

COVID-19: summary of cases and monitoring

Data through Dec 29, 2020 verified as of Dec 30, 2020 at 09:25 AM

Data in this report are provisional and subject to change.

Cases: people with positive PCR or antigen test result	
Total cases	1,306,123
Florida residents	1,283,701
Non-Florida residents	22,422
Type of testing	
Florida residents	1,283,701
Positive by BPHL/CDC	48,201
Positive by commercial/hospital lab	1,235,500
PCR positive	1,106,788
Antigen positive	176,913
Non-Florida residents	22,422
Positive by BPHL/CDC	640
Positive by commercial/hospital lab	21,782
PCR positive	17,162
Antigen positive	5,260
Characteristics	
Florida residents hospitalized	62,508
Florida resident deaths	21,546
Non-Florida resident deaths	311
Hospitalized counts include anyone who was hospitalized at some point during their illness. It does not reflect the number of people currently hospitalized.	
More information on deaths identified through death certificate data is available on the National Center for Health Statistics website at www.cdc.gov/nchs/nvss/vsrr/COVID19/index.htm .	

Cases: people with positive PCR or antigen test result	
Risk factors for Florida residents	
Traveled	11,022
Contact with a known case	490,112
Traveled and contact with a known case	13,894
Neither	768,673
No travel and no contact	156,145
Travel is unknown	438,653
Contact is unknown	296,855
Contact is pending	271,696
Travel can be unknown and contact can be unknown or pending for the same case, these numbers will sum to more than the "neither" total.	

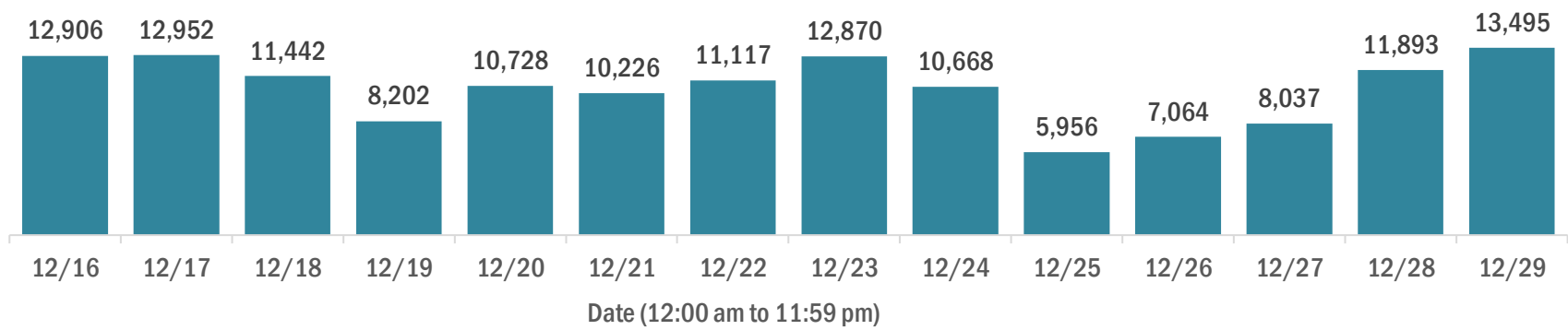
COVID-19: summary of laboratory testing

Data through Dec 29, 2020 verified as of Dec 30, 2020 at 09:25 AM

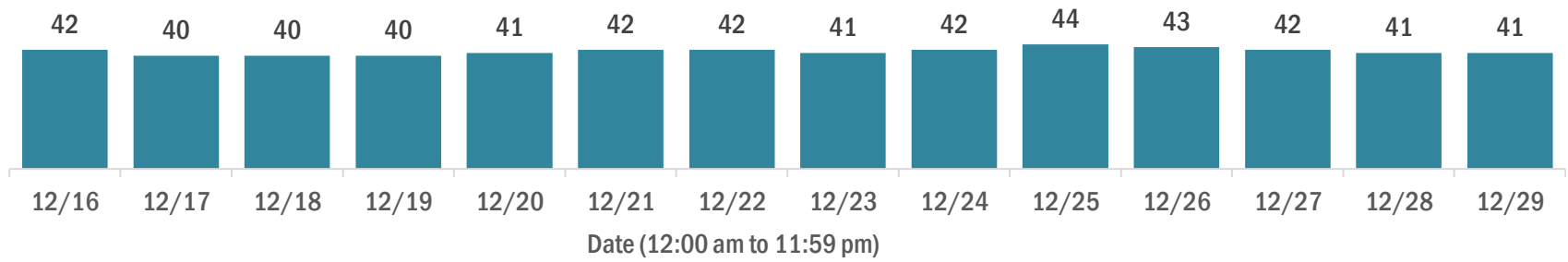
Data in this report are provisional and subject to change.

Cases in Florida residents per day for the past 2 weeks

Number of cases per day



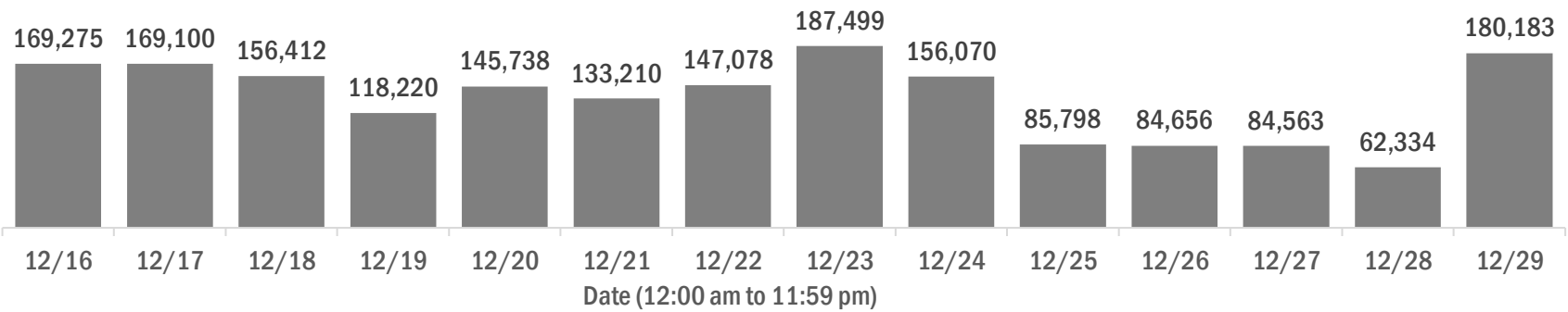
Median age of cases by day



Laboratory testing for Florida residents over the past 2 weeks

Number of Florida residents tested per day

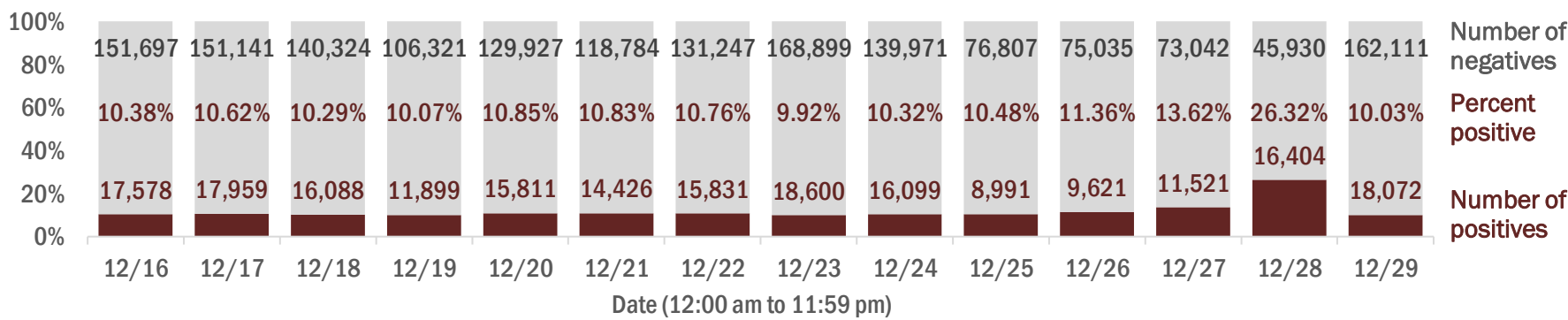
These counts include the number of people for whom the Department received PCR or antigen laboratory results by day. People tested on multiple days will be included for each day a new result was received. A person is only counted once for each day they are tested, regardless of whether multiple specimens are tested or multiple results are received.



Number and percent of Florida residents with positive test results

The percent of positive results ranged from 9.92% to 26.32% over the past 2 weeks and was 10.03% yesterday.

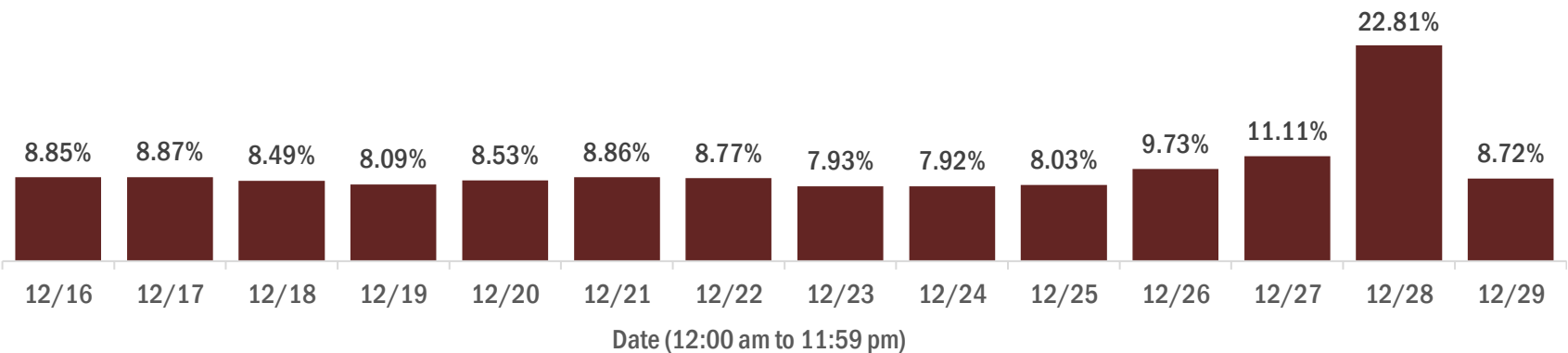
These counts include the number of people for whom the Department received PCR or antigen laboratory results by day. People tested on multiple days will be included for each day a new result was received. A person is only counted once for each day they are tested, regardless of whether multiple specimens are tested or multiple results are received. If a person has a positive specimen and a negative specimen in the same day, only the positive result is counted.



Percent positivity for new cases in Florida residents

The percent of positive results ranged from 7.92% to 22.81% over the past 2 weeks and was 8.72% yesterday.

This percent is the number of people who test PCR- or antigen-positive for the first time divided by all the people tested that day, excluding people who have previously tested positive.



COVID-19: characteristics of 1,283,701 Florida resident cases

Data through Dec 29, 2020 verified as of Dec 30, 2020 at 09:25 AM

Data in this report are provisional and subject to change.

Age group	Cases		Hospitalizations		Deaths	
0-4 years	23,128	2%	416	1%	0	0%
5-14 years	67,838	5%	380	1%	5	0%
15-24 years	201,525	16%	1,628	3%	34	0%
25-34 years	230,596	18%	3,293	5%	120	1%
35-44 years	201,270	16%	4,982	8%	350	2%
45-54 years	197,714	15%	7,517	12%	835	4%
55-64 years	168,011	13%	10,820	17%	2,357	11%
65-74 years	104,595	8%	12,711	20%	4,573	21%
75-84 years	58,418	5%	12,302	20%	6,430	30%
85+ years	29,474	2%	8,454	14%	6,842	32%
Unknown	1,132	0%	5	0%	0	0%
Total	1,283,701		62,508		21,546	

Gender	Cases	
Female	665,501	52%
Male	609,647	47%
Unknown	8,553	1%
Total	1,283,701	

Ethnicity	Cases		Hospitalizations		Deaths	
Hispanic	403,284	31%	16,660	27%	5,212	24%
Non-Hispanic	592,519	46%	42,676	68%	14,835	69%
Unknown	287,898	22%	3,172	5%	1,499	7%
Total	1,283,701		62,508		21,546	

Race and ethnicity	Cases		Hospitalizations		Deaths	
White	684,889	53%	39,790	64%	15,384	71%
Hispanic	268,254	21%	11,726	19%	4,128	19%
Non-Hispanic	367,908	29%	26,799	43%	10,539	49%
Unknown	48,727	4%	1,265	2%	717	3%
Black	171,272	13%	13,522	22%	3,730	17%
Hispanic	9,553	1%	555	1%	140	1%
Non-Hispanic	147,523	11%	12,673	20%	3,449	16%
Unknown	14,196	1%	294	0%	141	1%
Other race	181,173	14%	7,274	12%	1,730	8%
Hispanic	93,145	7%	3,960	6%	803	4%
Non-Hispanic	61,890	5%	2,989	5%	777	4%
Unknown	26,138	2%	325	1%	150	1%
Unknown race	246,367	19%	1,922	3%	702	3%
Hispanic	32,332	3%	419	1%	141	1%
Non-Hispanic	15,198	1%	215	0%	70	0%
Unknown	198,837	15%	1,288	2%	491	2%
Total	1,283,701		62,508		21,546	

Hospitalization counts include anyone who was hospitalized at some point during their illness. It does not reflect the number of people currently hospitalized. **Other race** includes any person with a race of American Indian/Alaskan native, Asian, native Hawaiian/Pacific Islander, or other.

COVID-19: deaths in Florida residents and staff of long-term care facilities

Data through Dec 29, 2020 verified as of Dec 30, 2020 at 09:25 AM

Data in this report are provisional and subject to change.

For current cases in residents or staff of long-term care facilities, please visit: <https://floridahealthcovid19.gov/>

County	Deaths		County	Deaths		County	Deaths	
Dade	903	<div></div> 11%	Lake	117	<div></div> 1%	Gilchrist	13	<div></div> 0%
Palm Beach	821	<div></div> 10%	Citrus	112	<div></div> 1%	Gadsden	12	<div></div> 0%
Pinellas	677	<div></div> 8%	Osceola	104	<div></div> 1%	Washington	12	<div></div> 0%
Broward	504	<div></div> 6%	Charlotte	98	<div></div> 1%	Calhoun	11	<div></div> 0%
Hillsborough	450	<div></div> 6%	Indian River	80	<div></div> 1%	Baker	9	<div></div> 0%
Polk	361	<div></div> 4%	Clay	77	<div></div> 1%	Gulf	9	<div></div> 0%
Lee	294	<div></div> 4%	Jackson	77	<div></div> 1%	Jefferson	9	<div></div> 0%
Brevard	291	<div></div> 4%	Leon	62	<div></div> 1%	Lafayette	9	<div></div> 0%
Sarasota	285	<div></div> 3%	Suwannee	58	<div></div> 1%	Holmes	7	<div></div> 0%
Duval	274	<div></div> 3%	St. Johns	53	<div></div> 1%	Desoto	5	<div></div> 0%
Orange	256	<div></div> 3%	Highlands	52	<div></div> 1%	Bradford	4	<div></div> 0%
Volusia	201	<div></div> 2%	Bay	50	<div></div> 1%	Levy	4	<div></div> 0%
St. Lucie	196	<div></div> 2%	Alachua	40	<div></div> 0%	Flagler	3	<div></div> 0%
Marion	191	<div></div> 2%	Columbia	38	<div></div> 0%	Monroe	3	<div></div> 0%
Seminole	187	<div></div> 2%	Sumter	33	<div></div> 0%	Taylor	3	<div></div> 0%
Escambia	165	<div></div> 2%	Nassau	28	<div></div> 0%	Hardee	2	<div></div> 0%
Manatee	153	<div></div> 2%	Santa Rosa	24	<div></div> 0%	Wakulla	2	<div></div> 0%
Collier	143	<div></div> 2%	Hendry	20	<div></div> 0%	Dixie	1	<div></div> 0%
Pasco	137	<div></div> 2%	Putnam	20	<div></div> 0%	Liberty	1	<div></div> 0%
Martin	129	<div></div> 2%	Walton	19	<div></div> 0%	Total	8,169	
Okaloosa	119	<div></div> 1%	Madison	18	<div></div> 0%			
Hernando	117	<div></div> 1%	Okeechobee	16	<div></div> 0%			

Note: cases are summarized by the county of usual residence. Residents and staff may be cases associated with facilities that are not in their county of usual residence, resulting in cases being included below for counties that do not have facilities with known cases.

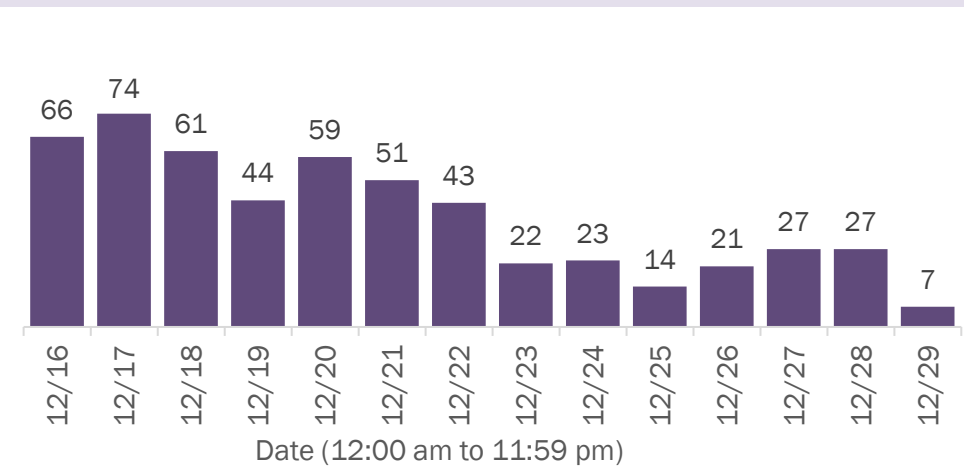
COVID-19: cases in Florida residents who have died

Data through Dec 29, 2020 verified as of Dec 30, 2020 at 09:25 AM

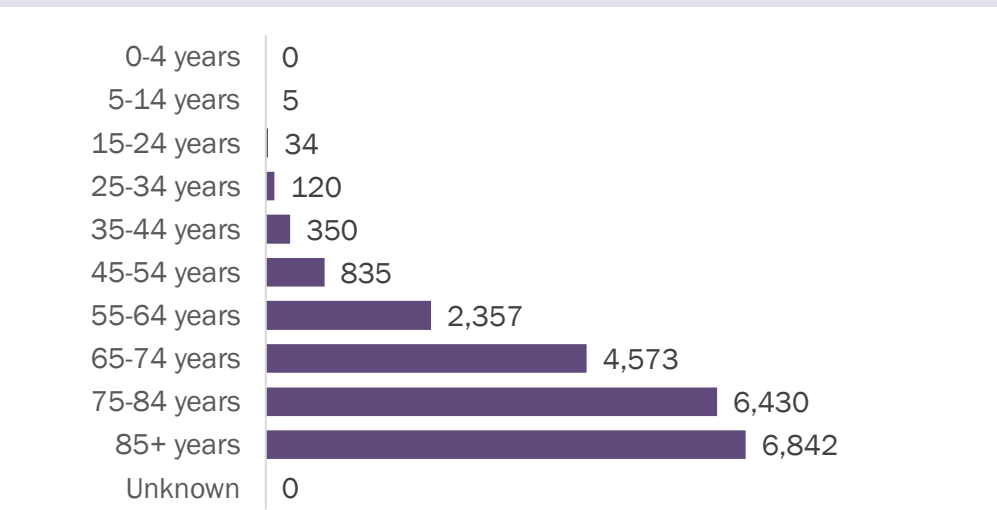
Data in this report are provisional and subject to change.

Demographics for all identified COVID-19 deaths: 21,546

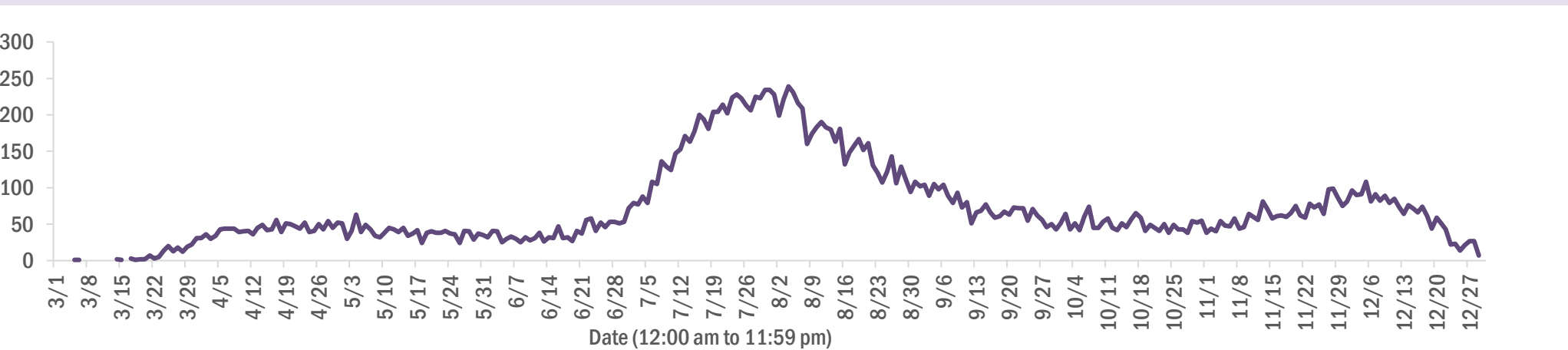
Deaths by date of death for the past 2 weeks



Deaths by age group



Deaths by date of death since March 2020



Age group	Deaths	Cases	Case fatality rate	Mortality rate per 100,000 population
0-4 years	0	23,128	0.0%	0.0
5-14 years	5	67,838	0.0%	0.2
15-24 years	34	201,525	0.0%	1.4
25-34 years	120	230,596	0.1%	4.2
35-44 years	350	201,270	0.2%	13.4
45-54 years	835	197,714	0.4%	30.0
55-64 years	2,357	168,011	1.4%	81.5
65-74 years	4,573	104,595	4.4%	188.4
75-84 years	6,430	58,418	11.0%	457.9
85+ years	6,842	29,474	23.2%	1184.7
Unknown	0	1,132	0.0%	
Total	21,546	1,283,701	1.7%	99.8

Race	Deaths	Cases	Case fatality rate	Mortality rate per 100,000 population
Other	1,730	181,173	1.0%	139.0
White	15,384	684,889	2.2%	92.1
Black	3,730	171,272	2.2%	102.0
Unknown	702	246,367	0.3%	
Total	21,546	1,283,701	1.7%	99.8

Gender	Deaths	Cases	Case fatality rate	Mortality rate per 100,000 population
Female	9,484	665,501	1.4%	85.9
Male	12,061	609,647	2.0%	114.2
Unknown	1	8,553	0.0%	
Total	21,546	1,283,701	1.7%	99.8

Ethnicity	Deaths	Cases	Case fatality rate	Mortality rate per 100,000 population
Hispanic	5,212	403,284	1.3%	91.8
Non-Hispanic	14,835	592,519	2.5%	93.2
Unknown	1,499	287,898	0.5%	
Total	21,546	1,283,701	1.7%	99.8

COVID-19: characteristics of 1,306,123 cases

Data through Dec 29, 2020 verified as of Dec 30, 2020 at 09:25 AM

Data in this report are provisional and subject to change.

Tables below include cases in Florida residents and non-Florida residents.

All 67 Florida counties have cases:

County	FL resident cases		Non-FL resident cases	Total cases	FL resident deaths	FL death rate
Dade	292,702	<div></div> 23%	3,234	295,936	4,169	1.4%
Broward	134,504	<div></div> 10%	1,534	136,038	1,840	1.4%
Palm Beach	80,706	<div></div> 6%	1,193	81,899	1,881	2.3%
Hillsborough	75,486	<div></div> 6%	735	76,221	1,068	1.4%
Orange	74,624	<div></div> 6%	693	75,317	749	1.0%
Duval	59,404	<div></div> 5%	920	60,324	725	1.2%
Pinellas	43,229	<div></div> 3%	1,014	44,243	1,045	2.4%
Lee	39,122	<div></div> 3%	1,047	40,169	673	1.7%
Polk	36,528	<div></div> 3%	238	36,766	784	2.1%
Osceola	24,575	<div></div> 2%	421	24,996	288	1.2%
Collier	21,701	<div></div> 2%	566	22,267	333	1.5%
Escambia	19,606	<div></div> 2%	2,402	22,008	372	1.9%
Manatee	21,629	<div></div> 2%	351	21,980	422	2.0%
Volusia	21,678	<div></div> 2%	293	21,971	435	2.0%
Pasco	21,400	<div></div> 2%	202	21,602	375	1.8%
Brevard	20,536	<div></div> 2%	242	20,778	515	2.5%
Leon	18,706	<div></div> 1%	585	19,291	173	0.9%
Sarasota	17,812	<div></div> 1%	559	18,371	507	2.8%
Seminole	17,681	<div></div> 1%	133	17,814	313	1.8%
Marion	17,358	<div></div> 1%	93	17,451	462	2.7%
Alachua	15,505	<div></div> 1%	169	15,674	128	0.8%
Lake	15,022	<div></div> 1%	179	15,201	295	2.0%
St. Lucie	14,010	<div></div> 1%	80	14,090	403	2.9%
St. Johns	12,629	<div></div> 1%	199	12,828	112	0.9%
Okaloosa	12,533	<div></div> 1%	130	12,663	226	1.8%
Bay	11,302	<div></div> 1%	451	11,753	205	1.8%
Clay	11,085	<div></div> 1%	29	11,114	184	1.7%
Santa Rosa	10,802	<div></div> 1%	134	10,936	124	1.1%
Martin	7,649	<div></div> 1%	111	7,760	209	2.7%
Charlotte	7,205	<div></div> 1%	77	7,282	231	3.2%
Hernando	7,184	<div></div> 1%	46	7,230	275	3.8%
Indian River	6,690	<div></div> 1%	67	6,757	158	2.4%
Citrus	6,528	<div></div> 1%	39	6,567	261	4.0%
Columbia	5,896	<div></div> 0%	26	5,922	117	2.0%
Sumter	4,924	<div></div> 0%	27	4,951	120	2.4%

County	FL resident cases		Non-FL resident cases	Total cases	FL resident deaths	FL death rate
Highlands	4,869	<div></div> 0%	49	4,918	202	4.1%
Walton	4,352	<div></div> 0%	466	4,818	46	1.1%
Nassau	4,351	<div></div> 0%	314	4,665	66	1.5%
Jackson	4,540	<div></div> 0%	56	4,596	118	2.6%
Monroe	4,029	<div></div> 0%	168	4,197	35	0.9%
Suwannee	3,939	<div></div> 0%	25	3,964	97	2.5%
Gadsden	3,902	<div></div> 0%	13	3,915	59	1.5%
Putnam	3,895	<div></div> 0%	11	3,906	72	1.8%
Flagler	3,603	<div></div> 0%	34	3,637	48	1.3%
Hendry	3,259	<div></div> 0%	15	3,274	49	1.5%
Unknown	235	<div></div> 0%	2,827	3,062	0	0.0%
Desoto	2,870	<div></div> 0%	13	2,883	55	1.9%
Baker	2,442	<div></div> 0%	11	2,453	36	1.5%
Okeechobee	2,366	<div></div> 0%	21	2,387	51	2.2%
Bradford	2,155	<div></div> 0%	8	2,163	23	1.1%
Wakulla	2,077	<div></div> 0%	9	2,086	24	1.2%
Hardee	2,076	<div></div> 0%	8	2,084	20	1.0%
Taylor	1,943	<div></div> 0%	5	1,948	25	1.3%
Washington	1,919	<div></div> 0%	17	1,936	30	1.6%
Levy	1,805	<div></div> 0%	10	1,815	19	1.1%
Holmes	1,599	<div></div> 0%	29	1,628	25	1.6%
Madison	1,513	<div></div> 0%	19	1,532	33	2.2%
Union	1,431	<div></div> 0%	0	1,431	65	4.5%
Lafayette	1,418	<div></div> 0%	0	1,418	22	1.6%
Gulf	1,301	<div></div> 0%	16	1,317	27	2.1%
Hamilton	1,223	<div></div> 0%	13	1,236	15	1.2%
Calhoun	1,206	<div></div> 0%	2	1,208	28	2.3%
Dixie	1,096	<div></div> 0%	3	1,099	11	1.0%
Gilchrist	994	<div></div> 0%	0	994	23	2.3%
Jefferson	961	<div></div> 0%	20	981	16	1.7%
Franklin	874	<div></div> 0%	18	892	4	0.5%
Glades	767	<div></div> 0%	2	769	11	1.4%
Liberty	740	<div></div> 0%	1	741	14	1.9%
Total	1,283,701		22,422	1,306,123	21,546	1.7%

COVID-19: characteristics of 1,283,701 Florida resident cases

Data through Dec 29, 2020 verified as of Dec 30, 2020 at 09:25 AM

Data in this report are provisional and subject to change.

The table below includes the cities and counties of residence for cases in Florida residents based on the patient's ZIP Code. Note that city is not always received as part of the initial notification and may be missing while the case is being investigated.

City and county	Cases
Miami, Dade	169,883
Orlando, Orange	55,862
Jacksonville, Duval	55,628
Tampa, Hillsborough	44,709
Hialeah, Dade	40,967
Fort Lauderdale, Broward	30,246
Hollywood, Broward	25,910
West Palm Beach, Palm Beach	19,697
Kissimmee, Osceola	18,885
Naples, Collier	17,861
Tallahassee, Leon	17,811
Homestead, Dade	17,183
Saint Petersburg, Pinellas	16,267
Pensacola, Escambia	16,090
Fort Myers, Lee	15,513
Bradenton, Manatee	14,310
Boca Raton, Palm Beach	13,918
Pompano Beach, Broward	13,870
Ocala, Marion	13,114
Lakeland, Polk	12,911
Gainesville, Alachua	12,642
Sarasota, Sarasota	11,213
Lake Worth, Palm Beach	10,039
Cape Coral, Lee	9,705
Port Saint Lucie, St. Lucie	9,090
Miramar, Broward	8,671
Clearwater, Pinellas	8,475
Miami Beach, Dade	8,173
Boynton Beach, Palm Beach	7,705
Miami Gardens, Dade	7,670
Panama City, Bay	7,228
Coral Springs, Broward	7,145
Doral, Dade	6,935
Saint Augustine, St. Johns	6,803
Melbourne, Brevard	6,317
Lehigh Acres, Lee	6,258
Winter Haven, Polk	6,179
Delray Beach, Palm Beach	5,985
Davie, Broward	5,670
Riverview, Hillsborough	5,473
Lake City, Columbia	5,449
Milton, Santa Rosa	5,439
Vero Beach, Indian River	5,125
Sunrise, Broward	5,114
Coral Gables, Dade	5,094
Fort Pierce, St. Lucie	4,846
New Port Richey, Pasco	4,793
Saint Cloud, Osceola	4,769
Largo, Pinellas	4,724
Daytona Beach, Volusia	4,643
Palm Bay, Brevard	4,562
Orange Park, Clay	4,560
Plantation, Broward	4,440
Apopka, Orange	4,407
Brandon, Hillsborough	4,355
North Miami Beach, Dade	4,310
Spring Hill, Hernando	4,201
Plant City, Hillsborough	4,150
Weston, Broward	4,114

COVID-19: characteristics of 1,283,701 Florida resident cases

Data through Dec 29, 2020 verified as of Dec 30, 2020 at 09:25 AM

Data in this report are provisional and subject to change.

The table below includes the cities and counties of residence for cases in Florida residents based on the patient's ZIP Code. Note that city is not always received as part of the initial notification and may be missing while the case is being investigated.

City and county	Cases
Clermont, Lake	4,043
Jupiter, Palm Beach	3,958
Deerfield Beach, Broward	3,926
Sanford, Seminole	3,860
Miami Lakes, Dade	3,684
Deltona, Volusia	3,674
Stuart, Martin	3,670
Port Charlotte, Charlotte	3,631
Fort Walton Beach, Okaloosa	3,631
Davenport, Polk	3,612
Winter Garden, Orange	3,462
Tamarac, Broward	3,430
Crestview, Okaloosa	3,266
Wesley Chapel, Pasco	3,157
Opa Locka, Dade	3,154
Land O Lakes, Pasco	3,146
Live Oak, Suwannee	3,139
Palm Beach Gardens, Palm Beach	3,104
Palmetto, Manatee	3,099
Coconut Creek, Broward	3,091
Deland, Volusia	3,068
Palm Coast, Flagler	3,021
Margate, Broward	2,974
Winter Park, Orange	2,974
Palm Harbor, Pinellas	2,903
Oviedo, Seminole	2,875
Immokalee, Collier	2,818
Arcadia, Desoto	2,798
Wellington, Palm Beach	2,783
Cutler Ridge, Dade	2,737
Altamonte Springs, Seminole	2,690
Middleburg, Clay	2,654
Hallandale, Broward	2,642
Lutz, Hillsborough	2,635
Venice, Sarasota	2,635
Punta Gorda, Charlotte	2,603
Sebring, Highlands	2,593
Brooksville, Hernando	2,590
North Port, Sarasota	2,578
Haines City, Polk	2,561
Bonita Springs, Lee	2,431
Ocoee, Orange	2,430
Pembroke Pines, Broward	2,420
Leesburg, Lake	2,420
Valrico, Hillsborough	2,388
Okeechobee, Okeechobee	2,356
Port Orange, Volusia	2,350
Seminole, Pinellas	2,330
Saint Johns, St. Johns	2,266
Zephyrhills, Pasco	2,230
Key West, Monroe	2,221
North Lauderdale, Broward	2,214
Lake Worth Beach, Palm Beach	2,207
North Miami, Dade	2,197
Ruskin, Hillsborough	2,145
Pinellas Park, Pinellas	2,131
Ormond Beach, Volusia	2,109
Navarre, Santa Rosa	2,104
Longwood, Seminole	2,087

COVID-19: characteristics of 1,283,701 Florida resident cases

Data through Dec 29, 2020 verified as of Dec 30, 2020 at 09:25 AM

Data in this report are provisional and subject to change.

The table below includes the cities and counties of residence for cases in Florida residents based on the patient's ZIP Code. Note that city is not always received as part of the initial notification and may be missing while the case is being investigated.

City and county	Cases
Jacksonville Beach, Duval	2,072
The Villages, Sumter	2,042
Windermere, Orange	2,017
Quincy, Gadsden	2,011
Niceville, Okaloosa	1,999
Gulf Breeze, Santa Rosa	1,906
Cantonment, Escambia	1,895
Crawfordville, Wakulla	1,892
Oakland Park, Broward	1,862
Dade City, Pasco	1,862
Bartow, Polk	1,852
Casselberry, Seminole	1,838
Cocoa, Brevard	1,836
Palatka, Putnam	1,823
Perry, Taylor	1,822
Hudson, Pasco	1,821
Clewiston, Hendry	1,793
Green Cove Springs, Clay	1,777
Marianna, Jackson	1,747
Panama City Beach, Bay	1,723
North Fort Myers, Lee	1,696
Port Richey, Pasco	1,686
Kissimmee, Polk	1,669
Ponte Vedra Beach, St. Johns	1,635
Lake Mary, Seminole	1,628
Royal Palm Beach, Palm Beach	1,625
Auburndale, Polk	1,621
Fernandina Beach, Nassau	1,609
Inverness, Citrus	1,585
Aventura, Dade	1,578
Tarpon Springs, Pinellas	1,577
Lynn Haven, Bay	1,575
Chipley, Washington	1,523
Defuniak Springs, Walton	1,511
Winter Springs, Seminole	1,480
Wimauma, Hillsborough	1,478
New Smyrna Beach, Volusia	1,467
Starke, Bradford	1,458
Titusville, Brevard	1,446
Lake Wales, Polk	1,443
Santa Rosa Beach, Walton	1,438
Belle Glade, Palm Beach	1,426
Estero, Lee	1,421
Coconut Grove, Dade	1,412
Crossings, Dade	1,410
Missing, Dade	1,407
Merritt Island, Brevard	1,404
Mayo, Lafayette	1,398
Parkland, Broward	1,384
Cooper City, Broward	1,384
Fleming Island, Clay	1,382
Labelle, Hendry	1,366
Dunedin, Pinellas	1,345
Carol City, Dade	1,345
Sarasota, Manatee	1,323
Loxahatchee, Palm Beach	1,321
Key Biscayne, Dade	1,319
Destin, Okaloosa	1,295
Holiday, Pasco	1,290

COVID-19: characteristics of 1,283,701 Florida resident cases

Data through Dec 29, 2020 verified as of Dec 30, 2020 at 09:25 AM

Data in this report are provisional and subject to change.

The table below includes the cities and counties of residence for cases in Florida residents based on the patient's ZIP Code. Note that city is not always received as part of the initial notification and may be missing while the case is being investigated.

City and county	Cases
Parrish, Manatee	1,265
Avon Park, Highlands	1,264
Palm City, Martin	1,252
Eustis, Lake	1,233
Mulberry, Polk	1,218
Wauchula, Hardee	1,209
Seffner, Hillsborough	1,189
Odessa, Hillsborough	1,178
Mount Dora, Lake	1,176
Bonifay, Holmes	1,164
Biscayne Park, Dade	1,159
Tavares, Lake	1,154
Rockledge, Brevard	1,145
Riviera Beach, Palm Beach	1,139
Macclenny, Baker	1,095
Lake Butler, Union	1,067
Indiantown, Martin	1,061
Crystal River, Citrus	1,056
Madison, Madison	1,043
Groveland, Lake	1,039
Florida City, Dade	1,034
Orange City, Volusia	1,031
Graceville, Jackson	1,022
Century, Escambia	1,010
Maitland, Orange	1,003
Summerfield, Marion	991
Yulee, Nassau	986
Lithia, Hillsborough	960
Pinecrest, Dade	952
Homosassa, Citrus	943
El Portal, Dade	942
Dania, Broward	933
Lake Placid, Highlands	930
Ponte Vedra, St. Johns	919
Gibsonton, Hillsborough	913
Dover, Hillsborough	899
Callahan, Nassau	892
Atlantic Beach, Duval	891
Monticello, Jefferson	883
Hobe Sound, Martin	881
Everglades National Park, Dade	876
Sebastian, Indian River	855
Apollo Beach, Hillsborough	841
Pace, Santa Rosa	839
Jasper, Hamilton	838
Lady Lake, Lake	837
Sanderson, Baker	827
Palmetto Bay, Dade	821
Blountstown, Calhoun	819
Sun City Center, Hillsborough	812
Palm Springs, Palm Beach	808
Oldsmar, Pinellas	803
Alachua, Alachua	789
Lecanto, Citrus	777
South Miami, Dade	762
Lantana, Palm Beach	756
North Palm Beach, Palm Beach	755
Dunnellon, Marion	752
Havana, Gadsden	748

COVID-19: characteristics of 1,283,701 Florida resident cases

Data through Dec 29, 2020 verified as of Dec 30, 2020 at 09:25 AM

Data in this report are provisional and subject to change.

The table below includes the cities and counties of residence for cases in Florida residents based on the patient's ZIP Code. Note that city is not always received as part of the initial notification and may be missing while the case is being investigated.

City and county	Cases
Debary, Volusia	736
Edgewater, Volusia	733
Coleman, Sumter	731
Wewahitchka, Gulf	728
Moore Haven, Glades	722
Uleta, Dade	705
Olympia Heights, Dade	704
Trenton, Gilchrist	702
Newberry, Alachua	701
Bellevue, Marion	689
Coral, Dade	679
Jensen Beach, Martin	671
Wildwood, Sumter	670
Ellenton, Manatee	666
Freeport, Walton	661
Satellite Beach, Brevard	657
Hilliard, Nassau	647
Beverly Hills, Citrus	644
Fellsmere, Indian River	642
Fisher Island, Dade	641
Lauderhill, Broward	639
Keystone Heights, Clay	638
Frostproof, Polk	637
Safety Harbor, Pinellas	626
Williston, Levy	624
Chattahoochee, Gadsden	613
Cross City, Dixie	611
Wilton Manors, Broward	607
Bristol, Liberty	606
Nokomis, Sarasota	600
South Bay, Palm Beach	597
Mary Esther, Okaloosa	597
Hernando, Citrus	588
Pahokee, Palm Beach	586
Shalimar, Okaloosa	586
Polk City, Polk	583
Lauderdale Lakes, Broward	575
Key Largo, Monroe	570
Port Saint Joe, Gulf	554
Marco Island, Collier	550
Dunnellon, Citrus	550
Medley, Dade	549
Bushnell, Sumter	544
Englewood, Charlotte	532
Lawtey, Bradford	530
Crescent City, Putnam	527
Glen Saint Mary, Baker	517
Bowling Green, Hardee	510
Fort Meade, Polk	501
Chiefland, Levy	478
Miramar Beach, Walton	466
Indialantic, Brevard	464
Southwest Ranches, Broward	459
Englewood, Sarasota	457
Marathon, Monroe	451
Carrabelle, Franklin	450
Neptune Beach, Duval	449
Thonotosassa, Hillsborough	449
Old Town, Dixie	449

COVID-19: characteristics of 1,283,701 Florida resident cases

Data through Dec 29, 2020 verified as of Dec 30, 2020 at 09:25 AM

Data in this report are provisional and subject to change.

The table below includes the cities and counties of residence for cases in Florida residents based on the patient's ZIP Code. Note that city is not always received as part of the initial notification and may be missing while the case is being investigated.

City and county	Cases
Interlachen, Putnam	445
Cocoa Beach, Brevard	440
Sweetwater, Dade	438
Spring Hill, Pasco	435
Lake Alfred, Polk	423
High Springs, Alachua	421
Sneads, Jackson	419
Sorrento, Lake	412
Minneola, Lake	412
Bronson, Levy	411
Jacksonville, St. Johns	410
Fort Myers Beach, Lee	401
Fort White, Columbia	398
Fruitland Park, Lake	398
Trinity, Pasco	392
Belle Isle, Orange	385
Centerville, Leon	376
Florida State University, Leon	374
Baker, Okaloosa	372
West Melbourne, Brevard	365
Clearwater Beach, Pinellas	355
Mascotte, Lake	348
Cottdale, Jackson	347
Palm Beach, Palm Beach	338
Raiford, Union	333
Gulfport, Pinellas	329
Umatilla, Lake	328
Oakland, Orange	328
Zolfo Springs, Hardee	320
Rotunda West, Charlotte	314
Weeki Wachee, Hernando	312
Bunnell, Flagler	308
Midway, Gadsden	303
Silver Springs, Marion	299
Citra, Marion	297
Malone, Jackson	295
South Daytona, Volusia	294
Jay, Santa Rosa	292
Myakka City, Manatee	291
Hawthorne, Alachua	285
Oxford, Sumter	282
Youngstown, Bay	282
Branford, Suwannee	281
Lehigh, Lee	275
Bell, Gilchrist	270
Haverhill, Palm Beach	269
Surfside, Dade	268
Tavernier, Monroe	268
Molino, Escambia	266
Altha, Calhoun	266
Pierson, Volusia	264
Melbourne Beach, Brevard	260
Alva, Lee	257
Ocklawaha, Marion	256
De Leon Springs, Volusia	256
Celebration, Osceola	249
Flagler Beach, Flagler	248
Indian Harbour Beach, Brevard	248
Cape Canaveral, Brevard	247

COVID-19: characteristics of 1,283,701 Florida resident cases

Data through Dec 29, 2020 verified as of Dec 30, 2020 at 09:25 AM

Data in this report are provisional and subject to change.

The table below includes the cities and counties of residence for cases in Florida residents based on the patient's ZIP Code. Note that city is not always received as part of the initial notification and may be missing while the case is being investigated.

City and county	Cases
Winter Park, Seminole	245
Grand Ridge, Jackson	241
Hastings, St. Johns	238
Jennings, Hamilton	237
Lake Park, Palm Beach	236
Greenville, Madison	234
Osprey, Sarasota	233
East Palatka, Putnam	232
Holly Hill, Volusia	232
Mims, Brevard	230
Apalachicola, Franklin	229
Orlando, Osceola	229
Archer, Alachua	229
Eagle Lake, Polk	228
Ave Maria, Collier	226
Dundee, Polk	221
O Brien, Suwannee	216
Westville, Holmes	213
Tequesta, Palm Beach	212
Floral City, Citrus	210
Greenwood, Jackson	209
Chuluota, Seminole	208
Vernon, Washington	206
Missing, Orange	206
Bal Harbour, Dade	205
Melrose, Putnam	202
Webster, Sumter	202
Gotha, Orange	201
Missing, Lee	200
Montverde, Lake	200
Kenneth City, Pinellas	199
West Miami, Dade	195
Missing, Volusia	193
Orlando, Seminole	192
Satsuma, Putnam	190
Bay Harbor Islands, Dade	190
Edgewood, Orange	189
Valparaiso, Okaloosa	185
San Antonio, Pasco	184
Eastpoint, Franklin	181
Ponce De Leon, Holmes	180
South Pasadena, Pinellas	179
Elkton, St. Johns	179
Malabar, Brevard	177
Grand Island, Lake	177
Indian Rocks Beach, Pinellas	176
Gretna, Gadsden	173
Bryceville, Nassau	172
Laurel Hill, Okaloosa	171
Eglin Air Force Base, Okaloosa	169
Reddick, Marion	164
Sebastian, Brevard	163
Lee, Madison	161
Missing, Santa Rosa	159
Inlet Beach, Walton	158
Orlando, Dade	157
Belleair, Pinellas	155
Alafaya, Orange	153
Southport, Bay	152

COVID-19: characteristics of 1,283,701 Florida resident cases

Data through Dec 29, 2020 verified as of Dec 30, 2020 at 09:25 AM

Data in this report are provisional and subject to change.

The table below includes the cities and counties of residence for cases in Florida residents based on the patient's ZIP Code. Note that city is not always received as part of the initial notification and may be missing while the case is being investigated.

City and county	Cases
Wellborn, Suwannee	149
Fort Mccoy, Marion	149
White Springs, Hamilton	147
Lake Panasoffkee, Sumter	147
Geneva, Seminole	143
Missing, Marion	142
Azalea Park, Orange	139
Apopka, Seminole	139
Clair-Mel City, Hillsborough	137
Hallandale Beach, Broward	135
Mcdavid, Escambia	135
Sanibel, Lee	135
Morriston, Levy	134
Anthony, Marion	133
Saint James City, Lee	133
Orlando, Polk	132
University Of Miami, Dade	132
Alford, Jackson	132
Kindred, Osceola	131
Holmes Beach, Manatee	129
Lakewood Ranch, Manatee	129
Missing, Brevard	127
Juno Beach, Palm Beach	127
Hiawassee, Orange	126
Mcalpin, Suwannee	126
Fountain, Bay	126
Greenacres, Palm Beach	124
Summerland Key, Monroe	122
Weirsdale, Marion	121
Howey-In-The-Hills, Lake	121
Zellwood, Orange	120
Longboat Key, Manatee	120
Hosford, Liberty	120
Micanopy, Alachua	116
Bokeelia, Lee	116
Center Hill, Sumter	115
Orlando, Broward	115
Lockhart, Orange	114
Astatula, Lake	114
Missing, Palm Beach	113
Islamorada, Monroe	111
Fern Park, Seminole	111
Matlacha, Lee	110
Caryville, Washington	109
Bay Lake, Orange	108
Lauderdale By The Sea, Broward	108
Pomona Park, Putnam	108
Poinciana, Polk	108
Babson Park, Polk	106
Madeira Beach, Pinellas	103
Missing, St. Johns	102
Orlando, Volusia	102
Orlando, Hillsborough	101
Viera, Brevard	101
Holt, Okaloosa	100
Carrollwood, Hillsborough	98
South Fort Myers, Lee	97
The Villages, Lake	96
Odessa, Pasco	94

COVID-19: characteristics of 1,283,701 Florida resident cases

Data through Dec 29, 2020 verified as of Dec 30, 2020 at 09:25 AM

Data in this report are provisional and subject to change.

The table below includes the cities and counties of residence for cases in Florida residents based on the patient's ZIP Code. Note that city is not always received as part of the initial notification and may be missing while the case is being investigated.

City and county	Cases
Mangonia Park, Palm Beach	94
Missing, Duval	94
Atlantis, Palm Beach	94
Lake Helen, Volusia	94
Cloud Lake, Palm Beach	91
Steinhatchee, Taylor	90
Sopchoppy, Wakulla	90
Altoona, Lake	89
University Of Fl, Alachua	86
Oak Hill, Volusia	85
Grant-Valkaria, Brevard	85
Big Pine Key, Monroe	84
Temple Terrace, Hillsborough	83
Missing, Pinellas	82
Osteen, Volusia	82
Missing, Broward	82
Hypoluxo, Palm Beach	81
Placida, Charlotte	81
Rocky Point, Hillsborough	80
Cutler Bay, Dade	80
Golden Beach, Dade	80
Citrus Springs, Citrus	80
Lady Lake, Sumter	79
Missing, Collier	79
Seville, Volusia	79
Sumterville, Sumter	79
Maitland, Seminole	77
Hollister, Putnam	76
F M, Lee	76
Waldo, Alachua	74
Panacea, Wakulla	74
Clarksville, Calhoun	74
Buena Ventura Lakes, Osceola	73
Orlando, Palm Beach	72
Lake Hamilton, Polk	71
Kendall, Dade	71
Avon Park, Polk	71
Belleair Beach, Pinellas	71
Orlando, Lake	71
Christmas, Orange	71
Baldwin, Duval	71
Brooker, Bradford	69
San Mateo, Putnam	69
Dinsmore, Duval	69
Hampton, Bradford	69
Lamont, Jefferson	68
Bascom, Jackson	67
Callaway, Bay	67
Missing, Pasco	66
Lutz, Pasco	66
Ponce Inlet, Volusia	66
Hurlburt Field, Okaloosa	64
University Of Central Florida, Orange	64
Harmony, Osceola	63
Inglis, Levy	63
Paisley, Lake	62
Palma Ceia, Hillsborough	62
Florahome, Putnam	62
Air Mail Facility, Dade	62

COVID-19: characteristics of 1,283,701 Florida resident cases

Data through Dec 29, 2020 verified as of Dec 30, 2020 at 09:25 AM

Data in this report are provisional and subject to change.

The table below includes the cities and counties of residence for cases in Florida residents based on the patient's ZIP Code. Note that city is not always received as part of the initial notification and may be missing while the case is being investigated.

City and county	Cases
Lighthouse Point, Broward	62
Tierra Verde, Pinellas	61
Stock Island, Monroe	61
University Of South Florida, Hillsborough	60
Ochopee, Collier	60
Barefoot Bay, Brevard	59
The Villages, Marion	58
Eatonville, Orange	58
Bradenton Beach, Manatee	58
Missing, Escambia	58
Astor, Lake	57
Crystal Beach, Pinellas	57
Bonita Beach, Lee	57
Pinetta, Madison	57
Welaka, Putnam	54
Lorida, Highlands	54
Ocean Ridge, Palm Beach	52
Greensboro, Gadsden	51
Patrick Air Force Base, Brevard	50
Princeton, Dade	50
Canal Point, Palm Beach	49
Tyndall Air Force Base, Bay	49
Fort Denaud, Hendry	49
Saint Pete Beach, Pinellas	48
Kathleen, Polk	48
Fruit Cove, St. Johns	48
Orlando, Brevard	48
Boca Grande, Lee	47
Missing, Lake	47
Missing, Citrus	46
Sunny Isles Beach, Dade	46
Campbellton, Jackson	45
Georgetown, Putnam	45
West Park, Broward	44
Barry University, Dade	43
Florida Gulf Coast Univ, Lee	43
North Venice, Sarasota	43
Felda, Hendry	43
Yalaha, Lake	42
Cinco Bayou, Okaloosa	41
Orlando, Pinellas	41
Sewalls Point, Martin	40
North Redington Beach, Pinellas	40
Destin, Walton	40
University Of Tampa, Hillsborough	39
Walnut Hill, Escambia	39
Palm Beach Shores, Palm Beach	39
Missing, Hernando	39
Missing, Hillsborough	39
Anna Maria, Manatee	38
Manalapan, Palm Beach	38
Cedar Key, Levy	38
Dania Beach, Broward	36
Missing, Clay	36
Micco, Brevard	35
Treasure Island, Pinellas	35
Orlando, Leon	35
Heathrow, Seminole	35
Village Of Wellington, Palm Beach	34

COVID-19: characteristics of 1,283,701 Florida resident cases

Data through Dec 29, 2020 verified as of Dec 30, 2020 at 09:25 AM

Data in this report are provisional and subject to change.

The table below includes the cities and counties of residence for cases in Florida residents based on the patient's ZIP Code. Note that city is not always received as part of the initial notification and may be missing while the case is being investigated.

City and county	Cases
Ona, Hardee	34
Flemington, Marion	34
Singer Island, Palm Beach	34
Reunion, Osceola	34
Ebro, Washington	33
Northdale, Hillsborough	33
Saint Leo, Pasco	32
Eaton Park, Polk	32
Missing, Seminole	32
Lake Suzy, Desoto	32
Terra Ceia, Manatee	32
Aloma, Orange	32
Cudjoe Key, Monroe	32
Bellview, Escambia	31
Miami Springs, Dade	31
Miami, Unknown	30
Intercession City, Osceola	30
Highland Beach, Palm Beach	30
Miromar Lakes, Lee	30
Naranja, Dade	29
Highland City, Polk	29
Salt Springs, Marion	29
Town N Country, Hillsborough	29
Okahumpka, Lake	28
Palm Shores, Brevard	28
Missing, Sumter	28
Gulf Breeze, Escambia	27
Kenansville, Osceola	27
Bonita Springs, Collier	27
Bay Pines, Pinellas	26
Hialeah Gardens, Dade	26
Mexico Beach, Bay	26
Florida State, Leon	26
Waverly, Polk	26
Jupiter, Martin	26
Missing, Okaloosa	26
Missing, Manatee	26
Enterprise, Volusia	26
Missing, Nassau	26
Missing, Martin	25
City Of Sunrise, Broward	25
Univ Of FI Student Dorms, Alachua	25
Kinard, Calhoun	25
Bagdad, Santa Rosa	25
South Miami Heights, Dade	25
Winter Garden, Lake	25
Labelle, Glades	24
Pensacola Beach, Santa Rosa	24
Missing, Indian River	24
South Palm Beach, Palm Beach	24
Nocatee, Desoto	24
Orlando, Pasco	24
Key Colony Beach, Monroe	23
Orlando, Duval	23
Tioga, Alachua	22
Santa Fe, Alachua	22
Lulu, Columbia	22
North Bay Village, Dade	22
Penney Farms, Clay	22

COVID-19: characteristics of 1,283,701 Florida resident cases

Data through Dec 29, 2020 verified as of Dec 30, 2020 at 09:25 AM

Data in this report are provisional and subject to change.

The table below includes the cities and counties of residence for cases in Florida residents based on the patient's ZIP Code. Note that city is not always received as part of the initial notification and may be missing while the case is being investigated.

City and county	Cases
Florida Dept Of Corrections, Union	22
University Of Central Fl, Orange	22
Miami Shores, Dade	22
Chokoloskee, Collier	21
Florida A And M University, Leon	21
Tangerine, Orange	21
Bayonet Point, Pasco	21
Pasadena, Pinellas	21
Fort Lauderdale, Dade	20
Orlando, Marion	20
La Crosse, Alachua	20
Missing, Polk	20
Hawthorne, Putnam	19
Ponte Vedra, Duval	19
Duette, Manatee	19
Tice, Lee	19
Sun City, Hillsborough	19
Balm, Hillsborough	19
Babcock Ranch, Lee	18
New Smyrna, Volusia	18
Village Wellington, Palm Beach	18
Homosassa Springs, Citrus	18
Stetson University, Volusia	18
University Of Central Florida, Broward	18
Horseshoe Beach, Dixie	18
Green Acres, Palm Beach	18
Palmdale, Glades	18
Siesta Key, Sarasota	18
Little Torch Key, Monroe	18
Florida International Univ, Dade	18
Florence Villa, Polk	17
Cortez, Manatee	17
Hallandle Beach, Broward	17
Orlando, Alachua	17
Bonifay, Washington	17
Sydney, Hillsborough	17
Sparr, Marion	17
Poinciana, Osceola	17
Indian Lake Estates, Polk	17
Lacoochee, Pasco	17
Perdido Key, Escambia	17
Apopka, Lake	17
Dowling Park, Suwannee	17
Goulds, Dade	17
Branford, Lafayette	16
Homeland, Polk	16
City Of Westlake, Palm Beach	16
West Panama City Beach, Bay	16
Graceville, Holmes	15
Maitland, Volusia	15
Bradley, Polk	15
Caryville, Holmes	15
Missing, St. Lucie	15
Bayshore Gardens, Manatee	15
Sugarloaf Key, Monroe	15
Venus, Highlands	15
Mcintosh, Marion	15
Goodland, Collier	14
Village Of Palmetto Bay, Dade	14

COVID-19: characteristics of 1,283,701 Florida resident cases

Data through Dec 29, 2020 verified as of Dec 30, 2020 at 09:25 AM

Data in this report are provisional and subject to change.

The table below includes the cities and counties of residence for cases in Florida residents based on the patient's ZIP Code. Note that city is not always received as part of the initial notification and may be missing while the case is being investigated.

City and county	Cases
Orlando, Manatee	14
Ocoee, Lake	14
Orange Lake, Marion	14
Missing, Osceola	14
University Of Central Fl, Hillsborough	14
Saint Marks, Wakulla	14
Crystal Springs, Pasco	14
Winter Park, Polk	14
Champions Gate, Polk	14
Paxton, Walton	14
Loughman, Polk	14
Yankeetown, Levy	14
Candler, Marion	14
Mango, Hillsborough	14
Ridge Manor, Pasco	14
Orlando, Flagler	13
Maitland, Polk	13
Bostwick, Putnam	13
Everglades City, Collier	13
Long Key, Monroe	13
Orlando, Lee	13
Eloise, Polk	13
White Springs, Columbia	13
Wabasso, Indian River	12
Bonaventure, Broward	12
Earleton, Alachua	12
Tallevast, Manatee	12
Westchase, Hillsborough	12
Miami, Broward	12
Mexico Beach, Gulf	12
Maitland, Osceola	12
Gulf Stream, Palm Beach	12
Lealman, Pinellas	12
Wewahitchka, Calhoun	12
Alturas, Polk	12
Parker, Bay	12
Pembroke Park, Broward	12
Zellwood, Lake	12
Jensen Beach, St. Lucie	11
Archer, Levy	11
Golden Oak, Orange	11
Hollywood, Dade	11
Buckingham, Lee	11
Fort Ogden, Desoto	11
Woodville, Leon	11
Unknown, Dade	11
Wausau, Washington	11
Plymouth, Orange	11
Greenville, Taylor	11
Florida International University, Dade	11
Mount Dora, Orange	11
Hernando Beach, Hernando	11
Saint Johns, Duval	11
Pine Castle, Orange	10
Rosemary Beach, Walton	10
Gulf Hammock, Levy	10
Wahneta, Polk	10
Holder, Citrus	10
Indian River Shores, Indian River	10

COVID-19: characteristics of 1,283,701 Florida resident cases

Data through Dec 29, 2020 verified as of Dec 30, 2020 at 09:25 AM

Data in this report are provisional and subject to change.

The table below includes the cities and counties of residence for cases in Florida residents based on the patient's ZIP Code. Note that city is not always received as part of the initial notification and may be missing while the case is being investigated.

City and county	Cases
Apopka, Volusia	10
Passport, Unknown	10
Union Park, Orange	10
Saint George Island, Franklin	10
Telogia, Liberty	10
Lake City, Suwannee	10
Murdock, Charlotte	10
Jacksonville, Unknown	10
Pine Hills, Orange	10
Laud-By-The-Sea, Broward	10
Lake Como, Putnam	9
Lowell, Marion	9
University Park, Manatee	9
Trenton, Levy	9
Palma Sola, Manatee	9
Long Boat Key, Manatee	9
Trilby, Pasco	9
Orlando, Okaloosa	9
Fort Charlotte, Charlotte	9
Cottondale, Washington	9
Graham, Bradford	9
Perrine, Dade	9
Orlando, Escambia	9
Leisure City, Dade	9
Laurel Hill, Walton	9
Durant, Hillsborough	9
Lamont, Madison	9
Pensacola Beach, Escambia	9
Shady Hills, Pasco	9
Steinhatchee, Dixie	9
Gonzalez, Escambia	9
Lakeshore, Polk	9
Rubonia, Manatee	8
Maxville, Duval	8
Florida State Univ Admin, Leon	8
Forest City, Seminole	8
Webster, Hernando	8
Fanning Springs, Gilchrist	8
Hillsboro Beach, Broward	8
Nichols, Polk	8
Missing, Unknown	8
Orlando, St. Lucie	8
Maitland, Hillsborough	8
Hialeah, Unknown	8
Jerome, Collier	8
Westlake, Palm Beach	8
Ramrod Key, Monroe	8
Ferndale, Lake	8
Watersound, Walton	8
Choctaw Beach, Okaloosa	7
Belleair Bluffs, Pinellas	7
Brooksville, Pasco	7
Lake Monroe, Seminole	7
Orlando, Sarasota	7
Saint Lucie West, St. Lucie	7
Maitland, Lake	7
Missing, Columbia	7
Missing, Walton	7
Otter Creek, Levy	7

COVID-19: characteristics of 1,283,701 Florida resident cases

Data through Dec 29, 2020 verified as of Dec 30, 2020 at 09:25 AM

Data in this report are provisional and subject to change.

The table below includes the cities and counties of residence for cases in Florida residents based on the patient's ZIP Code. Note that city is not always received as part of the initial notification and may be missing while the case is being investigated.

City and county	Cases
Redington Shores, Pinellas	7
Suwannee, Dixie	7
Missing, Putnam	7
Mount Plymouth, Lake	7
Evinston, Alachua	7
West Delray Beach, Palm Beach	7
University Of Central Fl, Martin	7
Dade City, Hernando	7
Missing, Bay	7
Nalcrest, Polk	7
Ozona, Pinellas	7
Orchid, Indian River	6
Hutchinson Island, St. Lucie	6
High Springs, Gilchrist	6
Cypress, Jackson	6
Missing, Holmes	6
Morriston, Marion	6
Indian Creek Village, Dade	6
Mayport Naval Station, Duval	6
Lake Butler, Bradford	6
Roseland, Indian River	6
Port Saint John, Brevard	6
N/A, Unknown	6
Orlando, St. Johns	6
Orlando, Hernando	6
Virginia Gardens, Dade	6
Ponce De Leon, Walton	6
Redington Beach, Pinellas	6
Winderemere, Orange	6
Innovation, Pasco	6
Daytona Beach Shores, Volusia	6
Forest City, Orange	6
Sea Ranch Lakes, Broward	6
Palm City, St. Lucie	6
Ocoee, Osceola	6
Switzerland, St. Johns	6
Pine Ridge, Citrus	6
Johns Pass Village, Pinellas	6
Kissimmee, Orange	5
Beverly Beach, Flagler	5
Aripeka, Pasco	5
Orlando, Charlotte	5
Winter Garden, Seminole	5
White City, Gulf	5
Niceville, Walton	5
River Ranch, Polk	5
Putnam Hall, Putnam	5
Quail Heights, Dade	5
Pass, Unknown	5
Stuart, St. Lucie	5
Winter Park, Broward	5
Apopka, Broward	5
Missing, Sarasota	5
Missing, Taylor	5
Deer Island, Lake	5
East Lake, Marion	5
Ebro, Bay	5
Citrus Ridge, Indian River	5
Westchester, Dade	5

COVID-19: characteristics of 1,283,701 Florida resident cases

Data through Dec 29, 2020 verified as of Dec 30, 2020 at 09:25 AM

Data in this report are provisional and subject to change.

The table below includes the cities and counties of residence for cases in Florida residents based on the patient's ZIP Code. Note that city is not always received as part of the initial notification and may be missing while the case is being investigated.

City and county	Cases
Windermere, Alachua	5
Orlando, Collier	5
Orange Springs, Marion	5
Salem, Taylor	5
Braden River, Manatee	5
Winter Garden, Osceola	5
Missing, Monroe	5
Eatonville, Polk	5
Grant Valkaria, Brevard	5
Basinger, Okeechobee	5
Citrus Hills, Citrus	5
Lakewood Ranch, Sarasota	5
Kingsley Lake, Bradford	5
Longboat Key, Sarasota	5
Duck Key, Monroe	5
PSI, Unknown	5
Lloyd, Jefferson	5
Los Angeles, Dade	5
Ybor City, Hillsborough	5
Pensacola, Unknown	4
Miccosukee, Leon	4
Keystone Heights, Bradford	4
Copeland, Collier	4
Clewiston, Palm Beach	4
Fort Lauderdale, Palm Beach	4
Kissimmee, Unknown	4
Miami Gardens, Unknown	4
Missing, Calhoun	4
Naples, Lee	4
Newberry, Gilchrist	4
Okeechobee, Osceola	4
Briny Breezes, Palm Beach	4
Missing, Alachua	4
Saint Augustine, Duval	4
Williston, Marion	4
Alafaya, Broward	4
Elfers, Pasco	4
Fernandina, Nassau	4
International Service Center, Dade	4
Seacrest, Walton	4
Orlando, Citrus	4
Oneco, Manatee	4
Wakulla Springs, Wakulla	4
Orlando, Bay	4
Barberville, Volusia	4
Grove City, Charlotte	4
Missing, Hendry	4
Missing, Highlands	4
Orlando, Highlands	4
Davenport, Osceola	4
Glen Ridge, Palm Beach	4
Goldenrod, Seminole	4
Windermere, Leon	4
West Bradenton, Manatee	4
Valkaria, Brevard	4
University Of Central Florida, Brevard	4
Orlando, Columbia	4
Loxahatchee Groves, Palm Beach	4
Indian Shores, Pinellas	4

COVID-19: characteristics of 1,283,701 Florida resident cases

Data through Dec 29, 2020 verified as of Dec 30, 2020 at 09:25 AM

Data in this report are provisional and subject to change.

The table below includes the cities and counties of residence for cases in Florida residents based on the patient's ZIP Code. Note that city is not always received as part of the initial notification and may be missing while the case is being investigated.

City and county	Cases
Live Oak, Madison	4
Cross Creek, Alachua	4
Fairfield, Marion	4
Eau Gallie, Brevard	4
Worthington Springs, Union	4
Orlando, Santa Rosa	4
Shady Grove, Taylor	4
Lake Buena Vista, Orange	4
Holt, Santa Rosa	4
Inlet Beach, Bay	4
Grandin, Putnam	4
Mayport, Duval	4
Maitland, Leon	4
Milton, Escambia	4
Missing, Leon	4
Jacksonville, Clay	3
Apopka, Dade	3
Bonifay, Jackson	3
Orlando, Union	3
Winter Park, Alachua	3
Winter Park, Leon	3
Winter Park, Osceola	3
Tampa, Pinellas	3
Sunny Hills, Washington	3
Hallandale Beach, Unknown	3
Deerfield Beach, Palm Beach	3
Captiva, Lee	3
Blountstown, Liberty	3
Lake Geneva, Clay	3
Lynbrook, Broward	3
Miami Gardens, Broward	3
Orlando, Indian River	3
Orlando, Martin	3
Upper Key Largo, Monroe	3
Village Of Golf, Palm Beach	3
Saint Augusaintine Beach, St. Johns	3
Saint Augustine Beach, St. Johns	3
Windermere, Seminole	3
Labelle, Lee	3
Apopka, Osceola	3
Brewton, Escambia	3
Ocoee, Broward	3
Pp, Unknown	3
Wildlight, Nassau	3
University Of Central Florida, Palm Beach	3
University Of Central Florida, Pinellas	3
Winter Park, Lake	3
Margate, Unknown	3
Maitland, Pasco	3
Melrose, Bradford	3
Alys Beach, Bay	3
Eglin, Okaloosa	3
Port Salerno, Martin	3
Winter Garden, Polk	3
Vernon, Bay	3
Windermere, Palm Beach	3
Winter Park, Brevard	3
Pompano Beach, Palm Beach	3
Samoset, Manatee	3

COVID-19: characteristics of 1,283,701 Florida resident cases

Data through Dec 29, 2020 verified as of Dec 30, 2020 at 09:25 AM

Data in this report are provisional and subject to change.

The table below includes the cities and counties of residence for cases in Florida residents based on the patient's ZIP Code. Note that city is not always received as part of the initial notification and may be missing while the case is being investigated.

City and county	Cases
San Fernando, Unknown	3
Indian Rock Beach, Pinellas	3
Inglis, Citrus	3
Hollywood, Unknown	3
Monticello, Madison	3
Mayport Naval Housing, Duval	3
Fernandina Beach, Duval	3
Fpo, Duval	3
Cypress Gardens, Polk	3
Day, Lafayette	3
Bowling Green, Polk	3
Seacrest, Bay	3
Orange Park, Duval	3
Point Washington, Walton	3
University Of Central Fl, Seminole	3
Vero Beach, St. Lucie	3
Mims, Volusia	3
Missing, Washington	3
Missing, Flagler	3
Nobleton, Hernando	3
Ocean Reef Club, Monroe	3
Jonesville, Alachua	3
Julington Creek, St. Johns	3
Bella Collina, Lake	3
Apopka, Hillsborough	3
El Jobean, Charlotte	3
East Rockland Key, Monroe	3
Orlando, Jackson	3
North Fort Myers, Charlotte	3
Jacksonville Naval Air Station, Duval	3
Conch Key, Monroe	3
Chicago, Lee	3
Bristol, Calhoun	3
Branford, Gilchrist	3
Bayou George, Bay	3
Babcock Ranch, Charlotte	3
Sorrento, Orange	3
San Carlos Park, Lee	3
Umatilla, Marion	3
Clarcona, Orange	3
Glenwood, Volusia	3
Ft Pierce, St. Lucie	3
Lamont, Taylor	3
Orlando, Nassau	3
Sugarloaf, Monroe	3
Westville, Walton	3
Winter Garden, Leon	3
Windermere, Lake	2
Winter Park, Highlands	2
Saint Marys, Nassau	2
Wacissa, Jefferson	2
Milligan, Okaloosa	2
Ocoee, Leon	2
Land O Lakes, Hillsborough	2
Missing, Okeechobee	2
Lakeland, Unknown	2
Haines Creek, Lake	2
Fort Lauderdale, Alachua	2
Cross City, Taylor	2

COVID-19: characteristics of 1,283,701 Florida resident cases

Data through Dec 29, 2020 verified as of Dec 30, 2020 at 09:25 AM

Data in this report are provisional and subject to change.

The table below includes the cities and counties of residence for cases in Florida residents based on the patient's ZIP Code. Note that city is not always received as part of the initial notification and may be missing while the case is being investigated.

City and county	Cases
Carl Fisher, Dade	2
Tampa, Hernando	2
University Of Central Florida, Lee	2
Vero Beach, Unknown	2
Wauchula, Desoto	2
Winter Park, Dade	2
Yeehaw, Okeechobee	2
Sebring, Desoto	2
Pompano Beach, Unknown	2
Panama City, Unknown	2
000000, Unknown	2
Boynton Beach, Broward	2
Cape Haze, Charlotte	2
Jacksonville Naval Hospital, Duval	2
Jacksonville, Alachua	2
Jacksonville, Nassau	2
Longview, Dade	2
Miramar, Dade	2
Melrose, Clay	2
Mesa, Unknown	2
Ormond Beach, Flagler	2
Okeechobee, Lake	2
Alford, Washington	2
Altamonte Springs, Orange	2
Apopka, Duval	2
Jupiter Island, Martin	2
Labelle, Collier	2
Lauderhill, Unknown	2
Longwood, Unknown	2
Long Beach, Orange	2
Maitland, Palm Beach	2
North Port, Charlotte	2
New Port Richey, Hillsborough	2
Miramar, Unknown	2
Miami, Martin	2
Venice, Dade	2
University Of Central Fl, Broward	2
Winter Park, Collier	2
Winter Park, Duval	2
Winter Park, Hillsborough	2
Windermere, Hillsborough	2
Sand Lake, Orange	2
Winter Park, Volusia	2
Cape San Blas, Gulf	2
Claysville, Hernando	2
Dade City, Unknown	2
Crescent Beach, Sarasota	2
Crestview, Walton	2
Cross Key, Monroe	2
Green Cove Springs, Duval	2
Marysville, Dade	2
Sunrise, Unknown	2
Seguin, Unknown	2
Tampa, Broward	2
Port Canaveral, Brevard	2
Oakland Park, Unknown	2
Winter Garden, Hillsborough	2
Ocean Breeze, Martin	2
Pass, Dade	2

COVID-19: characteristics of 1,283,701 Florida resident cases

Data through Dec 29, 2020 verified as of Dec 30, 2020 at 09:25 AM

Data in this report are provisional and subject to change.

The table below includes the cities and counties of residence for cases in Florida residents based on the patient's ZIP Code. Note that city is not always received as part of the initial notification and may be missing while the case is being investigated.

City and county	Cases
Tangerine, Lake	2
Florida Power & Light Co, Dade	2
Gibsonia, Polk	2
Amelia City, Nassau	2
Alligator Point, Wakulla	2
Madison, Unknown	2
Los Angeles, Broward	2
Lockhart, Seminole	2
Hialeah, Broward	2
Highland Park, Polk	2
Jacksonville, Dade	2
Woodside, Broward	2
Windermere, Polk	2
Winter Garden, Brevard	2
Provo, Broward	2
Scottsmoor, Brevard	2
Portland, Unknown	2
Pp, Dade	2
University Of Central Fl, Dade	2
University Of Central Fl, Osceola	2
Orlando, Sumter	2
Orlando, Holmes	2
Naples, Broward	2
Moore Haven, Hendry	2
Lanark Village, Franklin	2
Lake Harbor, Palm Beach	2
Cassadaga, Volusia	2
Fort Walton Beach, Walton	2
Dunnellon, Levy	2
Winter Garden, Broward	2
Winter Garden, Dade	2
Windermere, Osceola	2
Winter Park, St. Johns	2
Saint Petersburg, Hillsborough	2
Seven Springs, Pasco	2
Orlando, Unknown	2
Port Saint Lucie, Martin	2
Port Charlotte, Unknown	2
Punta Gorda, Lee	2
Miami, Palm Beach	2
None, Dade	2
Lawtey, Union	2
Lakeland, Hillsborough	2
Los Angeles, Okaloosa	2
Lutz, Pinellas	2
Alligator Point, Franklin	2
Coconut Creek, Unknown	2
Crawfordville, Leon	2
Immokalee, Lee	2
Eatonville, Lake	2
Fort Lauderdale, Unknown	2
Tarpon Springs, Pasco	2
West Palm Beach, Dade	2
Oklawaha, Marion	2
Olustee, Baker	2
Boca Raton, Unknown	2
Apopka, Flagler	2
Apopka, Marion	2
Apopka, Sarasota	2

COVID-19: characteristics of 1,283,701 Florida resident cases

Data through Dec 29, 2020 verified as of Dec 30, 2020 at 09:25 AM

Data in this report are provisional and subject to change.

The table below includes the cities and counties of residence for cases in Florida residents based on the patient's ZIP Code. Note that city is not always received as part of the initial notification and may be missing while the case is being investigated.

City and county	Cases
Clermont, Polk	2
Deland, Lake	2
Greenville, Jefferson	2
Fort Pierce, Martin	2
Laurel, Sarasota	2
Ocoee, Duval	2
Lecanto, Marion	2
Ludlam, Dade	2
Magnolia Square, Osceola	1
Maitland, Alachua	1
Lemoyne, Manatee	1
Melrose, Alachua	1
Miamf, Dade	1
Miami G, Dade	1
Miami, Collier	1
Marianna, Calhoun	1
Ocoee, Lee	1
Ocoee, Volusia	1
Okeechobee, St. Lucie	1
Oakland, Lake	1
Oakland, Leon	1
Lawrence Township, Palm Beach	1
Las Vegas, Orange	1
Lake Placid, Alachua	1
Kingsland, Duval	1
Kissimmee, Brevard	1
Gilmer, Dade	1
Gotha, Leon	1
Haverford, Hillsborough	1
Deland, Polk	1
Doctors Inlet, Clay	1
Dallas, Lee	1
De Leon Springs, Putnam	1
Estero, Collier	1
Fanning Springs, Levy	1
Columbus, Brevard	1
Cookeville, Seminole	1
Crestview, Holmes	1
Cumberland, Palm Beach	1
Dade City, Hillsborough	1
Charlotte, Pasco	1
Clear Brook, Lee	1
Clermont, Orange	1
Apopka, St. Lucie	1
Belle Isle, Polk	1
Apopka, Manatee	1
99, Unknown	1
Alanson, Bay	1
Aollywoss, Dade	1
Bohealia, Lee	1
Blowing Rock, Polk	1
Carol Stream, Orange	1
Bryant, Alachua	1
Opalocka, Dade	1
New Richmond, Volusia	1
Orlando, Hendry	1
Orlando, Levy	1
Palm Springs North, Dade	1
Palm Coast, Duval	1

COVID-19: characteristics of 1,283,701 Florida resident cases

Data through Dec 29, 2020 verified as of Dec 30, 2020 at 09:25 AM

Data in this report are provisional and subject to change.

The table below includes the cities and counties of residence for cases in Florida residents based on the patient's ZIP Code. Note that city is not always received as part of the initial notification and may be missing while the case is being investigated.

City and county	Cases
Soldotna, Broward	1
Saint Cloud, Lee	1
Saint Johns, Orange	1
San Antonio, Sarasota	1
San Antonio, Unknown	1
Sanford, Volusia	1
Pineland, Lee	1
Perry, Leon	1
Provincetown, Collier	1
Weston, Dade	1
Wheaton, Lee	1
Wood River, Polk	1
Wesley Chapel, Alachua	1
University Of Central Florida, Monroe	1
Toms River, Dade	1
Tewksbury, Orange	1
Tangerine, Seminole	1
Tampa Palms, Hillsborough	1
Steinhatchee, Madison	1
South Burlington, Orange	1
Gotha, Palm Beach	1
Fort Myers, Unknown	1
Fort Pierce, Unknown	1
Eatonville, Osceola	1
Edgewood, Osceola	1
Homeless, Polk	1
Homosassa, Hernando	1
Harrison, Pinellas	1
Granada Hills, Broward	1
Hailandale, Unknown	1
Hialeah, Bay	1
Cypress, Leon	1
Deland, St. Lucie	1
Deltona, Orange	1
Clermont, Osceola	1
Clewiston, Glades	1
Cartersville, Unknown	1
Anaheim, Unknown	1
Alafaya, Palm Beach	1
Athens, Duval	1
Bogota, Orange	1
Bradington, Manatee	1
Bronx, Palm Beach	1
Blountstown, Jackson	1
Belle Isle, Dade	1
Maitland, Dade	1
Marshall, Dade	1
Louisville, Manatee	1
Los Angeles Ca, Unknown	1
Littleton, Dade	1
Lewisburg, Pasco	1
Jerusalem, St. Johns	1
La Grange, Dade	1
Lake City, Hamilton	1
Okeechobee, Glades	1
Oooooo, Unknown	1
Mount Pleasant, Gadsden	1
Navarre, Okaloosa	1
New Orleans, Palm Beach	1

COVID-19: characteristics of 1,283,701 Florida resident cases

Data through Dec 29, 2020 verified as of Dec 30, 2020 at 09:25 AM

Data in this report are provisional and subject to change.

The table below includes the cities and counties of residence for cases in Florida residents based on the patient's ZIP Code. Note that city is not always received as part of the initial notification and may be missing while the case is being investigated.

City and county	Cases
Newark, Broward	1
Newburgh, Bay	1
Middlesburg, Duval	1
Miami, Hillsborough	1
Miami, Orange	1
Missing, Hardee	1
Missing, Jackson	1
Rye, Duval	1
Rex, Duval	1
Port Everglades, Broward	1
Peoria, Unknown	1
Orlando, Washington	1
Pacifica, Dade	1
Palm Coast, Polk	1
Palm Coast, Volusia	1
Parker, Dade	1
North Pole, Seminole	1
North Port, Lee	1
Saxis, Lee	1
Sebring, Lee	1
Saint Petersburg, St. Lucie	1
Saint Johns, Unknown	1
Seybold, Dade	1
Spring Hill , Hernando	1
Starke, Clay	1
Stone Mountain, Palm Beach	1
Washington, Unknown	1
Wekiva Springs, Seminole	1
Sun City Center, Hardee	1
Tallahassee, Duval	1
Tampa, Palm Beach	1
Tulsa, Orange	1
University Of Central Fl, Clay	1
Zolfo Springs, Polk	1
Windermere, Pasco	1
Vernon, Unknown	1
West Villages, Sarasota	1
Wichita, Volusia	1
Winder Garden, Orange	1
Windermere, Broward	1
Winter Garden, Pinellas	1
Winter Park, Calhoun	1
Winter Park, Indian River	1
Winter Park, Lee	1
Fdsf, Unknown	1
Flora, Lee	1
Fruitland Park, Sumter	1
Fwb, Unknown	1
Gastonia, Polk	1
Knoxville, Duval	1
Green, Clay	1
Greensburg, Orange	1
Gulf Shores, Escambia	1
Havanna, Gadsden	1
Hialeah Lakes, Dade	1
Hilliard, Dade	1
Hollywood, Leon	1
Holt, Unknown	1
Humble, Broward	1

COVID-19: characteristics of 1,283,701 Florida resident cases

Data through Dec 29, 2020 verified as of Dec 30, 2020 at 09:25 AM

Data in this report are provisional and subject to change.

The table below includes the cities and counties of residence for cases in Florida residents based on the patient's ZIP Code. Note that city is not always received as part of the initial notification and may be missing while the case is being investigated.

City and county	Cases
Bryn Mawr, Collier	1
Apopka, Palm Beach	1
Aspen, Palm Beach	1
Atlanta, Broward	1
Azalea Park, Sarasota	1
Bartow, Unknown	1
Boca Rotan, Unknown	1
Clermont, Unknown	1
Duke Field Air Force Station, Okaloosa	1
Deltona , Volusia	1
Columbia, Orange	1
Coral Springs, Unknown	1
Cornelius, Leon	1
Crestview, Dade	1
Dade City, Polk	1
Dania, Unknown	1
Darien, Pasco	1
Los Angeles, Polk	1
Lakewood, Unknown	1
Maitland, Unknown	1
Middleburg, Unknown	1
Minneapolis, Broward	1
Missing, Charlotte	1
Melbourne, Orange	1
Miami Beach, Palm Beach	1
Miami Granders, Dade	1
Naugatuck, Lee	1
Myakka, Duval	1
New Vernon, Sarasota	1
New York, Broward	1
Opa Locka, Unknown	1
Oakland, Broward	1
Oakland, Manatee	1
Ocoee, Polk	1
Pensacola, Santa Rosa	1
Ponce, Orange	1
Plant City, Pinellas	1
Plantation, Unknown	1
University Of Central FI, St. Johns	1
University Of Central Florida, Dade	1
Telluride, Lee	1
South Otselic, Dade	1
Sumatra, Liberty	1
Springhill, Unknown	1
Port Charlotte FI, Unknown	1
Richmond Heights, Dade	1
Rochester, Lee	1
Rosemary Beach, Bay	1
Saint Petersburg, Dade	1
San Juan, Osceola	1
San Pedro Sula, Dade	1
Winter Garden, Sumter	1
Wayne, Dade	1
West Simsbury, Collier	1
Wimauma, Manatee	1
Windermere, Lee	1
Tinley Park, Lee	1
Jeffersonville, Broward	1
Knoxville, Escambia	1

COVID-19: characteristics of 1,283,701 Florida resident cases

Data through Dec 29, 2020 verified as of Dec 30, 2020 at 09:25 AM

Data in this report are provisional and subject to change.

The table below includes the cities and counties of residence for cases in Florida residents based on the patient's ZIP Code. Note that city is not always received as part of the initial notification and may be missing while the case is being investigated.

City and county	Cases
Lake Mary, Lake	1
Lauderdale Hill, Unknown	1
Lake Worth, Broward	1
Homeless, Dade	1
Hickory, Lee	1
Hallandate Ben, Unknown	1
Loganville, Orange	1
Live Oak, Columbia	1
Longwood, Orange	1
Marietta, Sarasota	1
Ocala, Unknown	1
N/A, Duval	1
Naples, Alachua	1
Miamii, Dade	1
Miamt, Dade	1
Mid Florida, Seminole	1
Middleburg, Duval	1
Alva, Collier	1
333, Unknown	1
Alafaya, Volusia	1
Allentown, Putnam	1
Amelia Village, Nassau	1
Apple Creek, Citrus	1
Bear Grass, Palm Beach	1
Azalea Park, Osceola	1
Chipley, Holmes	1
Chipley, Jackson	1
Colorado Springs, Unknown	1
Conifer, Lee	1
Coco River, Collier	1
Bryn Mawr, Palm Beach	1
Camden Wyoming, Duval	1
Chattanooga, Dade	1
Fortlauderdale, Unknown	1
Ft Pierce, Unknown	1
Garland, Orange	1
Fort Denaud, Glades	1
Everett, Dade	1
FI State Lot, Leon	1
El Paso, Unknown	1
Eatonville, Seminole	1
Destin, Unknown	1
Tampa, Manatee	1
Saint Teresa, Wakulla	1
San Diego, Unknown	1
Steinhatchee, Alachua	1
Wilbur By The Sea, Volusia	1
Willowbrook, Lee	1
University Of Central Florida, Hillsborough	1
Wellington, Unknown	1
University Of Central FI, Pasco	1
Union City, Bradford	1
Vero Beach, Brevard	1
Village Of Palm Springs, Palm Beach	1
Webster, Pasco	1
Palm City, Unknown	1
Oviedo, Leon	1
Old Town, Gilchrist	1
Ocoee, Hillsborough	1

COVID-19: characteristics of 1,283,701 Florida resident cases

Data through Dec 29, 2020 verified as of Dec 30, 2020 at 09:25 AM

Data in this report are provisional and subject to change.

The table below includes the cities and counties of residence for cases in Florida residents based on the patient's ZIP Code. Note that city is not always received as part of the initial notification and may be missing while the case is being investigated.

City and county	Cases
Opa Locka, Polk	1
Orem, Sarasota	1
Orem, Unknown	1
Porter Ranch, Dade	1
Raiford, Bradford	1
Republic, Monroe	1
Riverview, Manatee	1
Russellville, Hillsborough	1
Saint Augustine, Okaloosa	1
Port Saint Lucie, Indian River	1
Pompano Beach, Alachua	1
Pine Hills, Broward	1
Woodland Hills, Brevard	1
Westerville, Hillsborough	1
Windermere, Dade	1
Winston Salem, Unknown	1
Ocala, Duval	1
North Porte, Unknown	1
Notrealville, Polk	1
Ocoee, Manatee	1
Okeechobi, Unknown	1
Orlando, Gadsden	1
Orlando, Clay	1
Orem, Dade	1
Pooler, Broward	1
Pensacola, Dade	1
Plantation Key, Monroe	1
Plantation, Leon	1
Orlando, Walton	1
Oviedo, Lake	1
Panomo City, Bay	1
Twentynine Palms, Broward	1
University Of Central Florida, Duval	1
St Cloud, Orange	1
Surprise, Unknown	1
Syracuse, Unknown	1
San Marcos, Unknown	1
Sarasota, Unknown	1
Ridgewood, Lee	1
Roseville, Broward	1
Saint Petersburg, Bay	1
Port St. Lucie, Unknown	1
Putnam, Putnam	1
Xifamk, Dade	1
Whippany, Volusia	1
Winfield, Hillsborough	1
Winter Garden, Lee	1
Winter Garden, Unknown	1
Winter Park, Bay	1
Vernon, Walton	1
Venezuela, Unknown	1
Weirsdale, Lake	1
Miami Dade, Unknown	1
Metter, Manatee	1
Miamksaohes, Dade	1
Missing, Lafayette	1
Monument, Broward	1
Morrisville, Palm Beach	1
Mokena, Lee	1

COVID-19: characteristics of 1,283,701 Florida resident cases

Data through Dec 29, 2020 verified as of Dec 30, 2020 at 09:25 AM

Data in this report are provisional and subject to change.

The table below includes the cities and counties of residence for cases in Florida residents based on the patient's ZIP Code. Note that city is not always received as part of the initial notification and may be missing while the case is being investigated.

City and county	Cases
North Brunswick, St. Lucie	1
North Lauderdale, Unknown	1
Greensboro, Leon	1
Irmo, Unknown	1
Island Grove, Alachua	1
Jacksonville, Baker	1
Key West, Palm Beach	1
Kilgore, Dade	1
Jupiter Inlet, Palm Beach	1
Jzx, Unknown	1
Land O Lakes, Unknown	1
Landolakes, Unknown	1
Lawton, Okaloosa	1
Lima, Volusia	1
Macclenny, Dixie	1
Madison, Jefferson	1
Lake Forest, Collier	1
Glen Cove, Unknown	1
Glen Saint Mary, Duval	1
Gainesville, Levy	1
Fleming Island, Duval	1
Crystal River, Marion	1
Crestview, Broward	1
Deerfield Beach, Polk	1
Defuniak Springs, Okaloosa	1
Eatonville, Hillsborough	1
Clearwater, Leon	1
Clarcona, Seminole	1
Bradenton, Lee	1
Bogota, Unknown	1
Canton, Duval	1
Bushnell, Unknown	1
Callahan, Duval	1
Alafaya, Pinellas	1
Apopka, Leon	1
Atlanta, Walton	1
Attalla, Broward	1
Autaugaville, Broward	1
Azalea Park, Lake	1
Azalea Park, Polk	1
Winter Springs, Orange	1
Youngstown, Washington	1
Zellwood, Brevard	1
Zellwood, Osceola	1
Sandestin, Walton	1
Scottsdale, Brevard	1
Saint Petersburg, Duval	1
St Peterburg, Orange	1
Stiamk, Dade	1
Surfside Beach, Orange	1
Sun City Center, Lee	1
Pompano Beach, Dade	1
Pompano Beach, Osceola	1
Port Charlotte, Lee	1
Port Richey, Unknown	1
Pine Hills, Polk	1
Pensacola Naval Hospital, Escambia	1
Port Saint Lucie, Marion	1
Port St Luice, Unknown	1

COVID-19: characteristics of 1,283,701 Florida resident cases

Data through Dec 29, 2020 verified as of Dec 30, 2020 at 09:25 AM

Data in this report are provisional and subject to change.

The table below includes the cities and counties of residence for cases in Florida residents based on the patient's ZIP Code. Note that city is not always received as part of the initial notification and may be missing while the case is being investigated.

City and county	Cases
Port St. Lucie, St. Lucie	1
Rivera Beach, Unknown	1
Roswell, Bay	1
Ruskin, Dade	1
Ruskin, Manatee	1
Winnetka, Dade	1
Weston, Unknown	1
Wildwood, Lee	1
Winter Park, Manatee	1
Winter Park, Palm Beach	1
Winter Park, Pinellas	1
West Hollywood, Broward	1
West Palm Beach, Unknown	1
Waverly, Duval	1
Tavares, Unknown	1
Temple, Palm Beach	1
Unknown, Duval	1
Wabasha, Clay	1
Milford, Bay	1
Newaygo, Charlotte	1
Na, Dade	1
Naples, Leon	1
Missing, Desoto	1
Okeechobee, Highlands	1
Painted Post, Pasco	1
Palatka, Marion	1
Mattoon, Lee	1
Marianna, Leon	1
Marianna, Washington	1
Mary Esther, Hillsborough	1
Los Angeles, Orange	1
Lecanto, Palm Beach	1
Littleton, St. Johns	1
Lake In The Hills, Broward	1
Lake Worth, Unknown	1
Land, Unknown	1
Jupiter, Pinellas	1
Kansas City, Palm Beach	1
Belle Isle, Seminole	1
Boys Ranch, Suwannee	1
Coal City, Pasco	1
Celebration, Orange	1
Commerce Township, Manatee	1
Crescent City, Marion	1
Crestview, Unknown	1
Alys Beach, Walton	1
Anastasia Island, St. Johns	1
Apo, Collier	1
Apopka, Alachua	1
Apopka, Citrus	1
Addison, Pasco	1
Alafaya, Dade	1
Arabi, Orange	1
At Large, Broward	1
Austin, Dade	1
Azalea Park, Broward	1
Big Torch Key, Monroe	1
Black, Holmes	1
Boca Raton, Lee	1

COVID-19: characteristics of 1,283,701 Florida resident cases

Data through Dec 29, 2020 verified as of Dec 30, 2020 at 09:25 AM

Data in this report are provisional and subject to change.

The table below includes the cities and counties of residence for cases in Florida residents based on the patient's ZIP Code. Note that city is not always received as part of the initial notification and may be missing while the case is being investigated.

City and county	Cases
Bonifay, Unknown	1
Delray Beach, Broward	1
Fort Lauderdale, Lee	1
Fort Pierce, Brevard	1
Fort Worth, Broward	1
Franklin, Orange	1
Gainesville, Santa Rosa	1
Gwynn Oak, Polk	1
High Springs, Columbia	1
Indianapolis, Lee	1
Jena, Taylor	1
Monroe, Hillsborough	1
Oldsrav, Manatee	1
Paducah, Manatee	1
Middletown, Osceola	1
North Laud, Unknown	1
Longwood, Broward	1
Lucedale, St. Lucie	1
Macclenny, Duval	1
Mantua, Broward	1
Mayaguez, Dade	1
Interlachen, Duval	1
Hoosick Falls, Broward	1
Hosford, Calhoun	1
Greenbrier, Bay	1
Hialeahgardens, Dade	1
Bronson, Alachua	1
Brooker, Alachua	1
Bonita, Lee	1
Brandon, Pinellas	1
Alva, Escambia	1
Arcadia, Highlands	1
Baker, Santa Rosa	1
Armstrong, St. Johns	1
Atl, Brevard	1
Belmont, Santa Rosa	1
Blountstown, Broward	1
Belle Isle, Duval	1
Cincinnati, Dade	1
Champions Gate, Osceola	1
Dfafs, Okaloosa	1
Davie, Unknown	1
Dayton, Orange	1
Gibson, Unknown	1
Gainesville, Okaloosa	1
Edgewood, Broward	1
Floral, Okaloosa	1
Pembroke Pines, Dade	1
Pensacola, Sumter	1
Perth Amboy, Hillsborough	1
Puerto Rico, Unknown	1
Randolph, Orange	1
Powell, Lee	1
Saint Lucie Village, St. Lucie	1
Sharpes, Brevard	1
Saint Petersburg, Charlotte	1
Summerfield, Unknown	1
Sunrise, Dade	1
Tallahassee, Madison	1

COVID-19: characteristics of 1,283,701 Florida resident cases

Data through Dec 29, 2020 verified as of Dec 30, 2020 at 09:25 AM

Data in this report are provisional and subject to change.

The table below includes the cities and counties of residence for cases in Florida residents based on the patient's ZIP Code. Note that city is not always received as part of the initial notification and may be missing while the case is being investigated.

City and county	Cases
Wtixrat, Dade	1
Westlake Village, Unknown	1
Watersound, Bay	1
Windermere, Volusia	1
Ventura, Orange	1
Unk, Duval	1
Toms River, Lee	1
Tourist, Dade	1
Trenton, Dixie	1
Uknown, Unknown	1
Carmel, Orange	1
Caracas, Dade	1
Boston, Broward	1
Brandon, Unknown	1
Brooklyn, Broward	1
Brooklyn, Dade	1
Brooklyn, Lee	1
Dallas, Hernando	1
Coconut Ck, Unknown	1
Chicago, Unknown	1
Apopka, Brevard	1
Apopka, Clay	1
Apopka, Polk	1
Asheville, Highlands	1
Astoria, Broward	1
Bartow, Hardee	1
Boca Raton, Broward	1
Belle Isle, Osceola	1
Bel Air, Collier	1
Alachua, Duval	1
Alpharetta, Broward	1
Fort Lauderdale, Leon	1
Fort White, Clay	1
Deer Park, Dade	1
Deerfield Beach, Unknown	1
Deland, Seminole	1
Doral, Unknown	1
Downingtown, Hillsborough	1
Dpo, Santa Rosa	1
Hallandale, Unknown	1
Gurabo, Osceola	1
Hernando, Marion	1
Hialeah, Collier	1
Garden City, Alachua	1
Gaylord, Orange	1
Gotcha, Orange	1
Greensburg, Palm Beach	1
Far Rockaway, Dade	1
Fisher Island, Unknown	1
Micanopy, Marion	1
Mckinney, Broward	1
Miamc, Dade	1
Little Neck, Lee	1
Ldhl, Broward	1
Las Vegas, Palm Beach	1
Monroe Township, Palm Beach	1
Moore Haven, Okeechobee	1
Morrisville, Unknown	1
Milford, Lee	1

COVID-19: characteristics of 1,283,701 Florida resident cases

Data through Dec 29, 2020 verified as of Dec 30, 2020 at 09:25 AM

Data in this report are provisional and subject to change.

The table below includes the cities and counties of residence for cases in Florida residents based on the patient's ZIP Code. Note that city is not always received as part of the initial notification and may be missing while the case is being investigated.

City and county	Cases
Missing, Levy	1
New Middletown, Hillsborough	1
North Palm Beach, Orange	1
Northport, Sarasota	1
Oakland, Lee	1
Lake Butler, Alachua	1
Kingsland, Nassau	1
Knoxville, Bay	1
Key West, Duval	1
Indian Rocks Beach, Duval	1
Hoclywsod, Dade	1
Hiawassee, Osceola	1
Homeless, Hillsborough	1
Homeless, Monroe	1
Homeless, Pinellas	1
Inwood, Broward	1
Irvine, Marion	1
Jefferson, Dade	1
Jonesboro, Leon	1
Jupiter, Dade	1
Jupiter, St. Lucie	1
Kenilworth, Leon	1
Orlando, Putnam	1
Orlo Vista, Orange	1
Other, Dade	1
Palmetto Bay, Palm Beach	1
Piasa, Putnam	1
Pass-A-Grille Beach, Pinellas	1
Pembroke Lakes, Broward	1
Russellville, Bay	1
Port Saint Lucie, Palm Beach	1
Prattville, Hillsborough	1
Prestonsburg, Bay	1
Quincy, Jackson	1
Rapid City, Broward	1
Red Bay, Holmes	1
Waipahu, Santa Rosa	1
Ward, Polk	1
Wellborn, Columbia	1
West Yarmouth, St. Lucie	1
Venetian Islands, Dade	1
Syracuse, Polk	1
Tallahassee, Dade	1
Tamarac, Dade	1
Tampa, Unknown	1
Tavares, Orange	1
Town Of Nocatee, St. Johns	1
University Of Central Fl, Pinellas	1
Unkn, Duval	1
Saint Joseph, Volusia	1
San Antonio, Orange	1
Seminole, Leon	1
Suitland, Volusia	1
Shirley, Flagler	1
Woodbine, Nassau	1
Winter Garden, Duval	1
Winter Garden, Marion	1
Winter Park, Citrus	1
Winter Park, Hendry	1

COVID-19: characteristics of 1,283,701 Florida resident cases

Data through Dec 29, 2020 verified as of Dec 30, 2020 at 09:25 AM

Data in this report are provisional and subject to change.

The table below includes the cities and counties of residence for cases in Florida residents based on the patient's ZIP Code. Note that city is not always received as part of the initial notification and may be missing while the case is being investigated.

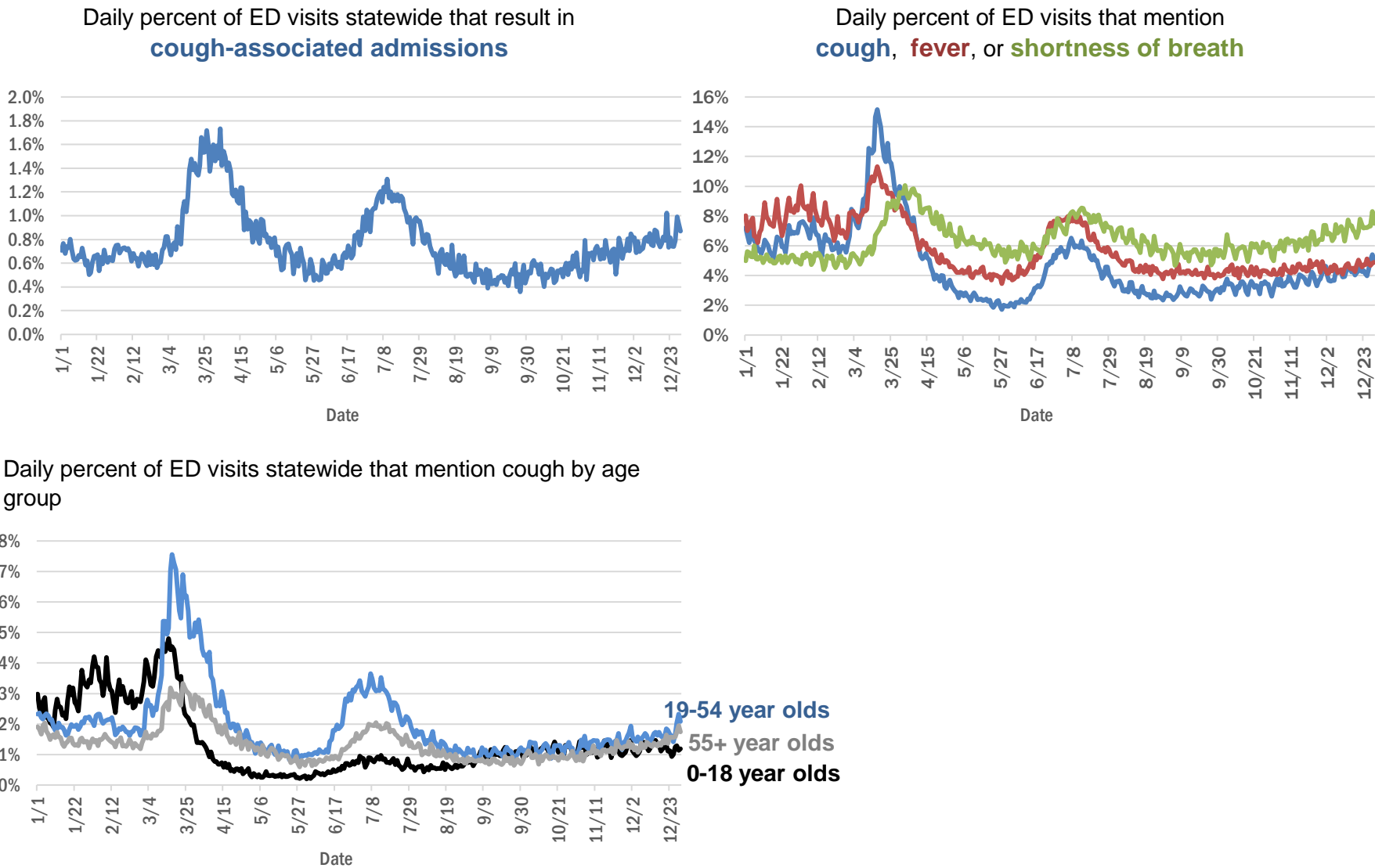
City and county	Cases
Total	1,283,701

COVID-19: additional surveillance information

Data through Dec 29, 2020 verified as of Dec 30, 2020 at 09:25 AM

Data in this report are provisional and subject to change.

Statewide emergency department (ED) chief complaint and admission data



The Electronic Surveillance System for the Early Notification of Community-Based Epidemics (ESSENCE-FL) includes chief complaint data from 211 of 211 Florida EDs. Data are transmitted electronically to ESSENCE-FL daily or hourly.

COVID-19: testing by laboratory

Data through Dec 29, 2020 verified as of Dec 30, 2020 at 09:25 AM

Data in this report are provisional and subject to change.

The numbers in the table below represent the number of Florida and non-Florida residents for whom test results were received by the Department of Health. A person can be tested by more than one laboratory and can have both positive and negative results. **Therefore, the sum of the numbers in each column will be larger than the total number of people tested.**

Reporting lab	Inconclusive	Negative	Positive	Percent positive	Total
LABORATORY CORPORATION OF AMERICA	2,147	1,346,559	172,113	11%	1,520,819
QUEST DIAGNOSTICS	9,910	1,191,915	168,766	12%	1,370,591
CURATIVE LABS	9,650	979,556	127,587	11%	1,116,793
BIO REFERENCE LABORATORIES, INC	7,269	786,279	144,474	15%	938,022
GENETWORX	661	390,607	32,936	8%	424,204
REALTOX LABS LLC	3,915	352,563	56,346	14%	412,824
HELIX	4,177	346,879	52,022	13%	403,078
RCA LABORATORY SERVICES, LLC		231,154	19,059	8%	250,213
EAST FLORIDA STATE COLLEGE - BREVARD		212,889	26,986	11%	239,875
CDR MAGUIRE - HEALTH CARE CENTER		176,067	23,852	12%	199,919
NOMI HEALTH LAB SERVICES		172,661	19,536	10%	192,197
IMPACT HEALTH BIOMETRIC TESTING, INC	936	170,344	17,935	9%	189,215
REAL DIAGNOSTICS	1,064	151,795	19,544	11%	172,403
BPHL-JACKSONVILLE	18	128,222	21,211	14%	149,451
ELABNETWORK	1,058	133,600	11,145	8%	145,803
MAKO GENOMICS	6,131	119,400	20,177	14%	145,708
MAYO CLINIC LABORATORIES	297	115,644	13,281	10%	129,222
NORTHWEST LABORATORY	246	120,967	6,469	5%	127,682
ADVENTHEALTH LAB	99	113,221	12,423	10%	125,743
NOMI_HEALTH		111,157	14,309	11%	125,466
BAYCARE LABORATORIES LLC	493	107,685	9,418	8%	117,596
ADVENT HEALTH LAB	112	101,260	13,957	12%	115,329
MEDICAL DIAGNOSTIC LABORATORIES	969	98,048	14,072	12%	113,089
BPHL-MIAMI	225	94,494	15,365	14%	110,084
MEMORIAL REGIONAL HOSPITAL SOUTH	22	91,758	18,254	17%	110,034
BIOCOLLECTIONS WORLDWIDE, INC	652	96,120	12,201	11%	108,973
ASCENSION SACRED HEART HOSPITAL - PENSACOLA	2	93,036	13,088	12%	106,126
FULGENT DIAGNOSTICS LABORATORY	1,777	92,447	9,112	9%	103,336
ORLANDO HEALTH SYSTEM	611	91,043	8,976	9%	100,630
KORVALABS, INC	1,281	90,858	4,661	5%	96,800
BPHL-TAMPA (SPECTRUM BLVD)	45	70,277	12,355	15%	82,677
SUNPATH MEDICAL DIAGNOSTICS LABORATORY	723	70,315	10,284	13%	81,322
TAMPA GENERAL HOSPITAL	4	74,723	6,494	8%	81,221
UF HEALTH MEDICAL LAB	33	72,518	6,328	8%	78,879
DIATHERIX LABORATORIES		68,034	9,659	12%	77,693
TESTING MATTERS INC	133	66,192	9,247	12%	75,572
AKESOGEN		61,842	10,397	14%	72,239
PWNHEALTH	161	65,091	5,801	8%	71,053
BAPTIST HEALTH SOUTH FLORIDA	264	58,442	9,135	13%	67,841
ASCENSION ST VINCENT'S - RIVERSIDE	1	54,339	6,960	11%	61,300
JACKSON MEMORIAL HOSPITAL CLINICAL LAB	79	49,074	9,188	16%	58,341
LAKELAND REGIONAL MEDICAL CENTER	123	49,126	5,803	11%	55,052
UF HEALTH SHANDS HOSPITAL	322	49,597	3,257	6%	53,176
ARUP LABORATORIES	16	49,988	2,905	5%	52,909
AMERICAN HEALTH ASSOCIATES	9	46,984	3,521	7%	50,514
SOUTH MIAMI HOSPITAL LAB	221	43,189	5,876	12%	49,286
AIT LABORATORIES		43,242	5,021	10%	48,263

COVID-19: testing by laboratory

Data through Dec 29, 2020 verified as of Dec 30, 2020 at 09:25 AM

Data in this report are provisional and subject to change.

The numbers in the table below represent the number of Florida and non-Florida residents for whom test results were received by the Department of Health. A person can be tested by more than one laboratory and can have both positive and negative results. **Therefore, the sum of the numbers in each column will be larger than the total number of people tested.**

Reporting lab	Inconclusive	Negative	Positive	Percent positive	Total
VIRACOR EUROFINS		34,988	9,718	22%	44,706
APPLIED INGENUITY DIAGNOSTICS LLC		38,725	1,719	4%	40,444
BAPTIST HEALTH - JACKSONVILLE	4	36,651	2,625	7%	39,280
TALLAHASSEE MEMORIAL HOSPITAL	172	34,531	4,007	10%	38,710
ORANGE COUNTY CONVENTION CENTER		33,330	3,655	10%	36,985
INGENIOUS PERSONALIZED MEDICINE	141	30,031	5,982	17%	36,154
MIAMI DADE COUNTY		32,093	3,527	10%	35,620
WALGREENS	31	28,299	5,214	16%	33,544
LEE HEALTH - CAPE CORAL HOSPITAL	3	28,385	4,626	14%	33,014
BROWARD GENERAL MEDICAL CENTER-CLINICAL LAB	2	29,761	3,044	9%	32,807
SARASOTA MEMORIAL HOSPITAL MAIN LAB	12	30,242	2,509	8%	32,763
MILLENNIUM PHYSICIAN GROUP	17	26,930	4,707	15%	31,654
UNIVERSITY OF MIAMI HOSPITAL	32	27,767	2,952	10%	30,751
NICKLAUS CHILDREN'S HOSPITAL	55	26,356	3,788	13%	30,199
FLORIDA HOSPITAL - TAMPA	37	27,552	2,313	8%	29,902
UF HEALTH JACKSONVILLE	44	26,754	2,676	9%	29,474
ECCO LAB GROUP CO	413	24,474	4,017	14%	28,904
GENESIS REFERENCE LABORATORIES		23,415	2,274	9%	25,689
NORTH FLORIDA REGIONAL MEDICAL CENTER		21,750	2,422	10%	24,172
ST JOSEPHS HOSPITAL LABORATORY	20	21,213	2,742	11%	23,975
MOUNT SINAI MEDICAL CENTER	7	21,555	2,162	9%	23,724
AEGIS SCIENCES CORPORATION	115	20,557	2,754	12%	23,426
BRANDON REGIONAL HOSPITAL		20,638	2,559	11%	23,197
JUPITER MEDICAL CENTER LAB	59	21,179	1,889	8%	23,127
ADVENTIST HEALTH SYSTEMS SUNBELT INC DBA		21,018	1,533	7%	22,551
PALMETTO GENERAL HOSPITAL LAB	3	18,229	3,835	17%	22,067
JFK MEDICAL CENTER LAB	1	19,060	2,406	11%	21,467
ACCESS DX LABORATORY	200	19,191	1,932	9%	21,323
STATLAB_MOBILE	1	19,244	1,983	9%	21,228
ADVENT HEALTH - DAYTONA BEACH	32	18,888	1,462	7%	20,382
NAPLES COMMUNITY HOSPITAL	64	17,970	1,829	9%	19,863
DWIC OF TAMPA BAY INC		18,154	1,163	6%	19,317
LAB DIAGNOSTICS LLC	380	13,650	5,201	27%	19,231
INTEGRATED REGIONAL LABORATORIES LLP		16,624	2,555	13%	19,179
PANCARE OF FLORIDA INC		17,087	1,845	10%	18,932
AVENTUS BIO LABS	16	16,123	2,189	12%	18,328
PATIENTS FIRST LAKE ELLA MEDICAL CENTER PA		15,224	2,707	15%	17,931
MORTON PLANT HOSPITAL-ADLER INSTITUTE	16	15,946	1,682	10%	17,644
HEALTH CENTER AT SINAI RESIDENCES		16,942	506	3%	17,448
DRS CLACK SPENCER WHITE & MCCORMACK PA D/B/A		15,816	1,569	9%	17,385
STS LAB 2 LLC	6	16,532	669	4%	17,207
BIOCERNA LABS	461	14,582	2,112	12%	17,155
EXACT SCIENCES LABORATORIES		15,540	1,543	9%	17,083
HEALTHLINK DIAGNOSTIC LABORATORIES	173	15,483	1,422	8%	17,078

COVID-19: testing by laboratory

Data through Dec 29, 2020 verified as of Dec 30, 2020 at 09:25 AM

Data in this report are provisional and subject to change.

The numbers in the table below represent the number of Florida and non-Florida residents for whom test results were received by the Department of Health. A person can be tested by more than one laboratory and can have both positive and negative results. **Therefore, the sum of the numbers in each column will be larger than the total number of people tested.**

Reporting lab	Inconclusive	Negative	Positive	Percent positive	Total
SAINT MARY'S MEDICAL CENTER	22	15,246	1,772	10%	17,040
HOLY CROSS HOSPITAL CLINICAL LAB	1	15,633	1,144	7%	16,778
WATSON CLINIC LLP		13,530	2,805	17%	16,335
INDIAN RIVER MEDICAL CENTER LAB		13,669	849	6%	14,518
CLEVELAND CLINIC HOSPITAL LAB	4	12,706	1,666	12%	14,376
LEESBURG REGIONAL MEDICAL CENTER		12,753	1,510	11%	14,263
INFINITY BIOLOGIX LLC	49	13,607	508	4%	14,164
OSCEOLA REGIONAL MEDICAL CENTER	1	12,259	1,731	12%	13,991
HOMESTEAD HOSPITAL CLINICAL LABORATORY	25	11,311	2,315	17%	13,651
MALABAR MEDICAL WALK IN CLINIC		11,592	1,801	13%	13,393
WELLINGTON REGIONAL MED CTR LAB	5	11,898	1,451	11%	13,354
MEMORIAL HOSPITAL JACKSONVILLE	8	11,201	2,099	16%	13,308
BAYFRONT HEALTH - ST PETERSBURG	17	11,152	1,775	14%	12,944
MEMORIAL REGIONAL HOSPITAL CLINICAL LABORATORY	10	11,499	784	6%	12,293
NORTHWEST MEDICAL CENTER	1	10,807	1,478	12%	12,286
ORANGE PARK MEDICAL CENTER	9	10,296	1,962	16%	12,267
WEST KENDALL BAPTIST HOSPITAL	10	9,886	2,256	19%	12,152
DELRAY MEDICAL CENTER LAB	3	10,887	1,143	9%	12,033
LEE HEALTH - LEE MEMORIAL HOSPITAL		9,014	3,000	25%	12,014
PRIVA PATH LABS	54	11,282	629	5%	11,965
FLORIDA HOSPITAL WATERMAN LABORATORY	70	10,997	857	7%	11,924
BETHESDA HOSPITAL EAST		10,850	999	8%	11,849
ST MARKS HOSPITAL LABORATORY B	78	10,627	1,002	9%	11,707
OAK HILL HOSPITAL		10,449	1,196	10%	11,645
LAWNWOOD REGIONAL MEDICAL CENTER	1	10,008	1,476	13%	11,485
PWN HEALTH	17	9,327	2,039	18%	11,383
BAPTIST HEALTH - SOUTH		10,501	825	7%	11,326
VISTA CLINICAL DIAGNOSTICS	227	10,210	863	8%	11,300
CLEVELAND CLINIC TRADITION HOSPITAL		10,533	714	6%	11,247
BINAXNOW	9	8,696	2,502	22%	11,207
ST ANTHONY'S HOSPITAL LAB	17	9,983	1,154	10%	11,154
WINTER HAVEN HOSPITAL CLINICAL LABORATORY	4	9,511	1,544	14%	11,059
UHEALTH CORAL GABLES/LENNAR MED CTR	3	10,347	588	5%	10,938
LARGO MEDICAL CENTER		9,804	1,126	10%	10,930
UNITED CLINICAL LABORATORY LLC	2	9,166	1,447	14%	10,615
GOOD SAMARITAN MEDICAL CENTER LAB	2	9,114	1,335	13%	10,451
LARKIN COMMUNITY HOSPITAL INC DBA CARDIOTROPIC		6,820	3,621	35%	10,441
WESTSIDE REGIONAL MED CTR	2	8,872	1,444	14%	10,318
AHALABS		9,865	423	4%	10,288
BAPTIST HEALTHCARE - BAPTIST HOSPITAL	5	8,315	1,930	19%	10,250
ACCESS MEDICAL LABORATORIES	3	5,512	4,583	45%	10,098
INDIAN RIVER PATHOLOGY LLC		9,304	792	8%	10,096
LARKIN COMMUNITY HOSPITAL	10	8,693	1,343	13%	10,046
MERCY HOSPITAL A CAMPUS OF PLANTATION GEN HOSP LAB	1	8,382	1,628	16%	10,011
ST JOSEPHS HOSPITAL	15	8,707	1,203	12%	9,925

COVID-19: testing by laboratory

Data through Dec 29, 2020 verified as of Dec 30, 2020 at 09:25 AM

Data in this report are provisional and subject to change.

The numbers in the table below represent the number of Florida and non-Florida residents for whom test results were received by the Department of Health. A person can be tested by more than one laboratory and can have both positive and negative results. **Therefore, the sum of the numbers in each column will be larger than the total number of people tested.**

Reporting lab	Inconclusive	Negative	Positive	Percent positive	Total
PALMS WEST HOSPITAL LAB	2	8,524	1,378	14%	9,904
GULF COAST MEDICAL CENTER MICROLAB		7,757	2,140	22%	9,897
MEDICAL CENTER OF TRINITY CLINICAL LABORATORY	1	8,904	988	10%	9,893
WEST FLORIDA HOSPITAL LAB		7,934	1,948	20%	9,882
COAST DIAGNOSTICS LLC	33	9,028	810	8%	9,871
SRQ DRIVE THROUGH		8,944	905	9%	9,849
MEASE COUNTRYSIDE LAB	8	8,706	907	9%	9,621
REGIONAL MEDCIAL CENTER BAYONET POINT	2	8,935	679	7%	9,616
PALM BEACH BALL PARK		8,605	996	10%	9,601
AVECINA	17	8,856	613	6%	9,486
THE VILLAGES REGIONAL HOSPITAL		8,690	783	8%	9,473
CORAL GABLES HOSPITAL CLINICAL LABORATORY		7,831	1,496	16%	9,327
HALIFAX MEDICAL CENTER LAB	34	7,974	1,299	14%	9,307
LAKE CITY HM		8,643	632	7%	9,275
CAPITAL REGIONAL MEDICAL CTR		7,512	1,722	19%	9,234
WEST BOCA MEDICAL CENTER LAB		8,533	696	8%	9,229
AVENTURA HOSPITAL LAB		7,465	1,704	19%	9,169
MANATEE MEMORIAL HOSPITAL		8,372	728	8%	9,100
NONA SCIENTIFIC	5	7,058	2,009	22%	9,072
BLAKE MEDICAL CENTER		7,839	1,123	13%	8,962
BOSTON HEART DIAGNOSTICS CORP		7,785	1,168	13%	8,953
PALM BEACH GARDENS MEDICAL CTR LAB		8,072	813	9%	8,885
LEE HEALTH - HEALTH PARK MEDICAL CENTER		7,387	1,459	16%	8,846
FLORIDA HOSPITAL HEARTLAND MED CTR CLINICAL LAB	33	7,631	1,086	12%	8,750
ADVENT HEALTH - WESLEY CHAPEL	14	7,820	742	9%	8,576
MEDFAST URGENT CARE CENTERS, LLC	4	7,558	957	11%	8,519
GENOVA DIAGNOSTICS LABORATORY	34	7,746	585	7%	8,365
AVECINA MEDICAL OAKLEAF	3	6,977	1,330	16%	8,310
DOCTORS HOSPITAL	4	6,858	1,313	16%	8,175
FLORIDA LABORATORY ANALYSIS		7,214	887	11%	8,101
GENESIS MEDICAL LABORATORY	100	6,955	1,044	13%	8,099
PATHNOSTICS	20	6,241	1,812	22%	8,073
LAKE CITY MEDICAL CENTER		6,418	1,612	20%	8,030
P4 CLINICAL, LLC	87	7,257	646	8%	7,990
AVECINA MEDICAL	4	6,159	1,752	22%	7,915
BAPTIST HEALTH SOUTH FLORIDA - WEST KENDALL URGENT CARE		6,541	1,191	15%	7,732
MINUTECLINIC LLC		6,677	1,044	14%	7,721
INFORM DIAGNOSTICS, INC		7,263	408	5%	7,671
FLORIDA MEDICAL CENTER - A CAMPUS OF NORTH SHORE	2	6,718	930	12%	7,650
PLANTATION GENERAL HOSPITAL		6,443	1,188	16%	7,631
NCH NORTH NAPLES HOSPITAL LAB	15	6,733	828	11%	7,576
FLORIDA HOSPITAL FLAGLER	29	6,989	519	7%	7,537
ADVENTHEALTH CENTRA CARE LAKE BUENA VISTA		7,037	499	7%	7,536
NIGHT LITE PEDIATRICS	4	5,768	1,748	23%	7,520
NEMOURS CHILDRENS HOSPITAL	1	7,190	318	4%	7,509
CORAL SPRINGS MED CTR		6,772	689	9%	7,461
NIGHT LITE PEDIATRIC CENTER LLC		6,785	627	8%	7,412

COVID-19: testing by laboratory

Data through Dec 29, 2020 verified as of Dec 30, 2020 at 09:25 AM

Data in this report are provisional and subject to change.

The numbers in the table below represent the number of Florida and non-Florida residents for whom test results were received by the Department of Health. A person can be tested by more than one laboratory and can have both positive and negative results. **Therefore, the sum of the numbers in each column will be larger than the total number of people tested.**

Reporting lab	Inconclusive	Negative	Positive	Percent positive	Total
NORTHSIDE HOSPITAL AND HEART INSTITUTE		6,702	700	9%	7,402
FLORIDA HOSPITAL DELAND	10	6,279	896	12%	7,185
NORTH SHORE MEDICAL CENTER		5,929	1,227	17%	7,156
THE HEALTHCARE DISTRICT OF PALM BEACH COUNTY	30	6,372	743	10%	7,145
CENTRAL FLORIDA REGIONAL HOSPITAL		6,465	656	9%	7,121
BROWARD HEALTH NORTH CLINICAL LABORATORY		6,213	770	11%	6,983
FLORIDA HOSPITAL ZEPHYRHILLS	10	6,308	634	9%	6,952
ALL CHILDREN'S HOSPITAL		6,448	417	6%	6,865
KD MEDICAL CHOICE LLC	1	6,093	661	10%	6,755
LUMINUS DIAGNOSTICS		6,204	535	8%	6,739
LEON MEDICAL CENTERS LLC		5,228	1,483	22%	6,711
FLORIDA HOSPITAL OF CARROLLWOOD	22	5,834	826	12%	6,682
OCALA REGIONAL MEDICAL CENTER		5,863	767	12%	6,630
WEST PALM HOSPITAL LAB		6,009	521	8%	6,530
AMERICAN FAMILY CARE		3,632	2,889	44%	6,521
CLEVELAND CLINIC MARTIN SOUTH HOSPITAL	1	5,906	587	9%	6,494
VISTA CLINICAL	8	3,775	2,673	41%	6,456
LEE HEALTH - GULF COAST MEDICAL CENTER	2	5,211	1,222	19%	6,435
MEMORIAL HOSPITAL WEST LABORATORY SERVICES	14	5,791	598	9%	6,403
MEDEXPRESS URGENT CARE	2	4,315	2,054	32%	6,371
CARDIOPATH	1	5,714	581	9%	6,296
BAPTIST HEALTH - BEACHES		5,820	459	7%	6,279
VIKOR SCIENTIFIC	6	5,089	1,136	18%	6,231
FULGENT DIAGNOSTICS	98	5,602	428	7%	6,128
BAPTIST HEALTH SOUTH FLORIDA - COUNTRY WALK URGENT CARE		5,059	934	16%	5,993
SOUTH BAY HOSPITAL CLINICAL LAB		5,438	533	9%	5,971
MORTON PLANT-MEASE	2	5,404	469	8%	5,875
LABSTAT LLC	2	5,484	313	5%	5,799
MEMORIAL HOSPITAL MICRO		5,359	403	7%	5,762
EXPRESS GENE MOLECULAR DIAGNOSTICS LABORATORY		4,662	1,080	19%	5,742
MEDARBOR DIAGNOSTICS	1	4,755	979	17%	5,735
POINCIANA MEDICAL CENTER		4,495	1,222	21%	5,717
ARCPOINT LABS OF FORT MYERS	4	4,980	722	13%	5,706
ANNE BATES LEACH EYE HOSPITAL/ ABLEH MICROBIOLOGY LABORATORY		5,599	83	1%	5,682
WEST MARION COMMUNITY HOSPITAL LAB		4,852	789	14%	5,641
LAKEWOOD RANCH MEDICAL CENTER		5,194	426	8%	5,620
FLORIDA HOSPITAL FISH MEMORIAL	19	4,790	710	13%	5,519
CLEVELAND CLINIC MARTIN NORTH HOSPITAL		4,833	533	10%	5,366
ST JOSEPHS NORTH HOSPITAL LAB	6	4,696	647	12%	5,349
BAPTIST HEALTH SOUTH FLORIDA - MIAMI LAKES URGENT CARE		4,231	1,070	20%	5,301
ST LUCIE MEDICAL CENTER		4,281	968	18%	5,249
MARTIN HOSPITAL SOUTH LAB		4,966	281	5%	5,247
AVERO DIAGNOSTICS - IRVING	6	4,781	349	7%	5,136
UNKNOWN	3	2,872	2,234	44%	5,109
IMPERIAL POINT MEDICAL CENTER		4,646	402	8%	5,048
SUNRISE MEDICAL LABORATORIES	2	4,703	318	6%	5,023
HIALEAH HOSPITAL	4	3,939	1,066	21%	5,009

COVID-19: testing by laboratory

Data through Dec 29, 2020 verified as of Dec 30, 2020 at 09:25 AM

Data in this report are provisional and subject to change.

The numbers in the table below represent the number of Florida and non-Florida residents for whom test results were received by the Department of Health. A person can be tested by more than one laboratory and can have both positive and negative results. **Therefore, the sum of the numbers in each column will be larger than the total number of people tested.**

Reporting lab	Inconclusive	Negative	Positive	Percent positive	Total
BAPTIST HEALTH - NASSAU		4,723	233	5%	4,956
BAYCARE COMMUNITY HEALTH		4,846	109	2%	4,955
OVIEDO MEDICAL CENTER		4,407	496	10%	4,903
CernerELR_Advent		4,366	525	11%	4,891
TROPICANA FIELD - LOT 2	18	4,334	412	9%	4,764
BAPTIST HEALTH SOUTH FLORIDA - WESTCHESTER URGENT CARE		3,898	827	18%	4,725
SANTA ROSA MEDICAL CENTER		3,887	823	17%	4,710
BAPTIST HEALTH SOUTH FLORIDA - DORAL URGENT CARE		3,815	884	19%	4,699
FORT WALTON BEACH MEDICAL CENTER		3,966	633	14%	4,599
H LEE MOFFITT CANCER CENTER LABORATORY		4,479	110	2%	4,589
ISPM LABS, LLC DBA CAPSTONE DIAGNOSTICS, LLC		4,431	147	3%	4,578
PRECISION HEALTH RESOURCES LLC		4,267	268	6%	4,535
SOUTH FLORIDA BAPTIST HOSPITAL MICRO	3	3,866	646	14%	4,515
ST PETERSBURG GENERAL HOSPITAL		3,749	697	16%	4,446
HOLIDAY CVS LLC		4,229	196	4%	4,425
SYNERGY LABORATORIES	7	3,965	448	10%	4,420
BAYFRONT HEALTH - VENICE REGIONAL MEDICAL	1	4,060	342	8%	4,403
MOFFITT CANCER CENTER	6	4,304	90	2%	4,400
BAPTIST HEALTH SOUTH FLORIDA - PEMBROKE PINES URGENT CARE		3,720	651	15%	4,371
FLORIDA HOSPITAL OCALA		3,935	413	9%	4,348
FLORIDA HOSPITAL NORTH PINELLAS	11	3,993	323	7%	4,327
GENE BY GENE, GENOMICS RESEARCH CENTER LAB	39	4,107	152	4%	4,298
EGLIN AIR FORCE BASE	11	3,092	1,113	26%	4,216
HEALTHQUEST ESOTERICS		3,064	1,129	27%	4,193
BAPTIST HEALTH SOUTH FLORIDA - CORAL SPRINGS URGENT CARE		3,619	530	13%	4,149
QDX PATHOLOGY SERVICES	1	3,766	306	8%	4,073
ADVENTHEALTH CENTRA CARE DR PHILLIPS		3,799	248	6%	4,047
ADVENTHEALTH CENTRA CARE WINTER GARDEN	1	3,734	302	7%	4,037
SOLARIS DIAGNOSTICS	4	3,606	411	10%	4,021
NIGHT LITE PEDIATRICS URGENT CARE	1	3,413	571	14%	3,985
ADVENTHEALTH CENTRA CARE WINTER PARK		3,749	224	6%	3,973
CARDIOTROPIC LABS	83	3,141	724	18%	3,948
PHYSICIANS REGIONAL MEDICAL CENTER - PINE RIDGE RD	1	3,262	684	17%	3,947
UNIVERSITY HOSPITAL AND MEDICAL CENTER		3,046	895	23%	3,941
BAYFRONT HEALTH - PORT CHARLOTTE		3,557	328	8%	3,885
PUTNAM COMMUNITY MEDICAL CENTER		3,409	465	12%	3,874
SYNERGY DIAGNOSTIC LABORATORY	84	3,334	372	10%	3,790
ADVENTHEALTH CENTRA CARE UNIVERSITY		3,520	228	6%	3,748
BAPTIST HEALTH - NORTH		2,942	806	22%	3,748
ADVENTHEALTH CENTRA CARE ST CLOUD		3,336	385	10%	3,721
ADVENTHEALTH CENTRA CARE HUNTERS CREEK		3,295	373	10%	3,668
MEASE DUNEDIN HOSPITAL	5	3,336	303	8%	3,644
CLARITY LAB SOLUTIONS LLC		3,608	4	0%	3,612
ANGEL KIDS PEDIATRICS		3,406	169	5%	3,575
NATIONWIDE LABORATORY SERVICES INC	143	2,946	459	13%	3,548
MEDEXPRESS URGENT CARE OF BOYNTON BEACH LLC		3,399	121	3%	3,520
DOCTORS URGENT CARE LLC	1	2,875	633	18%	3,509

COVID-19: testing by laboratory

Data through Dec 29, 2020 verified as of Dec 30, 2020 at 09:25 AM

Data in this report are provisional and subject to change.

The numbers in the table below represent the number of Florida and non-Florida residents for whom test results were received by the Department of Health. A person can be tested by more than one laboratory and can have both positive and negative results. **Therefore, the sum of the numbers in each column will be larger than the total number of people tested.**

Reporting lab	Inconclusive	Negative	Positive	Percent positive	Total
PALMS OF PASADENA HOSPITAL		3,136	373	11%	3,509
WESTCHESTER HOSPITAL	23	2,840	626	18%	3,489
NORTHWEST FLORIDA COMMUNITY HOSPITAL	23	2,447	982	28%	3,452
MEDICAL DNA LABS LLC	2	3,210	240	7%	3,452
DOCTORS HOSPITAL OF SARASOTA CLINICAL LABORATORY		3,038	403	12%	3,441
SUNCOAST PATHOLOGY ASSOCIATES		3,156	258	8%	3,414
RAULERSON HOSPITAL		2,860	531	16%	3,391
BAPTIST HEALTH SOUTH FLORIDA - CORAL GABLES (UNIVERSITY) URGENT CARE		2,956	407	12%	3,363
MEDEXPRESS URGENT CARE HUDSON		2,989	368	11%	3,357
CLINICAL REFERENCE LABORATORY	2	3,237	117	3%	3,356
ACUTIS DIAGNOSTICS	16	2,834	492	15%	3,342
ADVENTHEALTH CENTRA CARE LEE ROAD		3,109	221	7%	3,330
ADVENTHEALTH CENTRA CARE CLERMONT		3,059	260	8%	3,319
MIDWAY SPECIALTY CARE CENTER DIAGNOSTICS	38	3,041	217	7%	3,296
ADVENTHEALTH CENTRA CARE WATERFORD LAKES		2,968	301	9%	3,269
BAPTIST HEALTH SOUTH FLORIDA - TAMiami TRAIL URGENT CARE		2,590	636	20%	3,226
ADVENTHEALTH CENTRA CARE SANFORD		2,950	233	7%	3,183
MEMORIAL HOSPITAL- MIRAMAR	12	2,922	239	8%	3,173
ADVENTHEALTH CENTRA CARE KISSIMMEE		2,948	222	7%	3,170
BAPTIST HEALTH SOUTH FLORIDA - PINECREST URGENT CARE		2,750	405	13%	3,155
ADVENTHEALTH CENTRA CARE APOPKA		2,829	323	10%	3,152
THE CENTER FOR URGENT CARE	3	2,568	560	18%	3,131
ADVENTHEALTH CENTRA CARE LAKE MARY		2,906	209	7%	3,115
URGENT CARE CURE	2	2,703	390	13%	3,095
TWIN CITIES HOSPITAL	1	2,721	363	12%	3,085
BAPTIST HEALTH SOUTH FLORIDA - CORAL GABLES URGENT CARE		2,590	483	16%	3,073
MEDEXPRESS URGENT CARE - ESTERO		2,841	230	7%	3,071
BETHESDA HOSPITAL WEST		2,791	271	9%	3,062
ADVENTIST HEALTH SYSTEMS, SUNBELT INC		2,813	224	7%	3,037
ATLANTIS URGENT CARE	1	1,933	1,086	36%	3,020
CLARITY LAB SOLUTIONS	7	2,660	343	11%	3,010
COMMUNITY HEALTH CENTERS OF PINELLAS INC		2,385	618	21%	3,003
ADVENTHEALTH CENTRA CARE LAKELAND	1	2,703	283	9%	2,987
EMPIRE CITY LABORATORIES INC	25	2,533	383	13%	2,941
BAPTIST HEALTH SOUTH FLORIDA - PALMETTO BAY URGENT CARE		2,480	451	15%	2,931
BAPTIST HEALTH SOUTH FLORIDA - KENDALE LAKES URGENT CARE		2,329	588	20%	2,917
SARKIS CLINICAL TRIALS		2,573	332	11%	2,905
TRINITY SPRINGS		2,585	312	11%	2,897
ADVENTHEALTH CENTRA CARE MOUNT DORA		2,649	247	9%	2,896
STONE CLINICAL LABORATORIES		2,789	96	3%	2,885
BAYFRONT HEALTH - SEVEN RIVERS		2,639	239	8%	2,878
MINUTECLINIC LLC #3703		2,442	404	14%	2,846
AHCC WESLEY CHAPEL		2,599	219	8%	2,818
WALGREENS ORLANDO	3	2,486	326	12%	2,815
BAPTIST HEALTH SOUTH FLORIDA - WESTON URGENT CARE		2,516	288	10%	2,804
BAPTIST HEALTH SOUTH FLORIDA - DAVIE URGENT CARE		2,372	431	15%	2,803
MINUTECLINIC		2,465	334	12%	2,799

COVID-19: testing by laboratory

Data through Dec 29, 2020 verified as of Dec 30, 2020 at 09:25 AM

Data in this report are provisional and subject to change.

The numbers in the table below represent the number of Florida and non-Florida residents for whom test results were received by the Department of Health. A person can be tested by more than one laboratory and can have both positive and negative results. **Therefore, the sum of the numbers in each column will be larger than the total number of people tested.**

Reporting lab	Inconclusive	Negative	Positive	Percent positive	Total
PEDIATRIC HEALTH CARE ALLIANCE PA		2,559	230	8%	2,789
VETERANS AFFAIRS MEDICAL CENTER - ORLANDO		1,342	1,436	52%	2,778
WALGREEN CO	2	2,445	317	11%	2,764
ASCENSION SACRED HEART - EMERALD COAST		2,304	438	16%	2,742
ADVENTHEALTH CENTRA CARE ALTAMONTE		2,540	199	7%	2,739
MEDCOMP SCIENCES LLC	29	1,319	1,385	51%	2,733
BAYFRONT HEALTH - BROOKSVILLE		2,389	336	12%	2,725
CENTRA CARE – WATERFORD LAKES		2,097	575	22%	2,672
HEALTH FIRST ADVENTHEALTH CENTRA CARE GATEWAY	1	2,449	177	7%	2,627
MEDEXPRESS URGENT CARE - WEST TAMPA		2,469	158	6%	2,627
COASTAL MED URGENT CARE		1,439	1,174	45%	2,613
ADVENTHEALTH CENTRA CARE OVIEDO		2,346	259	10%	2,605
MEDEXPRESS URGENT CARE - ROYAL PALM BEACH		2,458	141	5%	2,599
LAKESIDE MEDICAL CENTER		2,057	528	20%	2,585
BARTOW REGIONAL MEDICAL CENTER	1	2,212	350	14%	2,563
ENGLEWOOD COMMUNITY HOSPITAL		2,330	228	9%	2,558
PRECISION HEALTH SOLUTIONS		2,475	68	3%	2,543
ADVENT HEALTH - OCALA		2,124	413	16%	2,537
CITRUS MEMORIAL HOSPITAL LABORATORY		2,214	319	13%	2,533
MEDEXPRESS URGENT CARE PALM BEACH GARDENS		2,423	101	4%	2,524
SELECT LABORATORIES - MARION COUNTY, FL LLC	3	2,310	176	7%	2,489
AMELIA URGENT CARE		1,473	1,014	41%	2,487
ADVENTHEALTH CENTRA CARE SAND LAKE		2,354	131	5%	2,485
MEDEXPRESS URGENT CARE - GOLDEN GATE		2,310	167	7%	2,477
ADVENTHEALTH CENTRA CARE AZALEA PARK		2,240	234	9%	2,474
ADVENT HEALTH - HEART OF FLORIDA ER	1	2,192	269	11%	2,462
ADVENTHEALTH CENTRA CARE LONGWOOD		2,310	139	6%	2,449
ADVENTHEALTH CENTRA CARE PORT ORANGE		2,307	139	6%	2,446
MEMORIAL HOSPITAL PEMBROKE	3	2,145	286	12%	2,434
TALLAHASSEE PRIMARY CARE ASSOCIATES		2,185	240	10%	2,425
US BIOTEK LABORATORIES	6	2,109	275	12%	2,390
DESOTO MEMORIAL HOSPITAL	3	1,975	407	17%	2,385
BAPTIST HEALTH SOUTH FLORIDA - BRICKELL URGENT CARE		1,980	396	17%	2,376
ADVENTHEALTH CENTRA CARE ORANGE LAKE		2,184	190	8%	2,374
HEALTH FIRST ADVENTHEALTH CENTRA CARE TITUSVILLE		2,206	158	7%	2,364
BAPTIST HEALTH URGENT CARE AT SAWGRASS		2,010	347	15%	2,357
BMCT Molecular Diagnostics Subsection		1,946	411	17%	2,357
MICROGEN DX		1,841	496	21%	2,337
DOCTORS URGENT CARE OF LUTZ LLC	1	1,869	467	20%	2,337
HIGHLANDS REGIONAL MEDICAL CENTER		1,847	479	21%	2,326
HOLIDAY CVS LLC DBA CVS PHARMACY #5154		2,266	50	2%	2,316
LEE HEALTH - COCONUT POINT CLINICAL LAB	2	1,872	433	19%	2,307
PARAMOUNT URGENT CARE		1,209	1,085	47%	2,294
COMMUNITY HEALTH NORTHWEST FLORIDA	4	1,739	531	23%	2,274
SPORTS DRUG TESTING LABORATORY	39	2,153	62	3%	2,254
PRIMEHEALTH URGENT CARE	1	1,865	360	16%	2,226
MEDEXPRESS URGENT CARE - LAKELAND		2,065	159	7%	2,224

COVID-19: testing by laboratory

Data through Dec 29, 2020 verified as of Dec 30, 2020 at 09:25 AM

Data in this report are provisional and subject to change.

The numbers in the table below represent the number of Florida and non-Florida residents for whom test results were received by the Department of Health. A person can be tested by more than one laboratory and can have both positive and negative results. **Therefore, the sum of the numbers in each column will be larger than the total number of people tested.**

Reporting lab	Inconclusive	Negative	Positive	Percent positive	Total
PALMS MEDICAL GROUP	5	1,675	542	24%	2,222
EMERALD COAST URGENT CARE		1,687	504	23%	2,191
CENTRA CARE SAINT CLOUD	1	1,885	303	14%	2,189
INDIAN RIVER MEDICAL CENTER		1,910	274	13%	2,184
BAYFRONT HEALTH - PUNTA GORDA		2,010	136	6%	2,146
ADVENTHEALTH CENTRA CARE LEESBURG		1,945	196	9%	2,141
ADVENTHEALTH CENTRA CARE SOUTH ORANGE		1,956	175	8%	2,131
NCH DOWNTOWN NAPLES HOSPITAL	8	1,847	259	12%	2,114
BAYA PHARMACY & URGENT CARE		1,479	630	30%	2,109
LOWER KEYS MEDICAL CENTER		1,866	233	11%	2,099
NCH NORTH NAPLES HOSPITAL	3	1,786	287	14%	2,076
PHYSICIANS STAT LAB	2	987	1,065	52%	2,054
BAYFRONT HEALTH - SPRING HILL		1,871	179	9%	2,050
MARINERS HOSPITAL		1,864	181	9%	2,045
DOCTORS TEST CENTERS		1,786	246	12%	2,032
PHYSICIANS REGIONAL MEDICAL CENTER - COLLIER BLVD	1	1,521	509	25%	2,031
BAPTIST HEALTHCARE - GULF BREEZE HOSPITAL	3	1,689	301	15%	1,993
HealthSentry_UHS	1	1,838	146	7%	1,985
ADVENTHEALTH PROMPT CARE	1	1,397	586	30%	1,984
ADVENTHEALTH CENTRA CARE COLONIAL TOWN		1,841	140	7%	1,981
DOC SMILEY'S URGENT CARE		1,705	247	13%	1,952
BAPTIST HEALTH EMERGENCY CENTER COUNTRY WALK	1	1,637	310	16%	1,948
BAPTIST HEALTH - CLAY		1,669	276	14%	1,945
ESCAMBIA COMMUNITY CLINICS INC	4	1,460	481	25%	1,945
BAPTIST HEALTH - OAKLEAF		1,591	328	17%	1,919
FLORIDA FAMILY LABORATORY, INC DBA	3	1,779	133	7%	1,915
ADVENT HEALTH - NEW SMYRNA		1,495	416	22%	1,911
SCION LAB SERVICES LLC	18	1,747	126	7%	1,891
MEDEXPRESS URGENT CARE CAPE CORAL		1,632	251	13%	1,883
NXGEN MDX LLC	3	1,717	162	9%	1,882
HEALTH FIRST ADVENTHEALTH CENTRA CARE COCOA		1,756	118	6%	1,874
EMERALD COAST URGENT CARE, LLC	1	1,402	455	24%	1,858
MEDEXPRESS URGENT CARE - DELAND		1,719	137	7%	1,856
PROHEALTH		707	1,136	62%	1,843
BAPTIST HEALTH SOUTH FLORIDA - MIAMI BEACH URGENT CARE		1,575	249	14%	1,824
EMERALD COAST URGENT CARE LLC		1,388	433	24%	1,821
LABORATORY OF FLORIDA LLC	40	1,641	112	6%	1,793
MINUTECLINIC LLC # 0709		1,469	231	14%	1,700
MEDEXPRESS PORT CHARLOTTE		1,552	133	8%	1,685
ASSOCIATED PATHOLOGISTS, LLC	3	1,395	283	17%	1,681
HEALTH FIRST ADVENTHEALTH CENTRA CARE MALABAR		1,544	136	8%	1,680
ADVENTIST HEALTH SYSTEMS SUNBELT IN DBA		1,573	102	6%	1,675
NCF DIAGNOSTICS & DNA TECHNOLOGIES LAB	46	1,419	207	12%	1,672
MEDEXPRESS URGENT CARE LEHIGH ACRES		1,501	170	10%	1,671
GENUS3		1,594	64	4%	1,658
FLOWERS HOSPITAL		1,485	145	9%	1,630
MEDEXPRESS FORT MYERS		1,428	195	12%	1,623

COVID-19: testing by laboratory

Data through Dec 29, 2020 verified as of Dec 30, 2020 at 09:25 AM

Data in this report are provisional and subject to change.

The numbers in the table below represent the number of Florida and non-Florida residents for whom test results were received by the Department of Health. A person can be tested by more than one laboratory and can have both positive and negative results. **Therefore, the sum of the numbers in each column will be larger than the total number of people tested.**

Reporting lab	Inconclusive	Negative	Positive	Percent positive	Total
TAMPA COMMUNITY HOSPITAL		1,353	254	16%	1,607
JW PLASTIC SURGERY		1,368	237	15%	1,605
VENTURE MEDICAL OF FLORIDA LLC		1,457	131	8%	1,588
ADVENTHEALTH CENTRA CARE KIDS LAKE MARY		1,507	79	5%	1,586
PREMIER URGENT CARE OF BREVARD LLC		1,331	230	15%	1,561
OPTEO LABORATORY		1,521	33	2%	1,554
ADVENT HEALTH CENTRA CARE -WINTER PARK KIDS URGENT CARE		1,425	125	8%	1,550
MELBOURNE MEDICAL LABORATORY☐	2	1,286	184	13%	1,472
MINUTECLINIC LLC #3631		1,239	223	15%	1,462
MINUTECLINIC LLC 5852		1,242	213	15%	1,455
SPARROW HEALTHCARE	2	1,242	210	14%	1,454
FLORIDA COMMUNITY HEALTH CENTER		1,196	258	18%	1,454
PARAMOUNT URGENT CARE - WINDERMERE		950	496	34%	1,446
NORTH SHORE LONG ISLAND JEWISH HEALTH		1,364	58	4%	1,422
BIOCERNA LLC	9	1,248	164	12%	1,421
MEDEXPRESS URGENT CARE - VERO BEACH		1,240	174	12%	1,414
MEDFAST URGENT CARE CENTERS LLC		102	1,307	93%	1,409
PATIENTS CHOICE LABORATORIES		828	581	41%	1,409
UHEALTH DEERFIELD BEACH/UMSYLVESTER DEERFIELD BEACH LABORATORY	3	1,348	53	4%	1,404
JACKSON HOSPITAL CLINICAL LABORATORY		1,207	194	14%	1,401
FLORIDA MEDICAL CLINIC	3	742	639	46%	1,384
ADVANCE MEDICAL OF NAPLES		309	1,069	78%	1,378
ASCENSION ST VINCENT'S - SOUTHSIDE		1,309	49	4%	1,358
DONALD W ROBERTSON DO PA		1,042	316	23%	1,358
DYNIX DIAGNOSTIX		1,139	209	16%	1,348
MARTIN HEALTH SYSTEM - ST LUCIE WEST		1,222	125	9%	1,347
LABTECH DIAGNOSTIC		1,086	247	19%	1,333
MEDONE PLLC		1,052	279	21%	1,331
PHARMCO RX	1	1,209	121	9%	1,331
MEDEXPRESS URGENT CARE - CLEWISTON		1,129	185	14%	1,314
MEDEXPRESS URGENT CARE CORAL SPRINGS		1,209	98	7%	1,307
BARDMOOR LABORATORY	6	1,120	173	13%	1,299
GESSLER CLINIC		783	509	39%	1,292
PARAMOUNT URGENT CARE - ORLANDO		893	399	31%	1,292
ARCPOINT LABS		771	514	40%	1,285
IGENOMIX USA LLC	38	1,132	115	9%	1,285
MC DIAGNOSTIC OF CONNECTICUT, PC #2220		1,090	185	15%	1,275
NCH NORTHEAST	6	960	304	24%	1,270
ASSURANCE SCIENTIFIC LABORATORIES	1	1,003	251	20%	1,255
PARAMOUNT URGENT CARE - OVIEDO		825	424	34%	1,249
CLINICORE		1,124	91	7%	1,215
ADVENTHEALTH CENTRA CARE		1,085	114	10%	1,199
CAREFAST+		835	362	30%	1,197
ACCESS MEDICAL LABS		746	448	38%	1,194
SHELL POINT NURSING PAVILION	1	1,157	35	3%	1,193
LEE HEALTH CONVENIENT CARE - PAGE FIELD		987	184	16%	1,171
UNIVERSITY OF ALABAMA AT BIRMINGHAM		1,143	27	2%	1,170

COVID-19: testing by laboratory

Data through Dec 29, 2020 verified as of Dec 30, 2020 at 09:25 AM

Data in this report are provisional and subject to change.

The numbers in the table below represent the number of Florida and non-Florida residents for whom test results were received by the Department of Health. A person can be tested by more than one laboratory and can have both positive and negative results. **Therefore, the sum of the numbers in each column will be larger than the total number of people tested.**

Reporting lab	Inconclusive	Negative	Positive	Percent positive	Total
EMERGENCY PHYSICIANS MEDICAL CENTER		253	915	78%	1,168
CARENOW URGENT CARE		747	415	36%	1,162
ACCU REFERENCE MEDICAL LAB		754	395	34%	1,149
BAPTIST HEALTH SOUTH FLORIDA - COUNTRY WALK URGENT CARE EXPRESS		1,001	146	13%	1,147
MINUTECLINIC LLC #4415		930	211	18%	1,141
NYU HOSPITALS CENTER CLINICAL LABORATORIES		1,092	34	3%	1,126
PATIENTS FIRST - THOMASVILLE ROAD		988	133	12%	1,121
ADVENT HEALTH - DADE CITY		1,006	112	10%	1,118
BAY MEDICAL CENTER SACRED HEART HEALTH SYSTEM		824	292	26%	1,116
TEMPUS CLINICAL LABORATORY	9	979	121	11%	1,109
CAPSTONE HEALTHCARE		782	327	29%	1,109
VERITAS GENETICS	61	930	101	9%	1,092
ADVENTHEALTH CENTRA CARE CONWAY		956	127	12%	1,083
MINUTECLINIC LLC #5249		869	208	19%	1,077
PRIMEHEALTH URGENT CARE INC		933	142	13%	1,075
PARRISH MEDICAL CENTER	1	956	115	11%	1,072
VAVA PARTNERS LLC		436	632	59%	1,068
RAINBOW RIVER MEDICAL LABORATORY		977	82	8%	1,059
AMELIA EXPRESS CARE		642	395	38%	1,037
BAPTIST HEALTH SOUTH FLORIDA - KEY BISCANE URGENT CARE EXPRESS		911	125	12%	1,036
QUICK CARE MED PL	2	880	140	14%	1,022
COASTAL LABORATORIES		796	221	22%	1,017
LAB24 INC	3	348	665	65%	1,016
EPN URGENT CARE NAPLES	2	746	262	26%	1,010
TOM LEE COMMUNITY HEALTH CENTER		682	325	32%	1,007
MEDEXPRESS URGENT CARE BOCA RATON		940	65	6%	1,005
PHYSICIANS PRIMARY CARE	2	854	142	14%	998
MINUTECLINIC LLC #5253		855	125	13%	980
ASCENSION SACRED HEART - GULF		757	217	22%	974
MINUTECLINIC LLC #3463		812	139	15%	951
VERITOR		830	117	12%	947
BAYFRONT HEALTH - CITRUS HILLS		792	150	16%	942
GENESIS LABORATORY MANAGEMENT	6	787	142	15%	935
PHYSICIAN ASSOCIATES		853	81	9%	934
PRO CLINIC		815	116	12%	931
VRL EUROFINIS - DALLAS		913	13	1%	926
NORTH FLORIDA PEDIATRICS-TALLAHASSEE		847	66	7%	913
MEDEXPRESS URGENT CARE - JAX ATLANTIC BLVD		812	89	10%	901
MINUTECLINIC LLC #5854		768	132	15%	900
FAST TRACK URGENT CARE CENTER		4	875	100%	879
GENE TOX WORLDWIDE	60	720	99	11%	879
HOLIDAY CVS LLC DBA CVSPHARMACY #5155		842	27	3%	869
AMELIA EXPRESS CARE LLC		765	100	12%	865
MINUTECLINIC LLC #5190		726	132	15%	858
STEWART REFERENCE LABORATORY	1	539	309	36%	849
MINI ER WATERFORD LAKES, THE		738	105	12%	843
LAKE WALES MEDICAL CENTER INC		743	94	11%	837

COVID-19: testing by laboratory

Data through Dec 29, 2020 verified as of Dec 30, 2020 at 09:25 AM

Data in this report are provisional and subject to change.

The numbers in the table below represent the number of Florida and non-Florida residents for whom test results were received by the Department of Health. A person can be tested by more than one laboratory and can have both positive and negative results. **Therefore, the sum of the numbers in each column will be larger than the total number of people tested.**

Reporting lab	Inconclusive	Negative	Positive	Percent positive	Total
PEDIATRIC HEALTH CARE ALLIANCE - NORTHDAL		768	64	8%	832
HISTOPATHOLOGY SERVICES, LLC		739	91	11%	830
PENSACOLA PEDIATRICS PA	1	720	103	13%	824
FLORIDA HOSPITAL ORLANDO		743	74	9%	817
SOLARIS HEALTHCARE PALATKA		799	14	2%	813
LENCO MEDICAL LABORATORY		783	26	3%	809
DR G'S URGENT CARE		709	99	12%	808
ST ANNES NURSING CENTER		789	16	2%	805
ASCENSION ST VINCENT'S - CLAY		775	29	4%	804
UHEALTH CLINIC AT WALGREENS		659	142	18%	801
NITE LITE PEDIATRICS		230	562	71%	792
PHAROS HEALTH		623	167	21%	790
MINUTECLINIC LLC #7886		699	88	11%	787
STAGEZERO LIFE SCIENCES INC	1	726	59	8%	786
PARAMOUNT URGENT CARE VILLAGES		506	280	36%	786
ELLENTON URGENT CARE		572	212	27%	784
BAPTIST HEALTHCARE - JAY HOSPITAL		608	170	22%	778
WHITE WILSON MEDICAL CENTER		86	689	89%	775
DOC SMILEYS URGENT CARE LLC		617	148	19%	765
ACCESS POINT HEALTHCARE URGENT & PRIMARY CARE		562	199	26%	761
MACDILL AIR FORCE BASE		709	51	7%	760
CHARLES AIESI CONSULTING INC	1	673	76	10%	750
PRIMARY CARE OF THE TREASURE COAST		663	83	11%	746
DYNIX DIAGNOSTICS	2	522	213	29%	737
CENTRA CARE		443	288	39%	731
SMA LAB		656	68	9%	724
NONE		308	414	57%	722
CAREFAST MURABELLA		501	220	31%	721
DEPARTMENT OF CLINICAL LABS		707	13	2%	720
BAPTIST HEALTH EMERGENCY CENTER AT WEST CORAL WAY		552	168	23%	720
ED FRASER MEMORIAL HOSPITAL		558	159	22%	717
NAPLES URGENT CARE	1	458	256	36%	715
COASTAL PEDIATRIC GROUP		629	83	12%	712
DISNEY COVID TEST SITE		703	9	1%	712
ADVENT HEALTH LAB - ORLANDO		430	280	39%	710
PREMIER MEDICAL LABORATORY SERVICES	1	463	222	32%	686
BROWNWOOD CARE CENTER		608	77	11%	685
EUROFINS NTD, LLC		641	35	5%	676
TYNDALL AIR FORCE BASE		529	143	21%	672
MINI ER ADULT AND PEDIATRIC URGENT CARE		574	98	15%	672
TREASURE COAST MEDICAL ASSOCIATES INC		527	144	21%	671
MARION E FETHER MEDICAL CENTER, THE		616	51	8%	667
MINUTECLINIC LLC #5069		575	91	14%	666
INTEGRITY LABORATORIES, LLC	1	537	125	19%	663
VENICE REGIONAL MEDICAL CENTER		573	86	13%	659
NCH HEALTHCARE SYSTEM MICROBIOLOGY LAB		1	652	100%	653
WILLOWBROOKE COURT AT EDGEWATER POINTE ESTATES		645	8	1%	653

COVID-19: testing by laboratory

Data through Dec 29, 2020 verified as of Dec 30, 2020 at 09:25 AM

Data in this report are provisional and subject to change.

The numbers in the table below represent the number of Florida and non-Florida residents for whom test results were received by the Department of Health. A person can be tested by more than one laboratory and can have both positive and negative results. **Therefore, the sum of the numbers in each column will be larger than the total number of people tested.**

Reporting lab	Inconclusive	Negative	Positive	Percent positive	Total
CENTRA CARE – SOUTH ORANGE		476	175	27%	651
MAVERICK LABS		456	186	29%	642
MINUTECLINIC LLC #3705		577	65	10%	642
NEIGHBORHOOD MEDICAL CENTER INC	9	584	48	7%	641
BRASHEAR'S VITAL CARE CORP		416	222	35%	638
FLAGLER HOSPITAL LABORATORY	8	31	593	94%	632
PARAMOUNT URGENT CARE INC		244	386	61%	630
MINUTECLINIC, LLC DBA MINUTECLINIC #4717		609	17	3%	626
PALM HARBOR PHARMACY		537	88	14%	625
BAPTIST HEALTH - MD ANDERSON CANCER CENTER		620	4	1%	624
THE HEALTH CENTER OF PLANT CITY		616	7	1%	623
NORTH OKALOOSA MEDICAL CENTER		379	244	39%	623
LABORATORY SPECIALISTS OF MICHIGAN		451	172	28%	623
TACACHALE CLINICAL LABORATORY		595	22	4%	617
VITAS HEALTHCARE CORPORATION OF FLA		609	3	0%	612
HOLMES REG MED CENTER CLINICAL LAB		520	91	15%	611
ADVENT HEALTH CENTRA CARE - MOUNT DORA		276	334	55%	610
BOND URGENT CARE LLC		458	152	25%	610
HOLY CROSS HOSPITAL		12	596	98%	608
MINUTECLINIC LLC		528	78	13%	606
PATIENTS FIRST - MAHAN DRIVE		164	435	73%	599
CVS HEALTH		433	166	28%	599
DOCTOR'S MEMORIAL HOSPITAL		464	134	22%	598
Victoria Nursing and Rehabilitation Center		547	37	6%	584
NCHMD INC		473	109	19%	582
OPTUM LABS LLC		483	99	17%	582
MEDICAL FP – WHOLE FAMILY HEALTH CENTER		469	112	19%	581
Community_Health		466	114	20%	580
ADVENT HEALTH CENTRA CARE - WATERFORD LAKES		481	94	16%	575
POINT OF CARE TESTING SITE		550	23	4%	573
PARAMOUNT URGENT CARE - CLERMONT		426	145	25%	571
LEE COUNTY EMERGENCY MEDICAL SERVICE		498	71	12%	569
Tampa Lakes Health and Rehabilitation Center	2	500	65	11%	567
SANTA ROSA MEDICAL GROUP		462	98	18%	560
MINUTECLINIC LLC #5214		516	44	8%	560
MINUTECLINIC LLC #3662		483	70	13%	553
KENDALL HEALTHCARE PROPERTIES DBA	2	532	19	3%	553
ADDICTION LABS OF AMERICA	2	512	39	7%	553
VETERANS AFFAIRS MEDICAL CENTER - JAMES A HALEY			550	100%	550
VITAE DIAGNOSTICS		534	13	2%	547
MINUTE CLINIC LLC		476	70	13%	546
MINUTECLINIC LLC # 0514		491	55	10%	546
MOUNT SINAI LABORATORY		524	22	4%	546
PALACE NURSING HOME & REHAB CENTER		538	5	1%	543
MANOR PINES CONVALESCENT CENTER LLC	1	526	15	3%	542
PRIMARY CARE SERVICES AT INDIAN RIVER ESTATES		532	9	2%	541
NORTH FLORIDA PEDIATRICS - LAKE CITY		385	155	29%	540

COVID-19: testing by laboratory

Data through Dec 29, 2020 verified as of Dec 30, 2020 at 09:25 AM

Data in this report are provisional and subject to change.

The numbers in the table below represent the number of Florida and non-Florida residents for whom test results were received by the Department of Health. A person can be tested by more than one laboratory and can have both positive and negative results. **Therefore, the sum of the numbers in each column will be larger than the total number of people tested.**

Reporting lab	Inconclusive	Negative	Positive	Percent positive	Total
COVANCE CLINICAL RESEARCH UNIT INC		524	10	2%	534
NORTH SHORE LIJ URGENT CARE PC		507	26	5%	533
HOLMES REGIONAL MEDICAL CENTER		5	527	99%	532
NCF DIAGNOSTICS & DNA TECHNOLOGIES	15	199	318	60%	532
ECCOLAB GROUP	1	143	387	73%	531
The Sands at South Beach		526	4	1%	530
UNIVERSITY OF WEST FLORIDA STUDENT HEALTH SERVICES	1	434	92	17%	527
TENNESSEE DOH - NASHVILLE	2	466	58	11%	526
MINUTECLINIC LLC # 3579		454	71	14%	525
ST JOHN'S NURSING CENTER		514	8	2%	522
COASTAL URGENT CARE		421	100	19%	521
SOUTHEAST ALABAMA MEDICAL CENT		471	49	9%	520
GENEIQ		492	27	5%	519
SHORELINE PHYSICIAN GROUP		333	186	36%	519
SEBASTIAN RIVER MEDICAL CENTER	2	401	114	22%	517
MINUTECLINIC LLC #7887		463	49	10%	512
CREEKSIDE CARE CENTER	1	424	84	17%	509
PATIENTS FIRST LAKE ELLA MEDICAL CENTER		461	48	9%	509
TREE HOUSE PEDIATRICS PLLC		461	46	9%	507
MID-FLORIDA PATHOLOGY		397	103	21%	500
MOLECULAR INFECTIOUS DISEASES		492	7	1%	499
GULF COAST MOLECULAR LABORATORIES	11	414	73	15%	498
ADVENTHEALTH EXPRESS CARE		314	184	37%	498
GULF COAST VILLAGE		472	25	5%	497
JOHN KNOX VILLAGE HEALTH CENTER		489	8	2%	497
PALM GARDEN OF PORT SAINT LUCIE		488	5	1%	493
CLINICAL PATHOLOGY LABS		386	106	22%	492
GOLDEN GLADES NURSING & REHABILITATION CTR		482	6	1%	488
MINUTECLINIC LLC #1055		381	106	22%	487
LIFE CARE CENTER OF NEW PORT RICHEY		457	29	6%	486
VETERANS AFFAIRS MEDICAL CENTER - BAY PINES		17	465	96%	482
DAVITA LABORATORY		426	55	11%	481
VILLA MARIA NURSING & REHAB CENTER INC	1	469	11	2%	481
C.W. BILL YOUNG VA MEDICAL CENTER		17	463	96%	480
MEDICAL VB		368	111	23%	479
MINUTECLINIC LLC #1771		413	66	14%	479
PROJECT HEALTH, INC SUMTERVILLE	5	408	62	13%	475
MINUTECLINIC, LLC (CLINIC 10699)		409	64	14%	473
MINUTECLINIC LLC #8396		413	59	13%	472
KEYS AHEC SCHOOL MEDICAL CLINIC	6	407	57	12%	470
MINUTECLINIC LLC # 3686		396	73	16%	469
ARCPPOINT LABS OF CORAL SPRINGS FL		432	35	7%	467
MINUTECLINIC LLC #1067		407	60	13%	467
FLORIDA DEPARTMENT OF HEALTH IN POLK COUNTY	2	362	101	22%	465
LIFE CARE CENTER OF ORANGE PARK		456	9	2%	465
MEDRITE MEDICAL CARE, PC	221	216	25	5%	462
CLARITY LABS		396	63	14%	459

COVID-19: testing by laboratory

Data through Dec 29, 2020 verified as of Dec 30, 2020 at 09:25 AM

Data in this report are provisional and subject to change.

The numbers in the table below represent the number of Florida and non-Florida residents for whom test results were received by the Department of Health. A person can be tested by more than one laboratory and can have both positive and negative results. **Therefore, the sum of the numbers in each column will be larger than the total number of people tested.**

Reporting lab	Inconclusive	Negative	Positive	Percent positive	Total
WOODLANDS MEDICAL SPECIALISTS		346	113	25%	459
INTERLACHEN PEDIATRICS		439	20	4%	459
Signature HealthCare Center of Waterford		445	12	3%	457
JACKSON MEMORIAL LONG TERM CARE CENTER		446	10	2%	456
LIFE CARE CENTER OF HILLIARD		446	10	2%	456
ANY LAB TEST NOW	1	310	145	32%	456
MINUTECLINIC LLC #7173		409	46	10%	455
ALTRU DIAGNOSTICS INC	2	427	25	6%	454
CONSULATE HEALTHCARE OF VERO BEACH	12	418	22	5%	452
NORTH FLORIDA PEDIATRICS PA - SUWANNEE		363	84	19%	447
EDEN SPRINGS NURSING AND REHAB CENTER		365	82	18%	447
FISHERMENS HOSPITAL CLINICAL LAB		413	34	8%	447
NORTHEAST FLORIDA NEUROLOGY CLINICS, INC		384	62	14%	446
CLEWISTON NURSING AND REHABILITATION CENTER		441	4	1%	445
CONSULATE HEALTH CARE OF NEW PORT RICHEY		436	9	2%	445
MED FAST URGENT CARE CENTER		195	249	56%	444
NEW YORK HOSPITAL LABORATORIES	1	430	11	2%	442
MINUTECLINIC LLC #3635		396	44	10%	440
MEMORIAL PEMBROKE 24/7 CARE CENTER		338	102	23%	440
ST CLOUD REGIONAL MEDICAL CENTER CLINICAL LAB		378	56	13%	434
AVECINA MEDICAL JULINGTON	1	240	189	44%	430
EMERALD SHORES HEALTH AND REHABILITATION		353	77	18%	430
MIAMI JEWISH HEALTH SYSTEMS		416	14	3%	430
MINUTECLINIC LLC #1821		385	44	10%	429
MINUTECLINIC LLC #3291		386	42	10%	428
ADVENT HEALTH CENTRA CARE - PORT ORANGE		29	398	93%	427
SMA SPECIALTY MEDICAL LAB		115	311	73%	426
THERADOC		152	273	64%	425
JACKSON MEMORIAL PERDUE MEDICAL CENTER		412	13	3%	425
MYTEST DIAGNOSTICS		395	29	7%	424
PALM GARDEN OF VERO BEACH		393	31	7%	424
RIVER GARDEN HEBREW HOME FOR THE AGED		377	45	11%	422
ENZO CLINICAL LABS INC	2	404	16	4%	422
GARCIA CLINICAL LABORATORY		28	392	93%	420
FLO-MEDILAB SERVICES LLC		186	231	55%	417
NEW PLANT CITY FAMILY CARE	1	221	193	47%	415
SOUTHERN OAKS CARE CENTER	1	386	26	6%	413
HMA SANTA ROSA MEDICAL CENTER LLC DBA		326	87	21%	413
LEHIGH REGIONAL MEDICAL CENTER LAB		371	41	10%	412
FOUNTAIN MANOR HEALTH AND REHAB CENTER	1	398	13	3%	412
Good Samaritan Society Kissimmee Village		353	58	14%	411
HEALTH CENTER AT BRENTWOOD	1	377	32	8%	410
Point of Care Testing	1	105	299	74%	405
FORT MYERS INTERNAL MEDICINE, LLC		372	33	8%	405
FLORIDA DEPT OF HEALTH IN BREVARD COUNTY	3	342	59	15%	404
THE PRESERVE		400	4	1%	404
VETERANS AFFAIRS MEDICAL CENTER		40	362	90%	402

COVID-19: testing by laboratory

Data through Dec 29, 2020 verified as of Dec 30, 2020 at 09:25 AM

Data in this report are provisional and subject to change.

The numbers in the table below represent the number of Florida and non-Florida residents for whom test results were received by the Department of Health. A person can be tested by more than one laboratory and can have both positive and negative results. **Therefore, the sum of the numbers in each column will be larger than the total number of people tested.**

Reporting lab	Inconclusive	Negative	Positive	Percent positive	Total
ADVENT HEALTH CENTRA CARE - WINTER PARK		260	139	35%	399
LAKELAND REGIONAL HEALTH - PWC/OB		35	363	91%	398
TIDE LABORATORIES		356	42	11%	398
SPECTOR SCIENTIFIC LAB	1	188	205	52%	394
MINI ER AND URGENT CARE		289	105	27%	394
INTELEX LABS, LLC		377	16	4%	393
MINUTECLINIC LLC # 3930		345	46	12%	391
THE PALACE AT HOMESTEAD	1	376	13	3%	390
LAUDERDALE NURSING CENTER LLC	1	379	10	3%	390
HILLCREST HEALTH CARE & REHABILITATION CENTER		382	8	2%	390
BARBER		13	376	97%	389
MINUTECLINIC LLC #3671		347	42	11%	389
Crestview Rehabilitation Center	3	261	123	32%	387
NCH HEALTHCARE BONITA		280	104	27%	384
INTERLACHEN PEDIATRICS PA		366	18	5%	384
PALM GARDEN OF JACKSONVILLE	2	339	42	11%	383
MANOR AT CARPENTERS		361	21	5%	382
HENDRY REGIONAL MEDICAL CENTER CLINICAL LABORATORY		277	105	27%	382
PROHEALTH MEDICAL CLINIC		65	315	83%	380
ETHOS WELLNESS PHARMACY		353	26	7%	379
The Manor at Blue Water Bay		345	34	9%	379
WHOLE FAMILY HEALTH CENTER INC		307	71	19%	378
WILLOW BROOKE COURT AT INDIAN RIVER ESTATES		344	34	9%	378
MINUTECLINIC LLC #3814		307	70	19%	377
BAYA PHARMACY WEST		8	368	98%	376
NEW YORK PRESBYTERIAN - CUMC CLINICAL		358	16	4%	374
MINUTECLINIC LLC #3003		294	79	21%	373
MINUTECLNIC LLC		336	37	10%	373
MOORINGS PARK INSTITUTE, INC, THE		360	12	3%	372
URGENT CARE BETHESDA	1	318	52	14%	371
MEDONE URGENT CARE CENTER		149	222	60%	371
PRIMARY CARE SERVICES AT ST ANDREWS ESTATES		370			370
READY RESPONDERS FLORIDA, PLLC		319	51	14%	370
HENDRY REGIONAL MEDICAL CENTER		107	263	71%	370
HARTS HARBOR HEALTH CARE CENTER		366	3	1%	369
WEST GABLES HEALTH CARE CENTER		360	8	2%	368
VALENCIA HILLS HEALTH AND REHABILITATION CENTER		360	8	2%	368
Colonial Lakes Health Care		362	6	2%	368
NAVAL HOSPITAL - JACKSONVILLE		41	327	89%	368
PENSACOLA PEDIATRICS	1	252	114	31%	367
ADVENT HEALTH - TAMPA		148	217	59%	365
MINUTECLINIC LLC #4458		301	62	17%	363
BROAD INSTITUTE CLINICAL SEQUENCING RESEARCH PLATFORM	1	354	7	2%	362
Williston Care Center		355	7	2%	362
Plantation Bay Rehabilitation Center		356	6	2%	362
MINUTECLINIC, LLC #4015		278	84	23%	362
CLIFFORD CHESTER SIMS STATE VETERANS		352	5	1%	357

COVID-19: testing by laboratory

Data through Dec 29, 2020 verified as of Dec 30, 2020 at 09:25 AM

Data in this report are provisional and subject to change.

The numbers in the table below represent the number of Florida and non-Florida residents for whom test results were received by the Department of Health. A person can be tested by more than one laboratory and can have both positive and negative results. **Therefore, the sum of the numbers in each column will be larger than the total number of people tested.**

Reporting lab	Inconclusive	Negative	Positive	Percent positive	Total
INFORM DIAGNOSTICS		349	6	2%	355
FAIR HAVENS CENTER, OPCO		349	5	1%	354
MIDWAY SPECIATLY CARE CENTER		228	126	36%	354
Santa Rosa Center for Rehabilitation and Healing		305	49	14%	354
PALM BAY HOSPITAL CLINICAL LABORATORY		184	167	48%	351
ADVENT HEALTH CENTRA CARE - LAKE MARY	2	99	249	71%	350
MEDONE URGENT CARE AT ST. AUGUSTINE		111	239	68%	350
GROWING TOGETHER PEDIATRICS LLC		322	27	8%	349
BAYSHORE DIAGNOSTICS		309	40	11%	349
BALDWIN PEDIATRICS	1	330	18	5%	349
SANFORD LABORATORIES		325	23	7%	348
BALDOMERO LOPEZ STATE VETERANS NURSING HOME	2	343	1	0%	346
Palm Garden of Ocala		330	16	5%	346
PARKLANDS FACILITY INC	4	338	4	1%	346
CITY MEDICAL OF NEW JERSEY, PC		314	31	9%	345
MINUTECLINIC LLC #7973		297	47	14%	344
DOCTORS CENTER,THE		275	69	20%	344
LIFE CARE CENTER OF PENSACOLA		331	13	4%	344
UR MEDICINE LABS- CENTRAL LABORATORY		328	14	4%	342
KETAMINE HEALTH CENTERS LLC		315	27	8%	342
ST ANDREWS BAY SKILLED NURSING &		336	5	1%	341
MINUTECLINIC LLC #476		287	53	16%	340
NORTH FLORIDA PEDIATRICS PA		294	46	14%	340
FAMILY HEALTH CENTERS OF SWF LABS	2	283	54	16%	339
SELECT REFERENCE LABORATORIES, LLC	1	326	12	4%	339
MY CLINICAL LAB		224	115	34%	339
VETERANS AFFAIRS MEDICAL CENTER - GAINESVILLE		2	336	99%	338
GENESIS DIAGNOSTICS		234	101	30%	335
NORTH FLORIDA REHABILITATION & SPECIALTY CARE□		332	3	1%	335
CRUCIAL CARE EMERGENCY MEDICINE DOCTORS		273	60	18%	333
HARBOUR HEALTH CENTER		328	4	1%	332
CYPRESS VILLAGE		321	11	3%	332
INDIAN RIVER CTR, LLC		301	30	9%	331
SIPARADIGM, DIAGNOSTIC INFORMATICS		273	57	17%	330
VRL EUROFINs		320	10	3%	330
SOLARIS HEALTHCARE CHARLOTTE HARBOR		314	14	4%	328
FERNANDINA BEACH REHAB AND NURSING	1	325	2	1%	328
FIU-HEALTH AUXILIARY LABORATORY		302	26	8%	328
DOH – INDIAN RIVER		268	60	18%	328
NSPIRE HEALTHCARE MIAMI LAKES	3	316	9	3%	328
NORTH PINELLAS STATMED QUICK QUALITY CLINICS		236	92	28%	328
Stacey Health Care Centers Inc. dba Riverside Care Center		305	22	7%	327
TRI-COUNTY NURSING AND REHABILITATION CENTER INC		311	15	5%	326
PEDIATRICS OF CENTRAL FLORIDA PA	9	294	22	7%	325
MINUTECLINIC LLC #4024		284	41	13%	325
PEDIATRIC HEALTHCARE ALLIANCE PA		298	27	8%	325
MINUTECLINIC LLC #7225		280	43	13%	323

COVID-19: testing by laboratory

Data through Dec 29, 2020 verified as of Dec 30, 2020 at 09:25 AM

Data in this report are provisional and subject to change.

The numbers in the table below represent the number of Florida and non-Florida residents for whom test results were received by the Department of Health. A person can be tested by more than one laboratory and can have both positive and negative results. **Therefore, the sum of the numbers in each column will be larger than the total number of people tested.**

Reporting lab	Inconclusive	Negative	Positive	Percent positive	Total
TREASURE COAST COMMUNITY HEALTH	3	286	34	11%	323
USAFSAM/PHE		173	150	46%	323
GOLDEN GATE FAMILY CLINIC		83	239	74%	322
CATALYST WALK IN CLINIC		239	81	25%	320
PHYSICIANS PRIMARY CARE LAB		277	41	13%	318
MIDWAY SPECIALTY CARE CENTER	3	202	113	36%	318
MINUTECLINIC, LLC #3204		261	56	18%	317
MINUTECLINIC LLC #3285		281	35	11%	316
CORE DIAGNOSTIC LABORATORIES LLC		236	79	25%	315
MAYFLOWER ASSISTED LIVING		313	1	0%	314
SIGNATURE HEALTHCARE OF BROOKWOOD GARDENS		313	1	0%	314
ABBAY DELRAY		311	3	1%	314
CITRUS NURSING CENTER LLC		299	15	5%	314
ARCPOINTS LABS		279	35	11%	314
RUSKIN HEALTH CENTER		204	109	35%	313
GENESIS MEDICAL LABORATORY MIAMI FL.		83	229	73%	312
MANOR CARE HEALTH SERVICES - FT MYERS		302	9	3%	311
ADVENT HEALTH CENTRA CARE - LEESBURG		13	297	96%	310
BLOUNTSTOWN REHABILITATION CENTER LLC		216	94	30%	310
FLORIDA HOSPITAL MEDICAL GROUP		242	67	22%	309
FLORIDA HOSPITAL WAUCHULA		206	102	33%	308
MINUTECLINIC LLC #3257		242	65	21%	307
MEDSCAN LABORATORY INC	1	161	144	47%	306
VILLAGE AT VIENNA SQUARE,THE	6	294	5	2%	305
MEDEXPRESS LUTZ		3	302	99%	305
MINUTECLINIC LLC, #10357		303	1	0%	304
APP-UNIPATH, LLC	2	290	12	4%	304
BOND AND STEELE CLINIC PA		174	129	43%	303
CORAL TRACE HEALTH CARE	1	296	5	2%	302
PALM GARDEN OF TAMPA		299	2	1%	301
FLORIDA GULF COAST UNIVERSITY		151	149	50%	300
EAST LAKE PEDIATRICS		245	54	18%	299
CONSULATE HEALTH CARE OF BAYONET POINT	3	290	5	2%	298
ADVENT HEALTH CENTRA CARE - PALM COAST		41	257	86%	298
RICARDO NAVARRO DO PA		274	24	8%	298
ADVENT HEALTH CENTRA CARE - TITUSVILLE		56	241	81%	297
Palmetto Subacute Care Center		290	7	2%	297
BUENA VISTA URGENT CARE		264	32	11%	296
ASAP LAB LLC		198	98	33%	296
MANOR OAKS NURSING & REHAB CENTER	1	293	1	0%	295
LITTLE PINE PEDIATRICS		199	95	32%	294
CORAL BAY HEALTHCARE AND REHABILITATION	1	288	5	2%	294
MINUTECLINIC LLC #3654		249	44	15%	293
BAPTIST PRIMARY CARE	2	233	58	20%	293
COASTAL PHYSICIANS, LLC		216	76	26%	292
FLAGLER COUNTY HEALTH DEPARTMENT		252	39	13%	291
ORCHARD PARK HEALTH & REHABILITATION		289	2	1%	291

COVID-19: testing by laboratory

Data through Dec 29, 2020 verified as of Dec 30, 2020 at 09:25 AM

Data in this report are provisional and subject to change.

The numbers in the table below represent the number of Florida and non-Florida residents for whom test results were received by the Department of Health. A person can be tested by more than one laboratory and can have both positive and negative results. **Therefore, the sum of the numbers in each column will be larger than the total number of people tested.**

Reporting lab	Inconclusive	Negative	Positive	Percent positive	Total
HAINES CITY REHABILITATION AND NURSING CENTER		280	11	4%	291
NORTHWEST MEDICAL CENTER CLINICAL LABORATORY		175	116	40%	291
MEDICAL CENTER CLINIC-IMMEDIATE CARE	1	241	49	17%	291
Life Care Center of Ocala		277	12	4%	289
Q ANSWER LAB	1	258	30	10%	289
AUBURN UNIVERSITY MEDICAL CLINIC		227	62	21%	289
MAIN STREET MEDICAL CENTER		9	279	97%	288
MINUTECLINIC LLC #4201		255	31	11%	286
NCHMD, INC SOUTHEAST IMMEDIATE CARE		214	71	25%	285
SPECIALTY HEALTH AND REHABILITATION CENTER		260	24	8%	284
LIFEBRITE	1	118	164	58%	283
Life Care Center at Wells Crossing		267	15	5%	282
LAKELAND REGIONAL HEALTH SYSTEMS INC		16	266	94%	282
BOCA BIOLISTICS REFERENCE LABORATORY	2	185	95	34%	282
DELTONA HEALTH CARE		259	22	8%	281
ORLANDO HEALTH CENTER FOR REHABILITATION		274	6	2%	280
VETERANS AFFAIRS MEDICAL CENTER - LAKE CITY		52	228	81%	280
BIOCEPT		264	16	6%	280
PALM GARDEN OF GAINESVILLE	2	275	2	1%	279
Ocala Health and Rehabilitation Center		271	7	3%	278
CAPE CANAVERAL HOSPITAL		138	139	50%	277
PRUITT HEALTH-SANTA ROSA		275	2	1%	277
AMERICA'S PHARMACY LLC		243	33	12%	276
MEDFAST URGENT CARE CENTERS		8	268	97%	276
PHYSICIANS REGIONAL WALK-IN		184	91	33%	275
URGENT CARE OF THE PALM BEACHES		3	272	99%	275
Quest Diag Unspecifd		177	98	36%	275
ADVENTHEALTH MEDICAL GROUP PROMPT CARE		205	70	25%	275
PALMS OF SEBRING		257	18	7%	275
XYZ LABORATORY	2	246	26	9%	274
CHILDRENS MEDICAL ASSOCIATION		252	22	8%	274
WESTCHESTER GARDENS LIMITED PARTNERSHIP		268	5	2%	273
FLORIDA HOSPITAL HEARTLAND MED CTR LAKE PLACID		202	71	26%	273
ROLLINS COLLEGE WELLNESS CENTER		130	142	52%	272
MEDFAST URGENT CARE CENTER		82	187	70%	269
SPRING HILL HEALTH AND REHABILITATION CENTER		256	13	5%	269
BRIDGEWATER PARK HEALTH AND REHAB		257	11	4%	268
GOOD SAMARITAN SOCIETY-DAYTONA		262	5	2%	267
AVELLINO LAB USA, INC	1	256	9	3%	266
BENTON PEDIATRICS INC		243	23	9%	266
CARENOW URGENT CARE - FORT PIERCE		173	93	35%	266
SUWANNEE HEALTH AND REHABILITATION CENTER		260	4	2%	264
24 HOUR PEDIATIC CARE CENTER	1	243	20	8%	264
FLORIDA DEPARTMENT OF HEALTH CLAY COUNTY		181	82	31%	263
AURORA DIAGNOSTICS BERNHARDT LABORATORIES PATHOLOGY SERVICE		190	73	28%	263
Cypress Cove Care Center		172	89	34%	261
SPRINGTREE REHAB & HEALTH CARE CENTER		253	8	3%	261

COVID-19: testing by laboratory

Data through Dec 29, 2020 verified as of Dec 30, 2020 at 09:25 AM

Data in this report are provisional and subject to change.

The numbers in the table below represent the number of Florida and non-Florida residents for whom test results were received by the Department of Health. A person can be tested by more than one laboratory and can have both positive and negative results. **Therefore, the sum of the numbers in each column will be larger than the total number of people tested.**

Reporting lab	Inconclusive	Negative	Positive	Percent positive	Total
PHYSICIANS STAT LAB INC		217	43	17%	260
CLIFFORD CHESTER SIMS VA NURSING HOME		251	9	3%	260
CONSULATE HEALTHCARE OF KISSIMMEE		247	12	5%	259
FLORIDA WOMAN CARE LABORATORY LLC		232	26	10%	258
LPG COCONUT POINT		216	42	16%	258
GANDY CROSSING CARE CENTER	1	244	12	5%	257
BLUE MED CONSULTANTS		249	8	3%	257
BAY VILLAGE OF SARASOTA INC		254	2	1%	256
HOMESTEAD MANOR	2	214	39	15%	255
VITAS HEALTHCARE CORP OF CENTRAL FL		250	5	2%	255
MANORCARE HEALTH SERVICES - VENICE		207	47	19%	254
ASCEND CLINICAL	2	232	20	8%	254
QUALITOX LABORATORIES		105	149	59%	254
BUFFALO CROSSING HEALTHCARE & REHABILITATION CTR		247	5	2%	252
MANOR CARE NURSING CENTER OF SARASOTA FL LLC		247	5	2%	252
Manatee Springs Rehabilitation and Nursing Center		240	12	5%	252
ST JUDE CHILDREN'S RESEARCH HOSPITAL		239	13	5%	252
KEY WEST HEALTH AND REHAB	1	245	5	2%	251
MINUTECLINIC LLC #5216		215	36	14%	251
SHORE ACRES CARE CENTER		243	8	3%	251
Timberidge Center for Rehabilitation and Healing		227	23	9%	250
FAIRWAY OAKS CENTER LLC	5	240	5	2%	250
MICHAEL A MIDDLETON MD PA		241	8	3%	249
VILLAGE DOCTORS FAMILY MEDICAL CENTER OF		199	50	20%	249
VITAS LUTHERAN TOWERS INPATIENT PROGRAM		242	6	2%	248
J AND G MEDICAL GROUP LLC		214	33	13%	247
MARTIN MEMORIAL MEDICAL CENTER LAB		128	118	48%	246
SHELL POINT VILLAGE MEDICAL CENTER		246			246
CONSULATE HEALTH CARE OF SAFETY HARBOR		242	3	1%	245
CLARIDGE HOUSE NURSING CENTER		233	12	5%	245
ADVENT HEALTH CENTRA CARE - ORMOND BEACH		98	146	60%	244
LabCorp (Non-Interfaced)	1	109	134	55%	244
HOPE HOSPICE AND COMMUNITY SERVICES INC	6	231	6	2%	243
LIFE CARE PONTE VEDRA INC		240	3	1%	243
ROSEWOOD HEALTHCARE & REHABILITATION CENTER		239	4	2%	243
HEALTHY STEPS PEDIATRICS		215	27	11%	242
OCEAN VIEW NURSING AND REHAB CENTER		232	10	4%	242
HARDEE MANOR HEALTH CARE CENTER	1	238	2	1%	241
GOOD SAMARITAN CARES		236	5	2%	241
SOLARIS HEALTHCARE PARKWAY	1	238	2	1%	241
AVENTURA REHAB AND NURSING CENTER		238	3	1%	241
ADVENT HEALTH CENTRA CARE - ALTAMONTE SPRINGS		145	94	39%	239
Marshall Health and Rehabilitation Center		237	2	1%	239
HERON POINTE HEALTH AND REHABILITATION	1	237			238
DIAMOND RIDGE HEALTH AND REHABILITATION CENTER		222	15	6%	237
BROWARD NURSING & REHABILITATION CTR	8	226	2	1%	236
ADVENT HEALTH CENTRA CARE - UNIVERSITY	1	95	140	59%	236

COVID-19: testing by laboratory

Data through Dec 29, 2020 verified as of Dec 30, 2020 at 09:25 AM

Data in this report are provisional and subject to change.

The numbers in the table below represent the number of Florida and non-Florida residents for whom test results were received by the Department of Health. A person can be tested by more than one laboratory and can have both positive and negative results. **Therefore, the sum of the numbers in each column will be larger than the total number of people tested.**

Reporting lab	Inconclusive	Negative	Positive	Percent positive	Total
EAST LAKE PEDIATRICS PA		218	18	8%	236
LAKE EUSTIS HEALTH AND REHABILITATION CENTER		234	2	1%	236
MALABAR/ADVENT CENTRA CARE		47	188	80%	235
PERSONALIZED GENETIC TESTING	1	142	92	39%	235
Premier Place at The Glenview		227	7	3%	234
SIGNATURE HEALTHCARE OF NORTH FLORIDA		232	2	1%	234
FL HUD DESTIN, LLC D/B/A GRAND BOULEVARD HEALTH		206	27	12%	233
MEMPHIS PATHOLOGY LABORATORY	4	212	17	7%	233
STARKE FAMILY MEDICAL CENTER		189	44	19%	233
KISSIMMEE FACILITY OPERATIONS LLC		225	7	3%	232
Fernandina Beach Rehabilitation and Nursing Center		230	1	0%	231
Bay Breeze Senior Living and Rehabilitation Center		181	50	22%	231
renaissance health and rehabilitation center		229	2	1%	231
MINUTECLINIC LLC #1815		211	19	8%	230
HALIFAX MEDICAL CENTER-PORT ORANGE LAB		198	32	14%	230
Vi at Lakeside Village Skilled Nursing		228	2	1%	230
OAK HAMMOCK AT THE UNIVERSITY OF FLORIDA		223	6	3%	229
PALM GARDEN OF CLEARWATER		215	14	6%	229
ROSEWOOD HEALTH AND REHABILITATION CENTER		224	5	2%	229
REGENTS PARK AT AVENTURA		221	7	3%	228
MINUTECLINIC LLC #3648		180	48	21%	228
SEA BREEZE REHAB AND NURSING CENTER□		224	3	1%	227
ADVENT HEALTH CENTRA CARE - COLONIAL TOWN	1	175	51	22%	227
TAMARAC REHABILITATION & HEALTH CENTER		227			227
ROSEN MEDICAL CENTER		201	25	11%	226
ARCHER HEALTH VENTURES, LLC		204	22	10%	226
DBI HEALTH INC		220	6	3%	226
Solaris HealthCare Windermere		221	5	2%	226
OSPREY LODGE		214	11	5%	225
LEHIGH VALLEY GENOMICS			224	100%	224
HEATHER HILL HEALTHCARE CENTER		191	33	15%	224
JACKSONVILLE BEACH PEDIATRIC CARE CENTER□		201	22	10%	223
Solaris Healthcare Daytona	1	219	3	1%	223
ELLENTON PEDIATRICS		206	17	8%	223
LYNN HAVEN SPORTS COMPLEX-WALKON CLINIC		20	203	91%	223
CHILDRENS MEDICAL ASSOCIATION PA		197	25	11%	222
LOOP PEDIATRICS PA		195	26	12%	221
PruittHealth Santa Rosa		195	26	12%	221
SABAL PALMS HEALTH AND REHAB		181	40	18%	221
Bayside Care Center	1	214	6	3%	221
MANDARIN PEDIATRICS		209	12	5%	221
MINUTECLINIC LLC #4612		171	49	22%	220
HARBOURWOOD	1	215	4	2%	220
BOCA GRANDE HEALTH CLINIC		205	15	7%	220
MINUTECLINIC, LLC #3245		156	63	29%	219
FLORIDA DEPARTMENT OF HEALTH		192	27	12%	219
Destin Healthcare and Rehabilitation Center	1	211	5	2%	217

COVID-19: testing by laboratory

Data through Dec 29, 2020 verified as of Dec 30, 2020 at 09:25 AM

Data in this report are provisional and subject to change.

The numbers in the table below represent the number of Florida and non-Florida residents for whom test results were received by the Department of Health. A person can be tested by more than one laboratory and can have both positive and negative results. **Therefore, the sum of the numbers in each column will be larger than the total number of people tested.**

Reporting lab	Inconclusive	Negative	Positive	Percent positive	Total
LAKE PORT SQUARE		200	17	8%	217
CHIPOLA HEALTH AND REHAB		206	11	5%	217
THE MANOR AT CARPENTERS		185	32	15%	217
ST. CLOUD REGIONAL MEDICAL CENTER		199	17	8%	216
MINUTECLINIC LLC # 7933		181	35	16%	216
PROTEUS MOLECULAR AND CLINICAL LAB	1	144	70	33%	215
LUTHERAN HAVEN		212	3	1%	215
MINUTECLINIC LLC #8381		178	37	17%	215
GATEWAY/ADVENT CENTRA CARE	1	24	189	88%	214
TERRACES OF LAKE WORTH CARE CENTER□		214			214
BUREAU OF CLINICAL LABORATORIES		178	36	17%	214
PruittHealth Panama City	1	196	15	7%	212
POCONO MEDICAL CENTER		212			212
DAVID SCOTT MADWAR MD PA□		193	19	9%	212
Sunset Point Center		210	2	1%	212
Boynnton Beach Rehabilitation Center	2	209	1	0%	212
AFC URGENT CARE SEMINOLE			212	100%	212
BAY TREE CARE AND REHABILITATION CENTER		188	23	11%	211
Consulate Health Care of North Fort Myers		203	8	4%	211
SUNRISE DIAGNOSTIC LABORATORY		158	53	25%	211
BLOCK, NATION, CHASE, AND SMOLEN FAMILY MEDICINE		157	54	26%	211
PARKS HEALTHCARE & REHABILITATION CTR	4	205	1	0%	210
ADVENT HEALTH CENTRA CARE		104	106	50%	210
MEDIPATH		7	203	97%	210
The Palace Nursing and Rehabilitation Center		209			209
CONSULATE HEALTH CARE OF WINTER HAVEN		209			209
THE PALACE MANAGEMENT - THE PALACE AT CORAL GABLES		209			209
Glades West Rehabilitation and Nursing Center		207	1	0%	208
Heritage Healthcare at Tallahassee		205	2	1%	207
EXPRESS URGENT CARE LLC		1	205	100%	206
RULEME CENTER	2	197	7	3%	206
AFC URGENT CARE FAMILY CARE			206	100%	206
TIERRA PINES CENTER		196	9	4%	205
TGH		1	204	100%	205
LAKE PARK OF MADISON		200	4	2%	204
HOMESTEAD VILLAGE		201	3	1%	204
TUSKAWILLA NURSING AND REHAB CENTER	2	198	4	2%	204
BREVARD HEALTH ALLIANCE		67	137	67%	204
AFC URGENT CARE CLEARWATER		104	99	49%	203
SPRINGS AT BOCA CIEGA BAY,THE		197	6	3%	203
Taylor Care Center		201	2	1%	203
PEDIATRICS IN BREVARD PA		188	14	7%	202
HEALTH FIRST - HOLMES REGIONAL MEDICAL CENTER		32	170	84%	202
POLK COUNTY HEALTH DEPARTMENT		178	24	12%	202
FIRST QUALITY LABORATORY		192	10	5%	202
FULGENT GENETICS	2	161	38	19%	201
VAMC WEST PALM LAB		5	196	98%	201

COVID-19: testing by laboratory

Data through Dec 29, 2020 verified as of Dec 30, 2020 at 09:25 AM

Data in this report are provisional and subject to change.

The numbers in the table below represent the number of Florida and non-Florida residents for whom test results were received by the Department of Health. A person can be tested by more than one laboratory and can have both positive and negative results. **Therefore, the sum of the numbers in each column will be larger than the total number of people tested.**

Reporting lab	Inconclusive	Negative	Positive	Percent positive	Total
Governors Creek Health and Rehabilitation	1	198	2	1%	201
ORCHARD RIDGE CARE AND REHABILITATION CENTER		199	1	1%	200
BAYA POINTE NURSING AND REHABILITATION		118	82	41%	200
HEALTH CENTRAL PARK		162	37	19%	199
GRAND COURT TAMPA		198	1	1%	199
ORANGE COUNTY HEALTH DEPT		191	8	4%	199
PALM GARDEN OF AVENTURA		198	1	1%	199
FLORIDA CLINICAL LABORATORY-BIOREFERENCE LABORATORIES		64	135	68%	199
ABBOTT LABORATORIES		142	57	29%	199
DOCTORS MEMORIAL FAMILY MEDICINE	2	135	61	31%	198
PATHGROUP LABS LLC		94	104	53%	198
ST JAMES HEALTH AND REHABILITATION CENTER		186	12	6%	198
DEPARTMENT OF HEALTH & HUMAN SERVICES		198			198
HARDEE COUNTY HEALTH DEPARTMENT		157	39	20%	196
PEDIATRIC HEALTH CARE ALLIANCE, PA		178	18	9%	196
W FRANK WELLS NURSING HOME		172	24	12%	196
MIAMI JEWISH HEALTH SYSTEMS, INC	1	188	7	4%	196
SOLARIS HEALTHCARE OSCEOLA		189	5	3%	194
FELLOWSHIP HOME AT THE FAIRWAY LLC		191	3	2%	194
JACKSON PLAZA NURSING & REHAB CENTER		192	1	1%	193
MOLECULAR TESTING LABS		156	36	19%	192
ASSOCIATESMD MEDICAL GROUP INC		159	33	17%	192
Chatsworth at PGA National, LLC		187	5	3%	192
ADVENT HEALTH - CARROLLWOOD	4	166	22	11%	192
AFC URGENT CARE TYRONE		2	190	99%	192
EDGEWATER AT WATERMAN VILLAGE,THE		184	8	4%	192
MINUTECLINIC LLC #5924		153	37	19%	190
DIAMOND RIDGE HEALTH AND REHABILITATION		178	12	6%	190
USA HEALTH UNIVERSITY HOSPITAL CLINICAL LABORATORY	1	186	2	1%	189
ELMHURST HOSPITAL CENTER	1	180	8	4%	189
Bayside Health and Rehabilitation		164	24	13%	188
WOMEN'S CARE FLORIDA LABORATORY		183	5	3%	188
PALM GARDEN OF ORLANDO		176	12	6%	188
HAVEN OF OUR LADY OF PEACE INC		184	4	2%	188
Solaris Healthcare Coconut Creek		186	2	1%	188
SIGNATURE HEALTHCARE AT THE COURTYARD		142	46	24%	188
CARRINGTON PLACE OF ST PETE LLC		187	1	1%	188
ManorCare Health Services-Palm Harbor		188			188
SILVER CREEK SENIOR LIVING COMMUNITY		186	1	1%	187
HEALTH LINK DIAGNOSTIC LABORATORIES		182	5	3%	187
PLANTATION NURSING & REHAB CENTER		186			186
San Jose Health & Rehabilitation		186			186
NEO GENOMICS - FORT MYERS	1	179	5	3%	185
Lake Port Square Health Center		177	8	4%	185
CALHOUN LIBERTY HOSPITAL		127	57	31%	184
ST. JAMES BAY HEALTH AND REHABILITATION CENTER		183	1	1%	184
OCALA FAMILY MEDICAL CENTER INC	1	147	36	20%	184

COVID-19: testing by laboratory

Data through Dec 29, 2020 verified as of Dec 30, 2020 at 09:25 AM

Data in this report are provisional and subject to change.

The numbers in the table below represent the number of Florida and non-Florida residents for whom test results were received by the Department of Health. A person can be tested by more than one laboratory and can have both positive and negative results. **Therefore, the sum of the numbers in each column will be larger than the total number of people tested.**

Reporting lab	Inconclusive	Negative	Positive	Percent positive	Total
MINUTECLINIC LLC #1807		155	28	15%	183
TRENTON MEDICAL CENTER INC DBA PALMS MEDICAL GROUP	4	136	43	23%	183
ADVENT HEALTH CENTRA CARE - WESLEY CHAPEL		13	170	93%	183
SOLARIS SENIOR LIVING VERO BEACH		179	4	2%	183
SERANADES BY SONATA WEST ORANGE		162	21	11%	183
CARENOW	2	99	81	45%	182
EPN URGENT CARE		43	139	76%	182
GLENRIDGE ON PALMER RANCH,THE		178	4	2%	182
SABAL DIRECT PRIMARY CARE, PA		156	26	14%	182
SOLARIS HEALTHCARE MERRITT ISLAND		167	14	8%	181
PCB CLINIC		136	45	25%	181
RIVERS FAMILY MEDICINE PA		139	42	23%	181
SUN COUNTRY PEDIATRICS PLLC	6	160	14	8%	180
CENTRA CARE – AZALEA PARK		98	82	46%	180
BROOKDALE FORT MYERS CYPRESS LAKE		179	1	1%	180
SILVERCREST HEALTH AND REHABILITATION CENTER	3	169	6	3%	178
UNIVERSITY OF TAMPA STUDENT HEALTH AND SHC CLINICAL LABORATORY		45	133	75%	178
TELESCOPE HEALTH LLC	2	141	34	19%	177
NADAL PEDIATRICS - VICTORIA STREET (3385)		150	27	15%	177
ACCURATE DIAGNOSTIC LABS, INC		167	9	5%	176
Life Care Center of Punta Gorda	1	169	5	3%	175
VIERA HOSPITAL, INC		128	47	27%	175
CONSULATE HEALTH CARE OF MELBOURNE		175			175
ADVENT HEALTH CENTRA CARE - DAYTONA BEACH		89	86	49%	175
SERENADES IN THE VILLAGES		148	26	15%	174
Consulate Health Care of St. Petersburg		174			174
BAYVIEW CENTER		173	1	1%	174
SAMANTHA WILSON CARE CENTER		171	3	2%	174
FORT PIERCE HEALTH CARE		172	1	1%	173
LONGWOOD FAMILY PRACTICE		141	32	18%	173
BAPTIST HEALTH PRIMARY CARE	1	134	38	22%	173
TALLAHASSEE NHHI LLC		172	1	1%	173
NIGHT LITE PEDIATRICS WINTER GARDEN		144	29	17%	173
FINLAY CLINICAL LABORATORY INC		35	137	80%	172
BROOKSVILLE HEALTHCARE CENTER LLC		171	1	1%	172
VILLAGE DOCTORS OF KEYSTONE		130	42	24%	172
WESTWOOD HEALTHCARE SNF		157	14	8%	171
ARCPOINT LABS OF ST PETERSBURG		117	54	32%	171
Nspire Health Care Kendall		165	6	4%	171
HEARTLAND PEDIATRICS OF LAKE WALES		156	15	9%	171
SUPERIOR RESIDENCES OF PANAMA CITY BEACH		164	6	4%	170
AZALEA TRACE		158	11	7%	169
PALM GARDEN OF WEST PALM BEACH	1	155	13	8%	169
NSPIRE HEALTHCARE LAUDERHILL		165	4	2%	169
ADVENT HEALTH CENTRA CARE - WINTER HAVEN	1	81	87	51%	169
OCEAN REEF MEDICAL CENTER		149	20	12%	169
PANAMA CITY DEVELOPMENTAL CENTER		168			168

COVID-19: testing by laboratory

Data through Dec 29, 2020 verified as of Dec 30, 2020 at 09:25 AM

Data in this report are provisional and subject to change.

The numbers in the table below represent the number of Florida and non-Florida residents for whom test results were received by the Department of Health. A person can be tested by more than one laboratory and can have both positive and negative results. **Therefore, the sum of the numbers in each column will be larger than the total number of people tested.**

Reporting lab	Inconclusive	Negative	Positive	Percent positive	Total
AMERICAN FAMILY CARE PENSACOLA WEST		1	167	99%	168
LITTLE PINE PEDIATRICS PLLC		143	24	14%	167
VETERANS AFFAIRS MEDICAL CENTER - MIAMI			167	100%	167
PALM GARDEN OF WINTER HAVEN		152	14	8%	166
MANOR CARE OF NAPLES FL LLC		164	1	1%	165
MEDICAL CENTER OF DELTONA, INC		130	35	21%	165
CARITHERS PEDIATRIC GROUP		143	22	13%	165
ADVENT HEALTH CENTRA CARE - OVIEDO		63	101	62%	164
Parkview Rehabilitation Center at Winter Park		161	3	2%	164
URGENT CARE OF THE PALM BEACHES, NORTH PALM BEACH			164	100%	164
BRADENTON HEALTH CARE		163			163
DIGNITY HEALING, LLC		154	9	6%	163
COMMUNITY HEALTH AND REHABILITATION CENTER		146	16	10%	162
The Inn at Sarasota Bay Club		160	2	1%	162
TRI COUNTY NURSING HOME		161	1	1%	162
DXTERITY DIAGNOSTICS	1	157	3	2%	161
STEWART ROCKLEDGE HOSPITAL		123	38	24%	161
BEAR CREEK NURSING CENTER		160	1	1%	161
ABBIEJEAN RUSSELL CARE CENTER□		160			160
GREENBRIAR REHABILITATION AND NURSING CENTER	1	159			160
KEYSTONE REHAB		160			160
REHABILITATION CENTER OF LAKE CITY, THE		147	13	8%	160
MINUTECLINIC, LLC #5817		132	28	18%	160
HUNT CLUB PEDIATRIC ASSOCIATES, P.A.		138	21	13%	159
MINUTECLINIC LLC #3236		144	15	9%	159
HOSPITAL FOR SPECIAL SURGERY		158	1	1%	159
CORAL REEF NURSING & REHAB CENTER		158			158
WUESTHOFF REF LABORATORY			158	100%	158
ADVENT HEALTH - ORLANDO		129	28	18%	157
WIREGRASS DIRECT PRIMARY CARE PLLC□		133	24	15%	157
SARNO EXTENDED HOURS		104	52	33%	156
ADVENT HEALTH CENTRA CARE - CARROLLWOOD		4	152	97%	156
AFC URGENT CARE		52	103	66%	155
ADVENT HEALTH CENTRA CARE - TEMPLE TERRACE	1	96	58	37%	155
TIMBERRIDGE NURSING HOME & REHAB		123	32	21%	155
COCOA BEACH/ADVENT CENTRA		41	114	74%	155
PRUITT HEALTH		153	2	1%	155
PALMETTTO FACILITY INC	1	153			154
ASTON GARDENS AT PELICAN MARSH		151	2	1%	153
AVECINA MOBILE		118	35	23%	153
DIAGNOSTIC & CLINICAL CARE SERVICES INC DBA		129	23	15%	152
DOCTORS MEMORIAL HOSPITAL		43	109	72%	152
SEMINOLE NURSING PAVILION		145	7	5%	152
ALL SEASONS NAPLES LLC□		150	2	1%	152
ARBOR FACILITY INC		151			151
NORTH FLORIDA PEDIATRICS - MARIANNA		115	36	24%	151
AMERICAN FINNISH NURSING HOME	1	148	2	1%	151

COVID-19: testing by laboratory

Data through Dec 29, 2020 verified as of Dec 30, 2020 at 09:25 AM

Data in this report are provisional and subject to change.

The numbers in the table below represent the number of Florida and non-Florida residents for whom test results were received by the Department of Health. A person can be tested by more than one laboratory and can have both positive and negative results. **Therefore, the sum of the numbers in each column will be larger than the total number of people tested.**

Reporting lab	Inconclusive	Negative	Positive	Percent positive	Total
PADDOCK RIDGE		148	3	2%	151
ALLSOUTH URGENT CARE			151	100%	151
Consulate Healthcare of West Palm Beach		141	9	6%	150
AMBULATORY SURGERY CENTER OF BOCA RATON LTD		149	1	1%	150
FAWCETT MEMORIAL HOSPITAL-LAB		39	111	74%	150
FLORIDA KEYS PEDIATRICS & ADOLESCENT CENTER		143	7	5%	150
DIAMOND RIDGE		147	3	2%	150
ORLANDO HEALTH EMERGENCY DEPARTMENT		139	10	7%	149
PRECISION HEALTH RESOURCES, LLC	1	133	15	10%	149
LASER & SURGERY CENTER OF THE PALM BEACHES☐		148	1	1%	149
CITRUS HEALTH AND REHAB		128	20	14%	148
Englewood Healthcare and Rehab		141	7	5%	148
GOOD SAMARITAN CENTER		148			148
SAINTS 120 LLC	1	114	33	22%	148
Emory L Bennett State Veterans Nursing Home		146	2	1%	148
OAKBROOK HEALTH AND REHABILITATION CENTER	1	146			147
FLORIDA HEALTH CARE PLAN INC		2	144	99%	146
ADVENT HEALTH CENTRA CARE - ST. CLOUD		131	15	10%	146
LAB CORP	1	88	56	39%	145
ST CATHERINE'S WEST REHABILITATION HOSPITAL		143	1	1%	144
UCC - WELLINGTON			143	100%	143
PINES OF SARASOTA		143			143
Quail Run Health Care Center		143			143
EDGEWOOD NURSING CENTER		141	2	1%	143
GENE BY GENE		61	81	57%	142
MINUTECLINIC LLC #3255		117	25	18%	142
QUICK CARE MED		114	27	19%	141
ATLANTIC SHORES NURSING AND REHAB CENTER		138	2	1%	140
URGENT CARE EXPRESS LLC			140	100%	140
FIRST CHOICE PEDIATRICS		99	41	29%	140
COLOR GENOMICS, INC.	1	136	2	1%	139
AMERICAN PATHOLOGY PARTNERS		136	2	1%	138
AMERICAN RESEARCH LABS		7	131	95%	138
PALM BEACH COUNTY HEALTH DEPT LAB	3	131	4	3%	138
NATIONS BEST FAMILY HEALTH CARE		69	69	50%	138
WATERMARK LAKE POINTE WOODS LLC		132	6	4%	138
ANCIENT CITY PEDIATRICS		131	6	4%	137
MANOR AT BLUEWATER BAY		131	6	4%	137
Rehabilitation Center for Park Place LLC		135	2	1%	137
PPC-LAB EDI ORCHARD BI		129	8	6%	137
VENICE REGIONAL BAYFRONT HEALTH (PULMONARY)		126	10	7%	136
PORT ST LUCIE REHABILITATION AND HEALTHCARE		98	38	28%	136
SOLARIS HEALTHCARE LAKE CITY		83	53	39%	136
REGENCY CARE OF BLOUNTSTOWN LLC		129	7	5%	136
CAYUGA MEDICAL CENTER AT ITHACA		133	3	2%	136
IRL MARKET LAB ALACHUA		104	31	23%	135
CANTERFIELD OF OCALA, LLC		133	2	1%	135

COVID-19: testing by laboratory

Data through Dec 29, 2020 verified as of Dec 30, 2020 at 09:25 AM

Data in this report are provisional and subject to change.

The numbers in the table below represent the number of Florida and non-Florida residents for whom test results were received by the Department of Health. A person can be tested by more than one laboratory and can have both positive and negative results. **Therefore, the sum of the numbers in each column will be larger than the total number of people tested.**

Reporting lab	Inconclusive	Negative	Positive	Percent positive	Total
ROSECASTLE OF ZEPHRHILLS		133	2	1%	135
TARPON POINT NURSING AND REHABILITATION CENTER		134			134
GOOD SAMARITAN SOCIETY OF DELAND		126	8	6%	134
LABORATORY OF FLORIDA		83	51	38%	134
PAVILION FOR HEALTHCARE, THE		133			133
ADVANCED AMBULATORY SURGERY CENTER		125	8	6%	133
TRINITY REGIONAL REHAB CENTER		126	7	5%	133
UNITED CLINICAL LABORATORIES		124	9	7%	133
ADVENT HEALTH CENTRA CARE - DELAND		28	105	79%	133
THE REHABILITATION CENTER OF LAKE CITY		127	5	4%	132
REFUAH HEALTH CENTER LABORATORY		128	4	3%	132
FORT WALTON REHABILITATION CENTER		95	37	28%	132
PIONEER CLINICAL LAB, LLC		104	28	21%	132
GOLD CHOICE SENIOR COMMUNITIES		100	32	24%	132
LONGWOOD HEALTH AND REHABILITATION CENTER		125	6	5%	131
INTEGRATED REGIONAL LABORATORIES		119	12	9%	131
EVENT MED SERVICES LABORATORY		128	3	2%	131
MINUTECLINIC LLC #3637		96	34	26%	130
WRIGHTS HEALTH CARE AND REHABILITATION CENTER		108	22	17%	130
CENTERSTONE OF FLORIDA☐		123	7	5%	130
NCRNC INC		128	2	2%	130
MATHISON RETIREMENT COMMUNITY, INC		128	2	2%	130
ADVENT HEALTH CENTRA CARE - AZALEA PARK		112	18	14%	130
Whispering Oaks	7	115	7	5%	129
JACKSONVILLE KIDS PEDIATRICS, PLLC		110	19	15%	129
BMHSI-AEL MICROBIOLOGY LABORATORY	2	102	25	19%	129
CAREMED CLINIC LLC		82	47	36%	129
CENTRACARE		17	112	87%	129
EDWARD J HEALEY REHAB & NURSING CENTER		129			129
ADVANCED MEDICAL CENTER		86	43	33%	129
COLONY CLUB ALF,THE		126	3	2%	129
MIRACLE HILL NURSING & REHABILITATION CENTER INC		125	3	2%	128
ADVENT HEALTH CENTRA CARE - LONGWOOD		24	104	81%	128
ORANGE BLOSSOM FAMILY HEALTH		123	5	4%	128
ATLANTIC URGENT CARE		88	39	31%	127
TRI-COUNTY NURSING HOME		117	10	8%	127
MILLENNIUM LAB SERVICES			127	100%	127
BRENTWOOD RETIREMENT COMMUNITY	2	113	12	9%	127
GESSLER CLINIC PA		98	29	23%	127
FHMG-FLORIDA HOSPITAL MEDICAL GROUP		108	19	15%	127
MEADOWCREST FAMILY PHYSICIANS		82	45	35%	127
TUSCAN GARDENS OF PALM COAST		125	1	1%	126
SOMERBY LAKE NONA		123	3	2%	126
FAMILY CARE PARTNERS OF NORTHEAST FLORIDA LLC		75	51	40%	126
ARDEN COURTS OF LARGO FL, LLC		123	3	2%	126
PRIMECARE OF DOTHAN		83	42	34%	125
ARCADIA HEALTH AND REHABILITATION CENTER		100	25	20%	125

COVID-19: testing by laboratory

Data through Dec 29, 2020 verified as of Dec 30, 2020 at 09:25 AM

Data in this report are provisional and subject to change.

The numbers in the table below represent the number of Florida and non-Florida residents for whom test results were received by the Department of Health. A person can be tested by more than one laboratory and can have both positive and negative results. **Therefore, the sum of the numbers in each column will be larger than the total number of people tested.**

Reporting lab	Inconclusive	Negative	Positive	Percent positive	Total
GUEST HOUSE OCALA, THE		123	2	2%	125
SUWANNEE VALLEY NURSING CENTER		118	7	6%	125
PALMETTO FAMILY HEALTHCARE	1	74	50	40%	125
MINUTECLINIC LLC #3748		101	24	19%	125
POINT WASHINGTON MEDICAL CLINIC		1	124	99%	125
GENETWORKX		17	108	86%	125
MACTOWN, INC		124			124
SUNSHINE URGENT CARE LLC		88	36	29%	124
THE CLUB AND REHABILITATION CENTER		123	1	1%	124
Gulf Coast Healthcare (Longwood Health and Rehab		113	11	9%	124
Surrey Place Healthcare and Rehabilitation		124			124
ARTHREX MEDICAL CENTER		48	75	61%	123
CONEY ISLAND HOSPITAL		121	2	2%	123
CRONOS CLINICAL LABORATORY	2	106	15	12%	123
CHAUTAUQUA REHABILITATION AND NURSING CENTER		117	6	5%	123
LIFE CARE CENTER OF ALTAMONTE SPRINGS		102	21	17%	123
CSL PLASMA		24	98	80%	122
LabCorp L#09258090 M#09258105		73	49	40%	122
PROVIDENCE HOSPITAL LABORATORY		117	5	4%	122
FHMG FLORIDA HOSPITAL MEDICAL GROUP		106	16	13%	122
FIRST CHOICE PRIMARY CARE		97	25	20%	122
GRAVITY DIAGNOSTICS, LLC		35	87	71%	122
AMELIA MEDICAL CARE		14	108	89%	122
PARKVIEW HEALTH		121			121
FLOMEDILAB		19	102	84%	121
GLADES HEALTH CARE CENTER		119	2	2%	121
SOUTH CAMPUS FACILITY INC		116	5	4%	121
Solaris Healthcare Lake Bennet		107	13	11%	120
TUSCAN GARDENS OF VENETIA MANAGEMENT COMPANY		119	1	1%	120
GRAVITY DIAGNOSTICS		42	78	65%	120
Solaris HealthCare Imperial		116	4	3%	120
MATHISON RETIREMENT COMMUNITY		114	5	4%	119
BAPTIST PRIMARY CARE, INC		112	7	6%	119
MINUTECLINIC LLC #1350		101	17	14%	118
BOSTON RED SOX CLUB LP		117	1	1%	118
LAKESIDE NEUROLOGIC		114	4	3%	118
PATRIOT MEDICAL LABORATORIES		115	3	3%	118
MOBILE INFIRMARY MED CENTER PATH LAB		107	11	9%	118
CANTERFIELD OF CLAY COUNTY		103	15	13%	118
SOUTHWEST ORLANDO FAMILY MEDICINE, PL		96	22	19%	118
BAPTIST PRIMARY CARE INC		100	18	15%	118
RDX BIOSCIENCE		60	58	49%	118
WEDGEWOOD HEALTHCARE CENTER		88	29	25%	117
CHARTER SENIOR LIVING OF PANAMA CITY BEACH		100	17	15%	117
PROVISTA DIAGNOSTICS, INC		115	2	2%	117
WOODBIDGE FACILITY INC		116	1	1%	117
NEIGHBORHOOD MEDICAL CENTER		112	5	4%	117

COVID-19: testing by laboratory

Data through Dec 29, 2020 verified as of Dec 30, 2020 at 09:25 AM

Data in this report are provisional and subject to change.

The numbers in the table below represent the number of Florida and non-Florida residents for whom test results were received by the Department of Health. A person can be tested by more than one laboratory and can have both positive and negative results. **Therefore, the sum of the numbers in each column will be larger than the total number of people tested.**

Reporting lab	Inconclusive	Negative	Positive	Percent positive	Total
JEFFERY WEINZWEIG		2	114	98%	116
INN AT ASTON GARDENS, THE		113	3	3%	116
EXOSOME DIAGNOSTICS	1	106	9	8%	116
HOLIDAY CVS LLC DBA CVS/PHARMACY #0440		114	1	1%	115
Heartland Healthcare of Ft. Myers	1	114			115
PALMS MEDICAL GROUP HIGH SPRINGS		101	14	12%	115
WESLEY HAVEN VILLA	1	106	8	7%	115
DOCTOR'S IN HOUSE LABORATORY		15	100	87%	115
AVON PARK PEDIATRICS INC		100	14	12%	114
BELVEDERE COMMONS OF FORT WALTON BEACH		105	9	8%	114
NEW YORK CITY DEPARTMENT OF HEALTH & MENTAL		104	10	9%	114
COQUINA CENTER		113	1	1%	114
YOUR FAMILY WALK-IN CLINIC		3	111	97%	114
PEDIATRIC ASSOCIATES OF OCALA PA		99	14	12%	113
Lakeside Nursing and Rehabilitation Center	1	90	22	19%	113
VIERA MANOR ASSISTED LIVING RESIDENCE		106	6	5%	112
ALLIED HEALTH FORT PIERCE		112			112
JACKSONVILLE NURSING AND REHAB CENTER		110	2	2%	112
FOUNTAINS OF HOPE LLC, THE		111	1	1%	112
COASTAL HEALTH AND REHAB		110	2	2%	112
SHOAL CREEK REHABILITATION CENTER		71	41	37%	112
HIALEAH SHORES NURSING AND REHAB CENTER		103	8	7%	111
OSPREY VILLAGE AT AMELIA ISLAND LTD		105	6	5%	111
FLORIDA DEPARTMENT OF HEALTH IN CALHOUN COUNTY		71	40	36%	111
CENTRA CARE - HUNTER'S CREEK		52	59	53%	111
PEDIATRICS BY THE SEA		110	1	1%	111
STEWART MEDICAL GROUP		34	76	69%	110
ASCENSION MEDICAL GROUP		2	108	98%	110
MEYER PEDIATRICS		97	12	11%	109
RDV SPORTSPLEX PEDIATRICS		92	17	16%	109
BOND CLINIC PA PEDIATRICS DEPT		94	15	14%	109
NORTH FL SOUTH GA HCS-MALCOM RANDALL VAMC			109	100%	109
Concordia Village of Tampa AL		108	1	1%	109
AMEERAH LABS, LLC		87	22	20%	109
ISLAND HEALTH AND REHABILITATION CENTER		109			109
HILLSBOROUGH COUNTY DEVELOPMENTAL CTR	1	108			109
SUNNY HILLS ALF OF SEBRING INC		100	8	7%	108
Heritage Park Rehabilitation & Healthcare		92	16	15%	108
WHITE WILSON MEDICAL IMMEDIATE CARE NICEVILLE		1	107	99%	108
EVANS HEALTH CARE		106	2	2%	108
MORSELIFE MEMORY CARE RESIDENCE		106	2	2%	108
ESTERO ISLAND MEDICAL CENTER		91	16	15%	107
GRAND OAKS HEALTH & REHABILITATION		106	1	1%	107
CORE BIO LABS		74	33	31%	107
MINUTECLINIC DIAGNOSTIC OF RHODE ISLAND, LLC #729		103	4	4%	107
PRIMARY CARE SOUTH INC		1	106	99%	107
ADVENT HEALTH CENTRA CARE - BRANDON		30	77	72%	107

COVID-19: testing by laboratory

Data through Dec 29, 2020 verified as of Dec 30, 2020 at 09:25 AM

Data in this report are provisional and subject to change.

The numbers in the table below represent the number of Florida and non-Florida residents for whom test results were received by the Department of Health. A person can be tested by more than one laboratory and can have both positive and negative results. **Therefore, the sum of the numbers in each column will be larger than the total number of people tested.**

Reporting lab	Inconclusive	Negative	Positive	Percent positive	Total
MINUTECLINIC LLC #4987		92	14	13%	106
HEART OF FLORIDA REGIONAL MED CTR		35	71	67%	106
TREASURE COAST MEDICAL ASSOCIATES		2	104	98%	106
BOCA RATON REHABILITATION CENTER	2	101	3	3%	106
MV MEDICAL PRACTICE DBA PRIMARY URGENT CARE		103	3	3%	106
ADVENT HEALTH CENTRA CARE - SANFORD		28	78	74%	106
PALM BEACH PEDIATRICS PA	1	95	10	9%	106
CARE ONE OF FLORIDA LLC		12	94	89%	106
PEDIATRIC HEALTHCARE ALLIANCE		94	11	10%	105
SOUTH BALDWIN REGIONAL MEDICAL CENTER		101	4	4%	105
NAPLES CHILDREN'S URGENT CARE		91	14	13%	105
THE WELLNESS CENTER AT LAKEWOOD RANCH		19	85	82%	104
FAMILY CARE PARTNERS OF NE FLORIDA LLC		63	41	39%	104
BAY VIEW HEALTHCARE		85	19	18%	104
PALM HARBOR FAMILY PRACTICE & WALK-IN		78	25	24%	103
PEDIATRICS OF GREATER ORLANDO		91	12	12%	103
BAY VUE NURSING AND REHABILITATION CENTER		95	8	8%	103
SMILEY MEDICAL GROUP		75	28	27%	103
SPRINGS AT LAKE POINTE WOODS		101	2	2%	103
UNIVERSITY MEDICAL CENTER SUITES		90	12	12%	102
WIMAUMA COMMUNITY HEALTH CENTER		82	20	20%	102
AMA MEDICAL GROUP LLC		84	18	18%	102
SUNFLOWER SPRINGS ASSISTED LIVING		99	3	3%	102
STATMED QUICK QUALITY CLINIC AT NORTH PINELLAS		65	37	36%	102
Cross Terrace REhabitation		101	1	1%	102
FG RAPID RESULTS	1	51	50	49%	102
ADVENT HEALTH - LAKE NONA		88	13	13%	101
Consulate Health Care of Port Charlotte		98	2	2%	100
Orchid Cove at Sarasota		100			100
UNIVERSITY OF MIAMI		1	99	99%	100
VILLAGE PLACE NH LLC		78	22	22%	100
LEESBURG PEDIATRICS		91	8	8%	99
CENTRAL FLORIDA HEALTH CARE		47	52	53%	99
Signature healthcare of Jacksonville		95	4	4%	99
Chatham Glen Healthcare and Rehabilitation Center		95	4	4%	99
DAIRY ROAD URGENT CARE		60	39	39%	99
REGENCY PARK		85	14	14%	99
FIRST CHOICE PEDIATRICS SEMORAN		74	24	24%	98
PLAZA OF HALLANDALE BEACH		98			98
FLORIDA COMMUNITY HEALTH CENTERS INC			98	100%	98
DE LUNA HEALTH AND REHABILITATION CENTER		97	1	1%	98
FLORIDA DEPARTMENT OF HEALTH IN LAKE COUNTY	1	65	32	33%	98
ER QUICKCARE PL		83	15	15%	98
GRANDE, THE	2	92	4	4%	98
NORTH FLORIDA PEDIATRICS PA - DUVAL		87	10	10%	97
PHYSICIANS REGIONAL CLINIC		82	15	15%	97
MEDIQUICK URGENT CARE CENTERS INC		38	59	61%	97

COVID-19: testing by laboratory

Data through Dec 29, 2020 verified as of Dec 30, 2020 at 09:25 AM

Data in this report are provisional and subject to change.

The numbers in the table below represent the number of Florida and non-Florida residents for whom test results were received by the Department of Health. A person can be tested by more than one laboratory and can have both positive and negative results. **Therefore, the sum of the numbers in each column will be larger than the total number of people tested.**

Reporting lab	Inconclusive	Negative	Positive	Percent positive	Total
MONTEFIORE MEDICAL CENTER LABORATORIES - MOSES		89	8	8%	97
HEALTH CENTERS AT BRENTWOOD		96	1	1%	97
SONATA COCONUT CREEK	1	81	15	15%	97
PEDIATRIC ASSOCIATES ORLANDO		82	14	15%	96
GLOBAL CENTRAL LABS AT PPD	2	87	7	7%	96
WOOD LAKE HEALTH AND REHABILITATION CENTER		96			96
FLORIDA HEART & VASCULAR MULTISPECIALTY GROUP PA		68	28	29%	96
BAYSHORE MEMORY CARE□		96			96
CROSS POINTE CARE CENTER	2	93			95
BENDERSON FAMILY SKILLED NURSING AND□		84	11	12%	95
MD 365 MEDICAL CARE		94	1	1%	95
LAKE HOUSE ASSISTED LIVING		79	16	17%	95
ADVENT HEALTH CENTRA CARE - KISSIMMEE		61	34	36%	95
THE TERRACE OF KISSIMMEE		80	15	16%	95
HCSO OCCUPATIONAL HEALTH AND WELLNESS CENTER		75	20	21%	95
PINELLAS CARE CENTER		68	27	28%	95
SUNLAND MARIANNA COX MEDICAL CENTER		83	12	13%	95
VISTA MANOR		92	3	3%	95
GRACE PEDIATRICS		76	19	20%	95
24/7 PEDIATRIC CARE CENTERS INC		91	4	4%	95
DEVANSH LAB WERKS INC		79	16	17%	95
AMERICAN MEDICAL RESPONSE		93	1	1%	94
DIAGNOSTIC SOLUTIONS		3	91	97%	94
WESTCHESTER MEDICAL CENTER		92	2	2%	94
HEALTH CARE DISTRICT OF PALM BEACH COUNTY	1	10	83	88%	94
OAKS OF KISSIMMEE HEALTH AND REHABILITATION CENTER		93			93
ARBOR TRAIL		77	16	17%	93
LIFE CARE CENTER OF WINTER HAVEN		81	12	13%	93
SEMINOLE COUNTY HEALTH DEPARTMENT		75	18	19%	93
EXCEL PEDIATRICS		67	25	27%	92
DAYSPRING VILLAGE		91	1	1%	92
FLORIDA HEALTH CARE PLANS			92	100%	92
THE COURTYARD ASSISTED LIVING		88	4	4%	92
HERON CLUB AT PRESTANCIA		89	2	2%	91
BORLAND GROOVER CLINIC	1	77	13	14%	91
ADVENT HEALTH CENTRA CARE - ORANGE CITY		14	77	85%	91
NAVY HOSPITAL			91	100%	91
TIFFANY HALL NURSING AND REHAB CENTER		91			91
ADVENT HEALTH CENTRA CARE - CITRUS PARK		8	83	91%	91
ADVENTHEALTH CENTRA CARE WINTER HAVEN		1	90	99%	91
URGENT CARE TCMA			91	100%	91
PALMS FACILITY INC		79	11	12%	90
QUEENS HOSPITAL CENTER		88	2	2%	90
WHITE PLAINS HOSPITAL CENTER LAB		88	2	2%	90
AYERS HEALTH & REHABILITATION CENTER		90			90
ADVENT HEALTH CENTRA CARE - WATERMAN		78	12	13%	90
HURLBURT FIELD CLINIC		39	51	57%	90

COVID-19: testing by laboratory

Data through Dec 29, 2020 verified as of Dec 30, 2020 at 09:25 AM

Data in this report are provisional and subject to change.

The numbers in the table below represent the number of Florida and non-Florida residents for whom test results were received by the Department of Health. A person can be tested by more than one laboratory and can have both positive and negative results. **Therefore, the sum of the numbers in each column will be larger than the total number of people tested.**

Reporting lab	Inconclusive	Negative	Positive	Percent positive	Total
KEYS MEDICAL GROUP			90	100%	90
SURREY PLACE CARE CENTER		85	5	6%	90
GEORGIA DEPARTMENT OF PUBLIC HEALTH		1	89	99%	90
CABANA AT JENSEN DUNES, THE		89			89
PONTE VEDRA GARDENS		88	1	1%	89
LAKEVIEW TERRACE RETIREMENT COMMUNITY		86	3	3%	89
LEE COUNTY SCHOOL DISTRICT	1	82	6	7%	89
TRADITION MEDICAL CENTER LABORATORY		48	40	45%	88
AVERO DIAGNOSTICS		64	24	27%	88
HOBDAIR FAMILY HEALTH LLC		59	29	33%	88
GOVERNOR’S CREEK HEALTH & REHABILITATION		87	1	1%	88
KALEIDA HEALTH CENTER FOR LABORATORY		82	6	7%	88
PACIFIC ANALYTICS			87	100%	87
HOLLEY NAVARRE MEDICAL CLINIC		56	31	36%	87
BRANDON HEALTH AND REHABILITATION CENTER	1	85	1	1%	87
BROWARD HEALTH CORAL SPRINGS EPIDEMIOLOGY DEPT		1	86	99%	87
HOLISTIX TREATMENT CENTERS		82	5	6%	87
ADVENT HEALTH CENTRA CARE - HUNTERS CREEK	3	43	41	47%	87
ADVENT HEALTH - PALM HARBOR ER		64	22	26%	86
KINDRED HOSPITAL	6	79	1	1%	86
ST MARK ASSISTED LIVING CENTER	1	74	11	13%	86
UNIVERSITY HEALTH SYSTEM INC		77	9	10%	86
URINEGOODHANDS LLC		84	2	2%	86
KR at Hillsborough Lakes/Lutz Healthcare		85	1	1%	86
LUIS A GHIGLINO MD PA		84	2	2%	86
BRIGHTON EGGERT PHARMACY INC		83	2	2%	85
FREEDOM INN AT TARPON SPRINGS		81	4	5%	85
MIAMI SHORES NURSING & REHAB		85			85
NO FLORIDA PEDIATRICS, PA		76	9	11%	85
HEALTH PARK CARE CENTER		85			85
WELLNOW URGENT CARE PC		85			85
ADVENT HEALTH CENTRA CARE - SOUTH ORANGE		69	16	19%	85
HUNT CLUB PEDIATRIC ASSOCIATES PA		50	35	41%	85
W. FRANK WELLS NURSING HOME		84	1	1%	85
PINES OF SARASOTA GARDEN		84			84
NATURE COAST MEDICAL GROUP		50	34	40%	84
TGH URGENT CARE – SEMINOLE			84	100%	84
CITRUS MEMORIAL HEALTH SYSTEM LAB		2	82	98%	84
EAST NEW YORK DIAGNOSTIC AND TREATMENT		79	5	6%	84
QUICK CARE MED PL CR		80	3	4%	83
CHILDREN MED CARE INC		71	12	14%	83
VETERANS AFFAIRS ORLANDO VA MEDICAL CENTER			83	100%	83
DISCOVERY VILLAGE AT NAPLES		83			83
DIAGNOSTIC LABORATORY OF OKLAHOMA		68	15	18%	83
LABCORP EMPLOYER SERVICES		82	1	1%	83
SEASIDE HEALTH AND REHABILITATION CENTER		27	56	67%	83
CAREMOUNT MEDICAL - PATHOLOGY		79	3	4%	82

COVID-19: testing by laboratory

Data through Dec 29, 2020 verified as of Dec 30, 2020 at 09:25 AM

Data in this report are provisional and subject to change.

The numbers in the table below represent the number of Florida and non-Florida residents for whom test results were received by the Department of Health. A person can be tested by more than one laboratory and can have both positive and negative results. **Therefore, the sum of the numbers in each column will be larger than the total number of people tested.**

Reporting lab	Inconclusive	Negative	Positive	Percent positive	Total
VIERA HOSPITAL			82	100%	82
NSPIRE HEALTHCARE TAMARAC		80	2	2%	82
LAB		29	53	65%	82
THE PAVILION FOR HEALTH CARE		72	10	12%	82
FARAH MEDICAL		80	2	2%	82
ST ANTHONYS REHABILITATION HOSPITAL	3	77	2	2%	82
MIDWAY PRIMARY CARE, LLC		79	2	2%	81
Crossbreeze care center		80	1	1%	81
RIDGEWOOD DIAGNOSTIC LABORATORY		77	4	5%	81
FRICKS PHARMACY		65	16	20%	81
MG PORT CHARLOTTE II SUBTENANT LLC		73	8	10%	81
ISLAND URGENT CARE PLLC DBA AFC URGENT CARE		80	1	1%	81
MINUTECLINIC LLC #8927		64	17	21%	81
AMERICAN HOUSE-BONITA SPRINGS□		79	1	1%	80
CLYDE E LASSEN STATE VETERANS NURSING HOME		56	24	30%	80
PREDICTIVE LABORATORIES, INC	1	73	6	8%	80
PHYSICIAN PARTNERS PERRY		43	37	46%	80
ARDEN COURTS OF TAMPA□		80			80
US MEDICAL CARE, INC		70	10	13%	80
SUNY UPSTATE MEDICAL UNIVERSITY		76	4	5%	80
SOUTH BALDWIN MEDICAL CENTER GULF SHORES		64	16	20%	80
NITE LITE PEDIATRICS - JACKSONVILLE		76	3	4%	79
SARAPATH DIAGNOSTICS			79	100%	79
CBS LABS OF TAMPA LLC		3	76	96%	79
Courtyards of Orlando Care Center		77	2	3%	79
EDGEWATER AT WATERMAN VILLAGE		78	1	1%	79
MY CLINICAL LAB INC		17	62	78%	79
NO FLORIDA PEDIATRICS, PA - BRADFORD		67	12	15%	79
VETERANS AFFAIRS MEDICAL CENTER - PALO ALTO		28	51	65%	79
JUPITER MEDICAL CENTER URGENT CARE			79	100%	79
CATHOLIC HEALTH SYSTEM DEPT LABORATORY		76	2	3%	78
BIODESIX, INC.		61	17	22%	78
KORGENE LAB	1	23	54	69%	78
BOND CLINIC, PA		52	25	32%	77
SIGNATURE HEALTHCARE OF PORT CHARLOTTE		72	5	6%	77
CONSULATE HEALTH CARE OF SARASOTA□		77			77
JOHN KNOX VILLAGE OF FLORIDA ALF	1	75	1	1%	77
ORANGE CITY NURSING AND REHAB		75	2	3%	77
TRUE NORTH HEALTH NAVIGATION LLC DBA DISPATCHHEALTH	1	60	16	21%	77
CLEVELAND CLINIC FOUNDATION		12	64	84%	76
DYNAMIC MEDICAL USA			76	100%	76
CLINICAL PATHOLOGY ASSOCIATES-SONIC REFERENCE LAB		76			76
NORTH PORT REHABILITATION AND NURSING CENTER□		75	1	1%	76
LATE HOURS URGENT CARE		47	28	37%	75
VILLAS OF HOLLY BROOK - BRADENTON 14TH		75			75
DOCTORS MEMORIAL FAMILY PRACTICE	2	57	16	21%	75
LAKEVIEW INTERNAL MEDICINE		42	33	44%	75

COVID-19: testing by laboratory

Data through Dec 29, 2020 verified as of Dec 30, 2020 at 09:25 AM

Data in this report are provisional and subject to change.

The numbers in the table below represent the number of Florida and non-Florida residents for whom test results were received by the Department of Health. A person can be tested by more than one laboratory and can have both positive and negative results. **Therefore, the sum of the numbers in each column will be larger than the total number of people tested.**

Reporting lab	Inconclusive	Negative	Positive	Percent positive	Total
CHERRY OAK PALM BEACH COUNTY		71	4	5%	75
LAKE MORTON PLAZA☐		72	3	4%	75
CHIPOLA MEDICAL ASSOCIATES, LLC		43	32	43%	75
ASAP LABS LLC		71	4	5%	75
MEMORY CARE OF NAPLES		74			74
FINNISH AMERICAN REST HOME-ALF		72	2	3%	74
MAGNOLIA DIAGNOSTIC		1	73	99%	74
CHARLES CROFT MD	1	73			74
DB MD		68	6	8%	74
CHILDRENS CLINIC WEST FLORIDA PEDIATRICS		69	5	7%	74
MINUTECLINIC LLC #5187		62	12	16%	74
SANDY RIDGE CENTER FOR REHABILITATION AND HEALING		71	3	4%	74
NOAH CLINICAL LABORATORY		63	11	15%	74
SONATA WEST		73	1	1%	74
ADVENT HEALTH CENTRA CARE - WINTER GARDEN		13	61	82%	74
ARBOR GLEN AT ARBOR TRACE	2	65	7	9%	74
BIO-TECH CLINICAL LABORATORIES		41	33	45%	74
WINDSOR REFLECTIONS		74			74
DOLPHIN POINTE HEALTH CARE LLC		61	12	16%	73
CONSULATE HEALTH CARE – LAKE MARY		72	1	1%	73
ERIE COUNTY MEDICAL CTR CLINICAL LABS		70	3	4%	73
ARCPOINT LABS OF SARASOTA MANATEE		18	55	75%	73
SCOTT LAKE HEALTH AND REHABILITATION CENTER		71	2	3%	73
HAVEN OF OUR LADY OF PEACE		72			72
PROMPT CARE OF CENTRAL FLORIDA			72	100%	72
Madison Health and Rehabilitation Center		42	30	42%	72
FLORIDA DEPARTMENT OF HEALTH IN LIBERTY COUNTY		44	28	39%	72
PHYSICIANS REGIONAL MEDICAL CENTER - PINE RIDGE		18	54	75%	72
LABCORP RTP		28	44	61%	72
LIFE BRITE		66	5	7%	71
ADVANCED LAB		67	4	6%	71
MANOR CARE OF BOYNTON BEACH LLC		71			71
ALL FLORIDA FAMILY AND SPORTS MEDICINE		64	7	10%	71
SOUTH GEORGIA MEDICAL CENTER		48	23	32%	71
DISCOVERY VILLAGE AT MELBOURNE		70	1	1%	71
HIGHLANDS MEDICAL CENTER		69	2	3%	71
BROOKDALE OVIEDO		69	2	3%	71
LABFIRST - DEPARTMENT OF PATHOLOGY		69	2	3%	71
AMMON LABS		61	10	14%	71
TGH URGENT CARE – TYRONE		2	69	97%	71
JAMES A HALEY VETERANS HOSPITAL			71	100%	71
HARBORCHASE OF NAPLES		58	12	17%	70
MEMORIAL MANOR		70			70
Highlands Regional Hospital		63	7	10%	70
PLYMOUTH HOME FOR ADULTS, INC.	8	61	1	1%	70
BROWARD PARTNERSHIP	2	68			70
QPS, LLC		69	1	1%	70

COVID-19: testing by laboratory

Data through Dec 29, 2020 verified as of Dec 30, 2020 at 09:25 AM

Data in this report are provisional and subject to change.

The numbers in the table below represent the number of Florida and non-Florida residents for whom test results were received by the Department of Health. A person can be tested by more than one laboratory and can have both positive and negative results. **Therefore, the sum of the numbers in each column will be larger than the total number of people tested.**

Reporting lab	Inconclusive	Negative	Positive	Percent positive	Total
BROWARD HEALTH MEDICAL CENTER		3	67	96%	70
NORTH FLORIDA MEDICAL GROUP		43	27	39%	70
SUMMIT MEDICAL GROUP		63	7	10%	70
SUNCOAST COMMUNITY HEALTH CENTERS PEDIATRICS		21	49	70%	70
PROMEDICA LABORATORIES		21	49	70%	70
BAY EDUCATORS WELLNESS CENTER		43	26	38%	69
VILLAGE PEDIATRICS LLC		52	17	25%	69
STONY BROOK UNIVERSITY MEDICAL CENTER		61	8	12%	69
PINNACLES PEDS CARE PA		69			69
SIMED LABORATORY		57	12	17%	69
HERITAGE HEALTHCARE AND REHABILITATION CENTER		69			69
USF HEALTH MORSANI CENTER		5	64	93%	69
NORTH FLORIDA INTERNAL MEDICINE PA		56	13	19%	69
PORT SAINT LUCIE HOSPITAL		67	1	1%	68
HEALTH FIRST - PALM BAY HOSPITAL		2	66	97%	68
BENTON HOUSE AT OAKLEAF		51	17	25%	68
PROJECT HEALTH INC		55	13	19%	68
REDI MED LLC			68	100%	68
SUNCOAST OPTIMAL WELLNESS		23	45	66%	68
PIONEER CLINICAL LAB LLC		46	22	32%	68
VIPEDIATRICS PLLC		64	4	6%	68
HUNTSVILLE HOSPITAL LABORATORY		49	18	27%	67
SANDY PINES	2	63	2	3%	67
CANOPY ON BERRYHILL, THE		48	19	28%	67
GULF COAST MEDICAL CENTER		65	2	3%	67
ADVENTHEALTH EXPRESSCARE		45	22	33%	67
AEL- MEMPHIS		17	50	75%	67
ASSOCIATED CLINICAL LABORATORIES		59	7	11%	66
OKEECHOBEE COUNTY HEALTH DEPT	1	40	25	38%	66
CENTRAL BALDWIN IMMEDIATE CARE & FAMILY PRACTICE		51	15	23%	66
Solaris Senior Living North Naples ALF		61	5	8%	66
MEDEX MEDICAL EXPRESS OF PALATKA			66	100%	66
VILLA MARIA WEST SKILLED NURSING FACILITY		60	6	9%	66
WORKPLACE SCREENING INTELLIGENCE			65	100%	65
S-H THIRTY-FIVE OPCO- PORT ST LUCIE, LLC	1	64			65
LAKE VIEW CARE CENTER AT DELRAY		64	1	2%	65
MINUTECLINIC DIAGNOSTIC OF SOUTH CAROLINA, LLC		59	6	9%	65
OAKHURST CENTER		65			65
CL BRUMBACK PRIMARY CARE CLINICS		16	49	75%	65
J FRANK AVEY MD		52	13	20%	65
VIERA DEL MAR HEALTH AND REHABILITATION CENTER		63	2	3%	65
LAB PLUS, LLC AT SAINT THOMAS WEST HOSPITAL		51	14	22%	65
ARDEN COURTS OF DELRAY BEACH FL LLC		64			64
FOUNTAIN INN NURSING & REHABILITATION CTR, INC		59	5	8%	64
ADVENT HEALTH CENTRA CARE - POINCIANA		24	40	63%	64
CRANE CENTER		51	13	20%	64
OUT OF STATE		40	24	38%	64

COVID-19: testing by laboratory

Data through Dec 29, 2020 verified as of Dec 30, 2020 at 09:25 AM

Data in this report are provisional and subject to change.

The numbers in the table below represent the number of Florida and non-Florida residents for whom test results were received by the Department of Health. A person can be tested by more than one laboratory and can have both positive and negative results. **Therefore, the sum of the numbers in each column will be larger than the total number of people tested.**

Reporting lab	Inconclusive	Negative	Positive	Percent positive	Total
Centre Pointe Health and Rehabilitation Center		63	1	2%	64
SUMMIT AT VENICE	2	58	4	6%	64
MD 365 MEDICAL CARE PLLC		63			63
IQBAL A FARUQUI MD□		50	13	21%	63
FORT MYERS REHABILITATION AND NURSING CENTER		58	5	8%	63
GRAND OAKS OF JENSEN BEACH LLC□		63			63
Sunnyside Nursing Home		60	3	5%	63
VIERA HEALTH AND REHABILITATION CENTER		62	1	2%	63
CLEARWATER STATMED QUICK QUALITY CLINICS		29	34	54%	63
EISENHOWER ARMY MEDICAL CENTER		59	4	6%	63
ST VINCENT'S BIRMINGHAM		59	4	6%	63
CORAL GABLES NURSING & REHABILITATION CENTER		56	7	11%	63
WADSWORTH HEALTH CENTER		60	3	5%	63
The Grove Health and Rehabilitation		45	18	29%	63
JOSEPH L MORSE GERIATRIC CENTER	2	59	2	3%	63
KENNEDY PAIN CLINIC GROUP LLC		55	8	13%	63
F&T MEDICAL RESEARCH, INC		63			63
CLERMONT HEALTH AND REHABILITATION CENTER		62	1	2%	63
APC PEDIATRICS AT RYE ROAD MEDICAL PARK		63			63
SUMMER VISTA ASSISTED LIVING		38	25	40%	63
WINDSOR OAKS		62	1	2%	63
PLANTATION GENERAL HOSPITAL CLINICAL LAB		26	37	59%	63
LECONTE MEDICAL CENTER LAB		47	16	25%	63
STONY BROOK SOUTHAMPTON		61	1	2%	62
DOUGLAS T JACOBSON STATE VETERANS HOME		62			62
NEMOURS CHILDREN'S PRIMARY CARE		51	11	18%	62
MED EXPRESS		6	56	90%	62
HUNTINGTON HOSPITAL LABORATORY		60	2	3%	62
CARENOW LAKE MARY			62	100%	62
OVERLOOK HOSPITAL LABORATORY		57	5	8%	62
MEDIPATH LLC		2	60	97%	62
MD LABS		35	27	44%	62
MIAMI BEACH COMMUNITY HEALTH CENTER			62	100%	62
MILLER BIOCONNECT		44	17	28%	61
ENCOMPASS HEALTH REHABILITATION HOSPITAL	2	57	2	3%	61
AMERICAN FAMILY MEDICAL		48	13	21%	61
EMERALD COAST HOSPICE		60	1	2%	61
UNIVERSITY OF NORTH FLORIDA STUDENT HEALTH		58	3	5%	61
SENIOR LIVING VII TAMPA LLC□	1	52	8	13%	61
FAMILY MEDICAL CARE OF PALM BEACH		40	21	34%	61
NXGEN MDX		20	41	67%	61
ATRIUM AT LIBERTY PARK□		60	1	2%	61
EXACT SCIENCES LABORATORIES, LLC		15	45	75%	60
WASHINGTON REHABILITATION AND NURSING CENTER		51	9	15%	60
ISLAND COAST PEDIATRICS		56	4	7%	60
MICRO PATH LABORATORIES INC		58	2	3%	60
INTERNAL LAB		50	9	15%	59

COVID-19: testing by laboratory

Data through Dec 29, 2020 verified as of Dec 30, 2020 at 09:25 AM

Data in this report are provisional and subject to change.

The numbers in the table below represent the number of Florida and non-Florida residents for whom test results were received by the Department of Health. A person can be tested by more than one laboratory and can have both positive and negative results. **Therefore, the sum of the numbers in each column will be larger than the total number of people tested.**

Reporting lab	Inconclusive	Negative	Positive	Percent positive	Total
ST MARK VILLAGE		56	3	5%	59
KINDRED HOSPITAL THE PALM BEACHES		57	2	3%	59
DAYSPRING SENIOR LIVING LLC		58	1	2%	59
BIOTECH		52	7	12%	59
MINNESOTA TWINS		56	3	5%	59
FAWCETT MEMORIAL HOSPITAL LABORATORY			59	100%	59
TAVARES PEDIATRICS		54	5	8%	59
FLORIDA PEDIATRIC GROUP		27	32	54%	59
ALTERNATIVE LIVING, INC DBA TWIN CITIES PAVILION		58			58
THE CANOPY AT BERRYHILL		58			58
CENTRA CARE POINCIANA	1	45	12	21%	58
BIG BOCA SMILES LLC		56	2	3%	58
Margate Health and Rehabilitation Center		56	2	3%	58
ROSECASTLE OF CITRUS		58			58
POINTE, THE		56	2	3%	58
EMBRY RIDDLE AERONAUTICAL UNIVERSITY HEALTH SERVICES			58	100%	58
EAST ALABAMA MEDICAL CENTER LABORATORY		50	8	14%	58
PANAMA PHARMACY	2	50	6	10%	58
RESTORE HEALTH URGENT CARE		21	37	64%	58
DOS OF NORTH SHORES NURSING & REHAB CENTER		57			57
MED COMP SCIENCES		1	56	98%	57
ASCENSION SACRED HEART BAY LABORATORY		54	3	5%	57
ADVANCED MEDICAL GROUP		1	56	98%	57
MILLENIUM PHYSICIANS GROUP		1	56	98%	57
GV NAPLES OPCO, LLC		57			57
Life Care Center of Sarasota		48	9	16%	57
ALZHEIMERS CARE CENTER OF VIERA LTD		37	20	35%	57
ANTHEM LAKES LLC		57			57
BARKLEY PLACE		56	1	2%	57
KAPG FLEMING ISLAND SENIOR HOUSING OPCO LLC	1	56			57
Crystal Health & Rehab Center		57			57
GENPATH			57	100%	57
MOBILE PHYSICIAN SERVICES INC		55	2	4%	57
EAGLES WATCH CLUSTER		47	9	16%	56
HEARTLAND PEDIATRICS OF LAKE PLACID PA		45	11	20%	56
WHITE WILSON MEDICAL CENTER PA - NAVARRE			56	100%	56
PEDIATRIC SPECIALISTS MEDICAL GROUP	1	54	1	2%	56
FLAGLER COLLEGE HEALTH SERVICES		39	17	30%	56
PALM BAY URGENT CARE		28	27	49%	55
CRAIG BERGER MD PL D/B/A BAY AREA EYE INSTITUTE		55			55
PREMIER MEDICAL ASSOCIATES ALL FLORIDA LLC		54	1	2%	55
SONATA HUNTERS CREEK		47	8	15%	55
ADVENTHEALTH MEDICAL GROUP FAMILY MEDICINE AT		45	10	18%	55
CENTRAL FLORIDA HEALTHCARE GROUP LLC		48	7	13%	55
FAMILY HEALTH CENTERS OF SOUTHWEST FLORIDA INC		34	21	38%	55
TWIN CREEKS ASSISTED LIVING & MEMORY CARE		53	2	4%	55
TIFFANY HALL NURSING AND REHAB		44	10	19%	54

COVID-19: testing by laboratory

Data through Dec 29, 2020 verified as of Dec 30, 2020 at 09:25 AM

Data in this report are provisional and subject to change.

The numbers in the table below represent the number of Florida and non-Florida residents for whom test results were received by the Department of Health. A person can be tested by more than one laboratory and can have both positive and negative results. **Therefore, the sum of the numbers in each column will be larger than the total number of people tested.**

Reporting lab	Inconclusive	Negative	Positive	Percent positive	Total
JUNIPER VILLAGE AT NAPLES		53	1	2%	54
CERTUS MTD OPCP LLC		52	2	4%	54
ST. CLOUD MEDICAL GROUP		54			54
CENTRA CARE - CONWAY		21	33	61%	54
UNITED LABORATORY SERVICES CORPORATION		38	16	30%	54
PRIME HEALTH OF NORTH PORT LLC		49	5	9%	54
East Bay Rehabilitation Center		33	21	39%	54
INDIGO MANOR		22	32	59%	54
SARASOTA CO. HEALTH DEPT # 58		40	14	26%	54
CLERMONT HEALTH AND REHAB		40	14	26%	54
HARBORCHASE OF VERO BEACH		49	4	8%	53
NAVARRE GARDENS LLC		44	9	17%	53
VETERANS AFFAIRS MEDICAL CENTER - GULF COAST		27	26	49%	53
ZON BEACHSIDE LLC		43	10	19%	53
FHMG LAKE MARY PEDS		45	8	15%	53
SUNRISE URGENT CARE ASSOCIATES LLC D/B/A	1	15	37	70%	53
AFC PHYSICIANS OF FLORIDA		37	16	30%	53
PALMS EDGE	1	49	3	6%	53
AFTER HOURS PEDIATRICS INC	1	1	51	96%	53
CITRUS MEMORIAL HOSPITAL			53	100%	53
CENTURY CENTER FOR REHABILITATION & HEALING		38	15	28%	53
Osprey Point Nursing Center		51	2	4%	53
REGENTS PARK OF BOCA RATON		50	2	4%	52
COASTAL INTERNAL MEDICINE		41	11	21%	52
North Lake Care Center		52			52
MEDICAL CONSULTANTS OF FLORIDA LLC		45	7	13%	52
ADVENT HEALTH		49	3	6%	52
INTERNAL MEDICINE SPECIALIST		46	6	12%	52
MACADAMS HOME HEALTH AGENCY		52			52
PARKSIDE INN		52			52
WILSON MEMORIAL REGIONAL MEDICAL CENTER		49	3	6%	52
PHYSICIANS PRIMARY CARE OF SOUTHWEST FLORIDA		39	12	24%	51
GULFVIEW MEDICAL INSTITUTE		51			51
PICH KTM CORP DBA MEDTOWN PHARMACY		45	6	12%	51
NOVARI CARE LLC		45	6	12%	51
RESEARCH CENTERS OF AMERICA, LLC		39	12	24%	51
NEW SMYRNA BEACH URGENT CARE			51	100%	51
APOLLOMDX LABS		29	22	43%	51
ISLAND DOCTORS			51	100%	51
LENOX HILL HOSPITAL		47	4	8%	51
RIVERSIDE RECOVERY OF TAMPA		50	1	2%	51
SUSANNA WESLEY HEALTH CENTER		46	5	10%	51
SOLARIS HEALTHCARE BAYONET POINT		49	2	4%	51
GATEWAY CARE CENTER		50			50
ELLENTON PEDIATRICS PA		45	5	10%	50
ADVENT HEALTH - PALM COAST		1	49	98%	50
SEMINOLE SPORTS AND FAMILY MEDICINE		47	3	6%	50

COVID-19: testing by laboratory

Data through Dec 29, 2020 verified as of Dec 30, 2020 at 09:25 AM

Data in this report are provisional and subject to change.

The numbers in the table below represent the number of Florida and non-Florida residents for whom test results were received by the Department of Health. A person can be tested by more than one laboratory and can have both positive and negative results. **Therefore, the sum of the numbers in each column will be larger than the total number of people tested.**

Reporting lab	Inconclusive	Negative	Positive	Percent positive	Total
SNH BRFL TENANT LLC		50			50
NORTH SHORE UNIVERSITY HOSPITAL LABORATORY		46	4	8%	50
SONATA BOCA RATON		48	2	4%	50
JERICOHO URGENT CARE		47	3	6%	50
BROOKDALE FORT MYERS THE COLONY		50			50
MAGNOLIA FAMILY URGENT CARE		46	4	8%	50
WALGREENS 10670		46	4	8%	50
PROFESSIONAL HEALTH EXAMINERS DBA PROHEALTH		41	8	16%	49
PEDIATRICS IN BREVARD PA- ROCKLEDGE		39	10	20%	49
NITE LITE PEDIATRICS - PORT ST. LUCIE		42	7	14%	49
KENDALL REGIONAL MEDICAL CENTER LAB	3		46	94%	49
ALLEGRO		47	2	4%	49
GENEDX		36	13	27%	49
USF		1	48	98%	49
A COUNTRY PLACE ASSISTED LIVING FACILITY		49			49
EC OPCO CARROLLWOOD LLC		43	6	12%	49
SOLARIS SENIOR LIVING NORTH NAPLES		48	1	2%	49
ORLANDO HEALTH AND REHAB CENTER		14	35	71%	49
HOSPICE OF ST FRANCIS INC		47	2	4%	49
AMERICAN HOUSE SENIOR LIVING		45	3	6%	48
CARENOW URGENT CARE - LAKE MARY			48	100%	48
NAPLES PEDIATRICS INC		43	5	10%	48
ADVENT HEALTH CENTRA CARE - EAST ORLANDO		21	27	56%	48
RIVER TOWN DIAGNOSTIC LLC		14	34	71%	48
ST FRANCIS HOSPITAL		42	6	13%	48
SOFT CELL LABORATORIES		45	3	6%	48
COURTYARD GARDENS OF JUPITER		48			48
BIOIQ			48	100%	48
ALLIANCE PEDIATRICS		24	24	50%	48
ADVENT HEALTH CENTRA CARE - SAND LAKE		19	29	60%	48
SONATA DELRAY BEACH		43	5	10%	48
MEDICATION ROOMS-CSU/CI NURSE STATION	1	41	6	13%	48
MIAMI VA HEALTHCARE SYSTEM			48	100%	48
CATHOLIC HEALTH SERVICES REGIONAL LAB		44	4	8%	48
BAY CENTER HURRICANE SHELTER		48			48
PEDIATRIC CARE CENTER- JACKSONVILLE BEACH		19	28	60%	47
BAPTIST MEDICAL CENTER SOUTH		35	12	26%	47
NAVARRE GARDENS		41	6	13%	47
BROWARD HEALTH MEDICAL CENTER CLINICAL LAB			47	100%	47
SONNIS PEDIATRICS PA		46	1	2%	47
TRINITY AL SENIOR HOUSING LLC		44	3	6%	47
AMERICAN FAMILY MEDICAL LLC		32	15	32%	47
ALEXANDER NININGER STATE VETERANS		47			47
INTERLAB		1	46	98%	47
BARRY UNIVERSITY STUDENT HEALTH SERVICES		37	10	21%	47
FLORIDA ATLANTIC UNIVERSITY STUDENT HEALTH		35	11	24%	46
MALCOM RANDALL DEPT OF VAMC			46	100%	46

COVID-19: testing by laboratory

Data through Dec 29, 2020 verified as of Dec 30, 2020 at 09:25 AM

Data in this report are provisional and subject to change.

The numbers in the table below represent the number of Florida and non-Florida residents for whom test results were received by the Department of Health. A person can be tested by more than one laboratory and can have both positive and negative results. **Therefore, the sum of the numbers in each column will be larger than the total number of people tested.**

Reporting lab	Inconclusive	Negative	Positive	Percent positive	Total
EAST MANATEE FAMILY	1	1	44	96%	46
FLORIDA HEALTH CARE		6	40	87%	46
ROSECASTLE AT DELANEY CREEK		45	1	2%	46
HEALTH DESIGNS		40	6	13%	46
CHILDREN'S HOSPITAL OF ALABAMA		45	1	2%	46
H LEE MOFFITT CANCER CENTER MICRO		46			46
ELMCROFT OF BELLA VITA☐		38	8	17%	46
MAINSTREAM DIAGNOSTIC LABORATORY LLC		40	6	13%	46
JPR URGENT MEDICAL CARE		46			46
FAMILY EXTENDED CARE OF CENTRAL TAMPA		46			46
PREMIER PLACE HEALTHCARE AT THE GLENVIEW		46			46
HARTFORD HEALTH SERVICES LLC		46			46
ALTAMONTE PEDIATRIC ASSOCIATES		31	14	31%	45
UNIVERSITY OF CENTRAL FLORIDA HEALTH SERVICES		45			45
JACOBI MEDICAL CENTER		43	2	4%	45
OAK MANOR NURSING HOME		43	2	4%	45
OPPENHEIMER PLASTIC SURGERY LLC		41	4	9%	45
BioReference Laboratories, Inc		6	39	87%	45
SOUTHPORT SQUARE HARBOUR HEALTH		45			45
STEINHATCHEE FAMILY MEDICAL CENTER☐		41	4	9%	45
ADVENT HEALTH MEDICAL GROUP OB GYN AT		39	6	13%	45
KINDRED HOSPITAL-BAY AREA-ST PETERSBURG LAB		44			44
SOUTHEAST ALABAMA MEDICAL CENTER			44	100%	44
CLINICA HISPANA			44	100%	44
Darcy Hall Of Life Care		44			44
PALM BAY PEDIATRICS		33	11	25%	44
EXPERTUS LABORATORIES INC		17	27	61%	44
VISITING PHYSICIANS ASSOCIATION		40	4	9%	44
MOOSEHAVEN LIFE CARE CENTER		44			44
ALLIANCE OF PHYSICIANS AGAINST COVID-19			44	100%	44
PEDIATRICS OF CENTRAL FLORIDA – SAINT CLOUD	2	40	2	5%	44
WINTER GARDEN REHAB AND NURSING CENTER		40	4	9%	44
HEALTH FIRST - CAPE CANAVERAL HOSPITAL		1	43	98%	44
NORTH FLORIDA SPINE AND WELLNESS		37	7	16%	44
TUKA PEDIATRICS		7	37	84%	44
QUOTIENT SCIENCES			43	100%	43
KINDRED HOSPITAL MELBOURNE		43			43
VITAS HEALTHCARE CORP OF FLORIDA		43			43
PREMIER MEDICAL ASSOCIATES		43			43
ADVENT HEALTH - MOUNT DORA		6	37	86%	43
PATRICK AIR FORCE BASE		3	40	93%	43
LAKE MARY KIDS CENTRA CARE		33	10	23%	43
RITECARE MED CTR H			43	100%	43
BEACHES PEDIATRICS PA		41	2	5%	43
Guardian Care Nursing and Rehabilitation Center		43			43
ADVENT HEALTH - LAKE MARY		35	8	19%	43
INTERNAL MEDICINE & PEDIATRICS OF TAMPA BAY PA		30	13	30%	43

COVID-19: testing by laboratory

Data through Dec 29, 2020 verified as of Dec 30, 2020 at 09:25 AM

Data in this report are provisional and subject to change.

The numbers in the table below represent the number of Florida and non-Florida residents for whom test results were received by the Department of Health. A person can be tested by more than one laboratory and can have both positive and negative results. **Therefore, the sum of the numbers in each column will be larger than the total number of people tested.**

Reporting lab	Inconclusive	Negative	Positive	Percent positive	Total
STUART URGENT CARE			43	100%	43
WASHINGTON REHAB AND NURSING		41	2	5%	43
BRANCH MEDICAL CLINIC			43	100%	43
ARDEN COURTS OF FORT MYERS		40	2	5%	42
TROY REGIONAL MEDICAL CENTER		34	8	19%	42
Atlantic Shore Nursing and Rehab		42			42
FLORIDA HOSPITAL		26	16	38%	42
EMERALD COAST BEHAVIORAL HOSPITAL		40	2	5%	42
CLINICAL LABORATORY		42			42
GREENLEAF ALF		42			42
FLORIDA HOSPITAL NEW SMYRNA		4	37	90%	41
MAIMONIDES-SHALOM ACADEMY, INC		40	1	2%	41
QUALITY URGENT CARE AND WELLNESS		31	10	24%	41
CENTRA CARE – APOPKA	1	2	38	93%	41
MARTIN ACQUISITION 1 LLC DBA		37	4	10%	41
HAWTHORN HOUSE☐		33	8	20%	41
MID FLORIDA PATHOLOGY LLC MOBILE UNIT #4		23	18	44%	41
A2Z DIAGNOSTICS		41			41
POPLAR HEALTHCARE PLLC	1	11	29	71%	41
Peninsula Care and Rehab		39	2	5%	41
REDI-MED WALK-IN FAMILY CARE			41	100%	41
PRECISION HEALTH SOLUTIONS LAB		9	32	78%	41
SEMINOLE TRIBE OF FLORIDA		31	10	24%	41
PINELLAS COUNTY JAIL			41	100%	41
COOPER FAMILY MEDICAL, PLLC		36	5	12%	41
IMA MEDICAL GROUP		26	15	37%	41
PEDIATRICS OF CENTRAL FLORIDA KISSI		33	8	20%	41
ARBOR OAKS AT TYRONE	3	38			41
KINDRED HOSPITAL - SOUTH FLORIDA		41			41
FAMILY EXTENDED CARE OF WINTER HAVEN		39	2	5%	41
CHAMBREL AT ISLAND LAKE		40	1	2%	41
CLARE BRIDGE OF SARASOTA		40	1	2%	41
HERNANDO COUNTY FIRE RESCUE DISTRICT		18	23	56%	41
DAVID POSNACK JEWISH DAY SCHOOL		40			40
ARBOR TERRACE SAN JOSE LLC		39	1	3%	40
BRONX LEBANON HOSPITAL-MEDICAL CENTER		37	3	8%	40
INN AT THE FOUNTAINS, THE		34	6	15%	40
WELL HEALTH WORKS		39	1	3%	40
QUALITY URGENT CARE AND WELLNESS PL		26	14	35%	40
MED ONE AT SAINT AUGUSTINE		33	7	18%	40
PRIDE DIAGNOSTICS		24	16	40%	40
Cross Landings Health and Rehabilitation		40			40
SARATOGA HOSPITAL LABORATORY		37	3	8%	40
BAY COUNTY JAIL ANNEX		34	5	13%	39
CAPITAL REGIONAL MEDICAL CENTER		2	37	95%	39
NEXT MOLECULAR ANALYTICS		9	30	77%	39
MEDICAL CONSULTANTS OF FLORIDA, LLC		33	6	15%	39

COVID-19: testing by laboratory

Data through Dec 29, 2020 verified as of Dec 30, 2020 at 09:25 AM

Data in this report are provisional and subject to change.

The numbers in the table below represent the number of Florida and non-Florida residents for whom test results were received by the Department of Health. A person can be tested by more than one laboratory and can have both positive and negative results. **Therefore, the sum of the numbers in each column will be larger than the total number of people tested.**

Reporting lab	Inconclusive	Negative	Positive	Percent positive	Total
MEDEX MEDICAL EXPRESS OF PALATKA LLC			39	100%	39
ADVENT HEALTH EXPRESS CARE		3	36	92%	39
PARK OF THE PALMS INC		39			39
TGH URGENT CARE POWERED BY FAST TRACK			39	100%	39
URGENT CARE & WELLNESS CENTER		10	29	74%	39
ROCKLEDGE REGIONAL MEDICAL CENTER		30	9	23%	39
MINUTECLINIC DIAGNOSTIC OF TEXAS, LLC		33	6	15%	39
SUMMIT MEDICAL GROUP PA		38	1	3%	39
FHMG_CTR FOR SENIOR HEALTH		34	5	13%	39
CLINICAL RESEARCH SEQUENCING PLATFORM		8	31	79%	39
GRAND ST PAUL CVS		39			39
PACIFICA SENIOR LIVING OCALA		35	4	10%	39
FLORIDA HEALTH CARE DELAND			38	100%	38
EXPRESS PHARMACY		37	1	3%	38
ORCHID COVE AT DAYTONA		34	4	11%	38
NADAL PEDIATRICS		32	6	16%	38
Coastal Health and Rehabilitation Center		36	2	5%	38
RAINBOW PEDIATRICS PC LLC / BREAKFAST POINT		38			38
QHC UPSTATE MEDICAL PC		31	7	18%	38
HOMEWOOD RESIDENCE AT FREEDOM PLAZA		37	1	3%	38
FLORIDA MEDICAL CLINIC PA		35	3	8%	38
ROCHESTER GENERAL HOSPITAL LABORATORY		37	1	3%	38
PUBLIC SQUARE PHARMACY LLC		29	9	24%	38
ADVENT HEALTH - LAKE WALES		28	10	26%	38
BOND CLINIC, PA		9	29	76%	38
SOMERBY OF SANTA ROSA BEACH		36	2	5%	38
LOURDES HOSPITAL INC		36	2	5%	38
PALM RIVER COMMUNITY HEALTH CENTER		33	5	13%	38
NEW YORK PRESBYTERIAN - QUEENS DIAGNOSTIC		37	1	3%	38
FIRST CHOICE URGENT CARE		10	28	74%	38
UNIVERSITY OF ALABAMA		35	3	8%	38
BOND CLINIC PA		8	30	79%	38
COOPER FAMILY MEDICAL PLLC		29	9	24%	38
BIOREFERENCE LABORATORIES		3	34	92%	37
PENNSYLVANIA DEPT OF HEALTH		20	17	46%	37
BENTON HOUSE OF ST. JOHNS		36	1	3%	37
NEOGENOMICS LABORATORIES INC		37			37
PONCE THERAPY CARE CENTER		34	3	8%	37
FLORIDA DEPARMENT OF HEALTH CLAY COUNTY		25	12	32%	37
HOLZER HEALTH CENTER		5	32	86%	37
FAMILY EXTENDED CARE OF SEBRING INC		35	2	5%	37
ONE MILO		37			37
BOULEVARD REHABILITATION CENTER		24	13	35%	37
PATHOGENIUS LABORATORIES		30	7	19%	37
BROOKDALE PALMER RANCH	1	34	2	5%	37
THE COLLIER AT NAPLES		36	1	3%	37
HOSPICE OF THE EMERALD COAST INC - PANAMA CITY		36	1	3%	37

COVID-19: testing by laboratory

Data through Dec 29, 2020 verified as of Dec 30, 2020 at 09:25 AM

Data in this report are provisional and subject to change.

The numbers in the table below represent the number of Florida and non-Florida residents for whom test results were received by the Department of Health. A person can be tested by more than one laboratory and can have both positive and negative results. **Therefore, the sum of the numbers in each column will be larger than the total number of people tested.**

Reporting lab	Inconclusive	Negative	Positive	Percent positive	Total
CEDAR CREEK AT KINGS BAY INC		37			37
FLORIDA MEDICAL CLINIC LLC		24	13	35%	37
LITTLE NECK URGENT CARE		35	1	3%	36
CAPE REGIONAL MEDICAL CENTER		35	1	3%	36
FINLAY CLINICAL LABORATORY		19	17	47%	36
ADDINGTON PLACE AT WELLINGTON GREEN		35	1	3%	36
INTERNAL MEDICINE ASSOCIATES PA		34	2	6%	36
CYPRESS COVE		34	2	6%	36
MENTAL HEALTH CARE INC		31	5	14%	36
WATERCREST ST LUCIE WEST	1	33	2	6%	36
ROHR HOME		33	3	8%	36
BUECHELE DENTAL PA DBA CLERMONT FAMILY DENTISTRY		32	4	11%	36
HOLISTIC PEDIATRICS GROUP LLC		33	3	8%	36
PLANT CITY PEDIATRICS		34	2	6%	36
DOH-WEST PALM BEACH BRANCH LABORATORY		2	34	94%	36
TRADITIONAL HOME HEALTH OF PALM BEACH INC		36			36
WEST ISLIP URGENT CARE		36			36
BVL/LITTLE ANGEL PEDIATRICS		36			36
STEWARD SEBASTIAN RIVER MEDICAL CENTER		27	9	25%	36
P23 LABS		35			35
ADVANCED MEDICAL OF NAPLES LLC			35	100%	35
HR SARASOTA OPERATOR LLC		25	10	29%	35
ADVENTHEALTH EXPRESS CARE AT WALGREENS 49TH STREET		27	8	23%	35
CARDIOLOGY AND MEDICINE ASSOCIATES		26	9	26%	35
MARQUIS LABS, LLC		35			35
LAKELAND REGIONAL HEALTH LAKE MIRIAM		3	32	91%	35
ECOLAB GROUP		7	28	80%	35
VENICE REGIONAL MEDICAL CENTER BAYFRONT HEALTH		12	23	66%	35
CROSS CITY REHABILITATION AND HEALTH CARE CENTER		35			35
IRL		4	31	89%	35
BAYSHORE PATHOLOGY CONSULTANTS PA		34	1	3%	35
life Care Center of Melbourne		21	14	40%	35
ADVENT HEALTH - FISH MEMORIAL		2	33	94%	35
PENSACOLA PEDIATRICS, PA		27	7	21%	34
Palms at Ponte Vedra Assisted Livning and Memory Care		33	1	3%	34
BAY PINES MEDICAL ASSOCIATES		1	33	97%	34
WALGREENS 3173		27	7	21%	34
CORAL GABLES HOSPITAL			34	100%	34
MOLECULAR DIAGNOSTICS		1	33	97%	34
FERN PARK DEVELOPMENTAL CENTER			34	100%	34
KINDRED AT HOME		27	7	21%	34
EGLIN AFB		9	25	74%	34
CENTRA CARE – LAKE NONA		3	31	91%	34
PARAMOUNT WALK-IN CLINIC		1	33	97%	34
LAKE HOWELL FAMILY MEDICINE ASSOCIATES		28	6	18%	34
HARMONY CLINIC		1	32	97%	33
BOND CLINIC		3	30	91%	33

COVID-19: testing by laboratory

Data through Dec 29, 2020 verified as of Dec 30, 2020 at 09:25 AM

Data in this report are provisional and subject to change.

The numbers in the table below represent the number of Florida and non-Florida residents for whom test results were received by the Department of Health. A person can be tested by more than one laboratory and can have both positive and negative results. **Therefore, the sum of the numbers in each column will be larger than the total number of people tested.**

Reporting lab	Inconclusive	Negative	Positive	Percent positive	Total
DOH		17	16	48%	33
KAPG ST AUGUSTINE SENIOR HOUSING OPCO LLC		33			33
TITUSVILLE FAMILY PRACTICE		14	19	58%	33
BRISTOL AT TAMPA, THE		29	4	12%	33
EC OPCO PENSACOLA, LLC		33			33
TERRACE AT HOBE SOUND, THE	1	31	1	3%	33
AU HEALTH		27	6	18%	33
MEDLOGIC LABORATORIES		3	30	91%	33
ACCURATE DIAGNOSTIC LAB		32	1	3%	33
AYERS NURSING AND REHABILITATION CENTER		33			33
The Care Center at Pinellas Park		28	5	15%	33
AMERICAN HOUSE COCONUT POINT		31	2	6%	33
ADVENTIST HEALTH SYSTEM FLORIDA		26	7	21%	33
SH HERON EAST LLC		33			33
SANFORD MOBILE LAB PGA TOUR		32	1	3%	33
Mt Sinai Aventura			33	100%	33
Kensington Gardens		33			33
PRMG - EAST NAPLES		23	10	30%	33
AHSE ROP		32	1	3%	33
NORTHWELL HEALTH PLAINVIEW HOSPITAL LABORATORY		26	7	21%	33
ST. MARYS MEDICAL CENTER		1	32	97%	33
RITE MEDICAL CARE PC		32			32
MINUTECLINIC DIAGNOSTIC OF RHODE ISLAND, LLC #1544		31	1	3%	32
University Hospital		28	4	13%	32
ST AUGUSTINE PEDIATRIC ASSOC		30	2	6%	32
BIOFIRE		7	25	78%	32
METRO KNOXVILLE HMA		25	7	22%	32
WESTMINSTER ST AUGUSTINE		32			32
VILLAGE ON THE ISLE		27	5	16%	32
JACKSON HEALTH SYSTEM		1	31	97%	32
RASHDA ALBIBI M.D. P.A.		30	2	6%	32
FHMG- FLORIDA HOSPITAL MEDICAL GROUP		24	8	25%	32
VETERANS HOME			32	100%	32
PANCARE HEALTH GULF COUNTY		22	10	31%	32
QUICK CARE MED LLC		26	6	19%	32
FLORIDA HEALTH CARE PLANS INC		1	31	97%	32
OPIS COQUINA CENTER		32			32
PHYSICIAN ASSOCIATES LLC		26	6	19%	32
LCS SANDHILL COVE LLC DBA		31	1	3%	32
AZALEA TRACE PHYSICIAN SERVICES		32			32
MISSION OAKS ASSISTED LIVING		31	1	3%	32
Palm Garden of Largo		32			32
COLLIER HMA PHYSICIAN MANAGEMENT LLC		26	6	19%	32
ASHRAF MEDICAL GROUP PLLC DBA PULSE MD		32			32
KINDRED HOSPITAL NORTH FLORIDA		30	2	6%	32
ESCAMBIA COUNTY JAIL		18	13	42%	31
CLERMONT URGENT CARE			31	100%	31

COVID-19: testing by laboratory

Data through Dec 29, 2020 verified as of Dec 30, 2020 at 09:25 AM

Data in this report are provisional and subject to change.

The numbers in the table below represent the number of Florida and non-Florida residents for whom test results were received by the Department of Health. A person can be tested by more than one laboratory and can have both positive and negative results. **Therefore, the sum of the numbers in each column will be larger than the total number of people tested.**

Reporting lab	Inconclusive	Negative	Positive	Percent positive	Total
GRAND OAKS OF PALM CITY LLC☐	1	28	2	6%	31
BISHOP GRADY VILLAS		31			31
REGENCY PARK ASSISTED LIVING FACILITY		29	2	6%	31
Heartland Health Care Center North Sarasota		18	13	42%	31
NIGHT LITE PEDIATRICS URGENT CARE CENTER			31	100%	31
Life Care Center at Inverrary		31			31
IPSUM DIAGNOSTICS		3	28	90%	31
DISCOVERY COMMONS AT BRADENTON		31			31
ONESTOP MEDICAL AND URGENT CARE LLC		25	6	19%	31
PERSONAL PEDIATRICS		28	3	10%	31
MANOR CARE OF PALM HARBOR		31			31
REDI-MED WALK IN FAMILY CLINIC			31	100%	31
COLLIER ANESTHESIA PAIN LLC		31			31
STEWARD MEDICAL GROUP, INC		21	9	30%	30
TRADITIONAL HOME CARE INC		29	1	3%	30
PECONIC BAY MEDICAL CENTER LABORATORY		24	6	20%	30
FELICIDAD MEDICAL CENTER			30	100%	30
THE TERRACE AT IVY ACRES ALF		11	19	63%	30
Summit Medical Group, Pa DbA Citymd		28	2	7%	30
PRINCETON VILLAGE☐		27	3	10%	30
ADVENT HEALTH PRIMARY CARE PLUS, WINTER GARDEN		26	4	13%	30
AMEERAH LABS			30	100%	30
Golfview Healthcare Center		30			30
HERITAGE WATERSIDE		27	3	10%	30
BRIDGEVIEW CENTER LLC☐		27	3	10%	30
BEEHIVE HOMES OF GULF BREEZE		19	11	37%	30
ADVENT HEALTH CENTRA CARE - APOPKA NORTH		10	20	67%	30
LabCorp L#09258130 M#09258125		12	18	60%	30
SOUTHERN LABORATORY		6	24	80%	30
GOOD HEARTS COVID TESTING		8	22	73%	30
PHOSPHORUS DIAGNOSTICS		27	3	10%	30
PLAINVIEW URGENT CARE		29	1	3%	30
ERDOX		28	1	3%	29
WUESTHOFF MEMORIAL HOSPITAL			29	100%	29
ALL MY KIDS PEDIATRICS INC		18	11	38%	29
MAUREEN OROURKE-FUTEY			29	100%	29
WESTWOOD NURSING AND REHABILITATION		28	1	3%	29
WEST COAST FAMILY MEDICAL CARE		19	10	34%	29
P4CLINICAL	3	2	24	83%	29
JACKSONVILLE UNIVERSITY		27	2	7%	29
CENTRA CARE - DR. PHILLIPS		1	28	97%	29
EVERLYWELL		16	13	45%	29
NEMOURS CHILDRENS CLINIC		22	7	24%	29
COMPREHENSIVE CHILDCARE		23	6	21%	29
LAKE CITY VA MEDICAL CENTER			29	100%	29
BELVEDERE COMMONS OF SUN CITY CENTER☐		29			29
MCW MENTAL HEALTH LLC		29			29

COVID-19: testing by laboratory

Data through Dec 29, 2020 verified as of Dec 30, 2020 at 09:25 AM

Data in this report are provisional and subject to change.

The numbers in the table below represent the number of Florida and non-Florida residents for whom test results were received by the Department of Health. A person can be tested by more than one laboratory and can have both positive and negative results. **Therefore, the sum of the numbers in each column will be larger than the total number of people tested.**

Reporting lab	Inconclusive	Negative	Positive	Percent positive	Total
IMA MEDICAL GROUP POINCIANA		14	15	52%	29
TAYLORVILLE FAMILY MEDICINE		22	7	24%	29
SUNTREE INTERNAL MEDICINE		29			29
WOLFF CTR FOR CHILD & ADOLESCENT HEALTH PLLC,THE		19	10	34%	29
BALMORAL TENANT SERVICES INC		29			29
CITYMD OF MANAHAWKIN		27	2	7%	29
UNIV OF ROCHESTER-STRONG MEMORIAL HOSP		28	1	3%	29
UNION MEDICAL CARE PLLC		28			28
MEDRITE URGENT CARE		20	8	29%	28
LONGLEAF DIAGNOSTIC LABORATORIES		3	25	89%	28
NIGHT LITE PEDIATRICS CENTER LLC		8	20	71%	28
WHITE WILSON MEDICAL CENTER IMMEDIATE CARE			28	100%	28
CALADIUM PEDIATRICS		27	1	4%	28
PALM GARDEN OF JACKSONVILLE		27	1	4%	28
PRACTICE MANAGEMENT OF AMERICA, INC.		5	23	82%	28
ACTIVE SENIOR LIVING		26	2	7%	28
PORT ST LUCIE HOSPITAL		25	3	11%	28
MINUTECLINIC DIAGNOSTIC OF OHIO LLC		20	8	29%	28
MOBILE DOC FL, LLC		22	5	19%	27
EXPRESS CARE OF BELLEVIEW		27			27
CINNAMON COVE ALF		27			27
MINUTE CLINIC INCORPORATE		22	5	19%	27
LAKELAND NURSING AND REHABILITATION CENTER			27	100%	27
NORTH FLORIDA PEDIATRICS		25	2	7%	27
MAINSTREET FAMILY URGENT CARE		1	26	96%	27
SANTA BARBARA CARE CENTER		17	10	37%	27
OAKTREE HEALTHCARE			27	100%	27
UCLA HEALTHCARE CLINICAL LABS		23	4	15%	27
NORTH FLORIDA MEDICAL CENTER		25	2	7%	27
PANCARE HEALTH - MALONE CLINIC		23	4	15%	27
CDC		17	10	37%	27
SUNCOAST LABS			27	100%	27
CSL PLASMA INC		7	20	74%	27
RENAISSANCE AT THE TERRACES		27			27
HIGHLANDS LAKE CENTER		27			27
UTAH CVS PHARMACY, LLC		26	1	4%	27
UNION MEDICAL CARE		27			27
ARIZONA DEPARTMENT OF HEALTH SERVICES			27	100%	27
DELAND WELLNESS CENTER			27	100%	27
EDEN AT CRESTVIEW		12	15	56%	27
CONNECTICUT DEPARTMENT OF HEALTH		22	5	19%	27
LONG ISLAND JEWISH MED CTR		25	1	4%	26
PULMONARY SPECIALISTS OF THE PALM BEACHES		16	10	38%	26
THE MINIER URGENT CARE		20	6	23%	26
LOOP PEDIATRICS		22	4	15%	26
PALM BAY HOSPITAL			26	100%	26
LINCOLN DIAGNOSTIC LAB		25	1	4%	26

COVID-19: testing by laboratory

Data through Dec 29, 2020 verified as of Dec 30, 2020 at 09:25 AM

Data in this report are provisional and subject to change.

The numbers in the table below represent the number of Florida and non-Florida residents for whom test results were received by the Department of Health. A person can be tested by more than one laboratory and can have both positive and negative results. **Therefore, the sum of the numbers in each column will be larger than the total number of people tested.**

Reporting lab	Inconclusive	Negative	Positive	Percent positive	Total
MONCRIEF ARMY HEALTH CLINIC			26	100%	26
CDR MAGUIRE - MIAMI BEACH CC MISSION 17388		2	24	92%	26
WILLOWBROOKE COURT AT ST ANDREWS ESTATES		22	4	15%	26
ISLAND URGENT CARE PLLC		26			26
CENTRA CARE – SAND LAKE		1	25	96%	26
HOSPICE OF THE TREASURE COAST		24	2	8%	26
HEALTH FIRST - VIERA HOSPITAL		1	25	96%	26
PORT CHARLOTTE REHABILITATION CENTER		22	4	15%	26
MINUTE CLINIC LLC #2216		25	1	4%	26
ADVENT HEALTH PARTIN SETTLEMENT HEALTH PARK		18	8	31%	26
CDR MAGUIRE INC	1	2	22	88%	25
WALK IN MEDICAL URGENT CARE		25			25
BAY COUNTY SHERIFFS OFFICE JAIL FACILITY		21	4	16%	25
ADVENT HEALTH CENTRA CARE - LAKE BUTLER BOULEVARD			25	100%	25
RJ LEE GROUP	1	23	1	4%	25
PENSACOLA DEVELOPMENTAL CENTER		9	16	64%	25
LEVY COUNTY DEPARTMENT OF HEALTH		20	5	20%	25
LAFAYETTE NURSING AND REHABILITATION CENTER		25			25
UNIPATH		18	7	28%	25
ST. CLOUD HOSPITAL		20	5	20%	25
JACKSON COUNTY HEALTH DEPARTMENT		12	13	52%	25
FIRSTCARE CLINIC		7	18	72%	25
FAMILY CARE PARTNERS		15	10	40%	25
BOCA BIOLISTIC REFERENCE LAB			25	100%	25
WOMENS CARE FLORIDA LABORATORY		25			25
SANITAS		4	21	84%	25
ARCPPOINT LABS OF FORT LAUDERDALE		25			25
WALGREENS 6221		24	1	4%	25
MAGNOLIA MEDICAL CLINIC		1	24	96%	25
JAMAICA HOSPITAL MEDICAL CENTER		23	2	8%	25
WAVE CREST HEALTH AND REHABILITATION CENTER		25			25
GRAMERCY PARK URGENT CARE		25			25
STATEN ISLAND UNIVERSITY HOSPITAL-POUCH		25			25
L&S SENIOR CARE DBA ARCADIA OAKS		24			24
MADWAR		19	5	21%	24
BROOKDALE JENSEN BEACH		24			24
TRUGENX		1	23	96%	24
WESTMINSTER WOODS ON JULINGTON CREEK		22	2	8%	24
BONIFAY NURSING AND REHAB CENTER			24	100%	24
WELLNOW URGENT CARE		23	1	4%	24
PORT SAINT JOHN FAMILY PRACTICE		18	6	25%	24
MEDCOMP SCIENCES			24	100%	24
SEVEN HILLS HEALTH AND REHABILITATION CENTER		24			24
HERITAGE OAKS ASSISTED LIVING & MEMORY CARE		20	4	17%	24
PHYSICIANS PRIMARY CARE OF SW FLORIDA PL		24			24
ROYAL PALM SENIOR RESIDENCE		24			24
SENIOR HEALTH OF WINTER PARK DUNDEE		24			24

COVID-19: testing by laboratory

Data through Dec 29, 2020 verified as of Dec 30, 2020 at 09:25 AM

Data in this report are provisional and subject to change.

The numbers in the table below represent the number of Florida and non-Florida residents for whom test results were received by the Department of Health. A person can be tested by more than one laboratory and can have both positive and negative results. **Therefore, the sum of the numbers in each column will be larger than the total number of people tested.**

Reporting lab	Inconclusive	Negative	Positive	Percent positive	Total
LABORATORY DYNAMICS		20	4	17%	24
LAKE GIBSON VILLAGE, LLC		24			24
AFTER HOURS PEDIATRICS			24	100%	24
WEST		14	10	42%	24
LINCOLN MEDICAL AND MENTAL HEALTH CENTER		23	1	4%	24
ELMCROFT PINECREST		24			24
BETHESDA HEALTH URGENT CARE			24	100%	24
BURRY'S PHARMACY INC		12	12	50%	24
University Hills health and Rehabilitation		15	9	38%	24
STUART LODGE LIVING LLC		4	20	83%	24
SPRING MANOR ASSISTED LIVING		24			24
THE CHAPPEL GROUP RESEARCH		24			24
HENNEPIN COUNTY MEDICAL CENTER (HCMC)		13	11	46%	24
TARPON BAYOU CENTER			24	100%	24
MINUTECLINIC DIAGNOSTIC		24			24
HOME CARE PHARMACY		24			24
SOUTHSIDE HOSPITAL NORTHWELL HEALTH LABORATORY		22	2	8%	24
AVENTIS BIO-SERVICES CTL		24			24
COURTYARDS OF ORLANDO		24			24
MINUTECLINIC DIAGNOSTIC OF RHODE ISLAND, LLC #212		24			24
MOOSEHAVEN HEALTH CENTER		12	12	50%	24
VILLAGES REHABILITATION AND NURSING CENTER		24			24
SEA PINES REHABILITATION HOSPITAL		24			24
RADIOLOGY ASSOCIATES OF VENICE AND ENGLEWOOD		23	1	4%	24
HERNANDO ENDOSCOPY AND SURGERY CENTER		17	7	29%	24
MENORAH HOUSE		23	1	4%	24
VASSAR BROTHERS MEDICAL CENTER LABORATORY		22	1	4%	23
RENAISSANCE SENIOR LIVING	1	22			23
WILLOW BROOKE COURT AT AZALEA TRACE		23			23
UNIVERSITY HILLS HEALTH AND REHABILITATION CENTER		18	5	22%	23
STATE LAB		2	21	91%	23
CENTRAL FLORIDA PEDIATRICS		13	10	43%	23
EGL GENETIC DIAGNOSTICS		1	22	96%	23
TURNING POINT OF TAMPA		20	3	13%	23
WEST VOLUSIA FAMILY AND SPORTS MEDICINE		23			23
ORLANDO LUTHERAN TOWERS ASSISTED LIVING		23			23
EAST HILL MEDICAL GROUP		17	6	26%	23
NOBLE SENIOR LIVING		3	20	87%	23
SOLARIS SENIOR LIVING OF MERRITT ISLAND		23			23
PROFESSIONAL HEALTH EXAMINERS		19	4	17%	23
PANCARE HEALTH - FREEPORT CLINIC SUITE B		20	3	13%	23
BARTON HEALTH ALLIANCE		1	22	96%	23
RIVERHEAD URGENT CARE		22	1	4%	23
UF HEALTH NORTH JACKSONVILLE			23	100%	23
ISLAND COAST PEDIATRICS PA		22	1	4%	23
PARK WEST MEDICAL CENTER		22	1	4%	23
THE TERRACE OF JACKSONVILLE		3	20	87%	23

COVID-19: testing by laboratory

Data through Dec 29, 2020 verified as of Dec 30, 2020 at 09:25 AM

Data in this report are provisional and subject to change.

The numbers in the table below represent the number of Florida and non-Florida residents for whom test results were received by the Department of Health. A person can be tested by more than one laboratory and can have both positive and negative results. **Therefore, the sum of the numbers in each column will be larger than the total number of people tested.**

Reporting lab	Inconclusive	Negative	Positive	Percent positive	Total
FHMG-FLORIDA HOSPITAL MEDICAL GROUP		20	3	13%	23
S-H THIRTY FIVE OPCO - LUTZ, LLC		23			23
DEVELOPMENTAL DISABILITIES DEFENDANT PROGRAM		23			23
CARE ONE OF FLORIDA		8	15	65%	23
PENSACOLA PEDIATRICS - PACE		16	7	30%	23
NEW JERSEY		22	1	4%	23
TGH URGENT CARE - RIVERVIEW			22	100%	22
PREMISE HEALTH MIA			22	100%	22
BAPTIST HEALTH SOUTH FLORIDA - WEST BOCA URGENT CARE			22	100%	22
FINLAY C. LABORATORY		3	19	86%	22
KEY PRIMARY CARE			22	100%	22
MILLENNIUM PHYSICIAN GROUP LLC		18	4	18%	22
HOSPICE OF MARTIN & ST LUCIE, INC		22			22
WESTPAC LABS		1	21	95%	22
FIRST CHOICE PEDIATRICS LOOP		20	2	9%	22
APOLLO SURGERY CENTER		20	2	9%	22
BROOKDALE UNIVERSITY HOSPITAL		21	1	5%	22
PRIMECARE AT TWIN LAKES			22	100%	22
UNIVERSITY MEDICAL CTR OF PRINCETON AT		20	2	9%	22
NIGHT LITE PEDIATRIC CENTER		10	12	55%	22
MOBILE DIVISION LABORATORY		7	15	68%	22
DIACARTA INC.		22			22
SARASOTA MEMORIAL NURSING & REHABILITATION CTR		22			22
WASHINGTON COUNTY HEALTH DEPARTMENT		11	11	50%	22
ADVENT HEALTH - LAKE MARY PEDIATRICS		15	7	32%	22
FLORIDA PEDIATRICS		6	16	73%	22
MAKO MEDICAL		14	8	36%	22
COLONY CARE CENTER		13	9	41%	22
ROCKLEDEGE REGIONAL MEDICAL CENTER		17	5	23%	22
Citymd Of Toms River		20	2	9%	22
SUNQUEST		3	19	86%	22
WARDE MEDICAL LABORATORY		15	7	32%	22
WUESTHOFF MEDICAL CENTER-MELBOURNE			22	100%	22
MADISON COUNTY MEMORIAL HOSP		12	10	45%	22
BULLS HEAD URGENT CARE		22			22
TEN HEALTHCARE		6	16	73%	22
GASTROENTEROLOGY ASSOCIATES OF PENSACOLA PA		20	1	5%	21
CORNERSTONE MEDICAL CARE OF BRANDON PL		18	3	14%	21
INTERNATIONAL MEDICAL LABORATORY INC		21			21
PANCARE HEALTH - BONIFAY K-8			21	100%	21
NURSES HELPING HANDS INC ALF		21			21
FLORIDA DEPARTMENT OF HEALTH IN TAYLOR COUNTY		16	5	24%	21
CITRUS COUNTY HEALTH DEPARTMENT		20	1	5%	21
INNOVATION CLINICAL TRIALS, INC			21	100%	21
UPMC CHAUTAUQUA AT WCA LABORATORY		20	1	5%	21
SANDBAY URGENT CARE		15	6	29%	21
WEST BROWARD CARE CENTER		20	1	5%	21

COVID-19: testing by laboratory

Data through Dec 29, 2020 verified as of Dec 30, 2020 at 09:25 AM

Data in this report are provisional and subject to change.

The numbers in the table below represent the number of Florida and non-Florida residents for whom test results were received by the Department of Health. A person can be tested by more than one laboratory and can have both positive and negative results. **Therefore, the sum of the numbers in each column will be larger than the total number of people tested.**

Reporting lab	Inconclusive	Negative	Positive	Percent positive	Total
MONTEFIORE NEW ROCHELLE HOSPITAL		20	1	5%	21
PATHGROUP			21	100%	21
CLINICAL PATHOLOGY LABORATORIES SOUTHEAST			21	100%	21
GENESIS DERMATOLOGY		19	2	10%	21
THE RESIDENCE AT TIMBER PINES		21			21
ST JUDE CHILDRENS RESEARCH HOSPITAL		21			21
AMERICAN ESOTERIC LABORATORIES		6	15	71%	21
GOOD SAMARITAN HOSPITAL LABORATORY		18	3	14%	21
ADVENT HEALTH CARE CENTER		21			21
PHYSICIANS STAT		2	19	90%	21
WINDERMERE MEDICAL CENTER		18	3	14%	21
VALENCIA HOUSE ALF		21			21
HOLY NAME HOSPITAL LABORATORY		20	1	5%	21
CROSSWINDS HEALTH AND REHABILITATION CENTER		21			21
MOBILE MEDICAL ASSOCIATES PL		9	12	57%	21
TIDEWELL HOSPICE INC		19	2	10%	21
Cross Gardens Care Center		20			20
CARENOW - DOWNTOWN NORTH GULCH		20			20
CL BRUMBACK PRIMARY CARE CLINIC LANTANA		2	18	90%	20
REDITUS LABORATORIES			20	100%	20
HENDRY REGIONAL CORPORATE HEALTH			20	100%	20
ARDEN COURTS OF WINTER SPRINGS		18	2	10%	20
CALHOUN COUNTY HEALTH DEPT		5	15	75%	20
VETERANS AFFAIRS MEDICAL CENTER - NEW YORK HARBOR		19	1	5%	20
MINUTECLINIC, LLC #08366		15	5	25%	20
CHILDREN'S MEDICAL CENTER			20	100%	20
ROCKLEDGE FAMILY HEALTH			20	100%	20
CVS		1	19	95%	20
Wiregrass Rehabilitation Center and Nursing Home		20			20
HEARTLAND HEALTHCARE AND REHAB CENTER			20	100%	20
HEALTHY MINORS, LLC.		20			20
BAY PEDIATRICS PA		18	2	10%	20
FLORIDA PEDIATRIC GROUP PA		19	1	5%	20
BROWARD HEALTH IMPERIAL POINT NURSING			20	100%	20
NEUROINTERNATIONAL SARASOTA		18	2	10%	20
NORTH CAROLINA DEPARTMENT OF HEALTH & HUMAN SERVICES			20	100%	20
MADISON COUNTY MEMORIAL HOSPITAL LABORATORY		14	6	30%	20
STETSON UNIVERSITY STUDENT HEALTH CENTER		3	17	85%	20
POARCH BANC CREEK INDIANS TRIBAL HEALTH DEPARTMENT			20	100%	20
CHIPOLA MEDICAL ASSOCIATES		4	16	80%	20
TGH MEDICAL GROUP LABORATORY CARROLLWOOD			20	100%	20
MEDICAL EXPRESS CORP		18	2	10%	20
NORTH FLORIDA PEDIATRICS - JACKSONVILLE		18	2	10%	20
CENTRAL FLORIDA HEALTH CARE INC		2	18	90%	20
ROYAL CARE OF AVON PARK		18	2	10%	20
RIVERWOOD HEALTH NH LLC		20			20
MAYO CLINIC JACKSONVILLE		1	19	95%	20

COVID-19: testing by laboratory

Data through Dec 29, 2020 verified as of Dec 30, 2020 at 09:25 AM

Data in this report are provisional and subject to change.

The numbers in the table below represent the number of Florida and non-Florida residents for whom test results were received by the Department of Health. A person can be tested by more than one laboratory and can have both positive and negative results. **Therefore, the sum of the numbers in each column will be larger than the total number of people tested.**

Reporting lab	Inconclusive	Negative	Positive	Percent positive	Total
FLORIDA HOSPITAL LABS		11	9	45%	20
ENGLEWOOD HOSPITAL AND MEDICAL CENTER		16	4	20%	20
HUNT CLUB PEDIATRIC ASSOCIATES LLC		19	1	5%	20
MICHAEL AKPEKE MD		12	8	40%	20
LAKE WORTH MANOR		19	1	5%	20
POINT OF CARE CLINICS PRIMARY CARE		20			20
LABORATORY ALLIANCE OF CENTRAL NEW YORK		19	1	5%	20
MINUTECLINIC DIAGNOSTIC OF SOUTH CARO		16	4	20%	20
MED HEALTH SERVICES		18	1	5%	19
MINUTE CLINIC, LLC DBA MINUTECLINIC #4505		18	1	5%	19
PALM BEACH COUNTY FIRE RESCUE		17	2	11%	19
INSTITUTE OF PATHOLOGY KINGS COUNTY		19			19
MED PLUS FLORENCE		15	4	21%	19
LAB INTERMARKET FACILITY LAB		1	18	95%	19
JEFFERSON K-12, A SOMERSET SCHOOL- CLINIC		16	3	16%	19
BAYVIEW MEDICAL		19			19
NORTH CENTRAL BRONX HOSPITAL		18	1	5%	19
EMERGENCY PHYSICIANS MEDICAL CENTER LLC		10	9	47%	19
220 GOLDEN, LLC		19			19
BETHUNE-COOKMAN UNIVERSITY		1	18	95%	19
INTEGRATED REGIONAL LABORATORIES - LARGO			19	100%	19
MORTON PLANT HOSPITAL NURSING			19	100%	19
RESIDENCE AT BAY VUE		18	1	5%	19
HARBORCHASE OF WELLINGTON CROSSING		18	1	5%	19
ST PETER'S BENDER LABORATORY		19			19
STONE WASH CLINICAL LABORATORIES		2	17	89%	19
ACCESS 365 URGENT CARE		7	12	63%	19
ESOTERIX GENETIC LABORATORIES		16	3	16%	19
SEVEN RIVERS REGIONAL MEDICAL CENTER		5	14	74%	19
LAKE WALES OPERATING GROUP LLC		18	1	5%	19
THE COMMONWEALTH OF MASSACHUSETTS			19	100%	19
INN AT ASTON GARDENS AT PELICAN POINTE,THE		19			19
INTERCOASTAL MEDICAL GROUP			19	100%	19
GENTIVA HEALTH SERVICES CERTIFIED INC		19			19
MIDDLETOWN MEDICAL P C		12	7	37%	19
GREEN GABLES ASSISTED LIVING FACILITY		19			19
NANO HEALTH ASSOCIATES LLC		19			19
GENERAL INTERNAL MEDICINE MEDICAL CTR CLINIC		13	5	28%	18
HARBOUR ISLAND PEDIATRICS		12	6	33%	18
ESTATES MEDICAL CENTER		12	6	33%	18
Hampton Court Nursing and Rehabilitation Center		17	1	6%	18
STEWART MEDICAL GROUP INC			18	100%	18
MOORINGS PARK OAKSTONE AT GREY OAKS		17	1	6%	18
CAREMED INTERNAL MEDICINE			18	100%	18
PRIME CARE ONE LLC/HARBORCHASE OF VENICE			18	100%	18
DAVID LAWRENCE CENTER		15	3	17%	18
COLORADO DEPARTMENT OF HEALTH LABORATORY SERVICES DIVISION			18	100%	18

COVID-19: testing by laboratory

Data through Dec 29, 2020 verified as of Dec 30, 2020 at 09:25 AM

Data in this report are provisional and subject to change.

The numbers in the table below represent the number of Florida and non-Florida residents for whom test results were received by the Department of Health. A person can be tested by more than one laboratory and can have both positive and negative results. **Therefore, the sum of the numbers in each column will be larger than the total number of people tested.**

Reporting lab	Inconclusive	Negative	Positive	Percent positive	Total
JACKSON NORTH MEDICAL CENTER		2	16	89%	18
CLERMONT ADVENTHEALTH CENTRA CARE			18	100%	18
ADVENTHEALTH MEDICAL GROUP PROMPT CAR		11	7	39%	18
MADISON CORE LABORATORIES		17	1	6%	18
FLORIDA COMMUNITY HEALTH CENTER OF ST. LUCIE		1	17	94%	18
JOHNS HOPKINS CHILDREN'S HOSPITAL			18	100%	18
ASURANCE SCIENTIFIC LABORATORIES		18			18
XPRESS WELLNESS URGENT CARE			18	100%	18
ADVENTHEALTH EXPRESS CARE AT			18	100%	18
MEDEXPRESS URGENT CARE - BLOOMINGTON		16	2	11%	18
MARION COUNTY HEALTH DEPARTMENT		17	1	6%	18
WALGREENS 9627		17	1	6%	18
HARTFORD HOSPITAL ANCILLARY LAB		17	1	6%	18
BERNHARDT LABORATORIES		6	12	67%	18
XPRESS URGENT CARE		17	1	6%	18
PROFESSIONAL URGENT CARE SERVICES		13	5	28%	18
DCH REGIONAL MEDICAL CENTER LABORATORY		17	1	6%	18
BRANDON COMMUNITY HEALTH CENTER		11	7	39%	18
TOTAL RENAL LABORATORIES INC		13	5	28%	18
NORTH PINELLAS CHILDRENS MEDICAL CENTER			18	100%	18
FAMILY CARE CYPRESS CREEK		1	17	94%	18
ALAN A SMITH MD LLC		17	1	6%	18
MARATHON HEALTH FOR LIFE		16	2	11%	18
NOVANT HEALTH		14	4	22%	18
MORTON PLANT			18	100%	18
TPCA CLINICAL LABORATORIES		15	3	17%	18
GLEN COVE HOSPITAL		18			18
AVALON PARK RETIREMENT RESIDENCE		18			18
ST ELIZABETH MEDICAL CENTER LABORATORY		16	1	6%	17
Lanier Rehab			17	100%	17
UVMC MICROBIOLOGY		16	1	6%	17
ORLANDO VA MEDICAL CENTER			17	100%	17
TENNESSEE DEPARTMENT OF HEALTH		13	4	24%	17
URGENT CARE USA			17	100%	17
BAHIA OAKS LODGE		16	1	6%	17
Cleveland Clinic Laboratories		4	13	76%	17
EMERITUS AT NAPLES	1	16			17
CARE CENTERS OF NASSAU		16	1	6%	17
AMMON ANALYTICAL LABORATORIES		15	2	12%	17
ST. JUDES LABORATORIES		12	5	29%	17
COAST MED URGENT CARE		16	1	6%	17
WINTER PARK FAMILY PRACTICE LLC		17			17
ANDALUSIA HEALTH		9	8	47%	17
OPTUMCARE FLORIDA LLC		1	16	94%	17
MINUTECLINIC DIAGNOSTIC OF NORTH CAROL		13	4	24%	17
LABCORP BURLINGTON		4	13	76%	17
FAST PACE MEDICAL CLINIC, PLLC		15	2	12%	17

COVID-19: testing by laboratory

Data through Dec 29, 2020 verified as of Dec 30, 2020 at 09:25 AM

Data in this report are provisional and subject to change.

The numbers in the table below represent the number of Florida and non-Florida residents for whom test results were received by the Department of Health. A person can be tested by more than one laboratory and can have both positive and negative results. **Therefore, the sum of the numbers in each column will be larger than the total number of people tested.**

Reporting lab	Inconclusive	Negative	Positive	Percent positive	Total
ALABAMA CLINICS		8	9	53%	17
KIVA AT CANTERBURY			17	100%	17
MINUTECLINIC DIAGNOSTIC OF NEW JERSEY		16	1	6%	17
WALGREEN EASTERN CO, INC		17			17
LONG TERM CARE OF GULF BREEZE LLC		17			17
WALGREENS COVID-19		14	3	18%	17
GEORGE SAFRAN MD PC		15	2	12%	17
BROOKWOOD BAPTIST MEDICAL CENTER		16	1	6%	17
HEALTHCARE NOW			17	100%	17
SAMFORD UNIVERSITY HEALTH SERVICES		16	1	6%	17
LIFE CARE CENTER OF JACKSONVILLE			17	100%	17
TALLAHASSEE DEVELOPMENTAL CENTER		17			17
CONSOLIDATED LAB SERVICES		8	9	53%	17
PSL NAPLES BH OPERATIONS, LLC		17			17
CONNECTDX		4	13	76%	17
CARESPOT		1	16	94%	17
BOND AND STEELE CLINIC, PA		15	2	12%	17
ASCENSION ST VINCENT'S PRIMARY CARE			17	100%	17
FAMILY EXTENDED CARE OF PUNTA GORDA		17			17
MICHIGAN DEPARTMENT OF HEALTH AND HUMAN SERVICES			17	100%	17
DALE MEDICAL CENTER		11	5	31%	16
HEALTH CENTRAL HOSPITAL			16	100%	16
MEDEXPRESS - BLOOMIN BRANDS		4	12	75%	16
WALTON PLACE		16			16
XERA MED RESEARCH			16	100%	16
URGENT CARE WEST CLINIC		14	2	13%	16
JUPITER MEDICAL CENTER			16	100%	16
HARMONY HEALTH OPCO, LLC		15	1	6%	16
PANCARE HEALTH - JACKSON COUNTY		10	6	38%	16
SRMC AVALON		9	7	44%	16
BOZEMAN HEALTH DEACONESS HOSPITAL		13	3	19%	16
MINUTE CLINIC DIAGNOSTIC OF SC, LLC #75		15	1	6%	16
ALL FLORIDA FAMILY & SPORTS MEDICINE		15	1	6%	16
MILLENNIUM PHYSICIAN GRP LLC NAPLES PINE RIDGE			16	100%	16
DESOTO PALMS ALF		16			16
BONIFAY NURSING AND REHABILITATION CENTER			16	100%	16
INTERNAL MEDICINE ASSOCIATES & SPECIALTIES INC		15	1	6%	16
RITECARE MEDICAL CENTER			16	100%	16
CLINICAL PATHOLOGY LABS INC		16			16
BIOREFERENCE LABORATORIES INC		3	13	81%	16
MARION PEDIATRICS PA		13	3	19%	16
EASTERN SHORE URGENT CARE		9	7	44%	16
APOLLO HEALTH & REHABILITATION		11	5	31%	16
PRIMECARE OF DOTHAN-DALEVILLE CLINIC		14	2	13%	16
MORRIS PARK URGENT CARE		13	3	19%	16
FAST TRACK URGENT CARE CENTER - TYRONE			16	100%	16
REGENEXX TAMPA BAY		14	2	13%	16

COVID-19: testing by laboratory

Data through Dec 29, 2020 verified as of Dec 30, 2020 at 09:25 AM

Data in this report are provisional and subject to change.

The numbers in the table below represent the number of Florida and non-Florida residents for whom test results were received by the Department of Health. A person can be tested by more than one laboratory and can have both positive and negative results. **Therefore, the sum of the numbers in each column will be larger than the total number of people tested.**

Reporting lab	Inconclusive	Negative	Positive	Percent positive	Total
PALMETTO PEDIATRICS			16	100%	16
COUNTY OF LOS ANGELES			16	100%	16
HAWKINS FAMILY MEDICINE LLC		10	6	38%	16
MICHELLE S PAGE MD PA		16			16
ADVENT HEALTH CENTRA CARE - LAKE BUENA VISTA			16	100%	16
URGENT CARE CLINIC OF LINCOLN		14	2	13%	16
ERIC C MARSHAL MD, PC DBA MINUTECLINIC		15	1	6%	16
CRUCIAL CARE		10	6	38%	16
JOSEPH MIGNOGNA		13	3	19%	16
ALL PEDIATRIC CARE			16	100%	16
FLAGLER HOSPITAL INC	2		14	88%	16
ARTHREX MEDICAL CENTER		10	6	38%	16
NO NAME		8	8	50%	16
STUART REHABILITATION AND HEALTHCARE		4	12	75%	16
CAPE CORAL HOSPITAL ABG LABORATORY		10	6	38%	16
ADVANCED EMURGENT CARE		8	8	50%	16
HOWARD BEACH URGENT CARE		16			16
ASHTON PLACE	1	13	2	13%	16
MARTHA'S HOUSE & ASSISTED LIVING FACILITY		16			16
KEY WEST MEDICAL CENTER	1	14			15
ADVENT HEALTH - ZEPHYRHILLS			15	100%	15
MINUTECLINIC DIAGNOSTIC OF KANSAS, PA		14	1	7%	15
SINAI HOSPITAL OF BALTIMORE		15			15
NOVANT HEALTH GOHEALTH URGENT CARE-HARRISBURG		8	7	47%	15
DIATHERIX		13	2	13%	15
HUNT CLUB MEDICAL		12	3	20%	15
SPEARHEAD MEDICAL			15	100%	15
CANTON-POTSDAM HOSPITAL LABORATORY		15			15
MINUTECLINIC DIAGNOSTIC OF NORTH CARO		14	1	7%	15
HELIX DIAGNOSTICS			15	100%	15
Z UROLOGY		15			15
LONG BEACH URGENT CARE		15			15
MILTON 4707		15			15
AURORA DIAGNOSTICS		3	12	80%	15
UM MILLER SCHOOL OF MEDICINE			15	100%	15
MEADOWCREST MOLECULAR DIAGNOSTICS, LLC			15	100%	15
ORLANDO HEALTH		2	13	87%	15
PINES NURSING HOME		14	1	7%	15
WEINBERG VILLAGE		15			15
NEWYORK-PRESBYTERIAN/ LAWRENCE HOSPITAL LABORATORY		13	2	13%	15
FAMILY CARE CENTER OF ARLINGTON		10	5	33%	15
PALMS REHABILITATION AND HEALTHCARE CENTER		12	3	20%	15
HOLLEY-NAVARRE MEDICAL CLINIC		5	10	67%	15
ADIRONDACK MEDICAL CENTER		15			15
HODGES CLUSTER		2	13	87%	15
PROFESSIONAL PEDIATRICS		14	1	7%	15
OAKMONTE VILLAGE		14	1	7%	15

COVID-19: testing by laboratory

Data through Dec 29, 2020 verified as of Dec 30, 2020 at 09:25 AM

Data in this report are provisional and subject to change.

The numbers in the table below represent the number of Florida and non-Florida residents for whom test results were received by the Department of Health. A person can be tested by more than one laboratory and can have both positive and negative results. **Therefore, the sum of the numbers in each column will be larger than the total number of people tested.**

Reporting lab	Inconclusive	Negative	Positive	Percent positive	Total
MARIANNA HEALTH AND REHABILITATION CENTER		15			15
UAH STUDENT HEALTH CENTER		10	5	33%	15
WEISS PEDIATRIC CARE LLC		14	1	7%	15
TIMBERLANE LODGE ALF		8	7	47%	15
TELEVISIT MALABAR PEDIATRICS		5	10	67%	15
ST CATHERINE OF SIENA HOSPITAL		14	1	7%	15
EASTLAKE PEDIATRICS - TRINITY		15			15
ADVENT HEALTH EXPRESS		9	5	36%	14
NEW YORK PRESBYTERIAN - ALLEN HOSPITAL		14			14
WIREGRASS CLINIC LLC		12	2	14%	14
COMMUNITY MEDICAL CARE CENTER INC			14	100%	14
SIGNATURE HEALTHCARE OF ORANGE PARK		14			14
SUMTER PEDIATRICS		14			14
EPIPHANY HEALTH		8	6	43%	14
ARBOR TERRACE ORTEGA LLC		14			14
M&V SAN JOSE MEDICAL CENTER			14	100%	14
Salerno Bay Health & Rehabilitation Center		11	3	21%	14
TOTTENVILLE CIRCLE URGENT CARE		14			14
MISIR DRUGS LLC		9	5	36%	14
HEALTHFIRST ADVENT HEALTH CENTRA CARE COCOA BEACH			14	100%	14
POLK CHD BARTOW		13	1	7%	14
WELLINGTON FAMILY PRACTICE		13	1	7%	14
SYNIVERSE WELLNESS CENTER		12	2	14%	14
NEW YORK METHODIST HOSPITAL		13	1	7%	14
OSCEOLA ALF OPERATOR, LLC DBA□		14			14
NORTHWESTERN MEMORIAL HOSPITAL			14	100%	14
OKEECHOBEE HEALTHCARE FACILITY			14	100%	14
BIO-TECH CLINICAL LABORATORIES INC		14			14
PALMS MEDICAL GROUP - LAKE CITY WEST		3	11	79%	14
SHORE MEMORIAL HOSPITAL		13	1	7%	14
GRAND VILLA OF ST. PETERSBURG		12	2	14%	14
ROBERT WOOD JOHNSON UNIVERSITY HOSP		12	2	14%	14
ADVANCED URGENT CARE		12	2	14%	14
EPIC REFERENCE LABS INC			14	100%	14
FLORIDA HOSPITAL WINTER GARDEN		13	1	7%	14
BENTON HOUSE OF PORT ORANGE		8	6	43%	14
ROADS PEDIATRICS,LLC		13	1	7%	14
CARESPOT OF NOCATEE			14	100%	14
SUMMIT MEDICAL GROUP - 75 E NORTHFIELD		12	2	14%	14
HORIZON ALF		14			14
ST JOSEPH HOSPITAL		13	1	7%	14
THE CANOPY AT HARPER LAKE	1		13	93%	14
BOCA SIMON		2	12	86%	14
ASTORIA HEALTH AND REHABILITATION CENTER		13	1	7%	14
THOMAS INTERNAL MEDICINE		13	1	7%	14
MEDEMERGE		13	1	7%	14
EXPRESS FAMILY CARE LLC			14	100%	14

COVID-19: testing by laboratory

Data through Dec 29, 2020 verified as of Dec 30, 2020 at 09:25 AM

Data in this report are provisional and subject to change.

The numbers in the table below represent the number of Florida and non-Florida residents for whom test results were received by the Department of Health. A person can be tested by more than one laboratory and can have both positive and negative results. **Therefore, the sum of the numbers in each column will be larger than the total number of people tested.**

Reporting lab	Inconclusive	Negative	Positive	Percent positive	Total
Belleair Healthcare Center		8	6	43%	14
MIAMI CLINICAL RESEARCH CORP			14	100%	14
LAKEVIEW HEALTH CARE SYSTEMS		4	10	71%	14
FORT SANDERS REGIONAL LABORATORY		14			14
PONCE PLAZA NURSING & REHAB CENTER		3	11	79%	14
ALAN L MELOTEK MD		14			14
FUNGAL REFERENCE LABORATORY		12	2	14%	14
ST VINCENT'S EAST		12	1	8%	13
PHELPS HOSPITAL LABORATORY		11	2	15%	13
ESCAMBIA COMMUNITY CLINIC		2	11	85%	13
CORE LABORATORY		1	12	92%	13
GRACE MEDICAL HOME		11	2	15%	13
REGENCY OAKS HEALTH CENTER		11	2	15%	13
UNION CHD		12	1	8%	13
SHELBY COUNTY HEALTH CARE CORPORATION		10	3	23%	13
FORT WALTON BEACH DEVELOPMENTAL CENTER		12	1	8%	13
MEDEXPRESS URGENT CARE LEWISBURG		13			13
RESOLVE MOLECULAR DIAGNOSTICS		11	2	15%	13
CLEVELAND CLINIC			13	100%	13
UNIVERSITY LAB			13	100%	13
BROOKLYN HOSPITAL CENTER DOWNTOWN CAMPUS		13			13
BAPTIST MEDICAL CENTER EAST		10	3	23%	13
CLINICAL LABORATORY SERVICES			13	100%	13
JOSEPH SCHENKER MD PC DBA CENTERS URGENT		11	2	15%	13
COLLEGE POINT URGENT CARE		12	1	8%	13
PROMEDICA LABORATORIES		11	2	15%	13
REGENCY SQUARE MALL - SEARS		2	11	85%	13
ROCKLEDGE		3	10	77%	13
PARKWEST MEDICAL CENTER		11	2	15%	13
SOUTHEAST FAMILY HEALTHCARE CENTER			13	100%	13
HALIFAX HEALTH URGENT CARE		2	11	85%	13
Sunnyside Care Center		13			13
Cross Care Center			13	100%	13
VILLA OF KINGS AND QUEENS OF DELRAY		13			13
GROWING TOGETHER PEDIATRICS, LLC		10	3	23%	13
HEALTH MED CENTERS		13			13
OPIS ISLAND LAKE CENTER		13			13
RIVERSIDE COTTAGES AT THE SHORES, LLC			13	100%	13
MD BEAUTY LABS, PA		12	1	8%	13
JUST FOR KIDS PEDIATRICS		5	8	62%	13
LAKE PLACID HEALTH AND REHABILITATION			13	100%	13
PRATTVILLE BAPTIST HOSPITAL		11	2	15%	13
MERCY MEDICAL URGENT CARE CENTER INC		2	11	85%	13
IN-OFFICE LAB		12	1	8%	13
SPRINGWOOD COURT		8	5	38%	13
BAPTIST MEMORIAL HEALTH CARE		11	2	15%	13
ALTAMONTE MD			13	100%	13

COVID-19: testing by laboratory

Data through Dec 29, 2020 verified as of Dec 30, 2020 at 09:25 AM

Data in this report are provisional and subject to change.

The numbers in the table below represent the number of Florida and non-Florida residents for whom test results were received by the Department of Health. A person can be tested by more than one laboratory and can have both positive and negative results. **Therefore, the sum of the numbers in each column will be larger than the total number of people tested.**

Reporting lab	Inconclusive	Negative	Positive	Percent positive	Total
BROOKDALE CANOPY OAKS			13	100%	13
DYNAMIC DNA LAB		1	12	92%	13
EAR NOSE & THROAT ASSOCIATES OF MANATEE PA		13			13
FLORIDA STATE HOSPITAL			13	100%	13
Gabisa Medical LLC		13			13
ROWLETT MIDDLE ACADEMY		11	2	15%	13
BROOKDALE DELAND			13	100%	13
FAMILY AND INTERNAL MEDICINE AT AVALON PARK		11	2	15%	13
TOTAL ACCESS URGENT CARE			13	100%	13
LONG ISLAND JEWISH VALLEY STREAM		12			12
DEPT OF VA MEDICAL CENTER - BAY PINES			12	100%	12
ORANGE REGIONAL MEDICAL CENTER LABORATORY		10	2	17%	12
JEFFERSON COUNTY HEALTH DEPARTMENT-MONTICELLO		7	5	42%	12
IREPERTOIRE_MOL_LAB		12			12
UC HEALTH UNIVERSITY HOSPITAL		10	2	17%	12
BLISS HEALTHCARE SERVICES		1	11	92%	12
CAMPBELL URGENT CARE			12	100%	12
WALGREEN		4	8	67%	12
MARQUES PEDIATRICS			12	100%	12
APPLE DIAGNOSTICS LAB		5	7	58%	12
FLUSHING HOSPITAL MEDICAL CENTER		9	3	25%	12
WOODHOUSE INC		12			12
SOUTHCOR LABORATORY		2	10	83%	12
SANIBEL INTERNAL MEDICINE, LLC		10	2	17%	12
CVS MINUTE CLINIC DIAGNOSTIC OF TEXAS LLC		9	3	25%	12
FLORIDA DEPARTMENT OF HEALTH IN HILLSBOROUGH COUNTY			12	100%	12
MI2297090CV HOLLAND-23D2189684		12			12
Consulate Health Care of Jacksonville			12	100%	12
BVL PEDIATRICS		12			12
MINUTECLINIC DIAGNOSTICS MEDICAL GROUP		12			12
CVS MINUTE CLINIC DIAGNOSTIC OF NORTH CAROL		12			12
JESSIE TRICE COMMUNITY HEALTH SYSTEM, INC			12	100%	12
MINUTECLINIC DIAGNOSTIC OF ILLINOIS L		10	2	17%	12
STEWART MELBOURNE HOSPITAL, INC	1		11	92%	12
BARNETT PARK			12	100%	12
PROFESSIONAL PARK PEDIATRICS PA			12	100%	12
AMELIA ASSISTED LIVING FACILITY		12			12
ST PETER'S UNIVERSITY HOSPITAL		9	3	25%	12
MD PLUS URGENT CARE, LLC			12	100%	12
LIFE CARE OF PORT SAINT LUCIE		3	9	75%	12
LEON CHD		12			12
SHELBY BAPTIST MEDICAL CENTER		7	5	42%	12
ADVENT HEALTH - KISSIMMEE		3	9	75%	12
KRYSTAL BAY NURSING AND REHABILITATION		9	3	25%	12
ACADIAN DIAGNOSTIC LABORATORIES		8	4	33%	12
MELBOURNE FAMILY PRACTICE		11	1	8%	12
HUDSON VALLEY HOSPITAL CENTER LABORATORY		11	1	8%	12

COVID-19: testing by laboratory

Data through Dec 29, 2020 verified as of Dec 30, 2020 at 09:25 AM

Data in this report are provisional and subject to change.

The numbers in the table below represent the number of Florida and non-Florida residents for whom test results were received by the Department of Health. A person can be tested by more than one laboratory and can have both positive and negative results. **Therefore, the sum of the numbers in each column will be larger than the total number of people tested.**

Reporting lab	Inconclusive	Negative	Positive	Percent positive	Total
VPA PC LAB		12			12
CENTER ONE SURGERY CENTER		8	4	33%	12
MONTEFIORE ST LUKE'S CORNWALL HOSPITAL		9	3	25%	12
MEDEXPRESS URGENT CARE, MOON TOWNSHIP		12			12
ROSLYN URGENT CARE		12			12
MERCY MEDICAL CENTER		5	7	58%	12
MAINSTREET FAMILY SELECT		1	11	92%	12
FLORIDA ATLANTIC UNIVERSITY		10	2	17%	12
SOUTH NASSAU COMMUNITIES HOSPITAL		10	2	17%	12
GLEN OAKS HEALTH AND REHABILITATION CENTER			12	100%	12
NCHD		3	9	75%	12
MAITLAND PRIMARY CARE		9	3	25%	12
FAST PACE MEDICAL CLINIC		12			12
The Ponce Therapy Care Center		12			12
STATEN ISLAND UNIVERSITY HOSPITAL		11	1	8%	12
OCEANSIDE URGENT CARE		12			12
NORTHWEST FLORIDA SLEEP			12	100%	12
UR CARE FAMILY AND SPORTS MEDICINE			12	100%	12
MACKOUL PEDIATRICS FORT MYERS			12	100%	12
BROWARD DIALYSIS			12	100%	12
BETHESDA HEALTH PHYSICIAN GROUP INC			12	100%	12
NEMOURS CHILDREN'S URGENT CARE, ORLANDO - WATERFORD LAKES			12	100%	12
BAY STREET PHARMACY☐		12			12
HUNTINGTON STATION URGENT CARE		11	1	8%	12
MORNINGSIDE MANOR & VILLA ADULT CARE C		12			12
VERITAS RESEARCH CORP			12	100%	12
BROOKDALE PADDOCK HILLS		12			12
NAPLES GREEN VILLAGE		12			12
PANCARE HEALTH - BAY COUNTY - YOUNGSTOWN		11	1	8%	12
OLIVE BRANCH HEALTH AND REHABILITATION CENTER			12	100%	12
CARDIOLOGY AND MEDICINE ASSOCIATES INC		12			12
THE TRADITION OF THE PALM BEACHES		12			12
MCWHORTER SCHOOL OF PHARMACY		12			12
SUMMIT ATLANTIC SURGERY CENTER		12			12
MINUTECLINIC DIAGNOSTIC OF MICHIGAN		11	1	8%	12
FLORIDA DEPT OF HEALTH		4	8	67%	12
ODYSSEY HEALTHCARE OF MARION COUNTY, LLC		12			12
FHCP-PORT ORANGE		3	9	75%	12
WORLD WRESTLING ENTERTAINMENT			12	100%	12
MASSACHUSETTS GENERAL HOSPITAL		1	11	92%	12
INNOVATIVE RESEARCH OF WEST FLORIDA		9	3	25%	12
SOUTHEASTERN OUTPATIENT SURGERY CENTER		12			12
MERIDIAN AT WATERWAYS, THE		10	2	17%	12
FAMILY CARE			11	100%	11
GLEN OAKS URGENT CARE		11			11
TROPICANA		5	6	55%	11
ELITE HOME HEALTH SERVICES		11			11

COVID-19: testing by laboratory

Data through Dec 29, 2020 verified as of Dec 30, 2020 at 09:25 AM

Data in this report are provisional and subject to change.

The numbers in the table below represent the number of Florida and non-Florida residents for whom test results were received by the Department of Health. A person can be tested by more than one laboratory and can have both positive and negative results. **Therefore, the sum of the numbers in each column will be larger than the total number of people tested.**

Reporting lab	Inconclusive	Negative	Positive	Percent positive	Total
LYSTER ACH FT RUCKER AL		10	1	9%	11
QUOTIENT SCIENCES LABS LLC			11	100%	11
THE TERRACE OF SAINT CLOUD		9	2	18%	11
PRIMECARE ACQUISITION FAMILY PRACTICE INC		11			11
MINUTECLINIC, LLC, DBA MINUTECLINIC #2544		10	1	9%	11
TLC FAMILY CARE HOME INC		11			11
GULFSIDE HOSPICE INC		8	3	27%	11
MICHAEL J D'AMBROSE MD PA		9	2	18%	11
ASSISTED LIVING OF BROWARD		11			11
BASSETTI & ASSOCIATES, MD, PA			11	100%	11
CHARLOTTE CHD PORT CHARLOTTE		10	1	9%	11
PALM BEACH PATHOLOGY		9	2	18%	11
MAGNOLIA PEDIATRICS		2	9	82%	11
TOWERS HOME CARE☐		11			11
St. Annes Nursing Center, St. Annes Residence, Inc.		11			11
BROOKDALE BRANDON		11			11
BAPTIST PRIMARY CARE PONTE VEDRA		6	5	45%	11
TREASURE COAST URGENT CARE			11	100%	11
DARDEN WELLNESS CENTER		9	2	18%	11
RAINBOW PEDIATRICS			11	100%	11
LUCID DIAGNOSTICS LABS			11	100%	11
PROHEALTH CARE ASSOCIATES MOBILE		9	2	18%	11
LAKELAND HILLS CENTER		4	7	64%	11
BLOUNT MEMORIAL HOSPITAL		10	1	9%	11
BHA CENTRAL COUNTY CLINIC		1	10	91%	11
49D2045214PHYSICIAN OFFICE WAIVER MEDEXPRESS URGENT CARE - HARRISONBU		5	6	55%	11
AIM LABORATORIES			11	100%	11
BRYAN WHITFIELD MEMORIAL HOSPITAL		7	4	36%	11
MINUTECLINIC, LLC, DBA MINUTECLINIC #5		10	1	9%	11
UNIVERSITY CENTRA CARE		10	1	9%	11
ROCKLAND URGENT CARE FAMILY HEALTH NP		11			11
SACRED HEART HEALTH SYSTEM INC		10	1	9%	11
CARE FAST MURABELLA		7	4	36%	11
DMH STEINHATCHEE FAMILY MEDICINE		8	3	27%	11
WACO HHSSURGEWACO	1	9	1	9%	11
COASTAL SKIN SURGERY AND DERMATOLOGY		8	3	27%	11
SEMORAN FAMILY HEALTH LLC		10	1	9%	11
NORTHERN WESTCHESTER HOSPITAL LABORATORY		9	2	18%	11
NIGHT LITE PEDIATRICS CENTER, LLC		1	10	91%	11
INN AT LAKE SEMINOLE SQUARE, THE		11			11
WINTER PARK CARE AND REHABILITATION			11	100%	11
MINUTECLINIC DIAGNOSTIC OF NORTH CAROLINA		11			11
UMHC/SYLVESTER AT KENDALL		1	10	91%	11
Citymd Of Lacey		10	1	9%	11
COMPREHENSIVE CHILDCARE ASSOCIATES		8	3	27%	11
MORTON PLANT MEASE			11	100%	11
LEHIGH VALLEY HOSPITAL		3	8	73%	11

COVID-19: testing by laboratory

Data through Dec 29, 2020 verified as of Dec 30, 2020 at 09:25 AM

Data in this report are provisional and subject to change.

The numbers in the table below represent the number of Florida and non-Florida residents for whom test results were received by the Department of Health. A person can be tested by more than one laboratory and can have both positive and negative results. **Therefore, the sum of the numbers in each column will be larger than the total number of people tested.**

Reporting lab	Inconclusive	Negative	Positive	Percent positive	Total
BARTON FAMILY PRACTICE		7	4	36%	11
SUNCOAST URGENT CARE			11	100%	11
MHHS All Lab Subsection		11			11
ADVENTHEALTH MEDICAL GROUP FAMILY MEDICINE		11			11
LAB UNKNOWN			11	100%	11
FIRST CHOICE PEDIATRICS INC		10	1	9%	11
HIALEAH HOSPITAL RESPIRATORY DEPT			11	100%	11
COLORADO DEPARTMENT OF PUBLIC HEALTH AND ENVIRONMENT			11	100%	11
NEW JERSEY DEPARTMENT OF HEALTH COMMUNICABLE DISEASE SERVICE		3	7	70%	10
Hialeah Nursing And Rehabilitation Center		6	4	40%	10
CAREATC			10	100%	10
BELLEVUE HOSPITAL CENTER DEPARTMENT		10			10
AVANTE ST CLOUD		7	3	30%	10
SOUTHEASTERN LABORATORY			10	100%	10
CBC LAB		3	7	70%	10
SOS MOBILE MEDICAL CARE LLC		8	2	20%	10
DEPARTMENT OF HEALTH BUREAU OF FAMILY		10			10
TENNESSEE DEPARTMENT OF HEALTH (TDH) - CENTRAL LABORATORY		2	8	80%	10
ONEIDA HEALTHCARE CENTER		8	2	20%	10
URGENT CARE CENTER AT PINNACLE		4	6	60%	10
EMERALD COAST PEDIATRICS			10	100%	10
PHYSICIANS CARE		8	2	20%	10
METHODIST MEDICAL CENTER		7	3	30%	10
BROOKDALE PANAMA CITY		9	1	10%	10
RAINBOW PEDIATRIC CENTER		2	8	80%	10
Lady Lake Specialty Care			10	100%	10
OHIO STATE UNIVERSITY MEDICAL CENTER			10	100%	10
MINIMALLY INVASIVE VASCULAR INC		10			10
LAKE NONA MEDICAL SERVICES		3	7	70%	10
GRAND VILLA OF DELAND		9	1	10%	10
MINUTECLINIC DIAGNOSTIC OF NORTH CAROLINA PC		8	2	20%	10
LAKE BALDWIN CBOC		9	1	10%	10
PBC PREMIER FAMILY HEALTH			10	100%	10
BROWARD HEALTH CARE			10	100%	10
ROBERT H JENKINS JR VETERANS' DOMICILIARY HOME OF		9	1	10%	10
REDMED CLINIC OF ARLINGTON		9	1	10%	10
COVANCE CENTRAL LABORATORY			10	100%	10
INTERMOUNTAIN CENTRAL LAB		1	9	90%	10
GENESIS		7	3	30%	10
ADVENT HEALTH - WINTER HAVEN		6	4	40%	10
CARENOW URGENT CARE-BRENTWOOD		8	2	20%	10
MINUTECLINIC DIAGNOSTIC OF RHODE ISLAND, LLC #590		10			10
PANCARE HEALTH - VERNON ELEMENTARY			10	100%	10
VETERNANS ADMINISTRATION			10	100%	10
CHILDRENS MEDICAL CENTER			10	100%	10
WATSON HEALTHCARE		7	3	30%	10
EMERALD COAST HOSPICE - CRESTVIEW		10			10

COVID-19: testing by laboratory

Data through Dec 29, 2020 verified as of Dec 30, 2020 at 09:25 AM

Data in this report are provisional and subject to change.

The numbers in the table below represent the number of Florida and non-Florida residents for whom test results were received by the Department of Health. A person can be tested by more than one laboratory and can have both positive and negative results. **Therefore, the sum of the numbers in each column will be larger than the total number of people tested.**

Reporting lab	Inconclusive	Negative	Positive	Percent positive	Total
UNIVERSITY HOSPITAL UC HEALTH		6	4	40%	10
GADSDEN REGIONAL MEDICAL CENTER		10			10
ARNOT OGDEN MEDICAL CENTER LABORATORY		10			10
CREATIVE TESTING SOLUTIONS		3	7	70%	10
BUREAU OF PUBLIC HEALTH		1	9	90%	10
CORONA PATHOLOGY		10			10
HCR MANORCARE		10			10
Summit Medical Group Westfield Lab		10			10
JFK MEDICAL CENTER NORTH LAB		1	9	90%	10
FAMILY CARE PARTNERS URGENT CARE LLC		6	4	40%	10
IMA MEDICAL CENTER		3	7	70%	10
BIOTECH CLINICAL LABORATORIES, INC.		1	9	90%	10
BRIDGEWAY HEALTH CLINICS INC			10	100%	10
EAR NOSE AND THROAT ASSOCIATES OF MANATEE, P.A.		7	3	30%	10
MEDEX REGIONAL LABORATORIES LLC		1	9	90%	10
MINUTECLINIC MINUTECLINIC #8746		10			10
NORTH OKALOOSA PHYSICIAN GROUP		10			10
NAPHCARE, INC.			10	100%	10
MINUTECLINIC DIAGNOSTIC OF PENNSYLVANI		10			10
MEDICAL LABORATORY DIAGNOSTICS			10	100%	10
PINELLAS COUNTY HEALTH DEPARTMENT		2	8	80%	10
BOND CLINIC DR ELDEEB		1	9	90%	10
MARKET STREET VIERA		10			10
COLLIER BLVD HMA PHYSICIAN MANAGEMENT LLC		10			10
HORIZON MEDICAL GROUP		8	2	20%	10
MEDEXPRESS URGENT CARE-ALTOONA		9	1	10%	10
BEAUMONT LABORATORY			10	100%	10
APPALACHIAN REGIONAL HEALTHCARE SYSTEM		10			10
PANCARE HEALTH - WEWA ELEMENTARY			10	100%	10
ALCOVE ASSISTED LIVING FACILITY		10			10
WALGREENS 4915		9	1	10%	10
VASCONCELLO COHEN MD PA		9	1	10%	10
AMBRY GENETICS CORPORATION		10			10
OCALA OAKS REHABILITATION CENTER		7	3	30%	10
COMMUNITY HEALTH CENTER		2	8	80%	10
Jupiter Medical Center Pavilion		8	1	11%	9
MINUTECLINIC #8699		6	3	33%	9
UNAVAILABLE/UNKNOWN/NO INFORMATION FOUND			9	100%	9
CHILDREN'S HEALTH CENTER INC.		7	2	22%	9
AVOW HOSPICE INC		9			9
VILLAGE PLACE HEALTH AND REHAB		9			9
GCPM MANUAL MICROBIOLOGY		1	8	89%	9
ADVENTHEALTH MEDICAL GROUP CARE CLINIC AT		7	2	22%	9
LIFE CARE CENTER OF PORT ST. LUCIE		6	3	33%	9
MEDEXPRESS URGENT CARE PARKERSBURG		7	2	22%	9
Wesley Place on Honeysuckle		8	1	11%	9
NORTHBROOK CENTER FOR□		8	1	11%	9

COVID-19: testing by laboratory

Data through Dec 29, 2020 verified as of Dec 30, 2020 at 09:25 AM

Data in this report are provisional and subject to change.

The numbers in the table below represent the number of Florida and non-Florida residents for whom test results were received by the Department of Health. A person can be tested by more than one laboratory and can have both positive and negative results. **Therefore, the sum of the numbers in each column will be larger than the total number of people tested.**

Reporting lab	Inconclusive	Negative	Positive	Percent positive	Total
MD NOW MEDICAL CENTERS INC			9	100%	9
LAKE NONA MEDICAL SERVICE LLC		9			9
MOSOLF PEDIATRICS			9	100%	9
PRIMARY CARE MEDICINE		8	1	11%	9
LIGHTHOUSE PEDIATRICS OF NAPLES		6	3	33%	9
PATHLINE			9	100%	9
ILLINOIS DEPT OF PUBLIC HEALTH LAB - SPRINGFIELD			9	100%	9
BAYONET POINT HOSPITAL			9	100%	9
PARROTT MEDICAL CLINIC			9	100%	9
PRECISION GENETICS			9	100%	9
MOLECULAR PATHOLOGY LABORATORY			9	100%	9
PLYMOUTH HARBOR INCORPORATED		9			9
TMH PHYSICIAN PARTNERS - MONTICELLO		8	1	11%	9
MEDEXPRESS URGENT CARE - ROBINSON TWP, STEUBENVILLE PIKE		9			9
PATEL MEDICAL VENTURES		8	1	11%	9
MINUTE CLINIC DIAGNOSTIC OF VIRGINIA		6	3	33%	9
FLORIDA ENDOSCOPY & SURGERY CTR LLC		9			9
CARENOW URGENT CARE - EAST NASHVILLE		8	1	11%	9
STATEN ISLAND UNIVERSITY HOSPITAL SEGUINE AVE		9			9
SAN JOSE SENIOR CARE LLC		6	3	33%	9
OUR HOME AT BEACON HILL			9	100%	9
FORT HAMILTON URGENT CARE		9			9
OMNI			9	100%	9
NATURE COAST REGIONAL MEDICAL CENTER			9	100%	9
MOUNT DORA PEDIATRICS		8	1	11%	9
MID-FLORIDA PATHOLOGY, LLC		9			9
DUVAL PHARMACY		5	4	44%	9
ANY LAB TEST NOW INC			9	100%	9
OCOE PEDIATRICS		8	1	11%	9
BOCA RATON REGIONAL HOSPITAL LAB			9	100%	9
RIVERSIDE MEDICAL GROUP		8	1	11%	9
WADSWORTH CENTER - DAVID AXELROD INSTITUTE		8	1	11%	9
WELLMED AT SOUTH PARSONS		8	1	11%	9
Maury Regional Hospital		6	3	33%	9
CAREHERE- LCS LEESBURG			9	100%	9
CYPRESS POINT LIVING, LLC		7	2	22%	9
PREMIER LABORATORY SERVICES, LLC		5	4	44%	9
ISLAND LAKE CENTER		4	5	56%	9
HAZELDEN FLORIDA		9			9
FIRST CHOICE PEDIATRICS WINTER SPRINGS		9			9
CHEMISYS LABORATORIES		1	8	89%	9
BAYA URGENT CARE LLC		1	8	89%	9
CARENOW URGENT CARE-MT JULIET		8	1	11%	9
NEMOURS CHILDREN'S PRIMARY CARE VERO BEACH			9	100%	9
SAMARITAN MEDICAL CENTER		9			9
MAINSTREET FAMILY CARE			9	100%	9
LPG PEDIATRICS AT PAGE FIELD		9			9

COVID-19: testing by laboratory

Data through Dec 29, 2020 verified as of Dec 30, 2020 at 09:25 AM

Data in this report are provisional and subject to change.

The numbers in the table below represent the number of Florida and non-Florida residents for whom test results were received by the Department of Health. A person can be tested by more than one laboratory and can have both positive and negative results. **Therefore, the sum of the numbers in each column will be larger than the total number of people tested.**

Reporting lab	Inconclusive	Negative	Positive	Percent positive	Total
NORTHSHORE UNIVERSITY HEALTHSYSTEM EVANSTON HOSPITAL LAB			9	100%	9
PEDIATRIC HEALTH CARE ALLIANCE			9	100%	9
MINUTECLINIC DIAGNOSTIC PA		9			9
ALBIBI		1	8	89%	9
RICHMOND UNIVERSITY MEDICAL CENTER		7	2	22%	9
FAMILY MEDICINE AT HUNTERS CREEK		9			9
MIDMICHIGAN MEDICAL CENTER			9	100%	9
VALLEY IMMEDIATE CARE		8	1	11%	9
BAYFRONT HEALTH ST PETERSBURG		8	1	11%	9
MINUTECLINIC DIAGNOSTIC OF TN PC #378		8	1	11%	9
SIGMUND LABS LLC		9			9
BARNES HEALTHCARE OF FLORIDA LLC		9			9
MEDEXPRESS URGENT CARE - SEMINOLE SQUA		8	1	11%	9
AUBURN COMMUNITY HOSPITAL		8	1	11%	9
FAMILY MEDICINE AT LONGWOOD			8	100%	8
SUNSHINE ASSISTED LIVING		8			8
JX REF LAB			8	100%	8
ATLANTIC CONSOLIDATED LABORATORY		8			8
MID-HUDSON VALLEY DIVISION OF WESTCHESTER MEDICAL		8			8
St Joseph's Hospital & Medical Center		8			8
DOCTOR'S IN-HOUSE LAB/COMMUNITY HEALTH CENTERS OF PINELLAS – CLEARWATE			8	100%	8
JOHNS HOPKINS MEDICAL LABORATORIES		1	7	88%	8
CROSSROADS URGENT CARE		6	2	25%	8
ADVENTHEALTH MEDICAL GROUP		8			8
THE WOLFF CENTER FOR CHILD & ADOLESCENT HEALTH			8	100%	8
FAMILY PRACTICE ON THE GO		6	2	25%	8
ALACHUA COUNTY HEALTH DEPARTMENT		1	7	88%	8
AVENTURA HOSPITAL AND MEDICAL CENTER			8	100%	8
MINUTECLINIC, LLC		7	1	13%	8
CRESTVIEW URGENT CARE			8	100%	8
BLOCK NATION CHASE		4	4	50%	8
FHCP-ORANGE CITY			8	100%	8
EMERGENCY MEDICAL CENTER		3	5	63%	8
ORMOND BEACH CENTRA CARE			8	100%	8
MEDEXPRESS URGENT CARE - CHRISTIANBURG		7	1	13%	8
MEDEXPRESS URGENT CARE - TIMBERLAKE		8			8
TELEVISIT PALM BAY FAMILY PRACTICE		6	2	25%	8
TRINITY MEDICAL ASSOCIATES LLC			8	100%	8
MINUTECLINIC DIAGNOSTIC OF LOUISIANA		7	1	13%	8
ABSOLUTE GENOMICS		4	4	50%	8
GULF COAST MEDICAL GROUP		2	6	75%	8
GENEUS DIAGNOSTICS			8	100%	8
WHITE SANDS OUTPATIENT SERVICES (WSOP SERVICES LLC		8			8
GENE STREET LABORATORIES, LLC		6	2	25%	8
BARTON PARKER OD PC		8			8
DOCTOR'S IN HOUSE LAB			8	100%	8
ROBERT WOOD JOHNSON HOSPITAL		7	1	13%	8

COVID-19: testing by laboratory

Data through Dec 29, 2020 verified as of Dec 30, 2020 at 09:25 AM

Data in this report are provisional and subject to change.

The numbers in the table below represent the number of Florida and non-Florida residents for whom test results were received by the Department of Health. A person can be tested by more than one laboratory and can have both positive and negative results. **Therefore, the sum of the numbers in each column will be larger than the total number of people tested.**

Reporting lab	Inconclusive	Negative	Positive	Percent positive	Total
HUNTINGTON VILLAGE URGENT CARE		8			8
EXECUTIVE MEDICAL SERVICES		8			8
MEDICAL CENTER AFFILIATES WEST PALM			8	100%	8
BAPTIST HEALTH			8	100%	8
CONSULATE HEALTH CARE		7	1	13%	8
BEAUMONT EMERGENCY CENTER			8	100%	8
OHIO CVS STORES, LLC DBA		8			8
WELLMED AT LAKE COPELAND		5	3	38%	8
SYLVESTER AT PLANTATION LABORATORY		7	1	13%	8
FLORIDA HEART AND VASCULAR MULTISPECIALTY GROUP		8			8
SURGOINSVILLE PHARMACY		8			8
PASSPORT HEALTH OF TAMPA BAY		8			8
ACCESS PHARMACY		8			8
GOLISANO CHILDREN'S HOSPITAL OF SOUTHWEST FLORIDA		6	2	25%	8
PASSPORT HEALTH			8	100%	8
VIRTUA WEST JERSEY HOSPITAL VOORHEES		6	2	25%	8
WESTCHESTER GENERAL HOSPITAL BLOOD GAS LAB			8	100%	8
X-GENE MOLECULAR LABS		1	7	88%	8
VETERAN AFFAIRS MEDICAL CENTER - JAMES J PETERS		6	2	25%	8
UNIVERSITY MEDICAL CENTER		8			8
ADVANCED DIAGNOSTIC LABORATORY		1	7	88%	8
FAMILY HEALTH CENTER			8	100%	8
MICHIGAN DEPARTMENT OF COMMUNITY HEALTH		1	7	88%	8
CIAN DIAGNOSTICS			8	100%	8
COLLIER COUNTY HEALTH DEPT.		4	4	50%	8
NIGHT OWL PEDIATRICS URGENT CARE			8	100%	8
CARROLL GARDENS URGENT CARE		8			8
MEADOWCREST FAMILY PHYSICIANS PA			8	100%	8
CVS PHARMACY NO 274		8			8
WALK IN URGENT CARE			8	100%	8
Hackensack Umc Mountainside		8			8
FOUNTAINVIEW BY FIVE STAR QUALITY CARE		7	1	13%	8
MONROE COUNTY HOSPITAL		6	2	25%	8
ADVENT HEALTH - FOUR CORNERS ER		8			8
ST. JOSEPH HOSPITAL AND HEALTH CARE INC.			8	100%	8
SAMARITAN HOSPITAL LABORATORY		7	1	13%	8
BAPTIST OUTPATIENT			8	100%	8
NORTHWEST FLORIDA ENT, PA		3	5	63%	8
HOLY NAME MEDICAL CENTER	1	6	1	13%	8
TEXAS DEPARTMENT OF STATE HEALTH SERVICES		2	6	75%	8
DIEGO FALLON MD PA		5	3	38%	8
ALLINA HEALTH - ABBOTT NORTHWESTERN HOSPITAL		5	3	38%	8
MINUTE CLINIC DIAGNOSTIC OF NEW JERSEY		8			8
MONTEFIORE MEDICAL CENTER LABORATORIES - NORTH		8			8
INTERNAL MEDICINE ASSOCIATES OF JACKSON HOSPITAL			8	100%	8
BEST MEDICAL CENTER		8			8
COASTAL FAMILY PRACTICE		5	3	38%	8

COVID-19: testing by laboratory

Data through Dec 29, 2020 verified as of Dec 30, 2020 at 09:25 AM

Data in this report are provisional and subject to change.

The numbers in the table below represent the number of Florida and non-Florida residents for whom test results were received by the Department of Health. A person can be tested by more than one laboratory and can have both positive and negative results. **Therefore, the sum of the numbers in each column will be larger than the total number of people tested.**

Reporting lab	Inconclusive	Negative	Positive	Percent positive	Total
DOH-TAMPA BRANCH LABORATORY (MLK BLVD)		4	4	50%	8
SAFARI PEDIATRICS PA		8			8
STAT ONE URGENT CARE CENTER			8	100%	8
BROOKDALE MANDARIN CENTRAL			8	100%	8
LIFE CARE CITRUS COUNTY			8	100%	8
CVS MINUTE CLINIC, LLC		6	2	25%	8
MEDEXPRESS URGENT CARE - PANTOPS		7	1	13%	8
HARBORCHASE OF DR PHILLIPS		7	1	13%	8
GERALD J KIVETT MD		8			8
HOLIDAY MEDICAL ASSOCIATES		1	7	88%	8
CVS MINUTE CLINIC DIAGNOSTIC OF WISCONSIN		8			8
HEALTHMARK REGIONAL HOSPITAL LAB		4	4	50%	8
DESOTO HEALTH AND REHAB LLC		4	3	43%	7
LUTHERAN HAVEN ASSISTED LIVING		7			7
CVS HEALTH, #3396		7			7
CARENOW URGENT CARE-MADISON		7			7
ORANGE PARK PEDIATRICS		4	3	43%	7
CHILDREN'S HEALTHCARE OF ATLANTA/EGLESTON		7			7
LAKE MARY - STIRLING CENTER SUITE 202			7	100%	7
MINUTECLINIC DIAGNOSTIC OF HAWAII LLC		7			7
GUARDANT HEALTH		4	3	43%	7
DOCTORS CLINICAL LABORATORY, INC		5	2	29%	7
BAPTIST PEDIATRICS		6	1	14%	7
LUXOR SCIENTIFIC LLC		1	6	86%	7
METROPOLITAN HOSPITAL CENTER		6	1	14%	7
WOODLAND TOWERS		6	1	14%	7
PERSONAL PEDIATRICS PA		5	2	29%	7
ALACHUA			7	100%	7
DORAL URGENT CARE			7	100%	7
SONATA BOYNTON BEACH		6	1	14%	7
TNC WALK IN CLINIC		4	3	43%	7
PBC FOUND CARE INC			7	100%	7
SARASOTA - ROBERT L TAYLOR COMMUNITY CENTER		1	6	86%	7
MULBERRY CARE CENTER		4	3	43%	7
Sunset Lake Health and Rehabilitation Center		7			7
HEARTLAND PEDIATRICS OF LAKE PLACID			7	100%	7
FLORIDA HOSPITAL KISSIMMEE		4	3	43%	7
PEDIATRICS OF CENTRAL FLORIDA		5	2	29%	7
HOLY GARDEN ALF, INC.		7			7
MEDEXPRESS URGENT CARE - BENTON HARBOR		7			7
LEE COUNTY HEALTH DEPARTMENT		4	3	43%	7
PBSO WEST PALM FAMILY PRACTICE		1	6	86%	7
BRADENTON PHYSICIANS MEDICAL CENTER			7	100%	7
THE MARY IMOGENE BASSETT HOSPITAL		7			7
THE VILLAGES HEALTH		5	2	29%	7
FLORIDA HOSPITAL WINTER PARK		6	1	14%	7
MONTEFIORE NYACK HOSPITAL AFFILIATED LABORATORY		7			7

COVID-19: testing by laboratory

Data through Dec 29, 2020 verified as of Dec 30, 2020 at 09:25 AM

Data in this report are provisional and subject to change.

The numbers in the table below represent the number of Florida and non-Florida residents for whom test results were received by the Department of Health. A person can be tested by more than one laboratory and can have both positive and negative results. **Therefore, the sum of the numbers in each column will be larger than the total number of people tested.**

Reporting lab	Inconclusive	Negative	Positive	Percent positive	Total
CENTRAL FLORIDA PEDIATRIC URGENT CARE LLC		6	1	14%	7
MEDLABS DIAGNOSTICS		7			7
KEYSTONE PLACE AT NAPLES PRESERVE		4	3	43%	7
LABCORP TAMPA		5	2	29%	7
VETERANS AFFAIRS MEDICAL CENTER - OUTPATIENT			7	100%	7
AVON PARK PEDIATRICS			7	100%	7
CVS PHARMACY #8800		5	2	29%	7
MEYER PEDIATRICS CHTD		7			7
NOVANT HEALTH INPATIENT CARE		2	5	71%	7
ST JUDE LABORATORIES		5	2	29%	7
LAKES DIALYSIS CENTER INC			7	100%	7
TRUE HEALTH		5	2	29%	7
MISSOURI DEPARTMENT OF HEALTH AND SENIOR SERVICES			7	100%	7
IRL MARKET LAB			7	100%	7
ADVENT HEALTH - DELTONA ER		1	6	86%	7
FLORIDA CLINICAL LAB			7	100%	7
ALLEGRO - TAMPA	1	4	2	29%	7
URGENT TEAM MANAGEMENT OF TENNESSEE		7			7
RIVERVIEW REGIONAL MEDICAL CENTER		6	1	14%	7
ORANGE PARK PEDIATRIC ASSOCIATES		1	6	86%	7
BEACON AT GULF BREEZE, THE		6	1	14%	7
Sovereign Laboratory Services, LLC		7			7
SENIOR HOME CARE INC		7			7
STERLING HOUSE OF PUNTA GORDA		7			7
SCHOOL OF PHARMACY AND PHARMACEUTICAL		7			7
HEALTH NETWORK LABORATORIES		6	1	14%	7
ARCHBOLD MEMORIAL HOSPITAL/LAB		3	4	57%	7
ST PETERSBURG PEDIATRICS-EAST BAY			7	100%	7
ORLANDO HEALTH PHYSICIAN ASSOCIATES		4	3	43%	7
ECLRS		2	5	71%	7
WYOMING COUNTY COMMUNITY HOSPITAL LABORATORY		7			7
FLORIDA DIGESTIVE AND LIVER SPECIALIST		7			7
SIPARADIGM LLC		1	6	86%	7
MEASE COUNTRYSIDE HOSPITAL			7	100%	7
PALM POINT BEHAVIORAL HEALTH		7			7
BAY REGIONAL URGENT CARE		1	6	86%	7
COMMUNITY MEDICAL AND DENTAL CARE INC		7			7
MEDEXPRESS URGENT CARE - MAPLE DRIVE		7			7
RIVER OAKS TREATMENT CENTER			7	100%	7
SOUTH COM HEALTH CLINIC, DEPT. OF THE ARMY		7			7
LAB UNKNOWN		6	1	14%	7
LEPE'S HOUSE			7	100%	7
QUE		4	3	43%	7
Rosewood Healthcare and Rehabilitation Center		5	2	29%	7
HEALTHWORKS MED GROUP OF FLORIDA PA		2	5	71%	7
LYNMOORE,THE		7			7
NORTON HEALTHCARE			7	100%	7

COVID-19: testing by laboratory

Data through Dec 29, 2020 verified as of Dec 30, 2020 at 09:25 AM

Data in this report are provisional and subject to change.

The numbers in the table below represent the number of Florida and non-Florida residents for whom test results were received by the Department of Health. A person can be tested by more than one laboratory and can have both positive and negative results. **Therefore, the sum of the numbers in each column will be larger than the total number of people tested.**

Reporting lab	Inconclusive	Negative	Positive	Percent positive	Total
SEA LEVEL LABS			7	100%	7
HOLMES COUNTY HEALTH DEPARTMENT		3	4	57%	7
MINUTECLINIC DIAGNOSTIC OF MICHIGAN PC		7			7
LAKEVIEW HEALTH SYSTEMS			7	100%	7
GENTRY PARK ORLANDO ASSISTED LIVING		6	1	14%	7
MEDEXPRESS URGENT CARE MONACA		7			7
TRUE HEALTH DIAGNOSTICS		1	6	86%	7
DEPARTMENT OF HEALTH- CITRUS COUNTY			7	100%	7
CVS MINUTE CLINIC DIAGNOSTIC MED GRP OF CA		7			7
BAYLOR GENETICS		5	2	29%	7
DIAGNOSTIC CLINIC		6	1	14%	7
CLEVELAND TENNESSEE HOSPITAL COMPANY		6	1	14%	7
MEDEXPRESS URGENT CARE - MONROE		7			7
GOOD SAMARITAN SOCIETY OF DAYTONA		5	2	29%	7
Consulate Health Care of Brandon		7			7
The Waterford		7			7
PENINSULA CARE AND REHABILITATION CENTER			7	100%	7
MINUTE CLINIC LLC #5733		7			7
WELLMED AT PORT ST LUCIE WEST		6	1	14%	7
Ocoee Health Care Center		7			7
WILDLIGHT LAB			7	100%	7
UNIVERSITY OF WASHINGTON MEDICAL CENTER			7	100%	7
FLORIDA CENTER FOR DERMATOLOGY LABORATORY			7	100%	7
NEW YORK PRESBYTERIAN - LOWER MANHATTAN		7			7
HEALTH CARE LABORATORY SERVICES		1	6	86%	7
DOCTOR'S IN-HOUSE LAB/COMMUNITY HEALTH CENTERS OF PINELLAS -PINELLAS P			7	100%	7
URGENT TEAM		4	2	33%	6
PUBLIC HEALTH LAB		6			6
AZALEA HEALTH		2	4	67%	6
NOVALIFE MEDSPA			6	100%	6
BAYCARE HEALTH SYSTEMS		1	5	83%	6
LUMADOC HEALTH		4	2	33%	6
BETH ISRAEL DEACONESS MEDICAL CENTER			6	100%	6
MC DIAGNOSTIC OF CONNECTICUT, PC #1960		6			6
MEDEXPRESS URGENT CARE-PITTSFIELD		6			6
IU HEALTH PATHOLOGY		1	5	83%	6
CARE HERE		1	5	83%	6
AVALON FAMILY RESORT ASSISTED LIVING LLC		6			6
ISLAND COAST PEDIATRICS IN-HOUSE LAB		6			6
CONCENTRA			6	100%	6
CAPITAL HEALTH PLAN LABORATORIES			6	100%	6
BAYCARE MEDICAL GROUP INC			6	100%	6
NORTH BEACH REHABILITATION CENTER		5	1	17%	6
WATAUGA MEDICAL CENTER		4	2	33%	6
TUSCAN ISLE CHAMPIONSGATE OP CO LLC		6			6
ADVENTHEALTH MEDICAL GROUP FAMILY & INTERNAL		3	3	50%	6
ADVENT HEALTH APOPKA		2	4	67%	6

COVID-19: testing by laboratory

Data through Dec 29, 2020 verified as of Dec 30, 2020 at 09:25 AM

Data in this report are provisional and subject to change.

The numbers in the table below represent the number of Florida and non-Florida residents for whom test results were received by the Department of Health. A person can be tested by more than one laboratory and can have both positive and negative results. **Therefore, the sum of the numbers in each column will be larger than the total number of people tested.**

Reporting lab	Inconclusive	Negative	Positive	Percent positive	Total
WESTWOOD NURSING & REHAB		2	4	67%	6
VERMONT DEPARTMENT OF HEALTH		1	5	83%	6
BAYCARE MEDICAL GROUP		1	5	83%	6
TEXAS MEDCLINIC			6	100%	6
LIFE'S SPECIAL MOMENTS INC		6			6
SONORA QUEST LABORATORIES			6	100%	6
JACKSON CLINIC PA,THE		3	3	50%	6
THOMAS JEFFERSON UNIVERSITY HOSPITAL		4	2	33%	6
KEYSTYLE LIVING LLC	1	5			6
THE VILLAGES REGIONAL HOSPITAL FREESTANDING		3	3	50%	6
BAYCARE ALLIANT HOSPITAL			6	100%	6
JOSEF SCHENKER MD PC		6			6
ROSS MEDICAL GROUP			6	100%	6
CARENOW URGENT CARE-SOUTHLAKE			6	100%	6
FLORIDA MEDICAL SPECIALISTS		2	4	67%	6
ETHOS LABORATORIES		6			6
PINELLAS INTERNAL MEDICINE ASSOCIATES		5	1	17%	6
TAMIAMI LAB MILLENIUM			6	100%	6
CAREWELL 301 - WARWICK			6	100%	6
PROHEALTH MED		1	5	83%	6
CAPE CORAL URGENT CARE		3	3	50%	6
GENETIC TECHNOLOGICAL INNOVATIONS			6	100%	6
ARLINGTON OF NAPLES		6			6
THE CLINIC PREMISE HEALTH			6	100%	6
STERLING HOUSE OF TALLAHASSEE	1	5			6
MINUTECLINIC, LLC, DBA MINUTECLINIC #6106		5	1	17%	6
MINUTECLINIC, LLC #05038		6			6
ENIGMA DIAGNOSTIC, INC.			6	100%	6
ST CHARLES HOSPITAL LABORATORY		6			6
PALMS, THE		6			6
FLORIDA HOSPITAL APOPKA		5	1	17%	6
MONTEFIORE MEDICAL CENTER LABORATORIES - WEILER		4	2	33%	6
CVS MINUTE CLINIC DIAGNOSTIC OF TEXAS, LLC		6			6
FIRST COAST CARDIOVASCULAR INSTITUTE PA			6	100%	6
RIVERWOOD CENTER,THE			6	100%	6
NOT INDICATED		1	5	83%	6
DOH JACKSONVILLE CENTRAL LABORATORY		3	3	50%	6
TIMBER CREEK PEDIATRICS		6			6
XPRESS URGENT CARE LLC		6			6
SOUTH CAROLINA DEPARTMENT OF HEALTH			6	100%	6
CORNER OAK ESTATE LLC		6			6
MEDEXPRESS URGENT CARE - LAFAYETTE		6			6
CVS MINUTE CLINIC DIAGNOSTIC OF TEXAS,LLC		4	2	33%	6
COMMONWEALTH OF MASSACHUSETTS			6	100%	6
BAYCARE MEDICAL GROUP INC			6	100%	6
PALMETTO HEALTH ALLIANCE		3	3	50%	6
GRAND VILLA OF ALTAMONTE SPRINGS		1	5	83%	6

COVID-19: testing by laboratory

Data through Dec 29, 2020 verified as of Dec 30, 2020 at 09:25 AM

Data in this report are provisional and subject to change.

The numbers in the table below represent the number of Florida and non-Florida residents for whom test results were received by the Department of Health. A person can be tested by more than one laboratory and can have both positive and negative results. **Therefore, the sum of the numbers in each column will be larger than the total number of people tested.**

Reporting lab	Inconclusive	Negative	Positive	Percent positive	Total
JOHN KNOX VILLAGE OF CENTRAL FLORIDA		4	2	33%	6
SAINT PETER'S UNIVERSITY HOSPITAL		6			6
WELLMED AT NEW TAMPA		4	2	33%	6
CHILDREN'S HOSPITAL OF PHILADELPHIA		5	1	17%	6
PATHGROUP LABS, LLC		4	2	33%	6
MEDEXPRESS URGENT CARE- MARYLAND		6			6
KINDRED HOSPITAL CENTRAL TAMPA BLOOD GAS		6			6
RED MOUNTAIN DIAGNOSTICS		6			6
MEDEXPRESS URGENT CARE-LATROBE		6			6
BOCA VIPEDIATRICS			6	100%	6
GENTIVA HEALTH SERVICES		5	1	17%	6
CLEARWATER PEDIATRIC CARE		1	5	83%	6
UNILAB		2	4	67%	6
DEBARY HEALTH AND REHABILITATION CENTER		6			6
ADVANCE URGENT CARE CENTER, LLC			6	100%	6
MID FLORIDA PATHOLOGY LLC		5	1	17%	6
MINUTECLINIC DIAGNOSTIC OF NORTH CAROLINA, PC		5	1	17%	6
ST LUKES ROOSEVELT LABORATORY		6			6
LODGE HEALTH AND REHABILITATION CENTER, THE		6			6
GRACE REHABILITATION CENTER OF VERO BEACH		4	2	33%	6
HEALTHPARK MEDICAL CENTER ABG LAB		5	1	17%	6
Northwell Lab		2	4	67%	6
MEDEXPRESS URGENT CARE - WINCHESTER GATEWAY		5	1	17%	6
MERCY HEALTH—MUSKEGON		5	1	17%	6
FREEDOM SQUARE NURSING CENTER□			6	100%	6
PENN MEDICINE PRINCETON MEDICAL CENTER		6			6
ENT AND ALLERGY ASSOCIATES OF FLORIDA LLC		6			6
MERCY COLLEGE HEALTH OFFICE		6			6
MEDICAL CENTER AT OCEAN REEF		1	5	83%	6
Thermopolis Rehabilitation Wellness		6			6
NORTH SHORE MEDICAL LABS		6			6
AEGIS MEDICAL GROUP			6	100%	6
BAPTIST PRIMARY BLACK CREEK SOUTH			6	100%	6
AARK LABORATORY		6			6
FLORIDA WOMAN CARE LABORATORY			6	100%	6
RIVER CITY PRIMARY AND URGENT CARE			6	100%	6
JERSEY SHORE MEDICAL CENTER		6			6
LAWTON CHILES HEALTH CENTER		1	5	83%	6
Manor Care of Dunedin		6			6
LUTHERAN HAVEN EXTENDED CONGREGATE CAR		6			6
WALGREENS 3145		5	1	17%	6
Baldwin Pediatrix		6			6
MIAMI BEACH COMMUNITY HEALTH CENTER INC			6	100%	6
NORTH FLORIDA PEDIATRICS JASPER			5	100%	5
BREVARD HEALTH ALLIANCE INC, THE			5	100%	5
PRECISION DIAGNOSTICS INC - NJ		5			5
MEDEXPRESS URGENT CARE - ELM GROVE		5			5

COVID-19: testing by laboratory

Data through Dec 29, 2020 verified as of Dec 30, 2020 at 09:25 AM

Data in this report are provisional and subject to change.

The numbers in the table below represent the number of Florida and non-Florida residents for whom test results were received by the Department of Health. A person can be tested by more than one laboratory and can have both positive and negative results. **Therefore, the sum of the numbers in each column will be larger than the total number of people tested.**

Reporting lab	Inconclusive	Negative	Positive	Percent positive	Total
GUTHRIE MEDICAL GROUP LABORATORIES		5			5
MINUTECLINIC, LLC #244		4	1	20%	5
FHMG_FM AND IM AVALON PARK		1	4	80%	5
EASYCARE WALK-IN CLINIC			5	100%	5
WAKEMED		1	4	80%	5
ST JOHNS BIOMEDICAL LAB		5			5
INDIAN RIVER PRIMARY CARE PA		5			5
PERDIDO URGENT CARE			5	100%	5
VIBRANT AMERICA		3	2	40%	5
DR PHILLIPS MEDICAL WELLNESS CENTER		5			5
ASCENSION ST VINCENT'S CLAY COUNTY			5	100%	5
BOCA BIOLISTICS LLC			5	100%	5
NORTHPORT MEDICAL CENTER LAB		5			5
HENDRY REGIONAL CONVENIENT CARE CENTER			5	100%	5
OSWEGO HOSPITAL LABORATORY		5			5
ELLIS HOSPITAL LABORATORY		5			5
MANATEE COUNTY JAIL		4	1	20%	5
CRESTWOOD MEDICAL CENTER		4	1	20%	5
UF HEALTH			5	100%	5
MIAMI COMPREHENSIVE MEDICINE GROUP PA		4	1	20%	5
BROWARD COUNTY HEALTH DEPT.			5	100%	5
EGL GENETICS DIAGNOSTICS			5	100%	5
HUNTERS CREEK PEDIATRICS		5			5
ASHRAF MEDICAL GROUP PLLC DBA PULSE M		4	1	20%	5
THE PALMS REHABILITATION AND HEALTHCARE CENTER		5			5
UNIVERSITY OF MIAMI MILLER SCHOOL OF MEDICINE			5	100%	5
MEDEXPRESS URGENT CARE - MIDLOTHIAN		5			5
PARRISH HEALTH CENTER		5			5
NORTHWEST FLORIDA COMMUNITY HOSPITAL LABORATORY		5			5
Westchester General Hospital			5	100%	5
NOVANT HEALTH UVA		2	3	60%	5
SUTTER TRACY COMMUNITY HOSPITAL			5	100%	5
MEDEXPRESS URGENT CARE - SWANSEA, N ILLINOIS ST		4	1	20%	5
LANE PEDIATRICS PA			5	100%	5
UNIVERSITY OF CHICAGO MEDICAL CENTER LAB			5	100%	5
PRECISION LABS LLC		2	3	60%	5
HUNTINGTON URGENT CARE		5			5
MINUTE CLINIC		1	4	80%	5
CORAL LANDING ASSISTED LIVING		5			5
BROOKDALE CLERMONT			5	100%	5
EXPRESS DOCS LLC			5	100%	5
BAPTIST HEALTH - TOWN CENTER			5	100%	5
FINLAY		1	4	80%	5
DOCS URGENT CARE		1	4	80%	5
MANATEE PEDIATRICS			5	100%	5
ATLANTIC COMMUNITY HIGH SCHOOL		4	1	20%	5
MEDEXPRESS URGENT CARE - HUNTINGTON WE		5			5

COVID-19: testing by laboratory

Data through Dec 29, 2020 verified as of Dec 30, 2020 at 09:25 AM

Data in this report are provisional and subject to change.

The numbers in the table below represent the number of Florida and non-Florida residents for whom test results were received by the Department of Health. A person can be tested by more than one laboratory and can have both positive and negative results. **Therefore, the sum of the numbers in each column will be larger than the total number of people tested.**

Reporting lab	Inconclusive	Negative	Positive	Percent positive	Total
MINUTECLINIC DIAGNOSTIC OF PA, LLC (1036)		4	1	20%	5
THE UNIVERSITY OF VERMONT MEDICAL CENTER		4	1	20%	5
ILLINOIS DEPARTMENT OF PUBLIC HEALTH			5	100%	5
KENILWORTH CARE & REHABILITATION CENTER			5	100%	5
CARL R DARNALL ARMY MEDICAL CENTER			5	100%	5
LAKE REGIONAL URGENT CARE			5	100%	5
MEDEXPRESS URGENT CARE - WILLIAMSPORT		4	1	20%	5
NEW HAMPSHIRE DEPARTMENT OF HEALTH AND HUMAN SERVICES		3	2	40%	5
UT SOUTHWESTERN MEDICAL CENTER			5	100%	5
INDIANA STATE DEPARTMENT OF HEALTH		1	4	80%	5
NORTHERN DUTCHESS HOSPITAL LABORATORY		5			5
DAVITA DIALYSIS		4	1	20%	5
ADVENTHEALTH EXPRESS CARE AT WALGREENS			5	100%	5
DALLAS COUNTY HEALTH AND HUMAN SERVICES			5	100%	5
RUSH UNIVERSITY MEDICAL CENTER LABORATORY			5	100%	5
GLEN FALLS HOSPITAL DEPARTMENT OF PATHOLOGY		5			5
URGENT TEAM - MUSCLE SHOALS		5			5
FAMILY MEDICINE OF WESTON LLC			5	100%	5
EL PARAISO HOME INC		5			5
WELLIGENT			5	100%	5
FLORIDA DEPARTMENT OF HEALTH - INVERNESS		3	2	40%	5
PEDIATRIC URGENT HEALTH CARE			5	100%	5
Kennedy University Hospital		5			5
AUTUMN OF SARASOTA		5			5
PEDIATRICS OF ALTAMONTE		5			5
ORCHID COVE		2	3	60%	5
Florida Clinical Laboratory		1	4	80%	5
FLORIDA CANCER SPECIALISTS & RESEARCH INSTITUTE		4	1	20%	5
RICH STREET GROUP HOME			5	100%	5
URGENT CARE & FAMILY PRACTICE CENTER			5	100%	5
Army Residence Community		5			5
SOUTHERN OCEAN MEDICAL CENTER		5			5
MEDEXPRESS URGENT CARE - RICHMOND, NINE MILE RD		5			5
PEDIATRICS OF CENTRAL FLORIDA – POINCIANA		3	2	40%	5
MINUTECLINIC MINUTECLINIC #4977		3	2	40%	5
CARLOS PORTU MD, PLLC			5	100%	5
MC DIAGNOSTIC OF CONNECTICUT PC #459		5			5
CENTREX CLINICAL LABS INC		5			5
WANTAGH URGENT CARE		5			5
BAYSHORE LABORATORY		4	1	20%	5
UT MEMPHIS UNIVERSITY HEALTH SERVICES			5	100%	5
VALDOSTA FAMILY MEDICINE			5	100%	5
BETHESDA COMMUNITY HEALTH CENTER			5	100%	5
ST JOSEPH WOMENS HOSPITAL			5	100%	5
WESTMINSTER SHORES			5	100%	5
FLORIDA DEPARTMENT OF HEALTH IN MONROE COUNTY		2	3	60%	5
MINUTECLINIC DIAGNOSTIC OF NORTH		5			5

COVID-19: testing by laboratory

Data through Dec 29, 2020 verified as of Dec 30, 2020 at 09:25 AM

Data in this report are provisional and subject to change.

The numbers in the table below represent the number of Florida and non-Florida residents for whom test results were received by the Department of Health. A person can be tested by more than one laboratory and can have both positive and negative results. **Therefore, the sum of the numbers in each column will be larger than the total number of people tested.**

Reporting lab	Inconclusive	Negative	Positive	Percent positive	Total
MINUTECLINIC DIAGNOSTIC OF NEW JERSEY,		5			5
MEDEXPRESS URGENT CARE - BEECH GROVE		5			5
STATMED OCALA			5	100%	5
MAIMONIDES MEDICAL CENTER		4	1	20%	5
ST VINCENT'S CHILTON		4	1	20%	5
CYPRESS CREEK MEDICAL CENTER			5	100%	5
JOE DIMAGGIO CHILDREN'S HOSPITAL		1	4	80%	5
COOPER HOSPITAL/UNIVERSITY MEDICAL		5			5
FRANCES WARDE MEDICAL LABORATORY		2	3	60%	5
MINUTE CLINIC DIAGNOSTIC OF SC, LLC #42		4	1	20%	5
OMNICARE PHARMACY OFTEXAS 1, LP DBA OMNICARE		5			5
ORMOND MEDICAL ARTS		3	2	40%	5
MED LABS DIAGNOSTICS		3	2	40%	5
TANNER MEDICAL CENTER EAST AL		5			5
UCF STUDENT HEALTH SERVICES LABORATORY		2	3	60%	5
SOUTHEASTERN PEDIATRIC ASSOCIATES			5	100%	5
XRL SXF REF LAB		5			5
MEDEXPRESS URGENT CARE-DUBOIS		5			5
YORKVILLE PEDIATRIC URGENT CARE		5			5
MOUNT SINAI BROOKLYN LABORATORY		4	1	20%	5
MCR HEALTH LAWTON CHILES ADMINISTRATION STE A		1	4	80%	5
UPMC HEALTH SYSTEM		4	1	20%	5
LAKE NONA PEDIATRICS IN ASSOCIATION WITH NEMOURS		5			5
NATIONAL GENETICS INST LABCORP		1	4	80%	5
KIDSVILLE PEDIATRICS			5	100%	5
CLEVELAND CLINIC MARTIN HEALTH NURSING & RESTORATIVE		5			5
FLORIDA HOSPITAL LAKE MARY		5			5
HILLSBOROUGH COUNTY HEALTH DEPARTMENT			5	100%	5
MEDEXPRESS URGENT CARE-KATY		4	1	20%	5
LORI MCAULIFFE MD PA			5	100%	5
MINUTECLINIC DIAGNOSTIC OF NEW JERSEY, LLC # 7069		5			5
MAXHEALTH		4	1	20%	5
MINUTECLINIC DIAGNOSTIC OF PENNSYLVANIA, LLD #1545		5			5
MINUTE-CLINIC DIAGNOSTIC OF VIRGINIA, LLC #2003		4	1	20%	5
STEWART MELBOURNE HOSPITAL			5	100%	5
CROSSROADS URGENT CARE, PLLC		5			5
AEL KNOXVILLE			5	100%	5
CVS MINUTE CLINIC DIAGNOSTIC OF NEW JERSEY		5			5
URGENT CARE OF LONGWOOD			5	100%	5
WATERTOWN URGENT CARE PLLC		5			5
OPTUM SILVER LAKES			5	100%	5
CURATIVE CARE CENTER INC		1	4	80%	5
MEDEXPRESS URGENT CARE-MUNCIE		5			5
WOODHULL MEDICAL AND MENTAL HEALTH CTR		5			5
BAY BREEZE HEALTH AND REHABILITATION CENTER		5			5
WEST PACIFIC MEDICAL LABORATORY			5	100%	5
ROSEMONT GARDENS INC		5			5

COVID-19: testing by laboratory

Data through Dec 29, 2020 verified as of Dec 30, 2020 at 09:25 AM

Data in this report are provisional and subject to change.

The numbers in the table below represent the number of Florida and non-Florida residents for whom test results were received by the Department of Health. A person can be tested by more than one laboratory and can have both positive and negative results. **Therefore, the sum of the numbers in each column will be larger than the total number of people tested.**

Reporting lab	Inconclusive	Negative	Positive	Percent positive	Total
MEDEXPRESS ELKINS		5			5
COMMUNITY HEALTH OF SOUTH FLORIDA			5	100%	5
BENSONHURST URGENT CARE		5			5
MEDEXPRESS URGENT CARE - WASHINGTON		4	1	20%	5
COPELAND MEDICAL CLINIC		3	2	40%	5
DEPARTMENT OF HEALTH AND HUMAN SERVICES LANSING			5	100%	5
MEDICAL CENTER OF BLOUNTSTOWN			5	100%	5
URGENT MEDICAL CENTER INC		2	3	60%	5
JOSEF SCHENKER MD PC DBA CENTERS URGENT		4	1	20%	5
MEDEXPRESS URGENT CARE MURRYSVILLE		3	2	40%	5
GULF COAST VETERANS HCS PANAMA CITY OPC		5			5
LABCORP UNSPECIFIED		5			5
INTERNAL MEDICINE & PRIMARY CARE ASSOCIATES, PLC			5	100%	5
WELLMED AT PLANT CITY		4	1	20%	5
BEACH HOUSE		5			5
CHAMPLAIN VALLEY PHYSICIANS HOSPITAL		3	2	40%	5
NELSON BIOLOGICAL			5	100%	5
MINUTECLINIC DIAGNOSTIC MEDICAL GROUP		5			5
SUNSHINE PEDIATRICS OF CENTRAL FLORIDA PL		2	2	50%	4
TIFFANY LAKE CARE CENTERS INC		4			4
FISHERMEN'S HOSPITAL			4	100%	4
REHABILITATION CENTER OF WINTER PARK,THE			4	100%	4
APEX HOME HEALTH CARE		4			4
SOUTHWESTERN REGIONAL MEDICAL CENTER - TULSA		4			4
WATSON THERAPEUTICS		1	3	75%	4
PUTNAM HOSPITAL CENTER LABORATORY		4			4
JUPITER ISLAND MEDICAL CLINIC INC		4			4
SOUTH FLORIDA FAMILY HEALTH & RESEARCH CTR			4	100%	4
ADVENTHEALTH MEDICAL GROUP PEDIATRICS AT		2	2	50%	4
BARTON MEMORIAL HOSPITAL		3	1	25%	4
INTERNAL MEDICINE LIPID AND WELNNESS PRACTICE			4	100%	4
INTERMARKET FACILITY			4	100%	4
KETTERING HEALTH			4	100%	4
EXPRESS TESTING-ONE			4	100%	4
MINUTE CLINIC DIAGNOSTIC OF NORTH CAROLINA		4			4
BENEVA LAKES HEALTHCARE & REHAB CENTER			4	100%	4
MIAMI COMMUNITY HEALTH CENTER INC		1	3	75%	4
UHEALTH UNIVERSITY OF MIAMI			4	100%	4
JOHN T MATHER MEMORIAL HOSPITAL LABORATORY		4			4
FLORIDA HEART AND VASCULAR			4	100%	4
REDMED OF CROSSTOWN		1	3	75%	4
ACCENT PHYSICIAN SPECIALISTS PA		4			4
LEON MEDICAL CENTERS, LLC			4	100%	4
PM PEDIATRICS OF SELDEN		3	1	25%	4
Nemours Children's Urgent Care			4	100%	4
HEALTH AND WELLNESS CENTER			4	100%	4
ELITE MD GROUP INC		1	3	75%	4

COVID-19: testing by laboratory

Data through Dec 29, 2020 verified as of Dec 30, 2020 at 09:25 AM

Data in this report are provisional and subject to change.

The numbers in the table below represent the number of Florida and non-Florida residents for whom test results were received by the Department of Health. A person can be tested by more than one laboratory and can have both positive and negative results. **Therefore, the sum of the numbers in each column will be larger than the total number of people tested.**

Reporting lab	Inconclusive	Negative	Positive	Percent positive	Total
GNT ASSOCIATES		3	1	25%	4
MEDEXPRESS URGENT CARE, FAIRMONT		4			4
MEDEXPRESS URGENT CARE - CLARKSBURG		4			4
PENSACOLA PEDIATRICS MILTON			4	100%	4
MEDICANA NURSING AND REHAB CENTER			4	100%	4
KENDALL REGIONAL MEDICAL CNTR			4	100%	4
DR. PHILLIPS MEDICAL WELLNESS CENTER		2	2	50%	4
LAKE FOREST PARK OP CO LLC		4			4
OCHSNER MEDICAL CENTER			4	100%	4
CONCENTRA URGENT CARE		1	3	75%	4
MEDEXPRESS URGENT CARE - MARKHAM STREE		3	1	25%	4
PR HEALTH			4	100%	4
MC DIAGNOSTIC OF CONNECTICUT , PC # 3		2	2	50%	4
ADVENTHEALTH NEW SMYRNA BEACH COMMUNITY HEALTH			4	100%	4
MINUTECLINIC DIAGNOSTIC OF SC, LLC #2		4			4
MIAMI CANCER INSTITUTE			4	100%	4
Walker BaptistMedCtr		3	1	25%	4
UNIVERSITY OF WASHINGTON MEDICAL CENTER (UWMC) EMERGENCY DEPT.			4	100%	4
West Gate Village, LLC		4			4
FLORIDA MEDICAL CL ODOM TPA		1	3	75%	4
MEDEXPRESS URGENT CARE - FAYETTEVILLE		2	2	50%	4
HELIX KH UC			4	100%	4
RELIANT ACUTE CARE			4	100%	4
VITAL CARE URGENT CARE			4	100%	4
PRIMECARE		2	2	50%	4
SOUTHERN LABORATORY SERVICES OF NWF		4			4
COLUMBIA MEMORIAL HOSPITAL LABORATORY		4			4
ADVENTHEALTH CAR CENTER APOPKA			4	100%	4
ACCENTCARE		4			4
DYNAMIC HEALTH CENTERS INC		2	2	50%	4
SONIC REFERENCE LABORATORY			4	100%	4
PRL NYC PANDEMIC RESPONSE LAB			4	100%	4
CLINICAL LABORATORIES OF THE BUFFALO		3	1	25%	4
GENEVA GENERAL HOSPITAL LABORATORY		3	1	25%	4
PHYSICIANS IMMEDIATE CARE AURORA			4	100%	4
AMERICAN HOUSE FORT MYERS		4			4
ADVENTIST HEALTH SYSTEM FLORIDA DEPT OF HEALTH		3	1	25%	4
FLORENCE - HUNTSVILLE HOSPITAL URGENT CARE		3	1	25%	4
BIRMINGHAM VAMC		1	3	75%	4
KANSAS DEPARTMENT OF HEALTH		2	2	50%	4
ACE BIOMEDICAL LABS LLC			4	100%	4
MINUTECLINIC DIAGNOSTIC OF VIRGINIA, LLC #1656		4			4
Grand Villa of Clearwater		4			4
URGENT CARE OF ERWIN		4			4
FLORIDA CANCER SPECIALISTS AND RESEARCH		2	2	50%	4
AHEC CLINIC		1	3	75%	4
Park Ridge Nursing Center		3	1	25%	4

COVID-19: testing by laboratory

Data through Dec 29, 2020 verified as of Dec 30, 2020 at 09:25 AM

Data in this report are provisional and subject to change.

The numbers in the table below represent the number of Florida and non-Florida residents for whom test results were received by the Department of Health. A person can be tested by more than one laboratory and can have both positive and negative results. **Therefore, the sum of the numbers in each column will be larger than the total number of people tested.**

Reporting lab	Inconclusive	Negative	Positive	Percent positive	Total
Millennium Nursing & Rehab Center		4			4
PANIRA HEALTHCARE CLINIC			4	100%	4
VIERA PEDIATRICS		1	3	75%	4
MINUTE CLINIC DIAGNOSTIC OF TEXAS, LLC		4			4
HAWTHORNE INN OF LAKE LAND		4			4
UNILAB OF DADE INC			4	100%	4
SIGNATURE CARE MONTROSE		2	2	50%	4
CDRX INFUSION			4	100%	4
CVS MINUTE CLINIC DIAGNOSTIC MED GRP OF SAN		2	2	50%	4
BIG BEND HOSPICE INC		4			4
ATMORE NURSING CENTER		3	1	25%	4
CRESTAR LABS		2	2	50%	4
MINUTE CLINIC DIAGNOSTIC OF MICHIGAN PC		4			4
WYOMING PUBLIC HEALTH LAB			4	100%	4
MAILBOX DIAGNOSTICS		2	2	50%	4
LA MER NH LLC			4	100%	4
MIZELL MEMORIAL HOSPITAL			4	100%	4
WESLEY CHAPEL INTERNAL MEDICINE AND PEDIATRICS			4	100%	4
LABS PLUS LLC		4			4
UW MEDICINE VIROLOGY LAB			4	100%	4
VRL LABORATORIES			4	100%	4
THE DOCTORS CENTER HEALTHCARE-SOUTHSIDE		1	3	75%	4
DOTHAN PEDIATRIC CLINIC			4	100%	4
FHCP - ORMOND BEACH			4	100%	4
ENCOMPASS HOME HEALTH		4			4
THONOTOSASSA COMMUNITY HEALTH CENTER		1	3	75%	4
BELLIN HEALTH LAB		1	3	75%	4
Sunrise Health and Rehabilitation Center			4	100%	4
MEDEXPRESS URGENT CARE PLEASANT HILLS		3	1	25%	4
FCHC (OB)-DARWIN SQUARE CTR.			4	100%	4
MINUTECLINIC DIAGNOSTIC OF VIRGINIA		4			4
BOROPARK URGENT CARE		3	1	25%	4
COLLIER HMA PHYSICIAN MANAGEMENT, LLC			4	100%	4
GARDENS HEALTH NH LLC		4			4
HAMPTON ALF AT 24TH ROAD LLC			4	100%	4
CITYMD		1	3	75%	4
CARENOW URGENT CARE-GREEN HILLS		4			4
LONG ISLAND JEWISH FOREST HILLS HOSPITAL		4			4
CAREWELL 202			4	100%	4
SunTerrace Health Care Center		3	1	25%	4
JUPITER MEDICAL CENTER URGENT CENTER			4	100%	4
MEMORIAL HEALTH CARE SYSTEMS			4	100%	4
OKLAHOMA STATE DEPARTMENT OF HEALTH-PUBLIC HEALTH LABORATORY			4	100%	4
COVENIENT CARE MEDICAL CLINIC			4	100%	4
MEDEXPRESS URGENT CARE - MBURG COMMONS		4			4
CELAL GUROL ERBAY, MD			4	100%	4
MINUTECLINIC, LLC #03965		4			4

COVID-19: testing by laboratory

Data through Dec 29, 2020 verified as of Dec 30, 2020 at 09:25 AM

Data in this report are provisional and subject to change.

The numbers in the table below represent the number of Florida and non-Florida residents for whom test results were received by the Department of Health. A person can be tested by more than one laboratory and can have both positive and negative results. **Therefore, the sum of the numbers in each column will be larger than the total number of people tested.**

Reporting lab	Inconclusive	Negative	Positive	Percent positive	Total
CENTERPLACE HEALTH			4	100%	4
MEDICINE SHOPPE #1306 THE		3	1	25%	4
TARPON SPRINGS PEDIATRICS, LLC			4	100%	4
ELITE MEDICAL CENTER			4	100%	4
NORTHDAL REHABILITATION CENTER			4	100%	4
MEDEXPRESS URGENT CARE HUNTINGTON		4			4
RIO PINAR HEALTH CARE			4	100%	4
NEWPATH DIAGNOSTICS		4			4
FLORIDA HEALTH CARE PLANS STIRLING CENTER			4	100%	4
MIRIMUS INC		1	3	75%	4
CARE ONE PRIMARY CARE			4	100%	4
ABSOLUTE HEALTH		4			4
CVS MINUTE CLINIC DIAGNOSTIC PA		3	1	25%	4
Stratford Court of Palm Harbor		4			4
GENUS DIAGNOSTICS			4	100%	4
CRESTVIEW IMMEDIATE CARE LL			4	100%	4
TENDER CARE ALF		4			4
GRAND VILLA OF ENGLEWOOD		1	3	75%	4
PALM BEACH CANCER INSTITUTE			4	100%	4
Westminster Manor		3	1	25%	4
MEDEXPRESS URGENT CARE - BATTLE CREEK		2	2	50%	4
MD NOW MEDICAL CENTER INC			4	100%	4
FLORIDA MEDICAL CLINIC - MULTI SPECIALTY CAMPUS		1	3	75%	4
FLAGLER HEALTH SERVICES INC			4	100%	4
MEDEXPRESS URGENT CARE - FREDERICK		4			4
SOUTHEASTERN REGIONAL MEDICAL CENTER			4	100%	4
MINUTECLINIC DIAGNOSTICS OF IND, LLC		4			4
MEDEXPRESS URGENT CARE, BUTLER		3	1	25%	4
PALM BEACH COUNTY HEALTH DEPARTMENT LABORATORY			4	100%	4
BIOTEST PLASMA CENTER		4			4
THE PLAZA AT PARKSQUARE		4			4
RAINBOW PEDIATRIC CENTER PA		3	1	25%	4
CARENOW URGENT CARE - WINTER SPRINGS		3	1	25%	4
DIAGNOSTECHS		4			4
PREMIER URGENT CARE CENTER LLC			4	100%	4
ADVENT HEALTH - TUSKAWILLA		4			4
IGENEX INC		4			4
DYNACARE LABORATORIES			4	100%	4
SANFORD SOUTH UNIVERSITY		4			4
PRIMECARE AT PORT ORANGE			4	100%	4
AHC Decatur County		4			4
PEACEHEALTH LABORATORIES		3	1	25%	4
EAST BANK HOSPITAL - UNIVERSITY OF MINNESOTA MEDICAL CENTER			4	100%	4
MEDEXPRESS URGENT CARE - CULPEPER		4			4
CAPE COD HOSPITAL			4	100%	4
LEMOYNE COLLEGE WELLNESS CENTER FOR		4			4
OKLAHOMA STATE UNIVERSITY DIAGNOSTIC LAB			4	100%	4

COVID-19: testing by laboratory

Data through Dec 29, 2020 verified as of Dec 30, 2020 at 09:25 AM

Data in this report are provisional and subject to change.

The numbers in the table below represent the number of Florida and non-Florida residents for whom test results were received by the Department of Health. A person can be tested by more than one laboratory and can have both positive and negative results. **Therefore, the sum of the numbers in each column will be larger than the total number of people tested.**

Reporting lab	Inconclusive	Negative	Positive	Percent positive	Total
MEDEXPRESS URGENT CARE CHARLESTON		4			4
OMNICARE PHARMACY OF TEXAS 1		4			4
MEDEXPRESS URGENT CARE - SOUTH PARKERSBURG		4			4
MINUTECLINIC, LLC #1586		3	1	25%	4
ALVARO J DANGOND MD PA		4			4
MEDEXPRESS URGENT CARE - GLENDALE		4			4
Signature Healthcare of Ormond		4			4
GREENVILLE MEMORIAL HOSPITAL LAB			4	100%	4
NEULIFE NEUROLOGICAL SERVICES LLC			4	100%	4
IMIC INC RESEARCH			4	100%	4
MINUTECLINIC DIAGNOSTIC OF TN PC #6415		4			4
The Crossroads		4			4
BOCA SIMON LAB		1	3	75%	4
Health Care Center of Jacksonville			4	100%	4
ST VINCENT'S ST CLAIR		2	2	50%	4
Bardmoor Oaks Healthcare and Rehabilitation Center		3	1	25%	4
MINUTECLINIC DIAGNOSTIC OF TEXAS		4			4
OPTUM PRIMARY CARE - FOUNTAIN OAKS			4	100%	4
Okeechobee Health Care Facility		4			4
ADVENT HEALTH MEDICAL GROUP- FAMILY MEDICINE AT DR. PHILIPS		1	3	75%	4
TULLAHOMA HMA, LLC		3	1	25%	4
SIMEDHEALTH LLC		2	2	50%	4
ORLANDO FAMILY MEDICAL INC		4			4
FIFTH AVENUE PEDIATRICS		3	1	25%	4
HEALTHY MINORS PEDIATRIC URGENT CARE		4			4
MEDEXPRESS URGENT CARE - PRINCETON		4			4
CAPTAIN JAMES A. LOVELL FEDERAL HEALTHCARE CENTER			4	100%	4
FLORIDA HEALTHCARE OF ORLANDO			4	100%	4
CELERION			4	100%	4
MEDICAL CONSULTANTS OF FLORIDA DBA		4			4
Heartland of Boynton Beach			4	100%	4
ADVENT HEALTH CENTRA CARE - ORANGE LAKE		1	3	75%	4
SUPERIOR RESIDENCES AT CALA HILLS		4			4
UTAH DEPARTMENT OF HEALTH			4	100%	4
CENTERPLACE HEALTH, INC			4	100%	4
SIGNATURE CARE EMERGENCY CENTER		2	2	50%	4
BARBARA O'REILLY MD PA		4			4
COMPREHENSIVE CLINICAL RESEARCH, LLC			4	100%	4
MINUTE-CLINIC DIAGNOSTIC OF VIRGINIA, LLC #794		4			4
CHILDREN'S MEDICAL GROUP		4			4
BAYLOR ESOTERIC AND MOLECULAR LAB			4	100%	4
PANCARE HEALTH YOUNGSTOWN			4	100%	4
BROOKDALE PENSACOLA		4			4
DEPARTMENT OF HEALTH AND HUMAN SERVICES STATE OF NEW HAMPSHIRE			4	100%	4
REHABILITATION CENTER AT JUPITER GARDENS		4			4
Clearwater Center		4			4
Calusa Harbour			4	100%	4

COVID-19: testing by laboratory

Data through Dec 29, 2020 verified as of Dec 30, 2020 at 09:25 AM

Data in this report are provisional and subject to change.

The numbers in the table below represent the number of Florida and non-Florida residents for whom test results were received by the Department of Health. A person can be tested by more than one laboratory and can have both positive and negative results. **Therefore, the sum of the numbers in each column will be larger than the total number of people tested.**

Reporting lab	Inconclusive	Negative	Positive	Percent positive	Total
MULBERRY'S MOBILE PROVIDER SERVICES LLC			4	100%	4
INSPIRED LIVING AT PALM BAY		4			4
COMPUNET CLINICAL LAB			4	100%	4
MARSHALL MEDICAL CENTER SOUTH LAB		3	1	25%	4
PENNSYLVANIA DEPARTMENT OF HEALTH BUREAU OF LABORATORIES			4	100%	4
MD ANDERSON			4	100%	4
PALM HARBOR DERMATOLOGY		4			4
OPTIMAL CARE PEDIATRICS			4	100%	4
FORT PIERCE FAMILY CARE INC		3	1	25%	4
MEDEXPRESS URGENT CARE - MT LEBANON		3	1	25%	4
PRIMARY CARE WALK IN CLINIC PLLC			4	100%	4
FLORIDA HOSPITAL ALTAMONTE		2	2	50%	4
VIGILINT HEALTHCARE		2	2	50%	4
YAZJI PEDIATRIC CARE LLC DBA TUKA PEDIATRICS			4	100%	4
L3HARRIS FAMILY MEDICAL CENTER			4	100%	4
CONSULATE HEATH CARE AT WEST ALTAMONTE			4	100%	4
ABBNEY MANOR RETIREMENT RESIDENCE INC		4			4
NORTHEAST ALABAMA REGIONAL MEDICAL CENTER		2	2	50%	4
SHEEPSHEAD BAY URGENT CARE		4			4
ARKANSAS DEPARTMENT OF HEALTH			4	100%	4
CARENOW URGENT CARE-WEST END		4			4
SHARP MEMORIAL HOSPITAL MICROBIOLOGY DEPT			4	100%	4
MARION AND BERNARD L SAMSON NURSING CENTER			4	100%	4
MINUTE CLINIC DIAGNOSTIC OF PENNSYLVANIA		4			4
ELTINGVILLE CIRCLE URGENT CARE		4			4
TRIDENT BIOMETRICS		3	1	25%	4
MARSHFIELD LABORATORIES			4	100%	4
UNION CITY MANOR NURSING CENTER		4			4
INFECTION CONTROL/ EMPHEALTH		3	1	25%	4
DTR LABS		3	1	25%	4
DACH MAIN LAB			3	100%	3
ESTATES MEDICAL CENTER INC			3	100%	3
TUFTS MEDICAL CENTER			3	100%	3
FLORIDA MENTOR-POINT WEST CLUSTER		3			3
MINUTECLINIC, LLC #4230		2	1	33%	3
ORCHID COVE DAYTONA			3	100%	3
PALM BEACH CDH - DELRAY BEACH			3	100%	3
CARENOW URGENT CARE-HERMITAGE			3	100%	3
WYOMING DEPT OF HEALTH			3	100%	3
MEDEXPRESS - NEWARK		3			3
FLORIDA MENTOR		3			3
BROOKDALE ORANGE PARK		3			3
METHODIST HOSPITAL			3	100%	3
BAPTIST OUTPATIENT SERVICES			3	100%	3
NORTH NAPLES HOSPITAL RESPIRATORY THERAPY DEPARTMENT			3	100%	3
MADISON COUNTY HEALTH DEPARTMENT		3			3
LAKE HOWARD HEIGHTS	1	2			3

COVID-19: testing by laboratory

Data through Dec 29, 2020 verified as of Dec 30, 2020 at 09:25 AM

Data in this report are provisional and subject to change.

The numbers in the table below represent the number of Florida and non-Florida residents for whom test results were received by the Department of Health. A person can be tested by more than one laboratory and can have both positive and negative results. **Therefore, the sum of the numbers in each column will be larger than the total number of people tested.**

Reporting lab	Inconclusive	Negative	Positive	Percent positive	Total
MEDEXPRESS URGENT CARE - IRVING		3			3
FELICIDAD MEDICAL CENTER INC			3	100%	3
CAPITAL HEALTH LABORATORY INC			3	100%	3
BAPTIST HEALTH MEDICAL CENTER			3	100%	3
SANDGATE GARDENS REHAB & NURSING CENTER		2	1	33%	3
SPRING LAKE REHABILITATION CENTER			3	100%	3
QUEST DIAGNOSTICS PSC			3	100%	3
WILLIAM A HINTON STATE LABORATORY INSTITUTE		1	2	67%	3
BAPTIST PRIMARY CARE, INC.		2	1	33%	3
DOTHAN WEST FAMILY MEDICINE		2	1	33%	3
VITAS HEALTHCARE			3	100%	3
GENOME LLC	1		2	67%	3
UNIVERSITY OF MICHIGAN		2	1	33%	3
MINUTE CLINIC LLC #2775		3			3
MACCLENNY NURSING AND REHAB			3	100%	3
MOULTRIE CREEK NURSING AND REHAB			3	100%	3
State Lab Unspecifd			3	100%	3
MARION COUNTY FIRE RESCUE		3			3
ADVENTHEALTH SEBRING- INFECTION CONTROL DEPARTMENT			3	100%	3
SHERMAN-ABRAMS LABORATORY INC		3			3
CAYUGA COUNTY HEALTH DEPARTMENT		3			3
AFC PHYSICIANS OF FLORIDA PA			3	100%	3
PREMIER CLINICAL RESEARCH INSTITUTE INC			3	100%	3
PRISMA HEALTH MIDLANDS			3	100%	3
ORLANDO REGIONAL HEALTH SERVICES		1	2	67%	3
MEDEXPRESS URGENT CARE-PASADENA		3			3
THE LODGE AND REHABILITATION CENTER		3			3
MEDEXPRESS URGENT CARE - BECKLEY CROSS		2	1	33%	3
ALABAMA DEPARTMENT OF PUBLIC HEALTH		1	2	67%	3
GONZALEZ MD AND ASWAD MD HEALTH SERVICES			3	100%	3
CVS MINUTE CLINIC, LLC #22		2	1	33%	3
MOBIL LAB FOR ALL INC		3			3
MEDEXPRESS URGENT CARE LAVALE		3			3
SIGNATURE CARE PFLUGERVILLE			3	100%	3
WINDER NURSING INC DBA WINDER HEALTH CARE		3			3
REELFOOT FAMILY WALK IN CLINIC		2	1	33%	3
EMORY BENNETT VETERANS NURSING HOME		3			3
LEE MEMORIAL HEALTH SYSTEM		2	1	33%	3
GENEXPERT			3	100%	3
MEDEXPRESS URGENT CARE - TARENTUM		3			3
WEST TN HEALTH MED NORTH		3			3
Magnolia Health and Rehab Center			3	100%	3
NORTHSIDE HOSPITAL ATLANTA		3			3
MEDEXPRESS URGENT CARE-HERSHEY		2	1	33%	3
NORTH SHORE HEMATOLOGY-ONCOLOGY ASSOCIATES, PC		3			3
COVENANT PEDIATRICS		1	2	67%	3
PEDIATRICS BY THE SEA JOG RD OFFICE			3	100%	3

COVID-19: testing by laboratory

Data through Dec 29, 2020 verified as of Dec 30, 2020 at 09:25 AM

Data in this report are provisional and subject to change.

The numbers in the table below represent the number of Florida and non-Florida residents for whom test results were received by the Department of Health. A person can be tested by more than one laboratory and can have both positive and negative results. **Therefore, the sum of the numbers in each column will be larger than the total number of people tested.**

Reporting lab	Inconclusive	Negative	Positive	Percent positive	Total
PUBLIC HEALTH TRUST OF MIAMI DADE COUNTY			3	100%	3
TARRANT COUNTY PUBLIC HEALTH		3			3
MEDEXPRESS URGENT CARE - HOT SPRINGS		3			3
CIGNA PBSO WEST PALM			3	100%	3
LEE CONVENIENT CARE AT SUMMERLIN			3	100%	3
WALGREENS #07502		3			3
VAIL VALLEY MEDICAL CENTER			3	100%	3
PINELLAS PARK HEALTH CENTER - PINELLAS CHD		1	2	67%	3
PANCARE HEALTH - ALTHA PUBLIC			3	100%	3
FLORIDA HOSPITAL PHYSICIAN GROUP		1	2	67%	3
ROANE MEDICAL CENTER		2	1	33%	3
CALIFORNIA DEPARTMENT OF PUBLIC HEALTH			3	100%	3
ST VINCENT'S URGENT CARE		3			3
ERIE COUNTY PUBLIC HEALTH CLINICAL		3			3
ALLIANCE LABS @LRMC			3	100%	3
THOMAS LANGLEY			3	100%	3
REGIONAL MEDICAL LAB			3	100%	3
MEDEXPRESS URGENT CARE-NESHANNOCK TWP		2	1	33%	3
ANN STORCK CENTER INC		3			3
DISCOVERY VILLAGE AT STUART		1	2	67%	3
VIRGINIA DIVISION OF CONSOLIDATED LABORATORIES			3	100%	3
CVS MINUTE CLINIC			3	100%	3
NIGHT LITE PEDIATRICS CENTER		1	2	67%	3
ADVENTHEALTH MEDICAL GROUP PEDIATRIC & ADOLESCENT		3			3
MINUTECLINIC DIAG OF IND, LLC #2387		3			3
MEDEXPRESS URGENT CARE MORGANTOWN		3			3
MICHIGAN HEALTH CLINIC LABORATORIES		2	1	33%	3
URGENT CARE - OCONEE		2	1	33%	3
HIALEAH SHORES NURSING AND		2	1	33%	3
Lab MSMC Hialeah			3	100%	3
ELITE PRIMARY CARE OF WAYCROSS			3	100%	3
GREATER MOBILE URGENT CARE – SPRINGHILL			3	100%	3
SJH			3	100%	3
CVS MINUTE CLINIC DIAG OF IND LLC #5206		2	1	33%	3
GRACE WELLNESS CENTER		2	1	33%	3
VIDANT MEDICAL CENTER			3	100%	3
SIDDH INC DBA SAN CARLOS PHARMACY		2	1	33%	3
ESTERO FIRE RESCUE		3			3
MINUTECLINIC DIAGNOSTIC OF MICHIGAN, P		3			3
MEDEXPRESS - COLLINSVILLE BELT LINE		3			3
FLORIDA DEPARTMENT OF HEALTH IN MIAMI DADE COUNTY		2	1	33%	3
SURETOX LABORATORY LLC		2	1	33%	3
BLOOMINGDALE PEDIATRIC ASSOCIATES PA			3	100%	3
JACKSON SOUTH COMMUNITY HOSPITAL LAB			3	100%	3
HILLVIEW LABORATORY			3	100%	3
WINSHIPS PHARMACY INC		3			3
ACCESS HOME HEALTH OF FLORIDA LLC		3			3

COVID-19: testing by laboratory

Data through Dec 29, 2020 verified as of Dec 30, 2020 at 09:25 AM

Data in this report are provisional and subject to change.

The numbers in the table below represent the number of Florida and non-Florida residents for whom test results were received by the Department of Health. A person can be tested by more than one laboratory and can have both positive and negative results. **Therefore, the sum of the numbers in each column will be larger than the total number of people tested.**

Reporting lab	Inconclusive	Negative	Positive	Percent positive	Total
PALMS WEST HOSPITAL			3	100%	3
VICAR'S LANDING NURSING HOME		2	1	33%	3
PLAINVIEW PRIMARY CARE		3			3
ASPEN VALLEY HOSPITAL			3	100%	3
Hunterdon Medical Center Laboratory		3			3
MEDEXPRESS URGENT CARE - BLUEFIELD		2	1	33%	3
MEDEXPRESS URGENT CARE - WEIRTON		3			3
URGENT TEAM - HUNTSVILLE		3			3
HELIX LW UC		1	2	67%	3
WELLINGTON REGIONAL MEDICAL CENTER			3	100%	3
VILLAGES HEALTH, THE		3			3
MINUTECLINIC DIAGNOSTIC OF NORTH CAROLINA PC #7054		3			3
ADRIANA M CASTRO MD PA		3			3
ORLANDO ORTHOPAEDIC OUTPATIENT SURGERY CENTER		1	2	67%	3
Gulfport Rehabilitation Center			3	100%	3
EXETER HOSPITAL		3			3
NORTHWEST FLORIDA CLINICAL LAB		1	2	67%	3
MEDEXPRESS URGENT CARE, JOHNSTOWN		2	1	33%	3
CULLMAN REGIONAL MEDICAL CENTER		2	1	33%	3
FLORIDA LABORATORY ANALYSIS, LLC			3	100%	3
NC STATE LABORATORY OF PUBLIC HEALTH		3			3
PREMIER FAMILY AND SPORTS MEDICINE		2	1	33%	3
NORTHSIDE HOSPITAL		2	1	33%	3
WHITE WILSON MEDICAL CENTER NEPHROLOGY			3	100%	3
MINUTECLINIC DIAGNOSTIC OF RHODE ISLAND		2	1	33%	3
LEXINGTON MEDICAL CENTER		1	2	67%	3
QUINTON MEMORIAL HEALTH CARE CENTER		3			3
MINUTECLINIC, LLC, MINUTECLINIC #7637		3			3
MEDEXPRESS - NEW CASTLE, DUPONT HWY		3			3
NYC PUBLIC HEALTH LABS			3	100%	3
Fouraker Hills Rehab and Nursing			3	100%	3
Centrastate Medical Center		2	1	33%	3
MEDEXPRESS URGENT CARE - NORTH LITTLE		2	1	33%	3
PPD - IXLAYER		3			3
CAMPAZZI CONCIERGE MEDICAL SERVICES		2	1	33%	3
EASTCHESTER PEDIATRIC MEDICAL GROUP		3			3
URGENT DOC - URGENT CARE CLINIC			3	100%	3
ASSOCIATES MD CYPRESS CREEK			3	100%	3
CONSOLIDATED LABORATORY SERVICES			3	100%	3
AMERICAN HEALTH ASSOCIATES INC			3	100%	3
NOVANT HEALTH PRESBYTERIAN		2	1	33%	3
ST BARNABAS HOSPITAL		3			3
PUTNAM COUNTY EMERGENCY RESCUE SERVICE		3			3
LEESBURG COMMUNITY HEALTH CENTERS			3	100%	3
RAPID CITY RUGENT CARE			3	100%	3
CUMBERLAND MEDICAL CENTER INC		3			3
OHIO DEPARTMENT OF HEALTH			3	100%	3

COVID-19: testing by laboratory

Data through Dec 29, 2020 verified as of Dec 30, 2020 at 09:25 AM

Data in this report are provisional and subject to change.

The numbers in the table below represent the number of Florida and non-Florida residents for whom test results were received by the Department of Health. A person can be tested by more than one laboratory and can have both positive and negative results. **Therefore, the sum of the numbers in each column will be larger than the total number of people tested.**

Reporting lab	Inconclusive	Negative	Positive	Percent positive	Total
MINUTECLINIC DIAGNOSTIC OF TN PC #566		3			3
MEDFIRST URGENT CARE			3	100%	3
DICKSON MEDICAL ASSOCIATES PC PATH LAB		3			3
NEMOURS CHILDRENS PRIMARY CARE MAITLAND			3	100%	3
PENSACOLA PEDIATRICS PA - TIGER POINT			3	100%	3
ADVENT HEALTH MEDICAL GROUP FAMILY MEDICINE			3	100%	3
Broadview Multi-Care Center		3			3
ALOHA HOME CARE LLC DBA ACCENTCARE HOME HEALTH OF		3			3
UNITY HEALTH AND REHABILITATION CENTER			3	100%	3
CAMELLIA AT DEERWOOD			3	100%	3
NOVADX		2	1	33%	3
NORTH DAKOTA DEPT OF HEALTH MICROBIOLOGY		1	2	67%	3
NAVAL MEDICAL CENTER SAN DIEGO			3	100%	3
DEACONESS HOSPITAL			3	100%	3
GYN PATH SERVICES			3	100%	3
ADVANCED PEDIATRICS OF BOCA LLC			3	100%	3
MINUTECLINIC DIAGNOSTIC OF TN, PC 374		3			3
MINUTECLINIC DIAGNOSTIC OF WISCONSIN,		3			3
AMERICAN SCIENTIFIC LABORATORIES LLC			3	100%	3
UNIVERSITY OF MIAMI / SCCC RESEARCH LABORATORY			3	100%	3
PRORENATA LABS		1	2	67%	3
YORK HOSPITAL - LABORATORY			3	100%	3
URGENT CARE AT LONGWOOD			3	100%	3
KENTUCKY CABINET FOR HEALTH AND FAMILY SERVICES			3	100%	3
GLADES COUNTY DETENTION CENTER			3	100%	3
MEDFUSION		2	1	33%	3
MEDICAL CENTER ENTERPRISE			3	100%	3
Life Care Center of Citrus County		2	1	33%	3
MEDICAL CENTER OF THE ROCKIES			3	100%	3
AUSTIN PUBLIC HEALTH			3	100%	3
ENTRUST IMMEDIATE CARE			3	100%	3
TRUE HEALTH- HOFFNER		3			3
CARENOW URGENT CARE - CENTRAL AUSTIN			3	100%	3
DOCTORS MEDICAL CENTER OF WALTON COUNTY CLINIC			3	100%	3
MINUTECLINIC DIAGNOSTIC MED GRP OF SAN		3			3
MUNSON MEDICAL CENTER			3	100%	3
US SPECIALTY LABS			3	100%	3
MAGNOLIA PEDIATRICS GROUP LLC			3	100%	3
CGH MEDICAL CENTER			3	100%	3
TIFTON CARECONNECT URGENT CARE			3	100%	3
MEDICAL SERVICES OF AMERICA HOME HEALTH		3			3
NORTH BROWARD HOSPITAL DISTRICT HEALTHCARE FOR THE HOMELESS			3	100%	3
LOVING CARE OF THE TREASURE COAST LLC	1	2			3
OPENTRONS PRL		2	1	33%	3
MOBILE RESPONSE DIAGNOSTICS LLC		3			3
FLORIDA CLINICAL LABORATORY - BIOREFERENCE LABORATORIES		2	1	33%	3
HELIX MEDICAL CENTERS		1	2	67%	3

COVID-19: testing by laboratory

Data through Dec 29, 2020 verified as of Dec 30, 2020 at 09:25 AM

Data in this report are provisional and subject to change.

The numbers in the table below represent the number of Florida and non-Florida residents for whom test results were received by the Department of Health. A person can be tested by more than one laboratory and can have both positive and negative results. **Therefore, the sum of the numbers in each column will be larger than the total number of people tested.**

Reporting lab	Inconclusive	Negative	Positive	Percent positive	Total
BAY COUNTY HEALTH DEPARTMENT		3			3
LEWIS COUNTY MANOR		3			3
BETTERMED URGENT CARE			3	100%	3
KEY WEST URGENT CARE, INC		3			3
ST LUKES HOSPITAL LABORATORY		2	1	33%	3
LAFAYETTE NURSING AND REHAB			3	100%	3
PEDIATRICS AND ADOLESCENT MEDICINE		2	1	33%	3
ERIC C MRSHAL, MD, PC #1842		3			3
MINUTECLINIC DIAGNOSTIC OF GEORGIA, LL		3			3
UNC HOSPITAL/MCLENDON CLINICAL LABORATORIES			3	100%	3
THE CLINIC OF PEDIATRICS & GI MEDICINE, INC			3	100%	3
WATSON THERAPEUTICS INC			3	100%	3
KEYSTONE REHABILITATION AND HEALTH CENTER			3	100%	3
LAHEY CLINIC MEDICAL CENTER			3	100%	3
GIBBENS FAMILY MEDICAL, LLC		2	1	33%	3
FAMILY MEDICINE AT WINTER PARK			3	100%	3
WALGREENS 2941		3			3
LINCOLN MEDICAL CENTER		3			3
MEDICAL UNIVERSITY SC HOSPITAL			3	100%	3
ACCESS HEALTH CARE		2	1	33%	3
CROSSVILLE MEDICAL GROUP		1	2	67%	3
LONGWOOD PEDIATRICS LLC			3	100%	3
CORTLAND REGIONAL MEDICAL CENTER		3			3
MEDEXPRESS URGENT CARE MARTINSBURG		2	1	33%	3
RHEA MEDICAL CENTER		3			3
BOLING, STEPHANIE		3			3
ONSLow MEMORIAL HOSPITAL LABORATORY		3			3
CARE ATC - CITY OF BOYNTON BEACH			3	100%	3
AVANTE AT MT DORA		1	2	67%	3
NEWSTAR MEDICAL LABORATORIES		3			3
CULLMAN REGIONAL URGENT CARE		2	1	33%	3
MINUTECLINIC DIAGNOSTIC OF TN, PC 4992		3			3
CVS MINUTE CLINIC DIAGNOSTIC OF TEXAS		3			3
PATIENT FIRST - ALLENTOWN			3	100%	3
MINUTECLINIC DIAGNOSTIC OF ILLINOIS		2	1	33%	3
HEALTHCARE NETWORK OF SOUTHWEST FLORIDA			3	100%	3
ST. PETERSBURG PEDIATRICS- 38TH AVENUE			3	100%	3
PM PEDIATRICS OF BAYSIDE PLLC		3			3
MONTANA DEPARTMENT OF PUBLIC HEALTH & HUMAN SERVICES			3	100%	3
SHANDS AT LAKE SHORE LAB		1	2	67%	3
CAREWELL URGENT CARE			3	100%	3
AVANTE INVERNESS		1	2	67%	3
HAVEN CUSTEAD CARE CENTER			3	100%	3
MANORCARE NURSING & REHABILITATION CENTER-NAPLES		3			3
ANYLABTESTNOW			3	100%	3
MONTEFIORE MEDICAL CENTER LABS MONTEFIORE		2	1	33%	3
MEDEXPRESS URGENT CARE - RICHMOND, W BROAD ST		3			3

COVID-19: testing by laboratory

Data through Dec 29, 2020 verified as of Dec 30, 2020 at 09:25 AM

Data in this report are provisional and subject to change.

The numbers in the table below represent the number of Florida and non-Florida residents for whom test results were received by the Department of Health. A person can be tested by more than one laboratory and can have both positive and negative results. **Therefore, the sum of the numbers in each column will be larger than the total number of people tested.**

Reporting lab	Inconclusive	Negative	Positive	Percent positive	Total
CARENOW URGENT CARE-DONELSON		2	1	33%	3
NEMOURS CHILDRENS PRIMARY CARE HORIZON WEST			3	100%	3
CTRS			3	100%	3
MONTANA PUBLIC HEALTH LAB			3	100%	3
FAMILY MEDICINE AT WATERMAN		3			3
LOYOLA UNIVERSITY MEDICAL CENTER LABORATORY			3	100%	3
ALLIED PHYSICIANS GROUP PLLC		3			3
MEDEXPRESS URGENT CARE-ARLINGTON		2	1	33%	3
WINDSOR OF LAKEWOOD RANCH,THE		3			3
SMOKY MOUNTAIN URGENT CARE AND FAMILY MEDICINE CENTER			3	100%	3
CITIZENS BAPTIST MEDICAL CENTERS LAB		3			3
BARONESS ERLANGER HOSPITAL		3			3
MEDEXPRESS URGENT CARE - SALEM		1	2	67%	3
MONROE COUNTY DEPT OF PUBLIC HEALTH ST		3			3
ALLIANCE FOR MULTISPECIALTY RESEARCH		3			3
NORTHERN LIGHT LABORATORY		1	2	67%	3
BROOKDALE SENIOR LIVING			3	100%	3
PATHOLOGY REFERENCE LAB LLC			3	100%	3
TERRACE OF ST CLOUD, THE		2	1	33%	3
MARYLAND STATE DEPT OF HEALTH	2		1	33%	3
MINUTECLINIC DIAGNOSTIC OF VIRGINIA, LLC #255		3			3
APOLLO GARDENS RETIREMENT RESIDENCE CARE		3			3
LISTENING DOCTOR PLLC, THE			3	100%	3
CENTRAL DUPAGE HOSPITAL			3	100%	3
COLLIER BLVD HMA PHYSICIAN MANAGEMENT,, LLC			3	100%	3
PHYSICIANS IMMEDIATE CARE ELGIN			3	100%	3
CORTLAND COUNTY HEALTH DEPARTMENT		3			3
INNOVATIVE COVID-DIVERSEY			3	100%	3
DANIEL M LIBBY MD PLLC		3			3
PARTNERS PHARMACY OF FLORIDA LLC		3			3
MINUTECLINIC #2860		3			3
MINUTE-CLINIC DIAGNOSTIC OF VIRGINIA		2	1	33%	3
MEDEXPRESS URGENT CARE - KOKOMO		3			3
DIXIE COUNTY HEALTH DEPARTMENT		2	1	33%	3
APEX CLINICAL LABORATORIES INC		3			3
MEDIC INFUSION PA		3			3
KISSIMMEE URGENT CARE		3			3
MC DIAGNOSTIC OF CONNECTICUT, PC #1966		3			3
MINUTECLINIC, DIAGNOSTIC OF TEXAS, LL		3			3
INSPIRA MEDICAL CENTER VINELAND LAB		2	1	33%	3
SSM HEALTH ST LOUIS MICROBIOLOGY LABORATORY		1	2	67%	3
PULSE & REMEDY LLC			3	100%	3
MD NOW URGENT CARE - DELRAY WEST			3	100%	3
PELICAN LANDING		1	2	67%	3
ARDEN COURTS OF PALM HARBOR			3	100%	3
LATCHER LABORATORY OF A O FOX MEMORIAL		2	1	33%	3
OHIO DEPARTMENT OF HEALTH LABORATORY		2	1	33%	3

COVID-19: testing by laboratory

Data through Dec 29, 2020 verified as of Dec 30, 2020 at 09:25 AM

Data in this report are provisional and subject to change.

The numbers in the table below represent the number of Florida and non-Florida residents for whom test results were received by the Department of Health. A person can be tested by more than one laboratory and can have both positive and negative results. **Therefore, the sum of the numbers in each column will be larger than the total number of people tested.**

Reporting lab	Inconclusive	Negative	Positive	Percent positive	Total
SANFORD MOBILE LAB			3	100%	3
CARESPOT-WELLINGTON			3	100%	3
DEPARTMENT OF PATHOLOGY ROME MEMORIAL		3			3
FLORIDA MEDICAL CLINIC IM MLK		3			3
KEY TRAINING CENTER			3	100%	3
GROVES CENTER			3	100%	3
Enterprise Health and Rehabilitation Center		3			3
MID FLORIDA CLINICAL LABORATORY		2	1	33%	3
BRADENTON PHYSICIAN MEDICAL CENTER			3	100%	3
VA OUTPATIENT CLINIC-NEW PORT RICHEY			3	100%	3
TRUE HEALTH – LAKE UNDERHILL		3			3
PINELLAS POINT NURSING AND REHAB			3	100%	3
MAYO		1	2	67%	3
HARBOUR'S EDGE		2	1	33%	3
MPG JACKSONVILLE ATLANTIC BLVD		1	2	67%	3
REMISE OCCUPATIONAL HEALTH SOLUTIONS INC			3	100%	3
BEEBE MEDICAL CENTER LABORATORY		3			3
VELOCITY CARE			3	100%	3
ADVANCED URGENT CARE OF MARATHON			3	100%	3
MEDEXPRESS URGENT CARE - TEAYS VALLEY		3			3
BROOKDALE OAKBRIDGE		1	2	67%	3
SENTARA NORFOLK GENERAL HOSPITAL CENTRAL LAB			3	100%	3
MEDEXPRESS URGENT CARE - SUMMERSVILLE, WEBSTER RD		3			3
ORLANDO MEDICAL CENTER PL			3	100%	3
COASTAL LABORATORIES OF FLORIDA			3	100%	3
CVS MINUTE CLINIC DIAGNOSTIC OF VIRGINIA		3			3
LOUISIANA DEPT. OF HEALTH AND HOSPITALS-INFECTIOUS DISEASE EPI SECTION			3	100%	3
IOWA DEPARTMENT OF PUBLIC HEALTH			3	100%	3
ADVENT HEALTH - WESTCHASE ER			3	100%	3
BRENTWOOD SENIOR LIVING AT ST PETE			3	100%	3
LIFEHOPE LABS			3	100%	3
NORTH SHORE HOSP. INFECTION CONTROL			3	100%	3
ORLANDO CLINICAL RESEARCH CENTER		3			3
GARCIA MORALES NELSON			3	100%	3
QUATRACOR PLLC		3			3
PARRISH MEDICAL CENTER-WAIVED TESTING		3			3
BETH ISRAEL MEDICAL CENTER LABS		3			3
ADVENT HEALTH - CENTRAL PASCO ER			3	100%	3
Bainbridge Health and Rehab		3			3
MC DIAGNOSTIC OF CONNECTICUT, PC #775		2	1	33%	3
MINUTECLINIC DIAGNOSTIC OF TN PC #386		3			3
MEDEXPRESS URGENT CARE - FORT WORTH S		2	1	33%	3
SCIENTIFIC LABORATORY DIVISION			3	100%	3
SEMINOLE FAMILY HEALTH CENTER		3			3
COURTYARD GARDENS OF BOYNTON BEACH, LLC		1	2	67%	3
FLORIDA MEDICAL ASSOCIATES LLC			3	100%	3
TAMPA		1	2	67%	3

COVID-19: testing by laboratory

Data through Dec 29, 2020 verified as of Dec 30, 2020 at 09:25 AM

Data in this report are provisional and subject to change.

The numbers in the table below represent the number of Florida and non-Florida residents for whom test results were received by the Department of Health. A person can be tested by more than one laboratory and can have both positive and negative results. **Therefore, the sum of the numbers in each column will be larger than the total number of people tested.**

Reporting lab	Inconclusive	Negative	Positive	Percent positive	Total
ADVENT HEALTH - TIMBERRIDGE ER		2	1	33%	3
TERENCE B MITCHELL MD, INC			3	100%	3
PM PEDIATRICS OF SELDEN PLLC		3			3
Nashville Central Laboratory		3			3
SOFTLAB			3	100%	3
PTC LABORATORIES			2	100%	2
NEMOURS CHILDRENS PRIMARY CARE			2	100%	2
NAVAL BRANCH MEDICAL CLINIC			2	100%	2
MEASE CONTINUING CARE			2	100%	2
STANFORD HEALTH CARE ANATOMIC PATHOLOGY & CLINICAL LAB			2	100%	2
METHODIST MANSFIELD MEDICAL CENTER			2	100%	2
AMERICAN MEDICAL LABORATORIES			2	100%	2
CHESTERFIELD HEALTHCARE GROUP, INC		2			2
STUDENT HEALTH SERVICES			2	100%	2
MEDSTAR HARBOR HOSPITAL			2	100%	2
Terrace of Jacksonville			2	100%	2
ADVENTHEALTH IMAGING PARTIN SETTLEMENT			2	100%	2
MINUTECLINIC DIAG OF IND LLC #6998		1	1	50%	2
MEDICAL CENTER AT OCEAN REEF,THE		2			2
GULF COAST REGIONAL MEDICAL CARE		2			2
KINDRED HOSPITAL OCALA		2			2
BRIGHAM AND WOMEN'S HOSPITAL			2	100%	2
MINUTECLINIC DIAG OF IND, LLC #6472		2			2
CVA MINUTE CLINIC DIAGNOSTIC OF VIRGINIA, LLC		2			2
SOUTHSIDE FAMILY MEDICAL		2			2
EMERALD TRACE		2			2
CLEARWATER PAIN MANAGEMENT ASSOCIATES			2	100%	2
MEDEXPRESS URGENT CARE-PETERS TWP		2			2
Warren Center for Rehabilitation and Nursing		2			2
NORTHCREST MEDICAL CENTER			2	100%	2
MINUTECLINIC MINUTECLINIC #921		2			2
PINARD HOME HEALTH SERVICES INC			2	100%	2
KINGS BAY PEDIATRICS LLC			2	100%	2
Good Samaritan Society-Blackduck		1	1	50%	2
PRECISION DIAGNOSTIC INC		2			2
CPL LABS			2	100%	2
SHORE MEDICAL CENTER		2			2
CERON PEDIATRICS & INTEGRATIVE MEDICIN		2			2
ALL PEDIATRIC CARE PA			2	100%	2
USCG SECTOR ST PETE		1	1	50%	2
MEDEXPRESS URGENT CARE GREENSBURG		2			2
LAUREL POINT CARE ACQUISITION LLC DBA SANDGATE GARDENS REHAB AND NURSI			2	100%	2
MINUTECLINIC DIAG OF IND, LLC #6910		2			2
MEDLOGIC, LLC		2			2
ADVENTHEALTH EAST ORLANDO EMPLOYEE CLINIC		2			2
VILLA HEALTH NH LLC			2	100%	2
MARTIN MEDICAL CENTER INC		1	1	50%	2

COVID-19: testing by laboratory

Data through Dec 29, 2020 verified as of Dec 30, 2020 at 09:25 AM

Data in this report are provisional and subject to change.

The numbers in the table below represent the number of Florida and non-Florida residents for whom test results were received by the Department of Health. A person can be tested by more than one laboratory and can have both positive and negative results. **Therefore, the sum of the numbers in each column will be larger than the total number of people tested.**

Reporting lab	Inconclusive	Negative	Positive	Percent positive	Total
ALVERNO CLINICAL LABORATORIES			2	100%	2
87TH MEDICAL GROUP - MCGUIRE AMBULATORY CARE FACILITY		2			2
NEW YORK STATE DEPARTMENT OF HEALTH		1	1	50%	2
BOND COMMUNITY HEALTH CENTER			2	100%	2
JUPITER INTERNAL MEDICINE AND ASSOCIATES			2	100%	2
URGENT CARE USA LLC			2	100%	2
PRINCETON BMC LABORATORY		2			2
ADVENTIST HINSDALE HOSPITAL LABORATORY			2	100%	2
PEDIATRIC HEALTH CARE		1	1	50%	2
SPECIALTY LABORATORIES			2	100%	2
ST. LUCIE COUNTY HEALTH DEPARTMENT		1	1	50%	2
SPECTRA LABS		1	1	50%	2
NEBRASKA MEDICAL CENTER			2	100%	2
CVS MINUTE CLINIC DIAGNOSTIC OF TN #6044		2			2
ORLANDO LUTHERAN TOWERS		1	1	50%	2
JOHN D. ARCHBOLD MEM. HOSPITAL			2	100%	2
NEW GEN LABS			2	100%	2
COOK HOSPITAL AND CARE CENTER		1	1	50%	2
WISCONSIN STATE LABORATORY OF HYGIENE		1	1	50%	2
CVS MINUTE CLINIC DIAGNOSTIC MED GRP		2			2
LILY PHARMACY		2			2
EAST NAPLES PEDIATRICS			2	100%	2
NORTON IMMEDIATE CARE CENTER - PRESTON			2	100%	2
MINUTE CLINIC, LLC #4650		2			2
MEDEXPRESS URGENT CARE-CHIPPEWA		1	1	50%	2
Grand Villa of Dunedin			2	100%	2
SENIOR LIVING IV SUN CITY LLC		2			2
SYLVAN NURSING			2	100%	2
INTERNAL MEDICINE ASSOCIATES-DUNELLON			2	100%	2
MEDEXPRESS URGENT CARE-CLOQUET		2			2
SCDHEC BUREAU OF LABORATORIES			2	100%	2
DOCTORS HOSPITAL RENAISSANCE			2	100%	2
SWEETWATER NURSING CENTER		2			2
GULF COAST IMMEDIATE CARE CENTER		1	1	50%	2
MINUTECLINIC DIANOSTIC OF VIRGINA, LL		2			2
Greystone Nursing and Rehab, LLC			2	100%	2
CHAPPEL GROUP RESEARCH, THE		2			2
DRR JMC URGENT CARE DONALD ROSS			2	100%	2
FLORIDA GASTROENTEROLOGY ASSOCIATES PA		2			2
VA PRIMARY CARE ANNEX			2	100%	2
TRICORE REFERENCE LABORATORY		1	1	50%	2
UNIVERSITY HOSPITALS OF CLEVELAND			2	100%	2
MINUTECLINIC, LLC #1470		2			2
MINUTECLINIC DIAG OF IND LLC #8651		2			2
LAB CORP OF AMER SAN DIEGO			2	100%	2
APC PEDIATRICS			2	100%	2
COL CROSSROAD		1	1	50%	2

COVID-19: testing by laboratory

Data through Dec 29, 2020 verified as of Dec 30, 2020 at 09:25 AM

Data in this report are provisional and subject to change.

The numbers in the table below represent the number of Florida and non-Florida residents for whom test results were received by the Department of Health. A person can be tested by more than one laboratory and can have both positive and negative results. **Therefore, the sum of the numbers in each column will be larger than the total number of people tested.**

Reporting lab	Inconclusive	Negative	Positive	Percent positive	Total
MURFREESBORO MEDICAL CLINIC		2			2
CVS MINUTE CLINIC DIAGNOSTIC OF KANSAS, PA		2			2
DEPARTMENT OF HEALTH AND HUMAN SERVICES DIVISION OF BEHAVIORAL HEALTH		1	1	50%	2
MIDDLE TENN MENTAL HEALTH INSTITUTE		2			2
MINUTE CLINIC DIAGNOSTIC MED GRP		2			2
ADVANCED MEDICAL CARE			2	100%	2
MEDEXPRESS URGENT CARE - TULSA, S YALE AVE		2			2
VANAYER HEALTHCARE AND REHAB CENTER		2			2
Delaware Court Healthcare Center		2			2
FLORIDA PRIMARY & SPECIALTY CARE		2			2
MADISON HOSPITAL LABORATORY			2	100%	2
DELAWARE DIAGNOSTICS LABS			2	100%	2
LONG ISLAND UNIVERSITY - POST CAMPUS		2			2
PRESBYTERIAN HOME		2			2
ADEPT INPATIENT MEDICAL SERVICES PC		2			2
CAREHERE LCS- EUSTIS			2	100%	2
MEASE COUNTRYSIDE HOSPITAL CARDIAC REH			2	100%	2
MINUTECLINIC, DIAGNOSTIC OF TEXAS, LLC		2			2
FLAGLER PROFESSIONAL HEALTH CAE SERVICES INC		2			2
AVANTE AT OCALA INC			2	100%	2
Metro West Nursing and Rehab			2	100%	2
WOMENS CARE FLORIDA LLC-LABORATORY		2			2
RELIANT IMMUNE DIAGNOSTICS			2	100%	2
MID - FLORIDA PATHOLOGY LLC		1	1	50%	2
DEPT OF VA MED CENTE-WEST PALM BEACH			2	100%	2
MEDEXPRESS URGENT CARE - WHEELING		1	1	50%	2
MOBILE COUNTY HEALTH DEPARTMENT		1	1	50%	2
Cleveland Clinic Weston			2	100%	2
GEISINGER MEDICAL CENTER		2			2
MEMORIAL HERMANN CONSOLIDATED LABORATORY SERVICES			2	100%	2
PHYSICIANS LABORATORY SERVICES			2	100%	2
BFT LAB			2	100%	2
ST. ELIZABETH HEALTHCARE			2	100%	2
INA		1	1	50%	2
PEDIATRICS IN BREVARD-COCOA BEACH		2			2
Kings County Hospital Center			2	100%	2
JUST BELIEVE RECOVERY CENTER			2	100%	2
POMONA VALLEY COMMUNITY HOSPITAL			2	100%	2
STATCARE URGENT & WALK IN MEDICAL CARE		2			2
URGENT CARE COASTAL GA			2	100%	2
MINUTECLINIC DIAGNOSTIC OF OHIO #6192		2			2
TMH EC NORTHEAST LABORATORY			2	100%	2
PHYSICIANS MEDICAL CENTER		2			2
PARKSIDE HEALTH AND REHABILITATION CENTER			2	100%	2
TIEHH BIOTERRORISM RESPONSE LAB			2	100%	2
OUR LADY OF THE LAKE REGIONAL MEDICAL CENTER			2	100%	2
MINUTECLINIC DIAGNOSTIC OF NEW MEXICO		2			2

COVID-19: testing by laboratory

Data through Dec 29, 2020 verified as of Dec 30, 2020 at 09:25 AM

Data in this report are provisional and subject to change.

The numbers in the table below represent the number of Florida and non-Florida residents for whom test results were received by the Department of Health. A person can be tested by more than one laboratory and can have both positive and negative results. **Therefore, the sum of the numbers in each column will be larger than the total number of people tested.**

Reporting lab	Inconclusive	Negative	Positive	Percent positive	Total
ADVICE FOR OPTIMAL WELLNESS			2	100%	2
PEACE RIVER MEDICAL CENTER		2			2
ASSOCIATES IN MEDICINE			2	100%	2
LACORP		1	1	50%	2
LEGACY LABORATORY SERVICES			2	100%	2
DES PLAINES CLINICAL LAB			2	100%	2
OPTIONS FOR SENIORS INC DBA PALM KREST MANOR		2			2
UNIVERSITY OF MISSOURI HEALTH CARE			2	100%	2
BAYSTATE MEDICAL CENTER		1	1	50%	2
MINUTECLINIC DIAGNOSTIC OF PA LLC		2			2
POMERENE HOSPITAL			2	100%	2
MINUTECLINIC, LLC, DBA MINUTECLINIC #6		2			2
CARE 365			2	100%	2
CARESOUTH HHA HOLDINGS OF TALLAHASSEE LLC		2			2
Fort Gaines Health and Rehab		2			2
PIEDMONT HOSPITAL LAB			2	100%	2
MEDEXPRESS URGENT CARE-SELINGSGROVE		2			2
TENNESSEE DEPARTMENT OF HEALTH (TDH) - REGIONAL LABORATORY			2	100%	2
VAULT HEALTH			2	100%	2
ATLAS GENOMICS			2	100%	2
MEDEXPRESS URGENT CARE - BRIDGEVILLE		2			2
LIFE CARE HOME HEALTH SERVICES LLC			2	100%	2
SPRINGS MEDICAL LAB		1	1	50%	2
HOLY FAMILY MEDICAL CENTER		1	1	50%	2
MEDEXPRESS URGENT CARE - STATE COLLEGE		2			2
CHEROKEE COUNTY HEALTH AND REHAB CENTER		2			2
AFFINITY URGENT CARE			2	100%	2
AMEDISYS HOME HEALTH OF GREENVILLE			2	100%	2
HEARTLAND - CHARLESTON OF HANAHAN SC,		2			2
MINUTECLINIC DIAGNOSTIC OF TN PC #242		2			2
UK HEALTHCARE			2	100%	2
MORGAN STANLEY HEALTH CENTER		2			2
MEDEXPRESS URGENT CARE PORT HURON		1	1	50%	2
LEE PHYSICIAN GROUP		1	1	50%	2
Avanti Wellness and Rehab			2	100%	2
Jackson Health Care Facility			2	100%	2
MEDEXPRESS URGENT CARE, CHAMBERSBURG		2			2
ACCESS LABORATORIES LLC			2	100%	2
ALLIANCE PEDIATRICS PA			2	100%	2
ST. LUKE'S HOSPITAL - BETHLEHEM CAMPUS		1	1	50%	2
GOLDSTEIN			2	100%	2
MED TECH SERVICES OF PALM BEACH INC		2			2
Lake Charles Healthcare LLC dba Landmark Lake Charles			2	100%	2
MEDICAL CENTER LABORATORY			2	100%	2
DALLAS MEDICAL CENTER			2	100%	2
VIRGINIA DEPT OF HEALTH OFFICE OF EPIDEMIOLOGY			2	100%	2
SCIENTIFIC LABORATORY COMPANY		2			2

COVID-19: testing by laboratory

Data through Dec 29, 2020 verified as of Dec 30, 2020 at 09:25 AM

Data in this report are provisional and subject to change.

The numbers in the table below represent the number of Florida and non-Florida residents for whom test results were received by the Department of Health. A person can be tested by more than one laboratory and can have both positive and negative results. **Therefore, the sum of the numbers in each column will be larger than the total number of people tested.**

Reporting lab	Inconclusive	Negative	Positive	Percent positive	Total
PALM BAY COMMUNITY OUTPATIENT CLINIC		2			2
NEMOURS CHILDREN'S PRIMARY CARE THE VILLAGES		2			2
HENDRY/GLADES COUNTY HEALTH DEPARTMENT		2			2
FLORIDA SCHOOL FOR THE DEAF & BLIND			2	100%	2
HCR MANOR CARE SERVICES OF FLORIDA III INC		2			2
BELLE GLADES HEALTH CLINIC			2	100%	2
ST. MARY'S MEDICAL CENTER EVANSVILLE, INC			2	100%	2
YOUTH AND YOU, INC		2			2
CRUC CMCH-COVID-19		2			2
PUBLIC HEALTH LABORATORY	1		1	50%	2
COASTAL COMPLETE CARE			2	100%	2
MINUTECLINIC, LLC #1796		1	1	50%	2
INDIANA STATE DEPARTMENT OF HEALTH LABORATORIES			2	100%	2
PANCARE HEALTH - PONCE DE LEON			2	100%	2
DEKALB MEDICAL CENTER LABORATORY			2	100%	2
FLORIDA DEPARTMENT OF HEALTH (FDOH)			2	100%	2
Alden Terrace of McHenry			2	100%	2
LEGACY ER & URGENT CARE - FRISCO WEST			2	100%	2
JULIE STAATS DO		2			2
PHYSICIANS REGIONAL MEDICAL CTR - COLLIER BLVD			2	100%	2
MD NOW URGENT CARE CENTER INC.			2	100%	2
WISE HEALTH SYSTEM		1	1	50%	2
FAMILY FIRST PEDIATRICS			2	100%	2
ARCPPOINT LABS OF ALTAMONTE SPRINGS			2	100%	2
CERTIVIA LABORATORIES			2	100%	2
OHIO HEALTH DOCTORS HOSPITAL			2	100%	2
WEST COAST PEDIATRICS			2	100%	2
ADVENT HEALTH CENTRAL TEXAS		1	1	50%	2
RIVER CITY MEDICAL ASSOCIATES INC			2	100%	2
SUNNYSIDE MANOR		2			2
PARADIGM LABORATORIES			2	100%	2
MEDEXPRESS URGENT CARE - STAUNTON		1	1	50%	2
UT AUSTIN UNIVERSITY HEALTH SERVICES			2	100%	2
IN & OUT URGENT CARE METAIRIE			2	100%	2
DOCTOR 4 U CLINIC			2	100%	2
SCIENTIA DIAGNOSTICS			2	100%	2
SUMNER REGIONAL MEDICAL CENTER		2			2
UNIVERSITY OF KANSAS MEDICAL CENTER			2	100%	2
Kennedy University Hospital -Wash Twp L		2			2
FLORIDA MEDICAL CLINIC CARDIOLOGY-ZH			2	100%	2
Lehigh Acres Health and Rehabilitation			2	100%	2
OKEECHOBEE URGENT CARE			2	100%	2
FLORIDA MEDICAL CENTER OF CLEARWATER		2			2
FLORIDA CLINICAL LABORATORY INC			2	100%	2
Great Lakes Health Center			2	100%	2
EASTLAKE MEDICAL CENTER		2			2
MINUTECLINIC MINUTECLINIC #4978		1	1	50%	2

COVID-19: testing by laboratory

Data through Dec 29, 2020 verified as of Dec 30, 2020 at 09:25 AM

Data in this report are provisional and subject to change.

The numbers in the table below represent the number of Florida and non-Florida residents for whom test results were received by the Department of Health. A person can be tested by more than one laboratory and can have both positive and negative results. **Therefore, the sum of the numbers in each column will be larger than the total number of people tested.**

Reporting lab	Inconclusive	Negative	Positive	Percent positive	Total
SOUTHERN TENNESSEE MEDICAL CENTER			2	100%	2
SIGNATURE CARE LEWISVILLE-EMERGENCY CENTER		1	1	50%	2
MINUTECLINIC DIAG OF IND LLC #1138		1	1	50%	2
MINUTECLINIC DIAGNOSTIC PA #7110		2			2
MINUTECLINIC DIAGNOSTIC OF TN PC #643		2			2
Heartland Healthcare Center Boca Raton			2	100%	2
BIOMAT USA			2	100%	2
ACKERMAN CANCER CENTER		2			2
Lakeside Oaks Care Center			2	100%	2
PEACEHEALTH CENTRAL		2			2
URGENT CARE AND SURGERY CENTER			2	100%	2
Gulf Shore Care Center			2	100%	2
PM PEDIATRICS OF BAYSIDE, PLLC - MANHASSET		2			2
CROSSROADS			2	100%	2
GINKGO-IXLAYER		2			2
U OF MIAMI MILLER SCHOOL OF MEDICINE			2	100%	2
Parkridge Specialty Care		2			2
SKIPPACK MEDICAL LAB			2	100%	2
RAPID URGENT CARE - ALBANY			2	100%	2
PLASMA MED RESEARCH DBA		2			2
MORTON PLANT NORTH BAY HOSPITAL			2	100%	2
SUN TERRACE HEALTH CARE CENTER			2	100%	2
SPRING HILL REGIONAL HOSPITAL			2	100%	2
24TH WEAPONS OF MASS DESTRUCTION - CIVIL SUPPORT		2			2
THE LITTLE CLINIC			2	100%	2
CORAL REEF NURSING & REHABILITATION CENTER		2			2
POINT OF CARE PRIVATE HEALTH MANAGEMENT			2	100%	2
MEDEXPRESS URGENT CARE - OMAHA N 72 ST		2			2
MEMORIAL HERMANN			2	100%	2
BMC/JACSONVILLE		1	1	50%	2
ASHLEY PEDIATRICS			2	100%	2
REGIONS HOSPITAL LABORATORY			2	100%	2
PROHEALTH PRIMARY CARE - GLEN OAKS		2			2
MARCO ISLAND HOSPITAL INC D/B/A		1	1	50%	2
CELEBRATION PRIMARY CARE ASSOCIATES LLC		2			2
BAYLOR COLLEGE OF MEDICINE			2	100%	2
INTEGRITY CLINICAL RESEARCH CENTER INC		1	1	50%	2
Robert Cranfield			2	100%	2
MEMORIAL SLOAN KETTERING CANCER CENTER		1	1	50%	2
CLINICA HISPANIA			2	100%	2
UNIVERSITY HOSPITAL OF BROOKLYN		2			2
MEDEXPRESS URGENT CARE - CEDAR KNOLLS		2			2
CHARLOTTE COUNTY HEALTH DEPARTMENT			2	100%	2
JOHNSON CITY MEDICAL CENTER		1	1	50%	2
WASHINGTON STATE DEPARTMENT OF HEALTH PUBLIC HEALTH LABORATORIES			2	100%	2
CVS HEALTH, #1994		1	1	50%	2
A AND R RESEARCH GROUP LLC			2	100%	2

COVID-19: testing by laboratory

Data through Dec 29, 2020 verified as of Dec 30, 2020 at 09:25 AM

Data in this report are provisional and subject to change.

The numbers in the table below represent the number of Florida and non-Florida residents for whom test results were received by the Department of Health. A person can be tested by more than one laboratory and can have both positive and negative results. **Therefore, the sum of the numbers in each column will be larger than the total number of people tested.**

Reporting lab	Inconclusive	Negative	Positive	Percent positive	Total
LEXINGTON PLACE			2	100%	2
AGILE URGENT CARE			2	100%	2
PALOS COMMUNITY HOSPITAL LABORATORY			2	100%	2
EMERALD COAST CENTER			2	100%	2
IN AND OUT URGENT CARE			2	100%	2
CEDARS-SINAI MEDICAL CENTER			2	100%	2
DOCTORS EXPRESS OF ST PETERSBURG			2	100%	2
BNC Medical Investors, LLC Berrien Nursing & Rehabilitation Center		2			2
MINUTECLINIC DIAGNOSTIC OF SC, LLC #4		2			2
ADVANCED URGENT CARE LLC			2	100%	2
ADULT MEDICINE OF LAKE COUNTY INC			2	100%	2
FIRST CHOICE MEDICAL PC			2	100%	2
MINUTECLINIC DIAGNOSTIC MED GRP OF CA		2			2
INSPIRIT SENIOR LIVING			2	100%	2
CLEVELAND CLINIC FLORIDA			2	100%	2
FLORIDA MEDICAL CLINIC RADIOLOGY DALE MABRY		2			2
SUPERIOR RESIDENCES OF CLERMONT		2			2
Westside Terrace		2			2
FIRST CARE - MIDDLESBORO			2	100%	2
CARE CENTERS OF NASSAU LLC MINER ROAD SOUTH		2			2
WHITESANDS OUTPATIENT TREATMENT		2			2
ORMOND BEACH URGENT CARE			2	100%	2
GENETIC ASSAYS INC			2	100%	2
WHOLE CHILD PEDIATRICS			2	100%	2
PINECREST PEDIATRICS GROUP LLC			2	100%	2
MIDWAY SPECIALTY CARE RX LLC			2	100%	2
CITY OF NEW YORK DEPARTMENT OF HEALTH			2	100%	2
COVID PROCESSING SITE			2	100%	2
CELEBRATION PEDIATRICS			2	100%	2
ST. JOSEPH REGIONAL MEDICAL CENTER			2	100%	2
MC DIAGNOSTIC OF CONNECTICUT, PC # 257		1	1	50%	2
MEDEXPRESS URGENT CARE-SCOTT TOWNSHIP		2			2
ACCESS MEDICAL GROUP OF FLORIDA CITY			2	100%	2
VALLEY BAPTIST MEDICAL CENTER: BROWNSVILLE			2	100%	2
HANOVER ENDOSCOPY CENTER		2			2
PALM MEDICAL CENTER - PLANT CITY		2			2
COASTAL MEDICAL LAB			2	100%	2
ADVOCATE SHERMAN HOSPITAL			2	100%	2
TMH PHYSICIAN PARTNERS BLOUNTSTOWN			2	100%	2
CONEMAUGH MEMORIAL MEDICAL CENTER		2			2
THE PATHOLOGY LABORATORY		1	1	50%	2
UTMB PATHOLOGY CLINICAL SERVICES LABORATORY			2	100%	2
Rosedale Green		2			2
CVS MINUTE CLINIC DIAGNOSTIC OF TN #3293		2			2
ASCENSION ST MICHAEL'S HOSPITAL LAB		1	1	50%	2
GUTHRIE MEDICAL GROUP - CORNING		2			2
MINUTECLINIC DIAGNOSTIC OF PENNSYLVAN		2			2

COVID-19: testing by laboratory

Data through Dec 29, 2020 verified as of Dec 30, 2020 at 09:25 AM

Data in this report are provisional and subject to change.

The numbers in the table below represent the number of Florida and non-Florida residents for whom test results were received by the Department of Health. A person can be tested by more than one laboratory and can have both positive and negative results. **Therefore, the sum of the numbers in each column will be larger than the total number of people tested.**

Reporting lab	Inconclusive	Negative	Positive	Percent positive	Total
RUSSELL MEDICAL CENTER		2			2
ST LUKES HOSPITAL			2	100%	2
MINUTECLINIC 7196		2			2
Church Creek SNF			2	100%	2
PREMIER MEDICAL LABORATORY			2	100%	2
MINUTECLINIC DIAGNOSTIC PA #3344		2			2
EMORY UNIVERSITY HOSPITAL			2	100%	2
BERGEN COUNTY SURGICAL AND ENDOSCOPY CENTER		2			2
MORRISTOWN MEMORIAL HOSPITAL		2			2
BRITO MEDICAL CENTER			2	100%	2
SANIBEL MEDICAL CLINIC			2	100%	2
HAWAII DEPARTMENT OF HEALTH			2	100%	2
MINUTECLINIC DIAG OF IND, LLC #6483		1	1	50%	2
MEDEXPRESS URGENT CARE - HOLLINS		2			2
MEDEXPRESS URGENT CARE - JEANNETTE		2			2
NORTHWELL HEALTH			2	100%	2
INTERNAL MEDICINE & PEDIATRICS WELLNESS CENTER			2	100%	2
COMMUNITY MEDICAL CENTER			2	100%	2
MINUTE CLINIC LLC #4017		2			2
HOME ACCESS HEALTH			2	100%	2
TALLAHASSEE MEMORIAL HEALTHCARE FAMILY MED RESIDENCY			2	100%	2
INTEGRATED REGIONAL LABS			2	100%	2
NOT GIVEN		1	1	50%	2
MINUTECLINIC DIAGNOSTIC OF OHIO #7790		1	1	50%	2
HAVEN HOSPICE			2	100%	2
MEDEXPRESS URGENT CARE - SPRINGDALE, S 40TH STREET		2			2
FLORIDA MEDICAL CLINIC -INTERNAL MED DADE CITY			2	100%	2
BENEVA LAKES ASSISTED LIVING CENTER			2	100%	2
New Jersey Aim At Smg		2			2
VIRTUA MEMORIAL HOSPITAL BURLINGTON COUNTY			2	100%	2
NORTH DADE NURSING AND REHABILITATION CENTER			2	100%	2
OELWEIN HEALTH CARE CENTER		2			2
COVANCE			2	100%	2
MINUTECLINIC DIAGNOSTIC OF NORTH CARO		2			2
MINUTECLINIC DIAGNOSTIC OF TEXAS, LLC #7435		2			2
Gracemore Nursing and Rehab		2			2
ST JOSEPH'S HOSPITAL LABORATORY			2	100%	2
RAINY LAKE MEDICAL CENTER			2	100%	2
MINUTE CLINIC LLC # 2033		1	1	50%	2
FLORIDA HOSPITAL LABORATORIES		2			2
TMH PHYSICIAN PARTNERS SOUTHWOOD			2	100%	2
JRS LABORATORY			2	100%	2
LIFESPRING COMMUNITY HEALTH		2			2
JUPITER MEDICAL CENTER URGENT CARE - STUART			2	100%	2
TRINITAS REGIONAL MEDICAL CENTER		1	1	50%	2
MINUTECLINIC, LLC #03268		2			2
ST. CLOUD PHARMACY AND WELLNESS CENTER		2			2

COVID-19: testing by laboratory

Data through Dec 29, 2020 verified as of Dec 30, 2020 at 09:25 AM

Data in this report are provisional and subject to change.

The numbers in the table below represent the number of Florida and non-Florida residents for whom test results were received by the Department of Health. A person can be tested by more than one laboratory and can have both positive and negative results. **Therefore, the sum of the numbers in each column will be larger than the total number of people tested.**

Reporting lab	Inconclusive	Negative	Positive	Percent positive	Total
TAMPA INTERNATIONAL AIRPORT			2	100%	2
WINCHESTER MEDICAL CENTER			2	100%	2
Medilodge of Montrose		2			2
ST VINCENTS AMBULATORY CARE INC DBA			2	100%	2
PLEASANTVILLE OF SEBASTIAN LLC			2	100%	2
LIFT HEALTH		2			2
MEDICAL CITY DALLAS HOSPITAL			2	100%	2
SANFORD REGIONAL HOSPITAL WORTHINGTON		2			2
Bon Secours Maria Manor		2			2
MAGNOLIA ADULT, LLC			2	100%	2
ROCKEFELLER UNIVERSITY CLINICAL GENOMICS LABORATOR		2			2
BIOHEALTH MEDICAL LAB INC			2	100%	2
NURSING PLUS OF BROWARD LLC		1	1	50%	2
RIVERVIEW MEDICAL CLINIC		2			2
CLAY PRIMARY & FAMILY CARE LLC			2	100%	2
SOUTHEAST GEORGIA HEALTH SYSTEM			2	100%	2
UT PATH			2	100%	2
JOHNNIE RUTH CLARKE LAB			2	100%	2
MINUTECLINIC LLC (1435)		2			2
BOONES CREEK URGENT CARE		1	1	50%	2
JACKSON LABORATORY OF GENOMIC MEDICINE		2			2
BAYCARE MEDICAL GROUP, INC		2			2
RENFREW CENTERS INC		2			2
GIGI WOOD DAVIS DO-FAMILY MEDICINE		2			2
NATIONAL JEWISH HEALTH			2	100%	2
THE FOUNTAIN AT BOCA CIEGA BAY		2			2
OURMED		2			2
ORANGE COUNTY HEALTH DEPARTMENT		1	1	50%	2
GOLDMAN SACHS HEALTH CENTER		2			2
GALEN BAYLOR EXTENSION		2			2
DELCARE PA			2	100%	2
CAPRONA GROUP HOME			2	100%	2
TRUE HEALTH INC			2	100%	2
MEDEXPRESS URGENT CARE - WICHITA, S SENECA ST		1	1	50%	2
FAMILY PRACTICE OF DAVIE INC			2	100%	2
STEWART ST ELIZABETH MEDICAL CENTER			2	100%	2
FLORIDA KEYS PED & ADOLES CTR			2	100%	2
CARESPOT EXPRESS HEALTHCARE			2	100%	2
ADVENTHEALTH MEDICAL GROUP PEDIATRICS		1	1	50%	2
Alden Des Plaines			2	100%	2
AFC PHYSICIANS OF FLORIDA, PA			2	100%	2
HARLEM HOSPITAL CENTER		2			2
STEUBEN COUNTY PUBLIC HEALTH		2			2
NAVAL MEDICAL CENTER			2	100%	2
MIDLAND MEMORIAL HOSPITAL			2	100%	2
MD NOW URGENT CARE MEDICAL CENTERS INC			2	100%	2
SARASOTA MEMORIAL MEDICAL URGENT CARE CENTER			2	100%	2

COVID-19: testing by laboratory

Data through Dec 29, 2020 verified as of Dec 30, 2020 at 09:25 AM

Data in this report are provisional and subject to change.

The numbers in the table below represent the number of Florida and non-Florida residents for whom test results were received by the Department of Health. A person can be tested by more than one laboratory and can have both positive and negative results. **Therefore, the sum of the numbers in each column will be larger than the total number of people tested.**

Reporting lab	Inconclusive	Negative	Positive	Percent positive	Total
VETERANS AFFAIRS MEDICAL CENTER - GREATER LOS ANGELES			2	100%	2
MINUTECLINIC, LLC #5707		2			2
HOUSTON HEALTH DEPARTMENT - BUREAU OF LABORATORY SERVICES			2	100%	2
OAKBRIDGE TERRACE AT SAE			2	100%	2
ARLINGTON DIALYSIS CENTER LLC		2			2
CCRX OF NORTH CAROLINA, LLC		1	1	50%	2
BIONIC TECHNOLOGIES CORPORATION			2	100%	2
ASCENSION ST VINCENT'S RIVERSIDE			2	100%	2
SOUTH DAKOTA DEPARTMENT OF HEALTH		2			2
University Center East			2	100%	2
ADVANCED URGENT CARE CENTER OF THE UPPER KEYS			2	100%	2
NOVA SOUTHEASTERN UNIVERSITY - STUDENT MEDICAL CTR			2	100%	2
MEDEXPRESS URGENT CARE-SALINA, S 9TH ST		2			2
MINUTE CLINIC DIAGNOSTIC OF SOUTH CAROLINA		1	1	50%	2
MID-FLORIDA HEMATOLOGY AND ONCOLOGY CENTERS		2			2
MEDLAB INC		2			2
PM PEDIATRICS OF BAYSIDE PLLC - HOPEWELL JUNCTION		2			2
SPARROW CENTRAL LAB			2	100%	2
POINTE AT NEW PORT PLACE,THE		2			2
BETHPAGE EXTENDED HOURS CENTER		2			2
MINUTECLINIC DIAGNOSTIC OF MINNESOTA		2			2
ADVANCED PEDIATRICS			2	100%	2
MERCY HEALTH LAB		1	1	50%	2
SIGNATURE HEALTHCARE OF MIDDLEBURG		2			2
FL DEPT OF HEALTH MARION COUNTY MOBILE HEALTH UNIT			2	100%	2
ST. MARY'S HOSPITAL			2	100%	2
TGH Brandon Healthplex Laboratory			2	100%	2
MEDEXPRESS URGENT CARE - WILKES BARRE		2			2
WESTPAC LABS INC			2	100%	2
ACL LABORATORIES INDUSTRIAL TOXICOLOGY			2	100%	2
LAKELAND REGIONAL HEALTH		2			2
MED FUSION			2	100%	2
ADVICE FOR OPTIMAL WELLNESS, INC			2	100%	2
PruittHealth Lakehaven		2			2
SOUTH CAROLINA DEPT OF HEALTH AND ENVIRONMENT CONTROL		2			2
MEDEXPRESS-HOUSTON EAST FWY		1	1	50%	2
MEDEXPRESS - WILMINGTON KIRKWOOD HIGHWAY		2			2
LOWELL GENERAL HOSPITAL			2	100%	2
SAFE PMC		2			2
LAKE MARY HEALTH AND REHABILITATION CENTER		1	1	50%	2
SACRED HEART HOSPITAL ON THE EMERALD			2	100%	2
BAYCARE LABORATORIES			2	100%	2
MINUTE CLINIC, LLC #1434		2			2
KAILOS GENETICS INC			2	100%	2
THE CLUB AT BOYNTON BEACH, LLC			2	100%	2
Rutgers Health Rwj University Hospital - Laboratory		2			2
TULANE MEDICAL CENTER			2	100%	2

COVID-19: testing by laboratory

Data through Dec 29, 2020 verified as of Dec 30, 2020 at 09:25 AM

Data in this report are provisional and subject to change.

The numbers in the table below represent the number of Florida and non-Florida residents for whom test results were received by the Department of Health. A person can be tested by more than one laboratory and can have both positive and negative results. **Therefore, the sum of the numbers in each column will be larger than the total number of people tested.**

Reporting lab	Inconclusive	Negative	Positive	Percent positive	Total
EXPRESSCARE URGENT CARE CENTER			2	100%	2
ELMHURST MEMORIAL HOSPITAL			2	100%	2
FLORIDA DEPARTMENT OF HEALTH WASHINGTON COUNTY		1	1	50%	2
Grand Villa of Deerfield Beach			2	100%	2
MINUTE CLINIC LLC #5706		1	1	50%	2
PANCARE HEALTH - SNEADS ELEMENTARY			2	100%	2
SACRED HEART HEALTH SYSTEM, INC			2	100%	2
MEDEXPRESS URGENT CARE - MOUNTAIN HOME		2			2
JOHNS HOPKINS ALL CHILDRENS			2	100%	2
CITRUS PARK			2	100%	2
MEDEXPRESS URGENT CARE-WILKINS TOWNSHIP, WILLIAM PENN HIGHWAY		2			2
FLORIDA COMMUNITY HEALTH CENTERS, INC.			2	100%	2
MEDEXPRESS URGEN CARE - EAST BRUNSWICK		2			2
NATIONWIDE LABORATORY SERVICES		1	1	50%	2
ROPER HOSPITAL			2	100%	2
Life Care Center of Orlando			2	100%	2
EXPRESS CARE OF TAMPA BAY LLC		1	1	50%	2
JEFFERSON WASHINGTON TOWNSHIP HOSPITAL		2			2
ADVANCED RESEARCH FOR HEALTH IMPROVEMENT		1	1	50%	2
PROPATH			2	100%	2
CENTRAL FLORIDA FAMILY HEALTH CENTER		2			2
OCALA REGIONAL KIDNEY CENTER-WEST			2	100%	2
ARCPPOINT LABS OF WEST PALM BEACH			2	100%	2
SUNCOAST BLOOD BANK			2	100%	2
GRAND VILLA OF MELBOURNE			2	100%	2
Bedford Care Center of Hattiesburg		2			2
Iowa Veterans Home		2			2
BRANDYWYNE HEALTH CARE CENTER			2	100%	2
MAIN STREET MEDICAL CENTERS		2			2
MAWD PATHOLOGY GROUP			2	100%	2
CARENOW-LEBANON		1	1	50%	2
ONE MEDICAL GROUP		1	1	50%	2
Workmens Circle Multicare Center		2			2
Lakeview Village		2			2
CORNERSTONE MEDICAL CARE OF BRANDON		2			2
BAY CORRECTIONAL AND REHABILITATION FACILITY			2	100%	2
WALGREENS #13605		2			2
MED EXPRESS URGENT CARE PC - MARYLAND		2			2
MINUTECLINIC, LLC #1431		2			2
BAPTIST HEALTHCARE - LAKEVIEW CENTER INC		2			2
THE HOSPITAL OF PROVIDENCE EMERGENCY ROOM			2	100%	2
STARR COUNTY MEMORIAL HOSPITAL			2	100%	2
NEW BRIDGE MEDICAL CENTER		2			2
HEART OF FLORIDA HEALTH CENTER INC			2	100%	2
PEPIN ACADEMIES-PASCO		2			2
EXPEDIAN URGENT CARE			2	100%	2
DISCOVERY VILLAGE AT THE FORUM		2			2

COVID-19: testing by laboratory

Data through Dec 29, 2020 verified as of Dec 30, 2020 at 09:25 AM

Data in this report are provisional and subject to change.

The numbers in the table below represent the number of Florida and non-Florida residents for whom test results were received by the Department of Health. A person can be tested by more than one laboratory and can have both positive and negative results. **Therefore, the sum of the numbers in each column will be larger than the total number of people tested.**

Reporting lab	Inconclusive	Negative	Positive	Percent positive	Total
FEDERAL CORRECTIONAL INSTITUTION MARIANNA			2	100%	2
CLEVELAND CLINIC IMAGING			2	100%	2
UNIVERSITY OF MARYLAND MEDICAL CENTER			2	100%	2
SURFSIDE URGENT CARE			2	100%	2
DEPARTMENT OF HEALTH AND HUMAN SERVICES			2	100%	2
WALGREENS #05477		2			2
MEDEXPRESS URGENT CARE-BLOOMFIELD AVEN		2			2
MEDEXPRESS URGENT CARE - WEST ST PAUL, ROBERT ST S		2			2
BENTON PEDIATRICS		2			2
CSS- TWELVE OAKS			2	100%	2
NEMOURS CHILDRENS PRIMARY CARE OVIEDO			2	100%	2
BAYMEADOWS PRIMARY CARE		2			2
WILLISTON PEDIATRICS PA			2	100%	2
SPECTRUM HEALTH			2	100%	2
LIFE CARE CENTER OF PALM BAY		2			2
BROOME COUNTY HEALTH DEPARTMENT		1	1	50%	2
VENICE GREEN VILLAGE		2			2
MEDEXPRESS URGENT CARE - LEDGEWOOD		2			2
MAJESTIC GUARDIANS			2	100%	2
VERILY LIFE SCIENCES		2			2
SINAI PLAZA NURSING AND REHAB CENTER			2	100%	2
UW HOSPITAL AND CLINICS		1	1	50%	2
NLC LABS			2	100%	2
FLORIDA PRIMARY CARE CENTER PA		2			2
CVS MINUTE CLINIC DIAGNOSTIC		2			2
Elba Nursing and Rehabilitation Center, LLC		2			2
UNIVERSTIY OF ILLINOIS HOSPITAL			2	100%	2
MAIN STREET MEDICAL CENTER OF CRESTVIEW PA			2	100%	2
PALM CITY NURSING AND REHAB CENTER			2	100%	2
BAYSHORE MEDICAL CENTER			2	100%	2
UNITED MEMORIAL MEDICAL CENTER			2	100%	2
URGENT MED INC		1	1	50%	2
MEDEXPRESS URGENT CARE - SOUTH CHARLESTON		2			2
ASPIRUS RIVERVIEW HOSPITAL & CLINICS INC		1	1	50%	2
METROHEALTH SYSTEM			2	100%	2
PREMIER FAMILY HEALTH PA			2	100%	2
COMMONS AT ORLANDO LUTHERAN TOWERS SNF			2	100%	2
MINUTECLINIC, LLC #05814		2			2
CLEAR LAKE REGIONAL MEDICAL CENTER			2	100%	2
AUSTIN REGIONAL CLINIC MICROBIOLOGY LAB			2	100%	2
MIGUEL E TREVINO MD PA			2	100%	2
MEDEXPRESS URGENT CARE - LINCOLN VILLA		2			2
CELEBRATION PEDIATRICS PA			2	100%	2
Conway Lakes Health and Rehabilitation Center		2			2
GULF COAST PEDIATRICS OF SARASOTA PA		1	1	50%	2
WELL-BEING MEDICAL CENTER PLLC		2			2
DEPT OF HEALTH			2	100%	2

COVID-19: testing by laboratory

Data through Dec 29, 2020 verified as of Dec 30, 2020 at 09:25 AM

Data in this report are provisional and subject to change.

The numbers in the table below represent the number of Florida and non-Florida residents for whom test results were received by the Department of Health. A person can be tested by more than one laboratory and can have both positive and negative results. **Therefore, the sum of the numbers in each column will be larger than the total number of people tested.**

Reporting lab	Inconclusive	Negative	Positive	Percent positive	Total
DMC UNIVERSITY LABORATORIES		1	1	50%	2
441 URGENT CARE-MULBERRY			2	100%	2
UC CORAL GABLES			2	100%	2
MINUTE CLINIC DIAGNOSTIC OF VIRGINIA, LLC #7543		2			2
HALIFAX HEALTH CARE FOR WOMEN		2			2
MINUTECLINIC, LLC (CLINIC 10928)		2			2
FHPG FAMILY MEDICAL CENTER OF TAMPA BAY		1	1	50%	2
BOND & STEELE CLINIC PA D/B/A BOND CLINIC PA		2			2
PALMETTO FAMILY HEALTH CENTER			2	100%	2
AFFORDABLE PRIMARY CARE LLC		2			2
WAL-MART STORES EAST LP		2			2
EXCEPTIONAL EMERGENCY CENTER - AMARILLO			2	100%	2
ROYAL PALM MEDICAL GROUP, INC		2			2
ROAN DRUG COMPANY LLC		2			2
CALIFORNIA DIVISION OF COMMUNICABLE DISEASE CONTROL			2	100%	2
MEDEXPRESS URGENT CARE FOX CHAPEL		2			2
SUNBRIDGE CARE & REHAB FOR DECATUR		2			2
CAREHERE LLC			1	100%	1
PM PEDIATRICS OF SELDEN, PLLC		1			1
ANDREWS INSTITUTE AMBULATORY SURGERY CENTER		1			1
LIFEGUARD AMBULANCE SERVICE LLC - BAY COUNTY			1	100%	1
Caldwell Care		1			1
CULINARY INSTITUTE OF AMERICA STUDENT		1			1
PEDIATRIC ASSOCIATES - DORAL			1	100%	1
WALGREENS #5130			1	100%	1
LABORATORIO MEDICO CENTRAL CONDOMINO MD			1	100%	1
CULVER CITY URGENT CARE			1	100%	1
CLINICAL MICROBIOLOGY LAB FAIRVIEW UNIVERSITY HOSPITAL			1	100%	1
PLANT CITY FAMILY CARE		1			1
FAMILY PRACTICE OF CENTRAL FLORIDA PA			1	100%	1
URGENT DOC -NACOGODOCHES CLINIC			1	100%	1
MEDEXPRESS URGENT CARE, BELLE VERNON		1			1
HIGH DESERT COURT GROUP HOME			1	100%	1
Livingston County Center for Nursing and Rehabilitation		1			1
FRASER MEMORIAL HOSPITAL			1	100%	1
MIAMI RESCUE MISSION CLINIC INC			1	100%	1
FIT4LIFE MEDICAL CENTER			1	100%	1
LAB. CORP. OF AMERICA			1	100%	1
DAYTONA BEACH CENTRA CARE			1	100%	1
Accordius Health at Gastonia			1	100%	1
BAPTIST HEALTH LEXINGTON			1	100%	1
LCMC LAB SUBSECTION		1			1
Kindred Hospital South Florida Hollywood SNU			1	100%	1
SOUTH FLORIDA BAPTIST HOSPITAL			1	100%	1
OCCUPATIONAL HEALTH CENTER		1			1
Diversicare of Smyrna		1			1
PM PEDIATRICS PC			1	100%	1

COVID-19: testing by laboratory

Data through Dec 29, 2020 verified as of Dec 30, 2020 at 09:25 AM

Data in this report are provisional and subject to change.

The numbers in the table below represent the number of Florida and non-Florida residents for whom test results were received by the Department of Health. A person can be tested by more than one laboratory and can have both positive and negative results. **Therefore, the sum of the numbers in each column will be larger than the total number of people tested.**

Reporting lab	Inconclusive	Negative	Positive	Percent positive	Total
BAYFRONT FAMILY HEALTH CENTER			1	100%	1
ADVANCE HEALTH AND WELLNESS SOLUTIONS			1	100%	1
Integrity Healthcare of Carbondale			1	100%	1
SOUTH BEND MEDICAL FOUNDATION			1	100%	1
MINUTECLINIC LLC #5157			1	100%	1
MINUTE CLINIC DIAGNOSTIC OF VIRGINIA, LLC		1			1
GRAND VIEW HOSPITAL			1	100%	1
GIBSON AREA PRIMARY CARE			1	100%	1
ACCURATE HEALTH SERVICES CORP			1	100%	1
UNIVERSITY OF MARYLAND PATHOLOGY ASSOCIATES			1	100%	1
PRIMACARE MEDICAL LAKEWOOD			1	100%	1
EAST END PEDIATRICS		1			1
DOCTORS CARE OF PALM COAST			1	100%	1
Crisp Regional Nursing and Rehab Center		1			1
MEDICAL ARTS LABORATORY			1	100%	1
Lemont Nursing and Rehab Center			1	100%	1
HUDSON REGIONAL HOSPITAL			1	100%	1
COVID RAPID LABS			1	100%	1
FLORIDA HOSPITAL PHYSICIANS GROUP			1	100%	1
MEDEXPRESS URGENT CARE - LITTLE ROCK		1			1
Oak Hill Health & Rehabilitation Center			1	100%	1
ST. LUKE'S HOSPITAL			1	100%	1
MERCYONE DES MOINES MEDICAL CENTER			1	100%	1
Harbert Hills Academy Nursing Home		1			1
ST. MICHAEL'S ELITE HOSPITAL			1	100%	1
PROGRESSIVE MEDICAL RESEARCH			1	100%	1
MADISON AT OVIEDO			1	100%	1
ADVENTHEALTH IMAGING LAKE NONA			1	100%	1
MINUTECLINIC DIAGNOSTIC OF OHIO #3407		1			1
CATHEDRAL GERONTOLOGY CENTER DBA CATHEDRAL CARES			1	100%	1
MEDEXPRESS URGENT CARE - WEXFORD		1			1
HEALTH ALLIANCE			1	100%	1
Lutheran Community at Telford		1			1
TALLAHASSEE MEMORIAL HEALTHCARE			1	100%	1
ROBERTS WESLEYAN COLLEGE HEALTH CENTE		1			1
CLINIC OF PEDIATRICS & GI MEDICINE INC			1	100%	1
HARDEE COUNTY FIRE RESCUE		1			1
ADVANCED LABORATORY SERVICES			1	100%	1
FHPG_EXP CARE W HILLSBOROUGH			1	100%	1
ADVANCE GASTROENTEROLOGY			1	100%	1
LAKEVIEW HEALTH CARE SYSTEM LLC			1	100%	1
DESERT HOSPITAL/CPHU CLINICAL LABORATORY			1	100%	1
BHA TITUSVILLE CLINIC			1	100%	1
VELOCITY URGENT CARE			1	100%	1
Jersey City Medical Center		1			1
GWINNETT MEDICAL CENTER			1	100%	1
LIFELINK OF FLORIDA			1	100%	1

COVID-19: testing by laboratory

Data through Dec 29, 2020 verified as of Dec 30, 2020 at 09:25 AM

Data in this report are provisional and subject to change.

The numbers in the table below represent the number of Florida and non-Florida residents for whom test results were received by the Department of Health. A person can be tested by more than one laboratory and can have both positive and negative results. **Therefore, the sum of the numbers in each column will be larger than the total number of people tested.**

Reporting lab	Inconclusive	Negative	Positive	Percent positive	Total
CLAYMED OF NORTH FLORIDA			1	100%	1
MEMORIAL HOSPITAL LOS BANOS			1	100%	1
WINCHESTER HOSPITAL			1	100%	1
TREASURE COAST PRIMARY CARE		1			1
VILLAGES HEALTH SYSTEM, LLC, THE			1	100%	1
NEMOURS CHILDREN'S PRIMARY CARE, ST CLOUD			1	100%	1
SPRINGFIELD HOSPITAL			1	100%	1
INLET CONCIERGE MEDICINE			1	100%	1
AMD			1	100%	1
MINUTECLINIC DIAGNOSTIC OF RHODE ISLAN		1			1
PSL JAX BEACH OPERATIONS LLC			1	100%	1
The Evangelical Lutheran Good Samaritan Society Prescott Village		1			1
MORGAN STANELY HEALTH CENTER		1			1
MEDEXPRESS URGENT CARE- FORT WORTH N T		1			1
LAKELAND REGIONAL HEALTH PABLO			1	100%	1
NORTHSIDE HOSPITAL DULUTH			1	100%	1
SUNY AT STONY BROOK			1	100%	1
PROVIDENCE HOSPITAL			1	100%	1
Riverside Nursing & Rehabilitation Center		1			1
INNOVATIVE CARE II LLC			1	100%	1
DASCENA LAB			1	100%	1
LEXINGTON PLACE SENIOR LIVING COMMUNITY		1			1
WYOMING COUNTY DEPARTMENT OF HEALTH		1			1
MEDEXPRESS URGENT CARE NORWIN		1			1
WHEATON FRANCISCAN LABORATORY			1	100%	1
CORNERSTONE OF RECOVERY INC		1			1
Henry County Health and Rehabilitation		1			1
PRIME CARE FAMILY MEDICINE			1	100%	1
DOCTOR'S IN-HOUSE LAB/COMMUNITY HEALTH CENTERS OF PINELLAS - JOHNNIE R			1	100%	1
MARINA DEL REY HOSPITAL LAB			1	100%	1
KNOX COMMUNITY HOSPITAL			1	100%	1
Manor Care of Dallastown d/b/a ManorCare Health Services - Dallastown		1			1
Signature Healthcare of Savannah		1			1
ICARE		1			1
MEDEXPRESS URGENT CARE - LINCOLN		1			1
CONCIERGE INTERNAL MEDICINE ASSOCIATES			1	100%	1
UHEALTH CORAL SPRINGS			1	100%	1
Heritage Health of Peru			1	100%	1
ROSE HAVEN NURSING CENTER		1			1
Bayou Vista Community Care Center			1	100%	1
OAKWOOD HOSPITAL - SOUTHSORE			1	100%	1
HELEN HAYES HOSPITAL LABORATORY		1			1
DEL PRADO MEDICAL CENTER, INC		1			1
CEPERO PEDIATRICS PA			1	100%	1
BLANCHARD VALLEY HOSPITAL LABORATORY			1	100%	1
UF HEALTH - WILDLIGHT			1	100%	1
FLORIDA MEDICAL CLINIC, LLC			1	100%	1

COVID-19: testing by laboratory

Data through Dec 29, 2020 verified as of Dec 30, 2020 at 09:25 AM

Data in this report are provisional and subject to change.

The numbers in the table below represent the number of Florida and non-Florida residents for whom test results were received by the Department of Health. A person can be tested by more than one laboratory and can have both positive and negative results. **Therefore, the sum of the numbers in each column will be larger than the total number of people tested.**

Reporting lab	Inconclusive	Negative	Positive	Percent positive	Total
ST VINCENTS AMBULATORY CARE INC			1	100%	1
SEATTLE-KING COUNTY			1	100%	1
BAPTIST EMERGENCY HOSPITAL KELLY			1	100%	1
HIGHLANDS CLINICAL LABORATORY			1	100%	1
BORINQUEN HEALTH CENTER			1	100%	1
MINUTE CLINIC DIAG OF IND LLC #8674		1			1
HUMILITY OF MARY HEALTH PARTNERS			1	100%	1
MIDDLEBURG PEDIATRICS			1	100%	1
LOPEZ		1			1
C V S / PHARMACY #4396		1			1
BOCA CIEGA CENTER			1	100%	1
SOUTH MIAMI HOSPITAL			1	100%	1
BOSTON MEDICAL CENTER			1	100%	1
Birmingham Nursing & Rehab Center		1			1
PROMPT CARE OF CENTRAL FLORIDA LLC			1	100%	1
SARASOTA MEMORIAL HOSPITAL		1			1
MINUTECLINIC DIAGNOSTIC OF TN PC #320		1			1
INDIAN RIVER CLINICAL LABORATORY, INC.		1			1
WALGREEN#12147		1			1
PARKWAY REGIONAL MEDICAL CENTER LAB			1	100%	1
MED TECH CLINICAL LABORATORY		1			1
MEDEXPRESS URGENT CARE - WICHITA, N MAIZE RD		1			1
Washington County Nursing H0me			1	100%	1
Garden Isle Healthcare and Rehabilitation Center		1			1
HEALTH PLUS SUNRISE MEDICAL OFFICE			1	100%	1
SPINE & PAIN CONSULTANT PLLC		1			1
APOPKA FAMILY HEALTH CENTER			1	100%	1
KANSAS CITY VA MEDICAL CENTER			1	100%	1
BSA PHYSICIANS GROUP, INC D/B/A BSA FAMILY MEDICAL			1	100%	1
DIAGNOSTIC & MEDICAL SPECIALISTS OF GREENWICH		1			1
ISLANDS ASSISTED LIVING FACILITY,THE			1	100%	1
ST CLOUD MEDICAL GROUP		1			1
ST JOHNS PEDIATRICS PA		1			1
MINUTECLINIC LLC (2335)		1			1
CHILDREN'S MEDICAL CENTER-EAST ORLANDO			1	100%	1
ST CLOUD COMPOUNDING PHARMACY & WELLNESS CENTER		1			1
ADVENTHEALTH MEDICAL GROUP ADULT AND SENIOR HEALTH			1	100%	1
PROVIDENCE ST PETER HOSPITAL		1			1
PEDIATRIC ASSOCIATES - JACKSONVILLE			1	100%	1
NAPHCARE INC		1			1
SOUTHEAST MISSOURI HOSPITAL		1			1
LP ELIZABETHTON		1			1
MEDEXPRESS URGENT CARE, HERMITAGE			1	100%	1
INNOVATIVE HEALTH DIAGNOSTIC OF CALIFORNIA			1	100%	1
TMH URGENT CARE CENTER			1	100%	1
FLORIDA MEDICAL CLINIC PA GI			1	100%	1
HOLSTON MEDICAL GROUP		1			1

COVID-19: testing by laboratory

Data through Dec 29, 2020 verified as of Dec 30, 2020 at 09:25 AM

Data in this report are provisional and subject to change.

The numbers in the table below represent the number of Florida and non-Florida residents for whom test results were received by the Department of Health. A person can be tested by more than one laboratory and can have both positive and negative results. **Therefore, the sum of the numbers in each column will be larger than the total number of people tested.**

Reporting lab	Inconclusive	Negative	Positive	Percent positive	Total
LAKE MARY OPTUM FLORIDA			1	100%	1
UMHC HOLLYWOOD LABORATORY			1	100%	1
EXAC CARE CROSSVILLE		1			1
DOYLESTOWN HOSPITAL			1	100%	1
ANDREWS			1	100%	1
OUCH URGENT CARE			1	100%	1
PRIMEX CLINICAL LABORATORIES INC			1	100%	1
ONPOINT URGENT CARE			1	100%	1
MARTIN HEALTH PHYSICIAN GROUP			1	100%	1
FLORIDA STATE UNIVERSITY HEALTH SERVICES			1	100%	1
Harris Hill Nursing Facility		1			1
MEDEXPRESS URGENT CARE - CONWAY		1			1
DAVENPORT PEDIATARICS CLERMONT PA		1			1
SKYRIDGE CLINICAL ASSOCIATES		1			1
Hackensack Univ Medical Center At Pasc		1			1
BEAUMONT HOSPITAL, GROSSE POINTE			1	100%	1
JACK M MATHENY II MD			1	100%	1
GUIDEWELL EMERGENCY MEDICINE DOCTORS LLC			1	100%	1
ADVANCED URGENT CARE PLLC		1			1
EXPRESS LAB LIVINGSTON			1	100%	1
MOUNT SINAI AVENTURA DIAGNOSTIC CENTER			1	100%	1
CLUB HEALTH AND REHABILITATION CENTER, THE		1			1
WINKLER COURT			1	100%	1
RABI SINHA, MD		1			1
San Antonio Residence and Rehabilitation Center		1			1
MINUTECLINIC DIAGNOSTIC MED GRP OF ORA			1	100%	1
Alden North Shore			1	100%	1
HARDIN MEMORIAL HOSPITAL - HEARTLAND PATHOLOGY CONSULTANTS			1	100%	1
FLORIDA EPIDEMIOLOGY PROGRAM			1	100%	1
ManorCare Rehabilitation Center- Decatur		1			1
SAINT JOSEPHS HOSPITAL OF ATLANTA			1	100%	1
MC DIAGNOSTIC OF CONNECTICUT, PC #114		1			1
COMPASSION PEDIATRICS			1	100%	1
SPECTRUM LUDINGTON			1	100%	1
FLORIDA HEART AND VASCULAR MULTISPECIALTY GROUP PA			1	100%	1
URGENT CARE OF FORT LAUDERDALE INC			1	100%	1
Ash Flat Healthcare and Rehabilitation Center			1	100%	1
TWIN			1	100%	1
HANCOCK REGIONAL HOSPITAL		1			1
CLINTON DRUG STORE		1			1
EVENTIDE LUTHERAN HOME		1			1
Manorcare Health Services West Reading North		1			1
Village Crest Center for Health & Rehabilitation		1			1
ENCOMPASS HEALTH REHABILITATION HOSPITAL OF LARGO			1	100%	1
LAKEWOOD RANCH MEDICAL CENTER CLINICAL LAB			1	100%	1
RIVERTON CBOC			1	100%	1
MOUNT SINAI COMPREHENSIVE CANCER CENTER			1	100%	1

COVID-19: testing by laboratory

Data through Dec 29, 2020 verified as of Dec 30, 2020 at 09:25 AM

Data in this report are provisional and subject to change.

The numbers in the table below represent the number of Florida and non-Florida residents for whom test results were received by the Department of Health. A person can be tested by more than one laboratory and can have both positive and negative results. **Therefore, the sum of the numbers in each column will be larger than the total number of people tested.**

Reporting lab	Inconclusive	Negative	Positive	Percent positive	Total
MIAMI CHILDRENS HOSPITAL MIDTOWN OUTPATIENT CENTER			1	100%	1
LOWER KEYS COMMUNITY HEALTH CENTER			1	100%	1
ARNOLD PALMER HOSPITAL LAB POCT		1			1
MINUTECLINIC DIAGNOSTIC, PA		1			1
VA OUTPATIENT PHARMACY			1	100%	1
BASCOM PALMER-MICRO LAB			1	100%	1
BERKSHIRE MEDICAL CENTER			1	100%	1
Metairie Healthcare Center			1	100%	1
ST MARY'S OF SAGINAW		1			1
MINUTECLINIC, LLC #4507		1			1
CENTRAL TX URGENT CARE			1	100%	1
REGIONAL MEDICAL CENTER BAYONET POINT			1	100%	1
ATRIA TAMARAC			1	100%	1
LAKE PEDIATRICS			1	100%	1
Florence Home		1			1
MEDEXPRESS URGENT CARE - BENTON		1			1
COLONIAL MEDICAL CENTER-EAST ORLANDO			1	100%	1
NABI		1			1
EAST TENNESSEE STATE UNIVERSITY		1			1
UNIVERSITY OF IOWA HOSPITALS & CLINICS			1	100%	1
MOUNT SINAI MEDICAL CENTER OF FLORIDA, INC			1	100%	1
ELITE CARE			1	100%	1
INHEALTH LIFE SCIENCES LLC			1	100%	1
NEMOURS CHILDRENS PRIMARY CARE CLERMONT			1	100%	1
KIDSVILLE PEDIATRICS III PA			1	100%	1
MAYO CLINICAL LABORATORIES		1			1
GAMMA HEALTHCARE, INC		1			1
BAYFRONT CARDIOVASCULAR ASSOCIATES			1	100%	1
CSL PLASMA LAB			1	100%	1
MCH PHYSICIANS GROUP			1	100%	1
BRUCE S WEST MD			1	100%	1
Valley Center (WV)			1	100%	1
ST GERARD'S COMMUNITY OF CARE		1			1
MARYLAND DEPARTMENT OF HEALTH AND MENTAL HYGIENE			1	100%	1
WALGREENS #01398			1	100%	1
Robert Wood Johnson University Hospital			1	100%	1
FASTCARE LLC			1	100%	1
GADSDEN FAMILY PRACTICE		1			1
ONTARIO COUNTY PUBLIC HEALTH		1			1
CFHC - FROSTPROOF			1	100%	1
Mercy Manor Transition Center			1	100%	1
FRESENIUS KIDNEY CARE FORT WALTON BEACH			1	100%	1
BIODORON LABORATORIES			1	100%	1
WESLEY MEDICAL CENTER			1	100%	1
NORTH SHORE MEDICAL CENTER - SALEM HOSPITAL			1	100%	1
INFECTION CONTROL DEPT			1	100%	1
MEDEXPRESS URGENT CARE - ANDERSON		1			1

COVID-19: testing by laboratory

Data through Dec 29, 2020 verified as of Dec 30, 2020 at 09:25 AM

Data in this report are provisional and subject to change.

The numbers in the table below represent the number of Florida and non-Florida residents for whom test results were received by the Department of Health. A person can be tested by more than one laboratory and can have both positive and negative results. **Therefore, the sum of the numbers in each column will be larger than the total number of people tested.**

Reporting lab	Inconclusive	Negative	Positive	Percent positive	Total
ST.ELIZABETH HEALTH CENTER	1				1
Miller Health Care Center			1	100%	1
VIRGINIA UROLOGY		1			1
Avante at Orlando		1			1
CARSON NURSING AND REHABILITATION CENTER		1			1
Douglas County Health Center		1			1
CLEVELAND HEARTLAB			1	100%	1
MID-FLORIDA PATHOLOGY LLC		1			1
FELD ENTERTAINMENT			1	100%	1
Redwood Springs Healthcare			1	100%	1
MEMORIAL HOSPITAL OF TAMPA			1	100%	1
Autumn Care of Suffolk		1			1
MID-FLORIDA CANCER CENTERS		1			1
CLINICAL LABORATORY DEPARTMENT			1	100%	1
STANLY REGIONAL MEDICAL CENTER			1	100%	1
HEALTHCARE FOR THE HOMELESS			1	100%	1
FLORIDA HOSPITAL ORMOND BEACH			1	100%	1
AIRPORT CLINIC			1	100%	1
THE MEDICAL CENTER AT BOWLING GREEN			1	100%	1
DEVLIN MANOR NURSING AND REHABILITATION		1			1
PLEASANT RIDGE MANOR WEST		1			1
BODYK			1	100%	1
Lakewood Nursing Center			1	100%	1
DILELLA			1	100%	1
Masonic Medical Research Institute			1	100%	1
COSTCO PHARMACY #1023			1	100%	1
OAK HAVEN REHAB AND NURSING CENTER			1	100%	1
DOC PAM PA		1			1
ATHENA CARE RESOURCES LLC		1			1
MAYO CLINIC OUTPATIENT DIALYSIS CENTER			1	100%	1
SIGNATURE CARE MIDLAND			1	100%	1
ST JOHNS EPISCOPAL HOSPITAL SOUTH SHORE		1			1
BOONE DRUG & HEALTHCARE AT DEERFIELD			1	100%	1
MINUTE CLINIC DIAGNOSTIC MED GRP OF CA		1			1
BREVARD FAMILY WALK IN CLINIC			1	100%	1
RM PHARMACY SERVICES INC		1			1
MINUTECLINIC DIAGNOSTICS OF IND LLC			1	100%	1
EVANS FAMILY CARE PA			1	100%	1
ALL CARE URGENT CARE			1	100%	1
YOUR HEALTH PEDIATRICS			1	100%	1
HACKENSACK UNIVERSITY MEDICAL CENTER		1			1
DE TAR HOSPITAL			1	100%	1
ILLINOIS DEPT OF PUBLIC HEALTH LABS			1	100%	1
NEW ERA HEALTH CENTER INC		1			1
Good Samaritan Society - Albion		1			1
UPSON REGIONAL MEDICAL CENTER			1	100%	1
CORIZON HEALTH INC			1	100%	1

COVID-19: testing by laboratory

Data through Dec 29, 2020 verified as of Dec 30, 2020 at 09:25 AM

Data in this report are provisional and subject to change.

The numbers in the table below represent the number of Florida and non-Florida residents for whom test results were received by the Department of Health. A person can be tested by more than one laboratory and can have both positive and negative results. **Therefore, the sum of the numbers in each column will be larger than the total number of people tested.**

Reporting lab	Inconclusive	Negative	Positive	Percent positive	Total
Ocala Regional Kidney Center East			1	100%	1
Arizona State Laboratory			1	100%	1
Tremont Health & Rehabilitation Center		1			1
Fresenius Medical Care			1	100%	1
VibraLife of El Paso Rehabilitation Center			1	100%	1
Treasure Coast Medical Concierge LLC			1	100%	1
Diversicare of Big Springs		1			1
Partners in Primary Care		1			1
Morningside Nursing and Rehabilitation		1			1
MEDEXPRESS URGENT CARE - Topeka, SW Wanamaker Rd		1			1
Carespot - Ocoee			1	100%	1
American Lab LLC		1			1
Minute Clinic Diagnostic of Kansas PA		1			1
Life Care Center of Hilton Head		1			1
Rhode Island Department of Health			1	100%	1
Convenient Medical and Health Services			1	100%	1
Eastman Healthcare & Rehab		1			1
Premier Family and Sports Medicine LLC			1	100%	1
Life Care Center of Estero			1	100%	1
Lake Regional Health			1	100%	1
Genesis Microbiology Lab		1			1
Taylor Manor		1			1
CHP COVID-19 (TX)			1	100%	1
Carespot Urgent Care		1			1
Starling at Nocatee			1	100%	1
Microbiology Department			1	100%	1
Pulmonary Medicine		1			1
Veterans Affairs Medical Center - East Orange			1	100%	1
Advanced Medical Research Center LLC			1	100%	1
SMA Behavioral Health Services Inc		1			1
Crossroads Urgent Care PLLC		1			1
Waterbury Hospital Reference Lab			1	100%	1
PCR Diagnostics			1	100%	1
UMMC Midtown Campus			1	100%	1
Terrell Urgent Care			1	100%	1
CareNow Urgent Care-Hendersonville		1			1
Central FL Internal Medicine Associates LLC		1			1
Ascension St Vincent's Medical Center			1	100%	1
Kendall Pediatrics Partners LLC			1	100%	1
Kingwood Emergency Hospital			1	100%	1
AdventHealth Medical Group Community Medicine			1	100%	1
Northeast Florida Health Services			1	100%	1
Family Practice Associates		1			1
Ellis Hospital Urgent Care Center Lab		1			1
Henry Ford West Bloomfield Hospital			1	100%	1
NFRC Clinical Lab			1	100%	1
Scripps Clinic Medical			1	100%	1

COVID-19: testing by laboratory

Data through Dec 29, 2020 verified as of Dec 30, 2020 at 09:25 AM

Data in this report are provisional and subject to change.

The numbers in the table below represent the number of Florida and non-Florida residents for whom test results were received by the Department of Health. A person can be tested by more than one laboratory and can have both positive and negative results. **Therefore, the sum of the numbers in each column will be larger than the total number of people tested.**

Reporting lab	Inconclusive	Negative	Positive	Percent positive	Total
DEPARTMENT OF HEALTH/ NEW YORK			1	100%	1
Brio of Johnston		1			1
OMNI HEALTHCARE INC			1	100%	1
ROAN MOUNTAIN MEDICAL CENTER			1	100%	1
PARK AVENUE DERMATOLOGY NORTH			1	100%	1
YOUR KIDS URGENT CARE			1	100%	1
BRANDON REGIONAL EMERGENCY CTR			1	100%	1
MERCY – NORTH IOWA			1	100%	1
HAMILTON COUNTY HEALTH DEPARTMENT		1			1
HOWELL BRANCH COURT			1	100%	1
MIAMI-DADE COUNTY HEALTH DEPT.		1			1
Cornerstone at the Ranch		1			1
KAISER PERMANENTE REGIONAL REFERENCE LABORATORY		1			1
PALMETTO PRIMARY CARE PHYSICIANS			1	100%	1
MINUTECLINIC DIAGNOSTIC OF OHIO #2964		1			1
NORTH SHORE HEMATOLOGY-ONCOLOGY ASSOCI		1			1
NHLS		1			1
Portsmouth Health and Rehab			1	100%	1
COMMUNICABLE DISEASE CONTROL/PUBLIC HEALTH EMERGENCY PREPAREDNESS			1	100%	1
PUBLIC HEALTH LABORATORIES			1	100%	1
CITRUS HEALTH NETWORK INC			1	100%	1
HEART HOSPITAL OF LAFAYETTE: EMERGENCY ROOM			1	100%	1
MARQUETTE GENERAL HOSPITAL			1	100%	1
BAYFRONT HEAL WOUND CARE AND HYPERBARIC CENTER			1	100%	1
LIFE CARE CENTER OF SKAGIT VALLEY		1			1
LAURELLWOOD NURSING CENTER		1			1
THE CHILDREN'S HOSPITAL OF PHILADELPHIA		1			1
DIGNITY HEALING LLC			1	100%	1
SHARON REGIONAL MEDICAL CENTER			1	100%	1
NORTH SHORE HEMATOLOGY-ONCOLOGY ASSOCIATES		1			1
PROGRESSIVE MEDICAL LAB LLC			1	100%	1
PEACHEALTH LABORATORIES		1			1
TAMPA GENERAL MEDICAL GROUP LABORATORY HEALTHPARK			1	100%	1
WESTON COUNTY HEALTH SERVICES			1	100%	1
BEAUFORT MEMORIAL			1	100%	1
HOLYOKE MEDICAL CENTER			1	100%	1
WAKULLA COUNTY HEALTH DEPARTMENT		1			1
CLEARWATER EMPLOYEE HEALTH CLINIC			1	100%	1
IDAHO HEALTH DEPARTMENT			1	100%	1
Oakview Manor Health and Rehab		1			1
HOLMES FAMILY PRACTICE PA			1	100%	1
MEA PRIMARY CARE PLUS BYRAM			1	100%	1
CLARKSVILLE MANOR INC		1			1
MEDICAL ASSOCIATES OF THE SHOALS		1			1
MID FLORIDA COMMUNITY SERVICES			1	100%	1
ADVENTHEALTH MEDICAL GROUP UROLOGY AT EAST ORLANDO		1			1
ASSISTED LIVING AT TREZEVANT		1			1

COVID-19: testing by laboratory

Data through Dec 29, 2020 verified as of Dec 30, 2020 at 09:25 AM

Data in this report are provisional and subject to change.

The numbers in the table below represent the number of Florida and non-Florida residents for whom test results were received by the Department of Health. A person can be tested by more than one laboratory and can have both positive and negative results. **Therefore, the sum of the numbers in each column will be larger than the total number of people tested.**

Reporting lab	Inconclusive	Negative	Positive	Percent positive	Total
CLERMONT HEALTH DEPARTMENT			1	100%	1
METHODISM MIDLOTHIAN MEDICAL CENTER			1	100%	1
Summit Medical Group Morristown Oncology		1			1
BIOLOGICAL AND CHEMICAL EMERGENCIES LABORATORY			1	100%	1
TRAVIS LEE THOMPSON MD			1	100%	1
GENESIS FAMILY PRACTICE			1	100%	1
MINUTECLINIC DIAGNOSTIC, PA #10252		1			1
ADVENT HEALTH - OWASA			1	100%	1
15 TO KNOW			1	100%	1
VALLEY HOSPITAL MEDICAL CENTER		1			1
MINUTECLINIC DIAGNOSTIC OF OKLAHOMA			1	100%	1
LAB PLUS, LLC			1	100%	1
STEINHATCHEE DRUGS			1	100%	1
Luther Acres Manor		1			1
THYROID SPECIALTY LABORATORY			1	100%	1
THE INTERNAL MEDICAL GROUP		1			1
OMNI HEALTHCARE URGENT CARE			1	100%	1
OHIO VALLEY MANOR NURSING &		1			1
DEPARTMENT OF HEALTH AND ENVIRONMENTAL CONTROL			1	100%	1
LABRADOR PRIMARY CARE CENTER			1	100%	1
MEMORIAL HEALTHCARE SYSTEM			1	100%	1
SOUTHWEST ORLANDO FAMILY MEDICINE, PL			1	100%	1
SOUTHEASTERN HEALTH FACILITES, INC		1			1
PINNACLE DIALYSIS		1			1
PEDIATRIC PARTNERS ZEPHYRHILLS			1	100%	1
CMC MERCY LABORATORY			1	100%	1
MINNESOTA DEPARTMENT OF HEALTH LABORATORY			1	100%	1
AMI ST FRANCIS HOSPITAL LABORATORY			1	100%	1
LAB TEST KENDALL LLC		1			1
STEWART MEDICAL GROUP INC			1	100%	1
MEMORIAL HOSPITAL - BELLEVILLE			1	100%	1
Smg At Bridgewater Family Medicine		1			1
FLORIDA SCHOOL FOR THE DEAF AND THE BLIND			1	100%	1
MISSION HOSPITAL			1	100%	1
SUMMERFIELD PAIN MANAGEMENT			1	100%	1
BAPTIST HOSPITAL LABORATORY			1	100%	1
BRIDGE DIAGNOSTICS			1	100%	1
GRAND VILLA OF LAKELAND		1			1
VITAL CARE			1	100%	1
LADY OF THE SEA HOSPITAL LAB			1	100%	1
RIDGEFIELD PEDIATRIC ASSOCIATES		1			1
MERITER LABORATORIES			1	100%	1
IZ MEDICAL		1			1
GALVESTON COUNTY HEALTH DISTRICT			1	100%	1
CARENOW URGENT CARE – SPRING			1	100%	1
MINUTECLINIC DIAG OF IND LLC #1367		1			1
Ravenwood Speciality Care		1			1

COVID-19: testing by laboratory

Data through Dec 29, 2020 verified as of Dec 30, 2020 at 09:25 AM

Data in this report are provisional and subject to change.

The numbers in the table below represent the number of Florida and non-Florida residents for whom test results were received by the Department of Health. A person can be tested by more than one laboratory and can have both positive and negative results. **Therefore, the sum of the numbers in each column will be larger than the total number of people tested.**

Reporting lab	Inconclusive	Negative	Positive	Percent positive	Total
MEDEX CLINIC LLC			1	100%	1
BAPTIST HEALTH SURGERY CENTER			1	100%	1
SOUTHWOOD NURSING & RETIREMENT CENTER		1			1
LAWRENCE GENERAL HOSPITAL			1	100%	1
MOORE CLINICAL RESEARCH INC			1	100%	1
HOME AIDE SVC OF EASTERN NY INC D/B/A		1			1
SOUTH LAKE FAMILY HEALTH CENTER			1	100%	1
SOUTHWEST FLORIDA DIVISION LAB			1	100%	1
HEARTLAND REGIONAL MEDICAL CENTER		1			1
GIFFORD MEMORIAL HOSPITAL		1			1
ADVANCED RESEARCH AND DIAGNOSTIC LABORATORY UNIVERSITY OF MINNESOTA			1	100%	1
UNIVERSITY OF BALTIMORE WASHINGTON MEDICAL CENTER			1	100%	1
DORAL KIDNEY CENTER			1	100%	1
COVID TESTING LLC			1	100%	1
MINUTECLINIC DIAGNOSTIC OF TEXAS LLC		1			1
SOUTHWOOD HEALTHCARE CENTER		1			1
NEMOURS CHILDREN'S PRIMARY CARE			1	100%	1
RIGHT AT HOME			1	100%	1
JOSHUA E CHESIR MD		1			1
NORTH RIVER FAMILY HEALTH CENTER			1	100%	1
ARDEN COURTS OF SEMINOLE			1	100%	1
UNIVERSITY URGENT CARE			1	100%	1
SPORTS MEDICINE CLINIC - U OF WYOMING			1	100%	1
LUVERNE HEALTH AND REHABILITATION		1			1
PELICAN STATE OUTPATIENT CENTER			1	100%	1
MEDICAL CENTER			1	100%	1
Mountain View Manor			1	100%	1
TMH CANCER CENTER LABORATORY			1	100%	1
ROYAL OAK MEDICAL CENTER LLC DBA CHARACTER FAMILY			1	100%	1
EAST FL CORE LAB			1	100%	1
RIVERSIDE COUNTY PUBLIC HEALTH LABORATORY			1	100%	1
OHIOHEALTH URGENT CARE			1	100%	1
PALM BEACH GARDENS MEDICAL CENTER			1	100%	1
PALM BAY URGENT CARE PL		1			1
MAINE HEALTH AND ENVIRONMENTAL TESTING LABORATORY			1	100%	1
BROOKS REHAB			1	100%	1
Shoreline Care Center			1	100%	1
NORTH BROWARD MEDICAL CENTER			1	100%	1
FAST PACE MEDICAL CLINIC PLLC		1			1
WALGREENS # 12338		1			1
OVIEDO CHILDRENS HEALTH CENTER LLC		1			1
GENESEE COUNTY HEALTH DEPARTMENT		1			1
MEDSTAR HEALTH URGENT CARE			1	100%	1
Senatobia Healthcare & Rehab		1			1
Niles Nursing and Rehab. Center		1			1
ST JOSEPHS HOSPITAL SOUTH HOSPITAL			1	100%	1
Good Samaritan Society Waukon		1			1

COVID-19: testing by laboratory

Data through Dec 29, 2020 verified as of Dec 30, 2020 at 09:25 AM

Data in this report are provisional and subject to change.

The numbers in the table below represent the number of Florida and non-Florida residents for whom test results were received by the Department of Health. A person can be tested by more than one laboratory and can have both positive and negative results. **Therefore, the sum of the numbers in each column will be larger than the total number of people tested.**

Reporting lab	Inconclusive	Negative	Positive	Percent positive	Total
ADVANCE MD CARE			1	100%	1
FLORIDA CLINICAL LABORATORY INC DBA			1	100%	1
SPARTANBURG REGIONAL MEDICAL CENTER			1	100%	1
BAYCARE OUTREACH LAB WH SOUTH			1	100%	1
MINUTE CLINIC DIAGNOSTIC PA			1	100%	1
HALIFAX HEALTH PRIMARY CARE			1	100%	1
RCP OF MEMORIAL WEST			1	100%	1
CHILDRENS SPECIALIST PEDIATRIC PULMMOLOGY &			1	100%	1
PENSACOLA PATHOLOGY		1			1
GATEWAY HEALTHCARE, PC			1	100%	1
WillowBrooke Court at Westminster Village		1			1
SANTA MONICA CA-UCLA MC			1	100%	1
HOUSTON METHODIST HOSPITAL			1	100%	1
HAYS CLINICAL LAB			1	100%	1
CARTERSVILLE MEDICAL CENTER			1	100%	1
AZALEALAND NURSING HOME		1			1
NEW YORK CITY DEPARTMENT OF HEALTH			1	100%	1
PROGENESIS INC			1	100%	1
ONslow COUNTY HEALTH DEPARTMENT			1	100%	1
Freedom Pointe at The Villages			1	100%	1
MINUTECLINIC, LLC #7139		1			1
HOME DOCS		1			1
Orchid Cove at Naples			1	100%	1
AMERICAN EAGLE LEESBURG AL LLC DBA VISTA LAKE			1	100%	1
BENTLEY VILLAGE II			1	100%	1
NEVADA DEPARTMENT OF HEALTH AND HUMAN SERVICES			1	100%	1
PEDIATRIC URGENT CARE CENTR OF FORT WORTH-LA GRAN			1	100%	1
UMASS MEMORIAL/MARLBORO HOSPITAL			1	100%	1
MEDEXPRESS URGENT CARE - LINCOLN N 26T		1			1
MINUTECLINIC DIAG OF IND, LLC #6250		1			1
BEAUMONT REFERENCE LABORATORY			1	100%	1
STAMFORD HOSPITAL			1	100%	1
C A R E S		1			1
REELFOOT FAMILY WALK-IN CLINIC		1			1
ST PETERSBURG PEDIATRICS-SEMINOLE BLVD			1	100%	1
INDIANA STATE DEPARTMENT OF HEALTH CLINIC MICROBIOLOGY		1			1
SIGNATURE CARE COLLEGE STATION			1	100%	1
Wedgewood Manor		1			1
Manassas Health & Rehab			1	100%	1
NEW YORK STATE DEPTARTMENT OF HEALTH			1	100%	1
PULSE MEDICAL GROUP INC			1	100%	1
SACRED HEART HEALTH SYSTEM- MIDWIFE PROGRAM			1	100%	1
BAPTIST HEALTH MEDICAL PLAZA			1	100%	1
PARRISH MEDICAL GROUP			1	100%	1
ROCKLEDGE HEALTH & REHABILITATION CENTER			1	100%	1
Crowne Place Assisted Living		1			1
MED CHOICE CENTER OF NORTH MIAMI			1	100%	1

COVID-19: testing by laboratory

Data through Dec 29, 2020 verified as of Dec 30, 2020 at 09:25 AM

Data in this report are provisional and subject to change.

The numbers in the table below represent the number of Florida and non-Florida residents for whom test results were received by the Department of Health. A person can be tested by more than one laboratory and can have both positive and negative results. **Therefore, the sum of the numbers in each column will be larger than the total number of people tested.**

Reporting lab	Inconclusive	Negative	Positive	Percent positive	Total
SERENADES BY SONATA		1			1
FAMILY MEDICINE MEDICAL DRIVE		1			1
MEDTOWN PHARMACY			1	100%	1
NASSAU COUNTY HEALTH DEPARTMENT-FERNANDINA BEACH C		1			1
Glen Oaks Health and REhabilitation		1			1
ST. LUKES HOSPITAL			1	100%	1
CVS MINUTE CLINIC DIAGNOSTIC MED GRP OF CAL		1			1
MEDICAL CLINIC OF HOUSTON			1	100%	1
AUTUMN HOUSE			1	100%	1
BIOMAT ORLANDO		1			1
MT CARMEL PHARMACY INC		1			1
FLEMING ISLAND CENTER FOR CLINICAL RESEARCH		1			1
BRONSON METHODIST HOSPITAL			1	100%	1
MEDCARE QUALITY MEDICAL CENTER LLC			1	100%	1
BLUFFTON HEALTH CENTER			1	100%	1
WELLMED AT APOLLO BEACH BLVD			1	100%	1
ACCESS HEALTH CARE PHYSICIANS LLC			1	100%	1
AVERA SACRED HEART HOSPITAL			1	100%	1
KETTERING MEDICAL CENTER			1	100%	1
ST JOHNS MEDICAL CENTER		1			1
LEHIGH REGIONAL WOUND CENTER			1	100%	1
DEVANSH LAB WERKS		1			1
ST FRANCIS MEDICAL CENTER			1	100%	1
KANA MEDICAL			1	100%	1
Arlington Care Center			1	100%	1
FAIRFIELD MEDICAL CENTER			1	100%	1
SPECIALTY DRUG TESTING			1	100%	1
ACN PHYSICIANS GROUP CORP			1	100%	1
LOUISIANA STATE LAB			1	100%	1
LEE MEMORIAL HOSPITAL BLOOD GAS LAB			1	100%	1
COMMONWEALTH OF VIRGINIA DIVISION OF CONSOLIDATED LABORATORY SERVICES			1	100%	1
THE HEART HOSPITAL BAYLOR PLANO			1	100%	1
SOUTH DADE NURSING & REHABILITATION CENTER□			1	100%	1
HIGHLAND PARK LAKEWOOD PRESTON HOLLOW			1	100%	1
OCEAN MEDICAL CENTER		1			1
PHYSICIANS IMMEDIATE CARE			1	100%	1
Medicalodges Neosho			1	100%	1
SUNCOAST COMMUNITY HEALTH CENTERS INC		1			1
STUART SURGERY CENTER, LLC			1	100%	1
Greystone Health Care Center		1			1
VA OPTOMETRY CLINIC			1	100%	1
GREATER TAMPA AT HOME			1	100%	1
CALIFORNIA PUBLIC HEALTH LABORATORY			1	100%	1
PORT ORANGE NURSING & REHAB			1	100%	1
SV MOBILE HEALTH			1	100%	1
LUMICO LIFE INSURANCE COMPANY		1			1
Lynwood		1			1

COVID-19: testing by laboratory

Data through Dec 29, 2020 verified as of Dec 30, 2020 at 09:25 AM

Data in this report are provisional and subject to change.

The numbers in the table below represent the number of Florida and non-Florida residents for whom test results were received by the Department of Health. A person can be tested by more than one laboratory and can have both positive and negative results. **Therefore, the sum of the numbers in each column will be larger than the total number of people tested.**

Reporting lab	Inconclusive	Negative	Positive	Percent positive	Total
GOOD SAMARITAN HOSPITAL			1	100%	1
Elm Crest Senior Living Community		1			1
CACERES SPECIALIZED GYNECOLOGY		1			1
MEDEXPRESS URGENT CARE-MT PLEASANT			1	100%	1
Broomall Manor		1			1
WALGREENS #15291		1			1
OXY-GENLAB			1	100%	1
PROVIDENCE PORTLAND MEDICAL CENTER		1			1
TRUCARE LIVING CENTERS - SELMA			1	100%	1
WALKONCLINIC			1	100%	1
BOULDER COMMUNITY HOSPITAL			1	100%	1
SHELL POINT HOME HEALTH			1	100%	1
Heritage of Red Cloud		1			1
MEDEXPRESS URGENT CARE - SOMERSET TOWNSHIP		1			1
CARESOUTH HHA HOLDINGS OF THE TREASURE COAST LLC			1	100%	1
BAYCARE OUTREACH LAB AT NEW TAMPA			1	100%	1
CHIEFLAND MEDICAL CENTER			1	100%	1
MEDEXPRESS URGENT CARE-BRENTWOOD		1			1
Chestnut Ridge Nursing & Rehab		1			1
Signature Healthcare of Georgetown		1			1
PARK AVENUE PEDIATRICS PC		1			1
CAREWELL JW - WORCESTER LNC			1	100%	1
BL DIAGNOSTICS LLC			1	100%	1
The Pines at Poughkeepsie Center for Nursing and Rehabilitation		1			1
REEVES COUNTY HOSPITAL DISTRICT			1	100%	1
ASHLEY CLINICAL DIAGNOSTIC LABORATORY			1	100%	1
MEDICAL ASSOCIATES OF CARTER		1			1
MEMORIAL HOSPITAL WEST			1	100%	1
MEDEXPRESS URGENT CARE, LANCASTER WEST		1			1
CYPRESS VILLAGE REHAB CENTER		1			1
CERMAK HEALTH SERVICES			1	100%	1
INTERMOUNTAIN MEDICAL CENTER			1	100%	1
PALM COAST DRAW STATION/AMERICAN HEALTH ASSOCIATES		1			1
ADVENTHEALTH MEDICAL GROUP SENIOR HEALTH AT			1	100%	1
FRESENIUS KIDNEY CARE DUNEDIN			1	100%	1
LABONE		1			1
ROYAL PALM PEDIATRICS			1	100%	1
EASTERN FLORIDA STATE COLLEGE – PALM BAY CAMPUS			1	100%	1
AFFILIATED LABORATORIES INC			1	100%	1
PATHOLOGYT & LAB MEDICINE SERVICES			1	100%	1
EXPRESS CARE OF THE SHOALS		1			1
NORTH MIAMI BEACH SURGICAL CENTER			1	100%	1
SHELBYVILLE HOSPITAL COMPANY		1			1
ALLIED PEDIATRICS & FAMILY MEDICINE			1	100%	1
WEILL CORNELL MEDICAL ASSOCIATES - EAST SIDE		1			1
ADVENTHEALTH SENIOR CARE AT ORMOND			1	100%	1
GATEWAY LABORATORIES		1			1

COVID-19: testing by laboratory

Data through Dec 29, 2020 verified as of Dec 30, 2020 at 09:25 AM

Data in this report are provisional and subject to change.

The numbers in the table below represent the number of Florida and non-Florida residents for whom test results were received by the Department of Health. A person can be tested by more than one laboratory and can have both positive and negative results. **Therefore, the sum of the numbers in each column will be larger than the total number of people tested.**

Reporting lab	Inconclusive	Negative	Positive	Percent positive	Total
MEDEXPRESS URGENT CARE SHADYSIDE		1			1
MEDEXPRESS URGENT CARE- COLUMBIA HEIGH		1			1
DOCTORS MEMORIAL HOSP HOME HEALTH CARE		1			1
MEDEXPRESS URGENT CARE - BENTONVILLE		1			1
SWEDISH COVENANT HOSPITAL			1	100%	1
THOMASVILLE REGIONAL MEDICAL CENTER		1			1
CAREHERE HUDSON BAY			1	100%	1
NORTHEAST PEDIATRICS			1	100%	1
SANTA BARABARA ALF LLC (THE WINDSOR)			1	100%	1
FLORIDA HOSPITAL LAB			1	100%	1
Mill Valley Care Center		1			1
Florida Baptist Retirement Center		1			1
JOHN D. ARCHBOLD MEMORIAL HOSPITAL			1	100%	1
ARIZA WELLNESS CARE LLC			1	100%	1
HABANA HEALTH CARE CENTER			1	100%	1
MINUTECLINIC DIAGNOSTIC OF TN PC #442		1			1
MOUNT SINAI MEDICAL CENTER AVENTURA ER			1	100%	1
KEY WEST HMA PHYSICIAN MANAGEMENT, LLC			1	100%	1
TENNESSEE VALLEY HCS			1	100%	1
BASCOM PALMER EYE INSTITUTE			1	100%	1
OSF ST JOSEPH MEDICAL CENTER			1	100%	1
BLACK STALLION WALK IN AND EXERCISE CLINICS LLC		1			1
MINUTECLINIC DIAG OF IND, LLC #6648		1			1
LAKE VIEW COURT		1			1
WALKIN MEDICAL URGENT CARE,NEW CITY			1	100%	1
NEW YORK UNIVERSITY MEDICAL CENTER			1	100%	1
STRINGFELLOW MEMORIAL HOSPITAL		1			1
Kroger - KR001100688			1	100%	1
BAPTIST HEALTH EXPRESS CARE			1	100%	1
STATE OF FLORIDA			1	100%	1
HEALTHQUEST, INC			1	100%	1
CENTRAL CAROLINA HOSPITAL			1	100%	1
GSM OCED Subsection			1	100%	1
A.G. Rhodes		1			1
FLORIDA DEPARTMENT OF HEALTH PALM BEACH COUNTY			1	100%	1
MINUTECLINIC DIAGNOSTIC OF TN, PC 6438		1			1
WALGREENS #06025		1			1
WELLCARE URGENT CARE			1	100%	1
HEALTH GUAGE			1	100%	1
PUBLIX PHARMACY #0332		1			1
MINUTE CLINIC INCORPORTE		1			1
MEDERI CARETENDERS VS OF SE FL LLC DBA			1	100%	1
US LABORATORIES			1	100%	1
Raleigh Center (WV)			1	100%	1
CAH ACQUISITION COMPANY 11 LLC			1	100%	1
DIXITKUMAR N MODI MD PA			1	100%	1
MANASOTA PEDIATRICS			1	100%	1

COVID-19: testing by laboratory

Data through Dec 29, 2020 verified as of Dec 30, 2020 at 09:25 AM

Data in this report are provisional and subject to change.

The numbers in the table below represent the number of Florida and non-Florida residents for whom test results were received by the Department of Health. A person can be tested by more than one laboratory and can have both positive and negative results. **Therefore, the sum of the numbers in each column will be larger than the total number of people tested.**

Reporting lab	Inconclusive	Negative	Positive	Percent positive	Total
SOUTH FLORIDA URGENT CARE CENTERS, LLC			1	100%	1
BRISTOL REGINAL MEDICAL CENTER			1	100%	1
PALM WEST INTERNIST PA			1	100%	1
APOLLOMDX LLC			1	100%	1
CARE CENTERS OF NASSAU, LLC - HENDRICKS RD		1			1
UNITED HEALTHCARE			1	100%	1
NASSAU UNIVERSITY MEDICAL CENTER DEPT		1			1
ST CATHERINE HOSPITAL LABORATORY			1	100%	1
SACRED HEART MEDICAL CENTER			1	100%	1
MEDICAL ASSOCIATES OF BREVARD LLC		1			1
NORDX			1	100%	1
APS-SUMMIT CARE PHARMACY, LLC DBA OMNICARE		1			1
Regency Square			1	100%	1
FLORIDA DEPARTMENT OF HEALTH IN CITRUS COUNTY		1			1
Iron County Medical Care Facility		1			1
SUPERKIDS PEDIATRICS			1	100%	1
Buena Vista Care Center		1			1
ALLEGANY COUNTY DEPARTMENT OF HEALTH		1			1
CHRISTUS SPOHN HOSPITAL			1	100%	1
OMNICARE PHARMACY OF TEXAS 1, LP		1			1
The Center at Centennial			1	100%	1
INTEGRATED FAMILY MEDICAL CENTER			1	100%	1
2504-HOMEWOOD		1			1
AURORA CONSOLIDATED LABORATORY			1	100%	1
PM PEDIATRICS OF BAYSIDE, PLLC - RIVE		1			1
NEW HORIZON PRIMARY CARE LLC			1	100%	1
HAVASU REGIONAL MEDICAL CENTER			1	100%	1
HARRIS URGENT CARE CENTER			1	100%	1
CLERMONT PEDIATRICS, PA			1	100%	1
EDWARD HOSPITAL			1	100%	1
COASTAL SKIN SURGERY AND DERMATOLOGY PL		1			1
SISTERS MISSION			1	100%	1
Bolingreen Health and Rehabilitation		1			1
CHIPOLA QUICK CARE			1	100%	1
RIVERSIDE REGIONAL MED CENTER			1	100%	1
Cerenity Senior Care-White Bear Lake		1			1
West Bay of Tampa Center			1	100%	1
DEACONESS URGENT CARE CENTER			1	100%	1
CLIFTON-FINE HOSPITAL LABORATORY		1			1
MRMC LAB MICRO			1	100%	1
THOMAS HOSPITAL			1	100%	1
ESOTERIC LAB			1	100%	1
SMITH NORTHVIEW HOSPITAL LAB			1	100%	1
SOUTH FLORIDA PEDIATRIC PARTNERS			1	100%	1
UNIVERSITY OF SOUTH FLORIDA			1	100%	1
UNIVERSITY OF NORTH CAROLINA HOSPITALS			1	100%	1
ALTA BATES SUMMIT MEDICAL CENTER CLINICAL LAB			1	100%	1

COVID-19: testing by laboratory

Data through Dec 29, 2020 verified as of Dec 30, 2020 at 09:25 AM

Data in this report are provisional and subject to change.

The numbers in the table below represent the number of Florida and non-Florida residents for whom test results were received by the Department of Health. A person can be tested by more than one laboratory and can have both positive and negative results. **Therefore, the sum of the numbers in each column will be larger than the total number of people tested.**

Reporting lab	Inconclusive	Negative	Positive	Percent positive	Total
HARRINGTON PARK HEALTH AND REHAB		1			1
BOSTON PUBLIC HEALTH COMMISSION			1	100%	1
VAULT MEDICAL SERVICES			1	100%	1
PASCO COUNTY HEALTH DEPARTMENT			1	100%	1
TAMPA URGENT CARE			1	100%	1
SHANDS JACKSONVILLE CLINICAL CENTER			1	100%	1
BROWNE MEDICAL LLC			1	100%	1
DUKE UNIVERSITY POINT OF CARE TESTING PROGRAM			1	100%	1
DIXIE COUNTY EMERGENCY SERVICES			1	100%	1
FAIRVIEW SOUTHDALE			1	100%	1
CHI ST. LUKE'S HEALTH BCM MEDICAL CENTER			1	100%	1
Villa Maria			1	100%	1
PALM BEACH COUNTY HEALTH DEPT.			1	100%	1
ARDEN COURTS OF LELY PALMS□			1	100%	1
ST PETE DIRECT PRIMARY CARE		1			1
CAROMONT HEALTH			1	100%	1
INTEGRATED GENETICS SEQUENOM		1			1
Sherwood Oaks Health Center			1	100%	1
DAUGHTERS OF SARAH NURSING CENTER		1			1
BARRINGTON TERRACE NAPLES			1	100%	1
SUSAN F. WILLIAMS M.D., P.A.			1	100%	1
MEDEXPRESS URGENT CARE - DANVILLE		1			1
ALBANY MEDICAL CENTER			1	100%	1
KEY WEST BRANCH MEDICAL CLINIC			1	100%	1
RENOWN REGIONAL MEDICAL CENTER			1	100%	1
HAWAII DEPARTMENT OF HEALTH LAB			1	100%	1
UF KANAPAHA LAB BEAKER		1			1
MINUTECLINIC DIAGNOSTIC OF NORTH CAROLINA PC #5341		1			1
TRIPLE O MEDICAL SERVICES INC			1	100%	1
PEDIATRICS URGENT CARE, LLC			1	100%	1
IVAN, MAYA			1	100%	1
NEW YORK PRESBYTERIAN HOSPITAL			1	100%	1
FLORIDA DEPARTMENT OF HEALTH SEMINOLE COUNTY		1			1
LAKE COMMUNITY ACTION AGENCY		1			1
ASCENSION ST VINCENT'S - WESTSIDE			1	100%	1
RHODE ISLAND DEPARTMENT OF HEALTH LABORATORIES			1	100%	1
SOUTHERN WINDS			1	100%	1
ASSOCIATES MD MEDICAL GROUP INC			1	100%	1
LABORATORY COPORATION OF AMERICA			1	100%	1
CLINICAL TRIALS OF TAMPA LLC		1			1
MINUTECLINIC # 21110			1	100%	1
MEDEXPRESS URGENT CARE - LEOMINSTER		1			1
HENRICO DOCTOR'S LABORATORY			1	100%	1
Long Beach Care Center			1	100%	1
HEALTHPARK MEDICAL CTR NURSING SVC		1			1
CENTRAL FLORIDA HOSPITALIST			1	100%	1
PANCARE HEALTH - HOSFORD SCHOOL			1	100%	1

COVID-19: testing by laboratory

Data through Dec 29, 2020 verified as of Dec 30, 2020 at 09:25 AM

Data in this report are provisional and subject to change.

The numbers in the table below represent the number of Florida and non-Florida residents for whom test results were received by the Department of Health. A person can be tested by more than one laboratory and can have both positive and negative results. **Therefore, the sum of the numbers in each column will be larger than the total number of people tested.**

Reporting lab	Inconclusive	Negative	Positive	Percent positive	Total
TEXAS HEALTH ARLINGTON MEMORIAL		1			1
MD NOW URGENT CARE			1	100%	1
Kroger - KRO03500568			1	100%	1
HARBOUR ISLAND PEDIATRICS LLC			1	100%	1
FAMILY MEDICAL CENTER		1			1
PUBLIX PHARMACY #1114			1	100%	1
LEHIGH PULMONARY ASSOCIATES			1	100%	1
CARESPOT EXPRESS HEALTHCARE BOYNTON BEACH			1	100%	1
ENZO LABS INC			1	100%	1
EAST RIDGE RETIREMENT VILLAGE INC		1			1
ST. MARY MEDICAL CENTER		1			1
COBLESKILL REGIONAL HOSPITAL		1			1
ADVENTHEALTH MEDICAL GROUP FAMILY MEDICINE AT RDV		1			1
GOOD SAMARITAN SOCIETY-FOREST CITY		1			1
SOUTHERN SPRINGS HEALTH CARE		1			1
BLOOD SYSTEMS LABORATORIES			1	100%	1
ADVENTHEALTH MEDICAL GROUP FAMILY AND INTERNAL			1	100%	1
LEELANAU OPCO, LLC		1			1
WATERTOWN URGENT CARE		1			1
SOUTHEASTERN PATHOLOGY ASSOCIATES			1	100%	1
MEDEXPRESS URGENT CARE - LOGAN		1			1
LAKELAND MEDICAL CENTER			1	100%	1
MADISON FACILITY INC			1	100%	1
BAYCARE OUTREACH LAB			1	100%	1
BAPTIST MINOR MEDICAL CENTER			1	100%	1
Chateau Girardeau			1	100%	1
PRISMA HEALTH TUOMEY LABORATORY			1	100%	1
MEDICAL CITY NORTH HILLS			1	100%	1
SOLARIS HEALTHCARE PLANT CITY		1			1
THEDACARE FAMILY MEDICINE GATEWAY			1	100%	1
ADVANCED INDIVIDUALIZED MEDICINE OF NAPLES			1	100%	1
EAST COAST INSTITUTE FOR RESEARCH LLC			1	100%	1
ACCESS FAMILY CARE LLC			1	100%	1
FLORIDA DEPARTMENT OF HEALTH IN ESCAMBIA COUNTY		1			1
WINTER GARDEN CHILDREN'S HEALTH CENTERS			1	100%	1
POPLAR HEALTHCARE			1	100%	1
TITUSVILLE REHABILITATION AND NURSING CENTER		1			1
HARBOR BEACH NURSING AND REHABILITATION CENTER			1	100%	1
PRECISION CLINICAL RESEARCH			1	100%	1
WEST VIRGINIA UNIVERSITY HOSPITALS			1	100%	1
Peninsula Nursing and Rehabilitation Center		1			1
JS HEALTHCARE			1	100%	1
ORLANDO FAMILY PHYSICIANS			1	100%	1
MINUTECLINIC DIAG OF IND, LLC #6553		1			1
UNIVERSITY OF MIAMI SCCC RESEARCH LABORATORY			1	100%	1
LAKESIDE MEDICAL CENTER		1			1
MINUTECLINIC DIAGNOSTIC OF MAINE, LLC			1	100%	1

COVID-19: testing by laboratory

Data through Dec 29, 2020 verified as of Dec 30, 2020 at 09:25 AM

Data in this report are provisional and subject to change.

The numbers in the table below represent the number of Florida and non-Florida residents for whom test results were received by the Department of Health. A person can be tested by more than one laboratory and can have both positive and negative results. **Therefore, the sum of the numbers in each column will be larger than the total number of people tested.**

Reporting lab	Inconclusive	Negative	Positive	Percent positive	Total
GRACE HEALTHCARE OF LAKE WALES		1			1
PALMA CEIA MED GROUP-SWANN		1			1
USF PHYSICIANS GROUP			1	100%	1
NORTHERN KENTUCKY HEALTH DEPARTMENT			1	100%	1
MINUTE CLINIC LLC #0169		1			1
Princeton Place			1	100%	1
BOND COUNTY HEALTH DEPARTMENT			1	100%	1
NORTH SHORE HEMATOLOGY-ONCOLOGY ASSOCIATES PC		1			1
Alden Lincoln Park			1	100%	1
ALLIANCE LABORATORY SERVICES			1	100%	1
RAMBAM URGENT CARE			1	100%	1
Chateau Living Center			1	100%	1
MEDEXPRESS URGENT CARE - WESTFIELD, E MAIN ST			1	100%	1
DISCOVERY AT HOME, LLC			1	100%	1
WALGREENS #10308		1			1
LAKE BALDWIN			1	100%	1
Rio Grande City Nursing and Rehab Center			1	100%	1
NHC HealthCare St. Charles		1			1
CARSON NURSING AND REHABILITATION CENT		1			1
SPECTRUM LABORATORY			1	100%	1
RAJ K PAI MD PA			1	100%	1
COMPASSION PEDIATRIC URGENT CARE LLC			1	100%	1
NIBHA MEDIRATTA MD PL			1	100%	1
Community Care Center of Heritage House, LLC			1	100%	1
Sears Coastal Nursing and Rehab		1			1
FORT CAROLINE GARDENS, INC		1			1
WMC HEALTH GROUP OF KISSIMMEE LLC			1	100%	1
COVE AT THE MARBELLA,THE			1	100%	1
CARESPOT - LEE VISTA			1	100%	1
PEDIATRIC ASSOCIATES - MIAMI LAKES		1			1
WATERS EDGE ELEMENTARY SCHOOL			1	100%	1
WHITE-WILSON MEDICAL CENTER - FORT WALTON BEACH			1	100%	1
BAPTIST HOSPITAL EMPLOYEE HEALTH OFF			1	100%	1
Rehab Select of Talladega		1			1
METRO HEALTH HOSPITAL LABORATORY		1			1
LAKE CONWAY URGENT CARE LLC		1			1
LabCorp L#09258295 M#09258285			1	100%	1
CONTINENTAL HOME HEALTH CARE INC			1	100%	1
FALKVILLE HEALTHCARE		1			1
LABORATORIO BUENA SALUD			1	100%	1
LAKE LURE HEALTH CENTER			1	100%	1
COMMUNITY			1	100%	1
ALIMETRIX INC		1			1
FULGENT GENETICS HOUSTON		1			1
SOUTHWEST REGIONAL PCR LABORATORY			1	100%	1
SAN JOSE CLINIC		1			1
FRESENIUS SOUTH FORT MYERS		1			1

COVID-19: testing by laboratory

Data through Dec 29, 2020 verified as of Dec 30, 2020 at 09:25 AM

Data in this report are provisional and subject to change.

The numbers in the table below represent the number of Florida and non-Florida residents for whom test results were received by the Department of Health. A person can be tested by more than one laboratory and can have both positive and negative results. **Therefore, the sum of the numbers in each column will be larger than the total number of people tested.**

Reporting lab	Inconclusive	Negative	Positive	Percent positive	Total
GUIDEWELL EMERGENCY MEDICINE DOCTORS LLC #33			1	100%	1
ATHENA PLASTIC SURGERY		1			1
GRAND VILLA OF PINELLAS PARK			1	100%	1
OMAHA VA MEDICAL CENTER			1	100%	1
MINUTECLINIC DIAG OF IND, LLC #4368		1			1
HEALGEN SCIENTIFIC			1	100%	1
ADVENTHEALTH PHYSICIAN GROUP - APPLEWOOD			1	100%	1
MEDONE URGENT CARE			1	100%	1
QC LABORATORY			1	100%	1
Parkview Care Center			1	100%	1
TENNOVA ER - SANGO			1	100%	1
Strasburg Care Center		1			1
MEDEXPRESS URGENT CARE - ROSS TOWNSHIP		1			1
MINUTECLINIC #2797		1			1
BUFFALO VAMC			1	100%	1
PALM BEACH DIABETES & ENDOCRINE SPECIALISTS PA			1	100%	1
NORWALK HOSPITAL			1	100%	1
CITRONELLE HEALTH AND REHABILITATION CENTER		1			1
MEDICAL PAVILION CLINIC			1	100%	1
HIGHLANDS URGENT CARE			1	100%	1
CANDLER HOSPITAL			1	100%	1
HOLLAND COMMUNITY HOSPITAL		1			1
Memorial Health Care Center			1	100%	1
REFERENCE LABORATORY			1	100%	1
HARMONY HEALTHCARE ORLANDO INC		1			1
MONMOUTH MEDICALC ENTER		1			1
GOSHEN HOSPITAL			1	100%	1
SANITAS RESEARCH LLC			1	100%	1
QUALITY CLINICAL LAB LLC			1	100%	1
CAREWELL URGENT CARE FITCHBURG			1	100%	1
Bivins Pointe			1	100%	1
SMITH KLINE			1	100%	1
Lenox on the Lake			1	100%	1
FAYETTE MEDICAL CENTER LAB		1			1
OCALA REGIONAL DIALYSIS- NORTH			1	100%	1
HORIZON MEDICAL CENTER			1	100%	1
FLORIDA CLINICAL RESEARCH CENTER, LLC			1	100%	1
LIFELINK TRANSPLANT INSTITUTE LAB			1	100%	1
JOHNSON & JOHNSON VISION CARE-VISTAKON			1	100%	1
PUTNAM CO HOSPITAL-D/B/A ASBURY TOWERS		1			1
KIDSVILLE PEDIATRICS IV PA		1			1
STEPHENS COUNTY HOSPITAL			1	100%	1
PALM SPRINGS GENERAL HOSPITAL			1	100%	1
MEDEXPRESS URGENT CARE - HADLEY		1			1
OLEAN GENERAL HOSPITAL		1			1
MINUTECLINIC, LLC #07852		1			1
ORLANDO PHYSICIAN NETWORK		1			1

COVID-19: testing by laboratory

Data through Dec 29, 2020 verified as of Dec 30, 2020 at 09:25 AM

Data in this report are provisional and subject to change.

The numbers in the table below represent the number of Florida and non-Florida residents for whom test results were received by the Department of Health. A person can be tested by more than one laboratory and can have both positive and negative results. **Therefore, the sum of the numbers in each column will be larger than the total number of people tested.**

Reporting lab	Inconclusive	Negative	Positive	Percent positive	Total
CHOTA COMMUNITY HEALTH SERVICES		1			1
CLEVELAND CLINIC OHIO LABORATORIES			1	100%	1
EI Paso Health Care Center			1	100%	1
DR PHILLIPS CENTER FOR WELLNESS		1			1
UNIVERSITY OF MIAMI MILLER SCHOOL			1	100%	1
PREMIER PEDIATRICS			1	100%	1
MID FLORIDA BIOLOGICALS			1	100%	1
OPTIMAL MEDICINE INC		1			1
ULTIMATE ANALYSIS LABORATORY			1	100%	1
WELLOW URGENT CARE-OSWEGO			1	100%	1
441 URGENT CARE CENTER - BROWNWOOD			1	100%	1
BROOKSHIRE, THE			1	100%	1
DUKE HEALTH REGIONAL HOSPITAL			1	100%	1
EXCEPTIONAL EMERGENCY CENTER			1	100%	1
DEVITA		1			1
Community Compassion Center of Batesville			1	100%	1
Falmouth By The Sea			1	100%	1
EXACCARE KINGSTON, LLC			1	100%	1
LEGACY AT HIGHWOODS PRESERVE		1			1
DAVITA DIALYSIS-NORTH			1	100%	1
CRUSADER COMMUNITY HEALTH			1	100%	1
VISTA DEL SOL MED ASSOC		1			1
ANY LAB TEST NOW JACKSONVILLE		1			1
MINUTECLINIC DIAGNOSTIC OF TN, PC 6304		1			1
ENCOMPASS HEALTH HOME HEALTH		1			1
JOHN KNOX MANOR INC II			1	100%	1
NEW ERA COMMUNITY HEALTH CENTER LLC		1			1
SYNERGENE LABORATORY			1	100%	1
SYNAPSE ANALYTICAL LABS		1			1
MINUTECLINIC DIAGNOSTIC OF KANSAS, PC		1			1
ALL PRO ORTHOPEDICS & SPORTS MEDICINE, PA			1	100%	1
ST VINCENT'S AMBULATORY CARE INC			1	100%	1
HALIFAX FAMILY HEALTH CENTER			1	100%	1
MID-FLORIDA PATHOLOGY LLC - MOBILE UNIT # 3			1	100%	1
Monument Health Strugis Care Center		1			1
Maple Lane Nursing Home		1			1
FAITH FAMILY PRACTICE			1	100%	1
HIBISCUS COURT			1	100%	1
ORDRS, INC.			1	100%	1
MINUTE CLINIC DIAGNOSTIC OF TN PC #64		1			1
Dulles Health and Rehab Center		1			1
Oakwood - North Baldwins Center for Living		1			1
CVS HEALTH, #2043		1			1
NDX-CORE LAB			1	100%	1
FLORIDA DEPARTMENT OF HEALTH IN LEE COUNTY			1	100%	1
HEALTH CARE SERVICES LC			1	100%	1
LRGHEALTHCARE		1			1

COVID-19: testing by laboratory

Data through Dec 29, 2020 verified as of Dec 30, 2020 at 09:25 AM

Data in this report are provisional and subject to change.

The numbers in the table below represent the number of Florida and non-Florida residents for whom test results were received by the Department of Health. A person can be tested by more than one laboratory and can have both positive and negative results. **Therefore, the sum of the numbers in each column will be larger than the total number of people tested.**

Reporting lab	Inconclusive	Negative	Positive	Percent positive	Total
HEALTH FIRST MEDICAL GROUP LLC			1	100%	1
ORLANDO HEALTH PHYSICIAN GROUP			1	100%	1
HERNANDO CHILDREN'S			1	100%	1
Southwest Louisiana Veterans Home			1	100%	1
ANY LAB TEST FAST CORP			1	100%	1
INSPIRE HEALTHCARE CENTER			1	100%	1
MEMORIAL HERMANN SOUTHWEST HOSPITAL			1	100%	1
HAMILTON CI MAIN UNIT ANNEX/ WORK CAMP			1	100%	1
CQUENTIA NGS, LLC			1	100%	1
ORLANDO HEALTH PHYSICIAN GROUP INC			1	100%	1
ORMOND MEDICAL ARTS FAMILY PRACTICE PL			1	100%	1
HAWKEYE CARE CENTER DUBUQUE		1			1
TALLAHASSEE PRIMARY CARE ASSOCIATES PA			1	100%	1
DERMDX, DIV OF AURORA DIAGNOSTICS/BERNHARDT LAB		1			1
ST LUKES SURGICAL AT THE VILLAGES INC			1	100%	1
CARDIAC AND VASCULAR CONSULTANTS MD PA		1			1
WEST COAST CLINICAL LABS INC			1	100%	1
NONA MEDICAL ARTS		1			1
POETS WALK SARASOTA			1	100%	1
PROGRESS PHARMACY INC			1	100%	1
BRANDON OUTREACH CLINIC			1	100%	1
AUGUSTA HEALTH CLINICAL LABORATORY			1	100%	1
SHANNON CLARK OD, PA			1	100%	1
PINELLAS CHD - CLEARWATER			1	100%	1
LIFE CARE CENTER OF GWINNETT		1			1
Flagler Health and Rehabilitation			1	100%	1
CORPORATION OF AMERICA		1			1
WARE EXPRESS CARE			1	100%	1
FLORIDA PRIMARY CARE AND SPORTS MEDICINE INC			1	100%	1
HOUSTON DEPARTMENT OF HEALTH AND HUMAN SERVICES			1	100%	1
FREEPORT ER DOX URGENT CARE		1			1
EXCEL URGENT CARE OF NJ			1	100%	1
COOPER CLINIC			1	100%	1
SYNEOS HEALTH			1	100%	1
BOLLES SCHOOL, THE			1	100%	1
Avera Sr. James Care Center		1			1
WINDSOR WOODS REHAB & HEALTHCARE CTR			1	100%	1
MEDEXPRESS URGENT CARE - SPRINGFIELD, COOLEY ST		1			1
NASSAU COUNTY HEALTH DEPARTMENT		1			1
EH FARGO HOSPITAL LABORATORY			1	100%	1
QUEST DIAGNOSTICS CLINICAL LABORATORIES INC		1			1
HERNANDO COUNTY HEALTH DEPT			1	100%	1
BAYMEADOWS PEDIATRIC CARE		1			1
BROOKSVILLE REGIONAL HOSPITAL			1	100%	1
Heartland of Perrysburg		1			1
UF HEALTH THE VILLAGES			1	100%	1
DAVID LAWRENCE CENTER INC			1	100%	1

COVID-19: testing by laboratory

Data through Dec 29, 2020 verified as of Dec 30, 2020 at 09:25 AM

Data in this report are provisional and subject to change.

The numbers in the table below represent the number of Florida and non-Florida residents for whom test results were received by the Department of Health. A person can be tested by more than one laboratory and can have both positive and negative results. **Therefore, the sum of the numbers in each column will be larger than the total number of people tested.**

Reporting lab	Inconclusive	Negative	Positive	Percent positive	Total
LOUNDY		1			1
SUNCREST OMNI		1			1
VITAS HEALTH INC			1	100%	1
ADVENTHEALTH MEDICAL GROUP OBSTETRICS			1	100%	1
INTERNAL MEDICINE GROUP OF CENTRAL FLORIDA			1	100%	1
ADVANCED MEDICAL LABORATORIES (AML)			1	100%	1
PINEVILLE PHARMACY			1	100%	1
WELLMED AT FORT PIERCE		1			1
PRINCIPLE DIAGNOSTICS LLC			1	100%	1
BRIDGEWATER PARK ASSISTED LIVING LLC			1	100%	1
DEPARTMENT OF HEALTH SERVICES			1	100%	1
NEIGHBORCARE PHARMACY SERVICES		1			1
POUDRE VALLEY HOSPITAL			1	100%	1
ANSWERS RESOURCE FACILITY		1			1
SEASONS HOSPICE AND PALLIATIVE CARE OF			1	100%	1
MEDICAL CENTER OF CENTRAL GEORGIA			1	100%	1
MINUTECLINIC, LLC #4682		1			1
MALUHIA		1			1
Trucare Living Centers - Columbus		1			1
CELEBRATION FAMILY PHYSICIANS LLC			1	100%	1
RICHICHI FAMILY HEALTH			1	100%	1
CVS MINUTE CLINIC DIAG OF IND, LLC #6549		1			1
LANCASHIRE HALL NURSING AND REHABILITATION CENTER		1			1
EMERGENCY CARE SERVICES LAB AT JFK MEDICAL CENTER			1	100%	1
WESTOX LABS		1			1
FLORIDA PREMIER MEDICAL CARE PA			1	100%	1
BLUEWATER TOXICOLOGY			1	100%	1
MERITUS MEDICAL CENTER			1	100%	1
CVS HEALTH, #5962		1			1
PANCARE HEALTH - BRUCE			1	100%	1
XSTREMEMD			1	100%	1
DOCTORS HOSPITAL OF LAREDO			1	100%	1
MISSOURI DEPARTMENT OF HEALTH AND SENIOR SERVICES - STATE PH LAB		1			1
JMC TALLAHASSEE, LLC			1	100%	1
NICKLAUS CHILDREN'S DORAL OUTPATIENT CENTER			1	100%	1
AFTER HOURS PEDS			1	100%	1
LAS PALMAS MEDICAL CENTER			1	100%	1
JUPITER PEDIATRIC ASSOCIATES, PA			1	100%	1
CAROLINAS HEALTHCARE SYSTEM LAB			1	100%	1
Kroger - KRO70300083			1	100%	1
ODYSSEY HEALTH CARE OF MARION COUNTY LLC		1			1
LEE MEMORIAL HOSPITAL OUTPATIENT SURGERY CENTER			1	100%	1
GOSHEN MEDICAL CENTER			1	100%	1
SCHIFF CENTER FOR LIVER DISEASES			1	100%	1
MINUTECLINIC DIAGNOSTICS OF OKLAHOMA		1			1
QUALITY LAB			1	100%	1
STONECREST MEDICAL CENTER		1			1

COVID-19: testing by laboratory

Data through Dec 29, 2020 verified as of Dec 30, 2020 at 09:25 AM

Data in this report are provisional and subject to change.

The numbers in the table below represent the number of Florida and non-Florida residents for whom test results were received by the Department of Health. A person can be tested by more than one laboratory and can have both positive and negative results. **Therefore, the sum of the numbers in each column will be larger than the total number of people tested.**

Reporting lab	Inconclusive	Negative	Positive	Percent positive	Total
MEDEXPRESS URGENT CARE - WALDORF, CRAIN HWY		1			1
FAMILY MEDICAL CENTERS			1	100%	1
FLORIDA HOSPITAL TRANSPLANT CENTER		1			1
DECATUR MORGAN HOSPITAL - DECATUR GENE		1			1
ST PETERSBURG PEDIATRICS			1	100%	1
MEMORIAL HEALTH SYSTEM		1			1
SANTA ROSA PEDIATRICS			1	100%	1
DSI LABORATORIES-NAPLES-7TH			1	100%	1
NORTH CAROLINA STATE LABORATORY OF PUBLIC HEALTH, SPECTRUM LAB NETWORK			1	100%	1
VIVIAN SIMMONS FAMILY PRACTICE			1	100%	1
ALLIED PHYSICIANS GROUP		1			1
LSU MEDICAL CENTER			1	100%	1
WILTON MANORS HEALTH & REHABILITATION CENTER			1	100%	1
USC VERDUGO HILLS HOSPITAL			1	100%	1
MDS PHARMA SERVICES		1			1
SAINT ALPHONSUS REGIONAL MEDICAL CENTER			1	100%	1
Kroger - KRO03400316			1	100%	1
NORTH FLORIDA EVALUATION AND TREATMENT CENTER		1			1
NORTH FLORIDA MEDICAL CENTERS INC		1			1
PRIORITY CARE LLC			1	100%	1
IRA FIALKO DO			1	100%	1
WARD MEMORIAL HOSPITAL		1			1
Victory Health and Rehabilitation			1	100%	1
VITAS HEALTHCARE CORPORATION OF FLORIDA			1	100%	1
SANTA CLARA VALLEY MEDICAL CENTER			1	100%	1
BAYSIDE URGENT CARE CENTER INC			1	100%	1
HENRY FORD HOSPITAL			1	100%	1
SUN CITY DIAGNOSTIC CENTER			1	100%	1
RIVERSIDE MEDICAL CENTER		1			1
PHYSICIANS PRIMARY CARE LEHIGH PEDS			1	100%	1
MEDEXPRESS URGENT CARE - LAWRENCE		1			1
FLAGLER PROFESSIONAL HEALTH CARE SERVICES INC		1			1
WELLINGTON WEST 100176			1	100%	1
MEDEXPRESS-DOVER		1			1
UNIVERSITY COMMUNITY HEALTH SERVICES			1	100%	1
THE EDGEWATER AND WATERMAN VILLAGE			1	100%	1
TITUSVILLE TOWERS ASSISTED LIVING		1			1
MAHONEY PEDIATRICS PA			1	100%	1
STEWART FLORIDA ALF, INC			1	100%	1
University Plaza Rehabilitation and Nursing			1	100%	1
UNLIMITED MEDICAL SERVICES OF FL PL DBA		1			1
WEST DADE PEDIATRICS			1	100%	1
Carington Park			1	100%	1
NORTH WEST FLORIDA DIAGNOSTIC ENOCRINOLOGY CLINIC			1	100%	1
HUNT CLUB MEDICAL CARE			1	100%	1
WILMINGTON NURSING AND REHAB			1	100%	1
TMH PHYSICIAN PARTNERS			1	100%	1

COVID-19: testing by laboratory

Data through Dec 29, 2020 verified as of Dec 30, 2020 at 09:25 AM

Data in this report are provisional and subject to change.

The numbers in the table below represent the number of Florida and non-Florida residents for whom test results were received by the Department of Health. A person can be tested by more than one laboratory and can have both positive and negative results. **Therefore, the sum of the numbers in each column will be larger than the total number of people tested.**

Reporting lab	Inconclusive	Negative	Positive	Percent positive	Total
Eddy Memorial Geriatric Center		1			1
REGIONAL MEDICAL LABORATORY			1	100%	1
BROOKDALE PALM COAST		1			1
NORTHEAST TEXAS DIALYSIS		1			1
ELEMENTS PHARMACY			1	100%	1
SEACOAST PATHOLOGY PROFESSIONAL ASSOC		1			1
MEMORIAL HEALTH UNIVERSITY MEDICAL CENTER			1	100%	1
DOCTORS AFTER HOURS URGENT CARE CENTER			1	100%	1
OCALA FAMILY MEDICAL CENTER		1			1
RIVERSIDE METHODIST HOSPITAL LAB			1	100%	1
HSRE-ASL CASSELBERRY TRS, LLC			1	100%	1
CORDOVA FAMILY PRACTICE			1	100%	1
MILFORD REGIONAL HOSPITAL			1	100%	1
Ramsey Village		1			1
COLONIAL VILLA GOOD SAMARITAN CENTER		1			1
CHATSWORTH ASSISTED LIVING COMMUNITY AT PGA NATIONAL			1	100%	1
Waters of Covington		1			1
COMMUNITY PHYSICIANS OF NORTH PORT PA			1	100%	1
MIDWAY SPECIALTY CARE CENTER INC		1			1
EDGAR PRICE FAMILY & CHILDREN HEALTHCARE CENTER			1	100%	1
EASTSIDE MEDICAL CLINIC		1			1
SUMMIT LABORATORY			1	100%	1
GOOD SAMARITAN SOCIETY - DE SMET		1			1
HELIX BIOMEDICS LLC			1	100%	1
PORTSMOUTH REG. HOSPITAL			1	100%	1
ALPHA 1 ANTITRYPSIN RESEARCH PROGRAM			1	100%	1
Central Park Healthcare & Rehabilitation Center		1			1
BRIAN C GRINER MD LLC			1	100%	1
ST. PETERSBURG PEDIATRICS-SEMINOLE			1	100%	1
SILVERMAN			1	100%	1
FLAGLER COUNTY BOARD OF COUNTY COMMISSIONERS			1	100%	1
ST MARYS MEDICAL CENTER			1	100%	1
TENNOVA HEALTHCARE - CLEVELAND			1	100%	1
DONALSONVILLE HOSPITAL			1	100%	1
C V S / PHARMACY #833		1			1
SONNI'S PEDIATRICS			1	100%	1
JOSEPH SCHENKER MD PC		1			1
GREENTREE MEDICAL CENTER			1	100%	1
CHESAPEAKE REGIONAL MEDICAL CENTER			1	100%	1
MINUTECLINIC DIAGNOSTIC MEDICAL		1			1
TMH PHYSICIAN PARTNERS QUINCY			1	100%	1
American Fork Care Center dba Heritage Care Center		1			1
CFCH - FROSTPROOF			1	100%	1
SPRINGBROOK HOSPITAL			1	100%	1
CELEBRATION HOSPITAL			1	100%	1
FORT LOUDOUN PRIMARY CARE		1			1
NORTH PINELLAS CHILDRENS MEDICAL CENTER INC			1	100%	1

COVID-19: testing by laboratory

Data through Dec 29, 2020 verified as of Dec 30, 2020 at 09:25 AM

Data in this report are provisional and subject to change.

The numbers in the table below represent the number of Florida and non-Florida residents for whom test results were received by the Department of Health. A person can be tested by more than one laboratory and can have both positive and negative results. **Therefore, the sum of the numbers in each column will be larger than the total number of people tested.**

Reporting lab	Inconclusive	Negative	Positive	Percent positive	Total
HCL LABORATORIES			1	100%	1
PEBBLEBROOK PHARMACY		1			1
NATION'S BEST CARE HOME HEALTH			1	100%	1
CONWAY MEDICAL CENTER			1	100%	1
BROOKDALE OF SPRING HILL		1			1
SUMTER COUNTY HEALTH DEPARTMENT			1	100%	1
CROSS CREEK HEALTH CARE		1			1
MINUTE CLINIC LLC #1448		1			1
ACCOMPLISHED HOME CARE		1			1
CONSULATE HEALTH CARE OF VERO BEACH			1	100%	1
MINUTECLINIC DIAGNOSTIC OF NEW MEXICO LLC #7552		1			1
MEMORIALCARE LONG BEACH MEDICAL CENTER			1	100%	1
CLEVELAND CLINIC AKRON GENERAL			1	100%	1
PRIMARY CARE GROUP LLC		1			1
PHYSICIANS URGENT CARE			1	100%	1
LAKEVIEW REGIONAL HOSPITAL			1	100%	1
PAUL C SCHWARTZ & MELVIN L WEIDMAN		1			1
MINUTECLINIC DIAGNOSTIC OF SC, LLC #7		1			1
NHC Chattanooga			1	100%	1
ADVANCED URGENT CARE CENTER			1	100%	1
PRACTITIONERS IN MOTION			1	100%	1
PARKLAND HEALTH & HOSPITAL			1	100%	1
MC DIAGNOSTIC OF CONNECTICUT, PC #1043		1			1
LITTLE COMPANY OF MARY HOSPITAL			1	100%	1
FLORIDA FAMILY LABORATORY		1			1
DOCTORS HEARING			1	100%	1
UNIV OF NORTH ALABAMA HEALTH CENTER		1			1
MY URGENT CARE CLINIC			1	100%	1
BMC/NASSAU			1	100%	1
RAPID CITY REGIONAL HOSPITAL -579 ATTN. LABORATORY		1			1
PALMS OF FT MYERS,THE			1	100%	1
RIVIERA BEACH HEALTH CENTER LAB			1	100%	1
SIMMONS			1	100%	1
JAX FAMILY CARE		1			1
LEHIGH MEDICAL AND RESEARCH CENTER, INC			1	100%	1
VISTA LAKE ASSISTED LIVING			1	100%	1
SCIENCE CARE			1	100%	1
LITTLE FALLS HOSPITAL LABORATORY		1			1
BEAUMONT HOSPITAL			1	100%	1
CVS HEALTH MINUTE CLINIC			1	100%	1
PEDRO L ORTEGA MD PA			1	100%	1
PALOMAR MEDICAL CENTER			1	100%	1
HELGEMO & LIQU PEDIATRICS			1	100%	1
ACCESS MEDICAL GROUP OF TAMPA INC			1	100%	1
ORCHID TERRACE		1			1
YUMA REGIONAL MEDICAL CENTER			1	100%	1
CHRISTIANA HOSPITAL		1			1

COVID-19: testing by laboratory

Data through Dec 29, 2020 verified as of Dec 30, 2020 at 09:25 AM

Data in this report are provisional and subject to change.

The numbers in the table below represent the number of Florida and non-Florida residents for whom test results were received by the Department of Health. A person can be tested by more than one laboratory and can have both positive and negative results. **Therefore, the sum of the numbers in each column will be larger than the total number of people tested.**

Reporting lab	Inconclusive	Negative	Positive	Percent positive	Total
SUN CLINICAL LABORATORIES			1	100%	1
MEDEXPRESS URGENT CARE - FORT SMITH		1			1
ER NEAR ME HULEN		1			1
MAINE CENTER FOR DISEASE CONTROL AND PREVENTION			1	100%	1
Consulate Health Care of Tallahassee			1	100%	1
AVON PARK CLUSTER		1			1
Arch Plaza Nursing and Rehabilitation Center			1	100%	1
CURATIVE			1	100%	1
SURGERY CENTER, THE			1	100%	1
JACKSON MADISON CO. GEN. HOSPITAL			1	100%	1
HUNEYCUTT FAMILY PRACTICE			1	100%	1
MINUTECLINIC DIAG OF IND, LLC #5369		1			1
MINUTECLINIC, LLC #1452		1			1
ALLEGHENY GENERAL HOSPITAL			1	100%	1
ALABAMA REFERENCE LAB			1	100%	1
LEXINGTON HOSPITAL CORPORATION			1	100%	1
MINUTECLINIC INCORPORATE, LLC		1			1
FLAGLER CARE CENTER			1	100%	1
SHAH			1	100%	1
Imperial Healthcare Centre			1	100%	1
COVENANT HEALTH		1			1
FLORHAM PARK ENDOSCOPY CENTER		1			1
PHYSICIANS PREMIER			1	100%	1
SENDER RETREAT ADULT DAY CARE CENTERS			1	100%	1
TANGLEWOOD MANOR		1			1
NEW MILFORD HOSPITAL			1	100%	1
BROOKS -TLC HOSPITAL SYSTEM			1	100%	1
Parkside Manor		1			1
DEPT OF VA MEDICAL CENTER - MIAMI			1	100%	1
FRUITVILLE URGENT CARE			1	100%	1
SAINT BARNABAS MEDICAL CENTER		1			1
GOLDING-GRANADO MEDICAL ASSOCIATES		1			1
HEALTHCARE ASSOCIATES OF IRVING, LLP			1	100%	1
MINUTE CLINIC DIAGNOSTICS OF IN, LLC #6252		1			1
PALM BEACH DIABETES AND ENDOCRINE SPECIALISTS, PA			1	100%	1
BAYOU URGENT CARE			1	100%	1
LAKE SUCCESS EXTENDED CARE		1			1
LAREDO EMERGENCY ROOM			1	100%	1
GEORGE WASHINGTON UNIVERSITY HOSPITAL			1	100%	1
DOCTORS CARE – GREER		1			1
MINUTE-CLINIC DIAGNOSTIC OF VIRGINIA,		1			1
LAKE CO SCHOOLS EMPLOYEE HEALTH & WELLNESS CENTER			1	100%	1
VIVEX/UMTB BIOMEDICAL			1	100%	1
Cortland Acres Association		1			1
LIBERTY HEALTH CENTER			1	100%	1
SHAMRA MEDICAL LABORATORY			1	100%	1
SKY RIDGE MEDICAL CENTER - MICRO			1	100%	1

COVID-19: testing by laboratory

Data through Dec 29, 2020 verified as of Dec 30, 2020 at 09:25 AM

Data in this report are provisional and subject to change.

The numbers in the table below represent the number of Florida and non-Florida residents for whom test results were received by the Department of Health. A person can be tested by more than one laboratory and can have both positive and negative results. **Therefore, the sum of the numbers in each column will be larger than the total number of people tested.**

Reporting lab	Inconclusive	Negative	Positive	Percent positive	Total
URGENT CARE CENTER			1	100%	1
GENESIS HEALTH SYSTEM			1	100%	1
SEBRING PEDIATRICS LLC			1	100%	1
MINUTECLINIC DIAGNOSTIC OF NEVADA #87		1			1
ROSECASTLE OF JACKSONVILLE LLC			1	100%	1
MEDICAL LIFE-INC GUIDEWELL EMERGENCY MEDICINE			1	100%	1
Remarkable Healthcare Dallas			1	100%	1
ALPHA CLINICAL LABORATORY CORP.			1	100%	1
MANSFIELD MEDICAL LODGE			1	100%	1
FIU HEALTH CARE CENTER			1	100%	1
MARYLAND DEPARTMENT OF HEALTH AND MENTAL HYGIENE-LABORATORIES			1	100%	1
MAYO CLINIC BEACHES PRIMARY CARE CTR		1			1
CVS MINUTE CLINIC #5836		1			1
HAMILTON CHD		1			1
NITIN BAWA PROFESSIONAL ASSOCIATES			1	100%	1
LOGAN COUNTY HOSPITAL			1	100%	1
TEVAPHARM			1	100%	1
COMMUNITY MEDICAL CENTER-ORANGE CITY		1			1
MEDICAL ASSOCIATES OF PINELLAS - LAB			1	100%	1
ARTHREX MEDICAL CENTER EAST			1	100%	1
FIVE STAR PREMIER RESIDENCES OF POMPANO BEACH			1	100%	1
UNIVERISTY OF MIAMI			1	100%	1
MINUTE CLINIC DIAGNOSTIC OF VIRGINIA, LLC #6292		1			1
OAKMONTE VILLAGE OF DAVIE			1	100%	1
ENVOY OF FORK UNION, LLC DBA ENVOY AT THE VILLAGE		1			1
MEMORIAL HERMANN HOSPITAL			1	100%	1
ATHENS LIMESTONE HOSPITAL		1			1
MANATEE MEMORIAL HOSPITAL CLINICAL LABORATORY			1	100%	1
TITUSVILLE CENTER FOR SURGICAL EXCELLENCE LLC		1			1
CRANES VIEW LODGE			1	100%	1
WIREGRASS MEDICAL CENTER			1	100%	1
CARE POINT HEALTH AND WELLNESS CENTER		1			1
BIOMERIEUX			1	100%	1
AVERA ST. MARY'S HOSPITAL			1	100%	1
FLORIDA KEYS PED AND ADOLES CTR			1	100%	1
BAPTIST HOSPITAL EAST			1	100%	1
SOUTHERN HILLS MEDICAL CENTER			1	100%	1
FLORIDA MEDICAL CENTER			1	100%	1
ARLINGTON ADULT RESIDENTIAL FACILITY, INC			1	100%	1
UMASS MEMORIAL MEDICAL CENTER, INC		1			1
ST. VINCENT HOSPITAL			1	100%	1
Seal Rock Healthcare		1			1
SAINT JOSEPH'S HOSPITAL AND MEDICAL CENTER		1			1
MANOR CARE OF DELRAY BEACH FL LLC		1			1
HILTON HEAD HOSPITAL/INPATIENT			1	100%	1
CORNERSTONE PEDIATRICS			1	100%	1
TRUMAN MEDICAL CENTER - HOSPITAL HILL			1	100%	1

COVID-19: testing by laboratory

Data through Dec 29, 2020 verified as of Dec 30, 2020 at 09:25 AM

Data in this report are provisional and subject to change.

The numbers in the table below represent the number of Florida and non-Florida residents for whom test results were received by the Department of Health. A person can be tested by more than one laboratory and can have both positive and negative results. **Therefore, the sum of the numbers in each column will be larger than the total number of people tested.**

Reporting lab	Inconclusive	Negative	Positive	Percent positive	Total
JACKSONVILLE STATEFL			1	100%	1
SIGNATURE CARE MEMORIAL CITY			1	100%	1
ADVENTHEALTH CENTRA CARE PONCIANA			1	100%	1
MINUTECLINIC DIAGNOSTIC OF OHIO #6139		1			1
FHPG SURGICAL ASSOCIATES OF EAST PASCO			1	100%	1
TITUS REGIONAL MEDICAL CENTER			1	100%	1
BAPTIST HOSPITAL OF MIAMI MCI BROWARD LABORATORY			1	100%	1
ST. JOHN HOSPITAL & MEDICAL CENTER			1	100%	1
SELF REGIONAL HEALTHCARE			1	100%	1
MEDEXPRESS URGENT CARE - BECKLEY		1			1
Waddell Nursing & Rehab Center		1			1
NORTH FLORIDA CHILD DEVELOPMENT, INC			1	100%	1
BUENA VIDA ESTATES			1	100%	1
VALLEY MEDICAL LABORATORY			1	100%	1
Longwood Community Living Center		1			1
CARE STATION MEDICAL GROUP		1			1
CHILTON MEDICAL CENTER		1			1
UPMC NORTHWEST HOSPITAL			1	100%	1
GEORGETOWN URGENT CARE			1	100%	1
MINUTECLINIC, LLC #1492		1			1
WINDSOR MANOR			1	100%	1
MOSAIC MEDICAL CENTER MARYVILLE			1	100%	1
MEDAC AT PORTERS NECK			1	100%	1
PENINSULA REGIONAL MED CTR LAB			1	100%	1
DIVERSE MEDICAL CARE LLC			1	100%	1
FLORIDA DIGESTIVE AND LIVER SPECIALISTS			1	100%	1
ADVENTHEALTH HOSPICE CARE CENTRAL FLORIDA		1			1
HYDE PARK MEDICAL CENTER		1			1
Vi at Aventura		1			1
LANTANA HC LAB			1	100%	1
MINUTE CLINIC OF KANSAS PA			1	100%	1
MEDERI CARETENDERS			1	100%	1
STANDIFER PLACE		1			1
OCALA RKC EAST HEMO #1			1	100%	1
BROOKDALE FORT MYERS LAKES PARK			1	100%	1
LIFELINK TISSUE BANK D/B/A LIFELINK TISSUE BANK		1			1
POMPANO BEACH ARTIFICIAL KIDNEY CENTER			1	100%	1
ROCKWALL URGENT CARE			1	100%	1
PHYSICIANS QUALITY CARE			1	100%	1
TIMPANOGOS REGIONAL HOSPITAL			1	100%	1
LIFESPAN HEALTH - SELMER		1			1
CLINCLOUD, LLC			1	100%	1
CONSOLIDATED			1	100%	1
NEWTON MEMORIAL HOSPITAL		1			1
Sanford Health & Rehabilitation			1	100%	1
OAKMONT WEST- GREENVILLE SC		1			1
HALEYVILLE HEALTH CARE CENTER		1			1

COVID-19: testing by laboratory

Data through Dec 29, 2020 verified as of Dec 30, 2020 at 09:25 AM

Data in this report are provisional and subject to change.

The numbers in the table below represent the number of Florida and non-Florida residents for whom test results were received by the Department of Health. A person can be tested by more than one laboratory and can have both positive and negative results. **Therefore, the sum of the numbers in each column will be larger than the total number of people tested.**

Reporting lab	Inconclusive	Negative	Positive	Percent positive	Total
VANAJA SUREDDI MD PA			1	100%	1
MINUTECLINIC MINUTECLINIC #8505		1			1
ARCADIA DIALYSIS CENTER			1	100%	1
MERCY GENERAL HOSPITAL			1	100%	1
UNIVERSITY OF MIAMI PRIMARY CARE SITE UMHC 3039			1	100%	1
NOMI HEALTH LAB SERVICES LLC			1	100%	1
CVS MINUTE CLINIC DIAGNOSTIC PA #3060		1			1
The Palms Nursing and Rehabilitation		1			1
MINUTECLINIC DIAG OF IND, LLC #6697		1			1
CAREWELL 203			1	100%	1
Garden View Care Center at Dougherty Ferry		1			1
SPRINGHILL SENIOR RESIDENCE		1			1
SOUTHERN BREEZE HEALTHCARE			1	100%	1
UCH LAB			1	100%	1
COLLINS NURSING HOME		1			1
CARING PROFESSIONAL HEALTH CARE LLC		1			1
FHCP ASC - ORANGE CITY			1	100%	1
CROSSROADS URGENT CARE DBA URGENT TEA		1			1
ORMC-ARDEN/EOI			1	100%	1
PHYSICIAN ASSOCIATES, LLC			1	100%	1
UHS BINGHAMTON GENERAL			1	100%	1
Total	61,431	12,194,345	1,671,699	12%	13,927,475