

COVID-19: summary of cases and monitoring

Data through Dec 28, 2020 verified as of Dec 29, 2020 at 09:25 AM

Data in this report are provisional and subject to change.

Cases: people with positive PCR or antigen test result		Cases: people with positive PCR or antigen test result	
Total cases		Risk factors for Florida residents	
Florida residents	1,270,063	Traveled	10,922
Non-Florida residents	22,189	Contact with a known case	484,558
Type of testing		Traveled and contact with a known case	13,767
Florida residents	1,270,063	Neither	760,816
Positive by BPHL/CDC	47,685	No travel and no contact	154,815
Positive by commercial/hospital lab	1,222,378	Travel is unknown	434,276
PCR positive	1,098,799	Contact is unknown	294,019
Antigen positive	171,264	Contact is pending	268,462
Non-Florida residents	22,189	Travel can be unknown and contact can be unknown or pending for the same case, these numbers will sum to more than the "neither" total.	
Positive by BPHL/CDC	624		
Positive by commercial/hospital lab	21,565		
PCR positive	17,053		
Antigen positive	5,136		
Characteristics			
Florida residents hospitalized	62,142		
Florida resident deaths	21,409		
Non-Florida resident deaths	309		
Hospitalized counts include anyone who was hospitalized at some point during their illness. It does not reflect the number of people currently hospitalized.			
More information on deaths identified through death certificate data is available on the National Center for Health Statistics website at www.cdc.gov/nchs/nvss/vsrr/COVID19/index.htm .			

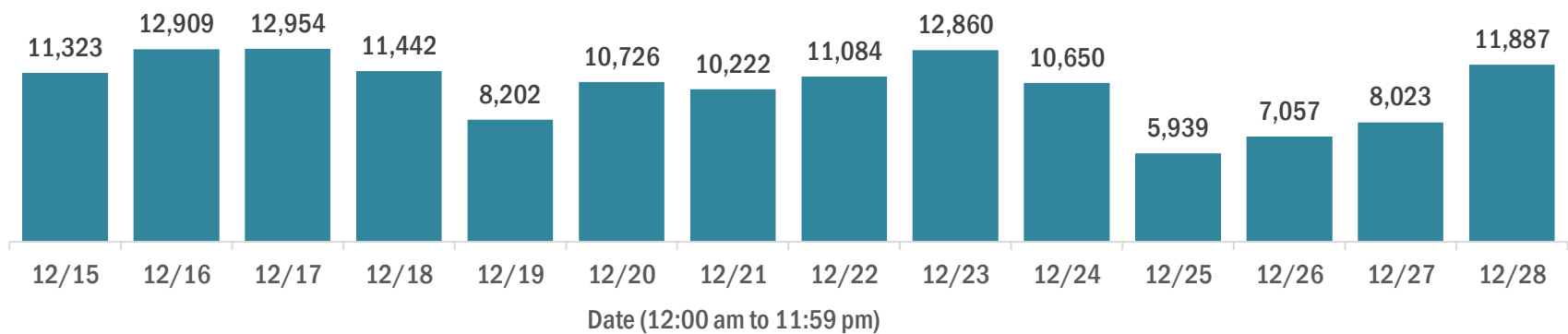
COVID-19: summary of laboratory testing

Data through Dec 28, 2020 verified as of Dec 29, 2020 at 09:25 AM

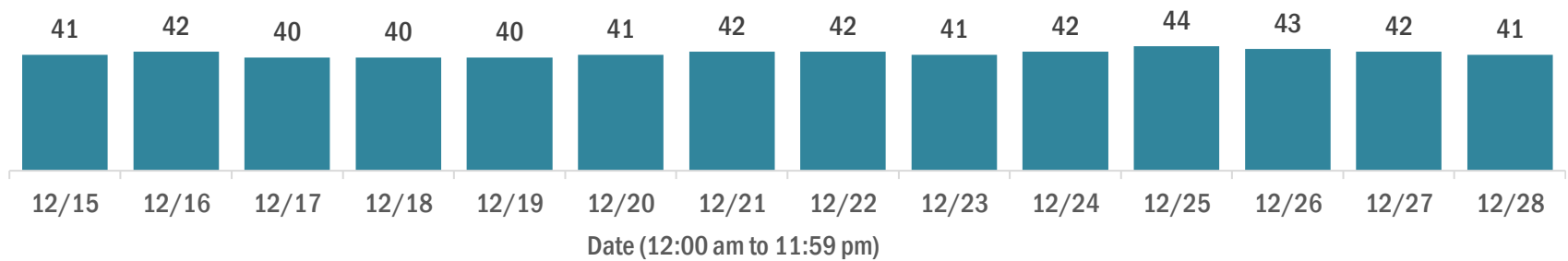
Data in this report are provisional and subject to change.

Cases in Florida residents per day for the past 2 weeks

Number of cases per day



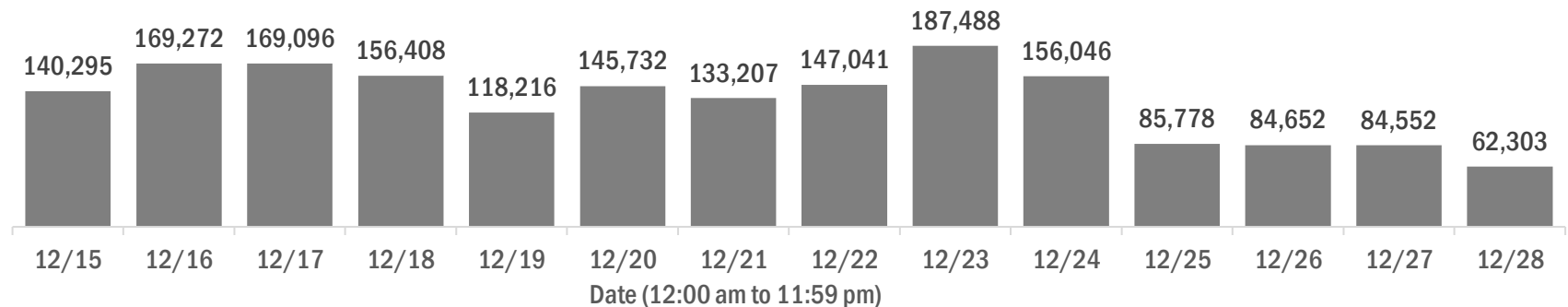
Median age of cases by day



Laboratory testing for Florida residents over the past 2 weeks

Number of Florida residents tested per day

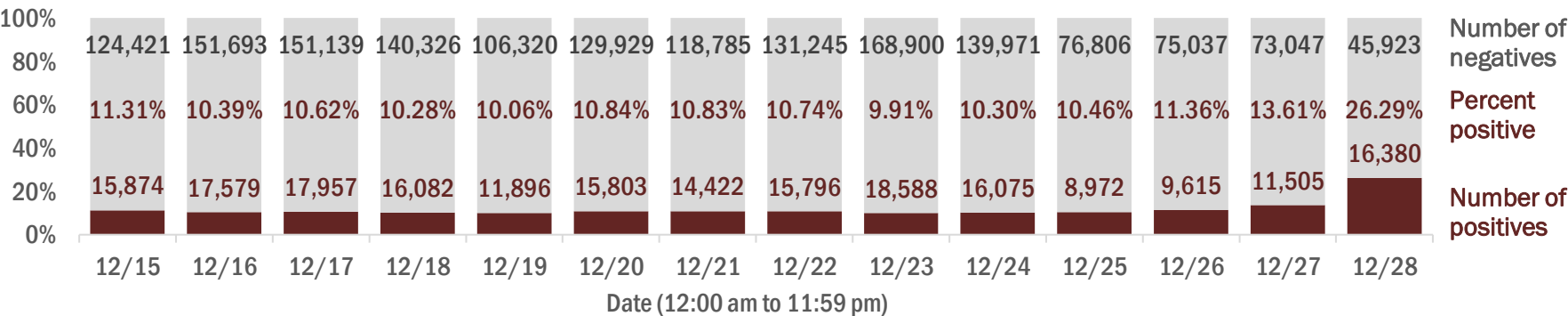
These counts include the number of people for whom the Department received PCR or antigen laboratory results by day. People tested on multiple days will be included for each day a new result was received. A person is only counted once for each day they are tested, regardless of whether multiple specimens are tested or multiple results are received.



Number and percent of Florida residents with positive test results

The percent of positive results ranged from 9.91% to 26.29% over the past 2 weeks and was 26.29% yesterday.

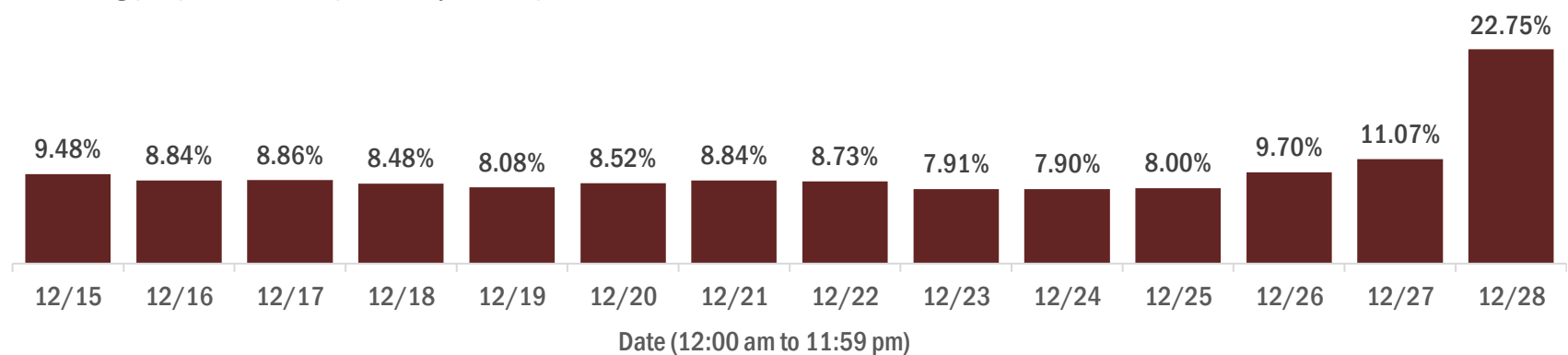
These counts include the number of people for whom the Department received PCR or antigen laboratory results by day. People tested on multiple days will be included for each day a new result was received. A person is only counted once for each day they are tested, regardless of whether multiple specimens are tested or multiple results are received. If a person has a positive specimen and a negative specimen in the same day, only the positive result is counted.



Percent positivity for new cases in Florida residents

The percent of positive results ranged from 7.90% to 22.75% over the past 2 weeks and was 22.75% yesterday.

This percent is the number of people who test PCR- or antigen-positive for the first time divided by all the people tested that day, excluding people who have previously tested positive.



COVID-19: characteristics of 1,270,063 Florida resident cases

Data through Dec 28, 2020 verified as of Dec 29, 2020 at 09:25 AM

Data in this report are provisional and subject to change.

Age group	Cases		Hospitalizations		Deaths	
0-4 years	22,832	2%	415	1%	0	0%
5-14 years	66,919	5%	376	1%	5	0%
15-24 years	199,696	16%	1,620	3%	34	0%
25-34 years	228,356	18%	3,277	5%	117	1%
35-44 years	199,080	16%	4,972	8%	347	2%
45-54 years	195,551	15%	7,489	12%	831	4%
55-64 years	166,167	13%	10,766	17%	2,341	11%
65-74 years	103,419	8%	12,625	20%	4,546	21%
75-84 years	57,744	5%	12,209	20%	6,392	30%
85+ years	29,174	2%	8,388	13%	6,796	32%
Unknown	1,125	0%	5	0%	0	0%
Total	1,270,063		62,142		21,409	

Gender	Cases	
Female	658,172	52%
Male	603,547	48%
Unknown	8,344	1%
Total	1,270,063	

Ethnicity	Cases		Hospitalizations		Deaths	
Hispanic	398,782	31%	16,596	27%	5,190	24%
Non-Hispanic	585,778	46%	42,310	68%	14,712	69%
Unknown	285,503	22%	3,236	5%	1,507	7%
Total	1,270,063		62,142		21,409	

Race and ethnicity	Cases		Hospitalizations		Deaths	
White	676,316	53%	39,511	64%	15,280	71%
Hispanic	265,084	21%	11,684	19%	4,114	19%
Non-Hispanic	363,141	29%	26,510	43%	10,434	49%
Unknown	48,091	4%	1,317	2%	732	3%
Black	169,704	13%	13,464	22%	3,720	17%
Hispanic	9,431	1%	553	1%	140	1%
Non-Hispanic	146,250	12%	12,615	20%	3,439	16%
Unknown	14,023	1%	296	0%	141	1%
Other race	178,992	14%	7,247	12%	1,718	8%
Hispanic	91,992	7%	3,943	6%	796	4%
Non-Hispanic	61,278	5%	2,971	5%	772	4%
Unknown	25,722	2%	333	1%	150	1%
Unknown race	245,051	19%	1,920	3%	691	3%
Hispanic	32,275	3%	416	1%	140	1%
Non-Hispanic	15,109	1%	214	0%	67	0%
Unknown	197,667	16%	1,290	2%	484	2%
Total	1,270,063		62,142		21,409	

Hospitalization counts include anyone who was hospitalized at some point during their illness. It does not reflect the number of people currently hospitalized. **Other race** includes any person with a race of American Indian/Alaskan native, Asian, native Hawaiian/Pacific Islander, or other.

COVID-19: deaths in Florida residents and staff of long-term care facilities

Data through Dec 28, 2020 verified as of Dec 29, 2020 at 09:25 AM

Data in this report are provisional and subject to change.

For current cases in residents or staff of long-term care facilities, please visit: <https://floridahealthcovid19.gov/>

County	Deaths		County	Deaths		County	Deaths	
Dade	903	<div></div> 11%	Lake	117	<div></div> 1%	Gilchrist	13	<div></div> 0%
Palm Beach	818	<div></div> 10%	Citrus	111	<div></div> 1%	Gadsden	12	<div></div> 0%
Pinellas	675	<div></div> 8%	Osceola	104	<div></div> 1%	Washington	12	<div></div> 0%
Broward	503	<div></div> 6%	Charlotte	98	<div></div> 1%	Calhoun	11	<div></div> 0%
Hillsborough	450	<div></div> 6%	Indian River	79	<div></div> 1%	Baker	9	<div></div> 0%
Polk	361	<div></div> 4%	Clay	77	<div></div> 1%	Gulf	9	<div></div> 0%
Lee	292	<div></div> 4%	Jackson	77	<div></div> 1%	Jefferson	9	<div></div> 0%
Brevard	291	<div></div> 4%	Leon	62	<div></div> 1%	Lafayette	9	<div></div> 0%
Sarasota	282	<div></div> 3%	Suwannee	59	<div></div> 1%	Holmes	7	<div></div> 0%
Duval	274	<div></div> 3%	St. Johns	53	<div></div> 1%	Desoto	5	<div></div> 0%
Orange	252	<div></div> 3%	Highlands	52	<div></div> 1%	Bradford	4	<div></div> 0%
Volusia	200	<div></div> 2%	Bay	50	<div></div> 1%	Levy	4	<div></div> 0%
St. Lucie	194	<div></div> 2%	Alachua	40	<div></div> 0%	Flagler	3	<div></div> 0%
Marion	188	<div></div> 2%	Columbia	38	<div></div> 0%	Monroe	3	<div></div> 0%
Seminole	186	<div></div> 2%	Sumter	33	<div></div> 0%	Taylor	3	<div></div> 0%
Escambia	163	<div></div> 2%	Nassau	28	<div></div> 0%	Hardee	2	<div></div> 0%
Manatee	153	<div></div> 2%	Santa Rosa	24	<div></div> 0%	Dixie	1	<div></div> 0%
Collier	143	<div></div> 2%	Hendry	20	<div></div> 0%	Liberty	1	<div></div> 0%
Pasco	132	<div></div> 2%	Putnam	20	<div></div> 0%	Wakulla	1	<div></div> 0%
Martin	129	<div></div> 2%	Walton	19	<div></div> 0%	Total	8,138	
Hernando	118	<div></div> 1%	Madison	18	<div></div> 0%			
Okaloosa	118	<div></div> 1%	Okeechobee	16	<div></div> 0%			

Note: cases are summarized by the county of usual residence. Residents and staff may be cases associated with facilities that are not in their county of usual residence, resulting in cases being included below for counties that do not have facilities with known cases.

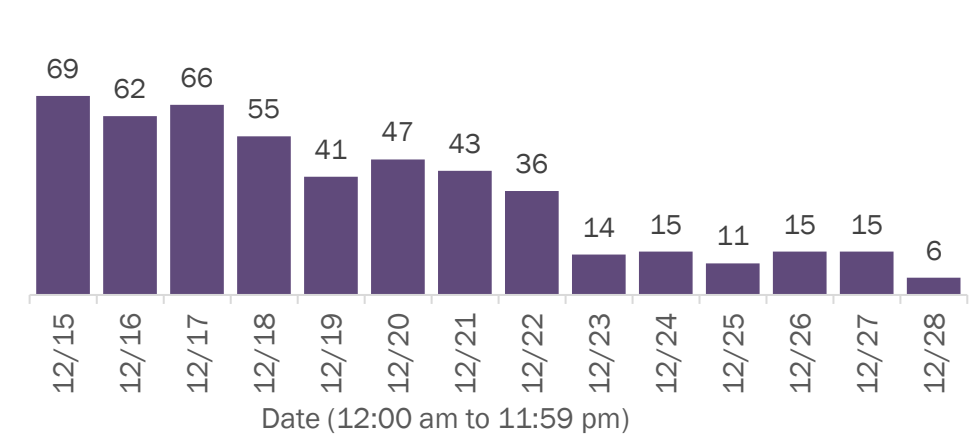
COVID-19: cases in Florida residents who have died

Data through Dec 28, 2020 verified as of Dec 29, 2020 at 09:25 AM

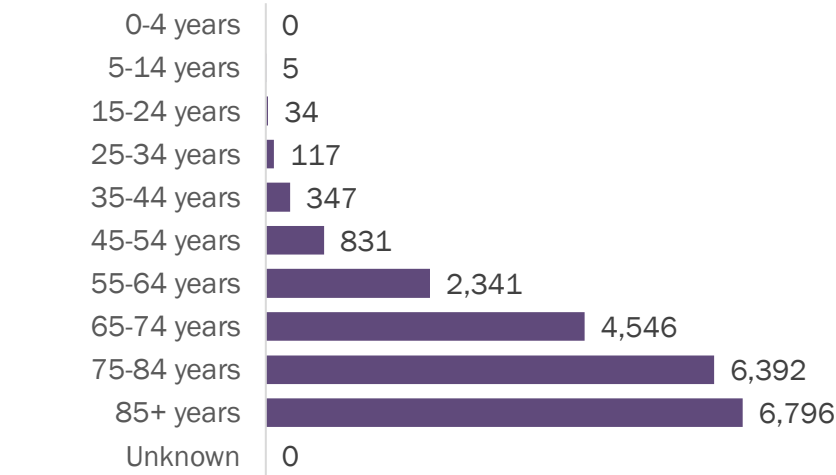
Data in this report are provisional and subject to change.

Demographics for all identified COVID-19 deaths: 21,409

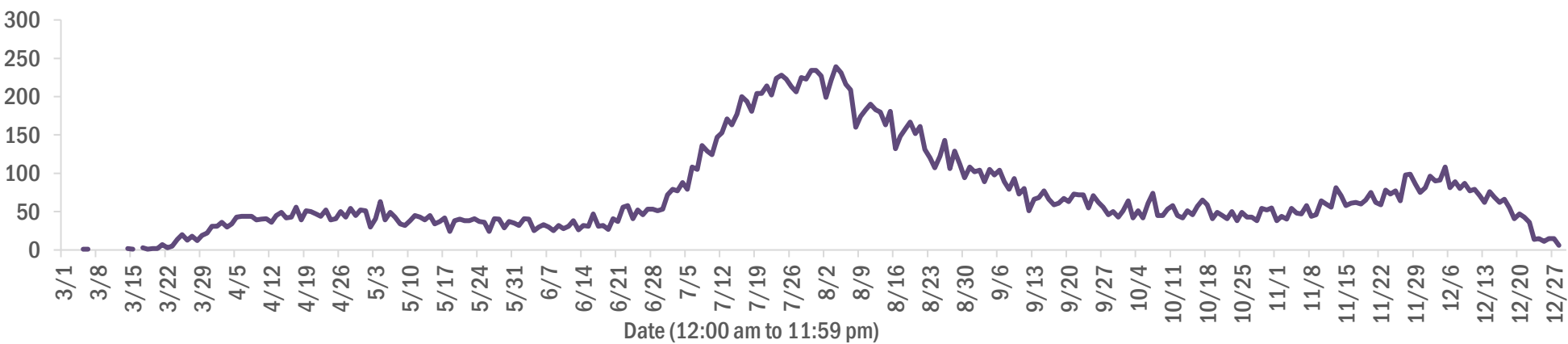
Deaths by date of death for the past 2 weeks



Deaths by age group



Deaths by date of death since March 2020



Age group	Deaths	Cases	Case fatality rate	Mortality rate per 100,000 population
0-4 years	0	22,832	0.0%	0.0
5-14 years	5	66,919	0.0%	0.2
15-24 years	34	199,696	0.0%	1.4
25-34 years	117	228,356	0.1%	4.1
35-44 years	347	199,080	0.2%	13.3
45-54 years	831	195,551	0.4%	29.8
55-64 years	2,341	166,167	1.4%	80.9
65-74 years	4,546	103,419	4.4%	187.3
75-84 years	6,392	57,744	11.1%	455.2
85+ years	6,796	29,174	23.3%	1176.7
Unknown	0	1,125	0.0%	
Total	21,409	1,270,063	1.7%	99.1

Gender	Deaths	Cases	Case fatality rate	Mortality rate per 100,000 population
Male	11,972	603,547	2.0%	113.4
Female	9,437	658,172	1.4%	85.5
Unknown	0	8,344	0.0%	
Total	21,409	1,270,063	1.7%	99.1

Race	Deaths	Cases	Case fatality rate	Mortality rate per 100,000 population
White	15,280	676,316	2.3%	91.5
Black	3,720	169,704	2.2%	101.7
Other	1,718	178,992	1.0%	138.1
Unknown	691	245,051	0.3%	
Total	21,409	1,270,063	1.7%	99.1

Ethnicity	Deaths	Cases	Case fatality rate	Mortality rate per 100,000 population
Hispanic	5,190	398,782	1.3%	91.4
Non-Hispanic	14,712	585,778	2.5%	92.4
Unknown	1,507	285,503	0.5%	
Total	21,409	1,270,063	1.7%	99.1

COVID-19: characteristics of 1,292,252 cases

Data through Dec 28, 2020 verified as of Dec 29, 2020 at 09:25 AM

Data in this report are provisional and subject to change.

Tables below include cases in Florida residents and non-Florida residents.

All 67 Florida counties have cases:

County	FL resident cases		Non-FL resident cases	Total cases	FL resident deaths	FL death rate
Dade	289,914	<div></div> 23%	3,274	293,188	4,164	1.4%
Broward	133,088	<div></div> 10%	1,494	134,582	1,830	1.4%
Palm Beach	80,211	<div></div> 6%	1,179	81,390	1,873	2.3%
Hillsborough	74,826	<div></div> 6%	721	75,547	1,064	1.4%
Orange	73,610	<div></div> 6%	663	74,273	733	1.0%
Duval	58,554	<div></div> 5%	961	59,515	724	1.2%
Pinellas	42,865	<div></div> 3%	1,004	43,869	1,040	2.4%
Lee	38,659	<div></div> 3%	1,020	39,679	653	1.7%
Polk	36,020	<div></div> 3%	233	36,253	780	2.2%
Osceola	24,282	<div></div> 2%	402	24,684	288	1.2%
Collier	21,572	<div></div> 2%	560	22,132	331	1.5%
Volusia	21,421	<div></div> 2%	294	21,715	433	2.0%
Manatee	21,367	<div></div> 2%	344	21,711	415	1.9%
Escambia	19,286	<div></div> 2%	2,357	21,643	367	1.9%
Pasco	21,173	<div></div> 2%	197	21,370	366	1.7%
Brevard	20,294	<div></div> 2%	228	20,522	513	2.5%
Leon	18,441	<div></div> 1%	575	19,016	173	0.9%
Sarasota	17,591	<div></div> 1%	553	18,144	502	2.9%
Seminole	17,512	<div></div> 1%	130	17,642	311	1.8%
Marion	17,211	<div></div> 1%	88	17,299	458	2.7%
Alachua	15,410	<div></div> 1%	164	15,574	128	0.8%
Lake	14,827	<div></div> 1%	171	14,998	294	2.0%
St. Lucie	13,895	<div></div> 1%	78	13,973	397	2.9%
St. Johns	12,464	<div></div> 1%	196	12,660	112	0.9%
Okaloosa	12,351	<div></div> 1%	129	12,480	224	1.8%
Bay	11,105	<div></div> 1%	435	11,540	203	1.8%
Clay	10,963	<div></div> 1%	28	10,991	184	1.7%
Santa Rosa	10,558	<div></div> 1%	129	10,687	123	1.2%
Martin	7,575	<div></div> 1%	109	7,684	209	2.8%
Charlotte	7,116	<div></div> 1%	76	7,192	231	3.2%
Hernando	7,093	<div></div> 1%	46	7,139	276	3.9%
Indian River	6,540	<div></div> 1%	65	6,605	156	2.4%
Citrus	6,468	<div></div> 1%	40	6,508	260	4.0%
Columbia	5,852	<div></div> 0%	25	5,877	117	2.0%
Sumter	4,865	<div></div> 0%	24	4,889	118	2.4%

County	FL resident cases		Non-FL resident cases	Total cases	FL resident deaths	FL death rate
Highlands	4,817	<div></div> 0%	46	4,863	201	4.2%
Walton	4,306	<div></div> 0%	451	4,757	45	1.0%
Nassau	4,295	<div></div> 0%	313	4,608	66	1.5%
Jackson	4,499	<div></div> 0%	57	4,556	117	2.6%
Monroe	4,016	<div></div> 0%	166	4,182	35	0.9%
Suwannee	3,920	<div></div> 0%	25	3,945	97	2.5%
Gadsden	3,868	<div></div> 0%	13	3,881	59	1.5%
Putnam	3,849	<div></div> 0%	10	3,859	71	1.8%
Flagler	3,576	<div></div> 0%	34	3,610	48	1.3%
Hendry	3,240	<div></div> 0%	15	3,255	49	1.5%
Unknown	232	<div></div> 0%	2,850	3,082	0	0.0%
Desoto	2,845	<div></div> 0%	13	2,858	55	1.9%
Baker	2,421	<div></div> 0%	11	2,432	36	1.5%
Okeechobee	2,345	<div></div> 0%	21	2,366	51	2.2%
Bradford	2,131	<div></div> 0%	6	2,137	23	1.1%
Hardee	2,062	<div></div> 0%	8	2,070	20	1.0%
Wakulla	2,042	<div></div> 0%	9	2,051	22	1.1%
Taylor	1,925	<div></div> 0%	4	1,929	25	1.3%
Washington	1,902	<div></div> 0%	17	1,919	30	1.6%
Levy	1,791	<div></div> 0%	9	1,800	19	1.1%
Holmes	1,586	<div></div> 0%	29	1,615	24	1.5%
Madison	1,503	<div></div> 0%	19	1,522	33	2.2%
Union	1,428	<div></div> 0%	0	1,428	65	4.6%
Lafayette	1,418	<div></div> 0%	0	1,418	22	1.6%
Gulf	1,284	<div></div> 0%	16	1,300	27	2.1%
Hamilton	1,217	<div></div> 0%	13	1,230	12	1.0%
Calhoun	1,181	<div></div> 0%	2	1,183	28	2.4%
Dixie	1,091	<div></div> 0%	3	1,094	11	1.0%
Gilchrist	993	<div></div> 0%	0	993	23	2.3%
Jefferson	951	<div></div> 0%	20	971	16	1.7%
Franklin	868	<div></div> 0%	14	882	4	0.5%
Glades	762	<div></div> 0%	2	764	11	1.4%
Liberty	720	<div></div> 0%	1	721	14	1.9%
Total	1,270,063		22,189	1,292,252	21,409	1.7%

COVID-19: characteristics of 1,270,063 Florida resident cases

Data through Dec 28, 2020 verified as of Dec 29, 2020 at 09:25 AM

Data in this report are provisional and subject to change.

The table below includes the cities and counties of residence for cases in Florida residents based on the patient's ZIP Code. Note that city is not always received as part of the initial notification and may be missing while the case is being investigated.

City and county	Cases
Miami, Dade	168,259
Orlando, Orange	55,108
Jacksonville, Duval	54,829
Tampa, Hillsborough	44,365
Hialeah, Dade	40,447
Fort Lauderdale, Broward	29,964
Hollywood, Broward	25,657
West Palm Beach, Palm Beach	19,607
Kissimmee, Osceola	18,657
Naples, Collier	17,750
Tallahassee, Leon	17,547
Homestead, Dade	17,047
Saint Petersburg, Pinellas	16,152
Pensacola, Escambia	15,813
Fort Myers, Lee	15,363
Bradenton, Manatee	14,142
Boca Raton, Palm Beach	13,809
Pompano Beach, Broward	13,762
Ocala, Marion	13,019
Lakeland, Polk	12,705
Gainesville, Alachua	12,570
Sarasota, Sarasota	11,068
Lake Worth, Palm Beach	9,988
Cape Coral, Lee	9,587
Port Saint Lucie, St. Lucie	9,010
Miramar, Broward	8,587
Clearwater, Pinellas	8,402
Miami Beach, Dade	8,130
Boynton Beach, Palm Beach	7,650
Miami Gardens, Dade	7,592
Panama City, Bay	7,120
Coral Springs, Broward	7,046
Doral, Dade	6,791
Saint Augustine, St. Johns	6,719
Melbourne, Brevard	6,247
Lehigh Acres, Lee	6,165
Winter Haven, Polk	6,112
Delray Beach, Palm Beach	5,924
Davie, Broward	5,602
Lake City, Columbia	5,410
Riverview, Hillsborough	5,405
Milton, Santa Rosa	5,341
Sunrise, Broward	5,065
Coral Gables, Dade	5,045
Vero Beach, Indian River	5,011
Fort Pierce, St. Lucie	4,811
New Port Richey, Pasco	4,742
Saint Cloud, Osceola	4,718
Largo, Pinellas	4,678
Daytona Beach, Volusia	4,608
Orange Park, Clay	4,496
Palm Bay, Brevard	4,495
Plantation, Broward	4,382
Apopka, Orange	4,346
Brandon, Hillsborough	4,316
North Miami Beach, Dade	4,282
Spring Hill, Hernando	4,138
Plant City, Hillsborough	4,126
Weston, Broward	4,041

COVID-19: characteristics of 1,270,063 Florida resident cases

Data through Dec 28, 2020 verified as of Dec 29, 2020 at 09:25 AM

Data in this report are provisional and subject to change.

The table below includes the cities and counties of residence for cases in Florida residents based on the patient's ZIP Code. Note that city is not always received as part of the initial notification and may be missing while the case is being investigated.

City and county	Cases
Clermont, Lake	3,975
Jupiter, Palm Beach	3,942
Deerfield Beach, Broward	3,882
Sanford, Seminole	3,834
Miami Lakes, Dade	3,667
Stuart, Martin	3,637
Deltona, Volusia	3,622
Port Charlotte, Charlotte	3,594
Fort Walton Beach, Okaloosa	3,584
Davenport, Polk	3,544
Winter Garden, Orange	3,415
Tamarac, Broward	3,400
Crestview, Okaloosa	3,221
Wesley Chapel, Pasco	3,131
Opa Locka, Dade	3,128
Live Oak, Suwannee	3,124
Land O Lakes, Pasco	3,102
Palm Beach Gardens, Palm Beach	3,083
Palmetto, Manatee	3,056
Coconut Creek, Broward	3,045
Deland, Volusia	3,042
Palm Coast, Flagler	2,998
Margate, Broward	2,946
Winter Park, Orange	2,936
Palm Harbor, Pinellas	2,871
Oviedo, Seminole	2,859
Immokalee, Collier	2,807
Arcadia, Desoto	2,773
Wellington, Palm Beach	2,763
Cutler Ridge, Dade	2,738
Altamonte Springs, Seminole	2,655
Hallandale, Broward	2,625
Middleburg, Clay	2,620
Venice, Sarasota	2,601
Lutz, Hillsborough	2,596
Punta Gorda, Charlotte	2,569
Brooksville, Hernando	2,563
Sebring, Highlands	2,560
North Port, Sarasota	2,554
Haines City, Polk	2,537
Ocoee, Orange	2,398
Bonita Springs, Lee	2,394
Leesburg, Lake	2,385
Pembroke Pines, Broward	2,373
Valrico, Hillsborough	2,357
Okeechobee, Okeechobee	2,336
Port Orange, Volusia	2,323
Seminole, Pinellas	2,311
Saint Johns, St. Johns	2,233
Key West, Monroe	2,218
Zephyrhills, Pasco	2,203
Lake Worth Beach, Palm Beach	2,203
North Lauderdale, Broward	2,192
North Miami, Dade	2,184
Ruskin, Hillsborough	2,124
Pinellas Park, Pinellas	2,116
Ormond Beach, Volusia	2,088
Navarre, Santa Rosa	2,060
Longwood, Seminole	2,051

COVID-19: characteristics of 1,270,063 Florida resident cases

Data through Dec 28, 2020 verified as of Dec 29, 2020 at 09:25 AM

Data in this report are provisional and subject to change.

The table below includes the cities and counties of residence for cases in Florida residents based on the patient's ZIP Code. Note that city is not always received as part of the initial notification and may be missing while the case is being investigated.

City and county	Cases
Jacksonville Beach, Duval	2,050
The Villages, Sumter	2,005
Quincy, Gadsden	1,992
Windermere, Orange	1,986
Niceville, Okaloosa	1,961
Crawfordville, Wakulla	1,857
Cantonment, Escambia	1,854
Oakland Park, Broward	1,848
Gulf Breeze, Santa Rosa	1,841
Dade City, Pasco	1,840
Casselberry, Seminole	1,828
Cocoa, Brevard	1,822
Bartow, Polk	1,818
Hudson, Pasco	1,807
Perry, Taylor	1,805
Palatka, Putnam	1,797
Clewiston, Hendry	1,783
Green Cove Springs, Clay	1,768
Marianna, Jackson	1,724
North Fort Myers, Lee	1,675
Panama City Beach, Bay	1,671
Port Richey, Pasco	1,665
Kissimmee, Polk	1,651
Ponte Vedra Beach, St. Johns	1,619
Royal Palm Beach, Palm Beach	1,615
Lake Mary, Seminole	1,610
Auburndale, Polk	1,606
Fernandina Beach, Nassau	1,589
Inverness, Citrus	1,574
Aventura, Dade	1,563
Tarpon Springs, Pinellas	1,562
Lynn Haven, Bay	1,550
Chipley, Washington	1,508
Defuniak Springs, Walton	1,503
Wimauma, Hillsborough	1,469
Winter Springs, Seminole	1,462
Starke, Bradford	1,443
New Smyrna Beach, Volusia	1,442
Titusville, Brevard	1,434
Lake Wales, Polk	1,429
Santa Rosa Beach, Walton	1,419
Coconut Grove, Dade	1,410
Belle Glade, Palm Beach	1,410
Crossings, Dade	1,408
Estero, Lee	1,403
Missing, Dade	1,401
Mayo, Lafayette	1,398
Merritt Island, Brevard	1,387
Fleming Island, Clay	1,372
Cooper City, Broward	1,361
Parkland, Broward	1,359
Labelle, Hendry	1,357
Carol City, Dade	1,343
Dunedin, Pinellas	1,328
Loxahatchee, Palm Beach	1,315
Key Biscayne, Dade	1,307
Sarasota, Manatee	1,307
Destin, Okaloosa	1,284
Holiday, Pasco	1,275

COVID-19: characteristics of 1,270,063 Florida resident cases

Data through Dec 28, 2020 verified as of Dec 29, 2020 at 09:25 AM

Data in this report are provisional and subject to change.

The table below includes the cities and counties of residence for cases in Florida residents based on the patient's ZIP Code. Note that city is not always received as part of the initial notification and may be missing while the case is being investigated.

City and county	Cases
Avon Park, Highlands	1,250
Parrish, Manatee	1,248
Palm City, Martin	1,234
Eustis, Lake	1,220
Mulberry, Polk	1,212
Wauchula, Hardee	1,201
Seffner, Hillsborough	1,177
Mount Dora, Lake	1,165
Odessa, Hillsborough	1,164
Bonifay, Holmes	1,158
Biscayne Park, Dade	1,154
Tavares, Lake	1,143
Riviera Beach, Palm Beach	1,134
Rockledge, Brevard	1,133
Macclenny, Baker	1,081
Lake Butler, Union	1,065
Indiantown, Martin	1,059
Crystal River, Citrus	1,038
Madison, Madison	1,037
Florida City, Dade	1,033
Groveland, Lake	1,028
Graceville, Jackson	1,016
Orange City, Volusia	1,015
Century, Escambia	1,009
Maitland, Orange	991
Summerfield, Marion	985
Yulee, Nassau	975
Pinecrest, Dade	943
Lithia, Hillsborough	941
El Portal, Dade	940
Homosassa, Citrus	938
Lake Placid, Highlands	926
Dania, Broward	923
Ponte Vedra, St. Johns	906
Gibsonton, Hillsborough	903
Dover, Hillsborough	897
Callahan, Nassau	884
Atlantic Beach, Duval	879
Everglades National Park, Dade	876
Hobe Sound, Martin	875
Monticello, Jefferson	875
Jasper, Hamilton	835
Apollo Beach, Hillsborough	830
Sebastian, Indian River	830
Lady Lake, Lake	828
Sanderson, Baker	826
Pace, Santa Rosa	819
Palmetto Bay, Dade	807
Blountstown, Calhoun	805
Sun City Center, Hillsborough	802
Palm Springs, Palm Beach	802
Oldsmar, Pinellas	792
Alachua, Alachua	784
Lecanto, Citrus	772
South Miami, Dade	755
Lantana, Palm Beach	753
North Palm Beach, Palm Beach	752
Havana, Gadsden	740
Dunnellon, Marion	739

COVID-19: characteristics of 1,270,063 Florida resident cases

Data through Dec 28, 2020 verified as of Dec 29, 2020 at 09:25 AM

Data in this report are provisional and subject to change.

The table below includes the cities and counties of residence for cases in Florida residents based on the patient's ZIP Code. Note that city is not always received as part of the initial notification and may be missing while the case is being investigated.

City and county	Cases
Coleman, Sumter	731
Debary, Volusia	731
Edgewater, Volusia	720
Wewahitchka, Gulf	718
Moore Haven, Glades	717
Uleta, Dade	705
Olympia Heights, Dade	704
Trenton, Gilchrist	702
Newberry, Alachua	697
Bellevue, Marion	681
Coral, Dade	678
Wildwood, Sumter	668
Ellenton, Manatee	661
Jensen Beach, Martin	658
Freeport, Walton	651
Satellite Beach, Brevard	644
Beverly Hills, Citrus	641
Lauderhill, Broward	636
Keystone Heights, Clay	633
Fellsmere, Indian River	633
Hilliard, Nassau	633
Fisher Island, Dade	632
Frostproof, Polk	629
Williston, Levy	624
Safety Harbor, Pinellas	619
Chattahoochee, Gadsden	610
Cross City, Dixie	609
Wilton Manors, Broward	599
South Bay, Palm Beach	596
Mary Esther, Okaloosa	594
Nokomis, Sarasota	594
Bristol, Liberty	590
Pahokee, Palm Beach	584
Shalimar, Okaloosa	580
Hernando, Citrus	579
Polk City, Polk	571
Lauderdale Lakes, Broward	571
Key Largo, Monroe	567
Port Saint Joe, Gulf	548
Marco Island, Collier	546
Dunnellon, Citrus	546
Medley, Dade	544
Bushnell, Sumter	535
Crescent City, Putnam	525
Lawtey, Bradford	522
Englewood, Charlotte	519
Glen Saint Mary, Baker	511
Bowling Green, Hardee	507
Fort Meade, Polk	490
Chiefland, Levy	474
Miramar Beach, Walton	465
Indialantic, Brevard	461
Southwest Ranches, Broward	456
Marathon, Monroe	450
Carrabelle, Franklin	449
Englewood, Sarasota	449
Old Town, Dixie	446
Thonotosassa, Hillsborough	445
Neptune Beach, Duval	443

COVID-19: characteristics of 1,270,063 Florida resident cases

Data through Dec 28, 2020 verified as of Dec 29, 2020 at 09:25 AM

Data in this report are provisional and subject to change.

The table below includes the cities and counties of residence for cases in Florida residents based on the patient's ZIP Code. Note that city is not always received as part of the initial notification and may be missing while the case is being investigated.

City and county	Cases
Interlachen, Putnam	439
Sweetwater, Dade	436
Cocoa Beach, Brevard	431
Spring Hill, Pasco	431
High Springs, Alachua	418
Sneads, Jackson	417
Lake Alfred, Polk	415
Sorrento, Lake	409
Minneola, Lake	408
Bronson, Levy	407
Jacksonville, St. Johns	406
Fort Myers Beach, Lee	398
Fort White, Columbia	394
Fruitland Park, Lake	393
Trinity, Pasco	391
Belle Isle, Orange	382
Centerville, Leon	376
Florida State University, Leon	374
Baker, Okaloosa	363
West Melbourne, Brevard	361
Clearwater Beach, Pinellas	354
Cottdale, Jackson	345
Mascotte, Lake	339
Palm Beach, Palm Beach	334
Raiford, Union	332
Oakland, Orange	327
Gulfport, Pinellas	326
Umatilla, Lake	325
Zolfo Springs, Hardee	317
Weeki Wachee, Hernando	311
Rotunda West, Charlotte	310
Bunnell, Flagler	305
Midway, Gadsden	300
Citra, Marion	296
Silver Springs, Marion	296
Malone, Jackson	295
Myakka City, Manatee	287
South Daytona, Volusia	286
Jay, Santa Rosa	284
Branford, Suwannee	281
Hawthorne, Alachua	281
Youngstown, Bay	279
Oxford, Sumter	276
Lehigh, Lee	275
Bell, Gilchrist	270
Haverhill, Palm Beach	268
Tavernier, Monroe	268
Molino, Escambia	266
Surfside, Dade	265
Pierson, Volusia	262
Melbourne Beach, Brevard	259
Altha, Calhoun	256
De Leon Springs, Volusia	256
Ocklawaha, Marion	255
Alva, Lee	249
Flagler Beach, Flagler	247
Celebration, Osceola	246
Winter Park, Seminole	244
Indian Harbour Beach, Brevard	243

COVID-19: characteristics of 1,270,063 Florida resident cases

Data through Dec 28, 2020 verified as of Dec 29, 2020 at 09:25 AM

Data in this report are provisional and subject to change.

The table below includes the cities and counties of residence for cases in Florida residents based on the patient's ZIP Code. Note that city is not always received as part of the initial notification and may be missing while the case is being investigated.

City and county	Cases
Cape Canaveral, Brevard	243
Grand Ridge, Jackson	241
Hastings, St. Johns	235
Jennings, Hamilton	235
Lake Park, Palm Beach	234
Greenville, Madison	232
Osprey, Sarasota	232
East Palatka, Putnam	230
Orlando, Osceola	229
Holly Hill, Volusia	229
Mims, Brevard	226
Ave Maria, Collier	226
Archer, Alachua	225
Apalachicola, Franklin	224
Eagle Lake, Polk	223
Dundee, Polk	221
O Brien, Suwannee	213
Tequesta, Palm Beach	212
Westville, Holmes	210
Floral City, Citrus	206
Chuluota, Seminole	206
Vernon, Washington	205
Greenwood, Jackson	204
Bal Harbour, Dade	201
Melrose, Putnam	200
Webster, Sumter	200
Gotha, Orange	198
Kenneth City, Pinellas	198
Montverde, Lake	197
Missing, Lee	195
Orlando, Seminole	192
Bay Harbor Islands, Dade	190
Missing, Orange	190
West Miami, Dade	189
Edgewood, Orange	189
Satsuma, Putnam	186
San Antonio, Pasco	184
Eastpoint, Franklin	181
Valparaiso, Okaloosa	180
Grand Island, Lake	177
Malabar, Brevard	176
Ponce De Leon, Holmes	176
South Pasadena, Pinellas	176
Missing, Volusia	176
Indian Rocks Beach, Pinellas	174
Elkton, St. Johns	173
Gretna, Gadsden	172
Bryceville, Nassau	169
Eglin Air Force Base, Okaloosa	167
Laurel Hill, Okaloosa	163
Lee, Madison	161
Reddick, Marion	160
Sebastian, Brevard	159
Belleair, Pinellas	157
Orlando, Dade	157
Southport, Bay	152
Missing, Santa Rosa	151
Alafaya, Orange	149
Inlet Beach, Walton	149

COVID-19: characteristics of 1,270,063 Florida resident cases

Data through Dec 28, 2020 verified as of Dec 29, 2020 at 09:25 AM

Data in this report are provisional and subject to change.

The table below includes the cities and counties of residence for cases in Florida residents based on the patient's ZIP Code. Note that city is not always received as part of the initial notification and may be missing while the case is being investigated.

City and county	Cases
Wellborn, Suwannee	148
Fort Mccoy, Marion	147
Lake Panasoffkee, Sumter	147
White Springs, Hamilton	146
Geneva, Seminole	142
Azalea Park, Orange	139
Clair-Mel City, Hillsborough	137
Apopka, Seminole	137
Mcdavid, Escambia	134
Sanibel, Lee	134
Anthony, Marion	133
Hallandale Beach, Broward	133
Alford, Jackson	132
University Of Miami, Dade	132
Orlando, Polk	132
Saint James City, Lee	130
Missing, Marion	129
Lakewood Ranch, Manatee	129
Morrison, Levy	128
Holmes Beach, Manatee	128
Missing, Brevard	127
Kindred, Osceola	126
Mcalpin, Suwannee	126
Hiawassee, Orange	126
Juno Beach, Palm Beach	125
Greenacres, Palm Beach	124
Fountain, Bay	124
Summerland Key, Monroe	123
Weirsdale, Marion	120
Howey-In-The-Hills, Lake	120
Longboat Key, Manatee	119
Zellwood, Orange	118
Hosford, Liberty	116
Orlando, Broward	115
Center Hill, Sumter	115
Micanopy, Alachua	115
Bokeelia, Lee	114
Astatula, Lake	114
Missing, Palm Beach	113
Lockhart, Orange	113
Islamorada, Monroe	111
Matlacha, Lee	110
Caryville, Washington	108
Fern Park, Seminole	108
Bay Lake, Orange	107
Pomona Park, Putnam	107
Poinciana, Polk	107
Lauderdale By The Sea, Broward	105
Babson Park, Polk	105
Madeira Beach, Pinellas	102
Orlando, Volusia	102
Orlando, Hillsborough	101
Viera, Brevard	101
Carrollwood, Hillsborough	97
Missing, St. Johns	97
South Fort Myers, Lee	97
Holt, Okaloosa	96
The Villages, Lake	96
Odessa, Pasco	94

COVID-19: characteristics of 1,270,063 Florida resident cases

Data through Dec 28, 2020 verified as of Dec 29, 2020 at 09:25 AM

Data in this report are provisional and subject to change.

The table below includes the cities and counties of residence for cases in Florida residents based on the patient's ZIP Code. Note that city is not always received as part of the initial notification and may be missing while the case is being investigated.

City and county	Cases
Lake Helen, Volusia	93
Atlantis, Palm Beach	92
Cloud Lake, Palm Beach	91
Mangonia Park, Palm Beach	91
Steinhatchee, Taylor	90
Sopchoppy, Wakulla	90
Altoona, Lake	89
Missing, Duval	88
University Of Fl, Alachua	86
Grant-Valkaria, Brevard	85
Oak Hill, Volusia	84
Big Pine Key, Monroe	82
Hypoluxo, Palm Beach	81
Rocky Point, Hillsborough	81
Temple Terrace, Hillsborough	81
Missing, Pinellas	81
Osteen, Volusia	81
Citrus Springs, Citrus	80
Placida, Charlotte	80
Sumterville, Sumter	79
Lady Lake, Sumter	79
Seville, Volusia	79
Golden Beach, Dade	79
Missing, Broward	79
Missing, Collier	78
Maitland, Seminole	77
Cutler Bay, Dade	77
Hollister, Putnam	76
F M, Lee	76
Buena Ventura Lakes, Osceola	74
Panacea, Wakulla	74
Clarksville, Calhoun	73
Orlando, Palm Beach	72
Waldo, Alachua	72
Avon Park, Polk	71
Orlando, Lake	71
Belleair Beach, Pinellas	70
Lake Hamilton, Polk	70
Baldwin, Duval	70
Kendall, Dade	69
Brooker, Bradford	69
Christmas, Orange	68
Hampton, Bradford	68
Lamont, Jefferson	67
San Mateo, Putnam	67
Callaway, Bay	67
Dinsmore, Duval	66
Lutz, Pasco	65
Ponce Inlet, Volusia	65
Bascom, Jackson	65
Missing, Pasco	65
University Of Central Florida, Orange	64
Inglis, Levy	64
Hurlburt Field, Okaloosa	64
Florahome, Putnam	62
Air Mail Facility, Dade	62
Stock Island, Monroe	61
Paisley, Lake	61
Palma Ceia, Hillsborough	61

COVID-19: characteristics of 1,270,063 Florida resident cases

Data through Dec 28, 2020 verified as of Dec 29, 2020 at 09:25 AM

Data in this report are provisional and subject to change.

The table below includes the cities and counties of residence for cases in Florida residents based on the patient's ZIP Code. Note that city is not always received as part of the initial notification and may be missing while the case is being investigated.

City and county	Cases
University Of South Florida, Hillsborough	60
Ochopee, Collier	60
Lighthouse Point, Broward	60
Tierra Verde, Pinellas	60
Barefoot Bay, Brevard	59
Harmony, Osceola	59
Missing, Escambia	58
The Villages, Marion	58
Bonita Beach, Lee	57
Astor, Lake	57
Crystal Beach, Pinellas	57
Eatonville, Orange	57
Bradenton Beach, Manatee	57
Pinetta, Madison	55
Welaka, Putnam	54
Lorida, Highlands	53
Ocean Ridge, Palm Beach	52
Princeton, Dade	52
Greensboro, Gadsden	51
Patrick Air Force Base, Brevard	50
Canal Point, Palm Beach	49
Fort Denaud, Hendry	49
Fruit Cove, St. Johns	48
Orlando, Brevard	48
Saint Pete Beach, Pinellas	47
Sunny Isles Beach, Dade	46
Missing, Citrus	45
Campbellton, Jackson	45
Georgetown, Putnam	45
Tyndall Air Force Base, Bay	45
Kathleen, Polk	45
Boca Grande, Lee	45
West Park, Broward	44
Barry University, Dade	43
Florida Gulf Coast Univ, Lee	43
North Venice, Sarasota	43
Felda, Hendry	43
Orlando, Pinellas	41
Missing, Lake	41
Yalaha, Lake	41
Destin, Walton	40
Cinco Bayou, Okaloosa	40
Sewalls Point, Martin	40
North Redington Beach, Pinellas	40
Palm Beach Shores, Palm Beach	39
Missing, Hernando	39
Missing, Hillsborough	39
University Of Tampa, Hillsborough	39
Walnut Hill, Escambia	39
Cedar Key, Levy	38
Manalapan, Palm Beach	38
Anna Maria, Manatee	37
Missing, Clay	36
Orlando, Leon	35
Treasure Island, Pinellas	35
Ona, Hardee	34
Dania Beach, Broward	34
Heathrow, Seminole	34
Village Of Wellington, Palm Beach	34

COVID-19: characteristics of 1,270,063 Florida resident cases

Data through Dec 28, 2020 verified as of Dec 29, 2020 at 09:25 AM

Data in this report are provisional and subject to change.

The table below includes the cities and counties of residence for cases in Florida residents based on the patient's ZIP Code. Note that city is not always received as part of the initial notification and may be missing while the case is being investigated.

City and county	Cases
Reunion, Osceola	34
Flemington, Marion	34
Micco, Brevard	34
Ebro, Washington	33
Northdale, Hillsborough	33
Saint Leo, Pasco	32
Eaton Park, Polk	32
Missing, Seminole	32
Lake Suzy, Desoto	32
Aloma, Orange	32
Singer Island, Palm Beach	32
Cudjoe Key, Monroe	32
Bellview, Escambia	31
Terra Ceia, Manatee	31
Naranja, Dade	30
Miami Springs, Dade	30
Intercession City, Osceola	30
Highland Beach, Palm Beach	30
Miami, Unknown	29
Town N Country, Hillsborough	29
Highland City, Polk	29
Salt Springs, Marion	29
Okahumpka, Lake	28
Palm Shores, Brevard	28
Bonita Springs, Collier	27
Gulf Breeze, Escambia	27
Kenansville, Osceola	27
Miromar Lakes, Lee	27
Enterprise, Volusia	26
Missing, Nassau	26
Bay Pines, Pinellas	26
Hialeah Gardens, Dade	26
Florida State, Leon	26
Waverly, Polk	26
Jupiter, Martin	26
Kinard, Calhoun	25
Bagdad, Santa Rosa	25
South Miami Heights, Dade	25
Winter Garden, Lake	25
Missing, Sumter	25
Missing, Manatee	25
Univ Of FI Student Dorms, Alachua	25
South Palm Beach, Palm Beach	24
Orlando, Pasco	24
Nocatee, Desoto	24
Labelle, Glades	24
Pensacola Beach, Santa Rosa	24
Missing, Okaloosa	24
Missing, Indian River	24
Mexico Beach, Bay	23
Missing, Martin	23
Orlando, Duval	23
Tioga, Alachua	22
Santa Fe, Alachua	22
Lulu, Columbia	22
Key Colony Beach, Monroe	22
Miami Shores, Dade	22
University Of Central FI, Orange	22
Penney Farms, Clay	22

COVID-19: characteristics of 1,270,063 Florida resident cases

Data through Dec 28, 2020 verified as of Dec 29, 2020 at 09:25 AM

Data in this report are provisional and subject to change.

The table below includes the cities and counties of residence for cases in Florida residents based on the patient's ZIP Code. Note that city is not always received as part of the initial notification and may be missing while the case is being investigated.

City and county	Cases
Florida Dept Of Corrections, Union	22
North Bay Village, Dade	22
Florida A And M University, Leon	21
Chokoloskee, Collier	21
Bayonet Point, Pasco	21
City Of Sunrise, Broward	21
Pasadena, Pinellas	21
Fort Lauderdale, Dade	20
La Crosse, Alachua	20
Orlando, Marion	20
Tangerine, Orange	19
Missing, Polk	19
Hawthorne, Putnam	19
Ponte Vedra, Duval	19
Tice, Lee	19
Duette, Manatee	19
Sun City, Hillsborough	19
Balm, Hillsborough	19
Babcock Ranch, Lee	18
Village Wellington, Palm Beach	18
Homosassa Springs, Citrus	18
Stetson University, Volusia	18
Horseshoe Beach, Dixie	18
University Of Central Florida, Broward	18
Green Acres, Palm Beach	18
Palmdale, Glades	18
Florida International Univ, Dade	18
Florence Villa, Polk	17
Hallandle Beach, Broward	17
Orlando, Alachua	17
Bonifay, Washington	17
Sparr, Marion	17
Sydney, Hillsborough	17
Indian Lake Estates, Polk	17
Lacoochee, Pasco	17
Perdido Key, Escambia	17
Apopka, Lake	17
Dowling Park, Suwannee	17
Goulds, Dade	17
New Smyrna, Volusia	16
Poinciana, Osceola	16
Branford, Lafayette	16
City Of Westlake, Palm Beach	16
Siesta Key, Sarasota	16
Little Torch Key, Monroe	16
Cortez, Manatee	16
West Panama City Beach, Bay	16
Bradley, Polk	15
Graceville, Holmes	15
Maitland, Volusia	15
Caryville, Holmes	15
Missing, St. Lucie	15
Sugarloaf Key, Monroe	15
Venus, Highlands	15
Mcintosh, Marion	15
Goodland, Collier	14
Village Of Palmetto Bay, Dade	14
Ocoee, Lake	14
Orlando, Manatee	14

COVID-19: characteristics of 1,270,063 Florida resident cases

Data through Dec 28, 2020 verified as of Dec 29, 2020 at 09:25 AM

Data in this report are provisional and subject to change.

The table below includes the cities and counties of residence for cases in Florida residents based on the patient's ZIP Code. Note that city is not always received as part of the initial notification and may be missing while the case is being investigated.

City and county	Cases
Orange Lake, Marion	14
University Of Central Fl, Hillsborough	14
Saint Marks, Wakulla	14
Crystal Springs, Pasco	14
Winter Park, Polk	14
Champions Gate, Polk	14
Paxton, Walton	14
Loughman, Polk	14
Yankeetown, Levy	14
Mango, Hillsborough	14
Candler, Marion	14
Ridge Manor, Pasco	14
Orlando, Flagler	13
Maitland, Polk	13
Bostwick, Putnam	13
Bayshore Gardens, Manatee	13
Long Key, Monroe	13
Homeland, Polk	13
Orlando, Lee	13
Missing, Osceola	12
Earleton, Alachua	12
Tallevast, Manatee	12
White Springs, Columbia	12
Wabasso, Indian River	12
Eloise, Polk	12
Westchase, Hillsborough	12
Maitland, Osceola	12
Miami, Broward	12
Gulf Stream, Palm Beach	12
Lealman, Pinellas	12
Everglades City, Collier	12
Wewahitchka, Calhoun	12
Alturas, Polk	12
Parker, Bay	12
Pembroke Park, Broward	12
Zellwood, Lake	12
Jensen Beach, St. Lucie	11
Archer, Levy	11
Buckingham, Lee	11
Golden Oak, Orange	11
Hollywood, Dade	11
Fort Ogden, Desoto	11
Unknown, Dade	11
Wausau, Washington	11
Plymouth, Orange	11
Greenville, Taylor	11
Mexico Beach, Gulf	11
Florida International University, Dade	11
Mount Dora, Orange	11
Hernando Beach, Hernando	11
Bonaventure, Broward	11
Saint Johns, Duval	11
Rosemary Beach, Walton	10
Gulf Hammock, Levy	10
Wahneta, Polk	10
Holder, Citrus	10
Apopka, Volusia	10
Union Park, Orange	10
Passport, Unknown	10

COVID-19: characteristics of 1,270,063 Florida resident cases

Data through Dec 28, 2020 verified as of Dec 29, 2020 at 09:25 AM

Data in this report are provisional and subject to change.

The table below includes the cities and counties of residence for cases in Florida residents based on the patient's ZIP Code. Note that city is not always received as part of the initial notification and may be missing while the case is being investigated.

City and county	Cases
Saint George Island, Franklin	10
Telogia, Liberty	10
Woodville, Leon	10
Lake City, Suwannee	10
Murdock, Charlotte	10
Jacksonville, Unknown	10
Pine Hills, Orange	10
Laud-By-The-Sea, Broward	10
Lowell, Marion	9
University Park, Manatee	9
Palma Sola, Manatee	9
Long Boat Key, Manatee	9
Trilby, Pasco	9
Orlando, Okaloosa	9
Fort Charlotte, Charlotte	9
Cottondale, Washington	9
Graham, Bradford	9
Indian River Shores, Indian River	9
Perrine, Dade	9
Orlando, Escambia	9
Leisure City, Dade	9
Laurel Hill, Walton	9
Durant, Hillsborough	9
Lamont, Madison	9
Pensacola Beach, Escambia	9
Pine Castle, Orange	9
Steinhatchee, Dixie	9
Shady Hills, Pasco	9
Gonzalez, Escambia	9
Lakeshore, Polk	8
Rubonia, Manatee	8
Maxville, Duval	8
Florida State Univ Admin, Leon	8
Forest City, Seminole	8
Webster, Hernando	8
Nichols, Polk	8
Fanning Springs, Gilchrist	8
Orlando, St. Lucie	8
Maitland, Hillsborough	8
Hialeah, Unknown	8
Jerome, Collier	8
Winderemere, Orange	8
Missing, Walton	8
Westlake, Palm Beach	8
Trenton, Levy	8
Ramrod Key, Monroe	8
Lake Como, Putnam	8
Ferndale, Lake	8
Watersound, Walton	8
Choctaw Beach, Okaloosa	7
Belleair Bluffs, Pinellas	7
Brooksville, Pasco	7
Lake Monroe, Seminole	7
Orlando, Sarasota	7
Saint Lucie West, St. Lucie	7
Missing, Columbia	7
Maitland, Lake	7
Otter Creek, Levy	7
Suwannee, Dixie	7

COVID-19: characteristics of 1,270,063 Florida resident cases

Data through Dec 28, 2020 verified as of Dec 29, 2020 at 09:25 AM

Data in this report are provisional and subject to change.

The table below includes the cities and counties of residence for cases in Florida residents based on the patient's ZIP Code. Note that city is not always received as part of the initial notification and may be missing while the case is being investigated.

City and county	Cases
Evinston, Alachua	7
Missing, Unknown	7
Mount Plymouth, Lake	7
Missing, Putnam	7
Hillsboro Beach, Broward	7
West Delray Beach, Palm Beach	7
University Of Central FI, Martin	7
Dade City, Hernando	7
Missing, Bay	7
Nalcrest, Polk	7
Ozona, Pinellas	7
Orchid, Indian River	6
Hutchinson Island, St. Lucie	6
Indian Creek Village, Dade	6
Morriston, Marion	6
Missing, Holmes	6
Mayport Naval Station, Duval	6
Lake Butler, Bradford	6
Roseland, Indian River	6
Port Saint John, Brevard	6
N/A, Unknown	6
Orlando, St. Johns	6
Orlando, Hernando	6
Virginia Gardens, Dade	6
Forest City, Orange	6
Sea Ranch Lakes, Broward	6
Redington Beach, Pinellas	6
Redington Shores, Pinellas	6
Ponce De Leon, Walton	6
Innovation, Pasco	6
Palm City, St. Lucie	6
Ocoee, Osceola	6
Switzerland, St. Johns	6
Pine Ridge, Citrus	6
Johns Pass Village, Pinellas	6
Kissimmee, Orange	5
Beverly Beach, Flagler	5
Aripeka, Pasco	5
Orlando, Charlotte	5
Winter Garden, Seminole	5
White City, Gulf	5
Niceville, Walton	5
River Ranch, Polk	5
Putnam Hall, Putnam	5
Quail Heights, Dade	5
Pass, Unknown	5
Stuart, St. Lucie	5
Winter Park, Broward	5
Daytona Beach Shores, Volusia	5
Deer Island, Lake	5
East Lake, Marion	5
Ebro, Bay	5
Westchester, Dade	5
Apopka, Broward	5
Missing, Sarasota	5
Windermere, Alachua	5
Orlando, Collier	5
Orange Springs, Marion	5
Salem, Taylor	5

COVID-19: characteristics of 1,270,063 Florida resident cases

Data through Dec 28, 2020 verified as of Dec 29, 2020 at 09:25 AM

Data in this report are provisional and subject to change.

The table below includes the cities and counties of residence for cases in Florida residents based on the patient's ZIP Code. Note that city is not always received as part of the initial notification and may be missing while the case is being investigated.

City and county	Cases
Braden River, Manatee	5
Winter Garden, Osceola	5
Eatonville, Polk	5
Basinger, Okeechobee	5
Citrus Hills, Citrus	5
Lakewood Ranch, Sarasota	5
Kingsley Lake, Bradford	5
Longboat Key, Sarasota	5
Duck Key, Monroe	5
Psl, Unknown	5
High Springs, Gilchrist	5
Los Angeles, Dade	5
Cypress, Jackson	5
Ybor City, Hillsborough	5
Pensacola, Unknown	4
Copeland, Collier	4
Lloyd, Jefferson	4
Miccosukee, Leon	4
Keystone Heights, Bradford	4
Clewiston, Palm Beach	4
Fort Lauderdale, Palm Beach	4
Kissimmee, Unknown	4
Missing, Calhoun	4
Miami Gardens, Unknown	4
Naples, Lee	4
Newberry, Gilchrist	4
Okeechobee, Osceola	4
Briny Breezes, Palm Beach	4
Grant Valkaria, Brevard	4
Missing, Alachua	4
Missing, Monroe	4
Saint Augustine, Duval	4
Williston, Marion	4
Alafaya, Broward	4
Elfers, Pasco	4
Fernandina, Nassau	4
International Service Center, Dade	4
Seacrest, Walton	4
Orlando, Citrus	4
Oneco, Manatee	4
Wakulla Springs, Wakulla	4
Missing, Taylor	4
Missing, Hendry	4
Missing, Highlands	4
Orlando, Highlands	4
Davenport, Osceola	4
Glen Ridge, Palm Beach	4
Goldenrod, Seminole	4
Orlando, Bay	4
Barberville, Volusia	4
Citrus Ridge, Indian River	4
Grove City, Charlotte	4
Windermere, Leon	4
West Bradenton, Manatee	4
Valkaria, Brevard	4
University Of Central Florida, Brevard	4
Orlando, Columbia	4
Loxahatchee Groves, Palm Beach	4
Indian Shores, Pinellas	4

COVID-19: characteristics of 1,270,063 Florida resident cases

Data through Dec 28, 2020 verified as of Dec 29, 2020 at 09:25 AM

Data in this report are provisional and subject to change.

The table below includes the cities and counties of residence for cases in Florida residents based on the patient's ZIP Code. Note that city is not always received as part of the initial notification and may be missing while the case is being investigated.

City and county	Cases
Live Oak, Madison	4
Cross Creek, Alachua	4
Fairfield, Marion	4
Eau Gallie, Brevard	4
Worthington Springs, Union	4
Orlando, Santa Rosa	4
Shady Grove, Taylor	4
Lake Buena Vista, Orange	4
Holt, Santa Rosa	4
Inlet Beach, Bay	4
Grandin, Putnam	4
Mayport, Duval	4
Maitland, Leon	4
Milton, Escambia	4
Missing, Leon	4
Jacksonville, Clay	3
Apopka, Dade	3
Bonifay, Jackson	3
Orlando, Union	3
Winter Park, Alachua	3
Winter Park, Leon	3
Winter Park, Osceola	3
Tampa, Pinellas	3
Sunny Hills, Washington	3
Hallandale Beach, Unknown	3
Deerfield Beach, Palm Beach	3
Captiva, Lee	3
Blountstown, Liberty	3
Lake Geneva, Clay	3
Lynbrook, Broward	3
Miami Gardens, Broward	3
Orlando, Indian River	3
Orlando, Martin	3
Upper Key Largo, Monroe	3
Village Of Golf, Palm Beach	3
Saint Augusaintine Beach, St. Johns	3
Saint Augustine Beach, St. Johns	3
Windermere, Seminole	3
Margate, Unknown	3
Melrose, Bradford	3
Maitland, Pasco	3
Alys Beach, Bay	3
Eglin, Okaloosa	3
Port Salerno, Martin	3
Winter Garden, Polk	3
Labelle, Lee	3
Apopka, Osceola	3
Brewton, Escambia	3
Ocoee, Broward	3
Pp, Unknown	3
Wildlight, Nassau	3
University Of Central Florida, Palm Beach	3
University Of Central Florida, Pinellas	3
Winter Park, Lake	3
Vernon, Bay	3
Windermere, Palm Beach	3
Winter Park, Brevard	3
Pompano Beach, Palm Beach	3
Samoset, Manatee	3

COVID-19: characteristics of 1,270,063 Florida resident cases

Data through Dec 28, 2020 verified as of Dec 29, 2020 at 09:25 AM

Data in this report are provisional and subject to change.

The table below includes the cities and counties of residence for cases in Florida residents based on the patient's ZIP Code. Note that city is not always received as part of the initial notification and may be missing while the case is being investigated.

City and county	Cases
San Fernando, Unknown	3
Indian Rock Beach, Pinellas	3
Inglis, Citrus	3
Hollywood, Unknown	3
Monticello, Madison	3
Mayport Naval Housing, Duval	3
Fernandina Beach, Duval	3
Fpo, Duval	3
Cypress Gardens, Polk	3
Day, Lafayette	3
Bowling Green, Polk	3
Orange Park, Duval	3
Seacrest, Bay	3
Point Washington, Walton	3
University Of Central Fl, Seminole	3
Vero Beach, St. Lucie	3
Missing, Washington	3
Mims, Volusia	3
Missing, Flagler	3
Nobleton, Hernando	3
Ocean Reef Club, Monroe	3
Jonesville, Alachua	3
Julington Creek, St. Johns	3
El Jobean, Charlotte	3
Bella Collina, Lake	3
Apopka, Hillsborough	3
Orlando, Jackson	3
North Fort Myers, Charlotte	3
Jacksonville Naval Air Station, Duval	3
Conch Key, Monroe	3
Chicago, Lee	3
Bristol, Calhoun	3
Branford, Gilchrist	3
Bayou George, Bay	3
Babcock Ranch, Charlotte	3
San Carlos Park, Lee	3
Umatilla, Marion	3
Lamont, Taylor	3
Clarcona, Orange	3
Glenwood, Volusia	3
Ft Pierce, St. Lucie	3
Orlando, Nassau	3
Sugarloaf, Monroe	3
Winter Garden, Leon	3
Westville, Walton	3
Winter Park, Highlands	2
Wacissa, Jefferson	2
Windermere, Lake	2
Saint Marys, Nassau	2
Haines Creek, Lake	2
Fort Lauderdale, Alachua	2
Cross City, Taylor	2
Carl Fisher, Dade	2
Land O Lakes, Hillsborough	2
Lakeland, Unknown	2
Milligan, Okaloosa	2
Ocoee, Leon	2
University Of Central Florida, Lee	2
Vero Beach, Unknown	2

COVID-19: characteristics of 1,270,063 Florida resident cases

Data through Dec 28, 2020 verified as of Dec 29, 2020 at 09:25 AM

Data in this report are provisional and subject to change.

The table below includes the cities and counties of residence for cases in Florida residents based on the patient's ZIP Code. Note that city is not always received as part of the initial notification and may be missing while the case is being investigated.

City and county	Cases
Yeehaw, Okeechobee	2
Winter Park, Dade	2
Wauchula, Desoto	2
Sebring, Desoto	2
Tampa, Hernando	2
Pompano Beach, Unknown	2
000000, Unknown	2
Boynton Beach, Broward	2
Cape Haze, Charlotte	2
Jacksonville Naval Hospital, Duval	2
Jacksonville, Alachua	2
Jacksonville, Nassau	2
Longview, Dade	2
Melrose, Clay	2
Mesa, Unknown	2
Miramar, Dade	2
Okeechobee, Lake	2
Ormond Beach, Flagler	2
Panama City, Unknown	2
Alford, Washington	2
Apopka, Duval	2
East Rockland Key, Monroe	2
Jupiter Island, Martin	2
Labelle, Collier	2
Lauderhill, Unknown	2
Longwood, Unknown	2
Long Beach, Orange	2
Maitland, Palm Beach	2
North Port, Charlotte	2
Miramar, Unknown	2
Miami, Martin	2
New Port Richey, Hillsborough	2
Venice, Dade	2
University Of Central Fl, Broward	2
Winter Park, Collier	2
Winter Park, Duval	2
Winter Park, Hillsborough	2
Winter Park, Volusia	2
Sand Lake, Orange	2
Windermere, Hillsborough	2
Cape San Blas, Gulf	2
Claysville, Hernando	2
Dade City, Unknown	2
Crescent Beach, Sarasota	2
Crestview, Walton	2
Cross Key, Monroe	2
Green Cove Springs, Duval	2
Marysville, Dade	2
Port Canaveral, Brevard	2
Seguin, Unknown	2
Tampa, Broward	2
Sunrise, Unknown	2
Oakland Park, Unknown	2
Woodside, Broward	2
Windermere, Polk	2
Winter Garden, Brevard	2
Provo, Broward	2
Scottsmoor, Brevard	2
Portland, Unknown	2

COVID-19: characteristics of 1,270,063 Florida resident cases

Data through Dec 28, 2020 verified as of Dec 29, 2020 at 09:25 AM

Data in this report are provisional and subject to change.

The table below includes the cities and counties of residence for cases in Florida residents based on the patient's ZIP Code. Note that city is not always received as part of the initial notification and may be missing while the case is being investigated.

City and county	Cases
Pp, Dade	2
University Of Central Fl, Dade	2
University Of Central Fl, Osceola	2
Orlando, Sumter	2
Orlando, Holmes	2
Naples, Broward	2
Moore Haven, Hendry	2
Lanark Village, Franklin	2
Lake Harbor, Palm Beach	2
Cassadaga, Volusia	2
Fort Walton Beach, Walton	2
Dunnellon, Levy	2
Winter Garden, Hillsborough	2
Pass, Dade	2
Tangerine, Lake	2
Florida Power & Light Co, Dade	2
Gibsonia, Polk	2
Amelia City, Nassau	2
Alligator Point, Wakulla	2
Madison, Unknown	2
Los Angeles, Broward	2
Lockhart, Seminole	2
Ocean Breeze, Martin	2
Hialeah, Broward	2
Highland Park, Polk	2
Jacksonville, Dade	2
Winter Garden, Broward	2
Winter Garden, Dade	2
Windermere, Osceola	2
Winter Park, St. Johns	2
Saint Petersburg, Hillsborough	2
Seven Springs, Pasco	2
Orlando, Unknown	2
Port Saint Lucie, Martin	2
Port Charlotte, Unknown	2
Punta Gorda, Lee	2
Miami, Palm Beach	2
None, Dade	2
Lawtey, Union	2
Lakeland, Hillsborough	2
Los Angeles, Okaloosa	2
Lutz, Pinellas	2
Alligator Point, Franklin	2
Coconut Creek, Unknown	2
Crawfordville, Leon	2
Immokalee, Lee	2
Eatonville, Lake	2
Fort Lauderdale, Unknown	2
Tarpon Springs, Pasco	2
West Palm Beach, Dade	2
Oklawaha, Marion	2
Olustee, Baker	2
Boca Raton, Unknown	2
Apopka, Flagler	2
Apopka, Marion	2
Apopka, Sarasota	2
Clermont, Polk	2
Greenville, Jefferson	2
Fort Pierce, Martin	2

COVID-19: characteristics of 1,270,063 Florida resident cases

Data through Dec 28, 2020 verified as of Dec 29, 2020 at 09:25 AM

Data in this report are provisional and subject to change.

The table below includes the cities and counties of residence for cases in Florida residents based on the patient's ZIP Code. Note that city is not always received as part of the initial notification and may be missing while the case is being investigated.

City and county	Cases
Laurel, Sarasota	2
Ocoee, Duval	2
Lecanto, Marion	2
Ludlam, Dade	2
Magnolia Square, Osceola	1
Maitland, Alachua	1
Lemoyne, Manatee	1
Melrose, Alachua	1
Miamf, Dade	1
Miami G, Dade	1
Miami, Collier	1
Marianna, Calhoun	1
Ocoee, Lee	1
Ocoee, Volusia	1
Okeechobee, St. Lucie	1
Oakland, Lake	1
Oakland, Leon	1
Lawrence Township, Palm Beach	1
Las Vegas, Orange	1
Lake Placid, Alachua	1
Lake Forest, Lee	1
Kingsland, Duval	1
Kissimmee, Brevard	1
Gilmer, Dade	1
Gotha, Leon	1
Haverford, Hillsborough	1
Columbus, Brevard	1
Cookeville, Seminole	1
Crestview, Holmes	1
Cumberland, Palm Beach	1
Dade City, Hillsborough	1
Charlotte, Pasco	1
Clear Brook, Lee	1
Clermont, Orange	1
Fanning Springs, Levy	1
Estero, Collier	1
Dallas, Lee	1
De Leon Springs, Putnam	1
Deland, Lake	1
Deland, Polk	1
Doctors Inlet, Clay	1
Apopka, St. Lucie	1
Belle Isle, Polk	1
Apopka, Manatee	1
99, Unknown	1
Alanson, Bay	1
Aollywoss, Dade	1
Bohealia, Lee	1
Blowing Rock, Polk	1
Carol Stream, Orange	1
Bryant, Alachua	1
Opalocka, Dade	1
New Richmond, Volusia	1
Orlando, Hendry	1
Orlando, Levy	1
Palm Springs North, Dade	1
Palm Coast, Duval	1
Soldotna, Broward	1
Saint Cloud, Lee	1

COVID-19: characteristics of 1,270,063 Florida resident cases

Data through Dec 28, 2020 verified as of Dec 29, 2020 at 09:25 AM

Data in this report are provisional and subject to change.

The table below includes the cities and counties of residence for cases in Florida residents based on the patient's ZIP Code. Note that city is not always received as part of the initial notification and may be missing while the case is being investigated.

City and county	Cases
Saint Johns, Orange	1
San Antonio, Sarasota	1
San Antonio, Unknown	1
Sanford, Volusia	1
Pineland, Lee	1
Perry, Leon	1
Provincetown, Collier	1
Weston, Dade	1
Wheaton, Lee	1
Wood River, Polk	1
Wesley Chapel, Alachua	1
University Of Central Florida, Monroe	1
Toms River, Dade	1
Tewksbury, Orange	1
Tangerine, Seminole	1
Tampa Palms, Hillsborough	1
Steinhatchee, Madison	1
South Burlington, Orange	1
Gotha, Palm Beach	1
Fort Myers, Unknown	1
Fort Pierce, Unknown	1
Eatonville, Osceola	1
Edgewood, Osceola	1
Homeless, Polk	1
Homosassa, Hernando	1
Harrison, Pinellas	1
Granada Hills, Broward	1
Hailandale, Unknown	1
Hialeah, Bay	1
Cypress, Leon	1
Deland, St. Lucie	1
Deltona, Orange	1
Clermont, Osceola	1
Clewiston, Glades	1
Cartersville, Unknown	1
Anaheim, Unknown	1
Alafaya, Palm Beach	1
Athens, Duval	1
Bogota, Orange	1
Bronx, Palm Beach	1
Blountstown, Jackson	1
Belle Isle, Dade	1
Maitland, Dade	1
Marshall, Dade	1
Louisville, Manatee	1
Los Angeles Ca, Unknown	1
Littleton, Dade	1
Lewisburg, Pasco	1
Jerusalem, St. Johns	1
La Grange, Dade	1
Lake City, Hamilton	1
Okeechobee, Glades	1
Oooooo, Unknown	1
Mount Pleasant, Gadsden	1
Navarre, Okaloosa	1
New Orleans, Palm Beach	1
Newark, Broward	1
Newburgh, Bay	1
Middlesburg, Duval	1

COVID-19: characteristics of 1,270,063 Florida resident cases

Data through Dec 28, 2020 verified as of Dec 29, 2020 at 09:25 AM

Data in this report are provisional and subject to change.

The table below includes the cities and counties of residence for cases in Florida residents based on the patient's ZIP Code. Note that city is not always received as part of the initial notification and may be missing while the case is being investigated.

City and county	Cases
Miami, Hillsborough	1
Miami, Orange	1
Missing, Hardee	1
Missing, Jackson	1
Rye, Duval	1
Rex, Duval	1
Port Everglades, Broward	1
Peoria, Unknown	1
Orlando, Washington	1
Pacifica, Dade	1
Palm Coast, Polk	1
Palm Coast, Volusia	1
Parker, Dade	1
North Pole, Seminole	1
North Port, Lee	1
Saxis, Lee	1
Sebring, Lee	1
Saint Petersburg, St. Lucie	1
Saint Johns, Unknown	1
Seybold, Dade	1
Spring Hill , Hernando	1
Starke, Clay	1
Stone Mountain, Palm Beach	1
Washington, Unknown	1
Wekiva Springs, Seminole	1
Sun City Center, Hardee	1
Tallahassee, Duval	1
Tampa, Palm Beach	1
Tulsa, Orange	1
University Of Central Fl, Clay	1
Zolfo Springs, Polk	1
Windermere, Pasco	1
Vernon, Unknown	1
West Villages, Sarasota	1
Wichita, Volusia	1
Winder Garden, Orange	1
Windermere, Broward	1
Winter Garden, Pinellas	1
Winter Park, Calhoun	1
Winter Park, Indian River	1
Winter Park, Lee	1
Jeffersonville, Broward	1
Knoxville, Escambia	1
Lake Mary, Lake	1
Lauderdale Hill, Unknown	1
Lake Worth, Broward	1
Homeless, Dade	1
Hickory, Lee	1
Hallandate Ben, Unknown	1
Ocala, Unknown	1
N/A, Duval	1
Naples, Alachua	1
Miamii, Dade	1
Miamt, Dade	1
Mid Florida, Seminole	1
Middleburg, Duval	1
Loganville, Orange	1
Live Oak, Columbia	1
Longwood, Orange	1

COVID-19: characteristics of 1,270,063 Florida resident cases

Data through Dec 28, 2020 verified as of Dec 29, 2020 at 09:25 AM

Data in this report are provisional and subject to change.

The table below includes the cities and counties of residence for cases in Florida residents based on the patient's ZIP Code. Note that city is not always received as part of the initial notification and may be missing while the case is being investigated.

City and county	Cases
Alva, Collier	1
333, Unknown	1
Alafaya, Volusia	1
Allentown, Putnam	1
Amelia Village, Nassau	1
Apple Creek, Citrus	1
Bear Grass, Palm Beach	1
Azalea Park, Osceola	1
Chipley, Holmes	1
Chipley, Jackson	1
Colorado Springs, Unknown	1
Conifer, Lee	1
Coco River, Collier	1
Bryn Mawr, Palm Beach	1
Camden Wyoming, Duval	1
Chattanooga, Dade	1
Fortlauderdale, Unknown	1
Ft Pierce, Unknown	1
Garland, Orange	1
Fort Denaud, Glades	1
Everett, Dade	1
Fl State Lot, Leon	1
El Paso, Unknown	1
Eatonville, Seminole	1
Destin, Unknown	1
Union City, Bradford	1
Tampa, Manatee	1
Steinhatchee, Alachua	1
Westerville, Hillsborough	1
Wellington, Unknown	1
Wilbur By The Sea, Volusia	1
Willowbrook, Lee	1
University Of Central Florida, Hillsborough	1
University Of Central Fl, Pasco	1
Vero Beach, Brevard	1
Village Of Palm Springs, Palm Beach	1
Webster, Pasco	1
Pine Hills, Broward	1
Palm City, Unknown	1
Oviedo, Leon	1
Opa Locka, Polk	1
Orem, Sarasota	1
Old Town, Gilchrist	1
Ocoee, Hillsborough	1
Porter Ranch, Dade	1
Raiford, Bradford	1
Port Saint Lucie, Indian River	1
Pompano Beach, Alachua	1
Republic, Monroe	1
Riverview, Manatee	1
Saint Teresa, Wakulla	1
San Diego, Unknown	1
Russellville, Hillsborough	1
Saint Augustine, Okaloosa	1
Woodland Hills, Brevard	1
Windermere, Dade	1
Winston Salem, Unknown	1
Fdsf, Unknown	1
Flora, Lee	1

COVID-19: characteristics of 1,270,063 Florida resident cases

Data through Dec 28, 2020 verified as of Dec 29, 2020 at 09:25 AM

Data in this report are provisional and subject to change.

The table below includes the cities and counties of residence for cases in Florida residents based on the patient's ZIP Code. Note that city is not always received as part of the initial notification and may be missing while the case is being investigated.

City and county	Cases
Fruitland Park, Sumter	1
Fwb, Unknown	1
Gastonia, Polk	1
Knoxville, Duval	1
Green, Clay	1
Greensburg, Orange	1
Gulf Shores, Escambia	1
Havanna, Gadsden	1
Hialeah Lakes, Dade	1
Hilliard, Dade	1
Hollywood, Leon	1
Holt, Unknown	1
Humble, Broward	1
Bryn Mawr, Collier	1
Apopka, Palm Beach	1
Aspen, Palm Beach	1
Atlanta, Broward	1
Azalea Park, Sarasota	1
Bartow, Unknown	1
Boca Rotan, Unknown	1
Clermont, Unknown	1
Duke Field Air Force Station, Okaloosa	1
Deltona , Volusia	1
Columbia, Orange	1
Coral Springs, Unknown	1
Cornelius, Leon	1
Crestview, Dade	1
Dade City, Polk	1
Dania, Unknown	1
Darien, Pasco	1
Los Angeles, Polk	1
Lakewood, Unknown	1
Maitland, Unknown	1
Middleburg, Unknown	1
Minneapolis, Broward	1
Missing, Charlotte	1
Melbourne, Orange	1
Miami Beach, Palm Beach	1
Miami Granders, Dade	1
Naugatuck, Lee	1
Myakka, Duval	1
New Vernon, Sarasota	1
New York, Broward	1
Opa Locka, Unknown	1
Oakland, Broward	1
Oakland, Manatee	1
Ocoee, Polk	1
Pensacola, Santa Rosa	1
Ponce, Orange	1
Plant City, Pinellas	1
Plantation, Unknown	1
University Of Central Fl, St. Johns	1
University Of Central Florida, Dade	1
Telluride, Lee	1
South Otselic, Dade	1
Sumatra, Liberty	1
Springhill, Unknown	1
Port Charlotte Fl, Unknown	1
Richmond Heights, Dade	1

COVID-19: characteristics of 1,270,063 Florida resident cases

Data through Dec 28, 2020 verified as of Dec 29, 2020 at 09:25 AM

Data in this report are provisional and subject to change.

The table below includes the cities and counties of residence for cases in Florida residents based on the patient's ZIP Code. Note that city is not always received as part of the initial notification and may be missing while the case is being investigated.

City and county	Cases
Rochester, Lee	1
Rosemary Beach, Bay	1
Saint Petersburg, Dade	1
San Juan, Osceola	1
San Pedro Sula, Dade	1
Winter Garden, Sumter	1
Wayne, Dade	1
West Simsbury, Collier	1
Wimauma, Manatee	1
Windermere, Lee	1
Tinley Park, Lee	1
Ocala, Duval	1
Orem, Dade	1
Ocoee, Manatee	1
Okeechobi, Unknown	1
Orlando, Clay	1
Orlando, Gadsden	1
Pooler, Broward	1
Plantation Key, Monroe	1
Plantation, Leon	1
Port St. Lucie, Unknown	1
Putnam, Putnam	1
Orlando, Walton	1
Oviedo, Lake	1
Pensacola, Dade	1
Panomo City, Bay	1
Surprise, Unknown	1
St Cloud, Orange	1
Syracuse, Unknown	1
Twentynine Palms, Broward	1
University Of Central Florida, Duval	1
Unknown, Manatee	1
Venezuela, Unknown	1
Sarasota, Unknown	1
Saint Petersburg, Bay	1
Ridgewood, Lee	1
Roseville, Broward	1
San Marcos, Unknown	1
Whippany, Volusia	1
Xifamk, Dade	1
Winfield, Hillsborough	1
Winter Garden, Lee	1
Winter Garden, Unknown	1
Winter Park, Bay	1
Vernon, Walton	1
Weirsdale, Lake	1
Macclenny, Dixie	1
Madison, Jefferson	1
Land O Lakes, Unknown	1
Landolakes, Unknown	1
Lawton, Okaloosa	1
Lima, Volusia	1
Irmo, Unknown	1
Island Grove, Alachua	1
Jacksonville, Baker	1
Key West, Palm Beach	1
Kilgore, Dade	1
Jupiter Inlet, Palm Beach	1
Jzx, Unknown	1

COVID-19: characteristics of 1,270,063 Florida resident cases

Data through Dec 28, 2020 verified as of Dec 29, 2020 at 09:25 AM

Data in this report are provisional and subject to change.

The table below includes the cities and counties of residence for cases in Florida residents based on the patient's ZIP Code. Note that city is not always received as part of the initial notification and may be missing while the case is being investigated.

City and county	Cases
Greensboro, Leon	1
Metter, Manatee	1
Miami Dade, Unknown	1
Miamksaohes, Dade	1
Missing, Lafayette	1
Monument, Broward	1
Mokena, Lee	1
Morrisville, Palm Beach	1
North Brunswick, St. Lucie	1
North Lauderdale, Unknown	1
North Porte, Unknown	1
Notrealville, Polk	1
Glen Cove, Unknown	1
Glen Saint Mary, Duval	1
Gainesville, Levy	1
Fleming Island, Duval	1
Crystal River, Marion	1
Crestview, Broward	1
Deerfield Beach, Polk	1
Defuniak Springs, Okaloosa	1
Eatonville, Hillsborough	1
Clearwater, Leon	1
Clarcona, Seminole	1
Bradenton, Lee	1
Bogota, Unknown	1
Canton, Duval	1
Bushnell, Unknown	1
Callahan, Duval	1
Alafaya, Pinellas	1
Apopka, Leon	1
Atlanta, Walton	1
Attalla, Broward	1
Autaugaville, Broward	1
Azalea Park, Lake	1
Azalea Park, Polk	1
Winnetka, Dade	1
Sandestin, Walton	1
Scottsdale, Brevard	1
Saint Petersburg, Duval	1
St Peterburg, Orange	1
Stiamk, Dade	1
Sun City Center, Lee	1
Surfside Beach, Orange	1
Pompano Beach, Dade	1
Pompano Beach, Osceola	1
Port Charlotte, Lee	1
Port Richey, Unknown	1
Pine Hills, Polk	1
Pensacola Naval Hospital, Escambia	1
Port Saint Lucie, Marion	1
Port St Luce, Unknown	1
Port St. Lucie, St. Lucie	1
Rivera Beach, Unknown	1
Roswell, Bay	1
Ruskin, Dade	1
Ruskin, Manatee	1
Winter Springs, Orange	1
Youngstown, Washington	1
Zellwood, Brevard	1

COVID-19: characteristics of 1,270,063 Florida resident cases

Data through Dec 28, 2020 verified as of Dec 29, 2020 at 09:25 AM

Data in this report are provisional and subject to change.

The table below includes the cities and counties of residence for cases in Florida residents based on the patient's ZIP Code. Note that city is not always received as part of the initial notification and may be missing while the case is being investigated.

City and county	Cases
Zellwood, Osceola	1
Winter Park, Manatee	1
Winter Park, Palm Beach	1
Winter Park, Pinellas	1
West Hollywood, Broward	1
Weston, Unknown	1
Wildwood, Lee	1
West Palm Beach, Unknown	1
Tavares, Unknown	1
Temple, Palm Beach	1
Wabasha, Clay	1
Unknown, Duval	1
Newaygo, Charlotte	1
Na, Dade	1
Naples, Leon	1
Missing, Desoto	1
Milford, Bay	1
Okeechobee, Highlands	1
Painted Post, Pasco	1
Palatka, Marion	1
Mattoon, Lee	1
Marianna, Leon	1
Marianna, Washington	1
Mary Esther, Hillsborough	1
Los Angeles, Orange	1
Lecanto, Palm Beach	1
Littleton, St. Johns	1
Lake In The Hills, Broward	1
Lake Worth, Unknown	1
Land, Unknown	1
Jupiter, Pinellas	1
Kansas City, Palm Beach	1
Delray Beach, Broward	1
Fort Lauderdale, Lee	1
Fort Pierce, Brevard	1
Fort Worth, Broward	1
Franklin, Orange	1
Gainesville, Santa Rosa	1
Gwynn Oak, Polk	1
High Springs, Columbia	1
Indianapolis, Lee	1
Jena, Taylor	1
Belle Isle, Seminole	1
Boys Ranch, Suwannee	1
Coal City, Pasco	1
Celebration, Orange	1
Commerce Township, Manatee	1
Crescent City, Marion	1
Crestview, Unknown	1
Altamonte Springs, Orange	1
Alys Beach, Walton	1
Apo, Collier	1
Apopka, Alachua	1
Apopka, Citrus	1
Addison, Pasco	1
Alafaya, Dade	1
Arabi, Orange	1
At Large, Broward	1
Austin, Dade	1

COVID-19: characteristics of 1,270,063 Florida resident cases

Data through Dec 28, 2020 verified as of Dec 29, 2020 at 09:25 AM

Data in this report are provisional and subject to change.

The table below includes the cities and counties of residence for cases in Florida residents based on the patient's ZIP Code. Note that city is not always received as part of the initial notification and may be missing while the case is being investigated.

City and county	Cases
Azalea Park, Broward	1
Big Torch Key, Monroe	1
Black, Holmes	1
Boca Raton, Lee	1
Bonifay, Unknown	1
Pembroke Pines, Dade	1
Pensacola, Sumter	1
Paducah, Manatee	1
Oldsrav, Manatee	1
Middletown, Osceola	1
North Laud, Unknown	1
Monroe, Hillsborough	1
Longwood, Broward	1
Lucedale, St. Lucie	1
Macclenny, Duval	1
Mantua, Broward	1
Mayaguez, Dade	1
Interlachen, Duval	1
Hialeahgardens, Dade	1
Hoosick Falls, Broward	1
Hosford, Calhoun	1
Bronson, Alachua	1
Brooker, Alachua	1
Bonita, Lee	1
Brandon, Pinellas	1
Alva, Escambia	1
Arcadia, Highlands	1
Baker, Santa Rosa	1
Armstrong, St. Johns	1
Atl, Brevard	1
Belmont, Santa Rosa	1
Blountstown, Broward	1
Belle Isle, Duval	1
Cincinnati, Dade	1
Champions Gate, Osceola	1
Dfafs, Okaloosa	1
Davie, Unknown	1
Dayton, Orange	1
Gibson, Unknown	1
Greenbrier, Bay	1
Edgewood, Broward	1
Floral, Okaloosa	1
Powell, Lee	1
Perth Amboy, Hillsborough	1
Puerto Rico, Unknown	1
Randolph, Orange	1
Saint Petersburg, Charlotte	1
Saint Lucie Village, St. Lucie	1
Summerfield, Unknown	1
Sunrise, Dade	1
Tallahassee, Madison	1
Sharpes, Brevard	1
Sorrento, Orange	1
Westlake Village, Unknown	1
Windermere, Volusia	1
Wtixrat, Dade	1
Watersound, Bay	1
Unk, Duval	1
Ventura, Orange	1

COVID-19: characteristics of 1,270,063 Florida resident cases

Data through Dec 28, 2020 verified as of Dec 29, 2020 at 09:25 AM

Data in this report are provisional and subject to change.

The table below includes the cities and counties of residence for cases in Florida residents based on the patient's ZIP Code. Note that city is not always received as part of the initial notification and may be missing while the case is being investigated.

City and county	Cases
Trenton, Dixie	1
Uknown, Unknown	1
Toms River, Lee	1
Tourist, Dade	1
New Middletown, Hillsborough	1
North Palm Beach, Orange	1
Northport, Sarasota	1
Oakland, Lee	1
Missing, Levy	1
Missing, Okeechobee	1
Monroe Township, Palm Beach	1
Moore Haven, Okeechobee	1
Morrisville, Unknown	1
Ldhl, Broward	1
Little Neck, Lee	1
Milford, Lee	1
Micanopy, Marion	1
Mckinney, Broward	1
Miamc, Dade	1
Las Vegas, Palm Beach	1
Lake Butler, Alachua	1
Knoxville, Bay	1
Kingsland, Nassau	1
Indian Rocks Beach, Duval	1
Key West, Duval	1
Hoclywsod, Dade	1
Homeless, Hillsborough	1
Homeless, Monroe	1
Homeless, Pinellas	1
Inwood, Broward	1
Irvine, Marion	1
Jefferson, Dade	1
Jonesboro, Leon	1
Jupiter, Dade	1
Jupiter, St. Lucie	1
Kenilworth, Leon	1
Carmel, Orange	1
Caracas, Dade	1
Boston, Broward	1
Brandon, Unknown	1
Brooklyn, Broward	1
Brooklyn, Dade	1
Brooklyn, Lee	1
Dallas, Hernando	1
Coconut Ck, Unknown	1
Chicago, Unknown	1
Apopka, Brevard	1
Apopka, Clay	1
Apopka, Polk	1
Asheville, Highlands	1
Astoria, Broward	1
Bartow, Hardee	1
Boca Raton, Broward	1
Belle Isle, Osceola	1
Bel Air, Collier	1
Alachua, Duval	1
Alpharetta, Broward	1
Fort Lauderdale, Leon	1
Fort White, Clay	1

COVID-19: characteristics of 1,270,063 Florida resident cases

Data through Dec 28, 2020 verified as of Dec 29, 2020 at 09:25 AM

Data in this report are provisional and subject to change.

The table below includes the cities and counties of residence for cases in Florida residents based on the patient's ZIP Code. Note that city is not always received as part of the initial notification and may be missing while the case is being investigated.

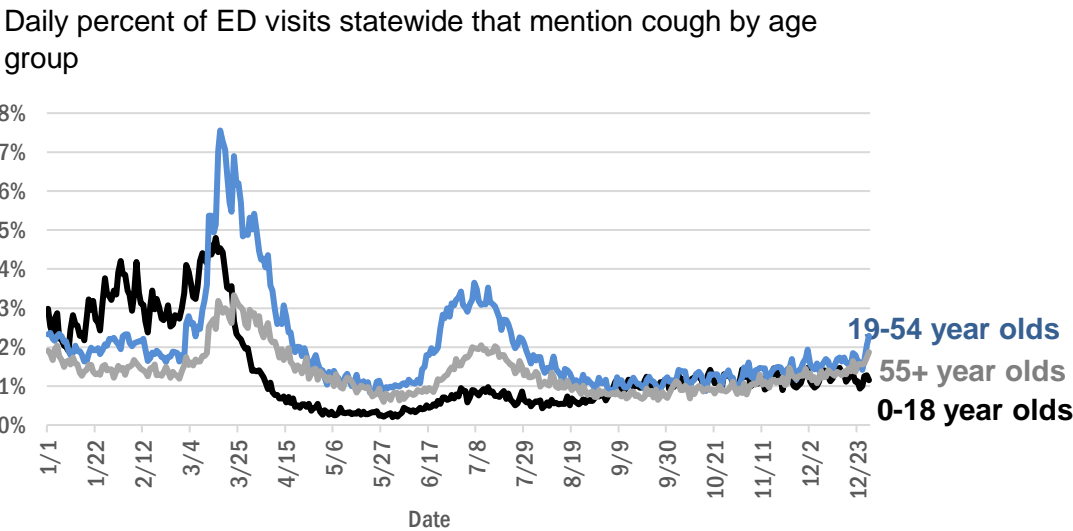
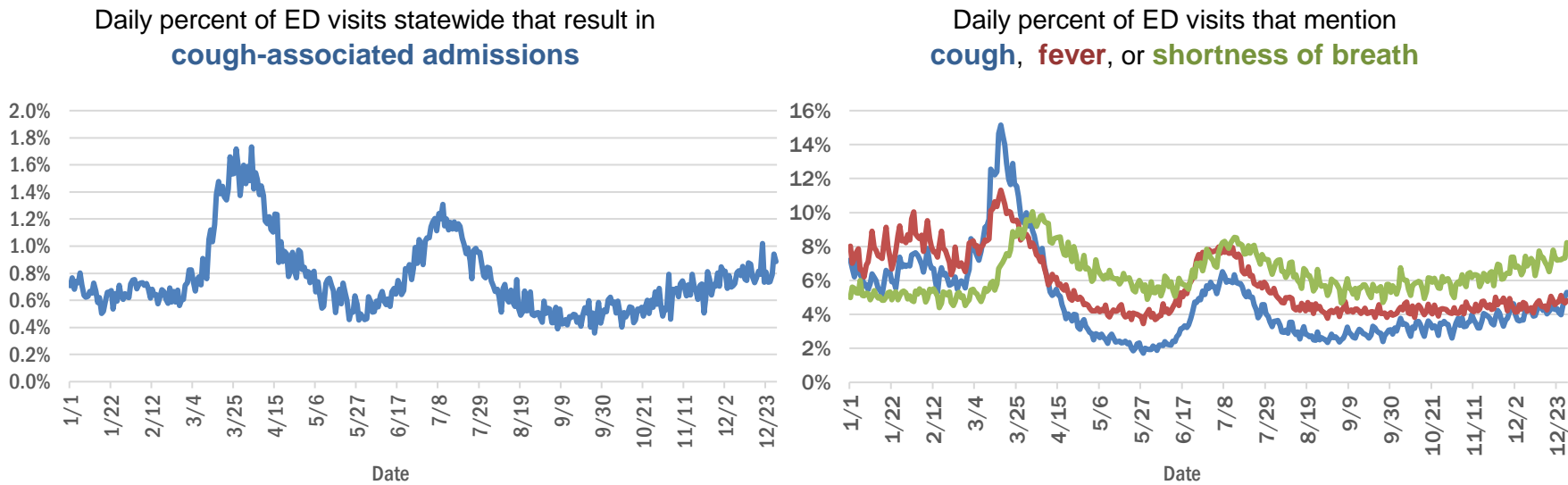
City and county	Cases
Far Rockaway, Dade	1
Fisher Island, Unknown	1
Doral, Unknown	1
Downingtown, Hillsborough	1
Deer Park, Dade	1
Deerfield Beach, Unknown	1
Deland, Seminole	1
Hallandale, Unknown	1
Hiawassee, Osceola	1
Hernando, Marion	1
Hialeah, Collier	1
Garden City, Alachua	1
Gaylord, Orange	1
Gotcha, Orange	1
Greensburg, Palm Beach	1
Gurabo, Osceola	1
San Antonio, Orange	1
Shirley, Flagler	1
Seminole, Leon	1
Syracuse, Polk	1
Tallahassee, Dade	1
Tamarac, Dade	1
Tampa, Unknown	1
Tavares, Orange	1
Town Of Nocatee, St. Johns	1
University Of Central FI, Pinellas	1
Unkn, Duval	1
Winter Garden, Duval	1
West Yarmouth, St. Lucie	1
Waipahu, Santa Rosa	1
Ward, Polk	1
Wellborn, Columbia	1
Suitland, Volusia	1
Venetian Islands, Dade	1
Orlando, Putnam	1
Orlo Vista, Orange	1
Other, Dade	1
Palmetto Bay, Palm Beach	1
Pass-A-Grille Beach, Pinellas	1
Pembroke Lakes, Broward	1
Piasa, Putnam	1
Russellville, Bay	1
Saint Joseph, Volusia	1
Port Saint Lucie, Palm Beach	1
Prattville, Hillsborough	1
Prestonsburg, Bay	1
Quincy, Jackson	1
Rapid City, Broward	1
Red Bay, Holmes	1
Woodbine, Nassau	1
Winter Garden, Marion	1
Winter Park, Citrus	1
Winter Park, Hendry	1
Total	1,270,063

COVID-19: additional surveillance information

Data through Dec 28, 2020 verified as of Dec 29, 2020 at 09:25 AM

Data in this report are provisional and subject to change.

Statewide emergency department (ED) chief complaint and admission data



The Electronic Surveillance System for the Early Notification of Community-Based Epidemics (ESSENCE-FL) includes chief complaint data from 211 of 211 Florida EDs. Data are transmitted electronically to ESSENCE-FL daily or hourly.

COVID-19: testing by laboratory

Data through Dec 28, 2020 verified as of Dec 29, 2020 at 09:25 AM

Data in this report are provisional and subject to change.

The numbers in the table below represent the number of Florida and non-Florida residents for whom test results were received by the Department of Health. A person can be tested by more than one laboratory and can have both positive and negative results. **Therefore, the sum of the numbers in each column will be larger than the total number of people tested.**

Reporting lab	Inconclusive	Negative	Positive	Percent positive	Total
LABORATORY CORPORATION OF AMERICA	2,140	1,342,901	171,369	11%	1,516,410
QUEST DIAGNOSTICS	9,910	1,190,218	167,578	12%	1,367,706
CURATIVE LABS	9,377	961,675	125,441	11%	1,096,493
BIO REFERENCE LABORATORIES, INC	7,267	783,934	143,964	15%	935,165
GENETWORX	661	390,607	32,936	8%	424,204
REALTOX LABS LLC	3,915	352,568	56,346	14%	412,829
HELIX	4,177	346,880	52,023	13%	403,080
RCA LABORATORY SERVICES, LLC		227,892	18,680	8%	246,572
EAST FLORIDA STATE COLLEGE - BREVARD		212,889	26,987	11%	239,876
NOMI HEALTH LAB SERVICES		172,661	19,533	10%	192,194
IMPACT HEALTH BIOMETRIC TESTING, INC	931	168,156	17,727	9%	186,814
CDR MAGUIRE - HEALTH CARE CENTER		163,150	22,245	12%	185,395
REAL DIAGNOSTICS	896	138,385	18,376	12%	157,657
BPHL-JACKSONVILLE	18	127,416	20,920	14%	148,354
ELABNETWORK	1,058	133,559	11,140	8%	145,757
MAKO GENOMICS	6,109	119,231	20,141	14%	145,481
MAYO CLINIC LABORATORIES	292	114,984	13,128	10%	128,404
NORTHWEST LABORATORY	246	120,966	6,469	5%	127,681
ADVENTHEALTH LAB	99	112,238	12,219	10%	124,556
BAYCARE LABORATORIES LLC	487	107,003	9,351	8%	116,841
NOMI_HEALTH		103,366	13,164	11%	116,530
ADVENT HEALTH LAB	112	101,260	13,957	12%	115,329
MEDICAL DIAGNOSTIC LABORATORIES	969	98,046	14,071	12%	113,086
BPHL-MIAMI	225	94,304	15,308	14%	109,837
MEMORIAL REGIONAL HOSPITAL SOUTH	22	91,167	18,086	17%	109,275
BIOCOLLECTIONS WORLDWIDE, INC	646	95,826	12,151	11%	108,623
ASCENSION SACRED HEART HOSPITAL - PENSACOLA	2	92,458	12,867	12%	105,327
FULGENT DIAGNOSTICS LABORATORY	1,773	90,649	9,088	9%	101,510
ORLANDO HEALTH SYSTEM	610	90,682	8,914	9%	100,206
KORVALABS, INC	1,281	90,854	4,660	5%	96,795
BPHL-TAMPA (SPECTRUM BLVD)	45	69,727	12,186	15%	81,958
SUNPATH MEDICAL DIAGNOSTICS LABORATORY	723	70,146	10,258	13%	81,127
TAMPA GENERAL HOSPITAL	4	74,322	6,420	8%	80,746
UF HEALTH MEDICAL LAB	33	72,276	6,293	8%	78,602
DIATHERIX LABORATORIES		67,821	9,618	12%	77,439
TESTING MATTERS INC	131	65,979	9,192	12%	75,302
AKESOGEN		61,842	10,397	14%	72,239
PWNHEALTH	153	64,261	5,629	8%	70,043
BAPTIST HEALTH SOUTH FLORIDA	264	57,807	9,028	13%	67,099
ASCENSION ST VINCENT'S - RIVERSIDE	1	54,148	6,903	11%	61,052
JACKSON MEMORIAL HOSPITAL CLINICAL LAB	79	48,899	9,157	16%	58,135
LAKELAND REGIONAL MEDICAL CENTER	121	48,677	5,714	10%	54,512
UF HEALTH SHANDS HOSPITAL	321	49,394	3,222	6%	52,937
ARUP LABORATORIES	16	49,982	2,905	5%	52,903
AMERICAN HEALTH ASSOCIATES	9	46,992	3,520	7%	50,521
SOUTH MIAMI HOSPITAL LAB	213	42,475	5,745	12%	48,433
AIT LABORATORIES		42,753	4,948	10%	47,701

COVID-19: testing by laboratory

Data through Dec 28, 2020 verified as of Dec 29, 2020 at 09:25 AM

Data in this report are provisional and subject to change.

The numbers in the table below represent the number of Florida and non-Florida residents for whom test results were received by the Department of Health. A person can be tested by more than one laboratory and can have both positive and negative results. **Therefore, the sum of the numbers in each column will be larger than the total number of people tested.**

Reporting lab	Inconclusive	Negative	Positive	Percent positive	Total
VIRACOR EUROFINS		34,988	9,718	22%	44,706
APPLIED INGENUITY DIAGNOSTICS LLC		38,725	1,719	4%	40,444
BAPTIST HEALTH - JACKSONVILLE	4	36,423	2,606	7%	39,033
TALLAHASSEE MEMORIAL HOSPITAL	163	34,305	3,975	10%	38,443
ORANGE COUNTY CONVENTION CENTER		33,330	3,655	10%	36,985
INGENIOUS PERSONALIZED MEDICINE	137	29,688	5,878	16%	35,703
MIAMI DADE COUNTY		32,093	3,527	10%	35,620
WALGREENS	31	28,277	5,213	16%	33,521
LEE HEALTH - CAPE CORAL HOSPITAL	3	28,348	4,608	14%	32,959
BROWARD GENERAL MEDICAL CENTER-CLINICAL LAB	2	29,500	3,024	9%	32,526
SARASOTA MEMORIAL HOSPITAL MAIN LAB	12	29,862	2,473	8%	32,347
MILLENNIUM PHYSICIAN GROUP	17	26,809	4,668	15%	31,494
UNIVERSITY OF MIAMI HOSPITAL	32	27,506	2,943	10%	30,481
NICKLAUS CHILDREN'S HOSPITAL	55	26,116	3,761	13%	29,932
FLORIDA HOSPITAL - TAMPA	37	27,285	2,277	8%	29,599
UF HEALTH JACKSONVILLE	42	26,578	2,626	9%	29,246
ECCO LAB GROUP CO	413	24,332	4,010	14%	28,755
GENESIS REFERENCE LABORATORIES		23,415	2,274	9%	25,689
NORTH FLORIDA REGIONAL MEDICAL CENTER		21,609	2,400	10%	24,009
ST JOSEPHS HOSPITAL LABORATORY	20	21,045	2,721	11%	23,786
MOUNT SINAI MEDICAL CENTER	7	21,419	2,141	9%	23,567
BRANDON REGIONAL HOSPITAL		20,541	2,549	11%	23,090
JUPITER MEDICAL CENTER LAB	59	20,970	1,871	8%	22,900
ADVENTIST HEALTH SYSTEMS SUNBELT INC DBA		20,673	1,454	7%	22,127
AEGIS SCIENCES CORPORATION	98	19,367	2,542	12%	22,007
PALMETTO GENERAL HOSPITAL LAB	3	18,087	3,815	17%	21,905
ACCESS DX LABORATORY	200	19,191	1,932	9%	21,323
JFK MEDICAL CENTER LAB	1	18,886	2,388	11%	21,275
STATLAB_MOBILE	1	19,244	1,983	9%	21,228
ADVENT HEALTH - DAYTONA BEACH	32	18,888	1,461	7%	20,381
NAPLES COMMUNITY HOSPITAL	64	17,968	1,828	9%	19,860
LAB DIAGNOSTICS LLC	380	13,624	5,198	27%	19,202
INTEGRATED REGIONAL LABORATORIES LLP		16,537	2,544	13%	19,081
DWIC OF TAMPA BAY INC		17,870	1,071	6%	18,941
AVENTUS BIO LABS	16	16,123	2,189	12%	18,328
PANCARE OF FLORIDA INC		16,444	1,790	10%	18,234
PATIENTS FIRST LAKE ELLA MEDICAL CENTER PA		15,135	2,676	15%	17,811
HEALTH CENTER AT SINAI RESIDENCES		16,942	506	3%	17,448
MORTON PLANT HOSPITAL-ADLER INSTITUTE	14	15,758	1,662	10%	17,434
DRS CLACK SPENCER WHITE & MCCORMACK PA D/B/A		15,773	1,564	9%	17,337
STS LAB 2 LLC	6	16,507	669	4%	17,182
BIOCERNA LABS	461	14,582	2,112	12%	17,155
EXACT SCIENCES LABORATORIES		15,532	1,542	9%	17,074
HEALTHLINK DIAGNOSTIC LABORATORIES	172	15,480	1,419	8%	17,071

COVID-19: testing by laboratory

Data through Dec 28, 2020 verified as of Dec 29, 2020 at 09:25 AM

Data in this report are provisional and subject to change.

The numbers in the table below represent the number of Florida and non-Florida residents for whom test results were received by the Department of Health. A person can be tested by more than one laboratory and can have both positive and negative results. **Therefore, the sum of the numbers in each column will be larger than the total number of people tested.**

Reporting lab	Inconclusive	Negative	Positive	Percent positive	Total
SAINT MARY'S MEDICAL CENTER	22	15,144	1,765	10%	16,931
HOLY CROSS HOSPITAL CLINICAL LAB	1	15,464	1,128	7%	16,593
WATSON CLINIC LLP		13,045	2,715	17%	15,760
INDIAN RIVER MEDICAL CENTER LAB		13,669	849	6%	14,518
CLEVELAND CLINIC HOSPITAL LAB	4	12,661	1,653	12%	14,318
LEESBURG REGIONAL MEDICAL CENTER		12,666	1,488	11%	14,154
INFINITY BIOLOGIX LLC	49	13,547	503	4%	14,099
OSCEOLA REGIONAL MEDICAL CENTER	1	12,186	1,721	12%	13,908
HOMESTEAD HOSPITAL CLINICAL LABORATORY	25	11,248	2,306	17%	13,579
MALABAR MEDICAL WALK IN CLINIC		11,592	1,801	13%	13,393
WELLINGTON REGIONAL MED CTR LAB	5	11,898	1,451	11%	13,354
MEMORIAL HOSPITAL JACKSONVILLE	8	11,122	2,076	16%	13,206
BAYFRONT HEALTH - ST PETERSBURG	17	10,982	1,752	14%	12,751
MEMORIAL REGIONAL HOSPITAL CLINICAL LABORATORY	10	11,423	778	6%	12,211
NORTHWEST MEDICAL CENTER	1	10,708	1,464	12%	12,173
ORANGE PARK MEDICAL CENTER	9	10,199	1,935	16%	12,143
WEST KENDALL BAPTIST HOSPITAL	10	9,824	2,246	19%	12,080
LEE HEALTH - LEE MEMORIAL HOSPITAL		8,978	2,985	25%	11,963
DELRAY MEDICAL CENTER LAB	3	10,820	1,135	9%	11,958
FLORIDA HOSPITAL WATERMAN LABORATORY	70	10,997	857	7%	11,924
PRIVA PATH LABS	54	11,240	624	5%	11,918
BETHESDA HOSPITAL EAST		10,807	994	8%	11,801
ST MARKS HOSPITAL LABORATORY B	78	10,627	1,002	9%	11,707
OAK HILL HOSPITAL		10,387	1,175	10%	11,562
LAWNWOOD REGIONAL MEDICAL CENTER	1	9,951	1,468	13%	11,420
PWN HEALTH	17	9,327	2,039	18%	11,383
VISTA CLINICAL DIAGNOSTICS	225	10,173	860	8%	11,258
BAPTIST HEALTH - SOUTH		10,411	818	7%	11,229
CLEVELAND CLINIC TRADITION HOSPITAL		10,447	704	6%	11,151
ST ANTHONY'S HOSPITAL LAB	17	9,903	1,144	10%	11,064
WINTER HAVEN HOSPITAL CLINICAL LABORATORY	4	9,430	1,541	14%	10,975
LARGO MEDICAL CENTER		9,736	1,119	10%	10,855
UHEALTH CORAL GABLES/LENNAR MED CTR	3	10,255	587	5%	10,845
BINAXNOW	9	8,439	2,378	22%	10,826
UNITED CLINICAL LABORATORY LLC	2	9,017	1,430	14%	10,449
LARKIN COMMUNITY HOSPITAL INC DBA CARDIOTROPIC		6,820	3,621	35%	10,441
GOOD SAMARITAN MEDICAL CENTER LAB	2	9,072	1,330	13%	10,404
WESTSIDE REGIONAL MED CTR	2	8,803	1,426	14%	10,231
AHALABS		9,681	419	4%	10,100
BAPTIST HEALTHCARE - BAPTIST HOSPITAL	5	8,181	1,891	19%	10,077
LARKIN COMMUNITY HOSPITAL	10	8,671	1,335	13%	10,016
ACCESS MEDICAL LABORATORIES	3	5,452	4,483	45%	9,938
MERCY HOSPITAL A CAMPUS OF PLANTATION GEN HOSP LAB	1	8,312	1,620	16%	9,933
COAST DIAGNOSTICS LLC	33	9,028	807	8%	9,868
SRQ DRIVE THROUGH		8,944	905	9%	9,849

COVID-19: testing by laboratory

Data through Dec 28, 2020 verified as of Dec 29, 2020 at 09:25 AM

Data in this report are provisional and subject to change.

The numbers in the table below represent the number of Florida and non-Florida residents for whom test results were received by the Department of Health. A person can be tested by more than one laboratory and can have both positive and negative results. **Therefore, the sum of the numbers in each column will be larger than the total number of people tested.**

Reporting lab	Inconclusive	Negative	Positive	Percent positive	Total
GULF COAST MEDICAL CENTER MICROLAB		7,722	2,127	22%	9,849
ST JOSEPHS HOSPITAL	13	8,638	1,195	12%	9,846
PALMS WEST HOSPITAL LAB	2	8,444	1,371	14%	9,817
MEDICAL CENTER OF TRINITY CLINICAL LABORATORY	1	8,830	975	10%	9,806
INDIAN RIVER PATHOLOGY LLC		8,966	774	8%	9,740
WEST FLORIDA HOSPITAL LAB		7,823	1,914	20%	9,737
PALM BEACH BALL PARK		8,605	996	10%	9,601
MEASE COUNTRYSIDE LAB	8	8,673	899	9%	9,580
REGIONAL MEDCIAL CENTER BAYONET POINT	2	8,862	670	7%	9,534
AVECINA	17	8,842	613	6%	9,472
THE VILLAGES REGIONAL HOSPITAL		8,644	769	8%	9,413
LAKE CITY HM		8,642	632	7%	9,274
HALIFAX MEDICAL CENTER LAB	34	7,918	1,291	14%	9,243
CORAL GABLES HOSPITAL CLINICAL LABORATORY		7,742	1,488	16%	9,230
WEST BOCA MEDICAL CENTER LAB		8,492	694	8%	9,186
CAPITAL REGIONAL MEDICAL CTR		7,438	1,700	19%	9,138
MANATEE MEMORIAL HOSPITAL		8,362	727	8%	9,089
AVENTURA HOSPITAL LAB		7,371	1,689	19%	9,060
BOSTON HEART DIAGNOSTICS CORP		7,772	1,167	13%	8,939
BLAKE MEDICAL CENTER		7,778	1,112	13%	8,890
NONA SCIENTIFIC	5	6,904	1,952	22%	8,861
LEE HEALTH - HEALTH PARK MEDICAL CENTER		7,352	1,448	16%	8,800
PALM BEACH GARDENS MEDICAL CTR LAB		7,944	805	9%	8,749
FLORIDA HOSPITAL HEARTLAND MED CTR CLINICAL LAB	33	7,601	1,079	12%	8,713
ADVENT HEALTH - WESLEY CHAPEL	14	7,775	738	9%	8,527
GENOVA DIAGNOSTICS LABORATORY	33	7,735	583	7%	8,351
AVECINA MEDICAL OAKLEAF	3	6,977	1,330	16%	8,310
DOCTORS HOSPITAL	4	6,828	1,298	16%	8,130
GENESIS MEDICAL LABORATORY	100	6,955	1,042	13%	8,097
PATHNOSTICS	20	6,209	1,810	23%	8,039
LAKE CITY MEDICAL CENTER		6,363	1,592	20%	7,955
FLORIDA LABORATORY ANALYSIS		7,054	860	11%	7,914
AVECINA MEDICAL	4	6,157	1,736	22%	7,897
P4 CLINICAL, LLC	85	7,117	621	8%	7,823
INFORM DIAGNOSTICS, INC		7,258	408	5%	7,666
FLORIDA MEDICAL CENTER - A CAMPUS OF NORTH SHORE	2	6,665	929	12%	7,596
NCH NORTH NAPLES HOSPITAL LAB	15	6,733	828	11%	7,576
BAPTIST HEALTH SOUTH FLORIDA - WEST KENDALL URGENT CARE		6,396	1,168	15%	7,564
PLANTATION GENERAL HOSPITAL		6,377	1,182	16%	7,559
NIGHT LITE PEDIATRICS	4	5,768	1,748	23%	7,520
FLORIDA HOSPITAL FLAGLER	29	6,963	515	7%	7,507
ADVENTHEALTH CENTRA CARE LAKE BUENA VISTA		6,951	486	7%	7,437
NEMOURS CHILDRENS HOSPITAL	1	7,076	304	4%	7,381
CORAL SPRINGS MED CTR		6,693	686	9%	7,379
MEDFAST URGENT CARE CENTERS, LLC	4	6,451	891	12%	7,346
NORTHSIDE HOSPITAL AND HEART INSTITUTE		6,643	694	9%	7,337
MINUTECLINIC LLC		6,357	974	13%	7,331

COVID-19: testing by laboratory

Data through Dec 28, 2020 verified as of Dec 29, 2020 at 09:25 AM

Data in this report are provisional and subject to change.

The numbers in the table below represent the number of Florida and non-Florida residents for whom test results were received by the Department of Health. A person can be tested by more than one laboratory and can have both positive and negative results. **Therefore, the sum of the numbers in each column will be larger than the total number of people tested.**

Reporting lab	Inconclusive	Negative	Positive	Percent positive	Total
NIGHT LITE PEDIATRIC CENTER LLC		6,671	626	9%	7,297
FLORIDA HOSPITAL DELAND	10	6,235	891	12%	7,136
NORTH SHORE MEDICAL CENTER		5,886	1,224	17%	7,110
CENTRAL FLORIDA REGIONAL HOSPITAL		6,385	649	9%	7,034
THE HEALTHCARE DISTRICT OF PALM BEACH COUNTY	30	6,279	722	10%	7,031
FLORIDA HOSPITAL ZEPHYRHILLS	10	6,271	626	9%	6,907
BROWARD HEALTH NORTH CLINICAL LABORATORY		6,139	764	11%	6,903
ALL CHILDREN'S HOSPITAL		6,429	410	6%	6,839
KD MEDICAL CHOICE LLC	1	6,093	661	10%	6,755
LUMINUS DIAGNOSTICS		6,191	535	8%	6,726
FLORIDA HOSPITAL OF CARROLLWOOD	22	5,794	818	12%	6,634
OCALA REGIONAL MEDICAL CENTER		5,811	759	12%	6,570
LEON MEDICAL CENTERS LLC		5,087	1,447	22%	6,534
WEST PALM HOSPITAL LAB		5,949	517	8%	6,466
CLEVELAND CLINIC MARTIN SOUTH HOSPITAL	1	5,882	570	9%	6,453
VISTA CLINICAL	8	3,756	2,673	42%	6,437
MEMORIAL HOSPITAL WEST LABORATORY SERVICES	14	5,769	596	9%	6,379
LEE HEALTH - GULF COAST MEDICAL CENTER	2	5,163	1,207	19%	6,372
MEDEXPRESS URGENT CARE	2	4,295	2,046	32%	6,343
AMERICAN FAMILY CARE		3,589	2,716	43%	6,305
BAPTIST HEALTH - BEACHES		5,795	453	7%	6,248
VIKOR SCIENTIFIC	6	5,047	1,135	18%	6,188
CARDIOPATH	1	5,568	571	9%	6,140
FULGENT DIAGNOSTICS	98	5,584	346	6%	6,028
SOUTH BAY HOSPITAL CLINICAL LAB		5,402	529	9%	5,931
BAPTIST HEALTH SOUTH FLORIDA - COUNTRY WALK URGENT CARE		4,954	921	16%	5,875
MORTON PLANT-MEASE	2	5,361	461	8%	5,824
LABSTAT LLC	2	5,451	311	5%	5,764
MEMORIAL HOSPITAL MICRO		5,325	401	7%	5,726
MEDARBOR DIAGNOSTICS	1	4,733	978	17%	5,712
ARCPOINT LABS OF FORT MYERS	4	4,966	714	13%	5,684
ANNE BATES LEACH EYE HOSPITAL/ ABLEH MICROBIOLOGY LABORATORY		5,585	83	1%	5,668
POINCIANA MEDICAL CENTER		4,446	1,218	22%	5,664
LAKEWOOD RANCH MEDICAL CENTER		5,185	425	8%	5,610
WEST MARION COMMUNITY HOSPITAL LAB		4,820	780	14%	5,600
EXPRESS GENE MOLECULAR DIAGNOSTICS LABORATORY		4,398	1,073	20%	5,471
FLORIDA HOSPITAL FISH MEMORIAL	19	4,750	695	13%	5,464
ST JOSEPHS NORTH HOSPITAL LAB	6	4,687	641	12%	5,334
CLEVELAND CLINIC MARTIN NORTH HOSPITAL		4,788	527	10%	5,315
MARTIN HOSPITAL SOUTH LAB		4,966	281	5%	5,247
BAPTIST HEALTH SOUTH FLORIDA - MIAMI LAKES URGENT CARE		4,182	1,059	20%	5,241
ST LUCIE MEDICAL CENTER		4,232	953	18%	5,185
AVERO DIAGNOSTICS - IRVING	6	4,781	349	7%	5,136
UNKNOWN	3	2,871	2,202	43%	5,076
IMPERIAL POINT MEDICAL CENTER		4,611	400	8%	5,011
SUNRISE MEDICAL LABORATORIES	2	4,673	317	6%	4,992
BAPTIST HEALTH - NASSAU		4,706	229	5%	4,935

COVID-19: testing by laboratory

Data through Dec 28, 2020 verified as of Dec 29, 2020 at 09:25 AM

Data in this report are provisional and subject to change.

The numbers in the table below represent the number of Florida and non-Florida residents for whom test results were received by the Department of Health. A person can be tested by more than one laboratory and can have both positive and negative results. **Therefore, the sum of the numbers in each column will be larger than the total number of people tested.**

Reporting lab	Inconclusive	Negative	Positive	Percent positive	Total
HIALEAH HOSPITAL	4	3,803	1,054	22%	4,861
OVIEDO MEDICAL CENTER		4,352	493	10%	4,845
CernerELR_Advent		4,300	515	11%	4,815
TROPICANA FIELD - LOT 2	17	4,297	412	9%	4,726
BAYCARE COMMUNITY HEALTH		4,605	104	2%	4,709
BAPTIST HEALTH SOUTH FLORIDA - WESTCHESTER URGENT CARE		3,824	809	17%	4,633
BAPTIST HEALTH SOUTH FLORIDA - DORAL URGENT CARE		3,731	873	19%	4,604
SANTA ROSA MEDICAL CENTER		3,815	775	17%	4,590
FORT WALTON BEACH MEDICAL CENTER		3,919	628	14%	4,547
ISPM LABS, LLC DBA CAPSTONE DIAGNOSTICS, LLC		4,387	147	3%	4,534
H LEE MOFFITT CANCER CENTER LABORATORY		4,399	104	2%	4,503
SOUTH FLORIDA BAPTIST HOSPITAL MICRO	2	3,847	639	14%	4,488
ST PETERSBURG GENERAL HOSPITAL		3,718	697	16%	4,415
MOFFITT CANCER CENTER	6	4,303	90	2%	4,399
SYNERGY LABORATORIES	7	3,924	428	10%	4,359
BAYFRONT HEALTH - VENICE REGIONAL MEDICAL	1	3,991	335	8%	4,327
FLORIDA HOSPITAL OCALA		3,908	404	9%	4,312
FLORIDA HOSPITAL NORTH PINELLAS	11	3,967	322	7%	4,300
PRECISION HEALTH RESOURCES LLC		4,040	260	6%	4,300
GENE BY GENE, GENOMICS RESEARCH CENTER LAB	39	4,107	152	4%	4,298
BAPTIST HEALTH SOUTH FLORIDA - PEMBROKE PINES URGENT CARE		3,650	644	15%	4,294
HOLIDAY CVS LLC		4,103	190	4%	4,293
HEALTHQUEST ESOTERICS		3,064	1,129	27%	4,193
EGLIN AIR FORCE BASE	11	3,068	1,106	26%	4,185
BAPTIST HEALTH SOUTH FLORIDA - CORAL SPRINGS URGENT CARE		3,584	525	13%	4,109
QDX PATHOLOGY SERVICES	1	3,754	305	8%	4,060
SOLARIS DIAGNOSTICS	4	3,599	411	10%	4,014
NIGHT LITE PEDIATRICS URGENT CARE	1	3,413	565	14%	3,979
ADVENTHEALTH CENTRA CARE WINTER GARDEN	1	3,676	291	7%	3,968
ADVENTHEALTH CENTRA CARE DR PHILLIPS		3,734	231	6%	3,965
CARDIOTROPIC LABS	83	3,141	724	18%	3,948
PHYSICIANS REGIONAL MEDICAL CENTER - PINE RIDGE RD	1	3,262	684	17%	3,947
UNIVERSITY HOSPITAL AND MEDICAL CENTER		3,026	887	23%	3,913
ADVENTHEALTH CENTRA CARE WINTER PARK		3,693	212	5%	3,905
PUTNAM COMMUNITY MEDICAL CENTER		3,363	458	12%	3,821
BAYFRONT HEALTH - PORT CHARLOTTE		3,487	323	8%	3,810
SYNERGY DIAGNOSTIC LABORATORY	84	3,279	370	10%	3,733
BAPTIST HEALTH - NORTH		2,917	801	22%	3,718
ADVENTHEALTH CENTRA CARE UNIVERSITY		3,464	217	6%	3,681
ADVENTHEALTH CENTRA CARE ST CLOUD		3,285	367	10%	3,652
ADVENTHEALTH CENTRA CARE HUNTERS CREEK		3,252	363	10%	3,615
CLARITY LAB SOLUTIONS LLC		3,608	4	0%	3,612
MEASE DUNEDIN HOSPITAL	4	3,300	298	8%	3,602
ANGEL KIDS PEDIATRICS		3,347	162	5%	3,509
PALMS OF PASADENA HOSPITAL		3,121	367	11%	3,488
MEDEXPRESS URGENT CARE OF BOYNTON BEACH LLC		3,367	114	3%	3,481
WESTCHESTER HOSPITAL	23	2,830	621	18%	3,474

COVID-19: testing by laboratory

Data through Dec 28, 2020 verified as of Dec 29, 2020 at 09:25 AM

Data in this report are provisional and subject to change.

The numbers in the table below represent the number of Florida and non-Florida residents for whom test results were received by the Department of Health. A person can be tested by more than one laboratory and can have both positive and negative results. **Therefore, the sum of the numbers in each column will be larger than the total number of people tested.**

Reporting lab	Inconclusive	Negative	Positive	Percent positive	Total
DOCTORS HOSPITAL OF SARASOTA CLINICAL LABORATORY		3,018	401	12%	3,419
NORTHWEST FLORIDA COMMUNITY HOSPITAL	23	2,430	964	28%	3,417
MEDICAL DNA LABS LLC	2	3,175	232	7%	3,409
DOCTORS URGENT CARE LLC	1	2,749	615	18%	3,365
RAULERSON HOSPITAL		2,834	526	16%	3,360
ACUTIS DIAGNOSTICS	16	2,834	492	15%	3,342
BAPTIST HEALTH SOUTH FLORIDA - CORAL GABLES (UNIVERSITY) URGENT CARE		2,925	405	12%	3,330
NATIONWIDE LABORATORY SERVICES INC	136	2,744	442	13%	3,322
CLINICAL REFERENCE LABORATORY	2	3,195	117	4%	3,314
MEDEXPRESS URGENT CARE HUDSON		2,954	357	11%	3,311
MIDWAY SPECIALTY CARE CENTER DIAGNOSTICS	38	3,035	217	7%	3,290
SUNCOAST PATHOLOGY ASSOCIATES		3,040	231	7%	3,271
ADVENTHEALTH CENTRA CARE LEE ROAD		3,056	214	7%	3,270
ADVENTHEALTH CENTRA CARE CLERMONT		3,019	245	8%	3,264
ADVENTHEALTH CENTRA CARE WATERFORD LAKES		2,900	291	9%	3,191
BAPTIST HEALTH SOUTH FLORIDA - TAMiami TRAIL URGENT CARE		2,531	621	20%	3,152
MEMORIAL HOSPITAL- MIRAMAR	12	2,899	235	7%	3,146
ADVENTHEALTH CENTRA CARE SANFORD		2,889	226	7%	3,115
ADVENTHEALTH CENTRA CARE KISSIMMEE		2,901	210	7%	3,111
BAPTIST HEALTH SOUTH FLORIDA - PINECREST URGENT CARE		2,695	400	13%	3,095
THE CENTER FOR URGENT CARE	3	2,516	554	18%	3,073
ADVENTHEALTH CENTRA CARE APOPKA		2,758	301	10%	3,059
TWIN CITIES HOSPITAL	1	2,698	360	12%	3,059
BETHESDA HOSPITAL WEST		2,780	267	9%	3,047
ADVENTHEALTH CENTRA CARE LAKE MARY		2,848	196	6%	3,044
BAPTIST HEALTH SOUTH FLORIDA - CORAL GABLES URGENT CARE		2,552	477	16%	3,029
MEDEXPRESS URGENT CARE - ESTERO		2,803	226	7%	3,029
URGENT CARE CURE	2	2,602	383	13%	2,987
ADVENTIST HEALTH SYSTEMS, SUNBELT INC		2,773	204	7%	2,977
STONE CLINICAL LABORATORIES		2,789	96	3%	2,885
EMPIRE CITY LABORATORIES INC	24	2,490	371	13%	2,885
ADVENTHEALTH CENTRA CARE LAKE LAND	1	2,618	263	9%	2,882
COMMUNITY HEALTH CENTERS OF PINELLAS INC		2,255	616	21%	2,871
BAPTIST HEALTH SOUTH FLORIDA - PALMETTO BAY URGENT CARE		2,426	442	15%	2,868
SARKIS CLINICAL TRIALS		2,532	324	11%	2,856
BAYFRONT HEALTH - SEVEN RIVERS		2,619	236	8%	2,855
ADVENTHEALTH CENTRA CARE MOUNT DORA		2,595	241	8%	2,836
BAPTIST HEALTH SOUTH FLORIDA - KENDALE LAKES URGENT CARE		2,260	574	20%	2,834
MINUTECLINIC LLC #3703		2,423	396	14%	2,819
WALGREENS ORLANDO	3	2,481	326	12%	2,810
BAPTIST HEALTH SOUTH FLORIDA - WESTON URGENT CARE		2,495	286	10%	2,781
AHCC WESLEY CHAPEL		2,570	206	7%	2,776
BAPTIST HEALTH SOUTH FLORIDA - DAVIE URGENT CARE		2,349	423	15%	2,772
VETERANS AFFAIRS MEDICAL CENTER - ORLANDO		1,342	1,427	52%	2,769
MINUTECLINIC		2,440	326	12%	2,766
WALGREEN CO	2	2,440	317	11%	2,759
TRINITY SPRINGS		2,473	284	10%	2,757

COVID-19: testing by laboratory

Data through Dec 28, 2020 verified as of Dec 29, 2020 at 09:25 AM

Data in this report are provisional and subject to change.

The numbers in the table below represent the number of Florida and non-Florida residents for whom test results were received by the Department of Health. A person can be tested by more than one laboratory and can have both positive and negative results. **Therefore, the sum of the numbers in each column will be larger than the total number of people tested.**

Reporting lab	Inconclusive	Negative	Positive	Percent positive	Total
PEDIATRIC HEALTH CARE ALLIANCE PA		2,528	223	8%	2,751
ATLANTIS URGENT CARE	1	1,681	1,054	39%	2,736
MEDCOMP SCIENCES LLC	29	1,319	1,385	51%	2,733
ASCENSION SACRED HEART - EMERALD COAST		2,276	432	16%	2,708
BAYFRONT HEALTH - BROOKSVILLE		2,371	334	12%	2,705
ADVENTHEALTH CENTRA CARE ALTAMONTE		2,493	187	7%	2,680
CENTRA CARE – WATERFORD LAKES		2,097	575	22%	2,672
COASTAL MED URGENT CARE		1,439	1,163	45%	2,602
MEDEXPRESS URGENT CARE - WEST TAMPA		2,435	153	6%	2,588
LAKESIDE MEDICAL CENTER		2,046	520	20%	2,566
HEALTH FIRST ADVENTHEALTH CENTRA CARE GATEWAY	1	2,395	168	7%	2,564
ADVENTHEALTH CENTRA CARE OVIEDO		2,302	249	10%	2,551
MEDEXPRESS URGENT CARE - ROYAL PALM BEACH		2,416	135	5%	2,551
ADVENT HEALTH - OCALA		2,124	413	16%	2,537
ENGLEWOOD COMMUNITY HOSPITAL		2,309	225	9%	2,534
BARTOW REGIONAL MEDICAL CENTER	1	2,184	343	14%	2,528
CITRUS MEMORIAL HOSPITAL LABORATORY		2,212	315	12%	2,527
PRECISION HEALTH SOLUTIONS		2,450	68	3%	2,518
SELECT LABORATORIES - MARION COUNTY, FL LLC	3	2,310	176	7%	2,489
MEDEXPRESS URGENT CARE PALM BEACH GARDENS		2,381	96	4%	2,477
AMELIA URGENT CARE		1,471	994	40%	2,465
ADVENTHEALTH CENTRA CARE SAND LAKE		2,320	125	5%	2,445
MEDEXPRESS URGENT CARE - GOLDEN GATE		2,284	159	7%	2,443
MEMORIAL HOSPITAL PEMBROKE	3	2,137	285	12%	2,425
ADVENT HEALTH - HEART OF FLORIDA ER	1	2,146	262	11%	2,409
ADVENTHEALTH CENTRA CARE AZALEA PARK		2,184	223	9%	2,407
ADVENTHEALTH CENTRA CARE PORT ORANGE		2,270	135	6%	2,405
ADVENTHEALTH CENTRA CARE LONGWOOD		2,259	133	6%	2,392
DESOTO MEMORIAL HOSPITAL	3	1,955	403	17%	2,361
TALLAHASSEE PRIMARY CARE ASSOCIATES		2,122	223	10%	2,345
BMCT Molecular Diagnostics Subsection		1,927	409	18%	2,336
BAPTIST HEALTH SOUTH FLORIDA - BRICKELL URGENT CARE		1,937	389	17%	2,326
BAPTIST HEALTH URGENT CARE AT SAWGRASS		1,981	344	15%	2,325
MICROGEN DX		1,826	496	21%	2,322
ADVENTHEALTH CENTRA CARE ORANGE LAKE		2,142	174	8%	2,316
HEALTH FIRST ADVENTHEALTH CENTRA CARE TITUSVILLE		2,158	151	7%	2,309
LEE HEALTH - COCONUT POINT CLINICAL LAB	2	1,872	433	19%	2,307
US BIOTEK LABORATORIES	5	2,026	273	12%	2,304
HIGHLANDS REGIONAL MEDICAL CENTER		1,829	474	21%	2,303
HOLIDAY CVS LLC DBA CVS PHARMACY #5154		2,248	49	2%	2,297
COMMUNITY HEALTH NORTHWEST FLORIDA	4	1,740	531	23%	2,275
PARAMOUNT URGENT CARE		1,209	1,051	47%	2,260
SPORTS DRUG TESTING LABORATORY	39	2,153	62	3%	2,254
PRIMEHEALTH URGENT CARE	1	1,864	360	16%	2,225
CENTRA CARE SAINT CLOUD	1	1,885	303	14%	2,189
DOCTORS URGENT CARE OF LUTZ LLC	1	1,735	448	21%	2,184
MEDEXPRESS URGENT CARE - LAKELAND		2,025	140	6%	2,165

COVID-19: testing by laboratory

Data through Dec 28, 2020 verified as of Dec 29, 2020 at 09:25 AM

Data in this report are provisional and subject to change.

The numbers in the table below represent the number of Florida and non-Florida residents for whom test results were received by the Department of Health. A person can be tested by more than one laboratory and can have both positive and negative results. **Therefore, the sum of the numbers in each column will be larger than the total number of people tested.**

Reporting lab	Inconclusive	Negative	Positive	Percent positive	Total
BAYFRONT HEALTH - PUNTA GORDA		1,980	134	6%	2,114
ADVENTHEALTH CENTRA CARE SOUTH ORANGE		1,935	170	8%	2,105
ADVENTHEALTH CENTRA CARE LEESBURG		1,913	190	9%	2,103
LOWER KEYS MEDICAL CENTER		1,866	233	11%	2,099
INDIAN RIVER MEDICAL CENTER		1,846	243	12%	2,089
EMERALD COAST URGENT CARE		1,591	494	24%	2,085
NCH DOWNTOWN NAPLES HOSPITAL	8	1,793	253	12%	2,054
MARINERS HOSPITAL		1,857	178	9%	2,035
DOCTORS TEST CENTERS		1,786	246	12%	2,032
PHYSICIANS REGIONAL MEDICAL CENTER - COLLIER BLVD	1	1,521	506	25%	2,028
PHYSICIANS STAT LAB	2	969	1,052	52%	2,023
PALMS MEDICAL GROUP	5	1,473	538	27%	2,016
BAYFRONT HEALTH - SPRING HILL		1,841	175	9%	2,016
CLARITY LAB SOLUTIONS		1,734	263	13%	1,997
NCH NORTH NAPLES HOSPITAL	3	1,716	277	14%	1,996
BAPTIST HEALTHCARE - GULF BREEZE HOSPITAL	3	1,677	291	15%	1,971
BAYA PHARMACY & URGENT CARE		1,350	612	31%	1,962
DOC SMILEY'S URGENT CARE		1,705	247	13%	1,952
ADVENTHEALTH CENTRA CARE COLONIAL TOWN		1,812	126	7%	1,938
ADVENTHEALTH PROMPT CARE	1	1,356	578	30%	1,935
BAPTIST HEALTH - CLAY		1,660	273	14%	1,933
HealthSentry_UHS	1	1,791	135	7%	1,927
BAPTIST HEALTH EMERGENCY CENTER COUNTRY WALK	1	1,618	307	16%	1,926
BAPTIST HEALTH - OAKLEAF		1,575	325	17%	1,900
ADVENT HEALTH - NEW SMYRNA		1,464	414	22%	1,878
NXGEN MDX LLC	3	1,711	162	9%	1,876
SCION LAB SERVICES LLC	18	1,724	126	7%	1,868
ESCAMBIA COMMUNITY CLINICS INC	4	1,404	450	24%	1,858
MEDEXPRESS URGENT CARE CAPE CORAL		1,610	242	13%	1,852
HEALTH FIRST ADVENTHEALTH CENTRA CARE COCOA		1,726	115	6%	1,841
MEDEXPRESS URGENT CARE - DELAND		1,691	131	7%	1,822
PROHEALTH		707	1,105	61%	1,812
FLORIDA FAMILY LABORATORY, INC DBA	3	1,672	126	7%	1,801
LABORATORY OF FLORIDA LLC	40	1,641	112	6%	1,793
BAPTIST HEALTH SOUTH FLORIDA - MIAMI BEACH URGENT CARE		1,545	247	14%	1,792
EMERALD COAST URGENT CARE, LLC	1	1,333	420	24%	1,754
EMERALD COAST URGENT CARE LLC		1,325	412	24%	1,737
MINUTECLINIC LLC # 0709		1,444	228	14%	1,672
NCF DIAGNOSTICS & DNA TECHNOLOGIES LAB	46	1,418	207	12%	1,671
ASSOCIATED PATHOLOGISTS, LLC	3	1,381	277	17%	1,661
GENUS3		1,593	64	4%	1,657
MEDEXPRESS PORT CHARLOTTE		1,528	128	8%	1,656
HEALTH FIRST ADVENTHEALTH CENTRA CARE MALABAR		1,505	135	8%	1,640
MEDEXPRESS URGENT CARE LEHIGH ACRES		1,474	164	10%	1,638
ADVENTIST HEALTH SYSTEMS SUNBELT IN DBA		1,541	92	6%	1,633
FLOWERS HOSPITAL		1,485	145	9%	1,630
JW PLASTIC SURGERY		1,368	237	15%	1,605

COVID-19: testing by laboratory

Data through Dec 28, 2020 verified as of Dec 29, 2020 at 09:25 AM

Data in this report are provisional and subject to change.

The numbers in the table below represent the number of Florida and non-Florida residents for whom test results were received by the Department of Health. A person can be tested by more than one laboratory and can have both positive and negative results. **Therefore, the sum of the numbers in each column will be larger than the total number of people tested.**

Reporting lab	Inconclusive	Negative	Positive	Percent positive	Total
MEDEXPRESS FORT MYERS		1,406	192	12%	1,598
TAMPA COMMUNITY HOSPITAL		1,342	254	16%	1,596
ADVENTHEALTH CENTRA CARE KIDS LAKE MARY		1,486	76	5%	1,562
OPTEO LABORATORY		1,521	33	2%	1,554
ADVENT HEALTH CENTRA CARE -WINTER PARK KIDS URGENT CARE		1,411	122	8%	1,533
PREMIER URGENT CARE OF BREVARD LLC		1,260	226	15%	1,486
VENTURE MEDICAL OF FLORIDA LLC		1,358	126	8%	1,484
MELBOURNE MEDICAL LABORATORY☐	2	1,285	184	13%	1,471
FLORIDA COMMUNITY HEALTH CENTER		1,196	258	18%	1,454
SPARROW HEALTHCARE	2	1,239	210	14%	1,451
MINUTECLINIC LLC #3631		1,222	215	15%	1,437
MINUTECLINIC LLC 5852		1,222	206	14%	1,428
BIOCERNA LLC	9	1,248	164	12%	1,421
NORTH SHORE LONG ISLAND JEWISH HEALTH		1,362	58	4%	1,420
PATIENTS CHOICE LABORATORIES		828	581	41%	1,409
MEDFAST URGENT CARE CENTERS LLC		102	1,307	93%	1,409
JACKSON HOSPITAL CLINICAL LABORATORY		1,206	193	14%	1,399
UHEALTH DEERFIELD BEACH/UMSYLVESTER DEERFIELD BEACH LABORATORY	3	1,341	53	4%	1,397
PARAMOUNT URGENT CARE - WINDERMERE		927	466	33%	1,393
MEDEXPRESS URGENT CARE - VERO BEACH		1,223	160	12%	1,383
ADVANCE MEDICAL OF NAPLES		309	1,066	78%	1,375
ASCENSION ST VINCENT'S - SOUTHSIDE		1,309	49	4%	1,358
FLORIDA MEDICAL CLINIC	2	742	600	45%	1,344
MARTIN HEALTH SYSTEM - ST LUCIE WEST		1,219	124	9%	1,343
LABTECH DIAGNOSTIC		1,086	247	19%	1,333
DYNIX DIAGNOSTIX		1,126	198	15%	1,324
DONALD W ROBERTSON DO PA		1,012	306	23%	1,318
BARDMOOR LABORATORY	6	1,110	172	13%	1,288
ARCPOINT LABS		771	514	40%	1,285
MEDEXPRESS URGENT CARE - CLEWISTON		1,106	177	14%	1,283
PARAMOUNT URGENT CARE - ORLANDO		893	387	30%	1,280
MEDONE PLLC		998	279	22%	1,277
IGENOMIX USA LLC	38	1,121	110	9%	1,269
MEDEXPRESS URGENT CARE CORAL SPRINGS		1,174	94	7%	1,268
NCH NORTHEAST	6	952	302	24%	1,260
ASSURANCE SCIENTIFIC LABORATORIES	1	1,003	251	20%	1,255
MC DIAGNOSTIC OF CONNECTICUT, PC #2220		1,068	183	15%	1,251
PARAMOUNT URGENT CARE - OVIEDO		825	414	33%	1,239
GESSLER CLINIC		739	486	40%	1,225
CLINICORE		1,124	91	7%	1,215
ACCESS MEDICAL LABS		746	448	38%	1,194
SHELL POINT NURSING PAVILION	1	1,157	35	3%	1,193
CAREFAST+		835	355	30%	1,190
UNIVERSITY OF ALABAMA AT BIRMINGHAM		1,143	27	2%	1,170
EMERGENCY PHYSICIANS MEDICAL CENTER		253	914	78%	1,167
ADVENTHEALTH CENTRA CARE		1,051	106	9%	1,157
CARENOW URGENT CARE		742	407	35%	1,149

COVID-19: testing by laboratory

Data through Dec 28, 2020 verified as of Dec 29, 2020 at 09:25 AM

Data in this report are provisional and subject to change.

The numbers in the table below represent the number of Florida and non-Florida residents for whom test results were received by the Department of Health. A person can be tested by more than one laboratory and can have both positive and negative results. **Therefore, the sum of the numbers in each column will be larger than the total number of people tested.**

Reporting lab	Inconclusive	Negative	Positive	Percent positive	Total
BAPTIST HEALTH SOUTH FLORIDA - COUNTRY WALK URGENT CARE EXPRESS		982	145	13%	1,127
MINUTECLINIC LLC #4415		913	208	19%	1,121
NYU HOSPITALS CENTER CLINICAL LABORATORIES		1,087	34	3%	1,121
ACCU REFERENCE MEDICAL LAB		724	390	35%	1,114
PATIENTS FIRST - THOMASVILLE ROAD		978	132	12%	1,110
TEMPUS CLINICAL LABORATORY	9	979	121	11%	1,109
CAPSTONE HEALTHCARE		782	327	29%	1,109
LEE HEALTH CONVENIENT CARE - PAGE FIELD		932	172	16%	1,104
ADVENT HEALTH - DADE CITY		987	106	10%	1,093
VERITAS GENETICS	58	928	101	9%	1,087
BAY MEDICAL CENTER SACRED HEART HEALTH SYSTEM		797	280	26%	1,077
VAVA PARTNERS LLC		436	628	59%	1,064
RAINBOW RIVER MEDICAL LABORATORY		977	82	8%	1,059
ADVENTHEALTH CENTRA CARE CONWAY		934	122	12%	1,056
PARRISH MEDICAL CENTER	1	940	114	11%	1,055
MINUTECLINIC LLC #5249		850	198	19%	1,048
PHARMCO RX	1	936	103	10%	1,040
AMELIA EXPRESS CARE		642	395	38%	1,037
BAPTIST HEALTH SOUTH FLORIDA - KEY BISCANE URGENT CARE EXPRESS		895	122	12%	1,017
LAB24 INC	3	348	665	65%	1,016
EPN URGENT CARE NAPLES	2	746	262	26%	1,010
TOM LEE COMMUNITY HEALTH CENTER		682	325	32%	1,007
PHYSICIANS PRIMARY CARE	2	854	141	14%	997
COASTAL LABORATORIES		779	214	22%	993
MEDEXPRESS URGENT CARE BOCA RATON		913	64	7%	977
MINUTECLINIC LLC #5253		830	122	13%	952
QUICK CARE MED PL	2	814	135	14%	951
VERITOR		821	117	12%	938
GENESIS LABORATORY MANAGEMENT	6	783	142	15%	931
ASCENSION SACRED HEART - GULF		722	208	22%	930
VRL EUROFINs - DALLAS		913	13	1%	926
MINUTECLINIC LLC #3463		792	132	14%	924
NORTH FLORIDA PEDIATRICS-TALLAHASSEE		840	65	7%	905
BAYFRONT HEALTH - CITRUS HILLS		762	142	16%	904
MINUTECLINIC LLC #5854		768	132	15%	900
PHYSICIAN ASSOCIATES		811	77	9%	888
MEDEXPRESS URGENT CARE - JAX ATLANTIC BLVD		800	85	10%	885
GENE TOX WORLDWIDE	60	720	98	11%	878
FAST TRACK URGENT CARE CENTER		4	874	100%	878
PRIMEHEALTH URGENT CARE INC		743	132	15%	875
AMELIA EXPRESS CARE LLC		765	100	12%	865
HOLIDAY CVS LLC DBA CVSPHARMACY #5155		835	27	3%	862
STEWART REFERENCE LABORATORY	1	539	308	36%	848
MINUTECLINIC LLC #5190		704	125	15%	829
PEDIATRIC HEALTH CARE ALLIANCE - NORTHDALe		762	64	8%	826
HISTOPATHOLOGY SERVICES, LLC		729	91	11%	820
FLORIDA HOSPITAL ORLANDO		743	74	9%	817

COVID-19: testing by laboratory

Data through Dec 28, 2020 verified as of Dec 29, 2020 at 09:25 AM

Data in this report are provisional and subject to change.

The numbers in the table below represent the number of Florida and non-Florida residents for whom test results were received by the Department of Health. A person can be tested by more than one laboratory and can have both positive and negative results. **Therefore, the sum of the numbers in each column will be larger than the total number of people tested.**

Reporting lab	Inconclusive	Negative	Positive	Percent positive	Total
LAKE WALES MEDICAL CENTER INC		725	91	11%	816
PENSACOLA PEDIATRICS PA	1	707	102	13%	810
MINI ER WATERFORD LAKES, THE		703	103	13%	806
LENCO MEDICAL LABORATORY		778	26	3%	804
ASCENSION ST VINCENT'S - CLAY		775	29	4%	804
NITE LITE PEDIATRICS		230	562	71%	792
SOLARIS HEALTHCARE PALATKA		777	14	2%	791
PHAROS HEALTH		623	167	21%	790
STAGEZERO LIFE SCIENCES INC	1	725	59	8%	785
ELLENTON URGENT CARE		572	212	27%	784
PARAMOUNT URGENT CARE VILLAGES		506	277	35%	783
ST ANNES NURSING CENTER		763	16	2%	779
MINUTECLINIC LLC #7886		685	83	11%	768
UHEALTH CLINIC AT WALGREENS		628	135	18%	763
BAPTIST HEALTHCARE - JAY HOSPITAL		596	165	22%	761
MACDILL AIR FORCE BASE		709	51	7%	760
ACCESS POINT HEALTHCARE URGENT & PRIMARY CARE		562	183	25%	745
WHITE WILSON MEDICAL CENTER		86	652	88%	738
DYNIX DIAGNOSTICS	2	522	211	29%	735
PRO CLINIC		610	116	16%	726
CENTRA CARE		443	282	39%	725
SMA LAB		653	68	9%	721
DEPARTMENT OF CLINICAL LABS		707	13	2%	720
NONE		308	412	57%	720
CAREFAST MURABELLA		501	215	30%	716
CHARLES AIESI CONSULTING INC	1	639	75	10%	715
DISNEY COVID TEST SITE		703	9	1%	712
DOC SMILEYS URGENT CARE LLC		566	141	20%	707
ADVENT HEALTH LAB - ORLANDO		430	276	39%	706
NAPLES URGENT CARE	1	452	253	36%	706
ED FRASER MEMORIAL HOSPITAL		543	155	22%	698
PRIMARY CARE OF THE TREASURE COAST		617	79	11%	696
BAPTIST HEALTH EMERGENCY CENTER AT WEST CORAL WAY		532	163	23%	695
PREMIER MEDICAL LABORATORY SERVICES	1	463	222	32%	686
EUROFINS NTD, LLC		641	35	5%	676
COASTAL PEDIATRIC GROUP		593	80	12%	673
MINI ER ADULT AND PEDIATRIC URGENT CARE		574	98	15%	672
TYNDALL AIR FORCE BASE		529	136	20%	665
VENICE REGIONAL MEDICAL CENTER		573	86	13%	659
NCH HEALTHCARE SYSTEM MICROBIOLOGY LAB		1	652	100%	653
WILLOWBROOKE COURT AT EDGEWATER POINTE ESTATES		645	8	1%	653
CENTRA CARE - SOUTH ORANGE		476	175	27%	651
MINUTECLINIC LLC #5069		561	88	14%	649
MAVERICK LABS		456	186	29%	642
MARION E FETHER MEDICAL CENTER, THE		590	47	7%	637
BROWNWOOD CARE CENTER		552	77	12%	629
BAPTIST HEALTH - MD ANDERSON CANCER CENTER		620	4	1%	624

COVID-19: testing by laboratory

Data through Dec 28, 2020 verified as of Dec 29, 2020 at 09:25 AM

Data in this report are provisional and subject to change.

The numbers in the table below represent the number of Florida and non-Florida residents for whom test results were received by the Department of Health. A person can be tested by more than one laboratory and can have both positive and negative results. **Therefore, the sum of the numbers in each column will be larger than the total number of people tested.**

Reporting lab	Inconclusive	Negative	Positive	Percent positive	Total
THE HEALTH CENTER OF PLANT CITY		616	7	1%	623
MINUTECLINIC, LLC DBA MINUTECLINIC #4717		606	15	2%	621
NEIGHBORHOOD MEDICAL CENTER INC	9	563	48	8%	620
MINUTECLINIC LLC #3705		554	62	10%	616
HOLY CROSS HOSPITAL		12	596	98%	608
FLAGLER HOSPITAL	8	29	569	94%	606
VITAS HEALTHCARE CORPORATION OF FLA		600	3	0%	603
ADVENT HEALTH CENTRA CARE - MOUNT DORA		276	325	54%	601
PATIENTS FIRST - MAHAN DRIVE		164	435	73%	599
CVS HEALTH		432	166	28%	598
DOCTOR'S MEMORIAL HOSPITAL		464	130	22%	594
PARAMOUNT URGENT CARE INC		244	346	59%	590
BOND URGENT CARE LLC		437	147	25%	584
Victoria Nursing and Rehabilitation Center		545	37	6%	582
TREASURE COAST MEDICAL ASSOCIATES INC		450	129	22%	579
PALM HARBOR PHARMACY		495	83	14%	578
DR G'S URGENT CARE		502	75	13%	577
ADVENT HEALTH CENTRA CARE - WATERFORD LAKES		481	94	16%	575
POINT OF CARE TESTING SITE		550	23	4%	573
HOLMES REG MED CENTER CLINICAL LAB		489	83	15%	572
PARAMOUNT URGENT CARE - CLERMONT		426	144	25%	570
Tampa Lakes Health and Rehabilitation Center	2	500	65	11%	567
SANTA ROSA MEDICAL GROUP		462	98	18%	560
Community_Health		447	110	20%	557
NCHMD INC		447	105	19%	552
LEE COUNTY EMERGENCY MEDICAL SERVICE		480	71	13%	551
MEDICAL FP – WHOLE FAMILY HEALTH CENTER		438	112	20%	550
ADDICTION LABS OF AMERICA	2	508	39	7%	549
VETERANS AFFAIRS MEDICAL CENTER - JAMES A HALEY			549	100%	549
MINUTECLINIC LLC		479	69	13%	548
VITAE DIAGNOSTICS		534	13	2%	547
KENDALL HEALTHCARE PROPERTIES DBA	2	526	18	3%	546
LABORATORY SPECIALISTS OF MICHIGAN		378	167	31%	545
PALACE NURSING HOME & REHAB CENTER		538	5	1%	543
TACACHALE CLINICAL LABORATORY		522	21	4%	543
MANOR PINES CONVALESCENT CENTER LLC	1	526	15	3%	542
MOUNT SINAI LABORATORY		521	21	4%	542
MINUTECLINIC LLC #5214		494	40	7%	534
NCF DIAGNOSTICS & DNA TECHNOLOGIES	15	199	318	60%	532
ECCOLAB GROUP	1	143	387	73%	531
COVANCE CLINICAL RESEARCH UNIT INC		523	8	2%	531
HOLMES REGIONAL MEDICAL CENTER		5	526	99%	531
The Sands at South Beach		526	4	1%	530
PRIMARY CARE SERVICES AT INDIAN RIVER ESTATES		520	8	2%	528
UNIVERSITY OF WEST FLORIDA STUDENT HEALTH SERVICES	1	434	92	17%	527
MINUTECLINIC LLC #3662		461	66	13%	527
TENNESSEE DOH - NASHVILLE	2	466	58	11%	526

COVID-19: testing by laboratory

Data through Dec 28, 2020 verified as of Dec 29, 2020 at 09:25 AM

Data in this report are provisional and subject to change.

The numbers in the table below represent the number of Florida and non-Florida residents for whom test results were received by the Department of Health. A person can be tested by more than one laboratory and can have both positive and negative results. **Therefore, the sum of the numbers in each column will be larger than the total number of people tested.**

Reporting lab	Inconclusive	Negative	Positive	Percent positive	Total
NORTH FLORIDA PEDIATRICS - LAKE CITY		370	153	29%	523
ST JOHN'S NURSING CENTER		514	8	2%	522
NORTH SHORE LIJ URGENT CARE PC		496	26	5%	522
SOUTHEAST ALABAMA MEDICAL CENT		471	49	9%	520
MINUTECLINIC LLC # 0514		470	50	10%	520
GENEIQ		491	27	5%	518
SEBASTIAN RIVER MEDICAL CENTER	2	401	114	22%	517
MINUTE CLINIC LLC		455	62	12%	517
SHORELINE PHYSICIAN GROUP		333	183	35%	516
OPTUM LABS LLC		414	99	19%	513
COASTAL URGENT CARE		403	100	20%	503
CREEKSIDE CARE CENTER	1	417	84	17%	502
NORTH OKALOOSA MEDICAL CENTER		257	244	49%	501
PATIENTS FIRST LAKE ELLA MEDICAL CENTER		452	48	10%	500
MINUTECLINIC LLC # 3579		437	63	13%	500
MOLECULAR INFECTIOUS DISEASES		492	7	1%	499
GULF COAST MOLECULAR LABORATORIES	11	414	73	15%	498
JOHN KNOX VILLAGE HEALTH CENTER		489	8	2%	497
TREE HOUSE PEDIATRICS PLLC		451	46	9%	497
GULF COAST VILLAGE		472	25	5%	497
BRASHEAR'S VITAL CARE CORP		289	204	41%	493
CLINICAL PATHOLOGY LABS		386	106	22%	492
GOLDEN GLADES NURSING & REHABILITATION CTR		482	6	1%	488
MINUTECLINIC LLC #7887		439	47	10%	486
VETERANS AFFAIRS MEDICAL CENTER - BAY PINES		17	465	96%	482
VILLA MARIA NURSING & REHAB CENTER INC	1	469	11	2%	481
MID-FLORIDA PATHOLOGY		385	96	20%	481
DAVITA LABORATORY		426	55	11%	481
MEDICAL VB		368	111	23%	479
PALM GARDEN OF PORT SAINT LUCIE		474	5	1%	479
LIFE CARE CENTER OF NEW PORT RICHEY		447	29	6%	476
C.W. BILL YOUNG VA MEDICAL CENTER		17	457	96%	474
KEYS AHEC SCHOOL MEDICAL CLINIC	6	407	57	12%	470
LIFE CARE CENTER OF ORANGE PARK		456	9	2%	465
MINUTECLINIC LLC #1055		364	99	21%	463
MEDRITE MEDICAL CARE, PC	221	216	25	5%	462
MINUTECLINIC LLC #1771		396	62	14%	458
Signature HealthCare Center of Waterford		445	12	3%	457
CLARITY LABS		394	62	14%	456
JACKSON MEMORIAL LONG TERM CARE CENTER		446	10	2%	456
LIFE CARE CENTER OF HILLIARD		445	9	2%	454
ALTRU DIAGNOSTICS INC	2	427	25	6%	454
INTEGRITY LABORATORIES, LLC	1	356	97	21%	454
WOODLANDS MEDICAL SPECIALISTS		346	106	23%	452
ANY LAB TEST NOW	1	310	140	31%	451
MINUTECLINIC LLC # 3686		380	70	16%	450
INTERLACHEN PEDIATRICS		426	20	4%	446

COVID-19: testing by laboratory

Data through Dec 28, 2020 verified as of Dec 29, 2020 at 09:25 AM

Data in this report are provisional and subject to change.

The numbers in the table below represent the number of Florida and non-Florida residents for whom test results were received by the Department of Health. A person can be tested by more than one laboratory and can have both positive and negative results. **Therefore, the sum of the numbers in each column will be larger than the total number of people tested.**

Reporting lab	Inconclusive	Negative	Positive	Percent positive	Total
MINUTECLINIC, LLC (CLINIC 10699)		386	60	13%	446
MINUTECLINIC LLC #8396		390	54	12%	444
CLEWISTON NURSING AND REHABILITATION CENTER		439	4	1%	443
FISHERMENS HOSPITAL CLINICAL LAB		408	34	8%	442
CONSULATE HEALTH CARE OF NEW PORT RICHEY		433	9	2%	442
NEW YORK HOSPITAL LABORATORIES	1	429	11	2%	441
MEMORIAL PEMBROKE 24/7 CARE CENTER		337	102	23%	439
ARCPOINT LABS OF CORAL SPRINGS FL		405	33	8%	438
EDEN SPRINGS NURSING AND REHAB CENTER		365	71	16%	436
FLORIDA DEPARTMENT OF HEALTH IN POLK COUNTY	2	345	87	20%	434
NORTH FLORIDA PEDIATRICS PA - SUWANNEE		349	83	19%	432
AVECINA MEDICAL JULINGTON	1	240	189	44%	430
EMERALD SHORES HEALTH AND REHABILITATION		353	77	18%	430
MIAMI JEWISH HEALTH SYSTEMS		416	14	3%	430
CONSULATE HEALTHCARE OF VERO BEACH	12	401	17	4%	430
MINUTECLINIC LLC #7173		386	43	10%	429
ST CLOUD REGIONAL MEDICAL CENTER CLINICAL LAB		378	50	12%	428
SMA SPECIALTY MEDICAL LAB		115	311	73%	426
JACKSON MEMORIAL PERDUE MEDICAL CENTER		412	13	3%	425
MYTEST DIAGNOSTICS		395	29	7%	424
ADVENT HEALTH CENTRA CARE - PORT ORANGE		29	394	93%	423
RIVER GARDEN HEBREW HOME FOR THE AGED		377	45	11%	422
THERADOC		152	269	64%	421
GARCIA CLINICAL LABORATORY		28	392	93%	420
PROJECT HEALTH, INC SUMTERVILLE	5	351	62	15%	418
ENZO CLINICAL LABS INC	1	401	15	4%	417
MINUTECLINIC LLC #3635		377	40	10%	417
FLO-MEDILAB SERVICES LLC		186	231	55%	417
NEW PLANT CITY FAMILY CARE	1	221	193	47%	415
LEHIGH REGIONAL MEDICAL CENTER LAB		371	41	10%	412
FOUNTAIN MANOR HEALTH AND REHAB CENTER	1	398	13	3%	412
MINUTECLINIC LLC #1067		359	53	13%	412
Good Samaritan Society Kissimmee Village		353	58	14%	411
MINUTECLINIC LLC #1821		369	41	10%	410
PALM GARDEN OF VERO BEACH		382	26	6%	408
SOUTHERN OAKS CARE CENTER	1	386	20	5%	407
HEALTH CENTER AT BRENTWOOD	1	372	31	8%	404
THE PRESERVE		400	4	1%	404
VETERANS AFFAIRS MEDICAL CENTER		40	362	90%	402
MINUTECLINIC LLC #3291		361	40	10%	401
ADVENT HEALTH CENTRA CARE - WINTER PARK		260	139	35%	399
FORT MYERS INTERNAL MEDICINE, LLC		366	33	8%	399
HMA SANTA ROSA MEDICAL CENTER LLC DBA		315	83	21%	398
TIDE LABORATORIES		356	42	11%	398
LAKELAND REGIONAL HEALTH - PWC/OB		35	362	91%	397
MINI ER AND URGENT CARE		289	105	27%	394
SPECTOR SCIENTIFIC LAB	1	188	205	52%	394

COVID-19: testing by laboratory

Data through Dec 28, 2020 verified as of Dec 29, 2020 at 09:25 AM

Data in this report are provisional and subject to change.

The numbers in the table below represent the number of Florida and non-Florida residents for whom test results were received by the Department of Health. A person can be tested by more than one laboratory and can have both positive and negative results. **Therefore, the sum of the numbers in each column will be larger than the total number of people tested.**

Reporting lab	Inconclusive	Negative	Positive	Percent positive	Total
INTELEX LABS, LLC		377	16	4%	393
HILLCREST HEALTH CARE & REHABILITATION CENTER		382	8	2%	390
BARBER		13	376	97%	389
THE PALACE AT HOMESTEAD	1	375	12	3%	388
LAUDERDALE NURSING CENTER LLC	1	373	10	3%	384
Point of Care Testing	1	105	278	72%	384
PALM GARDEN OF JACKSONVILLE	2	338	42	11%	382
NCH HEALTHCARE BONITA		275	104	27%	379
MED FAST URGENT CARE CENTER		130	249	66%	379
THE MANOR AT BLUE WATER BAY		345	34	9%	379
Crestview Rehabilitation Center	3	252	123	33%	378
WILLOW BROOKE COURT AT INDIAN RIVER ESTATES		343	34	9%	377
BAYA PHARMACY WEST		8	368	98%	376
MANOR AT CARPENTERS		355	21	6%	376
NEW YORK PRESBYTERIAN - CUMC CLINICAL		357	16	4%	373
INTERLACHEN PEDIATRICS PA		355	18	5%	373
URGENT CARE BETHESDA	1	318	52	14%	371
MINUTECLINIC LLC #3671		329	42	11%	371
MEDONE URGENT CARE CENTER		149	222	60%	371
HENDRY REGIONAL MEDICAL CENTER		107	263	71%	370
PRIMARY CARE SERVICES AT ST ANDREWS ESTATES		370			370
MOORINGS PARK INSTITUTE, INC, THE		357	12	3%	369
HARTS HARBOR HEALTH CARE CENTER		366	3	1%	369
WEST GABLES HEALTH CARE CENTER		360	8	2%	368
VALENCIA HILLS HEALTH AND REHABILITATION CENTER		360	8	2%	368
Colonial Lakes Health Care		362	6	2%	368
ETHOS WELLNESS PHARMACY		342	25	7%	367
PENSACOLA PEDIATRICS	1	252	112	31%	365
ADVENT HEALTH - TAMPA		148	217	59%	365
Williston Care Center		355	7	2%	362
Plantation Bay Rehabilitation Center		356	6	2%	362
BROAD INSTITUTE CLINICAL SEQUENCING RESEARCH PLATFORM	1	354	7	2%	362
FLORIDA DEPT OF HEALTH IN BREVARD COUNTY	3	305	54	15%	362
MINUTECLINIC LLC # 3930		321	39	11%	360
CLIFFORD CHESTER SIMS STATE VETERANS		352	5	1%	357
INFORM DIAGNOSTICS		349	6	2%	355
Santa Rosa Center for Rehabilitation and Healing		305	49	14%	354
FAIR HAVENS CENTER, OPCO		349	5	1%	354
NAVAL HOSPITAL - JACKSONVILLE		41	312	88%	353
MINUTECLINIC LLC #3814		285	67	19%	352
ADVENT HEALTH CENTRA CARE - LAKE MARY	2	99	249	71%	350
BAYSHORE DIAGNOSTICS		309	40	11%	349
PROHEALTH MEDICAL CLINIC		62	286	82%	348
SANFORD LABORATORIES		325	23	7%	348
NORTHEAST FLORIDA NEUROLOGY CLINICS, INC		297	50	14%	347
MINUTECLINIC LLC		312	35	10%	347
PALM GARDEN OF OCALA		330	16	5%	346

COVID-19: testing by laboratory

Data through Dec 28, 2020 verified as of Dec 29, 2020 at 09:25 AM

Data in this report are provisional and subject to change.

The numbers in the table below represent the number of Florida and non-Florida residents for whom test results were received by the Department of Health. A person can be tested by more than one laboratory and can have both positive and negative results. **Therefore, the sum of the numbers in each column will be larger than the total number of people tested.**

Reporting lab	Inconclusive	Negative	Positive	Percent positive	Total
BALDOMERO LOPEZ STATE VETERANS NURSING HOME	2	343	1	0%	346
PARKLANDS FACILITY INC	4	337	4	1%	345
CITY MEDICAL OF NEW JERSEY, PC		314	31	9%	345
MINUTECLINIC LLC #3003		275	69	20%	344
LIFE CARE CENTER OF PENSACOLA		331	13	4%	344
PALM BAY HOSPITAL CLINICAL LABORATORY		177	166	48%	343
KETAMINE HEALTH CENTERS LLC		315	27	8%	342
BALDWIN PEDIATRICS	1	324	17	5%	342
UR MEDICINE LABS- CENTRAL LABORATORY		327	14	4%	341
ST ANDREWS BAY SKILLED NURSING &		336	5	1%	341
MINUTECLINIC LLC #4458		282	58	17%	340
SELECT REFERENCE LABORATORIES, LLC	1	326	12	4%	339
MY CLINICAL LAB		224	115	34%	339
VETERANS AFFAIRS MEDICAL CENTER - GAINESVILLE		2	336	99%	338
FAMILY HEALTH CENTERS OF SWF LABS	2	280	54	16%	336
MEDONE URGENT CARE AT ST. AUGUSTINE		111	224	67%	335
NORTH FLORIDA REHABILITATION & SPECIALTY CARE☐		332	3	1%	335
GENESIS DIAGNOSTICS		234	101	30%	335
MINUTECLINIC, LLC #4015		262	73	22%	335
GROWING TOGETHER PEDIATRICS LLC		309	25	7%	334
CRUCIAL CARE EMERGENCY MEDICINE DOCTORS		273	60	18%	333
HARBOUR HEALTH CENTER		328	4	1%	332
MIDWAY SPECIATLY CARE CENTER		205	126	38%	331
VRL EUROFINs		320	10	3%	330
READY RESPONDERS FLORIDA, PLLC		279	50	15%	329
SIPARADIGM, DIAGNOSTIC INFORMATICS		273	56	17%	329
DOCTORS CENTER,THE		259	69	21%	328
FIU-HEALTH AUXILIARY LABORATORY		302	26	8%	328
SOLARIS HEALTHCARE CHARLOTTE HARBOR		314	14	4%	328
NORTH PINELLAS STATMED QUICK QUALITY CLINICS		236	92	28%	328
FERNANDINA BEACH REHAB AND NURSING	1	324	2	1%	327
INDIAN RIVER CTR, LLC		297	30	9%	327
TRI-COUNTY NURSING AND REHABILITATION CENTER INC		311	15	5%	326
PEDIATRIC HEALTHCARE ALLIANCE PA		298	27	8%	325
MINUTECLINIC LLC #476		275	50	15%	325
DOH - INDIAN RIVER		267	56	17%	323
USAFSAM/PHE		173	150	46%	323
NORTH FLORIDA PEDIATRICS PA		278	44	14%	322
Stacey Health Care Centers Inc. dba Riverside Care Center		302	20	6%	322
NSPIRE HEALTHCARE MIAMI LAKES	3	308	9	3%	320
ADVENTHEALTH EXPRESS CARE		153	166	52%	319
MIDWAY SPECIALTY CARE CENTER	3	202	113	36%	318
PHYSICIANS PRIMARY CARE LAB		277	41	13%	318
PEDIATRICS OF CENTRAL FLORIDA PA	9	287	20	6%	316
MINUTECLINIC LLC #7973		276	40	13%	316
CORE DIAGNOSTIC LABORATORIES LLC		236	79	25%	315
TREASURE COAST COMMUNITY HEALTH	3	278	34	11%	315

COVID-19: testing by laboratory

Data through Dec 28, 2020 verified as of Dec 29, 2020 at 09:25 AM

Data in this report are provisional and subject to change.

The numbers in the table below represent the number of Florida and non-Florida residents for whom test results were received by the Department of Health. A person can be tested by more than one laboratory and can have both positive and negative results. **Therefore, the sum of the numbers in each column will be larger than the total number of people tested.**

Reporting lab	Inconclusive	Negative	Positive	Percent positive	Total
SIGNATURE HEALTHCARE OF BROOKWOOD GARDENS		313	1	0%	314
CITRUS NURSING CENTER LLC		299	15	5%	314
ABBEY DELRAY		311	3	1%	314
GOLDEN GATE FAMILY CLINIC		83	230	73%	313
RUSKIN HEALTH CENTER		203	109	35%	312
GENESIS MEDICAL LABORATORY MIAMI FL.		83	229	73%	312
MAYFLOWER ASSISTED LIVING		311	1	0%	312
MANOR CARE HEALTH SERVICES - FT MYERS		302	9	3%	311
ADVENT HEALTH CENTRA CARE - LEESBURG		13	297	96%	310
FLORIDA HOSPITAL WAUCHULA		206	102	33%	308
HENDRY REGIONAL MEDICAL CENTER CLINICAL LABORATORY		203	104	34%	307
MINUTECLINIC LLC #4024		266	40	13%	306
BLOUNTSTOWN REHABILITATION CENTER LLC		212	94	31%	306
MEDSCAN LABORATORY INC	1	161	144	47%	306
FLORIDA HOSPITAL MEDICAL GROUP		242	64	21%	306
VILLAGE AT VIENNA SQUARE,THE	6	294	5	2%	305
MEDEXPRESS LUTZ		3	302	99%	305
MINUTECLINIC LLC, #10357		303	1	0%	304
APP-UNIPATH, LLC	2	290	12	4%	304
MINUTECLINIC LLC #7225		261	41	14%	302
PALM GARDEN OF TAMPA		299	2	1%	301
CORAL TRACE HEALTH CARE	1	295	5	2%	301
FLORIDA GULF COAST UNIVERSITY		151	149	50%	300
CATALYST WALK IN CLINIC		223	76	25%	299
BOND AND STEELE CLINIC PA		170	129	43%	299
ADVENT HEALTH CENTRA CARE - PALM COAST		41	257	86%	298
ADVENT HEALTH CENTRA CARE - TITUSVILLE		56	241	81%	297
Palmetto Subacute Care Center		290	7	2%	297
CYPRESS VILLAGE		287	10	3%	297
BUENA VISTA URGENT CARE		264	32	11%	296
ASAP LAB LLC		198	98	33%	296
CONSULATE HEALTH CARE OF BAYONET POINT	3	288	5	2%	296
MANOR OAKS NURSING & REHAB CENTER	1	293	1	0%	295
MINUTECLINIC, LLC #3204		244	49	17%	293
EAST LAKE PEDIATRICS		238	54	18%	292
MINUTECLINIC LLC #3285		257	35	12%	292
NORTHWEST MEDICAL CENTER CLINICAL LABORATORY		175	116	40%	291
HAINES CITY REHABILITATION AND NURSING CENTER		280	11	4%	291
CORAL BAY HEALTHCARE AND REHABILITATION	1	286	3	1%	290
RICARDO NAVARRO DO PA		268	22	8%	290
ARCPOINTS LABS		254	35	12%	289
AUBURN UNIVERSITY MEDICAL CLINIC		227	62	21%	289
BAPTIST PRIMARY CARE	2	230	56	19%	288
Life Care Center of Ocala		277	11	4%	288
MINUTECLINIC LLC #3257		223	63	22%	286
SPECIALTY HEALTH AND REHABILITATION CENTER		260	24	8%	284
LIFEBRITE	1	118	164	58%	283

COVID-19: testing by laboratory

Data through Dec 28, 2020 verified as of Dec 29, 2020 at 09:25 AM

Data in this report are provisional and subject to change.

The numbers in the table below represent the number of Florida and non-Florida residents for whom test results were received by the Department of Health. A person can be tested by more than one laboratory and can have both positive and negative results. **Therefore, the sum of the numbers in each column will be larger than the total number of people tested.**

Reporting lab	Inconclusive	Negative	Positive	Percent positive	Total
FLAGLER COUNTY HEALTH DEPARTMENT		243	39	14%	282
LAKELAND REGIONAL HEALTH SYSTEMS INC		16	266	94%	282
Life Care Center at Wells Crossing		267	15	5%	282
BOCA BIOLISTICS REFERENCE LABORATORY	2	185	95	34%	282
DELTONA HEALTH CARE		259	22	8%	281
BIOCEPT		264	16	6%	280
ORLANDO HEALTH CENTER FOR REHABILITATION		274	6	2%	280
PALM GARDEN OF GAINESVILLE	2	275	2	1%	279
Ocala Health and Rehabilitation Center		271	6	2%	277
PRUITT HEALTH-SANTA ROSA		275	2	1%	277
MEDFAST URGENT CARE CENTERS		8	268	97%	276
Quest Diag Unspecifd		177	98	36%	275
VETERANS AFFAIRS MEDICAL CENTER - LAKE CITY		52	223	81%	275
PHYSICIANS REGIONAL WALK-IN		184	91	33%	275
PALMS OF SEBRING		257	17	6%	274
XYZ LABORATORY	2	246	26	9%	274
MINUTECLINIC LLC #3654		233	40	15%	273
WESTCHESTER GARDENS LIMITED PARTNERSHIP		268	5	2%	273
MAIN STREET MEDICAL CENTER		9	264	97%	273
FLORIDA HOSPITAL HEARTLAND MED CTR LAKE PLACID		202	71	26%	273
ROLLINS COLLEGE WELLNESS CENTER		130	142	52%	272
ORCHARD PARK HEALTH & REHABILITATION		269	2	1%	271
CAPE CANAVERAL HOSPITAL		131	139	51%	270
SPRING HILL HEALTH AND REHABILITATION CENTER		256	13	5%	269
MEDFAST URGENT CARE CENTER		82	187	70%	269
MINUTECLINIC LLC #4201		239	30	11%	269
COASTAL PHYSICIANS, LLC		199	68	25%	267
GOOD SAMARITAN SOCIETY-DAYTONA		262	5	2%	267
BRIDGEWATER PARK HEALTH AND REHAB		257	10	4%	267
AVELLINO LAB USA, INC	1	255	9	3%	265
NCHMD, INC SOUTHEAST IMMEDIATE CARE		201	63	24%	264
FLORIDA DEPARTMENT OF HEALTH CLAY COUNTY		181	82	31%	263
CARENOW URGENT CARE - FORT PIERCE		173	89	34%	262
SPRINGTREE REHAB & HEALTH CARE CENTER		253	8	3%	261
AURORA DIAGNOSTICS BERNHARDT LABORATORIES PATHOLOGY SERVICE		190	71	27%	261
CLIFFORD CHESTER SIMS VA NURSING HOME		251	9	3%	260
CONSULATE HEALTHCARE OF KISSIMMEE		247	12	5%	259
BENTON PEDIATRICS INC		236	23	9%	259
FLORIDA WOMAN CARE LABORATORY LLC		232	26	10%	258
URGENT CARE OF THE PALM BEACHES		3	254	99%	257
BAY VILLAGE OF SARASOTA INC		254	2	1%	256
HOMESTEAD MANOR	2	214	39	15%	255
LPG COCONUT POINT		215	40	16%	255
QUALITOX LABORATORIES		105	149	59%	254
ASCEND CLINICAL	2	232	20	8%	254
MEDICAL CENTER CLINIC-IMMEDIATE CARE	1	208	45	18%	254
AMERICA'S PHARMACY LLC		222	32	13%	254

COVID-19: testing by laboratory

Data through Dec 28, 2020 verified as of Dec 29, 2020 at 09:25 AM

Data in this report are provisional and subject to change.

The numbers in the table below represent the number of Florida and non-Florida residents for whom test results were received by the Department of Health. A person can be tested by more than one laboratory and can have both positive and negative results. **Therefore, the sum of the numbers in each column will be larger than the total number of people tested.**

Reporting lab	Inconclusive	Negative	Positive	Percent positive	Total
GANDY CROSSING CARE CENTER	1	240	12	5%	253
ADVENTHEALTH MEDICAL GROUP PROMPT CARE		190	62	25%	252
BUFFALO CROSSING HEALTHCARE & REHABILITATION CTR		247	5	2%	252
CHILDRENS MEDICAL ASSOCIATION		229	22	9%	251
KEY WEST HEALTH AND REHAB	1	245	5	2%	251
SHORE ACRES CARE CENTER		243	8	3%	251
Timberridge Center for Rehabilitation and Healing		227	23	9%	250
LITTLE PINE PEDIATRICS		158	91	37%	249
ST JUDE CHILDREN'S RESEARCH HOSPITAL		237	12	5%	249
Manatee Springs Rehabilitation and Nursing Center		237	12	5%	249
VITAS LUTHERAN TOWERS INPATIENT PROGRAM		242	6	2%	248
24 HOUR PEDIATIC CARE CENTER	1	229	18	7%	248
Cypress Cove Care Center		171	77	31%	248
VILLAGE DOCTORS FAMILY MEDICAL CENTER OF		197	50	20%	247
MARTIN MEMORIAL MEDICAL CENTER LAB		128	118	48%	246
SHELL POINT VILLAGE MEDICAL CENTER		246			246
BLUE MED CONSULTANTS		238	7	3%	245
CONSULATE HEALTH CARE OF SAFETY HARBOR		242	3	1%	245
CLARIDGE HOUSE NURSING CENTER		233	12	5%	245
LabCorp (Non-Interfaced)	1	109	134	55%	244
ADVENT HEALTH CENTRA CARE - ORMOND BEACH		98	146	60%	244
LIFE CARE PONTE VEDRA INC		240	3	1%	243
ROSEWOOD HEALTHCARE & REHABILITATION CENTER		239	4	2%	243
OCEAN VIEW NURSING AND REHAB CENTER		232	10	4%	242
MANORCARE HEALTH SERVICES - VENICE		196	46	19%	242
AVENTURA REHAB AND NURSING CENTER		238	3	1%	241
MICHAEL A MIDDLETON MD PA□		233	8	3%	241
GOOD SAMARITAN CARES		236	5	2%	241
SUWANNEE HEALTH AND REHABILITATION CENTER		237	4	2%	241
MANOR CARE NURSING CENTER OF SARASOTA FL LLC□		236	5	2%	241
FAIRWAY OAKS CENTER LLC	5	230	5	2%	240
Marshall Health and Rehabilitation Center		237	2	1%	239
J AND G MEDICAL GROUP LLC		209	30	13%	239
ADVENT HEALTH CENTRA CARE - ALTAMONTE SPRINGS		145	94	39%	239
SOLARIS HEALTHCARE PARKWAY	1	236	2	1%	239
DIAMOND RIDGE HEALTH AND REHABILITATION CENTER		222	15	6%	237
ADVENT HEALTH CENTRA CARE - UNIVERSITY	1	95	140	59%	236
BROWARD NURSING & REHABILITATION CTR	8	226	2	1%	236
HOPE HOSPICE AND COMMUNITY SERVICES INC	6	224	6	3%	236
MALABAR/ADVENT CENTRA CARE		47	188	80%	235
LAKE EUSTIS HEALTH AND REHABILITATION CENTER		234	1	0%	235
HARDEE MANOR HEALTH CARE CENTER	1	232	2	1%	235
HERON POINTE HEALTH AND REHABILITATION	1	234			235
SIGNATURE HEALTHCARE OF NORTH FLORIDA		232	2	1%	234
PREMIER PLACE AT THE GLENVIEW		227	7	3%	234
FL HUD DESTIN, LLC D/B/A GRAND BOULEVARD HEALTH		206	27	12%	233
MEMPHIS PATHOLOGY LABORATORY	4	212	17	7%	233

COVID-19: testing by laboratory

Data through Dec 28, 2020 verified as of Dec 29, 2020 at 09:25 AM

Data in this report are provisional and subject to change.

The numbers in the table below represent the number of Florida and non-Florida residents for whom test results were received by the Department of Health. A person can be tested by more than one laboratory and can have both positive and negative results. **Therefore, the sum of the numbers in each column will be larger than the total number of people tested.**

Reporting lab	Inconclusive	Negative	Positive	Percent positive	Total
KISSIMMEE FACILITY OPERATIONS LLC		225	7	3%	232
VITAS HEALTHCARE CORP OF CENTRAL FL		228	4	2%	232
renaissance health and rehabilitation center		229	2	1%	231
Vi at Lakeside Village Skilled Nursing		228	2	1%	230
Fernandina Beach Rehabilitation and Nursing Center		230			230
ROSEWOOD HEALTH AND REHABILITATION CENTER		224	5	2%	229
OAK HAMMOCK AT THE UNIVERSITY OF FLORIDA		223	6	3%	229
REGENTS PARK AT AVENTURA		221	7	3%	228
TAMARAC REHABILITATION & HEALTH CENTER		227			227
ADVENT HEALTH CENTRA CARE - COLONIAL TOWN	1	175	51	22%	227
SEA BREEZE REHAB AND NURSING CENTER		224	3	1%	227
MINUTECLINIC LLC #5216		196	31	14%	227
Bay Breeze Senior Living and Rehabilitation Center		181	46	20%	227
EAST LAKE PEDIATRICS PA		210	17	7%	227
PHYSICIANS STAT LAB INC		193	33	15%	226
Solaris HealthCare Windermere		221	5	2%	226
ROSEN MEDICAL CENTER		201	25	11%	226
HEATHER HILL HEALTHCARE CENTER		191	33	15%	224
LEHIGH VALLEY GENOMICS			224	100%	224
ARCHER HEALTH VENTURES, LLC		204	20	9%	224
ELLENTON PEDIATRICS		206	17	8%	223
LYNN HAVEN SPORTS COMPLEX-WALKON CLINIC		20	203	91%	223
JACKSONVILLE BEACH PEDIATRIC CARE CENTER		201	22	10%	223
OSPREY LODGE		212	11	5%	223
PERSONALIZED GENETIC TESTING		131	91	41%	222
SABAL PALMS HEALTH AND REHAB		181	40	18%	221
Bayside Care Center	1	214	6	3%	221
HALIFAX MEDICAL CENTER-PORT ORANGE LAB		189	32	14%	221
PruittHealth Santa Rosa		195	26	12%	221
HEALTHY STEPS PEDIATRICS		197	23	10%	220
MANDARIN PEDIATRICS		209	11	5%	220
BOCA GRANDE HEALTH CLINIC		205	13	6%	218
THE MANOR AT CARPENTERS		185	32	15%	217
FLORIDA DEPARTMENT OF HEALTH		192	25	12%	217
Destin Healthcare and Rehabilitation Center	1	211	4	2%	216
ST. CLOUD REGIONAL MEDICAL CENTER		199	17	8%	216
LAKE PORT SQUARE		200	15	7%	215
PROTEUS MOLECULAR AND CLINICAL LAB	1	144	70	33%	215
LUTHERAN HAVEN		212	3	1%	215
STARKE FAMILY MEDICAL CENTER		171	44	20%	215
CHIPOLA HEALTH AND REHAB		204	11	5%	215
TERRACES OF LAKE WORTH CARE CENTER		214			214
BUREAU OF CLINICAL LABORATORIES		178	36	17%	214
GATEWAY/ADVENT CENTRA CARE	1	24	189	88%	214
Boynton Beach Rehabilitation Center	2	209	1	0%	212
Sunset Point Center		210	2	1%	212
POCONO MEDICAL CENTER		212			212

COVID-19: testing by laboratory

Data through Dec 28, 2020 verified as of Dec 29, 2020 at 09:25 AM

Data in this report are provisional and subject to change.

The numbers in the table below represent the number of Florida and non-Florida residents for whom test results were received by the Department of Health. A person can be tested by more than one laboratory and can have both positive and negative results. **Therefore, the sum of the numbers in each column will be larger than the total number of people tested.**

Reporting lab	Inconclusive	Negative	Positive	Percent positive	Total
HARBOURWOOD	1	206	4	2%	211
SUNRISE DIAGNOSTIC LABORATORY		158	53	25%	211
MINUTECLINIC LLC #1815		193	18	9%	211
BLOCK, NATION, CHASE, AND SMOLEN FAMILY MEDICINE		157	54	26%	211
Consulate Health Care of North Fort Myers		203	8	4%	211
PARKS HEALTHCARE & REHABILITATION CTR	4	205	1	0%	210
CHILDRENS MEDICAL ASSOCIATION PA		185	25	12%	210
AFC URGENT CARE SEMINOLE			209	100%	209
The Palace Nursing and Rehabilitation Center		209			209
THE PALACE MANAGEMENT - THE PALACE AT CORAL GABLES		209			209
CONSULATE HEALTH CARE OF WINTER HAVEN		209			209
Glades West Rehabilitation and Nursing Center		207	1	0%	208
Heritage Healthcare at Tallahassee		205	2	1%	207
PALM GARDEN OF CLEARWATER		201	6	3%	207
Solaris Healthcare Daytona	1	202	3	1%	206
MEDIPATH		6	200	97%	206
PruittHealth Panama City	1	191	14	7%	206
ADVENT HEALTH CENTRA CARE		100	106	51%	206
RULEME CENTER	2	196	7	3%	205
LOOP PEDIATRICS PA		179	26	13%	205
LAKE PARK OF MADISON		200	4	2%	204
TUSKAWILLA NURSING AND REHAB CENTER	2	198	4	2%	204
BREVARD HEALTH ALLIANCE		67	137	67%	204
Taylor Care Center		201	2	1%	203
MINUTECLINIC LLC #3648		161	42	21%	203
TGH		1	202	100%	203
DAVID SCOTT MADWAR MD PA□		186	17	8%	203
MINUTECLINIC LLC #4612		161	41	20%	202
HEALTH FIRST - HOLMES REGIONAL MEDICAL CENTER		32	170	84%	202
POLK COUNTY HEALTH DEPARTMENT		178	24	12%	202
FULGENT GENETICS	2	161	38	19%	201
Governors Creek Health and Rehabilitation	1	198	2	1%	201
HOMESTEAD VILLAGE		198	3	1%	201
VAMC WEST PALM LAB		5	196	98%	201
BAYA POINTE NURSING AND REHABILITATION		118	82	41%	200
TIERRA PINES CENTER		191	9	5%	200
MINUTECLINIC LLC #8381		168	32	16%	200
PALM GARDEN OF AVENTURA		198	1	1%	199
HEALTH CENTRAL PARK		162	37	19%	199
GRAND COURT TAMPA		198	1	1%	199
ORANGE COUNTY HEALTH DEPT		191	8	4%	199
DEPARTMENT OF HEALTH & HUMAN SERVICES		198			198
ST JAMES HEALTH AND REHABILITATION CENTER		186	12	6%	198
PATHGROUP LABS LLC		94	104	53%	198
FLORIDA CLINICAL LABORATORY-BIOREFERENCE LABORATORIES		64	133	68%	197
MINUTECLINIC, LLC #3245		139	58	29%	197
DOCTORS MEMORIAL FAMILY MEDICINE	2	134	60	31%	196

COVID-19: testing by laboratory

Data through Dec 28, 2020 verified as of Dec 29, 2020 at 09:25 AM

Data in this report are provisional and subject to change.

The numbers in the table below represent the number of Florida and non-Florida residents for whom test results were received by the Department of Health. A person can be tested by more than one laboratory and can have both positive and negative results. **Therefore, the sum of the numbers in each column will be larger than the total number of people tested.**

Reporting lab	Inconclusive	Negative	Positive	Percent positive	Total
MIAMI JEWISH HEALTH SYSTEMS, INC	1	188	7	4%	196
W FRANK WELLS NURSING HOME		172	24	12%	196
ABBOTT LABORATORIES		142	53	27%	195
HARDEE COUNTY HEALTH DEPARTMENT		156	39	20%	195
PEDIATRIC HEALTH CARE ALLIANCE, PA		177	18	9%	195
DBI HEALTH INC		187	6	3%	193
Chatsworth at PGA National, LLC		187	5	3%	192
ORCHARD RIDGE CARE AND REHABILITATION CENTER		191	1	1%	192
ADVENT HEALTH - CARROLLWOOD	4	166	22	11%	192
ASSOCIATESMD MEDICAL GROUP INC		159	33	17%	192
EDGEWATER AT WATERMAN VILLAGE,THE		184	8	4%	192
AFC URGENT CARE CLEARWATER		101	91	47%	192
MOLECULAR TESTING LABS		156	36	19%	192
MINUTECLINIC LLC # 7933		164	27	14%	191
EXPRESS URGENT CARE LLC		1	190	99%	191
FELLOWSHIP HOME AT THE FAIRWAY LLC		188	2	1%	190
DIAMOND RIDGE HEALTH AND REHABILITATION		177	12	6%	189
USA HEALTH UNIVERSITY HOSPITAL CLINICAL LABORATORY	1	186	2	1%	189
AFC URGENT CARE TYRONE		2	186	99%	188
PALM GARDEN OF ORLANDO		176	12	6%	188
AFC URGENT CARE FAMILY CARE			188	100%	188
Bayside Health and Rehabilitation		164	24	13%	188
CARRINGTON PLACE OF ST PETE LLC		187	1	1%	188
WOMEN'S CARE FLORIDA LABORATORY		183	5	3%	188
SIGNATURE HEALTHCARE AT THE COURTYARD		142	46	24%	188
HEALTH LINK DIAGNOSTIC LABORATORIES		182	5	3%	187
ManorCare Health Services-Palm Harbor		187			187
BAY TREE CARE AND REHABILITATION CENTER		164	23	12%	187
San Jose Health & Rehabilitation		186			186
PLANTATION NURSING & REHAB CENTER		186			186
NEO GENOMICS - FORT MYERS	1	179	5	3%	185
Lake Port Square Health Center		177	8	4%	185
JACKSON PLAZA NURSING & REHAB CENTER		183	1	1%	184
ST. JAMES BAY HEALTH AND REHABILITATION CENTER		183	1	1%	184
SOLARIS SENIOR LIVING VERO BEACH		178	4	2%	182
ELMHURST HOSPITAL CENTER	1	174	7	4%	182
GLENRIDGE ON PALMER RANCH,THE		178	4	2%	182
EPN URGENT CARE		43	138	76%	181
Solaris Healthcare Coconut Creek		179	2	1%	181
PCB CLINIC		136	45	25%	181
SOLARIS HEALTHCARE MERRITT ISLAND		167	14	8%	181
HAVEN OF OUR LADY OF PEACE INC		178	2	1%	180
BROOKDALE FORT MYERS CYPRESS LAKE		179	1	1%	180
CENTRA CARE - AZALEA PARK		98	82	46%	180
ADVENT HEALTH CENTRA CARE - WESLEY CHAPEL		10	170	94%	180
OCALA FAMILY MEDICAL CENTER INC	1	147	32	18%	180
CALHOUN LIBERTY HOSPITAL		121	57	32%	178

COVID-19: testing by laboratory

Data through Dec 28, 2020 verified as of Dec 29, 2020 at 09:25 AM

Data in this report are provisional and subject to change.

The numbers in the table below represent the number of Florida and non-Florida residents for whom test results were received by the Department of Health. A person can be tested by more than one laboratory and can have both positive and negative results. **Therefore, the sum of the numbers in each column will be larger than the total number of people tested.**

Reporting lab	Inconclusive	Negative	Positive	Percent positive	Total
UNIVERSITY OF TAMPA STUDENT HEALTH AND SHC CLINICAL LABORATORY		45	133	75%	178
SILVERCREST HEALTH AND REHABILITATION CENTER	3	168	6	3%	177
RIVERS FAMILY MEDICINE PA		136	41	23%	177
NADAL PEDIATRICS - VICTORIA STREET (3385)		150	27	15%	177
SPRINGS AT BOCA CIEGA BAY,THE		174	3	2%	177
SERANADES BY SONATA WEST ORANGE		155	21	12%	176
ACCURATE DIAGNOSTIC LABS, INC		167	9	5%	176
ADVENT HEALTH CENTRA CARE - DAYTONA BEACH		89	86	49%	175
CONSULATE HEALTH CARE OF MELBOURNE		175			175
CARENOW	2	97	76	43%	175
Life Care Center of Punta Gorda	1	169	5	3%	175
Consulate Health Care of St. Petersburg		174			174
NIGHT LITE PEDIATRICS WINTER GARDEN		144	29	17%	173
BAPTIST HEALTH PRIMARY CARE	1	134	38	22%	173
SOLARIS HEALTHCARE OSCEOLA		168	5	3%	173
SABAL DIRECT PRIMARY CARE, PA		147	25	15%	172
SUN COUNTRY PEDIATRICS PLLC	6	152	14	8%	172
FINLAY CLINICAL LABORATORY INC		35	137	80%	172
FORT PIERCE HEALTH CARE		170	1	1%	171
Nspire Health Care Kendall		165	6	4%	171
ARCPOINT LABS OF ST PETERSBURG		117	54	32%	171
WESTWOOD HEALTHCARE SNF		157	14	8%	171
LONGWOOD FAMILY PRACTICE		141	29	17%	170
SUPERIOR RESIDENCES OF PANAMA CITY BEACH		164	6	4%	170
SERENADES IN THE VILLAGES		145	24	14%	169
NSPIRE HEALTHCARE LAUDERHILL		165	4	2%	169
AZALEA TRACE		158	11	7%	169
AMERICAN FAMILY CARE PENSACOLA WEST		1	167	99%	168
PANAMA CITY DEVELOPMENTAL CENTER□		168			168
VETERANS AFFAIRS MEDICAL CENTER - MIAMI			167	100%	167
BAYVIEW CENTER		165	1	1%	166
TALLAHASSEE NHHI LLC		165	1	1%	166
PALM GARDEN OF WINTER HAVEN		152	14	8%	166
TRENTON MEDICAL CENTER INC DBA PALMS MEDICAL GROUP	4	119	43	26%	166
VIERA HOSPITAL, INC		121	45	27%	166
PEDIATRICS IN BREVARD PA		154	12	7%	166
MANOR CARE OF NAPLES FL LLC		164	1	1%	165
ADVENT HEALTH CENTRA CARE - OVIEDO		63	101	62%	164
CARITHERS PEDIATRIC GROUP		142	22	13%	164
MINUTECLINIC LLC #5924		137	27	16%	164
URGENT CARE OF THE PALM BEACHES, NORTH PALM BEACH			164	100%	164
ADVENT HEALTH CENTRA CARE - WINTER HAVEN	1	81	81	50%	163
BRADENTON HEALTH CARE		163			163
SILVER CREEK SENIOR LIVING COMMUNITY		163			163
PALM GARDEN OF WEST PALM BEACH□	1	149	13	8%	163
VILLAGE DOCTORS OF KEYSTONE		122	40	25%	162
COMMUNITY HEALTH AND REHABILITATION CENTER		146	16	10%	162

COVID-19: testing by laboratory

Data through Dec 28, 2020 verified as of Dec 29, 2020 at 09:25 AM

Data in this report are provisional and subject to change.

The numbers in the table below represent the number of Florida and non-Florida residents for whom test results were received by the Department of Health. A person can be tested by more than one laboratory and can have both positive and negative results. **Therefore, the sum of the numbers in each column will be larger than the total number of people tested.**

Reporting lab	Inconclusive	Negative	Positive	Percent positive	Total
BROOKSVILLE HEALTHCARE CENTER LLC		161	1	1%	162
TRI COUNTY NURSING HOME		161	1	1%	162
DXTERITY DIAGNOSTICS	1	157	3	2%	161
The Inn at Sarasota Bay Club		159	2	1%	161
HEARTLAND PEDIATRICS OF LAKE WALES		146	15	9%	161
BEAR CREEK NURSING CENTER		160	1	1%	161
GREENBRIAR REHABILITATION AND NURSING CENTER	1	159			160
KEYSTONE REHAB		160			160
ABBIEJEAN RUSSELL CARE CENTER		160			160
TELESCOPE HEALTH LLC	2	127	30	19%	159
CORAL REEF NURSING & REHAB CENTER		158			158
WUESTHOFF REF LABORATORY			158	100%	158
DIGNITY HEALING, LLC		149	9	6%	158
HUNT CLUB PEDIATRIC ASSOCIATES, P.A.		137	21	13%	158
REHABILITATION CENTER OF LAKE CITY, THE		144	13	8%	157
HOSPITAL FOR SPECIAL SURGERY		156	1	1%	157
SARNO EXTENDED HOURS		104	52	33%	156
ADVENT HEALTH CENTRA CARE - CARROLLWOOD		4	152	97%	156
ADVENT HEALTH CENTRA CARE - TEMPLE TERRACE	1	96	58	37%	155
TIMBERRIDGE NURSING HOME & REHAB		123	32	21%	155
COCOA BEACH/ADVENT CENTRA		41	114	74%	155
PRUITT HEALTH		153	2	1%	155
PALMETTTO FACILITY INC	1	153			154
MINUTECLINIC LLC #1807		131	23	15%	154
ASTON GARDENS AT PELICAN MARSH		151	2	1%	153
MEDICAL CENTER OF DELTONA, INC		121	32	21%	153
DOCTORS MEMORIAL HOSPITAL		43	109	72%	152
DIAGNOSTIC & CLINICAL CARE SERVICES INC DBA		129	23	15%	152
ADVENT HEALTH - ORLANDO		126	26	17%	152
SAMANTHA WILSON CARE CENTER		149	3	2%	152
ALLSOUTH URGENT CARE			151	100%	151
ARBOR FACILITY INC		151			151
WIREGRASS DIRECT PRIMARY CARE PLLC		128	23	15%	151
AMBULATORY SURGERY CENTER OF BOCA RATON LTD		149	1	1%	150
Consulate Healthcare of West Palm Beach		141	9	6%	150
FAWCETT MEMORIAL HOSPITAL-LAB		39	111	74%	150
DIAMOND RIDGE		147	3	2%	150
STEWART ROCKLEDGE HOSPITAL		112	37	25%	149
PRECISION HEALTH RESOURCES, LLC	1	133	15	10%	149
SAINTS 120 LLC	1	114	33	22%	148
AFC URGENT CARE		52	96	65%	148
SEMINOLE NURSING PAVILION		141	7	5%	148
Emory L Bennett State Veterans Nursing Home		146	2	1%	148
CITRUS HEALTH AND REHAB		128	20	14%	148
PADDOCK RIDGE		145	3	2%	148
AVECINA MOBILE		118	29	20%	147
NORTH FLORIDA PEDIATRICS - MARIANNA		114	33	22%	147

COVID-19: testing by laboratory

Data through Dec 28, 2020 verified as of Dec 29, 2020 at 09:25 AM

Data in this report are provisional and subject to change.

The numbers in the table below represent the number of Florida and non-Florida residents for whom test results were received by the Department of Health. A person can be tested by more than one laboratory and can have both positive and negative results. **Therefore, the sum of the numbers in each column will be larger than the total number of people tested.**

Reporting lab	Inconclusive	Negative	Positive	Percent positive	Total
ORLANDO HEALTH EMERGENCY DEPARTMENT		137	10	7%	147
ADVENT HEALTH CENTRA CARE - ST. CLOUD		131	15	10%	146
OAKBROOK HEALTH AND REHABILITATION CENTER	1	145			146
GOOD SAMARITAN CENTER		146			146
FLORIDA KEYS PEDIATRICS & ADOLESCENT CENTER		139	7	5%	146
FLORIDA HEALTH CARE PLAN INC		2	144	99%	146
AMERICAN FINNISH NURSING HOME	1	143	2	1%	146
LAB CORP	1	88	56	39%	145
FIRST QUALITY LABORATORY		135	10	7%	145
Q ANSWER LAB	1	112	31	22%	144
ST CATHERINE'S WEST REHABILITATION HOSPITAL		143	1	1%	144
Quail Run Health Care Center		143			143
EDGEWOOD NURSING CENTER		141	2	1%	143
PINES OF SARASOTA		143			143
GENE BY GENE		61	81	57%	142
Englewood Healthcare and Rehab		141			141
MINUTECLINIC LLC #3236		127	13	9%	140
UCC - WELLINGTON			140	100%	140
URGENT CARE EXPRESS LLC			140	100%	140
Parkview Rehabilitation Center at Winter Park		136	3	2%	139
FIRST CHOICE PEDIATRICS		98	41	29%	139
COLOR GENOMICS, INC.	1	136	2	1%	139
AMERICAN PATHOLOGY PARTNERS		136	2	1%	138
AMERICAN RESEARCH LABS		7	131	95%	138
WATERMARK LAKE POINTE WOODS LLC		132	6	4%	138
ALL SEASONS NAPLES LLC		136	2	1%	138
PALM BEACH COUNTY HEALTH DEPT LAB	3	131	4	3%	138
MINUTECLINIC, LLC #5817		113	24	18%	137
PPC-LAB EDI ORCHARD BI		129	8	6%	137
MANOR AT BLUEWATER BAY		131	6	4%	137
Rehabilitation Center for Park Place LLC		135	2	1%	137
CAYUGA MEDICAL CENTER AT ITHACA		133	3	2%	136
VENICE REGIONAL BAYFRONT HEALTH (PULMONARY)		126	10	7%	136
PORT ST LUCIE REHABILITATION AND HEALTHCARE		98	38	28%	136
REGENCY CARE OF BLOUNTSTOWN LLC		129	7	5%	136
LASER & SURGERY CENTER OF THE PALM BEACHES		135	1	1%	136
SOLARIS HEALTHCARE LAKE CITY		83	52	39%	135
IRL MARKET LAB ALACHUA		104	31	23%	135
TARPON POINT NURSING AND REHABILITATION CENTER		134			134
LABORATORY OF FLORIDA		83	51	38%	134
TRINITY REGIONAL REHAB CENTER		126	7	5%	133
GOOD SAMARITAN SOCIETY OF DELAND		125	8	6%	133
UNITED CLINICAL LABORATORIES		124	9	7%	133
ROSECASTLE OF ZEPHRHILLS		131	2	2%	133
CANTERFIELD OF OCALA, LLC		131	2	2%	133
OCEAN REEF MEDICAL CENTER		113	20	15%	133
PAVILION FOR HEALTHCARE, THE		133			133

COVID-19: testing by laboratory

Data through Dec 28, 2020 verified as of Dec 29, 2020 at 09:25 AM

Data in this report are provisional and subject to change.

The numbers in the table below represent the number of Florida and non-Florida residents for whom test results were received by the Department of Health. A person can be tested by more than one laboratory and can have both positive and negative results. **Therefore, the sum of the numbers in each column will be larger than the total number of people tested.**

Reporting lab	Inconclusive	Negative	Positive	Percent positive	Total
ADVENT HEALTH CENTRA CARE - DELAND		28	105	79%	133
FORT WALTON REHABILITATION CENTER		95	37	28%	132
THE REHABILITATION CENTER OF LAKE CITY		127	5	4%	132
REFUAH HEALTH CENTER LABORATORY		128	4	3%	132
PIONEER CLINICAL LAB, LLC		104	28	21%	132
INTEGRATED REGIONAL LABORATORIES		119	12	9%	131
LONGWOOD HEALTH AND REHABILITATION CENTER		125	6	5%	131
NCRNC INC		128	2	2%	130
ADVENT HEALTH CENTRA CARE - AZALEA PARK		112	18	14%	130
WRIGHTS HEALTH CARE AND REHABILITATION CENTER		108	22	17%	130
Whispering Oaks	7	115	7	5%	129
BMHSI-AEL MICROBIOLOGY LABORATORY	2	102	25	19%	129
MATHISON RETIREMENT COMMUNITY, INC		127	2	2%	129
EDWARD J HEALEY REHAB & NURSING CENTER		129			129
CENTRACARE		17	112	87%	129
ADVANCED AMBULATORY SURGERY CENTER		120	8	6%	128
ADVENT HEALTH CENTRA CARE - LONGWOOD		24	104	81%	128
GESSLER CLINIC PA		98	29	23%	127
MILLENNIUM LAB SERVICES			127	100%	127
ORANGE BLOSSOM FAMILY HEALTH		122	5	4%	127
ANCIENT CITY PEDIATRICS		122	5	4%	127
TRI-COUNTY NURSING HOME		117	10	8%	127
FHMG-FLORIDA HOSPITAL MEDICAL GROUP		107	19	15%	126
ATLANTIC URGENT CARE		87	39	31%	126
ADVANCED MEDICAL CENTER		86	40	32%	126
SUWANNEE VALLEY NURSING CENTER		118	7	6%	125
PRIMECARE OF DOTHAN		83	42	34%	125
GENETWORKX		17	108	86%	125
TUSCAN GARDENS OF PALM COAST		124	1	1%	125
POINT WASHINGTON MEDICAL CLINIC		1	124	99%	125
CENTERSTONE OF FLORIDA☐		118	7	6%	125
MACTOWN, INC		124			124
FAMILY CARE PARTNERS OF NORTHEAST FLORIDA LLC		73	51	41%	124
MINUTECLINIC LLC #3255		105	19	15%	124
Surrey Place Healthcare and Rehabilitation		124			124
THE CLUB AND REHABILITATION CENTER		123	1	1%	124
CHAUTAUQUA REHABILITATION AND NURSING CENTER		117	6	5%	123
ARTHREX MEDICAL CENTER		48	75	61%	123
CRONOS CLINICAL LABORATORY	2	106	15	12%	123
LIFE CARE CENTER OF ALTAMONTE SPRINGS		102	21	17%	123
CAREMED CLINIC LLC		82	41	33%	123
GRAVITY DIAGNOSTICS, LLC		35	87	71%	122
CSL PLASMA		24	98	80%	122
MEADOWCREST FAMILY PHYSICIANS		78	44	36%	122
ARDEN COURTS OF LARGO FL, LLC		119	3	2%	122
QUICK CARE MED		95	27	22%	122
PROVIDENCE HOSPITAL LABORATORY		117	5	4%	122

COVID-19: testing by laboratory

Data through Dec 28, 2020 verified as of Dec 29, 2020 at 09:25 AM

Data in this report are provisional and subject to change.

The numbers in the table below represent the number of Florida and non-Florida residents for whom test results were received by the Department of Health. A person can be tested by more than one laboratory and can have both positive and negative results. **Therefore, the sum of the numbers in each column will be larger than the total number of people tested.**

Reporting lab	Inconclusive	Negative	Positive	Percent positive	Total
JACKSONVILLE KIDS PEDIATRICS, PLLC		102	19	16%	121
GUEST HOUSE OCALA, THE		120	1	1%	121
GLADES HEALTH CARE CENTER		119	2	2%	121
LabCorp L#09258090 M#09258105		73	48	40%	121
PARKVIEW HEALTH		121			121
SOUTH CAMPUS FACILITY INC		115	5	4%	120
TUSCAN GARDENS OF VENETIA MANAGEMENT COMPANY		119	1	1%	120
SOLARIS HEALTHCARE IMPERIAL		116	4	3%	120
MIRACLE HILL NURSING & REHABILITATION CENTER INC		117	3	3%	120
GRAVITY DIAGNOSTICS		42	78	65%	120
Solaris Healthcare Lake Bennet		107	13	11%	120
NATIONS BEST FAMILY HEALTH CARE		60	60	50%	120
FIRST CHOICE PRIMARY CARE		94	25	21%	119
FHMG FLORIDA HOSPITAL MEDICAL GROUP		103	16	13%	119
AMELIA MEDICAL CARE		14	105	88%	119
MATHISON RETIREMENT COMMUNITY		114	5	4%	119
RDX BIOSCIENCE		60	58	49%	118
LAKE SIDE NEUROLOGIC		114	4	3%	118
BOSTON RED SOX CLUB LP		117	1	1%	118
COLONY CLUB ALF,THE		115	3	3%	118
MOBILE INFIRMARY MED CENTER PATH LAB		107	11	9%	118
PROVISTA DIAGNOSTICS, INC		115	2	2%	117
NEIGHBORHOOD MEDICAL CENTER		112	5	4%	117
SUNSHINE URGENT CARE LLC		88	29	25%	117
WEDGEWOOD HEALTHCARE CENTER		88	29	25%	117
ARCADIA HEALTH AND REHABILITATION CENTER		100	17	15%	117
WOODBIDGE FACILITY INC		116	1	1%	117
PALMETTO FAMILY HEALTHCARE	1	65	50	43%	116
JEFFERY WEINZWEIG		2	114	98%	116
INN AT ASTON GARDENS, THE		113	3	3%	116
EXOSOME DIAGNOSTICS	1	106	9	8%	116
CHARTER SENIOR LIVING OF PANAMA CITY BEACH		99	17	15%	116
Heartland Healthcare of Ft. Myers	1	114			115
BAPTIST PRIMARY CARE INC		97	18	16%	115
WESLEY HAVEN VILLA	1	106	8	7%	115
FLOMEDILAB		19	96	83%	115
NEW YORK CITY DEPARTMENT OF HEALTH & MENTAL		104	10	9%	114
YOUR FAMILY WALK-IN CLINIC		3	110	97%	113
COQUINA CENTER		112	1	1%	113
PATRIOT MEDICAL LABORATORIES		110	3	3%	113
DOCTOR'S IN HOUSE LABORATORY		15	98	87%	113
CONEY ISLAND HOSPITAL		111	2	2%	113
JACKSONVILLE NURSING AND REHAB CENTER		110	2	2%	112
ALLIED HEALTH FORT PIERCE		112			112
SHOAL CREEK REHABILITATION CENTER		71	41	37%	112
Gulf Coast Healthcare (Longwood Health and Rehab		112			112
COASTAL HEALTH AND REHAB		110	2	2%	112

COVID-19: testing by laboratory

Data through Dec 28, 2020 verified as of Dec 29, 2020 at 09:25 AM

Data in this report are provisional and subject to change.

The numbers in the table below represent the number of Florida and non-Florida residents for whom test results were received by the Department of Health. A person can be tested by more than one laboratory and can have both positive and negative results. **Therefore, the sum of the numbers in each column will be larger than the total number of people tested.**

Reporting lab	Inconclusive	Negative	Positive	Percent positive	Total
EVENT MED SERVICES LABORATORY		109	3	3%	112
LITTLE PINE PEDIATRICS PLLC		89	23	21%	112
FOUNTAINS OF HOPE LLC, THE		111	1	1%	112
BELVEDERE COMMONS OF FORT WALTON BEACH		103	9	8%	112
CENTRA CARE - HUNTER'S CREEK		52	59	53%	111
HIALEAH SHORES NURSING AND REHAB CENTER		103	8	7%	111
VIERA MANOR ASSISTED LIVING RESIDENCE		104	6	5%	110
GOLD CHOICE SENIOR COMMUNITIES		78	32	29%	110
STEWART MEDICAL GROUP		34	76	69%	110
BAPTIST PRIMARY CARE, INC		104	6	5%	110
NORTH FL SOUTH GA HCS-MALCOM RANDALL VAMC			109	100%	109
MINUTECLINIC LLC #3637		82	27	25%	109
ISLAND HEALTH AND REHABILITATION CENTER		109			109
MEYER PEDIATRICS		97	12	11%	109
ASCENSION MEDICAL GROUP		2	107	98%	109
PALMS MEDICAL GROUP HIGH SPRINGS		95	14	13%	109
HILLSBOROUGH COUNTY DEVELOPMENTAL CTR	1	108			109
RDV SPORTSPLEX PEDIATRICS		91	17	16%	108
Heritage Park Rehabilitation & Healthcare		92	16	15%	108
MORSELIFE MEMORY CARE RESIDENCE		106	2	2%	108
EVANS HEALTH CARE		106	2	2%	108
AVON PARK PEDIATRICS INC		96	12	11%	108
WHITE WILSON MEDICAL IMMEDIATE CARE NICEVILLE		1	107	99%	108
CANTERFIELD OF CLAY COUNTY		98	9	8%	107
GRAND OAKS HEALTH & REHABILITATION		106	1	1%	107
ADVENT HEALTH CENTRA CARE - BRANDON		30	77	72%	107
CORE BIO LABS		74	33	31%	107
MINUTECLINIC DIAGNOSTIC OF RHODE ISLAND, LLC #729		103	4	4%	107
ESTERO ISLAND MEDICAL CENTER		91	15	14%	106
BOCA RATON REHABILITATION CENTER	2	101	3	3%	106
TREASURE COAST MEDICAL ASSOCIATES		2	104	98%	106
ATLANTIC SHORES NURSING AND REHAB CENTER		105	1	1%	106
ADVENT HEALTH CENTRA CARE - SANFORD		28	78	74%	106
MINUTECLINIC LLC #4987		92	14	13%	106
HEART OF FLORIDA REGIONAL MED CTR		35	71	67%	106
PEDIATRICS BY THE SEA		104	1	1%	105
HOLIDAY CVS LLC DBA CVS/PHARMACY #0440		104	1	1%	105
SOUTH BALDWIN REGIONAL MEDICAL CENTER		101	4	4%	105
PEDIATRIC ASSOCIATES OF OCALA PA		91	14	13%	105
Concordia Village of Tampa AL		104	1	1%	105
BAY VIEW HEALTHCARE		85	19	18%	104
MV MEDICAL PRACTICE DBA PRIMARY URGENT CARE		101	3	3%	104
THE WELLNESS CENTER AT LAKEWOOD RANCH		19	85	82%	104
SOUTHWEST ORLANDO FAMILY MEDICINE, PL		86	18	17%	104
PEDIATRICS OF GREATER ORLANDO		91	12	12%	103
SUNNY HILLS ALF OF SEBRING INC		95	8	8%	103
SMILEY MEDICAL GROUP		75	28	27%	103

COVID-19: testing by laboratory

Data through Dec 28, 2020 verified as of Dec 29, 2020 at 09:25 AM

Data in this report are provisional and subject to change.

The numbers in the table below represent the number of Florida and non-Florida residents for whom test results were received by the Department of Health. A person can be tested by more than one laboratory and can have both positive and negative results. **Therefore, the sum of the numbers in each column will be larger than the total number of people tested.**

Reporting lab	Inconclusive	Negative	Positive	Percent positive	Total
NAPLES CHILDREN'S URGENT CARE		89	14	14%	103
SUNFLOWER SPRINGS ASSISTED LIVING		99	3	3%	102
WIMAUMA COMMUNITY HEALTH CENTER		82	20	20%	102
UNIVERSITY MEDICAL CENTER SUITES		90	12	12%	102
STATMED QUICK QUALITY CLINIC AT NORTH PINELLAS		65	37	36%	102
FG RAPID RESULTS	1	51	50	49%	102
PALM HARBOR FAMILY PRACTICE & WALK-IN		78	24	24%	102
AMA MEDICAL GROUP LLC		84	18	18%	102
Cross Terrace REhabilitation		100	1	1%	101
AMEERAH LABS, LLC		79	22	22%	101
UNIVERSITY OF MIAMI		1	99	99%	100
Consulate Health Care of Port Charlotte		98	2	2%	100
ADVENT HEALTH - LAKE NONA		88	12	12%	100
BAY VUE NURSING AND REHABILITATION CENTER		94	6	6%	100
BOND CLINIC PA PEDIATRICS DEPT		86	14	14%	100
FLORIDA DEPARTMENT OF HEALTH IN CALHOUN COUNTY		67	33	33%	100
CARE ONE OF FLORIDA LLC		12	88	88%	100
FAMILY CARE PARTNERS OF NE FLORIDA LLC		60	40	40%	100
Signature healthcare of Jacksonville		95	4	4%	99
CENTRAL FLORIDA HEALTH CARE		47	52	53%	99
VILLAGE PLACE NH LLC		77	22	22%	99
Chatham Glen Healthcare and Rehabilitation Center		95	4	4%	99
OSPREY VILLAGE AT AMELIA ISLAND LTD		92	6	6%	98
GRANDE, THE	2	92	4	4%	98
PALM BEACH PEDIATRICS PA	1	87	10	10%	98
PRIMARY CARE SOUTH INC			98	100%	98
PEDIATRIC HEALTHCARE ALLIANCE		88	10	10%	98
PLAZA OF HALLANDALE BEACH		98			98
FLORIDA COMMUNITY HEALTH CENTERS INC			98	100%	98
FLORIDA DEPARTMENT OF HEALTH IN LAKE COUNTY	1	65	32	33%	98
HEALTH CENTERS AT BRENTWOOD		96	1	1%	97
MINUTECLINIC LLC #1350		84	13	13%	97
FIRST CHOICE PEDIATRICS SEMORAN		74	23	24%	97
MEDIQUICK URGENT CARE CENTERS INC		38	59	61%	97
PHYSICIANS REGIONAL CLINIC		82	15	15%	97
GLOBAL CENTRAL LABS AT PPD	2	87	7	7%	96
BAYSHORE MEMORY CARE		96			96
MINUTECLINIC LLC #3748		76	20	21%	96
MONTEFIORE MEDICAL CENTER LABORATORIES - MOSES		88	8	8%	96
PEDIATRIC ASSOCIATES ORLANDO		82	14	15%	96
WOOD LAKE HEALTH AND REHABILITATION CENTER		96			96
DE LUNA HEALTH AND REHABILITATION CENTER		94	1	1%	95
SPRINGS AT LAKE POINTE WOODS		93	2	2%	95
MD 365 MEDICAL CARE		94	1	1%	95
BENDERSON FAMILY SKILLED NURSING AND		84	11	12%	95
DEVANSH LAB WERKS INC		79	16	17%	95
VISTA MANOR		92	3	3%	95

COVID-19: testing by laboratory

Data through Dec 28, 2020 verified as of Dec 29, 2020 at 09:25 AM

Data in this report are provisional and subject to change.

The numbers in the table below represent the number of Florida and non-Florida residents for whom test results were received by the Department of Health. A person can be tested by more than one laboratory and can have both positive and negative results. **Therefore, the sum of the numbers in each column will be larger than the total number of people tested.**

Reporting lab	Inconclusive	Negative	Positive	Percent positive	Total
ADVENT HEALTH CENTRA CARE - KISSIMMEE		61	34	36%	95
24/7 PEDIATRIC CARE CENTERS INC		91	4	4%	95
THE TERRACE OF KISSIMMEE		80	15	16%	95
REGENCY PARK		80	14	15%	94
DIAGNOSTIC SOLUTIONS		3	91	97%	94
GRACE PEDIATRICS		76	18	19%	94
HEALTH CARE DISTRICT OF PALM BEACH COUNTY	1	10	83	88%	94
LEESBURG PEDIATRICS		87	7	7%	94
ARBOR TRAIL		77	16	17%	93
LIFE CARE CENTER OF WINTER HAVEN		81	12	13%	93
SUNLAND MARIANNA COX MEDICAL CENTER		81	12	13%	93
DAIRY ROAD URGENT CARE		54	39	42%	93
CROSS POINTE CARE CENTER	2	90			92
WESTCHESTER MEDICAL CENTER		90	2	2%	92
LAKE HOUSE ASSISTED LIVING		77	15	16%	92
PINELLAS CARE CENTER		65	27	29%	92
TIFFANY HALL NURSING AND REHAB CENTER		91			91
SONATA COCONUT CREEK	1	75	15	16%	91
ADVENT HEALTH CENTRA CARE - ORANGE CITY		14	77	85%	91
OAKS OF KISSIMMEE HEALTH AND REHABILITATION CENTER		91			91
FLORIDA HEALTH CARE PLANS			91	100%	91
DAYSPRING VILLAGE		90	1	1%	91
ADVENT HEALTH CENTRA CARE - CITRUS PARK		8	83	91%	91
SEMINOLE COUNTY HEALTH DEPARTMENT		73	18	20%	91
NAVY HOSPITAL			91	100%	91
Lakeside Nursing and Rehabilitation Center	1	70	20	22%	91
HURLBURT FIELD CLINIC		39	51	57%	90
AYERS HEALTH & REHABILITATION CENTER		90			90
WHITE PLAINS HOSPITAL CENTER LAB		88	2	2%	90
SURREY PLACE CARE CENTER		85	5	6%	90
PALMS FACILITY INC		79	11	12%	90
QUEENS HOSPITAL CENTER		88	2	2%	90
KEYS MEDICAL GROUP			90	100%	90
GEORGIA DEPARTMENT OF PUBLIC HEALTH		1	89	99%	90
HCSO OCCUPATIONAL HEALTH AND WELLNESS CENTER		70	20	22%	90
ADVENT HEALTH CENTRA CARE - WATERMAN		78	12	13%	90
LEE COUNTY SCHOOL DISTRICT	1	82	6	7%	89
BORLAND GROOVER CLINIC	1	75	13	15%	89
LAKEVIEW TERRACE RETIREMENT COMMUNITY		86	3	3%	89
TRADITION MEDICAL CENTER LABORATORY		48	40	45%	88
AVERO DIAGNOSTICS		64	24	27%	88
GOVERNOR'S CREEK HEALTH & REHABILITATION		87	1	1%	88
KALEIDA HEALTH CENTER FOR LABORATORY		82	6	7%	88
HERON CLUB AT PRESTANCIA		86	2	2%	88
BROWARD HEALTH CORAL SPRINGS EPIDEMIOLOGY DEPT		1	86	99%	87
NORTH FLORIDA PEDIATRICS PA - DUVAL		83	4	5%	87
AMERICAN MEDICAL RESPONSE		86	1	1%	87

COVID-19: testing by laboratory

Data through Dec 28, 2020 verified as of Dec 29, 2020 at 09:25 AM

Data in this report are provisional and subject to change.

The numbers in the table below represent the number of Florida and non-Florida residents for whom test results were received by the Department of Health. A person can be tested by more than one laboratory and can have both positive and negative results. **Therefore, the sum of the numbers in each column will be larger than the total number of people tested.**

Reporting lab	Inconclusive	Negative	Positive	Percent positive	Total
PACIFIC ANALYTICS			87	100%	87
HOBDAIR FAMILY HEALTH LLC		58	29	33%	87
BRANDON HEALTH AND REHABILITATION CENTER	1	85	1	1%	87
ADVENT HEALTH - PALM HARBOR ER		64	22	26%	86
UNIVERSITY HEALTH SYSTEM INC		77	9	10%	86
HEALTH PARK CARE CENTER		85			85
ADVENT HEALTH CENTRA CARE - HUNTERS CREEK	3	41	41	48%	85
W. FRANK WELLS NURSING HOME		84	1	1%	85
ST MARK ASSISTED LIVING CENTER	1	73	11	13%	85
ADVENT HEALTH CENTRA CARE - SOUTH ORANGE		69	16	19%	85
FREEDOM INN AT TARPON SPRINGS		81	4	5%	85
MIAMI SHORES NURSING & REHAB		85			85
PINES OF SARASOTA GARDEN		84			84
PONTE VEDRA GARDENS		83	1	1%	84
CITRUS MEMORIAL HEALTH SYSTEM LAB		2	82	98%	84
TGH URGENT CARE - SEMINOLE			84	100%	84
URGENT CARE TCMA			84	100%	84
CABANA AT JENSEN DUNES, THE		83			83
SEASIDE HEALTH AND REHABILITATION CENTER		27	56	67%	83
NATURE COAST MEDICAL GROUP		50	33	40%	83
DISCOVERY VILLAGE AT NAPLES		83			83
QUICK CARE MED PL CR		80	3	4%	83
LABCORP EMPLOYER SERVICES		82	1	1%	83
KINDRED HOSPITAL	6	76	1	1%	83
CHILDREN MED CARE INC		71	12	14%	83
DIAGNOSTIC LABORATORY OF OKLAHOMA		68	15	18%	83
THE COURTYARD ASSISTED LIVING		79	4	5%	83
LAB		29	53	65%	82
HOLISTIX TREATMENT CENTERS		77	5	6%	82
VIERA HOSPITAL			82	100%	82
THE PAVILION FOR HEALTH CARE		72	10	12%	82
FARAH MEDICAL		80	2	2%	82
NSPIRE HEALTHCARE TAMARAC		80	2	2%	82
CAREMOUNT MEDICAL - PATHOLOGY		79	3	4%	82
MG PORT CHARLOTTE II SUBTENANT LLC		73	8	10%	81
EAST NEW YORK DIAGNOSTIC AND TREATMENT		77	4	5%	81
BRENTWOOD RETIREMENT COMMUNITY	2	67	12	15%	81
EXCEL PEDIATRICS		61	20	25%	81
RIDGEWOOD DIAGNOSTIC LABORATORY		77	4	5%	81
MIDWAY PRIMARY CARE, LLC		79	2	2%	81
ISLAND URGENT CARE PLLC DBA AFC URGENT CARE		80	1	1%	81
CLYDE E LASSEN STATE VETERANS NURSING HOME		56	24	30%	80
VETERANS AFFAIRS ORLANDO VA MEDICAL CENTER			80	100%	80
PREDICTIVE LABORATORIES, INC	1	73	6	8%	80
HUNT CLUB PEDIATRIC ASSOCIATES PA		47	33	41%	80
NO FLORIDA PEDIATRICS, PA		72	8	10%	80
SUNY UPSTATE MEDICAL UNIVERSITY		76	4	5%	80

COVID-19: testing by laboratory

Data through Dec 28, 2020 verified as of Dec 29, 2020 at 09:25 AM

Data in this report are provisional and subject to change.

The numbers in the table below represent the number of Florida and non-Florida residents for whom test results were received by the Department of Health. A person can be tested by more than one laboratory and can have both positive and negative results. **Therefore, the sum of the numbers in each column will be larger than the total number of people tested.**

Reporting lab	Inconclusive	Negative	Positive	Percent positive	Total
SOUTH BALDWIN MEDICAL CENTER GULF SHORES		64	16	20%	80
HOLLEY NAVARRE MEDICAL CLINIC		49	30	38%	79
VETERANS AFFAIRS MEDICAL CENTER - PALO ALTO		28	51	65%	79
URINEGOODHANDS LLC		77	2	3%	79
WELLOW URGENT CARE PC		79			79
MY CLINICAL LAB INC		17	62	78%	79
EDGEWATER AT WATERMAN VILLAGE		78	1	1%	79
CBS LABS OF TAMPA LLC		3	76	96%	79
JUPITER MEDICAL CENTER URGENT CARE			79	100%	79
NITE LITE PEDIATRICS - JACKSONVILLE		76	3	4%	79
Courtyards of Orlando Care Center		77	2	3%	79
CATHOLIC HEALTH SYSTEM DEPT LABORATORY		76	2	3%	78
PHYSICIAN PARTNERS PERRY		43	35	45%	78
KORGENE LAB	1	23	54	69%	78
LUIS A GHIGLINO MD PA		76	2	3%	78
FLORIDA HEART & VASCULAR MULTISPECIALTY GROUP PA		55	23	29%	78
SARAPATH DIAGNOSTICS			77	100%	77
CONSULATE HEALTH CARE OF SARASOTA		77			77
SIGNATURE HEALTHCARE OF PORT CHARLOTTE		72	5	6%	77
BIODESIX, INC.		60	17	22%	77
JOHN KNOX VILLAGE OF FLORIDA ALF	1	75	1	1%	77
ORANGE CITY NURSING AND REHAB		75	2	3%	77
ST ANTHONYS REHABILITATION HOSPITAL	3	72	2	3%	77
TRUE NORTH HEALTH NAVIGATION LLC DBA DISPATCHHEALTH	1	60	16	21%	77
ADVENTHEALTH CENTRA CARE WINTER HAVEN		1	76	99%	77
DYNAMIC MEDICAL USA			76	100%	76
FRICKS PHARMACY		60	16	21%	76
BOND CLINIC, PA		51	25	33%	76
CLEVELAND CLINIC FOUNDATION		12	64	84%	76
NORTH PORT REHABILITATION AND NURSING CENTER		75	1	1%	76
CHIPOLA MEDICAL ASSOCIATES, LLC		43	32	43%	75
VILLAS OF HOLLY BROOK - BRADENTON 14TH		75			75
LAKEVIEW INTERNAL MEDICINE		42	33	44%	75
ASAP LABS LLC		71	4	5%	75
LAKE MORTON PLAZA		72	3	4%	75
MAGNOLIA DIAGNOSTIC		1	73	99%	74
WINDSOR REFLECTIONS		74			74
NO FLORIDA PEDIATRICS, PA - BRADFORD		62	12	16%	74
SANDY RIDGE CENTER FOR REHABILITATION AND HEALING		71	3	4%	74
NOAH CLINICAL LABORATORY		63	11	15%	74
KR at Hillsborough Lakes/Lutz Healthcare		73	1	1%	74
BIO-TECH CLINICAL LABORATORIES		41	33	45%	74
BRIGHTON EGGERT PHARMACY INC		72	2	3%	74
ADVENT HEALTH CENTRA CARE - WINTER GARDEN		13	61	82%	74
ERIE COUNTY MEDICAL CTR CLINICAL LABS		70	3	4%	73
CONSULATE HEALTH CARE - LAKE MARY		72	1	1%	73
SCOTT LAKE HEALTH AND REHABILITATION CENTER		71	2	3%	73

COVID-19: testing by laboratory

Data through Dec 28, 2020 verified as of Dec 29, 2020 at 09:25 AM

Data in this report are provisional and subject to change.

The numbers in the table below represent the number of Florida and non-Florida residents for whom test results were received by the Department of Health. A person can be tested by more than one laboratory and can have both positive and negative results. **Therefore, the sum of the numbers in each column will be larger than the total number of people tested.**

Reporting lab	Inconclusive	Negative	Positive	Percent positive	Total
MEMORY CARE OF NAPLES		73			73
AMERICAN HOUSE-BONITA SPRINGS☐		71	1	1%	72
LABCORP RTP		28	44	61%	72
CHARLES CROFT MD	1	71			72
DOLPHIN POINTE HEALTH CARE LLC		61	11	15%	72
PHYSICIANS REGIONAL MEDICAL CENTER - PINE RIDGE		18	54	75%	72
Madison Health and Rehabilitation Center		42	30	42%	72
FINNISH AMERICAN REST HOME-ALF		70	2	3%	72
LATE HOURS URGENT CARE		47	25	35%	72
HAVEN OF OUR LADY OF PEACE		72			72
US MEDICAL CARE, INC		61	10	14%	71
AMMON LABS		61	10	14%	71
BROOKDALE OVIEDO		69	2	3%	71
ARBOR GLEN AT ARBOR TRACE	2	62	7	10%	71
ARCPOINT LABS OF SARASOTA MANATEE		18	53	75%	71
ADVANCED LAB		67	4	6%	71
LIFE BRITE		66	5	7%	71
LABFIRST - DEPARTMENT OF PATHOLOGY		69	2	3%	71
HIGHLANDS MEDICAL CENTER		69	2	3%	71
MEMORIAL MANOR		70			70
DB MD		64	6	9%	70
SOUTH GEORGIA MEDICAL CENTER		48	22	31%	70
Highlands Regional Hospital		63	7	10%	70
PLYMOUTH HOME FOR ADULTS, INC.	8	61	1	1%	70
SUNCOAST COMMUNITY HEALTH CENTERS PEDIATRICS		21	49	70%	70
ALL FLORIDA FAMILY AND SPORTS MEDICINE		63	7	10%	70
PROMEDICA LABORATORIES		21	49	70%	70
HARBORCHASE OF NAPLES		58	12	17%	70
TGH URGENT CARE - TYRONE		2	68	97%	70
BROWARD HEALTH MEDICAL CENTER		3	67	96%	70
QPS, LLC		69	1	1%	70
STONY BROOK UNIVERSITY MEDICAL CENTER		61	8	12%	69
USF HEALTH MORSANI CENTER		5	64	93%	69
SIMED LABORATORY		57	12	17%	69
CHILDRENS CLINIC WEST FLORIDA PEDIATRICS		66	3	4%	69
HERITAGE HEALTHCARE AND REHABILITATION CENTER		69			69
SUMMIT MEDICAL GROUP		62	6	9%	68
PIONEER CLINICAL LAB LLC		46	22	32%	68
REDI MED LLC			68	100%	68
VILLAGE PEDIATRICS LLC		52	16	24%	68
JAMES A HALEY VETERANS HOSPITAL			68	100%	68
SUNCOAST OPTIMAL WELLNESS		23	45	66%	68
HEALTH FIRST - PALM BAY HOSPITAL		2	66	97%	68
PROJECT HEALTH INC		55	13	19%	68
BENTON HOUSE AT OAKLEAF		51	17	25%	68
ARDEN COURTS OF TAMPA☐		67			67
ADVENTHEALTH EXPRESSCARE		45	22	33%	67

COVID-19: testing by laboratory

Data through Dec 28, 2020 verified as of Dec 29, 2020 at 09:25 AM

Data in this report are provisional and subject to change.

The numbers in the table below represent the number of Florida and non-Florida residents for whom test results were received by the Department of Health. A person can be tested by more than one laboratory and can have both positive and negative results. **Therefore, the sum of the numbers in each column will be larger than the total number of people tested.**

Reporting lab	Inconclusive	Negative	Positive	Percent positive	Total
DISCOVERY VILLAGE AT MELBOURNE		66	1	1%	67
AEL- MEMPHIS		17	50	75%	67
PROMPT CARE OF CENTRAL FLORIDA			67	100%	67
MANOR CARE OF BOYNTON BEACH LLC		67			67
HUNTSVILLE HOSPITAL LABORATORY		49	18	27%	67
GULF COAST MEDICAL CENTER		65	2	3%	67
ASSOCIATED CLINICAL LABORATORIES		59	7	11%	66
VILLA MARIA WEST SKILLED NURSING FACILITY		60	6	9%	66
BAY EDUCATORS WELLNESS CENTER		42	24	36%	66
CENTRAL BALDWIN IMMEDIATE CARE & FAMILY PRACTICE		51	15	23%	66
Solaris Senior Living North Naples ALF		61	5	8%	66
FLORIDA DEPARTMENT OF HEALTH IN LIBERTY COUNTY		44	22	33%	66
ER QUICKCARE PL		52	14	21%	66
MEDEX MEDICAL EXPRESS OF PALATKA			66	100%	66
DOCTORS MEMORIAL FAMILY PRACTICE	2	52	12	18%	66
WORKPLACE SCREENING INTELLIGENCE			65	100%	65
VIERA DEL MAR HEALTH AND REHABILITATION CENTER		63	2	3%	65
VIPEDIATRICS PLLC		61	4	6%	65
Oakhurst Center		65			65
LAKE VIEW CARE CENTER AT DELRAY		64	1	2%	65
CANOPY ON BERRYHILL, THE		48	17	26%	65
PINNACLES PEDS CARE PA		65			65
MINUTECLINIC DIAGNOSTIC OF SOUTH CAROLINA, LLC		59	6	9%	65
Centre Pointe Health and Rehabilitation Center		63	1	2%	64
CL BRUMBACK PRIMARY CARE CLINICS		16	48	75%	64
OUT OF STATE		40	24	38%	64
MINUTECLINIC LLC #8927		52	12	19%	64
ADVENT HEALTH CENTRA CARE - POINCIANA		24	40	63%	64
S-H THIRTY-FIVE OPCO- PORT ST LUCIE, LLC	1	63			64
LAB PLUS, LLC AT SAINT THOMAS WEST HOSPITAL		50	14	22%	64
CORAL GABLES NURSING & REHABILITATION CENTER		56	7	11%	63
Sunnyside Nursing Home		60	3	5%	63
JOSEPH L MORSE GERIATRIC CENTER	2	59	2	3%	63
APC PEDIATRICS AT RYE ROAD MEDICAL PARK		63			63
CLEARWATER STATMED QUICK QUALITY CLINICS		29	34	54%	63
SUMMER VISTA ASSISTED LIVING		38	25	40%	63
MD 365 MEDICAL CARE PLLC		63			63
ST VINCENT'S BIRMINGHAM		59	4	6%	63
FOUNTAIN INN NURSING & REHABILITATION CTR, INC		58	5	8%	63
PLANTATION GENERAL HOSPITAL CLINICAL LAB		26	37	59%	63
The Grove Health and Rehabilitation		45	18	29%	63
CLERMONT HEALTH AND REHABILITATION CENTER		62	1	2%	63
WINDSOR OAKS		62	1	2%	63
VIERA HEALTH AND REHABILITATION CENTER		62	1	2%	63
F&T MEDICAL RESEARCH, INC		63			63
WADSWORTH HEALTH CENTER		60	3	5%	63
EISENHOWER ARMY MEDICAL CENTER		59	4	6%	63

COVID-19: testing by laboratory

Data through Dec 28, 2020 verified as of Dec 29, 2020 at 09:25 AM

Data in this report are provisional and subject to change.

The numbers in the table below represent the number of Florida and non-Florida residents for whom test results were received by the Department of Health. A person can be tested by more than one laboratory and can have both positive and negative results. **Therefore, the sum of the numbers in each column will be larger than the total number of people tested.**

Reporting lab	Inconclusive	Negative	Positive	Percent positive	Total
SUMMIT AT VENICE	2	56	4	6%	62
J FRANK AVEY MD		50	12	19%	62
MED EXPRESS		6	56	90%	62
NEMOURS CHILDREN'S PRIMARY CARE		51	11	18%	62
MD LABS		35	27	44%	62
DOUGLAS T JACOBSON STATE VETERANS HOME		62			62
MIAMI BEACH COMMUNITY HEALTH CENTER			62	100%	62
STONY BROOK SOUTHAMPTON		61	1	2%	62
CARENOW LAKE MARY			62	100%	62
FAMILY MEDICAL CARE OF PALM BEACH		40	21	34%	61
IQBAL A FARUQUI MD☐		49	12	20%	61
UNIVERSITY OF NORTH FLORIDA STUDENT HEALTH		58	3	5%	61
NXGEN MDX		20	41	67%	61
EMERALD COAST HOSPICE		60	1	2%	61
SENIOR LIVING VII TAMPA LLC☐	1	52	8	13%	61
ATRIUM AT LIBERTY PARK☐		60	1	2%	61
WASHINGTON REHABILITATION AND NURSING CENTER		51	9	15%	60
GRAND OAKS OF JENSEN BEACH LLC☐		60			60
ISLAND COAST PEDIATRICS		56	4	7%	60
HUNTINGTON HOSPITAL LABORATORY		58	2	3%	60
EXACT SCIENCES LABORATORIES, LLC		15	45	75%	60
FORT MYERS REHABILITATION AND NURSING CENTER		54	5	8%	59
NORTH FLORIDA INTERNAL MEDICINE PA		47	12	20%	59
MINNESOTA TWINS		56	3	5%	59
FLORIDA PEDIATRIC GROUP		27	32	54%	59
ARDEN COURTS OF DELRAY BEACH FL LLC		59			59
BIOTECH		52	7	12%	59
SANDY PINES	2	55	2	3%	59
FAWCETT MEMORIAL HOSPITAL LABORATORY			59	100%	59
MILLER BIOCONNECT		43	16	27%	59
INTERNAL LAB		50	9	15%	59
EAST ALABAMA MEDICAL CENTER LABORATORY		50	8	14%	58
THE CANOPY AT BERRYHILL		58			58
POINTE, THE		56	2	3%	58
CENTRA CARE POINCIANA	1	45	12	21%	58
AMERICAN FAMILY MEDICAL		48	10	17%	58
BIG BOCA SMILES LLC☐		56	2	3%	58
Margate Health and Rehabilitation Center		56	2	3%	58
LECONTE MEDICAL CENTER LAB		42	16	28%	58
DAYSPRING SENIOR LIVING LLC		57	1	2%	58
EMBRY RIDDLE AERONAUTICAL UNIVERSITY HEALTH SERVICES			58	100%	58
DOS OF NORTH SHORES NURSING & REHAB CENTER		57			57
KAPG FLEMING ISLAND SENIOR HOUSING OPCO LLC	1	56			57
OKEECHOBEE COUNTY HEALTH DEPT	1	34	22	39%	57
GV NAPLES OPCO, LLC		57			57
Life Care Center of Sarasota		48	9	16%	57
RESTORE HEALTH URGENT CARE		20	37	65%	57

COVID-19: testing by laboratory

Data through Dec 28, 2020 verified as of Dec 29, 2020 at 09:25 AM

Data in this report are provisional and subject to change.

The numbers in the table below represent the number of Florida and non-Florida residents for whom test results were received by the Department of Health. A person can be tested by more than one laboratory and can have both positive and negative results. **Therefore, the sum of the numbers in each column will be larger than the total number of people tested.**

Reporting lab	Inconclusive	Negative	Positive	Percent positive	Total
Crystal Health & Rehab Center		57			57
MEDIPATH LLC		2	55	96%	57
ANTHEM LAKES LLC		57			57
MILLENIUM PHYSICIANS GROUP		1	56	98%	57
ALZHEIMERS CARE CENTER OF VIERA LTD		37	20	35%	57
PORT SAINT LUCIE HOSPITAL		57			57
GENPATH			57	100%	57
MOBILE PHYSICIAN SERVICES INC		55	2	4%	57
ASCENSION SACRED HEART BAY LABORATORY		54	3	5%	57
WHITE WILSON MEDICAL CENTER PA - NAVARRE			56	100%	56
TAVARES PEDIATRICS		52	4	7%	56
EAGLES WATCH CLUSTER		47	9	16%	56
ALTERNATIVE LIVING, INC DBA TWIN CITIES PAVILION		56			56
FLAGLER COLLEGE HEALTH SERVICES		39	17	30%	56
PEDIATRIC SPECIALISTS MEDICAL GROUP☐	1	54	1	2%	56
MINUTECLINIC LLC #5187		46	10	18%	56
ROSECASTLE OF CITRUS		56			56
MED COMP SCIENCES		1	55	98%	56
PALM BAY URGENT CARE		28	27	49%	55
ADVANCED MEDICAL GROUP		1	54	98%	55
SONATA HUNTERS CREEK		47	8	15%	55
ADVENTHEALTH MEDICAL GROUP FAMILY MEDICINE AT		45	10	18%	55
HEARTLAND PEDIATRICS OF LAKE PLACID PA		44	11	20%	55
CENTRAL FLORIDA HEALTHCARE GROUP LLC		48	7	13%	55
PREMIER MEDICAL ASSOCIATES ALL FLORIDA LLC		54	1	2%	55
FAMILY HEALTH CENTERS OF SOUTHWEST FLORIDA INC		34	21	38%	55
TWIN CREEKS ASSISTED LIVING & MEMORY CARE		53	2	4%	55
UNITED LABORATORY SERVICES CORPORATION		38	16	30%	54
CLERMONT HEALTH AND REHAB		40	14	26%	54
CERTUS MTD OPCP LLC		52	2	4%	54
INDIGO MANOR☐		22	32	59%	54
JUNIPER VILLAGE AT NAPLES		53	1	2%	54
CRAIG BERGER MD PL D/B/A BAY AREA EYE INSTITUTE		54			54
TIFFANY HALL NURSING AND REHAB		44	10	19%	54
CENTRA CARE - CONWAY		21	33	61%	54
ST. CLOUD MEDICAL GROUP		54			54
SARASOTA CO. HEALTH DEPT # 58		40	14	26%	54
East Bay Rehabilitation Center		33	21	39%	54
AFTER HOURS PEDIATRICS INC	1	1	51	96%	53
PANAMA PHARMACY	2	46	5	9%	53
CENTURY CENTER FOR REHABILITATION & HEALING		38	15	28%	53
REGENTS PARK OF BOCA RATON☐		50	2	4%	52
KENNEDY PAIN CLINIC GROUP LLC		45	7	13%	52
INTERNAL MEDICINE SPECIALIST		46	6	12%	52
PARKSIDE INN		52			52
North Lake Care Center		52			52
KINDRED HOSPITAL THE PALM BEACHES		50	2	4%	52

COVID-19: testing by laboratory

Data through Dec 28, 2020 verified as of Dec 29, 2020 at 09:25 AM

Data in this report are provisional and subject to change.

The numbers in the table below represent the number of Florida and non-Florida residents for whom test results were received by the Department of Health. A person can be tested by more than one laboratory and can have both positive and negative results. **Therefore, the sum of the numbers in each column will be larger than the total number of people tested.**

Reporting lab	Inconclusive	Negative	Positive	Percent positive	Total
ADVENT HEALTH		49	3	6%	52
AFC PHYSICIANS OF FLORIDA		37	15	29%	52
WILSON MEMORIAL REGIONAL MEDICAL CENTER		49	3	6%	52
MICRO PATH LABORATORIES INC		50	2	4%	52
FHMG LAKE MARY PEDS		44	8	15%	52
VETERANS AFFAIRS MEDICAL CENTER - GULF COAST		27	25	48%	52
ENCOMPASS HEALTH REHABILITATION HOSPITAL	2	50			52
MACADAMS HOME HEALTH AGENCY		51			51
NOVARI CARE LLC		45	6	12%	51
GULFVIEW MEDICAL INSTITUTE		51			51
CITRUS MEMORIAL HOSPITAL			51	100%	51
LENOX HILL HOSPITAL		47	4	8%	51
RESEARCH CENTERS OF AMERICA, LLC		39	12	24%	51
APOLLOMDX LABS		29	22	43%	51
MAGNOLIA FAMILY URGENT CARE		46	4	8%	50
SEMINOLE SPORTS AND FAMILY MEDICINE		47	3	6%	50
GATEWAY CARE CENTER		50			50
NORTH SHORE UNIVERSITY HOSPITAL LABORATORY		46	4	8%	50
SNH BRFL TENANT LLC		50			50
ELLENTON PEDIATRICS PA		45	5	10%	50
SOLARIS HEALTHCARE BAYONET POINT		48	2	4%	50
BROOKDALE FORT MYERS THE COLONY		50			50
SONATA BOCA RATON		48	2	4%	50
JERICO URGENT CARE		47	3	6%	50
PHYSICIANS PRIMARY CARE OF SOUTHWEST FLORIDA		39	11	22%	50
ADVENT HEALTH - PALM COAST		1	49	98%	50
PALMS EDGE	1	46	3	6%	50
HARBORCHASE OF VERO BEACH		46	4	8%	50
ALLEGRO		47	2	4%	49
SOMERBY LAKE NONA		48	1	2%	49
A COUNTRY PLACE ASSISTED LIVING FACILITY		49			49
NITE LITE PEDIATRICS - PORT ST. LUCIE		42	7	14%	49
GENEDX		36	13	27%	49
RIVERSIDE RECOVERY OF TAMPA		48	1	2%	49
KENDALL REGIONAL MEDICAL CENTER LAB	3		46	94%	49
ORLANDO HEALTH AND REHAB CENTER		14	35	71%	49
USF		1	48	98%	49
ISLAND DOCTORS			49	100%	49
ZON BEACHSIDE LLC		39	10	20%	49
SOLARIS SENIOR LIVING NORTH NAPLES		48	1	2%	49
ALLIANCE PEDIATRICS		24	24	50%	48
COURTYARD GARDENS OF JUPITER		48			48
BIOIQ			48	100%	48
CARENOW URGENT CARE - LAKE MARY			48	100%	48
NAPLES PEDIATRICS INC		43	5	10%	48
MIAMI VA HEALTHCARE SYSTEM			48	100%	48
ADVENT HEALTH CENTRA CARE - EAST ORLANDO		21	27	56%	48

COVID-19: testing by laboratory

Data through Dec 28, 2020 verified as of Dec 29, 2020 at 09:25 AM

Data in this report are provisional and subject to change.

The numbers in the table below represent the number of Florida and non-Florida residents for whom test results were received by the Department of Health. A person can be tested by more than one laboratory and can have both positive and negative results. **Therefore, the sum of the numbers in each column will be larger than the total number of people tested.**

Reporting lab	Inconclusive	Negative	Positive	Percent positive	Total
RIVER TOWN DIAGNOSTIC LLC		14	34	71%	48
BAY CENTER HURRICANE SHELTER		48			48
MEDICATION ROOMS-CSU/CI NURSE STATION	1	41	6	13%	48
NEW SMYRNA BEACH URGENT CARE			48	100%	48
ST FRANCIS HOSPITAL		42	6	13%	48
SOFT CELL LABORATORIES		45	3	6%	48
INTERLAB		1	46	98%	47
PRIME HEALTH OF NORTH PORT LLC		42	5	11%	47
PEDIATRICS IN BREVARD PA- ROCKLEDGE		39	8	17%	47
ALEXANDER NININGER STATE VETERANS		47			47
PEDIATRIC CARE CENTER- JACKSONVILLE BEACH		19	28	60%	47
ADVENT HEALTH CENTRA CARE - SAND LAKE		18	29	62%	47
CATHOLIC HEALTH SERVICES REGIONAL LAB		43	4	9%	47
TRINITY AL SENIOR HOUSING LLC□		44	3	6%	47
SONNIS PEDIATRICS PA		46	1	2%	47
BAPTIST MEDICAL CENTER SOUTH		35	12	26%	47
AMERICAN FAMILY MEDICAL LLC		32	15	32%	47
BROWARD HEALTH MEDICAL CENTER CLINICAL LAB			47	100%	47
BARRY UNIVERSITY STUDENT HEALTH SERVICES		37	10	21%	47
NAVARRE GARDENS		41	6	13%	47
HARTFORD HEALTH SERVICES LLC		46			46
FLORIDA ATLANTIC UNIVERSITY STUDENT HEALTH		35	11	24%	46
ST MARK VILLAGE		43	3	7%	46
PREMIER PLACE HEALTHCARE AT THE GLENVIEW		46			46
CHILDREN'S HOSPITAL OF ALABAMA		45	1	2%	46
ELMCROFT OF BELLA VITA□		38	8	17%	46
HEALTH DESIGNS		40	6	13%	46
EAST MANATEE FAMILY	1	1	44	96%	46
H LEE MOFFITT CANCER CENTER MICRO		46			46
MAINSTREAM DIAGNOSTIC LABORATORY LLC		40	6	13%	46
FAMILY EXTENDED CARE OF CENTRAL TAMPA		46			46
SUNRISE URGENT CARE ASSOCIATES LLC D/B/A	1	13	31	69%	45
MALCOM RANDALL DEPT OF VAMC			45	100%	45
ADVENT HEALTH MEDICAL GROUP OB GYN AT		39	6	13%	45
BioReference Laboratories, Inc		6	39	87%	45
SOUTHPORT SQUARE HARBOUR HEALTH		45			45
ALTAMONTE PEDIATRIC ASSOCIATES		31	14	31%	45
UNIVERSITY OF CENTRAL FLORIDA HEALTH SERVICES		45			45
VISITING PHYSICIANS ASSOCIATION		40	4	9%	44
MOOSEHAVEN LIFE CARE CENTER		44			44
PALM BAY PEDIATRICS		33	11	25%	44
JACOBI MEDICAL CENTER		42	2	5%	44
HEALTH FIRST - CAPE CANAVERAL HOSPITAL		1	43	98%	44
FLORIDA HEALTH CARE		6	38	86%	44
STEINHATCHEE FAMILY MEDICAL CENTER□		40	4	9%	44
PEDIATRICS OF CENTRAL FLORIDA – SAINT CLOUD	2	40	2	5%	44
SUSANNA WESLEY HEALTH CENTER		39	5	11%	44

COVID-19: testing by laboratory

Data through Dec 28, 2020 verified as of Dec 29, 2020 at 09:25 AM

Data in this report are provisional and subject to change.

The numbers in the table below represent the number of Florida and non-Florida residents for whom test results were received by the Department of Health. A person can be tested by more than one laboratory and can have both positive and negative results. **Therefore, the sum of the numbers in each column will be larger than the total number of people tested.**

Reporting lab	Inconclusive	Negative	Positive	Percent positive	Total
ALLIANCE OF PHYSICIANS AGAINST COVID-19			44	100%	44
CLINICA HISPANA			44	100%	44
Darcy Hall Of Life Care		44			44
EXPERTUS LABORATORIES INC		17	27	61%	44
BRANCH MEDICAL CLINIC			43	100%	43
RITECARE MED CTR H			43	100%	43
QUOTIENT SCIENCES			43	100%	43
ROSECASTLE AT DELANEY CREEK		42	1	2%	43
STUART URGENT CARE			43	100%	43
PATRICK AIR FORCE BASE		3	40	93%	43
WASHINGTON REHAB AND NURSING		41	2	5%	43
LAKE MARY KIDS CENTRA CARE		33	10	23%	43
Guardian Care Nursing and Rehabilitation Center		43			43
WINTER GARDEN REHAB AND NURSING CENTER		40	3	7%	43
ADVENT HEALTH - MOUNT DORA		6	37	86%	43
PREMIER MEDICAL ASSOCIATES		43			43
SOUTHEAST ALABAMA MEDICAL CENTER			43	100%	43
ADVENT HEALTH - LAKE MARY		35	8	19%	43
VITAS HEALTHCARE CORP OF FLORIDA		42			42
FLORIDA HOSPITAL		26	16	38%	42
CLINICAL LABORATORY		42			42
GREENLEAF ALF		42			42
KINDRED HOSPITAL MELBOURNE		42			42
TROY REGIONAL MEDICAL CENTER		34	8	19%	42
Atlantic Shore Nursing and Rehab		42			42
PEDIATRICS OF CENTRAL FLORIDA KISSI		33	8	20%	41
CLARE BRIDGE OF SARASOTA		40	1	2%	41
FAMILY EXTENDED CARE OF WINTER HAVEN		39	2	5%	41
REDI-MED WALK-IN FAMILY CARE			41	100%	41
MAIMONIDES-SHALOM ACADEMY, INC		40	1	2%	41
QUALITY URGENT CARE AND WELLNESS		31	10	24%	41
PRECISION HEALTH SOLUTIONS LAB		9	32	78%	41
NAVARRE GARDENS LLC		35	6	15%	41
CENTRA CARE – APOPKA	1	2	38	93%	41
EMERALD COAST BEHAVIORAL HOSPITAL		39	2	5%	41
POPLAR HEALTHCARE PLLC	1	11	29	71%	41
MID FLORIDA PATHOLOGY LLC MOBILE UNIT #4		23	18	44%	41
MARTIN ACQUISITION 1 LLC DBA		37	4	10%	41
ARDEN COURTS OF FORT MYERS		40	1	2%	41
FLORIDA HOSPITAL NEW SMYRNA		4	37	90%	41
Peninsula Care and Rehab		39	2	5%	41
SARATOGA HOSPITAL LABORATORY		37	3	8%	40
WELL HEALTH WORKS		39	1	3%	40
ARBOR TERRACE SAN JOSE LLC		39	1	3%	40
BRONX LEBANON HOSPITAL-MEDICAL CENTER		37	3	8%	40
Cross Landings Health and Rehabilitation		40			40
ARBOR OAKS AT TYRONE	3	37			40

COVID-19: testing by laboratory

Data through Dec 28, 2020 verified as of Dec 29, 2020 at 09:25 AM

Data in this report are provisional and subject to change.

The numbers in the table below represent the number of Florida and non-Florida residents for whom test results were received by the Department of Health. A person can be tested by more than one laboratory and can have both positive and negative results. **Therefore, the sum of the numbers in each column will be larger than the total number of people tested.**

Reporting lab	Inconclusive	Negative	Positive	Percent positive	Total
PICH KTM CORP DBA MEDTOWN PHARMACY		34	6	15%	40
HOSPICE OF ST FRANCIS INC□		38	2	5%	40
PRIDE DIAGNOSTICS		24	16	40%	40
DAVID POSNACK JEWISH DAY SCHOOL		40			40
INN AT THE FOUNTAINS, THE		34	6	15%	40
QUALITY URGENT CARE AND WELLNESS PL		26	14	35%	40
TGH URGENT CARE POWERED BY FAST TRACK			39	100%	39
ADVENT HEALTH EXPRESS CARE		3	36	92%	39
OAK MANOR NURSING HOME		38	1	3%	39
GRAND ST PAUL CVS		39			39
CHAMBREL AT ISLAND LAKE		38	1	3%	39
SUMMIT MEDICAL GROUP PA		38	1	3%	39
CAPITAL REGIONAL MEDICAL CENTER		2	37	95%	39
COOPER FAMILY MEDICAL, PLLC		34	5	13%	39
NEXT MOLECULAR ANALYTICS		9	30	77%	39
ROCKLEDGE REGIONAL MEDICAL CENTER		30	9	23%	39
MEDEX MEDICAL EXPRESS OF PALATKA LLC			39	100%	39
BAY COUNTY JAIL ANNEX		34	5	13%	39
OPPENHEIMER PLASTIC SURGERY LLC		37	2	5%	39
CLINICAL RESEARCH SEQUENCING PLATFORM		8	31	79%	39
JPR URGENT MEDICAL CARE		39			39
EC OPCO CARROLLWOOD LLC		33	6	15%	39
A2Z DIAGNOSTICS		39			39
IMA MEDICAL GROUP		25	14	36%	39
URGENT CARE & WELLNESS CENTER		10	29	74%	39
NADAL PEDIATRICS		32	6	16%	38
FLORIDA HEALTH CARE DELAND			38	100%	38
BOND CLINIC PA		8	30	79%	38
ORCHID COVE AT DAYTONA		34	4	11%	38
FIRST CHOICE URGENT CARE		10	28	74%	38
SOMERBY OF SANTA ROSA BEACH		36	2	5%	38
HOMEWOOD RESIDENCE AT FREEDOM PLAZA		37	1	3%	38
PALM RIVER COMMUNITY HEALTH CENTER		33	5	13%	38
SEMINOLE TRIBE OF FLORIDA		29	9	24%	38
RAINBOW PEDIATRICS PC LLC / BREAKFAST POINT		38			38
ADVENT HEALTH - LAKE WALES		28	10	26%	38
FLORIDA MEDICAL CLINIC PA		35	3	8%	38
NORTH FLORIDA SPINE AND WELLNESS		31	7	18%	38
TUKA PEDIATRICS		1	37	97%	38
LOURDES HOSPITAL INC		36	2	5%	38
COOPER FAMILY MEDICAL PLLC		29	9	24%	38
ROCHESTER GENERAL HOSPITAL LABORATORY		37	1	3%	38
BOND CLINIC, PA		9	29	76%	38
UNIVERSITY OF ALABAMA		35	3	8%	38
NEW YORK PRESBYTERIAN - QUEENS DIAGNOSTIC		37	1	3%	38
ONE MILO		37			37
FLORIDA DEPARMENT OF HEALTH CLAY COUNTY		25	12	32%	37

COVID-19: testing by laboratory

Data through Dec 28, 2020 verified as of Dec 29, 2020 at 09:25 AM

Data in this report are provisional and subject to change.

The numbers in the table below represent the number of Florida and non-Florida residents for whom test results were received by the Department of Health. A person can be tested by more than one laboratory and can have both positive and negative results. **Therefore, the sum of the numbers in each column will be larger than the total number of people tested.**

Reporting lab	Inconclusive	Negative	Positive	Percent positive	Total
MEDICAL CONSULTANTS OF FLORIDA LLC		31	6	16%	37
BENTON HOUSE OF ST. JOHNS		36	1	3%	37
PENNSYLVANIA DEPT OF HEALTH		20	17	46%	37
THE COLLIER AT NAPLES		36	1	3%	37
FHMG_CTR FOR SENIOR HEALTH		32	5	14%	37
HAWTHORN HOUSE☐		30	7	19%	37
BARKLEY PLACE		36	1	3%	37
MINUTECLINIC DIAGNOSTIC OF TEXAS, LLC		32	5	14%	37
HOSPICE OF THE EMERALD COAST INC - PANAMA CITY		36	1	3%	37
BIOREFERENCE LABORATORIES		3	34	92%	37
INTERNAL MEDICINE & PEDIATRICS OF TAMPA BAY PA		24	13	35%	37
BOULEVARD REHABILITATION CENTER		24	13	35%	37
KINDRED HOSPITAL-BAY AREA-ST PETERSBURG LAB		37			37
NEOGENOMICS LABORATORIES INC		37			37
PATHOGENIUS LABORATORIES		30	7	19%	37
HERNANDO COUNTY FIRE RESCUE DISTRICT		14	23	62%	37
BEACHES PEDIATRICS PA		35	2	5%	37
KINDRED HOSPITAL - SOUTH FLORIDA		37			37
PONCE THERAPY CARE CENTER		34	3	8%	37
FAMILY EXTENDED CARE OF SEBRING INC		35	2	5%	37
BVL/LITTLE ANGEL PEDIATRICS		36			36
MENTAL HEALTH CARE INC		31	5	14%	36
BUECHELE DENTAL PA DBA CLERMONT FAMILY DENTISTRY		32	4	11%	36
STEWART SEBASTIAN RIVER MEDICAL CENTER		27	9	25%	36
DOH-WEST PALM BEACH BRANCH LABORATORY		2	34	94%	36
ROHR HOME		33	3	8%	36
CEDAR CREEK AT KINGS BAY INC		36			36
FINLAY CLINICAL LABORATORY		19	17	47%	36
TRADITIONAL HOME HEALTH OF PALM BEACH INC		36			36
CYPRESS COVE		34	2	6%	36
BROOKDALE PALMER RANCH	1	33	2	6%	36
CAPE REGIONAL MEDICAL CENTER		35	1	3%	36
AMERICAN HOUSE SENIOR LIVING		36			36
ADVENTHEALTH EXPRESS CARE AT WALGREENS 49TH STREET		27	8	23%	35
VENICE REGIONAL MEDICAL CENTER BAYFRONT HEALTH		12	23	66%	35
QHC UPSTATE MEDICAL PC		30	5	14%	35
HR SARASOTA OPERATOR LLC		25	10	29%	35
LITTLE NECK URGENT CARE		34	1	3%	35
CARDIOLOGY AND MEDICINE ASSOCIATES		26	9	26%	35
ECOLAB GROUP		7	28	80%	35
LAKELAND REGIONAL HEALTH LAKE MIRIAM		3	32	91%	35
CROSS CITY REHABILITATION AND HEALTH CARE CENTER		35			35
BAYSHORE PATHOLOGY CONSULTANTS PA		34	1	3%	35
ADVANCED MEDICAL OF NAPLES LLC			35	100%	35
ADVENT HEALTH - FISH MEMORIAL		2	33	94%	35
FLORIDA MEDICAL CLINIC LLC		24	11	31%	35
IRL		4	31	89%	35

COVID-19: testing by laboratory

Data through Dec 28, 2020 verified as of Dec 29, 2020 at 09:25 AM

Data in this report are provisional and subject to change.

The numbers in the table below represent the number of Florida and non-Florida residents for whom test results were received by the Department of Health. A person can be tested by more than one laboratory and can have both positive and negative results. **Therefore, the sum of the numbers in each column will be larger than the total number of people tested.**

Reporting lab	Inconclusive	Negative	Positive	Percent positive	Total
INTERNAL MEDICINE ASSOCIATES PA		33	2	6%	35
MARQUIS LABS, LLC		35			35
P23 LABS		35			35
life Care Center of Melbourne		21	14	40%	35
WEST ISLIP URGENT CARE		34			34
FERN PARK DEVELOPMENTAL CENTER			34	100%	34
BAY PINES MEDICAL ASSOCIATES		1	33	97%	34
CRANE CENTER		22	12	35%	34
BROWARD PARTNERSHIP	1	33			34
CORAL GABLES HOSPITAL			34	100%	34
EGLIN AFB		9	25	74%	34
PENSACOLA PEDIATRICS, PA		27	7	21%	34
MOLECULAR DIAGNOSTICS		1	33	97%	34
LAKE HOWELL FAMILY MEDICINE ASSOCIATES		28	6	18%	34
CENTRA CARE – LAKE NONA		3	31	91%	34
Palms at Ponte Vedra Assisted Living and Memory Care		33	1	3%	34
PARAMOUNT WALK-IN CLINIC		1	33	97%	34
ADVENTIST HEALTH SYSTEM FLORIDA		26	7	21%	33
Kensington Gardens		33			33
DOH		17	16	48%	33
TERRACE AT HOBE SOUND, THE	1	31	1	3%	33
BOND CLINIC		3	30	91%	33
CHERRY OAK PALM BEACH COUNTY		33			33
EC OPCO PENSACOLA, LLC		33			33
SANFORD MOBILE LAB PGA TOUR		32	1	3%	33
NORTHWELL HEALTH PLAINVIEW HOSPITAL LABORATORY		26	7	21%	33
MEDLOGIC LABORATORIES		3	30	91%	33
ST. MARYS MEDICAL CENTER		1	32	97%	33
KINDRED AT HOME		26	7	21%	33
AHSE ROP		32	1	3%	33
AYERS NURSING AND REHABILITATION CENTER		33			33
KAPG ST AUGUSTINE SENIOR HOUSING OPCO LLC		33			33
SH HERON EAST LLC		33			33
PRMG - EAST NAPLES		23	10	30%	33
ACCURATE DIAGNOSTIC LAB		32	1	3%	33
RASHDA ALBIBI M.D. P.A.		30	2	6%	32
WESTMINSTER ST AUGUSTINE		32			32
PHYSICIAN ASSOCIATES LLC		26	6	19%	32
BRISTOL AT TAMPA, THE		28	4	13%	32
UNIVERSITY HOSPITAL		28	4	13%	32
QUICK CARE MED LLC		26	6	19%	32
VILLAGE ON THE ISLE		27	5	16%	32
COLLIER HMA PHYSICIAN MANAGEMENT LLC		26	6	19%	32
MISSION OAKS ASSISTED LIVING		31	1	3%	32
COASTAL INTERNAL MEDICINE		24	8	25%	32
JACKSON HEALTH SYSTEM		1	31	97%	32
Palm Garden of Largo		32			32

COVID-19: testing by laboratory

Data through Dec 28, 2020 verified as of Dec 29, 2020 at 09:25 AM

Data in this report are provisional and subject to change.

The numbers in the table below represent the number of Florida and non-Florida residents for whom test results were received by the Department of Health. A person can be tested by more than one laboratory and can have both positive and negative results. **Therefore, the sum of the numbers in each column will be larger than the total number of people tested.**

Reporting lab	Inconclusive	Negative	Positive	Percent positive	Total
MINUTECLINIC DIAGNOSTIC OF RHODE ISLAND, LLC #1544		31	1	3%	32
HOLZER HEALTH CENTER			32	100%	32
AMERICAN HOUSE COCONUT POINT		30	2	6%	32
BIOFIRE		7	25	78%	32
ST AUGUSTINE PEDIATRIC ASSOC		30	2	6%	32
HARMONY CLINIC		1	31	97%	32
AZALEA TRACE PHYSICIAN SERVICES		32			32
METRO KNOXVILLE HMA		25	7	22%	32
OPIS COQUINA CENTER		32			32
FHMG- FLORIDA HOSPITAL MEDICAL GROUP		23	8	26%	31
IPSUM DIAGNOSTICS		3	28	90%	31
MANOR CARE OF PALM HARBOR		31			31
GRAND OAKS OF PALM CITY LLC	1	28	2	6%	31
DISCOVERY COMMONS AT BRADENTON		31			31
VETERANS HOME			31	100%	31
AU HEALTH		26	5	16%	31
REDI-MED WALK IN FAMILY CLINIC			31	100%	31
Life Care Center at Inverrary		31			31
REGENCY PARK ASSISTED LIVING FACILITY		29	2	6%	31
NIGHT LITE PEDIATRICS URGENT CARE CENTER			31	100%	31
KINDRED HOSPITAL NORTH FLORIDA		29	2	6%	31
ESCAMBIA COUNTY JAIL		18	13	42%	31
ADVENT HEALTH CENTRA CARE - APOPKA NORTH		10	20	67%	30
STEWARD MEDICAL GROUP, INC		21	9	30%	30
BEEHIVE HOMES OF GULF BREEZE		19	11	37%	30
PHOSPHORUS DIAGNOSTICS		27	3	10%	30
PERSONAL PEDIATRICS		27	3	10%	30
BRIDGEVIEW CENTER LLC		27	3	10%	30
SOUTHERN LABORATORY		6	24	80%	30
AMEERAH LABS			30	100%	30
HERITAGE WATERSIDE		27	3	10%	30
PINELLAS COUNTY JAIL			30	100%	30
BISHOP GRADY VILLAS		30			30
TITUSVILLE FAMILY PRACTICE		14	16	53%	30
PECONIC BAY MEDICAL CENTER LABORATORY		24	6	20%	30
LabCorp L#09258130 M#09258125		12	18	60%	30
LCS SANDHILL COVE LLC DBA		29	1	3%	30
Golfview Healthcare Center		30			30
FLORIDA HEALTH CARE PLANS INC		1	29	97%	30
Crossbreeze care center		29	1	3%	30
Summit Medical Group, Pa DbA Citymd		28	2	7%	30
TRADITIONAL HOME CARE INC		29			29
WUESTHOFF MEMORIAL HOSPITAL			29	100%	29
SUNTREE INTERNAL MEDICINE		29			29
COMPREHENSIVE CHILDCARE		23	6	21%	29
BELVEDERE COMMONS OF SUN CITY CENTER		29			29
WESTWOOD NURSING AND REHABILITATION		28	1	3%	29

COVID-19: testing by laboratory

Data through Dec 28, 2020 verified as of Dec 29, 2020 at 09:25 AM

Data in this report are provisional and subject to change.

The numbers in the table below represent the number of Florida and non-Florida residents for whom test results were received by the Department of Health. A person can be tested by more than one laboratory and can have both positive and negative results. **Therefore, the sum of the numbers in each column will be larger than the total number of people tested.**

Reporting lab	Inconclusive	Negative	Positive	Percent positive	Total
LAKE CITY VA MEDICAL CENTER			29	100%	29
Coastal Health and Rehabilitation Center		28	1	3%	29
WATERCREST ST LUCIE WEST	1	27	1	3%	29
THE TERRACE AT IVY ACRES ALF		11	18	62%	29
PRINCETON VILLAGE□		26	3	10%	29
ERDOX		28	1	3%	29
IMA MEDICAL GROUP POINCIANA		14	15	52%	29
UNIV OF ROCHESTER-STRONG MEMORIAL HOSP		28	1	3%	29
JACKSONVILLE UNIVERSITY		27	2	7%	29
TAYLORVILLE FAMILY MEDICINE		22	7	24%	29
Mt Sinai Aventura			29	100%	29
EVERLYWELL		16	13	45%	29
BALMORAL TENANT SERVICES INC		29			29
MAUREEN OROURKE-FUTEY			29	100%	29
CITYMD OF MANAHAWKIN		27	2	7%	29
FELICIDAD MEDICAL CENTER			29	100%	29
P4CLINICAL	3	2	24	83%	29
NEMOURS CHILDRENS CLINIC		22	7	24%	29
CENTRA CARE - DR. PHILLIPS		1	28	97%	29
PLAINVIEW URGENT CARE		27	1	4%	28
ACTIVE SENIOR LIVING		26	2	7%	28
NIGHT LITE PEDIATRICS CENTER LLC		8	20	71%	28
MEDRITE URGENT CARE		20	8	29%	28
CALADIUM PEDIATRICS		27	1	4%	28
HOLISTIC PEDIATRICS GROUP LLC		25	3	11%	28
UNION MEDICAL CARE PLLC		28			28
ASHRAF MEDICAL GROUP PLLC DBA PULSE MD		28			28
PALM GARDEN OF JACKSONVILLE		27	1	4%	28
PORT ST LUCIE HOSPITAL		25	3	11%	28
LONGLEAF DIAGNOSTIC LABORATORIES		3	25	89%	28
Heartland Health Care Center North Sarasota		18	10	36%	28
SANTA BARBARA CARE CENTER		17	10	37%	27
EXPRESS CARE OF BELLEVIEW		27			27
SUNCOAST LABS			27	100%	27
MED ONE AT SAINT AUGUSTINE		20	7	26%	27
MOBILE DOC FL, LLC		22	5	19%	27
HIGHLANDS LAKE CENTER		27			27
MAINSTREET FAMILY URGENT CARE		1	26	96%	27
MINUTE CLINIC INCORPORATE		22	5	19%	27
GOOD HEARTS COVID TESTING		8	19	70%	27
WOLFF CTR FOR CHILD & ADOLESCENT HEALTH PLLC,THE		18	9	33%	27
UCLA HEALTHCARE CLINICAL LABS		23	4	15%	27
UTAH CVS PHARMACY, LLC		26	1	4%	27
CDC		17	10	37%	27
WHITE WILSON MEDICAL CENTER IMMEDIATE CARE			27	100%	27
NORTH FLORIDA PEDIATRICS		25	2	7%	27
PRACTICE MANAGEMENT OF AMERICA, INC.		5	22	81%	27

COVID-19: testing by laboratory

Data through Dec 28, 2020 verified as of Dec 29, 2020 at 09:25 AM

Data in this report are provisional and subject to change.

The numbers in the table below represent the number of Florida and non-Florida residents for whom test results were received by the Department of Health. A person can be tested by more than one laboratory and can have both positive and negative results. **Therefore, the sum of the numbers in each column will be larger than the total number of people tested.**

Reporting lab	Inconclusive	Negative	Positive	Percent positive	Total
OAKTREE HEALTHCARE			27	100%	27
UNION MEDICAL CARE		27			27
ARIZONA DEPARTMENT OF HEALTH SERVICES			27	100%	27
WEST COAST FAMILY MEDICAL CARE		18	9	33%	27
CONNECTICUT DEPARTMENT OF HEALTH		22	5	19%	27
EDEN AT CRESTVIEW		12	15	56%	27
LAKELAND NURSING AND REHABILITATION CENTER			27	100%	27
ISLAND URGENT CARE PLLC		26			26
CENTRA CARE – SAND LAKE		1	25	96%	26
CLERMONT URGENT CARE			26	100%	26
PULMONARY SPECIALISTS OF THE PALM BEACHES		16	10	38%	26
LOOP PEDIATRICS		22	4	15%	26
CDR MAGUIRE - MIAMI BEACH CC MISSION 17388		2	24	92%	26
ADDINGTON PLACE AT WELLINGTON GREEN		25	1	4%	26
HEALTH FIRST - VIERA HOSPITAL		1	25	96%	26
WILLOWBROOKE COURT AT ST ANDREWS ESTATES		22	4	15%	26
LONG ISLAND JEWISH MED CTR		25	1	4%	26
THE MINIER URGENT CARE		20	6	23%	26
MINUTECLINIC DIAGNOSTIC OF OHIO LLC		19	7	27%	26
PALM BAY HOSPITAL			26	100%	26
MCW MENTAL HEALTH LLC		26			26
WHOLE FAMILY HEALTH CENTER INC		18	8	31%	26
MINUTE CLINIC LLC #2216		25	1	4%	26
LINCOLN DIAGNOSTIC LAB		25	1	4%	26
ADVENT HEALTH PARTIN SETTLEMENT HEALTH PARK		18	8	31%	26
MONCRIEF ARMY HEALTH CLINIC			26	100%	26
PORT CHARLOTTE REHABILITATION CENTER		22	4	15%	26
CDR MAGUIRE INC	1	2	22	88%	25
STATEN ISLAND UNIVERSITY HOSPITAL-POUCH		25			25
LAFAYETTE NURSING AND REHABILITATION CENTER		25			25
BAY COUNTY SHERIFFS OFFICE JAIL FACILITY		21	4	16%	25
ST. CLOUD HOSPITAL		20	5	20%	25
RENAISSANCE AT THE TERRACES		25			25
FAMILY CARE PARTNERS		15	10	40%	25
SANITAS		4	21	84%	25
WOMENS CARE FLORIDA LABORATORY		25			25
PENSACOLA DEVELOPMENTAL CENTER		9	16	64%	25
MAGNOLIA MEDICAL CLINIC		1	24	96%	25
FIRSTCARE CLINIC		7	18	72%	25
RJ LEE GROUP	1	23	1	4%	25
LEVY COUNTY DEPARTMENT OF HEALTH		20	5	20%	25
ADVENT HEALTH CENTRA CARE - LAKE BUTLER BOULEVARD			25	100%	25
ARCPOINT LABS OF FORT LAUDERDALE		25			25
GRAMERCY PARK URGENT CARE		25			25
BOCA BIOLISTIC REFERENCE LAB			25	100%	25
WAVE CREST HEALTH AND REHABILITATION CENTER		25			25
UNIPATH		18	7	28%	25

COVID-19: testing by laboratory

Data through Dec 28, 2020 verified as of Dec 29, 2020 at 09:25 AM

Data in this report are provisional and subject to change.

The numbers in the table below represent the number of Florida and non-Florida residents for whom test results were received by the Department of Health. A person can be tested by more than one laboratory and can have both positive and negative results. **Therefore, the sum of the numbers in each column will be larger than the total number of people tested.**

Reporting lab	Inconclusive	Negative	Positive	Percent positive	Total
VILLAGES REHABILITATION AND NURSING CENTER		24			24
BONIFAY NURSING AND REHAB CENTER			24	100%	24
JACKSON COUNTY HEALTH DEPARTMENT		11	13	54%	24
SOUTHSIDE HOSPITAL NORTHWELL HEALTH LABORATORY		22	2	8%	24
University Hills health and Rehabilitation		15	9	38%	24
LABORATORY DYNAMICS		20	4	17%	24
JAMAICA HOSPITAL MEDICAL CENTER		23	1	4%	24
MADWAR		19	5	21%	24
TARPON BAYOU CENTER			24	100%	24
PLANT CITY PEDIATRICS		23	1	4%	24
SPRING MANOR ASSISTED LIVING		24			24
HENNEPIN COUNTY MEDICAL CENTER (HCMC)		13	11	46%	24
SEVEN HILLS HEALTH AND REHABILITATION CENTER		24			24
WEST		14	10	42%	24
SENIOR HEALTH OF WINTER PARK DUNDEE		24			24
LINCOLN MEDICAL AND MENTAL HEALTH CENTER		23	1	4%	24
MINUTECLINIC DIAGNOSTIC OF RHODE ISLAND, LLC #212		24			24
MOOSEHAVEN HEALTH CENTER		12	12	50%	24
HOME CARE PHARMACY		24			24
MEDCOMP SCIENCES			24	100%	24
WELLNOW URGENT CARE		23	1	4%	24
WESTMINSTER WOODS ON JULINGTON CREEK		22	2	8%	24
CINNAMON COVE ALF		24			24
PORT SAINT JOHN FAMILY PRACTICE		18	6	25%	24
THE CHAPPEL GROUP RESEARCH		24			24
BROOKDALE JENSEN BEACH		24			24
AVENTIS BIO-SERVICES CTL		24			24
AFTER HOURS PEDIATRICS			24	100%	24
COURTYARDS OF ORLANDO		24			24
PUBLIC SQUARE PHARMACY LLC		15	9	38%	24
PHYSICIANS PRIMARY CARE OF SW FLORIDA PL		24			24
TRUGENX		1	23	96%	24
HERITAGE OAKS ASSISTED LIVING & MEMORY CARE		20	4	17%	24
NORTH FLORIDA MEDICAL CENTER		22	2	8%	24
STUART LODGE LIVING LLC		4	20	83%	24
The Care Center at Pinellas Park		18	5	22%	23
CENTRAL FLORIDA PEDIATRICS		13	10	43%	23
ISLAND COAST PEDIATRICS PA		22	1	4%	23
THE TERRACE OF JACKSONVILLE		3	20	87%	23
WEST VOLUSIA FAMILY AND SPORTS MEDICINE		23			23
VASSAR BROTHERS MEDICAL CENTER LABORATORY		22	1	4%	23
HERNANDO ENDOSCOPY AND SURGERY CENTER		16	7	30%	23
PROFESSIONAL HEALTH EXAMINERS		19	4	17%	23
WILLOW BROOKE COURT AT AZALEA TRACE		23			23
PENSACOLA PEDIATRICS - PACE		16	7	30%	23
STATE LAB		2	21	91%	23
NOBLE SENIOR LIVING		3	20	87%	23

COVID-19: testing by laboratory

Data through Dec 28, 2020 verified as of Dec 29, 2020 at 09:25 AM

Data in this report are provisional and subject to change.

The numbers in the table below represent the number of Florida and non-Florida residents for whom test results were received by the Department of Health. A person can be tested by more than one laboratory and can have both positive and negative results. **Therefore, the sum of the numbers in each column will be larger than the total number of people tested.**

Reporting lab	Inconclusive	Negative	Positive	Percent positive	Total
SOLARIS SENIOR LIVING OF MERRITT ISLAND		23			23
PARK WEST MEDICAL CENTER		22	1	4%	23
CARE ONE OF FLORIDA		8	15	65%	23
EGL GENETIC DIAGNOSTICS		1	22	96%	23
RIVERHEAD URGENT CARE		22	1	4%	23
RENAISSANCE SENIOR LIVING	1	22			23
CSL PLASMA INC		3	20	87%	23
MENORAH HOUSE		22	1	4%	23
ROYAL PALM SENIOR RESIDENCE		23			23
FHMG-FLORIDA HOSPITAL MEDICAL GROUP		20	3	13%	23
UF HEALTH NORTH JACKSONVILLE			23	100%	23
BETHESDA HEALTH URGENT CARE			23	100%	23
UNIVERSITY HILLS HEALTH AND REHABILITATION CENTER		18	5	22%	23
DEVELOPMENTAL DISABILITIES DEFENDANT PROGRAM		23			23
Citymd Of Toms River		20	2	9%	22
DIACARTA INC.		22			22
PRIMECARE AT TWIN LAKES			22	100%	22
MADISON COUNTY MEMORIAL HOSP		12	10	45%	22
ADVENT HEALTH - LAKE MARY PEDIATRICS		15	7	32%	22
MINUTECLINIC DIAGNOSTIC		22			22
FLORIDA PEDIATRICS		6	16	73%	22
WARDE MEDICAL LABORATORY		15	7	32%	22
DELAND WELLNESS CENTER			22	100%	22
NIGHT LITE PEDIATRIC CENTER		10	12	55%	22
MOBILE DIVISION LABORATORY		7	15	68%	22
KEY PRIMARY CARE			22	100%	22
FIRST CHOICE PEDIATRICS LOOP		20	2	9%	22
BAPTIST HEALTH SOUTH FLORIDA - WEST BOCA URGENT CARE			22	100%	22
MILLENNIUM PHYSICIAN GROUP LLC		18	4	18%	22
SARASOTA MEMORIAL NURSING & REHABILITATION CTR		22			22
COLONY CARE CENTER		13	9	41%	22
SUNQUEST		3	19	86%	22
SEA PINES REHABILITATION HOSPITAL		22			22
ALL MY KIDS PEDIATRICS INC		15	7	32%	22
BROOKDALE UNIVERSITY HOSPITAL		21	1	5%	22
BURRY'S PHARMACY INC		12	10	45%	22
WESTPAC LABS		1	21	95%	22
WASHINGTON COUNTY HEALTH DEPARTMENT		11	11	50%	22
APOLLO SURGERY CENTER		20	2	9%	22
UNIVERSITY MEDICAL CTR OF PRINCETON AT		20	2	9%	22
WUESTHOFF MEDICAL CENTER-MELBOURNE			22	100%	22
ROCKLEDEGE REGIONAL MEDICAL CENTER		17	5	23%	22
TEN HEALTHCARE		6	16	73%	22
BULLS HEAD URGENT CARE		22			22
FINLAY C. LABORATORY		3	19	86%	22
MAKO MEDICAL		14	8	36%	22
PREMISE HEALTH MIA			22	100%	22

COVID-19: testing by laboratory

Data through Dec 28, 2020 verified as of Dec 29, 2020 at 09:25 AM

Data in this report are provisional and subject to change.

The numbers in the table below represent the number of Florida and non-Florida residents for whom test results were received by the Department of Health. A person can be tested by more than one laboratory and can have both positive and negative results. **Therefore, the sum of the numbers in each column will be larger than the total number of people tested.**

Reporting lab	Inconclusive	Negative	Positive	Percent positive	Total
PANCARE HEALTH - BONIFAY K-8			21	100%	21
CLINICAL PATHOLOGY LABORATORIES SOUTHEAST			21	100%	21
BARTON HEALTH ALLIANCE		1	20	95%	21
LAKE GIBSON VILLAGE, LLC		21			21
INTERNATIONAL MEDICAL LABORATORY INC		21			21
MOBILE MEDICAL ASSOCIATES PL		9	12	57%	21
HOLY NAME HOSPITAL LABORATORY		20	1	5%	21
VALENCIA HOUSE ALF		21			21
PATHGROUP			21	100%	21
CROSSWINDS HEALTH AND REHABILITATION CENTER		21			21
GASTROENTEROLOGY ASSOCIATES OF PENSACOLA PA		20	1	5%	21
WEST BROWARD CARE CENTER		20	1	5%	21
WALK IN MEDICAL URGENT CARE		21			21
GOOD SAMARITAN HOSPITAL LABORATORY		18	3	14%	21
INNOVATION CLINICAL TRIALS, INC			21	100%	21
TGH URGENT CARE - RIVERVIEW			21	100%	21
MONTEFIORE NEW ROCHELLE HOSPITAL		20	1	5%	21
ADVENT HEALTH PRIMARY CARE PLUS, WINTER GARDEN		17	4	19%	21
GENESIS DERMATOLOGY		19	2	10%	21
ST JUDE CHILDRENS RESEARCH HOSPITAL		21			21
NURSES HELPING HANDS INC ALF		21			21
UPMC CHAUTAUQUA AT WCA LABORATORY		20	1	5%	21
AMERICAN ESOTERIC LABORATORIES		6	15	71%	21
PANCARE HEALTH GULF COUNTY		11	10	48%	21
RADIOLOGY ASSOCIATES OF VENICE AND ENGLEWOOD		20	1	5%	21
WINDERMERE MEDICAL CENTER		18	3	14%	21
HOSPICE OF THE TREASURE COAST		19	2	10%	21
ARDEN COURTS OF WINTER SPRINGS		18	2	10%	20
ENGLEWOOD HOSPITAL AND MEDICAL CENTER		16	4	20%	20
ROCKLEDGE FAMILY HEALTH			20	100%	20
HUNT CLUB PEDIATRIC ASSOCIATES LLC		19	1	5%	20
EAST HILL MEDICAL GROUP		14	6	30%	20
POINT OF CARE CLINICS PRIMARY CARE		20			20
Wiregrass Rehabilitation Center and Nursing Home		20			20
CORNERSTONE MEDICAL CARE OF BRANDON PL		17	3	15%	20
POARCH BANC CREEK INDIANS TRIBAL HEALTH DEPARTMENT			20	100%	20
Orchid Cove at Sarasota		20			20
HEARTLAND HEALTHCARE AND REHAB CENTER			20	100%	20
HENDRY REGIONAL CORPORATE HEALTH			20	100%	20
CL BRUMBACK PRIMARY CARE CLINIC LANTANA		2	18	90%	20
TGH MEDICAL GROUP LABORATORY CARROLLWOOD			20	100%	20
MEDICAL EXPRESS CORP		18	2	10%	20
BROWARD HEALTH IMPERIAL POINT NURSING			20	100%	20
CHILDREN'S MEDICAL CENTER			20	100%	20
ROYAL CARE OF AVON PARK		18	2	10%	20
FLORIDA PEDIATRIC GROUP PA		19	1	5%	20
HEALTHY MINORS, LLC.		20			20

COVID-19: testing by laboratory

Data through Dec 28, 2020 verified as of Dec 29, 2020 at 09:25 AM

Data in this report are provisional and subject to change.

The numbers in the table below represent the number of Florida and non-Florida residents for whom test results were received by the Department of Health. A person can be tested by more than one laboratory and can have both positive and negative results. **Therefore, the sum of the numbers in each column will be larger than the total number of people tested.**

Reporting lab	Inconclusive	Negative	Positive	Percent positive	Total
LAKE WORTH MANOR		19	1	5%	20
PANCARE HEALTH - FREEPORT CLINIC SUITE B		17	3	15%	20
HOSPICE OF MARTIN & ST LUCIE, INC		20			20
REDITUS LABORATORIES			20	100%	20
NORTH FLORIDA PEDIATRICS - JACKSONVILLE		18	2	10%	20
LABORATORY ALLIANCE OF CENTRAL NEW YORK		19	1	5%	20
STETSON UNIVERSITY STUDENT HEALTH CENTER		3	17	85%	20
PHYSICIANS STAT		1	19	95%	20
CARENOW - DOWNTOWN NORTH GULCH		20			20
FLORIDA HOSPITAL LABS		11	9	45%	20
MAYO CLINIC JACKSONVILLE		1	19	95%	20
CHIPOLA MEDICAL ASSOCIATES		4	16	80%	20
BAY PEDIATRICS PA		18	2	10%	20
NORTH CAROLINA DEPARTMENT OF HEALTH & HUMAN SERVICES			20	100%	20
CENTRAL FLORIDA HEALTH CARE INC		2	18	90%	20
FLORIDA DEPARTMENT OF HEALTH IN TAYLOR COUNTY		16	4	20%	20
EMERGENCY PHYSICIANS MEDICAL CENTER LLC		10	9	47%	19
NORTH CENTRAL BRONX HOSPITAL		18	1	5%	19
BAYVIEW MEDICAL		19			19
ESOTERIX GENETIC LABORATORIES		16	3	16%	19
RESIDENCE AT BAY VUE		18	1	5%	19
SEVEN RIVERS REGIONAL MEDICAL CENTER		5	14	74%	19
STONE WASH CLINICAL LABORATORIES		2	17	89%	19
THE COMMONWEALTH OF MASSACHUSETTS			19	100%	19
LAB INTERMARKET FACILITY LAB		1	18	95%	19
NANO HEALTH ASSOCIATES LLC		19			19
THE RESIDENCE AT TIMBER PINES		19			19
220 GOLDEN, LLC		19			19
MINUTECLINIC, LLC #08366		15	4	21%	19
CVS		1	18	95%	19
JEFFERSON K-12, A SOMERSET SCHOOL- CLINIC		16	3	16%	19
LAKE WALES OPERATING GROUP LLC		18	1	5%	19
MED HEALTH SERVICES		18	1	5%	19
ACCESS 365 URGENT CARE		7	12	63%	19
MINUTECLINIC DIAGNOSTIC OF SOUTH CARO		15	4	21%	19
ST PETER'S BENDER LABORATORY		19			19
BETHUNE-COOKMAN UNIVERSITY		1	18	95%	19
INTEGRATED REGIONAL LABORATORIES - LARGO			19	100%	19
CALHOUN COUNTY HEALTH DEPT		5	14	74%	19
HARBORCHASE OF WELLINGTON CROSSING		18	1	5%	19
MINUTE CLINIC, LLC DBA MINUTECLINIC #4505		18	1	5%	19
INTERCOASTAL MEDICAL GROUP			19	100%	19
VETERANS AFFAIRS MEDICAL CENTER - NEW YORK HARBOR		18	1	5%	19
GREEN GABLES ASSISTED LIVING FACILITY		19			19
MADISON COUNTY MEMORIAL HOSPITAL LABORATORY		14	5	26%	19
MED PLUS FLORENCE		15	4	21%	19
PROFESSIONAL URGENT CARE SERVICES		13	5	28%	18

COVID-19: testing by laboratory

Data through Dec 28, 2020 verified as of Dec 29, 2020 at 09:25 AM

Data in this report are provisional and subject to change.

The numbers in the table below represent the number of Florida and non-Florida residents for whom test results were received by the Department of Health. A person can be tested by more than one laboratory and can have both positive and negative results. **Therefore, the sum of the numbers in each column will be larger than the total number of people tested.**

Reporting lab	Inconclusive	Negative	Positive	Percent positive	Total
NOVANT HEALTH		14	4	22%	18
MORTON PLANT HOSPITAL NURSING			18	100%	18
BRANDON COMMUNITY HEALTH CENTER		11	7	39%	18
TPCA CLINICAL LABORATORIES		15	3	17%	18
FAMILY CARE CYPRESS CREEK		1	17	94%	18
MARATHON HEALTH FOR LIFE		16	2	11%	18
STEWART MEDICAL GROUP INC			18	100%	18
INSTITUTE OF PATHOLOGY KINGS COUNTY		18			18
JACKSON NORTH MEDICAL CENTER		2	16	89%	18
PRIME CARE ONE LLC/HARBORCHASE OF VENICE			18	100%	18
GLEN COVE HOSPITAL		18			18
ADVENTHEALTH EXPRESS CARE AT			18	100%	18
MIDDLETOWN MEDICAL P C		11	7	39%	18
NORTH PINELLAS CHILDRENS MEDICAL CENTER			18	100%	18
BERNHARDT LABORATORIES		6	12	67%	18
COLORADO DEPARTMENT OF HEALTH LABORATORY SERVICES DIVISION			18	100%	18
MORTON PLANT			18	100%	18
GENERAL INTERNAL MEDICINE MEDICAL CTR CLINIC		13	5	28%	18
JOHNS HOPKINS CHILDREN'S HOSPITAL			18	100%	18
CLERMONT ADVENTHEALTH CENTRA CARE			18	100%	18
MEDEXPRESS URGENT CARE - BLOOMINGTON		16	2	11%	18
DAVID LAWRENCE CENTER		15	3	17%	18
Hampton Court Nursing and Rehabilitation Center		17	1	6%	18
RIVERWOOD HEALTH NH LLC		18			18
ALAN A SMITH MD LLC		17	1	6%	18
MADISON CORE LABORATORIES		17	1	6%	18
ONESTOP MEDICAL AND URGENT CARE LLC		13	5	28%	18
TOTAL RENAL LABORATORIES INC		13	5	28%	18
ASURANCE SCIENTIFIC LABORATORIES		18			18
HARTFORD HOSPITAL ANCILLARY LAB		17	1	6%	18
ESTATES MEDICAL CENTER		12	6	33%	18
CAREMED INTERNAL MEDICINE			18	100%	18
FLORIDA COMMUNITY HEALTH CENTER OF ST. LUCIE		1	17	94%	18
XPRESS WELLNESS URGENT CARE			18	100%	18
MOORINGS PARK OAKSTONE AT GREY OAKS		17	1	6%	18
ADVENT HEALTH CARE CENTER		18			18
DCH REGIONAL MEDICAL CENTER LABORATORY		17	1	6%	18
BOND AND STEELE CLINIC, PA		15	2	12%	17
MINUTECLINIC DIAGNOSTIC OF NEW JERSEY		16	1	6%	17
WALGREENS COVID-19		14	3	18%	17
CONSOLIDATED LAB SERVICES		8	9	53%	17
CARESPOT		1	16	94%	17
HEALTHCARE NOW			17	100%	17
CONNECTDX		4	13	76%	17
Lanier Rehab			17	100%	17
ST. JUDES LABORATORIES		12	5	29%	17
MICHIGAN DEPARTMENT OF HEALTH AND HUMAN SERVICES			17	100%	17

COVID-19: testing by laboratory

Data through Dec 28, 2020 verified as of Dec 29, 2020 at 09:25 AM

Data in this report are provisional and subject to change.

The numbers in the table below represent the number of Florida and non-Florida residents for whom test results were received by the Department of Health. A person can be tested by more than one laboratory and can have both positive and negative results. **Therefore, the sum of the numbers in each column will be larger than the total number of people tested.**

Reporting lab	Inconclusive	Negative	Positive	Percent positive	Total
WINTER PARK FAMILY PRACTICE LLC		17			17
BROOKWOOD BAPTIST MEDICAL CENTER		16	1	6%	17
EMERITUS AT NAPLES	1	16			17
KIVA AT CANTERBURY			17	100%	17
CARE CENTERS OF NASSAU		16	1	6%	17
URGENT CARE USA			17	100%	17
WALGREEN EASTERN CO, INC		17			17
LABCORP BURLINGTON		4	13	76%	17
TURNING POINT OF TAMPA		16	1	6%	17
SAMFORD UNIVERSITY HEALTH SERVICES		16	1	6%	17
Cleveland Clinic Laboratories		4	13	76%	17
COAST MED URGENT CARE		16	1	6%	17
PSL NAPLES BH OPERATIONS, LLC		17			17
LIFE CARE CENTER OF JACKSONVILLE			17	100%	17
UVMC MICROBIOLOGY		16	1	6%	17
FAMILY EXTENDED CARE OF PUNTA GORDA		17			17
ASCENSION ST VINCENT'S PRIMARY CARE			17	100%	17
LONG TERM CARE OF GULF BREEZE LLC		17			17
AMMON ANALYTICAL LABORATORIES		15	2	12%	17
ALABAMA CLINICS		8	9	53%	17
BONIFAY NURSING AND REHABILITATION CENTER			16	100%	16
PALMETTO PEDIATRICS			16	100%	16
DALE MEDICAL CENTER		11	5	31%	16
CRUCIAL CARE		10	6	38%	16
RITECARE MEDICAL CENTER			16	100%	16
ARTHREX MEDICAL CENTER		10	6	38%	16
MEDEXPRESS - BLOOMIN BRANDS		4	12	75%	16
HAWKINS FAMILY MEDICINE LLC		10	6	38%	16
FAST TRACK URGENT CARE CENTER - TYRONE			16	100%	16
BAHIA OAKS LODGE		15	1	6%	16
ADVENT HEALTH CENTRA CARE - LAKE BUENA VISTA			16	100%	16
ASHTON PLACE	1	13	2	13%	16
CLINICAL PATHOLOGY LABS INC		16			16
CAPE CORAL HOSPITAL ABG LABORATORY		10	6	38%	16
INTERNAL MEDICINE ASSOCIATES & SPECIALTIES INC		15	1	6%	16
ERIC C MARSHAL MD, PC DBA MINUTECLINIC		15	1	6%	16
SRMC AVALON		9	7	44%	16
JOSEPH MIGNOGNA		13	3	19%	16
XERA MED RESEARCH			16	100%	16
BIOREFERENCE LABORATORIES INC		3	13	81%	16
REGENEXX TAMPA BAY		14	2	13%	16
EASTERN SHORE URGENT CARE		9	7	44%	16
DESOTO PALMS ALF		16			16
HOWARD BEACH URGENT CARE		16			16
FLAGLER HOSPITAL INC	2		14	88%	16
HEALTH CENTRAL HOSPITAL			16	100%	16
COUNTY OF LOS ANGELES			16	100%	16

COVID-19: testing by laboratory

Data through Dec 28, 2020 verified as of Dec 29, 2020 at 09:25 AM

Data in this report are provisional and subject to change.

The numbers in the table below represent the number of Florida and non-Florida residents for whom test results were received by the Department of Health. A person can be tested by more than one laboratory and can have both positive and negative results. **Therefore, the sum of the numbers in each column will be larger than the total number of people tested.**

Reporting lab	Inconclusive	Negative	Positive	Percent positive	Total
ST ELIZABETH MEDICAL CENTER LABORATORY		15	1	6%	16
JUPITER MEDICAL CENTER			16	100%	16
NO NAME		8	8	50%	16
URGENT CARE WEST CLINIC		14	2	13%	16
PRIMECARE OF DOTHAN-DALEVILLE CLINIC		14	2	13%	16
HARMONY HEALTH OPCO, LLC		15	1	6%	16
MINUTE CLINIC DIAGNOSTIC OF SC, LLC #75		15	1	6%	16
URGENT CARE CLINIC OF LINCOLN		14	2	13%	16
ADVANCED EMURGENT CARE		8	8	50%	16
MINUTECLINIC DIAGNOSTIC OF NORTH CAROL		13	3	19%	16
OPTUMCARE FLORIDA LLC		1	15	94%	16
MILLENNIUM PHYSICIAN GRP LLC NAPLES PINE RIDGE			16	100%	16
MARTHA'S HOUSE & ASSISTED LIVING FACILITY		16			16
APOLLO HEALTH & REHABILITATION		11	5	31%	16
ALL FLORIDA FAMILY & SPORTS MEDICINE		15	1	6%	16
STUART REHABILITATION AND HEALTHCARE		4	12	75%	16
SPEARHEAD MEDICAL			15	100%	15
ST CATHERINE OF SIENA HOSPITAL		14	1	7%	15
HARBOUR ISLAND PEDIATRICS		9	6	40%	15
TELEVISIT MALABAR PEDIATRICS		5	10	67%	15
CANTON-POTSDAM HOSPITAL LABORATORY		15			15
PALMS REHABILITATION AND HEALTHCARE CENTER		12	3	20%	15
PALM BEACH COUNTY FIRE RESCUE		13	2	13%	15
MORRIS PARK URGENT CARE		12	3	20%	15
PINES NURSING HOME		14	1	7%	15
PROFESSIONAL PEDIATRICS		14	1	7%	15
HELIX DIAGNOSTICS			15	100%	15
SINAI HOSPITAL OF BALTIMORE		15			15
ADVENT HEALTH - ZEPHYRHILLS			15	100%	15
FLAGLER HOSPITAL LABORATORY		2	13	87%	15
ADVENTHEALTH MEDICAL GROUP PROMPT CAR		9	6	40%	15
FAMILY CARE CENTER OF ARLINGTON		10	5	33%	15
WEISS PEDIATRIC CARE LLC		14	1	7%	15
KEY WEST MEDICAL CENTER	1	14			15
GEORGE SAFRAN MD PC		13	2	13%	15
MARION PEDIATRICS PA		12	3	20%	15
UM MILLER SCHOOL OF MEDICINE			15	100%	15
MEADOWCREST MOLECULAR DIAGNOSTICS, LLC			15	100%	15
ADIRONDACK MEDICAL CENTER		15			15
HUNT CLUB MEDICAL		12	3	20%	15
TALLAHASSEE DEVELOPMENTAL CENTER☐		15			15
EASTLAKE PEDIATRICS - TRINITY		15			15
MILTON 4707		15			15
Z UROLOGY		15			15
PANCARE HEALTH - MALONE CLINIC		12	3	20%	15
HOLLEY-NAVARRE MEDICAL CLINIC		5	10	67%	15
NOVANT HEALTH GOHEALTH URGENT CARE-HARRISBURG		8	7	47%	15

COVID-19: testing by laboratory

Data through Dec 28, 2020 verified as of Dec 29, 2020 at 09:25 AM

Data in this report are provisional and subject to change.

The numbers in the table below represent the number of Florida and non-Florida residents for whom test results were received by the Department of Health. A person can be tested by more than one laboratory and can have both positive and negative results. **Therefore, the sum of the numbers in each column will be larger than the total number of people tested.**

Reporting lab	Inconclusive	Negative	Positive	Percent positive	Total
PANCARE HEALTH - JACKSON COUNTY		9	6	40%	15
UAH STUDENT HEALTH CENTER		10	5	33%	15
MARIANNA HEALTH AND REHABILITATION CENTER		15			15
ANDALUSIA HEALTH		7	8	53%	15
DIATHERIX		13	2	13%	15
ORLANDO LUTHERAN TOWERS ASSISTED LIVING		15			15
BOZEMAN HEALTH DEACONESS HOSPITAL		12	3	20%	15
LONG BEACH URGENT CARE		15			15
ORLANDO HEALTH		2	13	87%	15
ALL PEDIATRIC CARE			15	100%	15
HODGES CLUSTER		2	13	87%	15
GRAND VILLA OF ST. PETERSBURG		12	2	14%	14
Belleair Healthcare Center		8	6	43%	14
TOTTENVILLE CIRCLE URGENT CARE		14			14
NEWYORK-PRESBYTERIAN/ LAWRENCE HOSPITAL LABORATORY		12	2	14%	14
EXPRESS FAMILY CARE LLC			14	100%	14
EPIPHANY HEALTH		8	6	43%	14
WALTON PLACE		14			14
NEW YORK PRESBYTERIAN - ALLEN HOSPITAL		14			14
BIO-TECH CLINICAL LABORATORIES INC		14			14
OSCEOLA ALF OPERATOR, LLC DBA□		14			14
FLORIDA HOSPITAL WINTER GARDEN		13	1	7%	14
Salerno Bay Health & Rehabilitation Center		11	3	21%	14
TIMBERLANE LODGE ALF		7	7	50%	14
FORT SANDERS REGIONAL LABORATORY		14			14
ADVENT HEALTH EXPRESS		9	5	36%	14
OKEECHOBEE HEALTHCARE FACILITY			14	100%	14
MISIR DRUGS LLC		9	5	36%	14
NORTHWESTERN MEMORIAL HOSPITAL			14	100%	14
BENTON HOUSE OF PORT ORANGE		8	6	43%	14
AURORA DIAGNOSTICS		3	11	79%	14
HORIZON ALF		14			14
POLK CHD BARTOW		13	1	7%	14
WELLINGTON FAMILY PRACTICE		13	1	7%	14
ALAN L MELOTEK MD		14			14
ADVANCED URGENT CARE		12	2	14%	14
Cross Gardens Care Center		14			14
MINUTECLINIC DIAGNOSTIC OF KANSAS, PA		13	1	7%	14
CARESPOT OF NOCATEE			14	100%	14
NEW YORK METHODIST HOSPITAL		13	1	7%	14
FUNGAL REFERENCE LABORATORY		12	2	14%	14
COMMUNITY MEDICAL CARE CENTER INC			14	100%	14
SYNIVERSE WELLNESS CENTER		12	2	14%	14
HEALTHFIRST ADVENT HEALTH CENTRA CARE COCOA BEACH			14	100%	14
WEINBERG VILLAGE		14			14
THE CANOPY AT HARPER LAKE	1		13	93%	14
WIREGRASS CLINIC LLC		12	2	14%	14

COVID-19: testing by laboratory

Data through Dec 28, 2020 verified as of Dec 29, 2020 at 09:25 AM

Data in this report are provisional and subject to change.

The numbers in the table below represent the number of Florida and non-Florida residents for whom test results were received by the Department of Health. A person can be tested by more than one laboratory and can have both positive and negative results. **Therefore, the sum of the numbers in each column will be larger than the total number of people tested.**

Reporting lab	Inconclusive	Negative	Positive	Percent positive	Total
ROADS PEDIATRICS,LLC		13	1	7%	14
MEDEMERGE		13	1	7%	14
BOCA SIMON		2	12	86%	14
SIGNATURE HEALTHCARE OF ORANGE PARK		14			14
M&V SAN JOSE MEDICAL CENTER			14	100%	14
MIAMI CLINICAL RESEARCH CORP			14	100%	14
SHORE MEMORIAL HOSPITAL		13	1	7%	14
ROBERT WOOD JOHNSON UNIVERSITY HOSP		12	2	14%	14
ARBOR TERRACE ORTEGA LLC		14			14
PONCE PLAZA NURSING & REHAB CENTER		3	11	79%	14
SUMMIT MEDICAL GROUP - 75 E NORTHFIELD		12	2	14%	14
ASTORIA HEALTH AND REHABILITATION CENTER		13	1	7%	14
JOSEPH SCHENKER MD PC DBA CENTERS URGENT		11	2	15%	13
RIVERSIDE COTTAGES AT THE SHORES, LLC			13	100%	13
MINUTECLINIC DIAGNOSTIC OF NORTH CARO		13			13
CLEVELAND CLINIC			13	100%	13
BROOKDALE CANOPY OAKS			13	100%	13
ST JOSEPH HOSPITAL		12	1	8%	13
IN-OFFICE LAB		12	1	8%	13
CORE LABORATORY		1	12	92%	13
DYNAMIC DNA LAB		1	12	92%	13
JUST FOR KIDS PEDIATRICS		5	8	62%	13
FLORIDA STATE HOSPITAL			13	100%	13
ROWLETT MIDDLE ACADEMY		11	2	15%	13
ST VINCENT'S EAST		12	1	8%	13
Gabisa Medical LLC		13			13
EAR NOSE & THROAT ASSOCIATES OF MANATEE PA		13			13
CLINICAL LABORATORY SERVICES			13	100%	13
RESOLVE MOLECULAR DIAGNOSTICS		11	2	15%	13
FAMILY AND INTERNAL MEDICINE AT AVALON PARK		11	2	15%	13
ROCKLEDGE		3	10	77%	13
MD BEAUTY LABS, PA		12	1	8%	13
VILLA OF KINGS AND QUEENS OF DELRAY		13			13
BROOKLYN HOSPITAL CENTER DOWNTOWN CAMPUS		13			13
BAPTIST MEMORIAL HEALTH CARE		11	2	15%	13
SPRINGWOOD COURT		8	5	38%	13
HEALTH MED CENTERS		13			13
ALTAMONTE MD			13	100%	13
BROOKDALE DELAND			13	100%	13
SOUTHEAST FAMILY HEALTHCARE CENTER			13	100%	13
PARKWEST MEDICAL CENTER		11	2	15%	13
FORT WALTON BEACH DEVELOPMENTAL CENTER		12	1	8%	13
LAKE PLACID HEALTH AND REHABILITATION			13	100%	13
HALIFAX HEALTH URGENT CARE		2	11	85%	13
SHELBY COUNTY HEALTH CARE CORPORATION		10	3	23%	13
BAPTIST MEDICAL CENTER EAST		10	3	23%	13
Cross Care Center			13	100%	13

COVID-19: testing by laboratory

Data through Dec 28, 2020 verified as of Dec 29, 2020 at 09:25 AM

Data in this report are provisional and subject to change.

The numbers in the table below represent the number of Florida and non-Florida residents for whom test results were received by the Department of Health. A person can be tested by more than one laboratory and can have both positive and negative results. **Therefore, the sum of the numbers in each column will be larger than the total number of people tested.**

Reporting lab	Inconclusive	Negative	Positive	Percent positive	Total
UNIVERSITY LAB			13	100%	13
PRATTVILLE BAPTIST HOSPITAL		11	2	15%	13
GROWING TOGETHER PEDIATRICS, LLC		10	3	23%	13
OPIS ISLAND LAKE CENTER		13			13
PALMS MEDICAL GROUP - LAKE CITY WEST		3	10	77%	13
FAST PACE MEDICAL CLINIC, PLLC		11	2	15%	13
COLLEGE POINT URGENT CARE		12	1	8%	13
TOTAL ACCESS URGENT CARE			13	100%	13
MERCY MEDICAL URGENT CARE CENTER INC		2	11	85%	13
REGENCY SQUARE MALL - SEARS		2	11	85%	13
Sunnyside Care Center		13			13
ESCAMBIA COMMUNITY CLINIC		2	11	85%	13
PHELPS HOSPITAL LABORATORY		11	2	15%	13
GENTIVA HEALTH SERVICES CERTIFIED INC		13			13
MEDEXPRESS URGENT CARE LEWISBURG		13			13
HUDSON VALLEY HOSPITAL CENTER LABORATORY		11	1	8%	12
MI2297090CV HOLLAND-23D2189684		12			12
MERIDIAN AT WATERWAYS, THE		10	2	17%	12
MINUTECLINIC DIAGNOSTIC OF MICHIGAN		11	1	8%	12
SUMTER PEDIATRICS		12			12
CARDIOLOGY AND MEDICINE ASSOCIATES INC		12			12
BLISS HEALTHCARE SERVICES		1	11	92%	12
LEON CHD		12			12
BVL PEDIATRICS		12			12
MICHELLE S PAGE MD PA		12			12
GLEN OAKS HEALTH AND REHABILITATION CENTER			12	100%	12
UC HEALTH UNIVERSITY HOSPITAL		10	2	17%	12
NAPLES GREEN VILLAGE		12			12
CAMPBELL URGENT CARE			12	100%	12
APPLE DIAGNOSTICS LAB		5	7	58%	12
FLORIDA DEPARTMENT OF HEALTH IN HILLSBOROUGH COUNTY			12	100%	12
SHELBY BAPTIST MEDICAL CENTER		7	5	42%	12
SOUTH NASSAU COMMUNITIES HOSPITAL		10	2	17%	12
MINUTECLINIC DIAGNOSTIC OF ILLINOIS L		10	2	17%	12
MORNINGSIDE MANOR & VILLA ADULT CARE C		12			12
MAITLAND PRIMARY CARE		9	3	25%	12
HUNTINGTON STATION URGENT CARE		11	1	8%	12
SOUTHEASTERN OUTPATIENT SURGERY CENTER		12			12
MINUTECLINIC DIAGNOSTICS MEDICAL GROUP		12			12
BETHESDA HEALTH PHYSICIAN GROUP INC			12	100%	12
WORLD WRESTLING ENTERTAINMENT			12	100%	12
LIFE CARE OF PORT SAINT LUCIE		3	9	75%	12
ODYSSEY HEALTHCARE OF MARION COUNTY, LLC		12			12
BROOKDALE PADDOCK HILLS		12			12
UR CARE FAMILY AND SPORTS MEDICINE			12	100%	12
SUMMIT ATLANTIC SURGERY CENTER		12			12
ORANGE REGIONAL MEDICAL CENTER LABORATORY		10	2	17%	12

COVID-19: testing by laboratory

Data through Dec 28, 2020 verified as of Dec 29, 2020 at 09:25 AM

Data in this report are provisional and subject to change.

The numbers in the table below represent the number of Florida and non-Florida residents for whom test results were received by the Department of Health. A person can be tested by more than one laboratory and can have both positive and negative results. **Therefore, the sum of the numbers in each column will be larger than the total number of people tested.**

Reporting lab	Inconclusive	Negative	Positive	Percent positive	Total
SOUTHCORP LABORATORY		2	10	83%	12
THE TRADITION OF THE PALM BEACHES		12			12
MELBOURNE FAMILY PRACTICE		11	1	8%	12
KRYSTAL BAY NURSING AND REHABILITATION		9	3	25%	12
ADVENT HEALTH - KISSIMMEE		3	9	75%	12
BARNETT PARK			12	100%	12
MERCY MEDICAL CENTER		5	7	58%	12
JESSIE TRICE COMMUNITY HEALTH SYSTEM, INC			12	100%	12
ROSLYN URGENT CARE		12			12
Consulate Health Care of Jacksonville			12	100%	12
MASSACHUSETTS GENERAL HOSPITAL		1	11	92%	12
MARQUES PEDIATRICS			12	100%	12
FHCP-PORT ORANGE		3	9	75%	12
VERITAS RESEARCH CORP			12	100%	12
INNOVATIVE RESEARCH OF WEST FLORIDA		9	3	25%	12
IREPERTOIRE_MOL_LAB		12			12
OAKMONTE VILLAGE		11	1	8%	12
NORTHWEST FLORIDA SLEEP			12	100%	12
MEDEXPRESS URGENT CARE, MOON TOWNSHIP		12			12
ORLANDO VA MEDICAL CENTER			12	100%	12
NEMOURS CHILDREN'S URGENT CARE, ORLANDO - WATERFORD LAKES			12	100%	12
BAY STREET PHARMACY		12			12
BROWARD DIALYSIS			12	100%	12
DEPT OF VA MEDICAL CENTER - BAY PINES			12	100%	12
MD PLUS URGENT CARE, LLC			12	100%	12
STATEN ISLAND UNIVERSITY HOSPITAL		11	1	8%	12
PROMEDICA LABORATORIES		11	1	8%	12
MCWHORTER SCHOOL OF PHARMACY		12			12
ACADIAN DIAGNOSTIC LABORATORIES		8	4	33%	12
MONTEFIORE ST LUKE'S CORNWALL HOSPITAL		9	3	25%	12
FLORIDA DEPT OF HEALTH		4	8	67%	12
WALGREEN		4	8	67%	12
VPA PC LAB		12			12
NCHD		3	9	75%	12
MAINSTREET FAMILY SELECT		1	11	92%	12
EPIC REFERENCE LABS INC			12	100%	12
MACKOUL PEDIATRICS FORT MYERS			12	100%	12
PROFESSIONAL PARK PEDIATRICS PA			12	100%	12
LONG ISLAND JEWISH VALLEY STREAM		12			12
FLORIDA ATLANTIC UNIVERSITY		10	2	17%	12
STEWART MELBOURNE HOSPITAL, INC	1		11	92%	12
FIRST CHOICE PEDIATRICS INC		10	1	9%	11
BRYAN WHITFIELD MEMORIAL HOSPITAL		7	4	36%	11
LEHIGH VALLEY HOSPITAL		3	8	73%	11
PALM BEACH PATHOLOGY		9	2	18%	11
SUNCOAST URGENT CARE			11	100%	11
MAGNOLIA PEDIATRICS		2	9	82%	11

COVID-19: testing by laboratory

Data through Dec 28, 2020 verified as of Dec 29, 2020 at 09:25 AM

Data in this report are provisional and subject to change.

The numbers in the table below represent the number of Florida and non-Florida residents for whom test results were received by the Department of Health. A person can be tested by more than one laboratory and can have both positive and negative results. **Therefore, the sum of the numbers in each column will be larger than the total number of people tested.**

Reporting lab	Inconclusive	Negative	Positive	Percent positive	Total
ELITE HOME HEALTH SERVICES		11			11
LUCID DIAGNOSTICS LABS			11	100%	11
GLEN OAKS URGENT CARE		11			11
MINUTECLINIC, LLC, DBA MINUTECLINIC #5		10	1	9%	11
LYSTER ACH FT RUCKER AL		10	1	9%	11
MHHS All Lab Subsection		11			11
CVS MINUTE CLINIC DIAGNOSTIC OF TEXAS LLC		8	3	27%	11
BLOUNT MEMORIAL HOSPITAL		10	1	9%	11
AIM LABORATORIES			11	100%	11
NORTHERN WESTCHESTER HOSPITAL LABORATORY		9	2	18%	11
TROPICANA		5	6	55%	11
Citymd Of Lacey		10	1	9%	11
LAKEVIEW HEALTH CARE SYSTEMS		4	7	64%	11
NIGHT LITE PEDIATRICS CENTER, LLC		1	10	91%	11
TREASURE COAST URGENT CARE			11	100%	11
THE TERRACE OF SAINT CLOUD		9	2	18%	11
UNIVERSITY CENTRA CARE		10	1	9%	11
COLORADO DEPARTMENT OF PUBLIC HEALTH AND ENVIRONMENT			11	100%	11
FLUSHING HOSPITAL MEDICAL CENTER		9	2	18%	11
MINUTECLINIC, LLC, DBA MINUTECLINIC #2544		10	1	9%	11
WINTER PARK CARE AND REHABILITATION			11	100%	11
PRIMECARE ACQUISITION FAMILY PRACTICE INC		11			11
DARDEN WELLNESS CENTER		9	2	18%	11
LAB UNKNOWN			11	100%	11
BHA CENTRAL COUNTY CLINIC		1	10	91%	11
BAPTIST PRIMARY CARE PONTE VEDRA		6	5	45%	11
COMPREHENSIVE CHILDCARE ASSOCIATES		8	3	27%	11
The Ponce Therapy Care Center		11			11
PROHEALTH CARE ASSOCIATES MOBILE		9	2	18%	11
UNION CHD		10	1	9%	11
St. Annes Nursing Center, St. Annes Residence, Inc.		11			11
NEUROINTERNATIONAL SARASOTA		10	1	9%	11
CARE FAST MURABELLA		7	4	36%	11
QUOTIENT SCIENCES LABS LLC			11	100%	11
ADVENTHEALTH MEDICAL GROUP FAMILY MEDICINE		11			11
BARTON FAMILY PRACTICE		7	4	36%	11
OCEANSIDE URGENT CARE		11			11
ASSISTED LIVING OF BROWARD		11			11
DMH STEINHATCHEE FAMILY MEDICINE		8	3	27%	11
BASSETTI & ASSOCIATES, MD, PA			11	100%	11
INN AT LAKE SEMINOLE SQUARE, THE		11			11
MORTON PLANT MEASE			11	100%	11
BROOKDALE BRANDON		11			11
CHARLOTTE CHD PORT CHARLOTTE		10	1	9%	11
COASTAL SKIN SURGERY AND DERMATOLOGY		8	3	27%	11
HIALEAH HOSPITAL RESPIRATORY DEPT			11	100%	11
SEMORAN FAMILY HEALTH LLC		10	1	9%	11

COVID-19: testing by laboratory

Data through Dec 28, 2020 verified as of Dec 29, 2020 at 09:25 AM

Data in this report are provisional and subject to change.

The numbers in the table below represent the number of Florida and non-Florida residents for whom test results were received by the Department of Health. A person can be tested by more than one laboratory and can have both positive and negative results. **Therefore, the sum of the numbers in each column will be larger than the total number of people tested.**

Reporting lab	Inconclusive	Negative	Positive	Percent positive	Total
CVS MINUTE CLINIC DIAGNOSTIC OF NORTH CAROL		11			11
PANCARE HEALTH - WEWA ELEMENTARY			10	100%	10
OCALA OAKS REHABILITATION CENTER		7	3	30%	10
VASCONCELLO COHEN MD PA		9	1	10%	10
CORONA PATHOLOGY		10			10
CAREATC			10	100%	10
ONEIDA HEALTHCARE CENTER		8	2	20%	10
GRAND VILLA OF DELAND		9	1	10%	10
ADVENT HEALTH - WINTER HAVEN		6	4	40%	10
BROOKDALE PANAMA CITY		9	1	10%	10
LADY LAKE SPECIALTY CARE			10	100%	10
ALCOVE ASSISTED LIVING FACILITY		10			10
TOWERS HOME CARE		10			10
RAINBOW PEDIATRICS			10	100%	10
JFK MEDICAL CENTER NORTH LAB		1	9	90%	10
VETERNANS ADMINISTRATION			10	100%	10
GADSDEN REGIONAL MEDICAL CENTER		10			10
Hialeah Nursing And Rehabilitation Center		6	4	40%	10
URGENT CARE CENTER AT PINNACLE		4	6	60%	10
ARNOT OGDEN MEDICAL CENTER LABORATORY		10			10
MINUTECLINIC DIAGNOSTIC OF PENNSYLVANI		10			10
MEDICAL LABORATORY DIAGNOSTICS			10	100%	10
TIDEWELL HOSPICE INC		8	2	20%	10
PBC PREMIER FAMILY HEALTH			10	100%	10
BROWARD HEALTH CARE			10	100%	10
CENTER ONE SURGERY CENTER		6	4	40%	10
BELLEVUE HOSPITAL CENTER DEPARTMENT		10			10
AVALON PARK RETIREMENT RESIDENCE		10			10
EMERALD COAST HOSPICE - CRESTVIEW		10			10
ROBERT H JENKINS JR VETERANS' DOMICILIARY HOME OF		9	1	10%	10
COLLIER BLVD HMA PHYSICIAN MANAGEMENT LLC		10			10
COVANCE CENTRAL LABORATORY			10	100%	10
EMERALD COAST PEDIATRICS			10	100%	10
WATSON HEALTHCARE		7	3	30%	10
CHILDRENS MEDICAL CENTER			10	100%	10
UMHC/SYLVESTER AT KENDALL		1	9	90%	10
REDMED CLINIC OF ARLINGTON		9	1	10%	10
MINUTECLINIC MINUTECLINIC #8746		10			10
BEAUMONT LABORATORY			10	100%	10
BUREAU OF PUBLIC HEALTH		1	9	90%	10
MINUTECLINIC DIAGNOSTIC OF RHODE ISLAND, LLC #590		10			10
REGENCY OAKS HEALTH CENTER		8	2	20%	10
ROCKLAND URGENT CARE FAMILY HEALTH NP		10			10
IMA MEDICAL CENTER		3	7	70%	10
METHODIST MEDICAL CENTER		7	3	30%	10
CARENOW URGENT CARE-BRENTWOOD		8	2	20%	10
Summit Medical Group Westfield Lab		10			10

COVID-19: testing by laboratory

Data through Dec 28, 2020 verified as of Dec 29, 2020 at 09:25 AM

Data in this report are provisional and subject to change.

The numbers in the table below represent the number of Florida and non-Florida residents for whom test results were received by the Department of Health. A person can be tested by more than one laboratory and can have both positive and negative results. **Therefore, the sum of the numbers in each column will be larger than the total number of people tested.**

Reporting lab	Inconclusive	Negative	Positive	Percent positive	Total
GENESIS		7	3	30%	10
INTERMOUNTAIN CENTRAL LAB		1	9	90%	10
MARKET STREET VIERA		10			10
LAKELAND HILLS CENTER		4	6	60%	10
NEW JERSEY DEPARTMENT OF HEALTH COMMUNICABLE DISEASE SERVICE		3	7	70%	10
CREATIVE TESTING SOLUTIONS		3	7	70%	10
LAKE BALDWIN CBOC		9	1	10%	10
MEDEX REGIONAL LABORATORIES LLC		1	9	90%	10
NAPHCARE, INC.			10	100%	10
UNIVERSITY HOSPITAL UC HEALTH		6	4	40%	10
LAKE NONA MEDICAL SERVICES		3	7	70%	10
TLC FAMILY CARE HOME INC		10			10
APPALACHIAN REGIONAL HEALTHCARE SYSTEM		10			10
EAR NOSE AND THROAT ASSOCIATES OF MANATEE, P.A.		7	3	30%	10
OHIO STATE UNIVERSITY MEDICAL CENTER			10	100%	10
HORIZON MEDICAL GROUP		8	2	20%	10
SOS MOBILE MEDICAL CARE LLC		8	2	20%	10
FAMILY CARE			10	100%	10
CBC LAB		3	7	70%	10
RAINBOW PEDIATRIC CENTER		2	8	80%	10
HCR MANORCARE		10			10
SOUTHEASTERN LABORATORY			10	100%	10
PINELLAS COUNTY HEALTH DEPARTMENT		2	8	80%	10
NORTH OKALOOSA PHYSICIAN GROUP		10			10
BOND CLINIC DR ELDEEB		1	9	90%	10
COMMUNITY HEALTH CENTER		2	8	80%	10
TENNESSEE DEPARTMENT OF HEALTH (TDH) - CENTRAL LABORATORY		2	8	80%	10
AVANTE ST CLOUD		7	3	30%	10
GRACE MEDICAL HOME		8	2	20%	10
MINUTECLINIC DIAGNOSTIC OF NORTH CAROLINA PC		8	2	20%	10
BIOTECH CLINICAL LABORATORIES, INC.		1	9	90%	10
PANCARE HEALTH - VERNON ELEMENTARY			10	100%	10
AMBRY GENETICS CORPORATION		10			10
PLYMOUTH HARBOR INCORPORATED		9			9
BAYONET POINT HOSPITAL			9	100%	9
MINUTECLINIC DIAGNOSTIC OF NORTH CAROLINA		9			9
ILLINOIS DEPT OF PUBLIC HEALTH LAB - SPRINGFIELD			9	100%	9
Wesley Place on Honeysuckle		8	1	11%	9
AVOW HOSPICE INC		9			9
VALLEY IMMEDIATE CARE		8	1	11%	9
FAST PACE MEDICAL CLINIC		9			9
Maury Regional Hospital		6	3	33%	9
Jupiter Medical Center Pavilion		8	1	11%	9
PATEL MEDICAL VENTURES		8	1	11%	9
AUBURN COMMUNITY HOSPITAL		8	1	11%	9
BRIDGEWAY HEALTH CLINICS INC			9	100%	9
MOUNT DORA PEDIATRICS		8	1	11%	9

COVID-19: testing by laboratory

Data through Dec 28, 2020 verified as of Dec 29, 2020 at 09:25 AM

Data in this report are provisional and subject to change.

The numbers in the table below represent the number of Florida and non-Florida residents for whom test results were received by the Department of Health. A person can be tested by more than one laboratory and can have both positive and negative results. **Therefore, the sum of the numbers in each column will be larger than the total number of people tested.**

Reporting lab	Inconclusive	Negative	Positive	Percent positive	Total
RIVERSIDE MEDICAL GROUP		8	1	11%	9
PANCARE HEALTH - BAY COUNTY - YOUNGSTOWN		8	1	11%	9
MOLECULAR PATHOLOGY LABORATORY			9	100%	9
BARNES HEALTHCARE OF FLORIDA LLC		9			9
BAYA URGENT CARE LLC		1	8	89%	9
MOSOLF PEDIATRICS			9	100%	9
UNAVAILABLE/UNKNOWN/NO INFORMATION FOUND			9	100%	9
OUR HOME AT BEACON HILL			9	100%	9
NEMOURS CHILDREN'S PRIMARY CARE VERO BEACH			9	100%	9
MEDEXPRESS URGENT CARE PARKERSBURG		7	2	22%	9
PREMIER LABORATORY SERVICES, LLC		5	4	44%	9
MINUTE CLINIC DIAGNOSTIC OF VIRGINIA		6	3	33%	9
LPG PEDIATRICS AT PAGE FIELD		9			9
FORT HAMILTON URGENT CARE		9			9
PEDIATRIC HEALTH CARE ALLIANCE			9	100%	9
ANY LAB TEST NOW INC			9	100%	9
MINIMALLY INVASIVE VASCULAR INC		9			9
PARROTT MEDICAL CLINIC			9	100%	9
MID-FLORIDA PATHOLOGY, LLC		9			9
MINUTECLINIC DIAGNOSTIC PA		9			9
CARENOW URGENT CARE-MT JULIET		8	1	11%	9
FIRST CHOICE PEDIATRICS WINTER SPRINGS		9			9
LIGHTHOUSE PEDIATRICS OF NAPLES		6	3	33%	9
ALBIBI		1	8	89%	9
RICHMOND UNIVERSITY MEDICAL CENTER		7	2	22%	9
TMH PHYSICIAN PARTNERS - MONTICELLO		8	1	11%	9
ADVENTHEALTH MEDICAL GROUP CARE CLINIC AT		7	2	22%	9
SAMARITAN MEDICAL CENTER		9			9
SAN JOSE SENIOR CARE LLC		6	3	33%	9
CHEMISYS LABORATORIES		1	8	89%	9
GCPM MANUAL MICROBIOLOGY		1	8	89%	9
CAREHERE- LCS LEESBURG			9	100%	9
SIGMUND LABS LLC		9			9
OCOE PEDIATRICS		8	1	11%	9
GULFSIDE HOSPICE INC		6	3	33%	9
FAMILY CARE PARTNERS URGENT CARE LLC		5	4	44%	9
WELLMED AT SOUTH PARSONS		8	1	11%	9
HAZELDEN FLORIDA		9			9
PACIFICA SENIOR LIVING OCALA		5	4	44%	9
MEDEXPRESS URGENT CARE - SEMINOLE SQUA		8	1	11%	9
CARENOW URGENT CARE - EAST NASHVILLE		8	1	11%	9
BOCA RATON REGIONAL HOSPITAL LAB			9	100%	9
MIDMICHIGAN MEDICAL CENTER			9	100%	9
FAMILY MEDICINE AT HUNTERS CREEK		9			9
BAYFRONT HEALTH ST PETERSBURG		8	1	11%	9
STATEN ISLAND UNIVERSITY HOSPITAL SEGUINE AVE		9			9
NORTHSHORE UNIVERSITY HEALTHSYSTEM EVANSTON HOSPITAL LAB			9	100%	9

COVID-19: testing by laboratory

Data through Dec 28, 2020 verified as of Dec 29, 2020 at 09:25 AM

Data in this report are provisional and subject to change.

The numbers in the table below represent the number of Florida and non-Florida residents for whom test results were received by the Department of Health. A person can be tested by more than one laboratory and can have both positive and negative results. **Therefore, the sum of the numbers in each column will be larger than the total number of people tested.**

Reporting lab	Inconclusive	Negative	Positive	Percent positive	Total
LAKE NONA MEDICAL SERVICE LLC		9			9
MEDEXPRESS URGENT CARE - ROBINSON TWP, STEUBENVILLE PIKE		9			9
FLORIDA ENDOSCOPY & SURGERY CTR LLC		9			9
PRIMARY CARE MEDICINE		8	1	11%	9
LIFE CARE CENTER OF PORT ST. LUCIE		6	3	33%	9
CHILDREN'S HEALTH CENTER INC.		7	2	22%	9
MD NOW MEDICAL CENTERS INC			9	100%	9
49D2045214PHYSICIAN OFFICE WAIVER MEDEXPRESS URGENT CARE - HARRISONBU		5	4	44%	9
NORTHBROOK CENTER FOR		8	1	11%	9
CYPRESS POINT LIVING, LLC		7	2	22%	9
OMNI			9	100%	9
VILLAGE PLACE HEALTH AND REHAB		9			9
PRECISION GENETICS			9	100%	9
FLORIDA HEART AND VASCULAR MULTISPECIALTY GROUP		8			8
CVS MINUTE CLINIC, LLC		6	2	25%	8
DEPARTMENT OF HEALTH BUREAU OF FAMILY		8			8
DOH-TAMPA BRANCH LABORATORY (MLK BLVD)		4	4	50%	8
FOUNTAINVIEW BY FIVE STAR QUALITY CARE		7	1	13%	8
NIGHT OWL PEDIATRICS URGENT CARE			8	100%	8
DOCTOR'S IN HOUSE LAB			8	100%	8
DIEGO FALLON MD PA		5	3	38%	8
MID-HUDSON VALLEY DIVISION OF WESTCHESTER MEDICAL		8			8
ELMCROFT PINECREST		8			8
ADVENT HEALTH - FOUR CORNERS ER		8			8
TELEVISIT PALM BAY FAMILY PRACTICE		6	2	25%	8
HOLIDAY MEDICAL ASSOCIATES		1	7	88%	8
X-GENE MOLECULAR LABS		1	7	88%	8
LIFE CARE CITRUS COUNTY			8	100%	8
FHCP-ORANGE CITY			8	100%	8
THE WOLFF CENTER FOR CHILD & ADOLESCENT HEALTH			8	100%	8
PASSPORT HEALTH OF TAMPA BAY		8			8
SYLVESTER AT PLANTATION LABORATORY		7	1	13%	8
GOLISANO CHILDREN'S HOSPITAL OF SOUTHWEST FLORIDA		6	2	25%	8
INTERNAL MEDICINE ASSOCIATES OF JACKSON HOSPITAL			8	100%	8
CVS PHARMACY NO 274		8			8
DUVAL PHARMACY		4	4	50%	8
MEDEXPRESS URGENT CARE - CHRISTIANBURG		7	1	13%	8
EXECUTIVE MEDICAL SERVICES		8			8
HUNTINGTON VILLAGE URGENT CARE		8			8
COASTAL FAMILY PRACTICE		5	3	38%	8
WACO HHSSURGEWACO	1	6	1	13%	8
MEDEXPRESS URGENT CARE - PANTOPS		7	1	13%	8
MONTEFIORE MEDICAL CENTER LABORATORIES - NORTH		8			8
BEAUMONT EMERGENCY CENTER			8	100%	8
St Joseph's Hospital & Medical Center		8			8
HARBORCHASE OF DR PHILLIPS		7	1	13%	8
DOCTOR'S IN-HOUSE LAB/COMMUNITY HEALTH CENTERS OF PINELLAS - CLEARWATE			8	100%	8

COVID-19: testing by laboratory

Data through Dec 28, 2020 verified as of Dec 29, 2020 at 09:25 AM

Data in this report are provisional and subject to change.

The numbers in the table below represent the number of Florida and non-Florida residents for whom test results were received by the Department of Health. A person can be tested by more than one laboratory and can have both positive and negative results. **Therefore, the sum of the numbers in each column will be larger than the total number of people tested.**

Reporting lab	Inconclusive	Negative	Positive	Percent positive	Total
NATURE COAST REGIONAL MEDICAL CENTER			8	100%	8
OHIO CVS STORES, LLC DBA		8			8
ADVENTHEALTH MEDICAL GROUP		8			8
CIAN DIAGNOSTICS			8	100%	8
ALACHUA COUNTY HEALTH DEPARTMENT		1	7	88%	8
CVS MINUTE CLINIC DIAGNOSTIC OF WISCONSIN		8			8
BAPTIST OUTPATIENT			8	100%	8
L&S SENIOR CARE DBA ARCADIA OAKS		8			8
ST. JOSEPH HOSPITAL AND HEALTH CARE INC.			8	100%	8
ALLINA HEALTH - ABBOTT NORTHWESTERN HOSPITAL		5	3	38%	8
MONROE COUNTY HOSPITAL		6	2	25%	8
NORTHWEST FLORIDA ENT, PA		3	5	63%	8
WESTCHESTER GENERAL HOSPITAL BLOOD GAS LAB			8	100%	8
WELLMED AT LAKE COPELAND		5	3	38%	8
JEFFERSON COUNTY HEALTH DEPARTMENT-MONTICELLO		4	4	50%	8
SURGOINSVILLE PHARMACY		8			8
WALK IN URGENT CARE			8	100%	8
PATHLINE			8	100%	8
GENEUS DIAGNOSTICS			8	100%	8
TEXAS DEPARTMENT OF STATE HEALTH SERVICES		2	6	75%	8
HOLY NAME MEDICAL CENTER	1	6	1	13%	8
BROOKDALE MANDARIN CENTRAL			8	100%	8
ATLANTIC CONSOLIDATED LABORATORY		8			8
MICHAEL AKPEKE MD			8	100%	8
COLLIER COUNTY HEALTH DEPT.		4	4	50%	8
ADVANCED DIAGNOSTIC LABORATORY		1	7	88%	8
Hackensack Umc Mountainside		8			8
HEALTHMARK REGIONAL HOSPITAL LAB		4	4	50%	8
JX REF LAB			8	100%	8
MICHIGAN DEPARTMENT OF COMMUNITY HEALTH		1	7	88%	8
MINUTECLINIC #8699		5	3	38%	8
GENE STREET LABORATORIES, LLC		6	2	25%	8
VETERAN AFFAIRS MEDICAL CENTER - JAMES J PETERS		6	2	25%	8
BLOCK NATION CHASE		4	4	50%	8
FAMILY PRACTICE ON THE GO		6	2	25%	8
JOHNS HOPKINS MEDICAL LABORATORIES		1	7	88%	8
MAINSTREET FAMILY CARE			8	100%	8
BARTON PARKER OD PC		8			8
BAPTIST HEALTH			8	100%	8
BEST MEDICAL CENTER		8			8
PASSPORT HEALTH			8	100%	8
SAMARITAN HOSPITAL LABORATORY		7	1	13%	8
CARROLL GARDENS URGENT CARE		8			8
AVENTURA HOSPITAL AND MEDICAL CENTER			8	100%	8
EMERGENCY MEDICAL CENTER		3	5	63%	8
SACRED HEART HEALTH SYSTEM INC		7	1	13%	8
UNIVERSITY MEDICAL CENTER		8			8

COVID-19: testing by laboratory

Data through Dec 28, 2020 verified as of Dec 29, 2020 at 09:25 AM

Data in this report are provisional and subject to change.

The numbers in the table below represent the number of Florida and non-Florida residents for whom test results were received by the Department of Health. A person can be tested by more than one laboratory and can have both positive and negative results. **Therefore, the sum of the numbers in each column will be larger than the total number of people tested.**

Reporting lab	Inconclusive	Negative	Positive	Percent positive	Total
MEDEXPRESS URGENT CARE - TIMBERLAKE		8			8
FAMILY HEALTH CENTER			8	100%	8
ROBERT WOOD JOHNSON HOSPITAL		7	1	13%	8
ORMOND BEACH CENTRA CARE			8	100%	8
TRINITY MEDICAL ASSOCIATES LLC			8	100%	8
WHITE SANDS OUTPATIENT SERVICES (WSOP SERVICES LLC		8			8
LAKES DIALYSIS CENTER INC			7	100%	7
AVON PARK PEDIATRICS			7	100%	7
THE MARY IMOGENE BASSETT HOSPITAL		7			7
COMMUNITY MEDICAL AND DENTAL CARE INC		7			7
DEPARTMENT OF HEALTH- CITRUS COUNTY			7	100%	7
ABSOLUTE GENOMICS		4	3	43%	7
WOODLAND TOWERS		6	1	14%	7
LAKEVIEW HEALTH SYSTEMS			7	100%	7
MEYER PEDIATRICS CHTD		7			7
FLORIDA DIGESTIVE AND LIVER SPECIALIST		7			7
CVS HEALTH, #3396		7			7
ALACHUA			7	100%	7
BAPTIST PEDIATRICS		6	1	14%	7
Rosewood Healthcare and Rehabilitation Center		5	2	29%	7
MEDEXPRESS URGENT CARE-ALTOONA		6	1	14%	7
CVS MINUTE CLINIC DIAGNOSTIC MED GRP OF CA		7			7
MINUTE CLINIC DIAGNOSTIC OF NEW JERSEY		7			7
GULF COAST MEDICAL GROUP		2	5	71%	7
HEARTLAND PEDIATRICS OF LAKE PLACID			7	100%	7
LEPE'S HOUSE			7	100%	7
FLORIDA HOSPITAL WINTER PARK		6	1	14%	7
CHILDREN'S HEALTHCARE OF ATLANTA/EGLESTON		7			7
Sunset Lake Health and Rehabilitation Center		7			7
Ocoee Health Care Center		7			7
MINUTECLINIC DIAGNOSTIC OF MICHIGAN PC		7			7
WELLMED AT PORT ST LUCIE WEST		6	1	14%	7
MONTEFIORE NYACK HOSPITAL AFFILIATED LABORATORY		7			7
PERSONAL PEDIATRICS PA		5	2	29%	7
KEYSTONE PLACE AT NAPLES PRESERVE		4	3	43%	7
CARENOW URGENT CARE-MADISON		7			7
WILDLIGHT LAB			7	100%	7
PEDIATRICS OF CENTRAL FLORIDA		5	2	29%	7
MEDEXPRESS URGENT CARE - MAPLE DRIVE		7			7
HOLY GARDEN ALF, INC.		7			7
MISSOURI DEPARTMENT OF HEALTH AND SENIOR SERVICES			7	100%	7
ALLEGRO - TAMPA	1	4	2	29%	7
MINUTECLINIC DIAGNOSTIC OF HAWAII LLC		7			7
METROPOLITAN HOSPITAL CENTER		6	1	14%	7
Sovereign Laboratory Services, LLC		7			7
PBC FOUND CARE INC			7	100%	7
PENINSULA CARE AND REHABILITATION CENTER			7	100%	7

COVID-19: testing by laboratory

Data through Dec 28, 2020 verified as of Dec 29, 2020 at 09:25 AM

Data in this report are provisional and subject to change.

The numbers in the table below represent the number of Florida and non-Florida residents for whom test results were received by the Department of Health. A person can be tested by more than one laboratory and can have both positive and negative results. **Therefore, the sum of the numbers in each column will be larger than the total number of people tested.**

Reporting lab	Inconclusive	Negative	Positive	Percent positive	Total
WYOMING COUNTY COMMUNITY HOSPITAL LABORATORY		7			7
DESOTO HEALTH AND REHAB LLC		4	3	43%	7
THE VILLAGES HEALTH		5	2	29%	7
TRUE HEALTH DIAGNOSTICS		1	6	86%	7
SUNSHINE ASSISTED LIVING		7			7
LAKE MARY - STIRLING CENTER SUITE 202			7	100%	7
VIRTUA VOORHEES HOSPITAL		5	2	29%	7
ARCHBOLD MEMORIAL HOSPITAL/LAB		3	4	57%	7
IRL MARKET LAB			7	100%	7
MEDEXPRESS URGENT CARE - BENTON HARBOR		7			7
SONATA BOYNTON BEACH		6	1	14%	7
DOCTOR'S IN-HOUSE LAB/COMMUNITY HEALTH CENTERS OF PINELLAS –PINELLAS P			7	100%	7
BRADENTON PHYSICIANS MEDICAL CENTER			7	100%	7
GUARDANT HEALTH		4	3	43%	7
FLORIDA CENTER FOR DERMATOLOGY LABORATORY			7	100%	7
BAYLOR GENETICS		5	2	29%	7
MEDEXPRESS URGENT CARE - MONROE		7			7
MINUTE CLINIC LLC #5733		7			7
MEDLABS DIAGNOSTICS		7			7
MINUTECLINIC DIAGNOSTIC OF TN PC #378		6	1	14%	7
HEALTHWORKS MED GROUP OF FLORIDA PA		2	5	71%	7
ST JUDE LABORATORIES		5	2	29%	7
QUE		4	3	43%	7
SENIOR HOME CARE INC		7			7
ST PETERSBURG PEDIATRICS-EAST BAY			7	100%	7
LAB UNKNOW		6	1	14%	7
SARASOTA - ROBERT L TAYLOR COMMUNITY CENTER☐		1	6	86%	7
BEACON AT GULF BREEZE, THE		6	1	14%	7
PALM POINT BEHAVIORAL HEALTH		7			7
HEALTH CARE LABORATORY SERVICES		1	6	86%	7
ECLRS		2	5	71%	7
TNC WALK IN CLINIC		4	3	43%	7
ISLAND LAKE CENTER		3	4	57%	7
LYNMOORE,THE		7			7
WALGREENS 3173			7	100%	7
SCHOOL OF PHARMACY AND PHARMACEUTICAL		7			7
MEDEXPRESS URGENT CARE MONACA		7			7
INN AT ASTON GARDENS AT PELICAN POINTE,THE		7			7
RIVER OAKS TREATMENT CENTER			7	100%	7
ORANGE PARK PEDIATRIC ASSOCIATES		1	6	86%	7
Consulate Health Care of Brandon		7			7
NOVANT HEALTH INPATIENT CARE		2	5	71%	7
LEE COUNTY HEALTH DEPARTMENT		4	3	43%	7
FLORIDA CLINICAL LAB			7	100%	7
UNIVERSITY OF WASHINGTON MEDICAL CENTER			7	100%	7
ORLANDO HEALTH PHYSICIAN ASSOCIATES		4	3	43%	7
RIVERVIEW REGIONAL MEDICAL CENTER		6	1	14%	7

COVID-19: testing by laboratory

Data through Dec 28, 2020 verified as of Dec 29, 2020 at 09:25 AM

Data in this report are provisional and subject to change.

The numbers in the table below represent the number of Florida and non-Florida residents for whom test results were received by the Department of Health. A person can be tested by more than one laboratory and can have both positive and negative results. **Therefore, the sum of the numbers in each column will be larger than the total number of people tested.**

Reporting lab	Inconclusive	Negative	Positive	Percent positive	Total
SOUTH COM HEALTH CLINIC, DEPT. OF THE ARMY		7			7
SEA LEVEL LABS			7	100%	7
CVS PHARMACY #8800		5	2	29%	7
DOCTORS CLINICAL LABORATORY, INC		5	2	29%	7
GOOD SAMARITAN SOCIETY OF DAYTONA		5	2	29%	7
HOLMES COUNTY HEALTH DEPARTMENT		3	4	57%	7
MINUTECLINIC, LLC		7			7
The Waterford		7			7
FLORIDA HOSPITAL KISSIMMEE		4	3	43%	7
STERLING HOUSE OF PUNTA GORDA		7			7
GENTRY PARK ORLANDO ASSISTED LIVING		6	1	14%	7
CENTRAL FLORIDA PEDIATRIC URGENT CARE LLC		6	1	14%	7
DORAL URGENT CARE			7	100%	7
TRUE HEALTH		5	2	29%	7
HEALTH NETWORK LABORATORIES		6	1	14%	7
VETERANS AFFAIRS MEDICAL CENTER - OUTPATIENT			7	100%	7
PBSO WEST PALM FAMILY PRACTICE		1	6	86%	7
ACCESS PHARMACY		7			7
NORTON HEALTHCARE			7	100%	7
BAY REGIONAL URGENT CARE		1	6	86%	7
DIAGNOSTIC CLINIC		6	1	14%	7
PROHEALTH MED		1	5	83%	6
URGENT TEAM MANAGEMENT OF TENNESSEE		6			6
NOVALIFE MEDSPA			6	100%	6
CHILDREN'S HOSPITAL OF PHILADELPHIA		5	1	17%	6
CAPE CORAL URGENT CARE		3	3	50%	6
THOMAS JEFFERSON UNIVERSITY HOSPITAL		4	2	33%	6
AZALEA HEALTH		2	4	67%	6
BAYCARE MEDICAL GROUP INC			6	100%	6
GRAND VILLA OF ALTAMONTE SPRINGS		1	5	83%	6
HEALTHPARK MEDICAL CENTER ABG LAB		5	1	17%	6
LABCORP TAMPA		5	1	17%	6
MERCY HEALTH—MUSKEGON		5	1	17%	6
FREEDOM SQUARE NURSING CENTER			6	100%	6
BAYCARE MEDICAL GROUP INC			6	100%	6
SAINT PETER'S UNIVERSITY HOSPITAL		6			6
TEXAS MEDCLINIC			6	100%	6
CAPITAL HEALTH PLAN LABORATORIES			6	100%	6
Manor Care of Dunedin		6			6
NORTH BEACH REHABILITATION CENTER		5	1	17%	6
PALMS, THE		6			6
AVALON FAMILY RESORT ASSISTED LIVING LLC		6			6
MONTEFIORE MEDICAL CENTER LABORATORIES - WEILER		4	2	33%	6
NEW YORK PRESBYTERIAN - LOWER MANHATTAN		6			6
LUTHERAN HAVEN EXTENDED CONGREGATE CAR		6			6
JERSEY SHORE MEDICAL CENTER		6			6
KINDRED HOSPITAL CENTRAL TAMPA BLOOD GAS		6			6

COVID-19: testing by laboratory

Data through Dec 28, 2020 verified as of Dec 29, 2020 at 09:25 AM

Data in this report are provisional and subject to change.

The numbers in the table below represent the number of Florida and non-Florida residents for whom test results were received by the Department of Health. A person can be tested by more than one laboratory and can have both positive and negative results. **Therefore, the sum of the numbers in each column will be larger than the total number of people tested.**

Reporting lab	Inconclusive	Negative	Positive	Percent positive	Total
FLORIDA HOSPITAL APOPKA		5	1	17%	6
ISLAND COAST PEDIATRICS IN-HOUSE LAB		6			6
TAMIAMI LAB MILLENIUM			6	100%	6
NOT INDICATED		1	5	83%	6
JOSEF SCHENKER MD PC		6			6
TIMBER CREEK PEDIATRICS		6			6
CVS MINUTE CLINIC DIAGNOSTIC OF TEXAS,LLC		4	2	33%	6
ST LUKES ROOSEVELT LABORATORY		6			6
MEDEXPRESS URGENT CARE-LATROBE		6			6
RED MOUNTAIN DIAGNOSTICS		6			6
MINUTECLINIC DIAGNOSTIC OF LOUISIANA		5	1	17%	6
MINUTECLINIC, LLC, DBA MINUTECLINIC #6106		5	1	17%	6
GENTIVA HEALTH SERVICES		5	1	17%	6
SOUTH CAROLINA DEPARTMENT OF HEALTH			6	100%	6
THE CLINIC PREMISE HEALTH			6	100%	6
LAWTON CHILES HEALTH CENTER		1	5	83%	6
MC DIAGNOSTIC OF CONNECTICUT, PC #1960		6			6
GRACE REHABILITATION CENTER OF VERO BEACH		4	2	33%	6
CONCENTRA			6	100%	6
COMMONWEALTH OF MASSACHUSETTS			6	100%	6
Northwell Lab		2	4	67%	6
LODGE HEALTH AND REHABILITATION CENTER, THE		6			6
BAYCARE ALLIANT HOSPITAL			6	100%	6
ROSS MEDICAL GROUP			6	100%	6
ADVENT HEALTH - DELTONA ER		1	5	83%	6
BETH ISRAEL DEACONESS MEDICAL CENTER			6	100%	6
CROSSROADS URGENT CARE		4	2	33%	6
SONORA QUEST LABORATORIES			6	100%	6
CAREWELL 301 - WARWICK			6	100%	6
GENETIC TECHNOLOGICAL INNOVATIONS			6	100%	6
FLORIDA MEDICAL SPECIALISTS		2	4	67%	6
WATAUGA MEDICAL CENTER		4	2	33%	6
AARK LABORATORY		6			6
PUBLIC HEALTH LAB		6			6
ENIGMA DIAGNOSTIC, INC.			6	100%	6
MEDEXPRESS URGENT CARE- MARYLAND		6			6
FLORIDA WOMAN CARE LABORATORY			6	100%	6
MEDEXPRESS URGENT CARE - WINCHESTER GATEWAY		5	1	17%	6
MINUTECLINIC DIAGNOSTIC OF NORTH CAROLINA, PC		5	1	17%	6
VERMONT DEPARTMENT OF HEALTH		1	5	83%	6
BOCA VIPEDIATRICS			6	100%	6
PATHGROUP LABS, LLC		4	2	33%	6
LUMADOC HEALTH		4	2	33%	6
CARE HERE		1	5	83%	6
UNILAB		2	4	67%	6
LUTHERAN HAVEN ASSISTED LIVING		6			6
JACKSON CLINIC PA,THE		3	3	50%	6

COVID-19: testing by laboratory

Data through Dec 28, 2020 verified as of Dec 29, 2020 at 09:25 AM

Data in this report are provisional and subject to change.

The numbers in the table below represent the number of Florida and non-Florida residents for whom test results were received by the Department of Health. A person can be tested by more than one laboratory and can have both positive and negative results. **Therefore, the sum of the numbers in each column will be larger than the total number of people tested.**

Reporting lab	Inconclusive	Negative	Positive	Percent positive	Total
MERCY COLLEGE HEALTH OFFICE		6			6
KEYSTYLE LIVING LLC	1	5			6
BAYCARE MEDICAL GROUP		1	5	83%	6
LIFE'S SPECIAL MOMENTS INC		6			6
MINUTECLINIC, LLC #05038		6			6
CRESTVIEW URGENT CARE			6	100%	6
CARENOW URGENT CARE-SOUTHLAKE			6	100%	6
IU HEALTH PATHOLOGY		1	5	83%	6
CVS MINUTE CLINIC DIAGNOSTIC OF TEXAS, LLC		6			6
URGENT TEAM		4	2	33%	6
PALMETTO HEALTH ALLIANCE		3	3	50%	6
XPRESS URGENT CARE LLC		6			6
DEBARY HEALTH AND REHABILITATION CENTER		6			6
NORTH SHORE MEDICAL LABS		6			6
MIAMI BEACH COMMUNITY HEALTH CENTER INC			6	100%	6
ENT AND ALLERGY ASSOCIATES OF FLORIDA LLC		6			6
RIVER CITY PRIMARY AND URGENT CARE			6	100%	6
MID FLORIDA PATHOLOGY LLC		5	1	17%	6
Thermopolis Rehabilitation Wellness		6			6
ETHOS LABORATORIES		6			6
CLEARWATER PEDIATRIC CARE		1	5	83%	6
ST CHARLES HOSPITAL LABORATORY		6			6
MEDICAL CENTER AT OCEAN REEF		1	5	83%	6
MEADOWCREST FAMILY PHYSICIANS PA			6	100%	6
AEGIS MEDICAL GROUP			6	100%	6
PENN MEDICINE PRINCETON MEDICAL CENTER		6			6
ADVANCE URGENT CARE CENTER, LLC			6	100%	6
LUXOR SCIENTIFIC LLC			6	100%	6
CORNER OAK ESTATE LLC		6			6
ARLINGTON OF NAPLES		6			6
DOH JACKSONVILLE CENTRAL LABORATORY		3	3	50%	6
THE VILLAGES REGIONAL HOSPITAL FREESTANDING		3	3	50%	6
FIRST COAST CARDIOVASCULAR INSTITUTE PA			6	100%	6
GUTHRIE MEDICAL GROUP LABORATORIES		5			5
WADSWORTH CENTER - DAVID AXELROD INSTITUTE		5			5
PERDIDO URGENT CARE			5	100%	5
UF HEALTH			5	100%	5
NORTHERN DUTCHESS HOSPITAL LABORATORY		5			5
PEDIATRICS OF CENTRAL FLORIDA - POINCIANA		3	2	40%	5
GERALD J KIVETT MD		5			5
GLEN FALLS HOSPITAL DEPARTMENT OF PATHOLOGY		5			5
OVERLOOK HOSPITAL LABORATORY			5	100%	5
MEDEXPRESS URGENT CARE - BEECH GROVE		5			5
EXPRESS DOCS LLC			5	100%	5
Army Residence Community		5			5
BROWARD COUNTY HEALTH DEPT.			5	100%	5
RICH STREET GROUP HOME			5	100%	5

COVID-19: testing by laboratory

Data through Dec 28, 2020 verified as of Dec 29, 2020 at 09:25 AM

Data in this report are provisional and subject to change.

The numbers in the table below represent the number of Florida and non-Florida residents for whom test results were received by the Department of Health. A person can be tested by more than one laboratory and can have both positive and negative results. **Therefore, the sum of the numbers in each column will be larger than the total number of people tested.**

Reporting lab	Inconclusive	Negative	Positive	Percent positive	Total
MEDEXPRESS URGENT CARE - LAFAYETTE		5			5
THE UNIVERSITY OF VERMONT MEDICAL CENTER		4	1	20%	5
MIAMI COMPREHENSIVE MEDICINE GROUP PA		4	1	20%	5
HENDRY REGIONAL CONVENIENT CARE CENTER			5	100%	5
DOCS URGENT CARE		1	4	80%	5
EL PARAISO HOME INC		5			5
FHMG_FM AND IM AVALON PARK		1	4	80%	5
MINUTECLINIC DIAGNOSTIC OF PA, LLC (1036)		4	1	20%	5
INDIAN RIVER PRIMARY CARE PA		5			5
DAVITA DIALYSIS		4	1	20%	5
MEDEXPRESS URGENT CARE - ELM GROVE		5			5
PEDIATRICS OF ALTAMONTE		5			5
AEL KNOXVILLE			5	100%	5
MEDEXPRESS URGENT CARE-DUBOIS		5			5
CENTREX CLINICAL LABS INC		5			5
NELSON BIOLOGICAL			5	100%	5
MEDEXPRESS URGENT CARE - RICHMOND, NINE MILE RD		5			5
MINUTECLINIC DIAGNOSTIC OF PENNSYLVANIA, LLD #1545		5			5
LABCORP UNSPECIFIED		5			5
ST JOSEPH WOMENS HOSPITAL			5	100%	5
BAPTIST HEALTH - TOWN CENTER			5	100%	5
FRANCES WARDE MEDICAL LABORATORY		2	3	60%	5
DR PHILLIPS MEDICAL WELLNESS CENTER		5			5
MOUNT SINAI BROOKLYN LABORATORY		4	1	20%	5
COMMUNITY HEALTH OF SOUTH FLORIDA			5	100%	5
UT MEMPHIS UNIVERSITY HEALTH SERVICES			5	100%	5
Westchester General Hospital			5	100%	5
BEACH HOUSE		5			5
BOCA BIOLISTICS LLC			5	100%	5
UNIVERSITY OF CHICAGO MEDICAL CENTER LAB			5	100%	5
STATMED OCALA			5	100%	5
NORTH FLORIDA PEDIATRICS JASPER			5	100%	5
UCF STUDENT HEALTH SERVICES LABORATORY		2	3	60%	5
OMNICARE PHARMACY OFTEXAS 1, LP DBA OMNICARE		5			5
CLEVELAND CLINIC MARTIN HEALTH NURSING & RESTORATIVE		5			5
CHAMPLAIN VALLEY PHYSICIANS HOSPITAL		3	2	40%	5
VIBRANT AMERICA		3	2	40%	5
Baldwin Pediatrix		5			5
NATIONAL GENETICS INST LABCORP		1	4	80%	5
JOE DIMAGGIO CHILDREN'S HOSPITAL		1	4	80%	5
ORCHID COVE		2	3	60%	5
FLORIDA HOSPITAL LAKE MARY		5			5
MEDEXPRESS URGENT CARE - HUNTINGTON WE		5			5
SOUTHERN OCEAN MEDICAL CENTER		5			5
MAXHEALTH		4	1	20%	5
MINUTECLINIC MINUTECLINIC #4977		3	2	40%	5
VALDOSTA FAMILY MEDICINE			5	100%	5

COVID-19: testing by laboratory

Data through Dec 28, 2020 verified as of Dec 29, 2020 at 09:25 AM

Data in this report are provisional and subject to change.

The numbers in the table below represent the number of Florida and non-Florida residents for whom test results were received by the Department of Health. A person can be tested by more than one laboratory and can have both positive and negative results. **Therefore, the sum of the numbers in each column will be larger than the total number of people tested.**

Reporting lab	Inconclusive	Negative	Positive	Percent positive	Total
BAPTIST PRIMARY BLACK CREEK SOUTH			5	100%	5
WELLIGENT			5	100%	5
FINLAY		1	4	80%	5
ATLANTIC COMMUNITY HIGH SCHOOL		4	1	20%	5
AUTUMN OF SARASOTA		5			5
UPMC HEALTH SYSTEM		4	1	20%	5
URGENT CARE & FAMILY PRACTICE CENTER			5	100%	5
BROOKDALE CLERMONT			5	100%	5
MEDEXPRESS URGENT CARE - MIDLOTHIAN		5			5
SANIBEL INTERNAL MEDICINE, LLC		3	2	40%	5
EGL GENETICS DIAGNOSTICS			5	100%	5
FLORIDA CANCER SPECIALISTS & RESEARCH INSTITUTE		4	1	20%	5
PARRISH HEALTH CENTER		5			5
DEPARTMENT OF HEALTH AND HUMAN SERVICES LANSING			5	100%	5
INTERNAL MEDICINE & PRIMARY CARE ASSOCIATES, PLC			5	100%	5
FLORIDA DEPARTMENT OF HEALTH - INVERNESS		3	2	40%	5
JOSEF SCHENKER MD PC DBA CENTERS URGENT		4	1	20%	5
ST JOHNS BIOMEDICAL LAB		5			5
MINUTECLINIC DIAGNOSTIC OF NEW JERSEY,		5			5
PRECISION DIAGNOSTICS INC - NJ		5			5
LANE PEDIATRICS PA			5	100%	5
WESTMINSTER SHORES			5	100%	5
CLEVELAND TENNESSEE HOSPITAL COMPANY		5			5
MINUTE CLINIC		1	4	80%	5
COPELAND MEDICAL CLINIC		3	2	40%	5
ADVENT HEALTH APOPKA		2	3	60%	5
LAKE NONA PEDIATRICS IN ASSOCIATION WITH NEMOURS		5			5
NORTHPORT MEDICAL CENTER LAB		5			5
ORMOND MEDICAL ARTS		3	2	40%	5
HILLSBOROUGH COUNTY HEALTH DEPARTMENT			5	100%	5
WANTAGH URGENT CARE		5			5
CARL R DARNALL ARMY MEDICAL CENTER			5	100%	5
MANATEE COUNTY JAIL		4	1	20%	5
NOVANT HEALTH UVA		2	3	60%	5
ASCENSION ST VINCENT'S CLAY COUNTY			5	100%	5
FAMILY MEDICINE OF WESTON LLC			5	100%	5
ADVENTHEALTH MEDICAL GROUP FAMILY & INTERNAL		2	3	60%	5
MULBERRY CARE CENTER		2	3	60%	5
HUNTERS CREEK PEDIATRICS		5			5
URGENT MEDICAL CENTER INC		2	3	60%	5
ELLIS HOSPITAL LABORATORY		5			5
MINUTECLINIC, LLC #244		4	1	20%	5
MEDEXPRESS URGENT CARE-MUNCIE		5			5
INDIANA STATE DEPARTMENT OF HEALTH		1	4	80%	5
FLORIDA DEPARTMENT OF HEALTH IN MONROE COUNTY		2	3	60%	5
ILLINOIS DEPARTMENT OF PUBLIC HEALTH			5	100%	5
SONATA DELRAY BEACH		4	1	20%	5

COVID-19: testing by laboratory

Data through Dec 28, 2020 verified as of Dec 29, 2020 at 09:25 AM

Data in this report are provisional and subject to change.

The numbers in the table below represent the number of Florida and non-Florida residents for whom test results were received by the Department of Health. A person can be tested by more than one laboratory and can have both positive and negative results. **Therefore, the sum of the numbers in each column will be larger than the total number of people tested.**

Reporting lab	Inconclusive	Negative	Positive	Percent positive	Total
CARLOS PORTU MD, PLLC			5	100%	5
BREVARD HEALTH ALLIANCE INC, THE			5	100%	5
MINUTE CLINIC DIAGNOSTIC OF SC, LLC #42		4	1	20%	5
MEDEXPRESS URGENT CARE - SWANSEA, N ILLINOIS ST		4	1	20%	5
WESTWOOD NURSING & REHAB		1	4	80%	5
OSWEGO HOSPITAL LABORATORY		5			5
KENILWORTH CARE & REHABILITATION CENTER			5	100%	5
UT SOUTHWESTERN MEDICAL CENTER			5	100%	5
CORAL LANDING ASSISTED LIVING		5			5
TANNER MEDICAL CENTER EAST AL		5			5
MEDEXPRESS URGENT CARE-KATY		4	1	20%	5
CURATIVE CARE CENTER INC		1	4	80%	5
PRECISION LABS LLC		2	3	60%	5
WEST PACIFIC MEDICAL LABORATORY			5	100%	5
MAIMONIDES MEDICAL CENTER		4	1	20%	5
MEDEXPRESS URGENT CARE - WASHINGTON		4	1	20%	5
TUSCAN ISLE CHAMPIONSGATE OP CO LLC		5			5
Florida Clinical Laboratory		1	4	80%	5
MEDEXPRESS URGENT CARE MURRYSVILLE		3	2	40%	5
SOUTHEASTERN PEDIATRIC ASSOCIATES			5	100%	5
MEDEXPRESS ELKINS		5			5
MEDICAL CENTER OF BLOUNTSTOWN			5	100%	5
WAKEMED		1	4	80%	5
WELLMED AT NEW TAMPA		3	2	40%	5
CROSSROADS URGENT CARE, PLLC		5			5
YORKVILLE PEDIATRIC URGENT CARE		5			5
CITRUS COUNTY HEALTH DEPARTMENT		4	1	20%	5
ADVENTHEALTH EXPRESS CARE AT WALGREENS			5	100%	5
CVS MINUTE CLINIC DIAGNOSTIC OF NEW JERSEY		5			5
MANATEE PEDIATRICS			5	100%	5
URGENT TEAM - MUSCLE SHOALS		5			5
PEDIATRIC URGENT HEALTH CARE			5	100%	5
LORI MCAULIFFE MD PA			5	100%	5
BETHESDA COMMUNITY HEALTH CENTER			5	100%	5
OPTUM SILVER LAKES			5	100%	5
Kennedy University Hospital		5			5
BAYSHORE LABORATORY		4	1	20%	5
MEASE COUNTRYSIDE HOSPITAL			5	100%	5
DALLAS COUNTY HEALTH AND HUMAN SERVICES			5	100%	5
MEDEXPRESS URGENT CARE - WILLIAMSPORT		4	1	20%	5
BENSONHURST URGENT CARE		5			5
STEWART MELBOURNE HOSPITAL			5	100%	5
CRESTWOOD MEDICAL CENTER		4	1	20%	5
BAYCARE HEALTH SYSTEMS		1	4	80%	5
NEW HAMPSHIRE DEPARTMENT OF HEALTH AND HUMAN SERVICES		3	2	40%	5
ROSEMONT GARDENS INC		5			5
MINUTECLINIC DIAGNOSTIC MEDICAL GROUP		5			5

COVID-19: testing by laboratory

Data through Dec 28, 2020 verified as of Dec 29, 2020 at 09:25 AM

Data in this report are provisional and subject to change.

The numbers in the table below represent the number of Florida and non-Florida residents for whom test results were received by the Department of Health. A person can be tested by more than one laboratory and can have both positive and negative results. **Therefore, the sum of the numbers in each column will be larger than the total number of people tested.**

Reporting lab	Inconclusive	Negative	Positive	Percent positive	Total
URGENT CARE OF LONGWOOD			5	100%	5
KIDSVILLE PEDIATRICS			5	100%	5
ST VINCENT'S CHILTON		4	1	20%	5
SUTTER TRACY COMMUNITY HOSPITAL			5	100%	5
HUNTINGTON URGENT CARE		5			5
RUSH UNIVERSITY MEDICAL CENTER LABORATORY			5	100%	5
WOODHULL MEDICAL AND MENTAL HEALTH CTR		5			5
COOPER HOSPITAL/UNIVERSITY MEDICAL		5			5
BAY BREEZE HEALTH AND REHABILITATION CENTER		5			5
GULF COAST VETERANS HCS PANAMA CITY OPC		5			5
XRL SXF REF LAB		5			5
GNT ASSOCIATES		3	1	25%	4
Stratford Court of Palm Harbor		4			4
MEDEXPRESS URGENT CARE - SOUTH PARKERSBURG		4			4
WATSON THERAPEUTICS		1	3	75%	4
JOHN T MATHER MEMORIAL HOSPITAL LABORATORY		4			4
CDRX INFUSION			4	100%	4
CVS MINUTE CLINIC DIAGNOSTIC PA		3	1	25%	4
SUPERIOR RESIDENCES AT CALA HILLS		4			4
MEDEXPRESS URGENT CARE CHARLESTON		4			4
CAPE COD HOSPITAL			4	100%	4
Bardmoor Oaks Healthcare and Rehabilitation Center		3	1	25%	4
FLORIDA MEDICAL CL ODOM TPA		1	3	75%	4
MEDEXPRESS URGENT CARE - GLENDALE		4			4
Signature Healthcare of Ormond		4			4
MIAMI CANCER INSTITUTE			4	100%	4
MINUTECLINIC DIAGNOSTIC OF VIRGINIA		4			4
INTERNAL MEDICINE LIPID AND WELNNESS PRACTICE			4	100%	4
WYOMING PUBLIC HEALTH LAB			4	100%	4
OCHSNER MEDICAL CENTER			4	100%	4
PEACEHEALTH LABORATORIES		3	1	25%	4
LAKE FOREST PARK OP CO LLC		4			4
FLORIDA HEALTHCARE OF ORLANDO			4	100%	4
FLAGLER HEALTH SERVICES INC			4	100%	4
GRAND VILLA OF ENGLEWOOD		1	3	75%	4
MEDEXPRESS URGENT CARE - FAYETTEVILLE		2	2	50%	4
OPTIMAL CARE PEDIATRICS			4	100%	4
OPTUM PRIMARY CARE - FOUNTAIN OAKS			4	100%	4
PHYSICIANS IMMEDIATE CARE AURORA			4	100%	4
CYPRESS CREEK MEDICAL CENTER			4	100%	4
Sunrise Health and Rehabilitation Center			4	100%	4
TENNESSEE DEPARTMENT OF HEALTH			4	100%	4
PANCARE HEALTH YOUNGSTOWN			4	100%	4
MINUTECLINIC DIAGNOSTIC OF VIRGINIA, LLC #1656		4			4
NEULIFE NEUROLOGICAL SERVICES LLC			4	100%	4
ST VINCENT'S ST CLAIR		2	2	50%	4
ACE BIOMEDICAL LABS LLC			4	100%	4

COVID-19: testing by laboratory

Data through Dec 28, 2020 verified as of Dec 29, 2020 at 09:25 AM

Data in this report are provisional and subject to change.

The numbers in the table below represent the number of Florida and non-Florida residents for whom test results were received by the Department of Health. A person can be tested by more than one laboratory and can have both positive and negative results. **Therefore, the sum of the numbers in each column will be larger than the total number of people tested.**

Reporting lab	Inconclusive	Negative	Positive	Percent positive	Total
FLORIDA HOSPITAL ALTAMONTE		2	2	50%	4
Grand Villa of Clearwater		4			4
AMERICAN HOUSE FORT MYERS		4			4
RIO PINAR HEALTH CARE			4	100%	4
ADVENTIST HEALTH SYSTEM FLORIDA DEPT OF HEALTH		3	1	25%	4
GENUS DIAGNOSTICS			4	100%	4
Health Care Center of Jacksonville			4	100%	4
MCR HEALTH LAWTON CHILES ADMINISTRATION STE A		1	3	75%	4
MIZELL MEMORIAL HOSPITAL			4	100%	4
DEPARTMENT OF HEALTH AND HUMAN SERVICES STATE OF NEW HAMPSHIRE			4	100%	4
MEDEXPRESS URGENT CARE-PITTSFIELD		4			4
Millennium Nursing & Rehab Center		4			4
FLORIDA MEDICAL CLINIC - MULTI SPECIALTY CAMPUS		1	3	75%	4
Walker BaptistMedCtr		3	1	25%	4
MIAMI COMMUNITY HEALTH CENTER INC		1	3	75%	4
NEWPATH DIAGNOSTICS		4			4
ADVENTHEALTH NEW SMYRNA BEACH COMMUNITY HEALTH			4	100%	4
STAT ONE URGENT CARE CENTER			4	100%	4
HEALTHY MINORS PEDIATRIC URGENT CARE		4			4
MARSHFIELD LABORATORIES			4	100%	4
MED LABS DIAGNOSTICS		3	1	25%	4
SONIC REFERENCE LABORATORY			4	100%	4
HEALTH AND WELLNESS CENTER			4	100%	4
COMPREHENSIVE CLINICAL RESEARCH, LLC			4	100%	4
Westminster Manor		3	1	25%	4
Heartland of Boynton Beach			4	100%	4
ADVENT HEALTH CENTRA CARE - ORANGE LAKE		1	3	75%	4
CHILDREN'S MEDICAL GROUP		4			4
CELERION			4	100%	4
ADVENTHEALTH MEDICAL GROUP PEDIATRICS AT		2	2	50%	4
CAPTAIN JAMES A. LOVELL FEDERAL HEALTHCARE CENTER			4	100%	4
IGENEX INC		4			4
MD NOW MEDICAL CENTER INC			4	100%	4
COLUMBIA MEMORIAL HOSPITAL LABORATORY		4			4
OMNICARE PHARMACY OF TEXAS 1		4			4
DOTHAN PEDIATRIC CLINIC			4	100%	4
FLORIDA HEART AND VASCULAR			4	100%	4
FLORENCE - HUNTSVILLE HOSPITAL URGENT CARE		3	1	25%	4
OKLAHOMA STATE DEPARTMENT OF HEALTH-PUBLIC HEALTH LABORATORY			4	100%	4
FLORIDA CANCER SPECIALISTS AND RESEARCH		2	2	50%	4
FISHERMEN'S HOSPITAL			4	100%	4
CLINICAL LABORATORIES OF THE BUFFALO		3	1	25%	4
ACCENTCARE		4			4
NORTHEAST ALABAMA REGIONAL MEDICAL CENTER		2	2	50%	4
GARDENS HEALTH NH LLC		4			4
SIGNATURE CARE MONTROSE		2	2	50%	4
INFECTION CONTROL/ EMPHEALTH		3	1	25%	4

COVID-19: testing by laboratory

Data through Dec 28, 2020 verified as of Dec 29, 2020 at 09:25 AM

Data in this report are provisional and subject to change.

The numbers in the table below represent the number of Florida and non-Florida residents for whom test results were received by the Department of Health. A person can be tested by more than one laboratory and can have both positive and negative results. **Therefore, the sum of the numbers in each column will be larger than the total number of people tested.**

Reporting lab	Inconclusive	Negative	Positive	Percent positive	Total
PALM HARBOR DERMATOLOGY		4			4
MINUTECLINIC DIAGNOSTIC OF NEW JERSEY, LLC # 7069		4			4
CENTERPLACE HEALTH, INC			4	100%	4
BIRMINGHAM VAMC		1	3	75%	4
YAZJI PEDIATRIC CARE LLC DBA TUKA PEDIATRICS			4	100%	4
AHC Decatur County		4			4
THE PLAZA AT PARKSQUARE		4			4
MEDEXPRESS URGENT CARE - MBURG COMMONS		4			4
MEDEXPRESS URGENT CARE, FAIRMONT		4			4
PANIRA HEALTHCARE CLINIC			4	100%	4
VRL LABORATORIES			4	100%	4
UNION CITY MANOR NURSING CENTER		4			4
REHABILITATION CENTER OF WINTER PARK,THE			4	100%	4
DTR LABS		3	1	25%	4
UNIVERSITY OF MIAMI MILLER SCHOOL OF MEDICINE			4	100%	4
CARE ONE PRIMARY CARE			4	100%	4
GREENVILLE MEMORIAL HOSPITAL LAB			4	100%	4
PRL NYC PANDEMIC RESPONSE LAB			4	100%	4
ABBHEY MANOR RETIREMENT RESIDENCE INC		4			4
MC DIAGNOSTIC OF CONNECTICUT PC #459		4			4
APEX HOME HEALTH CARE		4			4
MARION AND BERNARD L SAMSON NURSING CENTER			4	100%	4
ELITE MD GROUP INC		1	3	75%	4
BAYLOR ESOTERIC AND MOLECULAR LAB			4	100%	4
MAILBOX DIAGNOSTICS		2	2	50%	4
PALM BEACH COUNTY HEALTH DEPARTMENT LABORATORY			4	100%	4
MEDEXPRESS URGENT CARE - PRINCETON		4			4
KANSAS DEPARTMENT OF HEALTH		2	2	50%	4
RELIANT ACUTE CARE			4	100%	4
GENEVA GENERAL HOSPITAL LABORATORY		3	1	25%	4
SOUTHEASTERN REGIONAL MEDICAL CENTER			4	100%	4
ORLANDO FAMILY MEDICAL INC		4			4
REHABILITATION CENTER AT JUPITER GARDENS		4			4
CONSULATE HEATH CARE AT WEST ALTAMONTE			4	100%	4
BELLIN HEALTH LAB		1	3	75%	4
CARENOW URGENT CARE-WEST END		4			4
ARKANSAS DEPARTMENT OF HEALTH			4	100%	4
WESLEY CHAPEL INTERNAL MEDICINE AND PEDIATRICS			4	100%	4
MEDEXPRESS URGENT CARE - MARKHAM STREE		3	1	25%	4
CITYMD		1	3	75%	4
REDMED OF CROSSTOWN		1	3	75%	4
DIAGNOSTECHS		4			4
MINUTE CLINIC DIAGNOSTIC OF PENNSYLVANIA		4			4
MEDEXPRESS URGENT CARE PLEASANT HILLS		3	1	25%	4
MINUTE CLINIC DIAGNOSTIC OF NORTH CAROLINA		4			4
SHEEPSHEAD BAY URGENT CARE		4			4
VITAL CARE URGENT CARE			4	100%	4

COVID-19: testing by laboratory

Data through Dec 28, 2020 verified as of Dec 29, 2020 at 09:25 AM

Data in this report are provisional and subject to change.

The numbers in the table below represent the number of Florida and non-Florida residents for whom test results were received by the Department of Health. A person can be tested by more than one laboratory and can have both positive and negative results. **Therefore, the sum of the numbers in each column will be larger than the total number of people tested.**

Reporting lab	Inconclusive	Negative	Positive	Percent positive	Total
HELIX KH UC			4	100%	4
VIERA PEDIATRICS		1	3	75%	4
KENDALL REGIONAL MEDICAL CNTR			4	100%	4
OKLAHOMA STATE UNIVERSITY DIAGNOSTIC LAB			4	100%	4
CENTERPLACE HEALTH			4	100%	4
UTAH DEPARTMENT OF HEALTH			4	100%	4
BARTON MEMORIAL HOSPITAL		3	1	25%	4
SunTerrace Health Care Center		3	1	25%	4
FLORIDA HEALTH CARE PLANS STIRLING CENTER			4	100%	4
ATMORE NURSING CENTER		3	1	25%	4
LABS PLUS LLC		4			4
MINUTECLINIC, LLC #03965		4			4
SOUTHERN LABORATORY SERVICES OF NWF		4			4
MINUTECLINIC DIAGNOSTIC OF TEXAS		4			4
UHEALTH UNIVERSITY OF MIAMI			4	100%	4
MEDEXPRESS URGENT CARE HUNTINGTON		4			4
KETTERING HEALTH			4	100%	4
MINUTECLINIC DIAGNOSTIC OF SC, LLC #2		4			4
ALVARO J DANGOND MD PA		4			4
CARENOW URGENT CARE-GREEN HILLS		4			4
JUPITER ISLAND MEDICAL CLINIC INC		4			4
MINUTECLINIC DIAGNOSTICS OF IND, LLC		4			4
LEMOYNE COLLEGE WELLNESS CENTER FOR		4			4
THONOTOSASSA COMMUNITY HEALTH CENTER		1	3	75%	4
MINUTE-CLINIC DIAGNOSTIC OF VIRGINIA, LLC #2003		3	1	25%	4
ACCENT PHYSICIAN SPECIALISTS PA		4			4
FCHC (OB)-DARWIN SQUARE CTR.			4	100%	4
COVENIENT CARE MEDICAL CLINIC			4	100%	4
THE DOCTORS CENTER HEALTHCARE-SOUTHSIDE		1	3	75%	4
FHCP - ORMOND BEACH			4	100%	4
Park Ridge Nursing Center		3	1	25%	4
FIFTH AVENUE PEDIATRICS		3	1	25%	4
AHEC CLINIC		1	3	75%	4
MINUTE CLINIC DIAGNOSTIC OF TEXAS, LLC		4			4
ADVENT HEALTH MEDICAL GROUP- FAMILY MEDICINE AT DR. PHILIPS		1	3	75%	4
CAREWELL 202			4	100%	4
MEMORIAL HEALTH CARE SYSTEMS			4	100%	4
COLLIER HMA PHYSICIAN MANAGEMENT, LLC			4	100%	4
MEDEXPRESS URGENT CARE, BUTLER		3	1	25%	4
WALGREENS 10670			4	100%	4
SIGNATURE CARE EMERGENCY CENTER		2	2	50%	4
TENDER CARE ALF		4			4
ENCOMPASS HOME HEALTH		4			4
LEON MEDICAL CENTERS, LLC			4	100%	4
CRESTVIEW IMMEDIATE CARE LL			4	100%	4
DR. PHILLIPS MEDICAL WELLNESS CENTER		2	2	50%	4
CONCENTRA URGENT CARE		1	3	75%	4

COVID-19: testing by laboratory

Data through Dec 28, 2020 verified as of Dec 29, 2020 at 09:25 AM

Data in this report are provisional and subject to change.

The numbers in the table below represent the number of Florida and non-Florida residents for whom test results were received by the Department of Health. A person can be tested by more than one laboratory and can have both positive and negative results. **Therefore, the sum of the numbers in each column will be larger than the total number of people tested.**

Reporting lab	Inconclusive	Negative	Positive	Percent positive	Total
Nemours Children's Urgent Care			4	100%	4
West Gate Village, LLC		4			4
EAST BANK HOSPITAL - UNIVERSITY OF MINNESOTA MEDICAL CENTER			4	100%	4
WATERTOWN URGENT CARE PLLC		4			4
BOCA SIMON LAB		1	3	75%	4
TIFFANY LAKE CARE CENTERS INC		4			4
BARBARA O'REILLY MD PA		4			4
MINUTE-CLINIC DIAGNOSTIC OF VIRGINIA, LLC #794		4			4
EXPRESS TESTING-ONE			4	100%	4
BENEVA LAKES HEALTHCARE & REHAB CENTER			4	100%	4
SOUTHWESTERN REGIONAL MEDICAL CENTER - TULSA		4			4
CARENOW URGENT CARE - WINTER SPRINGS		3	1	25%	4
Okeechobee Health Care Facility		4			4
INTERMARKET FACILITY			4	100%	4
MEDICINE SHOPPE #1306 THE		3	1	25%	4
TRIDENT BIOMETRICS		3	1	25%	4
SANFORD SOUTH UNIVERSITY		4			4
MARSHALL MEDICAL CENTER SOUTH LAB		3	1	25%	4
SHARP MEMORIAL HOSPITAL MICROBIOLOGY DEPT			4	100%	4
L3HARRIS FAMILY MEDICAL CENTER			4	100%	4
MULBERRY'S MOBILE PROVIDER SERVICES LLC□			4	100%	4
BIOTEST PLASMA CENTER		4			4
JUPITER MEDICAL CENTER URGENT CENTER			4	100%	4
LAKE REGIONAL URGENT CARE			4	100%	4
MEDEXPRESS URGENT CARE - CLARKSBURG		4			4
PR HEALTH			4	100%	4
MEDEXPRESS URGENT CARE - MT LEBANON		3	1	25%	4
ABSOLUTE HEALTH		4			4
PALM BEACH CANCER INSTITUTE			4	100%	4
ELITE MEDICAL CENTER			4	100%	4
MINUTE CLINIC DIAGNOSTIC OF MICHIGAN PC		4			4
UW MEDICINE VIROLOGY LAB			4	100%	4
ELTINGVILLE CIRCLE URGENT CARE		4			4
PUTNAM HOSPITAL CENTER LABORATORY		4			4
COMPUNET CLINICAL LAB			4	100%	4
UNILAB OF DADE INC			4	100%	4
SIMEDHEALTH LLC		2	2	50%	4
PM PEDIATRICS OF SELDEN		3	1	25%	4
MIRIMUS INC		1	3	75%	4
INSPIRED LIVING AT PALM BAY		4			4
LONG ISLAND JEWISH FOREST HILLS HOSPITAL		4			4
TARPON SPRINGS PEDIATRICS, LLC			4	100%	4
HAMPTON ALF AT 24TH ROAD LLC			4	100%	4
CELAL GUROL ERBAY, MD			4	100%	4
FAMILY MEDICINE AT LONGWOOD			4	100%	4
PENNSYLVANIA DEPARTMENT OF HEALTH BUREAU OF LABORATORIES			4	100%	4
PRIMECARE		2	2	50%	4

COVID-19: testing by laboratory

Data through Dec 28, 2020 verified as of Dec 29, 2020 at 09:25 AM

Data in this report are provisional and subject to change.

The numbers in the table below represent the number of Florida and non-Florida residents for whom test results were received by the Department of Health. A person can be tested by more than one laboratory and can have both positive and negative results. **Therefore, the sum of the numbers in each column will be larger than the total number of people tested.**

Reporting lab	Inconclusive	Negative	Positive	Percent positive	Total
BIG BEND HOSPICE INC		4			4
BOROPARK URGENT CARE		3	1	25%	4
DYNAMIC HEALTH CENTERS INC		2	2	50%	4
CVS MINUTE CLINIC DIAGNOSTIC MED GRP OF SAN		2	2	50%	4
DYNACARE LABORATORIES			4	100%	4
ADVENT HEALTH - TUSKAWILLA		4			4
MD ANDERSON			4	100%	4
Calusa Harbour			4	100%	4
IMIC INC RESEARCH			4	100%	4
FORT PIERCE FAMILY CARE INC		3	1	25%	4
MINUTECLINIC DIAGNOSTIC OF TN PC #6415		4			4
LA MER NH LLC			4	100%	4
SOUTH FLORIDA FAMILY HEALTH & RESEARCH CTR			4	100%	4
RAINBOW PEDIATRIC CENTER PA		3	1	25%	4
MEDEXPRESS URGENT CARE - CULPEPER		4			4
UNIVERSITY OF WASHINGTON MEDICAL CENTER (UWMC) EMERGENCY DEPT.			4	100%	4
UNC HOSPITAL/MCLENDON CLINICAL LABORATORIES			3	100%	3
LEE MEMORIAL HEALTH SYSTEM		2	1	33%	3
ERIE COUNTY PUBLIC HEALTH CLINICAL		3			3
ESTERO FIRE RESCUE		3			3
REELFOOT FAMILY WALK IN CLINIC		2	1	33%	3
TUFTS MEDICAL CENTER			3	100%	3
The Crossroads		3			3
ELITE PRIMARY CARE OF WAYCROSS			3	100%	3
WILLIAM A HINTON STATE LABORATORY INSTITUTE		1	2	67%	3
SSM HEALTH ST LOUIS MICROBIOLOGY LABORATORY		1	2	67%	3
DIXIE COUNTY HEALTH DEPARTMENT		2	1	33%	3
CITIZENS BAPTIST MEDICAL CENTERS LAB		3			3
MINUTE CLINIC LLC #2775		3			3
CVS MINUTE CLINIC DIAGNOSTIC OF TEXAS		3			3
MONROE COUNTY DEPT OF PUBLIC HEALTH ST		3			3
MEDEXPRESS URGENT CARE - NORTH LITTLE		2	1	33%	3
THE LODGE AND REHABILITATION CENTER		3			3
MINUTECLINIC DIAGNOSTIC OF ILLINOIS		2	1	33%	3
DANIEL M LIBBY MD PLLC		3			3
MINUTECLINIC #2860		3			3
MEDEXPRESS URGENT CARE-ARLINGTON		2	1	33%	3
SHANDS AT LAKE SHORE LAB		1	2	67%	3
ST. PETERSBURG PEDIATRICS- 38TH AVENUE			3	100%	3
FLORIDA MEDICAL ASSOCIATES LLC			3	100%	3
MEDEXPRESS URGENT CARE - KOKOMO		3			3
CAYUGA COUNTY HEALTH DEPARTMENT		3			3
WINDSOR OF LAKEWOOD RANCH,THE		3			3
MINUTECLINIC DIAGNOSTIC OF GEORGIA, LL		3			3
COVENANT PEDIATRICS		1	2	67%	3
BROOKDALE OAKBRIDGE		1	2	67%	3
ALOHA HOME CARE LLC DBA ACCENTCARE HOME HEALTH OF		3			3

COVID-19: testing by laboratory

Data through Dec 28, 2020 verified as of Dec 29, 2020 at 09:25 AM

Data in this report are provisional and subject to change.

The numbers in the table below represent the number of Florida and non-Florida residents for whom test results were received by the Department of Health. A person can be tested by more than one laboratory and can have both positive and negative results. **Therefore, the sum of the numbers in each column will be larger than the total number of people tested.**

Reporting lab	Inconclusive	Negative	Positive	Percent positive	Total
FLORIDA CLINICAL LABORATORY - BIOREFERENCE LABORATORIES		2	1	33%	3
LATCHER LABORATORY OF A O FOX MEMORIAL		2	1	33%	3
MEDEXPRESS URGENT CARE - FORT WORTH S		2	1	33%	3
PM PEDIATRICS OF SELDEN PLLC		3			3
PALMS WEST HOSPITAL			3	100%	3
LEXINGTON MEDICAL CENTER		1	2	67%	3
INSPIRA MEDICAL CENTER VINELAND LAB		2	1	33%	3
METHODIST HOSPITAL			3	100%	3
PARTNERS PHARMACY OF FLORIDA LLC		3			3
VIDANT MEDICAL CENTER			3	100%	3
MEDFIRST URGENT CARE			3	100%	3
ADVENTHEALTH SEBRING- INFECTION CONTROL DEPARTMENT			3	100%	3
SOFTLAB			3	100%	3
URGENT TEAM - HUNTSVILLE		3			3
PINELLAS INTERNAL MEDICINE ASSOCIATES		2	1	33%	3
OHIO DEPARTMENT OF HEALTH LABORATORY		2	1	33%	3
RHEA MEDICAL CENTER		3			3
ST VINCENT'S URGENT CARE		3			3
PM PEDIATRICS OF BAYSIDE PLLC		3			3
VELOCITY CARE			3	100%	3
MOBILE RESPONSE DIAGNOSTICS LLC		3			3
AFC PHYSICIANS OF FLORIDA PA			3	100%	3
MADISON COUNTY HEALTH DEPARTMENT		3			3
VILLAGES HEALTH, THE		3			3
FLORIDA MENTOR-POINT WEST CLUSTER		3			3
REMISE OCCUPATIONAL HEALTH SOLUTIONS INC			3	100%	3
BROOKDALE ORANGE PARK		3			3
WELLMED AT PLANT CITY		2	1	33%	3
MEDEXPRESS - NEWARK		3			3
LEWIS COUNTY MANOR		3			3
ORLANDO MEDICAL CENTER PL			3	100%	3
MINUTECLINIC DIAGNOSTIC OF MICHIGAN, P		3			3
YORK HOSPITAL - LABORATORY			3	100%	3
CIGNA PBSO WEST PALM			3	100%	3
PRIMARY CARE WALK IN CLINIC PLLC			3	100%	3
ACCESS HOME HEALTH OF FLORIDA LLC		3			3
NORTH SHORE HEMATOLOGY-ONCOLOGY ASSOCIATES, PC		3			3
TRUE HEALTH- HOFFNER		3			3
CORTLAND COUNTY HEALTH DEPARTMENT		3			3
NORTHSIDE HOSPITAL		2	1	33%	3
EXETER HOSPITAL		3			3
SUNSHINE PEDIATRICS OF CENTRAL FLORIDA PL		1	2	67%	3
RAPID CITY RUGENT CARE			3	100%	3
NOVADX		2	1	33%	3
MEDICAL CENTER AFFILIATES WEST PALM			3	100%	3
PHYSICIANS IMMEDIATE CARE ELGIN			3	100%	3
THOMAS LANGLEY			3	100%	3

COVID-19: testing by laboratory

Data through Dec 28, 2020 verified as of Dec 29, 2020 at 09:25 AM

Data in this report are provisional and subject to change.

The numbers in the table below represent the number of Florida and non-Florida residents for whom test results were received by the Department of Health. A person can be tested by more than one laboratory and can have both positive and negative results. **Therefore, the sum of the numbers in each column will be larger than the total number of people tested.**

Reporting lab	Inconclusive	Negative	Positive	Percent positive	Total
FLORIDA MENTOR		3			3
CULLMAN REGIONAL MEDICAL CENTER		2	1	33%	3
ASPEN VALLEY HOSPITAL			3	100%	3
THOMAS INTERNAL MEDICINE		3			3
TARRANT COUNTY PUBLIC HEALTH		3			3
TIFTON CARECONNECT URGENT CARE			3	100%	3
LOUISIANA DEPT. OF HEALTH AND HOSPITALS-INFECTIOUS DISEASE EPI SECTION			3	100%	3
NORTH BROWARD HOSPITAL DISTRICT HEALTHCARE FOR THE HOMELESS			3	100%	3
RIVERWOOD CENTER,THE			3	100%	3
QUATRACOR PLLC		3			3
MEDFUSION		2	1	33%	3
URGENT CARE - OCONEE		2	1	33%	3
ST BARNABAS HOSPITAL		3			3
MAGNOLIA PEDIATRICS GROUP LLC			3	100%	3
LEESBURG COMMUNITY HEALTH CENTERS			3	100%	3
MD NOW URGENT CARE - DELRAY WEST			3	100%	3
VA OUTPATIENT CLINIC-NEW PORT RICHEY			3	100%	3
TERENCE B MITCHELL MD, INC			3	100%	3
PEDIATRICS AND ADOLESCENT MEDICINE		2	1	33%	3
ORLANDO CLINICAL RESEARCH CENTER		3			3
Nashville Central Laboratory		3			3
FLORIDA DEPARTMENT OF HEALTH IN MIAMI DADE COUNTY		2	1	33%	3
KEY TRAINING CENTER			3	100%	3
Bainbridge Health and Rehab		3			3
DICKSON MEDICAL ASSOCIATES PC PATH LAB		3			3
CONSOLIDATED LABORATORY SERVICES			3	100%	3
BETH ISRAEL MEDICAL CENTER LABS		3			3
OPENTRONS PRL		2	1	33%	3
URGENT DOC - URGENT CARE CLINIC			3	100%	3
MEDICAL CENTER OF THE ROCKIES			3	100%	3
Life Care Center of Citrus County		2	1	33%	3
APEX CLINICAL LABORATORIES INC		3			3
UNITY HEALTH AND REHABILITATION CENTER			3	100%	3
QUINTON MEMORIAL HEALTH CARE CENTER		3			3
CARE ATC - CITY OF BOYNTON BEACH			3	100%	3
COLLIER BLVD HMA PHYSICIAN MANAGEMENT,, LLC			3	100%	3
KISSIMMEE URGENT CARE		3			3
BAY COUNTY HEALTH DEPARTMENT		3			3
ST LUKES HOSPITAL LABORATORY		2	1	33%	3
REGIONAL MEDICAL LAB			3	100%	3
MONTANA DEPARTMENT OF PUBLIC HEALTH & HUMAN SERVICES			3	100%	3
LOYOLA UNIVERSITY MEDICAL CENTER LABORATORY			3	100%	3
BAPTIST PRIMARY CARE, INC.		2	1	33%	3
ALLIANCE FOR MULTISPECIALTY RESEARCH		3			3
PALM BEACH CDH - DELRAY BEACH			3	100%	3
QUEST DIAGNOSTICS PSC			3	100%	3
ST PETER'S UNIVERSITY HOSPITAL			3	100%	3

COVID-19: testing by laboratory

Data through Dec 28, 2020 verified as of Dec 29, 2020 at 09:25 AM

Data in this report are provisional and subject to change.

The numbers in the table below represent the number of Florida and non-Florida residents for whom test results were received by the Department of Health. A person can be tested by more than one laboratory and can have both positive and negative results. **Therefore, the sum of the numbers in each column will be larger than the total number of people tested.**

Reporting lab	Inconclusive	Negative	Positive	Percent positive	Total
DISCOVERY VILLAGE AT STUART		1	2	67%	3
ARDEN COURTS OF PALM HARBOR			3	100%	3
VITAS HEALTHCARE			3	100%	3
GREATER MOBILE URGENT CARE – SPRINGHILL			3	100%	3
PINELLAS POINT NURSING AND REHAB			3	100%	3
State Lab Unspecifd			3	100%	3
PRORENATA LABS		1	2	67%	3
SJH			3	100%	3
FAMILY MEDICINE AT WATERMAN		3			3
MANORCARE NURSING & REHABILITATION CENTER-NAPLES		3			3
MEDEXPRESS URGENT CARE-NESHANNOCK TWP		2	1	33%	3
SPRING LAKE REHABILITATION CENTER			3	100%	3
CVS MINUTE CLINIC			3	100%	3
ADVENTHEALTH MEDICAL GROUP PEDIATRIC & ADOLESCENT		3			3
MEDEXPRESS URGENT CARE - TARENTUM		3			3
Magnolia Health and Rehab Center			3	100%	3
SCIENTIFIC LABORATORY DIVISION			3	100%	3
CARESPOT-WELLINGTON			3	100%	3
WYOMING DEPT OF HEALTH			3	100%	3
MC DIAGNOSTIC OF CONNECTICUT , PC # 3		2	1	33%	3
NIGHT LITE PEDIATRICS CENTER		1	2	67%	3
SHERMAN-ABRAMS LABORATORY INC		3			3
MUNSON MEDICAL CENTER			3	100%	3
GRACE WELLNESS CENTER		2	1	33%	3
ACCESS HEALTH CARE		2	1	33%	3
DACH MAIN LAB			3	100%	3
NYC PUBLIC HEALTH LABS			3	100%	3
KEYSTONE REHABILITATION AND HEALTH CENTER			3	100%	3
NEMOURS CHILDRENS PRIMARY CARE HORIZON WEST			3	100%	3
MEDICAL SERVICES OF AMERICA HOME HEALTH		3			3
HIALEAH SHORES NURSING AND		2	1	33%	3
AVANTE AT MT DORA		1	2	67%	3
PREMIER CLINICAL RESEARCH INSTITUTE INC			3	100%	3
GARCIA MORALES NELSON			3	100%	3
CGH MEDICAL CENTER			3	100%	3
MEDEXPRESS URGENT CARE MARTINSBURG		2	1	33%	3
MOBIL LAB FOR ALL INC		3			3
CAMELLIA AT DEERWOOD			3	100%	3
BEEBE MEDICAL CENTER LABORATORY		3			3
CVS MINUTE CLINIC, LLC #22		2	1	33%	3
ALABAMA DEPARTMENT OF PUBLIC HEALTH		1	2	67%	3
GENOME LLC	1		2	67%	3
DEACONESS HOSPITAL			3	100%	3
MINUTECLINIC DIAGNOSTIC OF RHODE ISLAND		2	1	33%	3
PENSACOLA PEDIATRICS MILTON			3	100%	3
MEDEXPRESS URGENT CARE - BECKLEY CROSS		2	1	33%	3
ADVENT HEALTH MEDICAL GROUP FAMILY MEDICINE			3	100%	3

COVID-19: testing by laboratory

Data through Dec 28, 2020 verified as of Dec 29, 2020 at 09:25 AM

Data in this report are provisional and subject to change.

The numbers in the table below represent the number of Florida and non-Florida residents for whom test results were received by the Department of Health. A person can be tested by more than one laboratory and can have both positive and negative results. **Therefore, the sum of the numbers in each column will be larger than the total number of people tested.**

Reporting lab	Inconclusive	Negative	Positive	Percent positive	Total
MARION COUNTY FIRE RESCUE		3			3
DOTHAN WEST FAMILY MEDICINE		2	1	33%	3
PPD - IXLAYER		3			3
LOVING CARE OF THE TREASURE COAST LLC	1	2			3
ORCHID COVE DAYTONA			3	100%	3
MEDEXPRESS URGENT CARE-HERSHEY		2	1	33%	3
Clearwater Center		3			3
MINUTECLINIC DIAGNOSTIC OF TN, PC 374		3			3
S-H THIRTY FIVE OPCO - LUTZ, LLC		3			3
ENTRUST IMMEDIATE CARE			3	100%	3
GROVES CENTER			3	100%	3
TULLAHOMA HMA, LLC		2	1	33%	3
AMERICAN SCIENTIFIC LABORATORIES LLC			3	100%	3
FLORIDA MEDICAL CLINIC IM MLK		3			3
MINUTECLINIC DIAGNOSTIC OF TN PC #566		3			3
MAYO		1	2	67%	3
JACKSON SOUTH COMMUNITY HOSPITAL LAB			3	100%	3
LAHEY CLINIC MEDICAL CENTER			3	100%	3
SURETOX LABORATORY LLC		2	1	33%	3
PATIENT FIRST - ALLENTOWN			3	100%	3
IOWA DEPARTMENT OF PUBLIC HEALTH			3	100%	3
WATSON THERAPEUTICS INC			3	100%	3
CROSSVILLE MEDICAL GROUP		1	2	67%	3
MARYLAND STATE DEPT OF HEALTH	2		1	33%	3
LEE CONVENIENT CARE AT SUMMERLIN			3	100%	3
PINELLAS PARK HEALTH CENTER - PINELLAS CHD		1	2	67%	3
ASSOCIATES MD CYPRESS CREEK			3	100%	3
TRUE HEALTH – LAKE UNDERHILL		3			3
DOCTORS MEDICAL CENTER OF WALTON COUNTY CLINIC			3	100%	3
MEDIC INFUSION PA		3			3
MONTANA PUBLIC HEALTH LAB			3	100%	3
US SPECIALTY LABS			3	100%	3
BARONESS ERLANGER HOSPITAL		3			3
CVS MINUTE CLINIC DIAGNOSTIC OF VIRGINIA		3			3
BAPTIST OUTPATIENT SERVICES			3	100%	3
PARRISH MEDICAL CENTER-WAIVED TESTING		3			3
ADVENT HEALTH - CENTRAL PASCO ER			3	100%	3
NORTH SHORE HOSP. INFECTION CONTROL			3	100%	3
SANDGATE GARDENS REHAB & NURSING CENTER		2	1	33%	3
BOLING, STEPHANIE		3			3
Enterprise Health and Rehabilitation Center		3			3
ESTATES MEDICAL CENTER INC			3	100%	3
HEALTHCARE NETWORK OF SOUTHWEST FLORIDA			3	100%	3
MEDICAL UNIVERSITY SC HOSPITAL			3	100%	3
CTRS			3	100%	3
PREMIER FAMILY AND SPORTS MEDICINE		2	1	33%	3
INNOVATIVE COVID-DIVERSEY			3	100%	3

COVID-19: testing by laboratory

Data through Dec 28, 2020 verified as of Dec 29, 2020 at 09:25 AM

Data in this report are provisional and subject to change.

The numbers in the table below represent the number of Florida and non-Florida residents for whom test results were received by the Department of Health. A person can be tested by more than one laboratory and can have both positive and negative results. **Therefore, the sum of the numbers in each column will be larger than the total number of people tested.**

Reporting lab	Inconclusive	Negative	Positive	Percent positive	Total
AVANTE INVERNESS		1	2	67%	3
MEDEXPRESS URGENT CARE - RICHMOND, W BROAD ST		3			3
NORTHERN LIGHT LABORATORY		1	2	67%	3
HELIX MEDICAL CENTERS		1	2	67%	3
LONGWOOD PEDIATRICS LLC			3	100%	3
GYN PATH SERVICES			3	100%	3
PATHOLOGY REFERENCE LAB LLC			3	100%	3
LINCOLN MEDICAL CENTER		3			3
BETTERMED URGENT CARE			3	100%	3
MEDEXPRESS URGENT CARE LAVALE		3			3
CAREWELL URGENT CARE			3	100%	3
MC DIAGNOSTIC OF CONNECTICUT, PC #775		2	1	33%	3
SEMINOLE FAMILY HEALTH CENTER		3			3
MINUTECLINIC DIAGNOSTIC OF TN, PC 4992		3			3
LAFAYETTE NURSING AND REHAB			3	100%	3
NORTHSIDE HOSPITAL ATLANTA		3			3
MINUTECLINIC DIAGNOSTIC OF TN PC #386		3			3
MINUTECLINIC DIAGNOSTIC OF VIRGINIA, LLC #255		3			3
VICAR'S LANDING NURSING HOME		2	1	33%	3
FAMILY MEDICINE AT WINTER PARK			3	100%	3
BRADENTON PHYSICIAN MEDICAL CENTER			3	100%	3
DEPARTMENT OF PATHOLOGY ROME MEMORIAL		3			3
SMOKY MOUNTAIN URGENT CARE AND FAMILY MEDICINE CENTER			3	100%	3
ORLANDO ORTHOPAEDIC OUTPATIENT SURGERY CENTER		1	2	67%	3
MEDEXPRESS - NEW CASTLE, DUPONT HWY		3			3
KEY WEST URGENT CARE, INC		3			3
NAVAL MEDICAL CENTER SAN DIEGO			3	100%	3
Centrastate Medical Center		2	1	33%	3
TERRACE OF ST CLOUD, THE		2	1	33%	3
LIFEHOPE LABS			3	100%	3
THE CLINIC OF PEDIATRICS & GI MEDICINE, INC			3	100%	3
MEDEXPRESS URGENT CARE MORGANTOWN		3			3
CORTLAND REGIONAL MEDICAL CENTER		3			3
MINUTECLINIC DIAGNOSTIC OF NORTH CAROLINA PC #7054		3			3
HELIX LW UC		1	2	67%	3
ADRIANA M CASTRO MD PA		3			3
CARENOW URGENT CARE - CENTRAL AUSTIN			3	100%	3
HARBOUR'S EDGE		2	1	33%	3
CVS MINUTE CLINIC DIAG OF IND LLC #5206		2	1	33%	3
MEDEXPRESS - COLLINSVILLE BELT LINE		3			3
SENTARA NORFOLK GENERAL HOSPITAL CENTRAL LAB			3	100%	3
HILLVIEW LABORATORY			3	100%	3
Broadview Multi-Care Center		3			3
ONSLow MEMORIAL HOSPITAL LABORATORY		3			3
SANFORD MOBILE LAB			3	100%	3
CENTRAL DUPAGE HOSPITAL			3	100%	3
TAMPA		1	2	67%	3

COVID-19: testing by laboratory

Data through Dec 28, 2020 verified as of Dec 29, 2020 at 09:25 AM

Data in this report are provisional and subject to change.

The numbers in the table below represent the number of Florida and non-Florida residents for whom test results were received by the Department of Health. A person can be tested by more than one laboratory and can have both positive and negative results. **Therefore, the sum of the numbers in each column will be larger than the total number of people tested.**

Reporting lab	Inconclusive	Negative	Positive	Percent positive	Total
Gulfport Rehabilitation Center			3	100%	3
MID FLORIDA CLINICAL LABORATORY		2	1	33%	3
PEDIATRICS BY THE SEA JOG RD OFFICE			3	100%	3
APOLLO GARDENS RETIREMENT RESIDENCE CARE		3			3
MEDEXPRESS URGENT CARE - SALEM		1	2	67%	3
ORANGE PARK PEDIATRICS			3	100%	3
FLORIDA LABORATORY ANALYSIS, LLC			3	100%	3
NC STATE LABORATORY OF PUBLIC HEALTH		3			3
MC DIAGNOSTIC OF CONNECTICUT, PC #1966		3			3
KENTUCKY CABINET FOR HEALTH AND FAMILY SERVICES			3	100%	3
ALLIANCE LABS @LRMC			3	100%	3
BRENTWOOD SENIOR LIVING AT ST PETE			3	100%	3
ADVENT HEALTH - WESTCHASE ER			3	100%	3
CARENOW URGENT CARE-DONELSON		2	1	33%	3
VIRGINIA DIVISION OF CONSOLIDATED LABORATORIES			3	100%	3
MICHIGAN HEALTH CLINIC LABORATORIES		2	1	33%	3
MINUTECLINIC DIAG OF IND, LLC #2387		3			3
NORTHWEST FLORIDA CLINICAL LAB		1	2	67%	3
PUBLIC HEALTH TRUST OF MIAMI DADE COUNTY			3	100%	3
WEST TN HEALTH MED NORTH		3			3
MEDEXPRESS URGENT CARE - SUMMERSVILLE, WEBSTER RD		3			3
ADVENT HEALTH - TIMBERRIDGE ER		2	1	33%	3
PULSE & REMEDY LLC			3	100%	3
CUMBERLAND MEDICAL CENTER INC		3			3
MACCLENNY NURSING AND REHAB			3	100%	3
Fouraker Hills Rehab and Nursing			3	100%	3
MINUTECLINIC DIAGNOSTIC MED GRP OF SAN		3			3
MINUTECLINIC, LLC, MINUTECLINIC #7637		3			3
PELICAN LANDING		1	2	67%	3
EASYCARE WALK-IN CLINIC			3	100%	3
WALGREENS #07502		3			3
FLORIDA HOSPITAL PHYSICIAN GROUP		1	2	67%	3
URGENT CARE AT LONGWOOD			3	100%	3
GIBBENS FAMILY MEDICAL, LLC		2	1	33%	3
MEDEXPRESS URGENT CARE, JOHNSTOWN		2	1	33%	3
URGENT CARE OF ERWIN		3			3
CARENOW URGENT CARE-HERMITAGE			3	100%	3
AMELIA ASSISTED LIVING FACILITY		3			3
ALLIED PHYSICIANS GROUP PLLC		3			3
HAWTHORNE INN OF LAKELAND		3			3
ADVANCED PEDIATRICS OF BOCA LLC			3	100%	3
SIGNATURE CARE PFLUGERVILLE			3	100%	3
MEDEXPRESS URGENT CARE - BLUEFIELD		2	1	33%	3
VAIL VALLEY MEDICAL CENTER			3	100%	3
NORTH NAPLES HOSPITAL RESPIRATORY THERAPY DEPARTMENT			3	100%	3
ADVANCED URGENT CARE OF MARATHON			3	100%	3
UNIVERSITY OF MICHIGAN		2	1	33%	3

COVID-19: testing by laboratory

Data through Dec 28, 2020 verified as of Dec 29, 2020 at 09:25 AM

Data in this report are provisional and subject to change.

The numbers in the table below represent the number of Florida and non-Florida residents for whom test results were received by the Department of Health. A person can be tested by more than one laboratory and can have both positive and negative results. **Therefore, the sum of the numbers in each column will be larger than the total number of people tested.**

Reporting lab	Inconclusive	Negative	Positive	Percent positive	Total
ADVENTHEALTH CAR CENTER APOPKA			3	100%	3
OHIO DEPARTMENT OF HEALTH			3	100%	3
NEWSTAR MEDICAL LABORATORIES		3			3
AUSTIN PUBLIC HEALTH			3	100%	3
NEMOURS CHILDRENS PRIMARY CARE MAITLAND			3	100%	3
GLADES COUNTY DETENTION CENTER			3	100%	3
NORTH DAKOTA DEPT OF HEALTH MICROBIOLOGY		1	2	67%	3
LISTENING DOCTOR PLLC, THE			3	100%	3
MINUTECLINIC, LLC #4230		2	1	33%	3
MEDEXPRESS URGENT CARE - TEAYS VALLEY		3			3
MEDEXPRESS URGENT CARE-PASADENA		3			3
GONZALEZ MD AND ASWAD MD HEALTH SERVICES			3	100%	3
MINUTECLINIC DIAGNOSTIC OF NORTH		3			3
CULLMAN REGIONAL URGENT CARE		2	1	33%	3
MEDEXPRESS URGENT CARE - IRVING		3			3
PANCARE HEALTH - ALTHA PUBLIC			3	100%	3
CAPITAL HEALTH LABORATORY INC			3	100%	3
MOULTRIE CREEK NURSING AND REHAB			3	100%	3
PRISMA HEALTH MIDLANDS			3	100%	3
BAPTIST HEALTH MEDICAL CENTER			3	100%	3
ORLANDO REGIONAL HEALTH SERVICES		1	2	67%	3
NOVANT HEALTH PRESBYTERIAN		2	1	33%	3
PUTNAM COUNTY EMERGENCY RESCUE SERVICE		3			3
Hunterdon Medical Center Laboratory		3			3
MEDEXPRESS URGENT CARE - HOT SPRINGS		3			3
MINUTE-CLINIC DIAGNOSTIC OF VIRGINIA		2	1	33%	3
MPG JACKSONVILLE ATLANTIC BLVD		1	2	67%	3
CALIFORNIA DEPARTMENT OF PUBLIC HEALTH			3	100%	3
MEDEXPRESS URGENT CARE - WEIRTON		3			3
WINDER NURSING INC DBA WINDER HEALTH CARE		3			3
CAMPAZZI CONCIERGE MEDICAL SERVICES		2	1	33%	3
COASTAL LABORATORIES OF FLORIDA			3	100%	3
ANN STORCK CENTER INC		3			3
BROOKDALE SENIOR LIVING			3	100%	3
EMORY BENNETT VETERANS NURSING HOME		3			3
MEDICAL CENTER ENTERPRISE			3	100%	3
COURTYARD GARDENS OF BOYNTON BEACH, LLC		1	2	67%	3
LILY PHARMACY		2			2
BAYMEADOWS PRIMARY CARE		2			2
MEDEXPRESS URGENT CARE - SOUTH CHARLESTON		2			2
CORNERSTONE MEDICAL CARE OF BRANDON		2			2
Life Care Center of Orlando			2	100%	2
Cleveland Clinic Weston			2	100%	2
PLASMA MED RESEARCH DBA		2			2
KINDRED HOSPITAL OCALA		2			2
CEDARS-SINAI MEDICAL CENTER			2	100%	2
ADVENTHEALTH EAST ORLANDO EMPLOYEE CLINIC		2			2

COVID-19: testing by laboratory

Data through Dec 28, 2020 verified as of Dec 29, 2020 at 09:25 AM

Data in this report are provisional and subject to change.

The numbers in the table below represent the number of Florida and non-Florida residents for whom test results were received by the Department of Health. A person can be tested by more than one laboratory and can have both positive and negative results. **Therefore, the sum of the numbers in each column will be larger than the total number of people tested.**

Reporting lab	Inconclusive	Negative	Positive	Percent positive	Total
VENICE GREEN VILLAGE		2			2
FLORIDA SCHOOL FOR THE DEAF & BLIND			2	100%	2
ADVANCED URGENT CARE CENTER OF THE UPPER KEYS			2	100%	2
WALGREENS #13605		2			2
MEDEXPRESS URGENT CARE - LEDGEWOOD		2			2
JOHNNIE RUTH CLARKE LAB			2	100%	2
ERIC C MRSHAL, MD, PC #1842		2			2
URGENT MED INC		1	1	50%	2
MARCO ISLAND HOSPITAL INC D/B/A		1	1	50%	2
MINUTECLINIC DIAGNOSTIC OF OHIO #6192		2			2
LIFE CARE CENTER OF PALM BAY□		2			2
MAIN STREET MEDICAL CENTER OF CRESTVIEW PA			2	100%	2
FHPG FAMILY MEDICAL CENTER OF TAMPA BAY		1	1	50%	2
SPECTRUM HEALTH			2	100%	2
MEDEXPRESS URGENT CARE GREENSBURG		2			2
HCR MANOR CARE SERVICES OF FLORIDA III INC		2			2
INTERNAL MEDICINE ASSOCIATES-DUNELLON			2	100%	2
ACKERMAN CANCER CENTER		2			2
PHYSICIANS REGIONAL MEDICAL CTR - COLLIER BLVD			2	100%	2
DEPARTMENT OF HEALTH AND HUMAN SERVICES			2	100%	2
BENEVA LAKES ASSISTED LIVING CENTER			2	100%	2
HEARTLAND - CHARLESTON OF HANAHAN SC,		2			2
ST. LUKE'S HOSPITAL - BETHLEHEM CAMPUS		1	1	50%	2
BROOME COUNTY HEALTH DEPARTMENT		1	1	50%	2
SOUTHEAST GEORGIA HEALTH SYSTEM			2	100%	2
CARE 365			2	100%	2
FEDERAL CORRECTIONAL INSTITUTION MARIANNA			2	100%	2
OAKBRIDGE TERRACE AT SAE			2	100%	2
MINUTECLINIC DIAGNOSTIC MED GRP OF CA		2			2
MIGUEL E TREVINO MD PA			2	100%	2
MEDEXPRESS URGENT CARE-BLOOMFIELD AVEN		2			2
SAFARI PEDIATRICS PA		2			2
PREMIER MEDICAL LABORATORY			2	100%	2
EXPRESS CARE OF TAMPA BAY LLC		1	1	50%	2
GALEN BAYLOR EXTENSION		2			2
NEW BRIDGE MEDICAL CENTER		2			2
MINUTECLINIC, LLC (CLINIC 10928)		2			2
UNIVERSITY OF KANSAS MEDICAL CENTER			2	100%	2
MEDEXPRESS URGENT CARE - FREDERICK		2			2
CVS MINUTE CLINIC DIAGNOSTIC		2			2
UNITED MEMORIAL MEDICAL CENTER			2	100%	2
COMMUNITY MEDICAL CENTER			2	100%	2
FLORIDA MEDICAL CLINIC RADIOLOGY DALE MABRY		2			2
PALMETTO FAMILY HEALTH CENTER			2	100%	2
MAIN STREET MEDICAL CENTERS		2			2
WINCHESTER MEDICAL CENTER			2	100%	2
FAMILY PRACTICE OF DAVIE INC			2	100%	2

COVID-19: testing by laboratory

Data through Dec 28, 2020 verified as of Dec 29, 2020 at 09:25 AM

Data in this report are provisional and subject to change.

The numbers in the table below represent the number of Florida and non-Florida residents for whom test results were received by the Department of Health. A person can be tested by more than one laboratory and can have both positive and negative results. **Therefore, the sum of the numbers in each column will be larger than the total number of people tested.**

Reporting lab	Inconclusive	Negative	Positive	Percent positive	Total
441 URGENT CARE-MULBERRY			2	100%	2
COVANCE			2	100%	2
WAL-MART STORES EAST LP		2			2
MINUTECLINIC DIAGNOSTIC OF NORTH CARO		2			2
LEGACY ER & URGENT CARE - FRISCO WEST			2	100%	2
RIVERVIEW MEDICAL CLINIC		2			2
MEDEXPRESS URGENT CARE-SCOTT TOWNSHIP		2			2
JRS LABORATORY			2	100%	2
AUSTIN REGIONAL CLINIC MICROBIOLOGY LAB			2	100%	2
ASPIRUS RIVERVIEW HOSPITAL & CLINICS INC		1	1	50%	2
WHOLE CHILD PEDIATRICS			2	100%	2
Metro West Nursing and Rehab			2	100%	2
MINUTE CLINIC DIAGNOSTIC OF SOUTH CAROLINA		1	1	50%	2
BAY CORRECTIONAL AND REHABILITATION FACILITY			2	100%	2
ST. LUCIE COUNTY HEALTH DEPARTMENT		1	1	50%	2
ADVANCED MEDICAL CARE			2	100%	2
MINUTECLINIC DIAG OF IND LLC #8651		2			2
MINUTECLINIC MINUTECLINIC #921		2			2
KINGS BAY PEDIATRICS LLC			2	100%	2
ACCESS MEDICAL GROUP OF FLORIDA CITY			2	100%	2
OUR LADY OF THE LAKE REGIONAL MEDICAL CENTER			2	100%	2
FLORIDA DEPARTMENT OF HEALTH (FDOH)			2	100%	2
TALLAHASSEE MEMORIAL HEALTHCARE FAMILY MED RESIDENCY			2	100%	2
MAJESTIC GUARDIANS			2	100%	2
Iowa Veterans Home		2			2
MINUTECLINIC DIAG OF IND, LLC #6472		2			2
CSS- TWELVE OAKS			2	100%	2
CHEROKEE COUNTY HEALTH AND REHAB CENTER		2			2
MEDEXPRESS URGENT CARE - CEDAR KNOLLS		2			2
PEACEHEALTH CENTRAL		2			2
DEPARTMENT OF HEALTH AND HUMAN SERVICES DIVISION OF BEHAVIORAL HEALTH		1	1	50%	2
CARESPOT EXPRESS HEALTHCARE			2	100%	2
PTC LABORATORIES			2	100%	2
Warren Center for Rehabilitation and Nursing		2			2
DALLAS MEDICAL CENTER			2	100%	2
LEXINGTON PLACE			2	100%	2
SCIENTIFIC LABORATORY COMPANY		2			2
ALVERNO CLINICAL LABORATORIES			2	100%	2
CVS HEALTH, #1994		1	1	50%	2
Westside Terrace		2			2
WELLINGTON REGIONAL MEDICAL CENTER			2	100%	2
MARTIN MEDICAL CENTER INC		1	1	50%	2
TAMPA INTERNATIONAL AIRPORT			2	100%	2
DES PLAINES CLINICAL LAB			2	100%	2
EMERALD TRACE		2			2
WASHINGTON STATE DEPARTMENT OF HEALTH PUBLIC HEALTH LABORATORIES			2	100%	2
MEDSTAR HARBOR HOSPITAL			2	100%	2

COVID-19: testing by laboratory

Data through Dec 28, 2020 verified as of Dec 29, 2020 at 09:25 AM

Data in this report are provisional and subject to change.

The numbers in the table below represent the number of Florida and non-Florida residents for whom test results were received by the Department of Health. A person can be tested by more than one laboratory and can have both positive and negative results. **Therefore, the sum of the numbers in each column will be larger than the total number of people tested.**

Reporting lab	Inconclusive	Negative	Positive	Percent positive	Total
ASHLEY PEDIATRICS			2	100%	2
EMERALD COAST CENTER			2	100%	2
MEASE COUNTRYSIDE HOSPITAL CARDIAC REH			2	100%	2
MINUTE CLINIC LLC #4017		2			2
ST LUKES HOSPITAL			2	100%	2
ADVANCED URGENT CARE LLC			2	100%	2
THE LITTLE CLINIC			2	100%	2
HOLY FAMILY MEDICAL CENTER		1	1	50%	2
DOCTORS EXPRESS OF ST PETERSBURG			2	100%	2
COMMONS AT ORLANDO LUTHERAN TOWERS SNF			2	100%	2
PROPATH			2	100%	2
PEPIN ACADEMIES-PASCO		2			2
ADVANCED RESEARCH FOR HEALTH IMPROVEMENT		1	1	50%	2
MEDEXPRESS URGENT CARE - WEST ST PAUL, ROBERT ST S		2			2
INTERNAL MEDICINE & PEDIATRICS WELLNESS CENTER			2	100%	2
MAGNOLIA ADULT, LLC			2	100%	2
GOLDMAN SACHS HEALTH CENTER		2			2
Workmens Circle Multicare Center		2			2
JEFFERSON WASHINGTON TOWNSHIP HOSPITAL		2			2
PLEASANTVILLE OF SEBASTIAN LLC			2	100%	2
DOCTOR 4 U CLINIC			2	100%	2
DISCOVERY VILLAGE AT THE FORUM		2			2
HARLEM HOSPITAL CENTER		2			2
Rutgers Health Rwj University Hospital - Laboratory		2			2
FLORIDA HOSPITAL LABORATORIES		2			2
VA PRIMARY CARE ANNEX			2	100%	2
UNIVERSTIY OF ILLINOIS HOSPITAL			2	100%	2
MINUTE CLINIC DIAGNOSTIC OF VIRGINIA, LLC #7543		2			2
BRANDYWYNE HEALTH CARE CENTER			2	100%	2
Conway Lakes Health and Rehabilitation Center		2			2
PREMIER FAMILY HEALTH PA			2	100%	2
MINUTECLINIC DIAGNOSTIC PA #3344		2			2
CARENOW-LEBANON		1	1	50%	2
VAULT HEALTH			2	100%	2
MINUTE CLINIC LLC # 2033		1	1	50%	2
NORTON IMMEDIATE CARE CENTER - PRESTON			2	100%	2
ORLANDO LUTHERAN TOWERS		1	1	50%	2
MEDEXPRESS - WILMINGTON KIRKWOOD HIGHWAY		2			2
INTEGRATED REGIONAL LABS			2	100%	2
NURSING PLUS OF BROWARD LLC		1	1	50%	2
MINUTECLINIC DIAG OF IND, LLC #6910		2			2
GULF COAST PEDIATRICS OF SARASOTA PA		1	1	50%	2
POMERENE HOSPITAL			2	100%	2
BAYCARE MEDICAL GROUP, INC		2			2
APC PEDIATRICS			2	100%	2
PRECISION DIAGNOSTIC INC		2			2
MINUTECLINIC DIAGNOSTIC OF MINNESOTA		2			2

COVID-19: testing by laboratory

Data through Dec 28, 2020 verified as of Dec 29, 2020 at 09:25 AM

Data in this report are provisional and subject to change.

The numbers in the table below represent the number of Florida and non-Florida residents for whom test results were received by the Department of Health. A person can be tested by more than one laboratory and can have both positive and negative results. **Therefore, the sum of the numbers in each column will be larger than the total number of people tested.**

Reporting lab	Inconclusive	Negative	Positive	Percent positive	Total
MEDEXPRESS URGENT CARE - WICHITA, S SENECA ST		1	1	50%	2
BOONES CREEK URGENT CARE		1	1	50%	2
THE FOUNTAIN AT BOCA CIEGA BAY		2			2
TMH EC NORTHEAST LABORATORY			2	100%	2
Greystone Nursing and Rehab, LLC			2	100%	2
MEDEXPRESS URGENT CARE - JEANNETTE		2			2
NEW GEN LABS			2	100%	2
NOVA SOUTHEASTERN UNIVERSITY - STUDENT MEDICAL CTR			2	100%	2
MOBILE COUNTY HEALTH DEPARTMENT		1	1	50%	2
DEPT OF VA MED CENTE-WEST PALM BEACH			2	100%	2
INA		1	1	50%	2
KAILOS GENETICS INC			2	100%	2
INTEGRITY CLINICAL RESEARCH CENTER INC		1	1	50%	2
STUDENT HEALTH SERVICES			2	100%	2
MEDEXPRESS URGENT CARE - WILKES BARRE		2			2
University Center East			2	100%	2
MEDEXPRESS URGENT CARE-PETERS TWP		2			2
MEMORIAL SLOAN KETTERING CANCER CENTER		1	1	50%	2
ELMHURST MEMORIAL HOSPITAL			2	100%	2
FL DEPT OF HEALTH MARION COUNTY MOBILE HEALTH UNIT			2	100%	2
MEDEXPRESS URGENT CARE-SALINA, S 9TH ST		2			2
SOUTH CAROLINA DEPT OF HEALTH AND ENVIRONMENT CONTROL		2			2
WISE HEALTH SYSTEM		1	1	50%	2
TRICORE REFERENCE LABORATORY		1	1	50%	2
OELWEIN HEALTH CARE CENTER		2			2
SIGNATURE HEALTHCARE OF MIDDLEBURG		2			2
TRINITAS REGIONAL MEDICAL CENTER		1	1	50%	2
CELEBRATION PEDIATRICS			2	100%	2
SPRING HILL REGIONAL HOSPITAL			2	100%	2
CAREHERE LCS- EUSTIS			2	100%	2
EXPRESSCARE URGENT CARE CENTER			2	100%	2
GULF COAST IMMEDIATE CARE CENTER		1	1	50%	2
FLAGLER PROFESSIONAL HEALTH CAE SERVICES INC		2			2
METHODIST MANSFIELD MEDICAL CENTER			2	100%	2
JUPITER INTERNAL MEDICINE AND ASSOCIATES			2	100%	2
ALL PEDIATRIC CARE PA			2	100%	2
URGENT CARE COASTAL GA			2	100%	2
MEDEXPRESS URGENT CARE - SPRINGDALE, S 40TH STREET		2			2
TULANE MEDICAL CENTER			2	100%	2
Delaware Court Healthcare Center		2			2
MEDEXPRESS URGENT CARE-WILKINS TOWNSHIP, WILLIAM PENN HIGHWAY		2			2
MONTEFIORE MEDICAL CENTER LABS MONTEFIORE		1	1	50%	2
FLORIDA KEYS PED & ADOLES CTR			2	100%	2
PREMIER URGENT CARE CENTER LLC			2	100%	2
POINTE AT NEW PORT PLACE,THE		2			2
MID - FLORIDA PATHOLOGY LLC		1	1	50%	2
NEMOURS CHILDRENS PRIMARY CARE OVIEDO			2	100%	2

COVID-19: testing by laboratory

Data through Dec 28, 2020 verified as of Dec 29, 2020 at 09:25 AM

Data in this report are provisional and subject to change.

The numbers in the table below represent the number of Florida and non-Florida residents for whom test results were received by the Department of Health. A person can be tested by more than one laboratory and can have both positive and negative results. **Therefore, the sum of the numbers in each column will be larger than the total number of people tested.**

Reporting lab	Inconclusive	Negative	Positive	Percent positive	Total
CCRX OF NORTH CAROLINA, LLC		1	1	50%	2
PRESBYTERIAN HOME		2			2
STANFORD HEALTH CARE ANATOMIC PATHOLOGY & CLINICAL LAB			2	100%	2
THE HOSPITAL OF PROVIDENCE EMERGENCY ROOM			2	100%	2
Alden Des Plaines			2	100%	2
ARLINGTON DIALYSIS CENTER LLC		2			2
TGH Brandon Healthplex Laboratory			2	100%	2
NAVAL MEDICAL CENTER			2	100%	2
NORTHWELL HEALTH			2	100%	2
LAKELAND REGIONAL HEALTH		2			2
PANCARE HEALTH - SNEADS ELEMENTARY			2	100%	2
SACRED HEART HEALTH SYSTEM, INC			2	100%	2
CLAY PRIMARY & FAMILY CARE LLC			2	100%	2
STEWART ST ELIZABETH MEDICAL CENTER			2	100%	2
MIDLAND MEMORIAL HOSPITAL			2	100%	2
NEBRASKA MEDICAL CENTER			2	100%	2
LIFT HEALTH		2			2
MD NOW URGENT CARE MEDICAL CENTERS INC			2	100%	2
UC CORAL GABLES			2	100%	2
SUNCOAST BLOOD BANK			2	100%	2
MINUTECLINIC, LLC #5707		2			2
FLORIDA DEPARTMENT OF HEALTH WASHINGTON COUNTY		1	1	50%	2
MINUTECLINIC, DIAGNOSTIC OF TEXAS, LL		2			2
SARASOTA MEMORIAL MEDICAL URGENT CARE CENTER			2	100%	2
CITRUS PARK			2	100%	2
MERCY HEALTH LAB		1	1	50%	2
VETERANS AFFAIRS MEDICAL CENTER - GREATER LOS ANGELES			2	100%	2
ASCENSION ST VINCENT'S RIVERSIDE			2	100%	2
NATIONAL JEWISH HEALTH			2	100%	2
STARR COUNTY MEMORIAL HOSPITAL			2	100%	2
CELEBRATION PEDIATRICS PA			2	100%	2
HENDRY/GLADES COUNTY HEALTH DEPARTMENT		2			2
ROPER HOSPITAL			2	100%	2
TMH PHYSICIAN PARTNERS SOUTHWOOD			2	100%	2
VIRTUA MEMORIAL HOSPITAL BURLINGTON COUNTY			2	100%	2
MEDEXPRESS-HOUSTON EAST FWY		1	1	50%	2
PM PEDIATRICS OF BAYSIDE PLLC - HOPEWELL JUNCTION		2			2
DMC UNIVERSITY LABORATORIES		1	1	50%	2
Gracemore Nursing and Rehab		2			2
BAYCARE LABORATORIES			2	100%	2
ST JOSEPH'S HOSPITAL LABORATORY			2	100%	2
NLC LABS			2	100%	2
LONG ISLAND UNIVERSITY - POST CAMPUS		2			2
JUST BELIEVE RECOVERY CENTER			2	100%	2
CALIFORNIA DIVISION OF COMMUNICABLE DISEASE CONTROL			2	100%	2
THE CLUB AT BOYNTON BEACH, LLC			2	100%	2
ROYAL PALM MEDICAL GROUP, INC		2			2

COVID-19: testing by laboratory

Data through Dec 28, 2020 verified as of Dec 29, 2020 at 09:25 AM

Data in this report are provisional and subject to change.

The numbers in the table below represent the number of Florida and non-Florida residents for whom test results were received by the Department of Health. A person can be tested by more than one laboratory and can have both positive and negative results. **Therefore, the sum of the numbers in each column will be larger than the total number of people tested.**

Reporting lab	Inconclusive	Negative	Positive	Percent positive	Total
New Jersey Aim At Smg		2			2
MINUTECLINIC DIAGNOSTIC OF TEXAS, LLC #7435		2			2
LIFESPRING COMMUNITY HEALTH		2			2
ACL LABORATORIES INDUSTRIAL TOXICOLOGY			2	100%	2
87TH MEDICAL GROUP – MCGUIRE AMBULATORY CARE FACILITY		2			2
IN AND OUT URGENT CARE			2	100%	2
VALLEY BAPTIST MEDICAL CENTER: BROWNSVILLE			2	100%	2
BIOMAT USA			2	100%	2
MINUTECLINIC, LLC #1586		1	1	50%	2
MED EXPRESS URGENT CARE PC - MARYLAND		2			2
NORTHCREST MEDICAL CENTER			2	100%	2
EXPEDIAN URGENT CARE			2	100%	2
ST. CLOUD PHARMACY AND WELLNESS CENTER		2			2
HAVEN HOSPICE			2	100%	2
ST VINCENTS AMBULATORY CARE INC DBA			2	100%	2
HOUSTON HEALTH DEPARTMENT - BUREAU OF LABORATORY SERVICES			2	100%	2
FLORIDA MEDICAL CLINIC -INTERNAL MED DADE CITY			2	100%	2
BIONIC TECHNOLOGIES CORPORATION			2	100%	2
ADVENT HEALTH CENTRAL TEXAS		1	1	50%	2
USCG SECTOR ST PETE		1	1	50%	2
ACCESS LABORATORIES LLC			2	100%	2
TMH PHYSICIAN PARTNERS BLOUNTSTOWN			2	100%	2
RELIANT IMMUNE DIAGNOSTICS			2	100%	2
BRIGHAM AND WOMEN'S HOSPITAL			2	100%	2
CVA MINUTE CLINIC DIAGNOSTIC OF VIRGINIA, LLC		2			2
UNIVERSITY HOSPITALS OF CLEVELAND			2	100%	2
SACRED HEART HOSPITAL ON THE EMERALD			2	100%	2
HAWAII DEPARTMENT OF HEALTH			2	100%	2
DEPT OF HEALTH			2	100%	2
WESTPAC LABS INC			2	100%	2
WHITE WILSON MEDICAL CENTER NEPHROLOGY			2	100%	2
SENIOR LIVING IV SUN CITY LLC		2			2
CVS MINUTE CLINIC DIAGNOSTIC OF TN #6044		2			2
SURFSIDE URGENT CARE			2	100%	2
PRINCETON BMC LABORATORY		2			2
SPECIALTY LABORATORIES			2	100%	2
SUPERIOR RESIDENCES OF CLERMONT		2			2
HALIFAX HEALTH CARE FOR WOMEN		2			2
SAFE PMC		2			2
BIOHEALTH MEDICAL LAB INC			2	100%	2
VIRGINIA DEPT OF HEALTH OFFICE OF EPIDEMIOLOGY			2	100%	2
MEDICAL CITY DALLAS HOSPITAL			2	100%	2
CENTRAL FLORIDA FAMILY HEALTH CENTER		2			2
CHAPPEL GROUP RESEARCH, THE		2			2
ST. MARY'S HOSPITAL			2	100%	2
Jackson Health Care Facility			2	100%	2
TRUE HEALTH INC			2	100%	2

COVID-19: testing by laboratory

Data through Dec 28, 2020 verified as of Dec 29, 2020 at 09:25 AM

Data in this report are provisional and subject to change.

The numbers in the table below represent the number of Florida and non-Florida residents for whom test results were received by the Department of Health. A person can be tested by more than one laboratory and can have both positive and negative results. **Therefore, the sum of the numbers in each column will be larger than the total number of people tested.**

Reporting lab	Inconclusive	Negative	Positive	Percent positive	Total
WISCONSIN STATE LABORATORY OF HYGIENE		1	1	50%	2
MEDEXPRESS URGENT CARE - MOUNTAIN HOME		2			2
AFFINITY URGENT CARE			2	100%	2
JUPITER MEDICAL CENTER URGENT CARE - STUART			2	100%	2
HANOVER ENDOSCOPY CENTER		2			2
MINUTECLINIC, LLC #03268		2			2
NORTH DADE NURSING AND REHABILITATION CENTER			2	100%	2
CARE CENTERS OF NASSAU LLC MINER ROAD SOUTH		2			2
Church Creek SNF			2	100%	2
AFC PHYSICIANS OF FLORIDA, PA			2	100%	2
MINUTECLINIC DIAG OF IND, LLC #6483		1	1	50%	2
ORANGE COUNTY HEALTH DEPARTMENT		1	1	50%	2
ADVICE FOR OPTIMAL WELLNESS, INC			2	100%	2
RENFREW CENTERS INC		2			2
JOHNS HOPKINS ALL CHILDRENS			2	100%	2
MINUTE CLINIC LLC #5706		1	1	50%	2
ONE MEDICAL GROUP		1	1	50%	2
JACKSON LABORATORY OF GENOMIC MEDICINE		2			2
OURMED		2			2
Robert Cranfield			2	100%	2
Grand Villa of Dunedin			2	100%	2
GULF COAST REGIONAL MEDICAL CARE		2			2
LAKE MARY HEALTH AND REHABILITATION CENTER		1	1	50%	2
ADVENTHEALTH MEDICAL GROUP PEDIATRICS		1	1	50%	2
MINUTECLINIC, LLC #1796		1	1	50%	2
SIGNATURE CARE LEWISVILLE-EMERGENCY CENTER		1	1	50%	2
BETHPAGE EXTENDED HOURS CENTER		2			2
Gulf Shore Care Center			2	100%	2
MEDEXPRESS URGENT CARE FOX CHAPEL		2			2
MEDEXPRESS URGEN CARE - EAST BRUNSWICK		2			2
PruittHealth Lakehaven		2			2
STEUBEN COUNTY PUBLIC HEALTH		2			2
MINUTE CLINIC, LLC #1434		2			2
MED FUSION			2	100%	2
ADVANCED PEDIATRICS			2	100%	2
SOUTH DAKOTA DEPARTMENT OF HEALTH		2			2
WOMENS CARE FLORIDA LLC-LABORATORY		2			2
MEDEXPRESS URGENT CARE-SELINGSGROVE		2			2
SPARROW CENTRAL LAB			2	100%	2
COASTAL MEDICAL LAB			2	100%	2
THE PALMS REHABILITATION AND HEALTHCARE CENTER		2			2
MAWD PATHOLOGY GROUP			2	100%	2
MID-FLORIDA HEMATOLOGY AND ONCOLOGY CENTERS		2			2
COL CROSSROAD		1	1	50%	2
UTMB PATHOLOGY CLINICAL SERVICES LABORATORY			2	100%	2
SPECTRA LABS		1	1	50%	2
RIVER CITY MEDICAL ASSOCIATES INC			2	100%	2

COVID-19: testing by laboratory

Data through Dec 28, 2020 verified as of Dec 29, 2020 at 09:25 AM

Data in this report are provisional and subject to change.

The numbers in the table below represent the number of Florida and non-Florida residents for whom test results were received by the Department of Health. A person can be tested by more than one laboratory and can have both positive and negative results. **Therefore, the sum of the numbers in each column will be larger than the total number of people tested.**

Reporting lab	Inconclusive	Negative	Positive	Percent positive	Total
GENEXPERT			2	100%	2
MORGAN STANLEY HEALTH CENTER		2			2
PHYSICIANS MEDICAL CENTER		2			2
SANIBEL MEDICAL CLINIC			2	100%	2
Kings County Hospital Center			2	100%	2
SCIENTIA DIAGNOSTICS			2	100%	2
FLORIDA PRIMARY & SPECIALTY CARE		2			2
CRUC CMCH-COVID-19		2			2
MEDEXPRESS URGENT CARE-CHIPPEWA		1	1	50%	2
PHYSICIANS LABORATORY SERVICES			2	100%	2
NEMOURS CHILDREN'S PRIMARY CARE THE VILLAGES		2			2
OHIO HEALTH DOCTORS HOSPITAL			2	100%	2
PEDIATRICS IN BREVARD-COCOA BEACH		2			2
SKIPPACK MEDICAL LAB			2	100%	2
BELLE GLADES HEALTH CLINIC			2	100%	2
YOUTH AND YOU, INC		2			2
ADVOCATE SHERMAN HOSPITAL			2	100%	2
PALM MEDICAL CENTER - PLANT CITY		2			2
AVANTE AT OCALA INC			2	100%	2
MINUTECLINIC DIAG OF IND LLC #1138		1	1	50%	2
CARESOUTH HHA HOLDINGS OF TALLAHASSEE LLC		2			2
VANAYER HEALTHCARE AND REHAB CENTER		2			2
MEDEXPRESS URGENT CARE - BRIDGEVILLE		2			2
UK HEALTHCARE			2	100%	2
MINUTECLINIC DIAGNOSTIC OF TN PC #242		2			2
BAPTIST HEALTHCARE - LAKEVIEW CENTER INC		2			2
POMONA VALLEY COMMUNITY HOSPITAL			2	100%	2
CLEVELAND CLINIC IMAGING			2	100%	2
BFT LAB			2	100%	2
MEDEXPRESS URGENT CARE - TULSA, S YALE AVE		2			2
WALGREENS #05477		2			2
INDIANA STATE DEPARTMENT OF HEALTH LABORATORIES			2	100%	2
NORTHDALE REHABILITATION CENTER			2	100%	2
CVS MINUTE CLINIC DIAGNOSTIC MED GRP		2			2
COASTAL COMPLETE CARE			2	100%	2
MINUTECLINIC DIAGNOSTIC OF PENNSYLVAN		2			2
PALM CITY NURSING AND REHAB CENTER			2	100%	2
NAVAL BRANCH MEDICAL CLINIC			2	100%	2
CHARLOTTE COUNTY HEALTH DEPARTMENT			2	100%	2
BENTON PEDIATRICS		2			2
ST. JOSEPH REGIONAL MEDICAL CENTER			2	100%	2
PALOS COMMUNITY HOSPITAL LABORATORY			2	100%	2
GINKGO-IXLAYER		2			2
FLORIDA CLINICAL LABORATORY INC			2	100%	2
PANCARE HEALTH - PONCE DE LEON			2	100%	2
URGENT CARE USA LLC			2	100%	2
MEDICANA NURSING AND REHAB CENTER			2	100%	2

COVID-19: testing by laboratory

Data through Dec 28, 2020 verified as of Dec 29, 2020 at 09:25 AM

Data in this report are provisional and subject to change.

The numbers in the table below represent the number of Florida and non-Florida residents for whom test results were received by the Department of Health. A person can be tested by more than one laboratory and can have both positive and negative results. **Therefore, the sum of the numbers in each column will be larger than the total number of people tested.**

Reporting lab	Inconclusive	Negative	Positive	Percent positive	Total
Medilodge of Montrose		2			2
AGILE URGENT CARE			2	100%	2
ADVENTIST HINSDALE HOSPITAL LABORATORY			2	100%	2
LEE PHYSICIAN GROUP		1	1	50%	2
ADVENTHEALTH IMAGING PARTIN SETTLEMENT			2	100%	2
MIDWAY SPECIALTY CARE RX LLC			2	100%	2
FELICIDAD MEDICAL CENTER INC			2	100%	2
MC DIAGNOSTIC OF CONNECTICUT, PC # 257		1	1	50%	2
CVS MINUTE CLINIC DIAGNOSTIC OF TN #3293		2			2
UT AUSTIN UNIVERSITY HEALTH SERVICES			2	100%	2
SOUTHERN TENNESSEE MEDICAL CENTER			2	100%	2
MEDICAL CENTER AT OCEAN REEF,THE		2			2
SOUTHSIDE FAMILY MEDICAL		2			2
HOME ACCESS HEALTH			2	100%	2
JOHNSON CITY MEDICAL CENTER		1	1	50%	2
Parkridge Specialty Care		2			2
SINAI PLAZA NURSING AND REHAB CENTER			2	100%	2
GEISINGER MEDICAL CENTER		2			2
PEDIATRIC HEALTH CARE		1	1	50%	2
NEMOURS CHILDRENS PRIMARY CARE			2	100%	2
UNIVERSITY HOSPITAL OF BROOKLYN		2			2
FAMILY FIRST PEDIATRICS			2	100%	2
MINUTE CLINIC, LLC #4650		2			2
U OF MIAMI MILLER SCHOOL OF MEDICINE			2	100%	2
MD NOW URGENT CARE CENTER INC.			2	100%	2
NEW YORK STATE DEPARTMENT OF HEALTH		1	1	50%	2
MEDLOGIC, LLC		2			2
MINUTECLINIC DIAGNOSTIC OF TN PC #643		2			2
JULIE STAATS DO		2			2
UNIVERSITY OF MISSOURI HEALTH CARE			2	100%	2
ALLIANCE PEDIATRICS PA			2	100%	2
BNC Medical Investors, LLC Berrien Nursing & Rehabilitation Center		2			2
POINT OF CARE PRIVATE HEALTH MANAGEMENT			2	100%	2
Lake Charles Healthcare LLC dba Landmark Lake Charles			2	100%	2
MED TECH SERVICES OF PALM BEACH INC		2			2
BAYLOR COLLEGE OF MEDICINE			2	100%	2
BMC/JACSONVILLE		1	1	50%	2
FIRST CARE - MIDDLESBORO			2	100%	2
VILLA HEALTH NH LLC			2	100%	2
PHYSICIANS CARE		1	1	50%	2
NOT GIVEN		1	1	50%	2
MINUTECLINIC DIAGNOSTIC OF NEW MEXICO		2			2
A AND R RESEARCH GROUP LLC			2	100%	2
PM PEDIATRICS OF BAYSIDE, PLLC - MANHASSET		2			2
CLEVELAND CLINIC FLORIDA			2	100%	2
ADVICE FOR OPTIMAL WELLNESS			2	100%	2
LEGACY LABORATORY SERVICES			2	100%	2

COVID-19: testing by laboratory

Data through Dec 28, 2020 verified as of Dec 29, 2020 at 09:25 AM

Data in this report are provisional and subject to change.

The numbers in the table below represent the number of Florida and non-Florida residents for whom test results were received by the Department of Health. A person can be tested by more than one laboratory and can have both positive and negative results. **Therefore, the sum of the numbers in each column will be larger than the total number of people tested.**

Reporting lab	Inconclusive	Negative	Positive	Percent positive	Total
MEMORIAL HERMANN			2	100%	2
MINUTECLINIC DIAG OF IND LLC #6998		1	1	50%	2
MEDEXPRESS URGENT CARE - STATE COLLEGE		2			2
FIRST CHOICE MEDICAL PC			2	100%	2
PROHEALTH PRIMARY CARE - GLEN OAKS		2			2
AMERICAN MEDICAL LABORATORIES			2	100%	2
MINUTECLINIC 7196		2			2
PINECREST PEDIATRICS GROUP LLC			2	100%	2
ORMOND BEACH URGENT CARE			2	100%	2
GENETIC ASSAYS INC			2	100%	2
BRITO MEDICAL CENTER			2	100%	2
PALM BAY COMMUNITY OUTPATIENT CLINIC		2			2
ASCENSION ST MICHAEL'S HOSPITAL LAB		1	1	50%	2
ADULT MEDICINE OF LAKE COUNTY INC			2	100%	2
MINUTECLINIC DIAGNOSTIC OF SC, LLC #4		2			2
BERGEN COUNTY SURGICAL AND ENDOSCOPY CENTER		2			2
INSPIRIT SENIOR LIVING			2	100%	2
CLINICA HISPANIA			2	100%	2
SUN TERRACE HEALTH CARE CENTER			2	100%	2
CELEBRATION PRIMARY CARE ASSOCIATES LLC		2			2
MINUTECLINIC DIAGNOSTIC PA #7110		2			2
WEST COAST PEDIATRICS			2	100%	2
SHORE MEDICAL CENTER		2			2
MIDDLE TENN MENTAL HEALTH INSTITUTE		2			2
Kennedy University Hospital -Wash Twp L		2			2
PIEDMONT HOSPITAL LAB			2	100%	2
DRR JMC URGENT CARE DONALD ROSS			2	100%	2
Lakeside Oaks Care Center			2	100%	2
FLORIDA MEDICAL CLINIC CARDIOLOGY-ZH			2	100%	2
TENNESSEE DEPARTMENT OF HEALTH (TDH) - REGIONAL LABORATORY			2	100%	2
DELAWARE DIAGNOSTICS LABS			2	100%	2
SUNNYSIDE MANOR		2			2
MINUTECLINIC, LLC #1470		2			2
COOK HOSPITAL AND CARE CENTER		1	1	50%	2
BAYSHORE MEDICAL CENTER			2	100%	2
BAYSTATE MEDICAL CENTER		1	1	50%	2
Great Lakes Health Center			2	100%	2
WHITESANDS OUTPATIENT TREATMENT		2			2
SCDHEC BUREAU OF LABORATORIES			2	100%	2
SWEETWATER NURSING CENTER		2			2
REGIONS HOSPITAL LABORATORY			2	100%	2
PUBLIC HEALTH LABORATORY	1		1	50%	2
Lehigh Acres Health and Rehabilitation			2	100%	2
ASSOCIATES IN MEDICINE			2	100%	2
FLORIDA MEDICAL CENTER OF CLEARWATER		2			2
LACORP		1	1	50%	2
CONSULATE HEALTH CARE		1	1	50%	2

COVID-19: testing by laboratory

Data through Dec 28, 2020 verified as of Dec 29, 2020 at 09:25 AM

Data in this report are provisional and subject to change.

The numbers in the table below represent the number of Florida and non-Florida residents for whom test results were received by the Department of Health. A person can be tested by more than one laboratory and can have both positive and negative results. **Therefore, the sum of the numbers in each column will be larger than the total number of people tested.**

Reporting lab	Inconclusive	Negative	Positive	Percent positive	Total
CPL LABS			2	100%	2
CROSSROADS			2	100%	2
AFFORDABLE PRIMARY CARE LLC		2			2
MEDEXPRESS URGENT CARE - STAUNTON		1	1	50%	2
LAB CORP OF AMER SAN DIEGO			2	100%	2
CLEAR LAKE REGIONAL MEDICAL CENTER			2	100%	2
PARADIGM LABORATORIES			2	100%	2
IN & OUT URGENT CARE METAIRIE			2	100%	2
LIFE CARE HOME HEALTH SERVICES LLC			2	100%	2
ATLAS GENOMICS			2	100%	2
ARCPOINT LABS OF ALTAMONTE SPRINGS			2	100%	2
JOHN KNOX VILLAGE OF CENTRAL FLORIDA		1	1	50%	2
RAINY LAKE MEDICAL CENTER			2	100%	2
ROANE MEDICAL CENTER		1	1	50%	2
MINUTECLINIC DIAGNOSTIC OF PA LLC		2			2
URGENT CARE AND SURGERY CENTER			2	100%	2
SYLVAN NURSING			2	100%	2
MINUTECLINIC DIAGNOSTIC OF OHIO #7790		1	1	50%	2
JOHN D. ARCHBOLD MEM. HOSPITAL			2	100%	2
MEDEXPRESS URGENT CARE-CLOQUET		2			2
EMORY UNIVERSITY HOSPITAL			2	100%	2
FLORIDA PRIMARY CARE CENTER PA		2			2
ST. ELIZABETH HEALTHCARE			2	100%	2
CVS MINUTE CLINIC DIAGNOSTIC OF KANSAS, PA		2			2
ROAN DRUG COMPANY LLC		2			2
OCALA REGIONAL KIDNEY CENTER-WEST			2	100%	2
EASTLAKE MEDICAL CENTER		2			2
MEDICAL CENTER LABORATORY			2	100%	2
PEACE RIVER MEDICAL CENTER		2			2
COVID PROCESSING SITE			2	100%	2
EXCEPTIONAL EMERGENCY CENTER - AMARILLO			2	100%	2
MINUTE CLINIC DIAGNOSTIC MED GRP		2			2
SANFORD REGIONAL HOSPITAL WORTHINGTON		2			2
GUTHRIE MEDICAL GROUP - CORNING		2			2
BOND & STEELE CLINIC PA D/B/A BOND CLINIC PA		2			2
MEDEXPRESS URGENT CARE - OMAHA N 72 ST		2			2
MORTON PLANT NORTH BAY HOSPITAL			2	100%	2
Heartland Healthcare Center Boca Raton			2	100%	2
SPRINGS MEDICAL LAB		1	1	50%	2
FLORIDA COMMUNITY HEALTH CENTERS, INC.			2	100%	2
UT PATH			2	100%	2
LOWELL GENERAL HOSPITAL			2	100%	2
DEKALB MEDICAL CENTER LABORATORY			2	100%	2
MEDEXPRESS URGENT CARE - BATTLE CREEK		2			2
VERILY LIFE SCIENCES		2			2
MORRISTOWN MEMORIAL HOSPITAL		2			2
METROHEALTH SYSTEM			2	100%	2

COVID-19: testing by laboratory

Data through Dec 28, 2020 verified as of Dec 29, 2020 at 09:25 AM

Data in this report are provisional and subject to change.

The numbers in the table below represent the number of Florida and non-Florida residents for whom test results were received by the Department of Health. A person can be tested by more than one laboratory and can have both positive and negative results. **Therefore, the sum of the numbers in each column will be larger than the total number of people tested.**

Reporting lab	Inconclusive	Negative	Positive	Percent positive	Total
MEDEXPRESS URGENT CARE - WHEELING		1	1	50%	2
Grand Villa of Deerfield Beach			2	100%	2
Avanti Wellness and Rehab			2	100%	2
SUMNER REGIONAL MEDICAL CENTER		2			2
Fort Gaines Health and Rehab		2			2
HEART OF FLORIDA HEALTH CENTER INC			2	100%	2
SUNBRIDGE CARE & REHAB FOR DECATUR		2			2
TIEHH BIOTERRORISM RESPONSE LAB			2	100%	2
MEDEXPRESS URGENT CARE - HOLLINS		2			2
GRAND VILLA OF MELBOURNE			2	100%	2
ST. MARY'S MEDICAL CENTER EVANSVILLE, INC			2	100%	2
Lakeview Village		2			2
NATIONWIDE LABORATORY SERVICES		1	1	50%	2
Bon Secours Maria Manor		2			2
CONEMAUGH MEMORIAL MEDICAL CENTER		2			2
RUSSELL MEDICAL CENTER		2			2
MEMORIAL HERMANN CONSOLIDATED LABORATORY SERVICES			2	100%	2
UNIVERSITY OF MARYLAND MEDICAL CENTER			2	100%	2
RAPID URGENT CARE - ALBANY			2	100%	2
Bedford Care Center of Hattiesburg		2			2
ARCPPOINT LABS OF WEST PALM BEACH			2	100%	2
Alden Terrace of McHenry			2	100%	2
DOCTORS HOSPITAL RENAISSANCE			2	100%	2
Good Samaritan Society-Blackduck		1	1	50%	2
EAST NAPLES PEDIATRICS			2	100%	2
PINARD HOME HEALTH SERVICES INC			2	100%	2
MINUTECLINIC, LLC #05814		2			2
Rosedale Green		2			2
THE PATHOLOGY LABORATORY		1	1	50%	2
VIGILINT HEALTHCARE		1	1	50%	2
MINUTECLINIC, DIAGNOSTIC OF TEXAS, LLC		2			2
MEDEXPRESS URGENT CARE, CHAMBERSBURG		2			2
CAPRONA GROUP HOME			2	100%	2
CHESTERFIELD HEALTHCARE GROUP, INC		2			2
BOND COMMUNITY HEALTH CENTER			2	100%	2
CITY OF NEW YORK DEPARTMENT OF HEALTH			2	100%	2
CERTIVIA LABORATORIES			2	100%	2
WELL-BEING MEDICAL CENTER PLLC		2			2
AMEDISYS HOME HEALTH OF GREENVILLE			2	100%	2
MADISON HOSPITAL LABORATORY			2	100%	2
CORAL REEF NURSING & REHABILITATION CENTER		2			2
UW HOSPITAL AND CLINICS		1	1	50%	2
DELCARE PA			2	100%	2
Elba Nursing and Rehabilitation Center, LLC		2			2
GOLDSTEIN			2	100%	2
ROCKEFELLER UNIVERSITY CLINICAL GENOMICS LABORATOR		2			2
ST GERARD'S COMMUNITY OF CARE		1			1

COVID-19: testing by laboratory

Data through Dec 28, 2020 verified as of Dec 29, 2020 at 09:25 AM

Data in this report are provisional and subject to change.

The numbers in the table below represent the number of Florida and non-Florida residents for whom test results were received by the Department of Health. A person can be tested by more than one laboratory and can have both positive and negative results. **Therefore, the sum of the numbers in each column will be larger than the total number of people tested.**

Reporting lab	Inconclusive	Negative	Positive	Percent positive	Total
GRAND VIEW HOSPITAL			1	100%	1
MINUTECLINIC DIAGNOSTIC OF TN PC #320		1			1
INFECTION CONTROL DEPT			1	100%	1
DAUGHTERS OF SARAH NURSING CENTER		1			1
Kroger - KRO03500568			1	100%	1
ARNOLD PALMER HOSPITAL LAB POCT		1			1
ESOTERIC LAB			1	100%	1
FAIRVIEW SOUTHDALE			1	100%	1
FLORIDA HOSPITAL PHYSICIANS GROUP			1	100%	1
THE MEDICAL CENTER AT BOWLING GREEN			1	100%	1
CLINICAL TRIALS OF TAMPA LLC		1			1
WALGREENS #01398			1	100%	1
FAMILY MEDICAL CENTER		1			1
ADVANCE HEALTH AND WELLNESS SOLUTIONS			1	100%	1
HEALTHCARE FOR THE HOMELESS			1	100%	1
MD NOW URGENT CARE			1	100%	1
MINUTECLINIC # 21110			1	100%	1
NEMOURS CHILDRENS PRIMARY CARE CLERMONT			1	100%	1
NORTH CAROLINA STATE LABORATORY OF PUBLIC HEALTH, SPECTRUM LAB NETWORK			1	100%	1
ST. MARY MEDICAL CENTER		1			1
ST. LUKES HOSPITAL			1	100%	1
ST. JOHN HOSPITAL & MEDICAL CENTER			1	100%	1
HIGH DESERT COURT GROUP HOME			1	100%	1
BARRINGTON TERRACE NAPLES			1	100%	1
SV MOBILE HEALTH			1	100%	1
DOCTORS HOSPITAL OF LAREDO			1	100%	1
WALGREENS #5130			1	100%	1
MEDEXPRESS URGENT CARE- FORT WORTH N T		1			1
GWINNETT MEDICAL CENTER			1	100%	1
FLORIDA HOSPITAL TRANSPLANT CENTER		1			1
Washington County Nursing H0me			1	100%	1
DEL PRADO MEDICAL CENTER, INC		1			1
MCH PHYSICIANS GROUP			1	100%	1
PANCARE HEALTH - BRUCE			1	100%	1
MEDEXPRESS URGENT CARE NORWIN		1			1
TRIPLE O MEDICAL SERVICES INC			1	100%	1
CSL PLASMA LAB			1	100%	1
SPINE & PAIN CONSULTANT PLLC		1			1
ST PETERSBURG PEDIATRICS			1	100%	1
CULINARY INSTITUTE OF AMERICA STUDENT		1			1
MAYO CLINICAL LABORATORIES		1			1
NEW YORK PRESBYTERIAN HOSPITAL			1	100%	1
Valley Center (WV)			1	100%	1
EAST RIDGE RETIREMENT VILLAGE INC		1			1
CLAYMED OF NORTH FLORIDA			1	100%	1
UNIVERSITY OF IOWA HOSPITALS & CLINICS			1	100%	1
SOUTHEASTERN PATHOLOGY ASSOCIATES			1	100%	1

COVID-19: testing by laboratory

Data through Dec 28, 2020 verified as of Dec 29, 2020 at 09:25 AM

Data in this report are provisional and subject to change.

The numbers in the table below represent the number of Florida and non-Florida residents for whom test results were received by the Department of Health. A person can be tested by more than one laboratory and can have both positive and negative results. **Therefore, the sum of the numbers in each column will be larger than the total number of people tested.**

Reporting lab	Inconclusive	Negative	Positive	Percent positive	Total
STATCARE URGENT & WALK IN MEDICAL CARE		1			1
LOWER KEYS COMMUNITY HEALTH CENTER			1	100%	1
MERCYONE DES MOINES MEDICAL CENTER			1	100%	1
The Evangelical Lutheran Good Samaritan Society Prescott Village		1			1
LAKEWOOD RANCH MEDICAL CENTER CLINICAL LAB			1	100%	1
HARDIN MEMORIAL HOSPITAL - HEARTLAND PATHOLOGY CONSULTANTS			1	100%	1
COMMUNITY			1	100%	1
ASHRAF MEDICAL GROUP PLLC DBA PULSE M			1	100%	1
Terrace of Jacksonville			1	100%	1
UHEALTH CORAL SPRINGS			1	100%	1
LAKE LURE HEALTH CENTER			1	100%	1
ANDREWS INSTITUTE AMBULATORY SURGERY CENTER		1			1
OXY-GENLAB			1	100%	1
Harbert Hills Academy Nursing Home		1			1
HOLSTON MEDICAL GROUP		1			1
RABI SINHA, MD		1			1
SOUTHWEST REGIONAL PCR LABORATORY			1	100%	1
DOCTORS CARE OF PALM COAST			1	100%	1
NORWALK HOSPITAL			1	100%	1
BSA PHYSICIANS GROUP, INC D/B/A BSA FAMILY MEDICAL			1	100%	1
Elm Crest Senior Living Community		1			1
MICROBIOLOGY DEPARTMENT			1	100%	1
BREVARD FAMILY WALK IN CLINIC			1	100%	1
CACERES SPECIALIZED GYNECOLOGY		1			1
American Fork Care Center dba Heritage Care Center		1			1
FULGENT GENETICS HOUSTON		1			1
VILLAGES HEALTH SYSTEM, LLC, THE			1	100%	1
MOUNT SINAI COMPREHENSIVE CANCER CENTER			1	100%	1
FLORIDA HEART AND VASCULAR MULTISPECIALTY GROUP PA			1	100%	1
FHPG SURGICAL ASSOCIATES OF EAST PASCO			1	100%	1
ACCURATE HEALTH SERVICES CORP			1	100%	1
BEAUMONT HOSPITAL, GROSSE POINTE			1	100%	1
BAYFRONT FAMILY HEALTH CENTER			1	100%	1
Lakewood Nursing Center			1	100%	1
SOUTHEAST MISSOURI HOSPITAL		1			1
GREATER TAMPA AT HOME			1	100%	1
CALIFORNIA PUBLIC HEALTH LABORATORY			1	100%	1
MAYO CLINIC OUTPATIENT DIALYSIS CENTER			1	100%	1
BAYCARE OUTREACH LAB			1	100%	1
Avante at Orlando		1			1
ST PETE DIRECT PRIMARY CARE		1			1
BAPTIST MINOR MEDICAL CENTER			1	100%	1
SMA BEHAVIORAL HEALTH SERVICES INC		1			1
MADISON FACILITY INC			1	100%	1
ATHENA CARE RESOURCES LLC		1			1
Chateau Girardeau			1	100%	1
OAK HAVEN REHAB AND NURSING CENTER			1	100%	1

COVID-19: testing by laboratory

Data through Dec 28, 2020 verified as of Dec 29, 2020 at 09:25 AM

Data in this report are provisional and subject to change.

The numbers in the table below represent the number of Florida and non-Florida residents for whom test results were received by the Department of Health. A person can be tested by more than one laboratory and can have both positive and negative results. **Therefore, the sum of the numbers in each column will be larger than the total number of people tested.**

Reporting lab	Inconclusive	Negative	Positive	Percent positive	Total
NORTH FLORIDA MEDICAL GROUP		1			1
WYOMING COUNTY DEPARTMENT OF HEALTH		1			1
SUSAN F. WILLIAMS M.D., P.A.			1	100%	1
SOUTHERN SPRINGS HEALTH CARE		1			1
ADVENTHEALTH CENTRA CARE PONCIANA			1	100%	1
Heritage Health of Peru			1	100%	1
INTEGRATED GENETICS SEQUENOM		1			1
FRESENIUS SOUTH FORT MYERS		1			1
GRAND VILLA OF PINELLAS PARK			1	100%	1
Miller Health Care Center			1	100%	1
LAKE MARY OPTUM FLORIDA			1	100%	1
PRIMEX CLINICAL LABORATORIES INC			1	100%	1
ADVENTHEALTH MEDICAL GROUP FAMILY MEDICINE AT RDV		1			1
CLUB HEALTH AND REHABILITATION CENTER, THE		1			1
MINUTE CLINIC DIAGNOSTIC MED GRP OF CA		1			1
BLOOD SYSTEMS LABORATORIES			1	100%	1
LEELANAU OPCO, LLC		1			1
ADVENTHEALTH MEDICAL GROUP FAMILY AND INTERNAL			1	100%	1
HAMILTON COUNTY HEALTH DEPARTMENT		1			1
LABRADOR PRIMARY CARE CENTER			1	100%	1
STRINGFELLOW MEMORIAL HOSPITAL		1			1
PM PEDIATRICS PC			1	100%	1
NORTH FLORIDA MEDICAL CENTERS INC		1			1
SPRINGBROOK HOSPITAL			1	100%	1
SIPARADIGM LLC		1			1
PRIMACARE MEDICAL LAKEWOOD			1	100%	1
CELEBRATION FAMILY PHYSICIANS LLC			1	100%	1
ALPHA CLINICAL LABORATORY CORP.			1	100%	1
MADISON AT OVIEDO			1	100%	1
FORT LOUDOUN PRIMARY CARE		1			1
COVID RAPID LABS			1	100%	1
HSRE-ASL CASSELBERRY TRS, LLC			1	100%	1
TITUSVILLE TOWERS ASSISTED LIVING		1			1
DEPT OF VA MEDICAL CENTER - MIAMI			1	100%	1
NEW MILFORD HOSPITAL			1	100%	1
SOLARIS HEALTHCARE PLANT CITY		1			1
NORTH PINELLAS CHILDRENS MEDICAL CENTER INC			1	100%	1
VITAS HEALTHCARE CORPORATION OF FLORIDA			1	100%	1
HARBOR BEACH NURSING AND REHABILITATION CENTER			1	100%	1
HELIX BIOMEDICS LLC			1	100%	1
BAYSIDE URGENT CARE CENTER INC			1	100%	1
CORNERSTONE OF RECOVERY INC		1			1
MEDEXPRESS URGENT CARE, BELLE VERNON		1			1
SUN CITY DIAGNOSTIC CENTER			1	100%	1
DEVITA		1			1
PAUL C SCHWARTZ & MELVIN L WEIDMAN		1			1
FLORIDA DIGESTIVE AND LIVER SPECIALISTS			1	100%	1

COVID-19: testing by laboratory

Data through Dec 28, 2020 verified as of Dec 29, 2020 at 09:25 AM

Data in this report are provisional and subject to change.

The numbers in the table below represent the number of Florida and non-Florida residents for whom test results were received by the Department of Health. A person can be tested by more than one laboratory and can have both positive and negative results. **Therefore, the sum of the numbers in each column will be larger than the total number of people tested.**

Reporting lab	Inconclusive	Negative	Positive	Percent positive	Total
CONSULATE HEALTH CARE OF VERO BEACH			1	100%	1
Life Care Center of Estero			1	100%	1
PRISMA HEALTH TUOMEY LABORATORY			1	100%	1
THEDACARE FAMILY MEDICINE GATEWAY			1	100%	1
MEDICAL CITY NORTH HILLS			1	100%	1
Kroger - KRO03400316			1	100%	1
ACCESS FAMILY CARE LLC			1	100%	1
KNOX COMMUNITY HOSPITAL			1	100%	1
MARINA DEL REY HOSPITAL LAB			1	100%	1
WELLINGTON WEST 100176			1	100%	1
TRUMAN MEDICAL CENTER - HOSPITAL HILL			1	100%	1
POUDRE VALLEY HOSPITAL			1	100%	1
MAYO CLINIC BEACHES PRIMARY CARE CTR		1			1
SHAMRA MEDICAL LABORATORY			1	100%	1
MINUTE CLINIC DIAGNOSTIC PA			1	100%	1
WARD MEMORIAL HOSPITAL		1			1
SCIENCE CARE			1	100%	1
WILMINGTON NURSING AND REHAB			1	100%	1
ADVANCED MEDICAL LABORATORIES (AML)			1	100%	1
QUALITY LAB			1	100%	1
FIU HEALTH CARE CENTER			1	100%	1
HEALTH PLUS SUNRISE MEDICAL OFFICE			1	100%	1
MARYLAND DEPARTMENT OF HEALTH AND MENTAL HYGIENE-LABORATORIES			1	100%	1
LABORATORIO MEDICO CENTRAL CONDOMINO MD			1	100%	1
WESTOX LABS		1			1
Signature Healthcare of Savannah		1			1
CHATSWORTH ASSISTED LIVING COMMUNITY AT PGA NATIONAL			1	100%	1
SKY RIDGE MEDICAL CENTER - MICRO			1	100%	1
CONCIERGE INTERNAL MEDICINE ASSOCIATES			1	100%	1
MANSFIELD MEDICAL LODGE			1	100%	1
ADVENTHEALTH IMAGING LAKE NONA			1	100%	1
ST. LUKE'S HOSPITAL			1	100%	1
Birmingham Nursing & Rehab Center		1			1
MINUTECLINIC DIAGNOSTIC OF OHIO #3407		1			1
Integrity Healthcare of Carbondale			1	100%	1
LOPEZ		1			1
LAREDO EMERGENCY ROOM			1	100%	1
UF HEALTH - WILDLIGHT			1	100%	1
VIVIAN SIMMONS FAMILY PRACTICE			1	100%	1
SAINT ALPHONSUS REGIONAL MEDICAL CENTER			1	100%	1
MAHONEY PEDIATRICS PA			1	100%	1
HUNT CLUB MEDICAL CARE			1	100%	1
WALGREENS 4915			1	100%	1
NORTH WEST FLORIDA DIAGNOSTIC ENOCRINOLOGY CLINIC			1	100%	1
PALOMAR MEDICAL CENTER			1	100%	1
TITUSVILLE REHABILITATION AND NURSING CENTER		1			1
INDIAN RIVER CLINICAL LABORATORY, INC.		1			1

COVID-19: testing by laboratory

Data through Dec 28, 2020 verified as of Dec 29, 2020 at 09:25 AM

Data in this report are provisional and subject to change.

The numbers in the table below represent the number of Florida and non-Florida residents for whom test results were received by the Department of Health. A person can be tested by more than one laboratory and can have both positive and negative results. **Therefore, the sum of the numbers in each column will be larger than the total number of people tested.**

Reporting lab	Inconclusive	Negative	Positive	Percent positive	Total
CHRISTIANA HOSPITAL		1			1
USF PHYSICIANS GROUP			1	100%	1
ISLANDS ASSISTED LIVING FACILITY,THE			1	100%	1
GRACE HEALTHCARE OF LAKE WALES		1			1
PEDIATRIC ASSOCIATES - DORAL			1	100%	1
Garden Isle Healthcare and Rehabilitation Center		1			1
CORNERSTONE PEDIATRICS			1	100%	1
EXAC CARE CROSSVILLE		1			1
BOND COUNTY HEALTH DEPARTMENT			1	100%	1
HELEN HAYES HOSPITAL LABORATORY		1			1
HARDEE COUNTY FIRE RESCUE		1			1
MEDEXPRESS URGENT CARE - WALDORF, CRAIN HWY		1			1
Shoreline Care Center			1	100%	1
INLET CONCIERGE MEDICINE			1	100%	1
NEMOURS CHILDREN'S PRIMARY CARE, ST CLOUD			1	100%	1
ROCKLEDGE HEALTH & REHABILITATION CENTER			1	100%	1
MED CHOICE CENTER OF NORTH MIAMI			1	100%	1
URGENT CARE OF FORT LAUDERDALE INC			1	100%	1
MINUTECLINIC, LLC #4507		1			1
MINUTECLINIC, LLC #1431		1			1
AUTUMN HOUSE			1	100%	1
MIDDLEBURG PEDIATRICS			1	100%	1
CARE CENTERS OF NASSAU, LLC - HENDRICKS RD		1			1
MANOR CARE OF DELRAY BEACH FL LLC		1			1
SCHIFF CENTER FOR LIVER DISEASES			1	100%	1
MIAMI RESCUE MISSION CLINIC INC			1	100%	1
Douglas County Health Center		1			1
MEDICAL CLINIC OF HOUSTON			1	100%	1
HARRIS URGENT CARE CENTER			1	100%	1
CLERMONT PEDIATRICS, PA			1	100%	1
LAKESIDE MEDICAL CENTER		1			1
CARESPOT EXPRESS HEALTHCARE BOYNTON BEACH			1	100%	1
FAMILY MEDICAL CENTERS			1	100%	1
HILTON HEAD HOSPITAL/INPATIENT			1	100%	1
DAVENPORT PEDIATRICS CLERMONT PA		1			1
Strasburg Care Center		1			1
LAKE CONWAY URGENT CARE LLC		1			1
LEHIGH PULMONARY ASSOCIATES			1	100%	1
CVS MINUTE CLINIC DIAGNOSTIC MED GRP OF CAL		1			1
PORT ORANGE NURSING & REHAB			1	100%	1
MINUTE CLINIC LLC #0169		1			1
MINUTECLINIC, LLC #1452		1			1
Tremont Health & Rehabilitation Center		1			1
VITAS HEALTH INC			1	100%	1
NORTH SHORE HEMATOLOGY-ONCOLOGY ASSOCIATES PC		1			1
LAB PLUS, LLC			1	100%	1
BIOMAT ORLANDO		1			1

COVID-19: testing by laboratory

Data through Dec 28, 2020 verified as of Dec 29, 2020 at 09:25 AM

Data in this report are provisional and subject to change.

The numbers in the table below represent the number of Florida and non-Florida residents for whom test results were received by the Department of Health. A person can be tested by more than one laboratory and can have both positive and negative results. **Therefore, the sum of the numbers in each column will be larger than the total number of people tested.**

Reporting lab	Inconclusive	Negative	Positive	Percent positive	Total
AFFILIATED LABORATORIES INC			1	100%	1
ACCESS MEDICAL GROUP OF TAMPA INC			1	100%	1
SYNAPSE ANALYTICAL LABS		1			1
CORIZON HEALTH INC			1	100%	1
ST JOHNS EPISCOPAL HOSPITAL SOUTH SHORE		1			1
BOONE DRUG & HEALTHCARE AT DEERFIELD			1	100%	1
EXACCARE KINGSTON, LLC			1	100%	1
MINUTECLINIC DIAGNOSTIC OF KANSAS, PC		1			1
CARESPOT - OCOEE			1	100%	1
ALL PRO ORTHOPEDICS & SPORTS MEDICINE, PA			1	100%	1
ADVENT HEALTH - OWASA			1	100%	1
SOUTHWEST FLORIDA DIVISION LAB			1	100%	1
LAWRENCE GENERAL HOSPITAL			1	100%	1
DIGNITY HEALING LLC			1	100%	1
AMD			1	100%	1
MINUTECLINIC DIAG OF IND LLC #1367		1			1
MINUTECLINIC, LLC, DBA MINUTECLINIC #6		1			1
Village Crest Center for Health & Rehabilitation		1			1
SACRED HEART HEALTH SYSTEM- MIDWIFE PROGRAM			1	100%	1
NEVADA DEPARTMENT OF HEALTH AND HUMAN SERVICES			1	100%	1
BEAUFORT MEMORIAL			1	100%	1
SERENADES BY SONATA		1			1
SOUTH FLORIDA BAPTIST HOSPITAL			1	100%	1
Princeton Place			1	100%	1
NORTH SHORE HEMATOLOGY-ONCOLOGY ASSOCI		1			1
SHARON REGIONAL MEDICAL CENTER			1	100%	1
ROAN MOUNTAIN MEDICAL CENTER			1	100%	1
SIGNATURE CARE MEMORIAL CITY			1	100%	1
THE CHILDREN'S HOSPITAL OF PHILADELPHIA		1			1
Lynwood		1			1
PORTSMOUTH REG. HOSPITAL			1	100%	1
Crowne Place Assisted Living		1			1
SEATTLE-KING COUNTY			1	100%	1
LAKE HOWARD HEIGHTS		1			1
PARKWAY REGIONAL MEDICAL CENTER LAB			1	100%	1
SUNY AT STONY BROOK			1	100%	1
Riverside Nursing & Rehabilitation Center		1			1
ADVANCED URGENT CARE CENTER			1	100%	1
TALLAHASSEE MEMORIAL HEALTHCARE			1	100%	1
GOOD SAMARITAN SOCIETY - DE SMET		1			1
ELITE CARE			1	100%	1
COVENANT HEALTH		1			1
MEMORIAL HOSPITAL LOS BANOS			1	100%	1
MEDEXPRESS URGENT CARE - WICHITA, N MAIZE RD		1			1
DOCTORS CARE - GREER		1			1
HOLYOKE MEDICAL CENTER			1	100%	1
BROOKS -TLC HOSPITAL SYSTEM			1	100%	1

COVID-19: testing by laboratory

Data through Dec 28, 2020 verified as of Dec 29, 2020 at 09:25 AM

Data in this report are provisional and subject to change.

The numbers in the table below represent the number of Florida and non-Florida residents for whom test results were received by the Department of Health. A person can be tested by more than one laboratory and can have both positive and negative results. **Therefore, the sum of the numbers in each column will be larger than the total number of people tested.**

Reporting lab	Inconclusive	Negative	Positive	Percent positive	Total
DOCTOR'S IN-HOUSE LAB/COMMUNITY HEALTH CENTERS OF PINELLAS – JOHNNIE R			1	100%	1
Accordius Health at Gastonia			1	100%	1
WHEATON FRANCISCAN LABORATORY			1	100%	1
LAB. CORP. OF AMERICA			1	100%	1
PROVIDENCE HOSPITAL			1	100%	1
SCRIPPS CLINIC MEDICAL			1	100%	1
CROSSROADS URGENT CARE PLLC		1			1
EASTMAN HEALTHCARE & REHAB		1			1
MEDICAL CENTER			1	100%	1
MISSION HOSPITAL			1	100%	1
BAPTIST HOSPITAL LABORATORY			1	100%	1
CLARKSVILLE MANOR INC		1			1
SAINT JOSEPHS HOSPITAL OF ATLANTA			1	100%	1
THYROID SPECIALTY LABORATORY			1	100%	1
METHODISM MIDLOTHIAN MEDICAL CENTER			1	100%	1
ADVENTHEALTH MEDICAL GROUP UROLOGY AT EAST ORLANDO		1			1
ADVANCE GASTROENTEROLOGY			1	100%	1
MINUTE CLINIC DIAG OF IND LLC #8674		1			1
ORMC-ARDEN/EOI			1	100%	1
VELOCITY URGENT CARE			1	100%	1
Manor Care of Dallastown d/b/a ManorCare Health Services - Dallastown		1			1
CLINICAL MICROBIOLOGY LAB FAIRVIEW UNIVERSITY HOSPITAL			1	100%	1
ORLANDO HEALTH PHYSICIAN GROUP			1	100%	1
GENESIS MICROBIOLOGY LAB		1			1
PROGRESSIVE MEDICAL RESEARCH			1	100%	1
Oak Hill Health & Rehabilitation Center			1	100%	1
Bayou Vista Community Care Center			1	100%	1
WINKLER COURT □			1	100%	1
ROCKWALL URGENT CARE			1	100%	1
SPECTRUM LUDINGTON			1	100%	1
JACK M MATHENY II MD			1	100%	1
MEMORIAL HOSPITAL OF TAMPA			1	100%	1
MID-FLORIDA CANCER CENTERS		1			1
VIRGINIA UROLOGY		1			1
OCALA RKC EAST HEMO #1			1	100%	1
STANDIFER PLACE		1			1
PHYSICIANS QUALITY CARE			1	100%	1
MINUTECLINIC DIAGNOSTIC MED GRP OF ORA			1	100%	1
FLORIDA FAMILY LABORATORY		1			1
MINUTECLINIC LLC (1435)		1			1
MINUTE CLINIC INCORPORTE		1			1
MEDEXPRESS URGENT CARE - CONWAY		1			1
SPRINGFIELD HOSPITAL			1	100%	1
MEDERI CARETENDERS VS OF SE FL LLC DBA			1	100%	1
HOLMES FAMILY PRACTICE PA			1	100%	1
LANTANA HC LAB			1	100%	1
PUBLIX PHARMACY #0332		1			1

COVID-19: testing by laboratory

Data through Dec 28, 2020 verified as of Dec 29, 2020 at 09:25 AM

Data in this report are provisional and subject to change.

The numbers in the table below represent the number of Florida and non-Florida residents for whom test results were received by the Department of Health. A person can be tested by more than one laboratory and can have both positive and negative results. **Therefore, the sum of the numbers in each column will be larger than the total number of people tested.**

Reporting lab	Inconclusive	Negative	Positive	Percent positive	Total
ASCENSION ST VINCENT'S MEDICAL CENTER			1	100%	1
SISTERS MISSION			1	100%	1
INNOVATIVE HEALTH DIAGNOSTIC OF CALIFORNIA			1	100%	1
ANDREWS			1	100%	1
FASTCARE LLC			1	100%	1
PLEASANT RIDGE MANOR WEST		1			1
MEDEXPRESS URGENT CARE - BECKLEY		1			1
HANCOCK REGIONAL HOSPITAL		1			1
CLINTON DRUG STORE		1			1
KIDSVILLE PEDIATRICS III PA			1	100%	1
MINUTECLINIC DIAGNOSTIC, PA		1			1
INHEALTH LIFE SCIENCES LLC			1	100%	1
CLINICAL LABORATORY DEPARTMENT			1	100%	1
URGENT DOC -NACOGODOCHES CLINIC			1	100%	1
BODYK			1	100%	1
NATION'S BEST CARE HOME HEALTH			1	100%	1
TIMPANOGOS REGIONAL HOSPITAL			1	100%	1
CARING PROFESSIONAL HEALTH CARE LLC		1			1
MEMORIALCARE LONG BEACH MEDICAL CENTER			1	100%	1
PSL JAX BEACH OPERATIONS LLC			1	100%	1
Oakview Manor Health and Rehab		1			1
IDAHO HEALTH DEPARTMENT			1	100%	1
BHA TITUSVILLE CLINIC			1	100%	1
RIVERTON CBOC			1	100%	1
VANAJA SUREDDI MD PA			1	100%	1
OUCH URGENT CARE			1	100%	1
MEDEXPRESS URGENT CARE - ANDERSON		1			1
MINUTECLINIC DIAGNOSTIC OF OHIO #2964		1			1
SOUTHERN HILLS MEDICAL CENTER			1	100%	1
FLORIDA KEYS PED AND ADOLES CTR			1	100%	1
EXPRESS LAB LIVINGSTON			1	100%	1
INSPIRE HEALTHCARE CENTER			1	100%	1
ONPOINT URGENT CARE			1	100%	1
HAMILTON CI MAIN UNIT ANNEX/ WORK CAMP			1	100%	1
COMMONWEALTH OF VIRGINIA DIVISION OF CONSOLIDATED LABORATORY SERVICES			1	100%	1
WESTON COUNTY HEALTH SERVICES			1	100%	1
SUNCOAST COMMUNITY HEALTH CENTERS INC		1			1
CORPORATION OF AMERICA		1			1
HALIFAX FAMILY HEALTH CENTER			1	100%	1
WARE EXPRESS CARE			1	100%	1
TITUSVILLE CENTER FOR SURGICAL EXCELLENCE LLC		1			1
CARDIAC AND VASCULAR CONSULTANTS MD PA		1			1
STANLY REGIONAL MEDICAL CENTER			1	100%	1
FLORIDA MEDICAL CENTER			1	100%	1
MINUTECLINIC DIAG OF IND, LLC #6648		1			1
AIRPORT CLINIC			1	100%	1
COSTCO PHARMACY #1023			1	100%	1

COVID-19: testing by laboratory

Data through Dec 28, 2020 verified as of Dec 29, 2020 at 09:25 AM

Data in this report are provisional and subject to change.

The numbers in the table below represent the number of Florida and non-Florida residents for whom test results were received by the Department of Health. A person can be tested by more than one laboratory and can have both positive and negative results. **Therefore, the sum of the numbers in each column will be larger than the total number of people tested.**

Reporting lab	Inconclusive	Negative	Positive	Percent positive	Total
SOUTHERN WINDS			1	100%	1
BOSTON MEDICAL CENTER			1	100%	1
LAKE REGIONAL HEALTH			1	100%	1
HAWKEYE CARE CENTER DUBUQUE		1			1
ST LUKES SURGICAL AT THE VILLAGES INC			1	100%	1
NAPHCARE INC		1			1
AFTER HOURS PEDS			1	100%	1
APOPKA FAMILY HEALTH CENTER			1	100%	1
HIBISCUS COURT			1	100%	1
HUDSON REGIONAL HOSPITAL			1	100%	1
BAPTIST HEALTH LEXINGTON			1	100%	1
ORMOND MEDICAL ARTS FAMILY PRACTICE PL			1	100%	1
FRASER MEMORIAL HOSPITAL			1	100%	1
DAYTONA BEACH CENTRA CARE			1	100%	1
NORTHEAST FLORIDA HEALTH SERVICES			1	100%	1
ANY LAB TEST FAST CORP			1	100%	1
SELF REGIONAL HEALTHCARE			1	100%	1
15 TO KNOW			1	100%	1
NHLS		1			1
STEINHATCHEE DRUGS			1	100%	1
UF HEALTH THE VILLAGES			1	100%	1
FIT4LIFE MEDICAL CENTER			1	100%	1
Southwest Louisiana Veterans Home			1	100%	1
HERNANDO CHILDREN'S			1	100%	1
MIAMI CHILDRENS HOSPITAL MIDTOWN OUTPATIENT CENTER			1	100%	1
Remarkable Healthcare Dallas			1	100%	1
MEDICAL LIFE-INC GUIDEWELL EMERGENCY MEDICINE			1	100%	1
ROSECASTLE OF JACKSONVILLE LLC			1	100%	1
COMPASSION PEDIATRICS			1	100%	1
TMH PHYSICIAN PARTNERS			1	100%	1
COLONIAL MEDICAL CENTER-EAST ORLANDO			1	100%	1
NORTHEAST TEXAS DIALYSIS		1			1
BROOKDALE PALM COAST		1			1
MINUTECLINIC DIAGNOSTIC OF OHIO #6139		1			1
CRANES VIEW LODGE			1	100%	1
LSU MEDICAL CENTER			1	100%	1
BIODORON LABORATORIES			1	100%	1
Oakwood - North Baldwins Center for Living		1			1
San Antonio Residence and Rehabilitation Center		1			1
MERITER LABORATORIES			1	100%	1
YOUR KIDS URGENT CARE			1	100%	1
OAKMONTE VILLAGE OF DAVIE			1	100%	1
GENESIS HEALTH SYSTEM			1	100%	1
OMNI HEALTHCARE INC			1	100%	1
LOGAN COUNTY HOSPITAL			1	100%	1
FIVE STAR PREMIER RESIDENCES OF POMPANO BEACH			1	100%	1
Masonic Medical Research Institute			1	100%	1

COVID-19: testing by laboratory

Data through Dec 28, 2020 verified as of Dec 29, 2020 at 09:25 AM

Data in this report are provisional and subject to change.

The numbers in the table below represent the number of Florida and non-Florida residents for whom test results were received by the Department of Health. A person can be tested by more than one laboratory and can have both positive and negative results. **Therefore, the sum of the numbers in each column will be larger than the total number of people tested.**

Reporting lab	Inconclusive	Negative	Positive	Percent positive	Total
BROOKSVILLE REGIONAL HOSPITAL			1	100%	1
ASCENSION ST VINCENT'S - WESTSIDE			1	100%	1
BIOMERIEUX			1	100%	1
MED TECH CLINICAL LABORATORY		1			1
CARE POINT HEALTH AND WELLNESS CENTER		1			1
EH FARGO HOSPITAL LABORATORY			1	100%	1
NORTH SHORE HEMATOLOGY-ONCOLOGY ASSOCIATES		1			1
FLORIDA STATE UNIVERSITY HEALTH SERVICES			1	100%	1
CENTRAL TX URGENT CARE			1	100%	1
DEACONESS URGENT CARE CENTER			1	100%	1
AVERA ST. MARY'S HOSPITAL			1	100%	1
JMC TALLAHASSEE, LLC			1	100%	1
CARSON NURSING AND REHABILITATION CENT		1			1
BAPTIST HOSPITAL EAST			1	100%	1
DECATUR MORGAN HOSPITAL - DECATUR GENE		1			1
CFHC - FROSTPROOF			1	100%	1
BAYFRONT CARDIOVASCULAR ASSOCIATES			1	100%	1
INTEGRATED FAMILY MEDICAL CENTER			1	100%	1
BAPTIST HEALTH EXPRESS CARE			1	100%	1
FAITH FAMILY PRACTICE			1	100%	1
WINCHESTER HOSPITAL			1	100%	1
CQUENTIA NGS, LLC			1	100%	1
CARESPOT - LEE VISTA			1	100%	1
MEDEXPRESS URGENT CARE-BRENTWOOD		1			1
Chateau Living Center			1	100%	1
MEDICAL ASSOCIATES OF BREVARD LLC		1			1
CLERMONT HEALTH DEPARTMENT			1	100%	1
MEDEXPRESS URGENT CARE - WESTFIELD, E MAIN ST			1	100%	1
LAKE BALDWIN			1	100%	1
MEDICAL ASSOCIATES OF CARTER		1			1
DISCOVERY AT HOME, LLC			1	100%	1
WHITE-WILSON MEDICAL CENTER - FORT WALTON BEACH			1	100%	1
ALLIANCE LABORATORY SERVICES			1	100%	1
AVERA SACRED HEART HOSPITAL			1	100%	1
MINUTE CLINIC DIAGNOSTIC OF KANSAS PA		1			1
KETTERING MEDICAL CENTER			1	100%	1
BRANDON REGIONAL EMERGENCY CTR			1	100%	1
Arlington Care Center			1	100%	1
SPECTRUM LABORATORY			1	100%	1
Lab MSMC Hialeah			1	100%	1
COMPASSION PEDIATRIC URGENT CARE LLC			1	100%	1
PROGRESSIVE MEDICAL LAB LLC			1	100%	1
MEDEXPRESS URGENT CARE - BENTONVILLE		1			1
ADVENTHEALTH SENIOR CARE AT ORMOND			1	100%	1
Heritage of Red Cloud		1			1
BAPTIST HOSPITAL EMPLOYEE HEALTH OFF			1	100%	1
GALVESTON COUNTY HEALTH DISTRICT			1	100%	1

COVID-19: testing by laboratory

Data through Dec 28, 2020 verified as of Dec 29, 2020 at 09:25 AM

Data in this report are provisional and subject to change.

The numbers in the table below represent the number of Florida and non-Florida residents for whom test results were received by the Department of Health. A person can be tested by more than one laboratory and can have both positive and negative results. **Therefore, the sum of the numbers in each column will be larger than the total number of people tested.**

Reporting lab	Inconclusive	Negative	Positive	Percent positive	Total
GENESIS FAMILY PRACTICE			1	100%	1
CMC MERCY LABORATORY			1	100%	1
MEDICAL PAVILION CLINIC			1	100%	1
Community Care Center of Heritage House, LLC			1	100%	1
VITAL CARE			1	100%	1
Orchid Cove at Naples			1	100%	1
TEXAS HEALTH ARLINGTON MEMORIAL		1			1
FALKVILLE HEALTHCARE		1			1
OMAHA VA MEDICAL CENTER			1	100%	1
MEMORIAL HOSPITAL WEST			1	100%	1
LAB TEST KENDALL LLC		1			1
MEDEXPRESS URGENT CARE - ROSS TOWNSHIP		1			1
SPORTS MEDICINE CLINIC - U OF WYOMING			1	100%	1
Rio Grande City Nursing and Rehab Center			1	100%	1
OHIO VALLEY MANOR NURSING &		1			1
CITRONELLE HEALTH AND REHABILITATION CENTER		1			1
PEDIATRIC PARTNERS ZEPHYRHILLS			1	100%	1
ADVENTHEALTH PHYSICIAN GROUP - APPLEWOOD			1	100%	1
OMNI HEALTHCARE URGENT CARE			1	100%	1
Smg At Bridgewater Family Medicine		1			1
YUMA REGIONAL MEDICAL CENTER			1	100%	1
LEHIGH MEDICAL AND RESEARCH CENTER, INC			1	100%	1
MEDEXPRESS URGENT CARE - TOPEKA, SW WANAMAKER RD		1			1
MEDONE URGENT CARE			1	100%	1
KINGWOOD EMERGENCY HOSPITAL			1	100%	1
Good Samaritan Society - Albion		1			1
MINUTECLINIC DIAG OF IND, LLC #5369		1			1
ALABAMA REFERENCE LAB			1	100%	1
UMMC MIDTOWN CAMPUS			1	100%	1
Summit Medical Group Morristown Oncology		1			1
ADVENTHEALTH HOSPICE CARE CENTRAL FLORIDA		1			1
PCR DIAGNOSTICS			1	100%	1
ROBERTS WESLEYAN COLLEGE HEALTH CENTE		1			1
MINUTECLINIC LLC #5157			1	100%	1
ARIZONA STATE LABORATORY			1	100%	1
Parkside Manor		1			1
CHP COVID-19 (TX)			1	100%	1
QC LABORATORY			1	100%	1
PRIMECARE AT PORT ORANGE			1	100%	1
FAMILY PRACTICE ASSOCIATES		1			1
ADVANCED LABORATORY SERVICES			1	100%	1
CARESPOT URGENT CARE		1			1
Consulate Health Care of Tallahassee			1	100%	1
Brio of Johnston		1			1
TENNOVA ER - SANGO			1	100%	1
RM PHARMACY SERVICES INC		1			1
GOOD SAMARITAN HOSPITAL			1	100%	1

COVID-19: testing by laboratory

Data through Dec 28, 2020 verified as of Dec 29, 2020 at 09:25 AM

Data in this report are provisional and subject to change.

The numbers in the table below represent the number of Florida and non-Florida residents for whom test results were received by the Department of Health. A person can be tested by more than one laboratory and can have both positive and negative results. **Therefore, the sum of the numbers in each column will be larger than the total number of people tested.**

Reporting lab	Inconclusive	Negative	Positive	Percent positive	Total
MEDEXPRESS URGENT CARE - WEXFORD		1			1
ALL CARE URGENT CARE			1	100%	1
CONVENIENT MEDICAL AND HEALTH SERVICES			1	100%	1
ST FRANCIS MEDICAL CENTER			1	100%	1
WAKULLA COUNTY HEALTH DEPARTMENT	1				1
MORNINGSIDE NURSING AND REHABILITATION	1				1
MEA PRIMARY CARE PLUS BYRAM			1	100%	1
INNOVATIVE CARE II LLC			1	100%	1
ILLINOIS DEPT OF PUBLIC HEALTH LABS			1	100%	1
DE TAR HOSPITAL			1	100%	1
HACKENSACK UNIVERSITY MEDICAL CENTER	1				1
ADVENTHEALTH MEDICAL GROUP COMMUNITY MEDICINE			1	100%	1
AVON PARK CLUSTER	1				1
SOUTH DADE NURSING & REHABILITATION CENTER			1	100%	1
PROVIDENCE PORTLAND MEDICAL CENTER	1				1
MINUTECLINIC DIAGNOSTIC OF WISCONSIN,	1				1
ACN PHYSICIANS GROUP CORP			1	100%	1
OPTIONS FOR SENIORS INC DBA PALM KREST MANOR	1				1
Rehab Select of Talladega	1				1
KEY WEST BRANCH MEDICAL CLINIC			1	100%	1
WALKIN MEDICAL URGENT CARE,NEW CITY			1	100%	1
REGIONAL MEDICAL CENTER BAYONET POINT			1	100%	1
ENVOY OF FORK UNION, LLC DBA ENVOY AT THE VILLAGE	1				1
MINUTECLINIC DIAGNOSTIC OF NORTH CAROLINA PC #5341	1				1
FLORIDA DEPARTMENT OF HEALTH PALM BEACH COUNTY			1	100%	1
LABORATORY COPRORATION OF AMERICA			1	100%	1
EVANS FAMILY CARE PA			1	100%	1
LIFE CARE CENTER OF HILTON HEAD	1				1
CAH ACQUISITION COMPANY 11 LLC			1	100%	1
THE INTERNAL MEDICAL GROUP	1				1
DOYLESTOWN HOSPITAL			1	100%	1
BLACK STALLION WALK IN AND EXERCISE CLINICS LLC	1				1
TMH URGENT CARE CENTER			1	100%	1
MERCY GENERAL HOSPITAL			1	100%	1
MEDICAL ASSOCIATES OF PINELLAS - LAB			1	100%	1
GSM OCED Subsection			1	100%	1
BRISTOL REGINAL MEDICAL CENTER			1	100%	1
HEALTH GUAGE			1	100%	1
US LABORATORIES			1	100%	1
LAKE VIEW COURT		1			1
Raleigh Center (WV)			1	100%	1
MRMC LAB MICRO			1	100%	1
SHANDS JACKSONVILLE CLINICAL CENTER			1	100%	1
WELLCARE URGENT CARE			1	100%	1
WALGREENS #06025		1			1
MINUTECLINIC DIAGNOSTIC OF NEVADA #87		1			1
MANASOTA PEDIATRICS			1	100%	1

COVID-19: testing by laboratory

Data through Dec 28, 2020 verified as of Dec 29, 2020 at 09:25 AM

Data in this report are provisional and subject to change.

The numbers in the table below represent the number of Florida and non-Florida residents for whom test results were received by the Department of Health. A person can be tested by more than one laboratory and can have both positive and negative results. **Therefore, the sum of the numbers in each column will be larger than the total number of people tested.**

Reporting lab	Inconclusive	Negative	Positive	Percent positive	Total
C V S / PHARMACY #833		1			1
Alden North Shore			1	100%	1
MC DIAGNOSTIC OF CONNECTICUT, PC #1043		1			1
MANATEE MEMORIAL HOSPITAL CLINICAL LABORATORY			1	100%	1
UMHC HOLLYWOOD LABORATORY			1	100%	1
MINUTECLINIC DIAGNOSTIC OF TN, PC 6438		1			1
MEDEXPRESS URGENT CARE - LEOMINSTER		1			1
SOUTH FLORIDA PEDIATRIC PARTNERS			1	100%	1
UNIVERISTY OF MIAMI			1	100%	1
DIXITKUMAR N MODI MD PA			1	100%	1
FAMILY PRACTICE OF CENTRAL FLORIDA PA			1	100%	1
CHIPOLA QUICK CARE			1	100%	1
DIXIE COUNTY EMERGENCY SERVICES			1	100%	1
SEBRING PEDIATRICS LLC			1	100%	1
Cerenity Senior Care-White Bear Lake		1			1
Crisp Regional Nursing and Rehab Center		1			1
TENNOVA HEALTHCARE - CLEVELAND			1	100%	1
BAPTIST HEALTH MEDICAL PLAZA			1	100%	1
WEST VIRGINIA UNIVERSITY HOSPITALS			1	100%	1
RCP OF MEMORIAL WEST			1	100%	1
ENCOMPASS HEALTH REHABILITATION HOSPITAL OF LARGO			1	100%	1
PRECISION CLINICAL RESEARCH			1	100%	1
SPARTANBURG REGIONAL MEDICAL CENTER			1	100%	1
ALLEGANY COUNTY DEPARTMENT OF HEALTH		1			1
ManorCare Rehabilitation Center- Decatur		1			1
WALGREENS # 12338		1			1
Ash Flat Healthcare and Rehabilitation Center			1	100%	1
OVIEDO CHILDRENS HEALTH CENTER LLC		1			1
BLOOMINGDALE PEDIATRIC ASSOCIATES PA			1	100%	1
CONTINENTAL HOME HEALTH CARE INC			1	100%	1
MINUTECLINIC DIAGNOSTIC OF MAINE, LLC			1	100%	1
PUBLIX PHARMACY #1114			1	100%	1
MERCY – NORTH IOWA			1	100%	1
ONslow COUNTY HEALTH DEPARTMENT			1	100%	1
NEW YORK STATE DEPARTMENT OF HEALTH			1	100%	1
BAYFRONT HEAL WOUND CARE AND HYPERBARIC CENTER			1	100%	1
LabCorp L#09258295 M#09258285			1	100%	1
PEACHEALTH LABORATORIES		1			1
Wedgewood Manor		1			1
The Center at Centennial			1	100%	1
OMNICARE PHARMACY OF TEXAS 1, LP		1			1
NABI		1			1
CHRISTUS SPOHN HOSPITAL			1	100%	1
FRESENIUS KIDNEY CARE FORT WALTON BEACH			1	100%	1
GAMMA HEALTHCARE, INC		1			1
GADSDEN FAMILY PRACTICE		1			1
Kroger - KRO01100688			1	100%	1

COVID-19: testing by laboratory

Data through Dec 28, 2020 verified as of Dec 29, 2020 at 09:25 AM

Data in this report are provisional and subject to change.

The numbers in the table below represent the number of Florida and non-Florida residents for whom test results were received by the Department of Health. A person can be tested by more than one laboratory and can have both positive and negative results. **Therefore, the sum of the numbers in each column will be larger than the total number of people tested.**

Reporting lab	Inconclusive	Negative	Positive	Percent positive	Total
UNIVERSITY OF MIAMI PRIMARY CARE SITE UMHC 3039			1	100%	1
CLEVELAND HEARTLAB			1	100%	1
HEALTHQUEST, INC			1	100%	1
SIGNATURE CARE MIDLAND			1	100%	1
MID-FLORIDA PATHOLOGY LLC		1			1
BERKSHIRE MEDICAL CENTER			1	100%	1
MAINE HEALTH AND ENVIRONMENTAL TESTING LABORATORY			1	100%	1
Hackensack Univ Medical Center At Pasc		1			1
AURORA CONSOLIDATED LABORATORY			1	100%	1
Buena Vista Care Center		1			1
LIFESPAN HEALTH - SELMER		1			1
A.G. Rhodes		1			1
CARSON NURSING AND REHABILITATION CENTER		1			1
ST MARY'S OF SAGINAW		1			1
ATRIA TAMARAC			1	100%	1
FLORIDA MEDICAL CLINIC, LLC			1	100%	1
FLORIDA MEDICAL CLINIC PA GI			1	100%	1
MID-FLORIDA PATHOLOGY LLC - MOBILE UNIT # 3			1	100%	1
SKYRIDGE CLINICAL ASSOCIATES		1			1
MOUNT SINAI AVENTURA DIAGNOSTIC CENTER			1	100%	1
MURFREESBORO MEDICAL CLINIC		1			1
Niles Nursing and Rehab. Center		1			1
HEALTH CARE SERVICES LC			1	100%	1
CAROMONT HEALTH			1	100%	1
HAWAII DEPARTMENT OF HEALTH LAB			1	100%	1
FAST PACE MEDICAL CLINIC PLLC		1			1
FLORIDA DEPARTMENT OF HEALTH IN LEE COUNTY			1	100%	1
ADVANCE MD CARE			1	100%	1
ROSE HAVEN NURSING CENTER		1			1
Livingston County Center for Nursing and Rehabilitation		1			1
ORLANDO FAMILY PHYSICIANS			1	100%	1
REELFOOT FAMILY WALK-IN CLINIC		1			1
JS HEALTHCARE			1	100%	1
STATE OF FLORIDA			1	100%	1
SOUTH FLORIDA URGENT CARE CENTERS, LLC			1	100%	1
EAST COAST INSTITUTE FOR RESEARCH LLC			1	100%	1
Lemont Nursing and Rehab Center			1	100%	1
MINIUTECLINIC DIAG OF IND, LLC #6553		1			1
OSF ST JOSEPH MEDICAL CENTER			1	100%	1
BOLLES SCHOOL, THE			1	100%	1
ARDEN COURTS OF SEMINOLE			1	100%	1
RHODE ISLAND DEPARTMENT OF HEALTH LABORATORIES			1	100%	1
AMI ST FRANCIS HOSPITAL LABORATORY			1	100%	1
Senatobia Healthcare & Rehab		1			1
LUVERNE HEALTH AND REHABILITATION		1			1
CERMAK HEALTH SERVICES			1	100%	1
DUKE UNIVERSITY POINT OF CARE TESTING PROGRAM			1	100%	1

COVID-19: testing by laboratory

Data through Dec 28, 2020 verified as of Dec 29, 2020 at 09:25 AM

Data in this report are provisional and subject to change.

The numbers in the table below represent the number of Florida and non-Florida residents for whom test results were received by the Department of Health. A person can be tested by more than one laboratory and can have both positive and negative results. **Therefore, the sum of the numbers in each column will be larger than the total number of people tested.**

Reporting lab	Inconclusive	Negative	Positive	Percent positive	Total
ADVANCED RESEARCH AND DIAGNOSTIC LABORATORY UNIVERSITY OF MINNESOTA			1	100%	1
LAKE COMMUNITY ACTION AGENCY		1			1
PALM BEACH GARDENS MEDICAL CENTER			1	100%	1
SUMMERFIELD PAIN MANAGEMENT			1	100%	1
NDX-CORE LAB			1	100%	1
BEAUMONT REFERENCE LABORATORY			1	100%	1
LRGHEALTHCARE		1			1
HENRICO DOCTOR'S LABORATORY			1	100%	1
MEDSTAR HEALTH URGENT CARE			1	100%	1
IVAN, MAYA			1	100%	1
PROGENESIS INC			1	100%	1
AZALEALAND NURSING HOME		1			1
Ravenwood Speciality Care		1			1
Dulles Health and Rehab Center		1			1
Manassas Health & Rehab			1	100%	1
RAPID CITY REGIONAL HOSPITAL -579 ATTN. LABORATORY		1			1
CLINCLOUD, LLC			1	100%	1
University Plaza Rehabilitation and Nursing			1	100%	1
BMC/NASSAU			1	100%	1
CRESTAR LABS			1	100%	1
DOCTORS HEARING			1	100%	1
PARKLAND HEALTH & HOSPITAL			1	100%	1
ST MARYS MEDICAL CENTER			1	100%	1
SUPERKIDS PEDIATRICS			1	100%	1
CROSSROADS URGENT CARE DBA URGENT TEA		1			1
NHC Chattanooga			1	100%	1
HENRY FORD HOSPITAL			1	100%	1
UNIVERSITY OF SOUTH FLORIDA			1	100%	1
MY URGENT CARE CLINIC			1	100%	1
MINUTE CLINIC LLC #1448		1			1
ACCOMPLISHED HOME CARE		1			1
MINUTECLINIC DIAGNOSTIC OF SC, LLC #7		1			1
BAYMEADOWS PEDIATRIC CARE		1			1
PREMIER PEDIATRICS			1	100%	1
RIVIERA BEACH HEALTH CENTER LAB			1	100%	1
ARTHREX MEDICAL CENTER EAST			1	100%	1
MEDEXPRESS URGENT CARE - SPRINGFIELD, COOLEY ST		1			1
MEMORIAL HERMANN HOSPITAL			1	100%	1
INDIANA STATE DEPARTMENT OF HEALTH CLINIC MICROBIOLOGY		1			1
MINUTECLINIC DIAG OF IND, LLC #6250		1			1
NASSAU UNIVERSITY MEDICAL CENTER DEPT		1			1
ALPHA 1 ANTITRYPSIN RESEARCH PROGRAM			1	100%	1
CELEBRATION HOSPITAL			1	100%	1
HARBOUR ISLAND PEDIATRICS LLC			1	100%	1
PALMETTO PRIMARY CARE PHYSICIANS			1	100%	1
ENZO LABS INC			1	100%	1
GENESEE COUNTY HEALTH DEPARTMENT		1			1

COVID-19: testing by laboratory

Data through Dec 28, 2020 verified as of Dec 29, 2020 at 09:25 AM

Data in this report are provisional and subject to change.

The numbers in the table below represent the number of Florida and non-Florida residents for whom test results were received by the Department of Health. A person can be tested by more than one laboratory and can have both positive and negative results. **Therefore, the sum of the numbers in each column will be larger than the total number of people tested.**

Reporting lab	Inconclusive	Negative	Positive	Percent positive	Total
WESLEY MEDICAL CENTER			1	100%	1
C A R E S		1			1
ST CATHERINE HOSPITAL LABORATORY			1	100%	1
DONALSONVILLE HOSPITAL			1	100%	1
GIBSON AREA PRIMARY CARE			1	100%	1
PULSE MEDICAL GROUP INC			1	100%	1
ST. PETERSBURG PEDIATRICS-SEMINOLE			1	100%	1
Diversicare of Smyrna		1			1
HUMILITY OF MARY HEALTH PARTNERS			1	100%	1
SONNI'S PEDIATRICS			1	100%	1
Central Park Healthcare & Rehabilitation Center		1			1
HENRY FORD WEST BLOOMFIELD HOSPITAL			1	100%	1
STAMFORD HOSPITAL			1	100%	1
SUMMIT LABORATORY			1	100%	1
DEVLIN MANOR NURSING AND REHABILITATION		1			1
HEART HOSPITAL OF LAFAYETTE: EMERGENCY ROOM			1	100%	1
MEDEXPRESS URGENT CARE - BENTON		1			1
TERRELL URGENT CARE			1	100%	1
UPSON REGIONAL MEDICAL CENTER			1	100%	1
SMITH NORTHVIEW HOSPITAL LAB			1	100%	1
Harris Hill Nursing Facility		1			1
STARLING AT NOCATEE			1	100%	1
MARQUETTE GENERAL HOSPITAL			1	100%	1
UNIVERSITY OF NORTH CAROLINA HOSPITALS			1	100%	1
NFRC CLINICAL LAB			1	100%	1
YOUR HEALTH PEDIATRICS			1	100%	1
MARYLAND DEPARTMENT OF HEALTH AND MENTAL HYGIENE			1	100%	1
FLORIDA CLINICAL LABORATORY INC DBA			1	100%	1
LAKE PEDIATRICS			1	100%	1
West Bay of Tampa Center			1	100%	1
VA OUTPATIENT PHARMACY			1	100%	1
DIVERSICARE OF BIG SPRINGS		1			1
RIVERSIDE REGIONAL MED CENTER			1	100%	1
HALIFAX HEALTH PRIMARY CARE			1	100%	1
BAYCARE OUTREACH LAB WH SOUTH			1	100%	1
RHODE ISLAND DEPARTMENT OF HEALTH			1	100%	1
FRESENIUS MEDICAL CARE			1	100%	1
Falmouth By The Sea			1	100%	1
441 URGENT CARE CENTER - BROWNWOOD			1	100%	1
TREASURE COAST MEDICAL CONCIERGE LLC			1	100%	1
LP ELIZABETHTON		1			1
ADVANCED MEDICAL RESEARCH CENTER LLC			1	100%	1
ST. MICHAEL'S ELITE HOSPITAL			1	100%	1
PEDIATRIC ASSOCIATES - MIAMI LAKES		1			1
CEPERO PEDIATRICS PA			1	100%	1
CULVER CITY URGENT CARE			1	100%	1
BASCOM PALMER-MICRO LAB			1	100%	1

COVID-19: testing by laboratory

Data through Dec 28, 2020 verified as of Dec 29, 2020 at 09:25 AM

Data in this report are provisional and subject to change.

The numbers in the table below represent the number of Florida and non-Florida residents for whom test results were received by the Department of Health. A person can be tested by more than one laboratory and can have both positive and negative results. **Therefore, the sum of the numbers in each column will be larger than the total number of people tested.**

Reporting lab	Inconclusive	Negative	Positive	Percent positive	Total
Metairie Healthcare Center			1	100%	1
Sears Coastal Nursing and Rehab		1			1
CITRUS HEALTH NETWORK INC			1	100%	1
MC DIAGNOSTIC OF CONNECTICUT, PC #114		1			1
THOMAS HOSPITAL			1	100%	1
WALGREENS 6221			1	100%	1
PREMIER FAMILY AND SPORTS MEDICINE LLC			1	100%	1
LIFE CARE CENTER OF SKAGIT VALLEY		1			1
Community Compassion Center of Batesville			1	100%	1
WMC HEALTH GROUP OF KISSIMMEE LLC			1	100%	1
MIAMI-DADE COUNTY HEALTH DEPT.		1			1
Cornerstone at the Ranch		1			1
WATERBURY HOSPITAL REFERENCE LAB			1	100%	1
TANGLEWOOD MANOR		1			1
SIMMONS			1	100%	1
PALM BEACH COUNTY HEALTH DEPT.			1	100%	1
NASSAU COUNTY HEALTH DEPARTMENT		1			1
MINUTECLINIC DIAGNOSTIC MEDICAL		1			1
SENDER RETREAT ADULT DAY CARE CENTERS			1	100%	1
TAMPA URGENT CARE			1	100%	1
VAULT MEDICAL SERVICES			1	100%	1
PHYSICIANS PREMIER			1	100%	1
BRANDON OUTREACH CLINIC			1	100%	1
PROGRESS PHARMACY INC			1	100%	1
CFCH - FROSTPROOF			1	100%	1
ROYAL PALM PEDIATRICS			1	100%	1
PEBBLEBROOK PHARMACY		1			1
EXCEL URGENT CARE OF NJ			1	100%	1
ASHLEY CLINICAL DIAGNOSTIC LABORATORY			1	100%	1
MINUTECLINIC DIANOSTIC OF VIRGINIA, LL		1			1
HERNANDO COUNTY HEALTH DEPT			1	100%	1
JOSEPH SCHENKER MD PC		1			1
QUEST DIAGNOSTICS CLINICAL LABORATORIES INC		1			1
CHESAPEAKE REGIONAL MEDICAL CENTER			1	100%	1
COOPER CLINIC			1	100%	1
HCL LABORATORIES			1	100%	1
MINUTE-CLINIC DIAGNOSTIC OF VIRGINIA,		1			1
Cortland Acres Association		1			1
GEORGE WASHINGTON UNIVERSITY HOSPITAL			1	100%	1
CHILDRENS SPECIALIST PEDIATRIC PULMMOLOGY &			1	100%	1
FRUITVILLE URGENT CARE			1	100%	1
VIVEX/UMTB BIOMEDICAL			1	100%	1
HOUSTON METHODIST HOSPITAL			1	100%	1
MID FLORIDA COMMUNITY SERVICES			1	100%	1
SANTA MONICA CA-UCLA MC			1	100%	1
HEALTHCARE ASSOCIATES OF IRVING, LLP			1	100%	1
SAINT BARNABAS MEDICAL CENTER		1			1

COVID-19: testing by laboratory

Data through Dec 28, 2020 verified as of Dec 29, 2020 at 09:25 AM

Data in this report are provisional and subject to change.

The numbers in the table below represent the number of Florida and non-Florida residents for whom test results were received by the Department of Health. A person can be tested by more than one laboratory and can have both positive and negative results. **Therefore, the sum of the numbers in each column will be larger than the total number of people tested.**

Reporting lab	Inconclusive	Negative	Positive	Percent positive	Total
CHI ST. LUKE'S HEALTH BCM MEDICAL CENTER			1	100%	1
Portsmouth Health and Rehab			1	100%	1
MINUTECLINIC INCORPORATE, LLC		1			1
MEDICAL CONSULTANTS OF FLORIDA, LLC			1	100%	1
TAMPA GENERAL MEDICAL GROUP LABORATORY HEALTHPARK			1	100%	1
FLAGLER CARE CENTER			1	100%	1
Good Samaritan Society Waukon		1			1
DEPARTMENT OF HEALTH AND ENVIRONMENTAL CONTROL			1	100%	1
ARDEN COURTS OF LELY PALMS			1	100%	1
Imperial Healthcare Centre			1	100%	1
SHAH			1	100%	1
PENSACOLA PATHOLOGY		1			1
RAMBAM URGENT CARE			1	100%	1
PATHOLOGYT & LAB MEDICINE SERVICES			1	100%	1
ARCADIA DIALYSIS CENTER			1	100%	1
BAPTIST HEALTH SURGERY CENTER			1	100%	1
CRUSADER COMMUNITY HEALTH			1	100%	1
ST VINCENT'S AMBULATORY CARE INC			1	100%	1
NEW ERA COMMUNITY HEALTH CENTER LLC		1			1
SYNERGENE LABORATORY			1	100%	1
MINUTE CLINIC DIAGNOSTIC OF VIRGINIA, LLC #6292		1			1
TEVAPHARM			1	100%	1
HALEYVILLE HEALTH CARE CENTER		1			1
COMMUNITY MEDICAL CENTER-ORANGE CITY		1			1
LEGACY AT HIGHWOODS PRESERVE		1			1
QUALITY CLINICAL LAB LLC			1	100%	1
WALGREENS 9627			1	100%	1
UNIVERSITY URGENT CARE			1	100%	1
CAREWELL 203			1	100%	1
JOHN D. ARCHBOLD MEMORIAL HOSPITAL			1	100%	1
CAREWELL URGENT CARE FITCHBURG			1	100%	1
MINNESOTA DEPARTMENT OF HEALTH LABORATORY			1	100%	1
NORTH MIAMI BEACH SURGICAL CENTER			1	100%	1
CARENOW URGENT CARE – SPRING			1	100%	1
MINUTECLINIC DIAGNOSTIC OF TN, PC 6304		1			1
IZ MEDICAL		1			1
BROOKS REHAB			1	100%	1
GATEWAY HEALTHCARE, PC			1	100%	1
NORTH BROWARD MEDICAL CENTER			1	100%	1
LUMICO LIFE INSURANCE COMPANY		1			1
GUIDEWELL EMERGENCY MEDICINE DOCTORS LLC			1	100%	1
The Palms Nursing and Rehabilitation		1			1
SOUTHERN BREEZE HEALTHCARE			1	100%	1
WINTER GARDEN CHILDREN'S HEALTH CENTERS			1	100%	1
POPLAR HEALTHCARE			1	100%	1
WillowBrooke Court at Westminster Village		1			1
HAYS CLINICAL LAB			1	100%	1

COVID-19: testing by laboratory

Data through Dec 28, 2020 verified as of Dec 29, 2020 at 09:25 AM

Data in this report are provisional and subject to change.

The numbers in the table below represent the number of Florida and non-Florida residents for whom test results were received by the Department of Health. A person can be tested by more than one laboratory and can have both positive and negative results. **Therefore, the sum of the numbers in each column will be larger than the total number of people tested.**

Reporting lab	Inconclusive	Negative	Positive	Percent positive	Total
UHS BINGHAMTON GENERAL			1	100%	1
UMASS MEMORIAL/MARLBORO HOSPITAL			1	100%	1
LEHIGH REGIONAL WOUND CENTER			1	100%	1
MID FLORIDA BIOLOGICALS			1	100%	1
ATHENS LIMESTONE HOSPITAL		1			1
MEDEXPRESS URGENT CARE SHADYSIDE		1			1
Sanford Health & Rehabilitation			1	100%	1
FHCP ASC - ORANGE CITY			1	100%	1
ST.ELIZABETH HEALTH CENTER	1				1
CVS MINUTE CLINIC DIAGNOSTIC PA #3060		1			1
MINUTECLINIC, LLC #7139		1			1
NEWTON MEMORIAL HOSPITAL		1			1
CARTERSVILLE MEDICAL CENTER			1	100%	1
Flagler Health and Rehabilitation			1	100%	1
MEDEX CLINIC LLC			1	100%	1
BRIDGE DIAGNOSTICS			1	100%	1
PINELLAS CHD - CLEARWATER			1	100%	1
FLORIDA PRIMARY CARE AND SPORTS MEDICINE INC			1	100%	1
MINUTECLINIC, LLC #07852		1			1
MEDEXPRESS URGENT CARE - LINCOLN N 26T		1			1
NONA MEDICAL ARTS		1			1
ORLANDO PHYSICIAN NETWORK		1			1
MEDEXPRESS URGENT CARE - HADLEY		1			1
CLEVELAND CLINIC OHIO LABORATORIES			1	100%	1
LIFELINK TRANSPLANT INSTITUTE LAB			1	100%	1
STEPHENS COUNTY HOSPITAL			1	100%	1
OHIOHEALTH URGENT CARE			1	100%	1
FLORIDA CLINICAL RESEARCH CENTER, LLC			1	100%	1
HOME DOCS		1			1
KIDSVILLE PEDIATRICS IV PA		1			1
CHOTA COMMUNITY HEALTH SERVICES		1			1
NEW YORK CITY DEPARTMENT OF HEALTH			1	100%	1
LADY OF THE SEA HOSPITAL LAB			1	100%	1
JOHNSON & JOHNSON VISION CARE-VISTAKON			1	100%	1
RIDGEFIELD PEDIATRIC ASSOCIATES		1			1
MEDEXPRESS URGENT CARE - SOMERSET TOWNSHIP		1			1
RIVERSIDE COUNTY PUBLIC HEALTH LABORATORY			1	100%	1
PALM COAST DRAW STATION/AMERICAN HEALTH ASSOCIATES		1			1
HOLLAND COMMUNITY HOSPITAL		1			1
REFERENCE LABORATORY			1	100%	1
Lenox on the Lake			1	100%	1
MINUTECLINIC DIAG OF IND, LLC #6697		1			1
UCH LAB			1	100%	1
OCALA REGIONAL DIALYSIS- NORTH			1	100%	1
RIGHT AT HOME			1	100%	1
FAYETTE MEDICAL CENTER LAB		1			1
SIGNATURE CARE COLLEGE STATION			1	100%	1

COVID-19: testing by laboratory

Data through Dec 28, 2020 verified as of Dec 29, 2020 at 09:25 AM

Data in this report are provisional and subject to change.

The numbers in the table below represent the number of Florida and non-Florida residents for whom test results were received by the Department of Health. A person can be tested by more than one laboratory and can have both positive and negative results. **Therefore, the sum of the numbers in each column will be larger than the total number of people tested.**

Reporting lab	Inconclusive	Negative	Positive	Percent positive	Total
HORIZON MEDICAL CENTER			1	100%	1
EAST TENNESSEE STATE UNIVERSITY		1			1
OLEAN GENERAL HOSPITAL		1			1
LABONE		1			1
HOME AIDE SVC OF EASTERN NY INC D/B/A		1			1
GOSHEN HOSPITAL			1	100%	1
SANITAS RESEARCH LLC			1	100%	1
Memorial Health Care Center			1	100%	1
MOUNT SINAI MEDICAL CENTER OF FLORIDA, INC			1	100%	1
HEARTLAND REGIONAL MEDICAL CENTER		1			1
MONMOUTH MEDICALC ENTER		1			1
MEDERI CARETENDERS			1	100%	1
2504-HOMEWOOD		1			1
ATHENA PLASTIC SURGERY		1			1
NEW HORIZON PRIMARY CARE LLC			1	100%	1
SAN JOSE CLINIC		1			1
Vi at Aventura		1			1
BUFFALO VAMC			1	100%	1
NEW YORK UNIVERSITY MEDICAL CENTER			1	100%	1
MINUTE CLINIC OF KANSAS PA			1	100%	1
LABORATORIO BUENA SALUD			1	100%	1
CENTRAL CAROLINA HOSPITAL			1	100%	1
WATERTOWN URGENT CARE		1			1
DOCTORS AFTER HOURS URGENT CARE CENTER			1	100%	1
LIFELINK TISSUE BANK D/B/A LIFELINK TISSUE BANK		1			1
OCALA FAMILY MEDICAL CENTER		1			1
COVE AT THE MARBELLA,THE			1	100%	1
UNLIMITED MEDICAL SERVICES OF FL PL DBA		1			1
WILTON MANORS HEALTH & REHABILITATION CENTER			1	100%	1
POMPANO BEACH ARTIFICIAL KIDNEY CENTER			1	100%	1
COBLESKILL REGIONAL HOSPITAL		1			1
HYDE PARK MEDICAL CENTER		1			1
HEALTHPARK MEDICAL CTR NURSING SVC		1			1
SACRED HEART MEDICAL CENTER			1	100%	1
Avera Sr. James Care Center		1			1
UMASS MEMORIAL MEDICAL CENTER, INC		1			1
ASSOCIATES MD MEDICAL GROUP INC			1	100%	1
SUMTER COUNTY HEALTH DEPARTMENT			1	100%	1
WEST COAST CLINICAL LABS INC			1	100%	1
CONWAY MEDICAL CENTER			1	100%	1
CROSS CREEK HEALTH CARE		1			1
NIBHA MEDIRATTA MD PL			1	100%	1
NHC HealthCare St. Charles		1			1
PEDIATRICS URGENT CARE, LLC			1	100%	1
SIDDH INC DBA SAN CARLOS PHARMACY			1	100%	1
BROOKDALE OF SPRING HILL		1			1
AUGUSTA HEALTH CLINICAL LABORATORY			1	100%	1

COVID-19: testing by laboratory

Data through Dec 28, 2020 verified as of Dec 29, 2020 at 09:25 AM

Data in this report are provisional and subject to change.

The numbers in the table below represent the number of Florida and non-Florida residents for whom test results were received by the Department of Health. A person can be tested by more than one laboratory and can have both positive and negative results. **Therefore, the sum of the numbers in each column will be larger than the total number of people tested.**

Reporting lab	Inconclusive	Negative	Positive	Percent positive	Total
LIBERTY HEALTH CENTER			1	100%	1
CLEVELAND CLINIC AKRON GENERAL			1	100%	1
ALBANY MEDICAL CENTER			1	100%	1
RENOWN REGIONAL MEDICAL CENTER			1	100%	1
Sherwood Oaks Health Center			1	100%	1
HOUSTON DEPARTMENT OF HEALTH AND HUMAN SERVICES			1	100%	1
LAKEVIEW REGIONAL HOSPITAL			1	100%	1
LAUREL POINT CARE ACQUISITION LLC DBA SANDGATE GARDENS REHAB AND NURSI			1	100%	1
UF KANAPAHA LAB BEAKER		1			1
COLLIER ANESTHESIA PAIN LLC		1			1
MARTIN HEALTH PHYSICIAN GROUP			1	100%	1
PANCARE HEALTH - HOSFORD SCHOOL			1	100%	1
NORTH FLORIDA CHILD DEVELOPMENT, INC			1	100%	1
MEDEXPRESS URGENT CARE, HERMITAGE			1	100%	1
BUENA VIDA ESTATES			1	100%	1
Waddell Nursing & Rehab Center		1			1
LAKELAND MEDICAL CENTER			1	100%	1
MEDEXPRESS URGENT CARE - LOGAN		1			1
MINUTE CLINIC DIAGNOSTICS OF IN, LLC #6252		1			1
CENTRAL FLORIDA HOSPITALIST			1	100%	1
GOLDING-GRANADO MEDICAL ASSOCIATES		1			1
MOSAIC MEDICAL CENTER MARYVILLE			1	100%	1
Peninsula Nursing and Rehabilitation Center		1			1
ADVANCED INDIVIDUALIZED MEDICINE OF NAPLES			1	100%	1
NORTHERN KENTUCKY HEALTH DEPARTMENT			1	100%	1
FLORIDA DEPARTMENT OF HEALTH IN ESCAMBIA COUNTY		1			1
SPRINGHILL SENIOR RESIDENCE		1			1
MINUTECLINIC, LLC #1492		1			1
PHYSICIANS IMMEDIATE CARE			1	100%	1
CVS HEALTH MINUTE CLINIC			1	100%	1
GEORGETOWN URGENT CARE			1	100%	1
Autumn Care of Suffolk		1			1
UPMC NORTHWEST HOSPITAL			1	100%	1
DIVERSE MEDICAL CARE LLC			1	100%	1
Longwood Community Living Center		1			1
MEDICAL ASSOCIATES OF THE SHOALS		1			1
Parkview Care Center			1	100%	1
ODYSSEY HEALTH CARE OF MARION COUNTY LLC		1			1
MINUTECLINIC DIAGNOSTICS OF IND LLC			1	100%	1
AMERICAN LAB LLC		1			1
XPRESS URGENT CARE		1			1
METRO HEALTH HOSPITAL LABORATORY		1			1
BROOKDALE FORT MYERS LAKES PARK			1	100%	1
WALGREENS #10308		1			1
MINUTECLINIC LLC (2335)		1			1
ALIMETRIX INC		1			1
FLORIDA EPIDEMIOLOGY PROGRAM			1	100%	1

COVID-19: testing by laboratory

Data through Dec 28, 2020 verified as of Dec 29, 2020 at 09:25 AM

Data in this report are provisional and subject to change.

The numbers in the table below represent the number of Florida and non-Florida residents for whom test results were received by the Department of Health. A person can be tested by more than one laboratory and can have both positive and negative results. **Therefore, the sum of the numbers in each column will be larger than the total number of people tested.**

Reporting lab	Inconclusive	Negative	Positive	Percent positive	Total
Alden Lincoln Park			1	100%	1
VALLEY MEDICAL LABORATORY			1	100%	1
MINUTE CLINIC DIAGNOSTIC OF TN PC #64		1			1
GUIDEWELL EMERGENCY MEDICINE DOCTORS LLC #33			1	100%	1
PALM BEACH DIABETES & ENDOCRINE SPECIALISTS PA			1	100%	1
CARE STATION MEDICAL GROUP		1			1
MINUTECLINIC #2797		1			1
HIGHLANDS URGENT CARE			1	100%	1
HEALGEN SCIENTIFIC			1	100%	1
FHPG_EXP CARE W HILLSBOROUGH			1	100%	1
VALLEY HOSPITAL MEDICAL CENTER		1			1
Chestnut Ridge Nursing & Rehab		1			1
CHIEFLAND MEDICAL CENTER			1	100%	1
WINDSOR WOODS REHAB & HEALTHCARE CTR			1	100%	1
FREEPORT ER DOX URGENT CARE		1			1
Mill Valley Care Center		1			1
Florida Baptist Retirement Center		1			1
FLORIDA HOSPITAL LAB			1	100%	1
POETS WALK SARASOTA			1	100%	1
KAISER PERMANENTE REGIONAL REFERENCE LABORATORY		1			1
Luther Acres Manor		1			1
LAURELLWOOD NURSING CENTER		1			1
ALLEGHENY GENERAL HOSPITAL			1	100%	1
LOUISIANA STATE LAB			1	100%	1
Maple Lane Nursing Home		1			1
ORDRS, INC.			1	100%	1
CLEARWATER PAIN MANAGEMENT ASSOCIATES			1	100%	1
NICKLAUS CHILDREN'S DORAL OUTPATIENT CENTER			1	100%	1
Signature Healthcare of Georgetown		1			1
EVENTIDE LUTHERAN HOME		1			1
PARK AVENUE PEDIATRICS PC		1			1
JUPITER PEDIATRIC ASSOCIATES, PA			1	100%	1
BL DIAGNOSTICS LLC			1	100%	1
SHELBYVILLE HOSPITAL COMPANY		1			1
PALM SPRINGS GENERAL HOSPITAL			1	100%	1
MINUTECLINIC DIAGNOSTIC OF TN PC #442		1			1
ADVENTHEALTH MEDICAL GROUP ADULT AND SENIOR HEALTH			1	100%	1
LIFE CARE CENTER OF GWINNETT		1			1
HIGHLANDS CLINICAL LABORATORY			1	100%	1
ALLIED PEDIATRICS & FAMILY MEDICINE			1	100%	1
PRIME CARE FAMILY MEDICINE			1	100%	1
WEILL CORNELL MEDICAL ASSOCIATES - EAST SIDE		1			1
PUTNAM CO HOSPITAL-D/B/A ASBURY TOWERS		1			1
MEDEXPRESS URGENT CARE - LINCOLN		1			1
HABANA HEALTH CARE CENTER			1	100%	1
SANTA BARABARA ALF LLC (THE WINDSOR)			1	100%	1
CENTRAL FL INTERNAL MEDICINE ASSOCIATES LLC		1			1

COVID-19: testing by laboratory

Data through Dec 28, 2020 verified as of Dec 29, 2020 at 09:25 AM

Data in this report are provisional and subject to change.

The numbers in the table below represent the number of Florida and non-Florida residents for whom test results were received by the Department of Health. A person can be tested by more than one laboratory and can have both positive and negative results. **Therefore, the sum of the numbers in each column will be larger than the total number of people tested.**

Reporting lab	Inconclusive	Negative	Positive	Percent positive	Total
KEY WEST HMA PHYSICIAN MANAGEMENT, LLC			1	100%	1
Kindred Hospital South Florida Hollywood SNU			1	100%	1
KENDALL PEDIATRICS PARTNERS LLC			1	100%	1
SOUTH BEND MEDICAL FOUNDATION			1	100%	1
LIFEGUARD AMBULANCE SERVICE LLC - BAY COUNTY			1	100%	1
OAKWOOD HOSPITAL - SOUTHSORE			1	100%	1
SHANNON CLARK OD, PA			1	100%	1
MOUNT SINAI MEDICAL CENTER AVENTURA ER			1	100%	1
TENNESSEE VALLEY HCS			1	100%	1
CVS MINUTE CLINIC #5836		1			1
SAINT JOSEPH'S HOSPITAL AND MEDICAL CENTER		1			1
JACKSONVILLE STATEFL			1	100%	1
CYPRESS VILLAGE REHAB CENTER		1			1
MEMORIAL HERMANN SOUTHWEST HOSPITAL			1	100%	1
NITIN BAWA PROFESSIONAL ASSOCIATES			1	100%	1
SANDBAY URGENT CARE			1	100%	1
EASTERN FLORIDA STATE COLLEGE - PALM BAY CAMPUS□			1	100%	1
MINUTECLINIC DIAGNOSTICS OF OKLAHOMA		1			1
GOSHEN MEDICAL CENTER			1	100%	1
REEVES COUNTY HOSPITAL DISTRICT			1	100%	1
UNIVERSITY OF BALTIMORE WASHINGTON MEDICAL CENTER			1	100%	1
SOUTHWOOD HEALTHCARE CENTER		1			1
TALLAHASSEE PRIMARY CARE ASSOCIATES PA			1	100%	1
MINUTECLINIC DIAGNOSTIC OF TEXAS LLC		1			1
PINEVILLE PHARMACY			1	100%	1
COVID TESTING LLC			1	100%	1
HEALTH FIRST MEDICAL GROUP LLC			1	100%	1
GIFFORD MEMORIAL HOSPITAL		1			1
HAVEN CUSTEAD CARE CENTER			1	100%	1
PARRISH MEDICAL GROUP			1	100%	1
ARLINGTON ADULT RESIDENTIAL FACILITY, INC			1	100%	1
MEDEXPRESS URGENT CARE, LANCASTER WEST		1			1
BAYCARE OUTREACH LAB AT NEW TAMPA			1	100%	1
XSTREMEMD			1	100%	1
The Pines at Poughkeepsie Center for Nursing and Rehabilitation		1			1
MERITUS MEDICAL CENTER			1	100%	1
CARESOUTH HHA HOLDINGS OF THE TREASURE COAST LLC			1	100%	1
SILVERMAN			1	100%	1
Kroger - KR070300083			1	100%	1
SHELL POINT HOME HEALTH			1	100%	1
WALKONCLINIC			1	100%	1
TMH PHYSICIAN PARTNERS QUINCY			1	100%	1
BOULDER COMMUNITY HOSPITAL			1	100%	1
PHYSICIANS URGENT CARE			1	100%	1
Seal Rock Healthcare		1			1
FRESENIUS KIDNEY CARE DUNEDIN			1	100%	1
PHYSICIAN ASSOCIATES, LLC			1	100%	1

COVID-19: testing by laboratory

Data through Dec 28, 2020 verified as of Dec 29, 2020 at 09:25 AM

Data in this report are provisional and subject to change.

The numbers in the table below represent the number of Florida and non-Florida residents for whom test results were received by the Department of Health. A person can be tested by more than one laboratory and can have both positive and negative results. **Therefore, the sum of the numbers in each column will be larger than the total number of people tested.**

Reporting lab	Inconclusive	Negative	Positive	Percent positive	Total
CONSOLIDATED			1	100%	1
COLLINS NURSING HOME		1			1
MEDAC AT PORTERS NECK			1	100%	1
MINUTECLINIC DIAGNOSTIC OF NEW MEXICO LLC #7552		1			1
ADVENTHEALTH MEDICAL GROUP SENIOR HEALTH AT			1	100%	1
MISSOURI DEPARTMENT OF HEALTH AND SENIOR SERVICES - STATE PH LAB		1			1
WIREGRASS MEDICAL CENTER			1	100%	1
LEE MEMORIAL HOSPITAL OUTPATIENT SURGERY CENTER			1	100%	1
FLORIDA DEPARTMENT OF HEALTH SEMINOLE COUNTY		1			1
CLINIC OF PEDIATRICS & GI MEDICINE INC			1	100%	1
OCCUPATIONAL HEALTH CENTER		1			1
ALTA BATES SUMMIT MEDICAL CENTER CLINICAL LAB			1	100%	1
SEACOAST PATHOLOGY PROFESSIONAL ASSOC		1			1
BRUCE S WEST MD			1	100%	1
MEDICAL ARTS LABORATORY			1	100%	1
HARRINGTON PARK HEALTH AND REHAB		1			1
BOSTON PUBLIC HEALTH COMMISSION			1	100%	1
Robert Wood Johnson University Hospital			1	100%	1
REGIONAL MEDICAL LABORATORY			1	100%	1
Carington Park			1	100%	1
DEVANSH LAB WERKS		1			1
FLEMING ISLAND CENTER FOR CLINICAL RESEARCH		1			1
EDGAR PRICE FAMILY & CHILDREN HEALTHCARE CENTER			1	100%	1
MEMORIAL HEALTH SYSTEM		1			1
EASTSIDE MEDICAL CLINIC		1			1
DSI LABORATORIES-NAPLES-7TH			1	100%	1
MEDTOWN PHARMACY			1	100%	1
NASSAU COUNTY HEALTH DEPARTMENT-FERNANDINA BEACH C		1			1
FAMILY MEDICINE MEDICAL DRIVE		1			1
COLONIAL VILLA GOOD SAMARITAN CENTER		1			1
MARION COUNTY HEALTH DEPARTMENT			1	100%	1
DOC PAM PA		1			1
SANTA ROSA PEDIATRICS			1	100%	1
FLORIDA HOSPITAL ORMOND BEACH			1	100%	1
STONECREST MEDICAL CENTER		1			1
LEE MEMORIAL HOSPITAL BLOOD GAS LAB			1	100%	1
BLANCHARD VALLEY HOSPITAL LABORATORY			1	100%	1
ADVANCED URGENT CARE PLLC		1			1
VA OPTOMETRY CLINIC			1	100%	1
THE HEART HOSPITAL BAYLOR PLANO			1	100%	1
BAPTIST EMERGENCY HOSPITAL KELLY			1	100%	1
Redwood Springs Healthcare			1	100%	1
STUART SURGERY CENTER, LLC			1	100%	1
Villa Maria			1	100%	1
Florence Home		1			1
PASCO COUNTY HEALTH DEPARTMENT			1	100%	1
NORTH SHORE MEDICAL CENTER - SALEM HOSPITAL			1	100%	1

COVID-19: testing by laboratory

Data through Dec 28, 2020 verified as of Dec 29, 2020 at 09:25 AM

Data in this report are provisional and subject to change.

The numbers in the table below represent the number of Florida and non-Florida residents for whom test results were received by the Department of Health. A person can be tested by more than one laboratory and can have both positive and negative results. **Therefore, the sum of the numbers in each column will be larger than the total number of people tested.**

Reporting lab	Inconclusive	Negative	Positive	Percent positive	Total
Mercy Manor Transition Center			1	100%	1
CLIFTON-FINE HOSPITAL LABORATORY		1			1
MEDEXPRESS URGENT CARE PORT HURON		1			1
C V S / PHARMACY #4396		1			1
Bolingreen Health and Rehabilitation		1			1
PLANT CITY FAMILY CARE		1			1
INTERNAL MEDICINE GROUP OF CENTRAL FLORIDA			1	100%	1
TAYLOR MANOR		1			1
VISTA DEL SOL MED ASSOC		1			1
LAKEVIEW HEALTH CARE SYSTEM LLC			1	100%	1
CHILDREN'S MEDICAL CENTER-EAST ORLANDO			1	100%	1
SWEDISH COVENANT HOSPITAL			1	100%	1
Bivins Pointe			1	100%	1
DESERT HOSPITAL/CPHU CLINICAL LABORATORY			1	100%	1
ACCESS HEALTH CARE PHYSICIANS LLC			1	100%	1
MINUTECLINIC DIAGNOSTIC OF RHODE ISLAN		1			1
GATEWAY LABORATORIES		1			1
PUBLIC HEALTH LABORATORIES			1	100%	1
CARENOW URGENT CARE-HENDERSONVILLE		1			1
SARASOTA MEMORIAL HOSPITAL		1			1
PROMPT CARE OF CENTRAL FLORIDA LLC			1	100%	1
SOUTH MIAMI HOSPITAL			1	100%	1
BORINQUEN HEALTH CENTER			1	100%	1
PEDIATRIC ASSOCIATES - JACKSONVILLE			1	100%	1
El Paso Health Care Center			1	100%	1
EAST END PEDIATRICS		1			1
ST JOHNS PEDIATRICS PA		1			1
Henry County Health and Rehabilitation		1			1
ST VINCENTS AMBULATORY CARE INC			1	100%	1
MEDEXPRESS URGENT CARE- COLUMBIA HEIGH		1			1
INTERMOUNTAIN MEDICAL CENTER			1	100%	1
LAS PALMAS MEDICAL CENTER			1	100%	1
PHYSICIANS PRIMARY CARE LEHIGH PEDS			1	100%	1
EXCEPTIONAL EMERGENCY CENTER			1	100%	1
NEMOURS CHILDREN'S PRIMARY CARE			1	100%	1
MEDEXPRESS URGENT CARE - LAWRENCE		1			1
CORDOVA FAMILY PRACTICE			1	100%	1
PALMA CEIA MED GROUP-SWANN		1			1
ST JOSEPHS HOSPITAL SOUTH HOSPITAL			1	100%	1
CVS HEALTH, #5962		1			1
CAROLINAS HEALTHCARE SYSTEM LAB			1	100%	1
DORAL KIDNEY CENTER			1	100%	1
UNIVERSITY OF MIAMI MILLER SCHOOL			1	100%	1
ULTIMATE ANALYSIS LABORATORY			1	100%	1
OPTIMAL MEDICINE INC		1			1
TRUCARE LIVING CENTERS - SELMA			1	100%	1
BIOLOGICAL AND CHEMICAL EMERGENCIES LABORATORY			1	100%	1

COVID-19: testing by laboratory

Data through Dec 28, 2020 verified as of Dec 29, 2020 at 09:25 AM

Data in this report are provisional and subject to change.

The numbers in the table below represent the number of Florida and non-Florida residents for whom test results were received by the Department of Health. A person can be tested by more than one laboratory and can have both positive and negative results. **Therefore, the sum of the numbers in each column will be larger than the total number of people tested.**

Reporting lab	Inconclusive	Negative	Positive	Percent positive	Total
BRONSON METHODIST HOSPITAL			1	100%	1
BLUFFTON HEALTH CENTER			1	100%	1
LAKELAND REGIONAL HEALTH PABLO			1	100%	1
WELLOW URGENT CARE-OSWEGO			1	100%	1
MEDCARE QUALITY MEDICAL CENTER LLC			1	100%	1
WELLMED AT APOLLO BEACH BLVD			1	100%	1
MOORE CLINICAL RESEARCH INC			1	100%	1
SMITH KLINE			1	100%	1
ANY LAB TEST NOW JACKSONVILLE		1			1
Lutheran Community at Telford		1			1
HARMONY HEALTHCARE ORLANDO INC		1			1
HEALTH ALLIANCE			1	100%	1
FLORHAM PARK ENDOSCOPY CENTER		1			1
ENCOMPASS HEALTH HOME HEALTH		1			1
RIVERSIDE METHODIST HOSPITAL LAB			1	100%	1
MEDEXPRESS URGENT CARE - LITTLE ROCK		1			1
DAVITA DIALYSIS-NORTH			1	100%	1
MIDWAY SPECIALTY CARE CENTER INC		1			1
LCMC LAB SUBSECTION		1			1
Victory Health and Rehabilitation			1	100%	1
EDWARD HOSPITAL			1	100%	1
ELLIS HOSPITAL URGENT CARE CENTER LAB		1			1
WINSHIPS PHARMACY INC		1			1
DEPARTMENT OF HEALTH/ NEW YORK			1	100%	1
IRA FIALKO DO			1	100%	1
CATHEDRAL GERONTOLOGY CENTER DBA CATHEDRAL CARES			1	100%	1
MILFORD REGIONAL HOSPITAL			1	100%	1
Ramsey Village		1			1
VETERANS AFFAIRS MEDICAL CENTER - EAST ORANGE			1	100%	1
COASTAL SKIN SURGERY AND DERMATOLOGY PL		1			1
CAREHERE HUDSON BAY			1	100%	1
ARIZA WELLNESS CARE LLC			1	100%	1
WEST DADE PEDIATRICS			1	100%	1
DIAGNOSTIC & MEDICAL SPECIALISTS OF GREENWICH		1			1
ST CLOUD COMPOUNDING PHARMACY & WELLNESS CENTER		1			1
PROVIDENCE ST PETER HOSPITAL		1			1
WALGREEN#12147		1			1
EXPRESS CARE OF THE SHOALS		1			1
ELEMENTS PHARMACY			1	100%	1
THOMASVILLE REGIONAL MEDICAL CENTER		1			1
KANSAS CITY VA MEDICAL CENTER			1	100%	1
WOODHOUSE INC		1			1
JOHN KNOX MANOR INC II			1	100%	1
DR PHILLIPS CENTER FOR WELLNESS		1			1
MEMORIAL HEALTH UNIVERSITY MEDICAL CENTER			1	100%	1
GREENTREE MEDICAL CENTER			1	100%	1
COMMUNITY PHYSICIANS OF NORTH PORT PA			1	100%	1

COVID-19: testing by laboratory

Data through Dec 28, 2020 verified as of Dec 29, 2020 at 09:25 AM

Data in this report are provisional and subject to change.

The numbers in the table below represent the number of Florida and non-Florida residents for whom test results were received by the Department of Health. A person can be tested by more than one laboratory and can have both positive and negative results. **Therefore, the sum of the numbers in each column will be larger than the total number of people tested.**

Reporting lab	Inconclusive	Negative	Positive	Percent positive	Total
BRIAN C GRINER MD LLC			1	100%	1
NORTHEAST PEDIATRICS			1	100%	1
BASCOM PALMER EYE INSTITUTE			1	100%	1
FLAGLER COUNTY BOARD OF COUNTY COMMISSIONERS			1	100%	1
Waters of Covington		1			1
CAREWELL JW - WORCESTER LNC			1	100%	1
FLAGLER PROFESSIONAL HEALTH CARE SERVICES INC		1			1
RIVERSIDE MEDICAL CENTER		1			1
Heartland of Perrysburg		1			1
Manorcare Health Services West Reading North		1			1
MINUTECLINIC DIAGNOSTIC OF OKLAHOMA			1	100%	1
APS-SUMMIT CARE PHARMACY, LLC DBA OMNICARE		1			1
BAPTIST HOSPITAL OF MIAMI MCI BROWARD LABORATORY			1	100%	1
NORDX			1	100%	1
TRAVIS LEE THOMPSON MD			1	100%	1
MINUTECLINIC DIAGNOSTIC, PA #10252		1			1
STEWART FLORIDA ALF, INC			1	100%	1
DUKE HEALTH REGIONAL HOSPITAL			1	100%	1
UNIVERSITY OF MARYLAND PATHOLOGY ASSOCIATES			1	100%	1
Long Beach Care Center			1	100%	1
LEXINGTON PLACE SENIOR LIVING COMMUNITY		1			1
TWIN			1	100%	1
WATERS EDGE ELEMENTARY SCHOOL			1	100%	1
Jersey City Medical Center		1			1
BROOKSHIRE, THE			1	100%	1
PARK AVENUE DERMATOLOGY NORTH			1	100%	1
HOWELL BRANCH COURT			1	100%	1
COMMUNICABLE DISEASE CONTROL/PUBLIC HEALTH EMERGENCY PREPAREDNESS			1	100%	1
Caldwell Care		1			1
UNITED HEALTHCARE			1	100%	1
NEW ERA HEALTH CENTER INC		1			1
DERMDX, DIV OF AURORA DIAGNOSTICS/BERNHARDT LAB		1			1
PALM WEST INTERNIST PA			1	100%	1
SANTA CLARA VALLEY MEDICAL CENTER			1	100%	1
MDS PHARMA SERVICES		1			1
HAVASU REGIONAL MEDICAL CENTER			1	100%	1
CVS HEALTH, #2043		1			1
ALLIED PHYSICIANS GROUP		1			1
Monument Health Strugis Care Center		1			1
USC VERDUGO HILLS HOSPITAL			1	100%	1
ST. VINCENT HOSPITAL			1	100%	1
Vibrallife of El Paso Rehabilitation Center			1	100%	1
Iron County Medical Care Facility		1			1
THE EDGEWATER AND WATERMAN VILLAGE			1	100%	1
Regency Square			1	100%	1
TITUS REGIONAL MEDICAL CENTER			1	100%	1
NEW JERSEY			1	100%	1

COVID-19: testing by laboratory

Data through Dec 28, 2020 verified as of Dec 29, 2020 at 09:25 AM

Data in this report are provisional and subject to change.

The numbers in the table below represent the number of Florida and non-Florida residents for whom test results were received by the Department of Health. A person can be tested by more than one laboratory and can have both positive and negative results. **Therefore, the sum of the numbers in each column will be larger than the total number of people tested.**

Reporting lab	Inconclusive	Negative	Positive	Percent positive	Total
PARTNERS IN PRIMARY CARE		1			1
APOLLOMDX LLC			1	100%	1
OCALA REGIONAL KIDNEY CENTER EAST			1	100%	1
MEDEXPRESS-DOVER		1			1
UNIVERSITY COMMUNITY HEALTH SERVICES			1	100%	1
BROOKDALE PENSACOLA		1			1
ADVENTHEALTH MEDICAL GROUP OBSTETRICS			1	100%	1
LANCASHIRE HALL NURSING AND REHABILITATION CENTER		1			1
CVS MINUTE CLINIC DIAG OF IND, LLC #6549		1			1
SUN CLINICAL LABORATORIES			1	100%	1
MINUTECLINIC MINUTECLINIC #8505		1			1
JOSHUA E CHESIR MD		1			1
SUNCREST OMNI		1			1
SURGERY CENTER, THE			1	100%	1
HUNEYCUTT FAMILY PRACTICE			1	100%	1
JACKSON MADISON CO. GEN. HOSPITAL			1	100%	1
STEWART MEDICAL GROUP INC			1	100%	1
RICHICHI FAMILY HEALTH			1	100%	1
OAKMONT WEST- GREENVILLE SC		1			1
ORCHID TERRACE		1			1
EMERGENCY CARE SERVICES LAB AT JFK MEDICAL CENTER			1	100%	1
WINDSOR MANOR			1	100%	1
FLORIDA SCHOOL FOR THE DEAF AND THE BLIND			1	100%	1
BEAUMONT HOSPITAL			1	100%	1
LITTLE FALLS HOSPITAL LABORATORY		1			1
MEMORIAL HOSPITAL - BELLEVILLE			1	100%	1
VISTA LAKE ASSISTED LIVING			1	100%	1
JAX FAMILY CARE		1			1
Mountain View Manor			1	100%	1
PRINCIPLE DIAGNOSTICS LLC			1	100%	1
NEIGHBORCARE PHARMACY SERVICES		1			1
BRIDGEWATER PARK ASSISTED LIVING LLC			1	100%	1
DEPARTMENT OF HEALTH SERVICES			1	100%	1
SOUTH LAKE FAMILY HEALTH CENTER			1	100%	1
SOUTHWOOD NURSING & RETIREMENT CENTER		1			1
SYNEOS HEALTH			1	100%	1
Greystone Health Care Center		1			1
CANDLER HOSPITAL			1	100%	1
WELLMED AT FORT PIERCE		1			1
Arch Plaza Nursing and Rehabilitation Center			1	100%	1
EAST FL CORE LAB			1	100%	1
ER NEAR ME HULEN		1			1
HAMILTON CHD		1			1
NORTH RIVER FAMILY HEALTH CENTER			1	100%	1
ROYAL OAK MEDICAL CENTER LLC DBA CHARACTER FAMILY			1	100%	1
DAVID LAWRENCE CENTER INC			1	100%	1
MEDEXPRESS URGENT CARE - FORT SMITH		1			1

COVID-19: testing by laboratory

Data through Dec 28, 2020 verified as of Dec 29, 2020 at 09:25 AM

Data in this report are provisional and subject to change.

The numbers in the table below represent the number of Florida and non-Florida residents for whom test results were received by the Department of Health. A person can be tested by more than one laboratory and can have both positive and negative results. **Therefore, the sum of the numbers in each column will be larger than the total number of people tested.**

Reporting lab	Inconclusive	Negative	Positive	Percent positive	Total
WALGREENS 3145			1	100%	1
PELICAN STATE OUTPATIENT CENTER			1	100%	1
TMH CANCER CENTER LABORATORY			1	100%	1
LOUNDY		1			1
Broomall Manor		1			1
WALGREENS #15291		1			1
MT CARMEL PHARMACY INC		1			1
PRACTITIONERS IN MOTION			1	100%	1
Glen Oaks Health and REhabilitation		1			1
NORTHSIDE HOSPITAL DULUTH			1	100%	1
PALMS OF FT MYERS,THE			1	100%	1
LIFELINK OF FLORIDA			1	100%	1
ICARE		1			1
MEDEXPRESS URGENT CARE-MT PLEASANT			1	100%	1
DASCENA LAB			1	100%	1
Trucare Living Centers - Columbus		1			1
DOCTORS MEMORIAL HOSP HOME HEALTH CARE		1			1
MORGAN STANELY HEALTH CENTER		1			1
CAREHERE LLC			1	100%	1
TREASURE COAST PRIMARY CARE		1			1
LITTLE COMPANY OF MARY HOSPITAL			1	100%	1
Eddy Memorial Geriatric Center		1			1
VIRTUA WEST JERSEY HOSPITAL		1			1
ST JOHNS MEDICAL CENTER		1			1
FAIRFIELD MEDICAL CENTER			1	100%	1
KANA MEDICAL			1	100%	1
MALUHIA		1			1
ANSWERS RESOURCE FACILITY		1			1
BLUEWATER TOXICOLOGY			1	100%	1
BAYOU URGENT CARE			1	100%	1
HELGEMO & LIOU PEDIATRICS			1	100%	1
PINNACLE DIALYSIS		1			1
MEMORIAL HEALTHCARE SYSTEM			1	100%	1
Garden View Care Center at Dougherty Ferry		1			1
PENINSULA REGIONAL MED CTR LAB			1	100%	1
SOUTHEASTERN HEALTH FACILITES, INC		1			1
PEDRO L ORTEGA MD PA			1	100%	1
SOUTHWEST ORLANDO FAMILY MEDICINE, PL			1	100%	1
PALM BEACH DIABETES AND ENDOCRINE SPECIALISTS, PA			1	100%	1
OCEAN MEDICAL CENTER		1			1
HIGHLAND PARK LAKEWOOD PRESTON HOLLOW			1	100%	1
AMERICAN HEALTH ASSOCIATES INC			1	100%	1
SPECIALTY DRUG TESTING			1	100%	1
Medicalodges Neosho			1	100%	1
MAINE CENTER FOR DISEASE CONTROL AND PREVENTION			1	100%	1
MEDICAL CENTER OF CENTRAL GEORGIA			1	100%	1
SEASONS HOSPICE AND PALLIATIVE CARE OF			1	100%	1

COVID-19: testing by laboratory

Data through Dec 28, 2020 verified as of Dec 29, 2020 at 09:25 AM

Data in this report are provisional and subject to change.

The numbers in the table below represent the number of Florida and non-Florida residents for whom test results were received by the Department of Health. A person can be tested by more than one laboratory and can have both positive and negative results. **Therefore, the sum of the numbers in each column will be larger than the total number of people tested.**

Reporting lab	Inconclusive	Negative	Positive	Percent positive	Total
PRIMARY CARE GROUP LLC		1			1
UNIV OF NORTH ALABAMA HEALTH CENTER		1			1
MINUTECLINIC, LLC #4682		1			1
Total	60,841	12,081,459	1,653,626	12%	13,795,926