

# COVID-19: summary of cases and monitoring

Data through Dec 26, 2020 verified as of Dec 27, 2020 at 09:25 AM

Data in this report are provisional and subject to change.

Cases: people with positive PCR or antigen test result		Cases: people with positive PCR or antigen test result	
Total cases		Risk factors for Florida residents	
Florida residents	1,250,275	Traveled	10,784
Non-Florida residents	21,704	Contact with a known case	477,180
Type of testing		Traveled and contact with a known case	13,606
Florida residents	1,250,275	Neither	748,705
Positive by BPHL/CDC	47,618	No travel and no contact	152,916
Positive by commercial/hospital lab	1,202,657	Travel is unknown	426,701
PCR positive	1,087,472	Contact is unknown	289,869
Antigen positive	162,803	Contact is pending	263,114
Non-Florida residents	21,704	Travel can be unknown and contact can be unknown or pending for the same case, these numbers will sum to more than the "neither" total.	
Positive by BPHL/CDC	622		
Positive by commercial/hospital lab	21,082		
PCR positive	16,835		
Antigen positive	4,869		
Characteristics			
Florida residents hospitalized	61,459		
Florida resident deaths	21,212		
Non-Florida resident deaths	302		
Hospitalized counts include anyone who was hospitalized at some point during their illness. It does not reflect the number of people currently hospitalized.			
More information on deaths identified through death certificate data is available on the National Center for Health Statistics website at <a href="http://www.cdc.gov/nchs/nvss/vsrr/COVID19/index.htm">www.cdc.gov/nchs/nvss/vsrr/COVID19/index.htm</a> .			

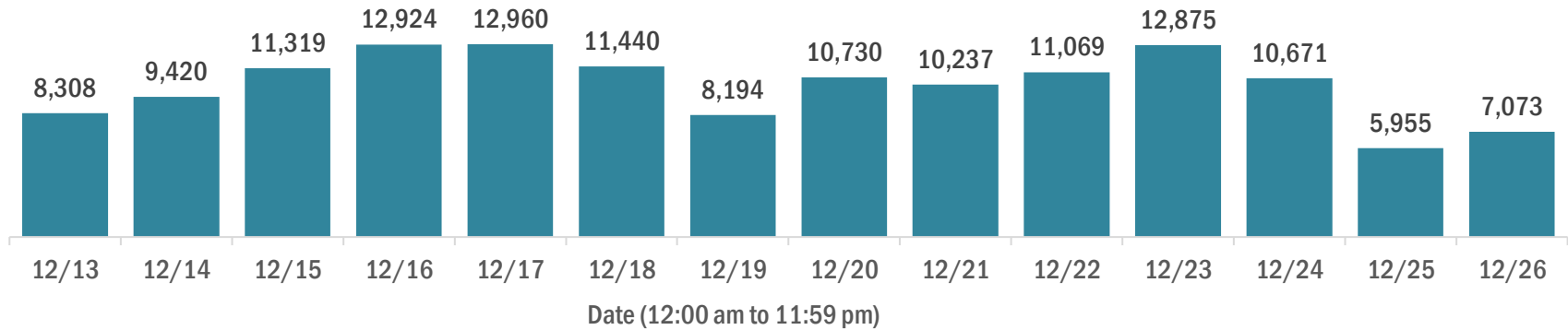
# COVID-19: summary of laboratory testing

Data through Dec 26, 2020 verified as of Dec 27, 2020 at 09:25 AM

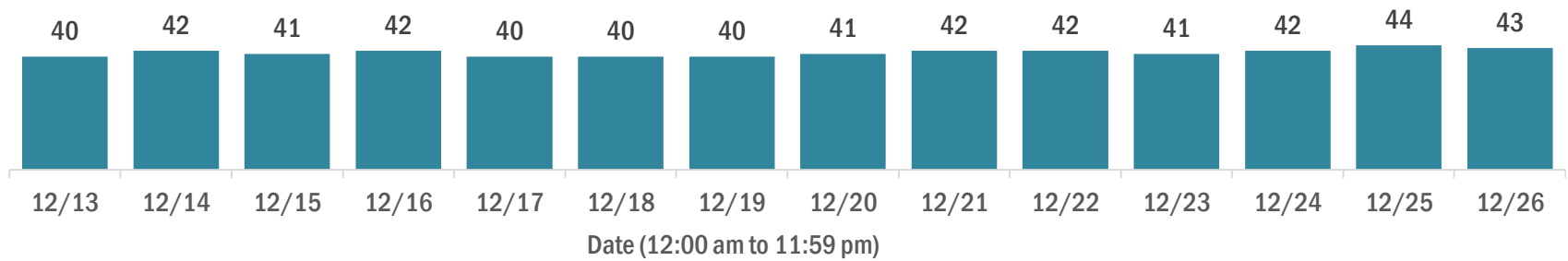
Data in this report are provisional and subject to change.

## Cases in Florida residents per day for the past 2 weeks

### Number of cases per day



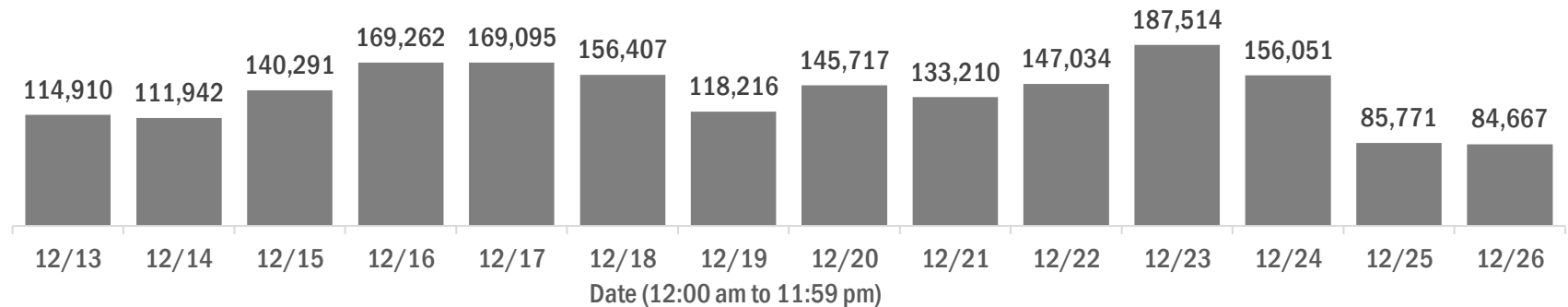
### Median age of cases by day



## Laboratory testing for Florida residents over the past 2 weeks

### Number of Florida residents tested per day

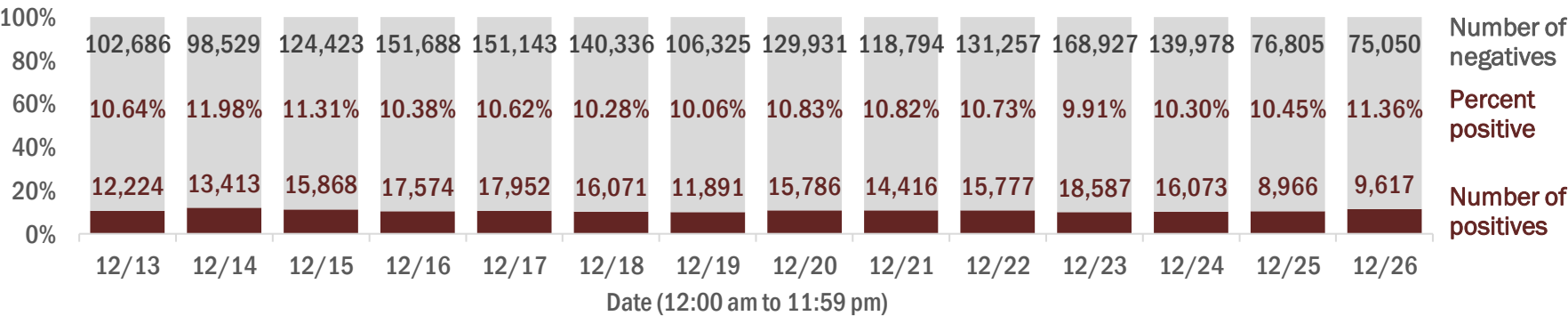
These counts include the number of people for whom the Department received PCR or antigen laboratory results by day. People tested on multiple days will be included for each day a new result was received. A person is only counted once for each day they are tested, regardless of whether multiple specimens are tested or multiple results are received.



### Number and percent of Florida residents with positive test results

The percent of positive results ranged from 9.91% to 11.98% over the past 2 weeks and was 11.36% yesterday.

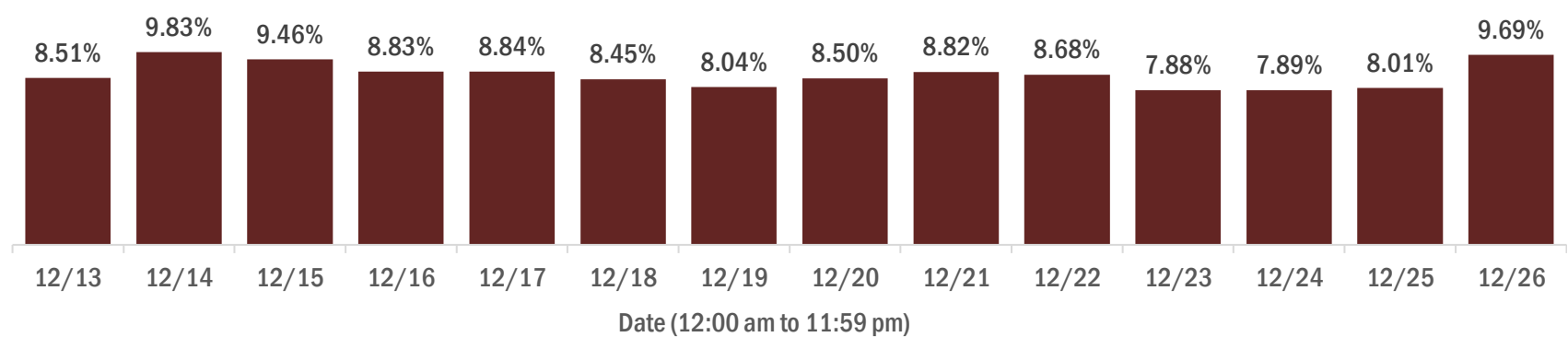
These counts include the number of people for whom the Department received PCR or antigen laboratory results by day. People tested on multiple days will be included for each day a new result was received. A person is only counted once for each day they are tested, regardless of whether multiple specimens are tested or multiple results are received. If a person has a positive specimen and a negative specimen in the same day, only the positive result is counted.



### Percent positivity for new cases in Florida residents

The percent of positive results ranged from 7.88% to 9.83% over the past 2 weeks and was 9.69% yesterday.

This percent is the number of people who test PCR- or antigen-positive for the first time divided by all the people tested that day, excluding people who have previously tested positive.



# COVID-19: characteristics of 1,250,275 Florida resident cases

Data through Dec 26, 2020 verified as of Dec 27, 2020 at 09:25 AM

Data in this report are provisional and subject to change.

Age group	Cases		Hospitalizations		Deaths	
0-4 years	22,442	2%	411	1%	0	0%
5-14 years	65,663	5%	371	1%	5	0%
15-24 years	196,915	16%	1,609	3%	34	0%
25-34 years	225,010	18%	3,262	5%	117	1%
35-44 years	195,997	16%	4,935	8%	347	2%
45-54 years	192,393	15%	7,440	12%	825	4%
55-64 years	163,481	13%	10,672	17%	2,315	11%
65-74 years	101,700	8%	12,471	20%	4,503	21%
75-84 years	56,789	5%	12,017	20%	6,333	30%
85+ years	28,763	2%	8,266	13%	6,733	32%
Unknown	1,122	0%	5	0%	0	0%
Total	1,250,275		61,459		21,212	

Gender	Cases	
Female	647,717	52%
Male	594,330	48%
Unknown	8,228	1%
Total	1,250,275	

Ethnicity	Cases		Hospitalizations		Deaths	
Hispanic	391,414	31%	16,493	27%	5,154	24%
Non-Hispanic	576,392	46%	41,779	68%	14,562	69%
Unknown	282,469	23%	3,187	5%	1,496	7%
Total	1,250,275		61,459		21,212	

Race and ethnicity	Cases		Hospitalizations		Deaths	
White	663,484	53%	39,025	63%	15,126	71%
Hispanic	259,992	21%	11,607	19%	4,086	19%
Non-Hispanic	356,627	29%	26,132	43%	10,319	49%
Unknown	46,865	4%	1,286	2%	721	3%
Black	167,549	13%	13,341	22%	3,696	17%
Hispanic	9,249	1%	550	1%	140	1%
Non-Hispanic	144,532	12%	12,496	20%	3,416	16%
Unknown	13,768	1%	295	0%	140	1%
Other race	175,727	14%	7,188	12%	1,700	8%
Hispanic	90,235	7%	3,922	6%	790	4%
Non-Hispanic	60,241	5%	2,939	5%	763	4%
Unknown	25,251	2%	327	1%	147	1%
Unknown race	243,515	19%	1,905	3%	690	3%
Hispanic	31,938	3%	414	1%	138	1%
Non-Hispanic	14,992	1%	212	0%	64	0%
Unknown	196,585	16%	1,279	2%	488	2%
Total	1,250,275		61,459		21,212	

**Hospitalization** counts include anyone who was hospitalized at some point during their illness. It does not reflect the number of people currently hospitalized. **Other race** includes any person with a race of American Indian/Alaskan native, Asian, native Hawaiian/Pacific Islander, or other.

# COVID-19: deaths in Florida residents and staff of long-term care facilities

Data through Dec 26, 2020 verified as of Dec 27, 2020 at 09:25 AM

Data in this report are provisional and subject to change.

For current cases in residents or staff of long-term care facilities, please visit: <https://floridahealthcovid19.gov/>

County	Deaths		County	Deaths		County	Deaths	
Dade	903	<div></div> 11%	Lake	116	<div></div> 1%	Gadsden	12	<div></div> 0%
Palm Beach	815	<div></div> 10%	Citrus	108	<div></div> 1%	Gilchrist	12	<div></div> 0%
Pinellas	670	<div></div> 8%	Osceola	102	<div></div> 1%	Washington	12	<div></div> 0%
Broward	500	<div></div> 6%	Charlotte	98	<div></div> 1%	Calhoun	10	<div></div> 0%
Hillsborough	448	<div></div> 6%	Indian River	78	<div></div> 1%	Baker	9	<div></div> 0%
Polk	358	<div></div> 4%	Clay	76	<div></div> 1%	Gulf	9	<div></div> 0%
Brevard	291	<div></div> 4%	Jackson	76	<div></div> 1%	Jefferson	9	<div></div> 0%
Lee	291	<div></div> 4%	Leon	62	<div></div> 1%	Lafayette	8	<div></div> 0%
Sarasota	281	<div></div> 3%	Suwannee	56	<div></div> 1%	Holmes	7	<div></div> 0%
Duval	273	<div></div> 3%	St. Johns	53	<div></div> 1%	Desoto	5	<div></div> 0%
Orange	249	<div></div> 3%	Highlands	52	<div></div> 1%	Bradford	4	<div></div> 0%
Volusia	196	<div></div> 2%	Bay	49	<div></div> 1%	Levy	4	<div></div> 0%
St. Lucie	192	<div></div> 2%	Alachua	40	<div></div> 0%	Flagler	3	<div></div> 0%
Marion	187	<div></div> 2%	Columbia	38	<div></div> 0%	Monroe	3	<div></div> 0%
Seminole	185	<div></div> 2%	Sumter	33	<div></div> 0%	Taylor	3	<div></div> 0%
Escambia	163	<div></div> 2%	Nassau	28	<div></div> 0%	Hardee	2	<div></div> 0%
Manatee	152	<div></div> 2%	Santa Rosa	24	<div></div> 0%	Dixie	1	<div></div> 0%
Collier	141	<div></div> 2%	Hendry	20	<div></div> 0%	Liberty	1	<div></div> 0%
Pasco	130	<div></div> 2%	Putnam	20	<div></div> 0%			
Martin	129	<div></div> 2%	Walton	19	<div></div> 0%			
Okaloosa	118	<div></div> 1%	Madison	18	<div></div> 0%			
Hernando	117	<div></div> 1%	Okeechobee	16	<div></div> 0%			
						Total	8,085	

**Note:** cases are summarized by the county of usual residence. Residents and staff may be cases associated with facilities that are not in their county of usual residence, resulting in cases being included below for counties that do not have facilities with known cases.

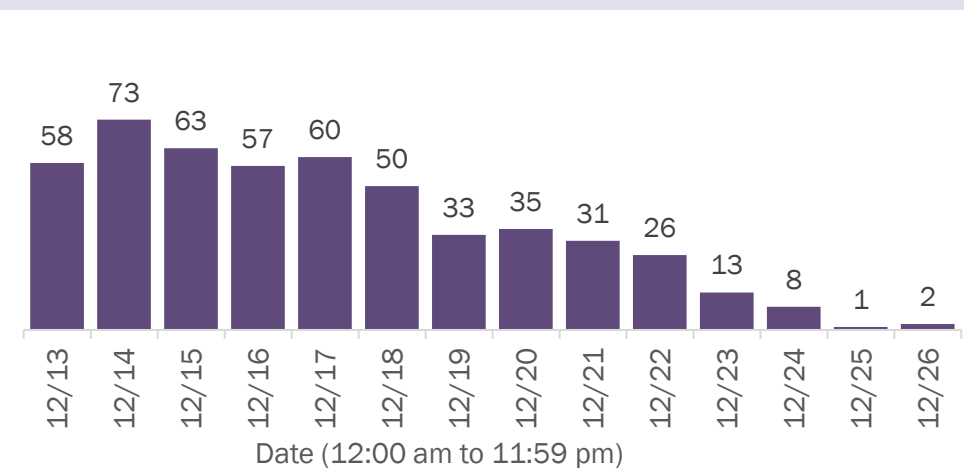
# COVID-19: cases in Florida residents who have died

Data through Dec 26, 2020 verified as of Dec 27, 2020 at 09:25 AM

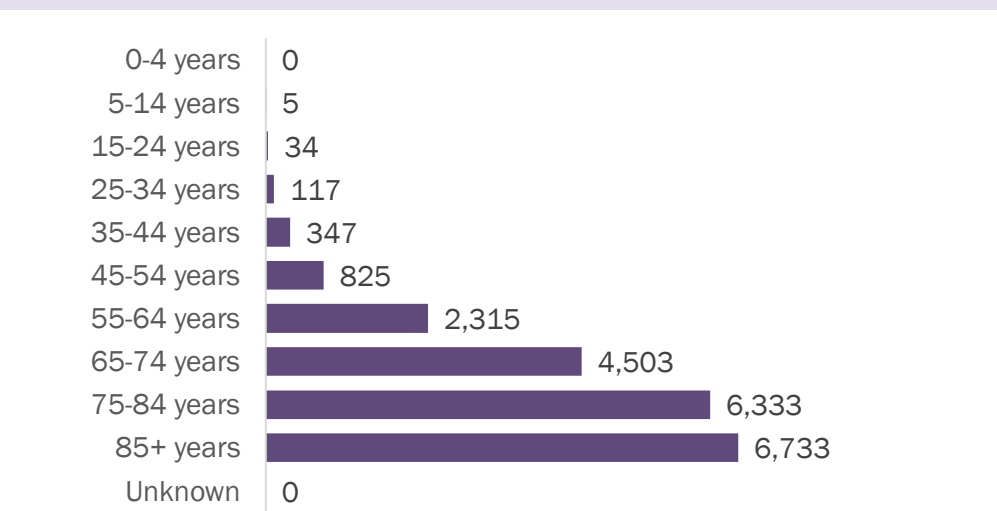
Data in this report are provisional and subject to change.

Demographics for all identified COVID-19 deaths: 21,212

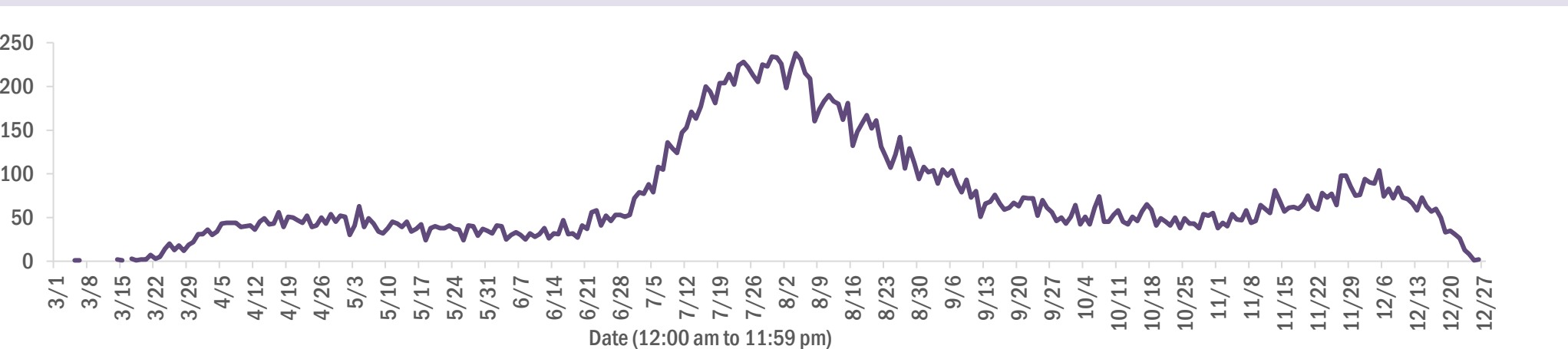
Deaths by date of death for the past 2 weeks



Deaths by age group



Deaths by date of death since March 2020



Age group	Deaths	Cases	Case fatality rate	Mortality rate per 100,000 population
0-4 years	0	22,442	0.0%	0.0
5-14 years	5	65,663	0.0%	0.2
15-24 years	34	196,915	0.0%	1.4
25-34 years	117	225,010	0.1%	4.1
35-44 years	347	195,997	0.2%	13.3
45-54 years	825	192,393	0.4%	29.6
55-64 years	2,315	163,481	1.4%	80.0
65-74 years	4,503	101,700	4.4%	185.6
75-84 years	6,333	56,789	11.2%	451.0
85+ years	6,733	28,763	23.4%	1165.8
Unknown	0	1,122	0.0%	
Total	21,212	1,250,275	1.7%	98.2

Gender	Deaths	Cases	Case fatality rate	Mortality rate per 100,000 population
Female	9,359	647,717	1.4%	84.8
Male	11,853	594,330	2.0%	112.3
Unknown	0	8,228	0.0%	
Total	21,212	1,250,275	1.7%	98.2

Race	Deaths	Cases	Case fatality rate	Mortality rate per 100,000 population
White	15,126	663,484	2.3%	90.6
Black	3,696	167,549	2.2%	101.1
Other	1,700	175,727	1.0%	136.6
Unknown	690	243,515	0.3%	
Total	21,212	1,250,275	1.7%	98.2

Ethnicity	Deaths	Cases	Case fatality rate	Mortality rate per 100,000 population
Hispanic	5,154	391,414	1.3%	90.8
Non-Hispanic	14,562	576,392	2.5%	91.5
Unknown	1,496	282,469	0.5%	
Total	21,212	1,250,275	1.7%	98.2

# COVID-19: characteristics of 1,271,979 cases

Data through Dec 26, 2020 verified as of Dec 27, 2020 at 09:25 AM

Data in this report are provisional and subject to change.

Tables below include cases in Florida residents and non-Florida residents.

All 67 Florida counties have cases:

County	FL resident cases		Non-FL resident cases	Total cases	FL resident deaths	FL death rate
Dade	285,040	<div></div> 23%	3,266	288,306	4,150	1.5%
Broward	131,440	<div></div> 11%	1,457	132,897	1,817	1.4%
Palm Beach	79,100	<div></div> 6%	1,139	80,239	1,860	2.4%
Hillsborough	73,673	<div></div> 6%	695	74,368	1,058	1.4%
Orange	72,428	<div></div> 6%	622	73,050	728	1.0%
Duval	57,336	<div></div> 5%	960	58,296	717	1.3%
Pinellas	42,250	<div></div> 3%	960	43,210	1,029	2.4%
Lee	38,021	<div></div> 3%	982	39,003	652	1.7%
Polk	35,427	<div></div> 3%	229	35,656	767	2.2%
Osceola	23,909	<div></div> 2%	381	24,290	286	1.2%
Collier	21,154	<div></div> 2%	529	21,683	326	1.5%
Escambia	19,066	<div></div> 2%	2,342	21,408	359	1.9%
Manatee	21,072	<div></div> 2%	334	21,406	410	1.9%
Volusia	20,994	<div></div> 2%	281	21,275	424	2.0%
Pasco	20,843	<div></div> 2%	193	21,036	353	1.7%
Brevard	19,931	<div></div> 2%	214	20,145	513	2.6%
Leon	18,154	<div></div> 1%	552	18,706	173	1.0%
Sarasota	17,303	<div></div> 1%	531	17,834	500	2.9%
Seminole	17,218	<div></div> 1%	123	17,341	309	1.8%
Marion	16,945	<div></div> 1%	85	17,030	454	2.7%
Alachua	15,261	<div></div> 1%	159	15,420	124	0.8%
Lake	14,559	<div></div> 1%	164	14,723	290	2.0%
St. Lucie	13,710	<div></div> 1%	69	13,779	393	2.9%
St. Johns	12,217	<div></div> 1%	190	12,407	112	0.9%
Okaloosa	12,200	<div></div> 1%	125	12,325	224	1.8%
Bay	10,931	<div></div> 1%	427	11,358	202	1.8%
Clay	10,767	<div></div> 1%	27	10,794	183	1.7%
Santa Rosa	10,363	<div></div> 1%	123	10,486	121	1.2%
Martin	7,517	<div></div> 1%	108	7,625	207	2.8%
Charlotte	6,994	<div></div> 1%	71	7,065	230	3.3%
Hernando	6,985	<div></div> 1%	43	7,028	264	3.8%
Indian River	6,403	<div></div> 1%	65	6,468	155	2.4%
Citrus	6,378	<div></div> 1%	39	6,417	251	3.9%
Columbia	5,793	<div></div> 0%	23	5,816	116	2.0%
Highlands	4,759	<div></div> 0%	44	4,803	199	4.2%

County	FL resident cases		Non-FL resident cases	Total cases	FL resident deaths	FL death rate
Sumter	4,756	<div></div> 0%	27	4,783	118	2.5%
Walton	4,243	<div></div> 0%	438	4,681	43	1.0%
Jackson	4,436	<div></div> 0%	56	4,492	113	2.5%
Nassau	4,184	<div></div> 0%	304	4,488	66	1.6%
Monroe	3,993	<div></div> 0%	160	4,153	34	0.9%
Suwannee	3,877	<div></div> 0%	26	3,903	94	2.4%
Gadsden	3,818	<div></div> 0%	13	3,831	59	1.5%
Putnam	3,788	<div></div> 0%	11	3,799	69	1.8%
Flagler	3,510	<div></div> 0%	32	3,542	48	1.4%
Hendry	3,199	<div></div> 0%	15	3,214	49	1.5%
Unknown	226	<div></div> 0%	2,848	3,074	0	0.0%
Desoto	2,824	<div></div> 0%	15	2,839	52	1.8%
Baker	2,386	<div></div> 0%	11	2,397	36	1.5%
Okeechobee	2,327	<div></div> 0%	18	2,345	51	2.2%
Bradford	2,096	<div></div> 0%	7	2,103	23	1.1%
Hardee	2,048	<div></div> 0%	8	2,056	20	1.0%
Wakulla	2,018	<div></div> 0%	9	2,027	21	1.0%
Taylor	1,906	<div></div> 0%	4	1,910	25	1.3%
Washington	1,890	<div></div> 0%	17	1,907	30	1.6%
Levy	1,782	<div></div> 0%	9	1,791	19	1.1%
Holmes	1,561	<div></div> 0%	29	1,590	23	1.5%
Madison	1,495	<div></div> 0%	19	1,514	33	2.2%
Union	1,414	<div></div> 0%	0	1,414	65	4.6%
Lafayette	1,413	<div></div> 0%	0	1,413	21	1.5%
Gulf	1,251	<div></div> 0%	17	1,268	27	2.2%
Hamilton	1,207	<div></div> 0%	13	1,220	12	1.0%
Calhoun	1,157	<div></div> 0%	2	1,159	27	2.3%
Dixie	1,080	<div></div> 0%	3	1,083	11	1.0%
Gilchrist	977	<div></div> 0%	0	977	22	2.3%
Jefferson	936	<div></div> 0%	19	955	16	1.7%
Franklin	863	<div></div> 0%	14	877	4	0.5%
Glades	759	<div></div> 0%	2	761	11	1.4%
Liberty	713	<div></div> 0%	1	714	14	2.0%
State-Call Cent	1	<div></div> 0%	5	6	0	0.0%
Total	1,250,275		21,704	1,271,979	21,212	1.7%



# COVID-19: characteristics of 1,250,275 Florida resident cases

Data through Dec 26, 2020 verified as of Dec 27, 2020 at 09:25 AM

Data in this report are provisional and subject to change.

The table below includes the cities and counties of residence for cases in Florida residents based on the patient's ZIP Code. Note that city is not always received as part of the initial notification and may be missing while the case is being investigated.

City and county	Cases
Miami, Dade	165,284
Orlando, Orange	54,229
Jacksonville, Duval	53,680
Tampa, Hillsborough	43,702
Hialeah, Dade	39,804
Fort Lauderdale, Broward	29,647
Hollywood, Broward	25,333
West Palm Beach, Palm Beach	19,371
Kissimmee, Osceola	18,354
Naples, Collier	17,387
Tallahassee, Leon	17,258
Homestead, Dade	16,742
Saint Petersburg, Pinellas	15,933
Pensacola, Escambia	15,639
Fort Myers, Lee	15,146
Bradenton, Manatee	13,959
Pompano Beach, Broward	13,653
Boca Raton, Palm Beach	13,586
Ocala, Marion	12,833
Gainesville, Alachua	12,449
Lakeland, Polk	12,414
Sarasota, Sarasota	10,884
Lake Worth, Palm Beach	9,861
Cape Coral, Lee	9,439
Port Saint Lucie, St. Lucie	8,895
Miramar, Broward	8,479
Clearwater, Pinellas	8,287
Miami Beach, Dade	7,955
Boynton Beach, Palm Beach	7,557
Miami Gardens, Dade	7,490
Panama City, Bay	7,019
Coral Springs, Broward	6,920
Saint Augustine, St. Johns	6,604
Doral, Dade	6,588
Melbourne, Brevard	6,143
Winter Haven, Polk	6,056
Lehigh Acres, Lee	6,036
Delray Beach, Palm Beach	5,825
Davie, Broward	5,541
Lake City, Columbia	5,357
Riverview, Hillsborough	5,305
Milton, Santa Rosa	5,267
Coral Gables, Dade	4,992
Sunrise, Broward	4,983
Vero Beach, Indian River	4,923
Fort Pierce, St. Lucie	4,740
New Port Richey, Pasco	4,666
Saint Cloud, Osceola	4,661
Largo, Pinellas	4,616
Daytona Beach, Volusia	4,535
Orange Park, Clay	4,405
Palm Bay, Brevard	4,395
Plantation, Broward	4,298
Apopka, Orange	4,274
Brandon, Hillsborough	4,248
North Miami Beach, Dade	4,205
Spring Hill, Hernando	4,078
Plant City, Hillsborough	4,061
Weston, Broward	3,990

# COVID-19: characteristics of 1,250,275 Florida resident cases

Data through Dec 26, 2020 verified as of Dec 27, 2020 at 09:25 AM

Data in this report are provisional and subject to change.

The table below includes the cities and counties of residence for cases in Florida residents based on the patient's ZIP Code. Note that city is not always received as part of the initial notification and may be missing while the case is being investigated.

City and county	Cases
Jupiter, Palm Beach	3,895
Clermont, Lake	3,888
Deerfield Beach, Broward	3,840
Sanford, Seminole	3,774
Miami Lakes, Dade	3,647
Stuart, Martin	3,620
Deltona, Volusia	3,552
Fort Walton Beach, Okaloosa	3,543
Port Charlotte, Charlotte	3,540
Davenport, Polk	3,480
Tamarac, Broward	3,371
Winter Garden, Orange	3,347
Crestview, Okaloosa	3,189
Live Oak, Suwannee	3,095
Opa Locka, Dade	3,076
Land O Lakes, Pasco	3,057
Wesley Chapel, Pasco	3,052
Palm Beach Gardens, Palm Beach	3,035
Palmetto, Manatee	3,026
Coconut Creek, Broward	3,003
Deland, Volusia	2,993
Palm Coast, Flagler	2,935
Margate, Broward	2,905
Winter Park, Orange	2,891
Palm Harbor, Pinellas	2,828
Oviedo, Seminole	2,809
Immokalee, Collier	2,776
Arcadia, Desoto	2,754
Cutler Ridge, Dade	2,736
Wellington, Palm Beach	2,711
Altamonte Springs, Seminole	2,621
Hallandale, Broward	2,600
Middleburg, Clay	2,574
Venice, Sarasota	2,566
Lutz, Hillsborough	2,549
Brooksville, Hernando	2,524
Sebring, Highlands	2,523
Punta Gorda, Charlotte	2,516
Haines City, Polk	2,513
North Port, Sarasota	2,504
Ocoee, Orange	2,366
Bonita Springs, Lee	2,340
Leesburg, Lake	2,335
Pembroke Pines, Broward	2,322
Okeechobee, Okeechobee	2,319
Valrico, Hillsborough	2,298
Seminole, Pinellas	2,266
Port Orange, Volusia	2,247
Key West, Monroe	2,208
Zephyrhills, Pasco	2,190
Saint Johns, St. Johns	2,188
Lake Worth Beach, Palm Beach	2,184
North Lauderdale, Broward	2,172
North Miami, Dade	2,156
Pinellas Park, Pinellas	2,092
Ruskin, Hillsborough	2,089
Ormond Beach, Volusia	2,046
Jacksonville Beach, Duval	2,008
Longwood, Seminole	2,006



# COVID-19: characteristics of 1,250,275 Florida resident cases

Data through Dec 26, 2020 verified as of Dec 27, 2020 at 09:25 AM

Data in this report are provisional and subject to change.

The table below includes the cities and counties of residence for cases in Florida residents based on the patient's ZIP Code. Note that city is not always received as part of the initial notification and may be missing while the case is being investigated.

City and county	Cases
Navarre, Santa Rosa	1,990
Quincy, Gadsden	1,967
Windermere, Orange	1,949
The Villages, Sumter	1,940
Niceville, Okaloosa	1,928
Crawfordville, Wakulla	1,835
Dade City, Pasco	1,826
Oakland Park, Broward	1,825
Gulf Breeze, Santa Rosa	1,824
Cantonment, Escambia	1,822
Casselberry, Seminole	1,806
Bartow, Polk	1,791
Cocoa, Brevard	1,786
Perry, Taylor	1,786
Palatka, Putnam	1,774
Hudson, Pasco	1,763
Clewiston, Hendry	1,754
Green Cove Springs, Clay	1,751
Marianna, Jackson	1,692
Panama City Beach, Bay	1,642
North Fort Myers, Lee	1,641
Port Richey, Pasco	1,635
Kissimmee, Polk	1,633
Royal Palm Beach, Palm Beach	1,597
Auburndale, Polk	1,587
Ponte Vedra Beach, St. Johns	1,580
Lake Mary, Seminole	1,571
Inverness, Citrus	1,555
Fernandina Beach, Nassau	1,553
Tarpon Springs, Pinellas	1,542
Aventura, Dade	1,523
Lynn Haven, Bay	1,518
Chipley, Washington	1,499
Defuniak Springs, Walton	1,487
Wimauma, Hillsborough	1,463
Winter Springs, Seminole	1,438
Starke, Bradford	1,421
Lake Wales, Polk	1,416
Titusville, Brevard	1,413
New Smyrna Beach, Volusia	1,411
Crossings, Dade	1,409
Coconut Grove, Dade	1,406
Santa Rosa Beach, Walton	1,398
Belle Glade, Palm Beach	1,395
Mayo, Lafayette	1,394
Missing, Dade	1,387
Estero, Lee	1,372
Merritt Island, Brevard	1,367
Labelle, Hendry	1,345
Fleming Island, Clay	1,344
Cooper City, Broward	1,337
Carol City, Dade	1,336
Parkland, Broward	1,326
Dunedin, Pinellas	1,301
Key Biscayne, Dade	1,293
Loxahatchee, Palm Beach	1,290
Sarasota, Manatee	1,285
Holiday, Pasco	1,264
Destin, Okaloosa	1,264

# COVID-19: characteristics of 1,250,275 Florida resident cases

Data through Dec 26, 2020 verified as of Dec 27, 2020 at 09:25 AM

Data in this report are provisional and subject to change.

The table below includes the cities and counties of residence for cases in Florida residents based on the patient's ZIP Code. Note that city is not always received as part of the initial notification and may be missing while the case is being investigated.

City and county	Cases
Avon Park, Highlands	1,234
Palm City, Martin	1,215
Parrish, Manatee	1,211
Eustis, Lake	1,199
Wauchula, Hardee	1,195
Mulberry, Polk	1,184
Seffner, Hillsborough	1,159
Bonifay, Holmes	1,150
Biscayne Park, Dade	1,148
Mount Dora, Lake	1,148
Odessa, Hillsborough	1,145
Tavares, Lake	1,127
Rockledge, Brevard	1,116
Riviera Beach, Palm Beach	1,113
Macclenny, Baker	1,059
Indiantown, Martin	1,059
Lake Butler, Union	1,054
Madison, Madison	1,034
Crystal River, Citrus	1,025
Groveland, Lake	1,017
Graceville, Jackson	1,013
Florida City, Dade	1,006
Century, Escambia	1,002
Orange City, Volusia	992
Maitland, Orange	972
Summerfield, Marion	965
Yulee, Nassau	947
El Portal, Dade	937
Lithia, Hillsborough	928
Homosassa, Citrus	923
Lake Placid, Highlands	921
Pinecrest, Dade	920
Dania, Broward	919
Gibsonton, Hillsborough	892
Dover, Hillsborough	888
Ponte Vedra, St. Johns	886
Everglades National Park, Dade	875
Atlantic Beach, Duval	869
Callahan, Nassau	864
Hobe Sound, Martin	862
Monticello, Jefferson	861
Jasper, Hamilton	826
Sanderson, Baker	824
Apollo Beach, Hillsborough	815
Lady Lake, Lake	809
Pace, Santa Rosa	809
Sebastian, Indian River	807
Blountstown, Calhoun	789
Sun City Center, Hillsborough	788
Palm Springs, Palm Beach	781
Palmetto Bay, Dade	780
Oldsmar, Pinellas	780
Alachua, Alachua	779
Lecanto, Citrus	759
Lantana, Palm Beach	742
South Miami, Dade	737
North Palm Beach, Palm Beach	733
Coleman, Sumter	730
Dunnellon, Marion	730

# COVID-19: characteristics of 1,250,275 Florida resident cases

Data through Dec 26, 2020 verified as of Dec 27, 2020 at 09:25 AM

Data in this report are provisional and subject to change.

The table below includes the cities and counties of residence for cases in Florida residents based on the patient's ZIP Code. Note that city is not always received as part of the initial notification and may be missing while the case is being investigated.

City and county	Cases
Havana, Gadsden	725
Debary, Volusia	721
Moore Haven, Glades	714
Uleta, Dade	705
Olympia Heights, Dade	704
Edgewater, Volusia	704
Wewahitchka, Gulf	702
Newberry, Alachua	694
Trenton, Gilchrist	690
Coral, Dade	677
Bellevue, Marion	671
Wildwood, Sumter	655
Ellenton, Manatee	653
Jensen Beach, Martin	648
Freeport, Walton	635
Beverly Hills, Citrus	632
Satellite Beach, Brevard	629
Lauderhill, Broward	627
Fisher Island, Dade	627
Frostproof, Polk	625
Keystone Heights, Clay	623
Williston, Levy	621
Hilliard, Nassau	612
Fellsmere, Indian River	611
Safety Harbor, Pinellas	609
Chattahoochee, Gadsden	608
Cross City, Dixie	603
South Bay, Palm Beach	596
Mary Esther, Okaloosa	591
Nokomis, Sarasota	589
Bristol, Liberty	587
Wilton Manors, Broward	586
Pahokee, Palm Beach	581
Shalimar, Okaloosa	571
Hernando, Citrus	566
Key Largo, Monroe	564
Lauderdale Lakes, Broward	560
Polk City, Polk	560
Dunnellon, Citrus	540
Marco Island, Collier	537
Port Saint Joe, Gulf	531
Medley, Dade	530
Bushnell, Sumter	526
Crescent City, Putnam	520
Lawtey, Bradford	513
Englewood, Charlotte	512
Bowling Green, Hardee	506
Glen Saint Mary, Baker	500
Fort Meade, Polk	485
Chiefland, Levy	472
Miramar Beach, Walton	462
Indialantic, Brevard	453
Southwest Ranches, Broward	451
Carrabelle, Franklin	449
Marathon, Monroe	447
Old Town, Dixie	441
Thonotosassa, Hillsborough	438
Sweetwater, Dade	435
Englewood, Sarasota	435

# COVID-19: characteristics of 1,250,275 Florida resident cases

Data through Dec 26, 2020 verified as of Dec 27, 2020 at 09:25 AM

Data in this report are provisional and subject to change.

The table below includes the cities and counties of residence for cases in Florida residents based on the patient's ZIP Code. Note that city is not always received as part of the initial notification and may be missing while the case is being investigated.

City and county	Cases
Interlachen, Putnam	431
Neptune Beach, Duval	430
Cocoa Beach, Brevard	423
Spring Hill, Pasco	423
Sneads, Jackson	411
High Springs, Alachua	405
Jacksonville, St. Johns	404
Sorrento, Lake	404
Lake Alfred, Polk	404
Bronson, Levy	404
Minneola, Lake	394
Fort Myers Beach, Lee	390
Fruitland Park, Lake	389
Fort White, Columbia	388
Trinity, Pasco	385
Belle Isle, Orange	382
Centerville, Leon	376
Florida State University, Leon	375
Baker, Okaloosa	361
West Melbourne, Brevard	356
Clearwater Beach, Pinellas	350
Cottdale, Jackson	341
Mascotte, Lake	336
Raiford, Union	330
Palm Beach, Palm Beach	327
Gulfport, Pinellas	322
Oakland, Orange	321
Umatilla, Lake	319
Zolfo Springs, Hardee	310
Bunnell, Flagler	303
Weeki Wachee, Hernando	303
Rotunda West, Charlotte	302
Citra, Marion	294
Silver Springs, Marion	294
Malone, Jackson	292
Midway, Gadsden	291
Myakka City, Manatee	284
Hawthorne, Alachua	278
Branford, Suwannee	278
Lehigh, Lee	275
Youngstown, Bay	274
Oxford, Sumter	273
South Daytona, Volusia	273
Haverhill, Palm Beach	266
Bell, Gilchrist	266
Tavernier, Monroe	266
Molino, Escambia	264
Jay, Santa Rosa	262
Pierson, Volusia	257
Melbourne Beach, Brevard	257
Ocklawaha, Marion	253
De Leon Springs, Volusia	252
Surfside, Dade	252
Altha, Calhoun	249
Alva, Lee	247
Flagler Beach, Flagler	245
Celebration, Osceola	243
Winter Park, Seminole	243
Cape Canaveral, Brevard	239

# COVID-19: characteristics of 1,250,275 Florida resident cases

Data through Dec 26, 2020 verified as of Dec 27, 2020 at 09:25 AM

Data in this report are provisional and subject to change.

The table below includes the cities and counties of residence for cases in Florida residents based on the patient's ZIP Code. Note that city is not always received as part of the initial notification and may be missing while the case is being investigated.

City and county	Cases
Indian Harbour Beach, Brevard	235
Jennings, Hamilton	234
Grand Ridge, Jackson	233
Osprey, Sarasota	232
Lake Park, Palm Beach	232
Orlando, Osceola	229
Greenville, Madison	228
Hastings, St. Johns	227
Holly Hill, Volusia	225
East Palatka, Putnam	225
Mims, Brevard	224
Apalachicola, Franklin	223
Ave Maria, Collier	222
Archer, Alachua	222
Eagle Lake, Polk	220
Dundee, Polk	218
O Brien, Suwannee	210
Tequesta, Palm Beach	210
Vernon, Washington	206
Floral City, Citrus	204
Westville, Holmes	203
Greenwood, Jackson	202
Gotha, Orange	200
Chuluota, Seminole	200
Bal Harbour, Dade	199
Kenneth City, Pinellas	198
Webster, Sumter	196
Montverde, Lake	195
Orlando, Seminole	192
Melrose, Putnam	189
Bay Harbor Islands, Dade	189
Edgewood, Orange	188
Missing, Lee	187
Missing, Orange	184
West Miami, Dade	184
Satsuma, Putnam	181
San Antonio, Pasco	181
Eastpoint, Franklin	177
Valparaiso, Okaloosa	174
South Pasadena, Pinellas	173
Missing, Volusia	173
Gretna, Gadsden	172
Grand Island, Lake	172
Elkton, St. Johns	171
Indian Rocks Beach, Pinellas	169
Ponce De Leon, Holmes	169
Malabar, Brevard	168
Eglin Air Force Base, Okaloosa	165
Laurel Hill, Okaloosa	163
Bryceville, Nassau	163
Lee, Madison	161
Sebastian, Brevard	158
Reddick, Marion	157
Orlando, Dade	157
Belleair, Pinellas	152
Southport, Bay	151
Missing, Santa Rosa	150
White Springs, Hamilton	146
Fort Mccoy, Marion	146

# COVID-19: characteristics of 1,250,275 Florida resident cases

Data through Dec 26, 2020 verified as of Dec 27, 2020 at 09:25 AM

Data in this report are provisional and subject to change.

The table below includes the cities and counties of residence for cases in Florida residents based on the patient's ZIP Code. Note that city is not always received as part of the initial notification and may be missing while the case is being investigated.

City and county	Cases
Alafaya, Orange	145
Inlet Beach, Walton	145
Lake Panasoffkee, Sumter	145
Wellborn, Suwannee	145
Azalea Park, Orange	140
Apopka, Seminole	137
Clair-Mel City, Hillsborough	137
Geneva, Seminole	137
University Of Miami, Dade	132
Orlando, Polk	132
Sanibel, Lee	131
Mcdavid, Escambia	131
Anthony, Marion	131
Alford, Jackson	130
Morriston, Levy	130
Saint James City, Lee	129
Missing, Brevard	127
Lakewood Ranch, Manatee	126
Hallandale Beach, Broward	126
Hiawassee, Orange	126
Holmes Beach, Manatee	126
Kindred, Osceola	123
Fountain, Bay	123
Greenacres, Palm Beach	122
Mcalpin, Suwannee	121
Juno Beach, Palm Beach	120
Summerland Key, Monroe	120
Howey-In-The-Hills, Lake	120
Weirsdale, Marion	118
Longboat Key, Manatee	116
Orlando, Broward	115
Micanopy, Alachua	115
Zellwood, Orange	114
Hosford, Liberty	112
Center Hill, Sumter	111
Missing, Palm Beach	111
Astatula, Lake	110
Matlacha, Lee	110
Bokeelia, Lee	110
Lockhart, Orange	109
Islamorada, Monroe	107
Bay Lake, Orange	106
Caryville, Washington	106
Pomona Park, Putnam	106
Missing, Marion	105
Lauderdale By The Sea, Broward	104
Poinciana, Polk	104
Fern Park, Seminole	103
Orlando, Volusia	102
Orlando, Hillsborough	101
Babson Park, Polk	101
Madeira Beach, Pinellas	100
Viera, Brevard	99
Carrollwood, Hillsborough	98
South Fort Myers, Lee	97
Holt, Okaloosa	95
The Villages, Lake	95
Odessa, Pasco	93
Atlantis, Palm Beach	91



# COVID-19: characteristics of 1,250,275 Florida resident cases

Data through Dec 26, 2020 verified as of Dec 27, 2020 at 09:25 AM

Data in this report are provisional and subject to change.

The table below includes the cities and counties of residence for cases in Florida residents based on the patient's ZIP Code. Note that city is not always received as part of the initial notification and may be missing while the case is being investigated.

City and county	Cases
Lake Helen, Volusia	91
Steinhatchee, Taylor	90
Mangonia Park, Palm Beach	90
Altoona, Lake	89
Missing, Duval	88
Sopchoppy, Wakulla	88
Cloud Lake, Palm Beach	87
University Of FI, Alachua	86
Grant-Valkaria, Brevard	85
Missing, St. Johns	84
Oak Hill, Volusia	83
Big Pine Key, Monroe	82
Rocky Point, Hillsborough	82
Temple Terrace, Hillsborough	81
Placida, Charlotte	80
Hypoluxo, Palm Beach	80
Citrus Springs, Citrus	80
Missing, Pinellas	79
Osteen, Volusia	79
Seville, Volusia	79
Missing, Broward	78
Missing, Collier	78
Sumterville, Sumter	78
F M, Lee	77
Golden Beach, Dade	77
Lady Lake, Sumter	77
Maitland, Seminole	76
Hollister, Putnam	75
Cutler Bay, Dade	74
Panacea, Wakulla	74
Clarksville, Calhoun	73
Orlando, Palm Beach	72
Buena Ventura Lakes, Osceola	72
Waldo, Alachua	71
Avon Park, Polk	71
Orlando, Lake	71
Lake Hamilton, Polk	70
Baldwin, Duval	69
Kendall, Dade	68
Belleair Beach, Pinellas	68
Brooker, Bradford	68
Christmas, Orange	68
San Mateo, Putnam	67
Hampton, Bradford	67
Lamont, Jefferson	66
Missing, Pasco	66
Callaway, Bay	65
Lutz, Pasco	65
Hurlburt Field, Okaloosa	64
Dinsmore, Duval	64
University Of Central Florida, Orange	64
Bascom, Jackson	63
Inglis, Levy	63
Air Mail Facility, Dade	62
Ponce Inlet, Volusia	62
Tierra Verde, Pinellas	61
Florahome, Putnam	61
Stock Island, Monroe	61
Palma Ceia, Hillsborough	61

# COVID-19: characteristics of 1,250,275 Florida resident cases

Data through Dec 26, 2020 verified as of Dec 27, 2020 at 09:25 AM

Data in this report are provisional and subject to change.

The table below includes the cities and counties of residence for cases in Florida residents based on the patient's ZIP Code. Note that city is not always received as part of the initial notification and may be missing while the case is being investigated.

City and county	Cases
Paisley, Lake	60
University Of South Florida, Hillsborough	60
Barefoot Bay, Brevard	59
The Villages, Marion	58
Lighthouse Point, Broward	58
Harmony, Osceola	58
Crystal Beach, Pinellas	57
Astor, Lake	57
Missing, Escambia	57
Eatonville, Orange	57
Bradenton Beach, Manatee	57
Bonita Beach, Lee	57
Ochopee, Collier	57
Welaka, Putnam	54
Pinetta, Madison	54
Lorida, Highlands	53
Greensboro, Gadsden	52
Ocean Ridge, Palm Beach	51
Patrick Air Force Base, Brevard	50
Fort Denaud, Hendry	49
Orlando, Brevard	48
Princeton, Dade	48
Canal Point, Palm Beach	48
Boca Grande, Lee	45
Fruit Cove, St. Johns	45
Saint Pete Beach, Pinellas	45
Missing, Citrus	45
Georgetown, Putnam	45
West Park, Broward	44
Sunny Isles Beach, Dade	44
Tyndall Air Force Base, Bay	44
Felda, Hendry	43
Florida Gulf Coast Univ, Lee	43
Campbellton, Jackson	43
Yalaha, Lake	42
North Venice, Sarasota	42
Orlando, Pinellas	41
Barry University, Dade	41
Destin, Walton	40
Kathleen, Polk	40
Sewalls Point, Martin	40
Palm Beach Shores, Palm Beach	39
University Of Tampa, Hillsborough	39
Cinco Bayou, Okaloosa	39
Walnut Hill, Escambia	38
Missing, Lake	38
North Redington Beach, Pinellas	38
Missing, Hernando	38
Manalapan, Palm Beach	38
Anna Maria, Manatee	37
Missing, Hillsborough	37
Cedar Key, Levy	37
Orlando, Leon	35
Village Of Wellington, Palm Beach	34
Ona, Hardee	34
Treasure Island, Pinellas	34
Dania Beach, Broward	34
Missing, Clay	34
Flemington, Marion	34

# COVID-19: characteristics of 1,250,275 Florida resident cases

Data through Dec 26, 2020 verified as of Dec 27, 2020 at 09:25 AM

Data in this report are provisional and subject to change.

The table below includes the cities and counties of residence for cases in Florida residents based on the patient's ZIP Code. Note that city is not always received as part of the initial notification and may be missing while the case is being investigated.

City and county	Cases
Reunion, Osceola	33
Cudjoe Key, Monroe	33
Heathrow, Seminole	33
Northdale, Hillsborough	32
Saint Leo, Pasco	32
Eaton Park, Polk	32
Missing, Seminole	32
Aloma, Orange	32
Singer Island, Palm Beach	32
Ebro, Washington	32
Micco, Brevard	32
Bellview, Escambia	31
Lake Suzy, Desoto	31
Terra Ceia, Manatee	31
Miami Springs, Dade	30
Intercession City, Osceola	30
Highland Beach, Palm Beach	30
Highland City, Polk	29
Naranja, Dade	29
Salt Springs, Marion	28
Palm Shores, Brevard	28
Okahumpka, Lake	28
Town N Country, Hillsborough	27
Bonita Springs, Collier	27
Miami, Unknown	27
Gulf Breeze, Escambia	27
Miromar Lakes, Lee	27
Kenansville, Osceola	27
Enterprise, Volusia	26
Missing, Nassau	26
Bay Pines, Pinellas	26
Hialeah Gardens, Dade	26
Florida State, Leon	26
Waverly, Polk	26
South Miami Heights, Dade	25
Winter Garden, Lake	25
Kinard, Calhoun	25
Bagdad, Santa Rosa	25
Jupiter, Martin	25
Missing, Manatee	25
Missing, Martin	25
Univ Of FI Student Dorms, Alachua	25
South Palm Beach, Palm Beach	24
Orlando, Pasco	24
Labelle, Glades	24
Pensacola Beach, Santa Rosa	24
Missing, Okaloosa	23
Nocatee, Desoto	23
Orlando, Duval	23
Tioga, Alachua	22
Santa Fe, Alachua	22
Lulu, Columbia	22
Key Colony Beach, Monroe	22
North Bay Village, Dade	22
Florida Dept Of Corrections, Union	22
University Of Central FI, Orange	22
Mexico Beach, Bay	22
Miami Shores, Dade	22
Penney Farms, Clay	21

# COVID-19: characteristics of 1,250,275 Florida resident cases

Data through Dec 26, 2020 verified as of Dec 27, 2020 at 09:25 AM

Data in this report are provisional and subject to change.

The table below includes the cities and counties of residence for cases in Florida residents based on the patient's ZIP Code. Note that city is not always received as part of the initial notification and may be missing while the case is being investigated.

City and county	Cases
Missing, Indian River	21
Florida A And M University, Leon	21
Missing, Sumter	21
Bayonet Point, Pasco	21
City Of Sunrise, Broward	21
Pasadena, Pinellas	21
Fort Lauderdale, Dade	20
La Crosse, Alachua	20
Orlando, Marion	20
Tangerine, Orange	19
Missing, Polk	19
Hawthorne, Putnam	19
Ponte Vedra, Duval	19
Tice, Lee	19
Sun City, Hillsborough	19
Balm, Hillsborough	19
Babcock Ranch, Lee	18
Village Wellington, Palm Beach	18
Homosassa Springs, Citrus	18
Stetson University, Volusia	18
University Of Central Florida, Broward	18
Horseshoe Beach, Dixie	18
Palmdale, Glades	18
Florida International Univ, Dade	18
Florence Villa, Polk	17
Hallandle Beach, Broward	17
Orlando, Alachua	17
Green Acres, Palm Beach	17
Chokoloskee, Collier	17
Bonifay, Washington	17
Duette, Manatee	17
Sydney, Hillsborough	17
Indian Lake Estates, Polk	17
Lacoochee, Pasco	17
Perdido Key, Escambia	17
Apopka, Lake	17
Dowling Park, Suwannee	17
Goulds, Dade	17
New Smyrna, Volusia	16
Poinciana, Osceola	16
City Of Westlake, Palm Beach	16
Siesta Key, Sarasota	16
Little Torch Key, Monroe	16
Cortez, Manatee	16
West Panama City Beach, Bay	16
Maitland, Volusia	15
Sparr, Marion	15
Missing, St. Lucie	15
Branford, Lafayette	15
Sugarloaf Key, Monroe	15
Venus, Highlands	15
Mcintosh, Marion	15
Goodland, Collier	14
Village Of Palmetto Bay, Dade	14
Orlando, Manatee	14
Ocoee, Lake	14
Orange Lake, Marion	14
University Of Central Fl, Hillsborough	14
Saint Marks, Wakulla	14

# COVID-19: characteristics of 1,250,275 Florida resident cases

Data through Dec 26, 2020 verified as of Dec 27, 2020 at 09:25 AM

Data in this report are provisional and subject to change.

The table below includes the cities and counties of residence for cases in Florida residents based on the patient's ZIP Code. Note that city is not always received as part of the initial notification and may be missing while the case is being investigated.

City and county	Cases
Winter Park, Polk	14
Caryville, Holmes	14
Champions Gate, Polk	14
Paxton, Walton	14
Loughman, Polk	14
Yankeetown, Levy	14
Mango, Hillsborough	14
Bradley, Polk	14
Candler, Marion	14
Ridge Manor, Pasco	14
Graceville, Holmes	13
Orlando, Flagler	13
Maitland, Polk	13
Bostwick, Putnam	13
Long Key, Monroe	13
Crystal Springs, Pasco	13
Orlando, Lee	13
Earleton, Alachua	12
Tallevast, Manatee	12
Wabasso, Indian River	12
White Springs, Columbia	12
Eloise, Polk	12
Westchase, Hillsborough	12
Miami, Broward	12
Maitland, Osceola	12
Homeland, Polk	12
Wewahitchka, Calhoun	12
Alturas, Polk	12
Parker, Bay	12
Pembroke Park, Broward	12
Zellwood, Lake	12
Jensen Beach, St. Lucie	11
Hollywood, Dade	11
Buckingham, Lee	11
Fort Ogden, Desoto	11
Unknown, Dade	11
Plymouth, Orange	11
Bayshore Gardens, Manatee	11
Greenville, Taylor	11
Gulf Stream, Palm Beach	11
Mexico Beach, Gulf	11
Florida International University, Dade	11
Mount Dora, Orange	11
Hernando Beach, Hernando	11
Bonaventure, Broward	11
Saint Johns, Duval	11
Rosemary Beach, Walton	10
Gulf Hammock, Levy	10
Wahneta, Polk	10
Holder, Citrus	10
Apopka, Volusia	10
Union Park, Orange	10
Passport, Unknown	10
Everglades City, Collier	10
Lealman, Pinellas	10
Saint George Island, Franklin	10
Wausau, Washington	10
Telogia, Liberty	10
Woodville, Leon	10

# COVID-19: characteristics of 1,250,275 Florida resident cases

Data through Dec 26, 2020 verified as of Dec 27, 2020 at 09:25 AM

Data in this report are provisional and subject to change.

The table below includes the cities and counties of residence for cases in Florida residents based on the patient's ZIP Code. Note that city is not always received as part of the initial notification and may be missing while the case is being investigated.

City and county	Cases
Lake City, Suwannee	10
Murdock, Charlotte	10
Jacksonville, Unknown	10
Golden Oak, Orange	10
Pine Hills, Orange	10
Archer, Levy	10
Laud-By-The-Sea, Broward	9
Lowell, Marion	9
University Park, Manatee	9
Palma Sola, Manatee	9
Long Boat Key, Manatee	9
Fort Charlotte, Charlotte	9
Cottdonale, Washington	9
Orlando, Okaloosa	9
Trilby, Pasco	9
Graham, Bradford	9
Indian River Shores, Indian River	9
Perrine, Dade	9
Orlando, Escambia	9
Leisure City, Dade	9
Laurel Hill, Walton	9
Durant, Hillsborough	9
Lamont, Madison	9
Pensacola Beach, Escambia	9
Steinhatchee, Dixie	9
Shady Hills, Pasco	9
Missing, Osceola	9
Gonzalez, Escambia	9
Lakeshore, Polk	8
Rubonia, Manatee	8
Pine Castle, Orange	8
Maxville, Duval	8
Florida State Univ Admin, Leon	8
Webster, Hernando	8
Nichols, Polk	8
Fanning Springs, Gilchrist	8
Orlando, St. Lucie	8
Maitland, Hillsborough	8
Hialeah, Unknown	8
Jerome, Collier	8
Westlake, Palm Beach	8
Trenton, Levy	8
Ramrod Key, Monroe	8
Ferndale, Lake	8
Choctaw Beach, Okaloosa	7
Brooksville, Pasco	7
Lake Monroe, Seminole	7
Lake Como, Putnam	7
Orlando, Sarasota	7
Saint Lucie West, St. Lucie	7
Watersound, Walton	7
Maitland, Lake	7
Missing, Columbia	7
Otter Creek, Levy	7
Suwannee, Dixie	7
Evinston, Alachua	7
Mount Plymouth, Lake	7
Missing, Putnam	7
West Delray Beach, Palm Beach	7



# COVID-19: characteristics of 1,250,275 Florida resident cases

Data through Dec 26, 2020 verified as of Dec 27, 2020 at 09:25 AM

Data in this report are provisional and subject to change.

The table below includes the cities and counties of residence for cases in Florida residents based on the patient's ZIP Code. Note that city is not always received as part of the initial notification and may be missing while the case is being investigated.

City and county	Cases
University Of Central Fl, Martin	7
Dade City, Hernando	7
Forest City, Seminole	7
Nalcrest, Polk	7
Orchid, Indian River	6
Hutchinson Island, St. Lucie	6
Ozona, Pinellas	6
Indian Creek Village, Dade	6
Morriston, Marion	6
Missing, Holmes	6
Lake Butler, Bradford	6
Mayport Naval Station, Duval	6
Missing, Bay	6
Port Saint John, Brevard	6
N/A, Unknown	6
Hillsboro Beach, Broward	6
Orlando, Hernando	6
Orlando, St. Johns	6
Virginia Gardens, Dade	6
Missing, Sarasota	6
Missing, Walton	6
Forest City, Orange	6
Sea Ranch Lakes, Broward	6
Innovation, Pasco	6
Redington Beach, Pinellas	6
Redington Shores, Pinellas	6
Ponce De Leon, Walton	6
Switzerland, St. Johns	6
Pine Ridge, Citrus	6
Palm City, St. Lucie	6
Ocoee, Osceola	6
Belleair Bluffs, Pinellas	6
Niceville, Walton	5
Putnam Hall, Putnam	5
Quail Heights, Dade	5
Pass, Unknown	5
River Ranch, Polk	5
Stuart, St. Lucie	5
Winter Park, Broward	5
Orlando, Charlotte	5
Winter Garden, Seminole	5
White City, Gulf	5
Kissimmee, Orange	5
Missing, Leon	5
Beverly Beach, Flagler	5
Aripeka, Pasco	5
Westchester, Dade	5
Daytona Beach Shores, Volusia	5
Deer Island, Lake	5
East Lake, Marion	5
Ebro, Bay	5
Apopka, Broward	5
Windermere, Alachua	5
Orlando, Collier	5
Orange Springs, Marion	5
Salem, Taylor	5
Missing, Unknown	5
Braden River, Manatee	5
Roseland, Indian River	5

# COVID-19: characteristics of 1,250,275 Florida resident cases

Data through Dec 26, 2020 verified as of Dec 27, 2020 at 09:25 AM

Data in this report are provisional and subject to change.

The table below includes the cities and counties of residence for cases in Florida residents based on the patient's ZIP Code. Note that city is not always received as part of the initial notification and may be missing while the case is being investigated.

City and county	Cases
Winter Garden, Osceola	5
Eatonville, Polk	5
Basinger, Okeechobee	5
Citrus Hills, Citrus	5
Lakewood Ranch, Sarasota	5
Longboat Key, Sarasota	5
Duck Key, Monroe	5
PSI, Unknown	5
Ybor City, Hillsborough	5
High Springs, Gilchrist	5
Los Angeles, Dade	5
Cypress, Jackson	5
Ft Pierce, St. Lucie	4
Lloyd, Jefferson	4
Miccosukee, Leon	4
Keystone Heights, Bradford	4
Pensacola, Unknown	4
Clewiston, Palm Beach	4
Fort Lauderdale, Palm Beach	4
Kingsley Lake, Bradford	4
Miami Gardens, Unknown	4
Naples, Lee	4
Newberry, Gilchrist	4
Okeechobee, Osceola	4
Briny Breezes, Palm Beach	4
Grant Valkaria, Brevard	4
Missing, Alachua	4
Missing, Flagler	4
Missing, Monroe	4
Saint Augustine, Duval	4
Williston, Marion	4
Alafaya, Broward	4
Elfers, Pasco	4
Fernandina, Nassau	4
International Service Center, Dade	4
Seacrest, Walton	4
Oneco, Manatee	4
Orlando, Citrus	4
Wakulla Springs, Wakulla	4
Davenport, Osceola	4
Glen Ridge, Palm Beach	4
Goldenrod, Seminole	4
Missing, Taylor	4
Missing, Hendry	4
Missing, Highlands	4
Orlando, Highlands	4
Barberville, Volusia	4
Citrus Ridge, Indian River	4
Grove City, Charlotte	4
Orlando, Bay	4
Milton, Escambia	4
Mayport, Duval	4
Maitland, Leon	4
Lake Buena Vista, Orange	4
Grandin, Putnam	4
Inlet Beach, Bay	4
Shady Grove, Taylor	4
Orlando, Santa Rosa	4
Windermere, Leon	4

# COVID-19: characteristics of 1,250,275 Florida resident cases

Data through Dec 26, 2020 verified as of Dec 27, 2020 at 09:25 AM

Data in this report are provisional and subject to change.

The table below includes the cities and counties of residence for cases in Florida residents based on the patient's ZIP Code. Note that city is not always received as part of the initial notification and may be missing while the case is being investigated.

City and county	Cases
West Bradenton, Manatee	4
University Of Central Florida, Brevard	4
Valkaria, Brevard	4
Orlando, Columbia	4
Loxahatchee Groves, Palm Beach	4
Indian Shores, Pinellas	4
Live Oak, Madison	4
Cross Creek, Alachua	4
Fairfield, Marion	4
Eau Gallie, Brevard	4
Hallandale Beach, Unknown	3
Deerfield Beach, Palm Beach	3
Captiva, Lee	3
Blountstown, Liberty	3
Lynbrook, Broward	3
Miami Gardens, Broward	3
Orlando, Indian River	3
Orlando, Martin	3
Upper Key Largo, Monroe	3
Saint Augusaintine Beach, St. Johns	3
Saint Augustine Beach, St. Johns	3
Village Of Golf, Palm Beach	3
Windermere, Seminole	3
Orlando, Union	3
Tampa, Pinellas	3
Sunny Hills, Washington	3
Winter Park, Alachua	3
Winter Park, Leon	3
Winter Park, Osceola	3
Worthington Springs, Union	3
Jacksonville, Clay	3
Holt, Santa Rosa	3
Johns Pass Village, Pinellas	3
Apopka, Dade	3
Bonifay, Jackson	3
Port Salerno, Martin	3
Winderemere, Orange	3
Winter Garden, Polk	3
Margate, Unknown	3
Melrose, Bradford	3
Maitland, Pasco	3
Alys Beach, Bay	3
Eglin, Okaloosa	3
Ocoee, Broward	3
Labelle, Lee	3
Apopka, Osceola	3
Brewton, Escambia	3
Pp, Unknown	3
Wildlight, Nassau	3
University Of Central Florida, Palm Beach	3
University Of Central Florida, Pinellas	3
Winter Park, Lake	3
Windermere, Palm Beach	3
Winter Park, Brevard	3
Mayport Naval Housing, Duval	3
Pompano Beach, Palm Beach	3
Samoset, Manatee	3
San Fernando, Unknown	3
Vernon, Bay	3

# COVID-19: characteristics of 1,250,275 Florida resident cases

Data through Dec 26, 2020 verified as of Dec 27, 2020 at 09:25 AM

Data in this report are provisional and subject to change.

The table below includes the cities and counties of residence for cases in Florida residents based on the patient's ZIP Code. Note that city is not always received as part of the initial notification and may be missing while the case is being investigated.

City and county	Cases
Indian Rock Beach, Pinellas	3
Inglis, Citrus	3
Hollywood, Unknown	3
Monticello, Madison	3
Fpo, Duval	3
Fernandina Beach, Duval	3
Day, Lafayette	3
Cypress Gardens, Polk	3
Bowling Green, Polk	3
Seacrest, Bay	3
Point Washington, Walton	3
University Of Central Fl, Seminole	3
Vero Beach, St. Lucie	3
Missing, Washington	3
Mims, Volusia	3
Orange Park, Duval	3
Ocean Reef Club, Monroe	3
Nobleton, Hernando	3
Jonesville, Alachua	3
Julington Creek, St. Johns	3
El Jobean, Charlotte	3
Bella Collina, Lake	3
Apopka, Hillsborough	3
Orlando, Jackson	3
North Fort Myers, Charlotte	3
Missing, Calhoun	3
Kissimmee, Unknown	3
Jacksonville Naval Air Station, Duval	3
Conch Key, Monroe	3
Chicago, Lee	3
Bristol, Calhoun	3
Branford, Gilchrist	3
Bayou George, Bay	3
Babcock Ranch, Charlotte	3
San Carlos Park, Lee	3
Umatilla, Marion	3
Orlando, Nassau	3
Sugarloaf, Monroe	3
Winter Garden, Leon	3
Westville, Walton	3
Lamont, Taylor	3
Glenwood, Volusia	3
Clarcona, Orange	3
Copeland, Collier	2
Cross City, Taylor	2
Carl Fisher, Dade	2
Haines Creek, Lake	2
Fort Lauderdale, Alachua	2
Land O Lakes, Hillsborough	2
Lakeland, Unknown	2
Milligan, Okaloosa	2
Ocoee, Leon	2
Windermere, Lake	2
Winter Park, Highlands	2
Wacissa, Jefferson	2
Saint Marys, Nassau	2
University Of Central Florida, Lee	2
Vero Beach, Unknown	2
Yeehaw, Okeechobee	2

# COVID-19: characteristics of 1,250,275 Florida resident cases

Data through Dec 26, 2020 verified as of Dec 27, 2020 at 09:25 AM

Data in this report are provisional and subject to change.

The table below includes the cities and counties of residence for cases in Florida residents based on the patient's ZIP Code. Note that city is not always received as part of the initial notification and may be missing while the case is being investigated.

City and county	Cases
Winter Park, Dade	2
Wauchula, Desoto	2
Sebring, Desoto	2
Tampa, Hernando	2
Pompano Beach, Unknown	2
000000, Unknown	2
Boynton Beach, Broward	2
Cape Haze, Charlotte	2
Jacksonville Naval Hospital, Duval	2
Jacksonville, Alachua	2
Jacksonville, Nassau	2
Longview, Dade	2
Miramar, Dade	2
Melrose, Clay	2
Mesa, Unknown	2
Okeechobee, Lake	2
Ormond Beach, Flagler	2
Panama City, Unknown	2
Alford, Washington	2
Apopka, Duval	2
East Rockland Key, Monroe	2
Jupiter Island, Martin	2
Labelle, Collier	2
Lauderhill, Unknown	2
Longwood, Unknown	2
Long Beach, Orange	2
Maitland, Palm Beach	2
North Port, Charlotte	2
Miramar, Unknown	2
Miami, Martin	2
New Port Richey, Hillsborough	2
Venice, Dade	2
University Of Central Fl, Broward	2
Winter Park, Collier	2
Winter Park, Duval	2
Winter Park, Hillsborough	2
Winter Park, Volusia	2
Sand Lake, Orange	2
Windermere, Hillsborough	2
Cape San Blas, Gulf	2
Crescent Beach, Sarasota	2
Claysville, Hernando	2
Dade City, Unknown	2
Crestview, Walton	2
Cross Key, Monroe	2
Green Cove Springs, Duval	2
Oakland Park, Unknown	2
Marysville, Dade	2
Tampa, Broward	2
Sunrise, Unknown	2
Port Canaveral, Brevard	2
Seguin, Unknown	2
Woodside, Broward	2
Windermere, Polk	2
Winter Garden, Brevard	2
Provo, Broward	2
Scottsmoor, Brevard	2
Portland, Unknown	2
Pp, Dade	2

# COVID-19: characteristics of 1,250,275 Florida resident cases

Data through Dec 26, 2020 verified as of Dec 27, 2020 at 09:25 AM

Data in this report are provisional and subject to change.

The table below includes the cities and counties of residence for cases in Florida residents based on the patient's ZIP Code. Note that city is not always received as part of the initial notification and may be missing while the case is being investigated.

City and county	Cases
University Of Central Fl, Dade	2
University Of Central Fl, Osceola	2
Cassadaga, Volusia	2
Fort Walton Beach, Walton	2
Dunnellon, Levy	2
Orlando, Sumter	2
Orlando, Holmes	2
Naples, Broward	2
Moore Haven, Hendry	2
Lanark Village, Franklin	2
Lake Harbor, Palm Beach	2
Florida Power & Light Co, Dade	2
Gibsonia, Polk	2
Amelia City, Nassau	2
Alligator Point, Wakulla	2
Madison, Unknown	2
Lockhart, Seminole	2
Los Angeles, Broward	2
Hialeah, Broward	2
Highland Park, Polk	2
Jacksonville, Dade	2
Winter Garden, Hillsborough	2
Tangerine, Lake	2
Ocean Breeze, Martin	2
Pass, Dade	2
Apopka, Flagler	2
Apopka, Marion	2
Apopka, Sarasota	2
Clermont, Polk	2
Laurel, Sarasota	2
Greenville, Jefferson	2
Fort Pierce, Martin	2
Lecanto, Marion	2
Ludlam, Dade	2
West Palm Beach, Dade	2
Tarpon Springs, Pasco	2
Oklawaha, Marion	2
Olustee, Baker	2
Ocoee, Duval	2
Winter Garden, Broward	2
Winter Garden, Dade	2
Windermere, Osceola	2
Winter Park, St. Johns	2
Saint Petersburg, Hillsborough	2
Seven Springs, Pasco	2
Orlando, Unknown	2
Port Charlotte, Unknown	2
Punta Gorda, Lee	2
Port Saint Lucie, Martin	2
Miami, Palm Beach	2
Missing, Jackson	2
None, Dade	2
Los Angeles, Okaloosa	2
Lutz, Pinellas	2
Lake Geneva, Clay	2
Lawtey, Union	2
Lakeland, Hillsborough	2
Alligator Point, Franklin	2
Coconut Creek, Unknown	2



# COVID-19: characteristics of 1,250,275 Florida resident cases

Data through Dec 26, 2020 verified as of Dec 27, 2020 at 09:25 AM

Data in this report are provisional and subject to change.

The table below includes the cities and counties of residence for cases in Florida residents based on the patient's ZIP Code. Note that city is not always received as part of the initial notification and may be missing while the case is being investigated.

City and county	Cases
Crawfordville, Leon	2
Immokalee, Lee	2
Eatonville, Lake	2
Fort Lauderdale, Unknown	2
Gotha, Palm Beach	1
Fort Myers, Unknown	1
Fort Pierce, Unknown	1
Eatonville, Osceola	1
Edgewood, Osceola	1
Homeless, Polk	1
Homosassa, Hernando	1
Harrison, Pinellas	1
Granada Hills, Broward	1
Hailandale, Unknown	1
Hialeah, Bay	1
Cypress, Leon	1
Deland, St. Lucie	1
Deltona, Orange	1
Clermont, Osceola	1
Clewiston, Glades	1
Cartersville, Unknown	1
Anaheim, Unknown	1
Alafaya, Palm Beach	1
Athens, Duval	1
Bogota, Orange	1
Bronx, Palm Beach	1
Blountstown, Jackson	1
Belle Isle, Dade	1
Lewisburg, Pasco	1
Jerusalem, St. Johns	1
La Grange, Dade	1
Lake City, Hamilton	1
Maitland, Dade	1
Marshall, Dade	1
Louisville, Manatee	1
Los Angeles Ca, Unknown	1
Littleton, Dade	1
North Pole, Seminole	1
North Port, Lee	1
Mount Pleasant, Gadsden	1
Navarre, Okaloosa	1
New Orleans, Palm Beach	1
Newark, Broward	1
Newburgh, Bay	1
Missing, Hardee	1
Middlesburg, Duval	1
Miami, Hillsborough	1
Miami, Orange	1
Rex, Duval	1
Port Everglades, Broward	1
Peoria, Unknown	1
Pacifica, Dade	1
Orlando, Washington	1
Palm Coast, Polk	1
Palm Coast, Volusia	1
Parker, Dade	1
Okeechobee, Glades	1
Oooooo, Unknown	1
Seybold, Dade	1

# COVID-19: characteristics of 1,250,275 Florida resident cases

Data through Dec 26, 2020 verified as of Dec 27, 2020 at 09:25 AM

Data in this report are provisional and subject to change.

The table below includes the cities and counties of residence for cases in Florida residents based on the patient's ZIP Code. Note that city is not always received as part of the initial notification and may be missing while the case is being investigated.

City and county	Cases
Spring Hill , Hernando	1
Starke, Clay	1
Stone Mountain, Palm Beach	1
Saint Petersburg, St. Lucie	1
Saxis, Lee	1
Sebring, Lee	1
Saint Johns, Unknown	1
Rye, Duval	1
University Of Central Fl, Clay	1
Vernon, Unknown	1
Sun City Center, Hardee	1
Tallahassee, Duval	1
Tampa, Palm Beach	1
Tulsa, Orange	1
Winter Garden, Pinellas	1
Zolfo Springs, Polk	1
Windermere, Pasco	1
Winter Park, Calhoun	1
Winter Park, Indian River	1
Winter Park, Lee	1
Washington, Unknown	1
Wekiva Springs, Seminole	1
West Villages, Sarasota	1
Wichita, Volusia	1
Winder Garden, Orange	1
Windermere, Broward	1
Ocoee, Lee	1
Ocoee, Volusia	1
Okeechobee, St. Lucie	1
Opalocka, Dade	1
Palm Coast, Duval	1
Orlando, Hendry	1
Orlando, Levy	1
Pineland, Lee	1
Saint Cloud, Lee	1
Saint Johns, Orange	1
San Antonio, Sarasota	1
San Antonio, Unknown	1
Sanford, Volusia	1
Perry, Leon	1
Palm Springs North, Dade	1
Provincetown, Collier	1
Tangerine, Seminole	1
Tampa Palms, Hillsborough	1
Soldotna, Broward	1
South Burlington, Orange	1
Steinhatchee, Madison	1
Wesley Chapel, Alachua	1
University Of Central Florida, Monroe	1
Tewksbury, Orange	1
Toms River, Dade	1
Weston, Dade	1
Wheaton, Lee	1
Magnolia Square, Osceola	1
Maitland, Alachua	1
Lemoyne, Manatee	1
Melrose, Alachua	1
Miamf, Dade	1
Miami G, Dade	1

# COVID-19: characteristics of 1,250,275 Florida resident cases

Data through Dec 26, 2020 verified as of Dec 27, 2020 at 09:25 AM

Data in this report are provisional and subject to change.

The table below includes the cities and counties of residence for cases in Florida residents based on the patient's ZIP Code. Note that city is not always received as part of the initial notification and may be missing while the case is being investigated.

City and county	Cases
Miami, Collier	1
Marianna, Calhoun	1
Oakland, Lake	1
Oakland, Leon	1
Naples, Orange	1
New Richmond, Volusia	1
Gilmer, Dade	1
Gotha, Leon	1
Haverford, Hillsborough	1
Lawrence Township, Palm Beach	1
Las Vegas, Orange	1
Lake Placid, Alachua	1
Kingsland, Duval	1
Kissimmee, Brevard	1
Lake Forest, Lee	1
Columbus, Brevard	1
Cookeville, Seminole	1
Crestview, Holmes	1
Cumberland, Palm Beach	1
Dade City, Hillsborough	1
Charlotte, Pasco	1
Clear Brook, Lee	1
Clermont, Orange	1
Fanning Springs, Levy	1
Estero, Collier	1
Dallas, Lee	1
De Leon Springs, Putnam	1
Deland, Lake	1
Deland, Polk	1
Doctors Inlet, Clay	1
Apopka, St. Lucie	1
Belle Isle, Polk	1
Apopka, Manatee	1
99, Unknown	1
Alanson, Bay	1
Aollywoss, Dade	1
Boca Raton, Unknown	1
Bohealia, Lee	1
Blowing Rock, Polk	1
Carol Stream, Orange	1
Bryant, Alachua	1
Palm City, Unknown	1
Pembroke Pines , Broward	1
Pine Hills, Broward	1
Oviedo, Leon	1
Old Town, Gilchrist	1
Orem, Sarasota	1
Porter Ranch, Dade	1
Raiford, Bradford	1
Port Saint Lucie, Indian River	1
Pompano Beach, Alachua	1
Republic, Monroe	1
Riverview, Manatee	1
Saint Teresa, Wakulla	1
San Diego, Unknown	1
Russellville, Hillsborough	1
Saint Augustine, Okaloosa	1
University Of Central Fl, Pasco	1
Tampa, Manatee	1

# COVID-19: characteristics of 1,250,275 Florida resident cases

Data through Dec 26, 2020 verified as of Dec 27, 2020 at 09:25 AM

Data in this report are provisional and subject to change.

The table below includes the cities and counties of residence for cases in Florida residents based on the patient's ZIP Code. Note that city is not always received as part of the initial notification and may be missing while the case is being investigated.

City and county	Cases
Steinhatchee, Alachua	1
Windermere, Dade	1
Winston Salem, Unknown	1
Wilbur By The Sea, Volusia	1
Willowbrook, Lee	1
University Of Central Florida, Hillsborough	1
Wellington, Unknown	1
Vero Beach, Brevard	1
Village Of Palm Springs, Palm Beach	1
Webster, Pasco	1
Woodland Hills, Brevard	1
Westerville, Hillsborough	1
Jeffersonville, Broward	1
Knoxville, Escambia	1
Lake Mary, Lake	1
Lauderdale Hill, Unknown	1
Lake Worth, Broward	1
Homeless, Dade	1
Hickory, Lee	1
Hallandate Ben, Unknown	1
Longwood, Orange	1
Live Oak, Columbia	1
N/A, Duval	1
Naples, Alachua	1
Miamii, Dade	1
Miamt, Dade	1
Mid Florida, Seminole	1
Middleburg, Duval	1
Ocoee, Hillsborough	1
Ocala, Unknown	1
Alva, Collier	1
333, Unknown	1
Alafaya, Volusia	1
Allentown, Putnam	1
Amelia Village, Nassau	1
Apple Creek, Citrus	1
Azalea Park, Osceola	1
Chipley, Holmes	1
Chipley, Jackson	1
Colorado Springs, Unknown	1
Conifer, Lee	1
Coco River, Collier	1
Bryn Mawr, Palm Beach	1
Camden Wyoming, Duval	1
Chattanooga, Dade	1
Fortlauderdale, Unknown	1
Ft Pierce, Unknown	1
Garland, Orange	1
Fort Denaud, Glades	1
Everett, Dade	1
Fl State Lot, Leon	1
El Paso, Unknown	1
Eatonville, Seminole	1
Destin, Unknown	1
Los Angeles, Polk	1
Lakewood, Unknown	1
Maitland, Unknown	1
Middleburg, Unknown	1
Minneapolis, Broward	1

# COVID-19: characteristics of 1,250,275 Florida resident cases

Data through Dec 26, 2020 verified as of Dec 27, 2020 at 09:25 AM

Data in this report are provisional and subject to change.

The table below includes the cities and counties of residence for cases in Florida residents based on the patient's ZIP Code. Note that city is not always received as part of the initial notification and may be missing while the case is being investigated.

City and county	Cases
Missing, Charlotte	1
Melbourne, Orange	1
Miami Beach, Palm Beach	1
Miami Granders, Dade	1
Naugatuck, Lee	1
Myakka, Duval	1
New Vernon, Sarasota	1
New York, Broward	1
Opa Locka, Unknown	1
Oakland, Broward	1
Oakland, Manatee	1
Ocoee, Polk	1
Pensacola, Santa Rosa	1
Ponce, Orange	1
Plant City, Pinellas	1
Plantation, Unknown	1
Fdsf, Unknown	1
Flora, Lee	1
Fwb, Unknown	1
Gastonia, Polk	1
Knoxville, Duval	1
Green, Clay	1
Greensburg, Orange	1
Gulf Shores, Escambia	1
Havanna, Gadsden	1
Hialeah Lakes, Dade	1
Hilliard, Dade	1
Hollywood, Leon	1
Holt, Unknown	1
Humble, Broward	1
Bryn Mawr, Collier	1
Apopka, Palm Beach	1
Aspen, Palm Beach	1
Atlanta, Broward	1
Azalea Park, Sarasota	1
Bartow, Unknown	1
Boca Rotan, Unknown	1
Clermont, Unknown	1
Duke Field Air Force Station, Okaloosa	1
Deltona , Volusia	1
Columbia, Orange	1
Coral Springs, Unknown	1
Cornelius, Leon	1
Crestview, Dade	1
Dade City, Polk	1
Dania, Unknown	1
Darien, Pasco	1
University Of Central Fl, St. Johns	1
University Of Central Florida, Dade	1
Telluride, Lee	1
South Otselic, Dade	1
Sumatra, Liberty	1
Springhill, Unknown	1
Port Charlotte Fl, Unknown	1
Richmond Heights, Dade	1
Rochester, Lee	1
Rosemary Beach, Bay	1
Saint Petersburg, Dade	1
San Juan, Osceola	1

# COVID-19: characteristics of 1,250,275 Florida resident cases

Data through Dec 26, 2020 verified as of Dec 27, 2020 at 09:25 AM

Data in this report are provisional and subject to change.

The table below includes the cities and counties of residence for cases in Florida residents based on the patient's ZIP Code. Note that city is not always received as part of the initial notification and may be missing while the case is being investigated.

City and county	Cases
San Pedro Sula, Dade	1
Winter Garden, Sumter	1
Wayne, Dade	1
West Simsbury, Collier	1
Wimauma, Manatee	1
Windermere, Lee	1
Tinley Park, Lee	1
Sarasota, Unknown	1
Saint Petersburg, Bay	1
Ridgewood, Lee	1
Roseville, Broward	1
San Marcos, Unknown	1
Surprise, Unknown	1
St Cloud, Orange	1
Syracuse, Unknown	1
Vernon, Walton	1
Unknown, Manatee	1
Venezuela, Unknown	1
University Of Central Florida, Duval	1
Twentynine Palms, Broward	1
Pooler, Broward	1
Plantation Key, Monroe	1
Plantation, Leon	1
Port St. Lucie, Unknown	1
Putnam, Putnam	1
Orlando, Walton	1
Oviedo, Lake	1
Pensacola, Dade	1
Panomo City, Bay	1
Orem, Dade	1
Ocoee, Manatee	1
Okeechobi, Unknown	1
Orlando, Clay	1
Orlando, Gadsden	1
Xifamk, Dade	1
Winfield, Hillsborough	1
Winter Garden, Lee	1
Winter Garden, Unknown	1
Winter Park, Bay	1
Weirsdale, Lake	1
Whippany, Volusia	1
Key West, Palm Beach	1
Kilgore, Dade	1
Macclenny, Dixie	1
Madison, Jefferson	1
Jupiter Inlet, Palm Beach	1
Jzx, Unknown	1
Land O Lakes, Unknown	1
Landolakes, Unknown	1
Lawton, Okaloosa	1
Lima, Volusia	1
Irmo, Unknown	1
Island Grove, Alachua	1
Jacksonville, Baker	1
Ocala, Duval	1
North Porte, Unknown	1
Notrealville, Polk	1
Monument, Broward	1
Morrisville, Palm Beach	1



# COVID-19: characteristics of 1,250,275 Florida resident cases

Data through Dec 26, 2020 verified as of Dec 27, 2020 at 09:25 AM

Data in this report are provisional and subject to change.

The table below includes the cities and counties of residence for cases in Florida residents based on the patient's ZIP Code. Note that city is not always received as part of the initial notification and may be missing while the case is being investigated.

City and county	Cases
North Brunswick, St. Lucie	1
North Lauderdale, Unknown	1
Mokena, Lee	1
Missing, Lafayette	1
Miami Dade, Unknown	1
Metter, Manatee	1
Miamksaohes, Dade	1
Greensboro, Leon	1
Glen Cove, Unknown	1
Glen Saint Mary, Duval	1
Gainesville, Levy	1
Fleming Island, Duval	1
Crystal River, Marion	1
Deerfield Beach, Polk	1
Defuniak Springs, Okaloosa	1
Eatonville, Hillsborough	1
Clearwater, Leon	1
Crestview, Broward	1
Clarcona, Seminole	1
Bushnell, Unknown	1
Callahan, Duval	1
Bradenton, Lee	1
Bogota, Unknown	1
Alafaya, Pinellas	1
Apopka, Leon	1
Atlanta, Walton	1
Attalla, Broward	1
Azalea Park, Lake	1
Azalea Park, Polk	1
Winnetka, Dade	1
Sandestin, Walton	1
Scottsdale, Brevard	1
Saint Petersburg, Duval	1
St Peterburg, Orange	1
Stiamk, Dade	1
Sun City Center, Lee	1
Surfside Beach, Orange	1
Pompano Beach, Dade	1
Pompano Beach, Osceola	1
Port Charlotte, Lee	1
Port Richey, Unknown	1
Pine Hills, Polk	1
Painted Post, Pasco	1
Palatka, Marion	1
Roswell, Bay	1
Ruskin, Dade	1
Ruskin, Manatee	1
Port Saint Lucie, Marion	1
Port St Luice, Unknown	1
Port St. Lucie, St. Lucie	1
Rivera Beach, Unknown	1
Winter Springs, Orange	1
Youngstown, Washington	1
Zellwood, Brevard	1
Zellwood, Osceola	1
Winter Park, Manatee	1
Winter Park, Palm Beach	1
Winter Park, Pinellas	1
West Hollywood, Broward	1

# COVID-19: characteristics of 1,250,275 Florida resident cases

Data through Dec 26, 2020 verified as of Dec 27, 2020 at 09:25 AM

Data in this report are provisional and subject to change.

The table below includes the cities and counties of residence for cases in Florida residents based on the patient's ZIP Code. Note that city is not always received as part of the initial notification and may be missing while the case is being investigated.

City and county	Cases
Weston, Unknown	1
Wildwood, Lee	1
West Palm Beach, Unknown	1
Tavares, Unknown	1
Temple, Palm Beach	1
Wabasha, Clay	1
Unknown, Duval	1
Newaygo, Charlotte	1
Na, Dade	1
Naples, Leon	1
Missing, Desoto	1
Milford, Bay	1
Okeechobee, Highlands	1
Pensacola Naval Hospital, Escambia	1
Mattoon, Lee	1
Marathon Shores, Monroe	1
Marianna, Leon	1
Marianna, Washington	1
Mary Esther, Hillsborough	1
Los Angeles, Orange	1
Lecanto, Palm Beach	1
Littleton, St. Johns	1
Lake In The Hills, Broward	1
Lake Worth, Unknown	1
Land, Unknown	1
Jupiter, Pinellas	1
Kansas City, Palm Beach	1
Delray Beach, Broward	1
Fort Lauderdale, Lee	1
Fort Pierce, Brevard	1
Fort Worth, Broward	1
Franklin, Orange	1
Gainesville, Santa Rosa	1
Gwynn Oak, Polk	1
High Springs, Columbia	1
Indianapolis, Lee	1
Jena, Taylor	1
Belle Isle, Seminole	1
Boys Ranch, Suwannee	1
Coal City, Pasco	1
Celebration, Orange	1
Commerce Township, Manatee	1
Crescent City, Marion	1
Crestview, Unknown	1
Altamonte Springs, Orange	1
Alys Beach, Walton	1
Apo, Collier	1
Apopka, Alachua	1
Apopka, Citrus	1
Addison, Pasco	1
Alafaya, Dade	1
Arabi, Orange	1
At Large, Broward	1
Austin, Dade	1
Azalea Park, Broward	1
Big Torch Key, Monroe	1
Black, Holmes	1
Boca Raton, Lee	1
Bonifay, Unknown	1

# COVID-19: characteristics of 1,250,275 Florida resident cases

Data through Dec 26, 2020 verified as of Dec 27, 2020 at 09:25 AM

Data in this report are provisional and subject to change.

The table below includes the cities and counties of residence for cases in Florida residents based on the patient's ZIP Code. Note that city is not always received as part of the initial notification and may be missing while the case is being investigated.

City and county	Cases
Pembroke Pines, Dade	1
Pensacola, Sumter	1
Paducah, Manatee	1
Oldsrav, Manatee	1
Middletown, Osceola	1
North Laud, Unknown	1
Monroe, Dade	1
Monroe, Hillsborough	1
Longwood, Broward	1
Lucedale, St. Lucie	1
Macclenny, Duval	1
Mantua, Broward	1
Mayaguez, Dade	1
Interlachen, Duval	1
Hialeahgardens, Dade	1
Hoosick Falls, Broward	1
Hosford, Calhoun	1
Bronson, Alachua	1
Brooker, Alachua	1
Bonita, Lee	1
Brandon, Pinellas	1
Alva, Escambia	1
Arcadia, Highlands	1
Baker, Santa Rosa	1
Armstrong, St. Johns	1
Atl, Brevard	1
Belmont, Santa Rosa	1
Blountstown, Broward	1
Belle Isle, Duval	1
Cincinnati, Dade	1
Champions Gate, Osceola	1
Dfafs, Okaloosa	1
Davie, Unknown	1
Dayton, Orange	1
Gibsonton, Unknown	1
Greenbrier, Bay	1
Edgewood, Broward	1
Floral, Okaloosa	1
Powell, Lee	1
Perth Amboy, Hillsborough	1
Puerto Rico, Unknown	1
Randolph, Orange	1
Saint Petersburg, Charlotte	1
Saint Lucie Village, St. Lucie	1
Summerfield, Unknown	1
Suntise, Dade	1
Tallahassee, Madison	1
Sanford, Orange	1
Sharpes, Brevard	1
Sorrento, Orange	1
Westlake Village, Unknown	1
Windermere, Volusia	1
Wtixrat, Dade	1
Watersound, Bay	1
Unk, Duval	1
Ventura, Orange	1
Trenton, Dixie	1
Unknown, Unknown	1
Toms River, Lee	1

# COVID-19: characteristics of 1,250,275 Florida resident cases

Data through Dec 26, 2020 verified as of Dec 27, 2020 at 09:25 AM

Data in this report are provisional and subject to change.

The table below includes the cities and counties of residence for cases in Florida residents based on the patient's ZIP Code. Note that city is not always received as part of the initial notification and may be missing while the case is being investigated.

City and county	Cases
Tourist, Dade	1
Saint Joseph, Volusia	1
Russellville, Bay	1
Port Saint Lucie, Palm Beach	1
Prattville, Hillsborough	1
Prestonsburg, Bay	1
Quincy, Jackson	1
Rapid City, Broward	1
Red Bay, Holmes	1
Orlando, Putnam	1
Orlo Vista, Orange	1
Other, Dade	1
Piasa, Putnam	1
Pass-A-Grille Beach, Pinellas	1
Pembroke Lakes, Broward	1
Palmetto Bay, Palm Beach	1
Waipahu, Santa Rosa	1
Ward, Polk	1
Wellborn, Columbia	1
Suitland, Volusia	1
Winter Garden, Marion	1
Winter Park, Citrus	1
Winter Park, Hendry	1
West Yarmouth, St. Lucie	1
Venetian Islands, Dade	1
San Antonio, Orange	1
Seminole, Leon	1
Shirley, Flagler	1
Syracuse, Polk	1
Tallahassee, Dade	1
Tamarac, Dade	1
Tampa, Unknown	1
Tavares, Orange	1
Town Of Nocatee, St. Johns	1
University Of Central Fl, Pinellas	1
Unkn, Duval	1
Woodbine, Nassau	1
Winter Garden, Duval	1
North Palm Beach, Orange	1
Northport, Sarasota	1
Oakland, Lee	1
Missing, Levy	1
Missing, State-Call Center	1
Monroe Township, Palm Beach	1
Moore Haven, Okeechobee	1
Morrisville, Unknown	1
Ldhl, Broward	1
Little Neck, Lee	1
Milford, Lee	1
Micanopy, Marion	1
Mckinney, Broward	1
Miamc, Dade	1
Las Vegas, Palm Beach	1
Lake Butler, Alachua	1
Knoxville, Bay	1
Kingsland, Nassau	1
Indian Rocks Beach, Duval	1
Key West, Duval	1
Hoclywsod, Dade	1

# COVID-19: characteristics of 1,250,275 Florida resident cases

Data through Dec 26, 2020 verified as of Dec 27, 2020 at 09:25 AM

Data in this report are provisional and subject to change.

The table below includes the cities and counties of residence for cases in Florida residents based on the patient's ZIP Code. Note that city is not always received as part of the initial notification and may be missing while the case is being investigated.

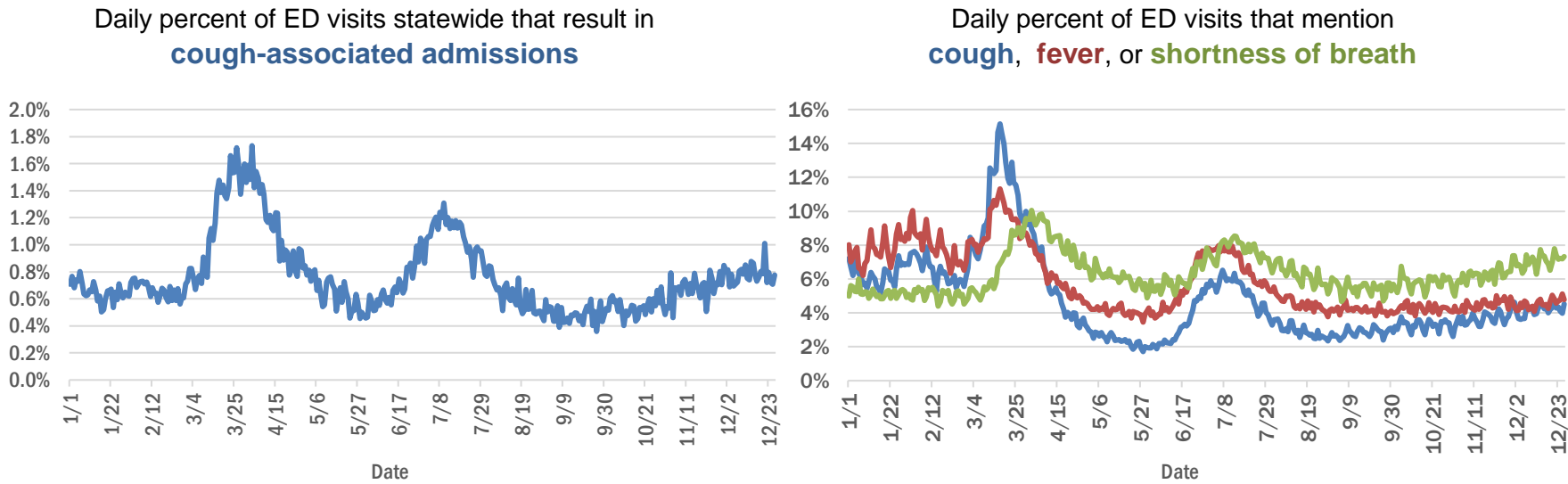
City and county	Cases
Homeless, Hillsborough	1
Homeless, Monroe	1
Homeless, Pinellas	1
Inwood, Broward	1
Irvine, Marion	1
Jefferson, Dade	1
Jonesboro, Leon	1
Jupiter, Dade	1
Jupiter, St. Lucie	1
Kenilworth, Leon	1
Fort Lauderdale, Leon	1
Fort White, Clay	1
Far Rockaway, Dade	1
Fisher Island, Unknown	1
Doral, Unknown	1
Downingtown, Hillsborough	1
Deer Park, Dade	1
Deerfield Beach, Unknown	1
Deland, Seminole	1
Hallandale, Unknown	1
Hiawassee, Osceola	1
Hernando, Marion	1
Hialeah, Collier	1
Greensburg, Palm Beach	1
Gurabo, Osceola	1
Garden City, Alachua	1
Gaylord, Orange	1
Carmel, Orange	1
Caracas, Dade	1
Brandon, Unknown	1
Brooklyn, Broward	1
Brooklyn, Dade	1
Brooklyn, Lee	1
Dallas, Hernando	1
Coconut Ck, Unknown	1
Chicago, Unknown	1
Apopka, Brevard	1
Apopka, Clay	1
Apopka, Polk	1
Asheville, Highlands	1
Astoria, Broward	1
Bartow, Hardee	1
Boca Raton, Broward	1
Belle Isle, Osceola	1
Bel Air, Collier	1
Alachua, Duval	1
Alpharetta, Broward	1
Total	1,250,275

# COVID-19: additional surveillance information

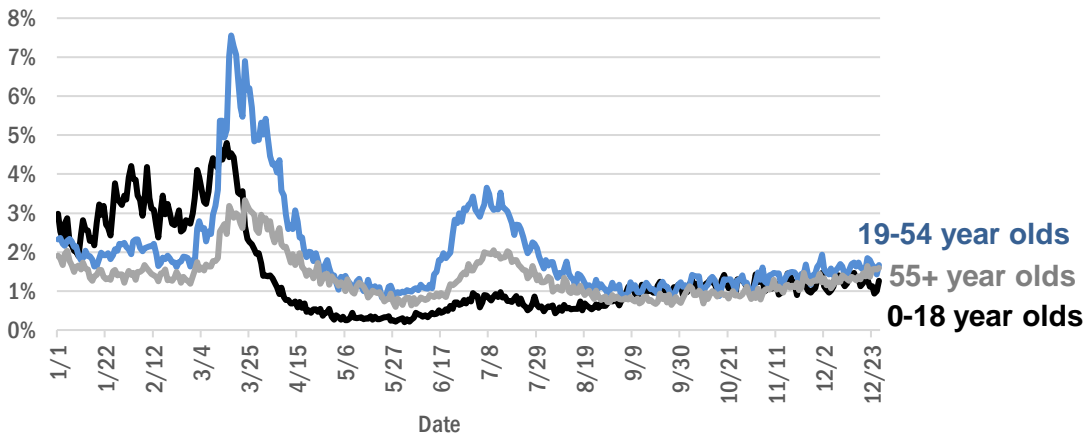
Data through Dec 26, 2020 verified as of Dec 27, 2020 at 09:25 AM

Data in this report are provisional and subject to change.

## Statewide emergency department (ED) chief complaint and admission data



## Daily percent of ED visits statewide that mention cough by age group



The Electronic Surveillance System for the Early Notification of Community-Based Epidemics (ESSENCE-FL) includes chief complaint data from 211 of 211 Florida EDs. Data are transmitted electronically to ESSENCE-FL daily or hourly.



# COVID-19: testing by laboratory

Data through Dec 26, 2020 verified as of Dec 27, 2020 at 09:25 AM

Data in this report are provisional and subject to change.

The numbers in the table below represent the number of Florida and non-Florida residents for whom test results were received by the Department of Health. A person can be tested by more than one laboratory and can have both positive and negative results. **Therefore, the sum of the numbers in each column will be larger than the total number of people tested.**

Reporting lab	Inconclusive	Negative	Positive	Percent positive	Total
LABORATORY CORPORATION OF AMERICA	2,140	1,341,701	170,803	11%	1,514,644
QUEST DIAGNOSTICS	9,875	1,188,145	167,092	12%	1,365,112
CURATIVE LABS	9,240	948,263	121,169	11%	1,078,672
BIO REFERENCE LABORATORIES, INC	7,267	781,330	143,023	15%	931,620
GENETWORX	661	390,607	32,936	8%	424,204
REALTOX LABS LLC	3,915	352,569	56,346	14%	412,830
HELIX	4,140	343,916	51,410	13%	399,466
RCA LABORATORY SERVICES, LLC		225,478	18,000	7%	243,478
EAST FLORIDA STATE COLLEGE - BREVARD		212,890	26,987	11%	239,877
NOMI HEALTH LAB SERVICES		172,661	19,529	10%	192,190
IMPACT HEALTH BIOMETRIC TESTING, INC	928	167,338	17,423	9%	185,689
CDR MAGUIRE - HEALTH CARE CENTER		150,955	19,919	12%	170,874
REAL DIAGNOSTICS	896	138,384	17,207	11%	156,487
BPHL-JACKSONVILLE	18	127,392	20,894	14%	148,304
ELABNETWORK	1,058	133,554	11,139	8%	145,751
MAKO GENOMICS	6,061	118,888	20,025	14%	144,974
MAYO CLINIC LABORATORIES	292	114,742	13,011	10%	128,045
NORTHWEST LABORATORY	246	120,966	6,469	5%	127,681
ADVENTHEALTH LAB	99	111,742	12,019	10%	123,860
BAYCARE LABORATORIES LLC	486	106,750	9,288	8%	116,524
ADVENT HEALTH LAB	112	101,260	13,957	12%	115,329
MEDICAL DIAGNOSTIC LABORATORIES	968	98,028	14,068	12%	113,064
BPHL-MIAMI	225	94,302	15,300	14%	109,827
MEMORIAL REGIONAL HOSPITAL SOUTH	22	90,860	18,012	17%	108,894
BIOCOLLECTIONS WORLDWIDE, INC	643	95,491	12,116	11%	108,250
ASCENSION SACRED HEART HOSPITAL - PENSACOLA	2	92,397	12,825	12%	105,224
NOMI_HEALTH		91,725	11,307	11%	103,032
FULGENT DIAGNOSTICS LABORATORY	1,683	89,520	8,587	9%	99,790
ORLANDO HEALTH SYSTEM	606	90,280	8,862	9%	99,748
KORVALABS, INC	1,281	90,848	4,657	5%	96,786
BPHL-TAMPA (SPECTRUM BLVD)	45	69,714	12,165	15%	81,924
SUNPATH MEDICAL DIAGNOSTICS LABORATORY	723	70,092	10,239	13%	81,054
TAMPA GENERAL HOSPITAL	4	74,067	6,301	8%	80,372
UF HEALTH MEDICAL LAB	33	72,246	6,258	8%	78,537
DIATHERIX LABORATORIES		67,803	9,615	12%	77,418
TESTING MATTERS INC	116	65,574	9,026	12%	74,716
AKESOGEN		60,831	10,118	14%	70,949
PWNHEALTH	133	61,545	5,242	8%	66,920
BAPTIST HEALTH SOUTH FLORIDA	256	57,331	8,891	13%	66,478
ASCENSION ST VINCENT'S - RIVERSIDE	1	53,914	6,790	11%	60,705
JACKSON MEMORIAL HOSPITAL CLINICAL LAB	79	48,612	9,107	16%	57,798
LAKELAND REGIONAL MEDICAL CENTER	121	48,467	5,617	10%	54,205
ARUP LABORATORIES	16	49,978	2,905	5%	52,899
UF HEALTH SHANDS HOSPITAL	321	49,248	3,165	6%	52,734
AMERICAN HEALTH ASSOCIATES	9	46,992	3,519	7%	50,520
SOUTH MIAMI HOSPITAL LAB	208	42,019	5,609	12%	47,836
AIT LABORATORIES		42,729	4,929	10%	47,658

# COVID-19: testing by laboratory

Data through Dec 26, 2020 verified as of Dec 27, 2020 at 09:25 AM

Data in this report are provisional and subject to change.

The numbers in the table below represent the number of Florida and non-Florida residents for whom test results were received by the Department of Health. A person can be tested by more than one laboratory and can have both positive and negative results. **Therefore, the sum of the numbers in each column will be larger than the total number of people tested.**

Reporting lab	Inconclusive	Negative	Positive	Percent positive	Total
VIRACOR EUROFINS		34,988	9,718	22%	<b>44,706</b>
APPLIED INGENUITY DIAGNOSTICS LLC		38,255	1,688	4%	<b>39,943</b>
BAPTIST HEALTH - JACKSONVILLE	4	36,182	2,564	7%	<b>38,750</b>
TALLAHASSEE MEMORIAL HOSPITAL	163	34,256	3,945	10%	<b>38,364</b>
ORANGE COUNTY CONVENTION CENTER		33,330	3,655	10%	<b>36,985</b>
MIAMI DADE COUNTY☐		32,093	3,527	10%	<b>35,620</b>
INGENIOUS PERSONALIZED MEDICINE	137	29,372	5,648	16%	<b>35,157</b>
WALGREENS	30	28,245	5,190	16%	<b>33,465</b>
LEE HEALTH - CAPE CORAL HOSPITAL	3	28,190	4,568	14%	<b>32,761</b>
BROWARD GENERAL MEDICAL CENTER-CLINICAL LAB	2	29,421	2,986	9%	<b>32,409</b>
SARASOTA MEMORIAL HOSPITAL MAIN LAB	12	29,700	2,427	8%	<b>32,139</b>
MILLENNIUM PHYSICIAN GROUP	17	26,737	4,636	15%	<b>31,390</b>
UNIVERSITY OF MIAMI HOSPITAL	32	27,462	2,923	10%	<b>30,417</b>
NICKLAUS CHILDREN'S HOSPITAL	55	25,992	3,725	13%	<b>29,772</b>
FLORIDA HOSPITAL - TAMPA	37	27,221	2,252	8%	<b>29,510</b>
UF HEALTH JACKSONVILLE	42	26,484	2,577	9%	<b>29,103</b>
ECCO LAB GROUP CO	411	23,970	3,975	14%	<b>28,356</b>
GENESIS REFERENCE LABORATORIES		23,415	2,274	9%	<b>25,689</b>
NORTH FLORIDA REGIONAL MEDICAL CENTER		21,508	2,324	10%	<b>23,832</b>
ST JOSEPHS HOSPITAL LABORATORY	20	20,956	2,698	11%	<b>23,674</b>
MOUNT SINAI MEDICAL CENTER	7	21,385	2,125	9%	<b>23,517</b>
BRANDON REGIONAL HOSPITAL		20,406	2,513	11%	<b>22,919</b>
JUPITER MEDICAL CENTER LAB	59	20,784	1,849	8%	<b>22,692</b>
PALMETTO GENERAL HOSPITAL LAB	3	18,031	3,786	17%	<b>21,820</b>
ADVENTIST HEALTH SYSTEMS SUNBELT INC DBA		20,246	1,345	6%	<b>21,591</b>
ACCESS DX LABORATORY	200	19,191	1,932	9%	<b>21,323</b>
STATLAB_MOBILE	1	19,244	1,983	9%	<b>21,228</b>
JFK MEDICAL CENTER LAB	1	18,766	2,358	11%	<b>21,125</b>
AEGIS SCIENCES CORPORATION	90	18,292	2,353	11%	<b>20,735</b>
ADVENT HEALTH - DAYTONA BEACH	32	18,887	1,455	7%	<b>20,374</b>
NAPLES COMMUNITY HOSPITAL	64	17,939	1,821	9%	<b>19,824</b>
LAB DIAGNOSTICS LLC	380	13,600	5,196	27%	<b>19,176</b>
INTEGRATED REGIONAL LABORATORIES LLP		16,426	2,513	13%	<b>18,939</b>
AVENTUS BIO LABS	16	16,123	2,180	12%	<b>18,319</b>
PANCARE OF FLORIDA INC		16,439	1,700	9%	<b>18,139</b>
DWIC OF TAMPA BAY INC		17,063	877	5%	<b>17,940</b>
PATIENTS FIRST LAKE ELLA MEDICAL CENTER PA		14,983	2,658	15%	<b>17,641</b>
HEALTH CENTER AT SINAI RESIDENCES		16,942	506	3%	<b>17,448</b>
DRS CLACK SPENCER WHITE & MCCORMACK PA D/B/A		15,772	1,563	9%	<b>17,335</b>
MORTON PLANT HOSPITAL-ADLER INSTITUTE	14	15,693	1,627	9%	<b>17,334</b>
STS LAB 2 LLC	6	16,500	666	4%	<b>17,172</b>
BIOCERNA LABS	461	14,582	2,112	12%	<b>17,155</b>
EXACT SCIENCES LABORATORIES		15,532	1,541	9%	<b>17,073</b>
SAINT MARY'S MEDICAL CENTER	22	15,077	1,756	10%	<b>16,855</b>

# COVID-19: testing by laboratory

Data through Dec 26, 2020 verified as of Dec 27, 2020 at 09:25 AM

Data in this report are provisional and subject to change.

The numbers in the table below represent the number of Florida and non-Florida residents for whom test results were received by the Department of Health. A person can be tested by more than one laboratory and can have both positive and negative results. **Therefore, the sum of the numbers in each column will be larger than the total number of people tested.**

Reporting lab	Inconclusive	Negative	Positive	Percent positive	Total
HEALTHLINK DIAGNOSTIC LABORATORIES	162	15,288	1,356	8%	16,806
HOLY CROSS HOSPITAL CLINICAL LAB	1	15,318	1,106	7%	16,425
WATSON CLINIC LLP		12,917	2,577	17%	15,494
INDIAN RIVER MEDICAL CENTER LAB		13,669	849	6%	14,518
CLEVELAND CLINIC HOSPITAL LAB	4	12,598	1,642	12%	14,244
LEESBURG REGIONAL MEDICAL CENTER		12,633	1,451	10%	14,084
INFINITY BIOLOGIX LLC	48	13,381	496	4%	13,925
OSCEOLA REGIONAL MEDICAL CENTER	1	12,124	1,703	12%	13,828
HOMESTEAD HOSPITAL CLINICAL LABORATORY	25	11,186	2,276	17%	13,487
MALABAR MEDICAL WALK IN CLINIC		11,592	1,801	13%	13,393
WELLINGTON REGIONAL MED CTR LAB	5	11,898	1,451	11%	13,354
MEMORIAL HOSPITAL JACKSONVILLE	8	11,063	2,044	16%	13,115
BAYFRONT HEALTH - ST PETERSBURG	17	10,860	1,725	14%	12,602
MEMORIAL REGIONAL HOSPITAL CLINICAL LABORATORY	10	11,393	774	6%	12,177
NORTHWEST MEDICAL CENTER	1	10,650	1,449	12%	12,100
ORANGE PARK MEDICAL CENTER	9	10,137	1,899	16%	12,045
WEST KENDALL BAPTIST HOSPITAL	10	9,770	2,232	19%	12,012
FLORIDA HOSPITAL WATERMAN LABORATORY	70	10,997	857	7%	11,924
DELRAY MEDICAL CENTER LAB	3	10,784	1,122	9%	11,909
LEE HEALTH - LEE MEMORIAL HOSPITAL		8,926	2,978	25%	11,904
PRIVA PATH LABS	54	11,222	623	5%	11,899
ST MARKS HOSPITAL LABORATORY B	78	10,627	1,002	9%	11,707
BETHESDA HOSPITAL EAST		10,672	983	8%	11,655
OAK HILL HOSPITAL		10,333	1,162	10%	11,495
LAWNWOOD REGIONAL MEDICAL CENTER	1	9,926	1,445	13%	11,372
PWN HEALTH	17	9,315	2,039	18%	11,371
VISTA CLINICAL DIAGNOSTICS	220	10,143	835	7%	11,198
BAPTIST HEALTH - SOUTH		10,387	805	7%	11,192
CLEVELAND CLINIC TRADITION HOSPITAL		10,336	688	6%	11,024
ST ANTHONY'S HOSPITAL LAB	16	9,857	1,128	10%	11,001
WINTER HAVEN HOSPITAL CLINICAL LABORATORY	3	9,385	1,521	14%	10,909
UHEALTH CORAL GABLES/LENNAR MED CTR	3	10,248	587	5%	10,838
BINAXNOW	9	8,436	2,373	22%	10,818
LARGO MEDICAL CENTER		9,687	1,096	10%	10,783
LARKIN COMMUNITY HOSPITAL INC DBA CARDIOTROPIC		6,820	3,621	35%	10,441
GOOD SAMARITAN MEDICAL CENTER LAB	1	9,053	1,316	13%	10,370
UNITED CLINICAL LABORATORY LLC	2	8,873	1,418	14%	10,293
WESTSIDE REGIONAL MED CTR	2	8,740	1,412	14%	10,154
LARKIN COMMUNITY HOSPITAL	10	8,670	1,334	13%	10,014
BAPTIST HEALTHCARE - BAPTIST HOSPITAL	5	8,123	1,822	18%	9,950
MERCY HOSPITAL A CAMPUS OF PLANTATION GEN HOSP LAB	1	8,283	1,607	16%	9,891
AHALABS		9,505	367	4%	9,872
COAST DIAGNOSTICS LLC	33	9,020	807	8%	9,860
SRQ DRIVE THROUGH		8,944	905	9%	9,849
ST JOSEPHS HOSPITAL	12	8,589	1,170	12%	9,771

# COVID-19: testing by laboratory

Data through Dec 26, 2020 verified as of Dec 27, 2020 at 09:25 AM

Data in this report are provisional and subject to change.

The numbers in the table below represent the number of Florida and non-Florida residents for whom test results were received by the Department of Health. A person can be tested by more than one laboratory and can have both positive and negative results. **Therefore, the sum of the numbers in each column will be larger than the total number of people tested.**

Reporting lab	Inconclusive	Negative	Positive	Percent positive	Total
GULF COAST MEDICAL CENTER MICROLAB		7,663	2,107	22%	<b>9,770</b>
PALMS WEST HOSPITAL LAB	2	8,392	1,357	14%	<b>9,751</b>
INDIAN RIVER PATHOLOGY LLC		8,966	762	8%	<b>9,728</b>
MEDICAL CENTER OF TRINITY CLINICAL LABORATORY	1	8,772	940	10%	<b>9,713</b>
ACCESS MEDICAL LABORATORIES	2	5,282	4,412	46%	<b>9,696</b>
PALM BEACH BALL PARK		8,605	996	10%	<b>9,601</b>
WEST FLORIDA HOSPITAL LAB		7,760	1,840	19%	<b>9,600</b>
MEASE COUNTRYSIDE LAB	7	8,646	892	9%	<b>9,545</b>
AVECINA	17	8,829	613	6%	<b>9,459</b>
REGIONAL MEDCIAL CENTER BAYONET POINT	2	8,803	651	7%	<b>9,456</b>
THE VILLAGES REGIONAL HOSPITAL		8,610	738	8%	<b>9,348</b>
LAKE CITY HM		8,642	632	7%	<b>9,274</b>
HALIFAX MEDICAL CENTER LAB	34	7,884	1,279	14%	<b>9,197</b>
CORAL GABLES HOSPITAL CLINICAL LABORATORY		7,718	1,462	16%	<b>9,180</b>
WEST BOCA MEDICAL CENTER LAB		8,457	685	7%	<b>9,142</b>
MANATEE MEMORIAL HOSPITAL		8,348	720	8%	<b>9,068</b>
CAPITAL REGIONAL MEDICAL CTR		7,400	1,661	18%	<b>9,061</b>
AVENTURA HOSPITAL LAB		7,322	1,665	19%	<b>8,987</b>
BOSTON HEART DIAGNOSTICS CORP		7,683	1,162	13%	<b>8,845</b>
BLAKE MEDICAL CENTER		7,735	1,101	12%	<b>8,836</b>
LEE HEALTH - HEALTH PARK MEDICAL CENTER		7,302	1,437	16%	<b>8,739</b>
PALM BEACH GARDENS MEDICAL CTR LAB		7,924	775	9%	<b>8,699</b>
FLORIDA HOSPITAL HEARTLAND MED CTR CLINICAL LAB	33	7,575	1,068	12%	<b>8,676</b>
NONA SCIENTIFIC	5	6,756	1,854	22%	<b>8,615</b>
ADVENT HEALTH - WESLEY CHAPEL	14	7,742	725	9%	<b>8,481</b>
AVECINA MEDICAL OAKLEAF	3	6,977	1,330	16%	<b>8,310</b>
GENOVA DIAGNOSTICS LABORATORY	33	7,659	580	7%	<b>8,272</b>
DOCTORS HOSPITAL	4	6,813	1,286	16%	<b>8,103</b>
GENESIS MEDICAL LABORATORY	100	6,955	1,041	13%	<b>8,096</b>
PATHNOSTICS	20	6,207	1,796	22%	<b>8,023</b>
FLORIDA LABORATORY ANALYSIS		7,054	824	10%	<b>7,878</b>
LAKE CITY MEDICAL CENTER		6,323	1,541	20%	<b>7,864</b>
AVECINA MEDICAL	4	6,130	1,728	22%	<b>7,862</b>
P4 CLINICAL, LLC	85	7,117	620	8%	<b>7,822</b>
INFORM DIAGNOSTICS, INC		7,252	406	5%	<b>7,658</b>
NCH NORTH NAPLES HOSPITAL LAB	15	6,733	828	11%	<b>7,576</b>
NIGHT LITE PEDIATRICS	4	5,768	1,748	23%	<b>7,520</b>
PLANTATION GENERAL HOSPITAL		6,342	1,172	16%	<b>7,514</b>
FLORIDA MEDICAL CENTER - A CAMPUS OF NORTH SHORE	2	6,623	881	12%	<b>7,506</b>
FLORIDA HOSPITAL FLAGLER	29	6,948	502	7%	<b>7,479</b>
BAPTIST HEALTH SOUTH FLORIDA - WEST KENDALL URGENT CARE		6,311	1,129	15%	<b>7,440</b>
CORAL SPRINGS MED CTR		6,674	677	9%	<b>7,351</b>
NEMOURS CHILDRENS HOSPITAL	1	7,047	296	4%	<b>7,344</b>
NORTHSIDE HOSPITAL AND HEART INSTITUTE		6,603	687	9%	<b>7,290</b>
NIGHT LITE PEDIATRIC CENTER LLC		6,669	599	8%	<b>7,268</b>
ADVENTHEALTH CENTRA CARE LAKE BUENA VISTA		6,756	451	6%	<b>7,207</b>
FLORIDA HOSPITAL DELAND	10	6,199	882	12%	<b>7,091</b>



# COVID-19: testing by laboratory

Data through Dec 26, 2020 verified as of Dec 27, 2020 at 09:25 AM

Data in this report are provisional and subject to change.

The numbers in the table below represent the number of Florida and non-Florida residents for whom test results were received by the Department of Health. A person can be tested by more than one laboratory and can have both positive and negative results. **Therefore, the sum of the numbers in each column will be larger than the total number of people tested.**

Reporting lab	Inconclusive	Negative	Positive	Percent positive	Total
NORTH SHORE MEDICAL CENTER		5,866	1,172	17%	7,038
THE HEALTHCARE DISTRICT OF PALM BEACH COUNTY	30	6,279	722	10%	7,031
CENTRAL FLORIDA REGIONAL HOSPITAL		6,341	640	9%	6,981
BROWARD HEALTH NORTH CLINICAL LABORATORY		6,127	757	11%	6,884
FLORIDA HOSPITAL ZEPHYRHILLS	10	6,253	618	9%	6,881
MINUTECLINIC LLC		5,975	884	13%	6,859
ALL CHILDREN'S HOSPITAL		6,413	405	6%	6,818
MEDFAST URGENT CARE CENTERS, LLC	4	5,950	814	12%	6,768
KD MEDICAL CHOICE LLC	1	6,093	660	10%	6,754
LUMINUS DIAGNOSTICS		6,191	535	8%	6,726
FLORIDA HOSPITAL OF CARROLLWOOD	22	5,769	797	12%	6,588
OCALA REGIONAL MEDICAL CENTER		5,775	739	11%	6,514
VISTA CLINICAL	8	3,755	2,673	42%	6,436
WEST PALM HOSPITAL LAB		5,927	508	8%	6,435
LEON MEDICAL CENTERS LLC		5,009	1,403	22%	6,412
CLEVELAND CLINIC MARTIN SOUTH HOSPITAL	1	5,847	561	9%	6,409
MEMORIAL HOSPITAL WEST LABORATORY SERVICES	14	5,760	596	9%	6,370
LEE HEALTH - GULF COAST MEDICAL CENTER	2	5,147	1,183	19%	6,332
AMERICAN FAMILY CARE		3,569	2,676	43%	6,245
MEDEXPRESS URGENT CARE	2	4,213	2,021	32%	6,236
BAPTIST HEALTH - BEACHES		5,760	447	7%	6,207
VIKOR SCIENTIFIC	6	5,023	1,122	18%	6,151
CARDIOPATH	1	5,568	553	9%	6,122
FULGENT DIAGNOSTICS	98	5,533	342	6%	5,973
SOUTH BAY HOSPITAL CLINICAL LAB		5,364	520	9%	5,884
MORTON PLANT-MEASE	2	5,331	453	8%	5,786
BAPTIST HEALTH SOUTH FLORIDA - COUNTRY WALK URGENT CARE		4,894	889	15%	5,783
LABSTAT LLC	2	5,430	308	5%	5,740
MEDARBOR DIAGNOSTICS	1	4,733	973	17%	5,707
MEMORIAL HOSPITAL MICRO		5,284	389	7%	5,673
ANNE BATES LEACH EYE HOSPITAL/ ABLEH MICROBIOLOGY LABORATORY		5,548	82	1%	5,630
POINCIANA MEDICAL CENTER		4,415	1,200	21%	5,615
LAKEWOOD RANCH MEDICAL CENTER		5,174	418	7%	5,592
ARCPPOINT LABS OF FORT MYERS	4	4,863	698	13%	5,565
WEST MARION COMMUNITY HOSPITAL LAB		4,786	761	14%	5,547
EXPRESS GENE MOLECULAR DIAGNOSTICS LABORATORY		4,398	1,055	19%	5,453
FLORIDA HOSPITAL FISH MEMORIAL	19	4,722	675	12%	5,416
ST JOSEPHS NORTH HOSPITAL LAB	6	4,670	633	12%	5,309
CLEVELAND CLINIC MARTIN NORTH HOSPITAL		4,750	514	10%	5,264
MARTIN HOSPITAL SOUTH LAB		4,966	281	5%	5,247
BAPTIST HEALTH SOUTH FLORIDA - MIAMI LAKES URGENT CARE		4,146	1,039	20%	5,185
ST LUCIE MEDICAL CENTER		4,201	943	18%	5,144
AVERO DIAGNOSTICS - IRVING	5	4,781	348	7%	5,134
UNKNOWN	3	2,857	2,186	43%	5,046
IMPERIAL POINT MEDICAL CENTER		4,603	392	8%	4,995
SUNRISE MEDICAL LABORATORIES	2	4,663	313	6%	4,978
BAPTIST HEALTH - NASSAU		4,692	223	5%	4,915

# COVID-19: testing by laboratory

Data through Dec 26, 2020 verified as of Dec 27, 2020 at 09:25 AM

Data in this report are provisional and subject to change.

The numbers in the table below represent the number of Florida and non-Florida residents for whom test results were received by the Department of Health. A person can be tested by more than one laboratory and can have both positive and negative results. **Therefore, the sum of the numbers in each column will be larger than the total number of people tested.**

Reporting lab	Inconclusive	Negative	Positive	Percent positive	Total
OVIEDO MEDICAL CENTER		4,324	487	10%	4,811
HIALEAH HOSPITAL	4	3,782	992	21%	4,778
CernerELR_Advent		4,244	487	10%	4,731
TROPICANA FIELD - LOT 2	17	4,297	410	9%	4,724
BAYCARE COMMUNITY HEALTH		4,554	98	2%	4,652
SANTA ROSA MEDICAL CENTER		3,788	754	17%	4,542
BAPTIST HEALTH SOUTH FLORIDA - DORAL URGENT CARE		3,696	843	19%	4,539
BAPTIST HEALTH SOUTH FLORIDA - WESTCHESTER URGENT CARE		3,763	774	17%	4,537
ISPM LABS, LLC DBA CAPSTONE DIAGNOSTICS, LLC		4,383	146	3%	4,529
FORT WALTON BEACH MEDICAL CENTER		3,905	616	14%	4,521
H LEE MOFFITT CANCER CENTER LABORATORY		4,393	103	2%	4,496
SOUTH FLORIDA BAPTIST HOSPITAL MICRO	2	3,827	630	14%	4,459
MOFFITT CANCER CENTER	6	4,300	90	2%	4,396
ST PETERSBURG GENERAL HOSPITAL		3,699	685	16%	4,384
SYNERGY LABORATORIES	7	3,924	428	10%	4,359
BAYFRONT HEALTH - VENICE REGIONAL MEDICAL	1	3,973	330	8%	4,304
PRECISION HEALTH RESOURCES LLC		4,040	257	6%	4,297
FLORIDA HOSPITAL NORTH PINELLAS	11	3,956	319	7%	4,286
FLORIDA HOSPITAL OCALA		3,866	384	9%	4,250
BAPTIST HEALTH SOUTH FLORIDA - PEMBROKE PINES URGENT CARE		3,625	623	15%	4,248
HEALTHQUEST ESOTERICS		3,064	1,129	27%	4,193
EGLIN AIR FORCE BASE	11	3,045	1,104	27%	4,160
HOLIDAY CVS LLC		3,937	187	5%	4,124
BAPTIST HEALTH SOUTH FLORIDA - CORAL SPRINGS URGENT CARE		3,570	514	13%	4,084
QDX PATHOLOGY SERVICES	1	3,705	302	8%	4,008
SOLARIS DIAGNOSTICS	4	3,579	409	10%	3,992
NIGHT LITE PEDIATRICS URGENT CARE	1	3,413	558	14%	3,972
CARDIOTROPIC LABS	83	3,141	724	18%	3,948
PHYSICIANS REGIONAL MEDICAL CENTER - PINE RIDGE RD	1	3,262	684	17%	3,947
ADVENTHEALTH CENTRA CARE WINTER GARDEN	1	3,623	283	7%	3,907
UNIVERSITY HOSPITAL AND MEDICAL CENTER		3,008	879	23%	3,887
ADVENTHEALTH CENTRA CARE DR PHILLIPS		3,653	207	5%	3,860
PUTNAM COMMUNITY MEDICAL CENTER		3,346	449	12%	3,795
BAYFRONT HEALTH - PORT CHARLOTTE		3,475	314	8%	3,789
ADVENTHEALTH CENTRA CARE WINTER PARK		3,558	197	5%	3,755
BAPTIST HEALTH - NORTH		2,898	791	21%	3,689
SYNERGY DIAGNOSTIC LABORATORY	84	3,236	356	10%	3,676
CLARITY LAB SOLUTIONS LLC		3,608	4	0%	3,612
GENE BY GENE, GENOMICS RESEARCH CENTER LAB	38	3,436	136	4%	3,610
MEASE DUNEDIN HOSPITAL	4	3,280	293	8%	3,577
ADVENTHEALTH CENTRA CARE ST CLOUD		3,220	350	10%	3,570
ADVENTHEALTH CENTRA CARE UNIVERSITY		3,364	198	6%	3,562
ANGEL KIDS PEDIATRICS		3,328	157	5%	3,485
ADVENTHEALTH CENTRA CARE HUNTERS CREEK		3,140	340	10%	3,480
PALMS OF PASADENA HOSPITAL		3,101	358	10%	3,459
WESTCHESTER HOSPITAL	23	2,815	609	18%	3,447
NORTHWEST FLORIDA COMMUNITY HOSPITAL	23	2,430	961	28%	3,414



# COVID-19: testing by laboratory

Data through Dec 26, 2020 verified as of Dec 27, 2020 at 09:25 AM

Data in this report are provisional and subject to change.

The numbers in the table below represent the number of Florida and non-Florida residents for whom test results were received by the Department of Health. A person can be tested by more than one laboratory and can have both positive and negative results. **Therefore, the sum of the numbers in each column will be larger than the total number of people tested.**

Reporting lab	Inconclusive	Negative	Positive	Percent positive	Total
MEDICAL DNA LABS LLC	2	3,174	232	7%	3,408
DOCTORS HOSPITAL OF SARASOTA CLINICAL LABORATORY		2,990	389	12%	3,379
MEDEXPRESS URGENT CARE OF BOYNTON BEACH LLC		3,249	97	3%	3,346
RAULERSON HOSPITAL		2,817	519	16%	3,336
ACUTIS DIAGNOSTICS	15	2,804	491	15%	3,310
BAPTIST HEALTH SOUTH FLORIDA - CORAL GABLES (UNIVERSITY) URGENT CARE		2,898	393	12%	3,291
MIDWAY SPECIALTY CARE CENTER DIAGNOSTICS	38	3,031	217	7%	3,286
CLINICAL REFERENCE LABORATORY	2	3,164	116	4%	3,282
SUNCOAST PATHOLOGY ASSOCIATES		3,040	231	7%	3,271
DOCTORS URGENT CARE LLC	1	2,686	584	18%	3,271
ADVENTHEALTH CENTRA CARE LEE ROAD		2,987	202	6%	3,189
ADVENTHEALTH CENTRA CARE CLERMONT		2,940	228	7%	3,168
NATIONWIDE LABORATORY SERVICES INC	132	2,640	384	12%	3,156
MEMORIAL HOSPITAL- MIRAMAR	12	2,891	234	7%	3,137
BAPTIST HEALTH SOUTH FLORIDA - TAMiami TRAIL URGENT CARE		2,516	608	19%	3,124
MEDEXPRESS URGENT CARE HUDSON		2,803	318	10%	3,121
ADVENTHEALTH CENTRA CARE WATERFORD LAKES		2,827	270	9%	3,097
BAPTIST HEALTH SOUTH FLORIDA - PINECREST URGENT CARE		2,668	393	13%	3,061
ADVENTHEALTH CENTRA CARE KISSIMMEE		2,858	198	6%	3,056
ADVENTHEALTH CENTRA CARE SANFORD		2,826	221	7%	3,047
TWIN CITIES HOSPITAL	1	2,690	346	11%	3,037
THE CENTER FOR URGENT CARE	3	2,481	535	18%	3,019
BETHESDA HOSPITAL WEST		2,748	263	9%	3,011
BAPTIST HEALTH SOUTH FLORIDA - CORAL GABLES URGENT CARE		2,529	463	15%	2,992
ADVENTHEALTH CENTRA CARE LAKE MARY		2,800	183	6%	2,983
ADVENTHEALTH CENTRA CARE APOPKA		2,681	285	10%	2,966
URGENT CARE CURE	2	2,557	370	13%	2,929
ADVENTIST HEALTH SYSTEMS, SUNBELT INC		2,721	190	7%	2,911
MEDEXPRESS URGENT CARE - ESTERO		2,688	210	7%	2,898
STONE CLINICAL LABORATORIES		2,789	96	3%	2,885
SARKIS CLINICAL TRIALS		2,532	324	11%	2,856
BAPTIST HEALTH SOUTH FLORIDA - PALMETTO BAY URGENT CARE		2,410	431	15%	2,841
BAYFRONT HEALTH - SEVEN RIVERS		2,596	225	8%	2,821
EMPIRE CITY LABORATORIES INC	24	2,425	364	13%	2,813
WALGREENS ORLANDO	3	2,479	324	12%	2,806
BAPTIST HEALTH SOUTH FLORIDA - KENDALE LAKES URGENT CARE		2,243	553	20%	2,796
MINUTECLINIC LLC #3703		2,398	390	14%	2,788
BAPTIST HEALTH SOUTH FLORIDA - WESTON URGENT CARE		2,485	279	10%	2,764
BAPTIST HEALTH SOUTH FLORIDA - DAVIE URGENT CARE		2,343	418	15%	2,761
ADVENTHEALTH CENTRA CARE MOUNT DORA		2,531	228	8%	2,759
WALGREEN CO	2	2,438	316	11%	2,756
VETERANS AFFAIRS MEDICAL CENTER - ORLANDO		1,342	1,413	51%	2,755
ADVENTHEALTH CENTRA CARE LAKELAND	1	2,518	226	8%	2,745
TRINITY SPRINGS		2,450	284	10%	2,734
AHCC WESLEY CHAPEL		2,522	199	7%	2,721
MINUTECLINIC		2,411	308	11%	2,719
MEDCOMP SCIENCES LLC	29	1,319	1,371	50%	2,719

# COVID-19: testing by laboratory

Data through Dec 26, 2020 verified as of Dec 27, 2020 at 09:25 AM

Data in this report are provisional and subject to change.

The numbers in the table below represent the number of Florida and non-Florida residents for whom test results were received by the Department of Health. A person can be tested by more than one laboratory and can have both positive and negative results. **Therefore, the sum of the numbers in each column will be larger than the total number of people tested.**

Reporting lab	Inconclusive	Negative	Positive	Percent positive	Total
BAYFRONT HEALTH - BROOKSVILLE		2,345	331	12%	2,676
ASCENSION SACRED HEART - EMERALD COAST		2,253	421	16%	2,674
CENTRA CARE - WATERFORD LAKES		2,097	573	21%	2,670
COMMUNITY HEALTH CENTERS OF PINELLAS INC		2,252	388	15%	2,640
ATLANTIS URGENT CARE	1	1,596	1,024	39%	2,621
ADVENTHEALTH CENTRA CARE ALTAMONTE		2,438	170	7%	2,608
LAKESIDE MEDICAL CENTER		2,027	517	20%	2,544
ADVENT HEALTH - OCALA		2,124	412	16%	2,536
COASTAL MED URGENT CARE		1,383	1,152	45%	2,535
PEDIATRIC HEALTH CARE ALLIANCE PA		2,337	198	8%	2,535
CITRUS MEMORIAL HOSPITAL LABORATORY		2,212	315	12%	2,527
ADVENTHEALTH CENTRA CARE OVIEDO		2,275	242	10%	2,517
PRECISION HEALTH SOLUTIONS		2,450	67	3%	2,517
ENGLEWOOD COMMUNITY HOSPITAL		2,288	216	9%	2,504
BARTOW REGIONAL MEDICAL CENTER	1	2,170	333	13%	2,504
HEALTH FIRST ADVENTHEALTH CENTRA CARE GATEWAY		2,340	154	6%	2,494
SELECT LABORATORIES - MARION COUNTY, FL LLC	3	2,305	175	7%	2,483
MEDEXPRESS URGENT CARE - WEST TAMPA		2,334	131	5%	2,465
AMELIA URGENT CARE		1,468	955	39%	2,423
MEMORIAL HOSPITAL PEMBROKE	3	2,131	285	12%	2,419
MEDEXPRESS URGENT CARE - ROYAL PALM BEACH		2,287	111	5%	2,398
ADVENTHEALTH CENTRA CARE SAND LAKE		2,269	117	5%	2,386
ADVENT HEALTH - HEART OF FLORIDA ER	1	2,131	245	10%	2,377
ADVENTHEALTH CENTRA CARE PORT ORANGE		2,241	131	6%	2,372
TALLAHASSEE PRIMARY CARE ASSOCIATES		2,122	223	10%	2,345
ADVENTHEALTH CENTRA CARE LONGWOOD		2,215	128	5%	2,343
ADVENTHEALTH CENTRA CARE AZALEA PARK		2,118	215	9%	2,333
MEDEXPRESS URGENT CARE - GOLDEN GATE		2,184	140	6%	2,324
BMCT Molecular Diagnostics Subsection		1,916	402	17%	2,318
MEDEXPRESS URGENT CARE PALM BEACH GARDENS		2,231	83	4%	2,314
BAPTIST HEALTH URGENT CARE AT SAWGRASS		1,973	340	15%	2,313
LEE HEALTH - COCONUT POINT CLINICAL LAB	2	1,872	433	19%	2,307
BAPTIST HEALTH SOUTH FLORIDA - BRICKELL URGENT CARE		1,916	382	17%	2,298
US BIOTEK LABORATORIES	5	2,026	264	12%	2,295
HOLIDAY CVS LLC DBA CVS PHARMACY #5154		2,244	49	2%	2,293
DESOTO MEMORIAL HOSPITAL	3	1,902	386	17%	2,291
HIGHLANDS REGIONAL MEDICAL CENTER		1,811	468	21%	2,279
MICROGEN DX		1,789	490	22%	2,279
COMMUNITY HEALTH NORTHWEST FLORIDA	4	1,725	531	23%	2,260
ADVENTHEALTH CENTRA CARE ORANGE LAKE		2,092	167	7%	2,259
SPORTS DRUG TESTING LABORATORY	39	2,153	62	3%	2,254
HEALTH FIRST ADVENTHEALTH CENTRA CARE TITUSVILLE		2,091	137	6%	2,228
PRIMEHEALTH URGENT CARE	1	1,863	360	16%	2,224
CENTRA CARE SAINT CLOUD	1	1,885	303	14%	2,189
PARAMOUNT URGENT CARE		1,158	970	46%	2,128
LOWER KEYS MEDICAL CENTER		1,866	233	11%	2,099
BAYFRONT HEALTH - PUNTA GORDA		1,967	128	6%	2,095

# COVID-19: testing by laboratory

Data through Dec 26, 2020 verified as of Dec 27, 2020 at 09:25 AM

Data in this report are provisional and subject to change.

The numbers in the table below represent the number of Florida and non-Florida residents for whom test results were received by the Department of Health. A person can be tested by more than one laboratory and can have both positive and negative results. **Therefore, the sum of the numbers in each column will be larger than the total number of people tested.**

Reporting lab	Inconclusive	Negative	Positive	Percent positive	Total
MEDEXPRESS URGENT CARE - LAKELAND		1,926	123	6%	2,049
DOCTORS URGENT CARE OF LUTZ LLC	1	1,626	414	20%	2,041
ADVENTHEALTH CENTRA CARE SOUTH ORANGE		1,882	152	7%	2,034
PHYSICIANS REGIONAL MEDICAL CENTER - COLLIER BLVD	1	1,521	505	25%	2,027
MARINERS HOSPITAL		1,850	174	9%	2,024
ADVENTHEALTH CENTRA CARE LEESBURG		1,859	163	8%	2,022
INDIAN RIVER MEDICAL CENTER		1,790	228	11%	2,018
PHYSICIANS STAT LAB	2	967	1,043	52%	2,012
PALMS MEDICAL GROUP	5	1,473	528	26%	2,006
EMERALD COAST URGENT CARE		1,539	467	23%	2,006
CLARITY LAB SOLUTIONS		1,734	263	13%	1,997
BAYFRONT HEALTH - SPRING HILL		1,823	168	8%	1,991
BAPTIST HEALTHCARE - GULF BREEZE HOSPITAL	3	1,670	285	15%	1,958
DOC SMILEY'S URGENT CARE		1,705	247	13%	1,952
BAPTIST HEALTH - CLAY		1,653	271	14%	1,924
BAPTIST HEALTH EMERGENCY CENTER COUNTRY WALK	1	1,603	302	16%	1,906
BAYA PHARMACY & URGENT CARE		1,327	573	30%	1,900
ADVENTHEALTH PROMPT CARE	1	1,333	556	29%	1,890
BAPTIST HEALTH - OAKLEAF		1,561	318	17%	1,879
ADVENT HEALTH - NEW SMYRNA		1,454	411	22%	1,865
NXGEN MDX LLC	3	1,699	160	9%	1,862
ESCAMBIA COMMUNITY CLINICS INC	4	1,404	450	24%	1,858
ADVENTHEALTH CENTRA CARE COLONIAL TOWN		1,742	115	6%	1,857
SCION LAB SERVICES LLC	18	1,697	126	7%	1,841
HealthSentry_UHS	1	1,710	122	7%	1,833
DOCTORS TEST CENTERS		1,593	228	13%	1,821
FLORIDA FAMILY LABORATORY, INC DBA	3	1,672	124	7%	1,799
LABORATORY OF FLORIDA LLC	40	1,641	112	6%	1,793
PROHEALTH		707	1,083	61%	1,790
MEDEXPRESS URGENT CARE CAPE CORAL		1,547	234	13%	1,781
BAPTIST HEALTH SOUTH FLORIDA - MIAMI BEACH URGENT CARE		1,533	246	14%	1,779
HEALTH FIRST ADVENTHEALTH CENTRA CARE COCOA		1,667	100	6%	1,767
MEDEXPRESS URGENT CARE - DELAND		1,595	111	7%	1,706
EMERALD COAST URGENT CARE, LLC	1	1,296	407	24%	1,704
NCF DIAGNOSTICS & DNA TECHNOLOGIES LAB	46	1,418	207	12%	1,671
EMERALD COAST URGENT CARE LLC		1,284	381	23%	1,665
GENUS3		1,581	64	4%	1,645
ASSOCIATED PATHOLOGISTS, LLC	3	1,369	270	16%	1,642
MINUTECLINIC LLC # 0709		1,415	224	14%	1,639
FLOWERS HOSPITAL		1,482	145	9%	1,627
JW PLASTIC SURGERY		1,368	237	15%	1,605
TAMPA COMMUNITY HOSPITAL		1,339	254	16%	1,593
ADVENTIST HEALTH SYSTEMS SUNBELT IN DBA		1,509	81	5%	1,590
MEDEXPRESS URGENT CARE LEHIGH ACRES		1,423	146	9%	1,569
HEALTH FIRST ADVENTHEALTH CENTRA CARE MALABAR		1,449	117	7%	1,566
OPTEO LABORATORY		1,521	33	2%	1,554
MEDEXPRESS PORT CHARLOTTE		1,434	99	6%	1,533

# COVID-19: testing by laboratory

Data through Dec 26, 2020 verified as of Dec 27, 2020 at 09:25 AM

Data in this report are provisional and subject to change.

The numbers in the table below represent the number of Florida and non-Florida residents for whom test results were received by the Department of Health. A person can be tested by more than one laboratory and can have both positive and negative results. **Therefore, the sum of the numbers in each column will be larger than the total number of people tested.**

Reporting lab	Inconclusive	Negative	Positive	Percent positive	Total
MEDEXPRESS FORT MYERS		1,338	177	12%	1,515
ADVENTHEALTH CENTRA CARE KIDS LAKE MARY		1,419	66	4%	1,485
ADVENT HEALTH CENTRA CARE -WINTER PARK KIDS URGENT CARE		1,356	116	8%	1,472
VENTURE MEDICAL OF FLORIDA LLC		1,342	122	8%	1,464
PREMIER URGENT CARE OF BREVARD LLC		1,245	210	14%	1,455
FLORIDA COMMUNITY HEALTH CENTER		1,196	258	18%	1,454
SPARROW HEALTHCARE	2	1,238	210	14%	1,450
MELBOURNE MEDICAL LABORATORY☐	2	1,266	180	12%	1,448
BIOCERNA LLC	9	1,248	164	12%	1,421
PATIENTS CHOICE LABORATORIES		828	581	41%	1,409
MEDFAST URGENT CARE CENTERS LLC		102	1,307	93%	1,409
MINUTECLINIC LLC #3631		1,199	205	15%	1,404
UHEALTH DEERFIELD BEACH/UMSYLVESTER DEERFIELD BEACH LABORATORY	3	1,341	53	4%	1,397
MINUTECLINIC LLC 5852		1,191	200	14%	1,391
NORTH SHORE LONG ISLAND JEWISH HEALTH		1,324	54	4%	1,378
ADVANCE MEDICAL OF NAPLES		309	1,064	77%	1,373
JACKSON HOSPITAL CLINICAL LABORATORY		1,175	185	14%	1,360
ASCENSION ST VINCENT'S - SOUTHSIDE		1,309	49	4%	1,358
MEDEXPRESS URGENT CARE - VERO BEACH		1,181	154	12%	1,335
MARTIN HEALTH SYSTEM - ST LUCIE WEST		1,213	121	9%	1,334
LABTECH DIAGNOSTIC		1,085	247	19%	1,332
DYNIX DIAGNOSTIX		1,121	198	15%	1,319
FLORIDA MEDICAL CLINIC	2	731	569	44%	1,302
BARDMOOR LABORATORY	6	1,101	169	13%	1,276
PARAMOUNT URGENT CARE - WINDERMERE		852	409	32%	1,261
NCH NORTHEAST	6	950	299	24%	1,255
IGENOMIX USA LLC	38	1,107	109	9%	1,254
ARCPOINT LABS		739	514	41%	1,253
DONALD W ROBERTSON DO PA		965	288	23%	1,253
PARAMOUNT URGENT CARE - ORLANDO		893	358	29%	1,251
ASSURANCE SCIENTIFIC LABORATORIES	1	1,000	250	20%	1,251
MEDONE PLLC		970	256	21%	1,226
GESSLER CLINIC		739	486	40%	1,225
MC DIAGNOSTIC OF CONNECTICUT, PC #2220		1,043	173	14%	1,216
CLINICORE		1,124	91	7%	1,215
MEDEXPRESS URGENT CARE - CLEWISTON		1,047	158	13%	1,205
ACCESS MEDICAL LABS		746	448	38%	1,194
SHELL POINT NURSING PAVILION	1	1,157	35	3%	1,193
CAREFAST+		835	343	29%	1,178
MEDEXPRESS URGENT CARE CORAL SPRINGS		1,083	89	8%	1,172
UNIVERSITY OF ALABAMA AT BIRMINGHAM		1,142	27	2%	1,169
EMERGENCY PHYSICIANS MEDICAL CENTER		251	914	78%	1,165
ADVENTHEALTH CENTRA CARE		1,052	106	9%	1,158
PARAMOUNT URGENT CARE - OVIEDO		735	411	36%	1,146
NYU HOSPITALS CENTER CLINICAL LABORATORIES		1,083	34	3%	1,117
BAPTIST HEALTH SOUTH FLORIDA - COUNTRY WALK URGENT CARE EXPRESS		973	142	13%	1,115
CAPSTONE HEALTHCARE		782	327	29%	1,109



# COVID-19: testing by laboratory

Data through Dec 26, 2020 verified as of Dec 27, 2020 at 09:25 AM

Data in this report are provisional and subject to change.

The numbers in the table below represent the number of Florida and non-Florida residents for whom test results were received by the Department of Health. A person can be tested by more than one laboratory and can have both positive and negative results. **Therefore, the sum of the numbers in each column will be larger than the total number of people tested.**

Reporting lab	Inconclusive	Negative	Positive	Percent positive	Total
CARENOW URGENT CARE		737	368	33%	1,105
TEMPUS CLINICAL LABORATORY	9	976	120	11%	1,105
MINUTECLINIC LLC #4415		894	196	18%	1,090
ACCU REFERENCE MEDICAL LAB		703	385	35%	1,088
PATIENTS FIRST - THOMASVILLE ROAD		953	130	12%	1,083
VERITAS GENETICS	55	926	96	9%	1,077
ADVENT HEALTH - DADE CITY		970	105	10%	1,075
VAVA PARTNERS LLC		436	628	59%	1,064
RAINBOW RIVER MEDICAL LABORATORY		977	82	8%	1,059
BAY MEDICAL CENTER SACRED HEART HEALTH SYSTEM		783	273	26%	1,056
ADVENTHEALTH CENTRA CARE CONWAY		934	122	12%	1,056
PARRISH MEDICAL CENTER	1	916	112	11%	1,029
AMELIA EXPRESS CARE		642	386	38%	1,028
LEE HEALTH CONVENIENT CARE - PAGE FIELD		858	158	16%	1,016
LAB24 INC	3	348	665	65%	1,016
MINUTECLINIC LLC #5249		823	189	19%	1,012
BAPTIST HEALTH SOUTH FLORIDA - KEY BISCANE URGENT CARE EXPRESS		889	121	12%	1,010
EPN URGENT CARE NAPLES	2	746	261	26%	1,009
TOM LEE COMMUNITY HEALTH CENTER		682	324	32%	1,006
PHYSICIANS PRIMARY CARE	2	854	138	14%	994
COASTAL LABORATORIES		779	208	21%	987
PHARMCO RX	1	881	97	10%	979
VERITOR		821	116	12%	937
QUICK CARE MED PL	2	798	135	14%	935
VRL EUROFINIS - DALLAS		913	13	1%	926
MINUTECLINIC LLC #5253		803	114	12%	917
GENESIS LABORATORY MANAGEMENT	6	766	138	15%	910
NORTH FLORIDA PEDIATRICS-TALLAHASSEE		840	65	7%	905
ASCENSION SACRED HEART - GULF		717	182	20%	899
MINUTECLINIC LLC #5854		761	129	14%	890
PHYSICIAN ASSOCIATES		811	77	9%	888
MINUTECLINIC LLC #3463		754	129	15%	883
BAYFRONT HEALTH - CITRUS HILLS		749	134	15%	883
GENE TOX WORLDWIDE	60	720	97	11%	877
MEDEXPRESS URGENT CARE BOCA RATON		818	54	6%	872
MEDEXPRESS URGENT CARE - JAX ATLANTIC BLVD		777	74	9%	851
HOLIDAY CVS LLC DBA CVSPHARMACY #5155		823	27	3%	850
STEWART REFERENCE LABORATORY	1	539	308	36%	848
AMELIA EXPRESS CARE LLC		739	92	11%	831
HISTOPATHOLOGY SERVICES, LLC		729	91	11%	820
FLORIDA HOSPITAL ORLANDO		743	74	9%	817
LAKE WALES MEDICAL CENTER INC		720	91	11%	811
PENSACOLA PEDIATRICS PA	1	707	101	12%	809
ASCENSION ST VINCENT'S - CLAY		775	29	4%	804
LENCO MEDICAL LABORATORY		776	26	3%	802
PEDIATRIC HEALTH CARE ALLIANCE - NORTHDALE		734	57	7%	791
MINUTECLINIC LLC #5190		680	111	14%	791

# COVID-19: testing by laboratory

Data through Dec 26, 2020 verified as of Dec 27, 2020 at 09:25 AM

Data in this report are provisional and subject to change.

The numbers in the table below represent the number of Florida and non-Florida residents for whom test results were received by the Department of Health. A person can be tested by more than one laboratory and can have both positive and negative results. **Therefore, the sum of the numbers in each column will be larger than the total number of people tested.**

Reporting lab	Inconclusive	Negative	Positive	Percent positive	Total
NITE LITE PEDIATRICS		228	562	71%	790
PHAROS HEALTH		623	167	21%	790
STAGEZERO LIFE SCIENCES INC	1	725	59	8%	785
PRIMEHEALTH URGENT CARE INC		683	102	13%	785
ELLENTON URGENT CARE		572	212	27%	784
MINI ER WATERFORD LAKES, THE		682	98	13%	780
SOLARIS HEALTHCARE PALATKA		766	13	2%	779
ST ANNES NURSING CENTER		763	14	2%	777
PARAMOUNT URGENT CARE VILLAGES		506	262	34%	768
MACDILL AIR FORCE BASE		709	51	7%	760
MINUTECLINIC LLC #7886		668	75	10%	743
UHEALTH CLINIC AT WALGREENS		617	126	17%	743
BAPTIST HEALTHCARE - JAY HOSPITAL		586	157	21%	743
DYNIX DIAGNOSTICS	2	522	211	29%	735
PRO CLINIC		610	115	16%	725
NONE		308	411	57%	719
DEPARTMENT OF CLINICAL LABS		705	13	2%	718
CENTRA CARE		443	274	38%	717
ACCESS POINT HEALTHCARE URGENT & PRIMARY CARE		560	156	22%	716
CAREFAST MURABELLA		501	213	30%	714
DISNEY COVID TEST SITE		703	9	1%	712
WHITE WILSON MEDICAL CENTER		86	623	88%	709
ADVENT HEALTH LAB - ORLANDO		429	276	39%	705
CHARLES AIESI CONSULTING INC	1	639	62	9%	702
NAPLES URGENT CARE	1	449	249	36%	699
PRIMARY CARE OF THE TREASURE COAST		617	79	11%	696
DOC SMILEYS URGENT CARE LLC		561	127	18%	688
PREMIER MEDICAL LABORATORY SERVICES	1	463	222	32%	686
ED FRASER MEMORIAL HOSPITAL		536	147	22%	683
EUROFINS NTD, LLC		641	35	5%	676
MINI ER ADULT AND PEDIATRIC URGENT CARE		574	98	15%	672
BAPTIST HEALTH EMERGENCY CENTER AT WEST CORAL WAY		511	155	23%	666
TYNDALL AIR FORCE BASE		529	136	20%	665
VENICE REGIONAL MEDICAL CENTER		573	86	13%	659
WILLOWBROOKE COURT AT EDGEWATER POINTE ESTATES		645	8	1%	653
NCH HEALTHCARE SYSTEM MICROBIOLOGY LAB		1	651	100%	652
CENTRA CARE - SOUTH ORANGE		476	175	27%	651
COASTAL PEDIATRIC GROUP		575	75	12%	650
MINUTECLINIC LLC #5069		561	88	14%	649
MAVERICK LABS		456	186	29%	642
MARION E FETHER MEDICAL CENTER, THE		590	46	7%	636
BROWNWOOD CARE CENTER		552	77	12%	629
THE HEALTH CENTER OF PLANT CITY		616	7	1%	623
BAPTIST HEALTH - MD ANDERSON CANCER CENTER		619	4	1%	623
CVS HEALTH		451	165	27%	616
NEIGHBORHOOD MEDICAL CENTER INC	9	563	36	6%	608
MINUTECLINIC, LLC DBA MINUTECLINIC #4717		594	14	2%	608



# COVID-19: testing by laboratory

Data through Dec 26, 2020 verified as of Dec 27, 2020 at 09:25 AM

Data in this report are provisional and subject to change.

The numbers in the table below represent the number of Florida and non-Florida residents for whom test results were received by the Department of Health. A person can be tested by more than one laboratory and can have both positive and negative results. **Therefore, the sum of the numbers in each column will be larger than the total number of people tested.**

Reporting lab	Inconclusive	Negative	Positive	Percent positive	Total
HOLY CROSS HOSPITAL		12	596	98%	608
VITAS HEALTHCARE CORPORATION OF FLA		600	3	0%	603
PATIENTS FIRST - MAHAN DRIVE		164	435	73%	599
ADVENT HEALTH CENTRA CARE - MOUNT DORA		276	319	54%	595
DOCTOR'S MEMORIAL HOSPITAL		464	128	22%	592
FLAGLER HOSPITAL	8	29	548	94%	585
MINUTECLINIC LLC #3705		523	57	10%	580
ADVENT HEALTH CENTRA CARE - WATERFORD LAKES		481	94	16%	575
Victoria Nursing and Rehabilitation Center		545	29	5%	574
PALM HARBOR PHARMACY		495	79	14%	574
POINT OF CARE TESTING SITE		550	23	4%	573
DR G'S URGENT CARE		502	69	12%	571
PARAMOUNT URGENT CARE - CLERMONT		426	143	25%	569
Tampa Lakes Health and Rehabilitation Center	2	500	65	11%	567
TREASURE COAST MEDICAL ASSOCIATES INC		449	114	20%	563
Community_Health		447	111	20%	558
VETERANS AFFAIRS MEDICAL CENTER - JAMES A HALEY			548	100%	548
VITAE DIAGNOSTICS		534	13	2%	547
LEE COUNTY EMERGENCY MEDICAL SERVICE		480	65	12%	545
KENDALL HEALTHCARE PROPERTIES DBA	2	526	16	3%	544
ADDICTION LABS OF AMERICA	2	503	39	7%	544
MANOR PINES CONVALESCENT CENTER LLC	1	526	15	3%	542
SANTA ROSA MEDICAL GROUP		453	88	16%	541
BOND URGENT CARE LLC		405	136	25%	541
PALACE NURSING HOME & REHAB CENTER		538	3	1%	541
TACACHALE CLINICAL LABORATORY		521	18	3%	539
MOUNT SINAI LABORATORY		519	20	4%	539
MEDICAL FP – WHOLE FAMILY HEALTH CENTER		427	111	21%	538
HOLMES REGIONAL MEDICAL CENTER		5	526	99%	531
NCF DIAGNOSTICS & DNA TECHNOLOGIES	15	197	318	60%	530
The Sands at South Beach		526	4	1%	530
ECCOLAB GROUP	1	143	386	73%	530
LABORATORY SPECIALISTS OF MICHIGAN		361	166	31%	527
UNIVERSITY OF WEST FLORIDA STUDENT HEALTH SERVICES	1	434	92	17%	527
PRIMARY CARE SERVICES AT INDIAN RIVER ESTATES		519	7	1%	526
TENNESSEE DOH - NASHVILLE	2	464	58	11%	524
ST JOHN'S NURSING CENTER		514	8	2%	522
COVANCE CLINICAL RESEARCH UNIT INC		512	8	2%	520
SOUTHEAST ALABAMA MEDICAL CENT		471	49	9%	520
GENEIQ		491	26	5%	517
MINUTECLINIC LLC		450	66	13%	516
SHORELINE PHYSICIAN GROUP		333	183	35%	516
NORTH FLORIDA PEDIATRICS - LAKE CITY		366	148	29%	514
NORTH SHORE LIJ URGENT CARE PC		483	24	5%	507
SEBASTIAN RIVER MEDICAL CENTER	2	400	104	21%	506
OPTUM LABS LLC		409	95	19%	504
PARAMOUNT URGENT CARE INC		232	269	54%	501

# COVID-19: testing by laboratory

Data through Dec 26, 2020 verified as of Dec 27, 2020 at 09:25 AM

Data in this report are provisional and subject to change.

The numbers in the table below represent the number of Florida and non-Florida residents for whom test results were received by the Department of Health. A person can be tested by more than one laboratory and can have both positive and negative results. **Therefore, the sum of the numbers in each column will be larger than the total number of people tested.**

Reporting lab	Inconclusive	Negative	Positive	Percent positive	Total
MINUTECLINIC LLC # 3579		437	63	13%	500
MOLECULAR INFECTIOUS DISEASES		492	7	1%	499
GULF COAST MOLECULAR LABORATORIES	11	414	73	15%	498
GULF COAST VILLAGE		472	25	5%	497
TREE HOUSE PEDIATRICS PLLC		451	46	9%	497
JOHN KNOX VILLAGE HEALTH CENTER		489	8	2%	497
CLINICAL PATHOLOGY LABS		386	106	22%	492
CREEKSIDE CARE CENTER	1	406	84	17%	491
MINUTECLINIC LLC #5214		454	35	7%	489
GOLDEN GLADES NURSING & REHABILITATION CTR		482	6	1%	488
MINUTECLINIC LLC #3662		430	58	12%	488
MINUTECLINIC LLC # 0514		448	39	8%	487
VILLA MARIA NURSING & REHAB CENTER INC	1	469	11	2%	481
DAVITA LABORATORY		426	55	11%	481
MINUTE CLINIC LLC		421	58	12%	479
PALM GARDEN OF PORT SAINT LUCIE		474	5	1%	479
VETERANS AFFAIRS MEDICAL CENTER - BAY PINES		16	462	97%	478
LIFE CARE CENTER OF NEW PORT RICHEY		447	28	6%	475
MID-FLORIDA PATHOLOGY		377	96	20%	473
BRASHEAR'S VITAL CARE CORP		289	183	39%	472
KEYS AHEC SCHOOL MEDICAL CLINIC	6	407	57	12%	470
C.W. BILL YOUNG VA MEDICAL CENTER		17	453	96%	470
NORTH OKALOOSA MEDICAL CENTER		257	209	45%	466
LIFE CARE CENTER OF ORANGE PARK		456	9	2%	465
MEDRITE MEDICAL CARE, PC	221	216	25	5%	462
COASTAL URGENT CARE		374	86	19%	460
MEDICAL VB		349	111	24%	460
Signature HealthCare Center of Waterford		445	12	3%	457
JACKSON MEMORIAL LONG TERM CARE CENTER		446	10	2%	456
HOLMES REG MED CENTER CLINICAL LAB		387	69	15%	456
CLARITY LABS		394	62	14%	456
INTEGRITY LABORATORIES, LLC	1	356	97	21%	454
ANY LAB TEST NOW	1	311	140	31%	452
LIFE CARE CENTER OF HILLIARD		443	9	2%	452
MINUTECLINIC LLC #7887		407	41	9%	448
WOODLANDS MEDICAL SPECIALISTS		346	101	23%	447
CLEWISTON NURSING AND REHABILITATION CENTER		439	4	1%	443
CONSULATE HEALTH CARE OF NEW PORT RICHEY		433	9	2%	442
NEW YORK HOSPITAL LABORATORIES	1	428	11	3%	440
MEMORIAL PEMBROKE 24/7 CARE CENTER		337	102	23%	439
ALTRU DIAGNOSTICS INC	2	410	25	6%	437
FISHERMENS HOSPITAL CLINICAL LAB		404	33	8%	437
ARCPOINT LABS OF CORAL SPRINGS FL		405	32	7%	437
INTERLACHEN PEDIATRICS		417	19	4%	436
FLORIDA DEPARTMENT OF HEALTH IN POLK COUNTY	2	345	87	20%	434
EDEN SPRINGS NURSING AND REHAB CENTER		365	66	15%	431
PATIENTS FIRST LAKE ELLA MEDICAL CENTER		392	39	9%	431

# COVID-19: testing by laboratory

Data through Dec 26, 2020 verified as of Dec 27, 2020 at 09:25 AM

Data in this report are provisional and subject to change.

The numbers in the table below represent the number of Florida and non-Florida residents for whom test results were received by the Department of Health. A person can be tested by more than one laboratory and can have both positive and negative results. **Therefore, the sum of the numbers in each column will be larger than the total number of people tested.**

Reporting lab	Inconclusive	Negative	Positive	Percent positive	Total
MIAMI JEWISH HEALTH SYSTEMS		416	14	3%	430
CONSULATE HEALTHCARE OF VERO BEACH	12	401	17	4%	430
EMERALD SHORES HEALTH AND REHABILITATION		353	77	18%	430
AVECINA MEDICAL JULINGTON	1	240	189	44%	430
NORTH FLORIDA PEDIATRICS PA - SUWANNEE		349	80	19%	429
ST CLOUD REGIONAL MEDICAL CENTER CLINICAL LAB		378	50	12%	428
JACKSON MEMORIAL PERDUE MEDICAL CENTER		412	13	3%	425
SMA SPECIALTY MEDICAL LAB		115	310	73%	425
MYTEST DIAGNOSTICS		395	29	7%	424
MINUTECLINIC LLC #1055		338	86	20%	424
MINUTECLINIC LLC #1771		372	50	12%	422
RIVER GARDEN HEBREW HOME FOR THE AGED		377	45	11%	422
GARCIA CLINICAL LABORATORY		28	392	93%	420
THERADOC		152	265	64%	417
ENZO CLINICAL LABS INC	1	401	15	4%	417
NEW PLANT CITY FAMILY CARE	1	221	193	47%	415
ADVENT HEALTH CENTRA CARE - PORT ORANGE		29	385	93%	414
FLO-MEDILAB SERVICES		186	227	55%	413
FOUNTAIN MANOR HEALTH AND REHAB CENTER	1	398	13	3%	412
Good Samaritan Society Kissimmee Village		352	58	14%	410
MINUTECLINIC, LLC (CLINIC 10699)		354	56	14%	410
LEHIGH REGIONAL MEDICAL CENTER LAB		368	41	10%	409
PALM GARDEN OF VERO BEACH		382	25	6%	407
Southern Oaks Care Center	1	386	20	5%	407
MINUTECLINIC LLC #8396		362	44	11%	406
HEALTH CENTER AT BRENTWOOD	1	372	31	8%	404
MINUTECLINIC LLC # 3686		344	60	15%	404
THE PRESERVE		400	4	1%	404
MINUTECLINIC LLC #7173		362	38	10%	400
VETERANS AFFAIRS MEDICAL CENTER		40	359	90%	399
TIDE LABORATORIES		356	42	11%	398
FORT MYERS INTERNAL MEDICINE, LLC		365	32	8%	397
ADVENT HEALTH CENTRA CARE - WINTER PARK		257	138	35%	395
MINI ER AND URGENT CARE		289	105	27%	394
SPECTOR SCIENTIFIC LAB	1	188	204	52%	393
INTELEX LABS, LLC		375	16	4%	391
HILLCREST HEALTH CARE & REHABILITATION CENTER		382	8	2%	390
BARBER		13	376	97%	389
THE PALACE AT HOMESTEAD	1	375	12	3%	388
HMA SANTA ROSA MEDICAL CENTER LLC DBA		308	79	20%	387
MINUTECLINIC LLC #1067		334	51	13%	385
MINUTECLINIC LLC #1821		348	36	9%	384
LAUDERDALE NURSING CENTER LLC	1	373	10	3%	384
PROJECT HEALTH, INC SUMTERVILLE	5	331	47	12%	383
MINUTECLINIC LLC #3635		350	31	8%	381
MED FAST URGENT CARE CENTER		130	249	66%	379
The Manor at Blue Water Bay		344	33	9%	377

# COVID-19: testing by laboratory

Data through Dec 26, 2020 verified as of Dec 27, 2020 at 09:25 AM

Data in this report are provisional and subject to change.

The numbers in the table below represent the number of Florida and non-Florida residents for whom test results were received by the Department of Health. A person can be tested by more than one laboratory and can have both positive and negative results. **Therefore, the sum of the numbers in each column will be larger than the total number of people tested.**

Reporting lab	Inconclusive	Negative	Positive	Percent positive	Total
Point of Care Testing	1	105	270	72%	376
BAYA PHARMACY WEST		8	368	98%	376
NCH HEALTHCARE BONITA		274	102	27%	376
MANOR AT CARPENTERS		355	21	6%	376
WILLOW BROOKE COURT AT INDIAN RIVER ESTATES		342	34	9%	376
PALM GARDEN OF JACKSONVILLE	2	338	34	9%	374
NEW YORK PRESBYTERIAN - CUMC CLINICAL		357	16	4%	373
INTERLACHEN PEDIATRICS PA		355	18	5%	373
MINUTECLINIC LLC #3671		329	42	11%	371
MINUTECLINIC LLC #3291		334	37	10%	371
MEDONE URGENT CARE CENTER		149	222	60%	371
URGENT CARE BETHESDA	1	318	52	14%	371
PRIMARY CARE SERVICES AT ST ANDREWS ESTATES		370			370
HENDRY REGIONAL MEDICAL CENTER		107	263	71%	370
HARTS HARBOR HEALTH CARE CENTER		366	3	1%	369
Colonial Lakes Health Care		362	6	2%	368
MOORINGS PARK INSTITUTE, INC, THE		357	10	3%	367
VALENCIA HILLS HEALTH AND REHABILITATION CENTER		359	8	2%	367
ETHOS WELLNESS PHARMACY		342	24	7%	366
WEST GABLES HEALTH CARE CENTER		358	8	2%	366
ADVENT HEALTH - TAMPA		148	217	59%	365
PENSACOLA PEDIATRICS	1	252	112	31%	365
Crestview Rehabilitation Center	1	239	123	34%	363
BROAD INSTITUTE CLINICAL SEQUENCING RESEARCH PLATFORM	1	354	7	2%	362
WILLISTON CARE CENTER		355	5	1%	360
CLIFFORD CHESTER SIMS STATE VETERANS		352	5	1%	357
Plantation Bay Rehabilitation Center		350	6	2%	356
INFORM DIAGNOSTICS		349	6	2%	355
FAIR HAVENS CENTER, OPCO		349	5	1%	354
FLORIDA DEPT OF HEALTH IN BREVARD COUNTY	3	300	51	14%	354
NAVAL HOSPITAL - JACKSONVILLE		41	311	88%	352
ADVENT HEALTH CENTRA CARE - LAKE MARY	2	99	249	71%	350
BAYSHORE DIAGNOSTICS		309	40	11%	349
SANTA ROSA CENTER FOR REHABILITATION AND HEALING		305	44	13%	349
SANFORD LABORATORIES		325	23	7%	348
PROHEALTH MEDICAL CLINIC		62	285	82%	347
BALDOMERO LOPEZ STATE VETERANS NURSING HOME	2	343	1	0%	346
PALM GARDEN OF OCALA		330	16	5%	346
PARKLANDS FACILITY INC	4	337	4	1%	345
LIFE CARE CENTER OF PENSACOLA		331	12	3%	343
KETAMINE HEALTH CENTERS LLC		315	27	8%	342
LAKELAND REGIONAL HEALTH - PWC/OB		35	306	90%	341
ST ANDREWS BAY SKILLED NURSING &		336	5	1%	341
SELECT REFERENCE LABORATORIES, LLC	1	326	12	4%	339
NORTHEAST FLORIDA NEUROLOGY CLINICS, INC		294	43	13%	337
UR MEDICINE LABS- CENTRAL LABORATORY		324	13	4%	337
VETERANS AFFAIRS MEDICAL CENTER - GAINESVILLE		2	335	99%	337



# COVID-19: testing by laboratory

Data through Dec 26, 2020 verified as of Dec 27, 2020 at 09:25 AM

Data in this report are provisional and subject to change.

The numbers in the table below represent the number of Florida and non-Florida residents for whom test results were received by the Department of Health. A person can be tested by more than one laboratory and can have both positive and negative results. **Therefore, the sum of the numbers in each column will be larger than the total number of people tested.**

Reporting lab	Inconclusive	Negative	Positive	Percent positive	Total
MY CLINICAL LAB		223	113	34%	336
GENESIS DIAGNOSTICS		234	101	30%	335
MEDONE URGENT CARE AT ST. AUGUSTINE		111	224	67%	335
NORTH FLORIDA REHABILITATION & SPECIALTY CARE☐		332	3	1%	335
BALDWIN PEDIATRICS	1	318	16	5%	335
CRUCIAL CARE EMERGENCY MEDICINE DOCTORS		272	60	18%	332
HARBOUR HEALTH CENTER		328	4	1%	332
GROWING TOGETHER PEDIATRICS LLC		307	24	7%	331
VRL EUROFINS		320	10	3%	330
SIPARADIGM, DIAGNOSTIC INFORMATICS		273	55	17%	328
FIU-HEALTH AUXILIARY LABORATORY		302	26	8%	328
FAMILY HEALTH CENTERS OF SWF LABS	2	273	52	16%	327
TRI-COUNTY NURSING AND REHABILITATION CENTER INC		311	15	5%	326
FERNANDINA BEACH REHAB AND NURSING	1	324	1	0%	326
INDIAN RIVER CTR, LLC		296	30	9%	326
SOLARIS HEALTHCARE CHARLOTTE HARBOR		312	14	4%	326
MINUTECLINIC LLC #476		275	50	15%	325
DOCTORS CENTER,THE		257	66	20%	323
USAFSAM/PHE		173	150	46%	323
MINUTECLINIC LLC # 3930		290	32	10%	322
READY RESPONDERS FLORIDA, PLLC		271	49	15%	320
NORTH FLORIDA PEDIATRICS PA		277	42	13%	319
DOH – INDIAN RIVER		267	52	16%	319
Stacey Health Care Centers Inc. dba Riverside Care Center		301	18	6%	319
NSPIRE HEALTHCARE MIAMI LAKES	3	307	9	3%	319
MIDWAY SPECIALTY CARE CENTER	3	202	113	36%	318
CITY MEDICAL OF NEW JERSEY, PC		287	28	9%	315
CORE DIAGNOSTIC LABORATORIES LLC		236	79	25%	315
TREASURE COAST COMMUNITY HEALTH	3	278	33	11%	314
ABBHEY DELRAY		311	3	1%	314
SIGNATURE HEALTHCARE OF BROOKWOOD GARDENS		313	1	0%	314
CITRUS NURSING CENTER LLC		299	15	5%	314
PALM BAY HOSPITAL CLINICAL LABORATORY		151	163	52%	314
MIDWAY SPECIATLY CARE CENTER		191	123	39%	314
RUSKIN HEALTH CENTER		203	109	35%	312
PEDIATRICS OF CENTRAL FLORIDA PA	9	284	19	6%	312
MAYFLOWER ASSISTED LIVING		311	1	0%	312
MINUTECLINIC LLC #3814		257	54	17%	311
GENESIS MEDICAL LABORATORY MIAMI FL.		83	228	73%	311
MANOR CARE HEALTH SERVICES - FT MYERS		301	9	3%	310
PEDIATRIC HEALTHCARE ALLIANCE PA		282	27	9%	309
ADVENT HEALTH CENTRA CARE - LEESBURG		13	296	96%	309
MINUTECLINIC LLC #3003		252	57	18%	309
GOLDEN GATE FAMILY CLINIC		83	225	73%	308
FLORIDA HOSPITAL WAUCHULA		205	102	33%	307
MEDSCAN LABORATORY INC	1	161	144	47%	306
FLORIDA HOSPITAL MEDICAL GROUP		242	64	21%	306

# COVID-19: testing by laboratory

Data through Dec 26, 2020 verified as of Dec 27, 2020 at 09:25 AM

Data in this report are provisional and subject to change.

The numbers in the table below represent the number of Florida and non-Florida residents for whom test results were received by the Department of Health. A person can be tested by more than one laboratory and can have both positive and negative results. **Therefore, the sum of the numbers in each column will be larger than the total number of people tested.**

Reporting lab	Inconclusive	Negative	Positive	Percent positive	Total
ADVENTHEALTH EXPRESS CARE		152	154	50%	306
MINUTECLINIC LLC		277	28	9%	305
VILLAGE AT VIENNA SQUARE,THE	6	294	5	2%	305
MEDEXPRESS LUTZ		3	302	99%	305
BLOUNTSTOWN REHABILITATION CENTER LLC		212	91	30%	303
APP-UNIPATH, LLC	2	289	12	4%	303
MINUTECLINIC LLC, #10357		302	1	0%	303
PALM GARDEN OF TAMPA		299	2	1%	301
PHYSICIANS PRIMARY CARE LAB		260	41	14%	301
CORAL TRACE HEALTH CARE	1	295	4	1%	300
MINUTECLINIC LLC #7973		262	37	12%	299
MINUTECLINIC LLC #4458		252	47	16%	299
MINUTECLINIC, LLC #4015		241	57	19%	298
BOND AND STEELE CLINIC PA		169	129	43%	298
ADVENT HEALTH CENTRA CARE - PALM COAST		41	257	86%	298
FLORIDA GULF COAST UNIVERSITY		149	149	50%	298
Palmetto Subacute Care Center		290	7	2%	297
CYPRESS VILLAGE		287	10	3%	297
NORTH PINELLAS STATMED QUICK QUALITY CLINICS		205	92	31%	297
ADVENT HEALTH CENTRA CARE - TITUSVILLE		56	241	81%	297
ASAP LAB LLC		198	98	33%	296
BUENA VISTA URGENT CARE		264	32	11%	296
CONSULATE HEALTH CARE OF BAYONET POINT	3	288	5	2%	296
MANOR OAKS NURSING & REHAB CENTER	1	293	1	0%	295
CATALYST WALK IN CLINIC		220	72	25%	292
HAINES CITY REHABILITATION AND NURSING CENTER		280	11	4%	291
NORTHWEST MEDICAL CENTER CLINICAL LABORATORY		175	116	40%	291
CORAL BAY HEALTHCARE AND REHABILITATION	1	286	3	1%	290
EAST LAKE PEDIATRICS		238	52	18%	290
ARCPOINTS LABS		254	35	12%	289
AUBURN UNIVERSITY MEDICAL CLINIC		227	62	21%	289
BAPTIST PRIMARY CARE	2	228	55	19%	285
LIFE CARE CENTER OF OCALA		277	7	2%	284
SPECIALTY HEALTH AND REHABILITATION CENTER		260	23	8%	283
LIFEBRITE	1	118	164	58%	283
FLAGLER COUNTY HEALTH DEPARTMENT		243	39	14%	282
BOCA BIOLISTICS REFERENCE LABORATORY	2	185	95	34%	282
Life Care Center at Wells Crossing		267	15	5%	282
LAKELAND REGIONAL HEALTH SYSTEMS INC		16	266	94%	282
DELTONA HEALTH CARE		259	22	8%	281
FAST TRACK URGENT CARE CENTER		2	279	99%	281
BIOCEPT		264	16	6%	280
ORLANDO HEALTH CENTER FOR REHABILITATION		274	6	2%	280
PALM GARDEN OF GAINESVILLE	2	275	2	1%	279
RICARDO NAVARRO DO PA		258	20	7%	278
PRUITT HEALTH-SANTA ROSA		275	2	1%	277
Ocala Health and Rehabilitation Center		271	6	2%	277



# COVID-19: testing by laboratory

Data through Dec 26, 2020 verified as of Dec 27, 2020 at 09:25 AM

Data in this report are provisional and subject to change.

The numbers in the table below represent the number of Florida and non-Florida residents for whom test results were received by the Department of Health. A person can be tested by more than one laboratory and can have both positive and negative results. **Therefore, the sum of the numbers in each column will be larger than the total number of people tested.**

Reporting lab	Inconclusive	Negative	Positive	Percent positive	Total
MEDFAST URGENT CARE CENTERS		8	268	97%	276
XYZ LABORATORY	2	246	26	9%	274
PHYSICIANS REGIONAL WALK-IN		184	90	33%	274
WESTCHESTER GARDENS LIMITED PARTNERSHIP		268	5	2%	273
PALMS OF SEBRING		257	16	6%	273
FLORIDA HOSPITAL HEARTLAND MED CTR LAKE PLACID		202	70	26%	272
Quest Diag Unspecifd		177	95	35%	272
MAIN STREET MEDICAL CENTER		9	262	97%	271
SPRING HILL HEALTH AND REHABILITATION CENTER		256	13	5%	269
VETERANS AFFAIRS MEDICAL CENTER - LAKE CITY		52	217	81%	269
MEDFAST URGENT CARE CENTER		82	187	70%	269
ORCHARD PARK HEALTH & REHABILITATION		265	2	1%	267
GOOD SAMARITAN SOCIETY-DAYTONA		262	5	2%	267
BRIDGEWATER PARK HEALTH AND REHAB		257	9	3%	266
MINUTECLINIC LLC #4024		236	29	11%	265
AVELLINO LAB USA, INC	1	254	9	3%	264
MINUTECLINIC LLC #7225		229	35	13%	264
AURORA DIAGNOSTICS BERNHARDT LABORATORIES PATHOLOGY SERVICE		190	71	27%	261
SPRINGTREE REHAB & HEALTH CARE CENTER		253	8	3%	261
CLIFFORD CHESTER SIMS VA NURSING HOME		251	9	3%	260
CONSULATE HEALTHCARE OF KISSIMMEE		247	12	5%	259
BENTON PEDIATRICS INC		236	22	9%	258
MINUTECLINIC LLC #3285		226	32	12%	258
FLORIDA WOMAN CARE LABORATORY LLC		232	26	10%	258
URGENT CARE OF THE PALM BEACHES		3	254	99%	257
MINUTECLINIC LLC #4201		229	28	11%	257
HENDRY REGIONAL MEDICAL CENTER CLINICAL LABORATORY		175	81	32%	256
BAY VILLAGE OF SARASOTA INC		254	2	1%	256
HOMESTEAD MANOR	2	214	39	15%	255
QUALITOX LABORATORIES		105	149	59%	254
ASCEND CLINICAL	2	232	20	8%	254
MINUTECLINIC, LLC #3204		220	33	13%	253
MEDICAL CENTER CLINIC-IMMEDIATE CARE	1	208	43	17%	252
SHORE ACRES CARE CENTER		243	8	3%	251
AMERICA'S PHARMACY LLC		222	29	12%	251
BUFFALO CROSSING HEALTHCARE & REHABILITATION CTR		245	5	2%	250
KEY WEST HEALTH AND REHAB	1	245	4	2%	250
Timberidge Center for Rehabilitation and Healing		227	23	9%	250
CAPE CANAVERAL HOSPITAL		112	138	55%	250
Manatee Springs Rehabilitation and Nursing Center		237	12	5%	249
GANDY CROSSING CARE CENTER	1	236	12	5%	249
MINUTECLINIC LLC #3257		201	48	19%	249
VITAS LUTHERAN TOWERS INPATIENT PROGRAM		242	6	2%	248
CHILDRENS MEDICAL ASSOCIATION		229	17	7%	246
MARTIN MEMORIAL MEDICAL CENTER LAB		128	118	48%	246
SHELL POINT VILLAGE MEDICAL CENTER		246			246
VILLAGE DOCTORS FAMILY MEDICAL CENTER OF		197	49	20%	246

# COVID-19: testing by laboratory

Data through Dec 26, 2020 verified as of Dec 27, 2020 at 09:25 AM

Data in this report are provisional and subject to change.

The numbers in the table below represent the number of Florida and non-Florida residents for whom test results were received by the Department of Health. A person can be tested by more than one laboratory and can have both positive and negative results. **Therefore, the sum of the numbers in each column will be larger than the total number of people tested.**

Reporting lab	Inconclusive	Negative	Positive	Percent positive	Total
CONSULATE HEALTH CARE OF SAFETY HARBOR		242	3	1%	245
ADVENT HEALTH CENTRA CARE - ORMOND BEACH		98	146	60%	244
ROSEWOOD HEALTHCARE & REHABILITATION CENTER		239	4	2%	243
ST JUDE CHILDREN'S RESEARCH HOSPITAL		231	12	5%	243
Cypress Cove Care Center		170	73	30%	243
CARENOW URGENT CARE – FORT PIERCE		173	70	29%	243
COASTAL PHYSICIANS, LLC		185	58	24%	243
LIFE CARE PONTE VEDRA INC		240	3	1%	243
OCEAN VIEW NURSING AND REHAB CENTER		232	10	4%	242
LabCorp (Non-Interfaced)	1	109	132	55%	242
GOOD SAMARITAN CARES		236	5	2%	241
MICHAEL A MIDDLETON MD PA□		233	8	3%	241
AVENTURA REHAB AND NURSING CENTER		238	3	1%	241
MANOR CARE NURSING CENTER OF SARASOTA FL LLC□		236	5	2%	241
CLARIDGE HOUSE NURSING CENTER		228	12	5%	240
24 HOUR PEDIATIC CARE CENTER	1	221	18	8%	240
FAIRWAY OAKS CENTER LLC	5	230	5	2%	240
J AND G MEDICAL GROUP LLC		209	30	13%	239
Marshall Health and Rehabilitation Center		237	2	1%	239
MANORCARE HEALTH SERVICES - VENICE		194	45	19%	239
ADVENT HEALTH CENTRA CARE - ALTAMONTE SPRINGS		144	94	39%	238
SUWANNEE HEALTH AND REHABILITATION CENTER		234	4	2%	238
solaris Healthcare Parkway	1	235	2	1%	238
DIAMOND RIDGE HEALTH AND REHABILITATION CENTER		222	15	6%	237
LPG COCONUT POINT		199	38	16%	237
MINUTECLINIC LLC #3654		203	33	14%	236
BROWARD NURSING & REHABILITATION CTR	8	226	2	1%	236
ADVENT HEALTH CENTRA CARE - UNIVERSITY	1	95	140	59%	236
HARDEE MANOR HEALTH CARE CENTER	1	232	2	1%	235
ADVENTHEALTH MEDICAL GROUP PROMPT CARE		187	48	20%	235
MALABAR/ADVENT CENTRA CARE		47	188	80%	235
HOPE HOSPICE AND COMMUNITY SERVICES INC	6	223	6	3%	235
ROLLINS COLLEGE WELLNESS CENTER		92	142	61%	234
LAKE EUSTIS HEALTH AND REHABILITATION CENTER		233	1	0%	234
PREMIER PLACE AT THE GLENVIEW		227	7	3%	234
FL HUD DESTIN, LLC D/B/A GRAND BOULEVARD HEALTH		206	27	12%	233
MEMPHIS PATHOLOGY LABORATORY	4	212	17	7%	233
HERON POINTE HEALTH AND REHABILITATION	1	231			232
KISSIMMEE FACILITY OPERATIONS LLC		225	7	3%	232
VITAS HEALTHCARE CORP OF CENTRAL FL		227	4	2%	231
SIGNATURE HEALTHCARE OF NORTH FLORIDA		229	2	1%	231
renaissance health and rehabilitation center		229	2	1%	231
Vi at Lakeside Village Skilled Nursing		228	2	1%	230
FLORIDA DEPARTMENT OF HEALTH CLAY COUNTY		148	82	36%	230
ROSEWOOD HEALTH AND REHABILITATION CENTER		224	5	2%	229
BLUE MED CONSULTANTS		222	7	3%	229
OAK HAMMOCK AT THE UNIVERSITY OF FLORIDA		223	6	3%	229

# COVID-19: testing by laboratory

Data through Dec 26, 2020 verified as of Dec 27, 2020 at 09:25 AM

Data in this report are provisional and subject to change.

The numbers in the table below represent the number of Florida and non-Florida residents for whom test results were received by the Department of Health. A person can be tested by more than one laboratory and can have both positive and negative results. **Therefore, the sum of the numbers in each column will be larger than the total number of people tested.**

Reporting lab	Inconclusive	Negative	Positive	Percent positive	Total
REGENTS PARK AT AVENTURA		221	7	3%	228
SEA BREEZE REHAB AND NURSING CENTER☐		224	3	1%	227
LITTLE PINE PEDIATRICS		151	76	33%	227
TAMARAC REHABILITATION & HEALTH CENTER		227			227
Bay Breeze Senior Living and Rehabilitation Center		181	46	20%	227
ADVENT HEALTH CENTRA CARE - COLONIAL TOWN	1	175	51	22%	227
Solaris HealthCare Windermere		221	5	2%	226
ROSEN MEDICAL CENTER		199	25	11%	224
HEATHER HILL HEALTHCARE CENTER		191	33	15%	224
ARCHER HEALTH VENTURES, LLC		204	20	9%	224
LEHIGH VALLEY GENOMICS			224	100%	224
ELLENTON PEDIATRICS		206	17	8%	223
JACKSONVILLE BEACH PEDIATRIC CARE CENTER☐		201	22	10%	223
OSPREY LODGE		212	11	5%	223
LYNN HAVEN SPORTS COMPLEX-WALKON CLINIC		20	203	91%	223
PERSONALIZED GENETIC TESTING		131	91	41%	222
Bayside Care Center	1	214	6	3%	221
EAST LAKE PEDIATRICS PA		206	15	7%	221
PruittHealth Santa Rosa		195	25	11%	220
HEALTHY STEPS PEDIATRICS		197	23	10%	220
MANDARIN PEDIATRICS		209	11	5%	220
BOCA GRANDE HEALTH CLINIC		205	13	6%	218
MINUTECLINIC LLC #5216		188	30	14%	218
THE MANOR AT CARPENTERS		185	32	15%	217
Destin Healthcare and Rehabilitation Center	1	211	4	2%	216
ST. CLOUD REGIONAL MEDICAL CENTER		199	17	8%	216
LAKE PORT SQUARE		200	15	7%	215
CHIPOLA HEALTH AND REHAB		204	11	5%	215
PROTEUS MOLECULAR AND CLINICAL LAB	1	144	70	33%	215
LUTHERAN HAVEN		212	3	1%	215
SABAL PALMS HEALTH AND REHAB		175	40	19%	215
BUREAU OF CLINICAL LABORATORIES		178	36	17%	214
TERRACES OF LAKE WORTH CARE CENTER☐		213			213
POCONO MEDICAL CENTER		212			212
HALIFAX MEDICAL CENTER-PORT ORANGE LAB		182	30	14%	212
FLORIDA DEPARTMENT OF HEALTH		187	25	12%	212
STARKE FAMILY MEDICAL CENTER		171	41	19%	212
Boynton Beach Rehabilitation Center	2	209	1	0%	212
BLOCK, NATION, CHASE, AND SMOLEN FAMILY MEDICINE		157	54	26%	211
SUNRISE DIAGNOSTIC LABORATORY		158	53	25%	211
MINUTECLINIC LLC #1815		193	18	9%	211
PARKS HEALTHCARE & REHABILITATION CTR	4	205	1	0%	210
Consulate Health Care of North Fort Myers		203	7	3%	210
Sunset Point Center		208	2	1%	210
THE PALACE MANAGEMENT - THE PALACE AT CORAL GABLES		209			209
CONSULATE HEALTH CARE OF WINTER HAVEN		209			209
The Palace Nursing and Rehabilitation Center		209			209

# COVID-19: testing by laboratory

Data through Dec 26, 2020 verified as of Dec 27, 2020 at 09:25 AM

Data in this report are provisional and subject to change.

The numbers in the table below represent the number of Florida and non-Florida residents for whom test results were received by the Department of Health. A person can be tested by more than one laboratory and can have both positive and negative results. **Therefore, the sum of the numbers in each column will be larger than the total number of people tested.**

Reporting lab	Inconclusive	Negative	Positive	Percent positive	Total
Glades West Rehabilitation and Nursing Center		207	1	0%	208
PALM GARDEN OF CLEARWATER		201	6	3%	207
Heritage Healthcare at Tallahassee		205	2	1%	207
COMMUNITY HEALTH CENTERS OF PINELLAS, INC.		3	203	99%	206
LOOP PEDIATRICS PA		179	26	13%	205
LAKE PARK OF MADISON		200	4	2%	204
BREVARD HEALTH ALLIANCE		67	137	67%	204
TUSKAWILLA NURSING AND REHAB CENTER	2	198	4	2%	204
TGH		1	202	100%	203
Taylor Care Center		201	2	1%	203
PruittHealth Panama City	1	191	11	5%	203
POLK COUNTY HEALTH DEPARTMENT		178	24	12%	202
MINUTECLINIC LLC #4612		161	41	20%	202
MEDIPATH		5	197	98%	202
HOMESTEAD VILLAGE		198	3	1%	201
VAMC WEST PALM LAB		5	196	98%	201
FULGENT GENETICS	2	161	38	19%	201
GATEWAY/ADVENT CENTRA CARE		13	188	94%	201
Solaris Healthcare Daytona	1	200			201
DAVID SCOTT MADWAR MD PA□		186	15	7%	201
HEALTH FIRST - HOLMES REGIONAL MEDICAL CENTER		32	169	84%	201
RULEME CENTER	2	193	6	3%	201
Governors Creek Health and Rehabilitation	1	198	2	1%	201
MINUTECLINIC LLC #8381		168	32	16%	200
HARBOURWOOD	1	195	4	2%	200
BAYA POINTE NURSING AND REHABILITATION		118	82	41%	200
GRAND COURT TAMPA		198	1	1%	199
ORANGE COUNTY HEALTH DEPT		191	8	4%	199
PALM GARDEN OF AVENTURA		198	1	1%	199
CHILDRENS MEDICAL ASSOCIATION PA		178	21	11%	199
TIERRA PINES CENTER		191	8	4%	199
HEALTH CENTRAL PARK		162	37	19%	199
DEPARTMENT OF HEALTH & HUMAN SERVICES		198			198
FAST TRACK URGENT CARE CENTER - CARROLLWOOD		1	197	99%	198
ST JAMES HEALTH AND REHABILITATION CENTER		186	12	6%	198
PATHGROUP LABS LLC		94	104	53%	198
MINUTECLINIC, LLC #3245		139	58	29%	197
MIAMI JEWISH HEALTH SYSTEMS, INC	1	188	7	4%	196
DOCTORS MEMORIAL FAMILY MEDICINE	2	134	60	31%	196
FLORIDA CLINICAL LABORATORY-BIOREFERENCE LABORATORIES		63	133	68%	196
W FRANK WELLS NURSING HOME		172	24	12%	196
HARDEE COUNTY HEALTH DEPARTMENT		154	39	20%	193
ABBOTT LABORATORIES		142	50	26%	192
AFC URGENT CARE CLEARWATER		101	91	47%	192
EDGEWATER AT WATERMAN VILLAGE,THE		184	8	4%	192
AFC URGENT CARE SEMINOLE			192	100%	192
Chatsworth at PGA National, LLC		187	5	3%	192



# COVID-19: testing by laboratory

Data through Dec 26, 2020 verified as of Dec 27, 2020 at 09:25 AM

Data in this report are provisional and subject to change.

The numbers in the table below represent the number of Florida and non-Florida residents for whom test results were received by the Department of Health. A person can be tested by more than one laboratory and can have both positive and negative results. **Therefore, the sum of the numbers in each column will be larger than the total number of people tested.**

Reporting lab	Inconclusive	Negative	Positive	Percent positive	Total
MOLECULAR TESTING LABS		156	36	19%	192
ASSOCIATESMD MEDICAL GROUP INC		159	33	17%	192
Fernandina Beach Rehabilitation and Nursing Center		191			191
DBI HEALTH INC		187	3	2%	190
DIAMOND RIDGE HEALTH AND REHABILITATION		177	12	6%	189
FELLOWSHIP HOME AT THE FAIRWAY LLC		188	1	1%	189
PEDIATRIC HEALTH CARE ALLIANCE, PA		170	18	10%	188
PALM GARDEN OF ORLANDO		176	12	6%	188
CARRINGTON PLACE OF ST PETE LLC		187	1	1%	188
WOMEN'S CARE FLORIDA LABORATORY		183	5	3%	188
ADVENT HEALTH - CARROLLWOOD	4	163	21	11%	188
SIGNATURE HEALTHCARE AT THE COURTYARD		142	46	24%	188
HEALTH LINK DIAGNOSTIC LABORATORIES		182	5	3%	187
ORCHARD RIDGE CARE AND REHABILITATION CENTER		185	1	1%	186
PLANTATION NURSING & REHAB CENTER		186			186
USA HEALTH UNIVERSITY HOSPITAL CLINICAL LABORATORY	1	183	2	1%	186
San Jose Health & Rehabilitation		186			186
Lake Port Square Health Center		177	8	4%	185
NEO GENOMICS - FORT MYERS	1	179	5	3%	185
BAY TREE CARE AND REHABILITATION CENTER		164	20	11%	184
JACKSON PLAZA NURSING & REHAB CENTER		183	1	1%	184
ST. JAMES BAY HEALTH AND REHABILITATION CENTER		183	1	1%	184
EXPRESS URGENT CARE LLC		1	181	99%	182
Solaris Healthcare Coconut Creek		179	2	1%	181
PCB CLINIC		136	45	25%	181
SOLARIS HEALTHCARE MERRITT ISLAND		167	14	8%	181
Bayside Health and Rehabilitation		164	16	9%	180
HAVEN OF OUR LADY OF PEACE INC		178	2	1%	180
BROOKDALE FORT MYERS CYPRESS LAKE		179	1	1%	180
SOLARIS SENIOR LIVING VERO BEACH		177	3	2%	180
EPN URGENT CARE		43	137	76%	180
CENTRA CARE – AZALEA PARK		98	82	46%	180
AFC URGENT CARE FAMILY CARE			180	100%	180
UNIVERSITY OF TAMPA STUDENT HEALTH AND SHC CLINICAL LABORATORY		45	133	75%	178
NADAL PEDIATRICS - VICTORIA STREET (3385)		150	27	15%	177
AFC URGENT CARE TYRONE		2	175	99%	177
SILVERCREST HEALTH AND REHABILITATION CENTER	3	168	6	3%	177
SERANADES BY SONATA WEST ORANGE		155	21	12%	176
OCALA FAMILY MEDICAL CENTER INC	1	143	32	18%	176
RIVERS FAMILY MEDICINE PA		136	40	23%	176
MINUTECLINIC LLC #3648		142	33	19%	175
GLENRIDGE ON PALMER RANCH,THE		171	4	2%	175
Life Care Center of Punta Gorda	1	169	5	3%	175
ADVENT HEALTH CENTRA CARE - DAYTONA BEACH		89	86	49%	175
CARENOW	2	97	76	43%	175
Consulate Health Care of St. Petersburg		174			174
ELMHURST HOSPITAL CENTER	1	168	5	3%	174

# COVID-19: testing by laboratory

Data through Dec 26, 2020 verified as of Dec 27, 2020 at 09:25 AM

Data in this report are provisional and subject to change.

The numbers in the table below represent the number of Florida and non-Florida residents for whom test results were received by the Department of Health. A person can be tested by more than one laboratory and can have both positive and negative results. **Therefore, the sum of the numbers in each column will be larger than the total number of people tested.**

Reporting lab	Inconclusive	Negative	Positive	Percent positive	Total
CONSULATE HEALTH CARE OF MELBOURNE		174			174
ManorCare Health Services-Palm Harbor		173			173
NIGHT LITE PEDIATRICS WINTER GARDEN		144	29	17%	173
SOLARIS HEALTHCARE OSCEOLA		168	5	3%	173
BAPTIST HEALTH PRIMARY CARE	1	134	38	22%	173
ADVENT HEALTH CENTRA CARE - WESLEY CHAPEL		4	168	98%	172
SPRINGS AT BOCA CIEGA BAY,THE		170	2	1%	172
SUN COUNTRY PEDIATRICS PLLC	6	152	14	8%	172
FORT PIERCE HEALTH CARE		170	1	1%	171
Nspire Health Care Kendall		165	6	4%	171
ARCPOINT LABS OF ST PETERSBURG		117	54	32%	171
LONGWOOD FAMILY PRACTICE		141	29	17%	170
SUPERIOR RESIDENCES OF PANAMA CITY BEACH		164	6	4%	170
NSPIRE HEALTHCARE LAUDERHILL		165	4	2%	169
SABAL DIRECT PRIMARY CARE, PA		147	22	13%	169
SERENADES IN THE VILLAGES		145	23	14%	168
PANAMA CITY DEVELOPMENTAL CENTER☐		168			168
BAYVIEW CENTER		165	1	1%	166
PALM GARDEN OF WINTER HAVEN		152	14	8%	166
TRENTON MEDICAL CENTER INC DBA PALMS MEDICAL GROUP	4	119	43	26%	166
TALLAHASSEE NHHI LLC		165	1	1%	166
AZALEA TRACE		158	8	5%	166
MANOR CARE OF NAPLES FL LLC		164	1	1%	165
ADVENT HEALTH CENTRA CARE - OVIEDO		63	101	62%	164
URGENT CARE OF THE PALM BEACHES, NORTH PALM BEACH			164	100%	164
VETERANS AFFAIRS MEDICAL CENTER - MIAMI			163	100%	163
PALM GARDEN OF WEST PALM BEACH☐	1	149	13	8%	163
ADVENT HEALTH CENTRA CARE - WINTER HAVEN	1	81	81	50%	163
BRADENTON HEALTH CARE		163			163
TRI COUNTY NURSING HOME		161	1	1%	162
BROOKSVILLE HEALTHCARE CENTER LLC☐		161	1	1%	162
COMMUNITY HEALTH AND REHABILITATION CENTER		146	16	10%	162
CARITHERS PEDIATRIC GROUP		140	22	14%	162
The Inn at Sarasota Bay Club		159	2	1%	161
DXTERITY DIAGNOSTICS	1	157	3	2%	161
WESTWOOD HEALTHCARE SNF		154	7	4%	161
BEAR CREEK NURSING CENTER		160	1	1%	161
ABBIEJEAN RUSSELL CARE CENTER☐		160			160
KEYSTONE REHAB		160			160
GREENBRIAR REHABILITATION AND NURSING CENTER	1	159			160
HEARTLAND PEDIATRICS OF LAKE WALES		145	14	9%	159
VILLAGE DOCTORS OF KEYSTONE		122	37	23%	159
PHYSICIANS STAT LAB INC		133	26	16%	159
WUESTHOFF REF LABORATORY			158	100%	158
SILVER CREEK SENIOR LIVING COMMUNITY		158			158
CORAL REEF NURSING & REHAB CENTER		158			158
TELESCOPE HEALTH LLC	2	127	28	18%	157



# COVID-19: testing by laboratory

Data through Dec 26, 2020 verified as of Dec 27, 2020 at 09:25 AM

Data in this report are provisional and subject to change.

The numbers in the table below represent the number of Florida and non-Florida residents for whom test results were received by the Department of Health. A person can be tested by more than one laboratory and can have both positive and negative results. **Therefore, the sum of the numbers in each column will be larger than the total number of people tested.**

Reporting lab	Inconclusive	Negative	Positive	Percent positive	Total
HOSPITAL FOR SPECIAL SURGERY		156	1	1%	157
CALHOUN LIBERTY HOSPITAL		107	50	32%	157
REHABILITATION CENTER OF LAKE CITY, TH		144	13	8%	157
ADVENT HEALTH CENTRA CARE - CARROLLWOOD		4	152	97%	156
HUNT CLUB PEDIATRIC ASSOCIATES, P.A.		135	21	13%	156
COCOA BEACH/ADVENT CENTRA		41	114	74%	155
SARNO EXTENDED HOURS		104	51	33%	155
PRUITT HEALTH		153	2	1%	155
TIMBERRIDGE NURSING HOME & REHAB		123	32	21%	155
PALMETTTO FACILITY INC	1	153			154
ASTON GARDENS AT PELICAN MARSH		151	2	1%	153
ADVENT HEALTH - ORLANDO		126	26	17%	152
DIAGNOSTIC & CLINICAL CARE SERVICES INC DBA		129	23	15%	152
ARBOR FACILITY INC		151			151
DIGNITY HEALING, LLC		144	6	4%	150
Consulate Healthcare of West Palm Beach		141	9	6%	150
DIAMOND RIDGE		147	3	2%	150
WIREGRASS DIRECT PRIMARY CARE PLLC□		128	22	15%	150
FAWCETT MEMORIAL HOSPITAL-LAB		39	111	74%	150
PRECISION HEALTH RESOURCES, LLC	1	133	15	10%	149
Emory L Bennett State Veterans Nursing Home		146	2	1%	148
SAINTS 120 LLC	1	114	33	22%	148
CITRUS HEALTH AND REHAB		128	20	14%	148
SEMINOLE NURSING PAVILION		141	7	5%	148
AMBULATORY SURGERY CENTER OF BOCA RATON LTD		146	1	1%	147
NORTH FLORIDA PEDIATRICS - MARIANNA		114	33	22%	147
PADDOCK RIDGE		145	2	1%	147
FLORIDA KEYS PEDIATRICS & ADOLESCENT CENTER		139	7	5%	146
ORLANDO HEALTH EMERGENCY DEPARTMENT		136	10	7%	146
DOCTORS MEMORIAL HOSPITAL		40	106	73%	146
FLORIDA HEALTH CARE PLAN INC		2	144	99%	146
ADVENT HEALTH CENTRA CARE - ST. CLOUD		131	15	10%	146
AMERICAN FINNISH NURSING HOME	1	143	2	1%	146
MINUTECLINIC LLC # 7933		124	21	14%	145
MEDICAL CENTER OF DELTONA, INC		116	29	20%	145
LAB CORP	1	88	56	39%	145
OAKBROOK HEALTH AND REHABILITATION CENTER	1	144			145
GOOD SAMARITAN CENTER		145			145
ST CATHERINE'S WEST REHABILITATION HOSPITAL		143	1	1%	144
PINES OF SARASOTA		143			143
EDGEWOOD NURSING CENTER		141	2	1%	143
Quail Run Health Care Center		143			143
AFC URGENT CARE		52	90	63%	142
ALLSOUTH URGENT CARE			142	100%	142
GENE BY GENE		61	81	57%	142
ENGLEWOOD HEALTHCARE AND REHABILITATION CENTER		141			141
UCC - WELLINGTON			140	100%	140

# COVID-19: testing by laboratory

Data through Dec 26, 2020 verified as of Dec 27, 2020 at 09:25 AM

Data in this report are provisional and subject to change.

The numbers in the table below represent the number of Florida and non-Florida residents for whom test results were received by the Department of Health. A person can be tested by more than one laboratory and can have both positive and negative results. **Therefore, the sum of the numbers in each column will be larger than the total number of people tested.**

Reporting lab	Inconclusive	Negative	Positive	Percent positive	Total
FIRST CHOICE PEDIATRICS		98	41	29%	139
Parkview Rehabilitation Center at Winter Park		136	3	2%	139
AMERICAN RESEARCH LABS		7	131	95%	138
PALM BEACH COUNTY HEALTH DEPT LAB	3	131	4	3%	138
COLOR GENOMICS, INC.	1	135	2	1%	138
ALL SEASONS NAPLES LLC		136	2	1%	138
WATERMARK LAKE POINTE WOODS LLC		132	6	4%	138
AMERICAN PATHOLOGY PARTNERS		136	2	1%	138
AVECINA MOBILE		118	19	14%	137
AMERICAN FAMILY CARE PENSACOLA WEST		1	136	99%	137
PPC-LAB EDI ORCHARD BI		129	8	6%	137
Rehabilitation Center for Park Place LLC		135	2	1%	137
MANOR AT BLUEWATER BAY		131	6	4%	137
PORT ST LUCIE REHABILITATION AND HEALTHCARE		98	38	28%	136
REGENCY CARE OF BLOUNTSTOWN LLC		129	7	5%	136
VENICE REGIONAL BAYFRONT HEALTH (PULMONARY)		126	10	7%	136
PEDIATRICS IN BREVARD PA		124	12	9%	136
CAYUGA MEDICAL CENTER AT ITHACA		133	3	2%	136
LASER & SURGERY CENTER OF THE PALM BEACHES		134	1	1%	135
IRL MARKET LAB ALACHUA		104	31	23%	135
LABORATORY OF FLORIDA		83	51	38%	134
TARPON POINT NURSING AND REHABILITATION CENTER		134			134
ADVENT HEALTH CENTRA CARE - TEMPLE TERRACE	1	78	55	41%	134
ADVENT HEALTH CENTRA CARE - DELAND		28	105	79%	133
UNITED CLINICAL LABORATORIES		124	9	7%	133
TRINITY REGIONAL REHAB CENTER		126	7	5%	133
CANTERFIELD OF OCALA, LLC		131	2	2%	133
ROSECASTLE OF ZEPHRHILLS		131	2	2%	133
REFUAH HEALTH CENTER LABORATORY		128	4	3%	132
FORT WALTON REHABILITATION CENTER		95	37	28%	132
GOOD SAMARITAN SOCIETY OF DELAND		125	7	5%	132
OCEAN REEF MEDICAL CENTER		113	19	14%	132
THE REHABILITATION CENTER OF LAKE CITY		127	5	4%	132
LONGWOOD HEALTH AND REHABILITATION CENTER		125	6	5%	131
INTEGRATED REGIONAL LABORATORIES		119	12	9%	131
PAVILION FOR HEALTHCARE, THE		131			131
ADVENT HEALTH CENTRA CARE - AZALEA PARK		112	18	14%	130
NCRNC INC		128	2	2%	130
BMHSI-AEL MICROBIOLOGY LABORATORY	2	102	25	19%	129
MINUTECLINIC LLC #1807		110	19	15%	129
Whispering Oaks	7	115	7	5%	129
CENTRACARE		17	112	87%	129
EDWARD J HEALEY REHAB & NURSING CENTER		129			129
VIERA HOSPITAL, INC		93	35	27%	128
ADVENT HEALTH CENTRA CARE - LONGWOOD		24	104	81%	128
SOLARIS HEALTHCARE LAKE CITY		79	49	38%	128
MATHISON RETIREMENT COMMUNITY, INC		127	1	1%	128

# COVID-19: testing by laboratory

Data through Dec 26, 2020 verified as of Dec 27, 2020 at 09:25 AM

Data in this report are provisional and subject to change.

The numbers in the table below represent the number of Florida and non-Florida residents for whom test results were received by the Department of Health. A person can be tested by more than one laboratory and can have both positive and negative results. **Therefore, the sum of the numbers in each column will be larger than the total number of people tested.**

Reporting lab	Inconclusive	Negative	Positive	Percent positive	Total
ADVANCED AMBULATORY SURGERY CENTER		120	8	6%	128
WRIGHTS HEALTH CARE AND REHABILITATION CENTER		107	20	16%	127
URGENT CARE EXPRESS LLC			127	100%	127
MINUTECLINIC LLC #5924		110	17	13%	127
TRI-COUNTY NURSING HOME		117	10	8%	127
ANCIENT CITY PEDIATRICS		122	5	4%	127
FIRST QUALITY LABORATORY		117	10	8%	127
MILLENNIUM LAB SERVICES			127	100%	127
ADVANCED MEDICAL CENTER		86	40	32%	126
ACCURATE DIAGNOSTIC LABS, INC		121	5	4%	126
GESSLER CLINIC PA		98	28	22%	126
PIONEER CLINICAL LAB, LLC		104	22	17%	126
ORANGE BLOSSOM FAMILY HEALTH		120	5	4%	125
TUSCAN GARDENS OF PALM COAST		124	1	1%	125
PRIMECARE OF DOTHAN		83	42	34%	125
GENETWORKX		17	108	86%	125
MINUTECLINIC LLC #3255		105	19	15%	124
THE CLUB AND REHABILITATION CENTER		123	1	1%	124
POINT WASHINGTON MEDICAL CLINIC		1	123	99%	124
CENTERSTONE OF FLORIDA☐		117	7	6%	124
MACTOWN, INC		124			124
CRONOS CLINICAL LABORATORY	2	106	15	12%	123
LIFE CARE CENTER OF ALTAMONTE SPRINGS		102	21	17%	123
SUWANNEE VALLEY NURSING CENTER		116	7	6%	123
Surrey Place Healthcare and Rehabilitation		123			123
ARTHREX MEDICAL CENTER		48	75	61%	123
CSL PLASMA		24	99	80%	123
FHMG-FLORIDA HOSPITAL MEDICAL GROUP		103	19	16%	122
GRAVITY DIAGNOSTICS, LLC		35	87	71%	122
FAMILY CARE PARTNERS OF NORTHEAST FLORIDA LLC		73	49	40%	122
PROVIDENCE HOSPITAL LABORATORY		117	5	4%	122
JACKSONVILLE KIDS PEDIATRICS, PLLC		102	19	16%	121
ARDEN COURTS OF LARGO FL, LLC		118	3	2%	121
PARKVIEW HEALTH		121			121
GLADES HEALTH CARE CENTER		119	2	2%	121
LabCorp L#09258090 M#09258105		73	48	40%	121
Solaris HealthCare Imperial		116	4	3%	120
TUSCAN GARDENS OF VENETIA MANAGEMENT COMPANY		119	1	1%	120
GRAVITY DIAGNOSTICS		42	78	65%	120
MIRACLE HILL NURSING & REHABILITATION CENTER INC		117	3	3%	120
Solaris Healthcare Lake Bennet		107	13	11%	120
MATHISON RETIREMENT COMMUNITY		114	5	4%	119
STEWARD ROCKLEDGE HOSPITAL		89	30	25%	119
FIRST CHOICE PRIMARY CARE		94	25	21%	119
RDX BIOSCIENCE		60	58	49%	118
NATIONS BEST FAMILY HEALTH CARE		60	58	49%	118
SOUTH CAMPUS FACILITY INC		113	5	4%	118

# COVID-19: testing by laboratory

Data through Dec 26, 2020 verified as of Dec 27, 2020 at 09:25 AM

Data in this report are provisional and subject to change.

The numbers in the table below represent the number of Florida and non-Florida residents for whom test results were received by the Department of Health. A person can be tested by more than one laboratory and can have both positive and negative results. **Therefore, the sum of the numbers in each column will be larger than the total number of people tested.**

Reporting lab	Inconclusive	Negative	Positive	Percent positive	Total
LAKESIDE NEUROLOGIC		114	4	3%	118
MOBILE INFIRMARY MED CENTER PATH LAB		107	11	9%	118
BOSTON RED SOX CLUB LP		117	1	1%	118
PROVISTA DIAGNOSTICS, INC		115	2	2%	117
WOODBIDGE FACILITY INC		116	1	1%	117
NEIGHBORHOOD MEDICAL CENTER		112	5	4%	117
FHMG FLORIDA HOSPITAL MEDICAL GROUP		102	15	13%	117
GUEST HOUSE OCALA, THE		116	1	1%	117
WEDGEWOOD HEALTHCARE CENTER		88	29	25%	117
ARCADIA HEALTH AND REHABILITATION CENTER		100	17	15%	117
QUICK CARE MED		90	27	23%	117
COLONY CLUB ALF,THE		115	1	1%	116
INN AT ASTON GARDENS, THE		113	3	3%	116
CHAUTAUQUA REHABILITATION AND NURSING CENTER		114	2	2%	116
CHARTER SENIOR LIVING OF PANAMA CITY BEACH		99	17	15%	116
EXOSOME DIAGNOSTICS	1	106	9	8%	116
JEFFERY WEINZWEIG		2	114	98%	116
MEADOWCREST FAMILY PHYSICIANS		78	38	33%	116
WESLEY HAVEN VILLA	1	106	8	7%	115
BAPTIST PRIMARY CARE INC		97	18	16%	115
Heartland Healthcare of Ft. Myers	1	114			115
CAREMED CLINIC LLC		82	33	29%	115
ADVENT HEALTH CENTRA CARE		10	104	91%	114
NEW YORK CITY DEPARTMENT OF HEALTH & MENTAL		104	10	9%	114
ATLANTIC URGENT CARE		77	36	32%	113
DOCTOR'S IN HOUSE LABORATORY		15	98	87%	113
AMELIA MEDICAL CARE		14	99	88%	113
PALMETTO FAMILY HEALTHCARE	1	65	47	42%	113
COQUINA CENTER		112	1	1%	113
JACKSONVILLE NURSING AND REHAB CENTER		110	2	2%	112
BELVEDERE COMMONS OF FORT WALTON BEACH		103	9	8%	112
PATRIOT MEDICAL LABORATORIES		109	3	3%	112
Gulf Coast Healthcare (Longwood Health and Rehab		112			112
YOUR FAMILY WALK-IN CLINIC		3	109	97%	112
COASTAL HEALTH AND REHAB		110	2	2%	112
ALLIED HEALTH FORT PIERCE		112			112
FOUNTAINS OF HOPE LLC, THE		111	1	1%	112
Shoal Creek Rehabilitation Center		71	41	37%	112
HIALEAH SHORES NURSING AND REHAB CENTER		103	8	7%	111
CENTRA CARE - HUNTER'S CREEK		52	59	53%	111
VIERA MANOR ASSISTED LIVING RESIDENCE		104	6	5%	110
BAPTIST PRIMARY CARE, INC		104	6	5%	110
EVENT MED SERVICES LABORATORY		107	3	3%	110
HILLSBOROUGH COUNTY DEVELOPMENTAL CTR	1	108			109
MINUTECLINIC LLC #3637		82	27	25%	109
NORTH FL SOUTH GA HCS-MALCOM RANDALL VAMC			109	100%	109
MEYER PEDIATRICS		97	12	11%	109

# COVID-19: testing by laboratory

Data through Dec 26, 2020 verified as of Dec 27, 2020 at 09:25 AM

Data in this report are provisional and subject to change.

The numbers in the table below represent the number of Florida and non-Florida residents for whom test results were received by the Department of Health. A person can be tested by more than one laboratory and can have both positive and negative results. **Therefore, the sum of the numbers in each column will be larger than the total number of people tested.**

Reporting lab	Inconclusive	Negative	Positive	Percent positive	Total
ISLAND HEALTH AND REHABILITATION CENTER		109			109
PALMS MEDICAL GROUP HIGH SPRINGS		95	14	13%	109
MINUTECLINIC LLC #3236		99	9	8%	108
AVON PARK PEDIATRICS INC		96	12	11%	108
Heritage Park Rehabilitation & Healthcare		92	16	15%	108
EVANS HEALTH CARE		106	2	2%	108
STEWART MEDICAL GROUP		34	73	68%	107
MORSELIFE MEMORY CARE RESIDENCE		105	2	2%	107
CORE BIO LABS		74	33	31%	107
GRAND OAKS HEALTH & REHABILITATION		106	1	1%	107
MINUTECLINIC DIAGNOSTIC OF RHODE ISLAND, LLC #729		103	4	4%	107
GOLD CHOICE SENIOR COMMUNITIES		77	29	27%	106
ADVENT HEALTH CENTRA CARE - SANFORD		28	78	74%	106
ESTERO ISLAND MEDICAL CENTER		91	15	14%	106
FLOMEDILAB		19	87	82%	106
HEART OF FLORIDA REGIONAL MED CTR		35	71	67%	106
ADVENT HEALTH CENTRA CARE - BRANDON		29	77	73%	106
BOCA RATON REHABILITATION CENTER	2	101	3	3%	106
ATLANTIC SHORES NURSING AND REHAB CENTER		105	1	1%	106
TREASURE COAST MEDICAL ASSOCIATES		2	104	98%	106
MINUTECLINIC LLC #4987		92	14	13%	106
SOUTH BALDWIN REGIONAL MEDICAL CENTER		101	4	4%	105
HOLIDAY CVS LLC DBA CVS/PHARMACY #0440		104	1	1%	105
BAY VIEW HEALTHCARE		85	19	18%	104
ASCENSION MEDICAL GROUP		1	103	99%	104
THE WELLNESS CENTER AT LAKEWOOD RANCH		19	85	82%	104
PEDIATRICS BY THE SEA		103	1	1%	104
SUNNY HILLS ALF OF SEBRING INC		95	8	8%	103
CONEY ISLAND HOSPITAL		101	2	2%	103
FINLAY CLINICAL LABORATORY		28	75	73%	103
PEDIATRICS OF GREATER ORLANDO		91	12	12%	103
PEDIATRIC ASSOCIATES OF OCALA PA		91	12	12%	103
UNIVERSITY MEDICAL CENTER SUITES		90	12	12%	102
WHITE WILSON MEDICAL IMMEDIATE CARE NICEVILLE		1	101	99%	102
MV MEDICAL PRACTICE DBA PRIMARY URGENT CARE		99	3	3%	102
WIMAUMA COMMUNITY HEALTH CENTER		82	20	20%	102
SUNFLOWER SPRINGS ASSISTED LIVING		99	3	3%	102
AMA MEDICAL GROUP LLC		84	18	18%	102
Concordia Village of Tampa AL		101	1	1%	102
FG RAPID RESULTS	1	51	50	49%	102
AMEERAH LABS, LLC		79	22	22%	101
Cross Terrace REhabilitation		100	1	1%	101
SOUTHWEST ORLANDO FAMILY MEDICINE, PL		86	15	15%	101
Consulate Health Care of Port Charlotte		98	2	2%	100
BAY VUE NURSING AND REHABILITATION CENTER		94	6	6%	100
CENTRAL FLORIDA HEALTH CARE		47	52	53%	99
Chatham Glen Healthcare and Rehabilitation Center		95	4	4%	99



# COVID-19: testing by laboratory

Data through Dec 26, 2020 verified as of Dec 27, 2020 at 09:25 AM

Data in this report are provisional and subject to change.

The numbers in the table below represent the number of Florida and non-Florida residents for whom test results were received by the Department of Health. A person can be tested by more than one laboratory and can have both positive and negative results. **Therefore, the sum of the numbers in each column will be larger than the total number of people tested.**

Reporting lab	Inconclusive	Negative	Positive	Percent positive	Total
Signature healthcare of Jacksonville		95	4	4%	99
NAPLES CHILDREN'S URGENT CARE		85	14	14%	99
VILLAGE PLACE NH LLC		77	22	22%	99
UNIVERSITY OF MIAMI		1	98	99%	99
GRANDE, THE	2	92	4	4%	98
PALM BEACH PEDIATRICS PA	1	87	10	10%	98
PLAZA OF HALLANDALE BEACH		98			98
ADVENT HEALTH - LAKE NONA		86	12	12%	98
OSPREY VILLAGE AT AMELIA ISLAND LTD		92	6	6%	98
FLORIDA COMMUNITY HEALTH CENTERS INC			98	100%	98
FINLAY CLINICAL LABORATORY INC		28	70	71%	98
FIRST CHOICE PEDIATRICS SEMORAN		74	23	24%	97
HEALTH CENTERS AT BRENTWOOD		96	1	1%	97
PHYSICIANS REGIONAL CLINIC		82	15	15%	97
STATMED QUICK QUALITY CLINIC AT NORTH PINELLAS		65	32	33%	97
WOOD LAKE HEALTH AND REHABILITATION CENTER		96			96
BAYSHORE MEMORY CARE		96			96
PEDIATRIC ASSOCIATES ORLANDO		82	14	15%	96
MEDIQUICK URGENT CARE CENTERS INC		37	59	61%	96
DEVANSH LAB WERKS INC		79	16	17%	95
VISTA MANOR		92	3	3%	95
24/7 PEDIATRIC CARE CENTERS INC		91	4	4%	95
MONTEFIORE MEDICAL CENTER LABORATORIES - MOSES		87	8	8%	95
ADVENT HEALTH CENTRA CARE - KISSIMMEE		61	34	36%	95
SPRINGS AT LAKE POINTE WOODS		93	2	2%	95
GLOBAL CENTRAL LABS AT PPD	2	87	6	6%	95
THE TERRACE OF KISSIMMEE		80	15	16%	95
LITTLE PINE PEDIATRICS PLLC		89	5	5%	94
LEESBURG PEDIATRICS		87	7	7%	94
MINUTECLINIC, LLC #5817		81	13	14%	94
DIAGNOSTIC SOLUTIONS		3	91	97%	94
FAMILY CARE PARTNERS OF NE FLORIDA LLC		56	38	40%	94
GRACE PEDIATRICS		76	17	18%	93
BOND CLINIC PA PEDIATRICS DEPT		79	14	15%	93
FLORIDA DEPARTMENT OF HEALTH IN LAKE COUNTY	1	63	29	31%	93
ARBOR TRAIL		77	16	17%	93
LIFE CARE CENTER OF WINTER HAVEN		81	12	13%	93
DE LUNA HEALTH AND REHABILITATION CENTER		92	1	1%	93
SUNLAND MARIANNA COX MEDICAL CENTER		81	12	13%	93
WESTCHESTER MEDICAL CENTER		90	2	2%	92
PINELLAS CARE CENTER		65	27	29%	92
CROSS POINTE CARE CENTER	2	90			92
LAKE HOUSE ASSISTED LIVING		77	15	16%	92
HEALTH CARE DISTRICT OF PALM BEACH COUNTY	1	10	81	88%	92
DAIRY ROAD URGENT CARE		54	38	41%	92
SONATA COCONUT CREEK	1	75	15	16%	91
ADVENT HEALTH CENTRA CARE - CITRUS PARK		8	83	91%	91



# COVID-19: testing by laboratory

Data through Dec 26, 2020 verified as of Dec 27, 2020 at 09:25 AM

Data in this report are provisional and subject to change.

The numbers in the table below represent the number of Florida and non-Florida residents for whom test results were received by the Department of Health. A person can be tested by more than one laboratory and can have both positive and negative results. **Therefore, the sum of the numbers in each column will be larger than the total number of people tested.**

Reporting lab	Inconclusive	Negative	Positive	Percent positive	Total
DAYSPRING VILLAGE		90	1	1%	91
BENDERSON FAMILY SKILLED NURSING AND □		84	7	8%	91
ADVENT HEALTH CENTRA CARE - ORANGE CITY		14	77	85%	91
FLORIDA HEALTH CARE PLANS			91	100%	91
REGENCY PARK		80	11	12%	91
OAKS OF KISSIMMEE HEALTH AND REHABILITATION CENTER		91			91
SEMINOLE COUNTY HEALTH DEPARTMENT		73	18	20%	91
NAVY HOSPITAL			91	100%	91
TIFFANY HALL NURSING AND REHAB CENTER		91			91
ADVENT HEALTH CENTRA CARE - WATERMAN		78	12	13%	90
GEORGIA DEPARTMENT OF PUBLIC HEALTH		1	89	99%	90
AYERS HEALTH & REHABILITATION CENTER		90			90
KEYS MEDICAL GROUP			90	100%	90
SURREY PLACE CARE CENTER		85	5	6%	90
WHITE PLAINS HOSPITAL CENTER LAB		88	2	2%	90
HCSO OCCUPATIONAL HEALTH AND WELLNESS CENTER		70	19	21%	89
BORLAND GROOVER CLINIC	1	75	13	15%	89
LAKEVIEW TERRACE RETIREMENT COMMUNITY		86	3	3%	89
RDV SPORTSPLEX PEDIATRICS		72	17	19%	89
LEE COUNTY SCHOOL DISTRICT	1	82	6	7%	89
HERON CLUB AT PRESTANCIA		86	2	2%	88
TRADITION MEDICAL CENTER LABORATORY		48	40	45%	88
AVERO DIAGNOSTICS		64	24	27%	88
GOVERNOR'S CREEK HEALTH & REHABILITATION		87	1	1%	88
KALEIDA HEALTH CENTER FOR LABORATORY		82	6	7%	88
PALMS FACILITY INC		77	11	13%	88
BRANDON HEALTH AND REHABILITATION CENTER	1	85	1	1%	87
SMILEY MEDICAL GROUP		59	28	32%	87
MD 365 MEDICAL CARE		86	1	1%	87
HURLBURT FIELD CLINIC		39	48	55%	87
FLORIDA DEPARTMENT OF HEALTH IN CALHOUN COUNTY		55	32	37%	87
PACIFIC ANALYTICS			87	100%	87
HOBDAIR FAMILY HEALTH LLC □		58	29	33%	87
BROWARD HEALTH CORAL SPRINGS EPIDEMIOLOGY DEPT		1	86	99%	87
PRIMARY CARE SOUTH INC			87	100%	87
UNIVERSITY HEALTH SYSTEM INC		77	9	10%	86
SUNSHINE URGENT CARE LLC		65	21	24%	86
NORTH FLORIDA PEDIATRICS PA - DUVAL		83	3	3%	86
AMERICAN MEDICAL RESPONSE		86			86
ST MARK ASSISTED LIVING CENTER	1	73	11	13%	85
ADVENT HEALTH CENTRA CARE - SOUTH ORANGE		69	16	19%	85
W. FRANK WELLS NURSING HOME		84	1	1%	85
FAST TRACK URGENT CARE CENTER - RIVERVIEW			85	100%	85
FREEDOM INN AT TARPON SPRINGS		81	4	5%	85
QUEENS HOSPITAL CENTER		83	2	2%	85
MIAMI SHORES NURSING & REHAB		85			85
PALM HARBOR FAMILY PRACTICE & WALK-IN		65	19	23%	84

# COVID-19: testing by laboratory

Data through Dec 26, 2020 verified as of Dec 27, 2020 at 09:25 AM

Data in this report are provisional and subject to change.

The numbers in the table below represent the number of Florida and non-Florida residents for whom test results were received by the Department of Health. A person can be tested by more than one laboratory and can have both positive and negative results. **Therefore, the sum of the numbers in each column will be larger than the total number of people tested.**

Reporting lab	Inconclusive	Negative	Positive	Percent positive	Total
ADVENT HEALTH - PALM HARBOR ER		64	20	24%	84
CARE ONE OF FLORIDA LLC		12	72	86%	84
PINES OF SARASOTA GARDEN		84			84
PONTE VEDRA GARDENS		83	1	1%	84
QUICK CARE MED PL CR		80	3	4%	83
LABCORP EMPLOYER SERVICES		82	1	1%	83
THE COURTYARD ASSISTED LIVING		79	4	5%	83
DISCOVERY VILLAGE AT NAPLES		83			83
CABANA AT JENSEN DUNES, THE		83			83
CHILDREN MED CARE INC		70	12	15%	82
SEASIDE HEALTH AND REHABILITATION CENTER		26	56	68%	82
CAREMOUNT MEDICAL - PATHOLOGY		79	3	4%	82
LAB		29	53	65%	82
THE PAVILION FOR HEALTH CARE		72	10	12%	82
SAMANTHA WILSON CARE CENTER		81	1	1%	82
ADVENT HEALTH CENTRA CARE - HUNTERS CREEK	3	38	41	50%	82
VIERA HOSPITAL			82	100%	82
KINDRED HOSPITAL	6	75	1	1%	82
FAST TRACK URGENT CARE CENTER - WESTCHASE			82	100%	82
NSPIRE HEALTHCARE TAMARAC		80	2	2%	82
MG PORT CHARLOTTE II SUBTENANT LLC		73	8	10%	81
Lakeside Nursing and Rehabilitation Center		70	11	14%	81
FARAH MEDICAL		79	2	2%	81
RIDGEWOOD DIAGNOSTIC LABORATORY		77	4	5%	81
ISLAND URGENT CARE PLLC DBA AFC URGENT CARE		80	1	1%	81
MIDWAY PRIMARY CARE, LLC		79	2	2%	81
CITRUS MEMORIAL HEALTH SYSTEM LAB		2	78	98%	80
CLYDE E LASSEN STATE VETERANS NURSING HOME		56	24	30%	80
SOUTH BALDWIN MEDICAL CENTER GULF SHORES		64	16	20%	80
PREDICTIVE LABORATORIES, INC	1	73	6	8%	80
EXCEL PEDIATRICS		61	19	24%	80
NO FLORIDA PEDIATRICS, PA		72	8	10%	80
CANTERFIELD OF CLAY COUNTY		73	7	9%	80
DIAGNOSTIC LABORATORY OF OKLAHOMA		65	15	19%	80
CBS LABS OF TAMPA LLC		3	76	96%	79
Courtyards of Orlando Care Center		77	2	3%	79
VETERANS AFFAIRS MEDICAL CENTER - PALO ALTO		28	51	65%	79
HEALTH PARK CARE CENTER		79			79
TGH URGENT CARE – SEMINOLE			79	100%	79
JUPITER MEDICAL CENTER URGENT CARE			79	100%	79
NITE LITE PEDIATRICS – JACKSONVILLE		76	3	4%	79
EDGEWATER AT WATERMAN VILLAGE		78	1	1%	79
LUIS A GHIGLINO MD PA		76	2	3%	78
HOLLEY NAVARRE MEDICAL CLINIC		49	29	37%	78
KORGENE LAB	1	23	54	69%	78
CATHOLIC HEALTH SYSTEM DEPT LABORATORY		76	2	3%	78
NATURE COAST MEDICAL GROUP		50	28	36%	78

# COVID-19: testing by laboratory

Data through Dec 26, 2020 verified as of Dec 27, 2020 at 09:25 AM

Data in this report are provisional and subject to change.

The numbers in the table below represent the number of Florida and non-Florida residents for whom test results were received by the Department of Health. A person can be tested by more than one laboratory and can have both positive and negative results. **Therefore, the sum of the numbers in each column will be larger than the total number of people tested.**

Reporting lab	Inconclusive	Negative	Positive	Percent positive	Total
ADVENTHEALTH CENTRA CARE WINTER HAVEN		1	76	99%	77
ORANGE CITY NURSING AND REHAB		75	2	3%	77
SARAPATH DIAGNOSTICS			77	100%	77
ST ANTHONYS REHABILITATION HOSPITAL	3	72	2	3%	77
EAST NEW YORK DIAGNOSTIC AND TREATMENT		74	3	4%	77
CONSULATE HEALTH CARE OF SARASOTA□		77			77
FLORIDA HEART & VASCULAR MULTISPECIALTY GROUP PA		55	22	29%	77
SIGNATURE HEALTHCARE OF PORT CHARLOTTE		72	5	6%	77
JOHN KNOX VILLAGE OF FLORIDA ALF	1	75	1	1%	77
TRUE NORTH HEALTH NAVIGATION LLC DBA DISPATCHHEALTH	1	60	16	21%	77
FAST TRACK URGENT CARE CENTER - SOUTH TAMPA			77	100%	77
NORTH PORT REHABILITATION AND NURSING CENTER□		75	1	1%	76
HOLISTIX TREATMENT CENTERS		71	5	7%	76
DYNAMIC MEDICAL USA			76	100%	76
SUNY UPSTATE MEDICAL UNIVERSITY		71	4	5%	75
BIODESIX, INC.		58	17	23%	75
WELLNOW URGENT CARE PC		75			75
LAKE MORTON PLAZA□		72	3	4%	75
BOND CLINIC, PA		50	25	33%	75
ASAP LABS LLC		71	4	5%	75
HUNT CLUB PEDIATRIC ASSOCIATES PA		47	28	37%	75
VILLAS OF HOLLY BROOK - BRADENTON 14TH		75			75
FRICKS PHARMACY		60	15	20%	75
BIO-TECH CLINICAL LABORATORIES		41	33	45%	74
LAKEVIEW INTERNAL MEDICINE		42	32	43%	74
NOAH CLINICAL LABORATORY		63	11	15%	74
KR at Hillsborough Lakes/Lutz Healthcare		73	1	1%	74
WINDSOR REFLECTIONS		74			74
NO FLORIDA PEDIATRICS, PA - BRADFORD		62	12	16%	74
Sandy Ridge Center for Rehabilitation and Healing		71	3	4%	74
MAGNOLIA DIAGNOSTIC		1	73	99%	74
SCOTT LAKE HEALTH AND REHABILITATION CENTER		71	2	3%	73
CONSULATE HEALTH CARE – LAKE MARY		72	1	1%	73
ADVENT HEALTH CENTRA CARE - WINTER GARDEN		13	60	82%	73
URGENT CARE TCMA			73	100%	73
PHYSICIAN PARTNERS PERRY		43	30	41%	73
ERIE COUNTY MEDICAL CTR CLINICAL LABS		70	3	4%	73
CHARLES CROFT MD	1	71			72
HAVEN OF OUR LADY OF PEACE		72			72
FINNISH AMERICAN REST HOME-ALF		70	2	3%	72
PHYSICIANS REGIONAL MEDICAL CENTER - PINE RIDGE		18	54	75%	72
LABCORP RTP		28	44	61%	72
MEMORY CARE OF NAPLES		72			72
AMERICAN HOUSE-BONITA SPRINGS□		71	1	1%	72
DOLPHIN POINTE HEALTH CARE LLC		61	11	15%	72
Madison Health and Rehabilitation Center		42	30	42%	72
HIGHLANDS MEDICAL CENTER		69	2	3%	71

# COVID-19: testing by laboratory

Data through Dec 26, 2020 verified as of Dec 27, 2020 at 09:25 AM

Data in this report are provisional and subject to change.

The numbers in the table below represent the number of Florida and non-Florida residents for whom test results were received by the Department of Health. A person can be tested by more than one laboratory and can have both positive and negative results. **Therefore, the sum of the numbers in each column will be larger than the total number of people tested.**

Reporting lab	Inconclusive	Negative	Positive	Percent positive	Total
LATE HOURS URGENT CARE		47	24	34%	71
AMMON LABS		61	10	14%	71
ARBOR GLEN AT ARBOR TRACE	2	62	7	10%	71
ADVANCED LAB		67	4	6%	71
CLEVELAND CLINIC FOUNDATION		12	59	83%	71
ARCPPOINT LABS OF SARASOTA MANATEE		18	53	75%	71
US MEDICAL CARE, INC		61	10	14%	71
LABFIRST - DEPARTMENT OF PATHOLOGY		69	2	3%	71
BROOKDALE OVIEDO		69	2	3%	71
LIFE BRITE		66	4	6%	70
Highlands Regional Hospital		63	7	10%	70
SOUTH GEORGIA MEDICAL CENTER		48	22	31%	70
QPS, LLC		69	1	1%	70
ALL FLORIDA FAMILY AND SPORTS MEDICINE		63	7	10%	70
SUNCOAST COMMUNITY HEALTH CENTERS PEDIATRICS		21	49	70%	70
PROMEDICA LABORATORIES		21	49	70%	70
MINUTECLINIC LLC #1350		63	7	10%	70
MEMORIAL MANOR		70			70
PLYMOUTH HOME FOR ADULTS, INC.	8	61	1	1%	70
BROWARD HEALTH MEDICAL CENTER		3	67	96%	70
DB MD		64	5	7%	69
HERITAGE HEALTHCARE AND REHABILITATION CENTER		69			69
STONY BROOK UNIVERSITY MEDICAL CENTER		61	8	12%	69
CHILDRENS CLINIC WEST FLORIDA PEDIATRICS		66	3	4%	69
HARBORCHASE OF NAPLES		58	11	16%	69
SIMED LABORATORY		57	12	17%	69
USF HEALTH MORSANI CENTER		5	64	93%	69
PIONEER CLINICAL LAB LLC		46	22	32%	68
SUNCOAST OPTIMAL WELLNESS		23	45	66%	68
HEALTH FIRST - PALM BAY HOSPITAL		2	66	97%	68
PEDIATRIC HEALTHCARE ALLIANCE		58	10	15%	68
ADVENTHEALTH EXPRESSCARE		45	22	33%	67
HUNTSVILLE HOSPITAL LABORATORY		49	18	27%	67
CHIPOLA MEDICAL ASSOCIATES, LLC		43	24	36%	67
VETERANS AFFAIRS ORLANDO VA MEDICAL CENTER			67	100%	67
DISCOVERY VILLAGE AT MELBOURNE		66	1	1%	67
MANOR CARE OF BOYNTON BEACH LLC		67			67
AEL- MEMPHIS		17	50	75%	67
ARDEN COURTS OF TAMPA		67			67
BAY EDUCATORS WELLNESS CENTER		42	24	36%	66
VILLA MARIA WEST SKILLED NURSING FACILITY		60	6	9%	66
MEDEX MEDICAL EXPRESS OF PALATKA			66	100%	66
BENTON HOUSE AT OAKLEAF		51	15	23%	66
ASSOCIATED CLINICAL LABORATORIES		59	7	11%	66
CENTRAL BALDWIN IMMEDIATE CARE & FAMILY PRACTICE		51	15	23%	66
Solaris Senior Living North Naples ALF		61	5	8%	66
VIERA DEL MAR HEALTH AND REHABILITATION CENTER		63	2	3%	65

# COVID-19: testing by laboratory

Data through Dec 26, 2020 verified as of Dec 27, 2020 at 09:25 AM

Data in this report are provisional and subject to change.

The numbers in the table below represent the number of Florida and non-Florida residents for whom test results were received by the Department of Health. A person can be tested by more than one laboratory and can have both positive and negative results. **Therefore, the sum of the numbers in each column will be larger than the total number of people tested.**

Reporting lab	Inconclusive	Negative	Positive	Percent positive	Total
REDI MED LLC			65	100%	65
JAMES A HALEY VETERANS HOSPITAL			65	100%	65
LAKE VIEW CARE CENTER AT DELRAY		64	1	2%	65
MINUTECLINIC DIAGNOSTIC OF SOUTH CAROLINA, LLC		59	6	9%	65
VIPEDIATRICS PLLC		61	4	6%	65
OAKHURST CENTER		65			65
BRENTWOOD RETIREMENT COMMUNITY	1	58	6	9%	65
DOCTORS MEMORIAL FAMILY PRACTICE	2	52	11	17%	65
TGH URGENT CARE – TYRONE		2	63	97%	65
URINEGOODHANDS LLC		63	2	3%	65
ADVENT HEALTH CENTRA CARE - POINCIANA		24	40	63%	64
MINUTECLINIC LLC #8927		52	12	19%	64
VILLAGE PEDIATRICS LLC		52	12	19%	64
LAB PLUS, LLC AT SAINT THOMAS WEST HOSPITAL		50	14	22%	64
Centre Pointe Health and Rehabilitation Center		63	1	2%	64
OUT OF STATE		40	24	38%	64
S-H THIRTY-FIVE OPCO- PORT ST LUCIE, LLC	1	63			64
CANOPY ON BERRYHILL, THE		48	16	25%	64
ST VINCENT'S BIRMINGHAM		59	4	6%	63
WINDSOR OAKS		62	1	2%	63
PLANTATION GENERAL HOSPITAL CLINICAL LAB		26	37	59%	63
WADSWORTH HEALTH CENTER		60	3	5%	63
FOUNTAIN INN NURSING & REHABILITATION CTR, INC		58	5	8%	63
Sunnyside Nursing Home		60	3	5%	63
CORAL GABLES NURSING & REHABILITATION CENTER		56	7	11%	63
SUMMER VISTA ASSISTED LIVING		38	25	40%	63
EISENHOWER ARMY MEDICAL CENTER		59	4	6%	63
GULF COAST MEDICAL CENTER		61	2	3%	63
WORKPLACE SCREENING INTELLIGENCE			63	100%	63
APC PEDIATRICS AT RYE ROAD MEDICAL PARK		63			63
JOSEPH L MORSE GERIATRIC CENTER	2	59	2	3%	63
The Grove Health and Rehabilitation		45	18	29%	63
CLERMONT HEALTH AND REHABILITATION CENTER		62	1	2%	63
F&T MEDICAL RESEARCH, INC		63			63
VIERA HEALTH AND REHABILITATION CENTER		62	1	2%	63
DOUGLAS T JACOBSON STATE VETERANS HOME		62			62
SUMMIT AT VENICE	2	56	4	6%	62
MIAMI BEACH COMMUNITY HEALTH CENTER			62	100%	62
J FRANK AVEY MD		50	12	19%	62
FLORIDA DEPARTMENT OF HEALTH IN LIBERTY COUNTY		44	18	29%	62
CL BRUMBACK PRIMARY CARE CLINICS		16	46	74%	62
NEMOURS CHILDREN'S PRIMARY CARE		51	11	18%	62
CLEARWATER STATMED QUICK QUALITY CLINICS		29	33	53%	62
MED EXPRESS		6	56	90%	62
MD LABS		35	27	44%	62
EMERALD COAST HOSPICE		60	1	2%	61
PROMPT CARE OF CENTRAL FLORIDA			61	100%	61



# COVID-19: testing by laboratory

Data through Dec 26, 2020 verified as of Dec 27, 2020 at 09:25 AM

Data in this report are provisional and subject to change.

The numbers in the table below represent the number of Florida and non-Florida residents for whom test results were received by the Department of Health. A person can be tested by more than one laboratory and can have both positive and negative results. **Therefore, the sum of the numbers in each column will be larger than the total number of people tested.**

Reporting lab	Inconclusive	Negative	Positive	Percent positive	Total
FAST TRACK URGENT CARE CENTER - BRANDON			61	100%	61
ATRIUM AT LIBERTY PARK		60	1	2%	61
UNIVERSITY OF NORTH FLORIDA STUDENT HEALTH		58	3	5%	61
MD 365 MEDICAL CARE PLLC		60			60
WASHINGTON REHABILITATION AND NURSING CENTER		51	9	15%	60
FAMILY MEDICAL CARE OF PALM BEACH		40	20	33%	60
NCH DOWNTOWN NAPLES HOSPITAL		1	59	98%	60
ISLAND COAST PEDIATRICS		56	4	7%	60
NXGEN MDX		19	41	68%	60
EXACT SCIENCES LABORATORIES, LLC		15	45	75%	60
GRAND OAKS OF JENSEN BEACH LLC		60			60
IQBAL A FARUQUI MD		49	11	18%	60
SENIOR LIVING VII TAMPA LLC	1	51	8	13%	60
MINNESOTA TWINS		56	3	5%	59
ARDEN COURTS OF DELRAY BEACH FL LLC		59			59
SMA LAB		8	51	86%	59
HUNTINGTON HOSPITAL LABORATORY		57	2	3%	59
BIOTECH		52	7	12%	59
MY CLINICAL LAB INC		4	55	93%	59
PROJECT HEALTH INC		49	10	17%	59
MILLER BIOCONNECT		43	16	27%	59
SUMMIT MEDICAL GROUP		55	4	7%	59
FLORIDA PEDIATRIC GROUP		27	32	54%	59
INTERNAL LAB		50	9	15%	59
BRIGHTON EGGERT PHARMACY INC		58	1	2%	59
SANDY PINES	2	55	2	3%	59
EAST ALABAMA MEDICAL CENTER LABORATORY		50	8	14%	58
STONY BROOK SOUTHAMPTON		57	1	2%	58
FORT MYERS REHABILITATION AND NURSING CENTER		53	5	9%	58
BIG BOCA SMILES LLC		56	2	3%	58
EMBRY RIDDLE AERONAUTICAL UNIVERSITY HEALTH SERVICES			58	100%	58
Margate Health and Rehabilitation Center		56	2	3%	58
POINTE, THE		56	2	3%	58
AMERICAN FAMILY MEDICAL		48	10	17%	58
FAWCETT MEMORIAL HOSPITAL LABORATORY			58	100%	58
DAYSPRING SENIOR LIVING LLC		57	1	2%	58
CENTRA CARE POINCIANA	1	45	12	21%	58
THE CANOPY AT BERRYHILL		58			58
GV NAPLES OPCO, LLC		57			57
Life Care Center of Sarasota		48	9	16%	57
GENPATH			57	100%	57
ALZHEIMERS CARE CENTER OF VIERA LTD		37	20	35%	57
MINUTECLINIC LLC #3748		46	11	19%	57
ASCENSION SACRED HEART BAY LABORATORY		54	3	5%	57
ANTHEM LAKES LLC		57			57
KAPG FLEMING ISLAND SENIOR HOUSING OPCO LLC	1	56			57
PORT SAINT LUCIE HOSPITAL		57			57



# COVID-19: testing by laboratory

Data through Dec 26, 2020 verified as of Dec 27, 2020 at 09:25 AM

Data in this report are provisional and subject to change.

The numbers in the table below represent the number of Florida and non-Florida residents for whom test results were received by the Department of Health. A person can be tested by more than one laboratory and can have both positive and negative results. **Therefore, the sum of the numbers in each column will be larger than the total number of people tested.**

Reporting lab	Inconclusive	Negative	Positive	Percent positive	Total
DOS OF NORTH SHORES NURSING & REHAB CENTER		57			57
Crystal Health & Rehab Center		57			57
MILLENIUM PHYSICIANS GROUP		1	56	98%	57
CARENOW LAKE MARY			56	100%	56
PEDIATRIC SPECIALISTS MEDICAL GROUP☐	1	54	1	2%	56
ALTERNATIVE LIVING, INC DBA TWIN CITIES PAVILION		56			56
FLAGLER COLLEGE HEALTH SERVICES		39	17	30%	56
EAGLES WATCH CLUSTER		47	9	16%	56
LECONTE MEDICAL CENTER LAB		41	15	27%	56
MINUTECLINIC LLC #5187		46	10	18%	56
FAST TRACK URGENT CARE CENTER - WESLEY CHAPEL			56	100%	56
ROSECASTLE OF CITRUS		56			56
MOBILE PHYSICIAN SERVICES INC		54	2	4%	56
WHITE WILSON MEDICAL CENTER PA - NAVARRE			56	100%	56
ADVENTHEALTH MEDICAL GROUP FAMILY MEDICINE AT		45	10	18%	55
CENTRAL FLORIDA HEALTHCARE GROUP LLC		48	7	13%	55
HEARTLAND PEDIATRICS OF LAKE PLACID PA		44	11	20%	55
PALM BAY URGENT CARE		28	27	49%	55
FAMILY HEALTH CENTERS OF SOUTHWEST FLORIDA INC		34	21	38%	55
TWIN CREEKS ASSISTED LIVING & MEMORY CARE		53	2	4%	55
TAVARES PEDIATRICS		51	4	7%	55
SONATA HUNTERS CREEK		47	8	15%	55
CRAIG BERGER MD PL D/B/A BAY AREA EYE INSTITUTE		54			54
CLERMONT HEALTH AND REHAB		40	14	26%	54
CENTRA CARE - CONWAY		21	33	61%	54
CERTUS MTD OPCP LLC		52	2	4%	54
SARASOTA CO. HEALTH DEPT # 58		40	14	26%	54
UNITED LABORATORY SERVICES CORPORATION		38	16	30%	54
ST. CLOUD MEDICAL GROUP		54			54
East Bay Rehabilitation Center		33	21	39%	54
JUNIPER VILLAGE AT NAPLES		53	1	2%	54
TIFFANY HALL NURSING AND REHAB		44	10	19%	54
MED COMP SCIENCES		1	52	98%	53
PANAMA PHARMACY	2	46	5	9%	53
INDIGO MANOR☐		21	32	60%	53
Q ANSWER LAB	1	23	29	55%	53
CENTURY CENTER FOR REHABILITATION & HEALING		38	15	28%	53
MEDIPATH LLC			53	100%	53
KINDRED HOSPITAL THE PALM BEACHES		50	2	4%	52
PARKSIDE INN		52			52
North Lake Care Center		52			52
VETERANS AFFAIRS MEDICAL CENTER - GULF COAST		27	25	48%	52
REGENTS PARK OF BOCA RATON☐		50	2	4%	52
ADVENT HEALTH		49	3	6%	52
OKEECHOBEE COUNTY HEALTH DEPT	1	34	17	33%	52
WILSON MEMORIAL REGIONAL MEDICAL CENTER		49	3	6%	52
INTERNAL MEDICINE SPECIALIST		46	6	12%	52

# COVID-19: testing by laboratory

Data through Dec 26, 2020 verified as of Dec 27, 2020 at 09:25 AM

Data in this report are provisional and subject to change.

The numbers in the table below represent the number of Florida and non-Florida residents for whom test results were received by the Department of Health. A person can be tested by more than one laboratory and can have both positive and negative results. **Therefore, the sum of the numbers in each column will be larger than the total number of people tested.**

Reporting lab	Inconclusive	Negative	Positive	Percent positive	Total
MICRO PATH LABORATORIES INC		50	2	4%	52
CITRUS MEMORIAL HOSPITAL			51	100%	51
GULFVIEW MEDICAL INSTITUTE		51			51
NOVARI CARE LLC		45	6	12%	51
RESEARCH CENTERS OF AMERICA, LLC		39	12	24%	51
AFTER HOURS PEDIATRICS INC	1	1	49	96%	51
AFC PHYSICIANS OF FLORIDA		37	14	27%	51
APOLLOMDX LABS		29	22	43%	51
BROOKDALE FORT MYERS THE COLONY		50			50
ELLENTON PEDIATRICS PA		45	5	10%	50
SNH BRFL TENANT LLC		50			50
JERICOHO URGENT CARE		47	3	6%	50
GATEWAY CARE CENTER		50			50
LENOX HILL HOSPITAL		46	4	8%	50
HARBORCHASE OF VERO BEACH		46	4	8%	50
SONATA BOCA RATON		48	2	4%	50
PALMS EDGE	1	46	3	6%	50
ADVENT HEALTH - PALM COAST		1	49	98%	50
RESTORE HEALTH URGENT CARE		20	30	60%	50
SOLARIS HEALTHCARE BAYONET POINT		48	2	4%	50
PHYSICIANS PRIMARY CARE OF SOUTHWEST FLORIDA		39	10	20%	49
MACADAMS HOME HEALTH AGENCY		49			49
NITE LITE PEDIATRICS - PORT ST. LUCIE		42	7	14%	49
SOMERBY LAKE NONA		48	1	2%	49
KENDALL REGIONAL MEDICAL CENTER LAB	3		46	94%	49
SEMINOLE SPORTS AND FAMILY MEDICINE		47	2	4%	49
GENEDX		36	13	27%	49
ZON BEACHSIDE LLC		39	10	20%	49
A COUNTRY PLACE ASSISTED LIVING FACILITY		49			49
FHMG LAKE MARY PEDS		42	7	14%	49
USF		1	48	98%	49
RIVERSIDE RECOVERY OF TAMPA		48	1	2%	49
SOLARIS SENIOR LIVING NORTH NAPLES		48	1	2%	49
ER QUICKCARE PL		37	11	23%	48
COURTYARD GARDENS OF JUPITER		48			48
BAY CENTER HURRICANE SHELTER		48			48
ADVENT HEALTH CENTRA CARE - EAST ORLANDO		21	27	56%	48
NORTH SHORE UNIVERSITY HOSPITAL LABORATORY		44	4	8%	48
ENCOMPASS HEALTH REHABILITATION HOSPITAL	2	46			48
NAPLES PEDIATRICS INC		43	5	10%	48
ALLIANCE PEDIATRICS		24	24	50%	48
SOFT CELL LABORATORIES		45	3	6%	48
MEDICATION ROOMS-CSU/CI NURSE STATION	1	41	6	13%	48
ST FRANCIS HOSPITAL		42	6	13%	48
BIOIQ			48	100%	48
TRINITY AL SENIOR HOUSING LLC		44	3	6%	47
ADVENT HEALTH CENTRA CARE - SAND LAKE		18	29	62%	47

# COVID-19: testing by laboratory

Data through Dec 26, 2020 verified as of Dec 27, 2020 at 09:25 AM

Data in this report are provisional and subject to change.

The numbers in the table below represent the number of Florida and non-Florida residents for whom test results were received by the Department of Health. A person can be tested by more than one laboratory and can have both positive and negative results. **Therefore, the sum of the numbers in each column will be larger than the total number of people tested.**

Reporting lab	Inconclusive	Negative	Positive	Percent positive	Total
RIVER TOWN DIAGNOSTIC LLC		14	33	70%	47
PEDIATRIC CARE CENTER- JACKSONVILLE BEACH		19	28	60%	47
ORLANDO HEALTH AND REHAB CENTER		12	35	74%	47
BARRY UNIVERSITY STUDENT HEALTH SERVICES		37	10	21%	47
ALLEGRO		47			47
INTERLAB		1	46	98%	47
SONNIS PEDIATRICS PA		46	1	2%	47
ALEXANDER NININGER STATE VETERANS		47			47
BAPTIST MEDICAL CENTER SOUTH		35	12	26%	47
PRIME HEALTH OF NORTH PORT LLC		42	5	11%	47
FLORIDA ATLANTIC UNIVERSITY STUDENT HEALTH		35	11	24%	46
ISLAND DOCTORS			46	100%	46
CHILDREN'S HOSPITAL OF ALABAMA		45	1	2%	46
FAMILY EXTENDED CARE OF CENTRAL TAMPA		46			46
HARTFORD HEALTH SERVICES LLC		46			46
CATHOLIC HEALTH SERVICES REGIONAL LAB		42	4	9%	46
HEALTH DESIGNS		40	6	13%	46
ST MARK VILLAGE		43	3	7%	46
H LEE MOFFITT CANCER CENTER MICRO		46			46
PREMIER PLACE HEALTHCARE AT THE GLENVIEW		46			46
PEDIATRICS IN BREVARD PA- ROCKLEDGE		39	7	15%	46
ELMCROFT OF BELLA VITA		38	8	17%	46
MAINSTREAM DIAGNOSTIC LABORATORY LLC		40	6	13%	46
EAST MANATEE FAMILY	1	1	44	96%	46
ALTAMONTE PEDIATRIC ASSOCIATES		31	14	31%	45
SOUTHPORT SQUARE HARBOUR HEALTH		45			45
UNIVERSITY OF CENTRAL FLORIDA HEALTH SERVICES		45			45
NAVARRE GARDENS		41	4	9%	45
ADVENT HEALTH MEDICAL GROUP OB GYN AT		39	6	13%	45
STEINHATCHEE FAMILY MEDICAL CENTER		40	4	9%	44
AMERICAN FAMILY MEDICAL LLC		30	14	32%	44
PINNACLES PEDS CARE PA		44			44
HEALTH FIRST - CAPE CANAVERAL HOSPITAL		1	43	98%	44
ADVANCED MEDICAL GROUP		1	43	98%	44
EXPERTUS LABORATORIES INC		17	27	61%	44
PALM BAY PEDIATRICS		33	11	25%	44
VISITING PHYSICIANS ASSOCIATION		40	4	9%	44
BIOREFERENCE LABORATORIES, INC		6	38	86%	44
FLORIDA HEALTH CARE		6	38	86%	44
Darcy Hall Of Life Care		44			44
MOOSEHAVEN LIFE CARE CENTER		44			44
JACOBI MEDICAL CENTER		42	2	5%	44
PEDIATRICS OF CENTRAL FLORIDA – SAINT CLOUD	2	40	2	5%	44
ALLIANCE OF PHYSICIANS AGAINST COVID-19			44	100%	44
CARENOW URGENT CARE - LAKE MARY			43	100%	43
WINTER GARDEN REHAB AND NURSING CENTER		40	3	7%	43
RITECARE MED CTR H			43	100%	43

# COVID-19: testing by laboratory

Data through Dec 26, 2020 verified as of Dec 27, 2020 at 09:25 AM

Data in this report are provisional and subject to change.

The numbers in the table below represent the number of Florida and non-Florida residents for whom test results were received by the Department of Health. A person can be tested by more than one laboratory and can have both positive and negative results. **Therefore, the sum of the numbers in each column will be larger than the total number of people tested.**

Reporting lab	Inconclusive	Negative	Positive	Percent positive	Total
Guardian Care Nursing and Rehabilitation Center		43			43
WASHINGTON REHAB AND NURSING		41	2	5%	43
PATRICK AIR FORCE BASE		3	40	93%	43
ADVENT HEALTH - MOUNT DORA		6	37	86%	43
NEW SMYRNA BEACH URGENT CARE			43	100%	43
BRANCH MEDICAL CLINIC			43	100%	43
NORTH FLORIDA INTERNAL MEDICINE PA		36	7	16%	43
ADVENT HEALTH - LAKE MARY		35	8	19%	43
MAGNOLIA FAMILY URGENT CARE		40	3	7%	43
SUSANNA WESLEY HEALTH CENTER		39	4	9%	43
STUART URGENT CARE			43	100%	43
LAKE MARY KIDS CENTRA CARE		33	10	23%	43
QUOTIENT SCIENCES			43	100%	43
SOUTHEAST ALABAMA MEDICAL CENTER			43	100%	43
SUNRISE URGENT CARE ASSOCIATES LLC D/B/A	1	13	29	67%	43
GREENLEAF ALF		42			42
Atlantic Shore Nursing and Rehab		42			42
CLINICA HISPANA			42	100%	42
FLORIDA HOSPITAL		26	16	38%	42
VITAS HEALTHCARE CORP OF FLORIDA		42			42
MALCOM RANDALL DEPT OF VAMC			42	100%	42
TROY REGIONAL MEDICAL CENTER		34	8	19%	42
KINDRED HOSPITAL MELBOURNE		42			42
ROSECASTLE AT DELANEY CREEK		41	1	2%	42
Peninsula Care and Rehab		39	2	5%	41
POPLAR HEALTHCARE PLLC	1	11	29	71%	41
BROWARD HEALTH MEDICAL CENTER CLINICAL LAB			41	100%	41
CENTRA CARE – APOPKA	1	2	38	93%	41
FLORIDA HOSPITAL NEW SMYRNA		4	37	90%	41
REDI-MED WALK-IN FAMILY CARE			41	100%	41
EMERALD COAST BEHAVIORAL HOSPITAL		39	2	5%	41
PRECISION HEALTH SOLUTIONS LAB		9	32	78%	41
MID FLORIDA PATHOLOGY LLC MOBILE UNIT #4		23	18	44%	41
MAIMONIDES-SHALOM ACADEMY, INC		40	1	2%	41
FAMILY EXTENDED CARE OF WINTER HAVEN		39	2	5%	41
PEDIATRICS OF CENTRAL FLORIDA KISSI		33	8	20%	41
CLARE BRIDGE OF SARASOTA		40	1	2%	41
DAVID POSNACK JEWISH DAY SCHOOL		40			40
Cross Landings Health and Rehabilitation		40			40
MARTIN ACQUISITION 1 LLC DBA		37	3	8%	40
QUALITY URGENT CARE AND WELLNESS		31	9	23%	40
INN AT THE FOUNTAINS, THE		34	6	15%	40
BRONX LEBANON HOSPITAL-MEDICAL CENTER		37	3	8%	40
ARBOR TERRACE SAN JOSE LLC		39	1	3%	40
PRIDE DIAGNOSTICS		24	16	40%	40
WELL HEALTH WORKS		39	1	3%	40
BAY COUNTY JAIL ANNEX		34	5	13%	39

# COVID-19: testing by laboratory

Data through Dec 26, 2020 verified as of Dec 27, 2020 at 09:25 AM

Data in this report are provisional and subject to change.

The numbers in the table below represent the number of Florida and non-Florida residents for whom test results were received by the Department of Health. A person can be tested by more than one laboratory and can have both positive and negative results. **Therefore, the sum of the numbers in each column will be larger than the total number of people tested.**

Reporting lab	Inconclusive	Negative	Positive	Percent positive	Total
TGH URGENT CARE POWERED BY FAST TRACK			39	100%	39
SARATOGA HOSPITAL LABORATORY		36	3	8%	39
ADVENT HEALTH EXPRESS CARE		3	36	92%	39
CHAMBREL AT ISLAND LAKE		38	1	3%	39
ROCKLEDGE REGIONAL MEDICAL CENTER		30	9	23%	39
URGENT CARE & WELLNESS CENTER		10	29	74%	39
PICH KTM CORP DBA MEDTOWN PHARMACY		34	5	13%	39
CLINICAL RESEARCH SEQUENCING PLATFORM		8	31	79%	39
OPPENHEIMER PLASTIC SURGERY LLC		37	2	5%	39
HOSPICE OF ST FRANCIS INC		38	1	3%	39
MEDEX MEDICAL EXPRESS OF PALATKA LLC			39	100%	39
ARBOR OAKS AT TYRONE	2	37			39
NEXT MOLECULAR ANALYTICS		9	30	77%	39
COOPER FAMILY MEDICAL, PLLC		34	5	13%	39
EC OPCO CARROLLWOOD LLC		33	6	15%	39
BOND CLINIC, PA		9	29	76%	38
UNIVERSITY OF ALABAMA		35	3	8%	38
ADVENT HEALTH - LAKE WALES		28	10	26%	38
BOND CLINIC PA		8	30	79%	38
FLORIDA HEALTH CARE DELAND			38	100%	38
HOMEWOOD RESIDENCE AT FREEDOM PLAZA		37	1	3%	38
RAINBOW PEDIATRICS PC LLC / BREAKFAST POINT		38			38
CAPITAL REGIONAL MEDICAL CENTER		2	36	95%	38
MIAMI VA HEALTHCARE SYSTEM			38	100%	38
SOMERBY OF SANTA ROSA BEACH		36	2	5%	38
A2Z DIAGNOSTICS		38			38
PALM RIVER COMMUNITY HEALTH CENTER		33	5	13%	38
ROCHESTER GENERAL HOSPITAL LABORATORY		37	1	3%	38
NEW YORK PRESBYTERIAN - QUEENS DIAGNOSTIC		37	1	3%	38
FLORIDA MEDICAL CLINIC PA		35	3	8%	38
FIRST CHOICE URGENT CARE		10	28	74%	38
ORCHID COVE AT DAYTONA		34	4	11%	38
THE COLLIER AT NAPLES		36	1	3%	37
FAMILY EXTENDED CARE OF SEBRING INC		35	2	5%	37
HOSPICE OF THE EMERALD COAST INC - PANAMA CITY		36	1	3%	37
FLORIDA DEPARMENT OF HEALTH CLAY COUNTY		25	12	32%	37
SEMINOLE TRIBE OF FLORIDA		29	8	22%	37
FHMG_CTR FOR SENIOR HEALTH		32	5	14%	37
BOULEVARD REHABILITATION CENTER		24	13	35%	37
PATHOGENIUS LABORATORIES		30	7	19%	37
LOURDES HOSPITAL INC		35	2	5%	37
NEOGENOMICS LABORATORIES INC		37			37
ONE MILO		37			37
KINDRED HOSPITAL-BAY AREA-ST PETERSBURG LAB		37			37
OAK MANOR NURSING HOME		36	1	3%	37
PENNSYLVANIA DEPT OF HEALTH		20	17	46%	37
PONCE THERAPY CARE CENTER		34	3	8%	37



# COVID-19: testing by laboratory

Data through Dec 26, 2020 verified as of Dec 27, 2020 at 09:25 AM

Data in this report are provisional and subject to change.

The numbers in the table below represent the number of Florida and non-Florida residents for whom test results were received by the Department of Health. A person can be tested by more than one laboratory and can have both positive and negative results. **Therefore, the sum of the numbers in each column will be larger than the total number of people tested.**

Reporting lab	Inconclusive	Negative	Positive	Percent positive	Total
BVL/LITTLE ANGEL PEDIATRICS		36			36
CYPRESS COVE		34	2	6%	36
BENTON HOUSE OF ST. JOHNS		36			36
JPR URGENT MEDICAL CARE		36			36
TRADITIONAL HOME HEALTH OF PALM BEACH INC		36			36
INTERNAL MEDICINE & PEDIATRICS OF TAMPA BAY PA		24	12	33%	36
KINDRED HOSPITAL - SOUTH FLORIDA		36			36
ROHR HOME		33	3	8%	36
BEACHES PEDIATRICS PA		35	1	3%	36
GRAND ST PAUL CVS		36			36
CEDAR CREEK AT KINGS BAY INC		36			36
COOPER FAMILY MEDICAL PLLC		27	9	25%	36
DOH-WEST PALM BEACH BRANCH LABORATORY		2	34	94%	36
STEWART SEBASTIAN RIVER MEDICAL CENTER		27	9	25%	36
MENTAL HEALTH CARE INC		31	5	14%	36
QUALITY URGENT CARE AND WELLNESS PL		26	10	28%	36
PREMIER MEDICAL ASSOCIATES		36			36
NORTH FLORIDA SPINE AND WELLNESS		31	5	14%	36
CAPE REGIONAL MEDICAL CENTER		35	1	3%	36
BUECHELE DENTAL PA DBA CLERMONT FAMILY DENTISTRY		32	4	11%	36
CROSS CITY REHABILITATION AND HEALTH CARE CENTER		35			35
P23 LABS		35			35
ADVENTHEALTH EXPRESS CARE AT WALGREENS 49TH STREET		27	8	23%	35
HAWTHORN HOUSE☐		29	6	17%	35
ECOLAB GROUP		7	28	80%	35
LAKELAND REGIONAL HEALTH LAKE MIRIAM		3	32	91%	35
life Care Center of Melbourne		21	14	40%	35
QHC UPSTATE MEDICAL PC		30	5	14%	35
IRL		4	31	89%	35
IMA MEDICAL GROUP		23	12	34%	35
HR SARASOTA OPERATOR LLC		25	10	29%	35
BROOKDALE PALMER RANCH	1	33	1	3%	35
CARDIOLOGY AND MEDICINE ASSOCIATES		26	9	26%	35
ADVENT HEALTH - FISH MEMORIAL		2	33	94%	35
MARQUIS LABS, LLC		35			35
BAYSHORE PATHOLOGY		34	1	3%	35
ADVANCED MEDICAL OF NAPLES LLC			34	100%	34
CENTRA CARE – LAKE NONA		3	31	91%	34
PARAMOUNT WALK-IN CLINIC		1	33	97%	34
WEST ISLIP URGENT CARE		34			34
PENSACOLA PEDIATRICS, PA		27	7	21%	34
CORAL GABLES HOSPITAL			34	100%	34
AMERICAN HOUSE SENIOR LIVING		34			34
BIOREFERENCE LABORATORIES		3	31	91%	34
LITTLE NECK URGENT CARE		33	1	3%	34
MOLECULAR DIAGNOSTICS		1	33	97%	34
BARKLEY PLACE		34			34

# COVID-19: testing by laboratory

Data through Dec 26, 2020 verified as of Dec 27, 2020 at 09:25 AM

Data in this report are provisional and subject to change.

The numbers in the table below represent the number of Florida and non-Florida residents for whom test results were received by the Department of Health. A person can be tested by more than one laboratory and can have both positive and negative results. **Therefore, the sum of the numbers in each column will be larger than the total number of people tested.**

Reporting lab	Inconclusive	Negative	Positive	Percent positive	Total
BROWARD PARTNERSHIP	1	33			34
FLORIDA MEDICAL CLINIC LLC		24	10	29%	34
ACCURATE DIAGNOSTIC LAB		32	1	3%	33
AHSE ROP		32	1	3%	33
SH HERON EAST LLC		33			33
AYERS NURSING AND REHABILITATION CENTER		33			33
PRMG - EAST NAPLES		23	10	30%	33
Kensington Gardens		33			33
ST. MARYS MEDICAL CENTER		1	32	97%	33
SANFORD MOBILE LAB PGA TOUR		32	1	3%	33
KINDRED AT HOME		26	7	21%	33
TERRACE AT HOBE SOUND, THE	1	31	1	3%	33
MEDLOGIC LABORATORIES		3	30	91%	33
BAY PINES MEDICAL ASSOCIATES		1	32	97%	33
INTERNAL MEDICINE ASSOCIATES PA		31	2	6%	33
KAPG ST AUGUSTINE SENIOR HOUSING OPCO LLC		33			33
CHERRY OAK PALM BEACH COUNTY		33			33
ADVENTIST HEALTH SYSTEM FLORIDA		26	7	21%	33
BOND CLINIC		3	30	91%	33
EC OPCO PENSACOLA, LLC		33			33
Palms at Ponte Vedra Assisted Living and Memory Care		32	1	3%	33
BRISTOL AT TAMPA, THE		28	4	13%	32
AZALEA TRACE PHYSICIAN SERVICES		32			32
COLLIER HMA PHYSICIAN MANAGEMENT LLC		26	6	19%	32
Palm Garden of Largo		32			32
EGLIN AFB		9	23	72%	32
OPIS COQUINA CENTER		32			32
QUICK CARE MED LLC		26	6	19%	32
ST AUGUSTINE PEDIATRIC ASSOC		30	2	6%	32
MISSION OAKS ASSISTED LIVING		31	1	3%	32
AMERICAN HOUSE COCONUT POINT		30	2	6%	32
WESTMINSTER ST AUGUSTINE		32			32
PHYSICIAN ASSOCIATES LLC		26	6	19%	32
MINUTECLINIC DIAGNOSTIC OF RHODE ISLAND, LLC #1544		31	1	3%	32
RASHDA ALBIBI M.D. P.A.		30	2	6%	32
DOH		17	15	47%	32
NORTHWELL HEALTH PLAINVIEW HOSPITAL LABORATORY		25	7	22%	32
METRO KNOXVILLE HMA		25	7	22%	32
HOLZER HEALTH CENTER			32	100%	32
BIOFIRE		7	25	78%	32
VENICE REGIONAL MEDICAL CENTER BAYFRONT HEALTH		10	22	69%	32
MANOR CARE OF PALM HARBOR		31			31
ESCAMBIA COUNTY JAIL		18	13	42%	31
Life Care Center at Inverrary		31			31
DISCOVERY COMMONS AT BRADENTON		31			31
VILLAGE ON THE ISLE		27	4	13%	31
REDI-MED WALK IN FAMILY CLINIC			31	100%	31

# COVID-19: testing by laboratory

Data through Dec 26, 2020 verified as of Dec 27, 2020 at 09:25 AM

Data in this report are provisional and subject to change.

The numbers in the table below represent the number of Florida and non-Florida residents for whom test results were received by the Department of Health. A person can be tested by more than one laboratory and can have both positive and negative results. **Therefore, the sum of the numbers in each column will be larger than the total number of people tested.**

Reporting lab	Inconclusive	Negative	Positive	Percent positive	Total
IPSUM DIAGNOSTICS		3	28	90%	31
CRANE CENTER		22	9	29%	31
NADAL PEDIATRICS		26	5	16%	31
AU HEALTH		26	5	16%	31
KINDRED HOSPITAL NORTH FLORIDA		29	2	6%	31
REGENCY PARK ASSISTED LIVING FACILITY		29	2	6%	31
VETERANS HOME			31	100%	31
NIGHT LITE PEDIATRICS URGENT CARE CENTER			31	100%	31
GRAND OAKS OF PALM CITY LLC☐	1	27	2	7%	30
SOUTHERN LABORATORY		6	24	80%	30
STEWARD MEDICAL GROUP, INC		21	9	30%	30
LCS SANDHILL COVE LLC DBA		29	1	3%	30
PECONIC BAY MEDICAL CENTER LABORATORY		24	6	20%	30
ADVENT HEALTH CENTRA CARE - APOPKA NORTH		10	20	67%	30
FHMG- FLORIDA HOSPITAL MEDICAL GROUP		22	8	27%	30
Golfview Healthcare Center		30			30
MEDICAL CONSULTANTS OF FLORIDA LLC		29	1	3%	30
HARMONY CLINIC		1	29	97%	30
LabCorp L#09258130 M#09258125		12	18	60%	30
PERSONAL PEDIATRICS		27	3	10%	30
BRIDGEVIEW CENTER LLC☐		27	3	10%	30
HERITAGE WATERSIDE		27	3	10%	30
PHOSPHORUS DIAGNOSTICS		27	3	10%	30
Crossbreeze care center		29	1	3%	30
AMEERAH LABS			30	100%	30
HERNANDO COUNTY FIRE RESCUE DISTRICT		12	18	60%	30
COMPREHENSIVE CHILDCARE		23	6	21%	29
JACKSON HEALTH SYSTEM		1	28	97%	29
BISHOP GRADY VILLAS		29			29
UNIV OF ROCHESTER-STRONG MEMORIAL HOSP		28	1	3%	29
BALMORAL TENANT SERVICES INC		29			29
CENTRA CARE - DR. PHILLIPS		1	28	97%	29
SUNTREE INTERNAL MEDICINE		29			29
P4CLINICAL	3	2	24	83%	29
Coastal Health and Rehabilitation Center		28	1	3%	29
WATERCREST ST LUCIE WEST	1	27	1	3%	29
FELICIDAD MEDICAL CENTER			29	100%	29
TAYLORVILLE FAMILY MEDICINE		22	7	24%	29
IMA MEDICAL GROUP POINCIANA		14	15	52%	29
UNIVERSITY HOSPITAL		25	4	14%	29
JACKSONVILLE UNIVERSITY		27	2	7%	29
TITUSVILLE FAMILY PRACTICE		14	15	52%	29
LAKE HOWELL FAMILY MEDICINE ASSOCIATES		23	6	21%	29
WESTWOOD NURSING AND REHABILITATION		28	1	3%	29
PRINCETON VILLAGE☐		26	3	10%	29
ARDEN COURTS OF FORT MYERS		29			29
WUESTHOFF MEMORIAL HOSPITAL			29	100%	29

# COVID-19: testing by laboratory

Data through Dec 26, 2020 verified as of Dec 27, 2020 at 09:25 AM

Data in this report are provisional and subject to change.

The numbers in the table below represent the number of Florida and non-Florida residents for whom test results were received by the Department of Health. A person can be tested by more than one laboratory and can have both positive and negative results. **Therefore, the sum of the numbers in each column will be larger than the total number of people tested.**

Reporting lab	Inconclusive	Negative	Positive	Percent positive	Total
TRADITIONAL HOME CARE INC		29			29
BEEHIVE HOMES OF GULF BREEZE		19	10	34%	29
BELVEDERE COMMONS OF SUN CITY CENTER□		29			29
NEMOURS CHILDRENS CLINIC		22	7	24%	29
MEDRITE URGENT CARE		20	8	29%	28
ACTIVE SENIOR LIVING		26	2	7%	28
FLORIDA HEALTH CARE PLANS INC		1	27	96%	28
NIGHT LITE PEDIATRICS CENTER LLC		8	20	71%	28
PLAINVIEW URGENT CARE		27	1	4%	28
PORT ST LUCIE HOSPITAL		25	3	11%	28
PALM GARDEN OF JACKSONVILLE		27	1	4%	28
FERN PARK DEVELOPMENTAL CENTER			28	100%	28
LONGLEAF DIAGNOSTIC LABORATORIES		3	25	89%	28
PINELLAS COUNTY JAIL			28	100%	28
EVERLYWELL		16	12	43%	28
MAUREEN OROURKE-FUTEY			28	100%	28
Heartland Health Care Center North Sarasota		18	10	36%	28
OAKTREE HEALTHCARE			27	100%	27
EDEN AT CRESTVIEW		12	15	56%	27
MAINSTREET FAMILY URGENT CARE		1	26	96%	27
LAKE CITY VA MEDICAL CENTER			27	100%	27
COASTAL INTERNAL MEDICINE		21	6	22%	27
CDC		17	10	37%	27
ARIZONA DEPARTMENT OF HEALTH SERVICES			27	100%	27
HOLISTIC PEDIATRICS GROUP LLC		25	2	7%	27
UCLA HEALTHCARE CLINICAL LABS		23	4	15%	27
MOBILE DOC FL, LLC		22	5	19%	27
UNION MEDICAL CARE		27			27
CONNECTICUT DEPARTMENT OF HEALTH		22	5	19%	27
SANTA BARBARA CARE CENTER		17	10	37%	27
LAKELAND NURSING AND REHABILITATION CENTER			27	100%	27
MINUTE CLINIC INCORPORATE		22	5	19%	27
GOOD HEARTS COVID TESTING		8	19	70%	27
EXPRESS CARE OF BELLEVIEW		27			27
SUNCOAST LABS			27	100%	27
WHOLE FAMILY HEALTH CENTER INC		18	8	31%	26
TUKA PEDIATRICS		1	25	96%	26
CALADIUM PEDIATRICS		25	1	4%	26
HIGHLANDS LAKE CENTER		26			26
ISLAND URGENT CARE PLLC		26			26
LONG ISLAND JEWISH MED CTR		25	1	4%	26
ASHRAF MEDICAL GROUP PLLC DBA PULSE MD		26			26
PALM BAY HOSPITAL			26	100%	26
SUMMIT MEDICAL GROUP PA		26			26
FAST TRACK URGENT CARE CENTER - SEMINOLE			26	100%	26
ADVENT HEALTH PARTIN SETTLEMENT HEALTH PARK		18	8	31%	26
CDR MAGUIRE - MIAMI BEACH CC MISSION 17388		2	24	92%	26

# COVID-19: testing by laboratory

Data through Dec 26, 2020 verified as of Dec 27, 2020 at 09:25 AM

Data in this report are provisional and subject to change.

The numbers in the table below represent the number of Florida and non-Florida residents for whom test results were received by the Department of Health. A person can be tested by more than one laboratory and can have both positive and negative results. **Therefore, the sum of the numbers in each column will be larger than the total number of people tested.**

Reporting lab	Inconclusive	Negative	Positive	Percent positive	Total
NORTH FLORIDA PEDIATRICS		25	1	4%	26
HEALTH FIRST - VIERA HOSPITAL		1	25	96%	26
LOOP PEDIATRICS		22	4	15%	26
PORT CHARLOTTE REHABILITATION CENTER		22	4	15%	26
CENTRA CARE – SAND LAKE		1	25	96%	26
LINCOLN DIAGNOSTIC LAB		25	1	4%	26
WILLOWBROOKE COURT AT ST ANDREWS ESTATES		22	4	15%	26
Mt Sinai Aventura			26	100%	26
UNION MEDICAL CARE PLLC		26			26
PULMONARY SPECIALISTS OF THE PALM BEACHES		16	10	38%	26
THE MINIER URGENT CARE		20	6	23%	26
MINUTE CLINIC LLC #2216		25	1	4%	26
MONCRIEF ARMY HEALTH CLINIC			26	100%	26
RENAISSANCE AT THE TERRACES		25			25
BAY COUNTY SHERIFFS OFFICE JAIL FACILITY		21	4	16%	25
ADDINGTON PLACE AT WELLINGTON GREEN		25			25
ARCPPOINT LABS OF FORT LAUDERDALE		25			25
ADVENT HEALTH CENTRA CARE - LAKE BUTLER BOULEVARD			25	100%	25
LAFAYETTE NURSING AND REHABILITATION CENTER		25			25
SANITAS		4	21	84%	25
MAGNOLIA MEDICAL CLINIC		1	24	96%	25
PENSACOLA DEVELOPMENTAL CENTER		9	16	64%	25
WOMENS CARE FLORIDA LABORATORY		25			25
FAMILY CARE PARTNERS		15	10	40%	25
ST. CLOUD HOSPITAL		20	5	20%	25
WAVE CREST HEALTH AND REHABILITATION CENTER		25			25
RJ LEE GROUP	1	23	1	4%	25
PRACTICE MANAGEMENT OF AMERICA, INC.		3	22	88%	25
MINUTECLINIC DIAGNOSTIC OF TEXAS, LLC		21	4	16%	25
ERDOX		24	1	4%	25
UNIPATH		18	7	28%	25
FIRSTCARE CLINIC		7	18	72%	25
LEVY COUNTY DEPARTMENT OF HEALTH		20	5	20%	25
MED ONE AT SAINT AUGUSTINE		20	5	20%	25
CDR MAGUIRE INC	1	2	22	88%	25
BOCA BIOLISTIC REFERENCE LAB			25	100%	25
STATEN ISLAND UNIVERSITY HOSPITAL-POUCH		25			25
GRAMERCY PARK URGENT CARE		25			25
PUBLIC SQUARE PHARMACY LLC		15	9	38%	24
SEVEN HILLS HEALTH AND REHABILITATION CENTER		24			24
University Hills health and Rehabilitation		15	9	38%	24
KENNEDY PAIN CLINIC GROUP LLC		21	3	13%	24
MADWAR		19	5	21%	24
MOOSEHAVEN HEALTH CENTER		12	12	50%	24
THE CHAPPEL GROUP RESEARCH		24			24
PHYSICIANS PRIMARY CARE OF SW FLORIDA PL		24			24
TRUGENX		1	23	96%	24



# COVID-19: testing by laboratory

Data through Dec 26, 2020 verified as of Dec 27, 2020 at 09:25 AM

Data in this report are provisional and subject to change.

The numbers in the table below represent the number of Florida and non-Florida residents for whom test results were received by the Department of Health. A person can be tested by more than one laboratory and can have both positive and negative results. **Therefore, the sum of the numbers in each column will be larger than the total number of people tested.**

Reporting lab	Inconclusive	Negative	Positive	Percent positive	Total
BROOKDALE JENSEN BEACH☐		24			24
PLANT CITY PEDIATRICS		23	1	4%	24
MINUTECLINIC DIAGNOSTIC OF RHODE ISLAND, LLC #212		24			24
WELLOW URGENT CARE		23	1	4%	24
WESTMINSTER WOODS ON JULINGTON CREEK		22	2	8%	24
HOME CARE PHARMACY		24			24
LABORATORY DYNAMICS		20	4	17%	24
PORT SAINT JOHN FAMILY PRACTICE		18	6	25%	24
COURTYARDS OF ORLANDO		24			24
WEST		14	10	42%	24
SENIOR HEALTH OF WINTER PARK DUNDEE		24			24
TARPON BAYOU CENTER			24	100%	24
CITYMD OF MANAHAWKIN		22	2	8%	24
HERITAGE OAKS ASSISTED LIVING & MEMORY CARE		20	4	17%	24
NORTH FLORIDA MEDICAL CENTER		22	2	8%	24
VILLAGES REHABILITATION AND NURSING CENTER		24			24
JAMAICA HOSPITAL MEDICAL CENTER		23	1	4%	24
AFTER HOURS PEDIATRICS			24	100%	24
CINNAMON COVE ALF		24			24
AVENTIS BIO-SERVICES CTL		24			24
MEDCOMP SCIENCES			24	100%	24
DEVELOPMENTAL DISABILITIES DEFENDANT PROGRAM		23			23
WILLOW BROOKE COURT AT AZALEA TRACE		23			23
THE TERRACE OF JACKSONVILLE		3	20	87%	23
ROYAL PALM SENIOR RESIDENCE		23			23
MENORAH HOUSE		22	1	4%	23
EGL GENETIC DIAGNOSTICS		1	22	96%	23
ISLAND COAST PEDIATRICS PA		22	1	4%	23
STUART LODGE LIVING LLC		4	19	83%	23
WEST VOLUSIA FAMILY AND SPORTS MEDICINE		23			23
UNIVERSITY HILLS HEALTH AND REHABILITATION CENTER		18	5	22%	23
STATE LAB		2	21	91%	23
SOLARIS SENIOR LIVING OF MERRITT ISLAND		23			23
UF HEALTH NORTH JACKSONVILLE			23	100%	23
NOBLE SENIOR LIVING		3	20	87%	23
WOLFF CTR FOR CHILD & ADOLESCENT HEALTH PLLC,THE		18	5	22%	23
PENSACOLA PEDIATRICS - PACE		16	7	30%	23
HENNEPIN COUNTY MEDICAL CENTER (HCMC)		12	11	48%	23
CENTRAL FLORIDA PEDIATRICS		13	10	43%	23
PARK WEST MEDICAL CENTER		22	1	4%	23
PROFESSIONAL HEALTH EXAMINERS		19	4	17%	23
CSL PLASMA INC		3	20	87%	23
CARE ONE OF FLORIDA		8	15	65%	23
SPRING MANOR ASSISTED LIVING		23			23
ROCKLEDEGE REGIONAL MEDICAL CENTER		17	5	23%	22
TEN HEALTHCARE		6	16	73%	22
FLORIDA PEDIATRICS		6	16	73%	22

# COVID-19: testing by laboratory

Data through Dec 26, 2020 verified as of Dec 27, 2020 at 09:25 AM

Data in this report are provisional and subject to change.

The numbers in the table below represent the number of Florida and non-Florida residents for whom test results were received by the Department of Health. A person can be tested by more than one laboratory and can have both positive and negative results. **Therefore, the sum of the numbers in each column will be larger than the total number of people tested.**

Reporting lab	Inconclusive	Negative	Positive	Percent positive	Total
ADVENT HEALTH - LAKE MARY PEDIATRICS		15	7	32%	22
MOBILE DIVISION LABORATORY		7	15	68%	22
BROOKDALE UNIVERSITY HOSPITAL		21	1	5%	22
MINUTECLINIC DIAGNOSTIC		22			22
DIACARTA INC.		22			22
BONIFAY NURSING AND REHAB CENTER			22	100%	22
BAPTIST HEALTH SOUTH FLORIDA - WEST BOCA URGENT CARE			22	100%	22
WEST COAST FAMILY MEDICAL CARE		14	8	36%	22
WASHINGTON COUNTY HEALTH DEPARTMENT		11	11	50%	22
BETHESDA HEALTH URGENT CARE			22	100%	22
BULLS HEAD URGENT CARE		22			22
FIRST CHOICE PEDIATRICS LOOP		20	2	9%	22
WUESTHOFF MEDICAL CENTER-MELBOURNE			22	100%	22
SEA PINES REHABILITATION HOSPITAL		22			22
FINLAY C. LABORATORY		3	19	86%	22
NIGHT LITE PEDIATRIC CENTER		10	12	55%	22
SARASOTA MEMORIAL NURSING & REHABILITATION CTR		22			22
SUNQUEST		3	19	86%	22
APOLLO SURGERY CENTER		20	2	9%	22
MADISON COUNTY MEMORIAL HOSP		12	10	45%	22
WARDE MEDICAL LABORATORY		15	7	32%	22
MAKO MEDICAL		14	8	36%	22
RENAISSANCE SENIOR LIVING	1	21			22
VASSAR BROTHERS MEDICAL CENTER LABORATORY		21	1	5%	22
FHMG-FLORIDA HOSPITAL MEDICAL GROUP		19	3	14%	22
KEY PRIMARY CARE			22	100%	22
MILLENNIUM PHYSICIAN GROUP LLC		18	4	18%	22
COLONY CARE CENTER		13	9	41%	22
WESTPAC LABS		1	21	95%	22
PREMIER MEDICAL ASSOCIATES ALL FLORIDA LLC		22			22
SOUTHSIDE HOSPITAL NORTHWELL HEALTH LABORATORY		20	1	5%	21
DELAND WELLNESS CENTER			21	100%	21
WALK IN MEDICAL URGENT CARE		21			21
CROSSWINDS HEALTH AND REHABILITATION CENTER		21			21
CLINICAL PATHOLOGY LABORATORIES SOUTHEAST			21	100%	21
ST JUDE CHILDRENS RESEARCH HOSPITAL		21			21
MOBILE MEDICAL ASSOCIATES PL		9	12	57%	21
PANCARE HEALTH - BONIFAY K-8			21	100%	21
GENESIS DERMATOLOGY		19	2	10%	21
PATHGROUP			21	100%	21
MCW MENTAL HEALTH LLC		21			21
PREMISE HEALTH MIA			21	100%	21
CLERMONT URGENT CARE			21	100%	21
UPMC CHAUTAUQUA AT WCA LABORATORY		20	1	5%	21
The Care Center at Pinellas Park		18	3	14%	21
ALL MY KIDS PEDIATRICS INC		15	6	29%	21
MONTEFIORE NEW ROCHELLE HOSPITAL		20	1	5%	21

# COVID-19: testing by laboratory

Data through Dec 26, 2020 verified as of Dec 27, 2020 at 09:25 AM

Data in this report are provisional and subject to change.

The numbers in the table below represent the number of Florida and non-Florida residents for whom test results were received by the Department of Health. A person can be tested by more than one laboratory and can have both positive and negative results. **Therefore, the sum of the numbers in each column will be larger than the total number of people tested.**

Reporting lab	Inconclusive	Negative	Positive	Percent positive	Total
WEST BROWARD CARE CENTER		20	1	5%	21
GASTROENTEROLOGY ASSOCIATES OF PENSACOLA PA		20	1	5%	21
RADIOLOGY ASSOCIATES OF VENICE AND ENGLEWOOD		20	1	5%	21
INNOVATION CLINICAL TRIALS, INC			21	100%	21
WINDERMERE MEDICAL CENTER		18	3	14%	21
RIVERHEAD URGENT CARE		21			21
NURSES HELPING HANDS INC ALF		21			21
GOOD SAMARITAN HOSPITAL LABORATORY		18	3	14%	21
TGH URGENT CARE - RIVERVIEW			21	100%	21
AMERICAN ESOTERIC LABORATORIES		6	15	71%	21
VALENCIA HOUSE ALF		21			21
LAKE WORTH MANOR		19	1	5%	20
HOSPICE OF MARTIN & ST LUCIE, INC		20			20
CARENOW - DOWNTOWN NORTH GULCH		20			20
LABORATORY ALLIANCE OF CENTRAL NEW YORK		19	1	5%	20
PANCARE HEALTH GULF COUNTY		11	9	45%	20
NORTH FLORIDA PEDIATRICS - JACKSONVILLE		18	2	10%	20
TGH MEDICAL GROUP LABORATORY CARROLLWOOD			20	100%	20
LAKE GIBSON VILLAGE, LLC		20			20
INTERNATIONAL MEDICAL LABORATORY		20			20
HEALTHY MINORS, LLC.		20			20
MAYO CLINIC JACKSONVILLE		1	19	95%	20
POARCH BANC CREEK INDIANS TRIBAL HEALTH DEPARTMENT			20	100%	20
PHYSICIANS STAT		1	19	95%	20
HENDRY REGIONAL CORPORATE HEALTH			20	100%	20
CL BRUMBACK PRIMARY CARE CLINIC LANTANA		2	18	90%	20
FLORIDA DEPARTMENT OF HEALTH IN TAYLOR COUNTY		16	4	20%	20
ARDEN COURTS OF WINTER SPRINGS		18	2	10%	20
ENGLEWOOD HOSPITAL AND MEDICAL CENTER		16	4	20%	20
CENTRAL FLORIDA HEALTH CARE INC		2	18	90%	20
MEDICAL EXPRESS CORP		18	2	10%	20
UNIVERSITY MEDICAL CTR OF PRINCETON AT		18	2	10%	20
ROCKLEDGE FAMILY HEALTH			20	100%	20
STETSON UNIVERSITY STUDENT HEALTH CENTER		3	17	85%	20
BAY PEDIATRICS PA		18	2	10%	20
POINT OF CARE CLINICS PRIMARY CARE		20			20
Wiregrass Rehabilitation Center and Nursing Home		20			20
HUNT CLUB PEDIATRIC ASSOCIATES LLC		19	1	5%	20
FLORIDA HOSPITAL LABS		11	9	45%	20
FLORIDA PEDIATRIC GROUP PA		19	1	5%	20
ADVENT HEALTH PRIMARY CARE PLUS, WINTER GARDEN		16	4	20%	20
NORTH CAROLINA DEPARTMENT OF HEALTH & HUMAN SERVICES			20	100%	20
HEARTLAND HEALTHCARE AND REHAB CENTER			20	100%	20
ROYAL CARE OF AVON PARK		18	2	10%	20
REDITUS LABORATORIES			20	100%	20
PANCARE HEALTH - FREEPORT CLINIC SUITE B		17	2	11%	19
MADISON COUNTY MEMORIAL HOSPITAL LABORATORY		14	5	26%	19

# COVID-19: testing by laboratory

Data through Dec 26, 2020 verified as of Dec 27, 2020 at 09:25 AM

Data in this report are provisional and subject to change.

The numbers in the table below represent the number of Florida and non-Florida residents for whom test results were received by the Department of Health. A person can be tested by more than one laboratory and can have both positive and negative results. **Therefore, the sum of the numbers in each column will be larger than the total number of people tested.**

Reporting lab	Inconclusive	Negative	Positive	Percent positive	Total
INTERCOASTAL MEDICAL GROUP			19	100%	19
THE RESIDENCE AT TIMBER PINES		19			19
MED PLUS FLORENCE		15	4	21%	19
220 GOLDEN, LLC		19			19
CORNERSTONE MEDICAL CARE OF BRANDON PL		17	2	11%	19
MED HEALTH SERVICES		18	1	5%	19
ESOTERIX GENETIC LABORATORIES		16	3	16%	19
MINUTE CLINIC, LLC DBA MINUTECLINIC #4505		18	1	5%	19
BROWARD HEALTH IMPERIAL POINT NURSING			19	100%	19
GREEN GABLES ASSISTED LIVING FACILITY		19			19
JEFFERSON K-12, A SOMERSET SCHOOL- CLINIC		16	3	16%	19
LINCOLN MEDICAL AND MENTAL HEALTH CENTER		18	1	5%	19
RESIDENCE AT BAY VUE		18	1	5%	19
Summit Medical Group, Pa DbA Citymd		18	1	5%	19
INTEGRATED REGIONAL LABORATORIES - LARGO			19	100%	19
CHILDREN'S MEDICAL CENTER			19	100%	19
LAKE WALES OPERATING GROUP LLC		18	1	5%	19
BAYVIEW MEDICAL		19			19
THE COMMONWEALTH OF MASSACHUSETTS			19	100%	19
STONE WASH CLINICAL LABORATORIES		2	17	89%	19
BETHUNE-COOKMAN UNIVERSITY		1	18	95%	19
MINUTECLINIC, LLC #08366		15	4	21%	19
HARBORCHASE OF WELLINGTON CROSSING		18	1	5%	19
SEVEN RIVERS REGIONAL MEDICAL CENTER		5	14	74%	19
LAB INTERMARKET FACILITY LAB		1	18	95%	19
VETERANS AFFAIRS MEDICAL CENTER - NEW YORK HARBOR		18	1	5%	19
ACCESS 365 URGENT CARE		7	11	61%	18
MADISON CORE LABORATORIES		17	1	6%	18
DAVID LAWRENCE CENTER		15	3	17%	18
CVS			18	100%	18
EMERGENCY PHYSICIANS MEDICAL CENTER LLC		9	9	50%	18
TOTAL RENAL LABORATORIES INC		13	5	28%	18
ASURANCE SCIENTIFIC LABORATORIES		18			18
BRANDON COMMUNITY HEALTH CENTER		11	7	39%	18
XPRESS WELLNESS URGENT CARE			18	100%	18
FLORIDA COMMUNITY HEALTH CENTER OF ST. LUCIE		1	17	94%	18
MARATHON HEALTH FOR LIFE		16	2	11%	18
MORTON PLANT			18	100%	18
GENERAL INTERNAL MEDICINE MEDICAL CTR CLINIC		13	5	28%	18
PRIME CARE ONE LLC/HARBORCHASE OF VENICE			18	100%	18
CALHOUN COUNTY HEALTH DEPT		5	13	72%	18
EAST HILL MEDICAL GROUP		14	4	22%	18
HOSPICE OF THE TREASURE COAST		17	1	6%	18
ALAN A SMITH MD LLC		17	1	6%	18
ESTATES MEDICAL CENTER		12	6	33%	18
MIDDLETOWN MEDICAL P C		11	7	39%	18
ST PETER'S BENDER LABORATORY		18			18

# COVID-19: testing by laboratory

Data through Dec 26, 2020 verified as of Dec 27, 2020 at 09:25 AM

Data in this report are provisional and subject to change.

The numbers in the table below represent the number of Florida and non-Florida residents for whom test results were received by the Department of Health. A person can be tested by more than one laboratory and can have both positive and negative results. **Therefore, the sum of the numbers in each column will be larger than the total number of people tested.**

Reporting lab	Inconclusive	Negative	Positive	Percent positive	Total
MORTON PLANT HOSPITAL NURSING			18	100%	18
CAREMED INTERNAL MEDICINE			18	100%	18
NOVANT HEALTH		14	4	22%	18
COLORADO DEPARTMENT OF HEALTH LABORATORY SERVICES DIVISION			18	100%	18
BURRY'S PHARMACY INC		11	7	39%	18
JACKSON NORTH MEDICAL CENTER		2	16	89%	18
HARTFORD HOSPITAL ANCILLARY LAB		17	1	6%	18
NORTH PINELLAS CHILDRENS MEDICAL CENTER			18	100%	18
FAMILY CARE CYPRESS CREEK		1	17	94%	18
TPCA CLINICAL LABORATORIES		15	3	17%	18
JOHNS HOPKINS CHILDREN'S HOSPITAL			18	100%	18
CHIPOLA MEDICAL ASSOCIATES		2	16	89%	18
CLERMONT ADVENTHEALTH CENTRA CARE			18	100%	18
DCH REGIONAL MEDICAL CENTER LABORATORY		17	1	6%	18
Hampton Court Nursing and Rehabilitation Center		17	1	6%	18
ADVENTHEALTH EXPRESS CARE AT			18	100%	18
STEWART MEDICAL GROUP INC			18	100%	18
MOORINGS PARK OAKSTONE AT GREY OAKS		17	1	6%	18
LABCORP BURLINGTON		4	13	76%	17
EMERITUS AT NAPLES	1	16			17
KIVA AT CANTERBURY			17	100%	17
FAMILY EXTENDED CARE OF PUNTA GORDA		17			17
RIVERWOOD HEALTH NH LLC		17			17
MEDEXPRESS URGENT CARE - BLOOMINGTON		16	1	6%	17
CARESPOT		1	16	94%	17
UVMC MICROBIOLOGY		16	1	6%	17
CONSOLIDATED LAB SERVICES		8	9	53%	17
NORTH CENTRAL BRONX HOSPITAL		16	1	6%	17
HOLY NAME HOSPITAL LABORATORY		16	1	6%	17
TURNING POINT OF TAMPA		16	1	6%	17
ST. JUDES LABORATORIES		12	5	29%	17
WALGREEN EASTERN CO, INC		17			17
ASCENSION ST VINCENT'S PRIMARY CARE			17	100%	17
LONG TERM CARE OF GULF BREEZE LLC		17			17
MICHIGAN DEPARTMENT OF HEALTH AND HUMAN SERVICES			17	100%	17
HEALTHCARE NOW			17	100%	17
Citymd Of Toms River		15	2	12%	17
AMMON ANALYTICAL LABORATORIES		15	2	12%	17
BROOKWOOD BAPTIST MEDICAL CENTER		16	1	6%	17
WINTER PARK FAMILY PRACTICE LLC		17			17
Cleveland Clinic Laboratories		4	13	76%	17
PROFESSIONAL URGENT CARE SERVICES		12	5	29%	17
WALGREENS COVID-19		14	3	18%	17
HERNANDO ENDOSCOPY AND SURGERY CENTER		14	3	18%	17
CARE CENTERS OF NASSAU		16	1	6%	17
PSL NAPLES BH OPERATIONS, LLC		17			17
BOND AND STEELE CLINIC, PA		15	2	12%	17



# COVID-19: testing by laboratory

Data through Dec 26, 2020 verified as of Dec 27, 2020 at 09:25 AM

Data in this report are provisional and subject to change.

The numbers in the table below represent the number of Florida and non-Florida residents for whom test results were received by the Department of Health. A person can be tested by more than one laboratory and can have both positive and negative results. **Therefore, the sum of the numbers in each column will be larger than the total number of people tested.**

Reporting lab	Inconclusive	Negative	Positive	Percent positive	Total
COAST MED URGENT CARE		16	1	6%	17
GLEN COVE HOSPITAL		17			17
NO NAME		8	8	50%	16
INTERNAL MEDICINE ASSOCIATES & SPECIALTIES INC		15	1	6%	16
ADVENT HEALTH CENTRA CARE - LAKE BUENA VISTA			16	100%	16
JOSEPH MIGNOGNA		13	3	19%	16
MINUTE CLINIC DIAGNOSTIC OF SC, LLC #75		15	1	6%	16
PRIMECARE OF DOTHAN-DALEVILLE CLINIC		14	2	13%	16
WHITE WILSON MEDICAL CENTER IMMEDIATE CARE			16	100%	16
CAPE CORAL HOSPITAL ABG LABORATORY		10	6	38%	16
COUNTY OF LOS ANGELES			16	100%	16
LIFE CARE CENTER OF JACKSONVILLE			16	100%	16
ST ELIZABETH MEDICAL CENTER LABORATORY		15	1	6%	16
APOLLO HEALTH & REHABILITATION		11	5	31%	16
MILLENNIUM PHYSICIAN GRP LLC NAPLES PINE RIDGE			16	100%	16
FAST TRACK URGENT CARE CENTER - TYRONE			16	100%	16
REGENEXX TAMPA BAY		14	2	13%	16
RITECARE MEDICAL CENTER			16	100%	16
SAMFORD UNIVERSITY HEALTH SERVICES		15	1	6%	16
DESOTO PALMS ALF		16			16
STUART REHABILITATION AND HEALTHCARE		4	12	75%	16
CONNECTDX		4	12	75%	16
JUPITER MEDICAL CENTER			16	100%	16
ALL FLORIDA FAMILY & SPORTS MEDICINE		15	1	6%	16
DALE MEDICAL CENTER		11	5	31%	16
HEALTH CENTRAL HOSPITAL			16	100%	16
XERA MED RESEARCH			16	100%	16
BONIFAY NURSING AND REHABILITATION CENTER			16	100%	16
ARTHREX MEDICAL CENTER		10	6	38%	16
INSTITUTE OF PATHOLOGY KINGS COUNTY		16			16
FLAGLER HOSPITAL INC	2		14	88%	16
SRMC AVALON		9	7	44%	16
CRUCIAL CARE		10	6	38%	16
ERIC C MARSHAL MD, PC DBA MINUTECLINIC		15	1	6%	16
BAHIA OAKS LODGE		15	1	6%	16
HARMONY HEALTH OPCO, LLC		15	1	6%	16
MEDEXPRESS - BLOOMIN BRANDS		4	12	75%	16
URGENT CARE WEST CLINIC		14	2	13%	16
ADVANCED EMURGENT CARE		8	8	50%	16
MARTHA'S HOUSE & ASSISTED LIVING FACILITY		16			16
EASTERN SHORE URGENT CARE		9	7	44%	16
PALMETTO PEDIATRICS			16	100%	16
URGENT CARE CLINIC OF LINCOLN		14	2	13%	16
OPTUMCARE FLORIDA LLC		1	15	94%	16
ASHTON PLACE	1	12	2	13%	15
LONG BEACH URGENT CARE		15			15
TALLAHASSEE DEVELOPMENTAL CENTER		15			15

# COVID-19: testing by laboratory

Data through Dec 26, 2020 verified as of Dec 27, 2020 at 09:25 AM

Data in this report are provisional and subject to change.

The numbers in the table below represent the number of Florida and non-Florida residents for whom test results were received by the Department of Health. A person can be tested by more than one laboratory and can have both positive and negative results. **Therefore, the sum of the numbers in each column will be larger than the total number of people tested.**

Reporting lab	Inconclusive	Negative	Positive	Percent positive	Total
HOWARD BEACH URGENT CARE		15			15
SPEARHEAD MEDICAL			15	100%	15
MILTON 4707		15			15
UAH STUDENT HEALTH CENTER		10	5	33%	15
ALL PEDIATRIC CARE			15	100%	15
ORLANDO LUTHERAN TOWERS ASSISTED LIVING		15			15
SINAI HOSPITAL OF BALTIMORE		15			15
HOLLEY-NAVARRE MEDICAL CLINIC		5	10	67%	15
HODGES CLUSTER		2	13	87%	15
ADIRONDACK MEDICAL CENTER		15			15
WEISS PEDIATRIC CARE LLC		14	1	7%	15
PROFESSIONAL PEDIATRICS		14	1	7%	15
FLAGLER HOSPITAL LABORATORY		2	13	87%	15
BOZEMAN HEALTH DEACONESS HOSPITAL		12	3	20%	15
ORLANDO HEALTH		2	13	87%	15
ALABAMA CLINICS		7	8	53%	15
NOVANT HEALTH GOHEALTH URGENT CARE-HARRISBURG		8	7	47%	15
CANTON-POTSDAM HOSPITAL LABORATORY		15			15
MARIANNA HEALTH AND REHABILITATION CENTER		15			15
ST CATHERINE OF SIENA HOSPITAL		14	1	7%	15
PRIMECARE AT TWIN LAKES			15	100%	15
THE TERRACE AT IVY ACRES ALF		11	4	27%	15
PINES NURSING HOME		14	1	7%	15
ADVENT HEALTH - ZEPHYRHILLS			15	100%	15
DIATHERIX		13	2	13%	15
FAMILY CARE CENTER OF ARLINGTON		10	5	33%	15
Z UROLOGY		15			15
HARBOUR ISLAND PEDIATRICS		9	6	40%	15
KEY WEST MEDICAL CENTER	1	14			15
HELIX DIAGNOSTICS			15	100%	15
EASTLAKE PEDIATRICS - TRINITY		15			15
TELEVISIT MALABAR PEDIATRICS		5	10	67%	15
ANDALUSIA HEALTH		7	8	53%	15
UM MILLER SCHOOL OF MEDICINE			15	100%	15
PANCARE HEALTH - JACKSON COUNTY		9	6	40%	15
PALMS REHABILITATION AND HEALTHCARE CENTER		12	3	20%	15
TOTTENVILLE CIRCLE URGENT CARE		14			14
FUNGAL REFERENCE LABORATORY		12	2	14%	14
ONESTOP MEDICAL AND URGENT CARE LLC		13	1	7%	14
GRAND VILLA OF ST. PETERSBURG		12	2	14%	14
OKEECHOBEE HEALTHCARE FACILITY			14	100%	14
COMMUNITY MEDICAL CARE CENTER INC			14	100%	14
SIGNATURE HEALTHCARE OF ORANGE PARK		14			14
EPIPHANY HEALTH		8	6	43%	14
PONCE PLAZA NURSING & REHAB CENTER		3	11	79%	14
THE CANOPY AT HARPER LAKE	1		13	93%	14
FORT SANDERS REGIONAL LABORATORY		14			14

# COVID-19: testing by laboratory

Data through Dec 26, 2020 verified as of Dec 27, 2020 at 09:25 AM

Data in this report are provisional and subject to change.

The numbers in the table below represent the number of Florida and non-Florida residents for whom test results were received by the Department of Health. A person can be tested by more than one laboratory and can have both positive and negative results. **Therefore, the sum of the numbers in each column will be larger than the total number of people tested.**

Reporting lab	Inconclusive	Negative	Positive	Percent positive	Total
BENTON HOUSE OF PORT ORANGE		8	6	43%	14
HEALTHFIRST ADVENT HEALTH CENTRA CARE COCOA BEACH			14	100%	14
CARESPOT OF NOCATEE			14	100%	14
WALTON PLACE		14			14
HORIZON ALF		14			14
BIO-TECH CLINICAL LABORATORIES INC		14			14
NORTHWESTERN MEMORIAL HOSPITAL			14	100%	14
NEW YORK METHODIST HOSPITAL		13	1	7%	14
NEW YORK PRESBYTERIAN - ALLEN HOSPITAL		14			14
MIAMI CLINICAL RESEARCH CORP			14	100%	14
MINUTECLINIC DIAGNOSTIC OF NORTH CAROL		11	3	21%	14
MORRIS PARK URGENT CARE		11	3	21%	14
ADVENT HEALTH EXPRESS		9	5	36%	14
MINUTECLINIC DIAGNOSTIC OF NEW JERSEY		13	1	7%	14
ALAN L MELOTEK MD		14			14
HAWKINS FAMILY MEDICINE LLC		9	5	36%	14
Cross Gardens Care Center		14			14
MISIR DRUGS LLC		9	5	36%	14
M&V SAN JOSE MEDICAL CENTER			14	100%	14
Belleair Healthcare Center		8	6	43%	14
Salerno Bay Health & Rehabilitation Center		11	3	21%	14
WIREGRASS CLINIC LLC		12	2	14%	14
AURORA DIAGNOSTICS		3	11	79%	14
TIMBERLANE LODGE ALF		7	7	50%	14
FLORIDA HOSPITAL WINTER GARDEN		13	1	7%	14
EXPRESS FAMILY CARE LLC			14	100%	14
ASTORIA HEALTH AND REHABILITATION CENTER		13	1	7%	14
HUNT CLUB MEDICAL		12	2	14%	14
OSCEOLA ALF OPERATOR, LLC DBA□		14			14
POLK CHD BARTOW		13	1	7%	14
ADVANCED URGENT CARE		12	2	14%	14
ROADS PEDIATRICS,LLC		13	1	7%	14
MEDEMERGE		13	1	7%	14
WEINBERG VILLAGE		14			14
BOCA SIMON		2	12	86%	14
WELLINGTON FAMILY PRACTICE		13	1	7%	14
SYNIVERSE WELLNESS CENTER		12	2	14%	14
ALTAMONTE MD			13	100%	13
RESOLVE MOLECULAR DIAGNOSTICS		11	2	15%	13
COLLEGE POINT URGENT CARE		12	1	8%	13
FORT WALTON BEACH DEVELOPMENTAL CENTER		12	1	8%	13
ROBERT WOOD JOHNSON UNIVERSITY HOSP		11	2	15%	13
REGENCY SQUARE MALL - SEARS		2	11	85%	13
URGENT CARE USA			13	100%	13
GENTIVA HEALTH SERVICES CERTIFIED INC		13			13
FLORIDA STATE HOSPITAL			13	100%	13
HEALTH MED CENTERS		13			13

# COVID-19: testing by laboratory

Data through Dec 26, 2020 verified as of Dec 27, 2020 at 09:25 AM

Data in this report are provisional and subject to change.

The numbers in the table below represent the number of Florida and non-Florida residents for whom test results were received by the Department of Health. A person can be tested by more than one laboratory and can have both positive and negative results. **Therefore, the sum of the numbers in each column will be larger than the total number of people tested.**

Reporting lab	Inconclusive	Negative	Positive	Percent positive	Total
BAPTIST MEMORIAL HEALTH CARE		11	2	15%	13
MEADOWCREST MOLECULAR DIAGNOSTICS, LLC			13	100%	13
SPRINGWOOD COURT		8	5	38%	13
BROOKLYN HOSPITAL CENTER DOWNTOWN CAMPUS		13			13
PANCARE HEALTH - MALONE CLINIC		12	1	8%	13
SHORE MEMORIAL HOSPITAL		12	1	8%	13
EAR NOSE & THROAT ASSOCIATES OF MANATEE PA		13			13
FAMILY AND INTERNAL MEDICINE AT AVALON PARK		11	2	15%	13
PARKWEST MEDICAL CENTER		11	2	15%	13
CLINICAL LABORATORY SERVICES			13	100%	13
ROCKLEDGE		3	10	77%	13
BAPTIST MEDICAL CENTER EAST		10	3	23%	13
MERCY MEDICAL URGENT CARE CENTER INC		2	11	85%	13
ESCAMBIA COMMUNITY CLINIC		2	11	85%	13
NEWYORK-PRESBYTERIAN/ LAWRENCE HOSPITAL LABORATORY		11	2	15%	13
Sunnyside Care Center		13			13
VILLA OF KINGS AND QUEENS OF DELRAY		13			13
SOUTHEAST FAMILY HEALTHCARE CENTER			13	100%	13
MD BEAUTY LABS, PA		12	1	8%	13
BROOKDALE DELAND			13	100%	13
OPIS ISLAND LAKE CENTER		13			13
RIVERSIDE COTTAGES AT THE SHORES, LLC			13	100%	13
TOTAL ACCESS URGENT CARE			13	100%	13
ARBOR TERRACE ORTEGA LLC		13			13
Lanier Rehab			13	100%	13
CORE LABORATORY		1	12	92%	13
LAKE PLACID HEALTH AND REHABILITATION			13	100%	13
DYNAMIC DNA LAB		1	12	92%	13
JOSEPH SCHENKER MD PC DBA CENTERS URGENT		11	2	15%	13
PALM BEACH COUNTY FIRE RESCUE		13			13
ST VINCENT'S EAST		12	1	8%	13
FAST TRACK URGENT CARE CENTER - DOWNTOWN		1	12	92%	13
UNIVERSITY LAB			13	100%	13
JUST FOR KIDS PEDIATRICS		5	8	62%	13
PRATTVILLE BAPTIST HOSPITAL		11	2	15%	13
BERNHARDT LABORATORIES		3	10	77%	13
CLEVELAND CLINIC			13	100%	13
ROWLETT MIDDLE ACADEMY		11	2	15%	13
IN-OFFICE LAB		12	1	8%	13
PALMS MEDICAL GROUP - LAKE CITY WEST		3	10	77%	13
Cross Care Center			13	100%	13
FLORIDA DEPARTMENT OF HEALTH IN HILLSBOROUGH COUNTY			12	100%	12
MEDEXPRESS URGENT CARE, MOON TOWNSHIP		12			12
BVL PEDIATRICS		12			12
BROOKDALE PADDOCK HILLS		12			12
CAMPBELL URGENT CARE			12	100%	12
MAINSTREET FAMILY SELECT		1	11	92%	12

# COVID-19: testing by laboratory

Data through Dec 26, 2020 verified as of Dec 27, 2020 at 09:25 AM

Data in this report are provisional and subject to change.

The numbers in the table below represent the number of Florida and non-Florida residents for whom test results were received by the Department of Health. A person can be tested by more than one laboratory and can have both positive and negative results. **Therefore, the sum of the numbers in each column will be larger than the total number of people tested.**

Reporting lab	Inconclusive	Negative	Positive	Percent positive	Total
SHELBY BAPTIST MEDICAL CENTER		7	5	42%	12
BARNETT PARK☐			12	100%	12
UC HEALTH UNIVERSITY HOSPITAL		10	2	17%	12
GLEN OAKS HEALTH AND REHABILITATION CENTER			12	100%	12
THE TRADITION OF THE PALM BEACHES		12			12
Consulate Health Care of Jacksonville			12	100%	12
NEMOURS CHILDREN'S URGENT CARE, ORLANDO - WATERFORD LAKES			12	100%	12
BETHESDA HEALTH PHYSICIAN GROUP INC			12	100%	12
MAITLAND PRIMARY CARE		9	3	25%	12
DEPT OF VA MEDICAL CENTER - BAY PINES			12	100%	12
BAY STREET PHARMACY☐		12			12
MELBOURNE FAMILY PRACTICE		11	1	8%	12
INNOVATIVE RESEARCH OF WEST FLORIDA		9	3	25%	12
MINUTECLINIC DIAGNOSTICS MEDICAL GROUP		12			12
WALGREEN		4	8	67%	12
ORANGE REGIONAL MEDICAL CENTER LABORATORY		10	2	17%	12
ST JOSEPH HOSPITAL		11	1	8%	12
GROWING TOGETHER PEDIATRICS, LLC		10	2	17%	12
WORLD WRESTLING ENTERTAINMENT			12	100%	12
UR CARE FAMILY AND SPORTS MEDICINE			12	100%	12
MERIDIAN AT WATERWAYS, THE		10	2	17%	12
SUMMIT MEDICAL GROUP - 75 E NORTHFIELD		10	2	17%	12
HALIFAX HEALTH URGENT CARE		2	10	83%	12
PHELPS HOSPITAL LABORATORY		11	1	8%	12
CARDIOLOGY AND MEDICINE ASSOCIATES INC		12			12
FAST PACE MEDICAL CLINIC, PLLC		11	1	8%	12
LIFE CARE OF PORT SAINT LUCIE		3	9	75%	12
MONTEFIORE ST LUKE'S CORNWALL HOSPITAL		9	3	25%	12
SUMTER PEDIATRICS		12			12
EPIC REFERENCE LABS INC			12	100%	12
MASSACHUSETTS GENERAL HOSPITAL		1	11	92%	12
STATEN ISLAND UNIVERSITY HOSPITAL		11	1	8%	12
VERITAS RESEARCH CORP			12	100%	12
ACADIAN DIAGNOSTIC LABORATORIES		8	4	33%	12
BROWARD DIALYSIS			12	100%	12
JESSIE TRICE COMMUNITY HEALTH SYSTEM, INC			12	100%	12
MINUTECLINIC DIAGNOSTIC OF OHIO LLC		11	1	8%	12
FLORIDA ATLANTIC UNIVERSITY		10	2	17%	12
VPA PC LAB		12			12
HUDSON VALLEY HOSPITAL CENTER LABORATORY		11	1	8%	12
LEON CHD		12			12
MACKOUL PEDIATRICS FORT MYERS			12	100%	12
BLISS HEALTHCARE SERVICES		1	11	92%	12
MARION PEDIATRICS PA		9	3	25%	12
APPLE DIAGNOSTICS LAB		5	7	58%	12
SHELBY COUNTY HEALTH CARE CORPORATION		9	3	25%	12
SOUTH NASSAU COMMUNITIES HOSPITAL		10	2	17%	12



# COVID-19: testing by laboratory

Data through Dec 26, 2020 verified as of Dec 27, 2020 at 09:25 AM

Data in this report are provisional and subject to change.

The numbers in the table below represent the number of Florida and non-Florida residents for whom test results were received by the Department of Health. A person can be tested by more than one laboratory and can have both positive and negative results. **Therefore, the sum of the numbers in each column will be larger than the total number of people tested.**

Reporting lab	Inconclusive	Negative	Positive	Percent positive	Total
MI2297090CV HOLLAND-23D2189684		12			12
NCHD		3	9	75%	12
OAKMONTE VILLAGE		11	1	8%	12
MCWHORTER SCHOOL OF PHARMACY		12			12
NAPLES GREEN VILLAGE		12			12
MARQUES PEDIATRICS			12	100%	12
KRYSTAL BAY NURSING AND REHABILITATION		9	3	25%	12
FLORIDA DEPT OF HEALTH		4	8	67%	12
LONG ISLAND JEWISH VALLEY STREAM		12			12
ODYSSEY HEALTHCARE OF MARION COUNTY, LLC		12			12
IREPERTOIRE_MOL_LAB		12			12
ROSLYN URGENT CARE		12			12
PROMEDICA LABORATORIES		11	1	8%	12
FHCP-PORT ORANGE		3	9	75%	12
ADVENT HEALTH - KISSIMMEE		3	9	75%	12
GEORGE SAFRAN MD PC		11	1	8%	12
MICHELLE S PAGE MD PA		12			12
BROOKDALE BRANDON		11			11
SUNCOAST URGENT CARE			11	100%	11
LEHIGH VALLEY HOSPITAL		3	8	73%	11
THE TERRACE OF SAINT CLOUD		9	2	18%	11
QUOTIENT SCIENCES LABS LLC			11	100%	11
DARDEN WELLNESS CENTER		9	2	18%	11
ELITE HOME HEALTH SERVICES		11			11
MEDEXPRESS URGENT CARE LEWISBURG		11			11
PALM BEACH PATHOLOGY		9	2	18%	11
UNIVERSITY CENTRA CARE		10	1	9%	11
TROPICANA		5	6	55%	11
FLUSHING HOSPITAL MEDICAL CENTER		9	2	18%	11
INN AT LAKE SEMINOLE SQUARE, THE		11			11
COMPREHENSIVE CHILDCARE ASSOCIATES		8	3	27%	11
CARE FAST MURABELLA		7	4	36%	11
BASSETTI & ASSOCIATES, MD, PA			11	100%	11
DMH STEINHATCHEE FAMILY MEDICINE		8	3	27%	11
PROFESSIONAL PARK PEDIATRICS PA			11	100%	11
CHARLOTTE CHD PORT CHARLOTTE		10	1	9%	11
BARTON FAMILY PRACTICE		7	4	36%	11
LAKEVIEW HEALTH CARE SYSTEMS		4	7	64%	11
MAGNOLIA PEDIATRICS		2	9	82%	11
LAB UNKNOWN			11	100%	11
CVS MINUTE CLINIC DIAGNOSTIC OF TEXAS LLC		8	3	27%	11
COASTAL SKIN SURGERY AND DERMATOLOGY		8	3	27%	11
SEMORAN FAMILY HEALTH LLC		10	1	9%	11
BHA CENTRAL COUNTY CLINIC		1	10	91%	11
LYSTER ACH FT RUCKER AL		10	1	9%	11
FIRST CHOICE PEDIATRICS INC		10	1	9%	11
LUCID DIAGNOSTICS LABS			11	100%	11

# COVID-19: testing by laboratory

Data through Dec 26, 2020 verified as of Dec 27, 2020 at 09:25 AM

Data in this report are provisional and subject to change.

The numbers in the table below represent the number of Florida and non-Florida residents for whom test results were received by the Department of Health. A person can be tested by more than one laboratory and can have both positive and negative results. **Therefore, the sum of the numbers in each column will be larger than the total number of people tested.**

Reporting lab	Inconclusive	Negative	Positive	Percent positive	Total
COLORADO DEPARTMENT OF PUBLIC HEALTH AND ENVIRONMENT			11	100%	11
NORTHWEST FLORIDA SLEEP			11	100%	11
AIM LABORATORIES			11	100%	11
SOUTHEASTERN OUTPATIENT SURGERY CENTER		11			11
PROHEALTH CARE ASSOCIATES MOBILE		9	2	18%	11
HUNTINGTON STATION URGENT CARE		10	1	9%	11
BIOREFERENCE LABORATORIES INC		3	8	73%	11
MD PLUS URGENT CARE, LLC			11	100%	11
WINTER PARK CARE AND REHABILITATION			11	100%	11
MORNINGSIDE MANOR & VILLA ADULT CARE C		11			11
NEUROINTERNATIONAL SARASOTA		10	1	9%	11
SOUTHCOR LABORATORY		2	9	82%	11
TREASURE COAST URGENT CARE			11	100%	11
PRIMECARE ACQUISITION FAMILY PRACTICE INC		11			11
BROOKDALE CANOPY OAKS			11	100%	11
MORTON PLANT MEASE			11	100%	11
ADVENTHEALTH MEDICAL GROUP FAMILY MEDICINE		11			11
NORTHERN WESTCHESTER HOSPITAL LABORATORY		9	2	18%	11
BAPTIST PRIMARY CARE PONTE VEDRA		6	5	45%	11
NIGHT LITE PEDIATRICS CENTER, LLC		1	10	91%	11
The Ponce Therapy Care Center		11			11
SUMMIT ATLANTIC SURGERY CENTER		11			11
BRYAN WHITFIELD MEMORIAL HOSPITAL		7	4	36%	11
St. Annes Nursing Center, St. Annes Residence, Inc.		11			11
MINUTECLINIC DIAGNOSTIC OF ILLINOIS L		8	2	20%	10
OHIO STATE UNIVERSITY MEDICAL CENTER			10	100%	10
WATSON HEALTHCARE		7	3	30%	10
CREATIVE TESTING SOLUTIONS		3	7	70%	10
MINUTECLINIC, LLC, DBA MINUTECLINIC #5		9	1	10%	10
GRACE MEDICAL HOME		8	2	20%	10
AVANTE ST CLOUD		7	3	30%	10
AMBRY GENETICS CORPORATION		10			10
REGENCY OAKS HEALTH CENTER		8	2	20%	10
JACKSON COUNTY HEALTH DEPARTMENT			10	100%	10
TIDEWELL HOSPICE INC		8	2	20%	10
ASSISTED LIVING OF BROWARD		10			10
Hialeah Nursing And Rehabilitation Center		6	4	40%	10
ONEIDA HEALTHCARE CENTER		8	2	20%	10
MINUTECLINIC DIAGNOSTIC OF PENNSYLVANI		10			10
MINUTECLINIC, LLC, DBA MINUTECLINIC #2544		9	1	10%	10
HIALEAH HOSPITAL RESPIRATORY DEPT			10	100%	10
PINELLAS COUNTY HEALTH DEPARTMENT		2	8	80%	10
MARKET STREET VIERA		10			10
BOND CLINIC DR ELDEEB		1	9	90%	10
CAREATC			10	100%	10
Lady Lake Specialty Care			10	100%	10
CBC LAB		3	7	70%	10

# COVID-19: testing by laboratory

Data through Dec 26, 2020 verified as of Dec 27, 2020 at 09:25 AM

Data in this report are provisional and subject to change.

The numbers in the table below represent the number of Florida and non-Florida residents for whom test results were received by the Department of Health. A person can be tested by more than one laboratory and can have both positive and negative results. **Therefore, the sum of the numbers in each column will be larger than the total number of people tested.**

Reporting lab	Inconclusive	Negative	Positive	Percent positive	Total
HCR MANORCARE		10			10
OCALA OAKS REHABILITATION CENTER		7	3	30%	10
NAPHCARE, INC.			10	100%	10
BLOUNT MEMORIAL HOSPITAL		9	1	10%	10
GRAND VILLA OF DELAND		9	1	10%	10
GADSDEN REGIONAL MEDICAL CENTER		10			10
RAINBOW PEDIATRIC CENTER		2	8	80%	10
VASCONCELLO COHEN MD PA		9	1	10%	10
COVANCE CENTRAL LABORATORY			10	100%	10
EMERALD COAST HOSPICE - CRESTVIEW		10			10
EMERALD COAST PEDIATRICS			10	100%	10
MERCY MEDICAL CENTER		4	6	60%	10
APPALACHIAN REGIONAL HEALTHCARE SYSTEM		10			10
ARNOT OGDEN MEDICAL CENTER LABORATORY		10			10
MINUTECLINIC DIAGNOSTIC OF SOUTH CARO		6	4	40%	10
REDMED CLINIC OF ARLINGTON		9	1	10%	10
Gabisa Medical LLC		10			10
BELLEVUE HOSPITAL CENTER DEPARTMENT		10			10
VETERNANS ADMINISTRATION			10	100%	10
RAINBOW PEDIATRICS			10	100%	10
MEDICAL LABORATORY DIAGNOSTICS			10	100%	10
TENNESSEE DEPARTMENT OF HEALTH (TDH) - CENTRAL LABORATORY		2	8	80%	10
BIOTECH CLINICAL LABORATORIES, INC.		1	9	90%	10
MHHS All Lab Subsection		10			10
MINUTECLINIC DIAGNOSTIC OF RHODE ISLAND, LLC #590		10			10
NEW JERSEY DEPARTMENT OF HEALTH COMMUNICABLE DISEASE SERVICE		3	7	70%	10
PANCARE HEALTH - VERNON ELEMENTARY			10	100%	10
MEDEX REGIONAL LABORATORIES LLC		1	9	90%	10
BEAUMONT LABORATORY			10	100%	10
BROOKDALE PANAMA CITY		9	1	10%	10
AVALON PARK RETIREMENT RESIDENCE		10			10
GENESIS		7	3	30%	10
ORLANDO VA MEDICAL CENTER			10	100%	10
INTERMOUNTAIN CENTRAL LAB		1	9	90%	10
SOS MOBILE MEDICAL CARE LLC		8	2	20%	10
CVS MINUTE CLINIC DIAGNOSTIC OF NORTH CAROL		10			10
FAMILY CARE			10	100%	10
PANCARE HEALTH - WEWA ELEMENTARY			10	100%	10
ADVENT HEALTH - WINTER HAVEN		6	4	40%	10
LAKE NONA MEDICAL SERVICES		3	7	70%	10
TLC FAMILY CARE HOME INC		10			10
CARENOW URGENT CARE-BRENTWOOD		8	2	20%	10
OCEANSIDE URGENT CARE		10			10
UNION CHD		9	1	10%	10
UMHC/SYLVESTER AT KENDALL		1	9	90%	10
ADVENTHEALTH MEDICAL GROUP PROMPT CAR		5	5	50%	10
BUREAU OF PUBLIC HEALTH		1	9	90%	10

# COVID-19: testing by laboratory

Data through Dec 26, 2020 verified as of Dec 27, 2020 at 09:25 AM

Data in this report are provisional and subject to change.

The numbers in the table below represent the number of Florida and non-Florida residents for whom test results were received by the Department of Health. A person can be tested by more than one laboratory and can have both positive and negative results. **Therefore, the sum of the numbers in each column will be larger than the total number of people tested.**

Reporting lab	Inconclusive	Negative	Positive	Percent positive	Total
TOWERS HOME CARE☐		10			10
LAKE BALDWIN CBOC		9	1	10%	10
NORTH OKALOOSA PHYSICIAN GROUP		10			10
URGENT CARE CENTER AT PINNACLE		4	6	60%	10
COMMUNITY HEALTH CENTER		2	8	80%	10
PBC PREMIER FAMILY HEALTH			10	100%	10
BROWARD HEALTH CARE			10	100%	10
ROBERT H JENKINS JR VETERANS' DOMICILIARY HOME OF		9	1	10%	10
ALCOVE ASSISTED LIVING FACILITY		10			10
GLEN OAKS URGENT CARE		10			10
JFK MEDICAL CENTER NORTH LAB		1	9	90%	10
SOUTHEASTERN LABORATORY			10	100%	10
BRIDGEWAY HEALTH CLINICS INC			9	100%	9
GULFSIDE HOSPICE INC		6	3	33%	9
CARENOW URGENT CARE - EAST NASHVILLE		8	1	11%	9
AUBURN COMMUNITY HOSPITAL		8	1	11%	9
FIRST CHOICE PEDIATRICS WINTER SPRINGS		9			9
CAREHERE- LCS LEESBURG			9	100%	9
LAKELAND HILLS CENTER		4	5	56%	9
NORTHBROOK CENTER FOR☐		8	1	11%	9
VALLEY IMMEDIATE CARE		8	1	11%	9
Maury Regional Hospital		6	3	33%	9
UNIVERSITY HOSPITAL UC HEALTH		6	3	33%	9
CHEMISYS LABORATORIES		1	8	89%	9
ALBIBI		1	8	89%	9
HAZELDEN FLORIDA		9			9
LIGHTHOUSE PEDIATRICS OF NAPLES		6	3	33%	9
BAYONET POINT HOSPITAL			9	100%	9
CHILDREN'S HEALTH CENTER INC.		7	2	22%	9
BOCA RATON REGIONAL HOSPITAL LAB			9	100%	9
PEDIATRIC HEALTH CARE ALLIANCE			9	100%	9
OMNI			9	100%	9
PREMIER LABORATORY SERVICES, LLC		5	4	44%	9
TMH PHYSICIAN PARTNERS - MONTICELLO		8	1	11%	9
SAMARITAN MEDICAL CENTER		9			9
METHODIST MEDICAL CENTER		7	2	22%	9
SIGMUND LABS LLC		9			9
MINUTE CLINIC DIAGNOSTIC OF VIRGINIA		6	3	33%	9
NEMOURS CHILDREN'S PRIMARY CARE VERO BEACH			9	100%	9
HORIZON MEDICAL GROUP		8	1	11%	9
PRECISION GENETICS			9	100%	9
FLORIDA ENDOSCOPY & SURGERU CTR LLC		9			9
OCOEE PEDIATRICS		8	1	11%	9
Wesley Place on Honeysuckle		8	1	11%	9
PATEL MEDICAL VENTURES		8	1	11%	9
Citymd Of Lacey		8	1	11%	9
Jupiter Medical Center Pavilion		8	1	11%	9

# COVID-19: testing by laboratory

Data through Dec 26, 2020 verified as of Dec 27, 2020 at 09:25 AM

Data in this report are provisional and subject to change.

The numbers in the table below represent the number of Florida and non-Florida residents for whom test results were received by the Department of Health. A person can be tested by more than one laboratory and can have both positive and negative results. **Therefore, the sum of the numbers in each column will be larger than the total number of people tested.**

Reporting lab	Inconclusive	Negative	Positive	Percent positive	Total
CARENOW URGENT CARE-MT JULIET		8	1	11%	9
VILLAGE PLACE HEALTH AND REHAB		9			9
MOLECULAR PATHOLOGY LABORATORY			9	100%	9
MEDEXPRESS URGENT CARE - SEMINOLE SQUA		8	1	11%	9
MIDMICHIGAN MEDICAL CENTER			9	100%	9
STATEN ISLAND UNIVERSITY HOSPITAL SEGUINE AVE		9			9
GCPM MANUAL MICROBIOLOGY		1	8	89%	9
ANY LAB TEST NOW INC			9	100%	9
WELLMED AT SOUTH PARSONS		8	1	11%	9
BARNES HEALTHCARE OF FLORIDA LLC		9			9
MID-FLORIDA PATHOLOGY, LLC		9			9
ILLINOIS DEPT OF PUBLIC HEALTH LAB - SPRINGFIELD			9	100%	9
UNAVAILABLE/UNKNOWN/NO INFORMATION FOUND			9	100%	9
RIVERSIDE MEDICAL GROUP		8	1	11%	9
LPG PEDIATRICS AT PAGE FIELD		9			9
ROCKLAND URGENT CARE FAMILY HEALTH NP		9			9
CYPRESS POINT LIVING, LLC		7	2	22%	9
SAN JOSE SENIOR CARE LLC		6	3	33%	9
NORTHSHORE UNIVERSITY HEALTHSYSTEM EVANSTON HOSPITAL LAB			9	100%	9
PLYMOUTH HARBOR INCORPORATED		9			9
49D2045214PHYSICIAN OFFICE WAIVER MEDEXPRESS URGENT CARE - HARRISONBU		5	4	44%	9
PARROTT MEDICAL CLINIC			9	100%	9
AVOW HOSPICE INC		9			9
FAMILY MEDICINE AT HUNTERS CREEK		9			9
PRIMARY CARE MEDICINE		8	1	11%	9
FAST PACE MEDICAL CLINIC		9			9
MOUNT DORA PEDIATRICS		8	1	11%	9
LIFE CARE CENTER OF PORT ST. LUCIE		6	3	33%	9
BAYA URGENT CARE LLC		1	8	89%	9
BAYFRONT HEALTH ST PETERSBURG		8	1	11%	9
ADVENTHEALTH MEDICAL GROUP CARE CLINIC AT		7	2	22%	9
RICHMOND UNIVERSITY MEDICAL CENTER		7	2	22%	9
LAKE NONA MEDICAL SERVICE LLC		9			9
WACO HHSSURGEWACO	1	6	1	13%	8
HARBORCHASE OF DR PHILLIPS		7	1	13%	8
FOUNTAINVIEW BY FIVE STAR QUALITY CARE		7	1	13%	8
DOCTOR'S IN HOUSE LAB			8	100%	8
JOHNS HOPKINS MEDICAL LABORATORIES		1	7	88%	8
BROOKDALE MANDARIN CENTRAL			8	100%	8
SURGOINSVILLE PHARMACY		8			8
MINUTECLINIC DIAGNOSTIC OF NORTH CARO		8			8
MID-HUDSON VALLEY DIVISION OF WESTCHESTER MEDICAL		8			8
ORMOND BEACH CENTRA CARE			8	100%	8
WHITE SANDS OUTPATIENT SERVICES (WSOP SERVICES LLC		8			8
MEDEXPRESS URGENT CARE - TIMBERLAKE		8			8
ATLANTIC CONSOLIDATED LABORATORY		8			8
MINIMALLY INVASIVE VASCULAR INC		8			8



# COVID-19: testing by laboratory

Data through Dec 26, 2020 verified as of Dec 27, 2020 at 09:25 AM

Data in this report are provisional and subject to change.

The numbers in the table below represent the number of Florida and non-Florida residents for whom test results were received by the Department of Health. A person can be tested by more than one laboratory and can have both positive and negative results. **Therefore, the sum of the numbers in each column will be larger than the total number of people tested.**

Reporting lab	Inconclusive	Negative	Positive	Percent positive	Total
MICHIGAN DEPARTMENT OF COMMUNITY HEALTH		1	7	88%	8
WELLMED AT LAKE COPELAND		5	3	38%	8
CIAN DIAGNOSTICS			8	100%	8
MEDEXPRESS URGENT CARE PARKERSBURG		7	1	13%	8
BAPTIST HEALTH			8	100%	8
TRINITY MEDICAL ASSOCIATES LLC			8	100%	8
BARTON PARKER OD PC		8			8
X-GENE MOLECULAR LABS		1	7	88%	8
MEDEXPRESS URGENT CARE - PANTOPS		7	1	13%	8
COASTAL FAMILY PRACTICE		5	3	38%	8
MEDEXPRESS URGENT CARE - CHRISTIANBURG		7	1	13%	8
EXECUTIVE MEDICAL SERVICES		8			8
HEALTHMARK REGIONAL HOSPITAL LAB		4	4	50%	8
BEST MEDICAL CENTER		8			8
MINUTECLINIC DIAGNOSTIC OF NORTH CAROLINA		8			8
MINUTECLINIC MINUTECLINIC #8746		8			8
TELEVISIT PALM BAY FAMILY PRACTICE		6	2	25%	8
FAMILY PRACTICE ON THE GO		6	2	25%	8
ROBERT WOOD JOHNSON HOSPITAL		7	1	13%	8
NORTHWEST FLORIDA ENT, PA		3	5	63%	8
LIFE CARE CITRUS COUNTY			8	100%	8
VETERAN AFFAIRS MEDICAL CENTER - JAMES J PETERS		6	2	25%	8
ALLINA HEALTH - ABBOTT NORTHWESTERN HOSPITAL		5	3	38%	8
ADVANCED DIAGNOSTIC LABORATORY		1	7	88%	8
MINUTECLINIC DIAGNOSTIC OF NORTH CAROLINA PC		8			8
ST. JOSEPH HOSPITAL AND HEALTH CARE INC.			8	100%	8
HOLIDAY MEDICAL ASSOCIATES		1	7	88%	8
BAPTIST OUTPATIENT			8	100%	8
BLOCK NATION CHASE		4	4	50%	8
PANCARE HEALTH - BAY COUNTY - YOUNGSTOWN		8			8
PASSPORT HEALTH			8	100%	8
ELMCROFT PINECREST		8			8
EMERGENCY MEDICAL CENTER		3	5	63%	8
COLLIER COUNTY HEALTH DEPT.		4	4	50%	8
L&S SENIOR CARE DBA ARCADIA OAKS		8			8
DOCTOR'S IN-HOUSE LAB/COMMUNITY HEALTH CENTERS OF PINELLAS - CLEARWATE			8	100%	8
TEXAS DEPARTMENT OF STATE HEALTH SERVICES		2	6	75%	8
FAMILY HEALTH CENTER			8	100%	8
CHILDRENS MEDICAL CENTER			8	100%	8
AVENTURA HOSPITAL AND MEDICAL CENTER			8	100%	8
FAMILY CARE PARTNERS URGENT CARE LLC		5	3	38%	8
MD NOW MEDICAL CENTERS INC			8	100%	8
INTERNAL MEDICINE ASSOCIATES OF JACKSON HOSPITAL			8	100%	8
NATURE COAST REGIONAL MEDICAL CENTER			8	100%	8
GOLISANO CHILDREN'S HOSPITAL OF SOUTHWEST FLORIDA		6	2	25%	8
ADVENT HEALTH - FOUR CORNERS ER		8			8
MOSOLF PEDIATRICS			8	100%	8

# COVID-19: testing by laboratory

Data through Dec 26, 2020 verified as of Dec 27, 2020 at 09:25 AM

Data in this report are provisional and subject to change.

The numbers in the table below represent the number of Florida and non-Florida residents for whom test results were received by the Department of Health. A person can be tested by more than one laboratory and can have both positive and negative results. **Therefore, the sum of the numbers in each column will be larger than the total number of people tested.**

Reporting lab	Inconclusive	Negative	Positive	Percent positive	Total
GENE STREET LABORATORIES, LLC		6	2	25%	8
SYLVESTER AT PLANTATION LABORATORY		7	1	13%	8
THE WOLFF CENTER FOR CHILD & ADOLESCENT HEALTH			8	100%	8
FHCP-ORANGE CITY			8	100%	8
HUNTINGTON VILLAGE URGENT CARE		8			8
CVS MINUTE CLINIC, LLC		6	2	25%	8
MINUTECLINIC DIAGNOSTIC PA		8			8
FORT HAMILTON URGENT CARE		8			8
CARROLL GARDENS URGENT CARE		8			8
HOLY NAME MEDICAL CENTER	1	6	1	13%	8
JX REF LAB			8	100%	8
NIGHT OWL PEDIATRICS URGENT CARE			8	100%	8
CVS PHARMACY NO 274		8			8
ADVENTHEALTH MEDICAL GROUP		8			8
MAINSTREET FAMILY CARE			8	100%	8
ALACHUA COUNTY HEALTH DEPARTMENT		1	7	88%	8
BEAUMONT EMERGENCY CENTER			8	100%	8
GENEUS DIAGNOSTICS			8	100%	8
UNIVERSITY MEDICAL CENTER		8			8
SAMARITAN HOSPITAL LABORATORY		7	1	13%	8
OHIO CVS STORES, LLC DBA		8			8
WESTCHESTER GENERAL HOSPITAL BLOOD GAS LAB			8	100%	8
THE MARY IMOGENE BASSETT HOSPITAL		7			7
GULF COAST MEDICAL GROUP		2	5	71%	7
The Waterford		7			7
DIEGO FALLON MD PA		5	2	29%	7
DORAL URGENT CARE			7	100%	7
Ocoee Health Care Center		7			7
THE VILLAGES HEALTH		5	2	29%	7
TRUE HEALTH DIAGNOSTICS		1	6	86%	7
CVS MINUTE CLINIC DIAGNOSTIC MED GRP OF CA		7			7
FLORIDA HOSPITAL WINTER PARK		6	1	14%	7
MEDEXPRESS URGENT CARE - BENTON HARBOR		7			7
MISSOURI DEPARTMENT OF HEALTH AND SENIOR SERVICES			7	100%	7
ST JUDE LABORATORIES		5	2	29%	7
St Joseph's Hospital & Medical Center		7			7
HEALTH CARE LABORATORY SERVICES		1	6	86%	7
CENTER ONE SURGERY CENTER		6	1	14%	7
CARENOW URGENT CARE-MADISON		7			7
ECLRS		2	5	71%	7
CENTRAL FLORIDA PEDIATRIC URGENT CARE LLC		6	1	14%	7
NORTON HEALTHCARE			7	100%	7
ACCESS PHARMACY		7			7
SCHOOL OF PHARMACY AND PHARMACEUTICAL		7			7
SEA LEVEL LABS			7	100%	7
DEPARTMENT OF HEALTH- CITRUS COUNTY			7	100%	7
SONATA BOYNTON BEACH		6	1	14%	7

# COVID-19: testing by laboratory

Data through Dec 26, 2020 verified as of Dec 27, 2020 at 09:25 AM

Data in this report are provisional and subject to change.

The numbers in the table below represent the number of Florida and non-Florida residents for whom test results were received by the Department of Health. A person can be tested by more than one laboratory and can have both positive and negative results. **Therefore, the sum of the numbers in each column will be larger than the total number of people tested.**

Reporting lab	Inconclusive	Negative	Positive	Percent positive	Total
Sunset Lake Health and Rehabilitation Center		7			7
ORLANDO HEALTH PHYSICIAN ASSOCIATES		4	3	43%	7
WYOMING COUNTY COMMUNITY HOSPITAL LABORATORY		7			7
MONTEFIORE NYACK HOSPITAL AFFILIATED LABORATORY		7			7
LEPE'S HOUSE			7	100%	7
LAKES DIALYSIS CENTER INC			7	100%	7
COMMUNITY MEDICAL AND DENTAL CARE INC		7			7
SUNSHINE ASSISTED LIVING		7			7
STERLING HOUSE OF PUNTA GORDA		7			7
PEDIATRICS OF CENTRAL FLORIDA		5	2	29%	7
MONROE COUNTY HOSPITAL		5	2	29%	7
HOLY GARDEN ALF, INC.		7			7
ORANGE PARK PEDIATRIC ASSOCIATES		1	6	86%	7
GUARDANT HEALTH		4	3	43%	7
PENINSULA CARE AND REHABILITATION CENTER			7	100%	7
HEARTLAND PEDIATRICS OF LAKE PLACID			7	100%	7
GENTRY PARK ORLANDO ASSISTED LIVING		6	1	14%	7
CHILDREN'S HEALTHCARE OF ATLANTA/EGLESTON		7			7
MINUTECLINIC #8699		4	3	43%	7
DOCTOR'S IN-HOUSE LAB/COMMUNITY HEALTH CENTERS OF PINELLAS –PINELLAS P			7	100%	7
BAPTIST PEDIATRICS		6	1	14%	7
FLORIDA CLINICAL LAB			7	100%	7
BRADENTON PHYSICIANS MEDICAL CENTER			7	100%	7
MEYER PEDIATRICS CHTD		7			7
VIRTUA VOORHEES HOSPITAL		5	2	29%	7
SACRED HEART HEALTH SYSTEM INC		7			7
CVS PHARMACY #8800		5	2	29%	7
FLORIDA DIGESTIVE AND LIVER SPECIALIST		7			7
AVON PARK PEDIATRICS			7	100%	7
IRL MARKET LAB			7	100%	7
FLORIDA HOSPITAL KISSIMMEE		4	3	43%	7
INN AT ASTON GARDENS AT PELICAN POINTE,THE		7			7
LEE COUNTY HEALTH DEPARTMENT		4	3	43%	7
PERSONAL PEDIATRICS PA		5	2	29%	7
SOUTH COM HEALTH CLINIC, DEPT. OF THE ARMY		7			7
ISLAND LAKE CENTER		3	4	57%	7
ALLEGRO - TAMPA	1	4	2	29%	7
LAKEVIEW HEALTH SYSTEMS			7	100%	7
DUVAL PHARMACY		4	3	43%	7
ARCHBOLD MEMORIAL HOSPITAL/LAB		3	4	57%	7
EAR NOSE AND THROAT ASSOCIATES OF MANATEE, P.A.		7			7
SARASOTA - ROBERT L TAYLOR COMMUNITY CENTER□		1	6	86%	7
LYNMOORE,THE		7			7
DOCTORS CLINICAL LABORATORY, INC		5	2	29%	7
Consulate Health Care of Brandon		7			7
NOVANT HEALTH INPATIENT CARE		2	5	71%	7
VETERANS AFFAIRS MEDICAL CENTER - OUTPATIENT			7	100%	7

# COVID-19: testing by laboratory

Data through Dec 26, 2020 verified as of Dec 27, 2020 at 09:25 AM

Data in this report are provisional and subject to change.

The numbers in the table below represent the number of Florida and non-Florida residents for whom test results were received by the Department of Health. A person can be tested by more than one laboratory and can have both positive and negative results. **Therefore, the sum of the numbers in each column will be larger than the total number of people tested.**

Reporting lab	Inconclusive	Negative	Positive	Percent positive	Total
SENIOR HOME CARE INC		7			7
Rosewood Healthcare and Rehabilitation Center		5	2	29%	7
BAY REGIONAL URGENT CARE		1	6	86%	7
KEYSTONE PLACE AT NAPLES PRESERVE		4	3	43%	7
BARTON HEALTH ALLIANCE		1	6	86%	7
MINUTECLINIC DIAGNOSTIC OF TN PC #378		6	1	14%	7
TNC WALK IN CLINIC		4	3	43%	7
DOH-TAMPA BRANCH LABORATORY (MLK BLVD)		3	4	57%	7
MEDLABS DIAGNOSTICS		7			7
WELLMED AT PORT ST LUCIE WEST		6	1	14%	7
MEDEXPRESS URGENT CARE - MAPLE DRIVE		7			7
MEDEXPRESS URGENT CARE MONACA		7			7
GOOD SAMARITAN SOCIETY OF DAYTONA		5	2	29%	7
DIAGNOSTIC CLINIC		6	1	14%	7
PBC FOUND CARE INC			7	100%	7
HEALTH NETWORK LABORATORIES		6	1	14%	7
UNIVERSITY OF WASHINGTON MEDICAL CENTER			7	100%	7
ALACHUA			7	100%	7
QUE		4	3	43%	7
METROPOLITAN HOSPITAL CENTER		6	1	14%	7
RIVER OAKS TREATMENT CENTER			7	100%	7
HOLMES COUNTY HEALTH DEPARTMENT		3	4	57%	7
WOODLAND TOWERS		6	1	14%	7
BAYLOR GENETICS		5	2	29%	7
PBSO WEST PALM FAMILY PRACTICE		1	6	86%	7
TRUE HEALTH		5	2	29%	7
LAB UNKNOW		6	1	14%	7
FLORIDA CENTER FOR DERMATOLOGY LABORATORY			7	100%	7
ST PETERSBURG PEDIATRICS-EAST BAY			7	100%	7
HEALTHWORKS MED GROUP OF FLORIDA PA		2	5	71%	7
SAINT PETER'S UNIVERSITY HOSPITAL		6			6
MID FLORIDA PATHOLOGY LLC		5	1	17%	6
CLEARWATER PEDIATRIC CARE		1	5	83%	6
WATAUGA MEDICAL CENTER		4	2	33%	6
CARE HERE		1	5	83%	6
LUMADOC HEALTH		4	2	33%	6
ROSS MEDICAL GROUP			6	100%	6
MINUTECLINIC DIAGNOSTIC OF HAWAII LLC		6			6
ENT AND ALLERGY ASSOCIATES OF FLORIDA LLC		6			6
CAPE CORAL URGENT CARE		3	3	50%	6
XPRESS URGENT CARE LLC		6			6
HEALTHPARK MEDICAL CENTER ABG LAB		5	1	17%	6
THOMAS JEFFERSON UNIVERSITY HOSPITAL		4	2	33%	6
CRESTVIEW URGENT CARE			6	100%	6
NORTH SHORE MEDICAL LABS		6			6
THE CLINIC PREMISE HEALTH			6	100%	6
DEBARY HEALTH AND REHABILITATION CENTER		6			6

# COVID-19: testing by laboratory

Data through Dec 26, 2020 verified as of Dec 27, 2020 at 09:25 AM

Data in this report are provisional and subject to change.

The numbers in the table below represent the number of Florida and non-Florida residents for whom test results were received by the Department of Health. A person can be tested by more than one laboratory and can have both positive and negative results. **Therefore, the sum of the numbers in each column will be larger than the total number of people tested.**

Reporting lab	Inconclusive	Negative	Positive	Percent positive	Total
SONORA QUEST LABORATORIES			6	100%	6
MINUTECLINIC, LLC #05038		6			6
LIFE'S SPECIAL MOMENTS INC		6			6
IMA MEDICAL CENTER		3	3	50%	6
URGENT TEAM MANAGEMENT OF TENNESSEE		6			6
PUBLIC HEALTH LAB		6			6
ETHOS LABORATORIES		6			6
ENIGMA DIAGNOSTIC, INC.			6	100%	6
THE VILLAGES REGIONAL HOSPITAL FREESTANDING		3	3	50%	6
TAMIAMI LAB MILLENIUM			6	100%	6
AARK LABORATORY		6			6
JACKSON CLINIC PA,THE		3	3	50%	6
FIRST COAST CARDIOVASCULAR INSTITUTE PA			6	100%	6
MC DIAGNOSTIC OF CONNECTICUT, PC #1960		6			6
FLORIDA MEDICAL SPECIALISTS		2	4	67%	6
GRACE REHABILITATION CENTER OF VERO BEACH		4	2	33%	6
KEYSTYLE LIVING LLC	1	5			6
COMMONWEALTH OF MASSACHUSETTS			6	100%	6
WILDLIGHT LAB			6	100%	6
ARLINGTON OF NAPLES		6			6
PATHLINE			6	100%	6
MEADOWCREST FAMILY PHYSICIANS PA			6	100%	6
CVS HEALTH, #3396		6			6
RED MOUNTAIN DIAGNOSTICS		6			6
ADVANCE URGENT CARE CENTER, LLC			6	100%	6
RIVERVIEW REGIONAL MEDICAL CENTER		6			6
JERSEY SHORE MEDICAL CENTER		6			6
BAYCARE ALLIANT HOSPITAL			6	100%	6
CVS MINUTE CLINIC DIAGNOSTIC OF TEXAS, LLC		6			6
BOCA VIPEDIATRICS			6	100%	6
UNILAB		2	4	67%	6
LUTHERAN HAVEN EXTENDED CONGREGATE CAR		6			6
KINDRED HOSPITAL CENTRAL TAMPA BLOOD GAS		6			6
MERCY HEALTH—MUSKEGON		5	1	17%	6
FLORIDA WOMAN CARE LABORATORY			6	100%	6
MINUTECLINIC, LLC, DBA MINUTECLINIC #6106		5	1	17%	6
FREEDOM SQUARE NURSING CENTER□			6	100%	6
CHILDREN'S HOSPITAL OF PHILADELPHIA		5	1	17%	6
BEACON AT GULF BREEZE, THE		6			6
LUTHERAN HAVEN ASSISTED LIVING		6			6
MEDEXPRESS URGENT CARE-LATROBE		6			6
JOSEF SCHENKER MD PC		6			6
AZALEA HEALTH		2	4	67%	6
CROSSROADS URGENT CARE		4	2	33%	6
LUXOR SCIENTIFIC LLC			6	100%	6
MINUTECLINIC DIAGNOSTIC OF MICHIGAN PC		6			6
CAPITAL HEALTH PLAN LABORATORIES			6	100%	6



# COVID-19: testing by laboratory

Data through Dec 26, 2020 verified as of Dec 27, 2020 at 09:25 AM

Data in this report are provisional and subject to change.

The numbers in the table below represent the number of Florida and non-Florida residents for whom test results were received by the Department of Health. A person can be tested by more than one laboratory and can have both positive and negative results. **Therefore, the sum of the numbers in each column will be larger than the total number of people tested.**

Reporting lab	Inconclusive	Negative	Positive	Percent positive	Total
LAKE MARY - STIRLING CENTER SUITE 202			6	100%	6
Thermopolis Rehabilitation Wellness		6			6
WALK IN URGENT CARE			6	100%	6
LABCORP TAMPA		5	1	17%	6
MIAMI BEACH COMMUNITY HEALTH CENTER INC			6	100%	6
CARENOW URGENT CARE-SOUTHLAKE			6	100%	6
MONTEFIORE MEDICAL CENTER LABORATORIES - WEILER		4	2	33%	6
BETH ISRAEL DEACONESS MEDICAL CENTER			6	100%	6
BAYCARE MEDICAL GROUP		1	5	83%	6
MEDEXPRESS URGENT CARE- MARYLAND		6			6
BAYCARE MEDICAL GROUP INC			6	100%	6
Manor Care of Dunedin		6			6
MINUTE CLINIC DIAGNOSTIC OF NEW JERSEY		6			6
FLORIDA HOSPITAL APOPKA		5	1	17%	6
MINUTECLINIC DIAGNOSTIC OF KANSAS, PA		6			6
MEDICAL CENTER AT OCEAN REEF		1	5	83%	6
AEGIS MEDICAL GROUP			6	100%	6
PENN MEDICINE PRINCETON MEDICAL CENTER		6			6
IU HEALTH PATHOLOGY		1	5	83%	6
AVALON FAMILY RESORT ASSISTED LIVING LLC		6			6
ISLAND COAST PEDIATRICS IN-HOUSE LAB		6			6
NEW YORK PRESBYTERIAN - LOWER MANHATTAN		6			6
ST LUKES ROOSEVELT LABORATORY		6			6
NORTH BEACH REHABILITATION CENTER		5	1	17%	6
MERCY COLLEGE HEALTH OFFICE		6			6
MEDEXPRESS URGENT CARE - ROBINSON TWP, STEUBENVILLE PIKE		6			6
SOUTH CAROLINA DEPARTMENT OF HEALTH			6	100%	6
PALMS, THE		6			6
GENETIC TECHNOLOGICAL INNOVATIONS			6	100%	6
MEDEXPRESS URGENT CARE - WINCHESTER GATEWAY		5	1	17%	6
LODGE HEALTH AND REHABILITATION CENTER, THE		6			6
Summit Medical Group Westfield Lab		6			6
Northwell Lab		2	4	67%	6
Hackensack Umc Mountainside		6			6
MEDEXPRESS URGENT CARE - MONROE		6			6
TIMBER CREEK PEDIATRICS		6			6
PALMETTO HEALTH ALLIANCE		3	3	50%	6
LAWTON CHILES HEALTH CENTER		1	5	83%	6
DOH JACKSONVILLE CENTRAL LABORATORY		3	3	50%	6
NOT INDICATED		1	5	83%	6
VERMONT DEPARTMENT OF HEALTH		1	5	83%	6
NOVALIFE MEDSPA			6	100%	6
CVS MINUTE CLINIC DIAGNOSTIC OF TEXAS,LLC		4	2	33%	6
Sovereign Laboratory Services, LLC		6			6
CAREWELL 301 - WARWICK			6	100%	6
TEXAS MEDCLINIC			6	100%	6
PROHEALTH MED		1	5	83%	6

# COVID-19: testing by laboratory

Data through Dec 26, 2020 verified as of Dec 27, 2020 at 09:25 AM

Data in this report are provisional and subject to change.

The numbers in the table below represent the number of Florida and non-Florida residents for whom test results were received by the Department of Health. A person can be tested by more than one laboratory and can have both positive and negative results. **Therefore, the sum of the numbers in each column will be larger than the total number of people tested.**

Reporting lab	Inconclusive	Negative	Positive	Percent positive	Total
MONTEFIORE MEDICAL CENTER LABORATORIES - NORTH		6			6
MINUTECLINIC DIAGNOSTIC OF NORTH CAROLINA, PC		5	1	17%	6
PATHGROUP LABS, LLC		4	2	33%	6
SOUTHERN OCEAN MEDICAL CENTER		5			5
UT SOUTHWESTERN MEDICAL CENTER			5	100%	5
FRANCES WARDE MEDICAL LABORATORY		2	3	60%	5
LANE PEDIATRICS PA			5	100%	5
AUTUMN OF SARASOTA		5			5
ILLINOIS DEPARTMENT OF PUBLIC HEALTH			5	100%	5
YORKVILLE PEDIATRIC URGENT CARE		5			5
JOE DIMAGGIO CHILDREN'S HOSPITAL		1	4	80%	5
THE UNIVERSITY OF VERMONT MEDICAL CENTER		4	1	20%	5
COOPER HOSPITAL/UNIVERSITY MEDICAL		5			5
NOVANT HEALTH UVA		2	3	60%	5
DOCS URGENT CARE		1	4	80%	5
PARRISH HEALTH CENTER		5			5
BETHESDA COMMUNITY HEALTH CENTER			5	100%	5
GRAND VILLA OF ALTAMONTE SPRINGS			5	100%	5
CVS MINUTE CLINIC DIAGNOSTIC OF NEW JERSEY		5			5
OSWEGO HOSPITAL LABORATORY		5			5
CENTREX CLINICAL LABS INC		5			5
MANATEE PEDIATRICS			5	100%	5
HENDRY REGIONAL CONVENIENT CARE CENTER			5	100%	5
MINUTECLINIC DIAGNOSTIC OF MICHIGAN		5			5
ORMOND MEDICAL ARTS		3	2	40%	5
BAPTIST HEALTH - TOWN CENTER			5	100%	5
JOSEF SCHENKER MD PC DBA CENTERS URGENT		4	1	20%	5
STATMED OCALA			5	100%	5
BAYSHORE LABORATORY		4	1	20%	5
DEPARTMENT OF HEALTH AND HUMAN SERVICES LANSING			5	100%	5
ST JOSEPH WOMENS HOSPITAL			5	100%	5
MEDEXPRESS URGENT CARE-MUNCIE		5			5
CORNER OAK ESTATE LLC		5			5
WOODHULL MEDICAL AND MENTAL HEALTH CTR		5			5
KENILWORTH CARE & REHABILITATION CENTER			5	100%	5
BROOKDALE CLERMONT			5	100%	5
DESOTO HEALTH AND REHAB LLC		3	2	40%	5
CROSSROADS URGENT CARE, PLLC		5			5
MEDEXPRESS URGENT CARE - BEECH GROVE		5			5
PEDIATRICS OF ALTAMONTE		5			5
WELLMED AT NEW TAMPA		3	2	40%	5
FAMILY MEDICINE OF WESTON LLC			5	100%	5
URGENT MEDICAL CENTER INC		2	3	60%	5
FLORIDA HOSPITAL LAKE MARY		5			5
FINLAY		1	4	80%	5
ROSEMONT GARDENS INC		5			5
MEDEXPRESS URGENT CARE - WASHINGTON		4	1	20%	5

# COVID-19: testing by laboratory

Data through Dec 26, 2020 verified as of Dec 27, 2020 at 09:25 AM

Data in this report are provisional and subject to change.

The numbers in the table below represent the number of Florida and non-Florida residents for whom test results were received by the Department of Health. A person can be tested by more than one laboratory and can have both positive and negative results. **Therefore, the sum of the numbers in each column will be larger than the total number of people tested.**

Reporting lab	Inconclusive	Negative	Positive	Percent positive	Total
ASCENSION ST VINCENT'S CLAY COUNTY			5	100%	5
MEDEXPRESS URGENT CARE - ELM GROVE		5			5
INDIAN RIVER PRIMARY CARE PA		5			5
BREVARD HEALTH ALLIANCE INC, THE			5	100%	5
GENTIVA HEALTH SERVICES		5			5
NORTH FLORIDA PEDIATRICS JASPER			5	100%	5
EXPRESS DOCS LLC			5	100%	5
CARLOS PORTU MD, PLLC			5	100%	5
GUTHRIE MEDICAL GROUP LABORATORIES		5			5
NATIONAL GENETICS INST LABCORP		1	4	80%	5
EGL GENETICS DIAGNOSTICS			5	100%	5
MEDEXPRESS URGENT CARE - WILLIAMSPORT		4	1	20%	5
PEDIATRICS OF CENTRAL FLORIDA – POINCIANA		3	2	40%	5
MINUTECLINIC DIAGNOSTIC OF PA, LLC (1036)		4	1	20%	5
BAPTIST PRIMARY BLACK CREEK SOUTH			5	100%	5
WADSWORTH CENTER - DAVID AXELROD INSTITUTE		5			5
BROWARD COUNTY HEALTH DEPT.			5	100%	5
Florida Clinical Laboratory		1	4	80%	5
LABCORP UNSPECIFIED		5			5
FLORIDA DEPARTMENT OF HEALTH - INVERNESS		3	2	40%	5
AEL KNOXVILLE			5	100%	5
OMNICARE PHARMACY OFTEXAS 1, LP DBA OMNICARE		5			5
SOUTHEASTERN PEDIATRIC ASSOCIATES			5	100%	5
RIVER CITY PRIMARY AND URGENT CARE			5	100%	5
HUNTINGTON URGENT CARE		5			5
Westchester General Hospital			5	100%	5
MEDICAL CENTER OF BLOUNTSTOWN			5	100%	5
KIDSVILLE PEDIATRICS			5	100%	5
XRL SXF REF LAB		5			5
UCF STUDENT HEALTH SERVICES LABORATORY		2	3	60%	5
CRESTWOOD MEDICAL CENTER		4	1	20%	5
GULF COAST VETERANS HCS PANAMA CITY OPC		5			5
UPMC HEALTH SYSTEM		4	1	20%	5
COMMUNITY HEALTH OF SOUTH FLORIDA			5	100%	5
MULBERRY CARE CENTER		2	3	60%	5
GLEN FALLS HOSPITAL DEPARTMENT OF PATHOLOGY		5			5
MAIMONIDES MEDICAL CENTER		4	1	20%	5
FLORIDA DEPARTMENT OF HEALTH IN MONROE COUNTY		2	3	60%	5
ADVENT HEALTH - DELTONA ER		1	4	80%	5
WEST PACIFIC MEDICAL LABORATORY			5	100%	5
PRECISION DIAGNOSTICS INC - NJ		5			5
Kennedy University Hospital		5			5
MEDEXPRESS ELKINS		5			5
BAY BREEZE HEALTH AND REHABILITATION CENTER		5			5
CORAL LANDING ASSISTED LIVING		5			5
OPTUM SILVER LAKES			5	100%	5
MINUTE CLINIC DIAGNOSTIC OF SC, LLC #42		4	1	20%	5

# COVID-19: testing by laboratory

Data through Dec 26, 2020 verified as of Dec 27, 2020 at 09:25 AM

Data in this report are provisional and subject to change.

The numbers in the table below represent the number of Florida and non-Florida residents for whom test results were received by the Department of Health. A person can be tested by more than one laboratory and can have both positive and negative results. **Therefore, the sum of the numbers in each column will be larger than the total number of people tested.**

Reporting lab	Inconclusive	Negative	Positive	Percent positive	Total
ELLIS HOSPITAL LABORATORY		5			5
MAXHEALTH		4	1	20%	5
CURATIVE CARE CENTER INC		1	4	80%	5
DR PHILLIPS MEDICAL WELLNESS CENTER		5			5
HUNTERS CREEK PEDIATRICS		5			5
PRECISION LABS LLC		2	3	60%	5
MEDEXPRESS URGENT CARE - RICHMOND, NINE MILE RD		5			5
MINUTECLINIC DIAGNOSTIC OF PENNSYLVANIA, LLD #1545		5			5
STEWART MELBOURNE HOSPITAL			5	100%	5
RUSH UNIVERSITY MEDICAL CENTER LABORATORY			5	100%	5
MINUTECLINIC, LLC		5			5
CARL R DARNALL ARMY MEDICAL CENTER			5	100%	5
WESTMINSTER SHORES			5	100%	5
NEW HAMPSHIRE DEPARTMENT OF HEALTH AND HUMAN SERVICES		3	2	40%	5
ST CHARLES HOSPITAL LABORATORY		5			5
MINUTE CLINIC		1	4	80%	5
BENSONHURST URGENT CARE		5			5
ADVENTHEALTH EXPRESS CARE AT WALGREENS			5	100%	5
PEDIATRIC URGENT HEALTH CARE			5	100%	5
CLEVELAND TENNESSEE HOSPITAL COMPANY		5			5
DALLAS COUNTY HEALTH AND HUMAN SERVICES			5	100%	5
MANATEE COUNTY JAIL		4	1	20%	5
MIAMI COMPREHENSIVE MEDICINE GROUP PA		4	1	20%	5
CHAMPLAIN VALLEY PHYSICIANS HOSPITAL		3	2	40%	5
WAKEMED		1	4	80%	5
CITRUS COUNTY HEALTH DEPARTMENT		4	1	20%	5
INTERNAL MEDICINE SPECIALISTS			5	100%	5
URGENT CARE & FAMILY PRACTICE CENTER			5	100%	5
ADVENTHEALTH MEDICAL GROUP FAMILY & INTERNAL		2	3	60%	5
UF HEALTH			5	100%	5
MEDEXPRESS URGENT CARE - MIDLOTHIAN		5			5
RICH STREET GROUP HOME			5	100%	5
CONCENTRA			5	100%	5
ST JOHNS BIOMEDICAL LAB		5			5
MINUTECLINIC DIAGNOSTIC OF NEW JERSEY,		5			5
CLEVELAND CLINIC MARTIN HEALTH NURSING & RESTORATIVE		5			5
GERALD J KIVETT MD		5			5
SONATA DELRAY BEACH		4	1	20%	5
SUTTER TRACY COMMUNITY HOSPITAL			5	100%	5
EL PARAISO HOME INC		5			5
ATLANTIC COMMUNITY HIGH SCHOOL		4	1	20%	5
WELLIGENT			5	100%	5
BOCA BIOLISTICS LLC			5	100%	5
VIBRANT AMERICA		3	2	40%	5
URGENT CARE OF LONGWOOD			5	100%	5
MEDEXPRESS URGENT CARE-ALTOONA		5			5
NELSON BIOLOGICAL			5	100%	5

# COVID-19: testing by laboratory

Data through Dec 26, 2020 verified as of Dec 27, 2020 at 09:25 AM

Data in this report are provisional and subject to change.

The numbers in the table below represent the number of Florida and non-Florida residents for whom test results were received by the Department of Health. A person can be tested by more than one laboratory and can have both positive and negative results. **Therefore, the sum of the numbers in each column will be larger than the total number of people tested.**

Reporting lab	Inconclusive	Negative	Positive	Percent positive	Total
HILLSBOROUGH COUNTY HEALTH DEPARTMENT			5	100%	5
FLORIDA CANCER SPECIALISTS & RESEARCH INSTITUTE		4	1	20%	5
MOUNT SINAI BROOKLYN LABORATORY		4	1	20%	5
LAKE NONA PEDIATRICS IN ASSOCIATION WITH NEMOURS		5			5
NORTHPORT MEDICAL CENTER LAB		5			5
UT MEMPHIS UNIVERSITY HEALTH SERVICES			5	100%	5
BEACH HOUSE		5			5
ST VINCENT'S CHILTON		4	1	20%	5
TANNER MEDICAL CENTER EAST AL		5			5
DAVITA DIALYSIS		4	1	20%	5
NORTHERN DUTCHESS HOSPITAL LABORATORY		5			5
UNIVERSITY OF CHICAGO MEDICAL CENTER LAB			5	100%	5
INDIANA STATE DEPARTMENT OF HEALTH		1	4	80%	5
LORI MCAULIFFE MD PA			5	100%	5
Army Residence Community		5			5
MINUTECLINIC DIAGNOSTIC OF VIRGINIA		4			4
CARENOW URGENT CARE-GREEN HILLS		4			4
COLLIER HMA PHYSICIAN MANAGEMENT, LLC			4	100%	4
VALDOSTA FAMILY MEDICINE			4	100%	4
PRIMECARE		2	2	50%	4
MED LABS DIAGNOSTICS		3	1	25%	4
UNILAB OF DADE INC			4	100%	4
NEULIFE NEUROLOGICAL SERVICES LLC			4	100%	4
SunTerrace Health Care Center		3	1	25%	4
HAMPTON ALF AT 24TH ROAD LLC			4	100%	4
ST VINCENT'S ST CLAIR		2	2	50%	4
UHEALTH UNIVERSITY OF MIAMI			4	100%	4
Walker BaptistMedCtr		3	1	25%	4
ORCHID COVE		2	2	50%	4
Orchid Cove at Sarasota		4			4
MEASE COUNTRYSIDE HOSPITAL			4	100%	4
GARDENS HEALTH NH LLC		4			4
FHMG_FM AND IM AVALON PARK		1	3	75%	4
FISHERMEN'S HOSPITAL			4	100%	4
UW MEDICINE VIROLOGY LAB			4	100%	4
FCHC (OB)-DARWIN SQUARE CTR.			4	100%	4
BARBARA O'REILLY MD PA		4			4
CLINICAL LABORATORIES OF THE BUFFALO		3	1	25%	4
PALM BEACH CANCER INSTITUTE			4	100%	4
CENTERPLACE HEALTH, INC			4	100%	4
MINUTE CLINIC DIAGNOSTIC OF MICHIGAN PC		4			4
GENEVA GENERAL HOSPITAL LABORATORY		3	1	25%	4
FLORIDA MEDICAL CL ODOM TPA		1	3	75%	4
CORONA PATHOLOGY		4			4
WYOMING PUBLIC HEALTH LAB			4	100%	4
ADVENT HEALTH CENTRA CARE - ORANGE LAKE		1	3	75%	4
DR. PHILLIPS MEDICAL WELLNESS CENTER		2	2	50%	4



# COVID-19: testing by laboratory

Data through Dec 26, 2020 verified as of Dec 27, 2020 at 09:25 AM

Data in this report are provisional and subject to change.

The numbers in the table below represent the number of Florida and non-Florida residents for whom test results were received by the Department of Health. A person can be tested by more than one laboratory and can have both positive and negative results. **Therefore, the sum of the numbers in each column will be larger than the total number of people tested.**

Reporting lab	Inconclusive	Negative	Positive	Percent positive	Total
BIRMINGHAM VAMC		1	3	75%	4
BELLIN HEALTH LAB		1	3	75%	4
CARENOW URGENT CARE-WEST END		4			4
MEDEXPRESS URGENT CARE-DUBOIS		4			4
SANFORD SOUTH UNIVERSITY		4			4
MINUTECLINIC, LLC #03965		4			4
CONSULATE HEATH CARE AT WEST ALTAMONTE			4	100%	4
Okeechobee Health Care Facility		4			4
CARE ONE PRIMARY CARE			4	100%	4
CVS MINUTE CLINIC DIAGNOSTIC MED GRP OF SAN		2	2	50%	4
BENEVA LAKES HEALTHCARE & REHAB CENTER			4	100%	4
FLORIDA HEALTHCARE OF ORLANDO			4	100%	4
MEDEXPRESS URGENT CARE - MARKHAM STREE		3	1	25%	4
ELTINGVILLE CIRCLE URGENT CARE		4			4
LAKE FOREST PARK OP CO LLC		4			4
THE DOCTORS CENTER HEALTHCARE-SOUTHSIDE		1	3	75%	4
LAKE REGIONAL URGENT CARE			4	100%	4
MINUTECLINIC, LLC #244		4			4
MINUTE CLINIC DIAGNOSTIC OF PENNSYLVANIA		4			4
PENNSYLVANIA DEPARTMENT OF HEALTH BUREAU OF LABORATORIES			4	100%	4
FIFTH AVENUE PEDIATRICS		3	1	25%	4
ADVENTHEALTH NEW SMYRNA BEACH COMMUNITY HEALTH			4	100%	4
SHARP MEMORIAL HOSPITAL MICROBIOLOGY DEPT			4	100%	4
DYNACARE LABORATORIES			4	100%	4
MEDEXPRESS URGENT CARE - SWANSEA, N ILLINOIS ST		4			4
MAILBOX DIAGNOSTICS		2	2	50%	4
AHC Decatur County		4			4
GRAND VILLA OF ENGLEWOOD		1	3	75%	4
MINUTECLINIC DIAGNOSTIC OF VIRGINIA, LLC #1656		4			4
MINUTECLINIC DIAGNOSTICS OF IND, LLC		4			4
PASSPORT HEALTH OF TAMPA BAY		4			4
COLUMBIA MEMORIAL HOSPITAL LABORATORY		4			4
ENCOMPASS HOME HEALTH		4			4
COVENIENT CARE MEDICAL CLINIC			4	100%	4
ACE BIOMEDICAL LABS LLC			4	100%	4
GREENVILLE MEMORIAL HOSPITAL LAB			4	100%	4
DIAGNOSTECHS		4			4
CHILDREN'S MEDICAL GROUP		4			4
MEDEXPRESS URGENT CARE - MBURG COMMONS		4			4
IMIC INC RESEARCH			4	100%	4
FAMILY MEDICINE AT LONGWOOD			4	100%	4
UNIVERSITY OF MIAMI MILLER SCHOOL OF MEDICINE			4	100%	4
CELERION			4	100%	4
FLORIDA CANCER SPECIALISTS AND RESEARCH		2	2	50%	4
Millennium Nursing & Rehab Center		4			4
CAPTAIN JAMES A. LOVELL FEDERAL HEALTHCARE CENTER			4	100%	4
OPTUM PRIMARY CARE - FOUNTAIN OAKS			4	100%	4

# COVID-19: testing by laboratory

Data through Dec 26, 2020 verified as of Dec 27, 2020 at 09:25 AM

Data in this report are provisional and subject to change.

The numbers in the table below represent the number of Florida and non-Florida residents for whom test results were received by the Department of Health. A person can be tested by more than one laboratory and can have both positive and negative results. **Therefore, the sum of the numbers in each column will be larger than the total number of people tested.**

Reporting lab	Inconclusive	Negative	Positive	Percent positive	Total
Heartland of Boynton Beach			4	100%	4
MEDEXPRESS URGENT CARE - MT LEBANON		3	1	25%	4
MINUTECLINIC DIAGNOSTIC OF TN PC #6415		4			4
FLAGLER HEALTH SERVICES INC			4	100%	4
DOTHAN PEDIATRIC CLINIC			4	100%	4
THONOTOSASSA COMMUNITY HEALTH CENTER		1	3	75%	4
PEACEHEALTH LABORATORIES		3	1	25%	4
ADVENT HEALTH - TUSKAWILLA		4			4
Stratford Court of Palm Harbor		4			4
Health Care Center of Jacksonville			4	100%	4
ELITE MEDICAL CENTER			4	100%	4
HELIX KH UC			4	100%	4
FHCP – ORMOND BEACH			4	100%	4
JUPITER MEDICAL CENTER URGENT CENTER			4	100%	4
FLORIDA HOSPITAL ALTAMONTE		2	2	50%	4
SIGNATURE CARE MONTROSE		2	2	50%	4
JOHN T MATHER MEMORIAL HOSPITAL LABORATORY		4			4
Park Ridge Nursing Center		3	1	25%	4
MEDEXPRESS URGENT CARE-PITTSFIELD		4			4
MEDICINE SHOPPE #1306 THE		3	1	25%	4
APEX HOME HEALTH CARE		4			4
PRL NYC PANDEMIC RESPONSE LAB			4	100%	4
MINUTECLINIC DIAGNOSTIC OF NEW JERSEY, LLC # 7069		4			4
ELITE MD GROUP INC		1	3	75%	4
OKLAHOMA STATE DEPARTMENT OF HEALTH-PUBLIC HEALTH LABORATORY			4	100%	4
PANIRA HEALTHCARE CLINIC			4	100%	4
REDMED OF CROSSTOWN		1	3	75%	4
MINUTE CLINIC LLC #5733		4			4
MIZELL MEMORIAL HOSPITAL			4	100%	4
UNIVERSITY OF WASHINGTON MEDICAL CENTER (UWMC) EMERGENCY DEPT.			4	100%	4
CVS MINUTE CLINIC DIAGNOSTIC PA		3	1	25%	4
OCHSNER MEDICAL CENTER			4	100%	4
LONG ISLAND JEWISH FOREST HILLS HOSPITAL		4			4
MD NOW MEDICAL CENTER INC			4	100%	4
Bardmoor Oaks Healthcare and Rehabilitation Center		3	1	25%	4
DYNAMIC HEALTH CENTERS INC		2	2	50%	4
BOROPARK URGENT CARE		3	1	25%	4
WESLEY CHAPEL INTERNAL MEDICINE AND PEDIATRICS			4	100%	4
TARPON SPRINGS PEDIATRICS, LLC			4	100%	4
TENDER CARE ALF		4			4
RIO PINAR HEALTH CARE			4	100%	4
URGENT TEAM - MUSCLE SHOALS		4			4
TIFFANY LAKE CARE CENTERS INC		4			4
REHABILITATION CENTER AT JUPITER GARDENS		4			4
VRL LABORATORIES			4	100%	4
DEPARTMENT OF HEALTH AND HUMAN SERVICES STATE OF NEW HAMPSHIRE			4	100%	4
SHEEPSHEAD BAY URGENT CARE		4			4

# COVID-19: testing by laboratory

Data through Dec 26, 2020 verified as of Dec 27, 2020 at 09:25 AM

Data in this report are provisional and subject to change.

The numbers in the table below represent the number of Florida and non-Florida residents for whom test results were received by the Department of Health. A person can be tested by more than one laboratory and can have both positive and negative results. **Therefore, the sum of the numbers in each column will be larger than the total number of people tested.**

Reporting lab	Inconclusive	Negative	Positive	Percent positive	Total
VITAL CARE URGENT CARE			4	100%	4
LEON MEDICAL CENTERS, LLC			4	100%	4
PALM BEACH COUNTY HEALTH DEPARTMENT LABORATORY			4	100%	4
PR HEALTH			4	100%	4
MINUTECLINIC MINUTECLINIC #4977		3	1	25%	4
MCR HEALTH LAWTON CHILES ADMINISTRATION STE A		1	3	75%	4
PHYSICIANS IMMEDIATE CARE AURORA			4	100%	4
MEDEXPRESS URGENT CARE - CLARKSBURG		4			4
SIMEDHEALTH LLC		2	2	50%	4
FLORIDA MEDICAL CLINIC - MULTI SPECIALTY CAMPUS		1	3	75%	4
PALM HARBOR DERMATOLOGY		4			4
SOUTH FLORIDA FAMILY HEALTH & RESEARCH CTR			4	100%	4
SIGNATURE CARE EMERGENCY CENTER		2	2	50%	4
PERDIDO URGENT CARE			4	100%	4
FLORIDA HEART AND VASCULAR			4	100%	4
DTR LABS		3	1	25%	4
CONCENTRA URGENT CARE		1	3	75%	4
REHABILITATION CENTER OF WINTER PARK,THE			4	100%	4
KANSAS DEPARTMENT OF HEALTH		2	2	50%	4
UNION CITY MANOR NURSING CENTER		4			4
MIAMI CANCER INSTITUTE			4	100%	4
GNT ASSOCIATES		3	1	25%	4
Nemours Children's Urgent Care			4	100%	4
FLORENCE - HUNTSVILLE HOSPITAL URGENT CARE		3	1	25%	4
PUTNAM HOSPITAL CENTER LABORATORY		4			4
WATSON THERAPEUTICS		1	3	75%	4
MARSHALL MEDICAL CENTER SOUTH LAB		3	1	25%	4
ADVENTIST HEALTH SYSTEM FLORIDA DEPT OF HEALTH		3	1	25%	4
PACIFICA SENIOR LIVING OCALA		4			4
MINUTE-CLINIC DIAGNOSTIC OF VIRGINIA, LLC #794		4			4
FORT PIERCE FAMILY CARE INC		3	1	25%	4
THE PLAZA AT PARKSQUARE		4			4
EXPRESS TESTING-ONE			4	100%	4
BARTON MEMORIAL HOSPITAL		3	1	25%	4
RAINBOW PEDIATRIC CENTER PA		3	1	25%	4
MINUTECLINIC DIAGNOSTIC OF TEXAS		4			4
MEDEXPRESS URGENT CARE - LAFAYETTE		4			4
GENUS DIAGNOSTICS			4	100%	4
West Gate Village, LLC		4			4
NORTHEAST ALABAMA REGIONAL MEDICAL CENTER		2	2	50%	4
CALUSA HARBOUR			4	100%	4
SOUTHWESTERN REGIONAL MEDICAL CENTER - TULSA		4			4
GRAND VILLA OF CLEARWATER		4			4
MINUTECLINIC DIAGNOSTIC OF SC, LLC #2		4			4
MEDEXPRESS URGENT CARE-KATY		4			4
CELAL GUROL ERBAY, MD			4	100%	4
KENDALL REGIONAL MEDICAL CNTR			4	100%	4

# COVID-19: testing by laboratory

Data through Dec 26, 2020 verified as of Dec 27, 2020 at 09:25 AM

Data in this report are provisional and subject to change.

The numbers in the table below represent the number of Florida and non-Florida residents for whom test results were received by the Department of Health. A person can be tested by more than one laboratory and can have both positive and negative results. **Therefore, the sum of the numbers in each column will be larger than the total number of people tested.**

Reporting lab	Inconclusive	Negative	Positive	Percent positive	Total
CITYMD		1	3	75%	4
ATMORE NURSING CENTER		3	1	25%	4
LABS PLUS LLC		4			4
ADVENTHEALTH MEDICAL GROUP PEDIATRICS AT		2	2	50%	4
OPTIMAL CARE PEDIATRICS			4	100%	4
AHEC CLINIC		1	3	75%	4
ORLANDO FAMILY MEDICAL INC		4			4
SONIC REFERENCE LABORATORY			4	100%	4
MIAMI COMMUNITY HEALTH CENTER INC		1	3	75%	4
OMNICARE PHARMACY OF TEXAS 1		4			4
OKLAHOMA STATE UNIVERSITY DIAGNOSTIC LAB			4	100%	4
PANCARE HEALTH YOUNGSTOWN			4	100%	4
CAREWELL 202			4	100%	4
L3HARRIS FAMILY MEDICAL CENTER			4	100%	4
INTERMARKET FACILITY			4	100%	4
SOUTHEASTERN REGIONAL MEDICAL CENTER			4	100%	4
LA MER NH LLC			4	100%	4
MEDEXPRESS URGENT CARE - FAYETTEVILLE		2	2	50%	4
NEWPATH DIAGNOSTICS		4			4
ABSOLUTE HEALTH		4			4
INFECTION CONTROL/ EMPHEALTH		3	1	25%	4
IGENEX INC		4			4
VIERA PEDIATRICS		1	3	75%	4
UTAH DEPARTMENT OF HEALTH			4	100%	4
BAYLOR ESOTERIC AND MOLECULAR LAB			4	100%	4
BOCA SIMON LAB		1	3	75%	4
HEALTHY MINORS PEDIATRIC URGENT CARE		4			4
Sunrise Health and Rehabilitation Center			4	100%	4
Westminster Manor		3	1	25%	4
EAST BANK HOSPITAL - UNIVERSITY OF MINNESOTA MEDICAL CENTER			4	100%	4
WATERTOWN URGENT CARE PLLC		4			4
MEDEXPRESS URGENT CARE - CULPEPER		4			4
MEDEXPRESS URGENT CARE MURRYSVILLE		3	1	25%	4
COMPUNET CLINICAL LAB			4	100%	4
BIOTEST PLASMA CENTER		4			4
MARSHFIELD LABORATORIES			4	100%	4
MEDEXPRESS URGENT CARE, BUTLER		3	1	25%	4
INTERNAL MEDICINE LIPID AND WELNNESS PRACTICE			4	100%	4
INSPIRED LIVING AT PALM BAY		4			4
FLO-MEDILAB SERVICES LLC			4	100%	4
YAZJI PEDIATRIC CARE LLC DBA TUKA PEDIATRICS			4	100%	4
JUPITER ISLAND MEDICAL CLINIC INC		4			4
ALVARO J DANGOND MD PA		4			4
MD ANDERSON			4	100%	4
NCHMD INC			4	100%	4
MEDEXPRESS URGENT CARE HUNTINGTON		4			4
CDRX INFUSION			4	100%	4

# COVID-19: testing by laboratory

Data through Dec 26, 2020 verified as of Dec 27, 2020 at 09:25 AM

Data in this report are provisional and subject to change.

The numbers in the table below represent the number of Florida and non-Florida residents for whom test results were received by the Department of Health. A person can be tested by more than one laboratory and can have both positive and negative results. **Therefore, the sum of the numbers in each column will be larger than the total number of people tested.**

Reporting lab	Inconclusive	Negative	Positive	Percent positive	Total
MIRIMUS INC		1	3	75%	4
ADVENT HEALTH APOPKA		2	2	50%	4
CARENOW URGENT CARE - WINTER SPRINGS		3	1	25%	4
COPELAND MEDICAL CLINIC		3	1	25%	4
HEALTH AND WELLNESS CENTER			4	100%	4
MEDEXPRESS URGENT CARE - GLENDALE		4			4
SUPERIOR RESIDENCES AT CALA HILLS		4			4
PM PEDIATRICS OF SELDEN		3	1	25%	4
KETTERING HEALTH			4	100%	4
MARION AND BERNARD L SAMSON NURSING CENTER			4	100%	4
MEMORIAL HEALTH CARE SYSTEMS			4	100%	4
MEDEXPRESS URGENT CARE CHARLESTON		4			4
CAPE COD HOSPITAL			4	100%	4
ADVENT HEALTH MEDICAL GROUP- FAMILY MEDICINE AT DR. PHILIPS		1	3	75%	4
ACCENT PHYSICIAN SPECIALISTS PA		4			4
CENTERPLACE HEALTH			4	100%	4
MC DIAGNOSTIC OF CONNECTICUT PC #459		4			4
RELIANT ACUTE CARE			4	100%	4
COMPREHENSIVE CLINICAL RESEARCH, LLC			4	100%	4
MINUTE CLINIC DIAGNOSTIC OF TEXAS, LLC		4			4
LEMOYNE COLLEGE WELLNESS CENTER FOR		4			4
ABBAY MANOR RETIREMENT RESIDENCE INC		4			4
TRIDENT BIOMETRICS		3	1	25%	4
ADRIANA M CASTRO MD PA		3			3
MEDEXPRESS URGENT CARE-NESHANNOCK TWP		2	1	33%	3
MEDEXPRESS URGENT CARE - KOKOMO		3			3
TERENCE B MITCHELL MD, INC			3	100%	3
ORANGE PARK PEDIATRICS			3	100%	3
CAMPAZZI CONCIERGE MEDICAL SERVICES		2	1	33%	3
FLORIDA MENTOR-POINT WEST CLUSTER		3			3
HELIX LW UC		1	2	67%	3
MINUTECLINIC DIAGNOSTIC OF NORTH CAROLINA PC #7054		3			3
NC STATE LABORATORY OF PUBLIC HEALTH		3			3
NORTH DAKOTA DEPT OF HEALTH MICROBIOLOGY		1	2	67%	3
BAPTIST PRIMARY CARE, INC.		2	1	33%	3
CVS MINUTE CLINIC DIAG OF IND LLC #5206		2	1	33%	3
ACCESS HEALTH CARE		2	1	33%	3
ADVANCED PEDIATRICS OF BOCA LLC			3	100%	3
Enterprise Health and Rehabilitation Center		3			3
AMERICAN SCIENTIFIC LABORATORIES LLC			3	100%	3
CAREWELL URGENT CARE			3	100%	3
Bainbridge Health and Rehab		3			3
FLORIDA LABORATORY ANALYSIS, LLC			3	100%	3
ADVENTHEALTH CAR CENTER APOPKA			3	100%	3
ASSOCIATES MD CYPRESS CREEK			3	100%	3
CVS MINUTE CLINIC			3	100%	3
PUBLIC HEALTH TRUST OF MIAMI DADE COUNTY			3	100%	3



# COVID-19: testing by laboratory

Data through Dec 26, 2020 verified as of Dec 27, 2020 at 09:25 AM

Data in this report are provisional and subject to change.

The numbers in the table below represent the number of Florida and non-Florida residents for whom test results were received by the Department of Health. A person can be tested by more than one laboratory and can have both positive and negative results. **Therefore, the sum of the numbers in each column will be larger than the total number of people tested.**

Reporting lab	Inconclusive	Negative	Positive	Percent positive	Total
CAYUGA COUNTY HEALTH DEPARTMENT		3			3
ALLIED PHYSICIANS GROUP PLLC		3			3
QUEST DIAGNOSTICS PSC			3	100%	3
MONTANA DEPARTMENT OF PUBLIC HEALTH & HUMAN SERVICES			3	100%	3
ST VINCENT'S URGENT CARE		3			3
WYOMING DEPT OF HEALTH			3	100%	3
WEST TN HEALTH MED NORTH		3			3
NORTH SHORE HEMATOLOGY-ONCOLOGY ASSOCIATES, PC		3			3
NIGHT LITE PEDIATRICS CENTER		1	2	67%	3
APEX CLINICAL LABORATORIES INC		3			3
BETH ISRAEL MEDICAL CENTER LABS		3			3
ST LUKES HOSPITAL LABORATORY		2	1	33%	3
CTRS			3	100%	3
WALGREENS #07502		3			3
URGENT TEAM		2	1	33%	3
MEDEXPRESS URGENT CARE - TARENTUM		3			3
CROSSVILLE MEDICAL GROUP		1	2	67%	3
VA OUTPATIENT CLINIC-NEW PORT RICHEY			3	100%	3
LEE CONVENIENT CARE AT SUMMERLIN			3	100%	3
GYN PATH SERVICES			3	100%	3
PRISMA HEALTH MIDLANDS			3	100%	3
LEESBURG COMMUNITY HEALTH CENTERS			3	100%	3
GIBBENS FAMILY MEDICAL, LLC		2	1	33%	3
HAWTHORNE INN OF LAKELAND		3			3
URGENT CARE OF ERWIN		3			3
PINELLAS PARK HEALTH CENTER - PINELLAS CHD		1	2	67%	3
KENTUCKY CABINET FOR HEALTH AND FAMILY SERVICES			3	100%	3
ADVENTHEALTH MEDICAL GROUP PEDIATRIC & ADOLESCENT		3			3
CENTRAL DUPAGE HOSPITAL			3	100%	3
LAFAYETTE NURSING AND REHAB			3	100%	3
SANDGATE GARDENS REHAB & NURSING CENTER		2	1	33%	3
ANN STORCK CENTER INC		3			3
BAPTIST OUTPATIENT SERVICES			3	100%	3
CALIFORNIA DEPARTMENT OF PUBLIC HEALTH			3	100%	3
APOLLO GARDENS RETIREMENT RESIDENCE CARE		3			3
MPG JACKSONVILLE ATLANTIC BLVD		1	2	67%	3
QUATRACOR PLLC		3			3
PPD - IXLAYER		3			3
ENTRUST IMMEDIATE CARE			3	100%	3
CVS MINUTE CLINIC, LLC #22		2	1	33%	3
PHYSICIANS IMMEDIATE CARE ELGIN			3	100%	3
COLLIER BLVD HMA PHYSICIAN MANAGEMENT,, LLC			3	100%	3
MULBERRY'S MOBILE PROVIDER SERVICES LLC□			3	100%	3
PULSE & REMEDY LLC			3	100%	3
BAPTIST HEALTH MEDICAL CENTER			3	100%	3
Magnolia Health and Rehab Center			3	100%	3
FLORIDA HEALTH CARE PLANS STIRLING CENTER			3	100%	3

# COVID-19: testing by laboratory

Data through Dec 26, 2020 verified as of Dec 27, 2020 at 09:25 AM

Data in this report are provisional and subject to change.

The numbers in the table below represent the number of Florida and non-Florida residents for whom test results were received by the Department of Health. A person can be tested by more than one laboratory and can have both positive and negative results. **Therefore, the sum of the numbers in each column will be larger than the total number of people tested.**

Reporting lab	Inconclusive	Negative	Positive	Percent positive	Total
MEDEXPRESS URGENT CARE - IRVING		3			3
MEDEXPRESS URGENT CARE - SUMMERSVILLE, WEBSTER RD		3			3
MINUTECLINIC DIAGNOSTIC OF RHODE ISLAND		2	1	33%	3
MINUTECLINIC DIAGNOSTIC OF LOUISIANA		2	1	33%	3
NORTH NAPLES HOSPITAL RESPIRATORY THERAPY DEPARTMENT			3	100%	3
WINDER NURSING INC DBA WINDER HEALTH CARE		3			3
PM PEDIATRICS OF BAYSIDE PLLC		3			3
MAYO		1	2	67%	3
GRACE WELLNESS CENTER		2	1	33%	3
PENSACOLA PEDIATRICS MILTON			3	100%	3
FLORIDA MEDICAL CLINIC IM MLK		3			3
US SPECIALTY LABS			3	100%	3
LEWIS COUNTY MANOR		3			3
DOCTORS MEDICAL CENTER OF WALTON COUNTY CLINIC			3	100%	3
REELFOOT FAMILY WALK IN CLINIC		2	1	33%	3
NYC PUBLIC HEALTH LABS			3	100%	3
ADVENT HEALTH - TIMBERRIDGE ER		2	1	33%	3
LISTENING DOCTOR PLLC, THE			3	100%	3
AMELIA ASSISTED LIVING FACILITY		3			3
MINUTE-CLINIC DIAGNOSTIC OF VIRGINIA, LLC #2003		2	1	33%	3
BRADENTON PHYSICIAN MEDICAL CENTER			3	100%	3
EMORY BENNETT VETERANS NURSING HOME		3			3
WATSON THERAPEUTICS INC			3	100%	3
CULLMAN REGIONAL URGENT CARE		2	1	33%	3
BROOKDALE SENIOR LIVING			3	100%	3
HEALTHCARE NETWORK OF SOUTHWEST FLORIDA			3	100%	3
CAMELLIA AT DEERWOOD			3	100%	3
CORTLAND REGIONAL MEDICAL CENTER		3			3
MINUTE-CLINIC DIAGNOSTIC OF VIRGINIA		2	1	33%	3
DEPARTMENT OF PATHOLOGY ROME MEMORIAL		3			3
CIGNA PBSO WEST PALM			3	100%	3
DOTHAN WEST FAMILY MEDICINE		2	1	33%	3
ADVENTHEALTH SEBRING- INFECTION CONTROL DEPARTMENT			3	100%	3
ADVANCED URGENT CARE OF MARATHON			3	100%	3
MARYLAND STATE DEPT OF HEALTH	2		1	33%	3
NEWSTAR MEDICAL LABORATORIES		3			3
COURTYARD GARDENS OF BOYNTON BEACH, LLC		1	2	67%	3
KEY WEST URGENT CARE, INC		3			3
MARION COUNTY FIRE RESCUE		3			3
Clearwater Center		3			3
KISSIMMEE URGENT CARE		3			3
LAHEY CLINIC MEDICAL CENTER			3	100%	3
LIFEHOPE LABS			3	100%	3
MINUTECLINIC, LLC #4230		2	1	33%	3
MEDEXPRESS URGENT CARE - TEAYS VALLEY		3			3
SURETOX LABORATORY LLC		2	1	33%	3
State Lab Unspecifd			3	100%	3

# COVID-19: testing by laboratory

Data through Dec 26, 2020 verified as of Dec 27, 2020 at 09:25 AM

Data in this report are provisional and subject to change.

The numbers in the table below represent the number of Florida and non-Florida residents for whom test results were received by the Department of Health. A person can be tested by more than one laboratory and can have both positive and negative results. **Therefore, the sum of the numbers in each column will be larger than the total number of people tested.**

Reporting lab	Inconclusive	Negative	Positive	Percent positive	Total
ERIE COUNTY PUBLIC HEALTH CLINICAL		3			3
MEDEXPRESS URGENT CARE, JOHNSTOWN		2	1	33%	3
AUSTIN PUBLIC HEALTH			3	100%	3
GLADES COUNTY DETENTION CENTER			3	100%	3
YORK HOSPITAL - LABORATORY			3	100%	3
ASPEN VALLEY HOSPITAL			3	100%	3
BARONESS ERLANGER HOSPITAL		3			3
FLORIDA MENTOR		3			3
MEDEXPRESS - NEW CASTLE, DUPONT HWY		3			3
AVANTE AT MT DORA		1	2	67%	3
TRUE HEALTH – LAKE UNDERHILL		3			3
VITAS HEALTHCARE			3	100%	3
MONTANA PUBLIC HEALTH LAB			3	100%	3
ABSOLUTE GENOMICS			3	100%	3
ORCHID COVE DAYTONA			3	100%	3
DISCOVERY VILLAGE AT STUART		1	2	67%	3
CGH MEDICAL CENTER			3	100%	3
MEDEXPRESS URGENT CARE-HERSHEY		2	1	33%	3
MINUTECLINIC DIAGNOSTIC OF TN PC #566		3			3
AVANTE INVERNESS		1	2	67%	3
COVENANT PEDIATRICS		1	2	67%	3
MEDICAL CENTER ENTERPRISE			3	100%	3
ALOHA HOME CARE LLC DBA ACCENTCARE HOME HEALTH OF		3			3
WINDSOR OF LAKEWOOD RANCH,THE		3			3
PALM BEACH CDH - DELRAY BEACH			3	100%	3
REGIONAL MEDICAL LAB			3	100%	3
THOMAS LANGLEY			3	100%	3
GARCIA MORALES NELSON			3	100%	3
VELOCITY CARE			3	100%	3
MEDIC INFUSION PA		3			3
ORLANDO REGIONAL HEALTH SERVICES		1	2	67%	3
CUMBERLAND MEDICAL CENTER INC		3			3
NORTHWEST FLORIDA CLINICAL LAB		1	2	67%	3
ADVENT HEALTH - WESTCHASE ER			3	100%	3
BRENTWOOD SENIOR LIVING AT ST PETE			3	100%	3
MEDEXPRESS URGENT CARE-PASADENA		3			3
JACKSON SOUTH COMMUNITY HOSPITAL LAB			3	100%	3
GONZALEZ MD AND ASWAD MD HEALTH SERVICES			3	100%	3
RIVERWOOD CENTER,THE			3	100%	3
CAPITAL HEALTH LABORATORY INC			3	100%	3
ADVENT HEALTH MEDICAL GROUP FAMILY MEDICINE			3	100%	3
TARRANT COUNTY PUBLIC HEALTH		3			3
CVS MINUTE CLINIC DIAGNOSTIC OF WISCONSIN		3			3
MEDEXPRESS URGENT CARE MORGANTOWN		3			3
PATIENT FIRST - ALLENTOWN			3	100%	3
JEFFERSON COUNTY HEALTH DEPARTMENT-MONTICELLO		2	1	33%	3
ST BARNABAS HOSPITAL		3			3

# COVID-19: testing by laboratory

Data through Dec 26, 2020 verified as of Dec 27, 2020 at 09:25 AM

Data in this report are provisional and subject to change.

The numbers in the table below represent the number of Florida and non-Florida residents for whom test results were received by the Department of Health. A person can be tested by more than one laboratory and can have both positive and negative results. **Therefore, the sum of the numbers in each column will be larger than the total number of people tested.**

Reporting lab	Inconclusive	Negative	Positive	Percent positive	Total
PUTNAM COUNTY EMERGENCY RESCUE SERVICE		3			3
LOUISIANA DEPT. OF HEALTH AND HOSPITALS-INFECTIOUS DISEASE EPI SECTION			3	100%	3
Centrastate Medical Center		2	1	33%	3
MD NOW URGENT CARE - DELRAY WEST			3	100%	3
UNIVERSITY OF MICHIGAN		2	1	33%	3
MINUTECLINIC DIAGNOSTIC OF TN PC #386		3			3
NOVANT HEALTH PRESBYTERIAN		2	1	33%	3
NAVAL MEDICAL CENTER SAN DIEGO			3	100%	3
IOWA DEPARTMENT OF PUBLIC HEALTH			3	100%	3
DEACONESS HOSPITAL			3	100%	3
WILLIAM A HINTON STATE LABORATORY INSTITUTE		1	2	67%	3
The Crossroads		3			3
BROOKDALE ORANGE PARK		3			3
MUNSON MEDICAL CENTER			3	100%	3
URGENT TEAM - HUNTSVILLE		3			3
WELLMED AT PLANT CITY		2	1	33%	3
TERRACE OF ST CLOUD, THE		2	1	33%	3
HILLVIEW LABORATORY			3	100%	3
WANTAGH URGENT CARE		3			3
THE LODGE AND REHABILITATION CENTER		3			3
FAMILY MEDICINE AT WINTER PARK			3	100%	3
Baldwin Pediatrix		3			3
TUFTS MEDICAL CENTER			3	100%	3
UNITY HEALTH AND REHABILITATION CENTER			3	100%	3
PM PEDIATRICS OF SELDEN PLLC		3			3
LATCHER LABORATORY OF A O FOX MEMORIAL		2	1	33%	3
RHEA MEDICAL CENTER		3			3
MEDICAL SERVICES OF AMERICA HOME HEALTH		3			3
NORTH BROWARD HOSPITAL DISTRICT HEALTHCARE FOR THE HOMELESS			3	100%	3
VICAR'S LANDING NURSING HOME		2	1	33%	3
DICKSON MEDICAL ASSOCIATES PC PATH LAB		3			3
URGENT DOC - URGENT CARE CLINIC			3	100%	3
PALMS WEST HOSPITAL			3	100%	3
MEDEXPRESS URGENT CARE MARTINSBURG		2	1	33%	3
ORLANDO ORTHOPAEDIC OUTPATIENT SURGERY CENTER		1	2	67%	3
ACCESS HOME HEALTH OF FLORIDA LLC		3			3
SOUTHERN LABORATORY SERVICES OF NWF		3			3
CONSOLIDATED LABORATORY SERVICES			3	100%	3
BROOKDALE OAKBRIDGE		1	2	67%	3
CRESTVIEW IMMEDIATE CARE LL			3	100%	3
NEMOURS CHILDRENS PRIMARY CARE HORIZON WEST			3	100%	3
CVS MINUTE CLINIC DIAGNOSTIC OF TEXAS		3			3
MOBILE RESPONSE DIAGNOSTICS LLC		3			3
FLORIDA CLINICAL LABORATORY - BIOREFERENCE LABORATORIES		2	1	33%	3
SUNSHINE PEDIATRICS OF CENTRAL FLORIDA PL		1	2	67%	3
URGENT CARE - OCONEE		2	1	33%	3
MINUTECLINIC DIAG OF IND, LLC #2387		3			3

# COVID-19: testing by laboratory

Data through Dec 26, 2020 verified as of Dec 27, 2020 at 09:25 AM

Data in this report are provisional and subject to change.

The numbers in the table below represent the number of Florida and non-Florida residents for whom test results were received by the Department of Health. A person can be tested by more than one laboratory and can have both positive and negative results. **Therefore, the sum of the numbers in each column will be larger than the total number of people tested.**

Reporting lab	Inconclusive	Negative	Positive	Percent positive	Total
ARDEN COURTS OF PALM HARBOR			3	100%	3
MICHIGAN HEALTH CLINIC LABORATORIES		2	1	33%	3
OPENTRONS PRL		2	1	33%	3
BEEBE MEDICAL CENTER LABORATORY		3			3
ALLIANCE LABS @LRMC			3	100%	3
PINELLAS POINT NURSING AND REHAB			3	100%	3
SJH			3	100%	3
LONGWOOD PEDIATRICS LLC			3	100%	3
THE CLINIC OF PEDIATRICS & GI MEDICINE, INC			3	100%	3
UNC HOSPITAL/MCLENDON CLINICAL LABORATORIES			3	100%	3
MACCLENNY NURSING AND REHAB			3	100%	3
PRORENATA LABS		1	2	67%	3
MID FLORIDA CLINICAL LABORATORY		2	1	33%	3
INSPIRA MEDICAL CENTER VINELAND LAB		2	1	33%	3
CITIZENS BAPTIST MEDICAL CENTERS LAB		3			3
DIXIE COUNTY HEALTH DEPARTMENT		2	1	33%	3
PARTNERS PHARMACY OF FLORIDA LLC		3			3
NOVADX		2	1	33%	3
GREATER MOBILE URGENT CARE – SPRINGHILL			3	100%	3
Fouraker Hills Rehab and Nursing			3	100%	3
PRIMARY CARE WALK IN CLINIC PLLC			3	100%	3
FLORIDA DEPARTMENT OF HEALTH IN MIAMI DADE COUNTY		2	1	33%	3
CORTLAND COUNTY HEALTH DEPARTMENT		3			3
ESTERO FIRE RESCUE		3			3
MOBIL LAB FOR ALL INC		3			3
HELIX MEDICAL CENTERS		1	2	67%	3
PEDIATRICS AND ADOLESCENT MEDICINE		2	1	33%	3
CARE ATC - CITY OF BOYNTON BEACH			3	100%	3
Nashville Central Laboratory		3			3
SEMINOLE FAMILY HEALTH CENTER		3			3
ACCENTCARE		3			3
BAYCARE MEDICAL GROUP INC			3	100%	3
BETTERMED URGENT CARE			3	100%	3
ELITE PRIMARY CARE OF WAYCROSS			3	100%	3
GROVES CENTER			3	100%	3
ESTATES MEDICAL CENTER INC			3	100%	3
MADISON COUNTY HEALTH DEPARTMENT		3			3
METHODIST HOSPITAL			3	100%	3
QUINTON MEMORIAL HEALTH CARE CENTER		3			3
PREMIER CLINICAL RESEARCH INSTITUTE INC			3	100%	3
NEMOURS CHILDRENS PRIMARY CARE MAITLAND			3	100%	3
RAPID CITY RUGENT CARE			3	100%	3
NORTHSIDE HOSPITAL		2	1	33%	3
MOULTRIE CREEK NURSING AND REHAB			3	100%	3
SIGNATURE CARE PFLUGERVILLE			3	100%	3
CULLMAN REGIONAL MEDICAL CENTER		2	1	33%	3
NORTHERN LIGHT LABORATORY		1	2	67%	3



# COVID-19: testing by laboratory

Data through Dec 26, 2020 verified as of Dec 27, 2020 at 09:25 AM

Data in this report are provisional and subject to change.

The numbers in the table below represent the number of Florida and non-Florida residents for whom test results were received by the Department of Health. A person can be tested by more than one laboratory and can have both positive and negative results. **Therefore, the sum of the numbers in each column will be larger than the total number of people tested.**

Reporting lab	Inconclusive	Negative	Positive	Percent positive	Total
MEDEXPRESS URGENT CARE - FORT WORTH S		2	1	33%	3
ORLANDO MEDICAL CENTER PL			3	100%	3
MEDICAL CENTER AFFILIATES WEST PALM			3	100%	3
SMOKY MOUNTAIN URGENT CARE AND FAMILY MEDICINE CENTER			3	100%	3
HARBOUR'S EDGE		2	1	33%	3
LOVING CARE OF THE TREASURE COAST LLC	1	2			3
SCIENTIFIC LABORATORY DIVISION			3	100%	3
MEDEXPRESS - COLLINSVILLE BELT LINE		3			3
MEDEXPRESS URGENT CARE - SOUTH PARKERSBURG		3			3
TULLAHOMA HMA, LLC		2	1	33%	3
CARESPOT-WELLINGTON			3	100%	3
FAMILY MEDICINE AT WATERMAN		3			3
MEDEXPRESS URGENT CARE-ARLINGTON		2	1	33%	3
WESTWOOD NURSING & REHAB		1	2	67%	3
LOYOLA UNIVERSITY MEDICAL CENTER LABORATORY			3	100%	3
AFC PHYSICIANS OF FLORIDA PA			3	100%	3
ALLIANCE FOR MULTISPECIALTY RESEARCH		3			3
BOLING, STEPHANIE		3			3
VILLAGES HEALTH, THE		3			3
PREMIER FAMILY AND SPORTS MEDICINE		2	1	33%	3
MEDFUSION		2	1	33%	3
SANFORD MOBILE LAB			3	100%	3
MEDEXPRESS URGENT CARE - PRINCETON		3			3
ORLANDO CLINICAL RESEARCH CENTER		3			3
TRUE HEALTH- HOFFNER		3			3
ONSLOW MEMORIAL HOSPITAL LABORATORY		3			3
SENTARA NORFOLK GENERAL HOSPITAL CENTRAL LAB			3	100%	3
PATHOLOGY REFERENCE LAB LLC			3	100%	3
EXETER HOSPITAL		3			3
BIG BEND HOSPICE INC		3			3
BAY COUNTY HEALTH DEPARTMENT		3			3
MEDEXPRESS URGENT CARE - RICHMOND, W BROAD ST		3			3
TAMPA		1	2	67%	3
SSM HEALTH ST LOUIS MICROBIOLOGY LABORATORY		1	2	67%	3
MEDFIRST URGENT CARE			3	100%	3
INNOVATIVE COVID-DIVERSEY			3	100%	3
Hunterdon Medical Center Laboratory		3			3
VIDANT MEDICAL CENTER			3	100%	3
LEXINGTON MEDICAL CENTER		1	2	67%	3
PEDIATRICS BY THE SEA JOG RD OFFICE			3	100%	3
VAIL VALLEY MEDICAL CENTER			3	100%	3
MANORCARE NURSING & REHABILITATION CENTER-NAPLES		3			3
THOMAS INTERNAL MEDICINE		3			3
ALABAMA DEPARTMENT OF PUBLIC HEALTH		1	2	67%	3
Gulfport Rehabilitation Center			3	100%	3
Life Care Center of Citrus County		2	1	33%	3
URGENT CARE AT LONGWOOD			3	100%	3

# COVID-19: testing by laboratory

Data through Dec 26, 2020 verified as of Dec 27, 2020 at 09:25 AM

Data in this report are provisional and subject to change.

The numbers in the table below represent the number of Florida and non-Florida residents for whom test results were received by the Department of Health. A person can be tested by more than one laboratory and can have both positive and negative results. **Therefore, the sum of the numbers in each column will be larger than the total number of people tested.**

Reporting lab	Inconclusive	Negative	Positive	Percent positive	Total
GENOME LLC	1		2	67%	3
MONROE COUNTY DEPT OF PUBLIC HEALTH ST		3			3
MAGNOLIA PEDIATRICS GROUP LLC			3	100%	3
DACH MAIN LAB			3	100%	3
MINUTECLINIC, LLC, MINUTECLINIC #7637		3			3
LINCOLN MEDICAL CENTER		3			3
SOFTLAB			3	100%	3
MEDICAL CENTER OF THE ROCKIES			3	100%	3
MEDEXPRESS URGENT CARE PLEASANT HILLS		3			3
ADVENT HEALTH - CENTRAL PASCO ER			3	100%	3
SHERMAN-ABRAMS LABORATORY INC		3			3
PANCARE HEALTH - ALTHA PUBLIC			3	100%	3
MEDEXPRESS URGENT CARE - HUNTINGTON WE		3			3
SPRING LAKE REHABILITATION CENTER			3	100%	3
VIRGINIA DIVISION OF CONSOLIDATED LABORATORIES			3	100%	3
MEDEXPRESS URGENT CARE - HOT SPRINGS		3			3
FLORIDA MEDICAL ASSOCIATES LLC			3	100%	3
LEE MEMORIAL HEALTH SYSTEM		2	1	33%	3
HIALEAH SHORES NURSING AND		2	1	33%	3
MEDICAL UNIVERSITY SC HOSPITAL			3	100%	3
MEDEXPRESS URGENT CARE - WEIRTON		3			3
DANIEL M LIBBY MD PLLC		3			3
TIFTON CARECONNECT URGENT CARE			3	100%	3
MEDEXPRESS - NEWARK		3			3
PARRISH MEDICAL CENTER-WAIVED TESTING		3			3
Broadview Multi-Care Center		3			3
NORTH SHORE HOSP. INFECTION CONTROL			3	100%	3
MEDEXPRESS URGENT CARE - BLUEFIELD		2	1	33%	3
JOHNNIE RUTH CLARKE LAB			2	100%	2
INTEGRITY CLINICAL RESEARCH CENTER INC		1	1	50%	2
TIEHH BIOTERRORISM RESPONSE LAB			2	100%	2
OUR LADY OF THE LAKE REGIONAL MEDICAL CENTER			2	100%	2
MEMORIAL SLOAN KETTERING CANCER CENTER		1	1	50%	2
MORTON PLANT NORTH BAY HOSPITAL			2	100%	2
MAIN STREET MEDICAL CENTER OF CRESTVIEW PA			2	100%	2
MONTEFIORE MEDICAL CENTER LABS MONTEFIORE		1	1	50%	2
KINDRED HOSPITAL OCALA		2			2
SPECTRA LABS		1	1	50%	2
ALL PEDIATRIC CARE PA			2	100%	2
METHODIST MANSFIELD MEDICAL CENTER			2	100%	2
STANFORD HEALTH CARE ANATOMIC PATHOLOGY & CLINICAL LAB			2	100%	2
PRESBYTERIAN HOME		2			2
NEW GEN LABS			2	100%	2
ST. LUKE'S HOSPITAL - BETHLEHEM CAMPUS		1	1	50%	2
HEARTLAND - CHARLESTON OF HANAHAN SC,		2			2
STUDENT HEALTH SERVICES			2	100%	2
GULF COAST REGIONAL MEDICAL CARE		2			2

# COVID-19: testing by laboratory

Data through Dec 26, 2020 verified as of Dec 27, 2020 at 09:25 AM

Data in this report are provisional and subject to change.

The numbers in the table below represent the number of Florida and non-Florida residents for whom test results were received by the Department of Health. A person can be tested by more than one laboratory and can have both positive and negative results. **Therefore, the sum of the numbers in each column will be larger than the total number of people tested.**

Reporting lab	Inconclusive	Negative	Positive	Percent positive	Total
THE HOSPITAL OF PROVIDENCE EMERGENCY ROOM			2	100%	2
ROPER HOSPITAL			2	100%	2
MEMORIAL HERMANN CONSOLIDATED LABORATORY SERVICES			2	100%	2
ST. ELIZABETH HEALTHCARE			2	100%	2
MEDEXPRESS URGENT CARE FOX CHAPEL		2			2
DELAWARE DIAGNOSTICS LABS			2	100%	2
ROYAL PALM MEDICAL GROUP, INC		2			2
GULF COAST PEDIATRICS OF SARASOTA PA		1	1	50%	2
EMORY UNIVERSITY HOSPITAL			2	100%	2
JUPITER INTERNAL MEDICINE AND ASSOCIATES			2	100%	2
MID - FLORIDA PATHOLOGY LLC		1	1	50%	2
BENEVA LAKES ASSISTED LIVING CENTER			2	100%	2
ONE MEDICAL GROUP		1	1	50%	2
CVS MINUTE CLINIC DIAGNOSTIC OF VIRGINIA		2			2
COL CROSSROAD		1	1	50%	2
FLAGLER PROFESSIONAL HEALTH CAE SERVICES INC		2			2
MC DIAGNOSTIC OF CONNECTICUT, PC #775		1	1	50%	2
INTERNAL MEDICINE & PEDIATRICS WELLNESS CENTER			2	100%	2
PELICAN LANDING		1	1	50%	2
MC DIAGNOSTIC OF CONNECTICUT, PC #1966		2			2
CELEBRATION PEDIATRICS PA			2	100%	2
DMC UNIVERSITY LABORATORIES		1	1	50%	2
LEGACY ER & URGENT CARE - FRISCO WEST			2	100%	2
THE FOUNTAIN AT BOCA CIEGA BAY		2			2
GULF COAST IMMEDIATE CARE CENTER		1	1	50%	2
REGIONS HOSPITAL LABORATORY			2	100%	2
NLC LABS			2	100%	2
JEFFERSON WASHINGTON TOWNSHIP HOSPITAL		2			2
SPRING HILL REGIONAL HOSPITAL			2	100%	2
BROOME COUNTY HEALTH DEPARTMENT		1	1	50%	2
THE PATHOLOGY LABORATORY		1	1	50%	2
ORLANDO LUTHERAN TOWERS		1	1	50%	2
TMH EC NORTHEAST LABORATORY			2	100%	2
MEDSTAR HARBOR HOSPITAL			2	100%	2
WHITE WILSON MEDICAL CENTER NEPHROLOGY			2	100%	2
SACRED HEART HOSPITAL ON THE EMERALD			2	100%	2
STEWART ST ELIZABETH MEDICAL CENTER			2	100%	2
MARTIN MEDICAL CENTER INC		1	1	50%	2
PRECISION DIAGNOSTIC INC		2			2
HARLEM HOSPITAL CENTER		2			2
WALGREENS #13605		2			2
CHEROKEE COUNTY HEALTH AND REHAB CENTER		2			2
Grand Villa of Dunedin			2	100%	2
MEDEXPRESS URGENT CARE - SOUTH CHARLESTON		2			2
Rosedale Green		2			2
DEPARTMENT OF HEALTH AND HUMAN SERVICES			2	100%	2
EMERALD COAST CENTER			2	100%	2

# COVID-19: testing by laboratory

Data through Dec 26, 2020 verified as of Dec 27, 2020 at 09:25 AM

Data in this report are provisional and subject to change.

The numbers in the table below represent the number of Florida and non-Florida residents for whom test results were received by the Department of Health. A person can be tested by more than one laboratory and can have both positive and negative results. **Therefore, the sum of the numbers in each column will be larger than the total number of people tested.**

Reporting lab	Inconclusive	Negative	Positive	Percent positive	Total
FEDERAL CORRECTIONAL INSTITUTION MARIANNA			2	100%	2
NURSING PLUS OF BROWARD LLC		1	1	50%	2
NORTHWELL HEALTH			2	100%	2
ACCESS MEDICAL GROUP OF FLORIDA CITY			2	100%	2
WISCONSIN STATE LABORATORY OF HYGIENE		1	1	50%	2
NORTON IMMEDIATE CARE CENTER - PRESTON			2	100%	2
DISCOVERY VILLAGE AT THE FORUM		2			2
MEASE COUNTRYSIDE HOSPITAL CARDIAC REH			2	100%	2
EXPRESS CARE OF TAMPA BAY LLC		1	1	50%	2
MINUTECLINIC, DIAGNOSTIC OF TEXAS, LL		2			2
VAULT HEALTH			2	100%	2
FHPG FAMILY MEDICAL CENTER OF TAMPA BAY		1	1	50%	2
DOCTOR 4 U CLINIC			2	100%	2
KINGS BAY PEDIATRICS LLC			2	100%	2
CLAY PRIMARY & FAMILY CARE LLC			2	100%	2
EMERALD TRACE		2			2
ADVANCED MEDICAL CARE			2	100%	2
DEPARTMENT OF HEALTH AND HUMAN SERVICES DIVISION OF BEHAVIORAL HEALTH		1	1	50%	2
URGENT MED INC		1	1	50%	2
WOMENS CARE FLORIDA LLC-LABORATORY		2			2
ADVANCED URGENT CARE CENTER OF THE UPPER KEYS			2	100%	2
MADISON HOSPITAL LABORATORY			2	100%	2
ST LUKES HOSPITAL			2	100%	2
CALIFORNIA DIVISION OF COMMUNICABLE DISEASE CONTROL			2	100%	2
TRICORE REFERENCE LABORATORY		1	1	50%	2
HANOVER ENDOSCOPY CENTER		2			2
Warren Center for Rehabilitation and Nursing		2			2
Metro West Nursing and Rehab			2	100%	2
Workmens Circle Multicare Center		2			2
ALVERNO CLINICAL LABORATORIES			2	100%	2
WASHINGTON STATE DEPARTMENT OF HEALTH PUBLIC HEALTH LABORATORIES			2	100%	2
FLORIDA MEDICAL CLINIC -INTERNAL MED DADE CITY			2	100%	2
MINUTECLINIC DIAGNOSTIC PA #3344		2			2
MOBILE COUNTY HEALTH DEPARTMENT		1	1	50%	2
INA		1	1	50%	2
POMERENE HOSPITAL			2	100%	2
VILLA HEALTH NH LLC			2	100%	2
THE CLUB AT BOYNTON BEACH, LLC			2	100%	2
MINUTECLINIC DIAGNOSTIC OF TN, PC 4992		2			2
Robert Cranfield			2	100%	2
NEMOURS CHILDREN'S PRIMARY CARE THE VILLAGES		2			2
SCIENTIFIC LABORATORY COMPANY		2			2
RELIANT IMMUNE DIAGNOSTICS			2	100%	2
MINUTECLINIC DIAGNOSTIC OF ILLINOIS		1	1	50%	2
MINUTE CLINIC LLC #5706		1	1	50%	2
SOUTH DAKOTA DEPARTMENT OF HEALTH		2			2
SPARROW CENTRAL LAB			2	100%	2

# COVID-19: testing by laboratory

Data through Dec 26, 2020 verified as of Dec 27, 2020 at 09:25 AM

Data in this report are provisional and subject to change.

The numbers in the table below represent the number of Florida and non-Florida residents for whom test results were received by the Department of Health. A person can be tested by more than one laboratory and can have both positive and negative results. **Therefore, the sum of the numbers in each column will be larger than the total number of people tested.**

Reporting lab	Inconclusive	Negative	Positive	Percent positive	Total
MEDEXPRESS URGENT CARE - MOUNTAIN HOME		2			2
AVANTE AT OCALA INC			2	100%	2
WISE HEALTH SYSTEM		1	1	50%	2
BRIGHAM AND WOMEN'S HOSPITAL			2	100%	2
UNIVERSTIY OF ILLINOIS HOSPITAL			2	100%	2
TRUE HEALTH INC			2	100%	2
CLINICAL LABORATORY		2			2
NORTHDAL REHABILITATION CENTER			2	100%	2
MID-FLORIDA HEMATOLOGY AND ONCOLOGY CENTERS		2			2
CHAPPEL GROUP RESEARCH, THE		2			2
CELEBRATION PEDIATRICS			2	100%	2
IN AND OUT URGENT CARE			2	100%	2
PTC LABORATORIES			2	100%	2
KINGS COUNTY HOSPITAL CENTER			2	100%	2
ST VINCENTS AMBULATORY CARE INC DBA			2	100%	2
LIFE CARE CENTER OF PALM BAY		2			2
PruittHealth Lakehaven		2			2
BETHPAGE EXTENDED HOURS CENTER		2			2
MEDICAL CITY DALLAS HOSPITAL			2	100%	2
BIOHEALTH MEDICAL LAB INC			2	100%	2
Conway Lakes Health and Rehabilitation Center		2			2
MEDEXPRESS URGENT CARE - CEDAR KNOLLS		2			2
MED FUSION			2	100%	2
MEDEXPRESS URGEN CARE - EAST BRUNSWICK		2			2
MEDEXPRESS URGENT CARE LAVALE		2			2
VALLEY BAPTIST MEDICAL CENTER: BROWNSVILLE			2	100%	2
BIOMAT USA			2	100%	2
MINUTECLINIC, LLC #03268		2			2
THE PALMS REHABILITATION AND HEALTHCARE CENTER		2			2
MINUTECLINIC DIAG OF IND, LLC #6483		1	1	50%	2
MEDEXPRESS URGENT CARE - FREDERICK		2			2
MORRISTOWN MEMORIAL HOSPITAL		2			2
NORTH DADE NURSING AND REHABILITATION CENTER			2	100%	2
PEACEHEALTH CENTRAL		2			2
SWEETWATER NURSING CENTER		2			2
FLORIDA SCHOOL FOR THE DEAF & BLIND			2	100%	2
HCR MANOR CARE SERVICES OF FLORIDA III INC		2			2
PREMIER URGENT CARE CENTER LLC			2	100%	2
MEDEXPRESS URGENT CARE-SELINGSGROVE		2			2
ADVANCED URGENT CARE LLC			2	100%	2
FLORIDA DEPARTMENT OF HEALTH (FDOH)			2	100%	2
HOLY FAMILY MEDICAL CENTER		1	1	50%	2
CVA MINUTE CLINIC DIAGNOSTIC OF VIRGINIA, LLC		2			2
VIRGINIA DEPT OF HEALTH OFFICE OF EPIDEMIOLOGY			2	100%	2
CPL LABS			2	100%	2
MC DIAGNOSTIC OF CONNECTICUT , PC # 3		2			2
PHYSICIANS REGIONAL MEDICAL CTR - COLLIER BLVD			2	100%	2



# COVID-19: testing by laboratory

Data through Dec 26, 2020 verified as of Dec 27, 2020 at 09:25 AM

Data in this report are provisional and subject to change.

The numbers in the table below represent the number of Florida and non-Florida residents for whom test results were received by the Department of Health. A person can be tested by more than one laboratory and can have both positive and negative results. **Therefore, the sum of the numbers in each column will be larger than the total number of people tested.**

Reporting lab	Inconclusive	Negative	Positive	Percent positive	Total
87TH MEDICAL GROUP – MCGUIRE AMBULATORY CARE FACILITY		2			2
JOHNS HOPKINS ALL CHILDRENS			2	100%	2
OHIO DEPARTMENT OF HEALTH			2	100%	2
ACCESS LABORATORIES LLC			2	100%	2
LAKE MARY HEALTH AND REHABILITATION CENTER		1	1	50%	2
SCDHEC BUREAU OF LABORATORIES			2	100%	2
Jackson Health Care Facility			2	100%	2
ADVANCED RESEARCH FOR HEALTH IMPROVEMENT		1	1	50%	2
TMH PHYSICIAN PARTNERS BLOUNTSTOWN			2	100%	2
SHORE MEDICAL CENTER		2			2
SPECIALTY LABORATORIES			2	100%	2
RIVERVIEW MEDICAL CLINIC		2			2
SENIOR LIVING IV SUN CITY LLC		2			2
MINUTECLINIC, LLC #1796		1	1	50%	2
PRINCETON BMC LABORATORY		2			2
HAWAII DEPARTMENT OF HEALTH			2	100%	2
ADVENT HEALTH CENTRAL TEXAS		1	1	50%	2
UNITED MEMORIAL MEDICAL CENTER			2	100%	2
HOUSTON HEALTH DEPARTMENT - BUREAU OF LABORATORY SERVICES			2	100%	2
FLORIDA HOSPITAL PHYSICIAN GROUP		1	1	50%	2
AUSTIN REGIONAL CLINIC MICROBIOLOGY LAB			2	100%	2
ARKANSAS DEPARTMENT OF HEALTH			2	100%	2
ASPIRUS RIVERVIEW HOSPITAL & CLINICS INC		1	1	50%	2
PEDIATRIC HEALTH CARE		1	1	50%	2
SOUTHEAST GEORGIA HEALTH SYSTEM			2	100%	2
GALEN BAYLOR EXTENSION		2			2
BAYCARE HEALTH SYSTEMS		1	1	50%	2
ST. LUCIE COUNTY HEALTH DEPARTMENT		1	1	50%	2
MIDDLE TENN MENTAL HEALTH INSTITUTE		2			2
THE LITTLE CLINIC			2	100%	2
EASTLAKE MEDICAL CENTER		2			2
MEDEXPRESS URGENT CARE-BLOOMFIELD AVEN		2			2
MEDEXPRESS URGENT CARE - OMAHA N 72 ST		2			2
STEWART MELBOURNE HOSPITAL, INC			2	100%	2
SUPERIOR RESIDENCES OF CLERMONT		2			2
SUMNER REGIONAL MEDICAL CENTER		2			2
CVS MINUTE CLINIC DIAGNOSTIC OF TN #6044		2			2
SIGNATURE CARE LEWISVILLE-EMERGENCY CENTER		1	1	50%	2
CARENOW URGENT CARE-DONELSON		2			2
EAST NAPLES PEDIATRICS			2	100%	2
PEACE RIVER MEDICAL CENTER		2			2
AMEDISYS HOME HEALTH OF GREENVILLE			2	100%	2
MEDEXPRESS URGENT CARE, CHAMBERSBURG		2			2
VIGILINT HEALTHCARE		1	1	50%	2
Life Care Center of Orlando			2	100%	2
MINUTECLINIC DIAGNOSTIC MEDICAL GROUP		2			2
MAIN STREET MEDICAL CENTERS		2			2

# COVID-19: testing by laboratory

Data through Dec 26, 2020 verified as of Dec 27, 2020 at 09:25 AM

Data in this report are provisional and subject to change.

The numbers in the table below represent the number of Florida and non-Florida residents for whom test results were received by the Department of Health. A person can be tested by more than one laboratory and can have both positive and negative results. **Therefore, the sum of the numbers in each column will be larger than the total number of people tested.**

Reporting lab	Inconclusive	Negative	Positive	Percent positive	Total
DES PLAINES CLINICAL LAB			2	100%	2
ADVANCED PEDIATRICS			2	100%	2
MEDEXPRESS URGENT CARE - LEDGEWOOD		2			2
LEE PHYSICIAN GROUP		1	1	50%	2
SPECTRUM HEALTH			2	100%	2
FLORIDA PRIMARY & SPECIALTY CARE		2			2
DALLAS MEDICAL CENTER			2	100%	2
VENICE GREEN VILLAGE		2			2
OAKBRIDGE TERRACE AT SAE			2	100%	2
PALMETTO FAMILY HEALTH CENTER			2	100%	2
PEDIATRICS IN BREVARD-COCOA BEACH		2			2
PHYSICIANS LABORATORY SERVICES			2	100%	2
HAVEN HOSPICE			2	100%	2
HALIFAX HEALTH CARE FOR WOMEN		2			2
CVS MINUTE CLINIC DIAGNOSTIC		2			2
CENTRAL FLORIDA FAMILY HEALTH CENTER		2			2
MEDEXPRESS URGENT CARE-PETERS TWP		2			2
441 URGENT CARE-MULBERRY			2	100%	2
GOLDSTEIN			2	100%	2
PHYSICIANS MEDICAL CENTER		2			2
ACL LABORATORIES INDUSTRIAL TOXICOLOGY			2	100%	2
STEUBEN COUNTY PUBLIC HEALTH		2			2
CAREHERE LCS- EUSTIS			2	100%	2
BIONIC TECHNOLOGIES CORPORATION			2	100%	2
ST. CLOUD PHARMACY AND WELLNESS CENTER		2			2
REMISE OCCUPATIONAL HEALTH SOLUTIONS INC			2	100%	2
MINUTE CLINIC LLC # 2033		1	1	50%	2
MINUTECLINIC DIAGNOSTIC OF GEORGIA, LL		2			2
MEDEXPRESS - WILMINGTON KIRKWOOD HIGHWAY		2			2
MAGNOLIA ADULT, LLC			2	100%	2
PROPATH			2	100%	2
BOONES CREEK URGENT CARE		1	1	50%	2
BAYCARE MEDICAL GROUP, INC		2			2
CLEVELAND CLINIC FLORIDA			2	100%	2
FAMILY FIRST PEDIATRICS			2	100%	2
Heartland Healthcare Center Boca Raton			2	100%	2
JULIE STAATS DO		2			2
MD NOW URGENT CARE CENTER INC.			2	100%	2
MINUTECLINIC DIAGNOSTIC OF TN PC #643		2			2
CARESPOT EXPRESS HEALTHCARE			2	100%	2
PANCARE HEALTH - PONCE DE LEON			2	100%	2
FLORIDA CLINICAL LABORATORY INC			2	100%	2
MEDEXPRESS URGENT CARE - WEST ST PAUL, ROBERT ST S		2			2
RUSSELL MEDICAL CENTER		2			2
CONEMAUGH MEMORIAL MEDICAL CENTER		2			2
DOCTORS EXPRESS OF ST PETERSBURG			2	100%	2
Avanti Wellness and Rehab			2	100%	2

# COVID-19: testing by laboratory

Data through Dec 26, 2020 verified as of Dec 27, 2020 at 09:25 AM

Data in this report are provisional and subject to change.

The numbers in the table below represent the number of Florida and non-Florida residents for whom test results were received by the Department of Health. A person can be tested by more than one laboratory and can have both positive and negative results. **Therefore, the sum of the numbers in each column will be larger than the total number of people tested.**

Reporting lab	Inconclusive	Negative	Positive	Percent positive	Total
BRITO MEDICAL CENTER			2	100%	2
BERGEN COUNTY SURGICAL AND ENDOSCOPY CENTER		2			2
MINUTECLINIC 7196		2			2
ASHLEY PEDIATRICS			2	100%	2
CERTIVIA LABORATORIES			2	100%	2
CARENOW URGENT CARE - CENTRAL AUSTIN			2	100%	2
LEXINGTON PLACE			2	100%	2
CORAL REEF NURSING & REHABILITATION CENTER		2			2
CITY OF NEW YORK DEPARTMENT OF HEALTH			2	100%	2
DELCARE PA			2	100%	2
Alden Terrace of McHenry			2	100%	2
LOWELL GENERAL HOSPITAL			2	100%	2
CVS HEALTH, #1994		1	1	50%	2
ADVICE FOR OPTIMAL WELLNESS			2	100%	2
UNIVERSITY OF MISSOURI HEALTH CARE			2	100%	2
ASSOCIATES IN MEDICINE			2	100%	2
LACORP		1	1	50%	2
FIRST CARE - MIDDLESBORO			2	100%	2
BRANDYWYNE HEALTH CARE CENTER			2	100%	2
Lake Charles Healthcare LLC dba Landmark Lake Charles			2	100%	2
ALLIANCE PEDIATRICS PA			2	100%	2
FLORIDA HOSPITAL LABORATORIES		2			2
MINUTECLINIC DIAGNOSTIC OF OHIO #7790		1	1	50%	2
FLORIDA MEDICAL CLINIC CARDIOLOGY-ZH			2	100%	2
MINUTECLINIC, LLC #05814		2			2
GRAND VILLA OF MELBOURNE			2	100%	2
MEDEXPRESS URGENT CARE - STAUNTON		1	1	50%	2
IN & OUT URGENT CARE METAIRIE			2	100%	2
PARADIGM LABORATORIES			2	100%	2
Rutgers Health Rwj University Hospital - Laboratory		2			2
COMMONS AT ORLANDO LUTHERAN TOWERS SNF			2	100%	2
CRUC CMCH-COVID-19		2			2
INDIANA STATE DEPARTMENT OF HEALTH LABORATORIES			2	100%	2
LIFESPRING COMMUNITY HEALTH		2			2
ST JOSEPH'S HOSPITAL LABORATORY			2	100%	2
OHIO HEALTH DOCTORS HOSPITAL			2	100%	2
URGENT CARE AND SURGERY CENTER			2	100%	2
YOUTH AND YOU, INC		2			2
BELLE GLADES HEALTH CLINIC			2	100%	2
OHIO DEPARTMENT OF HEALTH LABORATORY		2			2
Elba Nursing and Rehabilitation Center, LLC		2			2
ROCKEFELLER UNIVERSITY CLINICAL GENOMICS LABORATOR		2			2
EXCEPTIONAL EMERGENCY CENTER - AMARILLO			2	100%	2
PEPIN ACADEMIES-PASCO		2			2
TAMPA INTERNATIONAL AIRPORT			2	100%	2
MINUTE CLINIC LLC #4017		2			2
MINUTECLINIC #2860		2			2

# COVID-19: testing by laboratory

Data through Dec 26, 2020 verified as of Dec 27, 2020 at 09:25 AM

Data in this report are provisional and subject to change.

The numbers in the table below represent the number of Florida and non-Florida residents for whom test results were received by the Department of Health. A person can be tested by more than one laboratory and can have both positive and negative results. **Therefore, the sum of the numbers in each column will be larger than the total number of people tested.**

Reporting lab	Inconclusive	Negative	Positive	Percent positive	Total
ADULT MEDICINE OF LAKE COUNTY INC			2	100%	2
UNIVERSITY HOSPITALS OF CLEVELAND			2	100%	2
JOHN D. ARCHBOLD MEM. HOSPITAL			2	100%	2
CITRUS PARK			2	100%	2
TGH Brandon Healthplex Laboratory			2	100%	2
LAKELAND REGIONAL HEALTH		2			2
PALOS COMMUNITY HOSPITAL LABORATORY			2	100%	2
MINUTECLINIC, LLC #5707		2			2
MEDEXPRESS URGENT CARE-CLOQUET		2			2
FLORIDA DEPARTMENT OF HEALTH WASHINGTON COUNTY		1	1	50%	2
MINUTE CLINIC DIAGNOSTIC MED GRP		2			2
CHESTERFIELD HEALTHCARE GROUP, INC		2			2
ADVENTHEALTH IMAGING PARTIN SETTLEMENT			2	100%	2
BOND & STEELE CLINIC PA D/B/A BOND CLINIC PA		2			2
CAPRONA GROUP HOME			2	100%	2
HOME ACCESS HEALTH			2	100%	2
SINAI PLAZA NURSING AND REHAB CENTER			2	100%	2
BOND COMMUNITY HEALTH CENTER			2	100%	2
BENTON PEDIATRICS		2			2
ARLINGTON DIALYSIS CENTER LLC		2			2
MEDEXPRESS URGENT CARE - BECKLEY CROSS		1	1	50%	2
VIRTUA MEMORIAL HOSPITAL BURLINGTON COUNTY			2	100%	2
Bon Secours Maria Manor		2			2
NATIONAL JEWISH HEALTH			2	100%	2
Lakeside Oaks Care Center			2	100%	2
USCG SECTOR ST PETE		1	1	50%	2
RAPID URGENT CARE - ALBANY			2	100%	2
NEW BRIDGE MEDICAL CENTER		2			2
TMH PHYSICIAN PARTNERS SOUTHWOOD			2	100%	2
SUNBRIDGE CARE & REHAB FOR DECATUR		2			2
FL DEPT OF HEALTH MARION COUNTY MOBILE HEALTH UNIT			2	100%	2
MIDLAND MEMORIAL HOSPITAL			2	100%	2
FLORIDA PRIMARY CARE CENTER PA		2			2
Gracemore Nursing and Rehab		2			2
NATIONWIDE LABORATORY SERVICES		1	1	50%	2
ELMHURST MEMORIAL HOSPITAL			2	100%	2
AGILE URGENT CARE			2	100%	2
KAILOS GENETICS INC			2	100%	2
University Center East			2	100%	2
CCRX OF NORTH CAROLINA, LLC		1	1	50%	2
FLORIDA KEYS PED & ADOLES CTR			2	100%	2
GENEXPERT			2	100%	2
RIVER CITY MEDICAL ASSOCIATES INC			2	100%	2
NOVA SOUTHEASTERN UNIVERSITY - STUDENT MEDICAL CTR			2	100%	2
SOUTHERN TENNESSEE MEDICAL CENTER			2	100%	2
Alden Des Plaines			2	100%	2
POINTE AT NEW PORT PLACE,THE		2			2

# COVID-19: testing by laboratory

Data through Dec 26, 2020 verified as of Dec 27, 2020 at 09:25 AM

Data in this report are provisional and subject to change.

The numbers in the table below represent the number of Florida and non-Florida residents for whom test results were received by the Department of Health. A person can be tested by more than one laboratory and can have both positive and negative results. **Therefore, the sum of the numbers in each column will be larger than the total number of people tested.**

Reporting lab	Inconclusive	Negative	Positive	Percent positive	Total
MED EXPRESS URGENT CARE PC - MARYLAND		2			2
MEMORIAL HERMANN			2	100%	2
JUPITER MEDICAL CENTER URGENT CARE - STUART			2	100%	2
MEDEXPRESS URGENT CARE-WILKINS TOWNSHIP, WILLIAM PENN HIGHWAY		2			2
EXPRESSCARE URGENT CARE CENTER			2	100%	2
ADVICE FOR OPTIMAL WELLNESS, INC			2	100%	2
TULANE MEDICAL CENTER			2	100%	2
SCIENTIA DIAGNOSTICS			2	100%	2
MARCO ISLAND HOSPITAL INC D/B/A		1	1	50%	2
CEDARS-SINAI MEDICAL CENTER			2	100%	2
MEDEXPRESS URGENT CARE GREENSBURG		2			2
ADVENTHEALTH EAST ORLANDO EMPLOYEE CLINIC		2			2
CVS MINUTE CLINIC DIAGNOSTIC OF TN #3293		2			2
SYLVAN NURSING			2	100%	2
PLASMA MED RESEARCH DBA		2			2
ACKERMAN CANCER CENTER		2			2
MINUTECLINIC DIAGNOSTIC OF OHIO #6192		2			2
BAYSTATE MEDICAL CENTER		1	1	50%	2
TRINITAS REGIONAL MEDICAL CENTER		1	1	50%	2
MEDEXPRESS URGENT CARE - BRIDGEVILLE		2			2
OELWEIN HEALTH CARE CENTER		2			2
LILY PHARMACY		2			2
Cleveland Clinic Weston			2	100%	2
STARR COUNTY MEMORIAL HOSPITAL			2	100%	2
VA PRIMARY CARE ANNEX			2	100%	2
INTERNAL MEDICINE ASSOCIATES-DUNELLON			2	100%	2
ASCENSION ST VINCENT'S RIVERSIDE			2	100%	2
MINUTECLINIC DIAGNOSTIC OF PA LLC		2			2
COVID PROCESSING SITE			2	100%	2
MEDICAL CENTER LABORATORY			2	100%	2
MINUTECLINIC DIAGNOSTIC OF TEXAS, LLC #7435		2			2
APC PEDIATRICS			2	100%	2
SUNCOAST BLOOD BANK			2	100%	2
BAYCARE LABORATORIES			2	100%	2
UC CORAL GABLES			2	100%	2
PM PEDIATRICS OF BAYSIDE PLLC - HOPEWELL JUNCTION		2			2
BNC Medical Investors, LLC Berrien Nursing & Rehabilitation Center		2			2
CELEBRATION PRIMARY CARE ASSOCIATES LLC		2			2
MED TECH SERVICES OF PALM BEACH INC		2			2
CROSSROADS			2	100%	2
ADVENTIST HINSDALE HOSPITAL LABORATORY			2	100%	2
LEGACY LABORATORY SERVICES			2	100%	2
Medilodge of Montrose		2			2
LIFT HEALTH		2			2
VETERANS AFFAIRS MEDICAL CENTER - GREATER LOS ANGELES			2	100%	2
CLEAR LAKE REGIONAL MEDICAL CENTER			2	100%	2
SARASOTA MEMORIAL MEDICAL URGENT CARE CENTER			2	100%	2



# COVID-19: testing by laboratory

Data through Dec 26, 2020 verified as of Dec 27, 2020 at 09:25 AM

Data in this report are provisional and subject to change.

The numbers in the table below represent the number of Florida and non-Florida residents for whom test results were received by the Department of Health. A person can be tested by more than one laboratory and can have both positive and negative results. **Therefore, the sum of the numbers in each column will be larger than the total number of people tested.**

Reporting lab	Inconclusive	Negative	Positive	Percent positive	Total
MD NOW URGENT CARE MEDICAL CENTERS INC			2	100%	2
CONSULATE HEALTH CARE		1	1	50%	2
NOT GIVEN		1	1	50%	2
AFFORDABLE PRIMARY CARE LLC		2			2
MINUTE CLINIC DIAGNOSTIC OF NORTH CAROLINA		2			2
DOCTORS HOSPITAL RENAISSANCE			2	100%	2
NAVAL MEDICAL CENTER			2	100%	2
Iowa Veterans Home		2			2
Greystone Nursing and Rehab, LLC			2	100%	2
CARENOW-LEBANON		1	1	50%	2
BAY CORRECTIONAL AND REHABILITATION FACILITY			2	100%	2
MERCY HEALTH LAB		1	1	50%	2
CSS- TWELVE OAKS			2	100%	2
MAJESTIC GUARDIANS			2	100%	2
NAVAL BRANCH MEDICAL CLINIC			2	100%	2
MEDEXPRESS URGENT CARE - NORTH LITTLE		2			2
MINUTECLINIC DIAGNOSTIC OF MICHIGAN, P		2			2
MEDICAL CENTER AT OCEAN REEF,THE		2			2
VANAYER HEALTHCARE AND REHAB CENTER		2			2
POMONA VALLEY COMMUNITY HOSPITAL			2	100%	2
MINUTECLINIC, DIAGNOSTIC OF TEXAS, LLC		2			2
MEDEXPRESS URGENT CARE - TULSA, S YALE AVE		2			2
PINELLAS INTERNAL MEDICINE ASSOCIATES		2			2
COASTAL LABORATORIES OF FLORIDA			2	100%	2
MINUTE CLINIC, LLC #4650		2			2
BFT LAB			2	100%	2
CVS MINUTE CLINIC DIAGNOSTIC MED GRP		2			2
Fort Gaines Health and Rehab		2			2
CHARLOTTE COUNTY HEALTH DEPARTMENT			2	100%	2
URGENT CARE USA LLC			2	100%	2
CYPRESS CREEK MEDICAL CENTER			2	100%	2
COOK HOSPITAL AND CARE CENTER		1	1	50%	2
MINUTECLINIC DIAGNOSTIC OF TN PC #242		2			2
MEDEXPRESS URGENT CARE - STATE COLLEGE		2			2
SANIBEL MEDICAL CLINIC			2	100%	2
AMERICAN MEDICAL LABORATORIES			2	100%	2
BAYLOR COLLEGE OF MEDICINE			2	100%	2
PALM BAY COMMUNITY OUTPATIENT CLINIC		2			2
PROHEALTH PRIMARY CARE - GLEN OAKS		2			2
CLINICA HISPANIA			2	100%	2
ADVOCATE SHERMAN HOSPITAL			2	100%	2
UNIVERSITY HOSPITAL OF BROOKLYN		2			2
JOHNSON CITY MEDICAL CENTER		1	1	50%	2
NCH NORTH NAPLES HOSPITAL			2	100%	2
MC DIAGNOSTIC OF CONNECTICUT, PC # 257		1	1	50%	2
MEDICANA NURSING AND REHAB CENTER			2	100%	2
PALM MEDICAL CENTER - PLANT CITY☐		2			2

# COVID-19: testing by laboratory

Data through Dec 26, 2020 verified as of Dec 27, 2020 at 09:25 AM

Data in this report are provisional and subject to change.

The numbers in the table below represent the number of Florida and non-Florida residents for whom test results were received by the Department of Health. A person can be tested by more than one laboratory and can have both positive and negative results. **Therefore, the sum of the numbers in each column will be larger than the total number of people tested.**

Reporting lab	Inconclusive	Negative	Positive	Percent positive	Total
Parkridge Specialty Care		2			2
SKIPPACK MEDICAL LAB			2	100%	2
SACRED HEART HEALTH SYSTEM, INC			2	100%	2
JRS LABORATORY			2	100%	2
RAINY LAKE MEDICAL CENTER			2	100%	2
COMMUNITY MEDICAL CENTER			2	100%	2
ORANGE COUNTY HEALTH DEPARTMENT		1	1	50%	2
Lakeview Village		2			2
VERILY LIFE SCIENCES		2			2
ORMOND BEACH URGENT CARE			2	100%	2
MEDEXPRESS URGENT CARE - HOLLINS		2			2
COVANCE			2	100%	2
UNIVERSITY OF MARYLAND MEDICAL CENTER			2	100%	2
ARCPPOINT LABS OF WEST PALM BEACH			2	100%	2
ROAN DRUG COMPANY LLC		2			2
PINECREST PEDIATRICS GROUP LLC			2	100%	2
New Jersey Aim At Smg		2			2
UT PATH			2	100%	2
UW HOSPITAL AND CLINICS		1	1	50%	2
MINUTECLINIC DIAGNOSTIC OF NORTH CARO		2			2
FAMILY PRACTICE OF DAVIE INC			2	100%	2
WELL-BEING MEDICAL CENTER PLLC		2			2
OCALA REGIONAL KIDNEY CENTER-WEST			2	100%	2
CORNERSTONE MEDICAL CARE OF BRANDON		2			2
SPRINGS MEDICAL LAB		1	1	50%	2
Grand Villa of Deerfield Beach			2	100%	2
HEART OF FLORIDA HEALTH CENTER INC			2	100%	2
SANFORD REGIONAL HOSPITAL WORTHINGTON		2			2
FLORIDA COMMUNITY HEALTH CENTERS, INC.			2	100%	2
ST. MARY'S MEDICAL CENTER EVANSVILLE, INC			2	100%	2
Bedford Care Center of Hattiesburg		2			2
EASYCARE WALK-IN CLINIC			2	100%	2
MINUTECLINIC DIAGNOSTIC MED GRP OF SAN		2			2
GENETIC ASSAYS INC			2	100%	2
OUR HOME AT BEACON HILL			2	100%	2
DEKALB MEDICAL CENTER LABORATORY			2	100%	2
MINUTE CLINIC DIAGNOSTIC OF SOUTH CAROLINA		1	1	50%	2
BAYMEADOWS PRIMARY CARE		2			2
MINUTECLINIC DIAGNOSTIC PA #7110		2			2
ATLAS GENOMICS			2	100%	2
PUBLIC HEALTH LABORATORY	1		1	50%	2
FLORIDA MEDICAL CENTER OF CLEARWATER		2			2
TENNESSEE DEPARTMENT OF HEALTH (TDH) - REGIONAL LABORATORY			2	100%	2
PIEDMONT HOSPITAL LAB			2	100%	2
LIFE CARE HOME HEALTH SERVICES LLC			2	100%	2
JOHN KNOX VILLAGE OF CENTRAL FLORIDA		1	1	50%	2
Lehigh Acres Health and Rehabilitation			2	100%	2

# COVID-19: testing by laboratory

Data through Dec 26, 2020 verified as of Dec 27, 2020 at 09:25 AM

Data in this report are provisional and subject to change.

The numbers in the table below represent the number of Florida and non-Florida residents for whom test results were received by the Department of Health. A person can be tested by more than one laboratory and can have both positive and negative results. **Therefore, the sum of the numbers in each column will be larger than the total number of people tested.**

Reporting lab	Inconclusive	Negative	Positive	Percent positive	Total
Great Lakes Health Center			2	100%	2
WEST COAST PEDIATRICS			2	100%	2
PANCARE HEALTH - SNEADS ELEMENTARY			2	100%	2
MEDEXPRESS-HOUSTON EAST FWY		1	1	50%	2
JUST BELIEVE RECOVERY CENTER			2	100%	2
LONG ISLAND UNIVERSITY - POST CAMPUS		2			2
ARCPOINT LABS OF ALTAMONTE SPRINGS			2	100%	2
NEBRASKA MEDICAL CENTER			2	100%	2
Kennedy University Hospital -Wash Twp L		2			2
MORGAN STANLEY HEALTH CENTER		2			2
PALM CITY NURSING AND REHAB CENTER			2	100%	2
OURMED		2			2
CLEVELAND CLINIC IMAGING			2	100%	2
ADVENTHEALTH MEDICAL GROUP PEDIATRICS		1	1	50%	2
ST. PETERSBURG PEDIATRICS- 38TH AVENUE			2	100%	2
WALGREENS #05477		2			2
AFC PHYSICIANS OF FLORIDA, PA			2	100%	2
BAPTIST HEALTHCARE - LAKEVIEW CENTER INC		2			2
COASTAL COMPLETE CARE			2	100%	2
LAB CORP OF AMER SAN DIEGO			2	100%	2
SUNNYSIDE MANOR		2			2
MINUTECLINIC DIAG OF IND LLC #1138		1	1	50%	2
BAYSHORE MEDICAL CENTER			2	100%	2
RENFREW CENTERS INC		2			2
DRR JMC URGENT CARE DONALD ROSS			2	100%	2
NEMOURS CHILDRENS PRIMARY CARE OVIEDO			2	100%	2
GUTHRIE MEDICAL GROUP - CORNING		2			2
MAWD PATHOLOGY GROUP			2	100%	2
GEISINGER MEDICAL CENTER		2			2
WHITESANDS OUTPATIENT TREATMENT		2			2
PM PEDIATRICS OF BAYSIDE, PLLC - MANHASSET		2			2
SOUTHSIDE FAMILY MEDICAL		2			2
UTMB PATHOLOGY CLINICAL SERVICES LABORATORY			2	100%	2
PLEASANTVILLE OF SEBASTIAN LLC			2	100%	2
PREMIER FAMILY HEALTH PA			2	100%	2
TALLAHASSEE MEMORIAL HEALTHCARE FAMILY MED RESIDENCY			2	100%	2
SIGNATURE HEALTHCARE OF MIDDLEBURG		2			2
U OF MIAMI MILLER SCHOOL OF MEDICINE			2	100%	2
UK HEALTHCARE			2	100%	2
SHANDS AT LAKE SHORE LAB			2	100%	2
FIRST CHOICE MEDICAL PC			2	100%	2
NORTHCREST MEDICAL CENTER			2	100%	2
INSPIRIT SENIOR LIVING			2	100%	2
SUN TERRACE HEALTH CARE CENTER			2	100%	2
MEDEXPRESS URGENT CARE - SPRINGDALE, S 40TH STREET		2			2
SOUTH CAROLINA DEPT OF HEALTH AND ENVIRONMENT CONTROL		2			2
FELICIDAD MEDICAL CENTER INC			2	100%	2

# COVID-19: testing by laboratory

Data through Dec 26, 2020 verified as of Dec 27, 2020 at 09:25 AM

Data in this report are provisional and subject to change.

The numbers in the table below represent the number of Florida and non-Florida residents for whom test results were received by the Department of Health. A person can be tested by more than one laboratory and can have both positive and negative results. **Therefore, the sum of the numbers in each column will be larger than the total number of people tested.**

Reporting lab	Inconclusive	Negative	Positive	Percent positive	Total
DEPT OF HEALTH			2	100%	2
FLORIDA MEDICAL CLINIC RADIOLOGY DALE MABRY		2			2
INTEGRATED REGIONAL LABS			2	100%	2
UT AUSTIN UNIVERSITY HEALTH SERVICES			2	100%	2
MEDLOGIC, LLC		2			2
NEW YORK STATE DEPARTMENT OF HEALTH		1	1	50%	2
SURFSIDE URGENT CARE			2	100%	2
NEMOURS CHILDRENS PRIMARY CARE			2	100%	2
KEYSTONE REHABILITATION AND HEALTH CENTER			2	100%	2
WHOLE CHILD PEDIATRICS			2	100%	2
COASTAL MEDICAL LAB			2	100%	2
MEDEXPRESS URGENT CARE - BATTLE CREEK		2			2
JACKSON LABORATORY OF GENOMIC MEDICINE		2			2
CARE 365			2	100%	2
GOLDMAN SACHS HEALTH CENTER		2			2
CARE CENTERS OF NASSAU LLC MINER ROAD SOUTH		2			2
BMC/JACSONVILLE		1	1	50%	2
Good Samaritan Society-Blackduck		1	1	50%	2
ASCENSION ST MICHAEL'S HOSPITAL LAB		1	1	50%	2
Gulf Shore Care Center			2	100%	2
Westside Terrace		2			2
ROANE MEDICAL CENTER		1	1	50%	2
WAL-MART STORES EAST LP		2			2
POINT OF CARE PRIVATE HEALTH MANAGEMENT			2	100%	2
PREMIER MEDICAL LABORATORY			2	100%	2
MEDEXPRESS URGENT CARE-SCOTT TOWNSHIP		2			2
SAFARI PEDIATRICS PA		2			2
PINARD HOME HEALTH SERVICES INC			2	100%	2
ST. JOSEPH REGIONAL MEDICAL CENTER			2	100%	2
Church Creek SNF			2	100%	2
CVS MINUTE CLINIC DIAGNOSTIC OF KANSAS, PA		2			2
UNIVERSITY OF KANSAS MEDICAL CENTER			2	100%	2
GINKGO-IXLAYER		2			2
LAKE CONWAY URGENT CARE LLC		1			1
MEDICAL ASSOCIATES OF BREVARD LLC		1			1
RICHICHI FAMILY HEALTH			1	100%	1
GOSHEN MEDICAL CENTER			1	100%	1
GWINNETT MEDICAL CENTER			1	100%	1
MEDEXPRESS URGENT CARE - WEXFORD		1			1
FAIRVIEW SOUTHDALE			1	100%	1
MID-FLORIDA PATHOLOGY LLC		1			1
CARE CENTERS OF NASSAU, LLC - HENDRICKS RD		1			1
MINUTECLINIC DIAGNOSTIC OF WISCONSIN,		1			1
Washington County Nursing HOMe			1	100%	1
CVS MINUTE CLINIC DIAG OF IND, LLC #6549		1			1
MEDEXPRESS URGENT CARE- FORT WORTH N T		1			1
Strasburg Care Center		1			1

# COVID-19: testing by laboratory

Data through Dec 26, 2020 verified as of Dec 27, 2020 at 09:25 AM

Data in this report are provisional and subject to change.

The numbers in the table below represent the number of Florida and non-Florida residents for whom test results were received by the Department of Health. A person can be tested by more than one laboratory and can have both positive and negative results. **Therefore, the sum of the numbers in each column will be larger than the total number of people tested.**

Reporting lab	Inconclusive	Negative	Positive	Percent positive	Total
MINUTECLINIC DIAGNOSTICS OF OKLAHOMA		1			1
CARSON NURSING AND REHABILITATION CENTER		1			1
PENSACOLA PATHOLOGY		1			1
FLORIDA HOSPITAL PHYSICIANS GROUP			1	100%	1
Brio of Johnston		1			1
ADVENTHEALTH MEDICAL GROUP OBSTETRICS			1	100%	1
BLUEWATER TOXICOLOGY			1	100%	1
CHILDRENS SPECIALIST PEDIATRIC PULMMOLOGY &			1	100%	1
EMERGENCY CARE SERVICES LAB AT JFK MEDICAL CENTER			1	100%	1
MILFORD REGIONAL HOSPITAL			1	100%	1
LANCASHIRE HALL NURSING AND REHABILITATION CENTER		1			1
MEDEXPRESS URGENT CARE NORWIN		1			1
JACKSONVILLE STATEFL			1	100%	1
HARRIS URGENT CARE CENTER			1	100%	1
SPECIALTY DRUG TESTING			1	100%	1
DEPARTMENT OF HEALTH SERVICES			1	100%	1
BRIDGEWATER PARK ASSISTED LIVING LLC			1	100%	1
CLERMONT PEDIATRICS, PA			1	100%	1
SMA BEHAVIORAL HEALTH SERVICES INC		1			1
STRINGFELLOW MEMORIAL HOSPITAL		1			1
INNOVATIVE CARE II LLC			1	100%	1
HAMILTON COUNTY HEALTH DEPARTMENT		1			1
LOUNDY		1			1
WELLMED AT FORT PIERCE		1			1
MINUTE CLINIC DIAGNOSTIC MED GRP OF CA		1			1
LABRADOR PRIMARY CARE CENTER			1	100%	1
NITIN BAWA PROFESSIONAL ASSOCIATES			1	100%	1
OCALA FAMILY MEDICAL CENTER		1			1
NEIGHBORCARE PHARMACY SERVICES		1			1
WILTON MANORS HEALTH & REHABILITATION CENTER			1	100%	1
PRINCIPLE DIAGNOSTICS LLC			1	100%	1
WALGREENS #5130			1	100%	1
CULINARY INSTITUTE OF AMERICA STUDENT		1			1
HIGH DESERT COURT GROUP HOME			1	100%	1
Hackensack Univ Medical Center At Pasc		1			1
CONSOLIDATED			1	100%	1
PINEVILLE PHARMACY			1	100%	1
OHIO VALLEY MANOR NURSING &		1			1
DOCTORS AFTER HOURS URGENT CARE CENTER			1	100%	1
DAVID LAWRENCE CENTER INC			1	100%	1
PHYSICIAN ASSOCIATES, LLC			1	100%	1
ADVANCE HEALTH AND WELLNESS SOLUTIONS			1	100%	1
UNLIMITED MEDICAL SERVICES OF FL PL DBA		1			1
CVS MINUTE CLINIC #5836		1			1
COLLINS NURSING HOME		1			1
SUNCREST OMNI		1			1
GENESIS FAMILY PRACTICE			1	100%	1



# COVID-19: testing by laboratory

Data through Dec 26, 2020 verified as of Dec 27, 2020 at 09:25 AM

Data in this report are provisional and subject to change.

The numbers in the table below represent the number of Florida and non-Florida residents for whom test results were received by the Department of Health. A person can be tested by more than one laboratory and can have both positive and negative results. **Therefore, the sum of the numbers in each column will be larger than the total number of people tested.**

Reporting lab	Inconclusive	Negative	Positive	Percent positive	Total
GOLDING-GRANADO MEDICAL ASSOCIATES		1			1
VITAS HEALTHCARE CORPORATION OF FLORIDA			1	100%	1
DISCOVERY AT HOME, LLC			1	100%	1
NEVADA DEPARTMENT OF HEALTH AND HUMAN SERVICES			1	100%	1
HSRE-ASL CASSELBERRY TRS, LLC			1	100%	1
CANDLER HOSPITAL			1	100%	1
Kroger - KRO03400316			1	100%	1
DEL PRADO MEDICAL CENTER, INC		1			1
NORTH FLORIDA MEDICAL CENTERS INC		1			1
MINUTE CLINIC DIAGNOSTICS OF IN, LLC #6252		1			1
RHODE ISLAND DEPARTMENT OF HEALTH LABORATORIES			1	100%	1
DUKE UNIVERSITY POINT OF CARE TESTING PROGRAM			1	100%	1
BRANDON REGIONAL EMERGENCY CTR			1	100%	1
PALM BEACH COUNTY HEALTH DEPT.			1	100%	1
MINUTECLINIC DIANOSTIC OF VIRGINA, LL		1			1
MINUTE CLINIC DIAGNOSTIC OF TN PC #64		1			1
SACRED HEART HEALTH SYSTEM- MIDWIFE PROGRAM			1	100%	1
FAYETTE MEDICAL CENTER LAB		1			1
MINUTECLINIC DIAG OF IND LLC #1367		1			1
WILMINGTON NURSING AND REHAB			1	100%	1
CHATSWORTH ASSISTED LIVING COMMUNITY AT PGA NATIONAL			1	100%	1
FLORHAM PARK ENDOSCOPY CENTER		1			1
ER NEAR ME HULEN		1			1
Lab MSMC Hialeah			1	100%	1
Elm Crest Senior Living Community		1			1
LAWRENCE GENERAL HOSPITAL			1	100%	1
FLAGLER COUNTY BOARD OF COUNTY COMMISSIONERS			1	100%	1
LAKE BALDWIN			1	100%	1
MED TECH CLINICAL LABORATORY		1			1
VIRTUA WEST JERSEY HOSPITAL		1			1
LITTLE COMPANY OF MARY HOSPITAL			1	100%	1
MEDEXPRESS URGENT CARE - FORT SMITH		1			1
ALL PRO ORTHOPEDICS & SPORTS MEDICINE, PA			1	100%	1
PROGRESSIVE MEDICAL LAB LLC			1	100%	1
DEVITA		1			1
SUN CITY DIAGNOSTIC CENTER			1	100%	1
Arch Plaza Nursing and Rehabilitation Center			1	100%	1
WELLINGTON WEST 100176			1	100%	1
BRIAN C GRINER MD LLC			1	100%	1
EXACCARE KINGSTON, LLC			1	100%	1
GREENTREE MEDICAL CENTER			1	100%	1
BAYSIDE URGENT CARE CENTER INC			1	100%	1
SYNAPSE ANALYTICAL LABS		1			1
ODYSSEY HEALTH CARE OF MARION COUNTY LLC		1			1
CARESPOT - LEE VISTA			1	100%	1
ST PETERSBURG PEDIATRICS			1	100%	1
LAKESIDE MEDICAL CENTER		1			1

# COVID-19: testing by laboratory

Data through Dec 26, 2020 verified as of Dec 27, 2020 at 09:25 AM

Data in this report are provisional and subject to change.

The numbers in the table below represent the number of Florida and non-Florida residents for whom test results were received by the Department of Health. A person can be tested by more than one laboratory and can have both positive and negative results. **Therefore, the sum of the numbers in each column will be larger than the total number of people tested.**

Reporting lab	Inconclusive	Negative	Positive	Percent positive	Total
DOCTORS HOSPITAL OF LAREDO			1	100%	1
PHYSICIANS CARE		1			1
BOND COUNTY HEALTH DEPARTMENT			1	100%	1
MEMORIAL HERMANN SOUTHWEST HOSPITAL			1	100%	1
MINUTECLINIC LLC (2335)		1			1
ARLINGTON ADULT RESIDENTIAL FACILITY, INC			1	100%	1
ALL CARE URGENT CARE			1	100%	1
THOMAS HOSPITAL			1	100%	1
CARESPOT EXPRESS HEALTHCARE BOYNTON BEACH			1	100%	1
PANCARE HEALTH - BRUCE			1	100%	1
MEDICAL CENTER OF CENTRAL GEORGIA			1	100%	1
SEASONS HOSPICE AND PALLIATIVE CARE OF			1	100%	1
SMITH NORTHVIEW HOSPITAL LAB			1	100%	1
RIVERSIDE REGIONAL MED CENTER			1	100%	1
UNIVERSITY OF NORTH CAROLINA HOSPITALS			1	100%	1
OMNI HEALTHCARE URGENT CARE			1	100%	1
VA OPTOMETRY CLINIC			1	100%	1
ADVANCED MEDICAL LABORATORIES (AML)			1	100%	1
MEDEXPRESS URGENT CARE, FAIRMONT		1			1
SYNEOS HEALTH			1	100%	1
WESTOX LABS		1			1
CHI ST. LUKE'S HEALTH BCM MEDICAL CENTER			1	100%	1
ARDEN COURTS OF LELY PALMS			1	100%	1
TAMPA URGENT CARE			1	100%	1
Greystone Health Care Center		1			1
Shoreline Care Center			1	100%	1
VAULT MEDICAL SERVICES			1	100%	1
JOHN KNOX MANOR INC II			1	100%	1
CACERES SPECIALIZED GYNECOLOGY		1			1
WHITE-WILSON MEDICAL CENTER - FORT WALTON BEACH			1	100%	1
CLERMONT HEALTH DEPARTMENT			1	100%	1
QUALITY LAB			1	100%	1
West Bay of Tampa Center			1	100%	1
TALLAHASSEE PRIMARY CARE ASSOCIATES PA			1	100%	1
HEALTH FIRST MEDICAL GROUP LLC			1	100%	1
MEA PRIMARY CARE PLUS BYRAM			1	100%	1
POUDRE VALLEY HOSPITAL			1	100%	1
KEY TRAINING CENTER			1	100%	1
WAKULLA COUNTY HEALTH DEPARTMENT		1			1
Ramsey Village		1			1
AVERA ST. MARY'S HOSPITAL			1	100%	1
NEW ERA COMMUNITY HEALTH CENTER LLC		1			1
LUMICO LIFE INSURANCE COMPANY		1			1
PEDIATRIC ASSOCIATES - JACKSONVILLE			1	100%	1
SARASOTA MEMORIAL HOSPITAL		1			1
SYNERGENE LABORATORY			1	100%	1
SOUTH MIAMI HOSPITAL			1	100%	1

# COVID-19: testing by laboratory

Data through Dec 26, 2020 verified as of Dec 27, 2020 at 09:25 AM

Data in this report are provisional and subject to change.

The numbers in the table below represent the number of Florida and non-Florida residents for whom test results were received by the Department of Health. A person can be tested by more than one laboratory and can have both positive and negative results. **Therefore, the sum of the numbers in each column will be larger than the total number of people tested.**

Reporting lab	Inconclusive	Negative	Positive	Percent positive	Total
ManorCare Rehabilitation Center- Decatur		1			1
FLORIDA FAMILY LABORATORY		1			1
TITUSVILLE CENTER FOR SURGICAL EXCELLENCE LLC		1			1
STATCARE URGENT & WALK IN MEDICAL CARE		1			1
LEHIGH REGIONAL WOUND CENTER			1	100%	1
Carington Park			1	100%	1
METROHEALTH SYSTEM			1	100%	1
ST MARY'S OF SAGINAW		1			1
BIOMERIEUX			1	100%	1
NCHMD, INC SOUTHEAST IMMEDIATE CARE			1	100%	1
FAMILY MEDICAL CENTER		1			1
CARE POINT HEALTH AND WELLNESS CENTER		1			1
FHPG SURGICAL ASSOCIATES OF EAST PASCO			1	100%	1
MC DIAGNOSTIC OF CONNECTICUT, PC #1043		1			1
Ash Flat Healthcare and Rehabilitation Center			1	100%	1
INSPIRE HEALTHCARE CENTER			1	100%	1
ENCOMPASS HEALTH REHABILITATION HOSPITAL OF LARGO			1	100%	1
ARNOLD PALMER HOSPITAL LAB POCT		1			1
Victory Health and Rehabilitation			1	100%	1
EAST END PEDIATRICS		1			1
HOLSTON MEDICAL GROUP		1			1
LEHIGH PULMONARY ASSOCIATES			1	100%	1
Avera Sr. James Care Center		1			1
Henry County Health and Rehabilitation		1			1
Metairie Healthcare Center			1	100%	1
BASCOM PALMER-MICRO LAB			1	100%	1
CVS HEALTH MINUTE CLINIC			1	100%	1
UMASS MEMORIAL MEDICAL CENTER, INC		1			1
PHYSICIANS IMMEDIATE CARE			1	100%	1
SOUTHERN HILLS MEDICAL CENTER			1	100%	1
C V S / PHARMACY #833		1			1
FLORIDA KEYS PED AND ADOLES CTR			1	100%	1
HARMONY HEALTHCARE ORLANDO INC		1			1
FLORIDA MEDICAL CENTER			1	100%	1
SIGNATURE CARE MEMORIAL CITY			1	100%	1
OCALA RKC EAST HEMO #1			1	100%	1
MEDEXPRESS URGENT CARE - WHEELING		1			1
HENRY FORD HOSPITAL			1	100%	1
Broomall Manor		1			1
LABONE		1			1
CORNERSTONE PEDIATRICS			1	100%	1
ST. MARY MEDICAL CENTER		1			1
HEARTLAND REGIONAL MEDICAL CENTER		1			1
ROCKWALL URGENT CARE			1	100%	1
ADVENTHEALTH MEDICAL GROUP ADULT AND SENIOR HEALTH			1	100%	1
JMC TALLAHASSEE, LLC			1	100%	1
WINSHIPS PHARMACY INC		1			1

# COVID-19: testing by laboratory

Data through Dec 26, 2020 verified as of Dec 27, 2020 at 09:25 AM

Data in this report are provisional and subject to change.

The numbers in the table below represent the number of Florida and non-Florida residents for whom test results were received by the Department of Health. A person can be tested by more than one laboratory and can have both positive and negative results. **Therefore, the sum of the numbers in each column will be larger than the total number of people tested.**

Reporting lab	Inconclusive	Negative	Positive	Percent positive	Total
WINCHESTER HOSPITAL			1	100%	1
PREMIER PEDIATRICS			1	100%	1
ALPHA CLINICAL LABORATORY CORP.			1	100%	1
HIGHLANDS CLINICAL LABORATORY			1	100%	1
TRUMAN MEDICAL CENTER - HOSPITAL HILL			1	100%	1
EDGAR PRICE FAMILY & CHILDREN HEALTHCARE CENTER			1	100%	1
DECATUR MORGAN HOSPITAL - DECATUR GENE		1			1
HILTON HEAD HOSPITAL/INPATIENT			1	100%	1
ADVENTHEALTH CENTRA CARE PONCIANA			1	100%	1
ATRIA TAMARAC			1	100%	1
PATHOLOGYT & LAB MEDICINE SERVICES			1	100%	1
LANTANA HC LAB			1	100%	1
NORTH MIAMI BEACH SURGICAL CENTER			1	100%	1
MEDEXPRESS URGENT CARE - LINCOLN		1			1
PRIME CARE FAMILY MEDICINE			1	100%	1
WINCHESTER MEDICAL CENTER			1	100%	1
BERKSHIRE MEDICAL CENTER			1	100%	1
MEDEXPRESS URGENT CARE SHADYSIDE		1			1
ALLIED PHYSICIANS GROUP		1			1
MEDEXPRESS URGENT CARE - SOMERSET TOWNSHIP		1			1
MANOR CARE OF DELRAY BEACH FL LLC		1			1
LEE MEMORIAL HOSPITAL BLOOD GAS LAB			1	100%	1
PALM COAST DRAW STATION/AMERICAN HEALTH ASSOCIATES		1			1
JOHN D. ARCHBOLD MEMORIAL HOSPITAL			1	100%	1
University Plaza Rehabilitation and Nursing			1	100%	1
WALGREENS #15291		1			1
PHYSICIANS QUALITY CARE			1	100%	1
ST. JOHN HOSPITAL & MEDICAL CENTER			1	100%	1
FLORIDA DIGESTIVE AND LIVER SPECIALISTS			1	100%	1
C A R E S		1			1
INDIANA STATE DEPARTMENT OF HEALTH CLINIC MICROBIOLOGY		1			1
SILVERMAN			1	100%	1
REGIONAL MEDICAL CENTER BAYONET POINT			1	100%	1
WEST COAST CLINICAL LABS INC			1	100%	1
GENESEE COUNTY HEALTH DEPARTMENT		1			1
DOYLESTOWN HOSPITAL			1	100%	1
MINUTECLINIC DIAG OF IND, LLC #6250		1			1
DR PHILLIPS CENTER FOR WELLNESS		1			1
TMH PHYSICIAN PARTNERS QUINCY			1	100%	1
HOUSTON DEPARTMENT OF HEALTH AND HUMAN SERVICES			1	100%	1
THE INTERNAL MEDICAL GROUP		1			1
AUGUSTA HEALTH CLINICAL LABORATORY			1	100%	1
SIGNATURE CARE COLLEGE STATION			1	100%	1
STAMFORD HOSPITAL			1	100%	1
PULSE MEDICAL GROUP INC			1	100%	1
DORAL KIDNEY CENTER			1	100%	1
PUBLIC HEALTH LABORATORIES			1	100%	1

# COVID-19: testing by laboratory

Data through Dec 26, 2020 verified as of Dec 27, 2020 at 09:25 AM

Data in this report are provisional and subject to change.

The numbers in the table below represent the number of Florida and non-Florida residents for whom test results were received by the Department of Health. A person can be tested by more than one laboratory and can have both positive and negative results. **Therefore, the sum of the numbers in each column will be larger than the total number of people tested.**

Reporting lab	Inconclusive	Negative	Positive	Percent positive	Total
BIOLOGICAL AND CHEMICAL EMERGENCIES LABORATORY			1	100%	1
TMH URGENT CARE CENTER			1	100%	1
Memorial Health Care Center			1	100%	1
NABI		1			1
PHYSICIANS URGENT CARE			1	100%	1
SIGNATURE CARE MIDLAND			1	100%	1
GADSDEN FAMILY PRACTICE		1			1
Good Samaritan Society Waukon		1			1
INTERMOUNTAIN MEDICAL CENTER			1	100%	1
MEDAC AT PORTERS NECK			1	100%	1
FRESENIUS KIDNEY CARE FORT WALTON BEACH			1	100%	1
GAMMA HEALTHCARE, INC		1			1
CLEVELAND HEARTLAB			1	100%	1
THE HEART HOSPITAL BAYLOR PLANO			1	100%	1
MIGUEL E TREVINO MD PA			1	100%	1
ADVENTHEALTH HOSPICE CARE CENTRAL FLORIDA		1			1
REELFOOT FAMILY WALK-IN CLINIC		1			1
MERCY – NORTH IOWA			1	100%	1
COLONIAL VILLA GOOD SAMARITAN CENTER		1			1
Senatobia Healthcare & Rehab		1			1
MINUTECLINIC DIAGNOSTIC OF NEW MEXICO LLC #7552		1			1
MEDSTAR HEALTH URGENT CARE			1	100%	1
Southwest Louisiana Veterans Home			1	100%	1
DOC PAM PA		1			1
TAYLOR MANOR		1			1
PEACHEALTH LABORATORIES		1			1
INTERNATIONAL MEDICAL LABORATORY INC		1			1
LAUREL POINT CARE ACQUISITION LLC DBA SANDGATE GARDENS REHAB AND NURSI			1	100%	1
BLOOMINGDALE PEDIATRIC ASSOCIATES PA			1	100%	1
SMITH KLINE			1	100%	1
HERNANDO CHILDREN'S			1	100%	1
CARENOW URGENT CARE-HENDERSONVILLE		1			1
BAYFRONT HEAL WOUND CARE AND HYPERBARIC CENTER			1	100%	1
IRA FIALKO DO			1	100%	1
RABI SINHA, MD		1			1
HAMILTON CI MAIN UNIT ANNEX/ WORK CAMP			1	100%	1
CLUB HEALTH AND REHABILITATION CENTER, THE		1			1
ANY LAB TEST FAST CORP			1	100%	1
TENNOVA HEALTHCARE - CLEVELAND			1	100%	1
Redwood Springs Healthcare			1	100%	1
ADVANCED URGENT CARE PLLC		1			1
BEAUMONT HOSPITAL, GROSSE POINTE			1	100%	1
FLORIDA HOSPITAL ORMOND BEACH			1	100%	1
MEDEXPRESS URGENT CARE-MT PLEASANT			1	100%	1
MEDEXPRESS URGENT CARE - LINCOLN N 26T		1			1
EVANS FAMILY CARE PA			1	100%	1
Crisp Regional Nursing and Rehab Center		1			1



# COVID-19: testing by laboratory

Data through Dec 26, 2020 verified as of Dec 27, 2020 at 09:25 AM

Data in this report are provisional and subject to change.

The numbers in the table below represent the number of Florida and non-Florida residents for whom test results were received by the Department of Health. A person can be tested by more than one laboratory and can have both positive and negative results. **Therefore, the sum of the numbers in each column will be larger than the total number of people tested.**

Reporting lab	Inconclusive	Negative	Positive	Percent positive	Total
BRUCE S WEST MD			1	100%	1
LIFE CARE CENTER OF HILTON HEAD		1			1
DAVITA DIALYSIS-NORTH			1	100%	1
ENCOMPASS HEALTH HOME HEALTH		1			1
ALLEGHENY GENERAL HOSPITAL			1	100%	1
NEMOURS CHILDREN’S PRIMARY CARE			1	100%	1
SPARTANBURG REGIONAL MEDICAL CENTER			1	100%	1
ORMOND MEDICAL ARTS FAMILY PRACTICE PL			1	100%	1
HAWKEYE CARE CENTER DUBUQUE		1			1
ST LUKES SURGICAL AT THE VILLAGES INC			1	100%	1
Florence Home		1			1
Robert Wood Johnson University Hospital			1	100%	1
HIBISCUS COURT			1	100%	1
LOUISIANA STATE LAB			1	100%	1
Mercy Manor Transition Center			1	100%	1
NORTH SHORE MEDICAL CENTER - SALEM HOSPITAL			1	100%	1
PRACTITIONERS IN MOTION			1	100%	1
INNOVATIVE HEALTH DIAGNOSTIC OF CALIFORNIA			1	100%	1
NHC HealthCare St. Charles		1			1
ROCKLEDGE HEALTH & REHABILITATION CENTER			1	100%	1
RAMBAM URGENT CARE			1	100%	1
NIBHA MEDIRATTA MD PL			1	100%	1
SAN JOSE CLINIC		1			1
PSL JAX BEACH OPERATIONS LLC			1	100%	1
ATHENA PLASTIC SURGERY		1			1
LABORATORIO BUENA SALUD			1	100%	1
BUFFALO VAMC			1	100%	1
SOUTH BEND MEDICAL FOUNDATION			1	100%	1
HOLMES FAMILY PRACTICE PA			1	100%	1
FLORIDA HEART AND VASCULAR MULTISPECIALTY GROUP PA			1	100%	1
WINKLER COURT□			1	100%	1
MEDICAL CLINIC OF HOUSTON			1	100%	1
SPECTRUM LUDINGTON			1	100%	1
MEDEXPRESS URGENT CARE PORT HURON		1			1
C V S / PHARMACY #4396		1			1
MINUTECLINIC DIAGNOSTIC MED GRP OF ORA			1	100%	1
ST. LUKES HOSPITAL			1	100%	1
SERENADES BY SONATA		1			1
RCP OF MEMORIAL WEST			1	100%	1
LIFEGUARD AMBULANCE SERVICE LLC - BAY COUNTY			1	100%	1
HAMILTON CHD		1			1
CLINTON DRUG STORE		1			1
ANDREWS			1	100%	1
LAB. CORP. OF AMERICA			1	100%	1
ARIZONA STATE LABORATORY			1	100%	1
PUBLIX PHARMACY #1114			1	100%	1
INDIAN RIVER CLINICAL LABORATORY, INC.		1			1

# COVID-19: testing by laboratory

Data through Dec 26, 2020 verified as of Dec 27, 2020 at 09:25 AM

Data in this report are provisional and subject to change.

The numbers in the table below represent the number of Florida and non-Florida residents for whom test results were received by the Department of Health. A person can be tested by more than one laboratory and can have both positive and negative results. **Therefore, the sum of the numbers in each column will be larger than the total number of people tested.**

Reporting lab	Inconclusive	Negative	Positive	Percent positive	Total
SAINT JOSEPH'S HOSPITAL AND MEDICAL CENTER		1			1
FASTCARE LLC			1	100%	1
BHA TITUSVILLE CLINIC			1	100%	1
Oakview Manor Health and Rehab		1			1
COBLESKILL REGIONAL HOSPITAL		1			1
WATERTOWN URGENT CARE		1			1
PLANT CITY FAMILY CARE		1			1
BREVARD FAMILY WALK IN CLINIC			1	100%	1
CLINICAL LABORATORY DEPARTMENT			1	100%	1
HARBOUR ISLAND PEDIATRICS LLC			1	100%	1
IDAHO HEALTH DEPARTMENT			1	100%	1
HANCOCK REGIONAL HOSPITAL		1			1
ASSOCIATED MD			1	100%	1
CONCIERGE INTERNAL MEDICINE ASSOCIATES			1	100%	1
WEST VIRGINIA UNIVERSITY HOSPITALS			1	100%	1
SOUTH FLORIDA PEDIATRIC PARTNERS			1	100%	1
MRMC LAB MICRO			1	100%	1
CHIPOLA QUICK CARE			1	100%	1
LAKE COMMUNITY ACTION AGENCY		1			1
IVAN, MAYA			1	100%	1
QC LABORATORY			1	100%	1
Cerenity Senior Care-White Bear Lake		1			1
MEDONE URGENT CARE			1	100%	1
MIDWAY SPECIALTY CARE CENTER INC		1			1
BLANCHARD VALLEY HOSPITAL LABORATORY			1	100%	1
LABORATORY COPRORATION OF AMERICA			1	100%	1
MEMORIAL HEALTH SYSTEM		1			1
COMMUNITY PHYSICIANS OF NORTH PORT PA			1	100%	1
PRIMECARE AT PORT ORANGE			1	100%	1
MEDEXPRESS URGENT CARE - LEOMINSTER		1			1
Lakewood Nursing Center			1	100%	1
OMAHA VA MEDICAL CENTER			1	100%	1
Miller Health Care Center			1	100%	1
RIVERSIDE METHODIST HOSPITAL LAB			1	100%	1
S-H THIRTY FIVE OPCO - LUTZ, LLC		1			1
NASSAU UNIVERSITY MEDICAL CENTER DEPT		1			1
STATE OF FLORIDA			1	100%	1
HARDIN MEMORIAL HOSPITAL - HEARTLAND PATHOLOGY CONSULTANTS			1	100%	1
OSF ST JOSEPH MEDICAL CENTER			1	100%	1
ST CATHERINE HOSPITAL LABORATORY			1	100%	1
SUPERKIDS PEDIATRICS			1	100%	1
ASCENSION ST VINCENT'S MEDICAL CENTER			1	100%	1
FULGENT GENETICS HOUSTON		1			1
SV MOBILE HEALTH			1	100%	1
SPRINGFIELD HOSPITAL			1	100%	1
SHANDS JACKSONVILLE CLINICAL CENTER			1	100%	1
CAROMONT HEALTH			1	100%	1

# COVID-19: testing by laboratory

Data through Dec 26, 2020 verified as of Dec 27, 2020 at 09:25 AM

Data in this report are provisional and subject to change.

The numbers in the table below represent the number of Florida and non-Florida residents for whom test results were received by the Department of Health. A person can be tested by more than one laboratory and can have both positive and negative results. **Therefore, the sum of the numbers in each column will be larger than the total number of people tested.**

Reporting lab	Inconclusive	Negative	Positive	Percent positive	Total
NORWALK HOSPITAL			1	100%	1
HENRICO DOCTOR'S LABORATORY			1	100%	1
BROOKS -TLC HOSPITAL SYSTEM			1	100%	1
TEXAS HEALTH ARLINGTON MEMORIAL		1			1
SOUTH FLORIDA URGENT CARE CENTERS, LLC			1	100%	1
COVENANT HEALTH		1			1
HAWAII DEPARTMENT OF HEALTH LAB			1	100%	1
MANATEE MEMORIAL HOSPITAL CLINICAL LABORATORY			1	100%	1
MIAMI CHILDRENS HOSPITAL MIDTOWN OUTPATIENT CENTER			1	100%	1
CVS HEALTH, #5962		1			1
MINUTE CLINIC DIAGNOSTIC PA			1	100%	1
BAYCARE OUTREACH LAB WH SOUTH			1	100%	1
HALIFAX HEALTH PRIMARY CARE			1	100%	1
OCCUPATIONAL HEALTH CENTER		1			1
HARBOR BEACH NURSING AND REHABILITATION CENTER			1	100%	1
TITUSVILLE REHABILITATION AND NURSING CENTER		1			1
GRACE HEALTHCARE OF LAKE WALES		1			1
MED CHOICE CENTER OF NORTH MIAMI			1	100%	1
CLINIC OF PEDIATRICS & GI MEDICINE INC			1	100%	1
SANTA MONICA CA-UCLA MC			1	100%	1
YOUR KIDS URGENT CARE			1	100%	1
HOUSTON METHODIST HOSPITAL			1	100%	1
DESERT HOSPITAL/CPHU CLINICAL LABORATORY			1	100%	1
ADVANCED LABORATORY SERVICES			1	100%	1
FLORIDA CLINICAL LABORATORY INC DBA			1	100%	1
COMPASSION PEDIATRICS			1	100%	1
OMNI HEALTHCARE INC			1	100%	1
LAKELAND REGIONAL HEALTH PABLO			1	100%	1
COVID RAPID LABS			1	100%	1
MEDEXPRESS URGENT CARE-CHIPPEWA		1			1
USF PHYSICIANS GROUP			1	100%	1
BAYFRONT CARDIOVASCULAR ASSOCIATES			1	100%	1
Good Samaritan Society - Albion		1			1
THEDACARE FAMILY MEDICINE GATEWAY			1	100%	1
Summit Medical Group Morristown Oncology		1			1
MINUTE CLINIC LLC #0169		1			1
NORTH SHORE HEMATOLOGY-ONCOLOGY ASSOCIATES PC		1			1
PRIMACARE MEDICAL LAKEWOOD			1	100%	1
MEDEXPRESS URGENT CARE - TOPEKA, SW WANAMAKER RD		1			1
LAS PALMAS MEDICAL CENTER			1	100%	1
COLONIAL MEDICAL CENTER-EAST ORLANDO			1	100%	1
Masonic Medical Research Institute			1	100%	1
SOLARIS HEALTHCARE PLANT CITY		1			1
Princeton Place			1	100%	1
SIPARADIGM LLC		1			1
PRISMA HEALTH TUOMEY LABORATORY			1	100%	1
ACCESS FAMILY CARE LLC			1	100%	1

# COVID-19: testing by laboratory

Data through Dec 26, 2020 verified as of Dec 27, 2020 at 09:25 AM

Data in this report are provisional and subject to change.

The numbers in the table below represent the number of Florida and non-Florida residents for whom test results were received by the Department of Health. A person can be tested by more than one laboratory and can have both positive and negative results. **Therefore, the sum of the numbers in each column will be larger than the total number of people tested.**

Reporting lab	Inconclusive	Negative	Positive	Percent positive	Total
MEDICAL CITY NORTH HILLS			1	100%	1
PM PEDIATRICS PC			1	100%	1
CFHC - FROSTPROOF			1	100%	1
AUTUMN HOUSE			1	100%	1
ORDRS, INC.			1	100%	1
SUNY AT STONY BROOK			1	100%	1
PARKWAY REGIONAL MEDICAL CENTER LAB			1	100%	1
BORINQUEN HEALTH CENTER			1	100%	1
OAKWOOD HOSPITAL - SOUTHSORE			1	100%	1
CLEARWATER PAIN MANAGEMENT ASSOCIATES			1	100%	1
Maple Lane Nursing Home		1			1
PROVIDENCE HOSPITAL			1	100%	1
Riverside Nursing & Rehabilitation Center		1			1
VELOCITY URGENT CARE			1	100%	1
LOPEZ		1			1
Birmingham Nursing & Rehab Center		1			1
Seal Rock Healthcare		1			1
HOLYOKE MEDICAL CENTER			1	100%	1
Accordius Health at Gastonia			1	100%	1
CVS MINUTE CLINIC DIAGNOSTIC MED GRP OF CAL		1			1
PROMPT CARE OF CENTRAL FLORIDA LLC			1	100%	1
MINUTECLINIC DIAGNOSTIC OF MAINE, LLC			1	100%	1
TALLAHASSEE MEMORIAL HEALTHCARE			1	100%	1
WIREGRASS MEDICAL CENTER			1	100%	1
UF HEALTH - WILDLIGHT			1	100%	1
LAKEVIEW HEALTH CARE SYSTEM LLC			1	100%	1
METHODISM MIDLOTHIAN MEDICAL CENTER			1	100%	1
MEDICAL ARTS LABORATORY			1	100%	1
SCRIPPS CLINIC MEDICAL			1	100%	1
FREEPORT ER DOX URGENT CARE		1			1
PRECISION CLINICAL RESEARCH			1	100%	1
POETS WALK SARASOTA			1	100%	1
CLARKSVILLE MANOR INC		1			1
MINUTECLINIC DIAGNOSTIC OF RHODE ISLAN		1			1
THYROID SPECIALTY LABORATORY			1	100%	1
CHILDREN'S MEDICAL CENTER-EAST ORLANDO			1	100%	1
MINUTECLINIC, LLC #1431		1			1
Lenox on the Lake			1	100%	1
Oak Hill Health & Rehabilitation Center			1	100%	1
ADVANCE GASTROENTEROLOGY			1	100%	1
MINUTE CLINIC DIAG OF IND LLC #8674		1			1
ST VINCENTS AMBULATORY CARE INC			1	100%	1
ST JOHNS PEDIATRICS PA		1			1
CAROLINAS HEALTHCARE SYSTEM LAB			1	100%	1
MINUTECLINIC LLC #5157			1	100%	1
ROBERTS WESLEYAN COLLEGE HEALTH CENTE		1			1
MINUTECLINIC DIAGNOSTIC OF NORTH CAROLINA PC #5341		1			1

# COVID-19: testing by laboratory

Data through Dec 26, 2020 verified as of Dec 27, 2020 at 09:25 AM

Data in this report are provisional and subject to change.

The numbers in the table below represent the number of Florida and non-Florida residents for whom test results were received by the Department of Health. A person can be tested by more than one laboratory and can have both positive and negative results. **Therefore, the sum of the numbers in each column will be larger than the total number of people tested.**

Reporting lab	Inconclusive	Negative	Positive	Percent positive	Total
NDX-CORE LAB			1	100%	1
Arlington Care Center			1	100%	1
ST FRANCIS MEDICAL CENTER			1	100%	1
CAREWELL 203			1	100%	1
ORCHID TERRACE		1			1
UHEALTH CORAL SPRINGS			1	100%	1
ADVENTHEALTH SENIOR CARE AT ORMOND			1	100%	1
INTERNAL MEDICINE GROUP OF CENTRAL FLORIDA			1	100%	1
AVERA SACRED HEART HOSPITAL			1	100%	1
KETTERING MEDICAL CENTER			1	100%	1
Heritage Health of Peru			1	100%	1
HIGHLAND PARK LAKEWOOD PRESTON HOLLOW			1	100%	1
OCEAN MEDICAL CENTER		1			1
Medicalodges Neosho			1	100%	1
WYOMING COUNTY DEPARTMENT OF HEALTH		1			1
GOOD SAMARITAN HOSPITAL			1	100%	1
STONECREST MEDICAL CENTER		1			1
VISTA LAKE ASSISTED LIVING			1	100%	1
MEDEXPRESS URGENT CARE - ROSS TOWNSHIP		1			1
LRGHEALTHCARE		1			1
UCH LAB			1	100%	1
MADISON AT OVIEDO			1	100%	1
MEDICAL ASSOCIATES OF CARTER		1			1
SANTA ROSA PEDIATRICS			1	100%	1
MEDEXPRESS URGENT CARE-BRENTWOOD		1			1
ATHENS LIMESTONE HOSPITAL		1			1
MEMORIAL HOSPITAL WEST			1	100%	1
NORTHEAST TEXAS DIALYSIS		1			1
REGIONAL MEDICAL LABORATORY			1	100%	1
HELGEMO & LIOU PEDIATRICS			1	100%	1
Heritage of Red Cloud		1			1
MEDCARE QUALITY MEDICAL CENTER LLC			1	100%	1
ARCADIA DIALYSIS CENTER			1	100%	1
MEDEXPRESS URGENT CARE, BELLE VERNON		1			1
AFFILIATED LABORATORIES INC			1	100%	1
MEDEXPRESS URGENT CARE - BENTONVILLE		1			1
REFERENCE LABORATORY			1	100%	1
MAINE CENTER FOR DISEASE CONTROL AND PREVENTION			1	100%	1
PEDRO L ORTEGA MD PA			1	100%	1
TEVAPHARM			1	100%	1
COMMUNITY MEDICAL CENTER-ORANGE CITY		1			1
HALEYVILLE HEALTH CARE CENTER		1			1
SOUTH DADE NURSING & REHABILITATION CENTER			1	100%	1
SOUTHWEST FLORIDA DIVISION LAB			1	100%	1
HUNEYCUTT FAMILY PRACTICE			1	100%	1
Garden View Care Center at Dougherty Ferry		1			1
TITUSVILLE TOWERS ASSISTED LIVING		1			1



# COVID-19: testing by laboratory

Data through Dec 26, 2020 verified as of Dec 27, 2020 at 09:25 AM

Data in this report are provisional and subject to change.

The numbers in the table below represent the number of Florida and non-Florida residents for whom test results were received by the Department of Health. A person can be tested by more than one laboratory and can have both positive and negative results. **Therefore, the sum of the numbers in each column will be larger than the total number of people tested.**

Reporting lab	Inconclusive	Negative	Positive	Percent positive	Total
WINDSOR MANOR			1	100%	1
BROOKDALE PENSACOLA		1			1
FLORIDA DEPARTMENT OF HEALTH IN LEE COUNTY			1	100%	1
WELLMED AT APOLLO BEACH BLVD			1	100%	1
SUN CLINICAL LABORATORIES			1	100%	1
OAKMONT WEST- GREENVILLE SC		1			1
PENINSULA REGIONAL MED CTR LAB			1	100%	1
UNIV OF NORTH ALABAMA HEALTH CENTER		1			1
PRIMARY CARE GROUP LLC		1			1
American Fork Care Center dba Heritage Care Center		1			1
PALMS OF FT MYERS,THE			1	100%	1
MID-FLORIDA PATHOLOGY LLC - MOBILE UNIT # 3			1	100%	1
JACKSON MADISON CO. GEN. HOSPITAL			1	100%	1
SPINE & PAIN CONSULTANT PLLC		1			1
SEACOAST PATHOLOGY PROFESSIONAL ASSOC		1			1
SURGERY CENTER, THE			1	100%	1
Parkside Manor		1			1
Rio Grande City Nursing and Rehab Center			1	100%	1
EAST TENNESSEE STATE UNIVERSITY		1			1
MINUTE CLINIC, LLC #1434		1			1
WARD MEMORIAL HOSPITAL		1			1
OXY-GENLAB			1	100%	1
PROVIDENCE PORTLAND MEDICAL CENTER		1			1
JAX FAMILY CARE		1			1
MOUNT SINAI MEDICAL CENTER OF FLORIDA, INC			1	100%	1
BEAUMONT HOSPITAL			1	100%	1
AVON PARK CLUSTER		1			1
ALABAMA REFERENCE LAB			1	100%	1
MAHONEY PEDIATRICS PA			1	100%	1
SAINT ALPHONSUS REGIONAL MEDICAL CENTER			1	100%	1
CLAYMED OF NORTH FLORIDA			1	100%	1
YUMA REGIONAL MEDICAL CENTER			1	100%	1
LEHIGH MEDICAL AND RESEARCH CENTER, INC			1	100%	1
Consulate Health Care of Tallahassee			1	100%	1
HEALTH CARE SERVICES LC			1	100%	1
ALLIANCE LABORATORY SERVICES			1	100%	1
LITTLE FALLS HOSPITAL LABORATORY		1			1
MINUTECLINIC DIAG OF IND, LLC #5369		1			1
OMNICARE PHARMACY OF TEXAS 1, LP		1			1
SPECTRUM LABORATORY			1	100%	1
FAMILY MEDICAL CENTERS			1	100%	1
Trucare Living Centers - Columbus		1			1
Eddy Memorial Geriatric Center		1			1
WEST DADE PEDIATRICS			1	100%	1
NORTH CAROLINA STATE LABORATORY OF PUBLIC HEALTH, SPECTRUM LAB NETWORK			1	100%	1
ELEMENTS PHARMACY			1	100%	1
CHRISTUS SPOHN HOSPITAL			1	100%	1

# COVID-19: testing by laboratory

Data through Dec 26, 2020 verified as of Dec 27, 2020 at 09:25 AM

Data in this report are provisional and subject to change.

The numbers in the table below represent the number of Florida and non-Florida residents for whom test results were received by the Department of Health. A person can be tested by more than one laboratory and can have both positive and negative results. **Therefore, the sum of the numbers in each column will be larger than the total number of people tested.**

Reporting lab	Inconclusive	Negative	Positive	Percent positive	Total
ACCESS MEDICAL GROUP OF TAMPA INC			1	100%	1
MALUHIA		1			1
COMPASSION PEDIATRIC URGENT CARE LLC			1	100%	1
FALKVILLE HEALTHCARE		1			1
MINUTECLINIC, LLC #4682		1			1
PORTSMOUTH REG. HOSPITAL			1	100%	1
MAINE HEALTH AND ENVIRONMENTAL TESTING LABORATORY			1	100%	1
FLORIDA MEDICAL CLINIC, LLC			1	100%	1
AMERICAN HEALTH ASSOCIATES INC			1	100%	1
MINUTECLINIC, LLC #1452		1			1
DSI LABORATORIES-NAPLES-7TH			1	100%	1
Buena Vista Care Center		1			1
BRISTOL REGINAL MEDICAL CENTER			1	100%	1
US LABORATORIES			1	100%	1
Raleigh Center (WV)			1	100%	1
MEDEXPRESS URGENT CARE - SALEM		1			1
LAKE VIEW COURT		1			1
CALIFORNIA PUBLIC HEALTH LABORATORY			1	100%	1
KEY WEST BRANCH MEDICAL CLINIC			1	100%	1
BAPTIST EMERGENCY HOSPITAL KELLY			1	100%	1
MEMORIAL HEALTH UNIVERSITY MEDICAL CENTER			1	100%	1
HEALTH GUAGE			1	100%	1
GSM OCED Subsection			1	100%	1
Kroger - KRO01100688			1	100%	1
FLORIDA HOSPITAL TRANSPLANT CENTER		1			1
MINUTECLINIC DIAGNOSTIC MED GRP OF CA		1			1
LABORATORIO MEDICO CENTRAL CONDOMINO MD			1	100%	1
TENNOVA ER - SANGO			1	100%	1
Waters of Covington		1			1
BLACK STALLION WALK IN AND EXERCISE CLINICS LLC		1			1
Signature Healthcare of Savannah		1			1
SOUTHEAST MISSOURI HOSPITAL		1			1
HEALTH PLUS SUNRISE MEDICAL OFFICE			1	100%	1
VITAS HEALTH INC			1	100%	1
CITRONELLE HEALTH AND REHABILITATION CENTER		1			1
VILLAGES HEALTH SYSTEM, LLC, THE			1	100%	1
MEDICAL PAVILION CLINIC			1	100%	1
GALVESTON COUNTY HEALTH DISTRICT			1	100%	1
LSU MEDICAL CENTER			1	100%	1
Integrity Healthcare of Carbondale			1	100%	1
MID FLORIDA BIOLOGICALS			1	100%	1
Orchid Cove at Naples			1	100%	1
CONTINENTAL HOME HEALTH CARE INC			1	100%	1
Oakwood - North Baldwins Center for Living		1			1
VIVIAN SIMMONS FAMILY PRACTICE			1	100%	1
TMH PHYSICIAN PARTNERS			1	100%	1
Smg At Bridgewater Family Medicine		1			1

# COVID-19: testing by laboratory

Data through Dec 26, 2020 verified as of Dec 27, 2020 at 09:25 AM

Data in this report are provisional and subject to change.

The numbers in the table below represent the number of Florida and non-Florida residents for whom test results were received by the Department of Health. A person can be tested by more than one laboratory and can have both positive and negative results. **Therefore, the sum of the numbers in each column will be larger than the total number of people tested.**

Reporting lab	Inconclusive	Negative	Positive	Percent positive	Total
ADVENTHEALTH PHYSICIAN GROUP - APPLEWOOD			1	100%	1
SPORTS MEDICINE CLINIC - U OF WYOMING			1	100%	1
LAB TEST KENDALL LLC		1			1
PALM BEACH DIABETES AND ENDOCRINE SPECIALISTS, PA			1	100%	1
BAYOU URGENT CARE			1	100%	1
PEDIATRIC PARTNERS ZEPHYRHILLS			1	100%	1
The Evangelical Lutheran Good Samaritan Society Prescott Village		1			1
CMC MERCY LABORATORY			1	100%	1
GREATER TAMPA AT HOME			1	100%	1
MEDEXPRESS URGENT CARE - WESTFIELD, E MAIN ST			1	100%	1
PORT ORANGE NURSING & REHAB			1	100%	1
ADVENTHEALTH IMAGING LAKE NONA			1	100%	1
BAPTIST HEALTH MEDICAL PLAZA			1	100%	1
GOOD SAMARITAN SOCIETY - DE SMET		1			1
Chateau Living Center			1	100%	1
WALGREENS # 12338		1			1
OVIDO CHILDRENS HEALTH CENTER LLC		1			1
ADVANCED URGENT CARE CENTER			1	100%	1
ORMC-ARDEN/EOI			1	100%	1
Wedgewood Manor		1			1
Community Care Center of Heritage House, LLC			1	100%	1
ST. LUKE'S HOSPITAL			1	100%	1
BIOMAT ORLANDO		1			1
ORLANDO HEALTH PHYSICIAN GROUP			1	100%	1
NEW YORK STATE DEPARTMENT OF HEALTH			1	100%	1
CELEBRATION FAMILY PHYSICIANS LLC			1	100%	1
Rehab Select of Talladega		1			1
ONslow COUNTY HEALTH DEPARTMENT			1	100%	1
BAPTIST HOSPITAL EMPLOYEE HEALTH OFF			1	100%	1
MANSFIELD MEDICAL LODGE			1	100%	1
Peninsula Nursing and Rehabilitation Center		1			1
ADVANCED INDIVIDUALIZED MEDICINE OF NAPLES			1	100%	1
SOUTHEASTERN PATHOLOGY ASSOCIATES			1	100%	1
CSL PLASMA LAB			1	100%	1
CONSULATE HEALTH CARE OF VERO BEACH			1	100%	1
MCH PHYSICIANS GROUP			1	100%	1
FLORIDA DEPARTMENT OF HEALTH IN ESCAMBIA COUNTY		1			1
NORTHERN KENTUCKY HEALTH DEPARTMENT			1	100%	1
MARYLAND DEPARTMENT OF HEALTH AND MENTAL HYGIENE			1	100%	1
Valley Center (WV)			1	100%	1
PEDIATRIC ASSOCIATES - DORAL			1	100%	1
Douglas County Health Center		1			1
PANCARE HEALTH - HOSFORD SCHOOL			1	100%	1
VA OUTPATIENT PHARMACY			1	100%	1
ST. MARY'S HOSPITAL			1	100%	1
CENTRAL FLORIDA HOSPITALIST			1	100%	1
INFECTION CONTROL DEPT			1	100%	1

# COVID-19: testing by laboratory

Data through Dec 26, 2020 verified as of Dec 27, 2020 at 09:25 AM

Data in this report are provisional and subject to change.

The numbers in the table below represent the number of Florida and non-Florida residents for whom test results were received by the Department of Health. A person can be tested by more than one laboratory and can have both positive and negative results. **Therefore, the sum of the numbers in each column will be larger than the total number of people tested.**

Reporting lab	Inconclusive	Negative	Positive	Percent positive	Total
ARIZA WELLNESS CARE LLC			1	100%	1
HEALTHCARE FOR THE HOMELESS			1	100%	1
PAUL C SCHWARTZ & MELVIN L WEIDMAN		1			1
LAKE PEDIATRICS			1	100%	1
AMI ST FRANCIS HOSPITAL LABORATORY			1	100%	1
HELEN HAYES HOSPITAL LABORATORY		1			1
MIDDLEBURG PEDIATRICS			1	100%	1
DEVLIN MANOR NURSING AND REHABILITATION		1			1
HARDEE COUNTY FIRE RESCUE		1			1
MERCYONE DES MOINES MEDICAL CENTER			1	100%	1
ISLANDS ASSISTED LIVING FACILITY,THE			1	100%	1
SUMMERFIELD PAIN MANAGEMENT			1	100%	1
UNIVERSITY OF IOWA HOSPITALS & CLINICS			1	100%	1
MAYO CLINICAL LABORATORIES		1			1
MIAMI RESCUE MISSION CLINIC INC			1	100%	1
POPLAR HEALTHCARE			1	100%	1
HAYS CLINICAL LAB			1	100%	1
WALGREENS #01398			1	100%	1
WINTER GARDEN CHILDREN'S HEALTH CENTERS			1	100%	1
GRAND VIEW HOSPITAL			1	100%	1
ANDREWS INSTITUTE AMBULATORY SURGERY CENTER		1			1
LUVERNE HEALTH AND REHABILITATION		1			1
ST GERARD'S COMMUNITY OF CARE		1			1
Harbert Hills Academy Nursing Home		1			1
WillowBrooke Court at Westminster Village		1			1
MEDEXPRESS URGENT CARE - LOGAN		1			1
BOSTON PUBLIC HEALTH COMMISSION			1	100%	1
WALGREENS #10308		1			1
METRO HEALTH HOSPITAL LABORATORY		1			1
MINUTECLINIC INCORPORATE, LLC		1			1
HARRINGTON PARK HEALTH AND REHAB		1			1
PHYSICIANS PREMIER			1	100%	1
LP ELIZABETHTON		1			1
Kindred Hospital South Florida Hollywood SNU			1	100%	1
ARDEN COURTS OF SEMINOLE			1	100%	1
GRAND VILLA OF PINELLAS PARK			1	100%	1
FLAGLER CARE CENTER			1	100%	1
Villa Maria			1	100%	1
SHAH			1	100%	1
NAPHCARE INC		1			1
DEPARTMENT OF HEALTH BUREAU OF FAMILY		1			1
Imperial Healthcare Centre			1	100%	1
AMERICAN LAB LLC		1			1
COVE AT THE MARBELLA,THE			1	100%	1
MINUTECLINIC DIAGNOSTIC OF TN, PC 6304		1			1
SOUTH FLORIDA BAPTIST HOSPITAL			1	100%	1
MINUTECLINIC DIAGNOSTICS OF IND LLC			1	100%	1

# COVID-19: testing by laboratory

Data through Dec 26, 2020 verified as of Dec 27, 2020 at 09:25 AM

Data in this report are provisional and subject to change.

The numbers in the table below represent the number of Florida and non-Florida residents for whom test results were received by the Department of Health. A person can be tested by more than one laboratory and can have both positive and negative results. **Therefore, the sum of the numbers in each column will be larger than the total number of people tested.**

Reporting lab	Inconclusive	Negative	Positive	Percent positive	Total
BAPTIST HEALTH LEXINGTON			1	100%	1
GUIDEWELL EMERGENCY MEDICINE DOCTORS LLC #33			1	100%	1
CHESAPEAKE REGIONAL MEDICAL CENTER			1	100%	1
JOSEPH SCHENKER MD PC		1			1
ADVANCED MEDICAL RESEARCH CENTER LLC			1	100%	1
ERIC C MRSHAL, MD, PC #1842		1			1
LAKELAND MEDICAL CENTER			1	100%	1
Alden Lincoln Park			1	100%	1
HCL LABORATORIES			1	100%	1
ALIMETRIX INC		1			1
HUDSON REGIONAL HOSPITAL			1	100%	1
TANGLEWOOD MANOR		1			1
Parkview Care Center			1	100%	1
SIMMONS			1	100%	1
APOPKA FAMILY HEALTH CENTER			1	100%	1
SENDER RETREAT ADULT DAY CARE CENTERS			1	100%	1
HIGHLANDS URGENT CARE			1	100%	1
CFCH - FROSTPROOF			1	100%	1
MINUTECLINIC #2797		1			1
PALM BEACH DIABETES & ENDOCRINE SPECIALISTS PA			1	100%	1
HEALGEN SCIENTIFIC			1	100%	1
EXPEDIAN URGENT CARE			1	100%	1
SHELBYVILLE HOSPITAL COMPANY		1			1
DEPARTMENT OF HEALTH/ NEW YORK			1	100%	1
HABANA HEALTH CARE CENTER			1	100%	1
MINUTECLINIC DIAGNOSTIC OF TN PC #442		1			1
BAYFRONT FAMILY HEALTH CENTER			1	100%	1
ALLIED PEDIATRICS & FAMILY MEDICINE			1	100%	1
MIAMI-DADE COUNTY HEALTH DEPT.		1			1
NEW ERA HEALTH CENTER INC		1			1
Cornerstone at the Ranch		1			1
ELLIS HOSPITAL URGENT CARE CENTER LAB		1			1
SPRINGBROOK HOSPITAL			1	100%	1
VETERANS AFFAIRS MEDICAL CENTER - EAST ORANGE			1	100%	1
WALKIN MEDICAL URGENT CARE,NEW CITY			1	100%	1
SANTA BARABARA ALF LLC (THE WINDSOR)			1	100%	1
KEY WEST HMA PHYSICIAN MANAGEMENT, LLC			1	100%	1
DOCTORS MEMORIAL HOSP HOME HEALTH CARE		1			1
NASSAU COUNTY HEALTH DEPARTMENT		1			1
TUSCAN ISLE CHAMPIONSGATE OP CO LLC		1			1
TENNESSEE VALLEY HCS			1	100%	1
MOUNT SINAI MEDICAL CENTER AVENTURA ER			1	100%	1
HERNANDO COUNTY HEALTH DEPT			1	100%	1
ST. MICHAEL'S ELITE HOSPITAL			1	100%	1
MEDEXPRESS URGENT CARE- COLUMBIA HEIGH		1			1
TRAVIS LEE THOMPSON MD			1	100%	1
SWEDISH COVENANT HOSPITAL			1	100%	1



# COVID-19: testing by laboratory

Data through Dec 26, 2020 verified as of Dec 27, 2020 at 09:25 AM

Data in this report are provisional and subject to change.

The numbers in the table below represent the number of Florida and non-Florida residents for whom test results were received by the Department of Health. A person can be tested by more than one laboratory and can have both positive and negative results. **Therefore, the sum of the numbers in each column will be larger than the total number of people tested.**

Reporting lab	Inconclusive	Negative	Positive	Percent positive	Total
GATEWAY LABORATORIES		1			1
ACCESS HEALTH CARE PHYSICIANS LLC			1	100%	1
HOWELL BRANCH COURT			1	100%	1
DOCTORS CARE OF PALM COAST			1	100%	1
LAREDO EMERGENCY ROOM			1	100%	1
TREASURE COAST MEDICAL CONCIERGE LLC			1	100%	1
OCALA REGIONAL KIDNEY CENTER EAST			1	100%	1
ACCURATE HEALTH SERVICES CORP			1	100%	1
PARTNERS IN PRIMARY CARE		1			1
QUEST DIAGNOSTICS CLINICAL LABORATORIES INC		1			1
NEW MILFORD HOSPITAL			1	100%	1
COOPER CLINIC			1	100%	1
MINUTECLINIC DIAGNOSTIC, PA #10252		1			1
DEPT OF VA MEDICAL CENTER - MIAMI			1	100%	1
CAH ACQUISITION COMPANY 11 LLC			1	100%	1
Vibrallife of El Paso Rehabilitation Center			1	100%	1
NORTH PINELLAS CHILDRENS MEDICAL CENTER INC			1	100%	1
NORTH FLORIDA MEDICAL GROUP		1			1
AZALEALAND NURSING HOME		1			1
OAK HAVEN REHAB AND NURSING CENTER			1	100%	1
NEMOURS CHILDREN'S PRIMARY CARE, ST CLOUD			1	100%	1
MAYO CLINIC OUTPATIENT DIALYSIS CENTER			1	100%	1
MINUTECLINIC, LLC, DBA MINUTECLINIC #6		1			1
AMD			1	100%	1
Avante at Orlando		1			1
INLET CONCIERGE MEDICINE			1	100%	1
MINUTECLINIC DIAGNOSTIC OF TN PC #320		1			1
ATHENA CARE RESOURCES LLC		1			1
NEMOURS CHILDRENS PRIMARY CARE CLERMONT			1	100%	1
MEDEXPRESS URGENT CARE - BENTON		1			1
THE MEDICAL CENTER AT BOWLING GREEN			1	100%	1
COMMUNITY			1	100%	1
Ravenwood Speciality Care		1			1
Garden Isle Healthcare and Rehabilitation Center		1			1
Chateau Girardeau			1	100%	1
Harris Hill Nursing Facility		1			1
SOUTHWEST REGIONAL PCR LABORATORY			1	100%	1
PROGENESIS INC			1	100%	1
FLORIDA DEPARTMENT OF HEALTH PALM BEACH COUNTY			1	100%	1
MARINA DEL REY HOSPITAL LAB			1	100%	1
FLORIDA HOSPITAL LAB			1	100%	1
QUALITY CLINICAL LAB LLC			1	100%	1
LIFE CARE CENTER OF SKAGIT VALLEY		1			1
CATHEDRAL GERONTOLOGY CENTER DBA CATHEDRAL CARES			1	100%	1
LCMC LAB SUBSECTION		1			1
PASCO COUNTY HEALTH DEPARTMENT			1	100%	1
KNOX COMMUNITY HOSPITAL			1	100%	1

# COVID-19: testing by laboratory

Data through Dec 26, 2020 verified as of Dec 27, 2020 at 09:25 AM

Data in this report are provisional and subject to change.

The numbers in the table below represent the number of Florida and non-Florida residents for whom test results were received by the Department of Health. A person can be tested by more than one laboratory and can have both positive and negative results. **Therefore, the sum of the numbers in each column will be larger than the total number of people tested.**

Reporting lab	Inconclusive	Negative	Positive	Percent positive	Total
Florida Baptist Retirement Center		1			1
Chestnut Ridge Nursing & Rehab		1			1
CARESOUTH HHA HOLDINGS OF TALLAHASSEE LLC		1			1
EXPRESS CARE OF THE SHOALS		1			1
HELIX BIOMEDICS LLC			1	100%	1
BRANDON OUTREACH CLINIC			1	100%	1
Manassas Health & Rehab			1	100%	1
CORNERSTONE OF RECOVERY INC		1			1
CITRUS HEALTH NETWORK INC			1	100%	1
FORT LOUDOUN PRIMARY CARE		1			1
BEAUMONT REFERENCE LABORATORY			1	100%	1
PROGRESS PHARMACY INC			1	100%	1
THOMASVILLE REGIONAL MEDICAL CENTER		1			1
ST.ELIZABETH HEALTH CENTER	1				1
PROVIDENCE ST PETER HOSPITAL		1			1
FRESENIUS MEDICAL CARE			1	100%	1
Village Crest Center for Health & Rehabilitation		1			1
WALGREEN#12147		1			1
DIAGNOSTIC & MEDICAL SPECIALISTS OF GREENWICH		1			1
ST CLOUD COMPOUNDING PHARMACY & WELLNESS CENTER		1			1
RHODE ISLAND DEPARTMENT OF HEALTH			1	100%	1
MINUTECLINIC, LLC #4507		1			1
URGENT CARE OF FORT LAUDERDALE INC			1	100%	1
LEELANAU OPCO, LLC		1			1
SHARON REGIONAL MEDICAL CENTER			1	100%	1
DIGNITY HEALING LLC			1	100%	1
THE CHILDREN'S HOSPITAL OF PHILADELPHIA		1			1
BEAUFORT MEMORIAL			1	100%	1
ROAN MOUNTAIN MEDICAL CENTER			1	100%	1
BLOOD SYSTEMS LABORATORIES			1	100%	1
ADVENTHEALTH MEDICAL GROUP FAMILY AND INTERNAL			1	100%	1
KANSAS CITY VA MEDICAL CENTER			1	100%	1
CAREHERE LLC			1	100%	1
BODYK			1	100%	1
COVID TESTING LLC			1	100%	1
HAVEN CUSTEAD CARE CENTER			1	100%	1
HEALTH ALLIANCE			1	100%	1
Lutheran Community at Telford		1			1
FRESENIUS SOUTH FORT MYERS		1			1
PARRISH MEDICAL GROUP			1	100%	1
CYPRESS VILLAGE REHAB CENTER		1			1
GIFFORD MEMORIAL HOSPITAL		1			1
UNIVERSITY OF BALTIMORE WASHINGTON MEDICAL CENTER			1	100%	1
MEDEXPRESS URGENT CARE, LANCASTER WEST		1			1
MID-FLORIDA CANCER CENTERS		1			1
GUIDEWELL EMERGENCY MEDICINE DOCTORS LLC			1	100%	1
VIRGINIA UROLOGY		1			1

# COVID-19: testing by laboratory

Data through Dec 26, 2020 verified as of Dec 27, 2020 at 09:25 AM

Data in this report are provisional and subject to change.

The numbers in the table below represent the number of Florida and non-Florida residents for whom test results were received by the Department of Health. A person can be tested by more than one laboratory and can have both positive and negative results. **Therefore, the sum of the numbers in each column will be larger than the total number of people tested.**

Reporting lab	Inconclusive	Negative	Positive	Percent positive	Total
EXAC CARE CROSSVILLE		1			1
UPSON REGIONAL MEDICAL CENTER			1	100%	1
CAREWELL JW - WORCESTER LNC			1	100%	1
MEDEXPRESS URGENT CARE - LITTLE ROCK		1			1
DAVENPORT PEDIATRICS CLERMONT PA		1			1
UNIVERSITY OF MIAMI MILLER SCHOOL			1	100%	1
PUTNAM CO HOSPITAL-D/B/A ASBURY TOWERS		1			1
Bolingreen Health and Rehabilitation		1			1
NORTH SHORE HEMATOLOGY-ONCOLOGY ASSOCI		1			1
Bivins Pointe			1	100%	1
LIFELINK OF FLORIDA			1	100%	1
MID FLORIDA COMMUNITY SERVICES			1	100%	1
MEDEXPRESS URGENT CARE-SALINA, S 9TH ST		1			1
OPTIMAL MEDICINE INC		1			1
EXPRESS LAB LIVINGSTON			1	100%	1
SOUTHERN SPRINGS HEALTH CARE		1			1
BAYCARE OUTREACH LAB			1	100%	1
ULTIMATE ANALYSIS LABORATORY			1	100%	1
Life Care Center of Estero			1	100%	1
VISTA DEL SOL MED ASSOC		1			1
INHEALTH LIFE SCIENCES LLC			1	100%	1
DEPARTMENT OF HEALTH AND ENVIRONMENTAL CONTROL			1	100%	1
AURORA CONSOLIDATED LABORATORY			1	100%	1
PLEASANT RIDGE MANOR WEST		1			1
The Center at Centennial			1	100%	1
Portsmouth Health and Rehab			1	100%	1
AIRPORT CLINIC			1	100%	1
ALLEGANY COUNTY DEPARTMENT OF HEALTH		1			1
KIDSVILLE PEDIATRICS III PA			1	100%	1
ELITE CARE			1	100%	1
El Paso Health Care Center			1	100%	1
ADVENT HEALTH - OWASA			1	100%	1
OCALA REGIONAL DIALYSIS- NORTH			1	100%	1
ADVENTHEALTH MEDICAL GROUP FAMILY MEDICINE AT RDV		1			1
DIVERSICARE OF BIG SPRINGS		1			1
LAB PLUS, LLC			1	100%	1
TREASURE COAST PRIMARY CARE		1			1
MORGAN STANELY HEALTH CENTER		1			1
WESTON COUNTY HEALTH SERVICES			1	100%	1
MINUTECLINIC DIAGNOSTIC OF OHIO #2964		1			1
Tremont Health & Rehabilitation Center		1			1
DASCENA LAB			1	100%	1
ST JOHNS EPISCOPAL HOSPITAL SOUTH SHORE		1			1
ICARE		1			1
MINUTECLINIC MINUTECLINIC #921		1			1
CORIZON HEALTH INC			1	100%	1
LabCorp L#09258295 M#09258285			1	100%	1

# COVID-19: testing by laboratory

Data through Dec 26, 2020 verified as of Dec 27, 2020 at 09:25 AM

Data in this report are provisional and subject to change.

The numbers in the table below represent the number of Florida and non-Florida residents for whom test results were received by the Department of Health. A person can be tested by more than one laboratory and can have both positive and negative results. **Therefore, the sum of the numbers in each column will be larger than the total number of people tested.**

Reporting lab	Inconclusive	Negative	Positive	Percent positive	Total
CAREWELL URGENT CARE FITCHBURG			1	100%	1
BOONE DRUG & HEALTHCARE AT DEERFIELD			1	100%	1
NORTHSIDE HOSPITAL DULUTH			1	100%	1
CARESPOT - OCOEE			1	100%	1
PREMIER FAMILY AND SPORTS MEDICINE LLC			1	100%	1
NATION'S BEST CARE HOME HEALTH			1	100%	1
FLORIDA EPIDEMIOLOGY PROGRAM			1	100%	1
BL DIAGNOSTICS LLC			1	100%	1
ROYAL PALM PEDIATRICS			1	100%	1
DOCTORS CARE – GREER		1			1
NORTHEAST PEDIATRICS			1	100%	1
Mill Valley Care Center		1			1
ASHLEY CLINICAL DIAGNOSTIC LABORATORY			1	100%	1
CHIEFLAND MEDICAL CENTER			1	100%	1
Signature Healthcare of Georgetown		1			1
MEMORIAL HERMANN HOSPITAL			1	100%	1
CROSSROADS URGENT CARE DBA URGENT TEA		1			1
ARTHREX MEDICAL CENTER EAST			1	100%	1
STARLING AT NOCATEE			1	100%	1
MARTIN HEALTH PHYSICIAN GROUP			1	100%	1
FIT4LIFE MEDICAL CENTER			1	100%	1
PARK AVENUE PEDIATRICS PC		1			1
MEMORIALCARE LONG BEACH MEDICAL CENTER			1	100%	1
CLINCLOUD, LLC			1	100%	1
Alden North Shore			1	100%	1
GEORGE WASHINGTON UNIVERSITY HOSPITAL			1	100%	1
BAPTIST HOSPITAL LABORATORY			1	100%	1
CERMAK HEALTH SERVICES			1	100%	1
UMHC HOLLYWOOD LABORATORY			1	100%	1
ADVANCED RESEARCH AND DIAGNOSTIC LABORATORY UNIVERSITY OF MINNESOTA			1	100%	1
FRUITVILLE URGENT CARE			1	100%	1
WOODHOUSE INC		1			1
WATERBURY HOSPITAL REFERENCE LAB			1	100%	1
MISSION HOSPITAL			1	100%	1
MERITER LABORATORIES			1	100%	1
MADISON FACILITY INC			1	100%	1
WELLNOW URGENT CARE-OSWEGO			1	100%	1
LAKE LURE HEALTH CENTER			1	100%	1
SAINT BARNABAS MEDICAL CENTER		1			1
Lynwood		1			1
Crowne Place Assisted Living		1			1
BASCOM PALMER EYE INSTITUTE			1	100%	1
MINUTE-CLINIC DIAGNOSTIC OF VIRGINIA,		1			1
Cortland Acres Association		1			1
VIVEX/UMTB BIOMEDICAL			1	100%	1
HEALTHCARE ASSOCIATES OF IRVING, LLP			1	100%	1
SHELL POINT HOME HEALTH			1	100%	1

# COVID-19: testing by laboratory

Data through Dec 26, 2020 verified as of Dec 27, 2020 at 09:25 AM

Data in this report are provisional and subject to change.

The numbers in the table below represent the number of Florida and non-Florida residents for whom test results were received by the Department of Health. A person can be tested by more than one laboratory and can have both positive and negative results. **Therefore, the sum of the numbers in each column will be larger than the total number of people tested.**

Reporting lab	Inconclusive	Negative	Positive	Percent positive	Total
ROYAL OAK MEDICAL CENTER LLC DBA CHARACTER FAMILY			1	100%	1
NORTH RIVER FAMILY HEALTH CENTER			1	100%	1
EASTERN FLORIDA STATE COLLEGE - PALM BAY CAMPUS□			1	100%	1
CLIFTON-FINE HOSPITAL LABORATORY		1			1
YOUR HEALTH PEDIATRICS			1	100%	1
JOSHUA E CHESIR MD		1			1
MEMORIAL HOSPITAL OF TAMPA			1	100%	1
FRESENIUS KIDNEY CARE DUNEDIN			1	100%	1
LIFE CARE CENTER OF GWINNETT		1			1
TERRELL URGENT CARE			1	100%	1
TMH CANCER CENTER LABORATORY			1	100%	1
SOUTHWOOD NURSING & RETIREMENT CENTER		1			1
SOUTH LAKE FAMILY HEALTH CENTER			1	100%	1
MOORE CLINICAL RESEARCH INC			1	100%	1
MINUTECLINIC DIAGNOSTIC OF TEXAS LLC		1			1
SOUTHWOOD HEALTHCARE CENTER		1			1
REEVES COUNTY HOSPITAL DISTRICT			1	100%	1
EAST FL CORE LAB			1	100%	1
PELICAN STATE OUTPATIENT CENTER			1	100%	1
Mountain View Manor			1	100%	1
PALM SPRINGS GENERAL HOSPITAL			1	100%	1
MEDEXPRESS URGENT CARE - CONWAY		1			1
Autumn Care of Suffolk		1			1
FLORIDA SCHOOL FOR THE DEAF AND THE BLIND			1	100%	1
BAYCARE OUTREACH LAB AT NEW TAMPA			1	100%	1
MEMORIAL HOSPITAL - BELLEVILLE			1	100%	1
SOUTHWEST ORLANDO FAMILY MEDICINE, PL			1	100%	1
MEMORIAL HEALTHCARE SYSTEM			1	100%	1
SOUTHEASTERN HEALTH FACILITES, INC		1			1
WALKONCLINIC			1	100%	1
BOULDER COMMUNITY HOSPITAL			1	100%	1
STEWART MEDICAL GROUP INC			1	100%	1
A.G. Rhodes		1			1
CAREHERE HUDSON BAY			1	100%	1
JACK M MATHENY II MD			1	100%	1
HEALTHQUEST, INC			1	100%	1
SHANNON CLARK OD, PA			1	100%	1
NFRC CLINICAL LAB			1	100%	1
The Pines at Poughkeepsie Center for Nursing and Rehabilitation		1			1
CARESOUTH HHA HOLDINGS OF THE TREASURE COAST LLC			1	100%	1
ADVENTHEALTH MEDICAL GROUP SENIOR HEALTH AT			1	100%	1
DAYTONA BEACH CENTRA CARE			1	100%	1
MINUTECLINIC, LLC #1492		1			1
GEORGETOWN URGENT CARE			1	100%	1
UPMC NORTHWEST HOSPITAL			1	100%	1
SACRED HEART MEDICAL CENTER			1	100%	1
Glen Oaks Health and REhabilitation		1			1



# COVID-19: testing by laboratory

Data through Dec 26, 2020 verified as of Dec 27, 2020 at 09:25 AM

Data in this report are provisional and subject to change.

The numbers in the table below represent the number of Florida and non-Florida residents for whom test results were received by the Department of Health. A person can be tested by more than one laboratory and can have both positive and negative results. **Therefore, the sum of the numbers in each column will be larger than the total number of people tested.**

Reporting lab	Inconclusive	Negative	Positive	Percent positive	Total
Bayou Vista Community Care Center			1	100%	1
LADY OF THE SEA HOSPITAL LAB			1	100%	1
SOUTHERN BREEZE HEALTHCARE			1	100%	1
BRIDGE DIAGNOSTICS			1	100%	1
SPRINGHILL SENIOR RESIDENCE		1			1
PROGRESSIVE MEDICAL RESEARCH			1	100%	1
GENESIS MICROBIOLOGY LAB		1			1
EASTMAN HEALTHCARE & REHAB		1			1
WESLEY MEDICAL CENTER			1	100%	1
NORTH FLORIDA CHILD DEVELOPMENT, INC			1	100%	1
CROSSROADS URGENT CARE PLLC		1			1
MOSAIC MEDICAL CENTER MARYVILLE			1	100%	1
MINUTECLINIC DIAGNOSTIC OF TN, PC 6438		1			1
EH FARGO HOSPITAL LABORATORY			1	100%	1
Waddell Nursing & Rehab Center		1			1
BUENA VIDA ESTATES			1	100%	1
2504-HOMEWOOD		1			1
UHS BINGHAMTON GENERAL			1	100%	1
CARTERSVILLE MEDICAL CENTER			1	100%	1
GOSHEN HOSPITAL			1	100%	1
NEW YORK CITY DEPARTMENT OF HEALTH			1	100%	1
FHCP ASC - ORANGE CITY			1	100%	1
CVS MINUTE CLINIC DIAGNOSTIC PA #3060		1			1
MEDEXPRESS-DOVER		1			1
MEDERI CARETENDERS VS OF SE FL LLC DBA			1	100%	1
CENTRAL CAROLINA HOSPITAL			1	100%	1
MT CARMEL PHARMACY INC		1			1
RIDGEFIELD PEDIATRIC ASSOCIATES		1			1
NEW HORIZON PRIMARY CARE LLC			1	100%	1
The Palms Nursing and Rehabilitation		1			1
CORDOVA FAMILY PRACTICE			1	100%	1
STEWARD FLORIDA ALF, INC			1	100%	1
Manor Care of Dallastown d/b/a ManorCare Health Services - Dallastown		1			1
THE EDGEWATER AND WATERMAN VILLAGE			1	100%	1
HOME DOCS		1			1
OHIOHEALTH URGENT CARE			1	100%	1
MINUTECLINIC DIAGNOSTIC OF SC, LLC #4		1			1
VALLEY MEDICAL LABORATORY			1	100%	1
MORNINGSIDE NURSING AND REHABILITATION		1			1
OLEAN GENERAL HOSPITAL		1			1
DUKE HEALTH REGIONAL HOSPITAL			1	100%	1
FAITH FAMILY PRACTICE			1	100%	1
HORIZON MEDICAL CENTER			1	100%	1
SANITAS RESEARCH LLC			1	100%	1
LIFELINK TISSUE BANK D/B/A LIFELINK TISSUE BANK		1			1
RIVERSIDE MEDICAL CENTER		1			1
JUPITER PEDIATRIC ASSOCIATES, PA			1	100%	1

# COVID-19: testing by laboratory

Data through Dec 26, 2020 verified as of Dec 27, 2020 at 09:25 AM

Data in this report are provisional and subject to change.

The numbers in the table below represent the number of Florida and non-Florida residents for whom test results were received by the Department of Health. A person can be tested by more than one laboratory and can have both positive and negative results. **Therefore, the sum of the numbers in each column will be larger than the total number of people tested.**

Reporting lab	Inconclusive	Negative	Positive	Percent positive	Total
NICKLAUS CHILDREN'S DORAL OUTPATIENT CENTER			1	100%	1
POMPANO BEACH ARTIFICIAL KIDNEY CENTER			1	100%	1
CONVENIENT MEDICAL AND HEALTH SERVICES			1	100%	1
Lemont Nursing and Rehab Center			1	100%	1
RM PHARMACY SERVICES INC		1			1
Vi at Aventura		1			1
Heartland of Perrysburg		1			1
Livingston County Center for Nursing and Rehabilitation		1			1
HYDE PARK MEDICAL CENTER		1			1
MINUTECLINIC, LLC #07852		1			1
CQUENTIA NGS, LLC			1	100%	1
ROSE HAVEN NURSING CENTER		1			1
CARE STATION MEDICAL GROUP		1			1
MONMOUTH MEDICAL CENTER		1			1
DIVERSE MEDICAL CARE LLC			1	100%	1
MISSOURI DEPARTMENT OF HEALTH AND SENIOR SERVICES - STATE PH LAB		1			1
Longwood Community Living Center		1			1
PINNACLE DIALYSIS		1			1
ADVENTHEALTH MEDICAL GROUP UROLOGY AT EAST ORLANDO		1			1
SAINT JOSEPHS HOSPITAL OF ATLANTA			1	100%	1
LEE MEMORIAL HOSPITAL OUTPATIENT SURGERY CENTER			1	100%	1
San Antonio Residence and Rehabilitation Center		1			1
BROOKDALE FORT MYERS LAKES PARK			1	100%	1
FLAGLER PROFESSIONAL HEALTH CARE SERVICES INC		1			1
DERMDX, DIV OF AURORA DIAGNOSTICS/BERNHARDT LAB		1			1
BIODORON LABORATORIES			1	100%	1
Kroger - KR070300083			1	100%	1
MINUTE CLINIC DIAGNOSTIC OF KANSAS PA		1			1
MERITUS MEDICAL CENTER			1	100%	1
XSTREMEMD			1	100%	1
WALGREENS #06025		1			1
PALMETTO PRIMARY CARE PHYSICIANS			1	100%	1
BROOKSVILLE REGIONAL HOSPITAL			1	100%	1
PEDIATRICS URGENT CARE, LLC			1	100%	1
KENDALL PEDIATRICS PARTNERS LLC			1	100%	1
STUART SURGERY CENTER, LLC			1	100%	1
15 TO KNOW			1	100%	1
NORTHEAST FLORIDA HEALTH SERVICES			1	100%	1
UNIVERSITY OF SOUTH FLORIDA			1	100%	1
EAST RIDGE RETIREMENT VILLAGE INC		1			1
BOSTON MEDICAL CENTER			1	100%	1
UNIVERSITY OF MIAMI			1	100%	1
EASTSIDE MEDICAL CLINIC		1			1
VANAJA SUREDDI MD PA			1	100%	1
ESOTERIC LAB			1	100%	1
URGENT DOC -NACOGODOCHES CLINIC			1	100%	1
Luther Acres Manor		1			1

# COVID-19: testing by laboratory

Data through Dec 26, 2020 verified as of Dec 27, 2020 at 09:25 AM

Data in this report are provisional and subject to change.

The numbers in the table below represent the number of Florida and non-Florida residents for whom test results were received by the Department of Health. A person can be tested by more than one laboratory and can have both positive and negative results. **Therefore, the sum of the numbers in each column will be larger than the total number of people tested.**

Reporting lab	Inconclusive	Negative	Positive	Percent positive	Total
MEDICAL ASSOCIATES OF PINELLAS - LAB			1	100%	1
GIBSON AREA PRIMARY CARE			1	100%	1
FAMILY PRACTICE OF CENTRAL FLORIDA PA			1	100%	1
CENTRAL FL INTERNAL MEDICINE ASSOCIATES LLC		1			1
MINUTECLINIC, LLC #1470		1			1
PALMA CEIA MED GROUP-SWANN		1			1
NHLS		1			1
STANLY REGIONAL MEDICAL CENTER			1	100%	1
FLORIDA STATE UNIVERSITY HEALTH SERVICES			1	100%	1
CARING PROFESSIONAL HEALTH CARE LLC		1			1
COSTCO PHARMACY #1023			1	100%	1
ST JOSEPHS HOSPITAL SOUTH HOSPITAL			1	100%	1
MAYO CLINIC BEACHES PRIMARY CARE CTR		1			1
STANDIFER PLACE		1			1
CENTRAL TX URGENT CARE			1	100%	1
USC VERDUGO HILLS HOSPITAL			1	100%	1
NORTH SHORE HEMATOLOGY-ONCOLOGY ASSOCIATES		1			1
BAYMEADOWS PEDIATRIC CARE		1			1
MEDEXPRESS URGENT CARE - SPRINGFIELD, COOLEY ST		1			1
SKY RIDGE MEDICAL CENTER - MICRO			1	100%	1
CVS HEALTH, #2043		1			1
MINUTECLINIC DIAGNOSTIC OF NEVADA #87		1			1
ONPOINT URGENT CARE			1	100%	1
FIU HEALTH CARE CENTER			1	100%	1
MARYLAND DEPARTMENT OF HEALTH AND MENTAL HYGIENE-LABORATORIES			1	100%	1
MEDEXPRESS URGENT CARE - ANDERSON		1			1
TIMPANOGOS REGIONAL HOSPITAL			1	100%	1
SHAMRA MEDICAL LABORATORY			1	100%	1
PUBLIX PHARMACY #0332		1			1
ST PETE DIRECT PRIMARY CARE		1			1
SUSAN F. WILLIAMS M.D., P.A.			1	100%	1
SEATTLE-KING COUNTY			1	100%	1
WARE EXPRESS CARE			1	100%	1
Diversicare of Smyrna		1			1
DAUGHTERS OF SARAH NURSING CENTER		1			1
BARRINGTON TERRACE NAPLES			1	100%	1
RENOWN REGIONAL MEDICAL CENTER			1	100%	1
ALBANY MEDICAL CENTER			1	100%	1
LIFESPAN HEALTH - SELMER		1			1
INTEGRATED GENETICS SEQUENOM		1			1
UNIVERSITY COMMUNITY HEALTH SERVICES			1	100%	1
CARDIAC AND VASCULAR CONSULTANTS MD PA		1			1
SANTA CLARA VALLEY MEDICAL CENTER			1	100%	1
NEWTON MEMORIAL HOSPITAL		1			1
Sanford Health & Rehabilitation			1	100%	1
SISTERS MISSION			1	100%	1
Monument Health Strugis Care Center		1			1

# COVID-19: testing by laboratory

Data through Dec 26, 2020 verified as of Dec 27, 2020 at 09:25 AM

Data in this report are provisional and subject to change.

The numbers in the table below represent the number of Florida and non-Florida residents for whom test results were received by the Department of Health. A person can be tested by more than one laboratory and can have both positive and negative results. **Therefore, the sum of the numbers in each column will be larger than the total number of people tested.**

Reporting lab	Inconclusive	Negative	Positive	Percent positive	Total
LAKE HOWARD HEIGHTS		1			1
HENRY FORD WEST BLOOMFIELD HOSPITAL			1	100%	1
NEW YORK UNIVERSITY MEDICAL CENTER			1	100%	1
MDS PHARMA SERVICES		1			1
LAURELLWOOD NURSING CENTER		1			1
UF KANAPAHA LAB BEAKER		1			1
CLINICAL TRIALS OF TAMPA LLC		1			1
MEDEXPRESS URGENT CARE - WICHITA, N MAIZE RD		1			1
KAISER PERMANENTE REGIONAL REFERENCE LABORATORY		1			1
HUMILITY OF MARY HEALTH PARTNERS			1	100%	1
Sherwood Oaks Health Center			1	100%	1
NEW YORK PRESBYTERIAN HOSPITAL			1	100%	1
VALLEY HOSPITAL MEDICAL CENTER		1			1
DOCTOR'S IN-HOUSE LAB/COMMUNITY HEALTH CENTERS OF PINELLAS – JOHNNIE R			1	100%	1
MERCY GENERAL HOSPITAL			1	100%	1
MEMORIAL HOSPITAL LOS BANOS			1	100%	1
TRIPLE O MEDICAL SERVICES INC			1	100%	1
CORPORATION OF AMERICA		1			1
ST VINCENT'S AMBULATORY CARE INC			1	100%	1
HOLLAND COMMUNITY HOSPITAL		1			1
WHEATON FRANCISCAN LABORATORY			1	100%	1
EVENTIDE LUTHERAN HOME		1			1
UNIVERSITY OF MIAMI PRIMARY CARE SITE UMHC 3039			1	100%	1
HALIFAX FAMILY HEALTH CENTER			1	100%	1
MEDERI CARETENDERS			1	100%	1
CHP COVID-19 (TX)			1	100%	1
URGENT CARE COASTAL GA			1	100%	1
COASTAL SKIN SURGERY AND DERMATOLOGY PL		1			1
MEDEXPRESS URGENT CARE - BECKLEY		1			1
EDWARD HOSPITAL			1	100%	1
FLORIDA DEPARTMENT OF HEALTH SEMINOLE COUNTY		1			1
NHC Chattanooga			1	100%	1
PARKLAND HEALTH & HOSPITAL			1	100%	1
NONA MEDICAL ARTS		1			1
CARSON NURSING AND REHABILITATION CENT		1			1
HAVASU REGIONAL MEDICAL CENTER			1	100%	1
ST. PETERSBURG PEDIATRICS-SEMINOLE			1	100%	1
ST MARYS MEDICAL CENTER			1	100%	1
MICROBIOLOGY DEPARTMENT			1	100%	1
PALM WEST INTERNIST PA			1	100%	1
MINUTECLINIC DIAGNOSTIC OF OKLAHOMA			1	100%	1
TITUS REGIONAL MEDICAL CENTER			1	100%	1
PCR DIAGNOSTICS			1	100%	1
Manorcare Health Services West Reading North		1			1
UNITED HEALTHCARE			1	100%	1
ADVANCE MD CARE			1	100%	1
OAKMONTE VILLAGE OF DAVIE			1	100%	1

# COVID-19: testing by laboratory

Data through Dec 26, 2020 verified as of Dec 27, 2020 at 09:25 AM

Data in this report are provisional and subject to change.

The numbers in the table below represent the number of Florida and non-Florida residents for whom test results were received by the Department of Health. A person can be tested by more than one laboratory and can have both positive and negative results. **Therefore, the sum of the numbers in each column will be larger than the total number of people tested.**

Reporting lab	Inconclusive	Negative	Positive	Percent positive	Total
ASCENSION ST VINCENT'S - WESTSIDE			1	100%	1
DEACONESS URGENT CARE CENTER			1	100%	1
INTEGRATED FAMILY MEDICAL CENTER			1	100%	1
MD NOW URGENT CARE			1	100%	1
FIVE STAR PREMIER RESIDENCES OF POMPANO BEACH			1	100%	1
MEDEXPRESS URGENT CARE - LAWRENCE		1			1
MINIUTECLINIC DIAG OF IND, LLC #6553		1			1
ST JOHNS MEDICAL CENTER		1			1
MY URGENT CARE CLINIC			1	100%	1
CRESTAR LABS			1	100%	1
Flagler Health and Rehabilitation			1	100%	1
BAPTIST HEALTH EXPRESS CARE			1	100%	1
CARESPOT URGENT CARE		1			1
LEGACY AT HIGHWOODS PRESERVE		1			1
EAST COAST INSTITUTE FOR RESEARCH LLC			1	100%	1
DOCTORS HEARING			1	100%	1
BMC/NASSAU			1	100%	1
RIVIERA BEACH HEALTH CENTER LAB			1	100%	1
LOGAN COUNTY HOSPITAL			1	100%	1
RAPID CITY REGIONAL HOSPITAL -579 ATTN. LABORATORY		1			1
Iron County Medical Care Facility		1			1
CELEBRATION HOSPITAL			1	100%	1
AFFINITY URGENT CARE			1	100%	1
CHRISTIANA HOSPITAL		1			1
HEART HOSPITAL OF LAFAYETTE: EMERGENCY ROOM			1	100%	1
FAST PACE MEDICAL CLINIC PLLC		1			1
KANA MEDICAL			1	100%	1
WMC HEALTH GROUP OF KISSIMMEE LLC			1	100%	1
ALPHA 1 ANTITRYPSIN RESEARCH PROGRAM			1	100%	1
Central Park Healthcare & Rehabilitation Center		1			1
SONNI'S PEDIATRICS			1	100%	1
TAMPA GENERAL MEDICAL GROUP LABORATORY HEALTHPARK			1	100%	1
CULVER CITY URGENT CARE			1	100%	1
COMMUNICABLE DISEASE CONTROL/PUBLIC HEALTH EMERGENCY PREPAREDNESS			1	100%	1
DIXITKUMAR N MODI MD PA			1	100%	1
PARK AVENUE DERMATOLOGY NORTH			1	100%	1
TRUCARE LIVING CENTERS - SELMA			1	100%	1
PALOMAR MEDICAL CENTER			1	100%	1
BRONSON METHODIST HOSPITAL			1	100%	1
Niles Nursing and Rehab. Center		1			1
TWIN			1	100%	1
BAPTIST HOSPITAL OF MIAMI MCI BROWARD LABORATORY			1	100%	1
Caldwell Care		1			1
MURFREESBORO MEDICAL CLINIC		1			1
DONALSONVILLE HOSPITAL			1	100%	1
UNIVERSITY OF MARYLAND PATHOLOGY ASSOCIATES			1	100%	1
Jersey City Medical Center		1			1



# COVID-19: testing by laboratory

Data through Dec 26, 2020 verified as of Dec 27, 2020 at 09:25 AM

Data in this report are provisional and subject to change.

The numbers in the table below represent the number of Florida and non-Florida residents for whom test results were received by the Department of Health. A person can be tested by more than one laboratory and can have both positive and negative results. **Therefore, the sum of the numbers in each column will be larger than the total number of people tested.**

Reporting lab	Inconclusive	Negative	Positive	Percent positive	Total
FAIRFIELD MEDICAL CENTER			1	100%	1
MINUTECLINIC DIAGNOSTIC OF TN, PC 374		1			1
Regency Square			1	100%	1
APS-SUMMIT CARE PHARMACY, LLC DBA OMNICARE		1			1
NORDX			1	100%	1
LEXINGTON PLACE SENIOR LIVING COMMUNITY		1			1
SUMMIT LABORATORY			1	100%	1
PHYSICIANS PRIMARY CARE LEHIGH PEDS			1	100%	1
EXCEL URGENT CARE OF NJ			1	100%	1
CEPERO PEDIATRICS PA			1	100%	1
Sears Coastal Nursing and Rehab		1			1
PEDIATRIC ASSOCIATES - MIAMI LAKES		1			1
SCIENCE CARE			1	100%	1
Long Beach Care Center			1	100%	1
FHPG_EXP CARE W HILLSBOROUGH			1	100%	1
WATERS EDGE ELEMENTARY SCHOOL			1	100%	1
EXCEPTIONAL EMERGENCY CENTER			1	100%	1
BAPTIST HEALTH SURGERY CENTER			1	100%	1
CROSS CREEK HEALTH CARE		1			1
SKYRIDGE CLINICAL ASSOCIATES		1			1
Community Compassion Center of Batesville			1	100%	1
CARENOW URGENT CARE – SPRING			1	100%	1
CONWAY MEDICAL CENTER			1	100%	1
IZ MEDICAL		1			1
MEDEXPRESS URGENT CARE - JEANNETTE		1			1
CLEVELAND CLINIC OHIO LABORATORIES			1	100%	1
JOHNSON & JOHNSON VISION CARE-VISTAKON			1	100%	1
FALMOUTH BY THE SEA			1	100%	1
FLORIDA MEDICAL CLINIC PA GI			1	100%	1
DEVANSH LAB WERKS		1			1
UMASS MEMORIAL/MARLBORO HOSPITAL			1	100%	1
FLEMING ISLAND CENTER FOR CLINICAL RESEARCH		1			1
ACCOMPLISHED HOME CARE		1			1
CHOTA COMMUNITY HEALTH SERVICES		1			1
NASSAU COUNTY HEALTH DEPARTMENT-FERNANDINA BEACH C		1			1
MARION COUNTY HEALTH DEPARTMENT			1	100%	1
MEDTOWN PHARMACY			1	100%	1
LIBERTY HEALTH CENTER			1	100%	1
CLEVELAND CLINIC AKRON GENERAL			1	100%	1
ILLINOIS DEPT OF PUBLIC HEALTH LABS			1	100%	1
RIVERSIDE COUNTY PUBLIC HEALTH LABORATORY			1	100%	1
BROOKSHIRE, THE			1	100%	1
MEDEXPRESS URGENT CARE - HADLEY		1			1
MINUTE CLINIC OF KANSAS PA			1	100%	1
HOME AIDE SVC OF EASTERN NY INC D/B/A		1			1
ADVENTHEALTH MEDICAL GROUP COMMUNITY MEDICINE			1	100%	1
ORLANDO PHYSICIAN NETWORK		1			1

# COVID-19: testing by laboratory

Data through Dec 26, 2020 verified as of Dec 27, 2020 at 09:25 AM

Data in this report are provisional and subject to change.

The numbers in the table below represent the number of Florida and non-Florida residents for whom test results were received by the Department of Health. A person can be tested by more than one laboratory and can have both positive and negative results. **Therefore, the sum of the numbers in each column will be larger than the total number of people tested.**

Reporting lab	Inconclusive	Negative	Positive	Percent positive	Total
441 URGENT CARE CENTER - BROWNWOOD			1	100%	1
CRANES VIEW LODGE			1	100%	1
BAPTIST HOSPITAL EAST			1	100%	1
UNIVERSITY URGENT CARE			1	100%	1
MINNESOTA DEPARTMENT OF HEALTH LABORATORY			1	100%	1
BROOKDALE OF SPRING HILL		1			1
HACKENSACK UNIVERSITY MEDICAL CENTER		1			1
RIGHT AT HOME			1	100%	1
CRUSADER COMMUNITY HEALTH			1	100%	1
LAKEVIEW REGIONAL HOSPITAL			1	100%	1
MOUNT SINAI AVENTURA DIAGNOSTIC CENTER			1	100%	1
HEALTHPARK MEDICAL CTR NURSING SVC		1			1
KIDSVILLE PEDIATRICS IV PA		1			1
ALTA BATES SUMMIT MEDICAL CENTER CLINICAL LAB			1	100%	1
LOWER KEYS COMMUNITY HEALTH CENTER			1	100%	1
SUNCOAST COMMUNITY HEALTH CENTERS INC		1			1
KINGWOOD EMERGENCY HOSPITAL			1	100%	1
STEPHENS COUNTY HOSPITAL			1	100%	1
ST. VINCENT HOSPITAL			1	100%	1
MOUNT SINAI COMPREHENSIVE CANCER CENTER			1	100%	1
LAKEWOOD RANCH MEDICAL CENTER CLINICAL LAB			1	100%	1
SELF REGIONAL HEALTHCARE			1	100%	1
GENESIS HEALTH SYSTEM			1	100%	1
BOLLES SCHOOL, THE			1	100%	1
SOUTHERN WINDS			1	100%	1
PINELLAS CHD - CLEARWATER			1	100%	1
LAKE MARY OPTUM FLORIDA			1	100%	1
FAMILY PRACTICE ASSOCIATES		1			1
PRIMEX CLINICAL LABORATORIES INC			1	100%	1
COMMONWEALTH OF VIRGINIA DIVISION OF CONSOLIDATED LABORATORY SERVICES			1	100%	1
ORLANDO FAMILY PHYSICIANS			1	100%	1
UMMC MIDTOWN CAMPUS			1	100%	1
Kroger - KRO03500568			1	100%	1
FLORIDA CLINICAL RESEARCH CENTER, LLC			1	100%	1
JS HEALTHCARE			1	100%	1
BROOKS REHAB			1	100%	1
STEINHATCHEE DRUGS			1	100%	1
GATEWAY HEALTHCARE, PC			1	100%	1
Dulles Health and Rehab Center		1			1
WELLINGTON REGIONAL MEDICAL CENTER			1	100%	1
MANASOTA PEDIATRICS			1	100%	1
NORTH BROWARD MEDICAL CENTER			1	100%	1
LIFELINK TRANSPLANT INSTITUTE LAB			1	100%	1
LAKE REGIONAL HEALTH			1	100%	1
UF HEALTH THE VILLAGES			1	100%	1
ENZO LABS INC			1	100%	1
ROSECASTLE OF JACKSONVILLE LLC			1	100%	1

# COVID-19: testing by laboratory

Data through Dec 26, 2020 verified as of Dec 27, 2020 at 09:25 AM

Data in this report are provisional and subject to change.

The numbers in the table below represent the number of Florida and non-Florida residents for whom test results were received by the Department of Health. A person can be tested by more than one laboratory and can have both positive and negative results. **Therefore, the sum of the numbers in each column will be larger than the total number of people tested.**

Reporting lab	Inconclusive	Negative	Positive	Percent positive	Total
WELLCARE URGENT CARE			1	100%	1
AFTER HOURS PEDS			1	100%	1
DE TAR HOSPITAL			1	100%	1
Remarkable Healthcare Dallas			1	100%	1
MEDICAL LIFE-INC GUIDEWELL EMERGENCY MEDICINE			1	100%	1
FRASER MEMORIAL HOSPITAL			1	100%	1
BLUFFTON HEALTH CENTER			1	100%	1
Total	60,372	11,992,748	1,627,897	12%	13,681,017