

COVID-19: summary of cases and monitoring

Data through Dec 23, 2020 verified as of Dec 24, 2020 at 09:25 AM

Data in this report are provisional and subject to change.

Cases: people with positive PCR or antigen test result

Total cases	1,247,546
Florida residents	1,226,530
Non-Florida residents	21,016
Type of testing	
Florida residents	1,226,530
Positive by BPHL/CDC	46,939
Positive by commercial/hospital lab	1,179,591
PCR positive	1,067,767
Antigen positive	158,763
Non-Florida residents	21,016
Positive by BPHL/CDC	613
Positive by commercial/hospital lab	20,403
PCR positive	16,369
Antigen positive	4,647
Characteristics	
Florida residents hospitalized	61,100
Florida resident deaths	20,995
Non-Florida resident deaths	300

Hospitalized counts include anyone who was hospitalized at some point during their illness. It does not reflect the number of people currently hospitalized.

More information on deaths identified through death certificate data is available on the National Center for Health Statistics website at www.cdc.gov/nchs/nvss/vsrr/COVID19/index.htm.

Cases: people with positive PCR or antigen test result

Risk factors for Florida residents	
Traveled	10,724
Contact with a known case	470,197
Traveled and contact with a known case	13,502
Neither	732,107
No travel and no contact	151,567
Travel is unknown	413,722
Contact is unknown	286,186
Contact is pending	253,252

Travel can be unknown and contact can be unknown or pending for the same case, these numbers will sum to more than the "neither" total.

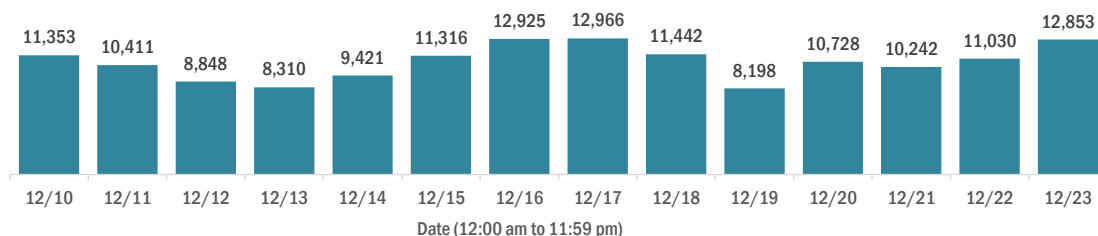
COVID-19: summary of laboratory testing

Data through Dec 23, 2020 verified as of Dec 24, 2020 at 09:25 AM

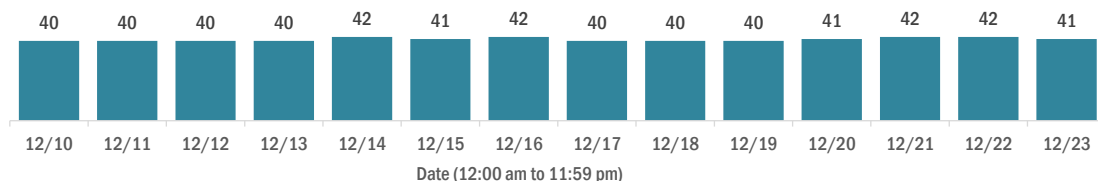
Data in this report are provisional and subject to change.

Cases in Florida residents per day for the past 2 weeks

Number of cases per day



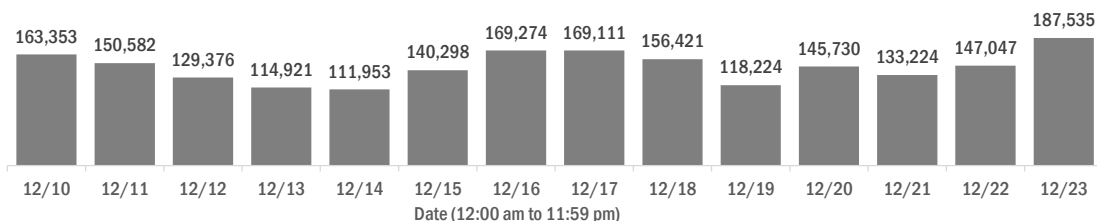
Median age of cases by day



Laboratory testing for Florida residents over the past 2 weeks

Number of Florida residents tested per day

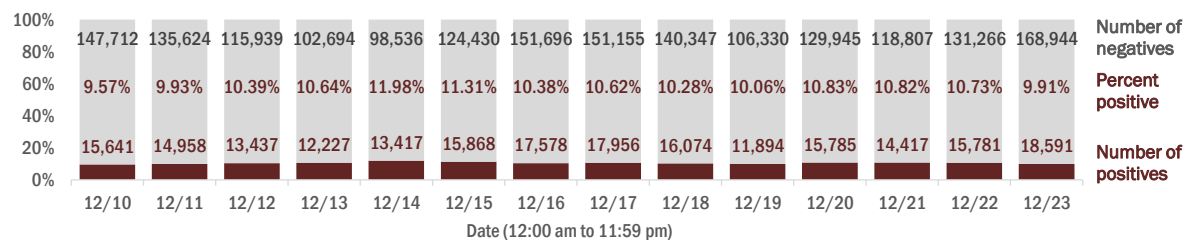
These counts include the number of people for whom the Department received PCR or antigen laboratory results by day. People tested on multiple days will be included for each day a new result was received. A person is only counted once for each day they are tested, regardless of whether multiple specimens are tested or multiple results are received.



Number and percent of Florida residents with positive test results

The percent of positive results ranged from 9.57% to 11.98% over the past 2 weeks and was 9.91% yesterday.

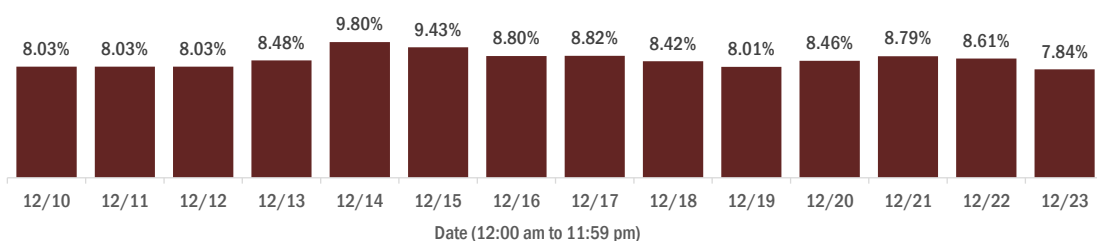
These counts include the number of people for whom the Department received PCR or antigen laboratory results by day. People tested on multiple days will be included for each day a new result was received. A person is only counted once for each day they are tested, regardless of whether multiple specimens are tested or multiple results are received. If a person has a positive specimen and a negative specimen in the same day, only the positive result is counted.



Percent positivity for new cases in Florida residents

The percent of positive results ranged from 7.84% to 9.80% over the past 2 weeks and was 7.84% yesterday.

This percent is the number of people who test PCR- or antigen-positive for the first time divided by all the people tested that day, excluding people who have previously tested positive.



COVID-19: characteristics of 1,226,530 Florida resident cases

Data through Dec 23, 2020 verified as of Dec 24, 2020 at 09:25 AM

Data in this report are provisional and subject to change.

Age group	Cases		Hospitalizations		Deaths	
0-4 years	22,009	2%	409	1%	0	0%
5-14 years	64,216	5%	370	1%	5	0%
15-24 years	193,735	16%	1,599	3%	34	0%
25-34 years	221,156	18%	3,253	5%	117	1%
35-44 years	192,353	16%	4,914	8%	346	2%
45-54 years	188,886	15%	7,400	12%	820	4%
55-64 years	160,185	13%	10,610	17%	2,293	11%
65-74 years	99,300	8%	12,388	20%	4,454	21%
75-84 years	55,454	5%	11,940	20%	6,264	30%
85+ years	28,118	2%	8,212	13%	6,662	32%
Unknown	1,118	0%	5	0%	0	0%
Total	1,226,530		61,100		20,995	

Gender	Cases	
Female	634,878	52%
Male	583,575	48%
Unknown	8,077	1%
Total	1,226,530	

Ethnicity	Cases		Hospitalizations		Deaths	
Hispanic	383,884	31%	16,396	27%	5,106	24%
Non-Hispanic	564,075	46%	41,500	68%	14,394	69%
Unknown	278,571	23%	3,204	5%	1,495	7%
Total	1,226,530		61,100		20,995	

Race and ethnicity	Cases		Hospitalizations		Deaths	
White	648,721	53%	38,750	63%	14,947	71%
Hispanic	254,950	21%	11,537	19%	4,044	19%
Non-Hispanic	348,124	28%	25,926	42%	10,185	49%
Unknown	45,647	4%	1,287	2%	718	3%
Black	164,861	13%	13,287	22%	3,675	18%
Hispanic	9,078	1%	548	1%	139	1%
Non-Hispanic	142,234	12%	12,443	20%	3,396	16%
Unknown	13,549	1%	296	0%	140	1%
Other race	172,193	14%	7,144	12%	1,680	8%
Hispanic	88,553	7%	3,900	6%	785	4%
Non-Hispanic	58,922	5%	2,918	5%	749	4%
Unknown	24,718	2%	326	1%	146	1%
Unknown race	240,755	20%	1,919	3%	693	3%
Hispanic	31,303	3%	411	1%	138	1%
Non-Hispanic	14,795	1%	213	0%	64	0%
Unknown	194,657	16%	1,295	2%	491	2%
Total	1,226,530		61,100		20,995	

Hospitalization counts include anyone who was hospitalized at some point during their illness. It does not reflect the number of people currently hospitalized. **Other race** includes any person with a race of American Indian/Alaskan native, Asian, native Hawaiian/Pacific Islander, or other.

COVID-19: deaths in Florida residents and staff of long-term care facilities

Data through Dec 23, 2020 verified as of Dec 24, 2020 at 09:25 AM

Data in this report are provisional and subject to change.

For current cases in residents or staff of long-term care facilities, please visit: <https://floridahealthcovid19.gov/>

County	Deaths		County	Deaths		County	Deaths	
Dade	900	11%	Okaloosa	113	1%	Gadsden	12	0%
Palm Beach	813	10%	Citrus	107	1%	Washington	12	0%
Pinellas	664	8%	Osceola	100	1%	Gilchrist	11	0%
Broward	497	6%	Charlotte	96	1%	Calhoun	10	0%
Hillsborough	448	6%	Indian River	78	1%	Baker	9	0%
Polk	358	4%	Clay	76	1%	Gulf	9	0%
Brevard	290	4%	Jackson	75	1%	Jefferson	9	0%
Lee	288	4%	Leon	62	1%	Lafayette	8	0%
Sarasota	274	3%	Suwannee	55	1%	Holmes	6	0%
Duval	273	3%	St. Johns	53	1%	Desoto	5	0%
Orange	248	3%	Highlands	51	1%	Levy	4	0%
Volusia	195	2%	Bay	44	1%	Bradford	3	0%
St. Lucie	189	2%	Alachua	39	0%	Flagler	3	0%
Marion	186	2%	Columbia	38	0%	Monroe	3	0%
Seminole	183	2%	Sumter	33	0%	Taylor	3	0%
Escambia	159	2%	Nassau	28	0%	Hardee	2	0%
Manatee	152	2%	Santa Rosa	24	0%	Dixie	1	0%
Collier	141	2%	Hendry	20	0%	Liberty	1	0%
Martin	129	2%	Putnam	20	0%	Total	8,021	
Pasco	128	2%	Madison	18	0%			
Hernando	116	1%	Walton	18	0%			
Lake	115	1%	Okeechobee	16	0%			

Note: cases are summarized by the county of usual residence. Residents and staff may be cases associated with facilities that are not in their county of usual residence, resulting in cases being included below for counties that do not have facilities with known cases.

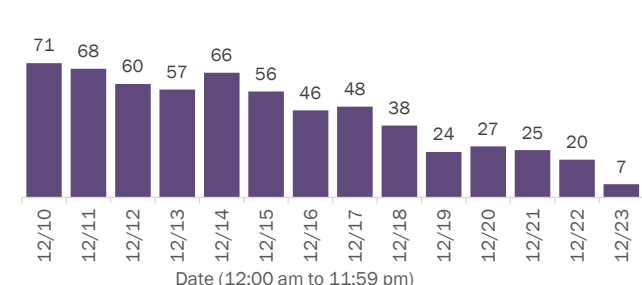
COVID-19: cases in Florida residents who have died

Data through Dec 23, 2020 verified as of Dec 24, 2020 at 09:25 AM

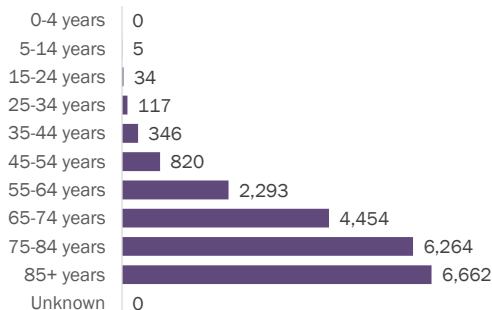
Data in this report are provisional and subject to change.

Demographics for all identified COVID-19 deaths: 20,995

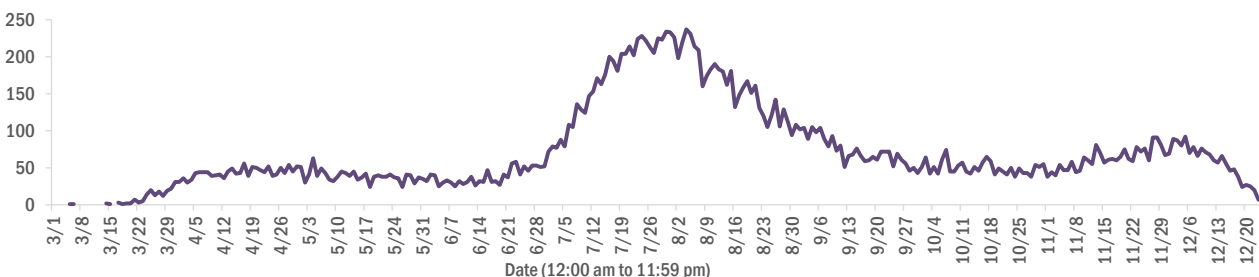
Deaths by date of death for the past 2 weeks



Deaths by age group



Deaths by date of death since March 2020



Age group	Deaths	Cases	Case fatality rate	Mortality rate per 100,000 population
0-4 years	0	22,009	0.0%	0.0
5-14 years	5	64,216	0.0%	0.2
15-24 years	34	193,735	0.0%	1.4
25-34 years	117	221,156	0.1%	4.1
35-44 years	346	192,353	0.2%	13.3
45-54 years	820	188,886	0.4%	29.4
55-64 years	2,293	160,185	1.4%	79.3
65-74 years	4,454	99,300	4.5%	183.5
75-84 years	6,264	55,454	11.3%	446.1
85+ years	6,662	28,118	23.7%	1153.5
Unknown	0	1,118	0.0%	
Total	20,995	1,226,530	1.7%	97.2

Race	Deaths	Cases	Case fatality rate	Mortality rate per 100,000 population
White	14,947	648,721	2.3%	89.5
Black	3,675	164,861	2.2%	100.5
Other	1,680	172,193	1.0%	135.0
Unknown	693	240,755	0.3%	
Total	20,995	1,226,530	1.7%	97.2

Gender	Deaths	Cases	Case fatality rate	Mortality rate per 100,000 population
Female	9,254	634,878	1.5%	83.8
Male	11,741	583,575	2.0%	111.2
Unknown	0	8,077	0.0%	
Total	20,995	1,226,530	1.7%	97.2

Ethnicity	Deaths	Cases	Case fatality rate	Mortality rate per 100,000 population
Hispanic	5,106	383,884	1.3%	89.9
Non-Hispanic	14,394	564,075	2.6%	90.4
Unknown	1,495	278,571	0.5%	
Total	20,995	1,226,530	1.7%	97.2

COVID-19: characteristics of 1,247,546 cases

Data through Dec 23, 2020 verified as of Dec 24, 2020 at 09:25 AM

Data in this report are provisional and subject to change.

Tables below include cases in Florida residents and non-Florida residents.

All 67 Florida counties have cases:

County	FL resident cases		Non-FL resident cases	Total cases	FL resident deaths	FL death rate
Dade	280,171	<div><div></div></div> 23%	3,114	283,285	4,108	1.5%
Broward	129,567	<div><div></div></div> 11%	1,411	130,978	1,798	1.4%
Palm Beach	77,739	<div><div></div></div> 6%	1,113	78,852	1,858	2.4%
Hillsborough	72,194	<div><div></div></div> 6%	666	72,860	1,056	1.5%
Orange	70,936	<div><div></div></div> 6%	588	71,524	726	1.0%
Duval	56,113	<div><div></div></div> 5%	937	57,050	711	1.3%
Pinellas	41,243	<div><div></div></div> 3%	933	42,176	1,013	2.5%
Lee	37,353	<div><div></div></div> 3%	935	38,288	646	1.7%
Polk	34,624	<div><div></div></div> 3%	221	34,845	764	2.2%
Osceola	23,541	<div><div></div></div> 2%	359	23,900	281	1.2%
Collier	20,907	<div><div></div></div> 2%	521	21,428	325	1.6%
Manatee	20,706	<div><div></div></div> 2%	325	21,031	407	2.0%
Escambia	18,658	<div><div></div></div> 2%	2,288	20,946	353	1.9%
Volusia	20,620	<div><div></div></div> 2%	274	20,894	414	2.0%
Pasco	20,287	<div><div></div></div> 2%	187	20,474	351	1.7%
Brevard	19,582	<div><div></div></div> 2%	207	19,789	511	2.6%
Leon	17,827	<div><div></div></div> 1%	533	18,360	173	1.0%
Sarasota	16,971	<div><div></div></div> 1%	504	17,475	488	2.9%
Seminole	16,877	<div><div></div></div> 1%	118	16,995	307	1.8%
Marion	16,516	<div><div></div></div> 1%	79	16,595	445	2.7%
Alachua	15,026	<div><div></div></div> 1%	156	15,182	116	0.8%
Lake	14,121	<div><div></div></div> 1%	159	14,280	287	2.0%
St. Lucie	13,356	<div><div></div></div> 1%	63	13,419	387	2.9%
Okaloosa	11,975	<div><div></div></div> 1%	126	12,101	215	1.8%
St. Johns	11,822	<div><div></div></div> 1%	181	12,003	109	0.9%
Bay	10,703	<div><div></div></div> 1%	421	11,124	197	1.8%
Clay	10,427	<div><div></div></div> 1%	22	10,449	183	1.8%
Santa Rosa	10,073	<div><div></div></div> 1%	122	10,195	120	1.2%
Martin	7,403	<div><div></div></div> 1%	105	7,508	206	2.8%
Hernando	6,824	<div><div></div></div> 1%	40	6,864	263	3.9%
Charlotte	6,786	<div><div></div></div> 1%	68	6,854	217	3.2%
Indian River	6,210	<div><div></div></div> 1%	65	6,275	155	2.5%
Citrus	6,202	<div><div></div></div> 1%	37	6,239	249	4.0%
Columbia	5,649	<div><div></div></div> 0%	23	5,672	116	2.1%
Highlands	4,683	<div><div></div></div> 0%	43	4,726	198	4.2%

County	FL resident cases		Non-FL resident cases	Total cases	FL resident deaths	FL death rate
Sumter	4,632	<div><div></div></div> 0%	25	4,657	117	2.5%
Walton	4,159	<div><div></div></div> 0%	420	4,579	42	1.0%
Jackson	4,373	<div><div></div></div> 0%	56	4,429	111	2.5%
Nassau	4,073	<div><div></div></div> 0%	297	4,370	66	1.6%
Monroe	3,955	<div><div></div></div> 0%	155	4,110	33	0.8%
Suwannee	3,795	<div><div></div></div> 0%	26	3,821	93	2.5%
Gadsden	3,760	<div><div></div></div> 0%	13	3,773	59	1.6%
Putnam	3,708	<div><div></div></div> 0%	9	3,717	69	1.9%
Flagler	3,414	<div><div></div></div> 0%	31	3,445	47	1.4%
Hendry	3,142	<div><div></div></div> 0%	15	3,157	48	1.5%
Unknown	224	<div><div></div></div> 0%	2,807	3,031	0	0.0%
Desoto	2,801	<div><div></div></div> 0%	15	2,816	52	1.9%
Baker	2,363	<div><div></div></div> 0%	11	2,374	36	1.5%
Okeechobee	2,290	<div><div></div></div> 0%	18	2,308	50	2.2%
Bradford	2,050	<div><div></div></div> 0%	6	2,056	22	1.1%
Hardee	2,016	<div><div></div></div> 0%	8	2,024	20	1.0%
Wakulla	1,985	<div><div></div></div> 0%	9	1,994	21	1.1%
Taylor	1,885	<div><div></div></div> 0%	4	1,889	25	1.3%
Washington	1,851	<div><div></div></div> 0%	17	1,868	30	1.6%
Levy	1,743	<div><div></div></div> 0%	9	1,752	19	1.1%
Holmes	1,540	<div><div></div></div> 0%	28	1,568	22	1.4%
Madison	1,476	<div><div></div></div> 0%	19	1,495	33	2.2%
Lafayette	1,411	<div><div></div></div> 0%	0	1,411	20	1.4%
Union	1,388	<div><div></div></div> 0%	0	1,388	65	4.7%
Gulf	1,237	<div><div></div></div> 0%	16	1,253	27	2.2%
Hamilton	1,184	<div><div></div></div> 0%	13	1,197	12	1.0%
Calhoun	1,149	<div><div></div></div> 0%	2	1,151	27	2.3%
Dixie	1,069	<div><div></div></div> 0%	3	1,072	11	1.0%
Gilchrist	960	<div><div></div></div> 0%	0	960	20	2.1%
Jefferson	890	<div><div></div></div> 0%	19	909	16	1.8%
Franklin	854	<div><div></div></div> 0%	14	868	4	0.5%
Glades	757	<div><div></div></div> 0%	2	759	11	1.5%
Liberty	703	<div><div></div></div> 0%	1	704	14	2.0%
State-Call Cent	1	<div><div></div></div> 0%	4	5	0	0.0%
Total	1,226,530		21,016	1,247,546	20,995	1.7%

COVID-19: characteristics of 1,226,530 Florida resident cases

Data through Dec 23, 2020 verified as of Dec 24, 2020 at 09:25 AM

Data in this report are provisional and subject to change.

The table below includes the cities and counties of residence for cases in Florida residents based on the patient's ZIP Code. Note that city is not always received as part of the initial notification and may be missing while the case is being investigated.

City and county	Cases
Miami, Dade	162,440
Orlando, Orange	53,192
Jacksonville, Duval	52,533
Tampa, Hillsborough	42,882
Hialeah, Dade	39,076
Fort Lauderdale, Broward	29,303
Hollywood, Broward	24,992
West Palm Beach, Palm Beach	19,042
Kissimmee, Osceola	18,096
Naples, Collier	17,166
Tallahassee, Leon	16,934
Homestead, Dade	16,417
Saint Petersburg, Pinellas	15,632
Pensacola, Escambia	15,306
Fort Myers, Lee	14,899
Bradenton, Manatee	13,702
Pompano Beach, Broward	13,500
Boca Raton, Palm Beach	13,363
Ocala, Marion	12,519
Gainesville, Alachua	12,269
Lakeland, Polk	12,092
Sarasota, Sarasota	10,699
Lake Worth, Palm Beach	9,717
Cape Coral, Lee	9,257
Port Saint Lucie, St. Lucie	8,668
Miramar, Broward	8,353
Clearwater, Pinellas	8,079
Miami Beach, Dade	7,798
Boynton Beach, Palm Beach	7,417
Miami Gardens, Dade	7,392
Panama City, Bay	6,875
Coral Springs, Broward	6,806
Saint Augustine, St. Johns	6,392
Doral, Dade	6,347
Melbourne, Brevard	6,029
Lehigh Acres, Lee	5,952
Winter Haven, Polk	5,941
Delray Beach, Palm Beach	5,715
Davie, Broward	5,434
Lake City, Columbia	5,224
Riverview, Hillsborough	5,149
Milton, Santa Rosa	5,134
Coral Gables, Dade	4,922
Sunrise, Broward	4,908
Vero Beach, Indian River	4,761
Fort Pierce, St. Lucie	4,612
Saint Cloud, Osceola	4,568
New Port Richey, Pasco	4,509
Largo, Pinellas	4,472
Daytona Beach, Volusia	4,463
Palm Bay, Brevard	4,333
Orange Park, Clay	4,293
Plantation, Broward	4,211
Brandon, Hillsborough	4,176
Apopka, Orange	4,150
North Miami Beach, Dade	4,128
Plant City, Hillsborough	3,995
Spring Hill, Hernando	3,979

COVID-19: characteristics of 1,226,530 Florida resident cases

Data through Dec 23, 2020 verified as of Dec 24, 2020 at 09:25 AM

Data in this report are provisional and subject to change.

The table below includes the cities and counties of residence for cases in Florida residents based on the patient's ZIP Code. Note that city is not always received as part of the initial notification and may be missing while the case is being investigated.

City and county	Cases
Weston, Broward	3,934
Jupiter, Palm Beach	3,808
Deerfield Beach, Broward	3,792
Clermont, Lake	3,785
Sanford, Seminole	3,686
Miami Lakes, Dade	3,616
Stuart, Martin	3,573
Fort Walton Beach, Okaloosa	3,498
Deltona, Volusia	3,489
Port Charlotte, Charlotte	3,441
Davenport, Polk	3,395
Tamarac, Broward	3,335
Winter Garden, Orange	3,260
Crestview, Okaloosa	3,125
Opa Locka, Dade	3,044
Live Oak, Suwannee	3,038
Land O Lakes, Pasco	2,998
Palmetto, Manatee	2,983
Wesley Chapel, Pasco	2,971
Palm Beach Gardens, Palm Beach	2,966
Coconut Creek, Broward	2,953
Deland, Volusia	2,944
Palm Coast, Flagler	2,843
Margate, Broward	2,838
Winter Park, Orange	2,825
Oviedo, Seminole	2,773
Immokalee, Collier	2,760
Palm Harbor, Pinellas	2,753
Cutler Ridge, Dade	2,736
Arcadia, Desoto	2,731
Wellington, Palm Beach	2,648
Altamonte Springs, Seminole	2,564
Hallandale, Broward	2,554
Venice, Sarasota	2,516
Lutz, Hillsborough	2,494
Sebring, Highlands	2,476
Haines City, Polk	2,473
Brooksville, Hernando	2,468
Middleburg, Clay	2,461
North Port, Sarasota	2,445
Punta Gorda, Charlotte	2,445
Ocoee, Orange	2,314
Bonita Springs, Lee	2,313
Pembroke Pines, Broward	2,282
Okeechobee, Okeechobee	2,282
Leesburg, Lake	2,251
Valrico, Hillsborough	2,233
Port Orange, Volusia	2,202
Seminole, Pinellas	2,198
Key West, Monroe	2,196
Lake Worth Beach, Palm Beach	2,165
Zephyrhills, Pasco	2,140
North Lauderdale, Broward	2,137
Saint Johns, St. Johns	2,119
North Miami, Dade	2,114
Ruskin, Hillsborough	2,049
Pinellas Park, Pinellas	2,045
Ormond Beach, Volusia	1,995
Longwood, Seminole	1,962

COVID-19: characteristics of 1,226,530 Florida resident cases

Data through Dec 23, 2020 verified as of Dec 24, 2020 at 09:25 AM

Data in this report are provisional and subject to change.

The table below includes the cities and counties of residence for cases in Florida residents based on the patient's ZIP Code. Note that city is not always received as part of the initial notification and may be missing while the case is being investigated.

City and county	Cases
Jacksonville Beach, Duval	1,961
Quincy, Gadsden	1,926
Navarre, Santa Rosa	1,926
Windermere, Orange	1,906
Niceville, Okaloosa	1,876
The Villages, Sumter	1,867
Crawfordville, Wakulla	1,806
Oakland Park, Broward	1,791
Dade City, Pasco	1,791
Casselberry, Seminole	1,771
Perry, Taylor	1,765
Cantonment, Escambia	1,763
Gulf Breeze, Santa Rosa	1,756
Cocoa, Brevard	1,753
Bartow, Polk	1,742
Palatka, Putnam	1,734
Clewiston, Hendry	1,724
Green Cove Springs, Clay	1,708
Hudson, Pasco	1,706
Marianna, Jackson	1,660
Panama City Beach, Bay	1,607
Kissimmee, Polk	1,604
North Fort Myers, Lee	1,593
Port Richey, Pasco	1,588
Royal Palm Beach, Palm Beach	1,576
Ponte Vedra Beach, St. Johns	1,537
Auburndale, Polk	1,536
Lake Mary, Seminole	1,535
Inverness, Citrus	1,515
Fernandina Beach, Nassau	1,508
Tarpon Springs, Pinellas	1,491
Lynn Haven, Bay	1,482
Aventura, Dade	1,480
Chipley, Washington	1,467
Defuniak Springs, Walton	1,467
Wimauma, Hillsborough	1,443
Winter Springs, Seminole	1,404
Crossings, Dade	1,402
Coconut Grove, Dade	1,401
Titusville, Brevard	1,395
Starke, Bradford	1,393
Mayo, Lafayette	1,392
New Smyrna Beach, Volusia	1,386
Lake Wales, Polk	1,383
Missing, Dade	1,378
Santa Rosa Beach, Walton	1,372
Belle Glade, Palm Beach	1,369
Esterro, Lee	1,337
Merritt Island, Brevard	1,337
Carol City, Dade	1,330
Labelle, Hendry	1,320
Cooper City, Broward	1,315
Fleming Island, Clay	1,306
Parkland, Broward	1,289
Loxahatchee, Palm Beach	1,272
Dunedin, Pinellas	1,269
Sarasota, Manatee	1,266
Key Biscayne, Dade	1,262
Destin, Okaloosa	1,244

COVID-19: characteristics of 1,226,530 Florida resident cases

Data through Dec 23, 2020 verified as of Dec 24, 2020 at 09:25 AM

Data in this report are provisional and subject to change.

The table below includes the cities and counties of residence for cases in Florida residents based on the patient's ZIP Code. Note that city is not always received as part of the initial notification and may be missing while the case is being investigated.

City and county	Cases
Holiday, Pasco	1,221
Avon Park, Highlands	1,218
Palm City, Martin	1,192
Parrish, Manatee	1,188
Wauchula, Hardee	1,179
Mulberry, Polk	1,165
Biscayne Park, Dade	1,147
Eustis, Lake	1,145
Bonifay, Holmes	1,135
Seffner, Hillsborough	1,131
Odessa, Hillsborough	1,114
Tavares, Lake	1,105
Mount Dora, Lake	1,104
Rockledge, Brevard	1,096
Riviera Beach, Palm Beach	1,094
Indiantown, Martin	1,057
Macclenny, Baker	1,046
Lake Butler, Union	1,033
Madison, Madison	1,027
Graceville, Jackson	1,007
Florida City, Dade	1,000
Century, Escambia	998
Crystal River, Citrus	996
Groveland, Lake	994
Orange City, Volusia	968
Summerfield, Marion	938
Maitland, Orange	937
El Portal, Dade	930
Yulee, Nassau	914
Lake Placid, Highlands	912
Dania, Broward	910
Homosassa, Citrus	902
Lithia, Hillsborough	899
Pinecrest, Dade	895
Gibsonton, Hillsborough	878
Everglades National Park, Dade	874
Dover, Hillsborough	870
Atlantic Beach, Duval	854
Ponte Vedra, St. Johns	850
Callahan, Nassau	850
Hobe Sound, Martin	843
Sanderson, Baker	823
Monticello, Jefferson	817
Jasper, Hamilton	815
Apollo Beach, Hillsborough	796
Lady Lake, Lake	789
Pace, Santa Rosa	789
Sebastian, Indian River	788
Blountstown, Calhoun	785
Sun City Center, Hillsborough	767
Palm Springs, Palm Beach	767
Alachua, Alachua	766
Oldsmar, Pinellas	765
Palmetto Bay, Dade	753
Lecanto, Citrus	743
Lantana, Palm Beach	731
Coleman, Sumter	730
South Miami, Dade	725
North Palm Beach, Palm Beach	715

COVID-19: characteristics of 1,226,530 Florida resident cases

Data through Dec 23, 2020 verified as of Dec 24, 2020 at 09:25 AM

Data in this report are provisional and subject to change.

The table below includes the cities and counties of residence for cases in Florida residents based on the patient's ZIP Code. Note that city is not always received as part of the initial notification and may be missing while the case is being investigated.

City and county	Cases
Havana, Gadsden	714
Moore Haven, Glades	712
Dunnellon, Marion	712
Debary, Volusia	712
Uleta, Dade	705
Olympia Heights, Dade	704
Wewahitchka, Gulf	694
Edgewater, Volusia	693
Newberry, Alachua	681
Trenton, Gilchrist	678
Coral, Dade	677
Bellevue, Marion	654
Ellenton, Manatee	645
Wildwood, Sumter	640
Jensen Beach, Martin	627
Satellite Beach, Brevard	622
Fisher Island, Dade	620
Lauderhill, Broward	617
Frostproof, Polk	616
Freeport, Walton	613
Williston, Levy	609
Beverly Hills, Citrus	607
Chattahoochee, Gadsden	605
Fellsmere, Indian River	602
Cross City, Dixie	599
Hilliard, Nassau	596
South Bay, Palm Beach	594
Keystone Heights, Clay	592
Safety Harbor, Pinellas	589
Mary Esther, Okaloosa	582
Bristol, Liberty	580
Nokomis, Sarasota	579
Wilton Manors, Broward	579
Pahokee, Palm Beach	576
Shalimar, Okaloosa	563
Key Largo, Monroe	556
Lauderdale Lakes, Broward	553
Polk City, Polk	553
Hernando, Citrus	545
Port Saint Joe, Gulf	527
Marco Island, Collier	527
Dunnellon, Citrus	526
Crescent City, Putnam	518
Bushnell, Sumter	515
Medley, Dade	513
Lawtey, Bradford	500
Bowling Green, Hardee	499
Glen Saint Mary, Baker	491
Englewood, Charlotte	490
Fort Meade, Polk	477
Chiefland, Levy	460
Miramar Beach, Walton	452
Carrabelle, Franklin	448
Southwest Ranches, Broward	445
Indialantic, Brevard	444
Marathon, Monroe	441
Old Town, Dixie	435
Sweetwater, Dade	432
Thonotosassa, Hillsborough	427

COVID-19: characteristics of 1,226,530 Florida resident cases

Data through Dec 23, 2020 verified as of Dec 24, 2020 at 09:25 AM

Data in this report are provisional and subject to change.

The table below includes the cities and counties of residence for cases in Florida residents based on the patient's ZIP Code. Note that city is not always received as part of the initial notification and may be missing while the case is being investigated.

City and county	Cases
Spring Hill, Pasco	419
Neptune Beach, Duval	418
Englewood, Sarasota	417
Interlachen, Putnam	413
Cocoa Beach, Brevard	413
Sneads, Jackson	407
Bronson, Levy	401
Jacksonville, St. Johns	396
High Springs, Alachua	394
Lake Alfred, Polk	392
Sorrento, Lake	392
Fort Myers Beach, Lee	384
Minneola, Lake	383
Fruitland Park, Lake	379
Fort White, Columbia	378
Trinity, Pasco	376
Florida State University, Leon	374
Centerville, Leon	374
Belle Isle, Orange	372
Baker, Okaloosa	355
West Melbourne, Brevard	353
Clearwater Beach, Pinellas	349
Cottdendale, Jackson	337
Mascotte, Lake	330
Raiford, Union	325
Palm Beach, Palm Beach	322
Oakland, Orange	318
Gulfport, Pinellas	316
Umatilla, Lake	308
Zolfo Springs, Hardee	306
Bunnell, Flagler	299
Weeki Wachee, Hernando	297
Malone, Jackson	291
Rotunda West, Charlotte	291
Midway, Gadsden	289
Citra, Marion	284
Silver Springs, Marion	284
Myakka City, Manatee	281
Lehigh, Lee	275
Hawthorne, Alachua	274
Youngstown, Bay	272
Branford, Suwannee	270
South Daytona, Volusia	268
Molino, Escambia	263
Tavernier, Monroe	263
Oxford, Sumter	261
Bell, Gilchrist	261
Haverhill, Palm Beach	260
Jay, Santa Rosa	258
Melbourne Beach, Brevard	254
Pierson, Volusia	252
De Leon Springs, Volusia	250
Ocklawaha, Marion	249
Flagler Beach, Flagler	245
Altha, Calhoun	245
Surfside, Dade	245
Winter Park, Seminole	243
Alva, Lee	240
Celebration, Osceola	236

COVID-19: characteristics of 1,226,530 Florida resident cases

Data through Dec 23, 2020 verified as of Dec 24, 2020 at 09:25 AM

Data in this report are provisional and subject to change.

The table below includes the cities and counties of residence for cases in Florida residents based on the patient's ZIP Code. Note that city is not always received as part of the initial notification and may be missing while the case is being investigated.

City and county	Cases
Cape Canaveral, Brevard	235
Indian Harbour Beach, Brevard	233
Orlando, Osceola	229
Jennings, Hamilton	228
Grand Ridge, Jackson	225
Osprey, Sarasota	224
Lake Park, Palm Beach	224
Holly Hill, Volusia	222
Ave Maria, Collier	222
Mims, Brevard	222
East Palatka, Putnam	221
Apalachicola, Franklin	220
Greenville, Madison	218
Archer, Alachua	218
Dundee, Polk	214
Eagle Lake, Polk	211
Tequesta, Palm Beach	207
Hastings, St. Johns	204
O Brien, Suwannee	201
Vernon, Washington	201
Westville, Holmes	199
Greenwood, Jackson	198
Chuluota, Seminole	197
Floral City, Citrus	196
Bal Harbour, Dade	195
Kenneth City, Pinellas	194
Montverde, Lake	193
Orlando, Seminole	192
Gotha, Orange	190
Melrose, Putnam	190
Bay Harbor Islands, Dade	189
Edgewood, Orange	188
Webster, Sumter	185
West Miami, Dade	183
Missing, Lee	180
Missing, Orange	180
Satsuma, Putnam	177
Missing, Volusia	173
Eastpoint, Franklin	172
Gretna, Gadsden	172
Valparaiso, Okaloosa	170
San Antonio, Pasco	170
South Pasadena, Pinellas	168
Elkton, St. Johns	168
Ponce De Leon, Holmes	167
Indian Rocks Beach, Pinellas	164
Malabar, Brevard	163
Grand Island, Lake	163
Bryceville, Nassau	160
Lee, Madison	159
Laurel Hill, Okaloosa	157
Eglin Air Force Base, Okaloosa	157
Orlando, Dade	157
Southport, Bay	150
Missing, Santa Rosa	150
Reddick, Marion	146
Alafaya, Orange	144
Lake Panasoffkee, Sumter	143
Sebastian, Brevard	141

COVID-19: characteristics of 1,226,530 Florida resident cases

Data through Dec 23, 2020 verified as of Dec 24, 2020 at 09:25 AM

Data in this report are provisional and subject to change.

The table below includes the cities and counties of residence for cases in Florida residents based on the patient's ZIP Code. Note that city is not always received as part of the initial notification and may be missing while the case is being investigated.

City and county	Cases
Wellborn, Suwannee	141
Azalea Park, Orange	140
Fort Mccoy, Marion	140
White Springs, Hamilton	140
Inlet Beach, Walton	140
Belleair, Pinellas	138
Apopka, Seminole	137
Clair-Mel City, Hillsborough	137
Geneva, Seminole	134
University Of Miami, Dade	134
Orlando, Polk	132
Alford, Jackson	130
Mcdavid, Escambia	129
Sanibel, Lee	128
Missing, Brevard	128
Hiawassee, Orange	127
Lakewood Ranch, Manatee	126
Anthony, Marion	125
Holmes Beach, Manatee	124
Saint James City, Lee	123
Morrison, Levy	123
Hallandale Beach, Broward	122
Fountain, Bay	121
Summerland Key, Monroe	121
Juno Beach, Palm Beach	120
Mcalpin, Suwannee	117
Howey-In-The-Hills, Lake	117
Kindred, Osceola	116
Greenacres, Palm Beach	116
Weirsdale, Marion	115
Orlando, Broward	115
Center Hill, Sumter	111
Longboat Key, Manatee	111
Missing, Palm Beach	111
Zellwood, Orange	109
Matlacha, Lee	109
Hosford, Liberty	109
Micanopy, Alachua	109
Astatula, Lake	108
Lockhart, Orange	107
Bay Lake, Orange	105
Caryville, Washington	105
Missing, Marion	105
Bokeelia, Lee	104
Orlando, Volusia	102
Pomona Park, Putnam	102
Poinciana, Polk	102
Islamorada, Monroe	102
Babson Park, Polk	101
Orlando, Hillsborough	101
Fern Park, Seminole	100
Madeira Beach, Pinellas	100
Lauderdale By The Sea, Broward	99
South Fort Myers, Lee	97
Carrollwood, Hillsborough	96
Viera, Brevard	95
Holt, Okaloosa	93
Odessa, Pasco	92
Steinhatchee, Taylor	90

COVID-19: characteristics of 1,226,530 Florida resident cases

Data through Dec 23, 2020 verified as of Dec 24, 2020 at 09:25 AM

Data in this report are provisional and subject to change.

The table below includes the cities and counties of residence for cases in Florida residents based on the patient's ZIP Code. Note that city is not always received as part of the initial notification and may be missing while the case is being investigated.

City and county	Cases
Atlantis, Palm Beach	89
Lake Helen, Volusia	89
The Villages, Lake	88
Mangonia Park, Palm Beach	88
Missing, Duval	87
Cloud Lake, Palm Beach	86
University Of Fl, Alachua	86
Sopchoppy, Wakulla	85
Grant-Valkaria, Brevard	84
Missing, St. Johns	83
Big Pine Key, Monroe	82
Temple Terrace, Hillsborough	82
Oak Hill, Volusia	81
Citrus Springs, Citrus	79
Seville, Volusia	78
Missing, Collier	78
Altoona, Lake	78
Sumterville, Sumter	78
Hypoluxo, Palm Beach	77
Lady Lake, Sumter	77
Maitland, Seminole	76
Osteen, Volusia	76
Missing, Broward	76
Placida, Charlotte	76
F M, Lee	76
Hollister, Putnam	75
Golden Beach, Dade	75
Missing, Pinellas	75
Panacea, Wakulla	73
Clarksville, Calhoun	73
Rocky Point, Hillsborough	73
Cutler Bay, Dade	72
Orlando, Palm Beach	72
Avon Park, Polk	71
Orlando, Lake	71
Lake Hamilton, Polk	70
Buena Ventura Lakes, Osceola	70
Baldwin, Duval	69
Waldo, Alachua	69
Belleair Beach, Pinellas	67
Christmas, Orange	66
Brooker, Bradford	66
Lutz, Pasco	66
San Mateo, Putnam	66
Hampton, Bradford	65
Missing, Pasco	65
University Of Central Florida, Orange	64
Dinsmore, Duval	64
Lamont, Jefferson	64
Kendall, Dade	64
Hurlburt Field, Okaloosa	63
Air Mail Facility, Dade	62
Callaway, Bay	62
Stock Island, Monroe	61
Palma Ceia, Hillsborough	61
Ponce Inlet, Volusia	61
Bascom, Jackson	60
University Of South Florida, Hillsborough	60
Inglis, Levy	60

COVID-19: characteristics of 1,226,530 Florida resident cases

Data through Dec 23, 2020 verified as of Dec 24, 2020 at 09:25 AM

Data in this report are provisional and subject to change.

The table below includes the cities and counties of residence for cases in Florida residents based on the patient's ZIP Code. Note that city is not always received as part of the initial notification and may be missing while the case is being investigated.

City and county	Cases
Paisley, Lake	59
Florahome, Putnam	59
The Villages, Marion	58
Tierra Verde, Pinellas	57
Bonita Beach, Lee	57
Ochopee, Collier	57
Barefoot Bay, Brevard	57
Astor, Lake	57
Harmony, Osceola	57
Crystal Beach, Pinellas	57
Eatonville, Orange	57
Bradenton Beach, Manatee	55
Missing, Escambia	55
Lighthouse Point, Broward	55
Pinetta, Madison	54
Welaka, Putnam	52
Greensboro, Gadsden	51
Lorida, Highlands	50
Ocean Ridge, Palm Beach	50
Patrick Air Force Base, Brevard	49
Princeton, Dade	49
Canal Point, Palm Beach	48
Orlando, Brevard	48
Fort Denaud, Hendry	48
Missing, Citrus	45
Georgetown, Putnam	45
Fruit Cove, St. Johns	45
Saint Pete Beach, Pinellas	44
West Park, Broward	44
Sunny Isles Beach, Dade	44
Campbellton, Jackson	43
Felda, Hendry	43
Florida Gulf Coast Univ, Lee	43
Boca Grande, Lee	41
North Venice, Sarasota	41
Orlando, Pinellas	41
Tyndall Air Force Base, Bay	41
Barry University, Dade	41
Kathleen, Polk	40
Palm Beach Shores, Palm Beach	39
Cinco Bayou, Okaloosa	39
Yalaha, Lake	39
Destin, Walton	39
University Of Tampa, Hillsborough	39
Walnut Hill, Escambia	38
Missing, Lake	38
North Redington Beach, Pinellas	38
Missing, Hernando	38
Manalapan, Palm Beach	38
Sewalls Point, Martin	38
Missing, Hillsborough	37
Cedar Key, Levy	36
Orlando, Leon	35
Village Of Wellington, Palm Beach	34
Treasure Island, Pinellas	34
Anna Maria, Manatee	34
Flemington, Marion	34
Reunion, Osceola	33
Dania Beach, Broward	33

COVID-19: characteristics of 1,226,530 Florida resident cases

Data through Dec 23, 2020 verified as of Dec 24, 2020 at 09:25 AM

Data in this report are provisional and subject to change.

The table below includes the cities and counties of residence for cases in Florida residents based on the patient's ZIP Code. Note that city is not always received as part of the initial notification and may be missing while the case is being investigated.

City and county	Cases
Saint Leo, Pasco	32
Heathrow, Seminole	32
Singer Island, Palm Beach	32
Ebro, Washington	32
Missing, Clay	31
Cudjoe Key, Monroe	31
Missing, Seminole	31
Lake Suzy, Desoto	31
Eaton Park, Polk	30
Terra Ceia, Manatee	30
Aloma, Orange	30
Bellview, Escambia	30
Micco, Brevard	30
Intercession City, Osceola	29
Highland Beach, Palm Beach	29
Ona, Hardee	29
Naranja, Dade	29
Northdale, Hillsborough	29
Highland City, Polk	28
Salt Springs, Marion	28
Palm Shores, Brevard	28
Okahumpka, Lake	28
Miami Springs, Dade	28
Bonita Springs, Collier	27
Miami, Unknown	27
Gulf Breeze, Escambia	27
Kenansville, Osceola	27
Miromar Lakes, Lee	26
Missing, Nassau	26
Bay Pines, Pinellas	26
Hialeah Gardens, Dade	26
Town N Country, Hillsborough	26
Florida State, Leon	26
Waverly, Polk	26
South Miami Heights, Dade	25
Winter Garden, Lake	25
Kinard, Calhoun	25
Jupiter, Martin	25
Enterprise, Volusia	25
Missing, Manatee	25
Missing, Martin	25
Univ Of FI Student Dorms, Alachua	25
South Palm Beach, Palm Beach	24
Orlando, Pasco	24
Bagdad, Santa Rosa	24
North Bay Village, Dade	24
Labelle, Glades	24
Pensacola Beach, Santa Rosa	24
Missing, Okaloosa	23
Nocatee, Desoto	23
Orlando, Duval	23
Tioga, Alachua	22
Santa Fe, Alachua	22
Key Colony Beach, Monroe	22
Florida Dept Of Corrections, Union	22
University Of Central FI, Orange	22
Miami Shores, Dade	22
Penney Farms, Clay	21
Florida A And M University, Leon	21

COVID-19: characteristics of 1,226,530 Florida resident cases

Data through Dec 23, 2020 verified as of Dec 24, 2020 at 09:25 AM

Data in this report are provisional and subject to change.

The table below includes the cities and counties of residence for cases in Florida residents based on the patient's ZIP Code. Note that city is not always received as part of the initial notification and may be missing while the case is being investigated.

City and county	Cases
Missing, Indian River	21
Lulu, Columbia	21
Missing, Sumter	21
Bayonet Point, Pasco	21
City Of Sunrise, Broward	21
Pasadena, Pinellas	20
Fort Lauderdale, Dade	20
La Crosse, Alachua	20
Orlando, Marion	20
Mexico Beach, Bay	20
Tice, Lee	19
Tangerine, Orange	19
Missing, Polk	19
Hawthorne, Putnam	19
Ponte Vedra, Duval	19
Sun City, Hillsborough	19
Balm, Hillsborough	19
Babcock Ranch, Lee	18
Homosassa Springs, Citrus	18
Stetson University, Volusia	18
Florida International Univ, Dade	18
University Of Central Florida, Broward	18
Palmdale, Glades	18
Green Acres, Palm Beach	17
Chokoloskee, Collier	17
Bonifay, Washington	17
Sydney, Hillsborough	17
Horseshoe Beach, Dixie	17
Duette, Manatee	17
Hallandale Beach, Broward	17
Orlando, Alachua	17
Lacoochee, Pasco	17
Apopka, Lake	17
Dowling Park, Suwannee	17
Goulds, Dade	17
Perdido Key, Escambia	17
Village Wellington, Palm Beach	16
New Smyrna, Volusia	16
Indian Lake Estates, Polk	16
Poinciana, Osceola	16
Siesta Key, Sarasota	16
Little Torch Key, Monroe	16
Cortez, Manatee	16
West Panama City Beach, Bay	16
Missing, St. Lucie	16
City Of Westlake, Palm Beach	16
Florence Villa, Polk	15
Maitland, Volusia	15
Branford, Lafayette	15
Mcintosh, Marion	15
Goodland, Collier	14
Sugarloaf Key, Monroe	14
Venus, Highlands	14
Village Of Palmetto Bay, Dade	14
Orlando, Manatee	14
Ocoee, Lake	14
Orange Lake, Marion	14
Saint Marks, Wakulla	14
University Of Central Fl, Hillsborough	14

COVID-19: characteristics of 1,226,530 Florida resident cases

Data through Dec 23, 2020 verified as of Dec 24, 2020 at 09:25 AM

Data in this report are provisional and subject to change.

The table below includes the cities and counties of residence for cases in Florida residents based on the patient's ZIP Code. Note that city is not always received as part of the initial notification and may be missing while the case is being investigated.

City and county	Cases
Mango, Hillsborough	14
Bradley, Polk	14
Candler, Marion	14
Caryville, Holmes	14
Champions Gate, Polk	14
Paxton, Walton	14
Loughman, Polk	14
Yankeetown, Levy	14
Winter Park, Polk	14
Long Key, Monroe	13
Crystal Springs, Pasco	13
Maitland, Polk	13
Graceville, Holmes	13
Orlando, Flagler	13
Ridge Manor, Pasco	13
Orlando, Lee	13
Miami, Broward	13
Maitland, Osceola	12
Westchase, Hillsborough	12
Tallevast, Manatee	12
Earleton, Alachua	12
Wabasso, Indian River	12
White Springs, Columbia	12
Eloise, Polk	12
Zellwood, Lake	12
Parker, Bay	12
Pembroke Park, Broward	12
Bostwick, Putnam	12
Homeland, Polk	12
Sparr, Marion	12
Wewahitchka, Calhoun	12
Bayshore Gardens, Manatee	11
Alturas, Polk	11
Fort Ogden, Desoto	11
Unknown, Dade	11
Plymouth, Orange	11
Hollywood, Dade	11
Buckingham, Lee	11
Jensen Beach, St. Lucie	11
Hernando Beach, Hernando	11
Bonaventure, Broward	11
Saint Johns, Duval	11
Greenville, Taylor	11
Florida International University, Dade	11
Mount Dora, Orange	11
Wahneta, Polk	10
Gulf Stream, Palm Beach	10
Holder, Citrus	10
Mexico Beach, Gulf	10
Apopka, Volusia	10
Passport, Unknown	10
Rosemary Beach, Walton	10
Gulf Hammock, Levy	10
Missing, Osceola	10
Golden Oak, Orange	10
Jacksonville, Unknown	10
Saint George Island, Franklin	10
Telogia, Liberty	10
Woodville, Leon	10

COVID-19: characteristics of 1,226,530 Florida resident cases

Data through Dec 23, 2020 verified as of Dec 24, 2020 at 09:25 AM

Data in this report are provisional and subject to change.

The table below includes the cities and counties of residence for cases in Florida residents based on the patient's ZIP Code. Note that city is not always received as part of the initial notification and may be missing while the case is being investigated.

City and county	Cases
Lake City, Suwannee	10
Murdock, Charlotte	10
Everglades City, Collier	10
Lealman, Pinellas	10
Cottondale, Washington	9
Trilby, Pasco	9
Orlando, Okaloosa	9
Long Boat Key, Manatee	9
Palma Sola, Manatee	9
Wausau, Washington	9
Pine Hills, Orange	9
Laud-By-The-Sea, Broward	9
Lowell, Marion	9
Archer, Levy	9
University Park, Manatee	9
Gonzalez, Escambia	9
Steinhatchee, Dixie	9
Shady Hills, Pasco	9
Lamont, Madison	9
Union Park, Orange	9
Perrine, Dade	9
Orlando, Escambia	9
Leisure City, Dade	9
Laurel Hill, Walton	9
Durant, Hillsborough	9
Webster, Hernando	8
Orlando, St. Lucie	8
Graham, Bradford	8
Fanning Springs, Gilchrist	8
Nichols, Polk	8
Indian River Shores, Indian River	8
Maxville, Duval	8
Florida State Univ Admin, Leon	8
Pine Castle, Orange	8
Rubonia, Manatee	8
Trenton, Levy	8
Ramrod Key, Monroe	8
Ferndale, Lake	8
Westlake, Palm Beach	8
Fort Charlotte, Charlotte	8
Jerome, Collier	8
Hialeah, Unknown	8
Maitland, Hillsborough	8
Otter Creek, Levy	7
Maitland, Lake	7
Missing, Columbia	7
Choctaw Beach, Okaloosa	7
Brooksville, Pasco	7
Lake Monroe, Seminole	7
Lake Como, Putnam	7
Orlando, Sarasota	7
Saint Lucie West, St. Lucie	7
Watersound, Walton	7
Forest City, Seminole	7
Nalcrest, Polk	7
Mount Plymouth, Lake	7
Evinston, Alachua	7
Suwannee, Dixie	7
University Of Central Fl, Martin	7

COVID-19: characteristics of 1,226,530 Florida resident cases

Data through Dec 23, 2020 verified as of Dec 24, 2020 at 09:25 AM

Data in this report are provisional and subject to change.

The table below includes the cities and counties of residence for cases in Florida residents based on the patient's ZIP Code. Note that city is not always received as part of the initial notification and may be missing while the case is being investigated.

City and county	Cases
West Delray Beach, Palm Beach	7
Dade City, Hernando	7
Lake Butler, Bradford	6
Mayport Naval Station, Duval	6
Missing, Bay	6
Port Saint John, Brevard	6
Virginia Gardens, Dade	6
Orlando, Hernando	6
Orlando, St. Johns	6
N/A, Unknown	6
Hillsboro Beach, Broward	6
Orchid, Indian River	6
Hutchinson Island, St. Lucie	6
Ozona, Pinellas	6
Missing, Holmes	6
Morrison, Marion	6
Indian Creek Village, Dade	6
Lakeshore, Polk	6
Lakewood Ranch, Sarasota	6
Switzerland, St. Johns	6
Palm City, St. Lucie	6
Ocoee, Osceola	6
Belleair Bluffs, Pinellas	6
Missing, Walton	6
Forest City, Orange	6
Sea Ranch Lakes, Broward	6
Ponce De Leon, Walton	6
Redington Beach, Pinellas	6
Redington Shores, Pinellas	6
Westchester, Dade	5
Innovation, Pasco	5
Daytona Beach Shores, Volusia	5
Deer Island, Lake	5
East Lake, Marion	5
Ebro, Bay	5
Apopka, Broward	5
Niceville, Walton	5
River Ranch, Polk	5
Putnam Hall, Putnam	5
Quail Heights, Dade	5
Pass, Unknown	5
Stuart, St. Lucie	5
Winter Park, Broward	5
Orlando, Charlotte	5
Winter Garden, Seminole	5
Pine Ridge, Citrus	5
White City, Gulf	5
Kissimmee, Orange	5
Missing, Leon	5
Beverly Beach, Flagler	5
Aripeka, Pasco	5
Longboat Key, Sarasota	5
Duck Key, Monroe	5
Psl, Unknown	5
Ybor City, Hillsborough	5
High Springs, Gilchrist	5
Los Angeles, Dade	5
Missing, Unknown	5
Missing, Putnam	5

COVID-19: characteristics of 1,226,530 Florida resident cases

Data through Dec 23, 2020 verified as of Dec 24, 2020 at 09:25 AM

Data in this report are provisional and subject to change.

The table below includes the cities and counties of residence for cases in Florida residents based on the patient's ZIP Code. Note that city is not always received as part of the initial notification and may be missing while the case is being investigated.

City and county	Cases
Braden River, Manatee	5
Orlando, Collier	5
Orange Springs, Marion	5
Salem, Taylor	5
Windermere, Alachua	5
Roseland, Indian River	5
Winter Garden, Osceola	5
Citrus Hills, Citrus	5
Basinger, Okeechobee	5
Eatonville, Polk	5
Grant Valkaria, Brevard	4
Briny Breezes, Palm Beach	4
Missing, Flagler	4
Missing, Monroe	4
Missing, Alachua	4
Williston, Marion	4
Saint Augustine, Duval	4
Seacrest, Walton	4
Wakulla Springs, Wakulla	4
Oneco, Manatee	4
Orlando, Citrus	4
Alafaya, Broward	4
Elfers, Pasco	4
Fernandina, Nassau	4
International Service Center, Dade	4
Lloyd, Jefferson	4
Miccosukee, Leon	4
Keystone Heights, Bradford	4
Ft Pierce, St. Lucie	4
Cypress, Jackson	4
Pensacola Beach, Escambia	4
Pensacola, Unknown	4
Fort Lauderdale, Palm Beach	4
Miami Gardens, Unknown	4
Kingsley Lake, Bradford	4
Naples, Lee	4
Newberry, Gilchrist	4
Okeechobee, Osceola	4
Milton, Escambia	4
Mayport, Duval	4
Maitland, Leon	4
Grandin, Putnam	4
Inlet Beach, Bay	4
Shady Grove, Taylor	4
Orlando, Santa Rosa	4
Windermere, Leon	4
West Bradenton, Manatee	4
Valkaria, Brevard	4
University Of Central Florida, Brevard	4
Orlando, Columbia	4
Loxahatchee Groves, Palm Beach	4
Indian Shores, Pinellas	4
Live Oak, Madison	4
Cross Creek, Alachua	4
Fairfield, Marion	4
Davenport, Osceola	4
Glen Ridge, Palm Beach	4
Goldenrod, Seminole	4
Missing, Sarasota	4

COVID-19: characteristics of 1,226,530 Florida resident cases

Data through Dec 23, 2020 verified as of Dec 24, 2020 at 09:25 AM

Data in this report are provisional and subject to change.

The table below includes the cities and counties of residence for cases in Florida residents based on the patient's ZIP Code. Note that city is not always received as part of the initial notification and may be missing while the case is being investigated.

City and county	Cases
Missing, Taylor	4
Missing, Highlands	4
Orlando, Highlands	4
Barberville, Volusia	4
Grove City, Charlotte	4
Orlando, Bay	4
Port Salerno, Martin	3
Winter Garden, Polk	3
Maitland, Pasco	3
Margate, Unknown	3
Melrose, Bradford	3
Alys Beach, Bay	3
Eglin, Okaloosa	3
Ocoee, Broward	3
Missing, Hendry	3
Labelle, Lee	3
Apopka, Osceola	3
Brewton, Escambia	3
Pp, Unknown	3
Wildlight, Nassau	3
Winter Park, Lake	3
University Of Central Florida, Palm Beach	3
University Of Central Florida, Pinellas	3
Eau Gallie, Brevard	3
Hallandale Beach, Unknown	3
Deerfield Beach, Palm Beach	3
Captiva, Lee	3
Blountstown, Liberty	3
Miami Gardens, Broward	3
Lynbrook, Broward	3
Orlando, Indian River	3
Orlando, Martin	3
Upper Key Largo, Monroe	3
Village Of Golf, Palm Beach	3
Saint Augusaintine Beach, St. Johns	3
Saint Augustine Beach, St. Johns	3
Windermere, Seminole	3
Orlando, Union	3
Winter Park, Alachua	3
Winter Park, Leon	3
Winter Park, Osceola	3
Worthington Springs, Union	3
Sunny Hills, Washington	3
Tampa, Pinellas	3
Jacksonville, Clay	3
Johns Pass Village, Pinellas	3
Holt, Santa Rosa	3
Apopka, Dade	3
Bonifay, Jackson	3
Orlando, Jackson	3
North Fort Myers, Charlotte	3
Missing, Calhoun	3
Kissimmee, Unknown	3
Jacksonville Naval Air Station, Duval	3
Chicago, Lee	3
Clewiston, Palm Beach	3
Conch Key, Monroe	3
Bristol, Calhoun	3
Branford, Gilchrist	3

COVID-19: characteristics of 1,226,530 Florida resident cases

Data through Dec 23, 2020 verified as of Dec 24, 2020 at 09:25 AM

Data in this report are provisional and subject to change.

The table below includes the cities and counties of residence for cases in Florida residents based on the patient's ZIP Code. Note that city is not always received as part of the initial notification and may be missing while the case is being investigated.

City and county	Cases
Bayou George, Bay	3
Babcock Ranch, Charlotte	3
San Carlos Park, Lee	3
Umatilla, Marion	3
Orlando, Nassau	3
Westville, Walton	3
Winter Garden, Leon	3
Sugarloaf, Monroe	3
Clarcona, Orange	3
Glenwood, Volusia	3
Lamont, Taylor	3
Indian Rock Beach, Pinellas	3
Inglis, Citrus	3
Hollywood, Unknown	3
Monticello, Madison	3
Fpo, Duval	3
Fernandina Beach, Duval	3
Day, Lafayette	3
Cypress Gardens, Polk	3
Bowling Green, Polk	3
Mayport Naval Housing, Duval	3
Pompano Beach, Palm Beach	3
Vernon, Bay	3
Samoset, Manatee	3
San Fernando, Unknown	3
Windermere, Palm Beach	3
Winter Park, Brevard	3
Seacrest, Bay	3
Orange Park, Duval	3
Point Washington, Walton	3
University Of Central Fl, Seminole	3
Vero Beach, St. Lucie	3
Mims, Volusia	3
Missing, Washington	3
Nobleton, Hernando	3
Julington Creek, St. Johns	3
Bella Collina, Lake	3
Apopka, Hillsborough	3
El Jobean, Charlotte	3
East Rockland Key, Monroe	2
Alford, Washington	2
Apopka, Duval	2
Jupiter Island, Martin	2
Labelle, Collier	2
Jonesville, Alachua	2
Lauderhill, Unknown	2
Maitland, Palm Beach	2
Long Beach, Orange	2
Longwood, Unknown	2
North Port, Charlotte	2
New Port Richey, Hillsborough	2
Miramar, Unknown	2
Miami, Martin	2
Ocean Reef Club, Monroe	2
Venice, Dade	2
University Of Central Fl, Broward	2
Winter Park, Collier	2
Winter Park, Duval	2
Winter Park, Hillsborough	2

COVID-19: characteristics of 1,226,530 Florida resident cases

Data through Dec 23, 2020 verified as of Dec 24, 2020 at 09:25 AM

Data in this report are provisional and subject to change.

The table below includes the cities and counties of residence for cases in Florida residents based on the patient's ZIP Code. Note that city is not always received as part of the initial notification and may be missing while the case is being investigated.

City and county	Cases
Winter Park, Volusia	2
Sand Lake, Orange	2
Windermere, Hillsborough	2
Port Canaveral, Brevard	2
Seguin, Unknown	2
Sunrise, Unknown	2
Tampa, Broward	2
Crescent Beach, Sarasota	2
Claysville, Hernando	2
Dade City, Unknown	2
Crestview, Walton	2
Cross Key, Monroe	2
Green Cove Springs, Duval	2
Oakland Park, Unknown	2
Marysville, Dade	2
Land O Lakes, Hillsborough	2
Milligan, Okaloosa	2
Lakeland, Unknown	2
Ocoee, Leon	2
Haines Creek, Lake	2
Fort Lauderdale, Alachua	2
Copeland, Collier	2
Cross City, Taylor	2
Carl Fisher, Dade	2
Saint Marys, Nassau	2
Wacissa, Jefferson	2
Windermere, Lake	2
Winter Park, Highlands	2
University Of Central Florida, Lee	2
Vero Beach, Unknown	2
Wauchula, Desoto	2
Winter Park, Dade	2
Yeehaw, Okeechobee	2
Pompano Beach, Unknown	2
Sebring, Desoto	2
Tampa, Hernando	2
000000, Unknown	2
Boynton Beach, Broward	2
Cape Haze, Charlotte	2
Jacksonville Naval Hospital, Duval	2
Jacksonville, Alachua	2
Melrose, Clay	2
Mesa, Unknown	2
Longview, Dade	2
Jacksonville, Nassau	2
Miramar, Dade	2
Okeechobee, Lake	2
Ormond Beach, Flagler	2
Panama City, Unknown	2
Apopka, Flagler	2
Apopka, Marion	2
Apopka, Sarasota	2
Clermont, Polk	2
Fort Pierce, Martin	2
Greenville, Jefferson	2
Lake Buena Vista, Orange	2
Laurel, Sarasota	2
Lecanto, Marion	2
Ludlam, Dade	2

COVID-19: characteristics of 1,226,530 Florida resident cases

Data through Dec 23, 2020 verified as of Dec 24, 2020 at 09:25 AM

Data in this report are provisional and subject to change.

The table below includes the cities and counties of residence for cases in Florida residents based on the patient's ZIP Code. Note that city is not always received as part of the initial notification and may be missing while the case is being investigated.

City and county	Cases
West Palm Beach, Dade	2
Oklawaha, Marion	2
Olustee, Baker	2
Ocoee, Duval	2
Tarpon Springs, Pasco	2
Winter Garden, Broward	2
Winter Garden, Dade	2
Windermere, Osceola	2
Winter Park, St. Johns	2
Saint Petersburg, Hillsborough	2
Seven Springs, Pasco	2
Orlando, Unknown	2
Port Saint Lucie, Martin	2
Port Charlotte, Unknown	2
Punta Gorda, Lee	2
Miami, Palm Beach	2
Missing, Jackson	2
None, Dade	2
Los Angeles, Okaloosa	2
Lutz, Pinellas	2
Lake Geneva, Clay	2
Lawtey, Union	2
Lakeland, Hillsborough	2
Alligator Point, Franklin	2
Coconut Creek, Unknown	2
Crawfordville, Leon	2
Immokalee, Lee	2
Eatonville, Lake	2
Fort Lauderdale, Unknown	2
Windermere, Polk	2
Winter Garden, Brevard	2
Woodside, Broward	2
Provo, Broward	2
Portland, Unknown	2
Pp, Dade	2
Scottsmoor, Brevard	2
University Of Central Fl, Dade	2
University Of Central Fl, Osceola	2
Cassadaga, Volusia	2
Lake Harbor, Palm Beach	2
Fort Walton Beach, Walton	2
Dunnellon, Levy	2
Moore Haven, Hendry	2
Lanark Village, Franklin	2
Orlando, Holmes	2
Orlando, Sumter	2
Naples, Broward	2
Florida Power & Light Co, Dade	2
Gibsonia, Polk	2
Amelia City, Nassau	2
Alligator Point, Wakulla	2
Citrus Ridge, Indian River	2
Ocean Breeze, Martin	2
Madison, Unknown	2
Lockhart, Seminole	2
Los Angeles, Broward	2
Hialeah, Broward	2
Highland Park, Polk	2
Jacksonville, Dade	2

COVID-19: characteristics of 1,226,530 Florida resident cases

Data through Dec 23, 2020 verified as of Dec 24, 2020 at 09:25 AM

Data in this report are provisional and subject to change.

The table below includes the cities and counties of residence for cases in Florida residents based on the patient's ZIP Code. Note that city is not always received as part of the initial notification and may be missing while the case is being investigated.

City and county	Cases
Winter Garden, Hillsborough	2
Pass, Dade	2
Tangerine, Lake	2
Tampa, Manatee	1
Steinhatchee, Alachua	1
University Of Central Florida, Hillsborough	1
University Of Central Fl, Pasco	1
Westerville, Hillsborough	1
Wellington, Unknown	1
Vero Beach, Brevard	1
Village Of Palm Springs, Palm Beach	1
Webster, Pasco	1
Wilbur By The Sea, Volusia	1
Willowbrook, Lee	1
Winderemere, Orange	1
Windermere, Dade	1
Winston Salem, Unknown	1
Palm City, Unknown	1
Pompano Beach, Alachua	1
Pine Hills, Broward	1
Oviedo, Leon	1
Old Town, Gilchrist	1
Orem, Sarasota	1
Porter Ranch, Dade	1
Raiford, Bradford	1
Republic, Monroe	1
Riverview, Manatee	1
Port Saint Lucie, Indian River	1
Russellville, Hillsborough	1
Saint Augustine, Okaloosa	1
Saint Teresa, Wakulla	1
San Diego, Unknown	1
Woodland Hills, Brevard	1
Jeffersonville, Broward	1
Lauderdale Hill, Unknown	1
Lake Mary, Lake	1
Lake Worth, Broward	1
Homeless, Dade	1
Hickory, Lee	1
Hallandale Ben, Unknown	1
Longwood, Orange	1
Live Oak, Columbia	1
Miamii, Dade	1
Miamt, Dade	1
Mid Florida, Seminole	1
Middleburg, Duval	1
Ocoee, Hillsborough	1
Ocala, Unknown	1
N/A, Duval	1
Naples, Alachua	1
Chipley, Holmes	1
Chipley, Jackson	1
Colorado Springs, Unknown	1
Conifer, Lee	1
Coco River, Collier	1
Bryn Mawr, Palm Beach	1
Camden Wyoming, Duval	1
Chattanooga, Dade	1
Alva, Collier	1

COVID-19: characteristics of 1,226,530 Florida resident cases

Data through Dec 23, 2020 verified as of Dec 24, 2020 at 09:25 AM

Data in this report are provisional and subject to change.

The table below includes the cities and counties of residence for cases in Florida residents based on the patient's ZIP Code. Note that city is not always received as part of the initial notification and may be missing while the case is being investigated.

City and county	Cases
333, Unknown	1
Alafaya, Volusia	1
Allentown, Putnam	1
Amelia Village, Nassau	1
Apple Creek, Citrus	1
Azalea Park, Osceola	1
Fortlauderdale, Unknown	1
Ft Pierce, Unknown	1
Garland, Orange	1
Fort Denaud, Glades	1
Everett, Dade	1
Fl State Lot, Leon	1
El Paso, Unknown	1
Eatonville, Seminole	1
Destin, Unknown	1
Naugatuck, Lee	1
New Vernon, Sarasota	1
New York, Broward	1
Oakland, Broward	1
Oakland, Manatee	1
Opa Locka, Unknown	1
Ocoee, Polk	1
Pensacola, Santa Rosa	1
Plant City, Pinellas	1
Plantation, Unknown	1
Ponce, Orange	1
Port Charlotte Fl, Unknown	1
Lakewood, Unknown	1
Los Angeles, Polk	1
Maitland, Unknown	1
Melbourne, Orange	1
Miami Beach, Palm Beach	1
Miami Granders, Dade	1
Myakka, Duval	1
Minneapolis, Broward	1
Missing, Charlotte	1
Fdsf, Unknown	1
Fwb, Unknown	1
Gastonia, Polk	1
Knoxville, Duval	1
Green, Clay	1
Gulf Shores, Escambia	1
Havanna, Gadsden	1
Hialeah Lakes, Dade	1
Hilliard, Dade	1
Hollywood, Leon	1
Holt, Unknown	1
Humble, Broward	1
Bryn Mawr, Collier	1
Apopka, Palm Beach	1
Aspen, Palm Beach	1
Atlanta, Broward	1
Azalea Park, Sarasota	1
Bartow, Unknown	1
Boca Rotan, Unknown	1
Clermont, Unknown	1
Duke Field Air Force Station, Okaloosa	1
Deltona , Volusia	1
Columbia, Orange	1

COVID-19: characteristics of 1,226,530 Florida resident cases

Data through Dec 23, 2020 verified as of Dec 24, 2020 at 09:25 AM

Data in this report are provisional and subject to change.

The table below includes the cities and counties of residence for cases in Florida residents based on the patient's ZIP Code. Note that city is not always received as part of the initial notification and may be missing while the case is being investigated.

City and county	Cases
Coral Springs, Unknown	1
Cornelius, Leon	1
Crestview, Dade	1
Dade City, Polk	1
Dania, Unknown	1
Darien, Pasco	1
University Of Central Fl, St. Johns	1
University Of Central Florida, Dade	1
Tinley Park, Lee	1
Sumatra, Liberty	1
South Otselic, Dade	1
Springhill, Unknown	1
Telluride, Lee	1
Saint Petersburg, Dade	1
San Juan, Osceola	1
San Pedro Sula, Dade	1
Richmond Heights, Dade	1
Rochester, Lee	1
Rosemary Beach, Bay	1
Winter Garden, Sumter	1
Wimauma, Manatee	1
Windermere, Lee	1
Unknown, Orange	1
Wayne, Dade	1
West Simsbury, Collier	1
Gotha, Palm Beach	1
Fort Myers, Unknown	1
Fort Pierce, Unknown	1
Eatonville, Osceola	1
Edgewood, Osceola	1
Homeless, Polk	1
Homosassa, Hernando	1
Harrison, Pinellas	1
Granada Hills, Broward	1
Hilandale, Unknown	1
Hialeah, Bay	1
Cypress, Leon	1
Deland, St. Lucie	1
Deltona, Orange	1
Clermont, Osceola	1
Clewiston, Glades	1
Cartersville, Unknown	1
Anaheim, Unknown	1
Alafaya, Palm Beach	1
Athens, Duval	1
Bogota, Orange	1
Bronx, Palm Beach	1
Blountstown, Jackson	1
Belle Isle, Dade	1
Lewisburg, Pasco	1
Jerusalem, St. Johns	1
La Grange, Dade	1
Lake City, Hamilton	1
Maitland, Dade	1
Marshall, Dade	1
Louisville, Manatee	1
Los Angeles Ca, Unknown	1
Littleton, Dade	1
North Pole, Seminole	1

COVID-19: characteristics of 1,226,530 Florida resident cases

Data through Dec 23, 2020 verified as of Dec 24, 2020 at 09:25 AM

Data in this report are provisional and subject to change.

The table below includes the cities and counties of residence for cases in Florida residents based on the patient's ZIP Code. Note that city is not always received as part of the initial notification and may be missing while the case is being investigated.

City and county	Cases
North Port, Lee	1
Okeechobee, Glades	1
Oooooo, Unknown	1
Mount Pleasant, Gadsden	1
Navarre, Okaloosa	1
Newark, Broward	1
Newburgh, Bay	1
Missing, Hardee	1
Miami, Hillsborough	1
Middlesburg, Duval	1
Rye, Duval	1
Rex, Duval	1
Port Everglades, Broward	1
Peoria, Unknown	1
Orlando, Washington	1
Pacifica, Dade	1
Palm Coast, Polk	1
Palm Coast, Volusia	1
Parker, Dade	1
Sun City Center, Hardee	1
Spring Hill , Hernando	1
Starke, Clay	1
Stone Mountain, Palm Beach	1
Saint Petersburg, St. Lucie	1
Saint Johns, Unknown	1
Seybold, Dade	1
Saxis, Lee	1
Sebring, Lee	1
Washington, Unknown	1
Wekiva Springs, Seminole	1
Tulsa, Orange	1
University Of Central Fl, Clay	1
Tallahassee, Duval	1
Tampa, Palm Beach	1
Zolfo Springs, Polk	1
Windermere, Pasco	1
Vernon, Unknown	1
West Villages, Sarasota	1
Wichita, Volusia	1
Windermere, Broward	1
Winter Garden, Pinellas	1
Winter Park, Calhoun	1
Winter Park, Indian River	1
Winter Park, Lee	1
Ocoee, Lee	1
Ocoee, Volusia	1
Okeechobee, St. Lucie	1
Opalocka, Dade	1
Orlando, Hendry	1
Orlando, Levy	1
Palm Springs North, Dade	1
Palm Coast, Duval	1
Soldotna, Broward	1
Saint Cloud, Lee	1
Saint Johns, Orange	1
San Antonio, Sarasota	1
San Antonio, Unknown	1
Sanford, Volusia	1
Pineland, Lee	1

COVID-19: characteristics of 1,226,530 Florida resident cases

Data through Dec 23, 2020 verified as of Dec 24, 2020 at 09:25 AM

Data in this report are provisional and subject to change.

The table below includes the cities and counties of residence for cases in Florida residents based on the patient's ZIP Code. Note that city is not always received as part of the initial notification and may be missing while the case is being investigated.

City and county	Cases
Perry, Leon	1
Provincetown, Collier	1
Weston, Dade	1
Wheaton, Lee	1
Wesley Chapel, Alachua	1
University Of Central Florida, Monroe	1
Toms River, Dade	1
Tampa Palms, Hillsborough	1
Tangerine, Seminole	1
Tewksbury, Orange	1
Steinhatchee, Madison	1
South Burlington, Orange	1
Magnolia Square, Osceola	1
Maitland, Alachua	1
Lemoyne, Manatee	1
Melrose, Alachua	1
Miamf, Dade	1
Miami G, Dade	1
Miami, Collier	1
Marianna, Calhoun	1
Oakland, Lake	1
Oakland, Leon	1
Naples, Orange	1
New Richmond, Volusia	1
Lawrence Township, Palm Beach	1
Las Vegas, Orange	1
Lake Placid, Alachua	1
Kingsland, Duval	1
Kissimmee, Brevard	1
Gotha, Leon	1
Gilmer, Dade	1
Haverford, Hillsborough	1
Esterro, Collier	1
Fanning Springs, Levy	1
Cumberland, Palm Beach	1
Dade City, Hillsborough	1
Crestview, Holmes	1
Columbus, Brevard	1
Cookeville, Seminole	1
Dallas, Lee	1
De Leon Springs, Putnam	1
Deland, Lake	1
Deland, Polk	1
Doctors Inlet, Clay	1
Clear Brook, Lee	1
Clermont, Orange	1
Apopka, St. Lucie	1
Belle Isle, Polk	1
Apopka, Manatee	1
99, Unknown	1
Alanson, Bay	1
Aollywoss, Dade	1
Boca Raton, Unknown	1
Bohealia, Lee	1
Blowing Rock, Polk	1
Carol Stream, Orange	1
Charlotte, Pasco	1
Pembroke Pines, Dade	1
Pensacola, Sumter	1

COVID-19: characteristics of 1,226,530 Florida resident cases

Data through Dec 23, 2020 verified as of Dec 24, 2020 at 09:25 AM

Data in this report are provisional and subject to change.

The table below includes the cities and counties of residence for cases in Florida residents based on the patient's ZIP Code. Note that city is not always received as part of the initial notification and may be missing while the case is being investigated.

City and county	Cases
Perth Amboy, Hillsborough	1
Paducah, Manatee	1
Oldsray, Manatee	1
Monroe, Dade	1
Monroe, Hillsborough	1
North Laud, Unknown	1
Longwood, Broward	1
Lucedale, St. Lucie	1
Middletown, Osceola	1
Maccleddy, Duval	1
Mantua, Broward	1
Mayaguez, Dade	1
Interlachen, Duval	1
Hosford, Calhoun	1
Hialeahgardens, Dade	1
Bronson, Alachua	1
Brooker, Alachua	1
Bonita, Lee	1
Brandon, Pinellas	1
Alva, Escambia	1
Arcadia, Highlands	1
Baker, Santa Rosa	1
Armstrong, St. Johns	1
Atl, Brevard	1
Belmont, Santa Rosa	1
Blountstown, Broward	1
Belle Isle, Duval	1
Cincinnati, Dade	1
Champions Gate, Osceola	1
Dfafs, Okaloosa	1
Davie, Unknown	1
Dayton, Orange	1
Gibsonton, Unknown	1
Greenbrier, Bay	1
Edgewood, Broward	1
Floral, Okaloosa	1
Sunrise, Dade	1
Tallahassee, Madison	1
Trenton, Dixie	1
Unknown, Unknown	1
Toms River, Lee	1
Tourist, Dade	1
Sharpes, Brevard	1
Sorrento, Orange	1
Summerfield, Unknown	1
Powell, Lee	1
Puerto Rico, Unknown	1
Randolph, Orange	1
Sanford, Orange	1
Saint Petersburg, Charlotte	1
Saint Lucie Village, St. Lucie	1
Wtixrat, Dade	1
Windermere, Volusia	1
Westlake Village, Unknown	1
Watersound, Bay	1
Unk, Duval	1
Ventura, Orange	1
Woodbine, Nassau	1
Winter Garden, Duval	1

COVID-19: characteristics of 1,226,530 Florida resident cases

Data through Dec 23, 2020 verified as of Dec 24, 2020 at 09:25 AM

Data in this report are provisional and subject to change.

The table below includes the cities and counties of residence for cases in Florida residents based on the patient's ZIP Code. Note that city is not always received as part of the initial notification and may be missing while the case is being investigated.

City and county	Cases
Waipahu, Santa Rosa	1
Ward, Polk	1
Wellborn, Columbia	1
Venetian Islands, Dade	1
West Yarmouth, St. Lucie	1
Winter Garden, Marion	1
Winter Park, Citrus	1
Winter Park, Hendry	1
Suitland, Volusia	1
Shirley, Flagler	1
Seminole, Leon	1
Syracuse, Polk	1
Tallahassee, Dade	1
Tamarac, Dade	1
Tampa, Unknown	1
Tavares, Orange	1
Town Of Nocatee, St. Johns	1
University Of Central Fl, Pinellas	1
Unkn, Duval	1
Orlando, Putnam	1
Orlo Vista, Orange	1
Other, Dade	1
Piasa, Putnam	1
Palmetto Bay, Palm Beach	1
Pass-A-Grille Beach, Pinellas	1
Pembroke Lakes, Broward	1
Russellville, Bay	1
Saint Joseph, Volusia	1
San Antonio, Orange	1
Port Saint Lucie, Palm Beach	1
Prattville, Hillsborough	1
Prestonsburg, Bay	1
Quincy, Jackson	1
Rapid City, Broward	1
Red Bay, Holmes	1
Carmel, Orange	1
Caracas, Dade	1
Brandon, Unknown	1
Brooklyn, Broward	1
Brooklyn, Dade	1
Brooklyn, Lee	1
Dallas, Hernando	1
Coconut Ck, Unknown	1
Chicago, Unknown	1
Apopka, Brevard	1
Apopka, Clay	1
Apopka, Polk	1
Asheville, Highlands	1
Astoria, Broward	1
Bartow, Hardee	1
Boca Raton, Broward	1
Belle Isle, Osceola	1
Bel Air, Collier	1
Alachua, Duval	1
Alpharetta, Broward	1
Fort Lauderdale, Leon	1
Fort White, Clay	1
Far Rockaway, Dade	1
Fisher Island, Unknown	1

COVID-19: characteristics of 1,226,530 Florida resident cases

Data through Dec 23, 2020 verified as of Dec 24, 2020 at 09:25 AM

Data in this report are provisional and subject to change.

The table below includes the cities and counties of residence for cases in Florida residents based on the patient's ZIP Code. Note that city is not always received as part of the initial notification and may be missing while the case is being investigated.

City and county	Cases
Doral, Unknown	1
Downingtown, Hillsborough	1
Deer Park, Dade	1
Deerfield Beach, Unknown	1
Deland, Seminole	1
Hallandale, Unknown	1
Hiawassee, Osceola	1
Hernando, Marion	1
Hialeah, Collier	1
Greensburg, Palm Beach	1
Gurabo, Osceola	1
Garden City, Alachua	1
Gaylord, Orange	1
North Palm Beach, Orange	1
Northport, Sarasota	1
Oakland, Lee	1
Missing, Levy	1
Missing, State-Call Center	1
Monroe Township, Palm Beach	1
Moore Haven, Okeechobee	1
Morrisville, Unknown	1
Ldhl, Broward	1
Milford, Lee	1
Micanopy, Marion	1
Mckinney, Broward	1
Miamc, Dade	1
Las Vegas, Palm Beach	1
Lake Butler, Alachua	1
Knoxville, Bay	1
Kingsland, Nassau	1
Indian Rocks Beach, Duval	1
Key West, Duval	1
Hoclywsod, Dade	1
Homeless, Hillsborough	1
Homeless, Monroe	1
Homeless, Pinellas	1
Inwood, Broward	1
Irvine, Marion	1
Jefferson, Dade	1
Jonesboro, Leon	1
Jupiter, Dade	1
Jupiter, St. Lucie	1
Kenilworth, Leon	1
Key West, Palm Beach	1
Kilgore, Dade	1
Macclenny, Dixie	1
Madison, Jefferson	1
Jupiter Inlet, Palm Beach	1
Jzx, Unknown	1
Land O Lakes, Unknown	1
Landolakes, Unknown	1
Lawton, Okaloosa	1
Lima, Volusia	1
Irmo, Unknown	1
Island Grove, Alachua	1
Jacksonville, Baker	1
North Porte, Unknown	1
Notrealville, Polk	1
Monument, Broward	1

COVID-19: characteristics of 1,226,530 Florida resident cases

Data through Dec 23, 2020 verified as of Dec 24, 2020 at 09:25 AM

Data in this report are provisional and subject to change.

The table below includes the cities and counties of residence for cases in Florida residents based on the patient's ZIP Code. Note that city is not always received as part of the initial notification and may be missing while the case is being investigated.

City and county	Cases
Morrisville, Palm Beach	1
North Brunswick, St. Lucie	1
North Lauderdale, Unknown	1
Mokena, Lee	1
Missing, Lafayette	1
Miami Dade, Unknown	1
Metter, Manatee	1
Miamksaohes, Dade	1
Greensboro, Leon	1
Glen Cove, Unknown	1
Glen Saint Mary, Duval	1
Gainesville, Levy	1
Fleming Island, Duval	1
Crystal River, Marion	1
Deerfield Beach, Polk	1
Defuniak Springs, Okaloosa	1
Eatonville, Hillsborough	1
Clearwater, Leon	1
Crestview, Broward	1
Clarcona, Seminole	1
Cape San Blas, Gulf	1
Callahan, Duval	1
Bradenton, Lee	1
Bogota, Unknown	1
Alafaya, Pinellas	1
Apopka, Leon	1
Atlanta, Walton	1
Attalla, Broward	1
Azalea Park, Lake	1
Azalea Park, Polk	1
Twentynine Palms, Broward	1
Surprise, Unknown	1
Syracuse, Unknown	1
Vernon, Walton	1
University Of Central Florida, Duval	1
Unknown, Manatee	1
Venezuela, Unknown	1
Sarasota, Unknown	1
St Cloud, Orange	1
Saint Petersburg, Bay	1
San Marcos, Unknown	1
Pooler, Broward	1
Plantation Key, Monroe	1
Plantation, Leon	1
Ridgewood, Lee	1
Roseville, Broward	1
Port St. Lucie, Unknown	1
Orlando, Walton	1
Oviedo, Lake	1
Pensacola, Dade	1
Panomo City, Bay	1
Orem, Dade	1
Ocoee, Manatee	1
Okeechobi, Unknown	1
Orlando, Clay	1
Orlando, Gadsden	1
Whippany, Volusia	1
Weirsdale, Lake	1
Winfield, Hillsborough	1

COVID-19: characteristics of 1,226,530 Florida resident cases

Data through Dec 23, 2020 verified as of Dec 24, 2020 at 09:25 AM

Data in this report are provisional and subject to change.

The table below includes the cities and counties of residence for cases in Florida residents based on the patient's ZIP Code. Note that city is not always received as part of the initial notification and may be missing while the case is being investigated.

City and county	Cases
Winter Garden, Lee	1
Winter Garden, Unknown	1
Winter Park, Bay	1
Xifamk, Dade	1
Winnetka, Dade	1
Sandestin, Walton	1
Saint Petersburg, Duval	1
St Peterburg, Orange	1
Stiamk, Dade	1
Scottsdale, Brevard	1
Sun City Center, Lee	1
Surfside Beach, Orange	1
Tavares, Unknown	1
Temple, Palm Beach	1
Pompano Beach, Dade	1
Pompano Beach, Osceola	1
Pine Hills, Polk	1
Port Saint Lucie, Marion	1
Port St Luice, Unknown	1
Port St. Lucie, St. Lucie	1
Rivera Beach, Unknown	1
Port Charlotte, Lee	1
Port Richey, Unknown	1
Roswell, Bay	1
Ruskin, Dade	1
Ruskin, Manatee	1
Winter Springs, Orange	1
Youngstown, Washington	1
Zellwood, Brevard	1
Zellwood, Osceola	1
Winter Park, Manatee	1
Winter Park, Palm Beach	1
Winter Park, Pinellas	1
Weston, Unknown	1
Wildwood, Lee	1
West Hollywood, Broward	1
West Palm Beach, Unknown	1
Unknown, Duval	1
Wabasha, Clay	1
Okeechobee, Highlands	1
Pensacola Naval Hospital, Escambia	1
Painted Post, Pasco	1
Palatka, Marion	1
Milford, Bay	1
Missing, Desoto	1
Newaygo, Charlotte	1
Na, Dade	1
Naples, Leon	1
Los Angeles, Orange	1
Littleton, St. Johns	1
Mattoon, Lee	1
Marianna, Leon	1
Marianna, Washington	1
Mary Esther, Hillsborough	1
Lecanto, Palm Beach	1
Lake In The Hills, Broward	1
Lake Worth, Unknown	1
Land, Unknown	1
Jupiter, Pinellas	1

COVID-19: characteristics of 1,226,530 Florida resident cases

Data through Dec 23, 2020 verified as of Dec 24, 2020 at 09:25 AM

Data in this report are provisional and subject to change.

The table below includes the cities and counties of residence for cases in Florida residents based on the patient's ZIP Code. Note that city is not always received as part of the initial notification and may be missing while the case is being investigated.

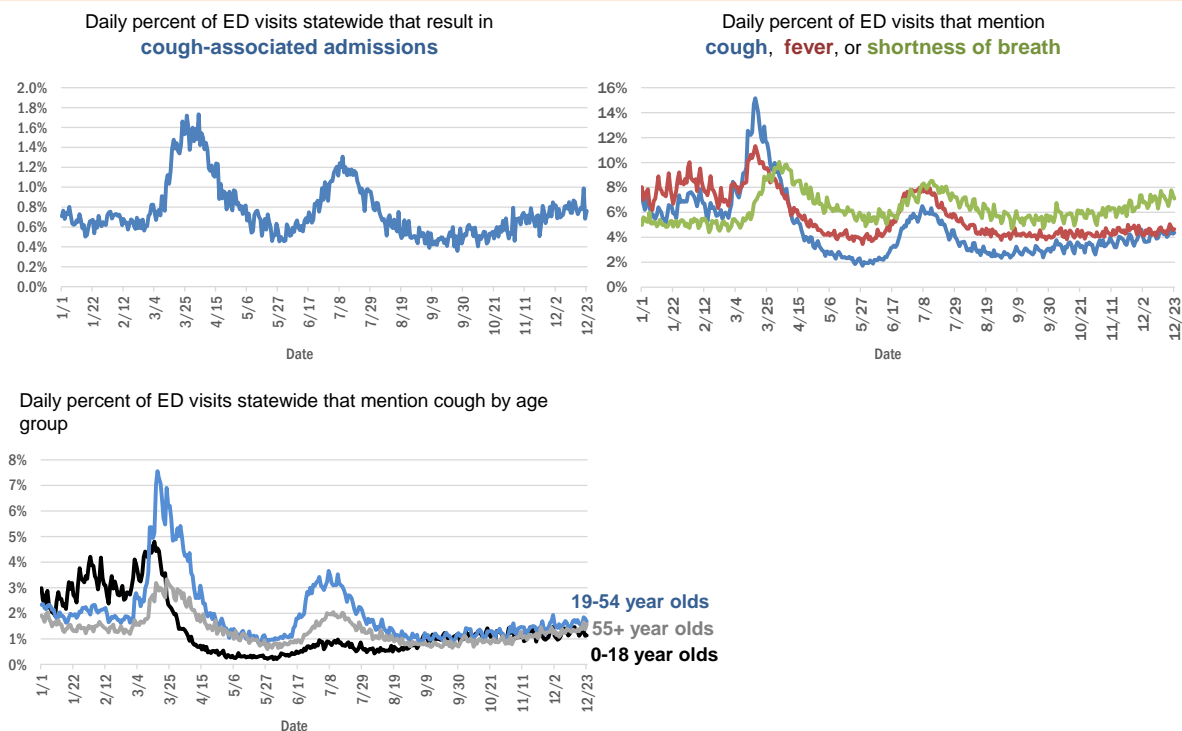
City and county	Cases
Kansas City, Palm Beach	1
Boys Ranch, Suwannee	1
Celebration, Orange	1
Coal City, Pasco	1
Commerce Township, Manatee	1
Delray Beach, Broward	1
Alys Beach, Walton	1
Apo, Collier	1
Addison, Pasco	1
Alafaya, Dade	1
Arabi, Orange	1
At Large, Broward	1
Austin, Dade	1
Azalea Park, Broward	1
Belle Isle, Seminole	1
Apopka, Alachua	1
Apopka, Citrus	1
Big Torch Key, Monroe	1
Black, Holmes	1
Boca Raton, Lee	1
Bonifay, Unknown	1
Crescent City, Marion	1
Crestview, Unknown	1
Fort Worth, Broward	1
Franklin, Orange	1
Gainesville, Santa Rosa	1
Fort Lauderdale, Lee	1
Fort Pierce, Brevard	1
High Springs, Columbia	1
Gwynn Oak, Polk	1
Indianapolis, Lee	1
Jena, Taylor	1
Total	1,226,530

COVID-19: additional surveillance information

Data through Dec 23, 2020 verified as of Dec 24, 2020 at 09:25 AM

Data in this report are provisional and subject to change.

Statewide emergency department (ED) chief complaint and admission data



The Electronic Surveillance System for the Early Notification of Community-Based Epidemics (ESSENCE-FL) includes chief complaint data from 211 of 211 Florida EDs. Data are transmitted electronically to ESSENCE-FL daily or hourly.

COVID-19: testing by laboratory

Data through Dec 23, 2020 verified as of Dec 24, 2020 at 09:25 AM

Data in this report are provisional and subject to change.

The numbers in the table below represent the number of Florida and non-Florida residents for whom test results were received by the Department of Health. A person can be tested by more than one laboratory and can have both positive and negative results. **Therefore, the sum of the numbers in each column will be larger than the total number of people tested.**

Reporting lab	Inconclusive	Negative	Positive	Percent positive	Total
LABORATORY CORPORATION OF AMERICA	2,116	1,329,463	168,329	11%	1,499,908
QUEST DIAGNOSTICS	9,771	1,178,144	165,090	12%	1,353,005
CURATIVE LABS	9,056	930,475	117,648	11%	1,057,179
BIO REFERENCE LABORATORIES, INC	7,262	771,053	140,860	15%	919,175
GENETWORK	661	390,607	32,935	8%	424,203
REALTOX LABS LLC	3,915	352,569	56,346	14%	412,830
HELIX	3,990	330,906	49,072	13%	383,968
EAST FLORIDA STATE COLLEGE - BREVARD		212,890	26,987	11%	239,877
RCA LABORATORY SERVICES, LLC		218,872	17,233	7%	236,105
NOMI HEALTH LAB SERVICES		172,661	19,528	10%	192,189
IMPACT HEALTH BIOMETRIC TESTING, INC	901	161,998	16,769	9%	179,668
CDR MAGUIRE - HEALTH CARE CENTER		137,572	18,150	12%	155,722
REAL DIAGNOSTICS	861	134,181	16,618	11%	151,660
BPHL-JACKSONVILLE	18	125,267	20,375	14%	145,660
ELABNETWORK	1,058	132,951	11,059	8%	145,068
MAKO GENOMICS	6,019	118,163	19,819	14%	144,001
NORTHWEST LABORATORY	246	120,964	6,469	5%	127,679
MAYO CLINIC LABORATORIES	291	114,164	12,821	10%	127,276
ADVENTHEALTH LAB	99	110,374	11,655	10%	122,128
ADVENT HEALTH LAB	112	101,260	13,957	12%	115,329
BAYCARE LABORATORIES LLC	478	105,658	9,138	8%	115,274
MEDICAL DIAGNOSTIC LABORATORIES	968	97,926	14,046	12%	112,940
BPHL-MIAMI	225	93,822	15,228	14%	109,275
MEMORIAL REGIONAL HOSPITAL SOUTH	22	90,091	17,806	16%	107,919
BIOCOLLECTIONS WORLDWIDE, INC	639	95,021	12,059	11%	107,719
ASCENSION SACRED HEART HOSPITAL - PENSACOLA	2	91,803	12,569	12%	104,374
ORLANDO HEALTH SYSTEM	602	89,687	8,732	9%	99,021
KORVALABS, INC	1,281	90,812	4,653	5%	96,746
FULGENT DIAGNOSTICS LABORATORY	1,568	84,894	8,005	8%	94,467
NOMI_HEALTH		77,701	9,761	11%	87,462
BPHL-TAMPA (SPECTRUM BLVD)	45	69,197	12,022	15%	81,264
SUNPATH MEDICAL DIAGNOSTICS LABORATORY	719	69,576	10,147	13%	80,442
TAMPA GENERAL HOSPITAL	4	73,547	6,181	8%	79,732
UF HEALTH MEDICAL LAB	33	72,016	6,187	8%	78,236
DIATHERIX LABORATORIES		66,813	9,427	12%	76,240
TESTING MATTERS INC	102	64,853	8,825	12%	73,780
AKESOGEN		60,393	10,021	14%	70,414
BAPTIST HEALTH SOUTH FLORIDA	246	55,554	8,578	13%	64,378
ASCENSION ST VINCENT'S - RIVERSIDE	1	53,263	6,526	11%	59,790
PWNHEALTH	106	54,606	4,452	8%	59,164
JACKSON MEMORIAL HOSPITAL CLINICAL LAB	79	48,181	9,011	16%	57,271
LAKELAND REGIONAL MEDICAL CENTER	121	48,050	5,484	10%	53,655
ARUP LABORATORIES	16	49,969	2,904	5%	52,889
UF HEALTH SHANDS HOSPITAL	319	48,941	3,093	6%	52,353
AMERICAN HEALTH ASSOCIATES	9	46,992	3,509	7%	50,510
AIT LABORATORIES		42,449	4,899	10%	47,348

COVID-19: testing by laboratory

Data through Dec 23, 2020 verified as of Dec 24, 2020 at 09:25 AM

Data in this report are provisional and subject to change.

The numbers in the table below represent the number of Florida and non-Florida residents for whom test results were received by the Department of Health. A person can be tested by more than one laboratory and can have both positive and negative results. **Therefore, the sum of the numbers in each column will be larger than the total number of people tested.**

Reporting lab	Inconclusive	Negative	Positive	Percent positive	Total
SOUTH MIAMI HOSPITAL LAB	200	40,280	5,349	12%	45,829
VIRACOR EUROFINS		34,955	9,717	22%	44,672
APPLIED INGENUITY DIAGNOSTICS LLC		38,232	1,688	4%	39,920
BAPTIST HEALTH - JACKSONVILLE	4	35,898	2,513	7%	38,415
TALLAHASSEE MEMORIAL HOSPITAL	160	34,105	3,892	10%	38,157
ORANGE COUNTY CONVENTION CENTER		33,330	3,655	10%	36,985
MIAMI DADE COUNTY		32,093	3,527	10%	35,620
INGENIOUS PERSONALIZED MEDICINE	136	28,715	5,498	16%	34,349
WALGREENS	30	28,191	5,177	16%	33,398
LEE HEALTH - CAPE CORAL HOSPITAL	3	27,982	4,516	14%	32,501
BROWARD GENERAL MEDICAL CENTER-CLINICAL LAB	2	29,144	2,947	9%	32,093
SARASOTA MEMORIAL HOSPITAL MAIN LAB	12	29,375	2,345	7%	31,732
MILLENNIUM PHYSICIAN GROUP	17	26,418	4,572	15%	31,007
UNIVERSITY OF MIAMI HOSPITAL	32	27,296	2,890	10%	30,218
NICKLAUS CHILDREN'S HOSPITAL	55	25,702	3,657	12%	29,414
FLORIDA HOSPITAL - TAMPA	37	26,880	2,194	8%	29,111
UF HEALTH JACKSONVILLE	42	26,274	2,519	9%	28,835
ECCO LAB GROUP CO	405	23,670	3,946	14%	28,021
GENESIS REFERENCE LABORATORIES		23,211	2,256	9%	25,467
NORTH FLORIDA REGIONAL MEDICAL CENTER		21,266	2,282	10%	23,548
ST JOSEPHS HOSPITAL LABORATORY	19	20,781	2,674	11%	23,474
MOUNT SINAI MEDICAL CENTER	7	21,250	2,084	9%	23,341
BRANDON REGIONAL HOSPITAL		20,179	2,448	11%	22,627
JUPITER MEDICAL CENTER LAB	58	20,254	1,797	8%	22,109
PALMETTO GENERAL HOSPITAL LAB	3	17,879	3,734	17%	21,616
ACCESS DX LABORATORY	199	19,152	1,926	9%	21,277
STATLAB_MOBILE	1	19,243	1,983	9%	21,227
JFK MEDICAL CENTER LAB	1	18,618	2,329	11%	20,948
ADVENTIST HEALTH SYSTEMS SUNBELT INC DBA		19,575	1,232	6%	20,807
ADVENT HEALTH - DAYTONA BEACH	32	18,887	1,455	7%	20,374
NAPLES COMMUNITY HOSPITAL	64	17,790	1,812	9%	19,666
LAB DIAGNOSTICS LLC	380	13,504	5,189	27%	19,073
INTEGRATED REGIONAL LABORATORIES LLP		16,292	2,454	13%	18,746
AVENTUS BIO LABS	16	15,977	2,149	12%	18,142
PANCARE OF FLORIDA INC		16,413	1,696	9%	18,109
DWIC OF TAMPA BAY INC		17,062	877	5%	17,939
PATIENTS FIRST LAKE ELLA MEDICAL CENTER PA		14,855	2,647	15%	17,502
HEALTH CENTER AT SINAI RESIDENCES		16,942	506	3%	17,448
DRS CLACK SPENCER WHITE & MCCORMACK PA D/B/A		15,656	1,545	9%	17,201
BIOCERNA LABS	461	14,582	2,112	12%	17,155
MORTON PLANT HOSPITAL-ADLER INSTITUTE	13	15,531	1,588	9%	17,132
STS LAB 2 LLC	6	16,162	628	4%	16,796
SAINT MARY'S MEDICAL CENTER	22	14,988	1,744	10%	16,754
EXACT SCIENCES LABORATORIES		15,135	1,447	9%	16,582

COVID-19: testing by laboratory

Data through Dec 23, 2020 verified as of Dec 24, 2020 at 09:25 AM

Data in this report are provisional and subject to change.

The numbers in the table below represent the number of Florida and non-Florida residents for whom test results were received by the Department of Health. A person can be tested by more than one laboratory and can have both positive and negative results. **Therefore, the sum of the numbers in each column will be larger than the total number of people tested.**

Reporting lab	Inconclusive	Negative	Positive	Percent positive	Total
AEGIS SCIENCES CORPORATION	64	14,678	1,823	11%	16,565
HEALTHLINK DIAGNOSTIC LABORATORIES	141	14,979	1,278	8%	16,398
HOLY CROSS HOSPITAL CLINICAL LAB	1	14,931	1,039	7%	15,971
WATSON CLINIC LLP		12,567	2,419	16%	14,986
INDIAN RIVER MEDICAL CENTER LAB		13,669	849	6%	14,518
CLEVELAND CLINIC HOSPITAL LAB	4	12,506	1,609	11%	14,119
LEESBURG REGIONAL MEDICAL CENTER		12,531	1,398	10%	13,929
OSCEOLA REGIONAL MEDICAL CENTER	1	12,036	1,689	12%	13,726
INFINITY BIOLOGIX LLC	48	13,051	487	4%	13,586
WELLINGTON REGIONAL MED CTR LAB	5	11,898	1,451	11%	13,354
HOMESTEAD HOSPITAL CLINICAL LABORATORY	25	11,056	2,247	17%	13,328
MEMORIAL HOSPITAL JACKSONVILLE	8	10,976	2,014	15%	12,998
MALABAR MEDICAL WALK IN CLINIC		11,067	1,697	13%	12,764
BAYFRONT HEALTH - ST PETERSBURG	17	10,667	1,682	14%	12,366
MEMORIAL REGIONAL HOSPITAL CLINICAL LABORATORY	10	11,304	761	6%	12,075
NORTHWEST MEDICAL CENTER	1	10,549	1,425	12%	11,975
FLORIDA HOSPITAL WATERMAN LABORATORY	70	10,997	857	7%	11,924
ORANGE PARK MEDICAL CENTER	9	10,017	1,867	16%	11,893
WEST KENDALL BAPTIST HOSPITAL	10	9,674	2,200	19%	11,884
LEE HEALTH - LEE MEMORIAL HOSPITAL		8,862	2,926	25%	11,788
DELRAY MEDICAL CENTER LAB	3	10,668	1,105	9%	11,776
ST MARKS HOSPITAL LABORATORY B	78	10,627	1,002	9%	11,707
PRIVA PATH LABS	52	11,030	603	5%	11,685
BETHESDA HOSPITAL EAST		10,588	974	8%	11,562
PWN HEALTH	17	9,311	2,025	18%	11,353
OAK HILL HOSPITAL		10,195	1,132	10%	11,327
LAWNWOOD REGIONAL MEDICAL CENTER	1	9,846	1,424	13%	11,271
BAPTIST HEALTH - SOUTH		10,271	792	7%	11,063
CLEVELAND CLINIC TRADITION HOSPITAL		10,260	663	6%	10,923
ST ANTHONY'S HOSPITAL LAB	16	9,770	1,106	10%	10,892
VISTA CLINICAL DIAGNOSTICS	200	9,867	779	7%	10,846
UHEALTH CORAL GABLES/LENNAR MED CTR	3	10,210	584	5%	10,797
WINTER HAVEN HOSPITAL CLINICAL LABORATORY	3	9,299	1,494	14%	10,796
LARGO MEDICAL CENTER		9,594	1,069	10%	10,663
BINAXNOW	9	8,189	2,275	22%	10,473
LARKIN COMMUNITY HOSPITAL INC DBA CARDIOTROPIC		6,820	3,621	35%	10,441
GOOD SAMARITAN MEDICAL CENTER LAB	1	8,978	1,308	13%	10,287
WESTSIDE REGIONAL MED CTR	2	8,662	1,391	14%	10,055
LARKIN COMMUNITY HOSPITAL	10	8,632	1,330	13%	9,972
SRQ DRIVE THROUGH		8,944	905	9%	9,849
MERCY HOSPITAL A CAMPUS OF PLANTATION GEN HOSP LAB	1	8,219	1,581	16%	9,801
COAST DIAGNOSTICS LLC	31	8,975	792	8%	9,798
BAPTIST HEALTHCARE - BAPTIST HOSPITAL	5	8,009	1,769	18%	9,783
ST JOSEPHS HOSPITAL	11	8,500	1,141	12%	9,652

COVID-19: testing by laboratory

Data through Dec 23, 2020 verified as of Dec 24, 2020 at 09:25 AM

Data in this report are provisional and subject to change.

The numbers in the table below represent the number of Florida and non-Florida residents for whom test results were received by the Department of Health. A person can be tested by more than one laboratory and can have both positive and negative results. **Therefore, the sum of the numbers in each column will be larger than the total number of people tested.**

Reporting lab	Inconclusive	Negative	Positive	Percent positive	Total
ACCESS MEDICAL LABORATORIES	2	5,276	4,357	45%	9,635
GULF COAST MEDICAL CENTER MICROLAB		7,553	2,077	22%	9,630
PALMS WEST HOSPITAL LAB	2	8,294	1,332	14%	9,628
PALM BEACH BALL PARK		8,605	996	10%	9,601
UNITED CLINICAL LABORATORY LLC	2	8,223	1,360	14%	9,585
MEDICAL CENTER OF TRINITY CLINICAL LABORATORY	1	8,645	915	10%	9,561
MEASE COUNTRYSIDE LAB	6	8,611	873	9%	9,490
WEST FLORIDA HOSPITAL LAB		7,691	1,785	19%	9,476
AVECINA	17	8,820	607	6%	9,444
INDIAN RIVER PATHOLOGY LLC		8,641	716	8%	9,357
REGIONAL MEDICAL CENTER BAYONET POINT	2	8,721	629	7%	9,352
THE VILLAGES REGIONAL HOSPITAL		8,517	714	8%	9,231
CORAL GABLES HOSPITAL CLINICAL LABORATORY		7,692	1,445	16%	9,137
HALIFAX MEDICAL CENTER LAB	34	7,803	1,265	14%	9,102
WEST BOCA MEDICAL CENTER LAB		8,344	684	8%	9,028
CAPITAL REGIONAL MEDICAL CTR		7,323	1,628	18%	8,951
MANATEE MEMORIAL HOSPITAL		8,224	703	8%	8,927
AVENTURA HOSPITAL LAB		7,219	1,635	18%	8,854
BOSTON HEART DIAGNOSTICS CORP		7,683	1,162	13%	8,845
BLAKE MEDICAL CENTER		7,662	1,077	12%	8,739
IMPACT HEALTH BIOMETRIC TESTING INC	24	8,092	594	7%	8,710
LEE HEALTH - HEALTH PARK MEDICAL CENTER		7,235	1,420	16%	8,655
LAKE CITY HM		8,074	556	6%	8,630
PALM BEACH GARDENS MEDICAL CTR LAB		7,852	754	9%	8,606
FLORIDA HOSPITAL HEARTLAND MED CTR CLINICAL LAB	33	7,528	1,044	12%	8,605
ADVENT HEALTH - WESLEY CHAPEL	14	7,704	706	8%	8,424
AVECINA MEDICAL OAKLEAF	3	6,977	1,330	16%	8,310
NONA SCIENTIFIC	5	6,404	1,839	22%	8,248
AHALABS		7,875	227	3%	8,102
GENESIS MEDICAL LABORATORY	100	6,953	1,041	13%	8,094
DOCTORS HOSPITAL	4	6,773	1,264	16%	8,041
GENOVA DIAGNOSTICS LABORATORY	30	7,403	560	7%	7,993
FLORIDA LABORATORY ANALYSIS		7,049	820	10%	7,869
AVECINA MEDICAL	4	6,108	1,717	22%	7,829
PATHNOSTICS	20	6,031	1,754	22%	7,805
LAKE CITY MEDICAL CENTER		6,256	1,504	19%	7,760
P4 CLINICAL, LLC	83	6,953	595	8%	7,631
INFORM DIAGNOSTICS, INC		7,198	395	5%	7,593
NCH NORTH NAPLES HOSPITAL LAB	15	6,733	828	11%	7,576
NIGHT LITE PEDIATRICS	4	5,768	1,748	23%	7,520
FLORIDA HOSPITAL FLAGLER	29	6,915	492	7%	7,436
PLANTATION GENERAL HOSPITAL		6,282	1,152	15%	7,434
FLORIDA MEDICAL CENTER - A CAMPUS OF NORTH SHORE	2	6,537	876	12%	7,415
NEMOURS CHILDRENS HOSPITAL	1	6,997	283	4%	7,281
CORAL SPRINGS MED CTR		6,597	668	9%	7,265
NORTHSIDE HOSPITAL AND HEART INSTITUTE		6,539	682	9%	7,221

COVID-19: testing by laboratory

Data through Dec 23, 2020 verified as of Dec 24, 2020 at 09:25 AM

Data in this report are provisional and subject to change.

The numbers in the table below represent the number of Florida and non-Florida residents for whom test results were received by the Department of Health. A person can be tested by more than one laboratory and can have both positive and negative results. **Therefore, the sum of the numbers in each column will be larger than the total number of people tested.**

Reporting lab	Inconclusive	Negative	Positive	Percent positive	Total
NIGHT LITE PEDIATRIC CENTER LLC		6,578	592	8%	7,170
BAPTIST HEALTH SOUTH FLORIDA - WEST KENDALL URGENT CARE		6,062	1,070	15%	7,132
FLORIDA HOSPITAL DELAND	10	6,123	871	12%	7,004
NORTH SHORE MEDICAL CENTER		5,831	1,161	17%	6,992
CENTRAL FLORIDA REGIONAL HOSPITAL		6,262	624	9%	6,886
BROWARD HEALTH NORTH CLINICAL LABORATORY		6,076	751	11%	6,827
FLORIDA HOSPITAL ZEPHYRHILLS	10	6,209	595	9%	6,814
ADVENTHEALTH CENTRA CARE LAKE BUENA VISTA		6,424	385	6%	6,809
ALL CHILDREN'S HOSPITAL		6,390	399	6%	6,789
LUMINUS DIAGNOSTICS		6,191	534	8%	6,725
KD MEDICAL CHOICE LLC	1	6,039	650	10%	6,690
THE HEALTHCARE DISTRICT OF PALM BEACH COUNTY	18	5,930	663	10%	6,611
FLORIDA HOSPITAL OF CARROLLWOOD	22	5,722	776	12%	6,520
OCALA REGIONAL MEDICAL CENTER		5,712	720	11%	6,432
VISTA CLINICAL	8	3,749	2,673	42%	6,430
WEST PALM HOSPITAL LAB		5,880	500	8%	6,380
CLEVELAND CLINIC MARTIN SOUTH HOSPITAL	1	5,801	553	9%	6,355
MEMORIAL HOSPITAL WEST LABORATORY SERVICES	14	5,725	590	9%	6,329
LEON MEDICAL CENTERS LLC		4,939	1,373	22%	6,312
MEDFAST URGENT CARE CENTERS, LLC	4	5,525	751	12%	6,280
LEE HEALTH - GULF COAST MEDICAL CENTER	2	5,101	1,151	18%	6,254
MEDEXPRESS URGENT CARE	2	4,211	2,019	32%	6,232
MINUTECLINIC LLC		5,410	785	13%	6,195
AMERICAN FAMILY CARE		3,568	2,609	42%	6,177
BAPTIST HEALTH - BEACHES		5,709	434	7%	6,143
CARDIOPATH	1	5,414	527	9%	5,942
FULGENT DIAGNOSTICS	98	5,480	340	6%	5,918
SOUTH BAY HOSPITAL CLINICAL LAB		5,328	504	9%	5,832
VIKOR SCIENTIFIC	6	4,706	1,044	18%	5,756
LABSTAT LLC	2	5,411	308	5%	5,721
MORTON PLANT-MEASE	2	5,279	435	8%	5,716
ANNE BATES LEACH EYE HOSPITAL/ ABLEH MICROBIOLOGY LABORATORY		5,539	82	1%	5,621
MEMORIAL HOSPITAL MICRO		5,230	381	7%	5,611
BAPTIST HEALTH SOUTH FLORIDA - COUNTRY WALK URGENT CARE		4,751	856	15%	5,607
MEDARBOR DIAGNOSTICS	1	4,625	966	17%	5,592
POINCIANA MEDICAL CENTER		4,377	1,188	21%	5,565
LAKEWOOD RANCH MEDICAL CENTER		5,101	406	7%	5,507
WEST MARION COMMUNITY HOSPITAL LAB		4,727	733	13%	5,460
ARCPPOINT LABS OF FORT MYERS	4	4,767	689	13%	5,460
FLORIDA HOSPITAL FISH MEMORIAL	19	4,686	656	12%	5,361
ST JOSEPHS NORTH HOSPITAL LAB	4	4,647	621	12%	5,272
MARTIN HOSPITAL SOUTH LAB		4,966	281	5%	5,247
EXPRESS GENE MOLECULAR DIAGNOSTICS LABORATORY		4,143	1,042	20%	5,185
CLEVELAND CLINIC MARTIN NORTH HOSPITAL		4,686	491	9%	5,177
AVERO DIAGNOSTICS - IRVING	5	4,753	344	7%	5,102
ST LUCIE MEDICAL CENTER		4,139	924	18%	5,063

COVID-19: testing by laboratory

Data through Dec 23, 2020 verified as of Dec 24, 2020 at 09:25 AM

Data in this report are provisional and subject to change.

The numbers in the table below represent the number of Florida and non-Florida residents for whom test results were received by the Department of Health. A person can be tested by more than one laboratory and can have both positive and negative results. **Therefore, the sum of the numbers in each column will be larger than the total number of people tested.**

Reporting lab	Inconclusive	Negative	Positive	Percent positive	Total
UNKNOWN	3	2,850	2,165	43%	5,018
BAPTIST HEALTH SOUTH FLORIDA - MIAMI LAKES URGENT CARE		4,003	996	20%	4,999
IMPERIAL POINT MEDICAL CENTER		4,572	386	8%	4,958
SUNRISE MEDICAL LABORATORIES	2	4,619	311	6%	4,932
BAPTIST HEALTH - NASSAU		4,628	218	4%	4,846
OVIEDO MEDICAL CENTER		4,288	483	10%	4,771
TROPICANA FIELD - LOT 2□	17	4,297	410	9%	4,724
HIALEAH HOSPITAL	4	3,727	969	21%	4,700
CernerELR_Advent		4,139	444	10%	4,583
FORT WALTON BEACH MEDICAL CENTER		3,882	609	14%	4,491
SOUTH FLORIDA BAPTIST HOSPITAL MICRO	2	3,800	619	14%	4,421
SANTA ROSA MEDICAL CENTER		3,678	721	16%	4,399
H LEE MOFFITT CANCER CENTER LABORATORY		4,295	93	2%	4,388
MOFFITT CANCER CENTER	6	4,292	89	2%	4,387
BAPTIST HEALTH SOUTH FLORIDA - DORAL URGENT CARE		3,570	813	19%	4,383
BAYCARE COMMUNITY HEALTH		4,285	90	2%	4,375
BAPTIST HEALTH SOUTH FLORIDA - WESTCHESTER URGENT CARE		3,623	740	17%	4,363
ST PETERSBURG GENERAL HOSPITAL		3,648	678	16%	4,326
ISPM LABS, LLC DBA CAPSTONE DIAGNOSTICS, LLC		4,159	126	3%	4,285
SYNERGY LABORATORIES	7	3,840	419	10%	4,266
FLORIDA HOSPITAL NORTH PINELLAS	11	3,915	310	7%	4,236
HEALTHQUEST ESOTERICS		3,063	1,129	27%	4,192
BAYFRONT HEALTH - VENICE REGIONAL MEDICAL	1	3,862	315	8%	4,178
BAPTIST HEALTH SOUTH FLORIDA - PEMBROKE PINES URGENT CARE		3,529	594	14%	4,123
FLORIDA HOSPITAL OCALA		3,749	354	9%	4,103
HOLIDAY CVS LLC		3,824	184	5%	4,008
EGLIN AIR FORCE BASE	10	2,941	1,051	26%	4,002
BAPTIST HEALTH SOUTH FLORIDA - CORAL SPRINGS URGENT CARE		3,480	493	12%	3,973
NIGHT LITE PEDIATRICS URGENT CARE	1	3,408	555	14%	3,964
CARDIOTROPIC LABS	83	3,141	724	18%	3,948
PHYSICIANS REGIONAL MEDICAL CENTER - PINE RIDGE RD	1	3,262	684	17%	3,947
SOLARIS DIAGNOSTICS	4	3,492	402	10%	3,898
UNIVERSITY HOSPITAL AND MEDICAL CENTER		2,976	871	23%	3,847
PUTNAM COMMUNITY MEDICAL CENTER		3,314	437	12%	3,751
ADVENTHEALTH CENTRA CARE DR PHILLIPS		3,528	196	5%	3,724
ADVENTHEALTH CENTRA CARE WINTER GARDEN	1	3,457	255	7%	3,713
BAYFRONT HEALTH - PORT CHARLOTTE		3,391	309	8%	3,700
PRECISION HEALTH RESOURCES LLC		3,458	230	6%	3,688
BAPTIST HEALTH - NORTH		2,857	770	21%	3,627
QDX PATHOLOGY SERVICES	1	3,317	294	8%	3,612
CLARITY LAB SOLUTIONS LLC		3,608	4	0%	3,612
SYNERGY DIAGNOSTIC LABORATORY	84	3,174	351	10%	3,609
MEASE DUNEDIN HOSPITAL	4	3,249	288	8%	3,541
ADVENTHEALTH CENTRA CARE WINTER PARK		3,352	172	5%	3,524
GENE BY GENE, GENOMICS RESEARCH CENTER LAB	38	3,372	105	3%	3,515
ANGEL KIDS PEDIATRICS		3,314	155	4%	3,469

COVID-19: testing by laboratory

Data through Dec 23, 2020 verified as of Dec 24, 2020 at 09:25 AM

Data in this report are provisional and subject to change.

The numbers in the table below represent the number of Florida and non-Florida residents for whom test results were received by the Department of Health. A person can be tested by more than one laboratory and can have both positive and negative results. **Therefore, the sum of the numbers in each column will be larger than the total number of people tested.**

Reporting lab	Inconclusive	Negative	Positive	Percent positive	Total
PALMS OF PASADENA HOSPITAL		3,074	348	10%	3,422
ADVENTHEALTH CENTRA CARE UNIVERSITY		3,225	184	5%	3,409
ADVENTHEALTH CENTRA CARE ST CLOUD		3,100	308	9%	3,408
WESTCHESTER HOSPITAL	23	2,789	593	17%	3,405
ADVENTHEALTH CENTRA CARE HUNTERS CREEK		3,046	327	10%	3,373
DOCTORS HOSPITAL OF SARASOTA CLINICAL LABORATORY		2,969	377	11%	3,346
MEDEXPRESS URGENT CARE OF BOYNTON BEACH LLC		3,249	97	3%	3,346
ACUTIS DIAGNOSTICS	15	2,804	491	15%	3,310
RAULERSON HOSPITAL		2,795	512	15%	3,307
MIDWAY SPECIALTY CARE CENTER DIAGNOSTICS	37	3,027	217	7%	3,281
MEDICAL DNA LABS LLC	2	3,040	222	7%	3,264
NORTHWEST FLORIDA COMMUNITY HOSPITAL	22	2,272	954	29%	3,248
BAPTIST HEALTH SOUTH FLORIDA - CORAL GABLES (UNIVERSITY) URGENT CARE		2,818	378	12%	3,196
CLINICAL REFERENCE LABORATORY	2	3,013	107	3%	3,122
MEDEXPRESS URGENT CARE HUDSON		2,803	318	10%	3,121
MEMORIAL HOSPITAL- MIRAMAR	12	2,868	231	7%	3,111
DOCTORS URGENT CARE LLC	1	2,525	550	18%	3,076
ADVENTHEALTH CENTRA CARE LEE ROAD		2,882	188	6%	3,070
SUNCOAST PATHOLOGY ASSOCIATES		2,820	227	7%	3,047
ADVENTHEALTH CENTRA CARE CLERMONT		2,836	211	7%	3,047
THE CENTER FOR URGENT CARE	3	2,480	535	18%	3,018
TWIN CITIES HOSPITAL	1	2,664	338	11%	3,003
BAPTIST HEALTH SOUTH FLORIDA - TAMiami TRAIL URGENT CARE		2,419	580	19%	2,999
BETHESDA HOSPITAL WEST		2,723	258	9%	2,981
ADVENTHEALTH CENTRA CARE KISSIMMEE		2,782	180	6%	2,962
BAPTIST HEALTH SOUTH FLORIDA - PINECREST URGENT CARE		2,579	370	13%	2,949
NATIONWIDE LABORATORY SERVICES INC	129	2,436	360	12%	2,925
ADVENTHEALTH CENTRA CARE WATERFORD LAKES		2,657	253	9%	2,910
MEDEXPRESS URGENT CARE - ESTERO		2,688	210	7%	2,898
ADVENTHEALTH CENTRA CARE SANFORD		2,694	199	7%	2,893
BAPTIST HEALTH SOUTH FLORIDA - CORAL GABLES URGENT CARE		2,452	439	15%	2,891
STONE CLINICAL LABORATORIES		2,789	96	3%	2,885
ADVENTHEALTH CENTRA CARE LAKE MARY		2,705	166	6%	2,871
SARKIS CLINICAL TRIALS		2,532	324	11%	2,856
ADVENTHEALTH CENTRA CARE APOPKA		2,591	259	9%	2,850
ADVENTIST HEALTH SYSTEMS, SUNBELT INC		2,630	177	6%	2,807
WALGREENS ORLANDO	3	2,472	324	12%	2,799
URGENT CARE CURE	2	2,415	353	13%	2,770
BAYFRONT HEALTH - SEVEN RIVERS		2,544	213	8%	2,757
BAPTIST HEALTH SOUTH FLORIDA - PALMETTO BAY URGENT CARE		2,336	417	15%	2,753
WALGREEN CO	2	2,434	315	11%	2,751
MINUTECLINIC LLC #3703		2,372	377	14%	2,749
VETERANS AFFAIRS MEDICAL CENTER - ORLANDO		1,342	1,405	51%	2,747
BAPTIST HEALTH SOUTH FLORIDA - WESTON URGENT CARE		2,444	275	10%	2,719
MEDCOMP SCIENCES LLC	29	1,319	1,367	50%	2,715
BAPTIST HEALTH SOUTH FLORIDA - DAVIE URGENT CARE		2,303	412	15%	2,715

COVID-19: testing by laboratory

Data through Dec 23, 2020 verified as of Dec 24, 2020 at 09:25 AM

Data in this report are provisional and subject to change.

The numbers in the table below represent the number of Florida and non-Florida residents for whom test results were received by the Department of Health. A person can be tested by more than one laboratory and can have both positive and negative results. **Therefore, the sum of the numbers in each column will be larger than the total number of people tested.**

Reporting lab	Inconclusive	Negative	Positive	Percent positive	Total
MINUTECLINIC		2,367	304	11%	2,671
CENTRA CARE - WATERFORD LAKES		2,097	573	21%	2,670
BAPTIST HEALTH SOUTH FLORIDA - KENDALE LAKES URGENT CARE		2,135	527	20%	2,662
ADVENTHEALTH CENTRA CARE MOUNT DORA		2,445	210	8%	2,655
COMMUNITY HEALTH CENTERS OF PINELLAS INC		2,252	385	15%	2,637
BAYFRONT HEALTH - BROOKSVILLE		2,305	323	12%	2,628
ASCENSION SACRED HEART - EMERALD COAST		2,218	406	15%	2,624
ATLANTIS URGENT CARE	1	1,596	1,024	39%	2,621
AHCC WESLEY CHAPEL		2,435	183	7%	2,618
ADVENTHEALTH CENTRA CARE LAKE LAND	1	2,393	203	8%	2,597
EMPIRE CITY LABORATORIES INC	20	2,216	333	13%	2,569
ADVENT HEALTH - OCALA		2,124	413	16%	2,537
PEDIATRIC HEALTH CARE ALLIANCE PA		2,337	198	8%	2,535
CITRUS MEMORIAL HOSPITAL LABORATORY		2,209	315	12%	2,524
PRECISION HEALTH SOLUTIONS		2,450	67	3%	2,517
LAKE SIDE MEDICAL CENTER		2,002	504	20%	2,506
ADVENTHEALTH CENTRA CARE ALTAMONTE		2,330	153	6%	2,483
TRINITY SPRINGS		2,245	231	9%	2,476
BARTOW REGIONAL MEDICAL CENTER	1	2,145	320	13%	2,466
MEDEXPRESS URGENT CARE - WEST TAMPA		2,334	131	5%	2,465
SELECT LABORATORIES - MARION COUNTY, FL LLC	3	2,290	170	7%	2,463
ENGLEWOOD COMMUNITY HOSPITAL		2,249	208	8%	2,457
MEMORIAL HOSPITAL PEMBROKE	3	2,122	282	12%	2,407
AMELIA URGENT CARE		1,468	932	39%	2,400
MEDEXPRESS URGENT CARE - ROYAL PALM BEACH		2,287	111	5%	2,398
COASTAL MED URGENT CARE		1,273	1,115	47%	2,388
ADVENTHEALTH CENTRA CARE OVIEDO		2,153	230	10%	2,383
HEALTH FIRST ADVENTHEALTH CENTRA CARE GATEWAY		2,204	138	6%	2,342
MEDEXPRESS URGENT CARE - GOLDEN GATE		2,184	140	6%	2,324
MEDEXPRESS URGENT CARE PALM BEACH GARDENS		2,231	83	4%	2,314
ADVENTHEALTH CENTRA CARE SAND LAKE		2,203	111	5%	2,314
ADVENT HEALTH - HEART OF FLORIDA ER	1	2,083	229	10%	2,313
LEE HEALTH - COCONUT POINT CLINICAL LAB	2	1,872	433	19%	2,307
HOLIDAY CVS LLC DBA CVS PHARMACY #5154		2,241	49	2%	2,290
DESOTO MEMORIAL HOSPITAL	3	1,896	384	17%	2,283
BMCT Molecular Diagnostics Subsection		1,890	392	17%	2,282
ADVENTHEALTH CENTRA CARE PORT ORANGE		2,151	111	5%	2,262
COMMUNITY HEALTH NORTHWEST FLORIDA	4	1,725	531	23%	2,260
ADVENTHEALTH CENTRA CARE LONGWOOD		2,129	122	5%	2,251
ADVENTHEALTH CENTRA CARE AZALEA PARK		2,051	199	9%	2,250
SPORTS DRUG TESTING LABORATORY	38	2,143	62	3%	2,243
HIGHLANDS REGIONAL MEDICAL CENTER		1,786	454	20%	2,240
BAPTIST HEALTH URGENT CARE AT SAWGRASS		1,918	318	14%	2,236
BAPTIST HEALTH SOUTH FLORIDA - BRICKELL URGENT CARE		1,856	373	17%	2,229
TALLAHASSEE PRIMARY CARE ASSOCIATES		2,019	207	9%	2,226
PRIMEHEALTH URGENT CARE	1	1,863	360	16%	2,224

COVID-19: testing by laboratory

Data through Dec 23, 2020 verified as of Dec 24, 2020 at 09:25 AM

Data in this report are provisional and subject to change.

The numbers in the table below represent the number of Florida and non-Florida residents for whom test results were received by the Department of Health. A person can be tested by more than one laboratory and can have both positive and negative results. **Therefore, the sum of the numbers in each column will be larger than the total number of people tested.**

Reporting lab	Inconclusive	Negative	Positive	Percent positive	Total
US BIOTEK LABORATORIES	5	1,933	258	12%	2,196
CENTRA CARE SAINT CLOUD	1	1,885	303	14%	2,189
HEALTH FIRST ADVENTHEALTH CENTRA CARE TITUSVILLE		1,982	130	6%	2,112
LOWER KEYS MEDICAL CENTER		1,866	229	11%	2,095
ADVENTHEALTH CENTRA CARE ORANGE LAKE		1,945	146	7%	2,091
MEDEXPRESS URGENT CARE - LAKELAND		1,926	123	6%	2,049
BAYFRONT HEALTH - PUNTA GORDA		1,931	114	6%	2,045
MICROGEN DX		1,567	471	23%	2,038
PHYSICIANS REGIONAL MEDICAL CENTER - COLLIER BLVD	1	1,521	504	25%	2,026
MARINERS HOSPITAL		1,824	173	9%	1,997
CLARITY LAB SOLUTIONS		1,734	263	13%	1,997
PARAMOUNT URGENT CARE		1,026	968	49%	1,994
DOCTORS URGENT CARE OF LUTZ LLC	1	1,587	383	19%	1,971
ADVENTHEALTH CENTRA CARE LEESBURG		1,819	145	7%	1,964
DOC SMILEY'S URGENT CARE		1,705	247	13%	1,952
PHYSICIANS STAT LAB	1	936	1,015	52%	1,952
BAPTIST HEALTHCARE - GULF BREEZE HOSPITAL	3	1,656	279	14%	1,938
BAYFRONT HEALTH - SPRING HILL		1,779	156	8%	1,935
PALMS MEDICAL GROUP	5	1,430	498	26%	1,933
EMERALD COAST URGENT CARE		1,460	438	23%	1,898
ADVENTHEALTH CENTRA CARE SOUTH ORANGE		1,761	134	7%	1,895
BAPTIST HEALTH EMERGENCY CENTER COUNTRY WALK	1	1,577	299	16%	1,877
BAPTIST HEALTH - CLAY		1,616	259	14%	1,875
INDIAN RIVER MEDICAL CENTER		1,665	196	11%	1,861
ADVENTHEALTH PROMPT CARE	1	1,303	548	30%	1,852
BAPTIST HEALTH - OAKLEAF		1,531	305	17%	1,836
SCION LAB SERVICES LLC	18	1,683	124	7%	1,825
ADVENT HEALTH - NEW SMYRNA		1,421	402	22%	1,823
DOCTORS TEST CENTERS		1,593	228	13%	1,821
NXGEN MDX LLC	3	1,659	148	8%	1,810
LABORATORY OF FLORIDA LLC	40	1,641	112	6%	1,793
ADVENTHEALTH CENTRA CARE COLONIAL TOWN		1,677	108	6%	1,785
MEDEXPRESS URGENT CARE CAPE CORAL		1,547	234	13%	1,781
PROHEALTH		707	1,070	60%	1,777
BAYA PHARMACY & URGENT CARE		1,221	518	30%	1,739
BAPTIST HEALTH SOUTH FLORIDA - MIAMI BEACH URGENT CARE		1,477	235	14%	1,712
MEDEXPRESS URGENT CARE - DELAND		1,595	111	7%	1,706
HEALTH FIRST ADVENTHEALTH CENTRA CARE COCOA		1,610	95	6%	1,705
ESCAMBIA COMMUNITY CLINICS INC	4	1,272	413	24%	1,689
NCF DIAGNOSTICS & DNA TECHNOLOGIES LAB	46	1,418	207	12%	1,671
FLORIDA FAMILY LABORATORY, INC DBA	3	1,539	117	7%	1,659
GENUS3		1,581	64	4%	1,645
HealthSentry_UHS	1	1,530	104	6%	1,635
FLOWERS HOSPITAL		1,472	143	9%	1,615
EMERALD COAST URGENT CARE, LLC	1	1,233	377	23%	1,611
ASSOCIATED PATHOLOGISTS, LLC	3	1,346	262	16%	1,611

COVID-19: testing by laboratory

Data through Dec 23, 2020 verified as of Dec 24, 2020 at 09:25 AM

Data in this report are provisional and subject to change.

The numbers in the table below represent the number of Florida and non-Florida residents for whom test results were received by the Department of Health. A person can be tested by more than one laboratory and can have both positive and negative results. **Therefore, the sum of the numbers in each column will be larger than the total number of people tested.**

Reporting lab	Inconclusive	Negative	Positive	Percent positive	Total
JW PLASTIC SURGERY		1,368	237	15%	1,605
MINUTECLINIC LLC # 0709		1,387	214	13%	1,601
EMERALD COAST URGENT CARE LLC		1,233	346	22%	1,579
TAMPA COMMUNITY HOSPITAL		1,327	249	16%	1,576
MEDEXPRESS URGENT CARE LEHIGH ACRES		1,423	146	9%	1,569
OPTEO LABORATORY		1,518	33	2%	1,551
MEDEXPRESS PORT CHARLOTTE		1,434	99	6%	1,533
ADVENTIST HEALTH SYSTEMS SUNBELT IN DBA		1,457	76	5%	1,533
MEDEXPRESS FORT MYERS		1,338	177	12%	1,515
HEALTH FIRST ADVENTHEALTH CENTRA CARE MALABAR		1,374	98	7%	1,472
SPARROW HEALTHCARE	2	1,238	209	14%	1,449
ADVENTHEALTH CENTRA CARE KIDS LAKE MARY		1,385	62	4%	1,447
VENTURE MEDICAL OF FLORIDA LLC		1,296	122	9%	1,418
ADVENT HEALTH CENTRA CARE -WINTER PARK KIDS URGENT CARE		1,307	110	8%	1,417
PATIENTS CHOICE LABORATORIES		828	581	41%	1,409
MEDFAST URGENT CARE CENTERS LLC		102	1,307	93%	1,409
MELBOURNE MEDICAL LABORATORY	2	1,231	176	12%	1,409
UHEALTH DEERFIELD BEACH/UMSYLVESTER DEERFIELD BEACH LABORATORY	3	1,340	53	4%	1,396
PREMIER URGENT CARE OF BREVARD LLC		1,175	199	14%	1,374
MINUTECLINIC LLC #3631		1,171	201	15%	1,372
ADVANCE MEDICAL OF NAPLES		309	1,063	77%	1,372
JACKSON HOSPITAL CLINICAL LABORATORY		1,175	185	14%	1,360
ASCENSION ST VINCENT'S - SOUTHSIDE		1,309	49	4%	1,358
MINUTECLINIC LLC 5852		1,157	197	15%	1,354
MEDEXPRESS URGENT CARE - VERO BEACH		1,181	154	12%	1,335
NORTH SHORE LONG ISLAND JEWISH HEALTH		1,280	52	4%	1,332
MARTIN HEALTH SYSTEM - ST LUCIE WEST		1,191	119	9%	1,310
LABTECH DIAGNOSTIC		1,064	242	19%	1,306
FLORIDA MEDICAL CLINIC	2	728	556	43%	1,286
DYNIX DIAGNOSTIX		1,074	193	15%	1,267
ARCPPOINT LABS		739	514	41%	1,253
BARDMOOR LABORATORY	5	1,085	161	13%	1,251
ASSURANCE SCIENTIFIC LABORATORIES	1	997	247	20%	1,245
NCH NORTHEAST	6	942	295	24%	1,243
PARAMOUNT URGENT CARE - WINDERMERE		852	390	31%	1,242
IGENOMIX USA LLC	37	1,075	107	9%	1,219
CLINICORE		1,124	91	7%	1,215
MEDEXPRESS URGENT CARE - CLEWISTON		1,047	158	13%	1,205
PARAMOUNT URGENT CARE - ORLANDO		841	354	30%	1,195
ACCESS MEDICAL LABS		746	448	38%	1,194
SHELL POINT NURSING PAVILION	1	1,149	35	3%	1,185
DONALD W ROBERTSON DO PA		903	279	24%	1,182
CAREFAST+		835	343	29%	1,178
MC DIAGNOSTIC OF CONNECTICUT, PC #2220		1,013	163	14%	1,176
BIOCERNA MAIN LAB	1	1,067	107	9%	1,175
MEDEXPRESS URGENT CARE CORAL SPRINGS		1,083	89	8%	1,172

COVID-19: testing by laboratory

Data through Dec 23, 2020 verified as of Dec 24, 2020 at 09:25 AM

Data in this report are provisional and subject to change.

The numbers in the table below represent the number of Florida and non-Florida residents for whom test results were received by the Department of Health. A person can be tested by more than one laboratory and can have both positive and negative results. **Therefore, the sum of the numbers in each column will be larger than the total number of people tested.**

Reporting lab	Inconclusive	Negative	Positive	Percent positive	Total
GESSLER CLINIC		699	470	40%	1,169
UNIVERSITY OF ALABAMA AT BIRMINGHAM		1,139	26	2%	1,165
EMERGENCY PHYSICIANS MEDICAL CENTER		251	911	78%	1,162
PARAMOUNT URGENT CARE - OVIEDO		735	411	36%	1,146
MEDONE PLLC		892	231	21%	1,123
CAPSTONE HEALTHCARE		782	327	29%	1,109
ADVENTHEALTH CENTRA CARE		999	94	9%	1,093
NYU HOSPITALS CENTER CLINICAL LABORATORIES		1,057	34	3%	1,091
CARENOW URGENT CARE		724	362	33%	1,086
TEMPUS CLINICAL LABORATORY	9	951	119	11%	1,079
BAPTIST HEALTH SOUTH FLORIDA - COUNTRY WALK URGENT CARE EXPRESS		938	139	13%	1,077
PATIENTS FIRST - THOMASVILLE ROAD		943	129	12%	1,072
VAVA PARTNERS LLC		436	628	59%	1,064
RAINBOW RIVER MEDICAL LABORATORY		977	82	8%	1,059
ADVENT HEALTH - DADE CITY		950	104	10%	1,054
MINUTECLINIC LLC #4415		863	187	18%	1,050
AMELIA EXPRESS CARE		642	378	37%	1,020
FLORIDA COMMUNITY HEALTH CENTER		850	166	16%	1,016
LAB24 INC	3	348	665	65%	1,016
BAY MEDICAL CENTER SACRED HEART HEALTH SYSTEM		752	262	26%	1,014
EPN URGENT CARE NAPLES	2	746	260	26%	1,008
TOM LEE COMMUNITY HEALTH CENTER		680	322	32%	1,002
PARRISH MEDICAL CENTER		885	110	11%	995
PHYSICIANS PRIMARY CARE	2	854	134	14%	990
COASTAL LABORATORIES		779	201	21%	980
BAPTIST HEALTH SOUTH FLORIDA - KEY BISCANE URGENT CARE EXPRESS		861	117	12%	978
MINUTECLINIC LLC #5249		792	176	18%	968
ADVENTHEALTH CENTRA CARE CONWAY		857	109	11%	966
PHARMCO RX	1	867	95	10%	963
VERITAS GENETICS	30	840	89	9%	959
VERITOR		821	116	12%	937
LEE HEALTH CONVENIENT CARE - PAGE FIELD		786	148	16%	934
VRL EUROFINIS - DALLAS		913	13	1%	926
NORTH FLORIDA PEDIATRICS-TALLAHASSEE		832	64	7%	896
QUICK CARE MED PL	2	756	135	15%	893
ASCENSION SACRED HEART - GULF		709	179	20%	888
MEDEXPRESS URGENT CARE BOCA RATON		818	54	6%	872
MINUTECLINIC LLC #5253		764	107	12%	871
GENESIS LABORATORY MANAGEMENT	6	724	134	16%	864
GENE TOX WORLDWIDE	58	704	94	11%	856
ACCU REFERENCE MEDICAL LAB		480	375	44%	855
MEDEXPRESS URGENT CARE - JAX ATLANTIC BLVD		777	74	9%	851
BAYFRONT HEALTH - CITRUS HILLS		721	125	15%	846
MINUTECLINIC LLC #5854		726	117	14%	843
MINUTECLINIC LLC #3463		720	123	15%	843
STEWART REFERENCE LABORATORY	1	539	300	36%	840

COVID-19: testing by laboratory

Data through Dec 23, 2020 verified as of Dec 24, 2020 at 09:25 AM

Data in this report are provisional and subject to change.

The numbers in the table below represent the number of Florida and non-Florida residents for whom test results were received by the Department of Health. A person can be tested by more than one laboratory and can have both positive and negative results. **Therefore, the sum of the numbers in each column will be larger than the total number of people tested.**

Reporting lab	Inconclusive	Negative	Positive	Percent positive	Total
HOLIDAY CVS LLC DBA CVSPHARMACY #5155		804	26	3%	830
HISTOPATHOLOGY SERVICES, LLC		729	91	11%	820
FLORIDA HOSPITAL ORLANDO		743	74	9%	817
PENSACOLA PEDIATRICS PA	1	707	101	12%	809
ASCENSION ST VINCENT'S - CLAY		775	29	4%	804
LENCO MEDICAL LABORATORY		767	26	3%	793
LAKE WALES MEDICAL CENTER INC		705	86	11%	791
PEDIATRIC HEALTH CARE ALLIANCE - NORTHDAL		734	57	7%	791
NITE LITE PEDIATRICS		228	562	71%	790
PHAROS HEALTH		623	167	21%	790
ELLENTON URGENT CARE		572	212	27%	784
PHYSICIAN ASSOCIATES		708	70	9%	778
ST ANNES NURSING CENTER		754	12	2%	766
SOLARIS HEALTHCARE PALATKA		749	13	2%	762
MACDILL AIR FORCE BASE		709	51	7%	760
PARAMOUNT URGENT CARE VILLAGES		506	251	33%	757
MINUTECLINIC LLC #5190		642	101	14%	743
STAGEZERO LIFE SCIENCES INC	1	687	54	7%	742
AMELIA EXPRESS CARE LLC		654	85	12%	739
MINI ER WATERFORD LAKES, THE		647	89	12%	736
DYNIX DIAGNOSTICS	2	522	211	29%	735
BAPTIST HEALTHCARE - JAY HOSPITAL		575	156	21%	731
PRO CLINIC		610	115	16%	725
NONE		308	411	57%	719
CENTRA CARE		443	273	38%	716
DEPARTMENT OF CLINICAL LABS		704	11	2%	715
UHEALTH CLINIC AT WALGREENS		594	120	17%	714
CAREFAST MURABELLA		501	213	30%	714
DISNEY COVID TEST SITE		703	9	1%	712
WHITE WILSON MEDICAL CENTER		86	623	88%	709
ACCESS POINT HEALTHCARE URGENT & PRIMARY CARE		560	149	21%	709
MINUTECLINIC LLC #7886		638	68	10%	706
ADVENT HEALTH LAB - ORLANDO		429	276	39%	705
CHARLES AIESI CONSULTING INC	1	639	62	9%	702
NAPLES URGENT CARE	1	444	249	36%	694
DOC SMILEYS URGENT CARE LLC		561	127	18%	688
PREMIER MEDICAL LABORATORY SERVICES	1	463	222	32%	686
PRIMARY CARE OF THE TREASURE COAST		611	74	11%	685
EUROFINS NTD, LLC		637	35	5%	672
PRIMEHEALTH URGENT CARE INC		580	92	14%	672
MINI ER ADULT AND PEDIATRIC URGENT CARE		574	98	15%	672
TYNDALL AIR FORCE BASE		529	132	20%	661
VENICE REGIONAL MEDICAL CENTER		573	86	13%	659
WILLOWBROOKE COURT AT EDGEWATER POINTE ESTATES		645	8	1%	653
CENTRA CARE - SOUTH ORANGE		476	175	27%	651
NCH HEALTHCARE SYSTEM MICROBIOLOGY LAB		1	650	100%	651

COVID-19: testing by laboratory

Data through Dec 23, 2020 verified as of Dec 24, 2020 at 09:25 AM

Data in this report are provisional and subject to change.

The numbers in the table below represent the number of Florida and non-Florida residents for whom test results were received by the Department of Health. A person can be tested by more than one laboratory and can have both positive and negative results. **Therefore, the sum of the numbers in each column will be larger than the total number of people tested.**

Reporting lab	Inconclusive	Negative	Positive	Percent positive	Total
COASTAL PEDIATRIC GROUP		575	75	12%	650
ED FRASER MEMORIAL HOSPITAL		505	140	22%	645
MAVERICK LABS		456	186	29%	642
MARION E FETHER MEDICAL CENTER, THE		590	46	7%	636
BROWNWOOD CARE CENTER		552	77	12%	629
THE HEALTH CENTER OF PLANT CITY		616	7	1%	623
MINUTECLINIC LLC #5069		528	82	13%	610
CVS HEALTH		444	165	27%	609
HOLY CROSS HOSPITAL		12	596	98%	608
BAPTIST HEALTH - MD ANDERSON CANCER CENTER		603	4	1%	607
BAPTIST HEALTH EMERGENCY CENTER AT WEST CORAL WAY		462	145	24%	607
PATIENTS FIRST - MAHAN DRIVE		164	435	73%	599
VITAS HEALTHCARE CORPORATION OF FLA		595	3	1%	598
MINUTECLINIC, LLC DBA MINUTECLINIC #4717		584	12	2%	596
ADVENT HEALTH CENTRA CARE - MOUNT DORA		276	316	53%	592
DOCTOR'S MEMORIAL HOSPITAL		464	124	21%	588
FLAGLER HOSPITAL	8	29	543	94%	580
ADVENT HEALTH CENTRA CARE - WATERFORD LAKES		481	94	16%	575
Victoria Nursing and Rehabilitation Center		545	29	5%	574
POINT OF CARE TESTING SITE		550	23	4%	573
DR G'S URGENT CARE		502	69	12%	571
PARAMOUNT URGENT CARE - CLERMONT		426	143	25%	569
Tampa Lakes Health and Rehabilitation Center	2	496	65	12%	563
Community_Health		443	109	20%	552
VITAE DIAGNOSTICS		534	13	2%	547
VETERANS AFFAIRS MEDICAL CENTER - JAMES A HALEY			546	100%	546
LEE COUNTY EMERGENCY MEDICAL SERVICE		480	65	12%	545
SANTA ROSA MEDICAL GROUP		453	88	16%	541
PALACE NURSING HOME & REHAB CENTER		538	3	1%	541
KENDALL HEALTHCARE PROPERTIES DBA	2	523	16	3%	541
TACACHALE CLINICAL LABORATORY		521	18	3%	539
MINUTECLINIC LLC #3705		487	50	9%	537
MANOR PINES CONVALESCENT CENTER LLC	1	521	15	3%	537
MOUNT SINAI LABORATORY		515	20	4%	535
HOLMES REGIONAL MEDICAL CENTER		5	525	99%	530
PALM HARBOR PHARMACY		455	75	14%	530
ECCOLAB GROUP	1	143	385	73%	529
NCF DIAGNOSTICS & DNA TECHNOLOGIES	15	196	318	60%	529
LABORATORY SPECIALISTS OF MICHIGAN		361	166	31%	527
UNIVERSITY OF WEST FLORIDA STUDENT HEALTH SERVICES	1	434	92	17%	527
The Sands at South Beach		523	4	1%	527
PRIMARY CARE SERVICES AT INDIAN RIVER ESTATES		518	7	1%	525
ADDICTION LABS OF AMERICA	2	477	39	8%	518
SOUTHEAST ALABAMA MEDICAL CENT		470	48	9%	518
TENNESSEE DOH - NASHVILLE	2	460	56	11%	518
MEDICAL FP - WHOLE FAMILY HEALTH CENTER		418	100	19%	518

COVID-19: testing by laboratory

Data through Dec 23, 2020 verified as of Dec 24, 2020 at 09:25 AM

Data in this report are provisional and subject to change.

The numbers in the table below represent the number of Florida and non-Florida residents for whom test results were received by the Department of Health. A person can be tested by more than one laboratory and can have both positive and negative results. **Therefore, the sum of the numbers in each column will be larger than the total number of people tested.**

Reporting lab	Inconclusive	Negative	Positive	Percent positive	Total
ST JOHN'S NURSING CENTER		508	8	2%	516
SHORELINE PHYSICIAN GROUP		333	183	35%	516
SEBASTIAN RIVER MEDICAL CENTER	2	400	104	21%	506
COVANCE CLINICAL RESEARCH UNIT INC		497	8	2%	505
OPTUM LABS LLC		409	95	19%	504
MOLECULAR INFECTIOUS DISEASES		492	7	1%	499
TREE HOUSE PEDIATRICS PLLC		451	46	9%	497
JOHN KNOX VILLAGE HEALTH CENTER		489	8	2%	497
GULF COAST VILLAGE		471	25	5%	496
GENEIQ		468	25	5%	493
PARAMOUNT URGENT CARE INC		232	261	53%	493
CLINICAL PATHOLOGY LABS		386	106	22%	492
CREEKSIDE CARE CENTER	1	406	84	17%	491
GULF COAST MOLECULAR LABORATORIES	11	406	72	15%	489
NORTH FLORIDA PEDIATRICS - LAKE CITY		347	140	29%	487
DAVITA LABORATORY		426	55	11%	481
VILLA MARIA NURSING & REHAB CENTER INC	1	469	11	2%	481
VETERANS AFFAIRS MEDICAL CENTER - BAY PINES		16	462	97%	478
LIFE CARE CENTER OF NEW PORT RICHEY		446	28	6%	474
BOND URGENT CARE LLC		354	120	25%	474
MID-FLORIDA PATHOLOGY		377	96	20%	473
GOLDEN GLADES NURSING & REHABILITATION CTR		464	6	1%	470
KEYS AHEC SCHOOL MEDICAL CLINIC	6	406	57	12%	469
TREASURE COAST MEDICAL ASSOCIATES INC		370	98	21%	468
NORTH SHORE LIJ URGENT CARE PC		449	19	4%	468
NORTH OKALOOSA MEDICAL CENTER		257	209	45%	466
PALM GARDEN OF PORT SAINT LUCIE		460	5	1%	465
C.W. BILL YOUNG VA MEDICAL CENTER		17	446	96%	463
MINUTECLINIC LLC # 3579		407	56	12%	463
LIFE CARE CENTER OF ORANGE PARK		453	9	2%	462
MEDRITE MEDICAL CARE, PC	221	216	25	5%	462
JACKSON MEMORIAL LONG TERM CARE CENTER		446	10	2%	456
CLARITY LABS		394	62	14%	456
COASTAL URGENT CARE		374	81	18%	455
MEDICAL VB		343	111	24%	454
INTEGRITY LABORATORIES, LLC	1	356	97	21%	454
ANY LAB TEST NOW	1	311	140	31%	452
WOODLANDS MEDICAL SPECIALISTS		346	101	23%	447
LIFE CARE CENTER OF HILLIARD		438	9	2%	447
MINUTECLINIC LLC #3662		394	53	12%	447
MINUTECLINIC LLC #5214		413	30	7%	443
MINUTECLINIC LLC # 0514		407	34	8%	441
CLEWISTON NURSING AND REHABILITATION CENTER		434	4	1%	438
CONSULATE HEALTH CARE OF NEW PORT RICHEY		430	8	2%	438
NEW YORK HOSPITAL LABORATORIES	1	425	11	3%	437
MEMORIAL PEMBROKE 24/7 CARE CENTER		335	102	23%	437

COVID-19: testing by laboratory

Data through Dec 23, 2020 verified as of Dec 24, 2020 at 09:25 AM

Data in this report are provisional and subject to change.

The numbers in the table below represent the number of Florida and non-Florida residents for whom test results were received by the Department of Health. A person can be tested by more than one laboratory and can have both positive and negative results. **Therefore, the sum of the numbers in each column will be larger than the total number of people tested.**

Reporting lab	Inconclusive	Negative	Positive	Percent positive	Total
ALTRU DIAGNOSTICS INC	2	410	25	6%	437
INTERLACHEN PEDIATRICS		417	19	4%	436
MINUTE CLINIC LLC		382	53	12%	435
Signature HealthCare Center of Waterford		421	12	3%	433
MINUTECLINIC LLC		383	49	11%	432
AVECINA MEDICAL JULINGTON	1	240	189	44%	430
MIAMI JEWISH HEALTH SYSTEMS		416	14	3%	430
CONSULATE HEALTHCARE OF VERO BEACH	12	400	17	4%	429
ST CLOUD REGIONAL MEDICAL CENTER CLINICAL LAB		378	49	11%	427
FLORIDA DEPARTMENT OF HEALTH IN POLK COUNTY	2	338	86	20%	426
HOLMES REG MED CENTER CLINICAL LAB		358	67	16%	425
JACKSON MEMORIAL PERDUE MEDICAL CENTER		412	13	3%	425
SMA SPECIALTY MEDICAL LAB		115	310	73%	425
FISHERMENS HOSPITAL CLINICAL LAB		392	32	8%	424
EDEN SPRINGS NURSING AND REHAB CENTER		362	62	15%	424
RIVER GARDEN HEBREW HOME FOR THE AGED		375	45	11%	420
GARCIA CLINICAL LABORATORY		28	392	93%	420
NORTH FLORIDA PEDIATRICS PA - SUWANNEE		340	80	19%	420
EMERALD SHORES HEALTH AND REHABILITATION		348	71	17%	419
THERADOC		152	264	63%	416
NEW PLANT CITY FAMILY CARE	1	221	193	47%	415
ADVENT HEALTH CENTRA CARE - PORT ORANGE		29	385	93%	414
FLO-MEDILAB SERVICES		186	227	55%	413
ENZO CLINICAL LABS INC	1	399	13	3%	413
FOUNTAIN MANOR HEALTH AND REHAB CENTER	1	398	10	2%	409
LEHIGH REGIONAL MEDICAL CENTER LAB		368	41	10%	409
PALM GARDEN OF VERO BEACH		382	25	6%	407
Good Samaritan Society Kissimmee Village		351	55	14%	406
MINUTECLINIC LLC #7887		364	40	10%	404
Southern Oaks Care Center	1	386	17	4%	404
PATIENTS FIRST LAKE ELLA MEDICAL CENTER		364	36	9%	400
THE PRESERVE		396	4	1%	400
HEALTH CENTER AT BRENTWOOD	1	367	31	8%	399
TIDE LABORATORIES		356	42	11%	398
ADVENT HEALTH CENTRA CARE - WINTER PARK		257	138	35%	395
MINI ER AND URGENT CARE		289	105	27%	394
FORT MYERS INTERNAL MEDICINE, LLC		361	32	8%	393
VETERANS AFFAIRS MEDICAL CENTER		40	353	90%	393
SPECTOR SCIENTIFIC LAB	1	188	202	52%	391
BARBER		13	376	97%	389
THE PALACE AT HOMESTEAD	1	375	12	3%	388
MINUTECLINIC LLC #1055		310	77	20%	387
HILLCREST HEALTH CARE & REHABILITATION CENTER		378	8	2%	386
PROJECT HEALTH, INC SUMTERVILLE	5	331	47	12%	383
MINUTECLINIC LLC #1771		339	43	11%	382
MED FAST URGENT CARE CENTER		130	249	66%	379

COVID-19: testing by laboratory

Data through Dec 23, 2020 verified as of Dec 24, 2020 at 09:25 AM

Data in this report are provisional and subject to change.

The numbers in the table below represent the number of Florida and non-Florida residents for whom test results were received by the Department of Health. A person can be tested by more than one laboratory and can have both positive and negative results. **Therefore, the sum of the numbers in each column will be larger than the total number of people tested.**

Reporting lab	Inconclusive	Negative	Positive	Percent positive	Total
WILLOW BROOKE COURT AT INDIAN RIVER ESTATES		342	34	9%	376
LAUDERDALE NURSING CENTER LLC	1	367	8	2%	376
BAYA PHARMACY WEST		8	368	98%	376
NCH HEALTHCARE BONITA		272	102	27%	374
MANOR AT CARPENTERS		352	21	6%	373
Point of Care Testing	1	105	266	72%	372
MEDONE URGENT CARE CENTER		149	222	60%	371
URGENT CARE BETHESDA	1	318	52	14%	371
NEW YORK PRESBYTERIAN - CUMC CLINICAL		355	15	4%	370
HENDRY REGIONAL MEDICAL CENTER		107	263	71%	370
INTERLACHEN PEDIATRICS PA		351	18	5%	369
MINUTECLINIC, LLC (CLINIC 10699)		319	50	14%	369
MINUTECLINIC LLC # 3686		314	55	15%	369
The Manor at Blue Water Bay		341	27	7%	368
PRIMARY CARE SERVICES AT ST ANDREWS ESTATES		367			367
MOORINGS PARK INSTITUTE, INC, THE		357	10	3%	367
Colonial Lakes Health Care		362	5	1%	367
WEST GABLES HEALTH CARE CENTER		358	8	2%	366
HMA SANTA ROSA MEDICAL CENTER LLC DBA		294	72	20%	366
ADVENT HEALTH - TAMPA		148	218	60%	366
VALENCIA HILLS HEALTH AND REHABILITATION CENTER		356	8	2%	364
Crestview Rehabilitation Center	1	239	123	34%	363
MINUTECLINIC LLC #7173		329	33	9%	362
INTELEX LABS, LLC		352	10	3%	362
MINUTECLINIC LLC #8396		323	39	11%	362
PENSACOLA PEDIATRICS	1	252	108	30%	361
MYTEST DIAGNOSTICS		335	24	7%	359
ETHOS WELLNESS PHARMACY		333	24	7%	357
CLIFFORD CHESTER SIMS STATE VETERANS		351	5	1%	356
ARCPPOINT LABS OF CORAL SPRINGS FL		328	27	8%	355
INFORM DIAGNOSTICS		349	6	2%	355
Plantation Bay Rehabilitation Center		348	6	2%	354
FAIR HAVENS CENTER, OPCO		349	5	1%	354
FLORIDA DEPT OF HEALTH IN BREVARD COUNTY	3	300	51	14%	354
HARTS HARBOR HEALTH CARE CENTER		351	2	1%	353
NAVAL HOSPITAL - JACKSONVILLE		41	311	88%	352
ADVENT HEALTH CENTRA CARE - LAKE MARY	2	99	249	71%	350
BAYSHORE DIAGNOSTICS		309	40	11%	349
SANFORD LABORATORIES		325	23	7%	348
MINUTECLINIC LLC #3635		320	28	8%	348
PALM GARDEN OF OCALA		330	16	5%	346
BALDOMERO LOPEZ STATE VETERANS NURSING HOME	2	343	1	0%	346
Williston Care Center		344	2	1%	346
MINUTECLINIC LLC #1821		316	28	8%	344
KETAMINE HEALTH CENTERS LLC		315	27	8%	342
ST ANDREWS BAY SKILLED NURSING &		336	5	1%	341

COVID-19: testing by laboratory

Data through Dec 23, 2020 verified as of Dec 24, 2020 at 09:25 AM

Data in this report are provisional and subject to change.

The numbers in the table below represent the number of Florida and non-Florida residents for whom test results were received by the Department of Health. A person can be tested by more than one laboratory and can have both positive and negative results. **Therefore, the sum of the numbers in each column will be larger than the total number of people tested.**

Reporting lab	Inconclusive	Negative	Positive	Percent positive	Total
LAKELAND REGIONAL HEALTH - PWC/OB		35	306	90%	341
SELECT REFERENCE LABORATORIES, LLC	1	326	12	4%	339
Santa Rosa Center for Rehabilitation and Healing		303	35	10%	338
NORTHEAST FLORIDA NEUROLOGY CLINICS, INC		294	43	13%	337
VETERANS AFFAIRS MEDICAL CENTER - GAINESVILLE		2	335	99%	337
MY CLINICAL LAB		223	113	34%	336
MINUTECLINIC LLC #3671		299	36	11%	335
NORTH FLORIDA REHABILITATION & SPECIALTY CARE		332	3	1%	335
MEDONE URGENT CARE AT ST. AUGUSTINE		111	224	67%	335
GENESIS DIAGNOSTICS		234	101	30%	335
LIFE CARE CENTER OF PENSACOLA		326	7	2%	333
PARKLANDS FACILITY INC	2	325	4	1%	331
MINUTECLINIC LLC #3291		298	33	10%	331
UR MEDICINE LABS- CENTRAL LABORATORY		319	12	4%	331
BALDWIN PEDIATRICS	1	314	16	5%	331
VRL EUROFINs		320	10	3%	330
FIU-HEALTH AUXILIARY LABORATORY		302	26	8%	328
GROWING TOGETHER PEDIATRICS LLC		303	24	7%	327
HARBOUR HEALTH CENTER		323	4	1%	327
FERNANDINA BEACH REHAB AND NURSING	1	324	1	0%	326
SOLARIS HEALTHCARE CHARLOTTE HARBOR		312	14	4%	326
PALM GARDEN OF JACKSONVILLE	2	310	13	4%	325
SIPARADIGM, DIAGNOSTIC INFORMATICS		273	52	16%	325
INDIAN RIVER CTR, LLC		294	30	9%	324
BROAD INSTITUTE CLINICAL SEQUENCING RESEARCH PLATFORM	1	316	7	2%	324
DOCTORS CENTER,THE		257	66	20%	323
USAFSAM/PHE		173	150	46%	323
BRASHEAR'S VITAL CARE CORP		174	149	46%	323
DOH - INDIAN RIVER		267	52	16%	319
MIDWAY SPECIALTY CARE CENTER	3	202	113	36%	318
FAMILY HEALTH CENTERS OF SWF LABS	2	264	52	16%	318
Stacey Health Care Centers Inc. dba Riverside Care Center		300	18	6%	318
NORTH FLORIDA PEDIATRICS PA		276	42	13%	318
CITY MEDICAL OF NEW JERSEY, PC		287	28	9%	315
NSPIRE HEALTHCARE MIAMI LAKES	3	302	9	3%	314
SIGNATURE HEALTHCARE OF BROOKWOOD GARDENS		313	1	0%	314
TREASURE COAST COMMUNITY HEALTH	3	278	32	10%	313
RUSKIN HEALTH CENTER		203	109	35%	312
CITRUS NURSING CENTER LLC		297	15	5%	312
ABBAY DELRAY		308	3	1%	311
GENESIS MEDICAL LABORATORY MIAMI FL.		83	227	73%	310
PEDIATRIC HEALTHCARE ALLIANCE PA		282	27	9%	309
ADVENT HEALTH CENTRA CARE - LEESBURG		13	296	96%	309
PROHEALTH MEDICAL CLINIC		62	246	80%	308
GOLDEN GATE FAMILY CLINIC		83	224	73%	307
FLORIDA HOSPITAL MEDICAL GROUP		242	64	21%	306

COVID-19: testing by laboratory

Data through Dec 23, 2020 verified as of Dec 24, 2020 at 09:25 AM

Data in this report are provisional and subject to change.

The numbers in the table below represent the number of Florida and non-Florida residents for whom test results were received by the Department of Health. A person can be tested by more than one laboratory and can have both positive and negative results. **Therefore, the sum of the numbers in each column will be larger than the total number of people tested.**

Reporting lab	Inconclusive	Negative	Positive	Percent positive	Total
MEDSCAN LABORATORY INC	1	161	144	47%	306
VILLAGE AT VIENNA SQUARE,THE	6	294	5	2%	305
MEDEXPRESS LUTZ		3	302	99%	305
PALM BAY HOSPITAL CLINICAL LABORATORY		143	162	53%	305
PEDIATRICS OF CENTRAL FLORIDA PA	9	277	19	6%	305
FLORIDA HOSPITAL WAUCHULA		203	101	33%	304
MINUTECLINIC LLC #1067		262	42	14%	304
MINUTECLINIC LLC, #10357		302	1	0%	303
BLOUNTSTOWN REHABILITATION CENTER LLC		212	91	30%	303
PHYSICIANS PRIMARY CARE LAB		260	41	14%	301
MANOR CARE HEALTH SERVICES - FT MYERS		293	8	3%	301
ADVENT HEALTH CENTRA CARE - PALM COAST		41	257	86%	298
MIDWAY SPECIATLY CARE CENTER		179	119	40%	298
CORE DIAGNOSTIC LABORATORIES LLC		220	78	26%	298
ADVENT HEALTH CENTRA CARE - TITUSVILLE		56	241	81%	297
Palmetto Subacute Care Center		290	7	2%	297
ASAP LAB LLC		198	98	33%	296
BUENA VISTA URGENT CARE		264	32	11%	296
MANOR OAKS NURSING & REHAB CENTER	1	293	1	0%	295
CORAL TRACE HEALTH CARE	1	293	1	0%	295
ADVENTHEALTH EXPRESS CARE		152	143	48%	295
CONSULATE HEALTH CARE OF BAYONET POINT	3	287	4	1%	294
FLORIDA GULF COAST UNIVERSITY		145	149	51%	294
BOND AND STEELE CLINIC PA		164	129	44%	293
APP-UNIPATH, LLC	2	280	10	3%	292
NORTHWEST MEDICAL CENTER CLINICAL LABORATORY		175	116	40%	291
MAYFLOWER ASSISTED LIVING		290	1	0%	291
CORAL BAY HEALTHCARE AND REHABILITATION	1	286	3	1%	290
HAINES CITY REHABILITATION AND NURSING CENTER		280	10	3%	290
AUBURN UNIVERSITY MEDICAL CLINIC		227	62	21%	289
ARCPPOINTS LABS		254	34	12%	288
CYPRESS VILLAGE		277	10	3%	287
MINUTECLINIC LLC #476		243	43	15%	286
EAST LAKE PEDIATRICS		234	52	18%	286
LIFE CARE CENTER OF Ocala		277	7	2%	284
SPECIALTY HEALTH AND REHABILITATION CENTER		260	23	8%	283
BOCA BIOLISTICS REFERENCE LABORATORY	2	185	95	34%	282
LIFEBRITE	1	117	164	58%	282
Life Care Center at Wells Crossing		267	15	5%	282
LAKELAND REGIONAL HEALTH SYSTEMS INC		16	266	94%	282
FLAGLER COUNTY HEALTH DEPARTMENT		242	39	14%	281
BAPTIST PRIMARY CARE	2	224	55	20%	281
FAST TRACK URGENT CARE CENTER		2	279	99%	281
CATALYST WALK IN CLINIC		211	69	25%	280
MINUTECLINIC LLC # 3930		249	30	11%	279
PALM GARDEN OF GAINESVILLE	2	275	2	1%	279

COVID-19: testing by laboratory

Data through Dec 23, 2020 verified as of Dec 24, 2020 at 09:25 AM

Data in this report are provisional and subject to change.

The numbers in the table below represent the number of Florida and non-Florida residents for whom test results were received by the Department of Health. A person can be tested by more than one laboratory and can have both positive and negative results. **Therefore, the sum of the numbers in each column will be larger than the total number of people tested.**

Reporting lab	Inconclusive	Negative	Positive	Percent positive	Total
BIOCEPT		263	16	6%	279
RICARDO NAVARRO DO PA		258	20	7%	278
PRUITT HEALTH-SANTA ROSA		275	2	1%	277
MEDFAST URGENT CARE CENTERS		8	268	97%	276
CRUCIAL CARE EMERGENCY MEDICINE DOCTORS		226	48	18%	274
DELTONA HEALTH CARE		252	22	8%	274
PHYSICIANS REGIONAL WALK-IN		184	90	33%	274
WESTCHESTER GARDENS LIMITED PARTNERSHIP		268	5	2%	273
Quest Diag Unspecifd		177	95	35%	272
MAIN STREET MEDICAL CENTER		9	263	97%	272
MINUTECLINIC LLC #3003		226	46	17%	272
ORLANDO HEALTH CENTER FOR REHABILITATION		266	5	2%	271
MINUTECLINIC LLC		246	24	9%	270
PALMS OF SEBRING		254	15	6%	269
FLORIDA HOSPITAL HEARTLAND MED CTR LAKE PLACID		199	70	26%	269
MEDFAST URGENT CARE CENTER		82	187	70%	269
SPRING HILL HEALTH AND REHABILITATION CENTER		255	13	5%	268
MINUTECLINIC LLC #3814		221	46	17%	267
BRIDGEWATER PARK HEALTH AND REHAB		257	9	3%	266
ADVENT HEALTH - CELEBRATION		254	12	5%	266
READY RESPONDERS FLORIDA, PLLC		224	41	15%	265
MINUTECLINIC, LLC #4015		215	49	19%	264
VETERANS AFFAIRS MEDICAL CENTER - LAKE CITY		52	211	80%	263
GOOD SAMARITAN SOCIETY-DAYTONA		259	4	2%	263
AURORA DIAGNOSTICS BERNHARDT LABORATORIES PATHOLOGY SERVICE		190	71	27%	261
CLIFFORD CHESTER SIMS VA NURSING HOME		251	9	3%	260
SPRINGTREE REHAB & HEALTH CARE CENTER		253	7	3%	260
ORCHARD PARK HEALTH & REHABILITATION		259	1	0%	260
AVELLINO LAB USA, INC	1	250	9	3%	260
MINUTECLINIC LLC #7973		227	32	12%	259
CONSULATE HEALTHCARE OF KISSIMMEE		247	12	5%	259
FLORIDA WOMAN CARE LABORATORY LLC		232	26	10%	258
MINUTECLINIC LLC #4458		215	41	16%	256
BENTON PEDIATRICS INC		234	22	9%	256
BAY VILLAGE OF SARASOTA INC		253	2	1%	255
QUALITOX LABORATORIES		105	149	59%	254
ASCEND CLINICAL	2	232	20	8%	254
BIOCERNA LLC	8	188	57	23%	253
MEDICAL CENTER CLINIC-IMMEDIATE CARE	1	208	43	17%	252
NORTH PINELLAS STATMED QUICK QUALITY CLINICS		159	92	37%	251
Timberridge Center for Rehabilitation and Healing		227	23	9%	250
KEY WEST HEALTH AND REHAB	1	245	4	2%	250
XYZ LABORATORY	2	224	23	9%	249
HOMESTEAD MANOR	1	213	35	14%	249
GANDY CROSSING CARE CENTER	1	234	12	5%	247
MARTIN MEMORIAL MEDICAL CENTER LAB		128	118	48%	246

COVID-19: testing by laboratory

Data through Dec 23, 2020 verified as of Dec 24, 2020 at 09:25 AM

Data in this report are provisional and subject to change.

The numbers in the table below represent the number of Florida and non-Florida residents for whom test results were received by the Department of Health. A person can be tested by more than one laboratory and can have both positive and negative results. **Therefore, the sum of the numbers in each column will be larger than the total number of people tested.**

Reporting lab	Inconclusive	Negative	Positive	Percent positive	Total
VILLAGE DOCTORS FAMILY MEDICAL CENTER OF		197	49	20%	246
HENDRY REGIONAL MEDICAL CENTER CLINICAL LABORATORY		165	81	33%	246
SHORE ACRES CARE CENTER		238	8	3%	246
SHELL POINT VILLAGE MEDICAL CENTER		246			246
CAPE CANAVERAL HOSPITAL		106	138	57%	244
ADVENT HEALTH CENTRA CARE - ORMOND BEACH		98	146	60%	244
ST JUDE CHILDREN'S RESEARCH HOSPITAL		231	12	5%	243
CYPRESS COVE CARE CENTER		170	73	30%	243
ROSEWOOD HEALTHCARE & REHABILITATION CENTER		239	4	2%	243
OCEAN VIEW NURSING AND REHAB CENTER		232	10	4%	242
CONSULATE HEALTH CARE OF SAFETY HARBOR		238	3	1%	241
VITAS LUTHERAN TOWERS INPATIENT PROGRAM		236	5	2%	241
GOOD SAMARITAN CARES		236	5	2%	241
AVENTURA REHAB AND NURSING CENTER		238	3	1%	241
MANOR CARE NURSING CENTER OF SARASOTA FL LLC		235	5	2%	240
FAIRWAY OAKS CENTER LLC	5	230	5	2%	240
24 HOUR PEDIATRIC CARE CENTER	1	221	18	8%	240
LabCorp (Non-Interfaced)	1	109	130	54%	240
Marshall Health and Rehabilitation Center		237	2	1%	239
ADVENT HEALTH CENTRA CARE - ALTAMONTE SPRINGS		144	94	39%	238
BUFFALO CROSSING HEALTHCARE & REHABILITATION CTR		232	5	2%	237
DIAMOND RIDGE HEALTH AND REHABILITATION CENTER		222	15	6%	237
SOLARIS HEALTHCARE PARKWAY	1	233	2	1%	236
ADVENT HEALTH CENTRA CARE - UNIVERSITY	1	95	140	59%	236
BROWARD NURSING & REHABILITATION CTR	8	226	2	1%	236
URGENT CARE OF THE PALM BEACHES		2	234	99%	236
MANORCARE HEALTH SERVICES - VENICE		190	45	19%	235
MALABAR/ADVENT CENTRA CARE		47	188	80%	235
ROLLINS COLLEGE WELLNESS CENTER		92	142	61%	234
HOPE HOSPICE AND COMMUNITY SERVICES INC	6	221	6	3%	233
LAKE EUSTIS HEALTH AND REHABILITATION CENTER		232	1	0%	233
MEMPHIS PATHOLOGY LABORATORY	4	212	17	7%	233
CARENOW URGENT CARE - FORT PIERCE		172	61	26%	233
HERON POINTE HEALTH AND REHABILITATION	1	231			232
CLARIDGE HOUSE NURSING CENTER		220	12	5%	232
renaissance health and rehabilitation center		229	2	1%	231
HARDEE MANOR HEALTH CARE CENTER	1	227	2	1%	230
FL HUD DESTIN, LLC D/B/A GRAND BOULEVARD HEALTH		203	27	12%	230
ROSEWOOD HEALTH AND REHABILITATION CENTER		224	5	2%	229
BLUE MED CONSULTANTS		222	7	3%	229
OAK HAMMOCK AT THE UNIVERSITY OF FLORIDA		223	6	3%	229
Vi at Lakeside Village Skilled Nursing		226	2	1%	228
SIGNATURE HEALTHCARE OF NORTH FLORIDA		226	2	1%	228
ADVENT HEALTH CENTRA CARE - COLONIAL TOWN	1	175	51	22%	227
MICHAEL A MIDDLETON MD PA		219	8	4%	227
REGENTS PARK AT AVENTURA		221	6	3%	227

COVID-19: testing by laboratory

Data through Dec 23, 2020 verified as of Dec 24, 2020 at 09:25 AM

Data in this report are provisional and subject to change.

The numbers in the table below represent the number of Florida and non-Florida residents for whom test results were received by the Department of Health. A person can be tested by more than one laboratory and can have both positive and negative results. **Therefore, the sum of the numbers in each column will be larger than the total number of people tested.**

Reporting lab	Inconclusive	Negative	Positive	Percent positive	Total
TAMARAC REHABILITATION & HEALTH CENTER		226			226
MINUTECLINIC LLC #4024		198	28	12%	226
MINUTECLINIC LLC #7225		200	26	12%	226
Bay Breeze Senior Living and Rehabilitation Center		181	45	20%	226
Solaris HealthCare Windermere		220	5	2%	225
KISSIMMEE FACILITY OPERATIONS LLC		218	7	3%	225
ARCHER HEALTH VENTURES, LLC		204	20	9%	224
Ocala Health and Rehabilitation Center		220	4	2%	224
HEATHER HILL HEALTHCARE CENTER		191	33	15%	224
LEHIGH VALLEY GENOMICS			224	100%	224
OSPREY LODGE		212	11	5%	223
ELLENTON PEDIATRICS		206	17	8%	223
MINUTECLINIC LLC #4201		196	27	12%	223
JACKSONVILLE BEACH PEDIATRIC CARE CENTER□		201	22	10%	223
LYNN HAVEN SPORTS COMPLEX-WALKON CLINIC		20	203	91%	223
LITTLE PINE PEDIATRICS		151	72	32%	223
SUWANNEE HEALTH AND REHABILITATION CENTER		218	4	2%	222
CHILDRENS MEDICAL ASSOCIATION		207	15	7%	222
Premier Place at The Glenview		214	7	3%	221
ROSEN MEDICAL CENTER		199	22	10%	221
EAST LAKE PEDIATRICS PA		206	15	7%	221
MANDARIN PEDIATRICS		209	11	5%	220
ADVENTHEALTH MEDICAL GROUP PROMPT CARE		173	47	21%	220
HEALTHY STEPS PEDIATRICS		197	23	10%	220
MINUTECLINIC LLC #3285		191	27	12%	218
Bayside Care Center	1	212	5	2%	218
THE MANOR AT CARPENTERS		185	32	15%	217
ST. CLOUD REGIONAL MEDICAL CENTER		199	17	8%	216
Destin Healthcare and Rehabilitation Center	1	211	4	2%	216
MINUTECLINIC, LLC #3204		189	27	13%	216
LUTHERAN HAVEN		212	3	1%	215
PruittHealth Santa Rosa		195	20	9%	215
LAKE PORT SQUARE		200	15	7%	215
BOCA GRANDE HEALTH CLINIC		205	10	5%	215
PROTEUS MOLECULAR AND CLINICAL LAB	1	144	70	33%	215
VITAS HEALTHCARE CORP OF CENTRAL FL		210	4	2%	214
BUREAU OF CLINICAL LABORATORIES		178	36	17%	214
FLORIDA DEPARTMENT OF HEALTH CLAY COUNTY		131	82	38%	213
TERRACES OF LAKE WORTH CARE CENTER□		213			213
CHIPOLA HEALTH AND REHAB		202	11	5%	213
STARKE FAMILY MEDICAL CENTER		171	41	19%	212
MINUTECLINIC LLC #3257		178	34	16%	212
FLORIDA DEPARTMENT OF HEALTH		187	25	12%	212
Boynton Beach Rehabilitation Center	2	209	1	0%	212
PALM GARDEN OF TAMPA		210	2	1%	212
POCONO MEDICAL CENTER		212			212

COVID-19: testing by laboratory

Data through Dec 23, 2020 verified as of Dec 24, 2020 at 09:25 AM

Data in this report are provisional and subject to change.

The numbers in the table below represent the number of Florida and non-Florida residents for whom test results were received by the Department of Health. A person can be tested by more than one laboratory and can have both positive and negative results. **Therefore, the sum of the numbers in each column will be larger than the total number of people tested.**

Reporting lab	Inconclusive	Negative	Positive	Percent positive	Total
BLOCK, NATION, CHASE, AND SMOLEN FAMILY MEDICINE		157	54	26%	211
SUNRISE DIAGNOSTIC LABORATORY		158	53	25%	211
Sunset Point Center		208	2	1%	210
Consulate Health Care of North Fort Myers		203	7	3%	210
PARKS HEALTHCARE & REHABILITATION CTR	4	205	1	0%	210
SABAL PALMS HEALTH AND REHAB		170	40	19%	210
CONSULATE HEALTH CARE OF WINTER HAVEN		209			209
THE PALACE MANAGEMENT - THE PALACE AT CORAL GABLES		209			209
THE PALACE NURSING AND REHABILITATION CENTER		209			209
Glades West Rehabilitation and Nursing Center		207	1	0%	208
Heritage Healthcare at Tallahassee		205	3	1%	208
NEIGHBORHOOD MEDICAL CENTER INC		190	18	9%	208
PALM GARDEN OF CLEARWATER		201	6	3%	207
COMMUNITY HEALTH CENTERS OF PINELLAS, INC.		3	203	99%	206
LAKE PARK OF MADISON		200	4	2%	204
LPG COCONUT POINT		177	27	13%	204
LIFE CARE PONTE VEDRA INC		202	2	1%	204
TUSKAWILLA NURSING AND REHAB CENTER	2	198	4	2%	204
TGH		1	202	100%	203
Taylor Care Center		201	2	1%	203
POLK COUNTY HEALTH DEPARTMENT		178	24	12%	202
LOOP PEDIATRICS PA		177	25	12%	202
BREVARD HEALTH ALLIANCE		67	135	67%	202
VAMC WEST PALM LAB		5	196	98%	201
HOMESTEAD VILLAGE		198	3	1%	201
BAYA POINTE NURSING AND REHABILITATION		118	83	41%	201
Governors Creek Health and Rehabilitation	1	198	2	1%	201
MINUTECLINIC LLC #3654		174	27	13%	201
GATEWAY/ADVENT CENTRA CARE		13	188	94%	201
FULGENT GENETICS	2	161	38	19%	201
MEDIPATH		5	195	98%	200
HEALTH FIRST - HOLMES REGIONAL MEDICAL CENTER		32	168	84%	200
ORANGE COUNTY HEALTH DEPT		191	8	4%	199
TIERRA PINES CENTER		191	8	4%	199
AMERICA'S PHARMACY LLC		179	20	10%	199
DEPARTMENT OF HEALTH & HUMAN SERVICES		198			198
FAST TRACK URGENT CARE CENTER - CARROLLWOOD		1	197	99%	198
RULEME CENTER	2	190	6	3%	198
PATHGROUP LABS LLC		94	104	53%	198
PERSONALIZED GENETIC TESTING		106	91	46%	197
PruittHealth Panama City		188	9	5%	197
FLORIDA CLINICAL LABORATORY-BIOREFERENCE LABORATORIES		63	133	68%	196
MIAMI JEWISH HEALTH SYSTEMS, INC	1	188	7	4%	196
W FRANK WELLS NURSING HOME		172	24	12%	196
Solaris Healthcare Daytona	1	194			195
PALM GARDEN OF AVENTURA		194	1	1%	195

COVID-19: testing by laboratory

Data through Dec 23, 2020 verified as of Dec 24, 2020 at 09:25 AM

Data in this report are provisional and subject to change.

The numbers in the table below represent the number of Florida and non-Florida residents for whom test results were received by the Department of Health. A person can be tested by more than one laboratory and can have both positive and negative results. **Therefore, the sum of the numbers in each column will be larger than the total number of people tested.**

Reporting lab	Inconclusive	Negative	Positive	Percent positive	Total
DOCTORS MEMORIAL FAMILY MEDICINE	2	133	60	31%	195
DAVID SCOTT MADWAR MD PA		180	15	8%	195
HEALTH CENTRAL PARK		160	34	18%	194
GRAND COURT TAMPA		192	1	1%	193
HARDEE COUNTY HEALTH DEPARTMENT		154	39	20%	193
Chatsworth at PGA National, LLC		187	5	3%	192
ST JAMES HEALTH AND REHABILITATION CENTER		186	6	3%	192
ASSOCIATESMD MEDICAL GROUP INC		159	33	17%	192
MOLECULAR TESTING LABS		156	36	19%	192
Fernandina Beach Rehabilitation and Nursing Center		191			191
HALIFAX MEDICAL CENTER-PORT ORANGE LAB		165	26	14%	191
EDGEWATER AT WATERMAN VILLAGE,THE		183	7	4%	190
ABBOTT LABORATORIES		142	48	25%	190
FELLOWSHIP HOME AT THE FAIRWAY LLC		188	1	1%	189
WOMEN'S CARE FLORIDA LABORATORY		183	5	3%	188
CARRINGTON PLACE OF ST PETE LLC		187	1	1%	188
ADVENT HEALTH - CARROLLWOOD	4	163	21	11%	188
PEDIATRIC HEALTH CARE ALLIANCE, PA		170	18	10%	188
HEALTH LINK DIAGNOSTIC LABORATORIES		182	5	3%	187
PLANTATION NURSING & REHAB CENTER		186			186
San Jose Health & Rehabilitation		186			186
ORCHARD RIDGE CARE AND REHABILITATION CENTER		185	1	1%	186
Manatee Springs Rehabilitation and Nursing Center		174	12	6%	186
USA HEALTH UNIVERSITY HOSPITAL CLINICAL LABORATORY	1	183	2	1%	186
NEO GENOMICS - FORT MYERS	1	179	5	3%	185
Lake Port Square Health Center		177	8	4%	185
ST. JAMES BAY HEALTH AND REHABILITATION CENTER		183	1	1%	184
DBI HEALTH INC		181	3	2%	184
BAY TREE CARE AND REHABILITATION CENTER		164	20	11%	184
JACKSON PLAZA NURSING & REHAB CENTER		182	1	1%	183
SIGNATURE HEALTHCARE AT THE COURTYARD		138	45	25%	183
AFC URGENT CARE SEMINOLE			182	100%	182
SOLARIS HEALTHCARE MERRITT ISLAND		167	14	8%	181
COASTAL PHYSICIANS, LLC		133	48	27%	181
PCB CLINIC		136	45	25%	181
CHILDRENS MEDICAL ASSOCIATION PA		161	20	11%	181
EPN URGENT CARE		43	137	76%	180
CENTRA CARE - AZALEA PARK		98	82	46%	180
HAVEN OF OUR LADY OF PEACE INC		178	2	1%	180
AFC URGENT CARE CLEARWATER		101	79	44%	180
BROOKDALE FORT MYERS CYPRESS LAKE		179	1	1%	180
SOLARIS SENIOR LIVING VERO BEACH		176	3	2%	179
PALM GARDEN OF ORLANDO		167	12	7%	179
Bayside Health and Rehabilitation		164	15	8%	179
UNIVERSITY OF TAMPA STUDENT HEALTH AND SHC CLINICAL LABORATORY		45	133	75%	178
DIAMOND RIDGE HEALTH AND REHABILITATION		166	11	6%	177

COVID-19: testing by laboratory

Data through Dec 23, 2020 verified as of Dec 24, 2020 at 09:25 AM

Data in this report are provisional and subject to change.

The numbers in the table below represent the number of Florida and non-Florida residents for whom test results were received by the Department of Health. A person can be tested by more than one laboratory and can have both positive and negative results. **Therefore, the sum of the numbers in each column will be larger than the total number of people tested.**

Reporting lab	Inconclusive	Negative	Positive	Percent positive	Total
MINUTECLINIC LLC #1815		164	13	7%	177
MINUTECLINIC LLC #5216		153	23	13%	176
OCALA FAMILY MEDICAL CENTER INC	1	143	32	18%	176
Life Care Center of Punta Gorda	1	169	5	3%	175
RIVERS FAMILY MEDICINE PA		135	39	22%	174
AFC URGENT CARE FAMILY CARE			174	100%	174
Consulate Health Care of St. Petersburg		174			174
ManorCare Health Services-Palm Harbor		173			173
ADVENT HEALTH CENTRA CARE - DAYTONA BEACH		89	84	49%	173
CONSULATE HEALTH CARE OF MELBOURNE		172			172
ADVENT HEALTH CENTRA CARE - WESLEY CHAPEL		4	168	98%	172
NIGHT LITE PEDIATRICS WINTER GARDEN		144	28	16%	172
BAPTIST HEALTH PRIMARY CARE	1	134	37	22%	172
SERANADES BY SONATA WEST ORANGE		150	21	12%	171
MINUTECLINIC LLC #4612		137	34	20%	171
Nspire Health Care Kendall		165	6	4%	171
ARCPPOINT LABS OF ST PETERSBURG		117	53	31%	170
SUPERIOR RESIDENCES OF PANAMA CITY BEACH		164	6	4%	170
MINUTECLINIC LLC #8381		145	25	15%	170
LONGWOOD FAMILY PRACTICE		141	29	17%	170
FORT PIERCE HEALTH CARE		169	1	1%	170
NADAL PEDIATRICS - VICTORIA STREET (3385)		142	27	16%	169
CARENOW	2	97	70	41%	169
NSPIRE HEALTHCARE LAUDERHILL		165	4	2%	169
AFC URGENT CARE TYRONE		2	167	99%	169
SABAL DIRECT PRIMARY CARE, PA		147	22	13%	169
ELMHURST HOSPITAL CENTER	1	162	5	3%	168
SILVERCREST HEALTH AND REHABILITATION CENTER	3	159	6	4%	168
PANAMA CITY DEVELOPMENTAL CENTER		168			168
SPRINGS AT BOCA CIEGA BAY,THE		165	2	1%	167
SERENADES IN THE VILLAGES		144	23	14%	167
BAYVIEW CENTER		165	1	1%	166
SUN COUNTRY PEDIATRICS PLLC	6	146	14	8%	166
TALLAHASSEE NHHI LLC		165	1	1%	166
AZALEA TRACE		158	7	4%	165
MANOR CARE OF NAPLES FL LLC		164	1	1%	165
ADVENT HEALTH CENTRA CARE - OVIEDO		63	101	62%	164
VETERANS AFFAIRS MEDICAL CENTER - MIAMI			163	100%	163
PALM GARDEN OF WEST PALM BEACH	1	149	13	8%	163
BRADENTON HEALTH CARE		163			163
COMMUNITY HEALTH AND REHABILITATION CENTER		146	16	10%	162
BROOKSVILLE HEALTHCARE CENTER LLC		161	1	1%	162
TRI COUNTY NURSING HOME		161	1	1%	162
BEAR CREEK NURSING CENTER		160	1	1%	161
URGENT CARE OF THE PALM BEACHES, NORTH PALM BEACH			161	100%	161
KEYSTONE REHAB		160			160

COVID-19: testing by laboratory

Data through Dec 23, 2020 verified as of Dec 24, 2020 at 09:25 AM

Data in this report are provisional and subject to change.

The numbers in the table below represent the number of Florida and non-Florida residents for whom test results were received by the Department of Health. A person can be tested by more than one laboratory and can have both positive and negative results. **Therefore, the sum of the numbers in each column will be larger than the total number of people tested.**

Reporting lab	Inconclusive	Negative	Positive	Percent positive	Total
ABBIEJEAN RUSSELL CARE CENTER☐		160			160
TRENTON MEDICAL CENTER INC DBA PALMS MEDICAL GROUP	4	117	39	24%	160
GREENBRIAR REHABILITATION AND NURSING CENTER	1	159			160
ADVENT HEALTH CENTRA CARE - WINTER HAVEN	1	81	78	49%	160
VILLAGE DOCTORS OF KEYSTONE		122	37	23%	159
PHYSICIANS STAT LAB INC		133	26	16%	159
MINUTECLINIC, LLC #3245		114	45	28%	159
WUESTHOFF REF LABORATORY			158	100%	158
CORAL REEF NURSING & REHAB CENTER		158			158
SILVER CREEK SENIOR LIVING COMMUNITY		158			158
PALM GARDEN OF WINTER HAVEN		144	14	9%	158
DXTERITY DIAGNOSTICS	1	153	3	2%	157
CALHOUN LIBERTY HOSPITAL		107	50	32%	157
HUNT CLUB PEDIATRIC ASSOCIATES, P.A.		135	21	13%	156
The Inn at Sarasota Bay Club		154	2	1%	156
ADVENT HEALTH CENTRA CARE - CARROLLWOOD		4	152	97%	156
HEARTLAND PEDIATRICS OF LAKE WALES		142	14	9%	156
HOSPITAL FOR SPECIAL SURGERY		155	1	1%	156
TIMBERRIDGE NURSING HOME & REHAB		123	32	21%	155
COCOA BEACH/ADVENT CENTRA		41	114	74%	155
EXPRESS URGENT CARE LLC		1	154	99%	155
PRUITT HEALTH		153	2	1%	155
SEA BREEZE REHAB AND NURSING CENTER☐		151	3	2%	154
PALMETTO FACILITY INC	1	153			154
SARNO EXTENDED HOURS		104	50	32%	154
ASTON GARDENS AT PELICAN MARSH		150	2	1%	152
J AND G MEDICAL GROUP LLC		130	22	14%	152
ARBOR FACILITY INC		151			151
FAWCETT MEMORIAL HOSPITAL-LAB		39	111	74%	150
ADVENT HEALTH - ORLANDO		126	24	16%	150
Consulate Healthcare of West Palm Beach		141	9	6%	150
DIAMOND RIDGE		147	3	2%	150
REHABILITATION CENTER OF LAKE CITY, TH		140	9	6%	149
PRECISION HEALTH RESOURCES, LLC	1	133	15	10%	149
WIREGRASS DIRECT PRIMARY CARE PLLC☐		127	22	15%	149
CITRUS HEALTH AND REHAB		128	20	14%	148
Emory L Bennett State Veterans Nursing Home		146	2	1%	148
DIGNITY HEALING, LLC		141	6	4%	147
PADDOCK RIDGE		145	2	1%	147
NORTH FLORIDA PEDIATRICS - MARIANNA		114	33	22%	147
AMBULATORY SURGERY CENTER OF BOCA RATON LTD		146	1	1%	147
ADVENT HEALTH CENTRA CARE - ST. CLOUD		131	15	10%	146
SAINTS 120 LLC	1	112	33	23%	146
FLORIDA HEALTH CARE PLAN INC		2	144	99%	146
ORLANDO HEALTH EMERGENCY DEPARTMENT		136	10	7%	146
SEMINOLE NURSING PAVILION		139	7	5%	146

COVID-19: testing by laboratory

Data through Dec 23, 2020 verified as of Dec 24, 2020 at 09:25 AM

Data in this report are provisional and subject to change.

The numbers in the table below represent the number of Florida and non-Florida residents for whom test results were received by the Department of Health. A person can be tested by more than one laboratory and can have both positive and negative results. **Therefore, the sum of the numbers in each column will be larger than the total number of people tested.**

Reporting lab	Inconclusive	Negative	Positive	Percent positive	Total
DOCTORS MEMORIAL HOSPITAL		40	106	73%	146
AMERICAN FINNISH NURSING HOME	1	142	2	1%	145
LAB CORP	1	88	56	39%	145
CARITHERS PEDIATRIC GROUP		127	17	12%	144
GOOD SAMARITAN CENTER		144			144
PINES OF SARASOTA		143			143
FLORIDA KEYS PEDIATRICS & ADOLESCENT CENTER		136	7	5%	143
Quail Run Health Care Center		143			143
EDGEWOOD NURSING CENTER		141	2	1%	143
WESTWOOD HEALTHCARE SNF		141	2	1%	143
GENE BY GENE		61	81	57%	142
ALLSOUTH URGENT CARE			142	100%	142
ENGLEWOOD HEALTHCARE AND REHABILITATION CENTER		141			141
OAKBROOK HEALTH AND REHABILITATION CENTER	1	140			141
UCC - WELLINGTON			140	100%	140
FIRST CHOICE PEDIATRICS		98	41	29%	139
ST CATHERINE'S WEST REHABILITATION HOSPITAL		138	1	1%	139
Parkview Rehabilitation Center at Winter Park		136	3	2%	139
Solaris Healthcare Coconut Creek		136	2	1%	138
AMERICAN RESEARCH LABS		7	131	95%	138
AMERICAN PATHOLOGY PARTNERS		136	2	1%	138
PALM BEACH COUNTY HEALTH DEPT LAB	3	131	4	3%	138
ALL SEASONS NAPLES LLC		136	2	1%	138
PPC-LAB EDI ORCHARD BI		129	8	6%	137
AMERICAN FAMILY CARE PENSACOLA WEST		1	136	99%	137
AVECINA MOBILE		118	19	14%	137
MANOR AT BLUEWATER BAY		131	6	4%	137
Rehabilitation Center for Park Place LLC		135	2	1%	137
REGENCY CARE OF BLOUNTSTOWN LLC		129	7	5%	136
COLOR GENOMICS, INC.	1	133	2	1%	136
VENICE REGIONAL BAYFRONT HEALTH (PULMONARY)		126	10	7%	136
PORT ST LUCIE REHABILITATION AND HEALTHCARE		98	38	28%	136
PEDIATRICS IN BREVARD PA		124	12	9%	136
CAYUGA MEDICAL CENTER AT ITHACA		132	3	2%	135
LASER & SURGERY CENTER OF THE PALM BEACHES		134	1	1%	135
IRL MARKET LAB ALACHUA		104	31	23%	135
ADVENT HEALTH CENTRA CARE - TEMPLE TERRACE	1	78	55	41%	134
LABORATORY OF FLORIDA		83	51	38%	134
TARPON POINT NURSING AND REHABILITATION CENTER		134			134
ROSECASTLE OF ZEPHRILLS		131	2	2%	133
ADVENT HEALTH CENTRA CARE - DELAND		28	105	79%	133
UNITED CLINICAL LABORATORIES		124	9	7%	133
CANTERFIELD OF OCALA, LLC		131	2	2%	133
AFC URGENT CARE		52	80	61%	132
FORT WALTON REHABILITATION CENTER		95	37	28%	132
THE REHABILITATION CENTER OF LAKE CITY		127	5	4%	132

COVID-19: testing by laboratory

Data through Dec 23, 2020 verified as of Dec 24, 2020 at 09:25 AM

Data in this report are provisional and subject to change.

The numbers in the table below represent the number of Florida and non-Florida residents for whom test results were received by the Department of Health. A person can be tested by more than one laboratory and can have both positive and negative results. **Therefore, the sum of the numbers in each column will be larger than the total number of people tested.**

Reporting lab	Inconclusive	Negative	Positive	Percent positive	Total
MINUTECLINIC LLC #3648		109	23	17%	132
GOOD SAMARITAN SOCIETY OF DELAND		125	7	5%	132
TRINITY REGIONAL REHAB CENTER		126	6	5%	132
OCEAN REEF MEDICAL CENTER		113	19	14%	132
LONGWOOD HEALTH AND REHABILITATION CENTER		125	6	5%	131
PAVILION FOR HEALTHCARE, THE		131			131
INTEGRATED REGIONAL LABORATORIES		119	12	9%	131
ADVENT HEALTH CENTRA CARE - AZALEA PARK		112	18	14%	130
NCRNC INC		128	2	2%	130
EDWARD J HEALEY REHAB & NURSING CENTER		129			129
BMHSI-AEL MICROBIOLOGY LABORATORY	2	102	25	19%	129
CENTRACARE		17	112	87%	129
REFUAH HEALTH CENTER LABORATORY		125	4	3%	129
MATHISON RETIREMENT COMMUNITY, INC		127	1	1%	128
ADVANCED AMBULATORY SURGERY CENTER		120	8	6%	128
MEDICAL CENTER OF DELTONA, INC		102	26	20%	128
ADVENT HEALTH CENTRA CARE - LONGWOOD		24	104	81%	128
MILLENNIUM LAB SERVICES			127	100%	127
TRI-COUNTY NURSING HOME		117	10	8%	127
WRIGHTS HEALTH CARE AND REHABILITATION CENTER		107	20	16%	127
FIRST QUALITY LABORATORY		117	10	8%	127
SOLARIS HEALTHCARE LAKE CITY		77	49	39%	126
GESSLER CLINIC PA		98	28	22%	126
ACCURATE DIAGNOSTIC LABS, INC		121	5	4%	126
PIONEER CLINICAL LAB, LLC		104	22	17%	126
SOLARIS HEALTHCARE OSCEOLA		121	5	4%	126
ADVANCED MEDICAL CENTER		86	40	32%	126
TUSCAN GARDENS OF PALM COAST		124	1	1%	125
ORANGE BLOSSOM FAMILY HEALTH		120	5	4%	125
GENETWORKX		17	108	86%	125
THE CLUB AND REHABILITATION CENTER		123	1	1%	124
POINT WASHINGTON MEDICAL CLINIC		1	123	99%	124
ANCIENT CITY PEDIATRICS		119	5	4%	124
MACTOWN, INC		124			124
CRONOS CLINICAL LABORATORY	2	106	15	12%	123
CSL PLASMA		24	99	80%	123
SUWANNEE VALLEY NURSING CENTER		116	7	6%	123
PRIMECARE OF DOTHAN		83	40	33%	123
ARTHREX MEDICAL CENTER		48	75	61%	123
LIFE CARE CENTER OF ALTAMONTE SPRINGS		102	21	17%	123
GRAVITY DIAGNOSTICS, LLC		35	87	71%	122
Whispering Oaks	7	108	7	6%	122
FHMG-FLORIDA HOSPITAL MEDICAL GROUP		103	19	16%	122
PROVIDENCE HOSPITAL LABORATORY		116	5	4%	121
GLADES HEALTH CARE CENTER		119	2	2%	121
DIAGNOSTIC & CLINICAL CARE SERVICES INC DBA		102	19	16%	121

COVID-19: testing by laboratory

Data through Dec 23, 2020 verified as of Dec 24, 2020 at 09:25 AM

Data in this report are provisional and subject to change.

The numbers in the table below represent the number of Florida and non-Florida residents for whom test results were received by the Department of Health. A person can be tested by more than one laboratory and can have both positive and negative results. **Therefore, the sum of the numbers in each column will be larger than the total number of people tested.**

Reporting lab	Inconclusive	Negative	Positive	Percent positive	Total
LabCorp L#09258090 M#09258105		73	48	40%	121
FAMILY CARE PARTNERS OF NORTHEAST FLORIDA LLC		72	49	40%	121
Surrey Place Healthcare and Rehabilitation		121			121
PARKVIEW HEALTH		121			121
Solaris HealthCare Imperial		116	4	3%	120
URGENT CARE EXPRESS LLC			120	100%	120
ARDEN COURTS OF LARGO FL, LLC		117	3	3%	120
GRAVITY DIAGNOSTICS		42	78	65%	120
JACKSONVILLE KIDS PEDIATRICS, PLLC		101	19	16%	120
FIRST CHOICE PRIMARY CARE		94	25	21%	119
MATHISON RETIREMENT COMMUNITY		114	5	4%	119
NATIONS BEST FAMILY HEALTH CARE		60	58	49%	118
BOSTON RED SOX CLUB LP		117	1	1%	118
VIERA HOSPITAL, INC		87	31	26%	118
RDX BIOSCIENCE		60	58	49%	118
TUSCAN GARDENS OF VENETIA MANAGEMENT COMPANY		117	1	1%	118
ARCADIA HEALTH AND REHABILITATION CENTER		100	17	15%	117
MOBILE INFIRMARY MED CENTER PATH LAB		106	11	9%	117
CENTERSTONE OF FLORIDA		111	6	5%	117
WEDGEWOOD HEALTHCARE CENTER		88	29	25%	117
NEIGHBORHOOD MEDICAL CENTER		112	5	4%	117
PROVISTA DIAGNOSTICS, INC		115	2	2%	117
GUEST HOUSE OCALA, THE		116	1	1%	117
FHMG FLORIDA HOSPITAL MEDICAL GROUP		102	15	13%	117
Solaris Healthcare Lake Bennet		104	13	11%	117
CHARTER SENIOR LIVING OF PANAMA CITY BEACH		99	17	15%	116
WOODBIDGE FACILITY INC		115	1	1%	116
INN AT ASTON GARDENS, THE		113	3	3%	116
LAKESIDE NEUROLOGIC		112	4	3%	116
BAPTIST PRIMARY CARE INC		97	18	16%	115
Heartland Healthcare of Ft. Myers	1	114			115
WESLEY HAVEN VILLA	1	106	8	7%	115
CAREMED CLINIC LLC		82	33	29%	115
ADVENT HEALTH CENTRA CARE		10	104	91%	114
JEFFERY WEINZWEIG		2	112	98%	114
MEADOWCREST FAMILY PHYSICIANS		78	35	31%	113
COQUINA CENTER		112	1	1%	113
PALMETTO FAMILY HEALTHCARE	1	65	47	42%	113
AMELIA MEDICAL CARE		14	99	88%	113
Gulf Coast Healthcare (Longwood Health and Rehab		112			112
FOUNTAINS OF HOPE LLC, THE		111	1	1%	112
ALLIED HEALTH FORT PIERCE		112			112
QUICK CARE MED		85	27	24%	112
COASTAL HEALTH AND REHAB		110	2	2%	112
SHOAL CREEK REHABILITATION CENTER		71	41	37%	112
BELVEDERE COMMONS OF FORT WALTON BEACH		103	9	8%	112

COVID-19: testing by laboratory

Data through Dec 23, 2020 verified as of Dec 24, 2020 at 09:25 AM

Data in this report are provisional and subject to change.

The numbers in the table below represent the number of Florida and non-Florida residents for whom test results were received by the Department of Health. A person can be tested by more than one laboratory and can have both positive and negative results. **Therefore, the sum of the numbers in each column will be larger than the total number of people tested.**

Reporting lab	Inconclusive	Negative	Positive	Percent positive	Total
CENTRA CARE - HUNTER'S CREEK		52	59	53%	111
YOUR FAMILY WALK-IN CLINIC		3	108	97%	111
DOCTOR'S IN HOUSE LABORATORY		15	96	86%	111
NEW YORK CITY DEPARTMENT OF HEALTH & MENTAL		101	10	9%	111
HIALEAH SHORES NURSING AND REHAB CENTER		103	8	7%	111
ISLAND HEALTH AND REHABILITATION CENTER		109			109
MEYER PEDIATRICS		97	12	11%	109
BAPTIST PRIMARY CARE, INC		103	6	6%	109
EXOSOME DIAGNOSTICS	1	99	9	8%	109
HILLSBOROUGH COUNTY DEVELOPMENTAL CTR	1	108			109
NORTH FL SOUTH GA HCS-MALCOM RANDALL VAMC			109	100%	109
EVANS HEALTH CARE		106	2	2%	108
Heritage Park Rehabilitation & Healthcare		92	16	15%	108
TREASURE COAST MEDICAL ASSOCIATES		2	105	98%	107
STEWART MEDICAL GROUP		34	73	68%	107
GRAND OAKS HEALTH & REHABILITATION		106	1	1%	107
AVON PARK PEDIATRICS INC		95	12	11%	107
MINUTECLINIC DIAGNOSTIC OF RHODE ISLAND, LLC #729		103	4	4%	107
MORSE LIFE MEMORY CARE RESIDENCE		105	2	2%	107
CORE BIO LABS		74	33	31%	107
ADVENT HEALTH CENTRA CARE - SANFORD		28	78	74%	106
ATLANTIC SHORES NURSING AND REHAB CENTER		105	1	1%	106
MIRACLE HILL NURSING & REHABILITATION CENTER INC		103	3	3%	106
ADVENT HEALTH CENTRA CARE - BRANDON		29	77	73%	106
MINUTECLINIC LLC #4987		92	14	13%	106
HEART OF FLORIDA REGIONAL MED CTR		35	71	67%	106
BOCA RATON REHABILITATION CENTER	2	101	3	3%	106
SOUTH BALDWIN REGIONAL MEDICAL CENTER		101	4	4%	105
GOLD CHOICE SENIOR COMMUNITIES		76	29	28%	105
EVENT MED SERVICES LABORATORY		103	2	2%	105
FLOMEDILAB		19	85	82%	104
MINUTECLINIC LLC # 7933		88	16	15%	104
BAY VIEW HEALTHCARE		85	19	18%	104
THE WELLNESS CENTER AT LAKEWOOD RANCH		19	85	82%	104
PALMS MEDICAL GROUP HIGH SPRINGS		90	14	13%	104
ATLANTIC URGENT CARE		70	34	33%	104
PEDIATRIC ASSOCIATES OF OCALA PA		91	12	12%	103
FINLAY CLINICAL LABORATORY		28	75	73%	103
WHITE WILSON MEDICAL IMMEDIATE CARE NICEVILLE		1	101	99%	102
UNIVERSITY MEDICAL CENTER SUITES		90	12	12%	102
FG RAPID RESULTS	1	51	50	49%	102
WIMAUMA COMMUNITY HEALTH CENTER		82	20	20%	102
AMA MEDICAL GROUP LLC		84	18	18%	102
SUNFLOWER SPRINGS ASSISTED LIVING		99	3	3%	102
PEDIATRICS OF GREATER ORLANDO		90	11	11%	101
MV MEDICAL PRACTICE DBA PRIMARY URGENT CARE		98	3	3%	101

COVID-19: testing by laboratory

Data through Dec 23, 2020 verified as of Dec 24, 2020 at 09:25 AM

Data in this report are provisional and subject to change.

The numbers in the table below represent the number of Florida and non-Florida residents for whom test results were received by the Department of Health. A person can be tested by more than one laboratory and can have both positive and negative results. **Therefore, the sum of the numbers in each column will be larger than the total number of people tested.**

Reporting lab	Inconclusive	Negative	Positive	Percent positive	Total
Cross Terrace REhabilitation		100	1	1%	101
PEDIATRICS BY THE SEA		100	1	1%	101
Consulate Health Care of Port Charlotte		98	2	2%	100
BAY VUE NURSING AND REHABILITATION CENTER		94	6	6%	100
AMEERAH LABS, LLC		79	21	21%	100
VIERA MANOR ASSISTED LIVING RESIDENCE		93	6	6%	99
VILLAGE PLACE NH LLC		77	22	22%	99
CHATHAM GLEN HEALTHCARE AND REHABILITATION CENTER		95	4	4%	99
Signature healthcare of Jacksonville		95	4	4%	99
CENTRAL FLORIDA HEALTH CARE		47	52	53%	99
FINLAY CLINICAL LABORATORY INC		28	70	71%	98
GRANDE, THE	2	92	4	4%	98
ADVENT HEALTH - LAKE NONA		86	12	12%	98
PLAZA OF HALLANDALE BEACH		98			98
UNIVERSITY OF MIAMI		1	97	99%	98
FLORIDA COMMUNITY HEALTH CENTERS INC			98	100%	98
OSPREY VILLAGE AT AMELIA ISLAND LTD		92	6	6%	98
PHYSICIANS REGIONAL CLINIC		82	15	15%	97
HEALTH CENTERS AT BRENTWOOD		96	1	1%	97
FIRST CHOICE PEDIATRICS SEMORAN		74	23	24%	97
WOOD LAKE HEALTH AND REHABILITATION CENTER		96			96
BAYSHORE MEMORY CARE		96			96
PEDIATRIC ASSOCIATES ORLANDO		82	14	15%	96
SPRINGS AT LAKE POINTE WOODS		93	2	2%	95
24/7 PEDIATRIC CARE CENTERS INC		91	4	4%	95
GLOBAL CENTRAL LABS AT PPD	2	87	6	6%	95
THE TERRACE OF KISSIMMEE		80	15	16%	95
NAPLES CHILDREN'S URGENT CARE		81	14	15%	95
VISTA MANOR		92	3	3%	95
SOUTHWEST ORLANDO FAMILY MEDICINE, PL		80	15	16%	95
ADVENT HEALTH CENTRA CARE - KISSIMMEE		61	34	36%	95
MONTEFIORE MEDICAL CENTER LABORATORIES - MOSES		87	8	8%	95
DIAGNOSTIC SOLUTIONS		3	91	97%	94
LITTLE PINE PEDIATRICS PLLC		89	5	5%	94
LEESBURG PEDIATRICS		87	7	7%	94
ASCENSION MEDICAL GROUP		1	93	99%	94
PATRIOT MEDICAL LABORATORIES		92	2	2%	94
LIFE CARE CENTER OF WINTER HAVEN		81	12	13%	93
FLORIDA DEPARTMENT OF HEALTH IN LAKE COUNTY	1	63	29	31%	93
DEVANSH LAB WERKS INC		77	16	17%	93
SUNLAND MARIANNA COX MEDICAL CENTER		81	12	13%	93
GRACE PEDIATRICS		76	17	18%	93
PINELLAS CARE CENTER		65	27	29%	92
FAMILY CARE PARTNERS OF NE FLORIDA LLC		54	38	41%	92
LAKE HOUSE ASSISTED LIVING		77	15	16%	92
STATMED QUICK QUALITY CLINIC AT NORTH PINELLAS		65	27	29%	92

COVID-19: testing by laboratory

Data through Dec 23, 2020 verified as of Dec 24, 2020 at 09:25 AM

Data in this report are provisional and subject to change.

The numbers in the table below represent the number of Florida and non-Florida residents for whom test results were received by the Department of Health. A person can be tested by more than one laboratory and can have both positive and negative results. **Therefore, the sum of the numbers in each column will be larger than the total number of people tested.**

Reporting lab	Inconclusive	Negative	Positive	Percent positive	Total
BOND CLINIC PA PEDIATRICS DEPT		78	14	15%	92
CONEY ISLAND HOSPITAL		90	2	2%	92
ARBOR TRAIL		77	15	16%	92
MINUTECLINIC LLC #3255		80	11	12%	91
ADVENT HEALTH CENTRA CARE - ORANGE CITY		14	77	85%	91
OAKS OF KISSIMMEE HEALTH AND REHABILITATION CENTER		91			91
FLORIDA HEALTH CARE PLANS			91	100%	91
HEALTH CARE DISTRICT OF PALM BEACH COUNTY	1	9	81	89%	91
SEMINOLE COUNTY HEALTH DEPARTMENT		73	18	20%	91
ADVENT HEALTH CENTRA CARE - CITRUS PARK		8	83	91%	91
TIFFANY HALL NURSING AND REHAB CENTER		91			91
DAYSPRING VILLAGE		90	1	1%	91
NAVY HOSPITAL			91	100%	91
SONATA COCONUT CREEK	1	75	15	16%	91
GEORGIA DEPARTMENT OF PUBLIC HEALTH		1	89	99%	90
ADVENT HEALTH CENTRA CARE - WATERMAN		78	12	13%	90
WESTCHESTER MEDICAL CENTER		88	2	2%	90
Concordia Village of Tampa AL		90			90
AYERS HEALTH & REHABILITATION CENTER		90			90
SURREY PLACE CARE CENTER		85	5	6%	90
BENDERSON FAMILY SKILLED NURSING AND□		84	5	6%	89
HCSO OCCUPATIONAL HEALTH AND WELLNESS CENTER		70	19	21%	89
LEE COUNTY SCHOOL DISTRICT	1	82	6	7%	89
BORLAND GROOVER CLINIC	1	75	13	15%	89
ESTERO ISLAND MEDICAL CENTER		75	14	16%	89
DAIRY ROAD URGENT CARE		54	35	39%	89
WHITE PLAINS HOSPITAL CENTER LAB		87	2	2%	89
CROSS POINTE CARE CENTER	2	87			89
JACKSONVILLE NURSING AND REHAB CENTER		87	2	2%	89
LAKEVIEW TERRACE RETIREMENT COMMUNITY		86	3	3%	89
HERON CLUB AT PRESTANCIA		86	2	2%	88
GOVERNOR'S CREEK HEALTH & REHABILITATION		87	1	1%	88
TRADITION MEDICAL CENTER LABORATORY		48	40	45%	88
SOUTH CAMPUS FACILITY INC		83	5	6%	88
AVERO DIAGNOSTICS		64	24	27%	88
MINUTECLINIC LLC #5924		74	14	16%	88
KEYS MEDICAL GROUP			88	100%	88
BROWARD HEALTH CORAL SPRINGS EPIDEMIOLOGY DEPT		1	86	99%	87
PRIMARY CARE SOUTH INC			87	100%	87
PACIFIC ANALYTICS			87	100%	87
HURLBURT FIELD CLINIC		39	48	55%	87
HOBDAIRI FAMILY HEALTH LLC□		58	29	33%	87
MINUTECLINIC LLC #1807		75	12	14%	87
KALEIDA HEALTH CENTER FOR LABORATORY		81	6	7%	87
PALM BEACH PEDIATRICS PA	1	76	10	11%	87
SMILEY MEDICAL GROUP		59	28	32%	87

COVID-19: testing by laboratory

Data through Dec 23, 2020 verified as of Dec 24, 2020 at 09:25 AM

Data in this report are provisional and subject to change.

The numbers in the table below represent the number of Florida and non-Florida residents for whom test results were received by the Department of Health. A person can be tested by more than one laboratory and can have both positive and negative results. **Therefore, the sum of the numbers in each column will be larger than the total number of people tested.**

Reporting lab	Inconclusive	Negative	Positive	Percent positive	Total
BRANDON HEALTH AND REHABILITATION CENTER	1	85	1	1%	87
FLORIDA DEPARTMENT OF HEALTH IN CALHOUN COUNTY		55	32	37%	87
RDV SPORTSPLEX PEDIATRICS		69	17	20%	86
AMERICAN MEDICAL RESPONSE		86			86
UNIVERSITY HEALTH SYSTEM INC		77	9	10%	86
NORTH FLORIDA PEDIATRICS PA - DUVAL		83	3	3%	86
ADVENT HEALTH CENTRA CARE - SOUTH ORANGE		69	16	19%	85
MIAMI SHORES NURSING & REHAB		85			85
W. FRANK WELLS NURSING HOME		84	1	1%	85
FAST TRACK URGENT CARE CENTER - RIVERVIEW			85	100%	85
ST MARK ASSISTED LIVING CENTER	1	73	11	13%	85
DE LUNA HEALTH AND REHABILITATION CENTER		84	1	1%	85
FREEDOM INN AT TARPON SPRINGS		81	4	5%	85
ADVENT HEALTH - PALM HARBOR ER		64	20	24%	84
PINES OF SARASOTA GARDEN		84			84
CARE ONE OF FLORIDA LLC		12	72	86%	84
DISCOVERY VILLAGE AT NAPLES		83			83
MD 365 MEDICAL CARE		82	1	1%	83
LABCORP EMPLOYER SERVICES		82	1	1%	83
CABANA AT JENSEN DUNES, THE		83			83
QUICK CARE MED PL CR		80	3	4%	83
PALM HARBOR FAMILY PRACTICE & WALK-IN		65	18	22%	83
STEWART ROCKLEDGE HOSPITAL		57	26	31%	83
PONTE VEDRA GARDENS		82	1	1%	83
THE COURTYARD ASSISTED LIVING		79	4	5%	83
CHILDREN MED CARE INC		70	12	15%	82
VIERA HOSPITAL			82	100%	82
SEASIDE HEALTH AND REHABILITATION CENTER		26	56	68%	82
NSPIRE HEALTHCARE TAMARAC		80	2	2%	82
THE PAVILION FOR HEALTH CARE		72	10	12%	82
FAST TRACK URGENT CARE CENTER - WESTCHASE			82	100%	82
QUEENS HOSPITAL CENTER		80	2	2%	82
Advent health care center Celebration		79	3	4%	82
LAB		29	53	65%	82
ADVENT HEALTH CENTRA CARE - HUNTERS CREEK	3	38	41	50%	82
SUNNY HILLS ALF OF SEBRING INC		73	8	10%	81
PALMS FACILITY INC		76	5	6%	81
FARAH MEDICAL		79	2	2%	81
MIDWAY PRIMARY CARE, LLC		79	2	2%	81
RIDGEWOOD DIAGNOSTIC LABORATORY		77	4	5%	81
CHAUTAUQUA REHABILITATION AND NURSING CENTER		80	1	1%	81
NO FLORIDA PEDIATRICS, PA		72	8	10%	80
MG PORT CHARLOTTE II SUBTENANT LLC		73	7	9%	80
CLYDE E LASSEN STATE VETERANS NURSING HOME		56	24	30%	80
SAMANTHA WILSON CARE CENTER		79	1	1%	80
CITRUS MEMORIAL HEALTH SYSTEM LAB		2	78	98%	80

COVID-19: testing by laboratory

Data through Dec 23, 2020 verified as of Dec 24, 2020 at 09:25 AM

Data in this report are provisional and subject to change.

The numbers in the table below represent the number of Florida and non-Florida residents for whom test results were received by the Department of Health. A person can be tested by more than one laboratory and can have both positive and negative results. **Therefore, the sum of the numbers in each column will be larger than the total number of people tested.**

Reporting lab	Inconclusive	Negative	Positive	Percent positive	Total
PREDICTIVE LABORATORIES, INC	1	73	6	8%	80
CAREMOUNT MEDICAL - PATHOLOGY		78	2	3%	80
EXCEL PEDIATRICS		61	19	24%	80
KINDRED HOSPITAL	6	72	1	1%	79
TGH URGENT CARE - SEMINOLE			79	100%	79
JUPITER MEDICAL CENTER URGENT CARE			79	100%	79
Lakeside Nursing and Rehabilitation Center		70	9	11%	79
DIAGNOSTIC LABORATORY OF OKLAHOMA		64	15	19%	79
ISLAND URGENT CARE PLLC DBA AFC URGENT CARE		78	1	1%	79
NITE LITE PEDIATRICS - JACKSONVILLE		76	3	4%	79
VETERANS AFFAIRS MEDICAL CENTER - PALO ALTO		28	51	65%	79
MEDIQUICK URGENT CARE CENTERS INC		37	42	53%	79
CBS LABS OF TAMPA LLC		3	76	96%	79
EDGEWATER AT WATERMAN VILLAGE		78	1	1%	79
LUIS A GHIGLINO MD PA		76	2	3%	78
HEALTH PARK CARE CENTER		78			78
HOLLEY NAVARRE MEDICAL CLINIC		49	29	37%	78
SIGNATURE HEALTHCARE OF PORT CHARLOTTE		72	5	6%	77
FAST TRACK URGENT CARE CENTER - SOUTH TAMPA			77	100%	77
HOLIDAY CVS LLC DBA CVS/PHARMACY #0440		77			77
SARAPATH DIAGNOSTICS			77	100%	77
KORGENE LAB	1	23	53	69%	77
CONSULATE HEALTH CARE OF SARASOTA		77			77
ORANGE CITY NURSING AND REHAB		75	2	3%	77
JOHN KNOX VILLAGE OF FLORIDA ALF	1	75	1	1%	77
CATHOLIC HEALTH SYSTEM DEPT LABORATORY		75	2	3%	77
TRUE NORTH HEALTH NAVIGATION LLC DBA DISPATCHHEALTH	1	60	16	21%	77
MINUTECLINIC LLC #3637		54	23	30%	77
Courtyards of Orlando Care Center		75	2	3%	77
NORTH PORT REHABILITATION AND NURSING CENTER		75	1	1%	76
DYNAMIC MEDICAL USA			76	100%	76
SOUTH BALDWIN MEDICAL CENTER GULF SHORES		63	13	17%	76
ADVENTHEALTH CENTRA CARE WINTER HAVEN		1	75	99%	76
MINUTECLINIC LLC #3236		69	7	9%	76
VILLAS OF HOLLY BROOK - BRADENTON 14TH		75			75
NATURE COAST MEDICAL GROUP		50	25	33%	75
REGENCY PARK		69	6	8%	75
ASAP LABS LLC		71	4	5%	75
SANDY RIDGE CENTER FOR REHABILITATION AND HEALING		71	3	4%	74
NOAH CLINICAL LABORATORY		63	11	15%	74
MAGNOLIA DIAGNOSTIC		1	73	99%	74
WINDSOR REFLECTIONS		74			74
BIO-TECH CLINICAL LABORATORIES		41	33	45%	74
LAKEVIEW INTERNAL MEDICINE		42	32	43%	74
NO FLORIDA PEDIATRICS, PA - BRADFORD		62	11	15%	73
ADVENT HEALTH CENTRA CARE - WINTER GARDEN		13	60	82%	73

COVID-19: testing by laboratory

Data through Dec 23, 2020 verified as of Dec 24, 2020 at 09:25 AM

Data in this report are provisional and subject to change.

The numbers in the table below represent the number of Florida and non-Florida residents for whom test results were received by the Department of Health. A person can be tested by more than one laboratory and can have both positive and negative results. **Therefore, the sum of the numbers in each column will be larger than the total number of people tested.**

Reporting lab	Inconclusive	Negative	Positive	Percent positive	Total
CONSULATE HEALTH CARE – LAKE MARY		72	1	1%	73
BIODESIX, INC.		57	16	22%	73
WELLSNOW URGENT CARE PC		73			73
SCOTT LAKE HEALTH AND REHABILITATION CENTER		71	2	3%	73
URGENT CARE TCMA			73	100%	73
HAVEN OF OUR LADY OF PEACE		72			72
FINNISH AMERICAN REST HOME-ALF		70	2	3%	72
LABCORP RTP		28	44	61%	72
HUNT CLUB PEDIATRIC ASSOCIATES PA		47	25	35%	72
AMERICAN HOUSE-BONITA SPRINGS□		71	1	1%	72
MEMORY CARE OF NAPLES		72			72
Madison Health and Rehabilitation Center		42	30	42%	72
CLEVELAND CLINIC FOUNDATION		12	59	83%	71
HOLISTIX TREATMENT CENTERS		66	5	7%	71
ADVANCED LAB		67	4	6%	71
AMMON LABS		61	10	14%	71
HIGHLANDS MEDICAL CENTER		69	2	3%	71
ARCPPOINT LABS OF SARASOTA MANATEE		18	53	75%	71
ARBOR GLEN AT ARBOR TRACE	2	62	7	10%	71
BROOKDALE OVIEDO		69	2	3%	71
SOUTH GEORGIA MEDICAL CENTER		48	22	31%	70
Highlands Regional Hospital		63	7	10%	70
MEMORIAL MANOR		70			70
PHYSICIAN PARTNERS PERRY		43	27	39%	70
US MEDICAL CARE, INC		60	10	14%	70
LIFE BRITE		66	4	6%	70
QPS, LLC		69	1	1%	70
PLYMOUTH HOME FOR ADULTS, INC.	8	61	1	1%	70
SUNCOAST COMMUNITY HEALTH CENTERS PEDIATRICS		21	49	70%	70
PROMEDICA LABORATORIES		21	49	70%	70
LAKE MORTON PLAZA□		67	3	4%	70
PHYSICIANS REGIONAL MEDICAL CENTER - PINE RIDGE		18	52	74%	70
ALL FLORIDA FAMILY AND SPORTS MEDICINE		63	7	10%	70
BROWARD HEALTH MEDICAL CENTER		3	67	96%	70
DB MD		64	5	7%	69
LATE HOURS URGENT CARE		47	22	32%	69
ERIE COUNTY MEDICAL CTR CLINICAL LABS		66	3	4%	69
USF HEALTH MORSANI CENTER		5	64	93%	69
LABFIRST - DEPARTMENT OF PATHOLOGY		68	1	1%	69
EAST NEW YORK DIAGNOSTIC AND TREATMENT		66	3	4%	69
SIMED LABORATORY		57	12	17%	69
HERITAGE HEALTHCARE AND REHABILITATION CENTER		69			69
STONY BROOK UNIVERSITY MEDICAL CENTER		60	8	12%	68
PIONEER CLINICAL LAB LLC		46	22	32%	68
ST ANTHONYS REHABILITATION HOSPITAL	3	64	1	1%	68
HEALTH FIRST - PALM BAY HOSPITAL		2	66	97%	68

COVID-19: testing by laboratory

Data through Dec 23, 2020 verified as of Dec 24, 2020 at 09:25 AM

Data in this report are provisional and subject to change.

The numbers in the table below represent the number of Florida and non-Florida residents for whom test results were received by the Department of Health. A person can be tested by more than one laboratory and can have both positive and negative results. **Therefore, the sum of the numbers in each column will be larger than the total number of people tested.**

Reporting lab	Inconclusive	Negative	Positive	Percent positive	Total
BOND CLINIC, PA		47	21	31%	68
SUNCOAST OPTIMAL WELLNESS		23	45	66%	68
COLONY CLUB ALF,THE		68			68
PEDIATRIC HEALTHCARE ALLIANCE		58	10	15%	68
ADVENTHEALTH EXPRESSCARE		45	22	33%	67
CHILDRENS CLINIC WEST FLORIDA PEDIATRICS		64	3	4%	67
FLORIDA HEART & VASCULAR MULTISPECIALTY GROUP PA		46	21	31%	67
DISCOVERY VILLAGE AT MELBOURNE		66	1	1%	67
ARDEN COURTS OF TAMPA□		67			67
AEL- MEMPHIS		17	50	75%	67
CHIPOLA MEDICAL ASSOCIATES, LLC		43	24	36%	67
MEDEX MEDICAL EXPRESS OF PALATKA			66	100%	66
BENTON HOUSE AT OAKLEAF		51	15	23%	66
TGH URGENT CARE - TYRONE		2	63	97%	65
LAKE VIEW CARE CENTER AT DELRAY		64	1	2%	65
HUNTSVILLE HOSPITAL LABORATORY		48	17	26%	65
ASSOCIATED CLINICAL LABORATORIES		58	7	11%	65
REDI MED LLC			65	100%	65
MINUTECLINIC DIAGNOSTIC OF SOUTH CAROLINA, LLC		59	6	9%	65
KR at Hillsborough Lakes/Lutz Healthcare		64	1	2%	65
CENTRAL BALDWIN IMMEDIATE CARE & FAMILY PRACTICE		50	15	23%	65
VIPEDIATRICS PLLC		61	4	6%	65
VIERA DEL MAR HEALTH AND REHABILITATION CENTER		63	2	3%	65
Oakhurst Center		65			65
SUNY UPSTATE MEDICAL UNIVERSITY		61	4	6%	65
URINEGOODHANDS LLC		63	2	3%	65
MANOR CARE OF BOYNTON BEACH LLC		64			64
VILLA MARIA WEST SKILLED NURSING FACILITY		58	6	9%	64
ADVENT HEALTH CENTRA CARE - POINCIANA		24	40	63%	64
OUT OF STATE		40	24	38%	64
CANOPY ON BERRYHILL, THE		48	16	25%	64
Centre Pointe Health and Rehabilitation Center		63	1	2%	64
WATERMARK LAKE POINTE WOODS LLC		64			64
LAB PLUS, LLC AT SAINT THOMAS WEST HOSPITAL		50	14	22%	64
VETERANS AFFAIRS ORLANDO VA MEDICAL CENTER			64	100%	64
DOCTORS MEMORIAL FAMILY PRACTICE	2	51	11	17%	64
DOLPHIN POINTE HEALTH CARE LLC		52	11	17%	63
VIERA HEALTH AND REHABILITATION CENTER		62	1	2%	63
WADSWORTH HEALTH CENTER		60	3	5%	63
HARBORCHASE OF NAPLES		56	7	11%	63
JOSEPH L MORSE GERIATRIC CENTER	2	59	2	3%	63
FOUNTAIN INN NURSING & REHABILITATION CTR, INC		58	5	8%	63
Sunnyside Nursing Home		60	3	5%	63
F&T MEDICAL RESEARCH, INC		63			63
ST VINCENT'S BIRMINGHAM		59	4	6%	63
BAY EDUCATORS WELLNESS CENTER		42	21	33%	63

COVID-19: testing by laboratory

Data through Dec 23, 2020 verified as of Dec 24, 2020 at 09:25 AM

Data in this report are provisional and subject to change.

The numbers in the table below represent the number of Florida and non-Florida residents for whom test results were received by the Department of Health. A person can be tested by more than one laboratory and can have both positive and negative results. **Therefore, the sum of the numbers in each column will be larger than the total number of people tested.**

Reporting lab	Inconclusive	Negative	Positive	Percent positive	Total
WORKPLACE SCREENING INTELLIGENCE			63	100%	63
APC PEDIATRICS AT RYE ROAD MEDICAL PARK		63			63
WINDSOR OAKS		62	1	2%	63
PLANTATION GENERAL HOSPITAL CLINICAL LAB		26	37	59%	63
SUMMER VISTA ASSISTED LIVING		38	25	40%	63
GULF COAST MEDICAL CENTER		61	2	3%	63
S-H THIRTY-FIVE OPCO- PORT ST LUCIE, LLC	1	62			63
EISENHOWER ARMY MEDICAL CENTER		59	4	6%	63
MED EXPRESS		6	56	90%	62
VILLAGE PEDIATRICS LLC		50	12	19%	62
CL BRUMBACK PRIMARY CARE CLINICS		16	46	74%	62
DOUGLAS T JACOBSON STATE VETERANS HOME		62			62
SUMMIT AT VENICE	2	56	4	6%	62
J FRANK AVEY MD		50	12	19%	62
CLEARWATER STATMED QUICK QUALITY CLINICS		29	33	53%	62
MD LABS		35	27	44%	62
NEMOURS CHILDREN'S PRIMARY CARE		51	11	18%	62
CORAL GABLES NURSING & REHABILITATION CENTER		55	7	11%	62
MIAMI BEACH COMMUNITY HEALTH CENTER			62	100%	62
FLORIDA DEPARTMENT OF HEALTH IN LIBERTY COUNTY		44	17	28%	61
ATRIUM AT LIBERTY PARK		60	1	2%	61
EMERALD COAST HOSPICE		60	1	2%	61
The Grove Health and Rehabilitation		44	17	28%	61
FAST TRACK URGENT CARE CENTER - BRANDON			61	100%	61
UNIVERSITY OF NORTH FLORIDA STUDENT HEALTH		58	3	5%	61
WASHINGTON REHABILITATION AND NURSING CENTER		51	9	15%	60
SENIOR LIVING VII TAMPA LLC	1	51	8	13%	60
EXACT SCIENCES LABORATORIES, LLC		15	45	75%	60
ISLAND COAST PEDIATRICS		56	4	7%	60
GRAND OAKS OF JENSEN BEACH LLC		60			60
NCH DOWNTOWN NAPLES HOSPITAL		1	59	98%	60
FAMILY MEDICAL CARE OF PALM BEACH		40	20	33%	60
IQBAL A FARUQUI MD		49	11	18%	60
NXGEN MDX		19	41	68%	60
PROMPT CARE OF CENTRAL FLORIDA			60	100%	60
SMA LAB		8	51	86%	59
INTERNAL LAB		50	9	15%	59
SUMMIT MEDICAL GROUP		55	4	7%	59
FLORIDA PEDIATRIC GROUP		27	32	54%	59
PROJECT HEALTH INC		49	10	17%	59
SANDY PINES	2	55	2	3%	59
MILLER BIOCONNECT		43	16	27%	59
MINNESOTA TWINS		56	3	5%	59
FRICKS PHARMACY		46	13	22%	59
BIOTECH		52	7	12%	59
THE CANOPY AT BERRYHILL		58			58

COVID-19: testing by laboratory

Data through Dec 23, 2020 verified as of Dec 24, 2020 at 09:25 AM

Data in this report are provisional and subject to change.

The numbers in the table below represent the number of Florida and non-Florida residents for whom test results were received by the Department of Health. A person can be tested by more than one laboratory and can have both positive and negative results. **Therefore, the sum of the numbers in each column will be larger than the total number of people tested.**

Reporting lab	Inconclusive	Negative	Positive	Percent positive	Total
EMBRY RIDDLE AERONAUTICAL UNIVERSITY HEALTH SERVICES			58	100%	58
DAYSPRING SENIOR LIVING LLC		57	1	2%	58
Solaris Senior Living North Naples ALF		53	5	9%	58
STONY BROOK SOUTHAMPTON		57	1	2%	58
CENTRA CARE POINCIANA	1	45	12	21%	58
EAST ALABAMA MEDICAL CENTER LABORATORY		50	8	14%	58
FAWCETT MEMORIAL HOSPITAL LABORATORY			58	100%	58
Margate Health and Rehabilitation Center		56	2	3%	58
POINTE, THE		56	2	3%	58
AMERICAN FAMILY MEDICAL		48	10	17%	58
KAPG FLEMING ISLAND SENIOR HOUSING OPCO LLC	1	56			57
MILLENIUIM PHYSICIANS GROUP		1	56	98%	57
ALZHEIMERS CARE CENTER OF VIERA LTD		37	20	35%	57
GENPATH			57	100%	57
ASCENSION SACRED HEART BAY LABORATORY		54	3	5%	57
ANTHEM LAKES LLC		57			57
Crystal Health & Rehab Center		57			57
MD 365 MEDICAL CARE PLLC		56			56
WHITE WILSON MEDICAL CENTER PA - NAVARRE			56	100%	56
Life Care Center of Sarasota		47	9	16%	56
JAMES A HALEY VETERANS HOSPITAL			56	100%	56
ROSECASTLE OF CITRUS		56			56
FLAGLER COLLEGE HEALTH SERVICES		39	17	30%	56
CARENOW LAKE MARY			56	100%	56
EAGLES WATCH CLUSTER		47	9	16%	56
MY CLINICAL LAB INC		4	52	93%	56
PEDIATRIC SPECIALISTS MEDICAL GROUP	1	54	1	2%	56
FAST TRACK URGENT CARE CENTER - WESLEY CHAPEL			56	100%	56
MOBILE PHYSICIAN SERVICES INC		54	2	4%	56
TWIN CREEKS ASSISTED LIVING & MEMORY CARE		53	2	4%	55
ADVENTHEALTH MEDICAL GROUP FAMILY MEDICINE AT		45	10	18%	55
TAVARES PEDIATRICS		51	4	7%	55
HUNTINGTON HOSPITAL LABORATORY		53	2	4%	55
CENTRAL FLORIDA HEALTHCARE GROUP LLC		48	7	13%	55
MINUTECLINIC, LLC #5817		48	7	13%	55
ARDEN COURTS OF DELRAY BEACH FL LLC		55			55
PALM BAY URGENT CARE		28	27	49%	55
HEARTLAND PEDIATRICS OF LAKE PLACID PA		44	11	20%	55
SONATA HUNTERS CREEK		47	8	15%	55
SUNSHINE URGENT CARE LLC		34	21	38%	55
BRENTWOOD RETIREMENT COMMUNITY	1	48	6	11%	55
CLERMONT HEALTH AND REHABILITATION CENTER		54			54
SARASOTA CO. HEALTH DEPT # 58		40	14	26%	54
UNITED LABORATORY SERVICES CORPORATION		38	16	30%	54
ALTERNATIVE LIVING, INC DBA TWIN CITIES PAVILION		54			54
CRAIG BERGER MD PL D/B/A BAY AREA EYE INSTITUTE		54			54

COVID-19: testing by laboratory

Data through Dec 23, 2020 verified as of Dec 24, 2020 at 09:25 AM

Data in this report are provisional and subject to change.

The numbers in the table below represent the number of Florida and non-Florida residents for whom test results were received by the Department of Health. A person can be tested by more than one laboratory and can have both positive and negative results. **Therefore, the sum of the numbers in each column will be larger than the total number of people tested.**

Reporting lab	Inconclusive	Negative	Positive	Percent positive	Total
CENTRA CARE - CONWAY		21	33	61%	54
JUNIPER VILLAGE AT NAPLES		53	1	2%	54
PORT SAINT LUCIE HOSPITAL		54			54
FAMILY HEALTH CENTERS OF SOUTHWEST FLORIDA INC		34	20	37%	54
CLERMONT HEALTH AND REHAB		40	14	26%	54
ST. CLOUD MEDICAL GROUP		54			54
TIFFANY HALL NURSING AND REHAB		44	10	19%	54
CENTURY CENTER FOR REHABILITATION & HEALING		38	15	28%	53
CERTUS MTD OPCP LLC		51	2	4%	53
Q ANSWER LAB	1	23	29	55%	53
MED COMP SCIENCES		1	52	98%	53
INDIGO MANOR		21	32	60%	53
FORT MYERS REHABILITATION AND NURSING CENTER		49	4	8%	53
PARKSIDE INN		52			52
BIG BOCA SMILES LLC		51	1	2%	52
REGENTS PARK OF BOCA RATON		50	2	4%	52
WILSON MEMORIAL REGIONAL MEDICAL CENTER		49	3	6%	52
ADVENT HEALTH		49	3	6%	52
MICRO PATH LABORATORIES INC		50	2	4%	52
INTERNAL MEDICINE SPECIALIST		46	6	12%	52
DOS OF NORTH SHORES NURSING & REHAB CENTER		52			52
VETERANS AFFAIRS MEDICAL CENTER - GULF COAST		27	25	48%	52
RESEARCH CENTERS OF AMERICA, LLC		39	12	24%	51
GULFVIEW MEDICAL INSTITUTE		51			51
CITRUS MEMORIAL HOSPITAL			51	100%	51
APOLLOMDX LABS		29	22	43%	51
AFTER HOURS PEDIATRICS INC	1	1	49	96%	51
AFC PHYSICIANS OF FLORIDA		37	14	27%	51
LECONTE MEDICAL CENTER LAB		37	14	27%	51
KINDRED HOSPITAL THE PALM BEACHES		48	2	4%	50
GATEWAY CARE CENTER		50			50
ADVENT HEALTH - PALM COAST		1	49	98%	50
SNH BRFL TENANT LLC		50			50
LENOX HILL HOSPITAL		46	4	8%	50
GV NAPLES OPCO, LLC		50			50
BROOKDALE FORT MYERS THE COLONY		50			50
SOMERBY LAKE NONA		48	1	2%	49
SOLARIS SENIOR LIVING NORTH NAPLES		48	1	2%	49
USF		1	48	98%	49
ZON BEACHSIDE LLC		39	10	20%	49
NITE LITE PEDIATRICS - PORT ST. LUCIE		42	7	14%	49
FHMG LAKE MARY PEDS		42	7	14%	49
PHYSICIANS PRIMARY CARE OF SOUTHWEST FLORIDA		39	10	20%	49
RIVERSIDE RECOVERY OF TAMPA		48	1	2%	49
SONATA BOCA RATON		48	1	2%	49
SOFT CELL LABORATORIES		45	3	6%	48

COVID-19: testing by laboratory

Data through Dec 23, 2020 verified as of Dec 24, 2020 at 09:25 AM

Data in this report are provisional and subject to change.

The numbers in the table below represent the number of Florida and non-Florida residents for whom test results were received by the Department of Health. A person can be tested by more than one laboratory and can have both positive and negative results. **Therefore, the sum of the numbers in each column will be larger than the total number of people tested.**

Reporting lab	Inconclusive	Negative	Positive	Percent positive	Total
KENDALL REGIONAL MEDICAL CENTER LAB	3		45	94%	48
ST FRANCIS HOSPITAL		42	6	13%	48
RESTORE HEALTH URGENT CARE		20	28	58%	48
ADVENT HEALTH CENTRA CARE - EAST ORLANDO		21	27	56%	48
GENEDX		36	12	25%	48
ELLENTON PEDIATRICS PA		44	4	8%	48
NORTH SHORE UNIVERSITY HOSPITAL LABORATORY		44	4	8%	48
ALLIANCE PEDIATRICS		24	24	50%	48
BIOIQ			48	100%	48
MEDICATION ROOMS-CSU/CI NURSE STATION	1	41	6	13%	48
BAY CENTER HURRICANE SHELTER		48			48
COURTYARD GARDENS OF JUPITER		48			48
NAPLES PEDIATRICS INC□		43	5	10%	48
BARRY UNIVERSITY STUDENT HEALTH SERVICES		37	10	21%	47
FLORIDA ATLANTIC UNIVERSITY STUDENT HEALTH		35	12	26%	47
ALEXANDER NININGER STATE VETERANS		47			47
ORLANDO HEALTH AND REHAB CENTER		12	35	74%	47
INTERLAB		1	46	98%	47
ALLEGRO		47			47
ADVENT HEALTH CENTRA CARE - SAND LAKE		18	29	62%	47
SEMINOLE SPORTS AND FAMILY MEDICINE		46	1	2%	47
PEDIATRIC CARE CENTER- JACKSONVILLE BEACH		19	28	60%	47
TRINITY AL SENIOR HOUSING LLC□		44	3	6%	47
SONNIS PEDIATRICS PA		45	1	2%	46
PREMIER PLACE HEALTHCARE AT THE GLENVIEW		46			46
HEALTH DESIGNS		40	6	13%	46
A COUNTRY PLACE ASSISTED LIVING FACILITY		46			46
CHILDREN'S HOSPITAL OF ALABAMA		45	1	2%	46
ST MARK VILLAGE		43	3	7%	46
RIVER TOWN DIAGNOSTIC LLC		14	32	70%	46
FAMILY EXTENDED CARE OF CENTRAL TAMPA		46			46
HARBORCHASE OF VERO BEACH		43	3	7%	46
EAST MANATEE FAMILY	1	1	44	96%	46
H LEE MOFFITT CANCER CENTER MICRO		46			46
HARTFORD HEALTH SERVICES LLC		46			46
PALMS EDGE		43	3	7%	46
ALTAMONTE PEDIATRIC ASSOCIATES		31	14	31%	45
TELESCOPE HEALTH LLC	2	35	8	18%	45
ELMCROFT OF BELLA VITA□		37	8	18%	45
CATHOLIC HEALTH SERVICES REGIONAL LAB		41	4	9%	45
MEDIPATH LLC			45	100%	45
ISLAND DOCTORS			45	100%	45
SOUTHPORT SQUARE HARBOUR HEALTH		45			45
NAVARRE GARDENS		41	4	9%	45
PRIME HEALTH OF NORTH PORT LLC		41	4	9%	45
UNIVERSITY OF CENTRAL FLORIDA HEALTH SERVICES		45			45

COVID-19: testing by laboratory

Data through Dec 23, 2020 verified as of Dec 24, 2020 at 09:25 AM

Data in this report are provisional and subject to change.

The numbers in the table below represent the number of Florida and non-Florida residents for whom test results were received by the Department of Health. A person can be tested by more than one laboratory and can have both positive and negative results. **Therefore, the sum of the numbers in each column will be larger than the total number of people tested.**

Reporting lab	Inconclusive	Negative	Positive	Percent positive	Total
PEDIATRICS IN BREVARD PA- ROCKLEDGE		39	6	13%	45
ADVENT HEALTH MEDICAL GROUP OB GYN AT		39	6	13%	45
ALLIANCE OF PHYSICIANS AGAINST COVID-19			44	100%	44
FLORIDA HEALTH CARE		6	38	86%	44
PEDIATRICS OF CENTRAL FLORIDA – SAINT CLOUD	2	40	2	5%	44
PINNACLES PEDS CARE PA		44			44
AMERICAN FAMILY MEDICAL LLC		30	14	32%	44
STEINHATCHEE FAMILY MEDICAL CENTER□		40	4	9%	44
HEALTH FIRST - CAPE CANAVERAL HOSPITAL		1	43	98%	44
PALM BAY PEDIATRICS		33	11	25%	44
BioReference Laboratories, Inc		6	38	86%	44
VISITING PHYSICIANS ASSOCIATION		40	4	9%	44
EXPERTUS LABORATORIES INC		17	27	61%	44
MOOSEHAVEN LIFE CARE CENTER		44			44
BAPTIST MEDICAL CENTER SOUTH		32	12	27%	44
WINTER GARDEN REHAB AND NURSING CENTER		40	3	7%	43
ADVANCED MEDICAL GROUP		1	42	98%	43
WASHINGTON REHAB AND NURSING		41	2	5%	43
ADVENT HEALTH - LAKE MARY		35	8	19%	43
CARENOW URGENT CARE - LAKE MARY			43	100%	43
OKEECHOBEE COUNTY HEALTH DEPT	1	29	13	30%	43
SOUTHEAST ALABAMA MEDICAL CENTER			43	100%	43
PANAMA PHARMACY	2	36	5	12%	43
RITECARE MED CTR H			43	100%	43
MAGNOLIA FAMILY URGENT CARE		40	3	7%	43
STUART URGENT CARE			43	100%	43
LAKE MARY KIDS CENTRA CARE		33	10	23%	43
Darcy Hall Of Life Care		43			43
MAINSTREAM DIAGNOSTIC LABORATORY LLC		37	6	14%	43
Guardian Care Nursing and Rehabilitation Center		43			43
QUOTIENT SCIENCES			43	100%	43
BRANCH MEDICAL CLINIC			43	100%	43
ADVENT HEALTH - MOUNT DORA		6	37	86%	43
ROSECASTLE AT DELANEY CREEK		41	1	2%	42
Atlantic Shore Nursing and Rehab		42			42
GREENLEAF ALF		42			42
PATRICK AIR FORCE BASE		3	39	93%	42
TROY REGIONAL MEDICAL CENTER		34	8	19%	42
FLORIDA HOSPITAL		26	16	38%	42
MALCOM RANDALL DEPT OF VAMC			42	100%	42
MAIMONIDES-SHALOM ACADEMY, INC		40	1	2%	41
NEW SMYRNA BEACH URGENT CARE			41	100%	41
MINUTECLINIC LLC #1350		37	4	10%	41
FAMILY EXTENDED CARE OF WINTER HAVEN		39	2	5%	41
PRECISION HEALTH SOLUTIONS LAB		9	32	78%	41
CLINICA HISPANA			41	100%	41

COVID-19: testing by laboratory

Data through Dec 23, 2020 verified as of Dec 24, 2020 at 09:25 AM

Data in this report are provisional and subject to change.

The numbers in the table below represent the number of Florida and non-Florida residents for whom test results were received by the Department of Health. A person can be tested by more than one laboratory and can have both positive and negative results. **Therefore, the sum of the numbers in each column will be larger than the total number of people tested.**

Reporting lab	Inconclusive	Negative	Positive	Percent positive	Total
REDI-MED WALK-IN FAMILY CARE			41	100%	41
Peninsula Care and Rehab		39	2	5%	41
FLORIDA HOSPITAL NEW SMYRNA		4	37	90%	41
SOLARIS HEALTHCARE BAYONET POINT		40	1	2%	41
CENTRA CARE - APOPKA	1	2	38	93%	41
EMERALD COAST BEHAVIORAL HOSPITAL		39	2	5%	41
PEDIATRICS OF CENTRAL FLORIDA KISSI		33	8	20%	41
MID FLORIDA PATHOLOGY LLC MOBILE UNIT #4		23	17	43%	40
BROWARD HEALTH MEDICAL CENTER CLINICAL LAB			40	100%	40
Cross Landings Health and Rehabilitation		40			40
ARBOR TERRACE SAN JOSE LLC		39	1	3%	40
PRIDE DIAGNOSTICS		24	16	40%	40
SUSANNA WESLEY HEALTH CENTER		36	4	10%	40
DAVID POSNACK JEWISH DAY SCHOOL		40			40
KINDRED HOSPITAL MELBOURNE		40			40
POPLAR HEALTHCARE PLLC	1	11	28	70%	40
INN AT THE FOUNTAINS, THE		34	6	15%	40
WELL HEALTH WORKS		39	1	3%	40
SUNRISE URGENT CARE ASSOCIATES LLC D/B/A	1	13	25	64%	39
BAY COUNTY JAIL ANNEX		34	5	13%	39
CLINICAL RESEARCH SEQUENCING PLATFORM		8	31	79%	39
TGH URGENT CARE POWERED BY FAST TRACK			39	100%	39
COOPER FAMILY MEDICAL, PLLC		34	5	13%	39
NEXT MOLECULAR ANALYTICS		9	30	77%	39
URGENT CARE & WELLNESS CENTER		10	29	74%	39
ADVENT HEALTH EXPRESS CARE		3	36	92%	39
BRONX LEBANON HOSPITAL-MEDICAL CENTER		36	3	8%	39
ROCKLEDGE REGIONAL MEDICAL CENTER		30	9	23%	39
MARTIN ACQUISITION 1 LLC DBA		37	2	5%	39
OPPENHEIMER PLASTIC SURGERY LLC		37	2	5%	39
MEDEX MEDICAL EXPRESS OF PALATKA LLC			39	100%	39
PALM RIVER COMMUNITY HEALTH CENTER		33	5	13%	38
CLARE BRIDGE OF SARASOTA		37	1	3%	38
CHAMBREL AT ISLAND LAKE		37	1	3%	38
FIRST CHOICE URGENT CARE		10	28	74%	38
FLORIDA HEALTH CARE DELAND			38	100%	38
BOND CLINIC, PA		9	29	76%	38
RAINBOW PEDIATRICS PC LLC / BREAKFAST POINT		38			38
CAPITAL REGIONAL MEDICAL CENTER		2	36	95%	38
ADVENT HEALTH - LAKE WALES		28	10	26%	38
FLORIDA MEDICAL CLINIC PA		35	3	8%	38
UNIVERSITY OF ALABAMA		35	3	8%	38
HOMEWOOD RESIDENCE AT FREEDOM PLAZA		37	1	3%	38
SARATOGA HOSPITAL LABORATORY		35	3	8%	38
NEW YORK PRESBYTERIAN - QUEENS DIAGNOSTIC		37	1	3%	38
BOND CLINIC PA		8	30	79%	38

COVID-19: testing by laboratory

Data through Dec 23, 2020 verified as of Dec 24, 2020 at 09:25 AM

Data in this report are provisional and subject to change.

The numbers in the table below represent the number of Florida and non-Florida residents for whom test results were received by the Department of Health. A person can be tested by more than one laboratory and can have both positive and negative results. **Therefore, the sum of the numbers in each column will be larger than the total number of people tested.**

Reporting lab	Inconclusive	Negative	Positive	Percent positive	Total
ARBOR OAKS AT TYRONE	2	36			38
PATHOGENIUS LABORATORIES		30	7	19%	37
CANTERFIELD OF CLAY COUNTY		36	1	3%	37
KINDRED HOSPITAL-BAY AREA-ST PETERSBURG LAB		37			37
OAK MANOR NURSING HOME		36	1	3%	37
SOMERBY OF SANTA ROSA BEACH		35	2	5%	37
FLORIDA DEPARMENT OF HEALTH CLAY COUNTY		25	12	32%	37
BOULEVARD REHABILITATION CENTER		24	13	35%	37
PENNSYLVANIA DEPT OF HEALTH		20	17	46%	37
ROCHESTER GENERAL HOSPITAL LABORATORY		36	1	3%	37
ONE MILO		37			37
FAMILY EXTENDED CARE OF SEBRING INC		35	2	5%	37
MINUTECLINIC LLC #8927		30	7	19%	37
HOSPICE OF ST FRANCIS INC□		36	1	3%	37
THE COLLIER AT NAPLES		36	1	3%	37
MACADAMS HOME HEALTH AGENCY		37			37
PONCE THERAPY CARE CENTER		34	3	8%	37
FHMG_CTR FOR SENIOR HEALTH		32	5	14%	37
INTERNAL MEDICINE & PEDIATRICS OF TAMPA BAY PA		24	12	33%	36
MINUTECLINIC LLC #5187		33	3	8%	36
CAPE REGIONAL MEDICAL CENTER		35	1	3%	36
COOPER FAMILY MEDICAL PLLC		27	9	25%	36
QUALITY URGENT CARE AND WELLNESS PL		26	10	28%	36
DOH-WEST PALM BEACH BRANCH LABORATORY		2	34	94%	36
CHARLES CROFT MD	1	35			36
JERICO URGENT CARE		33	3	8%	36
TRADITIONAL HOME HEALTH OF PALM BEACH INC		36			36
CYPRESS COVE		34	2	6%	36
STEWART SEBASTIAN RIVER MEDICAL CENTER		27	9	25%	36
BEACHES PEDIATRICS PA		35	1	3%	36
LOURDES HOSPITAL INC		34	2	6%	36
BUECHELE DENTAL PA DBA CLERMONT FAMILY DENTISTRY		32	4	11%	36
PREMIER MEDICAL ASSOCIATES		36			36
BVL/LITTLE ANGEL PEDIATRICS		36			36
ROHR HOME		33	3	8%	36
BENTON HOUSE OF ST. JOHNS		36			36
MENTAL HEALTH CARE INC		31	5	14%	36
P23 LABS		35			35
ECOLAB GROUP		7	28	80%	35
IRL		4	31	89%	35
CARDIOLOGY AND MEDICINE ASSOCIATES		26	9	26%	35
IMA MEDICAL GROUP		23	12	34%	35
NORTH FLORIDA SPINE AND WELLNESS		30	5	14%	35
LAKELAND REGIONAL HEALTH LAKE MIRIAM		3	32	91%	35
HR SARASOTA OPERATOR LLC		25	10	29%	35
BAYSHORE PATHOLOGY		34	1	3%	35

COVID-19: testing by laboratory

Data through Dec 23, 2020 verified as of Dec 24, 2020 at 09:25 AM

Data in this report are provisional and subject to change.

The numbers in the table below represent the number of Florida and non-Florida residents for whom test results were received by the Department of Health. A person can be tested by more than one laboratory and can have both positive and negative results. **Therefore, the sum of the numbers in each column will be larger than the total number of people tested.**

Reporting lab	Inconclusive	Negative	Positive	Percent positive	Total
GRAND ST PAUL CVS		35			35
ADVENT HEALTH - FISH MEMORIAL		2	33	94%	35
CORAL GABLES HOSPITAL			34	100%	34
PARAMOUNT WALK-IN CLINIC		1	33	97%	34
MIAMI VA HEALTHCARE SYSTEM			34	100%	34
CEDAR CREEK AT KINGS BAY INC		34			34
life Care Center of Melbourne		20	14	41%	34
CENTRA CARE - LAKE NONA		3	31	91%	34
HOSPICE OF THE EMERALD COAST INC - PANAMA CITY		33	1	3%	34
BIOREFERENCE LABORATORIES		3	31	91%	34
BRIGHTON EGGERT PHARMACY INC		33	1	3%	34
ADVANCED MEDICAL OF NAPLES LLC			34	100%	34
BROOKDALE PALMER RANCH	1	32	1	3%	34
NORTH FLORIDA INTERNAL MEDICINE PA		28	6	18%	34
MOLECULAR DIAGNOSTICS		1	33	97%	34
CROSS CITY REHABILITATION AND HEALTH CARE CENTER		34			34
ADVENTHEALTH EXPRESS CARE AT WALGREENS 49TH STREET		27	7	21%	34
NEOGENOMICS LABORATORIES INC		34			34
HAWTHORN HOUSE		28	6	18%	34
AYERS NURSING AND REHABILITATION CENTER		33			33
SANFORD MOBILE LAB PGA TOUR		32	1	3%	33
EC OPCO PENSACOLA, LLC		33			33
BARKLEY PLACE		33			33
BOND CLINIC		3	30	91%	33
SH HERON EAST LLC		33			33
MEDLOGIC LABORATORIES		3	30	91%	33
Kensington Gardens		33			33
AHSE ROP		32	1	3%	33
Palms at Ponte Vedra Assisted Living and Memory Care		32	1	3%	33
ST. MARYS MEDICAL CENTER		1	32	97%	33
ADVENTIST HEALTH SYSTEM FLORIDA		26	7	21%	33
INTERNAL MEDICINE ASSOCIATES PA		31	2	6%	33
ACCURATE DIAGNOSTIC LAB		32	1	3%	33
LITTLE NECK URGENT CARE		32	1	3%	33
PRMG - EAST NAPLES		23	10	30%	33
TERRACE AT HOBE SOUND, THE	1	31	1	3%	33
QHC UPSTATE MEDICAL PC		28	5	15%	33
CHERRY OAK PALM BEACH COUNTY		33			33
MARQUIS LABS, LLC		33			33
KAPG ST AUGUSTINE SENIOR HOUSING OPCO LLC		33			33
KINDRED HOSPITAL - SOUTH FLORIDA		33			33
SEMINOLE TRIBE OF FLORIDA		25	8	24%	33
WESTMINSTER ST AUGUSTINE		32			32
MINUTECLINIC DIAGNOSTIC OF RHODE ISLAND, LLC #1544		31	1	3%	32
PalM Garden of Largo		32			32
DOH		17	15	47%	32

COVID-19: testing by laboratory

Data through Dec 23, 2020 verified as of Dec 24, 2020 at 09:25 AM

Data in this report are provisional and subject to change.

The numbers in the table below represent the number of Florida and non-Florida residents for whom test results were received by the Department of Health. A person can be tested by more than one laboratory and can have both positive and negative results. **Therefore, the sum of the numbers in each column will be larger than the total number of people tested.**

Reporting lab	Inconclusive	Negative	Positive	Percent positive	Total
BIOFIRE		7	25	78%	32
PENSACOLA PEDIATRICS, PA		27	5	16%	32
AMERICAN HOUSE COCONUT POINT		30	2	6%	32
VENICE REGIONAL MEDICAL CENTER BAYFRONT HEALTH		10	22	69%	32
NORTHWELL HEALTH PLAINVIEW HOSPITAL LABORATORY		25	7	22%	32
RASHDA ALBIBI M.D. P.A.		30	2	6%	32
HOLZER HEALTH CENTER			32	100%	32
ST AUGUSTINE PEDIATRIC ASSOC		30	2	6%	32
EGLIN AFB		9	23	72%	32
AZALEA TRACE PHYSICIAN SERVICES		32			32
QUICK CARE MED LLC		26	6	19%	32
KINDRED AT HOME		26	6	19%	32
MISSION OAKS ASSISTED LIVING□		31	1	3%	32
METRO KNOXVILLE HMA		25	7	22%	32
COLLIER HMA PHYSICIAN MANAGEMENT LLC		26	6	19%	32
PHYSICIAN ASSOCIATES LLC		26	6	19%	32
ORCHID COVE AT DAYTONA		29	3	9%	32
OPIS COQUINA CENTER		32			32
REGENCY PARK ASSISTED LIVING FACILITY		29	2	6%	31
AU HEALTH		26	5	16%	31
MANOR CARE OF PALM HARBOR		31			31
ESCAMBIA COUNTY JAIL		18	13	42%	31
VILLAGE ON THE ISLE□		27	4	13%	31
NIGHT LITE PEDIATRICS URGENT CARE CENTER			31	100%	31
KINDRED HOSPITAL NORTH FLORIDA		29	2	6%	31
EC OPCO CARROLLWOOD LLC		25	6	19%	31
VETERANS HOME			31	100%	31
DISCOVERY COMMONS AT BRADENTON		31			31
CRANE CENTER		22	9	29%	31
FLORIDA MEDICAL CLINIC LLC		21	10	32%	31
QUALITY URGENT CARE AND WELLNESS		23	8	26%	31
WEST ISLIP URGENT CARE		31			31
Life Care Center at Inverrary		31			31
IPSUM DIAGNOSTICS		3	28	90%	31
REDI-MED WALK IN FAMILY CLINIC			31	100%	31
PECONIC BAY MEDICAL CENTER LABORATORY		24	6	20%	30
ADVENT HEALTH CENTRA CARE - APOPKA NORTH		10	20	67%	30
LabCorp L#09258130 M#09258125		12	18	60%	30
SOUTHERN LABORATORY		6	24	80%	30
NADAL PEDIATRICS		25	5	17%	30
FHMG- FLORIDA HOSPITAL MEDICAL GROUP		22	8	27%	30
HERITAGE WATERSIDE		27	3	10%	30
AMEERAH LABS			30	100%	30
PHOSPHORUS DIAGNOSTICS		27	3	10%	30
PERSONAL PEDIATRICS		27	3	10%	30
STEWART MEDICAL GROUP, INC		21	9	30%	30

COVID-19: testing by laboratory

Data through Dec 23, 2020 verified as of Dec 24, 2020 at 09:25 AM

Data in this report are provisional and subject to change.

The numbers in the table below represent the number of Florida and non-Florida residents for whom test results were received by the Department of Health. A person can be tested by more than one laboratory and can have both positive and negative results. **Therefore, the sum of the numbers in each column will be larger than the total number of people tested.**

Reporting lab	Inconclusive	Negative	Positive	Percent positive	Total
LCS SANDHILL COVE LLC DBA		29	1	3%	30
BRIDGEVIEW CENTER LLC		27	3	10%	30
Crossbreeze care center		29	1	3%	30
HERNANDO COUNTY FIRE RESCUE DISTRICT		12	18	60%	30
BELVEDERE COMMONS OF SUN CITY CENTER		29			29
WUESTHOFF MEMORIAL HOSPITAL			29	100%	29
WESTWOOD NURSING AND REHABILITATION		28	1	3%	29
JACKSONVILLE UNIVERSITY		27	2	7%	29
UNIV OF ROCHESTER-STRONG MEMORIAL HOSP		28	1	3%	29
AMERICAN HOUSE SENIOR LIVING		29			29
UNIVERSITY HOSPITAL		25	4	14%	29
IMA MEDICAL GROUP POINCIANA		14	15	52%	29
TAYLORVILLE FAMILY MEDICINE		22	7	24%	29
SUNTREE INTERNAL MEDICINE		29			29
P4CLINICAL	3	2	24	83%	29
LAKE HOWELL FAMILY MEDICINE ASSOCIATES		23	6	21%	29
TRADITIONAL HOME CARE INC		29			29
COMPREHENSIVE CHILDCARE		23	6	21%	29
NEMOURS CHILDRENS CLINIC		22	7	24%	29
A2Z DIAGNOSTICS		29			29
PRINCETON VILLAGE		26	3	10%	29
TITUSVILLE FAMILY PRACTICE		14	15	52%	29
CENTRA CARE - DR. PHILLIPS		1	28	97%	29
Golfview Healthcare Center		29			29
JACKSON HEALTH SYSTEM		1	28	97%	29
NIGHT LITE PEDIATRICS CENTER LLC		8	20	71%	28
WATERCREST ST LUCIE WEST		27	1	4%	28
PALM GARDEN OF JACKSONVILLE		27	1	4%	28
PORT ST LUCIE HOSPITAL		25	3	11%	28
MEDRITE URGENT CARE		20	8	29%	28
PINELLAS COUNTY JAIL			28	100%	28
MEDICAL CONSULTANTS OF FLORIDA LLC		27	1	4%	28
FERN PARK DEVELOPMENTAL CENTER			28	100%	28
Heartland Health Care Center North Sarasota		18	10	36%	28
MAUREEN OROURKE-FUTEY			28	100%	28
BALMORAL TENANT SERVICES INC		28			28
ACTIVE SENIOR LIVING		26	2	7%	28
PICH KTM CORP DBA MEDTOWN PHARMACY		26	2	7%	28
FLORIDA HEALTH CARE PLANS INC		1	27	96%	28
LONGLEAF DIAGNOSTIC LABORATORIES		3	25	89%	28
UCLA HEALTHCARE CLINICAL LABS		23	4	15%	27
EXPRESS CARE OF BELLEVIEW		27			27
CONNECTICUT DEPARTMENT OF HEALTH		22	5	19%	27
LAKE CITY VA MEDICAL CENTER			27	100%	27
COASTAL INTERNAL MEDICINE		21	6	22%	27
HOLISTIC PEDIATRICS GROUP LLC		25	2	7%	27

COVID-19: testing by laboratory

Data through Dec 23, 2020 verified as of Dec 24, 2020 at 09:25 AM

Data in this report are provisional and subject to change.

The numbers in the table below represent the number of Florida and non-Florida residents for whom test results were received by the Department of Health. A person can be tested by more than one laboratory and can have both positive and negative results. **Therefore, the sum of the numbers in each column will be larger than the total number of people tested.**

Reporting lab	Inconclusive	Negative	Positive	Percent positive	Total
GOOD HEARTS COVID TESTING		8	19	70%	27
MINUTE CLINIC INCORPORATE		22	5	19%	27
PLAINVIEW URGENT CARE		26	1	4%	27
ARIZONA DEPARTMENT OF HEALTH SERVICES			27	100%	27
EVERLYWELL		15	12	44%	27
EDEN AT CRESTVIEW		12	15	56%	27
LAKELAND NURSING AND REHABILITATION CENTER			27	100%	27
HARMONY CLINIC		1	26	96%	27
BRISTOL AT TAMPA, THE		23	4	15%	27
SANTA BARBARA CARE CENTER		17	10	37%	27
OAKTREE HEALTHCARE			27	100%	27
CDC		17	10	37%	27
MAINSTREET FAMILY URGENT CARE		1	26	96%	27
SUNCOAST LABS			27	100%	27
BISHOP GRADY VILLAS		27			27
NORTH FLORIDA PEDIATRICS		25	1	4%	26
HEALTH FIRST - VIERA HOSPITAL		1	25	96%	26
MONCRIEF ARMY HEALTH CLINIC			26	100%	26
LOOP PEDIATRICS		22	4	15%	26
CENTRA CARE - SAND LAKE		1	25	96%	26
THE MINIER URGENT CARE		20	6	23%	26
WHOLE FAMILY HEALTH CENTER INC		18	8	31%	26
LONG ISLAND JEWISH MED CTR		25	1	4%	26
LINCOLN DIAGNOSTIC LAB		25	1	4%	26
SUMMIT MEDICAL GROUP PA		26			26
WILLOWBROOKE COURT AT ST ANDREWS ESTATES		22	4	15%	26
HIGHLANDS LAKE CENTER		26			26
CDR MAGUIRE - MIAMI BEACH CC MISSION 17388		2	24	92%	26
PULMONARY SPECIALISTS OF THE PALM BEACHES		16	10	38%	26
FELICIDAD MEDICAL CENTER			26	100%	26
UNION MEDICAL CARE		26			26
ADVENT HEALTH PARTIN SETTLEMENT HEALTH PARK		18	8	31%	26
PALM BAY HOSPITAL			26	100%	26
FAST TRACK URGENT CARE CENTER - SEMINOLE			26	100%	26
Mt Sinai Aventura			26	100%	26
NOVARI CARE LLC		20	5	20%	25
PENSACOLA DEVELOPMENTAL CENTER		9	16	64%	25
WAVE CREST HEALTH AND REHABILITATION CENTER		25			25
LEVY COUNTY DEPARTMENT OF HEALTH		20	5	20%	25
VITAS HEALTHCARE CORP OF FLORIDA		25			25
RJ LEE GROUP	1	23	1	4%	25
STATEN ISLAND UNIVERSITY HOSPITAL-POUCH		25			25
ADVENT HEALTH CENTRA CARE - LAKE BUTLER BOULEVARD			25	100%	25
BEEHIVE HOMES OF GULF BREEZE		19	6	24%	25
FIRSTCARE CLINIC		7	18	72%	25
BOCA BIOLISTIC REFERENCE LAB			25	100%	25

COVID-19: testing by laboratory

Data through Dec 23, 2020 verified as of Dec 24, 2020 at 09:25 AM

Data in this report are provisional and subject to change.

The numbers in the table below represent the number of Florida and non-Florida residents for whom test results were received by the Department of Health. A person can be tested by more than one laboratory and can have both positive and negative results. **Therefore, the sum of the numbers in each column will be larger than the total number of people tested.**

Reporting lab	Inconclusive	Negative	Positive	Percent positive	Total
ENCOMPASS HEALTH REHABILITATION HOSPITAL		25			25
SANITAS		4	21	84%	25
PRACTICE MANAGEMENT OF AMERICA, INC.		3	22	88%	25
RENAISSANCE AT THE TERRACES		25			25
FAMILY CARE PARTNERS		15	10	40%	25
LAFAYETTE NURSING AND REHABILITATION CENTER		25			25
ARCPPOINT LABS OF FORT LAUDERDALE		25			25
MED ONE AT SAINT AUGUSTINE		20	5	20%	25
BAY COUNTY SHERIFFS OFFICE JAIL FACILITY		21	4	16%	25
PORT CHARLOTTE REHABILITATION CENTER		22	3	12%	25
CDR MAGUIRE INC	1	2	22	88%	25
WOMENS CARE FLORIDA LABORATORY		25			25
MAGNOLIA MEDICAL CLINIC		1	24	96%	25
ST. CLOUD HOSPITAL		20	5	20%	25
JA POC MANUAL SUBSECTION		23	2	8%	25
UNIPATH		18	7	28%	25
MINUTE CLINIC LLC #2216		23	1	4%	24
SEVEN HILLS HEALTH AND REHABILITATION CENTER		24			24
GRAMERCY PARK URGENT CARE		24			24
PORT SAINT JOHN FAMILY PRACTICE		18	6	25%	24
TRUGENX		1	23	96%	24
NORTH FLORIDA MEDICAL CENTER		22	2	8%	24
AFTER HOURS PEDIATRICS			24	100%	24
WELLOW URGENT CARE		23	1	4%	24
BROOKDALE JENSEN BEACH □		24			24
UNION MEDICAL CARE PLLC		24			24
ISLAND URGENT CARE PLLC		24			24
AVENTIS BIO-SERVICES CTL		24			24
MINUTECLINIC DIAGNOSTIC OF RHODE ISLAND, LLC #212		24			24
Coastal Health and Rehabilitation Center		23	1	4%	24
THE CHAPPEL GROUP RESEARCH		24			24
SENIOR HEALTH OF WINTER PARK DUNDEE		24			24
HERITAGE OAKS ASSISTED LIVING & MEMORY CARE		20	4	17%	24
TUKA PEDIATRICS		1	23	96%	24
HOME CARE PHARMACY		24			24
VILLAGES REHABILITATION AND NURSING CENTER		24			24
WESTMINSTER WOODS ON JULINGTON CREEK		22	2	8%	24
MEDCOMP SCIENCES			24	100%	24
COURTYARDS OF ORLANDO		24			24
University Hills health and Rehabilitation		15	9	38%	24
TARPON BAYOU CENTER			24	100%	24
MADWAR		19	5	21%	24
LABORATORY DYNAMICS		20	4	17%	24
WEST		14	10	42%	24
CITYMD OF MANAHAWKIN		22	2	8%	24
WEST VOLUSIA FAMILY AND SPORTS MEDICINE		23			23

COVID-19: testing by laboratory

Data through Dec 23, 2020 verified as of Dec 24, 2020 at 09:25 AM

Data in this report are provisional and subject to change.

The numbers in the table below represent the number of Florida and non-Florida residents for whom test results were received by the Department of Health. A person can be tested by more than one laboratory and can have both positive and negative results. **Therefore, the sum of the numbers in each column will be larger than the total number of people tested.**

Reporting lab	Inconclusive	Negative	Positive	Percent positive	Total
SOLARIS SENIOR LIVING OF MERRITT ISLAND		23			23
WOLFF CTR FOR CHILD & ADOLESCENT HEALTH PLLC,THE		18	5	22%	23
HENNEPIN COUNTY MEDICAL CENTER (HCMC)		12	11	48%	23
CARE ONE OF FLORIDA		8	15	65%	23
DEVELOPMENTAL DISABILITIES DEFENDANT PROGRAM		23			23
UNIVERSITY HILLS HEALTH AND REHABILITATION CENTER		18	5	22%	23
UF HEALTH NORTH JACKSONVILLE			23	100%	23
PENSACOLA PEDIATRICS - PACE		16	7	30%	23
PARK WEST MEDICAL CENTER		22	1	4%	23
STATE LAB		2	21	91%	23
STUART LODGE LIVING LLC		4	19	83%	23
NOBLE SENIOR LIVING		3	20	87%	23
PROFESSIONAL HEALTH EXAMINERS		19	4	17%	23
MOOSEHAVEN HEALTH CENTER		12	11	48%	23
MINUTECLINIC LLC #3748		19	4	17%	23
SPRING MANOR ASSISTED LIVING		23			23
MINUTECLINIC DIAGNOSTIC OF TEXAS, LLC		20	3	13%	23
CSL PLASMA INC		3	20	87%	23
ISLAND COAST PEDIATRICS PA		22	1	4%	23
CENTRAL FLORIDA PEDIATRICS		13	10	43%	23
THE TERRACE OF JACKSONVILLE		3	20	87%	23
EGL GENETIC DIAGNOSTICS		1	22	96%	23
ROYAL PALM SENIOR RESIDENCE		22			22
BAPTIST HEALTH SOUTH FLORIDA - WEST BOCA URGENT CARE			22	100%	22
BROOKDALE UNIVERSITY HOSPITAL		21	1	5%	22
KEY PRIMARY CARE			22	100%	22
SUNQUEST		3	19	86%	22
ADVENT HEALTH - LAKE MARY PEDIATRICS		15	7	32%	22
BONIFAY NURSING AND REHAB CENTER			22	100%	22
ROCKLEDEGE REGIONAL MEDICAL CENTER		17	5	23%	22
PLANT CITY PEDIATRICS		21	1	5%	22
FHMG-FLORIDA HOSPITAL MEDICAL GROUP		19	3	14%	22
FIRST CHOICE PEDIATRICS LOOP		20	2	9%	22
WARDE MEDICAL LABORATORY		15	7	32%	22
FLORIDA PEDIATRICS		6	16	73%	22
WESTPAC LABS		1	21	95%	22
WUESTHOFF MEDICAL CENTER-MELBOURNE			22	100%	22
MILLENNIUM PHYSICIAN GROUP LLC		18	4	18%	22
MADISON COUNTY MEMORIAL HOSP		12	10	45%	22
WASHINGTON COUNTY HEALTH DEPARTMENT		11	11	50%	22
SARASOTA MEMORIAL NURSING & REHABILITATION CTR		22			22
MAKO MEDICAL		14	8	36%	22
APOLLO SURGERY CENTER		20	2	9%	22
ERDOX		21	1	5%	22
MOBILE DIVISION LABORATORY		7	15	68%	22
PREMIER MEDICAL ASSOCIATES ALL FLORIDA LLC		22			22

COVID-19: testing by laboratory

Data through Dec 23, 2020 verified as of Dec 24, 2020 at 09:25 AM

Data in this report are provisional and subject to change.

The numbers in the table below represent the number of Florida and non-Florida residents for whom test results were received by the Department of Health. A person can be tested by more than one laboratory and can have both positive and negative results. **Therefore, the sum of the numbers in each column will be larger than the total number of people tested.**

Reporting lab	Inconclusive	Negative	Positive	Percent positive	Total
VASSAR BROTHERS MEDICAL CENTER LABORATORY		21	1	5%	22
SEA PINES REHABILITATION HOSPITAL		22			22
DIACARTA INC.		22			22
COLONY CARE CENTER		13	9	41%	22
NIGHT LITE PEDIATRIC CENTER		10	12	55%	22
TEN HEALTHCARE		6	16	73%	22
RIVERHEAD URGENT CARE		21			21
UPMC CHAUTAUQUA AT WCA LABORATORY		20	1	5%	21
MCW MENTAL HEALTH LLC		21			21
WINDERMERE MEDICAL CENTER		18	3	14%	21
GASTROENTEROLOGY ASSOCIATES OF PENSACOLA PA		20	1	5%	21
GENESIS DERMATOLOGY		19	2	10%	21
VALENCIA HOUSE ALF		21			21
DELAND WELLNESS CENTER			21	100%	21
PATHGROUP			21	100%	21
PANCARE HEALTH - BONIFAY K-8			21	100%	21
The Care Center at Pinellas Park		18	3	14%	21
ADDINGTON PLACE AT WELLINGTON GREEN		21			21
WEST BROWARD CARE CENTER		20	1	5%	21
RENAISSANCE SENIOR LIVING	1	20			21
MOBILE MEDICAL ASSOCIATES PL		9	12	57%	21
TGH URGENT CARE - RIVERVIEW			21	100%	21
ST JUDE CHILDRENS RESEARCH HOSPITAL		21			21
MONTEFIORE NEW ROCHELLE HOSPITAL		20	1	5%	21
CROSSWINDS HEALTH AND REHABILITATION CENTER		21			21
CLINICAL PATHOLOGY LABORATORIES SOUTHEAST			21	100%	21
MENORAH HOUSE		20	1	5%	21
JAMAICA HOSPITAL MEDICAL CENTER		20	1	5%	21
NURSES HELPING HANDS INC ALF		21			21
RADIOLOGY ASSOCIATES OF VENICE AND ENGLEWOOD		20	1	5%	21
ALL MY KIDS PEDIATRICS INC		15	6	29%	21
CLERMONT URGENT CARE			21	100%	21
BAY PINES MEDICAL ASSOCIATES		1	20	95%	21
AMERICAN ESOTERIC LABORATORIES		6	15	71%	21
STETSON UNIVERSITY STUDENT HEALTH CENTER		3	17	85%	20
TGH MEDICAL GROUP LABORATORY CARROLLWOOD			20	100%	20
ASHRAF MEDICAL GROUP PLLC DBA PULSE MD		20			20
PREMISE HEALTH MIA			20	100%	20
HEARTLAND HEALTHCARE AND REHAB CENTER			20	100%	20
NORTH CAROLINA DEPARTMENT OF HEALTH & HUMAN SERVICES			20	100%	20
NORTH FLORIDA PEDIATRICS - JACKSONVILLE		18	2	10%	20
Wiregrass Rehabilitation Center and Nursing Home		20			20
MAYO CLINIC JACKSONVILLE		1	19	95%	20
UNIVERSITY MEDICAL CTR OF PRINCETON AT		18	2	10%	20
POINT OF CARE CLINICS PRIMARY CARE		20			20
BAY PEDIATRICS PA		18	2	10%	20

COVID-19: testing by laboratory

Data through Dec 23, 2020 verified as of Dec 24, 2020 at 09:25 AM

Data in this report are provisional and subject to change.

The numbers in the table below represent the number of Florida and non-Florida residents for whom test results were received by the Department of Health. A person can be tested by more than one laboratory and can have both positive and negative results. **Therefore, the sum of the numbers in each column will be larger than the total number of people tested.**

Reporting lab	Inconclusive	Negative	Positive	Percent positive	Total
INTERNATIONAL MEDICAL LABORATORY		20			20
CENTRAL FLORIDA HEALTH CARE INC		2	18	90%	20
ADVENT HEALTH PRIMARY CARE PLUS, WINTER GARDEN		16	4	20%	20
HENDRY REGIONAL CORPORATE HEALTH			20	100%	20
LABORATORY ALLIANCE OF CENTRAL NEW YORK		19	1	5%	20
ARDEN COURTS OF WINTER SPRINGS		18	2	10%	20
HOSPICE OF MARTIN & ST LUCIE, INC		20			20
REDITUS LABORATORIES			20	100%	20
FLORIDA PEDIATRIC GROUP PA		19	1	5%	20
GRAND OAKS OF PALM CITY LLC	1	18	1	5%	20
HUNT CLUB PEDIATRIC ASSOCIATES LLC		19	1	5%	20
POARCH BANC CREEK INDIANS TRIBAL HEALTH DEPARTMENT			20	100%	20
FLORIDA DEPARTMENT OF HEALTH IN TAYLOR COUNTY		16	4	20%	20
PHYSICIANS STAT		1	19	95%	20
FLORIDA HOSPITAL LABS		11	9	45%	20
HEALTHY MINORS, LLC.		20			20
FINLAY C. LABORATORY		3	17	85%	20
BULLS HEAD URGENT CARE		20			20
GOOD SAMARITAN HOSPITAL LABORATORY		17	3	15%	20
ROCKLEDGE FAMILY HEALTH			20	100%	20
LAKE WORTH MANOR		19	1	5%	20
CARENOW - DOWNTOWN NORTH GULCH		20			20
CL BRUMBACK PRIMARY CARE CLINIC LANTANA		2	18	90%	20
MEDICAL EXPRESS CORP		18	2	10%	20
ENGLEWOOD HOSPITAL AND MEDICAL CENTER		16	4	20%	20
WILLOW BROOKE COURT AT AZALEA TRACE		20			20
JEFFERSON K-12, A SOMERSET SCHOOL- CLINIC		16	3	16%	19
PANCARE HEALTH - FREEPORT CLINIC SUITE B		17	2	11%	19
LAKE GIBSON VILLAGE, LLC		19			19
MINUTECLINIC, LLC #08366		15	4	21%	19
INTERCOASTAL MEDICAL GROUP			19	100%	19
MOBILE DOC FL, LLC		16	3	16%	19
SOUTHSIDE HOSPITAL NORTHWELL HEALTH LABORATORY		18	1	5%	19
PANCARE HEALTH GULF COUNTY		10	9	47%	19
LAB INTERMARKET FACILITY LAB		1	18	95%	19
MADISON COUNTY MEMORIAL HOSPITAL LABORATORY		14	5	26%	19
THE COMMONWEALTH OF MASSACHUSETTS			19	100%	19
LINCOLN MEDICAL AND MENTAL HEALTH CENTER		18	1	5%	19
STONE WASH CLINICAL LABORATORIES		2	17	89%	19
GREEN GABLES ASSISTED LIVING FACILITY		19			19
MINUTE CLINIC, LLC DBA MINUTECLINIC #4505		18	1	5%	19
BAYVIEW MEDICAL		19			19
Summit Medical Group, Pa Dba Citymd		18	1	5%	19
ESOTERIX GENETIC LABORATORIES		16	3	16%	19
SEVEN RIVERS REGIONAL MEDICAL CENTER		5	14	74%	19
HARBORCHASE OF WELLINGTON CROSSING		18	1	5%	19

COVID-19: testing by laboratory

Data through Dec 23, 2020 verified as of Dec 24, 2020 at 09:25 AM

Data in this report are provisional and subject to change.

The numbers in the table below represent the number of Florida and non-Florida residents for whom test results were received by the Department of Health. A person can be tested by more than one laboratory and can have both positive and negative results. **Therefore, the sum of the numbers in each column will be larger than the total number of people tested.**

Reporting lab	Inconclusive	Negative	Positive	Percent positive	Total
INTEGRATED REGIONAL LABORATORIES - LARGO			19	100%	19
MED HEALTH SERVICES		18	1	5%	19
VETERANS AFFAIRS MEDICAL CENTER - NEW YORK HARBOR		18	1	5%	19
RESIDENCE AT BAY VUE		18	1	5%	19
PUBLIC SQUARE PHARMACY LLC		15	4	21%	19
220 GOLDEN, LLC		19			19
BROWARD HEALTH IMPERIAL POINT NURSING			19	100%	19
ROYAL CARE OF AVON PARK		17	2	11%	19
CHILDREN'S MEDICAL CENTER			19	100%	19
BETHUNE-COOKMAN UNIVERSITY		1	18	95%	19
LAKE WALES OPERATING GROUP LLC		18	1	5%	19
ST PETER'S BENDER LABORATORY		18			18
STEWART MEDICAL GROUP INC			18	100%	18
WALK IN MEDICAL URGENT CARE		18			18
NORTH PINELLAS CHILDRENS MEDICAL CENTER			18	100%	18
XPRESS WELLNESS URGENT CARE			18	100%	18
HARTFORD HOSPITAL ANCILLARY LAB		17	1	6%	18
COLORADO DEPARTMENT OF HEALTH LABORATORY SERVICES DIVISION			18	100%	18
GENERAL INTERNAL MEDICINE MEDICAL CTR CLINIC		13	5	28%	18
CVS			18	100%	18
East Bay Rehabilitation Center		9	9	50%	18
ADVENTHEALTH EXPRESS CARE AT			18	100%	18
DCH REGIONAL MEDICAL CENTER LABORATORY		17	1	6%	18
TOTAL RENAL LABORATORIES INC		13	5	28%	18
DAVID LAWRENCE CENTER		15	3	17%	18
MORTON PLANT			18	100%	18
MARATHON HEALTH FOR LIFE		16	2	11%	18
ALAN A SMITH MD LLC		17	1	6%	18
CHIPOLA MEDICAL ASSOCIATES		2	16	89%	18
EMERGENCY PHYSICIANS MEDICAL CENTER LLC		9	9	50%	18
ESTATES MEDICAL CENTER		12	6	33%	18
Hampton Court Nursing and Rehabilitation Center		17	1	6%	18
INNOVATION CLINICAL TRIALS, INC			18	100%	18
JACKSON NORTH MEDICAL CENTER		2	16	89%	18
JOHNS HOPKINS CHILDREN'S HOSPITAL			18	100%	18
CAREMED INTERNAL MEDICINE			18	100%	18
CALHOUN COUNTY HEALTH DEPT		5	13	72%	18
MORTON PLANT HOSPITAL NURSING			18	100%	18
TPCA CLINICAL LABORATORIES		15	3	17%	18
CLERMONT ADVENTHEALTH CENTRA CARE			18	100%	18
MADISON CORE LABORATORIES		17	1	6%	18
HOSPICE OF THE TREASURE COAST		17	1	6%	18
ASURANCE SCIENTIFIC LABORATORIES		18			18
MOORINGS PARK OAKSTONE AT GREY OAKS		17	1	6%	18
FAMILY CARE CYPRESS CREEK		1	17	94%	18
NOVANT HEALTH		14	4	22%	18

COVID-19: testing by laboratory

Data through Dec 23, 2020 verified as of Dec 24, 2020 at 09:25 AM

Data in this report are provisional and subject to change.

The numbers in the table below represent the number of Florida and non-Florida residents for whom test results were received by the Department of Health. A person can be tested by more than one laboratory and can have both positive and negative results. **Therefore, the sum of the numbers in each column will be larger than the total number of people tested.**

Reporting lab	Inconclusive	Negative	Positive	Percent positive	Total
MINUTECLINIC DIAGNOSTIC		18			18
FLORIDA COMMUNITY HEALTH CENTER OF ST. LUCIE		1	17	94%	18
WEST COAST FAMILY MEDICAL CARE		14	4	22%	18
ACCESS 365 URGENT CARE		7	11	61%	18
FAMILY EXTENDED CARE OF PUNTA GORDA		17			17
Citymd Of Toms River		15	2	12%	17
KIVA AT CANTERBURY			17	100%	17
RIVERWOOD HEALTH NH LLC		17			17
CARESPOT		1	16	94%	17
HEALTHCARE NOW			17	100%	17
BOND AND STEELE CLINIC, PA		15	2	12%	17
UVMC MICROBIOLOGY		16	1	6%	17
ST. JUDES LABORATORIES		12	5	29%	17
PSL NAPLES BH OPERATIONS, LLC		17			17
CARE CENTERS OF NASSAU		16	1	6%	17
CONSOLIDATED LAB SERVICES		8	9	53%	17
LONG TERM CARE OF GULF BREEZE LLC		17			17
COAST MED URGENT CARE		16	1	6%	17
PROFESSIONAL URGENT CARE SERVICES		12	5	29%	17
WALGREEN EASTERN CO, INC		17			17
Cleveland Clinic Laboratories		4	13	76%	17
AMMON ANALYTICAL LABORATORIES		15	2	12%	17
NORTH CENTRAL BRONX HOSPITAL		16	1	6%	17
MICHIGAN DEPARTMENT OF HEALTH AND HUMAN SERVICES			17	100%	17
WINTER PARK FAMILY PRACTICE LLC		17			17
EMERITUS AT NAPLES	1	16			17
TURNING POINT OF TAMPA		16	1	6%	17
ASCENSION ST VINCENT'S PRIMARY CARE			17	100%	17
HOLY NAME HOSPITAL LABORATORY		16	1	6%	17
MEDEXPRESS URGENT CARE - BLOOMINGTON		16	1	6%	17
BONIFAY NURSING AND REHABILITATION CENTER			16	100%	16
INTERNAL MEDICINE ASSOCIATES & SPECIALTIES INC		15	1	6%	16
ADVANCED EMURGENT CARE		8	8	50%	16
LABCORP BURLINGTON		4	12	75%	16
MINUTE CLINIC DIAGNOSTIC OF SC, LLC #75		15	1	6%	16
ST ELIZABETH MEDICAL CENTER LABORATORY		15	1	6%	16
ERIC C MARSHAL MD, PC DBA MINUTECLINIC		15	1	6%	16
BROOKWOOD BAPTIST MEDICAL CENTER		15	1	6%	16
JOSEPH MIGNOGNA		13	3	19%	16
HERNANDO ENDOSCOPY AND SURGERY CENTER		14	2	13%	16
ARTHREX MEDICAL CENTER		10	6	38%	16
CONNECTDX		4	12	75%	16
LIFE CARE CENTER OF JACKSONVILLE			16	100%	16
COUNTY OF LOS ANGELES			16	100%	16
PRIME CARE ONE LLC/HARBORCHASE OF VENICE			16	100%	16
CAPE CORAL HOSPITAL ABG LABORATORY		10	6	38%	16

COVID-19: testing by laboratory

Data through Dec 23, 2020 verified as of Dec 24, 2020 at 09:25 AM

Data in this report are provisional and subject to change.

The numbers in the table below represent the number of Florida and non-Florida residents for whom test results were received by the Department of Health. A person can be tested by more than one laboratory and can have both positive and negative results. **Therefore, the sum of the numbers in each column will be larger than the total number of people tested.**

Reporting lab	Inconclusive	Negative	Positive	Percent positive	Total
EAST HILL MEDICAL GROUP		13	3	19%	16
MILLENNIUM PHYSICIAN GRP LLC NAPLES PINE RIDGE			16	100%	16
HARMONY HEALTH OPCO, LLC		15	1	6%	16
OPTUMCARE FLORIDA LLC		1	15	94%	16
SAMFORD UNIVERSITY HEALTH SERVICES		15	1	6%	16
NO NAME		8	8	50%	16
FAST TRACK URGENT CARE CENTER - TYRONE			16	100%	16
URGENT CARE WEST CLINIC		14	2	13%	16
ADVENT HEALTH CENTRA CARE - LAKE BUENA VISTA			16	100%	16
PALMETTO PEDIATRICS			16	100%	16
WALGREENS COVID-19		14	2	13%	16
STUART REHABILITATION AND HEALTHCARE		4	12	75%	16
WHITE WILSON MEDICAL CENTER IMMEDIATE CARE			16	100%	16
GLEN COVE HOSPITAL		16			16
ALL FLORIDA FAMILY & SPORTS MEDICINE		15	1	6%	16
JUPITER MEDICAL CENTER			16	100%	16
FLAGLER HOSPITAL INC	2		14	88%	16
DESOTO PALMS ALF		16			16
HEALTH CENTRAL HOSPITAL			16	100%	16
RITECARE MEDICAL CENTER			16	100%	16
MEDEXPRESS - BLOOMIN BRANDS		4	12	75%	16
MED PLUS FLORENCE		12	4	25%	16
CRUCIAL CARE		10	6	38%	16
SRMC AVALON		9	7	44%	16
APOLLO HEALTH & REHABILITATION		11	5	31%	16
XERA MED RESEARCH			16	100%	16
BRANDON COMMUNITY HEALTH CENTER		9	7	44%	16
URGENT CARE CLINIC OF LINCOLN		14	2	13%	16
ST CATHERINE OF SIENA HOSPITAL		14	1	7%	15
NOVANT HEALTH GOHEALTH URGENT CARE-HARRISBURG		8	7	47%	15
EASTLAKE PEDIATRICS - TRINITY		15			15
HOLLEY-NAVARRE MEDICAL CLINIC		5	10	67%	15
SINAI HOSPITAL OF BALTIMORE		15			15
TALLAHASSEE DEVELOPMENTAL CENTER		15			15
HARBOUR ISLAND PEDIATRICS		9	6	40%	15
PINES NURSING HOME		14	1	7%	15
JACOBI MEDICAL CENTER		15			15
FAMILY CARE CENTER OF ARLINGTON		10	5	33%	15
MILTON 4707		15			15
MIDDLETOWN MEDICAL P C		8	7	47%	15
KEY WEST MEDICAL CENTER	1	14			15
EASTERN SHORE URGENT CARE		9	6	40%	15
THE RESIDENCE AT TIMBER PINES		15			15
DIATHERIX		13	2	13%	15
PANCARE HEALTH - JACKSON COUNTY		9	6	40%	15
ORLANDO LUTHERAN TOWERS ASSISTED LIVING		15			15

COVID-19: testing by laboratory

Data through Dec 23, 2020 verified as of Dec 24, 2020 at 09:25 AM

Data in this report are provisional and subject to change.

The numbers in the table below represent the number of Florida and non-Florida residents for whom test results were received by the Department of Health. A person can be tested by more than one laboratory and can have both positive and negative results. **Therefore, the sum of the numbers in each column will be larger than the total number of people tested.**

Reporting lab	Inconclusive	Negative	Positive	Percent positive	Total
ALABAMA CLINICS		7	8	53%	15
SPEARHEAD MEDICAL			15	100%	15
DALE MEDICAL CENTER		10	5	33%	15
PRIMECARE OF DOTHAN-DALEVILLE CLINIC		13	2	13%	15
INSTITUTE OF PATHOLOGY KINGS COUNTY		15			15
ALL PEDIATRIC CARE			15	100%	15
WEISS PEDIATRIC CARE LLC		14	1	7%	15
BOZEMAN HEALTH DEACONESS HOSPITAL		12	3	20%	15
TELEVISIT MALABAR PEDIATRICS		5	10	67%	15
UM MILLER SCHOOL OF MEDICINE			15	100%	15
HELIX DIAGNOSTICS			15	100%	15
ORLANDO HEALTH		2	13	87%	15
FLAGLER HOSPITAL LABORATORY		2	13	87%	15
ANDALUSIA HEALTH		7	8	53%	15
CINNAMON COVE ALF		15			15
UAH STUDENT HEALTH CENTER		10	5	33%	15
HODGES CLUSTER		2	13	87%	15
ADVENT HEALTH - ZEPHYRHILLS			15	100%	15
PROFESSIONAL PEDIATRICS		14	1	7%	15
REGENEX TAMPA BAY		13	2	13%	15
HEALTHFIRST ADVENT HEALTH CENTRA CARE COCOA BEACH			14	100%	14
MARIANNA HEALTH AND REHABILITATION CENTER		14			14
OSCEOLA ALF OPERATOR, LLC DBA□		14			14
ROADS PEDIATRICS,LLC		13	1	7%	14
THE CANOPY AT HARPER LAKE	1		13	93%	14
HAWKINS FAMILY MEDICINE LLC		9	5	36%	14
FORT SANDERS REGIONAL LABORATORY		14			14
SYNIVERSE WELLNESS CENTER		12	2	14%	14
ASTORIA HEALTH AND REHABILITATION CENTER		13	1	7%	14
Cross Gardens Care Center		14			14
POLK CHD BARTOW		13	1	7%	14
CARESPOT OF NOCATEE			14	100%	14
HORIZON ALF		14			14
ADVANCED URGENT CARE		12	2	14%	14
AURORA DIAGNOSTICS		3	11	79%	14
WALTON PLACE		14			14
GRAND VILLA OF ST. PETERSBURG		12	2	14%	14
BIO-TECH CLINICAL LABORATORIES INC		14			14
BOCA SIMON		2	12	86%	14
Salerno Bay Health & Rehabilitation Center		11	3	21%	14
PONCE PLAZA NURSING & REHAB CENTER		3	11	79%	14
FUNGAL REFERENCE LABORATORY		12	2	14%	14
OKEECHOBEE HEALTHCARE FACILITY			14	100%	14
EPIPHANY HEALTH		8	6	43%	14
HUNT CLUB MEDICAL		12	2	14%	14
PALMS REHABILITATION AND HEALTHCARE CENTER		11	3	21%	14

COVID-19: testing by laboratory

Data through Dec 23, 2020 verified as of Dec 24, 2020 at 09:25 AM

Data in this report are provisional and subject to change.

The numbers in the table below represent the number of Florida and non-Florida residents for whom test results were received by the Department of Health. A person can be tested by more than one laboratory and can have both positive and negative results. **Therefore, the sum of the numbers in each column will be larger than the total number of people tested.**

Reporting lab	Inconclusive	Negative	Positive	Percent positive	Total
CANTON-POTSDAM HOSPITAL LABORATORY		14			14
WELLINGTON FAMILY PRACTICE		13	1	7%	14
EXPRESS FAMILY CARE LLC			14	100%	14
FLORIDA HOSPITAL WINTER GARDEN		13	1	7%	14
WIREGRASS CLINIC LLC		12	2	14%	14
M&V SAN JOSE MEDICAL CENTER			14	100%	14
BENTON HOUSE OF PORT ORANGE		8	6	43%	14
SIGNATURE HEALTHCARE OF ORANGE PARK		14			14
MISIR DRUGS LLC		9	5	36%	14
THE TERRACE AT IVY ACRES ALF		11	3	21%	14
NEW YORK METHODIST HOSPITAL		13	1	7%	14
NEW YORK PRESBYTERIAN - ALLEN HOSPITAL		14			14
MIAMI CLINICAL RESEARCH CORP			14	100%	14
Belleair Healthcare Center		8	6	43%	14
MARTHA'S HOUSE & ASSISTED LIVING FACILITY		14			14
NORTHWESTERN MEMORIAL HOSPITAL			14	100%	14
ALAN L MELOTEK MD		14			14
MEDEMERGE		13	1	7%	14
MEADOWCREST MOLECULAR DIAGNOSTICS, LLC			13	100%	13
IN-OFFICE LAB		12	1	8%	13
MD BEAUTY LABS, PA		12	1	8%	13
Lanier Rehab			13	100%	13
BROOKDALE DELAND			13	100%	13
CLEVELAND CLINIC			13	100%	13
SHORE MEMORIAL HOSPITAL		12	1	8%	13
HEALTH MED CENTERS		13			13
SOUTHEAST FAMILY HEALTHCARE CENTER			13	100%	13
ROBERT WOOD JOHNSON UNIVERSITY HOSP		11	2	15%	13
HOWARD BEACH URGENT CARE		13			13
ESCAMBIA COMMUNITY CLINIC		2	11	85%	13
Sunnyside Care Center		13			13
LAKE PLACID HEALTH AND REHABILITATION			13	100%	13
JUST FOR KIDS PEDIATRICS		5	8	62%	13
UNIVERSITY LAB			13	100%	13
ROWLETT MIDDLE ACADEMY		11	2	15%	13
PARKWEST MEDICAL CENTER		11	2	15%	13
RESOLVE MOLECULAR DIAGNOSTICS		11	2	15%	13
CORE LABORATORY		1	12	92%	13
BROOKLYN HOSPITAL CENTER DOWNTOWN CAMPUS		13			13
PRIMECARE AT TWIN LAKES			13	100%	13
WEINBERG VILLAGE		13			13
CLINICAL LABORATORY SERVICES			13	100%	13
ARBOR TERRACE ORTEGA LLC		13			13
FLORIDA STATE HOSPITAL			13	100%	13
DYNAMIC DNA LAB		1	12	92%	13
JOSEPH SCHENKER MD PC DBA CENTERS URGENT		11	2	15%	13

COVID-19: testing by laboratory

Data through Dec 23, 2020 verified as of Dec 24, 2020 at 09:25 AM

Data in this report are provisional and subject to change.

The numbers in the table below represent the number of Florida and non-Florida residents for whom test results were received by the Department of Health. A person can be tested by more than one laboratory and can have both positive and negative results. **Therefore, the sum of the numbers in each column will be larger than the total number of people tested.**

Reporting lab	Inconclusive	Negative	Positive	Percent positive	Total
REGENCY SQUARE MALL - SEARS		2	11	85%	13
MORRIS PARK URGENT CARE		10	3	23%	13
TIMBERLANE LODGE ALF		6	7	54%	13
ST VINCENT'S EAST		12	1	8%	13
FAST TRACK URGENT CARE CENTER - DOWNTOWN		1	12	92%	13
LONG BEACH URGENT CARE		13			13
URGENT CARE USA			13	100%	13
VILLA OF KINGS AND QUEENS OF DELRAY		13			13
MERCY MEDICAL URGENT CARE CENTER INC		2	11	85%	13
EAR NOSE & THROAT ASSOCIATES OF MANATEE PA		13			13
FAMILY AND INTERNAL MEDICINE AT AVALON PARK		11	2	15%	13
RIVERSIDE COTTAGES AT THE SHORES, LLC			13	100%	13
Cross Care Center			13	100%	13
NEWYORK-PRESBYTERIAN/ LAWRENCE HOSPITAL LABORATORY		11	2	15%	13
OPIS ISLAND LAKE CENTER		13			13
FORT WALTON BEACH DEVELOPMENTAL CENTER		12	1	8%	13
ROCKLEDGE		3	10	77%	13
BERNHARDT LABORATORIES		3	10	77%	13
CORNERSTONE MEDICAL CARE OF BRANDON PL		10	2	17%	12
BVL PEDIATRICS		12			12
FLORIDA DEPT OF HEALTH		4	8	67%	12
SUMMIT MEDICAL GROUP - 75 E NORTHFIELD		10	2	17%	12
MINUTECLINIC DIAGNOSTIC OF NORTH CAROL		9	3	25%	12
WALGREEN		4	8	67%	12
HUDSON VALLEY HOSPITAL CENTER LABORATORY		11	1	8%	12
MEDEXPRESS URGENT CARE, MOON TOWNSHIP		12			12
BLISS HEALTHCARE SERVICES		1	11	92%	12
SHELBY COUNTY HEALTH CARE CORPORATION		9	3	25%	12
BROOKDALE PADDOCK HILLS		12			12
DEPT OF VA MEDICAL CENTER - BAY PINES			12	100%	12
KRYSTAL BAY NURSING AND REHABILITATION		9	3	25%	12
Consulate Health Care of Jacksonville			12	100%	12
IREPERTOIRE_MOL_LAB		12			12
LIFE CARE OF PORT SAINT LUCIE		3	9	75%	12
BARNETT PARK			12	100%	12
ADVENT HEALTH - KISSIMMEE		3	9	75%	12
CALADIUM PEDIATRICS		11	1	8%	12
PALMS MEDICAL GROUP - LAKE CITY WEST		3	9	75%	12
BETHESDA HEALTH PHYSICIAN GROUP INC			12	100%	12
ALTAMONTE MD			12	100%	12
FHCP-PORT ORANGE		3	9	75%	12
MARION PEDIATRICS PA		9	3	25%	12
TOTTENVILLE CIRCLE URGENT CARE		12			12
ACADIAN DIAGNOSTIC LABORATORIES		8	4	33%	12
MELBOURNE FAMILY PRACTICE		11	1	8%	12
ASHTON PLACE	1	10	1	8%	12

COVID-19: testing by laboratory

Data through Dec 23, 2020 verified as of Dec 24, 2020 at 09:25 AM

Data in this report are provisional and subject to change.

The numbers in the table below represent the number of Florida and non-Florida residents for whom test results were received by the Department of Health. A person can be tested by more than one laboratory and can have both positive and negative results. **Therefore, the sum of the numbers in each column will be larger than the total number of people tested.**

Reporting lab	Inconclusive	Negative	Positive	Percent positive	Total
MASSACHUSETTS GENERAL HOSPITAL		1	11	92%	12
UR CARE FAMILY AND SPORTS MEDICINE			12	100%	12
BETHESDA HEALTH URGENT CARE			12	100%	12
TOTAL ACCESS URGENT CARE			12	100%	12
GLEN OAKS HEALTH AND REHABILITATION CENTER			12	100%	12
LONG ISLAND JEWISH VALLEY STREAM		12			12
PROMEDICA LABORATORIES		11	1	8%	12
JESSIE TRICE COMMUNITY HEALTH SYSTEM, INC			12	100%	12
MARQUES PEDIATRICS			12	100%	12
GROWING TOGETHER PEDIATRICS, LLC		10	2	17%	12
NAPLES GREEN VILLAGE		12			12
MAITLAND PRIMARY CARE		9	3	25%	12
APPLE DIAGNOSTICS LAB		5	7	58%	12
MACKOUL PEDIATRICS FORT MYERS			12	100%	12
VPA PC LAB		12			12
CARDIOLOGY AND MEDICINE ASSOCIATES INC		12			12
MI2297090CV HOLLAND-23D2189684		12			12
MCWHORTER SCHOOL OF PHARMACY		12			12
BROWARD DIALYSIS			12	100%	12
PANCARE HEALTH - MALONE CLINIC		12			12
INNOVATIVE RESEARCH OF WEST FLORIDA		9	3	25%	12
LEON CHD		12			12
WORLD WRESTLING ENTERTAINMENT			12	100%	12
NCHD		3	9	75%	12
SUMTER PEDIATRICS		12			12
VERITAS RESEARCH CORP			12	100%	12
HALIFAX HEALTH URGENT CARE		2	10	83%	12
MAINSTREET FAMILY SELECT		1	11	92%	12
FLORIDA ATLANTIC UNIVERSITY		10	2	17%	12
MICHELLE S PAGE MD PA		12			12
UC HEALTH UNIVERSITY HOSPITAL		10	2	17%	12
ST JOSEPH HOSPITAL		11	1	8%	12
THE TRADITION OF THE PALM BEACHES		12			12
MONTEFIORE ST LUKE'S CORNWALL HOSPITAL		9	3	25%	12
ORANGE REGIONAL MEDICAL CENTER LABORATORY		10	2	17%	12
OAKMONTE VILLAGE		11	1	8%	12
BAPTIST MEDICAL CENTER EAST		9	3	25%	12
PRATTVILLE BAPTIST HOSPITAL		10	2	17%	12
MERIDIAN AT WATERWAYS, THE		10	2	17%	12
FLORIDA DEPARTMENT OF HEALTH IN HILLSBOROUGH COUNTY			12	100%	12
NEMOURS CHILDREN'S URGENT CARE, ORLANDO - WATERFORD LAKES			12	100%	12
ADVENT HEALTH EXPRESS		9	3	25%	12
GENTIVA HEALTH SERVICES CERTIFIED INC		11			11
NORTHERN WESTCHESTER HOSPITAL LABORATORY		9	2	18%	11
ODYSSEY HEALTHCARE OF MARION COUNTY, LLC		11			11
MORTON PLANT MEASE			11	100%	11

COVID-19: testing by laboratory

Data through Dec 23, 2020 verified as of Dec 24, 2020 at 09:25 AM

Data in this report are provisional and subject to change.

The numbers in the table below represent the number of Florida and non-Florida residents for whom test results were received by the Department of Health. A person can be tested by more than one laboratory and can have both positive and negative results. **Therefore, the sum of the numbers in each column will be larger than the total number of people tested.**

Reporting lab	Inconclusive	Negative	Positive	Percent positive	Total
PALM BEACH PATHOLOGY		9	2	18%	11
UNIVERSITY CENTRA CARE		10	1	9%	11
LUCID DIAGNOSTICS LABS			11	100%	11
COMMUNITY MEDICAL CARE CENTER INC			11	100%	11
LAB UNKNOWN			11	100%	11
BARTON FAMILY PRACTICE		7	4	36%	11
TROPICANA		5	6	55%	11
PRIMECARE ACQUISITION FAMILY PRACTICE INC		11			11
SUMMIT ATLANTIC SURGERY CENTER		11			11
DMH STEINHATCHEE FAMILY MEDICINE		8	3	27%	11
SOUTHEASTERN OUTPATIENT SURGERY CENTER		11			11
CARE FAST MURABELLA		7	4	36%	11
COMPREHENSIVE CHILDCARE ASSOCIATES		8	3	27%	11
North Lake Care Center		11			11
MEDEXPRESS URGENT CARE LEWISBURG		11			11
BIOREFERENCE LABORATORIES INC		3	8	73%	11
AIM LABORATORIES			11	100%	11
MD PLUS URGENT CARE, LLC			11	100%	11
PROHEALTH CARE ASSOCIATES MOBILE		9	2	18%	11
NIGHT LITE PEDIATRICS CENTER, LLC		1	10	91%	11
LEHIGH VALLEY HOSPITAL		3	8	73%	11
THE TERRACE OF SAINT CLOUD		9	2	18%	11
CVS MINUTE CLINIC DIAGNOSTIC OF TEXAS LLC		8	3	27%	11
SE MORAN FAMILY HEALTH LLC		10	1	9%	11
SUNCOAST URGENT CARE			11	100%	11
EPIC REFERENCE LABS INC			11	100%	11
DARDEN WELLNESS CENTER		9	2	18%	11
TREASURE COAST URGENT CARE			11	100%	11
CHARLOTTE CHD PORT CHARLOTTE		10	1	9%	11
BROOKDALE BRANDON		11			11
BAPTIST PRIMARY CARE PONTE VEDRA		6	5	45%	11
BRYAN WHITFIELD MEMORIAL HOSPITAL		7	4	36%	11
COLLEGE POINT URGENT CARE		10	1	9%	11
The Ponce Therapy Care Center		11			11
SOUTHCOR LABORATORY		2	9	82%	11
NEUROINTERNATIONAL SARASOTA		10	1	9%	11
BASSETTI & ASSOCIATES, MD, PA			11	100%	11
INN AT LAKE SEMINOLE SQUARE, THE		11			11
PROFESSIONAL PARK PEDIATRICS PA			11	100%	11
SHELBY BAPTIST MEDICAL CENTER		6	5	45%	11
NORTHWEST FLORIDA SLEEP			11	100%	11
MINUTECLINIC DIAGNOSTICS MEDICAL GROUP		11			11
BROOKDALE CANOPY OAKS			11	100%	11
QUOTIENT SCIENCES LABS LLC			11	100%	11
WINTER PARK CARE AND REHABILITATION			11	100%	11
COLORADO DEPARTMENT OF PUBLIC HEALTH AND ENVIRONMENT			11	100%	11

COVID-19: testing by laboratory

Data through Dec 23, 2020 verified as of Dec 24, 2020 at 09:25 AM

Data in this report are provisional and subject to change.

The numbers in the table below represent the number of Florida and non-Florida residents for whom test results were received by the Department of Health. A person can be tested by more than one laboratory and can have both positive and negative results. **Therefore, the sum of the numbers in each column will be larger than the total number of people tested.**

Reporting lab	Inconclusive	Negative	Positive	Percent positive	Total
BHA CENTRAL COUNTY CLINIC		1	10	91%	11
COASTAL SKIN SURGERY AND DERMATOLOGY		8	3	27%	11
FIRST CHOICE PEDIATRICS INC		10	1	9%	11
ADVENTHEALTH MEDICAL GROUP FAMILY MEDICINE		11			11
ROSLYN URGENT CARE		11			11
St. Annes Nursing Center, St. Annes Residence, Inc.		11			11
ELITE HOME HEALTH SERVICES		11			11
LYSTER ACH FT RUCKER AL		10	1	9%	11
STATEN ISLAND UNIVERSITY HOSPITAL		11			11
ARDEN COURTS OF FORT MYERS		10			10
OCEANSIDE URGENT CARE		10			10
CARENOW URGENT CARE-BRENTWOOD		8	2	20%	10
Hialeah Nursing And Rehabilitation Center		6	4	40%	10
CREATIVE TESTING SOLUTIONS		3	7	70%	10
ROBERT H JENKINS JR VETERANS' DOMICILIARY HOME OF		9	1	10%	10
PANCARE HEALTH - WEWA ELEMENTARY			10	100%	10
PANCARE HEALTH - VERNON ELEMENTARY			10	100%	10
CAREATC			10	100%	10
AMBRY GENETICS CORPORATION		10			10
REDMED CLINIC OF ARLINGTON		9	1	10%	10
INTERMOUNTAIN CENTRAL LAB		1	9	90%	10
GENESIS		7	3	30%	10
COMMUNITY HEALTH CENTER		2	8	80%	10
HIALEAH HOSPITAL RESPIRATORY DEPT			10	100%	10
MEDEX REGIONAL LABORATORIES LLC		1	9	90%	10
GRACE MEDICAL HOME		8	2	20%	10
GLEN OAKS URGENT CARE		10			10
VETERNANS ADMINISTRATION			10	100%	10
HCR MANORCARE		10			10
UMHC/SYLVESTER AT KENDALL		1	9	90%	10
BLOUNT MEMORIAL HOSPITAL		9	1	10%	10
NAPHCARE, INC.			10	100%	10
MEDICAL LABORATORY DIAGNOSTICS			10	100%	10
BUREAU OF PUBLIC HEALTH		1	9	90%	10
LADY LAKE SPECIALTY CARE			10	100%	10
VASCONCELLO COHEN MD PA		9	1	10%	10
FAMILY CARE			10	100%	10
UNION CHD		9	1	10%	10
ORLANDO VA MEDICAL CENTER			10	100%	10
JACKSON COUNTY HEALTH DEPARTMENT			10	100%	10
SOUTHEASTERN LABORATORY			10	100%	10
JFK MEDICAL CENTER NORTH LAB		1	9	90%	10
NORTH OKALOOSA PHYSICIAN GROUP		10			10
MERCY MEDICAL CENTER		4	6	60%	10
BOND CLINIC DR ELDEEB		1	9	90%	10
COVANCE CENTRAL LABORATORY			10	100%	10

COVID-19: testing by laboratory

Data through Dec 23, 2020 verified as of Dec 24, 2020 at 09:25 AM

Data in this report are provisional and subject to change.

The numbers in the table below represent the number of Florida and non-Florida residents for whom test results were received by the Department of Health. A person can be tested by more than one laboratory and can have both positive and negative results. **Therefore, the sum of the numbers in each column will be larger than the total number of people tested.**

Reporting lab	Inconclusive	Negative	Positive	Percent positive	Total
LAKE BALDWIN CBOC		9	1	10%	10
Gabisa Medical LLC		10			10
ALCOVE ASSISTED LIVING FACILITY		10			10
NEW JERSEY DEPARTMENT OF HEALTH COMMUNICABLE DISEASE SERVICE		3	7	70%	10
MINUTECLINIC, LLC, DBA MINUTECLINIC #2544		9	1	10%	10
ARNOT OGDEN MEDICAL CENTER LABORATORY		10			10
TOWERS HOME CARE		10			10
MHHS All Lab Subsection		10			10
LAKEVIEW HEALTH CARE SYSTEMS		4	6	60%	10
BROWARD HEALTH CARE			10	100%	10
ADVENT HEALTH - WINTER HAVEN		6	4	40%	10
PHELPS HOSPITAL LABORATORY		10			10
SOS MOBILE MEDICAL CARE LLC		8	2	20%	10
APPALACHIAN REGIONAL HEALTHCARE SYSTEM		10			10
BAPTIST MEMORIAL HEALTH CARE		9	1	10%	10
PBC PREMIER FAMILY HEALTH			10	100%	10
BEAUMONT LABORATORY			10	100%	10
TENNESSEE DEPARTMENT OF HEALTH (TDH) - CENTRAL LABORATORY		2	8	80%	10
MARKET STREET VIERA		10			10
CBC LAB		3	7	70%	10
OHIO STATE UNIVERSITY MEDICAL CENTER			10	100%	10
CVS MINUTE CLINIC DIAGNOSTIC OF NORTH CAROL		10			10
GADSDEN REGIONAL MEDICAL CENTER		10			10
PINELLAS COUNTY HEALTH DEPARTMENT		2	8	80%	10
RAINBOW PEDIATRIC CENTER		2	8	80%	10
MAGNOLIA PEDIATRICS		2	8	80%	10
URGENT CARE CENTER AT PINNACLE		4	6	60%	10
FLUSHING HOSPITAL MEDICAL CENTER		8	2	20%	10
LAKE NONA MEDICAL SERVICES		3	7	70%	10
GRAND VILLA OF DELAND		9	1	10%	10
BIOTECH CLINICAL LABORATORIES, INC.		1	9	90%	10
AVANTE ST CLOUD		7	3	30%	10
REGENCY OAKS HEALTH CENTER		8	2	20%	10
EMERALD COAST PEDIATRICS			10	100%	10
EMERALD COAST HOSPICE - CRESTVIEW		10			10
BELLEVUE HOSPITAL CENTER DEPARTMENT		10			10
WATSON HEALTHCARE		7	3	30%	10
BROOKDALE PANAMA CITY		9	1	10%	10
HUNTINGTON STATION URGENT CARE		9	1	10%	10
Z UROLOGY		10			10
OCALA OAKS REHABILITATION CENTER		7	3	30%	10
MINUTECLINIC DIAGNOSTIC OF RHODE ISLAND, LLC #590		10			10
CHILDREN'S HEALTH CENTER INC.		7	2	22%	9
MOUNT DORA PEDIATRICS		8	1	11%	9
ANY LAB TEST NOW INC			9	100%	9
MOLECULAR PATHOLOGY LABORATORY			9	100%	9

COVID-19: testing by laboratory

Data through Dec 23, 2020 verified as of Dec 24, 2020 at 09:25 AM

Data in this report are provisional and subject to change.

The numbers in the table below represent the number of Florida and non-Florida residents for whom test results were received by the Department of Health. A person can be tested by more than one laboratory and can have both positive and negative results. **Therefore, the sum of the numbers in each column will be larger than the total number of people tested.**

Reporting lab	Inconclusive	Negative	Positive	Percent positive	Total
STATEN ISLAND UNIVERSITY HOSPITAL SEGUINE AVE		9			9
CYPRESS POINT LIVING, LLC		7	2	22%	9
GULFSIDE HOSPICE INC		6	3	33%	9
BAYFRONT HEALTH ST PETERSBURG		8	1	11%	9
TMH PHYSICIAN PARTNERS - MONTICELLO		8	1	11%	9
MEDEXPRESS URGENT CARE - SEMINOLE SQUA		8	1	11%	9
MINUTE CLINIC DIAGNOSTIC OF VIRGINIA		6	3	33%	9
MID-FLORIDA PATHOLOGY, LLC		9			9
CARENOW URGENT CARE-MT JULIET		8	1	11%	9
LAKE NONA MEDICAL SERVICE LLC		9			9
FLORIDA ENDOSCOPY & SURGERY CTR LLC		9			9
Citymd Of Lacey		8	1	11%	9
NORTHBROOK CENTER FOR		8	1	11%	9
FIRST CHOICE PEDIATRICS WINTER SPRINGS		9			9
AUBURN COMMUNITY HOSPITAL		8	1	11%	9
NEMOURS CHILDREN'S PRIMARY CARE VERO BEACH			9	100%	9
SAMARITAN MEDICAL CENTER		9			9
CHEMISYS LABORATORIES		1	8	89%	9
ALBIBI		1	8	89%	9
NORTHSHORE UNIVERSITY HEALTHSYSTEM EVANSTON HOSPITAL LAB			9	100%	9
CAREHERE- LCS LEESBURG			9	100%	9
UNIVERSITY HOSPITAL UC HEALTH		6	3	33%	9
MIDMICHIGAN MEDICAL CENTER			9	100%	9
PLYMOUTH HARBOR INCORPORATED		9			9
RAINBOW PEDIATRICS			9	100%	9
ADVENTHEALTH MEDICAL GROUP CARE CLINIC AT		7	2	22%	9
BOCA RATON REGIONAL HOSPITAL LAB			9	100%	9
SOUTH NASSAU COMMUNITIES HOSPITAL		7	2	22%	9
MINUTECLINIC DIAGNOSTIC OF PENNSYLVANI		9			9
OCOE PEDIATRICS		8	1	11%	9
OMNI			9	100%	9
Maury Regional Hospital		6	3	33%	9
BARNES HEALTHCARE OF FLORIDA LLC		9			9
PREMIER LABORATORY SERVICES, LLC		5	4	44%	9
CARENOW URGENT CARE - EAST NASHVILLE		8	1	11%	9
VILLAGE PLACE HEALTH AND REHAB		9			9
VALLEY IMMEDIATE CARE		8	1	11%	9
RICHMOND UNIVERSITY MEDICAL CENTER		7	2	22%	9
BAY STREET PHARMACY		9			9
SAN JOSE SENIOR CARE LLC		6	3	33%	9
BAYONET POINT HOSPITAL			9	100%	9
FAMILY MEDICINE AT HUNTERS CREEK		9			9
PATEL MEDICAL VENTURES		8	1	11%	9
49D2045214PHYSICIAN OFFICE-WAIVER-MEDEXPRESS URGENT CARE - HARRISONBU		5	4	44%	9
AVOW HOSPICE INC		9			9
UNAVAILABLE/UNKNOWN/NO INFORMATION FOUND			9	100%	9

COVID-19: testing by laboratory

Data through Dec 23, 2020 verified as of Dec 24, 2020 at 09:25 AM

Data in this report are provisional and subject to change.

The numbers in the table below represent the number of Florida and non-Florida residents for whom test results were received by the Department of Health. A person can be tested by more than one laboratory and can have both positive and negative results. **Therefore, the sum of the numbers in each column will be larger than the total number of people tested.**

Reporting lab	Inconclusive	Negative	Positive	Percent positive	Total
BRIDGEWAY HEALTH CLINICS INC			9	100%	9
LIFE CARE CENTER OF PORT ST. LUCIE		6	3	33%	9
PARROTT MEDICAL CLINIC			9	100%	9
BAYA URGENT CARE LLC		1	8	89%	9
WELLMED AT SOUTH PARSONS		8	1	11%	9
PRIMARY CARE MEDICINE		8	1	11%	9
PRECISION GENETICS			9	100%	9
CAMPBELL URGENT CARE			9	100%	9
GCPM MANUAL MICROBIOLOGY		1	8	89%	9
ILLINOIS DEPT OF PUBLIC HEALTH LAB - SPRINGFIELD			9	100%	9
LPG PEDIATRICS AT PAGE FIELD		9			9
Jupiter Medical Center Pavilion		8	1	11%	9
PEDIATRIC HEALTH CARE ALLIANCE			9	100%	9
RIVERSIDE MEDICAL GROUP		8	1	11%	9
Wesley Place on Honeysuckle		8	1	11%	9
GEORGE SAFRAN MD PC		8	1	11%	9
SIGMUND LABS LLC		9			9
BEST MEDICAL CENTER		8			8
ADVENT HEALTH - FOUR CORNERS ER		8			8
TRINITY MEDICAL ASSOCIATES LLC			8	100%	8
VETERAN AFFAIRS MEDICAL CENTER - JAMES J PETERS		6	2	25%	8
MINUTECLINIC MINUTECLINIC #8746		8			8
HARBORCHASE OF DR PHILLIPS		7	1	13%	8
NIGHT OWL PEDIATRICS URGENT CARE			8	100%	8
COLLIER COUNTY HEALTH DEPT.		4	4	50%	8
X-GENE MOLECULAR LABS		1	7	88%	8
MINUTECLINIC, LLC, DBA MINUTECLINIC #5		7	1	13%	8
CVS PHARMACY NO 274		8			8
THE WOLFF CENTER FOR CHILD & ADOLESCENT HEALTH			8	100%	8
HORIZON MEDICAL GROUP		7	1	13%	8
MD NOW MEDICAL CENTERS INC			8	100%	8
BLOCK NATION CHASE		4	4	50%	8
JOHNS HOPKINS MEDICAL LABORATORIES		1	7	88%	8
FAMILY HEALTH CENTER			8	100%	8
MINUTECLINIC DIAGNOSTIC OF OHIO LLC		7	1	13%	8
MEDEXPRESS URGENT CARE PARKERSBURG		7	1	13%	8
BAPTIST OUTPATIENT			8	100%	8
SYLVESTER AT PLANTATION LABORATORY		7	1	13%	8
BAPTIST HEALTH			8	100%	8
GOLISANO CHILDREN'S HOSPITAL OF SOUTHWEST FLORIDA		6	2	25%	8
ADVENTHEALTH MEDICAL GROUP		8			8
PASSPORT HEALTH			8	100%	8
WACO HHSSURGEWACO	1	6	1	13%	8
HEALTHMARK REGIONAL HOSPITAL LAB		4	4	50%	8
UNIVERSITY MEDICAL CENTER		8			8
ATLANTIC CONSOLIDATED LABORATORY		8			8

COVID-19: testing by laboratory

Data through Dec 23, 2020 verified as of Dec 24, 2020 at 09:25 AM

Data in this report are provisional and subject to change.

The numbers in the table below represent the number of Florida and non-Florida residents for whom test results were received by the Department of Health. A person can be tested by more than one laboratory and can have both positive and negative results. **Therefore, the sum of the numbers in each column will be larger than the total number of people tested.**

Reporting lab	Inconclusive	Negative	Positive	Percent positive	Total
WELLMED AT LAKE COPELAND		5	3	38%	8
TELEVISIT PALM BAY FAMILY PRACTICE		6	2	25%	8
CHILDRENS MEDICAL CENTER			8	100%	8
ALACHUA COUNTY HEALTH DEPARTMENT		1	7	88%	8
COASTAL FAMILY PRACTICE		5	3	38%	8
CIAN DIAGNOSTICS			8	100%	8
MINIMALLY INVASIVE VASCULAR INC		8			8
EXECUTIVE MEDICAL SERVICES		8			8
WHITE SANDS OUTPATIENT SERVICES (WSOP SERVICES LLC		8			8
ST. JOSEPH HOSPITAL AND HEALTH CARE INC.			8	100%	8
TEXAS DEPARTMENT OF STATE HEALTH SERVICES		2	6	75%	8
ORMOND BEACH CENTRA CARE			8	100%	8
MID-HUDSON VALLEY DIVISION OF WESTCHESTER MEDICAL		8			8
NORTHWEST FLORIDA ENT, PA		3	5	63%	8
GENE STREET LABORATORIES, LLC		6	2	25%	8
NATURE COAST REGIONAL MEDICAL CENTER			8	100%	8
FHCP-ORANGE CITY			8	100%	8
HOLY NAME MEDICAL CENTER	1	6	1	13%	8
SAMARITAN HOSPITAL LABORATORY		7	1	13%	8
ONEIDA HEALTHCARE CENTER		8			8
EMERGENCY MEDICAL CENTER		3	5	63%	8
CARROLL GARDENS URGENT CARE		8			8
LIFE CARE CITRUS COUNTY			8	100%	8
FOUNTAINVIEW BY FIVE STAR QUALITY CARE		7	1	13%	8
MEDEXPRESS URGENT CARE - CHRISTIANBURG		7	1	13%	8
PANCARE HEALTH - BAY COUNTY - YOUNGSTOWN		8			8
AVENTURA HOSPITAL AND MEDICAL CENTER			8	100%	8
HUNTINGTON VILLAGE URGENT CARE		8			8
JPR URGENT MEDICAL CARE		8			8
BROOKDALE MANDARIN CENTRAL			8	100%	8
MICHIGAN DEPARTMENT OF COMMUNITY HEALTH		1	7	88%	8
WESTCHESTER GENERAL HOSPITAL BLOOD GAS LAB			8	100%	8
ALLINA HEALTH - ABBOTT NORTHWESTERN HOSPITAL		5	3	38%	8
DOCTOR'S IN-HOUSE LAB/COMMUNITY HEALTH CENTERS OF PINELLAS - CLEARWATE			8	100%	8
INTERNAL MEDICINE ASSOCIATES OF JACKSON HOSPITAL			8	100%	8
FAMILY PRACTICE ON THE GO		6	2	25%	8
JX REF LAB			8	100%	8
ASSISTED LIVING OF BROWARD		8			8
CVS MINUTE CLINIC, LLC		6	2	25%	8
METHODIST MEDICAL CENTER		6	2	25%	8
OHIO CVS STORES, LLC DBA		8			8
BEAUMONT EMERGENCY CENTER			8	100%	8
DOCTOR'S IN HOUSE LAB			8	100%	8
SURGOINSVILLE PHARMACY		8			8
MINUTECLINIC DIAGNOSTIC OF NORTH CAROLINA PC		8			8
ROBERT WOOD JOHNSON HOSPITAL		7	1	13%	8

COVID-19: testing by laboratory

Data through Dec 23, 2020 verified as of Dec 24, 2020 at 09:25 AM

Data in this report are provisional and subject to change.

The numbers in the table below represent the number of Florida and non-Florida residents for whom test results were received by the Department of Health. A person can be tested by more than one laboratory and can have both positive and negative results. **Therefore, the sum of the numbers in each column will be larger than the total number of people tested.**

Reporting lab	Inconclusive	Negative	Positive	Percent positive	Total
MOSOLF PEDIATRICS			8	100%	8
MEDEXPRESS URGENT CARE - PANTOPS		7	1	13%	8
ADVANCED DIAGNOSTIC LABORATORY		1	7	88%	8
GENEUS DIAGNOSTICS			8	100%	8
BARTON PARKER OD PC		8			8
HOLIDAY MEDICAL ASSOCIATES		1	7	88%	8
LAKELAND HILLS CENTER		4	4	50%	8
MEDEXPRESS URGENT CARE - TIMBERLAKE		8			8
LEE COUNTY HEALTH DEPARTMENT		4	3	43%	7
LYNMOORE,THE		7			7
EAR NOSE AND THROAT ASSOCIATES OF MANATEE, P.A.		7			7
GOOD SAMARITAN SOCIETY OF DAYTONA		5	2	29%	7
ST JUDE LABORATORIES		5	2	29%	7
MEDEXPRESS URGENT CARE - BENTON HARBOR		7			7
DORAL URGENT CARE			7	100%	7
ST PETERSBURG PEDIATRICS-EAST BAY			7	100%	7
DIAGNOSTIC CLINIC		6	1	14%	7
NORTON HEALTHCARE			7	100%	7
FAMILY CARE PARTNERS URGENT CARE LLC		5	2	29%	7
Sunset Lake Health and Rehabilitation Center		7			7
CVS PHARMACY #8800		5	2	29%	7
ECLRS		2	5	71%	7
Ocoee Health Care Center		7			7
SCHOOL OF PHARMACY AND PHARMACEUTICAL		7			7
THE VILLAGES HEALTH		5	2	29%	7
MONROE COUNTY HOSPITAL		5	2	29%	7
BRADENTON PHYSICIANS MEDICAL CENTER			7	100%	7
HOLY GARDEN ALF, INC.		7			7
DOCTORS CLINICAL LABORATORY, INC		5	2	29%	7
METROPOLITAN HOSPITAL CENTER		6	1	14%	7
ISLAND LAKE CENTER		3	4	57%	7
MEDLABS DIAGNOSTICS		7			7
TRUE HEALTH DIAGNOSTICS		1	6	86%	7
CENTRAL FLORIDA PEDIATRIC URGENT CARE LLC		6	1	14%	7
ALLEGRO - TAMPA	1	4	2	29%	7
TRUE HEALTH		5	2	29%	7
WYOMING COUNTY COMMUNITY HOSPITAL LABORATORY		7			7
FLORIDA DIGESTIVE AND LIVER SPECIALIST		7			7
LAKEVIEW HEALTH SYSTEMS			7	100%	7
BAY REGIONAL URGENT CARE		1	6	86%	7
DEPARTMENT OF HEALTH- CITRUS COUNTY			7	100%	7
Rosewood Healthcare and Rehabilitation Center		5	2	29%	7
STERLING HOUSE OF PUNTA GORDA		7			7
ALACHUA			7	100%	7
TNC WALK IN CLINIC		4	3	43%	7
PENINSULA CARE AND REHABILITATION CENTER			7	100%	7

COVID-19: testing by laboratory

Data through Dec 23, 2020 verified as of Dec 24, 2020 at 09:25 AM

Data in this report are provisional and subject to change.

The numbers in the table below represent the number of Florida and non-Florida residents for whom test results were received by the Department of Health. A person can be tested by more than one laboratory and can have both positive and negative results. **Therefore, the sum of the numbers in each column will be larger than the total number of people tested.**

Reporting lab	Inconclusive	Negative	Positive	Percent positive	Total
Consulate Health Care of Brandon		7			7
LEPE'S HOUSE			7	100%	7
GENTRY PARK ORLANDO ASSISTED LIVING		6	1	14%	7
PERSONAL PEDIATRICS PA		5	2	29%	7
MAINSTREET FAMILY CARE			7	100%	7
LAKES DIALYSIS CENTER INC			7	100%	7
ARCHBOLD MEMORIAL HOSPITAL/LAB		3	4	57%	7
SARASOTA - ROBERT L TAYLOR COMMUNITY CENTER□		1	6	86%	7
CARENOW URGENT CARE-MADISON		7			7
PBC FOUND CARE INC			7	100%	7
ORANGE PARK PEDIATRIC ASSOCIATES		1	6	86%	7
QUE		4	3	43%	7
BAYLOR GENETICS		5	2	29%	7
ORLANDO HEALTH PHYSICIAN ASSOCIATES		4	3	43%	7
WELLMED AT PORT ST LUCIE WEST		6	1	14%	7
MEDEXPRESS URGENT CARE - MAPLE DRIVE		7			7
HEALTH CARE LABORATORY SERVICES		1	6	86%	7
FLORIDA CENTER FOR DERMATOLOGY LABORATORY			7	100%	7
HEALTH NETWORK LABORATORIES		6	1	14%	7
NOVANT HEALTH INPATIENT CARE		2	5	71%	7
INN AT ASTON GARDENS AT PELICAN POINTE,THE		7			7
UNIVERSITY OF WASHINGTON MEDICAL CENTER			7	100%	7
HOLMES COUNTY HEALTH DEPARTMENT		3	4	57%	7
HEALTHWORKS MED GROUP OF FLORIDA PA		2	5	71%	7
FLORIDA CLINICAL LAB			7	100%	7
DIEGO FALLON MD PA		5	2	29%	7
HEARTLAND PEDIATRICS OF LAKE PLACID			7	100%	7
SUNSHINE ASSISTED LIVING		7			7
FLORIDA HOSPITAL KISSIMMEE		4	3	43%	7
LAB UNKNOWN		6	1	14%	7
MONTEFIORE NYACK HOSPITAL AFFILIATED LABORATORY		7			7
CVS MINUTE CLINIC DIAGNOSTIC MED GRP OF CA		7			7
BAPTIST PEDIATRICS		6	1	14%	7
CENTER ONE SURGERY CENTER		6	1	14%	7
PEDIATRICS OF CENTRAL FLORIDA		5	2	29%	7
MINUTECLINIC #8699		4	3	43%	7
ELMCROFT PINECREST		7			7
FLORIDA HOSPITAL WINTER PARK		6	1	14%	7
WOODLAND TOWERS		6	1	14%	7
PBSO WEST PALM FAMILY PRACTICE		1	6	86%	7
VIRTUA VOORHEES HOSPITAL		5	2	29%	7
MISSOURI DEPARTMENT OF HEALTH AND SENIOR SERVICES			7	100%	7
IRL MARKET LAB			7	100%	7
THE MARY IMOGENE BASSETT HOSPITAL		7			7
St Joseph's Hospital & Medical Center		7			7
MEDEXPRESS URGENT CARE MONACA		7			7

COVID-19: testing by laboratory

Data through Dec 23, 2020 verified as of Dec 24, 2020 at 09:25 AM

Data in this report are provisional and subject to change.

The numbers in the table below represent the number of Florida and non-Florida residents for whom test results were received by the Department of Health. A person can be tested by more than one laboratory and can have both positive and negative results. **Therefore, the sum of the numbers in each column will be larger than the total number of people tested.**

Reporting lab	Inconclusive	Negative	Positive	Percent positive	Total
SOUTH COM HEALTH CLINIC, DEPT. OF THE ARMY		7			7
GULF COAST MEDICAL GROUP		2	5	71%	7
DOH-TAMPA BRANCH LABORATORY (MLK BLVD)		3	4	57%	7
VETERANS AFFAIRS MEDICAL CENTER - OUTPATIENT			7	100%	7
CHILDREN'S HEALTHCARE OF ATLANTA/EGLESTON		7			7
RIVER OAKS TREATMENT CENTER			7	100%	7
MEYER PEDIATRICS CHTD		7			7
SEA LEVEL LABS			7	100%	7
AVON PARK PEDIATRICS			7	100%	7
DOCTOR'S IN-HOUSE LAB/COMMUNITY HEALTH CENTERS OF PINELLAS -PINELLAS P			7	100%	7
PATHLINE			6	100%	6
MEDEXPRESS URGENT CARE - WINCHESTER GATEWAY		5	1	17%	6
GRACE REHABILITATION CENTER OF VERO BEACH		4	2	33%	6
MINUTECLINIC DIAGNOSTIC OF NORTH CAROLINA, PC		5	1	17%	6
MEDEXPRESS URGENT CARE - MONROE		6			6
SONORA QUEST LABORATORIES			6	100%	6
NOT INDICATED		1	5	83%	6
BEACON AT GULF BREEZE, THE		6			6
ISLAND COAST PEDIATRICS IN-HOUSE LAB		6			6
SOUTH CAROLINA DEPARTMENT OF HEALTH			6	100%	6
MIAMI BEACH COMMUNITY HEALTH CENTER INC			6	100%	6
CAPITAL HEALTH PLAN LABORATORIES			6	100%	6
Manor Care of Dunedin		6			6
ENT AND ALLERGY ASSOCIATES OF FLORIDA LLC		6			6
CLEARWATER PEDIATRIC CARE		1	5	83%	6
PALMS, THE		6			6
AVALON PARK RETIREMENT RESIDENCE		6			6
Thermopolis Rehabilitation Wellness		6			6
CRESTVIEW URGENT CARE			6	100%	6
MINUTECLINIC, LLC #05038		6			6
KEYSTONE PLACE AT NAPLES PRESERVE		4	2	33%	6
SONATA BOYNTON BEACH		5	1	17%	6
BAYCARE ALLIANT HOSPITAL			6	100%	6
MID FLORIDA PATHOLOGY LLC		5	1	17%	6
LABCORP TAMPA		5	1	17%	6
Summit Medical Group Westfield Lab		6			6
DOH JACKSONVILLE CENTRAL LABORATORY		3	3	50%	6
RED MOUNTAIN DIAGNOSTICS		6			6
ROSS MEDICAL GROUP			6	100%	6
NEW YORK PRESBYTERIAN - LOWER MANHATTAN		6			6
WATAUGA MEDICAL CENTER		4	2	33%	6
MEDEXPRESS URGENT CARE- MARYLAND		6			6
MC DIAGNOSTIC OF CONNECTICUT, PC #1960		6			6
MEDEXPRESS URGENT CARE - ROBINSON TWP, STEUBENVILLE PIKE		6			6
WILDLIGHT LAB			6	100%	6
CHILDREN'S HOSPITAL OF PHILADELPHIA		5	1	17%	6

COVID-19: testing by laboratory

Data through Dec 23, 2020 verified as of Dec 24, 2020 at 09:25 AM

Data in this report are provisional and subject to change.

The numbers in the table below represent the number of Florida and non-Florida residents for whom test results were received by the Department of Health. A person can be tested by more than one laboratory and can have both positive and negative results. **Therefore, the sum of the numbers in each column will be larger than the total number of people tested.**

Reporting lab	Inconclusive	Negative	Positive	Percent positive	Total
WALK IN URGENT CARE			6	100%	6
IMA MEDICAL CENTER		3	3	50%	6
SAINT PETER'S UNIVERSITY HOSPITAL		6			6
PUBLIC HEALTH LAB		6			6
ROCKLAND URGENT CARE FAMILY HEALTH NP		6			6
GENETIC TECHNOLOGICAL INNOVATIONS			6	100%	6
TAMIAMI LAB MILLENIUM			6	100%	6
LUTHERAN HAVEN EXTENDED CONGREGATE CAR		6			6
Hackensack Umc Mountainside		6			6
ADVANCE URGENT CARE CENTER, LLC			6	100%	6
PENN MEDICINE PRINCETON MEDICAL CENTER		6			6
JACKSON CLINIC PA,THE		3	3	50%	6
TLC FAMILY CARE HOME INC		6			6
FLORIDA HOSPITAL APOPKA		5	1	17%	6
CAREWELL 301 - WARWICK			6	100%	6
KINDRED HOSPITAL CENTRAL TAMPA BLOOD GAS		6			6
JERSEY SHORE MEDICAL CENTER		6			6
FLORIDA WOMAN CARE LABORATORY			6	100%	6
BAYCARE MEDICAL GROUP INC			6	100%	6
LAKE MARY - STIRLING CENTER SUITE 202			6	100%	6
MEDEXPRESS URGENT CARE-LATROBE		6			6
LIGHTHOUSE PEDIATRICS OF NAPLES		4	2	33%	6
LAWTON CHILES HEALTH CENTER		1	5	83%	6
MONTEFIORE MEDICAL CENTER LABORATORIES - WEILER		4	2	33%	6
MEDICAL CENTER AT OCEAN REEF		1	5	83%	6
AVALON FAMILY RESORT ASSISTED LIVING LLC		6			6
CARENOW URGENT CARE-SOUTHLAKE			6	100%	6
MERCY HEALTH—MUSKEGON		5	1	17%	6
MERCY COLLEGE HEALTH OFFICE		6			6
CVS MINUTE CLINIC DIAGNOSTIC OF TEXAS, LLC		6			6
MONTEFIORE MEDICAL CENTER LABORATORIES - NORTH		6			6
LIFE'S SPECIAL MOMENTS INC		6			6
AARK LABORATORY		6			6
ETHOS LABORATORIES		6			6
VERMONT DEPARTMENT OF HEALTH		1	5	83%	6
CAPE CORAL URGENT CARE		3	3	50%	6
UNILAB		2	4	67%	6
XPRESS URGENT CARE LLC		6			6
MINUTECLINIC, LLC, DBA MINUTECLINIC #6106		5	1	17%	6
THE VILLAGES REGIONAL HOSPITAL FREESTANDING		3	3	50%	6
COMMONWEALTH OF MASSACHUSETTS			6	100%	6
CARE HERE		1	5	83%	6
RIVERVIEW REGIONAL MEDICAL CENTER		6			6
AEGIS MEDICAL GROUP			6	100%	6
BETH ISRAEL DEACONESS MEDICAL CENTER			6	100%	6
JOSEF SCHENKER MD PC		6			6

COVID-19: testing by laboratory

Data through Dec 23, 2020 verified as of Dec 24, 2020 at 09:25 AM

Data in this report are provisional and subject to change.

The numbers in the table below represent the number of Florida and non-Florida residents for whom test results were received by the Department of Health. A person can be tested by more than one laboratory and can have both positive and negative results. **Therefore, the sum of the numbers in each column will be larger than the total number of people tested.**

Reporting lab	Inconclusive	Negative	Positive	Percent positive	Total
FORT HAMILTON URGENT CARE		6			6
BROWARD PARTNERSHIP		6			6
TEXAS MEDCLINIC			6	100%	6
LUMADOC HEALTH		4	2	33%	6
PATHGROUP LABS, LLC		4	2	33%	6
ST LUKES ROOSEVELT LABORATORY		6			6
FREEDOM SQUARE NURSING CENTER			6	100%	6
ENIGMA DIAGNOSTIC, INC.			6	100%	6
THOMAS JEFFERSON UNIVERSITY HOSPITAL		4	2	33%	6
MINUTECLINIC DIAGNOSTIC OF HAWAII LLC		6			6
AZALEA HEALTH		2	4	67%	6
IU HEALTH PATHOLOGY		1	5	83%	6
LUXOR SCIENTIFIC LLC			6	100%	6
PALMETTO HEALTH ALLIANCE		3	3	50%	6
LUTHERAN HAVEN ASSISTED LIVING		6			6
HEALTHPARK MEDICAL CENTER ABG LAB		5	1	17%	6
PROHEALTH MED		1	5	83%	6
BOCA VIPEDIATRICS			6	100%	6
DEBARY HEALTH AND REHABILITATION CENTER		6			6
Sovereign Laboratory Services, LLC		6			6
BAYCARE MEDICAL GROUP		1	5	83%	6
CVS MINUTE CLINIC DIAGNOSTIC OF TEXAS,LLC		4	2	33%	6
FIRST COAST CARDIOVASCULAR INSTITUTE PA			6	100%	6
TIMBER CREEK PEDIATRICS		6			6
LODGE HEALTH AND REHABILITATION CENTER, THE		6			6
CVS HEALTH, #3396		6			6
Northwell Lab		2	4	67%	6
ARLINGTON OF NAPLES		6			6
THE CLINIC PREMISE HEALTH			6	100%	6
FLORIDA MEDICAL SPECIALISTS		2	4	67%	6
COOPER HOSPITAL/UNIVERSITY MEDICAL		5			5
SUTTER TRACY COMMUNITY HOSPITAL			5	100%	5
CITRUS COUNTY HEALTH DEPARTMENT		4	1	20%	5
TANNER MEDICAL CENTER EAST AL		5			5
MEDEXPRESS ELKINS		5			5
MINUTECLINIC DIAGNOSTIC OF PENNSYLVANIA, LLD #1545		5			5
MEDICAL CENTER OF BLOUNTSTOWN			5	100%	5
MINUTE CLINIC DIAGNOSTIC OF NEW JERSEY		5			5
UCF STUDENT HEALTH SERVICES LABORATORY		2	3	60%	5
RICH STREET GROUP HOME			5	100%	5
MEDEXPRESS URGENT CARE - WILLIAMSPORT		4	1	20%	5
ADVENT HEALTH - DELTONA ER		1	4	80%	5
Westchester General Hospital			5	100%	5
CARL R DARNALL ARMY MEDICAL CENTER			5	100%	5
FAMILY MEDICINE OF WESTON LLC			5	100%	5
CARLOS PORTU MD, PLLC			5	100%	5

COVID-19: testing by laboratory

Data through Dec 23, 2020 verified as of Dec 24, 2020 at 09:25 AM

Data in this report are provisional and subject to change.

The numbers in the table below represent the number of Florida and non-Florida residents for whom test results were received by the Department of Health. A person can be tested by more than one laboratory and can have both positive and negative results. **Therefore, the sum of the numbers in each column will be larger than the total number of people tested.**

Reporting lab	Inconclusive	Negative	Positive	Percent positive	Total
CLEVELAND TENNESSEE HOSPITAL COMPANY		5			5
OMNICARE PHARMACY OF TEXAS 1, LP DBA OMNICARE		5			5
ASCENSION ST VINCENT'S CLAY COUNTY			5	100%	5
SONATA DELRAY BEACH		4	1	20%	5
INTERNAL MEDICINE SPECIALISTS			5	100%	5
INDIANA STATE DEPARTMENT OF HEALTH		1	4	80%	5
WESTMINSTER SHORES			5	100%	5
WADSWORTH CENTER - DAVID AXELROD INSTITUTE		5			5
DOCS URGENT CARE		1	4	80%	5
MEDEXPRESS URGENT CARE-ALTOONA		5			5
PEDIATRICS OF CENTRAL FLORIDA - POINCIANA		3	2	40%	5
BAPTIST HEALTH - TOWN CENTER			5	100%	5
CONCENTRA			5	100%	5
URGENT MEDICAL CENTER INC		2	3	60%	5
HAZELDEN FLORIDA		5			5
PARRISH HEALTH CENTER		5			5
FLORIDA HOSPITAL LAKE MARY		5			5
EL PARAISO HOME INC		5			5
ATLANTIC COMMUNITY HIGH SCHOOL		4	1	20%	5
INDIAN RIVER PRIMARY CARE PA		5			5
PRECISION LABS LLC		2	3	60%	5
URGENT CARE & FAMILY PRACTICE CENTER			5	100%	5
DUVAL PHARMACY		2	3	60%	5
NOVANT HEALTH UVA		2	3	60%	5
CHAMPLAIN VALLEY PHYSICIANS HOSPITAL		3	2	40%	5
BAY BREEZE HEALTH AND REHABILITATION CENTER		5			5
EGL GENETICS DIAGNOSTICS			5	100%	5
LANE PEDIATRICS PA			5	100%	5
NELSON BIOLOGICAL			5	100%	5
CENTREX CLINICAL LABS INC		5			5
MOUNT SINAI BROOKLYN LABORATORY		4	1	20%	5
PRECISION DIAGNOSTICS INC - NJ		5			5
STATMED OCALA			5	100%	5
NORTH FLORIDA PEDIATRICS JASPER			5	100%	5
LABCORP UNSPECIFIED		5			5
PEDIATRIC URGENT HEALTH CARE			5	100%	5
URGENT CARE OF LONGWOOD			5	100%	5
SACRED HEART HEALTH SYSTEM INC		5			5
MINUTECLINIC DIAGNOSTIC OF PA, LLC (1036)		4	1	20%	5
ADVENTHEALTH EXPRESS CARE AT WALGREENS			5	100%	5
LORI MCAULIFFE MD PA			5	100%	5
GENTIVA HEALTH SERVICES		5			5
MEDEXPRESS URGENT CARE - MIDLOTHIAN		5			5
CLEVELAND CLINIC MARTIN HEALTH NURSING & RESTORATIVE		5			5
ST JOSEPH WOMENS HOSPITAL			5	100%	5
DESOTO HEALTH AND REHAB LLC		3	2	40%	5

COVID-19: testing by laboratory

Data through Dec 23, 2020 verified as of Dec 24, 2020 at 09:25 AM

Data in this report are provisional and subject to change.

The numbers in the table below represent the number of Florida and non-Florida residents for whom test results were received by the Department of Health. A person can be tested by more than one laboratory and can have both positive and negative results. **Therefore, the sum of the numbers in each column will be larger than the total number of people tested.**

Reporting lab	Inconclusive	Negative	Positive	Percent positive	Total
HUNTERS CREEK PEDIATRICS		5			5
MEDEXPRESS URGENT CARE - ELM GROVE		5			5
GUTHRIE MEDICAL GROUP LABORATORIES		5			5
NORTH BEACH REHABILITATION CENTER		4	1	20%	5
GLEN FALLS HOSPITAL DEPARTMENT OF PATHOLOGY		5			5
The Waterford		5			5
DR PHILLIPS MEDICAL WELLNESS CENTER		5			5
COMMUNITY HEALTH OF SOUTH FLORIDA			5	100%	5
WELLIGENT			5	100%	5
BETHESDA COMMUNITY HEALTH CENTER			5	100%	5
OSWEGO HOSPITAL LABORATORY		5			5
MINUTECLINIC DIAGNOSTIC OF NEW JERSEY		4	1	20%	5
ST VINCENT'S CHILTON		4	1	20%	5
BREVARD HEALTH ALLIANCE INC, THE			5	100%	5
ACCESS PHARMACY		5			5
MEADOWCREST FAMILY PHYSICIANS PA			5	100%	5
HILLSBOROUGH COUNTY HEALTH DEPARTMENT			5	100%	5
BAPTIST PRIMARY BLACK CREEK SOUTH			5	100%	5
NEW HAMPSHIRE DEPARTMENT OF HEALTH AND HUMAN SERVICES		3	2	40%	5
RIVER CITY PRIMARY AND URGENT CARE			5	100%	5
FINLAY		1	4	80%	5
GERALD J KIVETT MD		5			5
LAKE NONA PEDIATRICS IN ASSOCIATION WITH NEMOURS		5			5
MULBERRY CARE CENTER		2	3	60%	5
MINUTECLINIC DIAGNOSTIC OF NORTH CAROLINA		5			5
BROWARD COUNTY HEALTH DEPT.			5	100%	5
FRANCES WARDE MEDICAL LABORATORY		2	3	60%	5
MEDEXPRESS URGENT CARE - BEECH GROVE		5			5
PEDIATRICS OF ALTAMONTE		5			5
GULF COAST VETERANS HCS PANAMA CITY OPC		5			5
SOUTHERN OCEAN MEDICAL CENTER		5			5
NATIONAL GENETICS INST LABCORP		1	4	80%	5
KENILWORTH CARE & REHABILITATION CENTER			5	100%	5
DEPARTMENT OF HEALTH AND HUMAN SERVICES LANSING			5	100%	5
MANATEE COUNTY JAIL		4	1	20%	5
BAYSHORE LABORATORY		4	1	20%	5
MEDEXPRESS URGENT CARE - WASHINGTON		4	1	20%	5
NORTHPORT MEDICAL CENTER LAB		5			5
WOODHULL MEDICAL AND MENTAL HEALTH CTR		5			5
WAKEMED		1	4	80%	5
NORTHERN DUTCHESS HOSPITAL LABORATORY		5			5
MEDEXPRESS URGENT CARE - RICHMOND, NINE MILE RD		5			5
MAXHEALTH		4	1	20%	5
ELLIS HOSPITAL LABORATORY		5			5
MANATEE PEDIATRICS			5	100%	5
CORAL LANDING ASSISTED LIVING		5			5

COVID-19: testing by laboratory

Data through Dec 23, 2020 verified as of Dec 24, 2020 at 09:25 AM

Data in this report are provisional and subject to change.

The numbers in the table below represent the number of Florida and non-Florida residents for whom test results were received by the Department of Health. A person can be tested by more than one laboratory and can have both positive and negative results. **Therefore, the sum of the numbers in each column will be larger than the total number of people tested.**

Reporting lab	Inconclusive	Negative	Positive	Percent positive	Total
GRAND VILLA OF ALTAMONTE SPRINGS			5	100%	5
ADIRONDACK MEDICAL CENTER		5			5
MEDEXPRESS URGENT CARE-MUNCIE		5			5
CVS MINUTE CLINIC DIAGNOSTIC OF NEW JERSEY		5			5
OPTUM SILVER LAKES			5	100%	5
CRESTWOOD MEDICAL CENTER		4	1	20%	5
UNIVERSITY OF CHICAGO MEDICAL CENTER LAB			5	100%	5
MINUTE CLINIC		1	4	80%	5
UT SOUTHWESTERN MEDICAL CENTER			5	100%	5
WEST PACIFIC MEDICAL LABORATORY			5	100%	5
STEWART MELBOURNE HOSPITAL			5	100%	5
ILLINOIS DEPARTMENT OF PUBLIC HEALTH			5	100%	5
UPMC HEALTH SYSTEM		4	1	20%	5
FLORIDA DEPARTMENT OF HEALTH IN MONROE COUNTY		2	3	60%	5
Florida Clinical Laboratory		1	4	80%	5
FLORIDA DEPARTMENT OF HEALTH - INVERNESS		3	2	40%	5
XRL SXF REF LAB		5			5
JOE DIMAGGIO CHILDREN'S HOSPITAL		1	4	80%	5
Army Residence Community		5			5
MINUTE CLINIC DIAGNOSTIC OF SC, LLC #42		4	1	20%	5
ST CHARLES HOSPITAL LABORATORY		5			5
ROSEMONT GARDENS INC		5			5
THE UNIVERSITY OF VERMONT MEDICAL CENTER		4	1	20%	5
ORMOND MEDICAL ARTS		3	2	40%	5
MIAMI COMPREHENSIVE MEDICINE GROUP PA		4	1	20%	5
MAIMONIDES MEDICAL CENTER		4	1	20%	5
ST JOHNS BIOMEDICAL LAB		5			5
KIDSVILLE PEDIATRICS			5	100%	5
BEACH HOUSE		5			5
DALLAS COUNTY HEALTH AND HUMAN SERVICES			5	100%	5
VIBRANT AMERICA		3	2	40%	5
AEL KNOXVILLE			5	100%	5
DAVITA DIALYSIS		4	1	20%	5
RUSH UNIVERSITY MEDICAL CENTER LABORATORY			5	100%	5
CURATIVE CARE CENTER INC		1	4	80%	5
BURRY'S PHARMACY INC		1	4	80%	5
SOUTHEASTERN PEDIATRIC ASSOCIATES			5	100%	5
Kennedy University Hospital		5			5
EXPRESS DOCS LLC			5	100%	5
BROOKDALE CLERMONT			5	100%	5
JOSEF SCHENKER MD PC DBA CENTERS URGENT		4	1	20%	5
ADVENTHEALTH MEDICAL GROUP FAMILY & INTERNAL		2	3	60%	5
NEWPATH DIAGNOSTICS		4			4
FLORIDA MEDICAL CLINIC - MULTI SPECIALTY CAMPUS		1	3	75%	4
YAZJI PEDIATRIC CARE LLC DBA TUKA PEDIATRICS			4	100%	4
West Gate Village, LLC		4			4

COVID-19: testing by laboratory

Data through Dec 23, 2020 verified as of Dec 24, 2020 at 09:25 AM

Data in this report are provisional and subject to change.

The numbers in the table below represent the number of Florida and non-Florida residents for whom test results were received by the Department of Health. A person can be tested by more than one laboratory and can have both positive and negative results. **Therefore, the sum of the numbers in each column will be larger than the total number of people tested.**

Reporting lab	Inconclusive	Negative	Positive	Percent positive	Total
FORT PIERCE FAMILY CARE INC		3	1	25%	4
VRL LABORATORIES			4	100%	4
SOUTHEASTERN REGIONAL MEDICAL CENTER			4	100%	4
KETTERING HEALTH			4	100%	4
DTR LABS		3	1	25%	4
CORONA PATHOLOGY		4			4
UNION CITY MANOR NURSING CENTER		4			4
MEDEXPRESS URGENT CARE - MARKHAM STREE		3	1	25%	4
OKLAHOMA STATE UNIVERSITY DIAGNOSTIC LAB			4	100%	4
LONG ISLAND JEWISH FOREST HILLS HOSPITAL		4			4
OMNICARE PHARMACY OF TEXAS 1		4			4
BOROPARK URGENT CARE		3	1	25%	4
ADVENTIST HEALTH SYSTEM FLORIDA DEPT OF HEALTH		3	1	25%	4
BIRMINGHAM VAMC		1	3	75%	4
FLORENCE - HUNTSVILLE HOSPITAL URGENT CARE		3	1	25%	4
CENTERPLACE HEALTH			4	100%	4
CITYMD		1	3	75%	4
MINUTECLINIC DIAGNOSTIC OF KANSAS, PA		4			4
SIGNATURE CARE MONTROSE		2	2	50%	4
Sunrise Health and Rehabilitation Center			4	100%	4
MEDEXPRESS URGENT CARE - CLARKSBURG		4			4
RAINBOW PEDIATRIC CENTER PA		3	1	25%	4
LABS PLUS LLC		4			4
Nemours Children's Urgent Care			4	100%	4
INTERNAL MEDICINE LIPID AND WELNNESS PRACTICE			4	100%	4
MINUTECLINIC DIAGNOSTIC OF NEW JERSEY,		4			4
TENDER CARE ALF		4			4
PENNSYLVANIA DEPARTMENT OF HEALTH BUREAU OF LABORATORIES			4	100%	4
MEDEXPRESS URGENT CARE - GLENDALE		4			4
ALVARO J DANGOND MD PA		4			4
DYNAMIC HEALTH CENTERS INC		2	2	50%	4
HENDRY REGIONAL CONVENIENT CARE CENTER			4	100%	4
TRIDENT BIOMETRICS		3	1	25%	4
WESLEY CHAPEL INTERNAL MEDICINE AND PEDIATRICS			4	100%	4
OKLAHOMA STATE DEPARTMENT OF HEALTH-PUBLIC HEALTH LABORATORY			4	100%	4
ATMORE NURSING CENTER		3	1	25%	4
MEDEXPRESS URGENT CARE HUNTINGTON		4			4
Bardmoor Oaks Healthcare and Rehabilitation Center		3	1	25%	4
WATSON THERAPEUTICS		1	3	75%	4
SOUTH FLORIDA FAMILY HEALTH & RESEARCH CTR			4	100%	4
FLORIDA CANCER SPECIALISTS & RESEARCH INSTITUTE		3	1	25%	4
MEDEXPRESS URGENT CARE - MBURG COMMONS		4			4
MAILBOX DIAGNOSTICS		2	2	50%	4
NORTHEAST ALABAMA REGIONAL MEDICAL CENTER		2	2	50%	4
DIAGNOSTECHS		4			4
CARENOW URGENT CARE - WINTER SPRINGS		3	1	25%	4

COVID-19: testing by laboratory

Data through Dec 23, 2020 verified as of Dec 24, 2020 at 09:25 AM

Data in this report are provisional and subject to change.

The numbers in the table below represent the number of Florida and non-Florida residents for whom test results were received by the Department of Health. A person can be tested by more than one laboratory and can have both positive and negative results. **Therefore, the sum of the numbers in each column will be larger than the total number of people tested.**

Reporting lab	Inconclusive	Negative	Positive	Percent positive	Total
CELAL GUROL ERBAY, MD			4	100%	4
MIZELL MEMORIAL HOSPITAL			4	100%	4
EXPRESS TESTING-ONE			4	100%	4
CONCENTRA URGENT CARE		1	3	75%	4
PALM HARBOR DERMATOLOGY		4			4
REHABILITATION CENTER AT JUPITER GARDENS		4			4
COMPREHENSIVE CLINICAL RESEARCH, LLC			4	100%	4
JOHN T MATHER MEMORIAL HOSPITAL LABORATORY		4			4
REDMED OF CROSSTOWN		1	3	75%	4
MINUTECLINIC DIAGNOSTIC OF NEW JERSEY, LLC # 7069		4			4
LEMOYNE COLLEGE WELLNESS CENTER FOR		4			4
ACCENT PHYSICIAN SPECIALISTS PA		4			4
HEALTH AND WELLNESS CENTER			4	100%	4
MEDEXPRESS URGENT CARE, BUTLER		3	1	25%	4
SANFORD SOUTH UNIVERSITY		4			4
MCR HEALTH LAWTON CHILES ADMINISTRATION STE A		1	3	75%	4
GARDENS HEALTH NH LLC		4			4
UHEALTH UNIVERSITY OF MIAMI			4	100%	4
THONOTOSASSA COMMUNITY HEALTH CENTER		1	3	75%	4
PRIMECARE		2	2	50%	4
Okeechobee Health Care Facility		4			4
ORLANDO FAMILY MEDICAL INC		4			4
MINUTECLINIC, LLC #03965		4			4
CLINICAL LABORATORIES OF THE BUFFALO		3	1	25%	4
FCHC (OB)-DARWIN SQUARE CTR.			4	100%	4
COLLIER HMA PHYSICIAN MANAGEMENT, LLC			4	100%	4
COVENIENT CARE MEDICAL CLINIC			4	100%	4
COMMUNITY MEDICAL AND DENTAL CARE INC		4			4
PACIFICA SENIOR LIVING OCALA		4			4
THE PLAZA AT PARKSQUARE		4			4
FAMILY MEDICINE AT LONGWOOD			4	100%	4
Stratford Court of Palm Harbor		4			4
KANSAS DEPARTMENT OF HEALTH		2	2	50%	4
LAKE FOREST PARK OP CO LLC		4			4
THE DOCTORS CENTER HEALTHCARE-SOUTHSIDE		1	3	75%	4
PALM BEACH CANCER INSTITUTE			4	100%	4
CAPE COD HOSPITAL			4	100%	4
MEDEXPRESS URGENT CARE CHARLESTON		4			4
BENEVA LAKES HEALTHCARE & REHAB CENTER			4	100%	4
MARSHALL MEDICAL CENTER SOUTH LAB		3	1	25%	4
DYNACARE LABORATORIES			4	100%	4
Health Care Center of Jacksonville			4	100%	4
JUPITER MEDICAL CENTER URGENT CENTER			4	100%	4
ABSOLUTE HEALTH		4			4
INSPIRED LIVING AT PALM BAY		4			4
LAKE REGIONAL URGENT CARE			4	100%	4

COVID-19: testing by laboratory

Data through Dec 23, 2020 verified as of Dec 24, 2020 at 09:25 AM

Data in this report are provisional and subject to change.

The numbers in the table below represent the number of Florida and non-Florida residents for whom test results were received by the Department of Health. A person can be tested by more than one laboratory and can have both positive and negative results. **Therefore, the sum of the numbers in each column will be larger than the total number of people tested.**

Reporting lab	Inconclusive	Negative	Positive	Percent positive	Total
MEDEXPRESS URGENT CARE - LAFAYETTE		4			4
CVS MINUTE CLINIC DIAGNOSTIC MED GRP OF SAN		2	2	50%	4
MEDEXPRESS URGENT CARE MURRYSVILLE		3	1	25%	4
URGENT TEAM - MUSCLE SHOALS		4			4
LEON MEDICAL CENTERS, LLC			4	100%	4
OCHSNER MEDICAL CENTER			4	100%	4
ADVENT HEALTH APOPKA		2	2	50%	4
PERDIDO URGENT CARE			4	100%	4
MARION AND BERNARD L SAMSON NURSING CENTER			4	100%	4
FLORIDA HOSPITAL ALTAMONTE		2	2	50%	4
MEDICINE SHOPPE #1306 THE		3	1	25%	4
OPTUM PRIMARY CARE - FOUNTAIN OAKS			4	100%	4
MINUTE CLINIC DIAGNOSTIC OF TEXAS, LLC		4			4
MINUTE CLINIC DIAGNOSTIC OF MICHIGAN PC		4			4
APEX HOME HEALTH CARE		4			4
FLORIDA HEART AND VASCULAR			4	100%	4
IMIC INC RESEARCH			4	100%	4
PALM BEACH COUNTY HEALTH DEPARTMENT LABORATORY			4	100%	4
MINUTECLINIC DIAGNOSTIC OF TN PC #6415		4			4
Westminster Manor		3	1	25%	4
KEYSTYLE LIVING LLC	1	3			4
UNIVERSITY OF MIAMI MILLER SCHOOL OF MEDICINE			4	100%	4
MINUTE CLINIC LLC #5733		4			4
ABBEY MANOR RETIREMENT RESIDENCE INC		4			4
FLORIDA CANCER SPECIALISTS AND RESEARCH		2	2	50%	4
VITAL CARE URGENT CARE			4	100%	4
HAMPTON ALF AT 24TH ROAD LLC			4	100%	4
GRAND VILLA OF CLEARWATER		4			4
KENDALL REGIONAL MEDICAL CNTR			4	100%	4
HELIX KH UC			4	100%	4
CARENOW URGENT CARE-GREEN HILLS		4			4
SunTerrace Health Care Center		3	1	25%	4
GUARDANT HEALTH		3	1	25%	4
MD NOW MEDICAL CENTER INC			4	100%	4
ELTINGVILLE CIRCLE URGENT CARE		4			4
UNILAB OF DADE INC			4	100%	4
FHMG_FM AND IM AVALON PARK		1	3	75%	4
MEDEXPRESS URGENT CARE-PITTSFIELD		4			4
UF HEALTH			4	100%	4
BARBARA O'REILLY MD PA		4			4
MINUTE-CLINIC DIAGNOSTIC OF VIRGINIA, LLC #794		4			4
PEACEHEALTH LABORATORIES		3	1	25%	4
COLUMBIA MEMORIAL HOSPITAL LABORATORY		4			4
ELITE MD GROUP INC		1	3	75%	4
REHABILITATION CENTER OF WINTER PARK,THE			4	100%	4
PUTNAM HOSPITAL CENTER LABORATORY		4			4

COVID-19: testing by laboratory

Data through Dec 23, 2020 verified as of Dec 24, 2020 at 09:25 AM

Data in this report are provisional and subject to change.

The numbers in the table below represent the number of Florida and non-Florida residents for whom test results were received by the Department of Health. A person can be tested by more than one laboratory and can have both positive and negative results. **Therefore, the sum of the numbers in each column will be larger than the total number of people tested.**

Reporting lab	Inconclusive	Negative	Positive	Percent positive	Total
MEDEXPRESS URGENT CARE - MT LEBANON		3	1	25%	4
MIAMI CANCER INSTITUTE			4	100%	4
BOCA BIOLISTICS LLC			4	100%	4
UW MEDICINE VIROLOGY LAB			4	100%	4
UT MEMPHIS UNIVERSITY HEALTH SERVICES			4	100%	4
VALDOSTA FAMILY MEDICINE			4	100%	4
DR. PHILLIPS MEDICAL WELLNESS CENTER		2	2	50%	4
PR HEALTH			4	100%	4
GENUS DIAGNOSTICS			4	100%	4
INFECTION CONTROL/ EMPHEALTH		3	1	25%	4
JUPITER ISLAND MEDICAL CLINIC INC		4			4
SIMEDHEALTH LLC		2	2	50%	4
Orchid Cove at Sarasota		4			4
MEDEXPRESS URGENT CARE-KATY		4			4
MEMORIAL HEALTH CARE SYSTEMS			4	100%	4
FIFTH AVENUE PEDIATRICS		3	1	25%	4
CELERION			4	100%	4
TIDEWELL HOSPICE INC		4			4
ORCHID COVE		2	2	50%	4
UNIVERSITY OF WASHINGTON MEDICAL CENTER (UWMC) EMERGENCY DEPT.			4	100%	4
WYOMING PUBLIC HEALTH LAB			4	100%	4
FHCP - ORMOND BEACH			4	100%	4
COMPUNET CLINICAL LAB			4	100%	4
MD ANDERSON			4	100%	4
MEDEXPRESS URGENT CARE - SWANSEA, N ILLINOIS ST		4			4
CONSULATE HEATH CARE AT WEST ALTAMONTE			4	100%	4
MINUTECLINIC DIAGNOSTIC OF MICHIGAN PC		4			4
CARENOW URGENT CARE-WEST END		4			4
EAST BANK HOSPITAL - UNIVERSITY OF MINNESOTA MEDICAL CENTER			4	100%	4
CARE ONE PRIMARY CARE			4	100%	4
BIOTEST PLASMA CENTER		4			4
MINUTECLINIC, LLC #244		4			4
IGENEX INC		4			4
GENEVA GENERAL HOSPITAL LABORATORY		3	1	25%	4
ST VINCENT'S ST CLAIR		2	2	50%	4
SONIC REFERENCE LABORATORY			4	100%	4
COPELAND MEDICAL CLINIC		3	1	25%	4
MINUTECLINIC DIAGNOSTIC OF VIRGINIA, LLC #1656		4			4
INTERMARKET FACILITY			4	100%	4
SENIOR HOME CARE INC		4			4
PHYSICIANS IMMEDIATE CARE AURORA			4	100%	4
FISHERMEN'S HOSPITAL			4	100%	4
OPTIMAL CARE PEDIATRICS			4	100%	4
BAYLOR ESOTERIC AND MOLECULAR LAB			4	100%	4
ADVENT HEALTH MEDICAL GROUP- FAMILY MEDICINE AT DR. PHILIPS		1	3	75%	4
MIRIMUS INC		1	3	75%	4

COVID-19: testing by laboratory

Data through Dec 23, 2020 verified as of Dec 24, 2020 at 09:25 AM

Data in this report are provisional and subject to change.

The numbers in the table below represent the number of Florida and non-Florida residents for whom test results were received by the Department of Health. A person can be tested by more than one laboratory and can have both positive and negative results. **Therefore, the sum of the numbers in each column will be larger than the total number of people tested.**

Reporting lab	Inconclusive	Negative	Positive	Percent positive	Total
SHARP MEMORIAL HOSPITAL MICROBIOLOGY DEPT			4	100%	4
GNT ASSOCIATES		3	1	25%	4
BARTON MEMORIAL HOSPITAL		3	1	25%	4
MINUTECLINIC DIAGNOSTIC PA		4			4
MEDEXPRESS URGENT CARE - FAYETTEVILLE		2	2	50%	4
BENSONHURST URGENT CARE		4			4
Walker BaptistMedCtr		3	1	25%	4
PANCARE HEALTH YOUNGSTOWN			4	100%	4
HEALTHY MINORS PEDIATRIC URGENT CARE		4			4
ENCOMPASS HOME HEALTH		4			4
PRL NYC PANDEMIC RESPONSE LAB			4	100%	4
MIAMI COMMUNITY HEALTH CENTER INC		1	3	75%	4
CDRX INFUSION			4	100%	4
BELLIN HEALTH LAB		1	3	75%	4
CAREWELL 202			4	100%	4
DOTHAN PEDIATRIC CLINIC			4	100%	4
AHEC CLINIC		1	3	75%	4
ADVENT HEALTH CENTRA CARE - ORANGE LAKE		1	3	75%	4
UTAH DEPARTMENT OF HEALTH			4	100%	4
HUNTINGTON URGENT CARE		4			4
PANIRA HEALTHCARE CLINIC			4	100%	4
YORKVILLE PEDIATRIC URGENT CARE		4			4
FLORIDA HEALTHCARE OF ORLANDO			4	100%	4
SUPERIOR RESIDENCES AT CALA HILLS		4			4
MARSHFIELD LABORATORIES			4	100%	4
ADVENTHEALTH MEDICAL GROUP PEDIATRICS AT		2	2	50%	4
SIGNATURE CARE EMERGENCY CENTER		2	2	50%	4
L3HARRIS FAMILY MEDICAL CENTER			4	100%	4
PASSPORT HEALTH OF TAMPA BAY		4			4
MEDEXPRESS URGENT CARE-DUBOIS		4			4
AHC Decatur County		4			4
Millennium Nursing & Rehab Center		4			4
CHILDREN'S MEDICAL GROUP		4			4
ADVENTHEALTH NEW SMYRNA BEACH COMMUNITY HEALTH			4	100%	4
WATERTOWN URGENT CARE PLLC		4			4
TIFFANY LAKE CARE CENTERS INC		4			4
LA MER NH LLC			4	100%	4
FLO-MEDILAB SERVICES LLC			4	100%	4
Heartland of Boynton Beach			4	100%	4
CAPTAIN JAMES A. LOVELL FEDERAL HEALTHCARE CENTER			4	100%	4
ELITE MEDICAL CENTER			4	100%	4
CVS MINUTE CLINIC DIAGNOSTIC PA		3	1	25%	4
PM PEDIATRICS OF SELDEN		3	1	25%	4
MED LABS DIAGNOSTICS		3	1	25%	4
RELIANT ACUTE CARE			4	100%	4
ADVENT HEALTH - TUSKAWILLA		4			4

COVID-19: testing by laboratory

Data through Dec 23, 2020 verified as of Dec 24, 2020 at 09:25 AM

Data in this report are provisional and subject to change.

The numbers in the table below represent the number of Florida and non-Florida residents for whom test results were received by the Department of Health. A person can be tested by more than one laboratory and can have both positive and negative results. **Therefore, the sum of the numbers in each column will be larger than the total number of people tested.**

Reporting lab	Inconclusive	Negative	Positive	Percent positive	Total
VIERA PEDIATRICS		1	3	75%	4
GREENVILLE MEMORIAL HOSPITAL LAB			4	100%	4
FLAGLER HEALTH SERVICES INC			4	100%	4
GRAND VILLA OF ENGLEWOOD		1	3	75%	4
FAST PACE MEDICAL CLINIC		4			4
BOCA SIMON LAB		1	3	75%	4
CENTERPLACE HEALTH, INC			4	100%	4
SOUTHWESTERN REGIONAL MEDICAL CENTER - TULSA		4			4
ACE BIOMEDICAL LABS LLC			4	100%	4
NCHMD INC			4	100%	4
DEPARTMENT OF HEALTH AND HUMAN SERVICES STATE OF NEW HAMPSHIRE			4	100%	4
NEULIFE NEUROLOGICAL SERVICES LLC			4	100%	4
RIO PINAR HEALTH CARE			4	100%	4
TARPON SPRINGS PEDIATRICS, LLC			4	100%	4
CROSSROADS URGENT CARE		2	2	50%	4
MEDEXPRESS URGENT CARE - CULPEPER		4			4
EMORY BENNETT VETERANS NURSING HOME		3			3
Nashville Central Laboratory		3			3
DICKSON MEDICAL ASSOCIATES PC PATH LAB		3			3
MPG JACKSONVILLE ATLANTIC BLVD		1	2	67%	3
BROOKDALE ORANGE PARK		3			3
ORLANDO CLINICAL RESEARCH CENTER		3			3
ST BARNABAS HOSPITAL		3			3
FLORIDA HEALTH CARE PLANS STIRLING CENTER			3	100%	3
Hunterdon Medical Center Laboratory		3			3
TIFTON CARECONNECT URGENT CARE			3	100%	3
ARDEN COURTS OF PALM HARBOR			3	100%	3
NOVALIFE MEDSPA			3	100%	3
The Crossroads		3			3
LOYOLA UNIVERSITY MEDICAL CENTER LABORATORY			3	100%	3
WILLIAM A HINTON STATE LABORATORY INSTITUTE		1	2	67%	3
MEDEXPRESS URGENT CARE - WEIRTON		3			3
LATCHER LABORATORY OF A O FOX MEMORIAL		2	1	33%	3
WINDSOR OF LAKEWOOD RANCH,THE		3			3
CONSOLIDATED LABORATORY SERVICES			3	100%	3
CORTLAND COUNTY HEALTH DEPARTMENT		3			3
THOMAS LANGLEY			3	100%	3
MAYO		1	2	67%	3
AFC PHYSICIANS OF FLORIDA PA			3	100%	3
PM PEDIATRICS OF SELDEN PLLC		3			3
CGH MEDICAL CENTER			3	100%	3
RHEA MEDICAL CENTER		3			3
CROSSVILLE MEDICAL GROUP		1	2	67%	3
FLORIDA MENTOR		3			3
MINUTECLINIC DIAGNOSTIC OF NORTH CAROLINA PC #7054		3			3
ASPEN VALLEY HOSPITAL			3	100%	3

COVID-19: testing by laboratory

Data through Dec 23, 2020 verified as of Dec 24, 2020 at 09:25 AM

Data in this report are provisional and subject to change.

The numbers in the table below represent the number of Florida and non-Florida residents for whom test results were received by the Department of Health. A person can be tested by more than one laboratory and can have both positive and negative results. **Therefore, the sum of the numbers in each column will be larger than the total number of people tested.**

Reporting lab	Inconclusive	Negative	Positive	Percent positive	Total
HELIX LW UC		1	2	67%	3
BAY COUNTY HEALTH DEPARTMENT		3			3
SOUTHERN LABORATORY SERVICES OF NWF		3			3
MEDEXPRESS URGENT CARE - BLUEFIELD		2	1	33%	3
CULLMAN REGIONAL MEDICAL CENTER		2	1	33%	3
URGENT DOC - URGENT CARE CLINIC			3	100%	3
MADISON COUNTY HEALTH DEPARTMENT		3			3
SCIENTIFIC LABORATORY DIVISION			3	100%	3
MEDEXPRESS URGENT CARE MARTINSBURG		2	1	33%	3
PEDIATRICS AND ADOLESCENT MEDICINE		2	1	33%	3
TRUE HEALTH- HOFFNER		3			3
HIALEAH SHORES NURSING AND		2	1	33%	3
WALGREENS #07502		3			3
MEDEXPRESS URGENT CARE-PASADENA		3			3
GONZALEZ MD AND ASWAD MD HEALTH SERVICES			3	100%	3
ST LUKES HOSPITAL LABORATORY		2	1	33%	3
UNIVERSITY OF MICHIGAN		2	1	33%	3
BEEBE MEDICAL CENTER LABORATORY		3			3
Gulfport Rehabilitation Center			3	100%	3
MEDEXPRESS URGENT CARE-NESHANNOCK TWP		2	1	33%	3
NEMOURS CHILDRENS PRIMARY CARE MAITLAND			3	100%	3
PUBLIC HEALTH TRUST OF MIAMI DADE COUNTY			3	100%	3
ALLIANCE FOR MULTISPECIALTY RESEARCH		3			3
MEDEXPRESS URGENT CARE PLEASANT HILLS		3			3
CENTRAL DUPAGE HOSPITAL			3	100%	3
CARESPOT-WELLINGTON			3	100%	3
MEDFUSION		2	1	33%	3
TERENCE B MITCHELL MD, INC			3	100%	3
NEWSTAR MEDICAL LABORATORIES		3			3
BAYCARE MEDICAL GROUP INC			3	100%	3
BIG BEND HOSPICE INC		3			3
ADRIANA M CASTRO MD PA		3			3
LOUISIANA DEPT. OF HEALTH AND HOSPITALS-INFECTIOUS DISEASE EPI SECTION			3	100%	3
EXETER HOSPITAL		3			3
NORTH SHORE HEMATOLOGY-ONCOLOGY ASSOCIATES, PC		3			3
METHODIST HOSPITAL			3	100%	3
TUFTS MEDICAL CENTER			3	100%	3
MD NOW URGENT CARE - DELRAY WEST			3	100%	3
MEDEXPRESS URGENT CARE - IRVING		3			3
MEDEXPRESS URGENT CARE-ARLINGTON		2	1	33%	3
CARE ATC - CITY OF BOYNTON BEACH			3	100%	3
BAPTIST PRIMARY CARE, INC.		2	1	33%	3
INSPIRA MEDICAL CENTER VINELAND LAB		2	1	33%	3
MONTANA DEPARTMENT OF PUBLIC HEALTH & HUMAN SERVICES			3	100%	3
PINELLAS PARK HEALTH CENTER - PINELLAS CHD		1	2	67%	3
LEE CONVENIENT CARE AT SUMMERLIN			3	100%	3

COVID-19: testing by laboratory

Data through Dec 23, 2020 verified as of Dec 24, 2020 at 09:25 AM

Data in this report are provisional and subject to change.

The numbers in the table below represent the number of Florida and non-Florida residents for whom test results were received by the Department of Health. A person can be tested by more than one laboratory and can have both positive and negative results. **Therefore, the sum of the numbers in each column will be larger than the total number of people tested.**

Reporting lab	Inconclusive	Negative	Positive	Percent positive	Total
ADVENTHEALTH MEDICAL GROUP PEDIATRIC & ADOLESCENT		3			3
GARCIA MORALES NELSON			3	100%	3
FAMILY MEDICINE AT WATERMAN		3			3
THE LODGE AND REHABILITATION CENTER		3			3
AVANTE AT MT DORA		1	2	67%	3
MOBIL LAB FOR ALL INC		3			3
REGIONAL MEDICAL LAB			3	100%	3
DANIEL M LIBBY MD PLLC		3			3
THOMAS INTERNAL MEDICINE		3			3
JEFFERSON COUNTY HEALTH DEPARTMENT-MONTICELLO		2	1	33%	3
AMERICAN SCIENTIFIC LABORATORIES LLC			3	100%	3
ALLIANCE LABS @LRMC			3	100%	3
MONTANA PUBLIC HEALTH LAB			3	100%	3
ST VINCENT'S URGENT CARE		3			3
LIFEHOPE LABS			3	100%	3
MEDEXPRESS - NEW CASTLE, DUPONT HWY		3			3
MAGNOLIA PEDIATRICS GROUP LLC			3	100%	3
IOWA DEPARTMENT OF PUBLIC HEALTH			3	100%	3
MEDEXPRESS URGENT CARE-HERSHEY		2	1	33%	3
MEDEXPRESS URGENT CARE - FORT WORTH S		2	1	33%	3
PATIENT FIRST - ALLENTOWN			3	100%	3
MONROE COUNTY DEPT OF PUBLIC HEALTH ST		3			3
DEPARTMENT OF PATHOLOGY ROME MEMORIAL		3			3
MEDEXPRESS URGENT CARE - PRINCETON		3			3
BRADENTON PHYSICIAN MEDICAL CENTER			3	100%	3
CORTLAND REGIONAL MEDICAL CENTER		3			3
NAVAL MEDICAL CENTER SAN DIEGO			3	100%	3
VIDANT MEDICAL CENTER			3	100%	3
GYN PATH SERVICES			3	100%	3
FLORIDA MEDICAL CL ODOM TPA			3	100%	3
LAHEY CLINIC MEDICAL CENTER			3	100%	3
MARYLAND STATE DEPT OF HEALTH	2		1	33%	3
MANORCARE NURSING & REHABILITATION CENTER-NAPLES		3			3
MEDEXPRESS URGENT CARE MORGANTOWN		3			3
WATSON THERAPEUTICS INC			3	100%	3
Calusa Harbour			3	100%	3
TRUE HEALTH - LAKE UNDERHILL		3			3
MEDIC INFUSION PA		3			3
NC STATE LABORATORY OF PUBLIC HEALTH		3			3
MULBERRY'S MOBILE PROVIDER SERVICES LLC			3	100%	3
TULLAHOMA HMA, LLC		2	1	33%	3
NORTHERN LIGHT LABORATORY		1	2	67%	3
ADVENT HEALTH - TIMBERRIDGE ER		2	1	33%	3
MINUTECLINIC, LLC, MINUTECLINIC #7637		3			3
PULSE & REMEDY LLC			3	100%	3
MEDEXPRESS URGENT CARE - RICHMOND, W BROAD ST		3			3

COVID-19: testing by laboratory

Data through Dec 23, 2020 verified as of Dec 24, 2020 at 09:25 AM

Data in this report are provisional and subject to change.

The numbers in the table below represent the number of Florida and non-Florida residents for whom test results were received by the Department of Health. A person can be tested by more than one laboratory and can have both positive and negative results. **Therefore, the sum of the numbers in each column will be larger than the total number of people tested.**

Reporting lab	Inconclusive	Negative	Positive	Percent positive	Total
PATHOLOGY REFERENCE LAB LLC			3	100%	3
PRIMARY CARE WALK IN CLINIC PLLC			3	100%	3
MEDEXPRESS URGENT CARE - SUMMERSVILLE, WEBSTER RD		3			3
ABSOLUTE GENOMICS			3	100%	3
ORLANDO MEDICAL CENTER PL			3	100%	3
FLORIDA LABORATORY ANALYSIS, LLC			3	100%	3
WELLMED AT NEW TAMPA		2	1	33%	3
SUNSHINE PEDIATRICS OF CENTRAL FLORIDA PL		1	2	67%	3
BETTERMED URGENT CARE			3	100%	3
NOVADX		2	1	33%	3
REELFOOT FAMILY WALK IN CLINIC		2	1	33%	3
MINUTECLINIC DIAGNOSTIC OF TN PC #386		3			3
BRENTWOOD SENIOR LIVING AT ST PETE			3	100%	3
ADVENT HEALTH - WESTCHASE ER			3	100%	3
KEY WEST URGENT CARE, INC		3			3
QUEST DIAGNOSTICS PSC			3	100%	3
HELIX MEDICAL CENTERS		1	2	67%	3
DIXIE COUNTY HEALTH DEPARTMENT		2	1	33%	3
PRORENATA LABS		1	2	67%	3
CVS MINUTE CLINIC DIAGNOSTIC OF TEXAS		3			3
UNITY HEALTH AND REHABILITATION CENTER			3	100%	3
WYOMING DEPT OF HEALTH			3	100%	3
MARION COUNTY FIRE RESCUE		3			3
BAPTIST OUTPATIENT SERVICES			3	100%	3
SIGNATURE CARE PFLUGERVILLE			3	100%	3
DOTHAN WEST FAMILY MEDICINE		2	1	33%	3
MOULTRIE CREEK NURSING AND REHAB			3	100%	3
SANDGATE GARDENS REHAB & NURSING CENTER		2	1	33%	3
PM PEDIATRICS OF BAYSIDE PLLC		3			3
ADVENTHEALTH SEBRING- INFECTION CONTROL DEPARTMENT			3	100%	3
PRISMA HEALTH MIDLANDS			3	100%	3
OPENTRONS PRL		2	1	33%	3
URGENT CARE OF ERWIN		3			3
MEDEXPRESS URGENT CARE - HUNTINGTON WE		3			3
Clearwater Center		3			3
JACKSON SOUTH COMMUNITY HOSPITAL LAB			3	100%	3
ADVENT HEALTH - CENTRAL PASCO ER			3	100%	3
MEDEXPRESS URGENT CARE - HOT SPRINGS		3			3
ASSOCIATES MD CYPRESS CREEK			3	100%	3
PANCARE HEALTH - ALTHA PUBLIC			3	100%	3
NEMOURS CHILDRENS PRIMARY CARE HORIZON WEST			3	100%	3
DISCOVERY VILLAGE AT STUART		1	2	67%	3
MINUTE CLINIC DIAGNOSTIC OF PENNSYLVANIA		3			3
MEDICAL CENTER AFFILIATES WEST PALM			3	100%	3
US SPECIALTY LABS			3	100%	3
MINUTECLINIC DIAGNOSTIC OF MICHIGAN		3			3

COVID-19: testing by laboratory

Data through Dec 23, 2020 verified as of Dec 24, 2020 at 09:25 AM

Data in this report are provisional and subject to change.

The numbers in the table below represent the number of Florida and non-Florida residents for whom test results were received by the Department of Health. A person can be tested by more than one laboratory and can have both positive and negative results. **Therefore, the sum of the numbers in each column will be larger than the total number of people tested.**

Reporting lab	Inconclusive	Negative	Positive	Percent positive	Total
PPD - IXLAYER		3			3
NORTHWEST FLORIDA CLINICAL LAB		1	2	67%	3
VAIL VALLEY MEDICAL CENTER			3	100%	3
VELOCITY CARE			3	100%	3
LEWIS COUNTY MANOR		3			3
ENTRUST IMMEDIATE CARE			3	100%	3
ESTATES MEDICAL CENTER INC			3	100%	3
MINUTE-CLINIC DIAGNOSTIC OF VIRGINIA, LLC #2003		2	1	33%	3
Bainbridge Health and Rehab		3			3
URGENT CARE AT LONGWOOD			3	100%	3
CIGNA PBSO WEST PALM			3	100%	3
KENTUCKY CABINET FOR HEALTH AND FAMILY SERVICES			3	100%	3
VITAS HEALTHCARE			3	100%	3
VA OUTPATIENT CLINIC-NEW PORT RICHEY			3	100%	3
ORCHID COVE DAYTONA			3	100%	3
Centrastate Medical Center		2	1	33%	3
MICHIGAN HEALTH CLINIC LABORATORIES		2	1	33%	3
ALABAMA DEPARTMENT OF PUBLIC HEALTH		1	2	67%	3
WANTAGH URGENT CARE		3			3
SEMINOLE FAMILY HEALTH CENTER		3			3
VIRGINIA DIVISION OF CONSOLIDATED LABORATORIES			3	100%	3
SHEEPSHEAD BAY URGENT CARE		3			3
FLORIDA MENTOR-POINT WEST CLUSTER		3			3
ACCESS HEALTH CARE		2	1	33%	3
DOCTORS MEDICAL CENTER OF WALTON COUNTY CLINIC			3	100%	3
PARRISH MEDICAL CENTER-WAIVED TESTING		3			3
NORTH SHORE HOSP. INFECTION CONTROL			3	100%	3
PALM BEACH CDH - DELRAY BEACH			3	100%	3
SURETOX LABORATORY LLC		2	1	33%	3
BROOKDALE OAKBRIDGE		1	2	67%	3
PREMIER FAMILY AND SPORTS MEDICINE		2	1	33%	3
Magnolia Health and Rehab Center			3	100%	3
Broadview Multi-Care Center		3			3
PEDIATRICS BY THE SEA JOG RD OFFICE			3	100%	3
ACCENTCARE		3			3
CAMPAZZI CONCIERGE MEDICAL SERVICES		2	1	33%	3
State Lab Unspecifd			3	100%	3
CAMELLIA AT DEERWOOD			3	100%	3
MEDEXPRESS URGENT CARE - TARENTUM		3			3
BARONESS ERLANGER HOSPITAL		3			3
NORTH DAKOTA DEPT OF HEALTH MICROBIOLOGY		1	2	67%	3
CULLMAN REGIONAL URGENT CARE		2	1	33%	3
MEDICAL SERVICES OF AMERICA HOME HEALTH		3			3
ONslow MEMORIAL HOSPITAL LABORATORY		3			3
GLADES COUNTY DETENTION CENTER			3	100%	3
AVANTE INVERNESS		1	2	67%	3

COVID-19: testing by laboratory

Data through Dec 23, 2020 verified as of Dec 24, 2020 at 09:25 AM

Data in this report are provisional and subject to change.

The numbers in the table below represent the number of Florida and non-Florida residents for whom test results were received by the Department of Health. A person can be tested by more than one laboratory and can have both positive and negative results. **Therefore, the sum of the numbers in each column will be larger than the total number of people tested.**

Reporting lab	Inconclusive	Negative	Positive	Percent positive	Total
PREMIER CLINICAL RESEARCH INSTITUTE INC			3	100%	3
Enterprise Health and Rehabilitation Center		3			3
BETH ISRAEL MEDICAL CENTER LABS		3			3
FLORIDA DEPARTMENT OF HEALTH IN MIAMI DADE COUNTY		2	1	33%	3
VICAR'S LANDING NURSING HOME		2	1	33%	3
QUINTON MEMORIAL HEALTH CARE CENTER		3			3
APEX CLINICAL LABORATORIES INC		3			3
FLORIDA CLINICAL LABORATORY - BIOREFERENCE LABORATORIES		2	1	33%	3
GENOME LLC	1		2	67%	3
MEDEXPRESS - NEWARK		3			3
MINUTECLINIC DIAGNOSTIC OF LOUISIANA		2	1	33%	3
BAHIA OAKS LODGE		2	1	33%	3
ADVANCED URGENT CARE OF MARATHON			3	100%	3
MEDICAL UNIVERSITY SC HOSPITAL			3	100%	3
UNC HOSPITAL/MCLENDON CLINICAL LABORATORIES			3	100%	3
CRESTVIEW IMMEDIATE CARE LL			3	100%	3
MEDICAL CENTER OF THE ROCKIES			3	100%	3
ELITE PRIMARY CARE OF WAYCROSS			3	100%	3
FLORIDA MEDICAL ASSOCIATES LLC			3	100%	3
INNOVATIVE COVID-DIVERSEY			3	100%	3
MEDEXPRESS URGENT CARE - TEAYS VALLEY		3			3
SOFTLAB			3	100%	3
SANFORD MOBILE LAB			3	100%	3
PHYSICIANS IMMEDIATE CARE ELGIN			3	100%	3
NORTH BROWARD HOSPITAL DISTRICT HEALTHCARE FOR THE HOMELESS			3	100%	3
GRACE WELLNESS CENTER		2	1	33%	3
KISSIMMEE URGENT CARE		3			3
ERIE COUNTY PUBLIC HEALTH CLINICAL		3			3
GREATER MOBILE URGENT CARE - SPRINGHILL			3	100%	3
COLLIER BLVD HMA PHYSICIAN MANAGEMENT,, LLC			3	100%	3
CVS MINUTE CLINIC			3	100%	3
PALMS WEST HOSPITAL			3	100%	3
MEDEXPRESS URGENT CARE - SOUTH PARKERSBURG		3			3
ESTERO FIRE RESCUE		3			3
HAWTHORNE INN OF LAKE LAND		3			3
ADVENTHEALTH CAR CENTER APOPKA			3	100%	3
ANN STORCK CENTER INC		3			3
Fouraker Hills Rehab and Nursing			3	100%	3
LONGWOOD PEDIATRICS LLC			3	100%	3
LINCOLN MEDICAL CENTER		3			3
MEDFIRST URGENT CARE			3	100%	3
MINUTECLINIC DIAGNOSTIC OF TEXAS		3			3
RAPID CITY RUGENT CARE			3	100%	3
NORTHSIDE HOSPITAL		2	1	33%	3
NIGHT LITE PEDIATRICS CENTER		1	2	67%	3
PARTNERS PHARMACY OF FLORIDA LLC		3			3

COVID-19: testing by laboratory

Data through Dec 23, 2020 verified as of Dec 24, 2020 at 09:25 AM

Data in this report are provisional and subject to change.

The numbers in the table below represent the number of Florida and non-Florida residents for whom test results were received by the Department of Health. A person can be tested by more than one laboratory and can have both positive and negative results. **Therefore, the sum of the numbers in each column will be larger than the total number of people tested.**

Reporting lab	Inconclusive	Negative	Positive	Percent positive	Total
MID FLORIDA CLINICAL LABORATORY		2	1	33%	3
THE CLINIC OF PEDIATRICS & GI MEDICINE, INC			3	100%	3
TERRACE OF ST CLOUD, THE		2	1	33%	3
MUNSON MEDICAL CENTER			3	100%	3
DEACONESS HOSPITAL			3	100%	3
MACCLENNY NURSING AND REHAB			3	100%	3
NORTH NAPLES HOSPITAL RESPIRATORY THERAPY DEPARTMENT			3	100%	3
MEDICAL CENTER ENTERPRISE			3	100%	3
VILLAGES HEALTH, THE		3			3
WINDER NURSING INC DBA WINDER HEALTH CARE		3			3
ORANGE PARK PEDIATRICS			3	100%	3
RIVERWOOD CENTER,THE			3	100%	3
CALIFORNIA DEPARTMENT OF PUBLIC HEALTH			3	100%	3
LISTENING DOCTOR PLLC, THE			3	100%	3
QUATRACOR PLLC		3			3
TARRANT COUNTY PUBLIC HEALTH		3			3
LEXINGTON MEDICAL CENTER		1	2	67%	3
CITIZENS BAPTIST MEDICAL CENTERS LAB		3			3
NYC PUBLIC HEALTH LABS			3	100%	3
GIBBENS FAMILY MEDICAL, LLC		2	1	33%	3
FAMILY MEDICINE AT WINTER PARK			3	100%	3
HILLVIEW LABORATORY			3	100%	3
Baldwin Pediatrx		3			3
DACH MAIN LAB			3	100%	3
URGENT TEAM - HUNTSVILLE		3			3
URGENT CARE - OCONEE		2	1	33%	3
SSM HEALTH ST LOUIS MICROBIOLOGY LABORATORY		1	2	67%	3
AUSTIN PUBLIC HEALTH			3	100%	3
YORK HOSPITAL - LABORATORY			3	100%	3
ALOHA HOME CARE LLC DBA ACCENTCARE HOME HEALTH OF		3			3
FLORIDA MEDICAL CLINIC IM MLK		3			3
LEESBURG COMMUNITY HEALTH CENTERS			3	100%	3
APOLLO GARDENS RETIREMENT RESIDENCE CARE		3			3
MEDEXPRESS URGENT CARE - KOKOMO		3			3
SENTARA NORFOLK GENERAL HOSPITAL CENTRAL LAB			3	100%	3
CTRS			3	100%	3
CAPITAL HEALTH LABORATORY INC			3	100%	3
CVS MINUTE CLINIC, LLC #22		2	1	33%	3
ADVENT HEALTH MEDICAL GROUP FAMILY MEDICINE			3	100%	3
NOVANT HEALTH PRESBYTERIAN		2	1	33%	3
HARBOUR'S EDGE		2	1	33%	3
MEDEXPRESS - COLLINSVILLE BELT LINE		3			3
SJH			3	100%	3
PUTNAM COUNTY EMERGENCY RESCUE SERVICE		3			3
LEE MEMORIAL HEALTH SYSTEM		2	1	33%	3
SPRING LAKE REHABILITATION CENTER			3	100%	3

COVID-19: testing by laboratory

Data through Dec 23, 2020 verified as of Dec 24, 2020 at 09:25 AM

Data in this report are provisional and subject to change.

The numbers in the table below represent the number of Florida and non-Florida residents for whom test results were received by the Department of Health. A person can be tested by more than one laboratory and can have both positive and negative results. **Therefore, the sum of the numbers in each column will be larger than the total number of people tested.**

Reporting lab	Inconclusive	Negative	Positive	Percent positive	Total
MEDEXPRESS URGENT CARE, JOHNSTOWN		2	1	33%	3
COVENANT PEDIATRICS		1	2	67%	3
BOLING, STEPHANIE		3			3
ORLANDO ORTHOPAEDIC OUTPATIENT SURGERY CENTER		1	2	67%	3
ADVANCED PEDIATRICS OF BOCA LLC			3	100%	3
AMELIA ASSISTED LIVING FACILITY		3			3
LAFAYETTE NURSING AND REHAB			3	100%	3
ORLANDO REGIONAL HEALTH SERVICES		1	2	67%	3
GROVES CENTER			3	100%	3
PENSACOLA PEDIATRICS MILTON			3	100%	3
Life Care Center of Citrus County		2	1	33%	3
TAMPA		1	2	67%	3
CAREWELL URGENT CARE			3	100%	3
BAPTIST HEALTH MEDICAL CENTER			3	100%	3
COURTYARD GARDENS OF BOYNTON BEACH, LLC		1	2	67%	3
HEALTHCARE NETWORK OF SOUTHWEST FLORIDA			3	100%	3
SCDHEC BUREAU OF LABORATORIES			2	100%	2
MINUTECLINIC DIAGNOSTIC OF OHIO #7790		1	1	50%	2
LIFT HEALTH		2			2
RIVER CITY MEDICAL ASSOCIATES INC			2	100%	2
NATIONWIDE LABORATORY SERVICES		1	1	50%	2
COL CROSSROAD		1	1	50%	2
AGILE URGENT CARE			2	100%	2
SUPERIOR RESIDENCES OF CLERMONT		2			2
UNIVERSITY OF MISSOURI HEALTH CARE			2	100%	2
MERCY HEALTH LAB		1	1	50%	2
LAKE MARY HEALTH AND REHABILITATION CENTER		1	1	50%	2
MINUTECLINIC DIAGNOSTIC OF MICHIGAN, P		2			2
MINUTECLINIC DIAGNOSTIC OF PA LLC		2			2
MINUTECLINIC DIAGNOSTIC OF TEXAS, LLC #7435		2			2
CORNERSTONE MEDICAL CARE OF BRANDON		2			2
HCR MANOR CARE SERVICES OF FLORIDA III INC		2			2
MEDEXPRESS URGENT CARE - EAST BRUNSWICK		2			2
HAWAII DEPARTMENT OF HEALTH			2	100%	2
STEWART ST ELIZABETH MEDICAL CENTER			2	100%	2
RAPID URGENT CARE - ALBANY			2	100%	2
ALLIANCE PEDIATRICS PA			2	100%	2
MINUTE CLINIC DIAGNOSTIC OF SOUTH CAROLINA		1	1	50%	2
Lake Charles Healthcare LLC dba Landmark Lake Charles			2	100%	2
MIDDLE TENN MENTAL HEALTH INSTITUTE		2			2
CLAY PRIMARY & FAMILY CARE LLC			2	100%	2
SOUTH DAKOTA DEPARTMENT OF HEALTH		2			2
SPARROW CENTRAL LAB			2	100%	2
Fort Gaines Health and Rehab		2			2
CYPRESS CREEK MEDICAL CENTER			2	100%	2
MINUTECLINIC, LLC #03268		2			2

COVID-19: testing by laboratory

Data through Dec 23, 2020 verified as of Dec 24, 2020 at 09:25 AM

Data in this report are provisional and subject to change.

The numbers in the table below represent the number of Florida and non-Florida residents for whom test results were received by the Department of Health. A person can be tested by more than one laboratory and can have both positive and negative results. **Therefore, the sum of the numbers in each column will be larger than the total number of people tested.**

Reporting lab	Inconclusive	Negative	Positive	Percent positive	Total
SUMNER REGIONAL MEDICAL CENTER		2			2
MEDICAL CENTER AT OCEAN REEF,THE		2			2
PHYSICIANS REGIONAL MEDICAL CTR - COLLIER BLVD			2	100%	2
SCIENTIFIC LABORATORY COMPANY		2			2
GOLDSTEIN			2	100%	2
PEACE RIVER MEDICAL CENTER		2			2
FL DEPT OF HEALTH MARION COUNTY MOBILE HEALTH UNIT			2	100%	2
NORTH DADE NURSING AND REHABILITATION CENTER			2	100%	2
CARENOW URGENT CARE-DONELSON		2			2
ADULT MEDICINE OF LAKE COUNTY INC			2	100%	2
Bedford Care Center of Hattiesburg		2			2
BETHPAGE EXTENDED HOURS CENTER		2			2
UNIVERSTIY OF ILLINOIS HOSPITAL			2	100%	2
JOHN KNOX VILLAGE OF CENTRAL FLORIDA		1	1	50%	2
GENEXPERT			2	100%	2
ROYAL PALM MEDICAL GROUP, INC		2			2
MID-FLORIDA HEMATOLOGY AND ONCOLOGY CENTERS		2			2
LEGACY LABORATORY SERVICES			2	100%	2
LIFE CARE HOME HEALTH SERVICES LLC			2	100%	2
SHERMAN-ABRAMS LABORATORY INC		2			2
ALLIED PHYSICIANS GROUP PLLC		2			2
BERGEN COUNTY SURGICAL AND ENDOSCOPY CENTER		2			2
JOHNSON CITY MEDICAL CENTER		1	1	50%	2
ATLAS GENOMICS			2	100%	2
ST. CLOUD PHARMACY AND WELLNESS CENTER		2			2
MEDEXPRESS URGENT CARE - FREDERICK		2			2
FAMILY FIRST PEDIATRICS			2	100%	2
MEDEXPRESS URGENT CARE FOX CHAPEL		2			2
New Jersey Aim At Smg		2			2
EASTLAKE MEDICAL CENTER		2			2
SWEETWATER NURSING CENTER		2			2
ROANE MEDICAL CENTER		1	1	50%	2
EASYCARE WALK-IN CLINIC			2	100%	2
MORGAN STANLEY HEALTH CENTER		2			2
COVID PROCESSING SITE			2	100%	2
HAVEN HOSPICE			2	100%	2
NEBRASKA MEDICAL CENTER			2	100%	2
ADVENTIST HINSDALE HOSPITAL LABORATORY			2	100%	2
NORTHWELL HEALTH			2	100%	2
NLC LABS			2	100%	2
CALIFORNIA DIVISION OF COMMUNICABLE DISEASE CONTROL			2	100%	2
LONG ISLAND UNIVERSITY - POST CAMPUS		2			2
Bon Secours Maria Manor		2			2
ST. PETERSBURG PEDIATRICS- 38TH AVENUE			2	100%	2
PINECREST PEDIATRICS GROUP LLC			2	100%	2
ACL LABORATORIES INDUSTRIAL TOXICOLOGY			2	100%	2

COVID-19: testing by laboratory

Data through Dec 23, 2020 verified as of Dec 24, 2020 at 09:25 AM

Data in this report are provisional and subject to change.

The numbers in the table below represent the number of Florida and non-Florida residents for whom test results were received by the Department of Health. A person can be tested by more than one laboratory and can have both positive and negative results. **Therefore, the sum of the numbers in each column will be larger than the total number of people tested.**

Reporting lab	Inconclusive	Negative	Positive	Percent positive	Total
FLORIDA CLINICAL LABORATORY INC			2	100%	2
CPL LABS			2	100%	2
PANCARE HEALTH - PONCE DE LEON			2	100%	2
MINUTECLINIC DIAGNOSTIC MED GRP OF SAN		2			2
PALOS COMMUNITY HOSPITAL LABORATORY			2	100%	2
GENETIC ASSAYS INC			2	100%	2
Medilodge of Montrose		2			2
BRITO MEDICAL CENTER			2	100%	2
FIRST CARE - MIDDLESBORO			2	100%	2
BAYMEADOWS PRIMARY CARE		2			2
URGENT CARE USA LLC			2	100%	2
DISCOVERY VILLAGE AT THE FORUM		2			2
MINUTE CLINIC LLC #5706		1	1	50%	2
MED FUSION			2	100%	2
MEDICAL CENTER LABORATORY			2	100%	2
PINELLAS INTERNAL MEDICINE ASSOCIATES		2			2
JOHNS HOPKINS ALL CHILDRENS			2	100%	2
THE CLUB AT BOYNTON BEACH, LLC			2	100%	2
PruittHealth Lakehaven		2			2
FLORIDA SCHOOL FOR THE DEAF & BLIND			2	100%	2
BAYSHORE MEDICAL CENTER			2	100%	2
Rosedale Green		2			2
HALIFAX HEALTH CARE FOR WOMEN		2			2
ADVANCED RESEARCH FOR HEALTH IMPROVEMENT		1	1	50%	2
ST VINCENTS AMBULATORY CARE INC DBA			2	100%	2
CORAL REEF NURSING & REHABILITATION CENTER		2			2
SOUTHERN TENNESSEE MEDICAL CENTER			2	100%	2
ORMOND BEACH URGENT CARE			2	100%	2
CHARLOTTE COUNTY HEALTH DEPARTMENT			2	100%	2
JUST BELIEVE RECOVERY CENTER			2	100%	2
NOVA SOUTHEASTERN UNIVERSITY - STUDENT MEDICAL CTR			2	100%	2
JULIE STAATS DO		2			2
University Center East			2	100%	2
CENTRAL FLORIDA FAMILY HEALTH CENTER		2			2
MD NOW URGENT CARE CENTER INC.			2	100%	2
Great Lakes Health Center			2	100%	2
SANIBEL MEDICAL CLINIC			2	100%	2
MINUTECLINIC DIAG OF IND LLC #1138		1	1	50%	2
MINUTECLINIC DIAGNOSTIC PA #7110		2			2
OAKBRIDGE TERRACE AT SAE			2	100%	2
COASTAL COMPLETE CARE			2	100%	2
DEPT OF HEALTH			2	100%	2
CVS MINUTE CLINIC DIAGNOSTIC MED GRP		2			2
MEDEXPRESS URGENT CARE - SOUTH CHARLESTON		2			2
EXPRESS CARE OF TAMPA BAY LLC		1	1	50%	2
TMH PHYSICIAN PARTNERS SOUTHWOOD			2	100%	2

COVID-19: testing by laboratory

Data through Dec 23, 2020 verified as of Dec 24, 2020 at 09:25 AM

Data in this report are provisional and subject to change.

The numbers in the table below represent the number of Florida and non-Florida residents for whom test results were received by the Department of Health. A person can be tested by more than one laboratory and can have both positive and negative results. **Therefore, the sum of the numbers in each column will be larger than the total number of people tested.**

Reporting lab	Inconclusive	Negative	Positive	Percent positive	Total
PRECISION DIAGNOSTIC INC		2			2
WISCONSIN STATE LABORATORY OF HYGIENE		1	1	50%	2
FLORIDA MEDICAL CENTER OF CLEARWATER		2			2
Iowa Veterans Home		2			2
NEW BRIDGE MEDICAL CENTER		2			2
SURFSIDE URGENT CARE			2	100%	2
BFT LAB			2	100%	2
BAPTIST HEALTHCARE - LAKEVIEW CENTER INC		2			2
WALGREENS #13605		2			2
HARLEM HOSPITAL CENTER		2			2
MINUTECLINIC DIAGNOSTIC OF TN, PC 4992		2			2
Greystone Nursing and Rehab, LLC			2	100%	2
SUNNYSIDE MANOR		2			2
PARADIGM LABORATORIES			2	100%	2
WELL-BEING MEDICAL CENTER PLLC		2			2
ASCENSION ST MICHAEL'S HOSPITAL LAB		1	1	50%	2
SUN TERRACE HEALTH CARE CENTER			2	100%	2
DOCTOR 4 U CLINIC			2	100%	2
WOMENS CARE FLORIDA LLC-LABORATORY		2			2
INTERNAL MEDICINE & PEDIATRICS WELLNESS CENTER			2	100%	2
OCALA REGIONAL KIDNEY CENTER-WEST			2	100%	2
INA		1	1	50%	2
CLEVELAND CLINIC IMAGING			2	100%	2
MOBILE COUNTY HEALTH DEPARTMENT		1	1	50%	2
BAYSTATE MEDICAL CENTER		1	1	50%	2
DMC UNIVERSITY LABORATORIES		1	1	50%	2
MARTIN MEDICAL CENTER INC		1	1	50%	2
MAWD PATHOLOGY GROUP			2	100%	2
FLORIDA MEDICAL CLINIC CARDIOLOGY-ZH			2	100%	2
CARENOW-LEBANON		1	1	50%	2
CELEBRATION PEDIATRICS PA			2	100%	2
DEKALB MEDICAL CENTER LABORATORY			2	100%	2
MEDEXPRESS URGENT CARE - BECKLEY CROSS		1	1	50%	2
PRINCETON BMC LABORATORY		2			2
TRICORE REFERENCE LABORATORY		1	1	50%	2
CVS MINUTE CLINIC DIAGNOSTIC OF TN #6044		2			2
WEST COAST PEDIATRICS			2	100%	2
ST. MARY'S MEDICAL CENTER EVANSVILLE, INC			2	100%	2
SPECIALTY LABORATORIES			2	100%	2
PALM MEDICAL CENTER - PLANT CITY		2			2
SENIOR LIVING IV SUN CITY LLC		2			2
MEDEXPRESS URGENT CARE-BLOOMFIELD AVEN		2			2
NATIONAL JEWISH HEALTH			2	100%	2
ARCPPOINT LABS OF ALTAMONTE SPRINGS			2	100%	2
COASTAL LABORATORIES OF FLORIDA			2	100%	2
BAYCARE HEALTH SYSTEMS		1	1	50%	2

COVID-19: testing by laboratory

Data through Dec 23, 2020 verified as of Dec 24, 2020 at 09:25 AM

Data in this report are provisional and subject to change.

The numbers in the table below represent the number of Florida and non-Florida residents for whom test results were received by the Department of Health. A person can be tested by more than one laboratory and can have both positive and negative results. **Therefore, the sum of the numbers in each column will be larger than the total number of people tested.**

Reporting lab	Inconclusive	Negative	Positive	Percent positive	Total
MEDEXPRESS URGENT CARE - OMAHA N 72 ST		2			2
SPRINGS MEDICAL LAB		1	1	50%	2
DEPARTMENT OF HEALTH AND HUMAN SERVICES			2	100%	2
BAY CORRECTIONAL AND REHABILITATION FACILITY			2	100%	2
FEDERAL CORRECTIONAL INSTITUTION MARIANNA			2	100%	2
MORTON PLANT NORTH BAY HOSPITAL			2	100%	2
FIRST CHOICE MEDICAL PC			2	100%	2
ORLANDO LUTHERAN TOWERS		1	1	50%	2
BENEVA LAKES ASSISTED LIVING CENTER			2	100%	2
MEDEXPRESS URGENT CARE - BATTLE CREEK		2			2
PUBLIC HEALTH LABORATORY	1		1	50%	2
SKIPPACK MEDICAL LAB			2	100%	2
INDIANA STATE DEPARTMENT OF HEALTH LABORATORIES			2	100%	2
CSS- TWELVE OAKS			2	100%	2
NORTON IMMEDIATE CARE CENTER - PRESTON			2	100%	2
TMH EC NORTHEAST LABORATORY			2	100%	2
INSPIRIT SENIOR LIVING			2	100%	2
CAREHERE LCS- EUSTIS			2	100%	2
ADVOCATE SHERMAN HOSPITAL			2	100%	2
OUR HOME AT BEACON HILL			2	100%	2
NURSING PLUS OF BROWARD LLC		1	1	50%	2
Lehigh Acres Health and Rehabilitation			2	100%	2
MAJESTIC GUARDIANS			2	100%	2
MEDEXPRESS URGENT CARE-PETERS TWP		2			2
CVS MINUTE CLINIC DIAGNOSTIC OF VIRGINIA		2			2
FHPG FAMILY MEDICAL CENTER OF TAMPA BAY		1	1	50%	2
MC DIAGNOSTIC OF CONNECTICUT, PC # 257		1	1	50%	2
PIEDMONT HOSPITAL LAB			2	100%	2
WALGREENS #05477		2			2
MC DIAGNOSTIC OF CONNECTICUT PC #459		2			2
MEDICANA NURSING AND REHAB CENTER			2	100%	2
MINUTECLINIC DIAG OF IND, LLC #6483		1	1	50%	2
CLEVELAND CLINIC FLORIDA			2	100%	2
SPECTRUM HEALTH			2	100%	2
LEGACY ER & URGENT CARE - FRISCO WEST			2	100%	2
THE PALMS REHABILITATION AND HEALTHCARE CENTER		2			2
NEW GEN LABS			2	100%	2
Heartland Healthcare Center Boca Raton			2	100%	2
HEART OF FLORIDA HEALTH CENTER INC			2	100%	2
MINUTE CLINIC, LLC #4650		2			2
FLORIDA COMMUNITY HEALTH CENTERS, INC.			2	100%	2
PELICAN LANDING		1	1	50%	2
MEDEXPRESS URGENT CARE - LEDGEWOOD		2			2
COMMUNITY MEDICAL CENTER			2	100%	2
GULF COAST REGIONAL MEDICAL CARE		2			2
SIGNATURE HEALTHCARE OF MIDDLEBURG		2			2

COVID-19: testing by laboratory

Data through Dec 23, 2020 verified as of Dec 24, 2020 at 09:25 AM

Data in this report are provisional and subject to change.

The numbers in the table below represent the number of Florida and non-Florida residents for whom test results were received by the Department of Health. A person can be tested by more than one laboratory and can have both positive and negative results. **Therefore, the sum of the numbers in each column will be larger than the total number of people tested.**

Reporting lab	Inconclusive	Negative	Positive	Percent positive	Total
TENNESSEE DEPARTMENT OF HEALTH (TDH) - REGIONAL LABORATORY			2	100%	2
HEARTLAND - CHARLESTON OF HANAHAN SC,		2			2
FAMILY PRACTICE OF DAVIE INC			2	100%	2
ST. LUKE'S HOSPITAL - BETHLEHEM CAMPUS		1	1	50%	2
UC CORAL GABLES			2	100%	2
LIFE CARE CENTER OF PALM BAY□		2			2
ADVICE FOR OPTIMAL WELLNESS			2	100%	2
SUNCOAST BLOOD BANK			2	100%	2
THE PATHOLOGY LABORATORY		1	1	50%	2
LACORP		1	1	50%	2
THE FOUNTAIN AT BOCA CIEGA BAY		2			2
ASSOCIATES IN MEDICINE			2	100%	2
MEDEXPRESS URGENT CARE - NORTH LITTLE		2			2
MC DIAGNOSTIC OF CONNECTICUT, PC #1966		2			2
MINUTECLINIC, LLC #05814		2			2
GRAND VILLA OF MELBOURNE			2	100%	2
DELAWARE DIAGNOSTICS LABS			2	100%	2
ELMHURST MEMORIAL HOSPITAL			2	100%	2
SPECTRA LABS		1	1	50%	2
URGENT CARE AND SURGERY CENTER			2	100%	2
SCIENTIA DIAGNOSTICS			2	100%	2
METHODIST MANSFIELD MEDICAL CENTER			2	100%	2
IN AND OUT URGENT CARE			2	100%	2
LEXINGTON PLACE			2	100%	2
BMC/JACSONVILLE		1	1	50%	2
MEDICAL CITY DALLAS HOSPITAL			2	100%	2
ALL PEDIATRIC CARE PA			2	100%	2
JACKSON LABORATORY OF GENOMIC MEDICINE		2			2
Gracemore Nursing and Rehab		2			2
STANFORD HEALTH CARE ANATOMIC PATHOLOGY & CLINICAL LAB			2	100%	2
PRESBYTERIAN HOME		2			2
MEDEXPRESS URGENT CARE - BRIDGEVILLE		2			2
Parkridge Specialty Care		2			2
APC PEDIATRICS			2	100%	2
CUMBERLAND MEDICAL CENTER INC		2			2
MEDEXPRESS URGENT CARE - STAUNTON		1	1	50%	2
POINT OF CARE PRIVATE HEALTH MANAGEMENT			2	100%	2
MEDEXPRESS URGENT CARE - SPRINGDALE, S 40TH STREET		2			2
MONTEFIORE MEDICAL CENTER LABS MONTEFIORE		1	1	50%	2
SANFORD REGIONAL HOSPITAL WORTHINGTON		2			2
IN & OUT URGENT CARE METAIRIE			2	100%	2
FLORIDA MEDICAL CLINIC -INTERNAL MED DADE CITY			2	100%	2
TMH PHYSICIAN PARTNERS BLOUNTSTOWN			2	100%	2
KINDRED HOSPITAL OCALA		2			2
Grand Villa of Deerfield Beach			2	100%	2
Workmens Circle Multicare Center		2			2

COVID-19: testing by laboratory

Data through Dec 23, 2020 verified as of Dec 24, 2020 at 09:25 AM

Data in this report are provisional and subject to change.

The numbers in the table below represent the number of Florida and non-Florida residents for whom test results were received by the Department of Health. A person can be tested by more than one laboratory and can have both positive and negative results. **Therefore, the sum of the numbers in each column will be larger than the total number of people tested.**

Reporting lab	Inconclusive	Negative	Positive	Percent positive	Total
VALLEY BAPTIST MEDICAL CENTER: BROWNSVILLE			2	100%	2
JRS LABORATORY			2	100%	2
Kennedy University Hospital -Wash Twp L		2			2
PM PEDIATRICS OF BAYSIDE, PLLC - MANHASSET		2			2
COVANCE			2	100%	2
PM PEDIATRICS OF BAYSIDE PLLC - HOPEWELL JUNCTION		2			2
PALM CITY NURSING AND REHAB CENTER			2	100%	2
BIOMAT USA			2	100%	2
ADVANCED URGENT CARE CENTER OF THE UPPER KEYS			2	100%	2
JOHNNIE RUTH CLARKE LAB			2	100%	2
URGENT MED INC		1	1	50%	2
TRUE HEALTH INC			2	100%	2
MINUTECLINIC DIAGNOSTIC OF NORTH CARO		2			2
MAIN STREET MEDICAL CENTER OF CRESTVIEW PA			2	100%	2
ROPER HOSPITAL			2	100%	2
DOCTORS HOSPITAL RENAISSANCE			2	100%	2
CHESTERFIELD HEALTHCARE GROUP, INC		2			2
PHYSICIANS MEDICAL CENTER		2			2
FLORIDA MEDICAL CLINIC RADIOLOGY DALE MABRY		2			2
TALLAHASSEE MEMORIAL HEALTHCARE FAMILY MED RESIDENCY			2	100%	2
COMMONS AT ORLANDO LUTHERAN TOWERS SNF			2	100%	2
STUDENT HEALTH SERVICES			2	100%	2
MEDLOGIC, LLC		2			2
NEW YORK STATE DEPARTMENT OF HEALTH		1	1	50%	2
SOUTHSIDE FAMILY MEDICAL		2			2
UTMB PATHOLOGY CLINICAL SERVICES LABORATORY			2	100%	2
GEISINGER MEDICAL CENTER		2			2
KEYSTONE REHABILITATION AND HEALTH CENTER			2	100%	2
Gulf Shore Care Center			2	100%	2
TGH Brandon Healthplex Laboratory			2	100%	2
ADVENTHEALTH IMAGING PARTIN SETTLEMENT			2	100%	2
NEMOURS CHILDRENS PRIMARY CARE			2	100%	2
KAILOS GENETICS INC			2	100%	2
MADISON HOSPITAL LABORATORY			2	100%	2
PINELLAS POINT NURSING AND REHAB			2	100%	2
WHOLE CHILD PEDIATRICS			2	100%	2
MARCO ISLAND HOSPITAL INC D/B/A		1	1	50%	2
MINUTECLINIC DIAGNOSTIC OF VIRGINIA		2			2
UW HOSPITAL AND CLINICS		1	1	50%	2
MEDEXPRESS URGENT CARE-CLOQUET		2			2
FLORIDA HOSPITAL PHYSICIAN GROUP		1	1	50%	2
BOND COMMUNITY HEALTH CENTER			2	100%	2
U OF MIAMI MILLER SCHOOL OF MEDICINE			2	100%	2
ADVENTHEALTH EAST ORLANDO EMPLOYEE CLINIC		2			2
PEPIN ACADEMIES-PASCO		2			2
DEPARTMENT OF HEALTH AND HUMAN SERVICES DIVISION OF BEHAVIORAL HEALTH		1	1	50%	2

COVID-19: testing by laboratory

Data through Dec 23, 2020 verified as of Dec 24, 2020 at 09:25 AM

Data in this report are provisional and subject to change.

The numbers in the table below represent the number of Florida and non-Florida residents for whom test results were received by the Department of Health. A person can be tested by more than one laboratory and can have both positive and negative results. **Therefore, the sum of the numbers in each column will be larger than the total number of people tested.**

Reporting lab	Inconclusive	Negative	Positive	Percent positive	Total
MEMORIAL SLOAN KETTERING CANCER CENTER		1	1	50%	2
PLASMA MED RESEARCH DBA		2			2
INTEGRITY CLINICAL RESEARCH CENTER INC		1	1	50%	2
PHYSICIANS LABORATORY SERVICES			2	100%	2
PEDIATRICS IN BREVARD-COCOA BEACH		2			2
HANOVER ENDOSCOPY CENTER		2			2
CEDARS-SINAI MEDICAL CENTER			2	100%	2
PEDIATRIC HEALTH CARE		1	1	50%	2
ACKERMAN CANCER CENTER		2			2
PTC LABORATORIES			2	100%	2
MEDEXPRESS URGENT CARE-SCOTT TOWNSHIP		2			2
PREMIER MEDICAL LABORATORY			2	100%	2
SAFARI PEDIATRICS PA		2			2
POINTE AT NEW PORT PLACE,THE		2			2
PLEASANTVILLE OF SEBASTIAN LLC			2	100%	2
LAKELAND REGIONAL HEALTH		2			2
PEACEHEALTH CENTRAL		2			2
ROCKEFELLER UNIVERSITY CLINICAL GENOMICS LABORATOR		2			2
ASPIRUS RIVERVIEW HOSPITAL & CLINICS INC		1	1	50%	2
CVS MINUTE CLINIC DIAGNOSTIC OF KANSAS, PA		2			2
STEBEN COUNTY PUBLIC HEALTH		2			2
VAULT HEALTH			2	100%	2
FLORIDA PRIMARY CARE CENTER PA		2			2
ST LUKES HOSPITAL			2	100%	2
PREMIER FAMILY HEALTH PA			2	100%	2
THE LITTLE CLINIC			2	100%	2
Grand Villa of Dunedin			2	100%	2
AUSTIN REGIONAL CLINIC MICROBIOLOGY LAB			2	100%	2
CONSULATE HEALTH CARE		1	1	50%	2
NOT GIVEN		1	1	50%	2
SOUTHEAST GEORGIA HEALTH SYSTEM			2	100%	2
STEWART MELBOURNE HOSPITAL, INC			2	100%	2
JUPITER MEDICAL CENTER URGENT CARE - STUART			2	100%	2
RIVERVIEW MEDICAL CLINIC		2			2
FLAGLER PROFESSIONAL HEALTH CAE SERVICES INC		2			2
UK HEALTHCARE			2	100%	2
BIONIC TECHNOLOGIES CORPORATION			2	100%	2
INTEGRATED REGIONAL LABS			2	100%	2
CARE 365			2	100%	2
JUPITER INTERNAL MEDICINE AND ASSOCIATES			2	100%	2
WASHINGTON STATE DEPARTMENT OF HEALTH PUBLIC HEALTH LABORATORIES			2	100%	2
TIEHH BIOTERRORISM RESPONSE LAB			2	100%	2
SINAI PLAZA NURSING AND REHAB CENTER			2	100%	2
ARCPPOINT LABS OF WEST PALM BEACH			2	100%	2
CVS MINUTE CLINIC DIAGNOSTIC OF TN #3293		2			2
MINUTECLINIC, LLC #4230		1	1	50%	2

COVID-19: testing by laboratory

Data through Dec 23, 2020 verified as of Dec 24, 2020 at 09:25 AM

Data in this report are provisional and subject to change.

The numbers in the table below represent the number of Florida and non-Florida residents for whom test results were received by the Department of Health. A person can be tested by more than one laboratory and can have both positive and negative results. **Therefore, the sum of the numbers in each column will be larger than the total number of people tested.**

Reporting lab	Inconclusive	Negative	Positive	Percent positive	Total
EMERALD COAST CENTER			2	100%	2
GOLDMAN SACHS HEALTH CENTER		2			2
POMERENE HOSPITAL			2	100%	2
UNIVERSITY OF KANSAS MEDICAL CENTER			2	100%	2
MEDEXPRESS URGENT CARE GREENSBURG		2			2
SHANDS AT LAKE SHORE LAB			2	100%	2
OURMED		2			2
ST. LUCIE COUNTY HEALTH DEPARTMENT		1	1	50%	2
PINARD HOME HEALTH SERVICES INC			2	100%	2
Good Samaritan Society-Blackduck		1	1	50%	2
MINUTE CLINIC DIAGNOSTIC MED GRP		2			2
EMERALD TRACE		2			2
BNC Medical Investors, LLC Berrien Nursing & Rehabilitation Center		2			2
WHITESANDS OUTPATIENT TREATMENT		2			2
Westside Terrace		2			2
87TH MEDICAL GROUP – MCGUIRE AMBULATORY CARE FACILITY		2			2
MEDSTAR HARBOR HOSPITAL			2	100%	2
RENFREW CENTERS INC		2			2
CROSSROADS			2	100%	2
MED EXPRESS URGENT CARE PC - MARYLAND		2			2
OHIO DEPARTMENT OF HEALTH LABORATORY		2			2
AMERICAN MEDICAL LABORATORIES			2	100%	2
MAGNOLIA ADULT, LLC			2	100%	2
Robert Cranfield			2	100%	2
UNIVERSITY HOSPITALS OF CLEVELAND			2	100%	2
CELEBRATION PRIMARY CARE ASSOCIATES LLC		2			2
ADVENTHEALTH MEDICAL GROUP PEDIATRICS		1	1	50%	2
CAYUGA COUNTY HEALTH DEPARTMENT		2			2
AFC PHYSICIANS OF FLORIDA, PA			2	100%	2
ALVERNO CLINICAL LABORATORIES			2	100%	2
CLINICA HISPANIA			2	100%	2
CVS MINUTE CLINIC DIAG OF IND LLC #5206		1	1	50%	2
CARESPOT EXPRESS HEALTHCARE			2	100%	2
BAYLOR COLLEGE OF MEDICINE			2	100%	2
MINUTECLINIC DIAGNOSTIC OF GEORGIA, LL		2			2
MEDEXPRESS - WILMINGTON KIRKWOOD HIGHWAY		2			2
FLORIDA HOSPITAL LABORATORIES		2			2
NORTHCREST MEDICAL CENTER			2	100%	2
LAB CORP OF AMER SAN DIEGO			2	100%	2
BROOKDALE SENIOR LIVING			2	100%	2
Lakeside Oaks Care Center			2	100%	2
CLINICAL LABORATORY		2			2
ACCESS MEDICAL GROUP OF FLORIDA CITY			2	100%	2
REMISE OCCUPATIONAL HEALTH SOLUTIONS INC			2	100%	2
SACRED HEART HOSPITAL ON THE EMERALD			2	100%	2
Metro West Nursing and Rehab			2	100%	2

COVID-19: testing by laboratory

Data through Dec 23, 2020 verified as of Dec 24, 2020 at 09:25 AM

Data in this report are provisional and subject to change.

The numbers in the table below represent the number of Florida and non-Florida residents for whom test results were received by the Department of Health. A person can be tested by more than one laboratory and can have both positive and negative results. **Therefore, the sum of the numbers in each column will be larger than the total number of people tested.**

Reporting lab	Inconclusive	Negative	Positive	Percent positive	Total
BRANDYWYNE HEALTH CARE CENTER			2	100%	2
MEDEXPRESS URGENT CARE - CEDAR KNOLLS		2			2
MINUTECLINIC DIAGNOSTIC OF OHIO #6192		2			2
ST. JOSEPH REGIONAL MEDICAL CENTER			2	100%	2
UT PATH			2	100%	2
LILY PHARMACY		2			2
SPRING HILL REGIONAL HOSPITAL			2	100%	2
Cleveland Clinic Weston			2	100%	2
KINGS BAY PEDIATRICS LLC			2	100%	2
COASTAL MEDICAL LAB			2	100%	2
BRIGHAM AND WOMEN'S HOSPITAL			2	100%	2
Warren Center for Rehabilitation and Nursing		2			2
JOHN D. ARCHBOLD MEM. HOSPITAL			2	100%	2
GINKGO-IXLAYER		2			2
CVA MINUTE CLINIC DIAGNOSTIC OF VIRGINIA, LLC		2			2
HOUSTON HEALTH DEPARTMENT - BUREAU OF LABORATORY SERVICES			2	100%	2
ST JOSEPH'S HOSPITAL LABORATORY			2	100%	2
ADVANCED MEDICAL CARE			2	100%	2
DRR JMC URGENT CARE DONALD ROSS			2	100%	2
OELWEIN HEALTH CARE CENTER		2			2
UT AUSTIN UNIVERSITY HEALTH SERVICES			2	100%	2
MEASE COUNTRYSIDE HOSPITAL			2	100%	2
Rutgers Health Rwj University Hospital - Laboratory		2			2
FELICIDAD MEDICAL CENTER INC			2	100%	2
MEDEXPRESS URGENT CARE - WEST ST PAUL, ROBERT ST S		2			2
PROPATH			2	100%	2
NEMOURS CHILDRENS PRIMARY CARE OVIEDO			2	100%	2
MEASE COUNTRYSIDE HOSPITAL CARDIAC REH			2	100%	2
TRINITAS REGIONAL MEDICAL CENTER		1	1	50%	2
OUR LADY OF THE LAKE REGIONAL MEDICAL CENTER			2	100%	2
RELIANT IMMUNE DIAGNOSTICS			2	100%	2
GULF COAST PEDIATRICS OF SARASOTA PA		1	1	50%	2
ORANGE COUNTY HEALTH DEPARTMENT		1	1	50%	2
CHEROKEE COUNTY HEALTH AND REHAB CENTER		2			2
TAMPA INTERNATIONAL AIRPORT			2	100%	2
CARE CENTERS OF NASSAU LLC MINER ROAD SOUTH		2			2
LIFESPRING COMMUNITY HEALTH		2			2
VA PRIMARY CARE ANNEX			2	100%	2
Church Creek SNF			2	100%	2
CVS MINUTE CLINIC DIAGNOSTIC		2			2
RAINY LAKE MEDICAL CENTER			2	100%	2
Avanti Wellness and Rehab			2	100%	2
DALLAS MEDICAL CENTER			2	100%	2
BELLE GLADES HEALTH CLINIC			2	100%	2
VANAYER HEALTHCARE AND REHAB CENTER		2			2
VENICE GREEN VILLAGE		2			2

COVID-19: testing by laboratory

Data through Dec 23, 2020 verified as of Dec 24, 2020 at 09:25 AM

Data in this report are provisional and subject to change.

The numbers in the table below represent the number of Florida and non-Florida residents for whom test results were received by the Department of Health. A person can be tested by more than one laboratory and can have both positive and negative results. **Therefore, the sum of the numbers in each column will be larger than the total number of people tested.**

Reporting lab	Inconclusive	Negative	Positive	Percent positive	Total
ADVANCED PEDIATRICS			2	100%	2
ARLINGTON DIALYSIS CENTER LLC		2			2
ADVENT HEALTH CENTRAL TEXAS		1	1	50%	2
ROAN DRUG COMPANY LLC		2			2
MIDLAND MEMORIAL HOSPITAL			2	100%	2
ASHLEY PEDIATRICS			2	100%	2
SARASOTA MEMORIAL MEDICAL URGENT CARE CENTER			2	100%	2
VETERANS AFFAIRS MEDICAL CENTER - GREATER LOS ANGELES			2	100%	2
LEE PHYSICIAN GROUP		1	1	50%	2
VILLA HEALTH NH LLC			2	100%	2
JEFFERSON WASHINGTON TOWNSHIP HOSPITAL		2			2
SMOKY MOUNTAIN URGENT CARE AND FAMILY MEDICINE CENTER			2	100%	2
SHORE MEDICAL CENTER		2			2
UNIVERSITY HOSPITAL OF BROOKLYN		2			2
VIRGINIA DEPT OF HEALTH OFFICE OF EPIDEMIOLOGY			2	100%	2
CRUC CMCH-COVID-19		2			2
EXCEPTIONAL EMERGENCY CENTER - AMARILLO			2	100%	2
SACRED HEART HEALTH SYSTEM, INC			2	100%	2
CONEMAUGH MEMORIAL MEDICAL CENTER		2			2
MEDEXPRESS URGENT CARE - TULSA, S YALE AVE		2			2
INTERNAL MEDICINE ASSOCIATES-DUNELLON			2	100%	2
YOUTH AND YOU, INC		2			2
FLORIDA KEYS PED & ADOLES CTR			2	100%	2
RUSSELL MEDICAL CENTER		2			2
WISE HEALTH SYSTEM		1	1	50%	2
MEDEXPRESS URGENT CARE LAVALE		2			2
VIGILINT HEALTHCARE		1	1	50%	2
CARENOW URGENT CARE - CENTRAL AUSTIN			2	100%	2
VERILY LIFE SCIENCES		2			2
Alden Des Plaines			2	100%	2
AMEDISYS HOME HEALTH OF GREENVILLE			2	100%	2
OHIO DEPARTMENT OF HEALTH			2	100%	2
CCRX OF NORTH CAROLINA, LLC		1	1	50%	2
OHIO HEALTH DOCTORS HOSPITAL			2	100%	2
DELCARE PA			2	100%	2
MEDEXPRESS URGENT CARE, CHAMBERSBURG		2			2
Lakeview Village		2			2
VIRTUA MEMORIAL HOSPITAL BURLINGTON COUNTY			2	100%	2
REGIONS HOSPITAL LABORATORY			2	100%	2
Jackson Health Care Facility			2	100%	2
LOWELL GENERAL HOSPITAL			2	100%	2
FLORIDA DEPARTMENT OF HEALTH (FDOH)			2	100%	2
ACCESS LABORATORIES LLC			2	100%	2
NAVAL MEDICAL CENTER			2	100%	2
MOBILE RESPONSE DIAGNOSTICS LLC		2			2
MEDEXPRESS URGENT CARE-SELINGSGROVE		2			2

COVID-19: testing by laboratory

Data through Dec 23, 2020 verified as of Dec 24, 2020 at 09:25 AM

Data in this report are provisional and subject to change.

The numbers in the table below represent the number of Florida and non-Florida residents for whom test results were received by the Department of Health. A person can be tested by more than one laboratory and can have both positive and negative results. **Therefore, the sum of the numbers in each column will be larger than the total number of people tested.**

Reporting lab	Inconclusive	Negative	Positive	Percent positive	Total
MINUTECLINIC DIAGNOSTIC OF RHODE ISLAND		1	1	50%	2
SIGNATURE CARE LEWISVILLE-EMERGENCY CENTER		1	1	50%	2
MED TECH SERVICES OF PALM BEACH INC		2			2
PALM BAY COMMUNITY OUTPATIENT CLINIC		2			2
EMORY UNIVERSITY HOSPITAL			2	100%	2
EXPRESSCARE URGENT CARE CENTER			2	100%	2
MEMORIAL HERMANN			2	100%	2
POMONA VALLEY COMMUNITY HOSPITAL			2	100%	2
SOUTH CAROLINA DEPT OF HEALTH AND ENVIRONMENT CONTROL		2			2
Alden Terrace of McHenry			2	100%	2
NCH NORTH NAPLES HOSPITAL			2	100%	2
MD NOW URGENT CARE MEDICAL CENTERS INC			2	100%	2
DES PLAINES CLINICAL LAB			2	100%	2
COOK HOSPITAL AND CARE CENTER		1	1	50%	2
MEDEXPRESS URGENT CARE - HOLLINS		2			2
CERTIVIA LABORATORIES			2	100%	2
MINUTECLINIC, DIAGNOSTIC OF TEXAS, LLC		2			2
CHAPPEL GROUP RESEARCH, THE		2			2
BROOME COUNTY HEALTH DEPARTMENT		1	1	50%	2
ASCENSION ST VINCENT'S RIVERSIDE			2	100%	2
WAL-MART STORES EAST LP		2			2
Elba Nursing and Rehabilitation Center, LLC		2			2
GALEN BAYLOR EXTENSION		2			2
ST. ELIZABETH HEALTHCARE			2	100%	2
CAPRONA GROUP HOME			2	100%	2
FLORIDA DEPARTMENT OF HEALTH WASHINGTON COUNTY		1	1	50%	2
441 URGENT CARE-MULBERRY			2	100%	2
MID - FLORIDA PATHOLOGY LLC		1	1	50%	2
NAVAL BRANCH MEDICAL CLINIC			2	100%	2
ADVICE FOR OPTIMAL WELLNESS, INC			2	100%	2
UNITED MEMORIAL MEDICAL CENTER			2	100%	2
TULANE MEDICAL CENTER			2	100%	2
CLEAR LAKE REGIONAL MEDICAL CENTER			2	100%	2
MEDEXPRESS-HOUSTON EAST FWY		1	1	50%	2
MEMORIAL HERMANN CONSOLIDATED LABORATORY SERVICES			2	100%	2
NEMOURS CHILDREN'S PRIMARY CARE THE VILLAGES		2			2
SUNBRIDGE CARE & REHAB FOR DECATUR		2			2
CITY OF NEW YORK DEPARTMENT OF HEALTH			2	100%	2
ADVANCED URGENT CARE LLC			2	100%	2
HOLY FAMILY MEDICAL CENTER		1	1	50%	2
KINGS COUNTY HOSPITAL CENTER			2	100%	2
FLORIDA PRIMARY & SPECIALTY CARE		2			2
BIOHEALTH MEDICAL LAB INC			2	100%	2
UNIVERSITY OF MARYLAND MEDICAL CENTER			2	100%	2
CITRUS PARK			2	100%	2
MEDEXPRESS URGENT CARE - STATE COLLEGE		2			2

COVID-19: testing by laboratory

Data through Dec 23, 2020 verified as of Dec 24, 2020 at 09:25 AM

Data in this report are provisional and subject to change.

The numbers in the table below represent the number of Florida and non-Florida residents for whom test results were received by the Department of Health. A person can be tested by more than one laboratory and can have both positive and negative results. **Therefore, the sum of the numbers in each column will be larger than the total number of people tested.**

Reporting lab	Inconclusive	Negative	Positive	Percent positive	Total
BENTON PEDIATRICS		2			2
EAST NAPLES PEDIATRICS			2	100%	2
MORRISTOWN MEMORIAL HOSPITAL		2			2
AVANTE AT OCALA INC			2	100%	2
MINUTE CLINIC DIAGNOSTIC OF NORTH CAROLINA		2			2
BAYCARE LABORATORIES			2	100%	2
STARR COUNTY MEMORIAL HOSPITAL			2	100%	2
PANCARE HEALTH - SNEADS ELEMENTARY			2	100%	2
ARKANSAS DEPARTMENT OF HEALTH			2	100%	2
Life Care Center of Orlando			2	100%	2
THE HOSPITAL OF PROVIDENCE EMERGENCY ROOM			2	100%	2
SYLVAN NURSING			2	100%	2
MINUTECLINIC, LLC #5707		2			2
CELEBRATION PEDIATRICS			2	100%	2
CROSSROADS URGENT CARE, PLLC		2			2
AFFORDABLE PRIMARY CARE LLC		2			2
GULF COAST IMMEDIATE CARE CENTER		1	1	50%	2
MEDEXPRESS URGENT CARE-WILKINS TOWNSHIP, WILLIAM PENN HIGHWAY		2			2
MEDEXPRESS URGENT CARE - MOUNTAIN HOME		2			2
HOME ACCESS HEALTH			2	100%	2
BOND & STEELE CLINIC PA D/B/A BOND CLINIC PA		2			2
NORTHDAL REHABILITATION CENTER			2	100%	2
PALMETTO FAMILY HEALTH CENTER			2	100%	2
MAIN STREET MEDICAL CENTERS		2			2
ONE MEDICAL GROUP		1	1	50%	2
CRUSADER COMMUNITY HEALTH			1	100%	1
BAYCARE OUTREACH LAB WH SOUTH			1	100%	1
SPINE & PAIN CONSULTANT PLLC		1			1
HABANA HEALTH CARE CENTER			1	100%	1
MEMORIAL HOSPITAL LOS BANOS			1	100%	1
NASSAU COUNTY HEALTH DEPARTMENT-FERNANDINA BEACH C		1			1
GATEWAY LABORATORIES		1			1
ST VINCENT'S AMBULATORY CARE INC			1	100%	1
MEDEXPRESS URGENT CARE - BECKLEY		1			1
DEL PRADO MEDICAL CENTER, INC		1			1
CEPERO PEDIATRICS PA			1	100%	1
PRISMA HEALTH TUOMEY LABORATORY			1	100%	1
SWEDISH COVENANT HOSPITAL			1	100%	1
FLEMING ISLAND CENTER FOR CLINICAL RESEARCH		1			1
SOLARIS HEALTHCARE PLANT CITY		1			1
HALIFAX HEALTH PRIMARY CARE			1	100%	1
WALGREENS #01398			1	100%	1
STEPHENS COUNTY HOSPITAL			1	100%	1
MEDEXPRESS URGENT CARE PORT HURON		1			1
FHPG_EXP CARE W HILLSBOROUGH			1	100%	1
C V S / PHARMACY #4396		1			1

COVID-19: testing by laboratory

Data through Dec 23, 2020 verified as of Dec 24, 2020 at 09:25 AM

Data in this report are provisional and subject to change.

The numbers in the table below represent the number of Florida and non-Florida residents for whom test results were received by the Department of Health. A person can be tested by more than one laboratory and can have both positive and negative results. **Therefore, the sum of the numbers in each column will be larger than the total number of people tested.**

Reporting lab	Inconclusive	Negative	Positive	Percent positive	Total
MARION COUNTY HEALTH DEPARTMENT			1	100%	1
MEDTOWN PHARMACY			1	100%	1
MEDEXPRESS URGENT CARE- COLUMBIA HEIGH		1			1
MINUTECLINIC DIAGNOSTIC OF OKLAHOMA			1	100%	1
MEDICAL CITY NORTH HILLS			1	100%	1
ST GERARD'S COMMUNITY OF CARE		1			1
GRAND VIEW HOSPITAL			1	100%	1
WESTWOOD NURSING & REHAB		1			1
FAYETTE MEDICAL CENTER LAB		1			1
LEGACY AT HIGHWOODS PRESERVE		1			1
FLORIDA MEDICAL CLINIC, LLC			1	100%	1
SOUTHEAST MISSOURI HOSPITAL		1			1
Caldwell Care		1			1
ST. MICHAEL'S ELITE HOSPITAL			1	100%	1
SANTA MONICA CA-UCLA MC			1	100%	1
BLUFFTON HEALTH CENTER			1	100%	1
LEXINGTON PLACE SENIOR LIVING COMMUNITY		1			1
PEDIATRIC ASSOCIATES - DORAL			1	100%	1
CULVER CITY URGENT CARE			1	100%	1
PINELLAS CHD - CLEARWATER			1	100%	1
MID FLORIDA BIOLOGICALS			1	100%	1
CVS HEALTH, #1994		1			1
LOGAN COUNTY HOSPITAL			1	100%	1
OCALA REGIONAL DIALYSIS- NORTH			1	100%	1
VILLAGES HEALTH SYSTEM, LLC, THE			1	100%	1
The Evangelical Lutheran Good Samaritan Society Prescott Village		1			1
HOUSTON METHODIST HOSPITAL			1	100%	1
SOUTH FLORIDA BAPTIST HOSPITAL			1	100%	1
BRONSON METHODIST HOSPITAL			1	100%	1
QUALITY CLINICAL LAB LLC			1	100%	1
MINUTECLINIC DIAGNOSTIC OF TN, PC 6304		1			1
TITUSVILLE REHABILITATION AND NURSING CENTER		1			1
CSL PLASMA LAB			1	100%	1
NONA MEDICAL ARTS		1			1
UNIVERSITY OF MARYLAND PATHOLOGY ASSOCIATES			1	100%	1
MEDSTAR HEALTH URGENT CARE			1	100%	1
CAREWELL URGENT CARE FITCHBURG			1	100%	1
SHELBYVILLE HOSPITAL COMPANY		1			1
VANAJA SUREDDI MD PA			1	100%	1
FLORIDA CLINICAL LABORATORY INC DBA			1	100%	1
Cornerstone at the Ranch		1			1
Manorcare Health Services West Reading North		1			1
MIAMI-DADE COUNTY HEALTH DEPT.		1			1
Valley Center (WV)			1	100%	1
HARBOR BEACH NURSING AND REHABILITATION CENTER			1	100%	1
MCH PHYSICIANS GROUP			1	100%	1

COVID-19: testing by laboratory

Data through Dec 23, 2020 verified as of Dec 24, 2020 at 09:25 AM

Data in this report are provisional and subject to change.

The numbers in the table below represent the number of Florida and non-Florida residents for whom test results were received by the Department of Health. A person can be tested by more than one laboratory and can have both positive and negative results. **Therefore, the sum of the numbers in each column will be larger than the total number of people tested.**

Reporting lab	Inconclusive	Negative	Positive	Percent positive	Total
FIVE STAR PREMIER RESIDENCES OF POMPANO BEACH			1	100%	1
Flagler Health and Rehabilitation			1	100%	1
Senatobia Healthcare & Rehab		1			1
PENSACOLA PATHOLOGY		1			1
CLAYMED OF NORTH FLORIDA			1	100%	1
BLANCHARD VALLEY HOSPITAL LABORATORY			1	100%	1
UHEALTH CORAL SPRINGS			1	100%	1
TREASURE COAST MEDICAL CONCIERGE LLC			1	100%	1
MINUTE CLINIC DIAGNOSTIC PA			1	100%	1
Jersey City Medical Center		1			1
DOCTORS EXPRESS OF ST PETERSBURG			1	100%	1
BAPTIST EMERGENCY HOSPITAL KELLY			1	100%	1
KIDSVILLE PEDIATRICS IV PA		1			1
CHILDRENS SPECIALIST PEDIATRIC PULMMOLOGY &			1	100%	1
NEW ERA COMMUNITY HEALTH CENTER LLC		1			1
AFFINITY URGENT CARE			1	100%	1
SYNERGENE LABORATORY			1	100%	1
ALLIED PEDIATRICS & FAMILY MEDICINE			1	100%	1
Heritage Health of Peru			1	100%	1
FIT4LIFE MEDICAL CENTER			1	100%	1
MANSFIELD MEDICAL LODGE			1	100%	1
MAYO CLINIC BEACHES PRIMARY CARE CTR		1			1
FAITH FAMILY PRACTICE			1	100%	1
TRUMAN MEDICAL CENTER - HOSPITAL HILL			1	100%	1
LAKE LURE HEALTH CENTER			1	100%	1
INNOVATIVE CARE II LLC			1	100%	1
CQUENTIA NGS, LLC			1	100%	1
FRESENIUS SOUTH FORT MYERS		1			1
TMH CANCER CENTER LABORATORY			1	100%	1
FIU HEALTH CARE CENTER			1	100%	1
MARYLAND DEPARTMENT OF HEALTH AND MENTAL HYGIENE-LABORATORIES			1	100%	1
JOSHUA E CHESIR MD		1			1
ROYAL OAK MEDICAL CENTER LLC DBA CHARACTER FAMILY			1	100%	1
NORTH RIVER FAMILY HEALTH CENTER			1	100%	1
ALPHA CLINICAL LABORATORY CORP.			1	100%	1
MEMORIAL HOSPITAL - BELLEVILLE			1	100%	1
MANOR CARE OF DELRAY BEACH FL LLC		1			1
NEW YORK CITY DEPARTMENT OF HEALTH			1	100%	1
HILTON HEAD HOSPITAL/INPATIENT			1	100%	1
PROGRESS PHARMACY INC			1	100%	1
MEDEXPRESS URGENT CARE - WEXFORD		1			1
BRANDON OUTREACH CLINIC			1	100%	1
CORNERSTONE PEDIATRICS			1	100%	1
MEDEXPRESS URGENT CARE - WHEELING		1			1
PROGRESSIVE MEDICAL RESEARCH			1	100%	1
DAYTONA BEACH CENTRA CARE			1	100%	1

COVID-19: testing by laboratory

Data through Dec 23, 2020 verified as of Dec 24, 2020 at 09:25 AM

Data in this report are provisional and subject to change.

The numbers in the table below represent the number of Florida and non-Florida residents for whom test results were received by the Department of Health. A person can be tested by more than one laboratory and can have both positive and negative results. **Therefore, the sum of the numbers in each column will be larger than the total number of people tested.**

Reporting lab	Inconclusive	Negative	Positive	Percent positive	Total
GRAND VILLA OF PINELLAS PARK			1	100%	1
SIGNATURE CARE MEMORIAL CITY			1	100%	1
CARTERSVILLE MEDICAL CENTER			1	100%	1
STEWART MEDICAL GROUP INC			1	100%	1
EASTMAN HEALTHCARE & REHAB		1			1
SOUTHWOOD NURSING & RETIREMENT CENTER		1			1
MOORE CLINICAL RESEARCH INC			1	100%	1
BAYCARE OUTREACH LAB			1	100%	1
BAPTIST HEALTH LEXINGTON			1	100%	1
ADVENTHEALTH MEDICAL GROUP UROLOGY AT EAST ORLANDO		1			1
SOUTHERN SPRINGS HEALTH CARE		1			1
MEDEXPRESS URGENT CARE - LINCOLN N 26T		1			1
MEDICAL ASSOCIATES OF PINELLAS - LAB			1	100%	1
CARING PROFESSIONAL HEALTH CARE LLC		1			1
SOUTHEASTERN PATHOLOGY ASSOCIATES			1	100%	1
San Antonio Residence and Rehabilitation Center		1			1
COVID TESTING LLC			1	100%	1
SAINT JOSEPHS HOSPITAL OF ATLANTA			1	100%	1
TIMPANOGOS REGIONAL HOSPITAL			1	100%	1
SOUTHWOOD HEALTHCARE CENTER		1			1
FLORIDA DIGESTIVE AND LIVER SPECIALISTS			1	100%	1
SKY RIDGE MEDICAL CENTER - MICRO			1	100%	1
LEELANAU OPCO, LLC		1			1
APOPKA FAMILY HEALTH CENTER			1	100%	1
NAPHCARE INC		1			1
EAST FL CORE LAB			1	100%	1
SHAMRA MEDICAL LABORATORY			1	100%	1
PELICAN STATE OUTPATIENT CENTER			1	100%	1
ADVENTHEALTH MEDICAL GROUP FAMILY AND INTERNAL			1	100%	1
SOUTH LAKE FAMILY HEALTH CENTER			1	100%	1
UNIVERISTY OF MIAMI			1	100%	1
ADVENTHEALTH HOSPICE CARE CENTRAL FLORIDA		1			1
BLOOD SYSTEMS LABORATORIES			1	100%	1
Mountain View Manor			1	100%	1
GENESIS MICROBIOLOGY LAB		1			1
ADVENTHEALTH MEDICAL GROUP FAMILY MEDICINE AT RDV		1			1
ST. JOHN HOSPITAL & MEDICAL CENTER			1	100%	1
INSPIRE HEALTHCARE CENTER			1	100%	1
FAMILY PRACTICE OF CENTRAL FLORIDA PA			1	100%	1
Crisp Regional Nursing and Rehab Center		1			1
URGENT DOC -NACOGODOCHES CLINIC			1	100%	1
HIBISCUS COURT			1	100%	1
HAMILTON CI MAIN UNIT ANNEX/ WORK CAMP			1	100%	1
LADY OF THE SEA HOSPITAL LAB			1	100%	1
AIRPORT CLINIC			1	100%	1
WARE EXPRESS CARE			1	100%	1

COVID-19: testing by laboratory

Data through Dec 23, 2020 verified as of Dec 24, 2020 at 09:25 AM

Data in this report are provisional and subject to change.

The numbers in the table below represent the number of Florida and non-Florida residents for whom test results were received by the Department of Health. A person can be tested by more than one laboratory and can have both positive and negative results. **Therefore, the sum of the numbers in each column will be larger than the total number of people tested.**

Reporting lab	Inconclusive	Negative	Positive	Percent positive	Total
FLORIDA MEDICAL CENTER			1	100%	1
Lab MSMC Hialeah			1	100%	1
LAKE HOWARD HEIGHTS		1			1
SEATTLE-KING COUNTY			1	100%	1
SOUTHERN HILLS MEDICAL CENTER			1	100%	1
FLORIDA KEYS PED AND ADOLES CTR			1	100%	1
ANY LAB TEST FAST CORP			1	100%	1
DOCTOR'S IN-HOUSE LAB/COMMUNITY HEALTH CENTERS OF PINELLAS – JOHNNIE R			1	100%	1
HERNANDO CHILDREN'S			1	100%	1
HAWKEYE CARE CENTER DUBUQUE		1			1
BIODORON LABORATORIES			1	100%	1
ST LUKES SURGICAL AT THE VILLAGES INC			1	100%	1
WHEATON FRANCISCAN LABORATORY			1	100%	1
HALIFAX FAMILY HEALTH CENTER			1	100%	1
ORMOND MEDICAL ARTS FAMILY PRACTICE PL			1	100%	1
BARTON HEALTH ALLIANCE		1			1
RIDGEFIELD PEDIATRIC ASSOCIATES		1			1
MEDEXPRESS URGENT CARE - WICHITA, N MAIZE RD		1			1
CORPORATION OF AMERICA		1			1
CARDIAC AND VASCULAR CONSULTANTS MD PA		1			1
Southwest Louisiana Veterans Home			1	100%	1
BRIDGE DIAGNOSTICS			1	100%	1
EXPRESS LAB LIVINGSTON			1	100%	1
HOME DOCS		1			1
SOUTHWEST ORLANDO FAMILY MEDICINE, PL			1	100%	1
SOUTHEASTERN HEALTH FACILITES, INC		1			1
EH FARGO HOSPITAL LABORATORY			1	100%	1
MEMORIAL HEALTHCARE SYSTEM			1	100%	1
ALL CARE URGENT CARE			1	100%	1
STATCARE URGENT & WALK IN MEDICAL CARE		1			1
ADVENTHEALTH CENTRA CARE PONCIANA			1	100%	1
Manor Care of Dallastown d/b/a ManorCare Health Services - Dallastown		1			1
Bayou Vista Community Care Center			1	100%	1
FLORIDA SCHOOL FOR THE DEAF AND THE BLIND			1	100%	1
BROOKSVILLE REGIONAL HOSPITAL			1	100%	1
QUEST DIAGNOSTICS CLINICAL LABORATORIES INC		1			1
Brio of Johnston		1			1
NASSAU COUNTY HEALTH DEPARTMENT		1			1
CARE POINT HEALTH AND WELLNESS CENTER		1			1
BRANDON REGIONAL EMERGENCY CTR			1	100%	1
TITUSVILLE CENTER FOR SURGICAL EXCELLENCE LLC		1			1
HERNANDO COUNTY HEALTH DEPT			1	100%	1
PROGRESSIVE MEDICAL LAB LLC			1	100%	1
EXCEL URGENT CARE OF NJ			1	100%	1
OHIOHEALTH URGENT CARE			1	100%	1
PINNACLE DIALYSIS		1			1

COVID-19: testing by laboratory

Data through Dec 23, 2020 verified as of Dec 24, 2020 at 09:25 AM

Data in this report are provisional and subject to change.

The numbers in the table below represent the number of Florida and non-Florida residents for whom test results were received by the Department of Health. A person can be tested by more than one laboratory and can have both positive and negative results. **Therefore, the sum of the numbers in each column will be larger than the total number of people tested.**

Reporting lab	Inconclusive	Negative	Positive	Percent positive	Total
AVERA ST. MARY'S HOSPITAL			1	100%	1
BIOMERIEUX			1	100%	1
MINUTECLINIC DIAGNOSTIC OF OHIO #2964		1			1
FHPG SURGICAL ASSOCIATES OF EAST PASCO			1	100%	1
WAKULLA COUNTY HEALTH DEPARTMENT		1			1
MEA PRIMARY CARE PLUS BYRAM			1	100%	1
COOPER CLINIC			1	100%	1
WESTON COUNTY HEALTH SERVICES			1	100%	1
Chestnut Ridge Nursing & Rehab		1			1
INDIANA STATE DEPARTMENT OF HEALTH CLINIC MICROBIOLOGY		1			1
LAKE MARY OPTUM FLORIDA			1	100%	1
C A R E S		1			1
PRIMEX CLINICAL LABORATORIES INC			1	100%	1
CLEVELAND CLINIC OHIO LABORATORIES			1	100%	1
DEVLIN MANOR NURSING AND REHABILITATION		1			1
Mill Valley Care Center		1			1
Princeton Place			1	100%	1
NORTH SHORE HEMATOLOGY-ONCOLOGY ASSOCIATES PC		1			1
GENESEE COUNTY HEALTH DEPARTMENT		1			1
Harris Hill Nursing Facility		1			1
ROSECASTLE OF JACKSONVILLE LLC			1	100%	1
TENNOVA HEALTHCARE - CLEVELAND			1	100%	1
INTERNATIONAL MEDICAL LABORATORY INC		1			1
LOWER KEYS COMMUNITY HEALTH CENTER			1	100%	1
PARK AVENUE PEDIATRICS PC		1			1
BL DIAGNOSTICS LLC			1	100%	1
ACCESS HEALTH CARE PHYSICIANS			1	100%	1
Signature Healthcare of Georgetown		1			1
VALLEY MEDICAL LABORATORY			1	100%	1
MC DIAGNOSTIC OF CONNECTICUT, PC #1043		1			1
PULSE MEDICAL GROUP INC			1	100%	1
MEDICAL LIFE-INC GUIDEWELL EMERGENCY MEDICINE			1	100%	1
MEDEXPRESS URGENT CARE - HADLEY		1			1
LAKEWOOD RANCH MEDICAL CENTER CLINICAL LAB			1	100%	1
GRACE HEALTHCARE OF LAKE WALES		1			1
CHIEFLAND MEDICAL CENTER			1	100%	1
MOUNT SINAI COMPREHENSIVE CANCER CENTER			1	100%	1
ORLANDO PHYSICIAN NETWORK		1			1
MEDEXPRESS URGENT CARE - BENTON		1			1
JOHNSON & JOHNSON VISION CARE-VISTAKON			1	100%	1
HOLLAND COMMUNITY HOSPITAL		1			1
CITRUS HEALTH NETWORK INC			1	100%	1
MAYO CLINICAL LABORATORIES		1			1
Memorial Health Care Center			1	100%	1
WELLINGTON REGIONAL MEDICAL CENTER			1	100%	1
GENESIS HEALTH SYSTEM			1	100%	1

COVID-19: testing by laboratory

Data through Dec 23, 2020 verified as of Dec 24, 2020 at 09:25 AM

Data in this report are provisional and subject to change.

The numbers in the table below represent the number of Florida and non-Florida residents for whom test results were received by the Department of Health. A person can be tested by more than one laboratory and can have both positive and negative results. **Therefore, the sum of the numbers in each column will be larger than the total number of people tested.**

Reporting lab	Inconclusive	Negative	Positive	Percent positive	Total
MEDEXPRESS URGENT CARE-CHIPPEWA		1			1
UNIVERSITY OF IOWA HOSPITALS & CLINICS			1	100%	1
LIFE CARE CENTER OF SKAGIT VALLEY		1			1
Lenox on the Lake			1	100%	1
REFERENCE LABORATORY			1	100%	1
ACCESS FAMILY CARE LLC			1	100%	1
TENNESSEE VALLEY HCS			1	100%	1
THEDACARE FAMILY MEDICINE GATEWAY			1	100%	1
MOUNT SINAI MEDICAL CENTER AVENTURA ER			1	100%	1
NEMOURS CHILDRENS PRIMARY CARE CLERMONT			1	100%	1
OAK HAVEN REHAB AND NURSING CENTER			1	100%	1
FLORIDA HOSPITAL LAB			1	100%	1
CHOTA COMMUNITY HEALTH SERVICES		1			1
NORTH FLORIDA MEDICAL GROUP		1			1
Avante at Orlando		1			1
MAYO CLINIC OUTPATIENT DIALYSIS CENTER			1	100%	1
Florida Baptist Retirement Center		1			1
SANTA BARABARA ALF LLC (THE WINDSOR)			1	100%	1
KEY WEST HMA PHYSICIAN MANAGEMENT, LLC			1	100%	1
SPARTANBURG REGIONAL MEDICAL CENTER			1	100%	1
THE MEDICAL CENTER AT BOWLING GREEN			1	100%	1
LIFELINK TRANSPLANT INSTITUTE LAB			1	100%	1
ATHENA CARE RESOURCES LLC		1			1
FLORIDA CLINICAL RESEARCH CENTER, LLC			1	100%	1
USF PHYSICIANS GROUP			1	100%	1
FLORIDA FAMILY LABORATORY		1			1
REEVES COUNTY HOSPITAL DISTRICT			1	100%	1
Sanford Health & Rehabilitation			1	100%	1
VA OUTPATIENT PHARMACY			1	100%	1
LANTANA HC LAB			1	100%	1
Kroger - KR003500568			1	100%	1
MD NOW URGENT CARE			1	100%	1
CRANES VIEW LODGE			1	100%	1
EASTERN FLORIDA STATE COLLEGE – PALM BAY CAMPUS□			1	100%	1
FHCP ASC - ORANGE CITY			1	100%	1
SIGNATURE CARE COLLEGE STATION			1	100%	1
GOSHEN HOSPITAL			1	100%	1
FRESENIUS KIDNEY CARE DUNEDIN			1	100%	1
NEWTON MEMORIAL HOSPITAL		1			1
MONMOUTH MEDICALC ENTER		1			1
CVS MINUTE CLINIC DIAGNOSTIC PA #3060		1			1
CYPRESS VILLAGE REHAB CENTER		1			1
MADISON FACILITY INC			1	100%	1
STANDIFER PLACE		1			1
MERCY GENERAL HOSPITAL			1	100%	1
HAVEN CUSTEAD CARE CENTER			1	100%	1

COVID-19: testing by laboratory

Data through Dec 23, 2020 verified as of Dec 24, 2020 at 09:25 AM

Data in this report are provisional and subject to change.

The numbers in the table below represent the number of Florida and non-Florida residents for whom test results were received by the Department of Health. A person can be tested by more than one laboratory and can have both positive and negative results. **Therefore, the sum of the numbers in each column will be larger than the total number of people tested.**

Reporting lab	Inconclusive	Negative	Positive	Percent positive	Total
OCALA RKC EAST HEMO #1			1	100%	1
HUDSON REGIONAL HOSPITAL			1	100%	1
Chateau Girardeau			1	100%	1
UNIVERSITY OF MIAMI PRIMARY CARE SITE UMHC 3039			1	100%	1
LIFESPAN HEALTH - SELMER		1			1
GIFFORD MEMORIAL HOSPITAL		1			1
MEDEXPRESS URGENT CARE, LANCASTER WEST		1			1
UNIVERSITY OF BALTIMORE WASHINGTON MEDICAL CENTER			1	100%	1
PARRISH MEDICAL GROUP			1	100%	1
BAPTIST HOSPITAL EAST			1	100%	1
ROCKWALL URGENT CARE			1	100%	1
LAKE PEDIATRICS			1	100%	1
SPRINGHILL SENIOR RESIDENCE		1			1
WINCHESTER MEDICAL CENTER			1	100%	1
UPMC NORTHWEST HOSPITAL			1	100%	1
SOUTHERN BREEZE HEALTHCARE			1	100%	1
The Palms Nursing and Rehabilitation		1			1
BOULDER COMMUNITY HOSPITAL			1	100%	1
WALKONCLINIC			1	100%	1
GEORGETOWN URGENT CARE			1	100%	1
BUENA VIDA ESTATES			1	100%	1
Waddell Nursing & Rehab Center		1			1
NORTH FLORIDA CHILD DEVELOPMENT, INC			1	100%	1
LAKESIDE MEDICAL CENTER		1			1
SHELL POINT HOME HEALTH			1	100%	1
MOSAIC MEDICAL CENTER MARYVILLE			1	100%	1
STAMFORD HOSPITAL			1	100%	1
Conway Lakes Health and Rehabilitation Center		1			1
EAST RIDGE RETIREMENT VILLAGE INC		1			1
ADVENTHEALTH MEDICAL GROUP SENIOR HEALTH AT			1	100%	1
ST. MARY MEDICAL CENTER		1			1
MARYLAND DEPARTMENT OF HEALTH AND MENTAL HYGIENE			1	100%	1
SANITAS RESEARCH LLC			1	100%	1
UHS BINGHAMTON GENERAL			1	100%	1
OLEAN GENERAL HOSPITAL		1			1
FAMILY MEDICAL CENTER		1			1
The Pines at Poughkeepsie Center for Nursing and Rehabilitation		1			1
MINUTECLINIC, LLC #07852		1			1
LEHIGH PULMONARY ASSOCIATES			1	100%	1
BAYCARE OUTREACH LAB AT NEW TAMPA			1	100%	1
CARESOUTH HHA HOLDINGS OF THE TREASURE COAST LLC			1	100%	1
Remarkable Healthcare Dallas			1	100%	1
HORIZON MEDICAL CENTER			1	100%	1
PLANT CITY FAMILY CARE		1			1
HOME AIDE SVC OF EASTERN NY INC D/B/A		1			1
DUKE UNIVERSITY POINT OF CARE TESTING PROGRAM			1	100%	1

COVID-19: testing by laboratory

Data through Dec 23, 2020 verified as of Dec 24, 2020 at 09:25 AM

Data in this report are provisional and subject to change.

The numbers in the table below represent the number of Florida and non-Florida residents for whom test results were received by the Department of Health. A person can be tested by more than one laboratory and can have both positive and negative results. **Therefore, the sum of the numbers in each column will be larger than the total number of people tested.**

Reporting lab	Inconclusive	Negative	Positive	Percent positive	Total
RHODE ISLAND DEPARTMENT OF HEALTH LABORATORIES			1	100%	1
HEARTLAND REGIONAL MEDICAL CENTER		1			1
PALM COAST DRAW STATION/AMERICAN HEALTH ASSOCIATES		1			1
FLORIDA HOSPITAL TRANSPLANT CENTER		1			1
LABONE		1			1
CAROMONT HEALTH			1	100%	1
TEVAPHARM			1	100%	1
HALEYVILLE HEALTH CARE CENTER		1			1
IVAN, MAYA			1	100%	1
LAKE COMMUNITY ACTION AGENCY		1			1
HENRICO DOCTOR'S LABORATORY			1	100%	1
ATHENS LIMESTONE HOSPITAL		1			1
NORTH CAROLINA STATE LABORATORY OF PUBLIC HEALTH, SPECTRUM LAB NETWORK			1	100%	1
METROHEALTH SYSTEM			1	100%	1
MEDEXPRESS URGENT CARE SHADYSIDE		1			1
PATHOLOGYT & LAB MEDICINE SERVICES			1	100%	1
LEHIGH REGIONAL WOUND CENTER			1	100%	1
CARE STATION MEDICAL GROUP		1			1
NCHMD, INC SOUTHEAST IMMEDIATE CARE			1	100%	1
LUMICO LIFE INSURANCE COMPANY		1			1
JOHN D. ARCHBOLD MEMORIAL HOSPITAL			1	100%	1
FAMILY MEDICAL CENTERS			1	100%	1
MEDEXPRESS URGENT CARE - SOMERSET TOWNSHIP		1			1
NORTH MIAMI BEACH SURGICAL CENTER			1	100%	1
VIVIAN SIMMONS FAMILY PRACTICE			1	100%	1
CELEBRATION FAMILY PHYSICIANS LLC			1	100%	1
VITAS HEALTH INC			1	100%	1
HAWAII DEPARTMENT OF HEALTH LAB			1	100%	1
Mercy Manor Transition Center			1	100%	1
Florence Home		1			1
LABORATORIO BUENA SALUD			1	100%	1
NHC HealthCare St. Charles		1			1
BRUCE S WEST MD			1	100%	1
NIBHA MEDIRATTA MD PL			1	100%	1
NORTH SHORE MEDICAL CENTER - SALEM HOSPITAL			1	100%	1
DOC PAM PA		1			1
AMERICAN LAB LLC		1			1
Redwood Springs Healthcare			1	100%	1
Kindred Hospital South Florida Hollywood SNU			1	100%	1
BUFFALO VAMC			1	100%	1
FLORIDA HOSPITAL ORMOND BEACH			1	100%	1
ATHENA PLASTIC SURGERY		1			1
Robert Wood Johnson University Hospital			1	100%	1
STATE OF FLORIDA			1	100%	1
NASSAU UNIVERSITY MEDICAL CENTER DEPT		1			1
ST CATHERINE HOSPITAL LABORATORY			1	100%	1

COVID-19: testing by laboratory

Data through Dec 23, 2020 verified as of Dec 24, 2020 at 09:25 AM

Data in this report are provisional and subject to change.

The numbers in the table below represent the number of Florida and non-Florida residents for whom test results were received by the Department of Health. A person can be tested by more than one laboratory and can have both positive and negative results. **Therefore, the sum of the numbers in each column will be larger than the total number of people tested.**

Reporting lab	Inconclusive	Negative	Positive	Percent positive	Total
OSF ST JOSEPH MEDICAL CENTER			1	100%	1
COMMUNITY MEDICAL CENTER-ORANGE CITY		1			1
ARCADIA DIALYSIS CENTER			1	100%	1
SOUTH FLORIDA URGENT CARE CENTERS, LLC			1	100%	1
MOUNT SINAI MEDICAL CENTER OF FLORIDA, INC			1	100%	1
EAST TENNESSEE STATE UNIVERSITY		1			1
RAMBAM URGENT CARE			1	100%	1
SUPERKIDS PEDIATRICS			1	100%	1
CAREWELL 203			1	100%	1
ASSOCIATED MD			1	100%	1
UCH LAB			1	100%	1
The Center at Centennial			1	100%	1
MEDONE URGENT CARE			1	100%	1
PRIMECARE AT PORT ORANGE			1	100%	1
AURORA CONSOLIDATED LABORATORY			1	100%	1
LabCorp L#09258295 M#09258285			1	100%	1
TENNOVA ER - SANGO			1	100%	1
ALLEGANY COUNTY DEPARTMENT OF HEALTH		1			1
FLORIDA DEPARTMENT OF HEALTH PALM BEACH COUNTY			1	100%	1
FULGENT GENETICS HOUSTON		1			1
SOUTHWEST REGIONAL PCR LABORATORY			1	100%	1
NORWALK HOSPITAL			1	100%	1
QC LABORATORY			1	100%	1
HEALTHQUEST, INC			1	100%	1
A.G. Rhodes		1			1
SPECTRUM LABORATORY			1	100%	1
SMITH KLINE			1	100%	1
DAVITA DIALYSIS-NORTH			1	100%	1
BAPTIST HOSPITAL EMPLOYEE HEALTH OFF			1	100%	1
HARMONY HEALTHCARE ORLANDO INC		1			1
KIDSVILLE PEDIATRICS III PA			1	100%	1
ELITE CARE			1	100%	1
INHEALTH LIFE SCIENCES LLC			1	100%	1
Chateau Living Center			1	100%	1
CONTINENTAL HOME HEALTH CARE INC			1	100%	1
COMPASSION PEDIATRIC URGENT CARE LLC			1	100%	1
MEDEXPRESS URGENT CARE - WESTFIELD, E MAIN ST			1	100%	1
ENCOMPASS HEALTH HOME HEALTH		1			1
Rehab Select of Talladega		1			1
Community Care Center of Heritage House, LLC			1	100%	1
COMMUNITY			1	100%	1
POMPANO BEACH ARTIFICIAL KIDNEY CENTER			1	100%	1
SISTERS MISSION			1	100%	1
TITUSVILLE TOWERS ASSISTED LIVING		1			1
HYDE PARK MEDICAL CENTER		1			1
MEDERI CARETENDERS			1	100%	1

COVID-19: testing by laboratory

Data through Dec 23, 2020 verified as of Dec 24, 2020 at 09:25 AM

Data in this report are provisional and subject to change.

The numbers in the table below represent the number of Florida and non-Florida residents for whom test results were received by the Department of Health. A person can be tested by more than one laboratory and can have both positive and negative results. **Therefore, the sum of the numbers in each column will be larger than the total number of people tested.**

Reporting lab	Inconclusive	Negative	Positive	Percent positive	Total
MEDERI CARETENDERS VS OF SE FL LLC DBA			1	100%	1
PUBLIX PHARMACY #0332		1			1
BROOKDALE FORT MYERS LAKES PARK			1	100%	1
DIVERSE MEDICAL CARE LLC			1	100%	1
Longwood Community Living Center		1			1
WARD MEMORIAL HOSPITAL		1			1
LIFELINK TISSUE BANK D/B/A LIFELINK TISSUE BANK		1			1
MAHONEY PEDIATRICS PA			1	100%	1
SAINT ALPHONSUS REGIONAL MEDICAL CENTER			1	100%	1
Vi at Aventura		1			1
BROOKDALE OF SPRING HILL		1			1
LAKEVIEW REGIONAL HOSPITAL			1	100%	1
CAH ACQUISITION COMPANY 11 LLC			1	100%	1
CONWAY MEDICAL CENTER			1	100%	1
WALKIN MEDICAL URGENT CARE,NEW CITY			1	100%	1
CROSS CREEK HEALTH CARE		1			1
DIXITKUMAR N MODI MD PA			1	100%	1
MANASOTA PEDIATRICS			1	100%	1
MINUTECLINIC DIAGNOSTIC OF TN, PC 6438		1			1
MINUTE CLINIC OF KANSAS PA			1	100%	1
LIBERTY HEALTH CENTER			1	100%	1
WALGREENS #06025		1			1
WELLCARE URGENT CARE			1	100%	1
CLEVELAND CLINIC AKRON GENERAL			1	100%	1
PM PEDIATRICS PC			1	100%	1
PRIMACARE MEDICAL LAKEWOOD			1	100%	1
PORT ORANGE NURSING & REHAB			1	100%	1
COVID RAPID LABS			1	100%	1
Birmingham Nursing & Rehab Center		1			1
BROOKS -TLC HOSPITAL SYSTEM			1	100%	1
ACCESS MEDICAL GROUP OF TAMPA INC			1	100%	1
SOUTHWEST FLORIDA DIVISION LAB			1	100%	1
CORIZON HEALTH INC			1	100%	1
ST JOHNS EPISCOPAL HOSPITAL SOUTH SHORE		1			1
AFFILIATED LABORATORIES INC			1	100%	1
MEDEXPRESS URGENT CARE-SALINA, S 9TH ST		1			1
BIOMAT ORLANDO		1			1
Life Care Center of Estero			1	100%	1
UF HEALTH - WILDLIGHT			1	100%	1
LABORATORIO MEDICO CENTRAL CONDOMINO MD			1	100%	1
BIOLOGICAL AND CHEMICAL EMERGENCIES LABORATORY			1	100%	1
HEALTH PLUS SUNRISE MEDICAL OFFICE			1	100%	1
CARENOW URGENT CARE-HENDERSONVILLE		1			1
TAYLOR MANOR		1			1
ADVENTHEALTH IMAGING LAKE NONA			1	100%	1
ST. LUKE'S HOSPITAL			1	100%	1

COVID-19: testing by laboratory

Data through Dec 23, 2020 verified as of Dec 24, 2020 at 09:25 AM

Data in this report are provisional and subject to change.

The numbers in the table below represent the number of Florida and non-Florida residents for whom test results were received by the Department of Health. A person can be tested by more than one laboratory and can have both positive and negative results. **Therefore, the sum of the numbers in each column will be larger than the total number of people tested.**

Reporting lab	Inconclusive	Negative	Positive	Percent positive	Total
COVENANT HEALTH		1			1
INDIAN RIVER CLINICAL LABORATORY, INC.		1			1
LOPEZ		1			1
PORTSMOUTH REG. HOSPITAL			1	100%	1
PUBLIC HEALTH LABORATORIES			1	100%	1
Signature Healthcare of Savannah		1			1
CONCIERGE INTERNAL MEDICINE ASSOCIATES			1	100%	1
LAWRENCE GENERAL HOSPITAL			1	100%	1
LAKE CONWAY URGENT CARE LLC		1			1
CARE CENTERS OF NASSAU, LLC - HENDRICKS RD		1			1
DAVENPORT PEDIATRICS CLERMONT PA		1			1
EXAC CARE CROSSVILLE		1			1
URGENT CARE OF FORT LAUDERDALE INC			1	100%	1
CARESPOT EXPRESS HEALTHCARE BOYNTON BEACH			1	100%	1
Strasburg Care Center		1			1
INFECTION CONTROL DEPT			1	100%	1
HEALTHCARE FOR THE HOMELESS			1	100%	1
LOVING CARE OF THE TREASURE COAST LLC		1			1
AMERICAN HEALTH ASSOCIATES INC			1	100%	1
SEASONS HOSPICE AND PALLIATIVE CARE OF			1	100%	1
Douglas County Health Center		1			1
MEDICAL CENTER OF CENTRAL GEORGIA			1	100%	1
Village Crest Center for Health & Rehabilitation		1			1
NEVADA DEPARTMENT OF HEALTH AND HUMAN SERVICES			1	100%	1
Shoreline Care Center			1	100%	1
ADVENT HEALTH - OWASA			1	100%	1
SACRED HEART HEALTH SYSTEM- MIDWIFE PROGRAM			1	100%	1
CARESPOT - OCOEE			1	100%	1
BOONE DRUG & HEALTHCARE AT DEERFIELD			1	100%	1
Tremont Health & Rehabilitation Center		1			1
THE CHILDREN'S HOSPITAL OF PHILADELPHIA		1			1
DIGNITY HEALING LLC			1	100%	1
BOND COUNTY HEALTH DEPARTMENT			1	100%	1
SHARON REGIONAL MEDICAL CENTER			1	100%	1
BEAUFORT MEMORIAL			1	100%	1
NORTH SHORE HEMATOLOGY-ONCOLOGY ASSOCI		1			1
ROAN MOUNTAIN MEDICAL CENTER			1	100%	1
GUIDEWELL EMERGENCY MEDICINE DOCTORS LLC			1	100%	1
NEW ERA HEALTH CENTER INC		1			1
ELLIS HOSPITAL URGENT CARE CENTER LAB		1			1
ST.ELIZABETH HEALTH CENTER	1				1
Vibrantlife of El Paso Rehabilitation Center			1	100%	1
PARTNERS IN PRIMARY CARE		1			1
OCALA REGIONAL KIDNEY CENTER EAST			1	100%	1
LCMC LAB SUBSECTION		1			1
LAURELLWOOD NURSING CENTER		1			1

COVID-19: testing by laboratory

Data through Dec 23, 2020 verified as of Dec 24, 2020 at 09:25 AM

Data in this report are provisional and subject to change.

The numbers in the table below represent the number of Florida and non-Florida residents for whom test results were received by the Department of Health. A person can be tested by more than one laboratory and can have both positive and negative results. **Therefore, the sum of the numbers in each column will be larger than the total number of people tested.**

Reporting lab	Inconclusive	Negative	Positive	Percent positive	Total
HEALTH ALLIANCE			1	100%	1
CATHEDRAL GERONTOLOGY CENTER DBA CATHEDRAL CARES			1	100%	1
DEPARTMENT OF HEALTH/ NEW YORK			1	100%	1
VETERANS AFFAIRS MEDICAL CENTER - EAST ORANGE			1	100%	1
EVENTIDE LUTHERAN HOME		1			1
TRAVIS LEE THOMPSON MD			1	100%	1
FLORIDA EPIDEMIOLOGY PROGRAM			1	100%	1
MARTIN HEALTH PHYSICIAN GROUP			1	100%	1
ARNOLD PALMER HOSPITAL LAB POCT		1			1
CLUB HEALTH AND REHABILITATION CENTER, THE		1			1
ADVANCED URGENT CARE PLLC		1			1
BEAUMONT HOSPITAL, GROSSE POINTE			1	100%	1
RABI SINHA, MD		1			1
COMMUNICABLE DISEASE CONTROL/PUBLIC HEALTH EMERGENCY PREPAREDNESS			1	100%	1
HOWELL BRANCH COURT			1	100%	1
PARK AVENUE DERMATOLOGY NORTH			1	100%	1
TWIN			1	100%	1
Autumn Care of Suffolk		1			1
BASCOM PALMER-MICRO LAB			1	100%	1
Metairie Healthcare Center			1	100%	1
Lutheran Community at Telford		1			1
ICARE		1			1
LIFELINK OF FLORIDA			1	100%	1
PEDIATRIC ASSOCIATES - JACKSONVILLE			1	100%	1
DASCENA LAB			1	100%	1
PRIME CARE FAMILY MEDICINE			1	100%	1
MEDEXPRESS URGENT CARE - LINCOLN		1			1
NORTHSIDE HOSPITAL DULUTH			1	100%	1
MADISON AT OVIEDO			1	100%	1
Integrity Healthcare of Carbondale			1	100%	1
EAST END PEDIATRICS		1			1
MEDEXPRESS URGENT CARE, BELLE VERNON		1			1
SARASOTA MEMORIAL HOSPITAL		1			1
SOUTH MIAMI HOSPITAL			1	100%	1
Henry County Health and Rehabilitation		1			1
HIGHLANDS CLINICAL LABORATORY			1	100%	1
CENTRAL FL INTERNAL MEDICINE ASSOCIATES LLC		1			1
KENDALL PEDIATRICS PARTNERS LLC			1	100%	1
ST CLOUD COMPOUNDING PHARMACY & WELLNESS CENTER		1			1
MEDEXPRESS URGENT CARE - LITTLE ROCK		1			1
VALLEY HOSPITAL MEDICAL CENTER		1			1
KAISER PERMANENTE REGIONAL REFERENCE LABORATORY		1			1
Luther Acres Manor		1			1
MORGAN STANLEY HEALTH CENTER		1			1
CAREHERE LLC			1	100%	1
ADVENTHEALTH MEDICAL GROUP ADULT AND SENIOR HEALTH			1	100%	1

COVID-19: testing by laboratory

Data through Dec 23, 2020 verified as of Dec 24, 2020 at 09:25 AM

Data in this report are provisional and subject to change.

The numbers in the table below represent the number of Florida and non-Florida residents for whom test results were received by the Department of Health. A person can be tested by more than one laboratory and can have both positive and negative results. **Therefore, the sum of the numbers in each column will be larger than the total number of people tested.**

Reporting lab	Inconclusive	Negative	Positive	Percent positive	Total
TREASURE COAST PRIMARY CARE		1			1
DIAGNOSTIC & MEDICAL SPECIALISTS OF GREENWICH		1			1
PROVIDENCE ST PETER HOSPITAL		1			1
KANSAS CITY VA MEDICAL CENTER			1	100%	1
ACCURATE HEALTH SERVICES CORP			1	100%	1
DOCTORS CARE OF PALM COAST			1	100%	1
MICROBIOLOGY DEPARTMENT			1	100%	1
LEE MEMORIAL HOSPITAL OUTPATIENT SURGERY CENTER			1	100%	1
MERCYONE DES MOINES MEDICAL CENTER			1	100%	1
DECATUR MORGAN HOSPITAL - DECATUR GENE		1			1
BAYFRONT FAMILY HEALTH CENTER			1	100%	1
FAMILY PRACTICE ASSOCIATES		1			1
UMMC MIDTOWN CAMPUS			1	100%	1
KINGWOOD EMERGENCY HOSPITAL			1	100%	1
CHP COVID-19 (TX)			1	100%	1
PCR DIAGNOSTICS			1	100%	1
GOSHEN MEDICAL CENTER			1	100%	1
CARESPOT URGENT CARE		1			1
JMC TALLAHASSEE, LLC			1	100%	1
NORTH SHORE HEMATOLOGY-ONCOLOGY ASSOCIATES		1			1
CENTRAL TX URGENT CARE			1	100%	1
HELEN HAYES HOSPITAL LABORATORY		1			1
ISLANDS ASSISTED LIVING FACILITY,THE			1	100%	1
Garden Isle Healthcare and Rehabilitation Center		1			1
STANLY REGIONAL MEDICAL CENTER			1	100%	1
FLORIDA STATE UNIVERSITY HEALTH SERVICES			1	100%	1
WINCHESTER HOSPITAL			1	100%	1
ANDREWS INSTITUTE AMBULATORY SURGERY CENTER		1			1
Harbert Hills Academy Nursing Home		1			1
MIAMI RESCUE MISSION CLINIC INC			1	100%	1
MED TECH CLINICAL LABORATORY		1			1
HARDEE COUNTY FIRE RESCUE		1			1
MIDDLEBURG PEDIATRICS			1	100%	1
WELLMED AT FORT PIERCE		1			1
ADVENTHEALTH MEDICAL GROUP OBSTETRICS			1	100%	1
BORINQUEN HEALTH CENTER			1	100%	1
OAKWOOD HOSPITAL - SOUTHSORE			1	100%	1
LIFEGUARD AMBULANCE SERVICE LLC - BAY COUNTY			1	100%	1
OHIO VALLEY MANOR NURSING &		1			1
SOUTH BEND MEDICAL FOUNDATION			1	100%	1
SUNCREST OMNI		1			1
MINUTECLINIC DIAGNOSTIC OF RHODE ISLAN		1			1
LAKEVIEW HEALTH CARE SYSTEM LLC			1	100%	1
CVS MINUTE CLINIC DIAG OF IND, LLC #6549		1			1
CHILDREN'S MEDICAL CENTER-EAST ORLANDO			1	100%	1
PROMPT CARE OF CENTRAL FLORIDA LLC			1	100%	1

COVID-19: testing by laboratory

Data through Dec 23, 2020 verified as of Dec 24, 2020 at 09:25 AM

Data in this report are provisional and subject to change.

The numbers in the table below represent the number of Florida and non-Florida residents for whom test results were received by the Department of Health. A person can be tested by more than one laboratory and can have both positive and negative results. **Therefore, the sum of the numbers in each column will be larger than the total number of people tested.**

Reporting lab	Inconclusive	Negative	Positive	Percent positive	Total
ST VINCENTS AMBULATORY CARE INC			1	100%	1
ST JOHNS PEDIATRICS PA		1			1
LOUNDRY		1			1
MINUTE CLINIC DIAGNOSTIC OF KANSAS PA		1			1
PRINCIPLE DIAGNOSTICS LLC			1	100%	1
NEIGHBORCARE PHARMACY SERVICES		1			1
HACKENSACK UNIVERSITY MEDICAL CENTER		1			1
DE TAR HOSPITAL			1	100%	1
ILLINOIS DEPT OF PUBLIC HEALTH LABS			1	100%	1
ADVENTHEALTH MEDICAL GROUP COMMUNITY MEDICINE			1	100%	1
PHYSICIANS CARE		1			1
CLERMONT HEALTH DEPARTMENT			1	100%	1
DAVID LAWRENCE CENTER INC			1	100%	1
BRIDGEWATER PARK ASSISTED LIVING LLC			1	100%	1
CONVENIENT MEDICAL AND HEALTH SERVICES			1	100%	1
MORNINGSIDE NURSING AND REHABILITATION		1			1
DEPARTMENT OF HEALTH SERVICES			1	100%	1
SHAH			1	100%	1
NHC Chattanooga			1	100%	1
Imperial Healthcare Centre			1	100%	1
PARKLAND HEALTH & HOSPITAL			1	100%	1
ST MARYS MEDICAL CENTER			1	100%	1
ST. PETERSBURG PEDIATRICS-SEMINOLE			1	100%	1
FLAGLER CARE CENTER			1	100%	1
RAPID CITY REGIONAL HOSPITAL -579 ATTN. LABORATORY		1			1
MY URGENT CARE CLINIC			1	100%	1
ACCOMPLISHED HOME CARE		1			1
CRESTAR LABS			1	100%	1
DOCTORS HEARING			1	100%	1
BMC/NASSAU			1	100%	1
RIVIERA BEACH HEALTH CENTER LAB			1	100%	1
PHYSICIANS PREMIER			1	100%	1
ST. MARY'S HOSPITAL			1	100%	1
SUMMIT LABORATORY			1	100%	1
HCL LABORATORIES			1	100%	1
WHITE WILSON MEDICAL CENTER NEPHROLOGY			1	100%	1
SONNI'S PEDIATRICS			1	100%	1
ALPHA 1 ANTITRYPSIN RESEARCH PROGRAM			1	100%	1
Central Park Healthcare & Rehabilitation Center		1			1
SIMMONS			1	100%	1
TANGLEWOOD MANOR		1			1
SENDER RETREAT ADULT DAY CARE CENTERS			1	100%	1
CFCH - FROSTPROOF			1	100%	1
CHESAPEAKE REGIONAL MEDICAL CENTER			1	100%	1
DONALSONVILLE HOSPITAL			1	100%	1
JOSEPH SCHENKER MD PC		1			1

COVID-19: testing by laboratory

Data through Dec 23, 2020 verified as of Dec 24, 2020 at 09:25 AM

Data in this report are provisional and subject to change.

The numbers in the table below represent the number of Florida and non-Florida residents for whom test results were received by the Department of Health. A person can be tested by more than one laboratory and can have both positive and negative results. **Therefore, the sum of the numbers in each column will be larger than the total number of people tested.**

Reporting lab	Inconclusive	Negative	Positive	Percent positive	Total
GEORGE WASHINGTON UNIVERSITY HOSPITAL			1	100%	1
CORNERSTONE OF RECOVERY INC		1			1
CARESOUTH HHA HOLDINGS OF TALLAHASSEE LLC		1			1
BOSTON MEDICAL CENTER			1	100%	1
MARINA DEL REY HOSPITAL LAB			1	100%	1
15 TO KNOW			1	100%	1
NORTHEAST FLORIDA HEALTH SERVICES			1	100%	1
KNOX COMMUNITY HOSPITAL			1	100%	1
INLET CONCIERGE MEDICINE			1	100%	1
COSTCO PHARMACY #1023			1	100%	1
NEMOURS CHILDREN'S PRIMARY CARE, ST CLOUD			1	100%	1
MEDEXPRESS URGENT CARE - ANDERSON		1			1
ONPOINT URGENT CARE			1	100%	1
MINUTECLINIC, LLC, DBA MINUTECLINIC #6		1			1
AMD			1	100%	1
NHLS		1			1
HEALTHCARE ASSOCIATES OF IRVING, LLP			1	100%	1
Cortland Acres Association		1			1
Kroger - KRO70300083			1	100%	1
MINUTE-CLINIC DIAGNOSTIC OF VIRGINIA,		1			1
MISSOURI DEPARTMENT OF HEALTH AND SENIOR SERVICES - STATE PH LAB		1			1
MERITUS MEDICAL CENTER			1	100%	1
XSTREMEMD			1	100%	1
FRASER MEMORIAL HOSPITAL			1	100%	1
LAKE REGIONAL HEALTH			1	100%	1
STEINHATCHEE DRUGS			1	100%	1
JUPITER PEDIATRIC ASSOCIATES, PA			1	100%	1
VIVEX/UMTB BIOMEDICAL			1	100%	1
SAINT BARNABAS MEDICAL CENTER		1			1
NICKLAUS CHILDREN'S DORAL OUTPATIENT CENTER			1	100%	1
ER NEAR ME HULEN		1			1
MEDEXPRESS URGENT CARE - FORT SMITH		1			1
Arch Plaza Nursing and Rehabilitation Center			1	100%	1
ATRIA TAMARAC			1	100%	1
SURGERY CENTER, THE			1	100%	1
ST MARY'S OF SAGINAW		1			1
BERKSHIRE MEDICAL CENTER			1	100%	1
MEMORIAL HOSPITAL OF TAMPA			1	100%	1
JACK M MATHENY II MD			1	100%	1
OAKMONT WEST- GREENVILLE SC		1			1
MEDEXPRESS URGENT CARE - CONWAY		1			1
UMHC HOLLYWOOD LABORATORY			1	100%	1
CANDLER HOSPITAL			1	100%	1
Alden North Shore			1	100%	1
ManorCare Rehabilitation Center- Decatur		1			1
LITTLE FALLS HOSPITAL LABORATORY		1			1

COVID-19: testing by laboratory

Data through Dec 23, 2020 verified as of Dec 24, 2020 at 09:25 AM

Data in this report are provisional and subject to change.

The numbers in the table below represent the number of Florida and non-Florida residents for whom test results were received by the Department of Health. A person can be tested by more than one laboratory and can have both positive and negative results. **Therefore, the sum of the numbers in each column will be larger than the total number of people tested.**

Reporting lab	Inconclusive	Negative	Positive	Percent positive	Total
PEACHEALTH LABORATORIES		1			1
BEAUMONT HOSPITAL			1	100%	1
JAX FAMILY CARE		1			1
GENESIS FAMILY PRACTICE			1	100%	1
VISTA LAKE ASSISTED LIVING			1	100%	1
MERCY – NORTH IOWA			1	100%	1
Ash Flat Healthcare and Rehabilitation Center			1	100%	1
JACKSON MADISON CO. GEN. HOSPITAL			1	100%	1
HUNEYCUTT FAMILY PRACTICE			1	100%	1
ENCOMPASS HEALTH REHABILITATION HOSPITAL OF LARGO			1	100%	1
BLOOMINGDALE PEDIATRIC ASSOCIATES PA			1	100%	1
BAYFRONT HEAL WOUND CARE AND HYPERBARIC CENTER			1	100%	1
SUN CLINICAL LABORATORIES			1	100%	1
Greystone Health Care Center		1			1
Monument Health Strugis Care Center		1			1
PHYSICIANS IMMEDIATE CARE			1	100%	1
CVS HEALTH MINUTE CLINIC			1	100%	1
DERMDX, DIV OF AURORA DIAGNOSTICS/BERNHARDT LAB		1			1
FLORHAM PARK ENDOSCOPY CENTER		1			1
MINUTE CLINIC DIAGNOSTICS OF IN, LLC #6252		1			1
GOLDING-GRANADO MEDICAL ASSOCIATES		1			1
VIRGINIA UROLOGY		1			1
BODYK			1	100%	1
PLEASANT RIDGE MANOR WEST		1			1
WINSHIPS PHARMACY INC		1			1
PREMIER URGENT CARE CENTER LLC			1	100%	1
CVS HEALTH, #2043		1			1
MID-FLORIDA CANCER CENTERS		1			1
GREENTREE MEDICAL CENTER			1	100%	1
UNIV OF NORTH ALABAMA HEALTH CENTER		1			1
PALMS OF FT MYERS,THE			1	100%	1
PRACTITIONERS IN MOTION			1	100%	1
PRIMARY CARE GROUP LLC		1			1
PENINSULA REGIONAL MED CTR LAB			1	100%	1
WINDSOR MANOR			1	100%	1
Garden View Care Center at Dougherty Ferry		1			1
URGENT CARE COASTAL GA			1	100%	1
FLAGLER COUNTY BOARD OF COUNTY COMMISSIONERS			1	100%	1
ST. VINCENT HOSPITAL			1	100%	1
TITUS REGIONAL MEDICAL CENTER			1	100%	1
VIRTUA WEST JERSEY HOSPITAL		1			1
BAPTIST HOSPITAL OF MIAMI MCI BROWARD LABORATORY			1	100%	1
LITTLE COMPANY OF MARY HOSPITAL			1	100%	1
COLONIAL VILLA GOOD SAMARITAN CENTER		1			1
Carington Park			1	100%	1
EASTSIDE MEDICAL CLINIC		1			1

COVID-19: testing by laboratory

Data through Dec 23, 2020 verified as of Dec 24, 2020 at 09:25 AM

Data in this report are provisional and subject to change.

The numbers in the table below represent the number of Florida and non-Florida residents for whom test results were received by the Department of Health. A person can be tested by more than one laboratory and can have both positive and negative results. **Therefore, the sum of the numbers in each column will be larger than the total number of people tested.**

Reporting lab	Inconclusive	Negative	Positive	Percent positive	Total
SEACOAST PATHOLOGY PROFESSIONAL ASSOC		1			1
INTERNAL MEDICINE GROUP OF CENTRAL FLORIDA			1	100%	1
LSU MEDICAL CENTER			1	100%	1
REGIONAL MEDICAL LABORATORY			1	100%	1
ORLANDO HEALTH PHYSICIAN GROUP			1	100%	1
PHYSICIANS PRIMARY CARE LEHIGH PEDS			1	100%	1
EXCEPTIONAL EMERGENCY CENTER			1	100%	1
CORDOVA FAMILY PRACTICE			1	100%	1
EDGAR PRICE FAMILY & CHILDREN HEALTHCARE CENTER			1	100%	1
CVS MINUTE CLINIC DIAGNOSTIC OF WISCONSIN		1			1
Oakwood - North Baldwins Center for Living		1			1
STONECREST MEDICAL CENTER		1			1
EMERGENCY CARE SERVICES LAB AT JFK MEDICAL CENTER			1	100%	1
LAS PALMAS MEDICAL CENTER			1	100%	1
BLUEWATER TOXICOLOGY			1	100%	1
RICHICHI FAMILY HEALTH			1	100%	1
DESERT HOSPITAL/CPHU CLINICAL LABORATORY			1	100%	1
LANCASHIRE HALL NURSING AND REHABILITATION CENTER		1			1
LAKELAND REGIONAL HEALTH PABLO			1	100%	1
NORTHEAST TEXAS DIALYSIS		1			1
DSI LABORATORIES-NAPLES-7TH			1	100%	1
SANTA ROSA PEDIATRICS			1	100%	1
MEMORIAL HEALTH SYSTEM		1			1
CAROLINAS HEALTHCARE SYSTEM LAB			1	100%	1
CVS HEALTH, #5962		1			1
TMH PHYSICIAN PARTNERS			1	100%	1
MEDEXPRESS URGENT CARE - LAWRENCE		1			1
ORDRS, INC.			1	100%	1
HELGEMO & LIQU PEDIATRICS			1	100%	1
BAYOU URGENT CARE			1	100%	1
CLEARWATER PAIN MANAGEMENT ASSOCIATES			1	100%	1
FREEPORT ER DOX URGENT CARE		1			1
PALM BEACH DIABETES AND ENDOCRINE SPECIALISTS, PA			1	100%	1
Maple Lane Nursing Home		1			1
HAMILTON CHD		1			1
ORCHID TERRACE		1			1
OMNI HEALTHCARE URGENT CARE			1	100%	1
SAINT JOSEPH'S HOSPITAL AND MEDICAL CENTER		1			1
PEDRO L ORTEGA MD PA			1	100%	1
WIREGRASS MEDICAL CENTER			1	100%	1
Seal Rock Healthcare		1			1
GOOD SAMARITAN SOCIETY - DE SMET		1			1
Bivins Pointe			1	100%	1
VISTA DEL SOL MED ASSOC		1			1
El Paso Health Care Center			1	100%	1
OPTIMAL MEDICINE INC		1			1

COVID-19: testing by laboratory

Data through Dec 23, 2020 verified as of Dec 24, 2020 at 09:25 AM

Data in this report are provisional and subject to change.

The numbers in the table below represent the number of Florida and non-Florida residents for whom test results were received by the Department of Health. A person can be tested by more than one laboratory and can have both positive and negative results. **Therefore, the sum of the numbers in each column will be larger than the total number of people tested.**

Reporting lab	Inconclusive	Negative	Positive	Percent positive	Total
ULTIMATE ANALYSIS LABORATORY			1	100%	1
UNIVERSITY OF MIAMI MILLER SCHOOL			1	100%	1
WELLOW URGENT CARE-OSWEGO			1	100%	1
SHANNON CLARK OD, PA			1	100%	1
PALM BEACH COUNTY FIRE RESCUE		1			1
POETS WALK SARASOTA			1	100%	1
LIFE CARE CENTER OF GWINNETT		1			1
PALM SPRINGS GENERAL HOSPITAL			1	100%	1
PUTNAM CO HOSPITAL-D/B/A ASBURY TOWERS		1			1
ORMC-ARDEN/EOI			1	100%	1
HARRIS URGENT CARE CENTER			1	100%	1
STRINGFELLOW MEMORIAL HOSPITAL		1			1
SPRINGFIELD HOSPITAL			1	100%	1
CLERMONT PEDIATRICS, PA			1	100%	1
Community Compassion Center of Batesville			1	100%	1
SHANDS JACKSONVILLE CLINICAL CENTER			1	100%	1
MANATEE MEMORIAL HOSPITAL CLINICAL LABORATORY			1	100%	1
MEDICAL ASSOCIATES OF BREVARD LLC		1			1
MINUTECLINIC DIAGNOSTIC MED GRP OF ORA			1	100%	1
CARESPOT - LEE VISTA			1	100%	1
HOLMES FAMILY PRACTICE PA			1	100%	1
FAIRVIEW SOUTHDALE			1	100%	1
ASCENSION ST VINCENT'S MEDICAL CENTER			1	100%	1
SPECTRUM LUDINGTON			1	100%	1
FALMOUTH BY THE SEA			1	100%	1
Heartland of Perrysburg		1			1
DUKE HEALTH REGIONAL HOSPITAL			1	100%	1
LABORATORY COPORATION OF AMERICA			1	100%	1
MINUTECLINIC DIAGNOSTIC OF NORTH CAROLINA PC #5341		1			1
HEALTH GUAGE			1	100%	1
FLAGLER PROFESSIONAL HEALTH CARE SERVICES INC		1			1
KEY WEST BRANCH MEDICAL CLINIC			1	100%	1
CHIPOLA QUICK CARE			1	100%	1
SOUTH FLORIDA PEDIATRIC PARTNERS			1	100%	1
Cerenity Senior Care-White Bear Lake		1			1
MEDEXPRESS URGENT CARE - LEOMINSTER		1			1
441 URGENT CARE CENTER - BROWNWOOD			1	100%	1
BROOKSHIRE, THE			1	100%	1
MRMC LAB MICRO			1	100%	1
INNOVATIVE HEALTH DIAGNOSTIC OF CALIFORNIA			1	100%	1
MEDICAL PAVILION CLINIC			1	100%	1
PARKWAY REGIONAL MEDICAL CENTER LAB			1	100%	1
TALLAHASSEE MEMORIAL HEALTHCARE			1	100%	1
LAB. CORP. OF AMERICA			1	100%	1
CITRONELLE HEALTH AND REHABILITATION CENTER		1			1
Accordius Health at Gastonia			1	100%	1

COVID-19: testing by laboratory

Data through Dec 23, 2020 verified as of Dec 24, 2020 at 09:25 AM

Data in this report are provisional and subject to change.

The numbers in the table below represent the number of Florida and non-Florida residents for whom test results were received by the Department of Health. A person can be tested by more than one laboratory and can have both positive and negative results. **Therefore, the sum of the numbers in each column will be larger than the total number of people tested.**

Reporting lab	Inconclusive	Negative	Positive	Percent positive	Total
HOLYOKE MEDICAL CENTER			1	100%	1
MINUTE CLINIC DIAG OF IND LLC #8674		1			1
ADVANCE GASTROENTEROLOGY			1	100%	1
Oak Hill Health & Rehabilitation Center			1	100%	1
Riverside Nursing & Rehabilitation Center		1			1
SUNY AT STONY BROOK			1	100%	1
VELOCITY URGENT CARE			1	100%	1
PROVIDENCE HOSPITAL			1	100%	1
ADVENTHEALTH PHYSICIAN GROUP – APPLEWOOD			1	100%	1
LAKE BALDWIN			1	100%	1
Oakview Manor Health and Rehab		1			1
IDAHO HEALTH DEPARTMENT			1	100%	1
BHA TITUSVILLE CLINIC			1	100%	1
WHITE-WILSON MEDICAL CENTER - FORT WALTON BEACH			1	100%	1
ALLIANCE LABORATORY SERVICES			1	100%	1
PSL JAX BEACH OPERATIONS LLC			1	100%	1
CLINICAL LABORATORY DEPARTMENT			1	100%	1
Rio Grande City Nursing and Rehab Center			1	100%	1
MEDEXPRESS URGENT CARE - ROSS TOWNSHIP		1			1
ANDREWS			1	100%	1
DISCOVERY AT HOME, LLC			1	100%	1
HANCOCK REGIONAL HOSPITAL		1			1
FASTCARE LLC			1	100%	1
MEDEXPRESS URGENT CARE-BRENTWOOD		1			1
Ramsey Village		1			1
Heritage of Red Cloud		1			1
MILFORD REGIONAL HOSPITAL			1	100%	1
ADVENTHEALTH SENIOR CARE AT ORMOND			1	100%	1
MEDEXPRESS URGENT CARE - BENTONVILLE		1			1
Medicalodges Neosho			1	100%	1
Smg At Bridgewater Family Medicine		1			1
CMC MERCY LABORATORY			1	100%	1
PEDIATRIC PARTNERS ZEPHYRHILLS			1	100%	1
LAB TEST KENDALL LLC		1			1
MEDICAL ASSOCIATES OF CARTER		1			1
SPORTS MEDICINE CLINIC - U OF WYOMING			1	100%	1
MEMORIAL HOSPITAL WEST			1	100%	1
AVERA SACRED HEART HOSPITAL			1	100%	1
PROVIDENCE PORTLAND MEDICAL CENTER		1			1
GOOD SAMARITAN HOSPITAL			1	100%	1
Broomall Manor		1			1
SOUTH DADE NURSING & REHABILITATION CENTER			1	100%	1
MINUTE CLINIC, LLC #1434		1			1
WALGREENS #15291		1			1
AVON PARK CLUSTER		1			1
OCEAN MEDICAL CENTER		1			1

COVID-19: testing by laboratory

Data through Dec 23, 2020 verified as of Dec 24, 2020 at 09:25 AM

Data in this report are provisional and subject to change.

The numbers in the table below represent the number of Florida and non-Florida residents for whom test results were received by the Department of Health. A person can be tested by more than one laboratory and can have both positive and negative results. **Therefore, the sum of the numbers in each column will be larger than the total number of people tested.**

Reporting lab	Inconclusive	Negative	Positive	Percent positive	Total
Arlington Care Center			1	100%	1
KETTERING MEDICAL CENTER			1	100%	1
ST FRANCIS MEDICAL CENTER			1	100%	1
MEDEXPRESS URGENT CARE-MT PLEASANT			1	100%	1
SPECIALTY DRUG TESTING			1	100%	1
HIGHLAND PARK LAKEWOOD PRESTON HOLLOW			1	100%	1
IRA FIALKO DO			1	100%	1
MINUTECLINIC DIAGNOSTIC MED GRP OF CA		1			1
Kroger - KRO01100688			1	100%	1
RIVERSIDE MEDICAL CENTER		1			1
STEWART FLORIDA ALF, INC			1	100%	1
OMNICARE PHARMACY OF TEXAS 1, LP		1			1
MEDEXPRESS-DOVER		1			1
THE EDGEWATER AND WATERMAN VILLAGE			1	100%	1
Raleigh Center (WV)			1	100%	1
US LABORATORIES			1	100%	1
BRISTOL REGINAL MEDICAL CENTER			1	100%	1
MEDEXPRESS URGENT CARE - SALEM		1			1
BLACK STALLION WALK IN AND EXERCISE CLINICS LLC		1			1
GSM OCED Subsection			1	100%	1
LAKE VIEW COURT		1			1
CHRISTUS SPOHN HOSPITAL			1	100%	1
Wedgewood Manor		1			1
NEW YORK STATE DEPTARTMENT OF HEALTH			1	100%	1
BAPTIST HEALTH MEDICAL PLAZA			1	100%	1
ONslow COUNTY HEALTH DEPARTMENT			1	100%	1
GALVESTON COUNTY HEALTH DISTRICT			1	100%	1
Victory Health and Rehabilitation			1	100%	1
Orchid Cove at Naples			1	100%	1
Buena Vista Care Center		1			1
MDS PHARMA SERVICES		1			1
SANTA CLARA VALLEY MEDICAL CENTER			1	100%	1
MAINE HEALTH AND ENVIRONMENTAL TESTING LABORATORY			1	100%	1
ALLIED PHYSICIANS GROUP		1			1
OVIEDO CHILDRENS HEALTH CENTER LLC		1			1
USC VERDUGO HILLS HOSPITAL			1	100%	1
PEDIATRIC ASSOCIATES - MIAMI LAKES		1			1
Villa Maria			1	100%	1
Sears Coastal Nursing and Rehab		1			1
WATERS EDGE ELEMENTARY SCHOOL			1	100%	1
BOSTON PUBLIC HEALTH COMMISSION			1	100%	1
HARRINGTON PARK HEALTH AND REHAB		1			1
Long Beach Care Center			1	100%	1
USCG SECTOR ST PETE		1			1
TAMPA GENERAL MEDICAL GROUP LABORATORY HEALTHPARK			1	100%	1
MAINE CENTER FOR DISEASE CONTROL AND PREVENTION			1	100%	1

COVID-19: testing by laboratory

Data through Dec 23, 2020 verified as of Dec 24, 2020 at 09:25 AM

Data in this report are provisional and subject to change.

The numbers in the table below represent the number of Florida and non-Florida residents for whom test results were received by the Department of Health. A person can be tested by more than one laboratory and can have both positive and negative results. **Therefore, the sum of the numbers in each column will be larger than the total number of people tested.**

Reporting lab	Inconclusive	Negative	Positive	Percent positive	Total
HEART HOSPITAL OF LAFAYETTE: EMERGENCY ROOM			1	100%	1
CLIFTON-FINE HOSPITAL LABORATORY		1			1
MINUTECLINIC DIAGNOSTIC MEDICAL GROUP		1			1
Bolingreen Health and Rehabilitation		1			1
PASCO COUNTY HEALTH DEPARTMENT			1	100%	1
PALMA CEIA MED GROUP-SWANN		1			1
HAVASU REGIONAL MEDICAL CENTER			1	100%	1
UNITED HEALTHCARE			1	100%	1
COASTAL SKIN SURGERY AND DERMATOLOGY PL		1			1
ST JOSEPHS HOSPITAL SOUTH HOSPITAL			1	100%	1
MINUTECLINIC 7196		1			1
EDWARD HOSPITAL			1	100%	1
Regency Square			1	100%	1
NORDX			1	100%	1
APS-SUMMIT CARE PHARMACY, LLC DBA OMNICARE		1			1
Iron County Medical Care Facility		1			1
PALM WEST INTERNIST PA			1	100%	1
ALTA BATES SUMMIT MEDICAL CENTER CLINICAL LAB			1	100%	1
FLORIDA DEPARTMENT OF HEALTH SEMINOLE COUNTY		1			1
Portsmouth Health and Rehab			1	100%	1
PREMIER FAMILY AND SPORTS MEDICINE LLC			1	100%	1
HELIX BIOMEDICS LLC			1	100%	1
WATERBURY HOSPITAL REFERENCE LAB			1	100%	1
STARLING AT NOCATEE			1	100%	1
SPRINGBROOK HOSPITAL			1	100%	1
FORT LOUDOUN PRIMARY CARE		1			1
NFRC CLINICAL LAB			1	100%	1
MEDICAL ARTS LABORATORY			1	100%	1
CONSULATE HEALTH CARE OF VERO BEACH			1	100%	1
PAUL C SCHWARTZ & MELVIN L WEIDMAN		1			1
CLINIC OF PEDIATRICS & GI MEDICINE INC			1	100%	1
LP ELIZABETHTON		1			1
ADVANCED MEDICAL RESEARCH CENTER LLC			1	100%	1
OCCUPATIONAL HEALTH CENTER		1			1
TERRELL URGENT CARE			1	100%	1
LAREDO EMERGENCY ROOM			1	100%	1
DEPT OF VA MEDICAL CENTER - MIAMI			1	100%	1
NEW MILFORD HOSPITAL			1	100%	1
PALOMAR MEDICAL CENTER			1	100%	1
SCIENCE CARE			1	100%	1
CHRISTIANA HOSPITAL		1			1
DEPARTMENT OF HEALTH AND ENVIRONMENTAL CONTROL			1	100%	1
NORTH PINELLAS CHILDRENS MEDICAL CENTER INC			1	100%	1
UPSON REGIONAL MEDICAL CENTER			1	100%	1
YOUR HEALTH PEDIATRICS			1	100%	1
FRESENIUS MEDICAL CARE			1	100%	1

COVID-19: testing by laboratory

Data through Dec 23, 2020 verified as of Dec 24, 2020 at 09:25 AM

Data in this report are provisional and subject to change.

The numbers in the table below represent the number of Florida and non-Florida residents for whom test results were received by the Department of Health. A person can be tested by more than one laboratory and can have both positive and negative results. **Therefore, the sum of the numbers in each column will be larger than the total number of people tested.**

Reporting lab	Inconclusive	Negative	Positive	Percent positive	Total
MID FLORIDA COMMUNITY SERVICES			1	100%	1
DIVERSICARE OF BIG SPRINGS		1			1
RHODE ISLAND DEPARTMENT OF HEALTH			1	100%	1
Hackensack Univ Medical Center At Pasc		1			1
PALM BEACH COUNTY HEALTH DEPT.			1	100%	1
TAMPA URGENT CARE			1	100%	1
MID-FLORIDA PATHOLOGY LLC		1			1
CFHC - FROSTPROOF			1	100%	1
RCP OF MEMORIAL WEST			1	100%	1
WEST VIRGINIA UNIVERSITY HOSPITALS			1	100%	1
FRESENIUS KIDNEY CARE FORT WALTON BEACH			1	100%	1
ARDEN COURTS OF LELY PALMS			1	100%	1
CHI ST. LUKE'S HEALTH BCM MEDICAL CENTER			1	100%	1
NABI		1			1
CARSON NURSING AND REHABILITATION CENTER		1			1
VAULT MEDICAL SERVICES			1	100%	1
GAMMA HEALTHCARE, INC		1			1
Masonic Medical Research Institute			1	100%	1
THYROID SPECIALTY LABORATORY			1	100%	1
CLARKSVILLE MANOR INC		1			1
TEXAS HEALTH ARLINGTON MEMORIAL		1			1
METHODISM MIDLOTHIAN MEDICAL CENTER			1	100%	1
FALKVILLE HEALTHCARE		1			1
OMAHA VA MEDICAL CENTER			1	100%	1
SCRIPPS CLINIC MEDICAL			1	100%	1
MIAMI CHILDRENS HOSPITAL MIDTOWN OUTPATIENT CENTER			1	100%	1
PRECISION CLINICAL RESEARCH			1	100%	1
COLONIAL MEDICAL CENTER-EAST ORLANDO			1	100%	1
COMPASSION PEDIATRICS			1	100%	1
YOUR KIDS URGENT CARE			1	100%	1
PUBLIX PHARMACY #1114			1	100%	1
OMNI HEALTHCARE INC			1	100%	1
GADSDEN FAMILY PRACTICE		1			1
MEDCARE QUALITY MEDICAL CENTER LLC			1	100%	1
DAUGHTERS OF SARAH NURSING CENTER		1			1
BARRINGTON TERRACE NAPLES			1	100%	1
MINUTECLINIC, LLC		1			1
EVANS FAMILY CARE PA			1	100%	1
NEW YORK PRESBYTERIAN HOSPITAL			1	100%	1
CLINICAL TRIALS OF TAMPA LLC		1			1
INTEGRATED GENETICS SEQUENOM		1			1
NEMOURS CHILDREN'S PRIMARY CARE			1	100%	1
DORAL KIDNEY CENTER			1	100%	1
ST PETE DIRECT PRIMARY CARE		1			1
TRIPLE O MEDICAL SERVICES INC			1	100%	1
INTERMOUNTAIN MEDICAL CENTER			1	100%	1

COVID-19: testing by laboratory

Data through Dec 23, 2020 verified as of Dec 24, 2020 at 09:25 AM

Data in this report are provisional and subject to change.

The numbers in the table below represent the number of Florida and non-Florida residents for whom test results were received by the Department of Health. A person can be tested by more than one laboratory and can have both positive and negative results. **Therefore, the sum of the numbers in each column will be larger than the total number of people tested.**

Reporting lab	Inconclusive	Negative	Positive	Percent positive	Total
SUSAN F. WILLIAMS M.D., P.A.			1	100%	1
ESOTERIC LAB			1	100%	1
CLEVELAND HEARTLAB			1	100%	1
RIVERSIDE REGIONAL MED CENTER			1	100%	1
TMH URGENT CARE CENTER			1	100%	1
West Bay of Tampa Center			1	100%	1
KEY TRAINING CENTER			1	100%	1
SIGNATURE CARE MIDLAND			1	100%	1
MIGUEL E TREVINO MD PA			1	100%	1
THE INTERNAL MEDICAL GROUP		1			1
THOMAS HOSPITAL			1	100%	1
LIFE CARE CENTER OF HILTON HEAD		1			1
UNIVERSITY OF NORTH CAROLINA HOSPITALS			1	100%	1
DOYLESTOWN HOSPITAL			1	100%	1
REGIONAL MEDICAL CENTER BAYONET POINT			1	100%	1
SMITH NORTHVIEW HOSPITAL LAB			1	100%	1
CARENOW URGENT CARE - SPRING			1	100%	1
IZ MEDICAL		1			1
MINNESOTA DEPARTMENT OF HEALTH LABORATORY			1	100%	1
ENZO LABS INC			1	100%	1
HARBOUR ISLAND PEDIATRICS LLC			1	100%	1
HEALTHPARK MEDICAL CTR NURSING SVC		1			1
UNIVERSITY URGENT CARE			1	100%	1
MINUTECLINIC DIAG OF IND, LLC #6553		1			1
BAYCARE MEDICAL GROUP, INC		1			1
EAST COAST INSTITUTE FOR RESEARCH LLC			1	100%	1
ORLANDO FAMILY PHYSICIANS			1	100%	1
JS HEALTHCARE			1	100%	1
MEDEXPRESS URGENT CARE - JEANNETTE		1			1
BAPTIST HEALTH SURGERY CENTER			1	100%	1
COBLESKILL REGIONAL HOSPITAL		1			1
NDX-CORE LAB			1	100%	1
TMH PHYSICIAN PARTNERS QUINCY			1	100%	1
Dulles Health and Rehab Center		1			1
LRGHEALTHCARE		1			1
FLORIDA DEPARTMENT OF HEALTH IN LEE COUNTY			1	100%	1
SILVERMAN			1	100%	1
HEALTH CARE SERVICES LC			1	100%	1
SAN JOSE CLINIC		1			1
RIVERSIDE COUNTY PUBLIC HEALTH LABORATORY			1	100%	1
RIGHT AT HOME			1	100%	1
WATERTOWN URGENT CARE		1			1
ALLEGHENY GENERAL HOSPITAL			1	100%	1
BOLLES SCHOOL, THE			1	100%	1
LOUISIANA STATE LAB			1	100%	1
ADVANCE MD CARE			1	100%	1

COVID-19: testing by laboratory

Data through Dec 23, 2020 verified as of Dec 24, 2020 at 09:25 AM

Data in this report are provisional and subject to change.

The numbers in the table below represent the number of Florida and non-Florida residents for whom test results were received by the Department of Health. A person can be tested by more than one laboratory and can have both positive and negative results. **Therefore, the sum of the numbers in each column will be larger than the total number of people tested.**

Reporting lab	Inconclusive	Negative	Positive	Percent positive	Total
AZALEALAND NURSING HOME		1			1
SUMMERFIELD PAIN MANAGEMENT			1	100%	1
PANCARE HEALTH - HOSFORD SCHOOL			1	100%	1
Ravenwood Speciality Care		1			1
NORTHERN KENTUCKY HEALTH DEPARTMENT			1	100%	1
Peninsula Nursing and Rehabilitation Center		1			1
ADVANCED INDIVIDUALIZED MEDICINE OF NAPLES			1	100%	1
ERIC C MRSHAL, MD, PC #1842		1			1
Alden Lincoln Park			1	100%	1
GUIDEWELL EMERGENCY MEDICINE DOCTORS LLC #33			1	100%	1
LAKELAND MEDICAL CENTER			1	100%	1
CENTRAL FLORIDA HOSPITALIST			1	100%	1
ARDEN COURTS OF SEMINOLE			1	100%	1
MEDEXPRESS URGENT CARE - LOGAN		1			1
PROGENESIS INC			1	100%	1
TUSCAN ISLE CHAMPIONSGATE OP CO LLC		1			1
BEAUMONT REFERENCE LABORATORY			1	100%	1
Manassas Health & Rehab			1	100%	1
EXPEDIAN URGENT CARE			1	100%	1
UMASS MEMORIAL/MARLBORO HOSPITAL			1	100%	1
MURFREESBORO MEDICAL CLINIC		1			1
Niles Nursing and Rehab. Center		1			1
POPLAR HEALTHCARE			1	100%	1
FLORIDA DEPARTMENT OF HEALTH IN ESCAMBIA COUNTY		1			1
WINTER GARDEN CHILDREN'S HEALTH CENTERS			1	100%	1
HAYS CLINICAL LAB			1	100%	1
BROOKS REHAB			1	100%	1
NORTH BROWARD MEDICAL CENTER			1	100%	1
WillowBrooke Court at Westminster Village		1			1
MERITER LABORATORIES			1	100%	1
BAPTIST HOSPITAL LABORATORY			1	100%	1
MISSION HOSPITAL			1	100%	1
COMMUNITY PHYSICIANS OF NORTH PORT PA			1	100%	1
MEMORIAL HEALTH UNIVERSITY MEDICAL CENTER			1	100%	1
INTEGRATED FAMILY MEDICAL CENTER			1	100%	1
CARSON NURSING AND REHABILITATION CENT		1			1
Crowne Place Assisted Living		1			1
Lynwood		1			1
SYNEOS HEALTH			1	100%	1
JOHN KNOX MANOR INC II			1	100%	1
MIDWAY SPECIALTY CARE CENTER INC		1			1
RIVERSIDE METHODIST HOSPITAL LAB			1	100%	1
DR PHILLIPS CENTER FOR WELLNESS		1			1
BAPTIST HEALTH EXPRESS CARE			1	100%	1
Eddy Memorial Geriatric Center		1			1
SELF REGIONAL HEALTHCARE			1	100%	1

COVID-19: testing by laboratory

Data through Dec 23, 2020 verified as of Dec 24, 2020 at 09:25 AM

Data in this report are provisional and subject to change.

The numbers in the table below represent the number of Florida and non-Florida residents for whom test results were received by the Department of Health. A person can be tested by more than one laboratory and can have both positive and negative results. **Therefore, the sum of the numbers in each column will be larger than the total number of people tested.**

Reporting lab	Inconclusive	Negative	Positive	Percent positive	Total
COMMONWEALTH OF VIRGINIA DIVISION OF CONSOLIDATED LABORATORY SERVICES			1	100%	1
Trucare Living Centers - Columbus		1			1
MALUHIA		1			1
UF HEALTH THE VILLAGES			1	100%	1
AFTER HOURS PEDS			1	100%	1
DEACONESS URGENT CARE CENTER			1	100%	1
ASCENSION ST VINCENT'S - WESTSIDE			1	100%	1
Waters of Covington		1			1
SOUTHERN WINDS			1	100%	1
SUNCOAST COMMUNITY HEALTH CENTERS INC		1			1
ELEMENTS PHARMACY			1	100%	1
WEST DADE PEDIATRICS			1	100%	1
MEDEXPRESS URGENT CARE, FAIRMONT		1			1
PHYSICIAN ASSOCIATES, LLC			1	100%	1
MEDAC AT PORTERS NECK			1	100%	1
WILTON MANORS HEALTH & REHABILITATION CENTER			1	100%	1
COLLINS NURSING HOME		1			1
AUGUSTA HEALTH CLINICAL LABORATORY			1	100%	1
HOUSTON DEPARTMENT OF HEALTH AND HUMAN SERVICES			1	100%	1
CONSOLIDATED			1	100%	1
PHYSICIANS URGENT CARE			1	100%	1
MINUTECLINIC DIAGNOSTIC OF NEW MEXICO LLC #7552		1			1
MID-FLORIDA PATHOLOGY LLC - MOBILE UNIT # 3			1	100%	1
MINUTECLINIC LLC (2335)		1			1
DOCTORS AFTER HOURS URGENT CARE CENTER			1	100%	1
OCALA FAMILY MEDICAL CENTER		1			1
UNLIMITED MEDICAL SERVICES OF FL PL DBA		1			1
WEST COAST CLINICAL LABS INC			1	100%	1
MEMORIALCARE LONG BEACH MEDICAL CENTER			1	100%	1
MEMORIAL HERMANN SOUTHWEST HOSPITAL			1	100%	1
CLINCLOUD, LLC			1	100%	1
HEALTH FIRST MEDICAL GROUP LLC			1	100%	1
DOCTORS CARE - GREER		1			1
TALLAHASSEE PRIMARY CARE ASSOCIATES PA			1	100%	1
NATION'S BEST CARE HOME HEALTH			1	100%	1
CVS MINUTE CLINIC #5836		1			1
UMASS MEMORIAL MEDICAL CENTER, INC		1			1
Avera Sr. James Care Center		1			1
JACKSONVILLE STATEFL			1	100%	1
ARLINGTON ADULT RESIDENTIAL FACILITY, INC			1	100%	1
ARTHREX MEDICAL CENTER EAST			1	100%	1
MEMORIAL HERMANN HOSPITAL			1	100%	1
Summit Medical Group Morristown Oncology		1			1
QUALITY LAB			1	100%	1
ADVANCED MEDICAL LABORATORIES (AML)			1	100%	1
Good Samaritan Society - Albion		1			1

COVID-19: testing by laboratory

Data through Dec 23, 2020 verified as of Dec 24, 2020 at 09:25 AM

Data in this report are provisional and subject to change.

The numbers in the table below represent the number of Florida and non-Florida residents for whom test results were received by the Department of Health. A person can be tested by more than one laboratory and can have both positive and negative results. **Therefore, the sum of the numbers in each column will be larger than the total number of people tested.**

Reporting lab	Inconclusive	Negative	Positive	Percent positive	Total
DOCTORS HOSPITAL OF LAREDO			1	100%	1
ST PETERSBURG PEDIATRICS			1	100%	1
MEDEXPRESS URGENT CARE - TOPEKA, SW WANAMAKER RD		1			1
CHATSWORTH ASSISTED LIVING COMMUNITY AT PGA NATIONAL			1	100%	1
WILMINGTON NURSING AND REHAB			1	100%	1
HSRE-ASL CASSELBERRY TRS, LLC			1	100%	1
WESTOX LABS		1			1
ASHLEY CLINICAL DIAGNOSTIC LABORATORY			1	100%	1
POUDRE VALLEY HOSPITAL			1	100%	1
ROYAL PALM PEDIATRICS			1	100%	1
ADVANCED LABORATORY SERVICES			1	100%	1
FLORIDA HEART AND VASCULAR MULTISPECIALTY GROUP PA			1	100%	1
Washington County Nursing Home			1	100%	1
MEDEXPRESS URGENT CARE- FORT WORTH N T		1			1
WALGREENS #5130			1	100%	1
HARDIN MEMORIAL HOSPITAL - HEARTLAND PATHOLOGY CONSULTANTS			1	100%	1
ADVANCE HEALTH AND WELLNESS SOLUTIONS			1	100%	1
HIGH DESERT COURT GROUP HOME			1	100%	1
BREVARD FAMILY WALK IN CLINIC			1	100%	1
PANCARE HEALTH - BRUCE			1	100%	1
MINUTECLINIC LLC #5157			1	100%	1
ARIZONA STATE LABORATORY			1	100%	1
GWINNETT MEDICAL CENTER			1	100%	1
MEDEXPRESS URGENT CARE NORWIN		1			1
FLORIDA HOSPITAL PHYSICIANS GROUP			1	100%	1
CAREWELL JW - WORCESTER LNC			1	100%	1
KANA MEDICAL			1	100%	1
FAIRFIELD MEDICAL CENTER			1	100%	1
ST JOHNS MEDICAL CENTER		1			1
DOCTORS MEMORIAL HOSP HOME HEALTH CARE		1			1
EXPRESS CARE OF THE SHOALS		1			1
American Fork Care Center dba Heritage Care Center		1			1
Parkside Manor		1			1
Consulate Health Care of Tallahassee			1	100%	1
ALABAMA REFERENCE LAB			1	100%	1
MT CARMEL PHARMACY INC		1			1
Glen Oaks Health and Rehabilitation		1			1
LEHIGH MEDICAL AND RESEARCH CENTER, INC			1	100%	1
YUMA REGIONAL MEDICAL CENTER			1	100%	1
MINUTECLINIC DIAG OF IND, LLC #5369		1			1
DEPARTMENT OF HEALTH BUREAU OF FAMILY		1			1
SUN CITY DIAGNOSTIC CENTER			1	100%	1
WOODHOUSE INC		1			1
WELLINGTON WEST 100176			1	100%	1
Kroger - KRO03400316			1	100%	1
BASCOM PALMER EYE INSTITUTE			1	100%	1

COVID-19: testing by laboratory

Data through Dec 23, 2020 verified as of Dec 24, 2020 at 09:25 AM

Data in this report are provisional and subject to change.

The numbers in the table below represent the number of Florida and non-Florida residents for whom test results were received by the Department of Health. A person can be tested by more than one laboratory and can have both positive and negative results. **Therefore, the sum of the numbers in each column will be larger than the total number of people tested.**

Reporting lab	Inconclusive	Negative	Positive	Percent positive	Total
NORTH FLORIDA MEDICAL CENTERS INC		1			1
NORTHEAST PEDIATRICS			1	100%	1
ALL PRO ORTHOPEDICS & SPORTS MEDICINE, PA			1	100%	1
SYNAPSE ANALYTICAL LABS		1			1
ARIZA WELLNESS CARE LLC			1	100%	1
EXACCARE KINGSTON, LLC			1	100%	1
CAREHERE HUDSON BAY			1	100%	1
DEVITA		1			1
BAYSIDE URGENT CARE CENTER INC			1	100%	1
UF KANAPAHA LAB BEAKER		1			1
Sherwood Oaks Health Center			1	100%	1
CACERES SPECIALIZED GYNECOLOGY		1			1
VA OPTOMETRY CLINIC			1	100%	1
NEW YORK UNIVERSITY MEDICAL CENTER			1	100%	1
ALBANY MEDICAL CENTER			1	100%	1
RENOWN REGIONAL MEDICAL CENTER			1	100%	1
UNIVERSITY OF SOUTH FLORIDA			1	100%	1
BAYMEADOWS PEDIATRIC CARE		1			1
MEDEXPRESS URGENT CARE - SPRINGFIELD, COOLEY ST		1			1
GREATER TAMPA AT HOME			1	100%	1
Elm Crest Senior Living Community		1			1
PEDIATRICS URGENT CARE, LLC			1	100%	1
OXY-GENLAB			1	100%	1
CENTRAL CAROLINA HOSPITAL			1	100%	1
Parkview Care Center			1	100%	1
CERMAK HEALTH SERVICES			1	100%	1
STUART SURGERY CENTER, LLC			1	100%	1
ADVANCED RESEARCH AND DIAGNOSTIC LABORATORY UNIVERSITY OF MINNESOTA			1	100%	1
PALM BEACH DIABETES & ENDOCRINE SPECIALISTS PA			1	100%	1
HEALGEN SCIENTIFIC			1	100%	1
HIGHLANDS URGENT CARE			1	100%	1
NEW HORIZON PRIMARY CARE LLC			1	100%	1
2504-HOMEWOOD		1			1
THE HEART HOSPITAL BAYLOR PLANO			1	100%	1
LEE MEMORIAL HOSPITAL BLOOD GAS LAB			1	100%	1
WALGREENS #10308		1			1
METRO HEALTH HOSPITAL LABORATORY		1			1
SACRED HEART MEDICAL CENTER			1	100%	1
CALIFORNIA PUBLIC HEALTH LABORATORY			1	100%	1
MOUNT SINAI AVENTURA DIAGNOSTIC CENTER			1	100%	1
SERENADES BY SONATA		1			1
SKYRIDGE CLINICAL ASSOCIATES		1			1
ROCKLEDGE HEALTH & REHABILITATION CENTER			1	100%	1
AUTUMN HOUSE			1	100%	1
Livingston County Center for Nursing and Rehabilitation		1			1
Lemont Nursing and Rehab Center			1	100%	1

COVID-19: testing by laboratory

Data through Dec 23, 2020 verified as of Dec 24, 2020 at 09:25 AM

Data in this report are provisional and subject to change.

The numbers in the table below represent the number of Florida and non-Florida residents for whom test results were received by the Department of Health. A person can be tested by more than one laboratory and can have both positive and negative results. **Therefore, the sum of the numbers in each column will be larger than the total number of people tested.**

Reporting lab	Inconclusive	Negative	Positive	Percent positive	Total
Lakewood Nursing Center			1	100%	1
MINUTE CLINIC DIAGNOSTIC MED GRP OF CA		1			1
SMA BEHAVIORAL HEALTH SERVICES INC		1			1
HAMILTON COUNTY HEALTH DEPARTMENT		1			1
FLORIDA MEDICAL CLINIC PA GI			1	100%	1
Miller Health Care Center			1	100%	1
LABRADOR PRIMARY CARE CENTER			1	100%	1
PALMETTO PRIMARY CARE PHYSICIANS			1	100%	1
GIBSON AREA PRIMARY CARE			1	100%	1
MEDICAL CLINIC OF HOUSTON			1	100%	1
ST. LUKES HOSPITAL			1	100%	1
University Plaza Rehabilitation and Nursing			1	100%	1
PREMIER PEDIATRICS			1	100%	1
HENRY FORD HOSPITAL			1	100%	1
SV MOBILE HEALTH			1	100%	1
CELEBRATION HOSPITAL			1	100%	1
MED CHOICE CENTER OF NORTH MIAMI			1	100%	1
WESLEY MEDICAL CENTER			1	100%	1
CVS MINUTE CLINIC DIAGNOSTIC MED GRP OF CAL		1			1
Diversicare of Smyrna		1			1
HUMILITY OF MARY HEALTH PARTNERS			1	100%	1
HENRY FORD WEST BLOOMFIELD HOSPITAL			1	100%	1
Total	59,460	11,814,196	1,595,315	12%	13,468,971