

COVID-19: summary of cases and monitoring

Data through Dec 20, 2020 verified as of Dec 21, 2020 at 09:25 AM

Data in this report are provisional and subject to change.

| Cases: people with positive PCR or antigen test result | | Cases: people with positive PCR or antigen test result | |
|--|-----------|---|---------|
| Total cases | | Risk factors for Florida residents | |
| Florida residents | 1,192,456 | Traveled | 10,538 |
| Non-Florida residents | 20,125 | Contact with a known case | 456,030 |
| Type of testing | | Traveled and contact with a known case | 13,263 |
| Florida residents | 1,192,456 | Neither | 712,625 |
| Positive by BPHL/CDC | 45,634 | No travel and no contact | 147,789 |
| Positive by commercial/hospital lab | 1,146,822 | Travel is unknown | 402,263 |
| PCR positive | 1,045,247 | Contact is unknown | 279,521 |
| Antigen positive | 147,209 | Contact is pending | 246,085 |
| Non-Florida residents | 20,125 | Travel can be unknown and contact can be unknown or pending for the same case, these numbers will sum to more than the "neither" total. | |
| Positive by BPHL/CDC | 591 | | |
| Positive by commercial/hospital lab | 19,534 | | |
| PCR positive | 15,851 | | |
| Antigen positive | 4,274 | | |
| Characteristics | | | |
| Florida residents hospitalized | 60,152 | | |
| Florida resident deaths | 20,680 | | |
| Non-Florida resident deaths | 296 | | |
| Hospitalized counts include anyone who was hospitalized at some point during their illness. It does not reflect the number of people currently hospitalized. | | | |
| More information on deaths identified through death certificate data is available on the National Center for Health Statistics website at www.cdc.gov/nchs/nvss/vsrr/COVID19/index.htm . | | | |

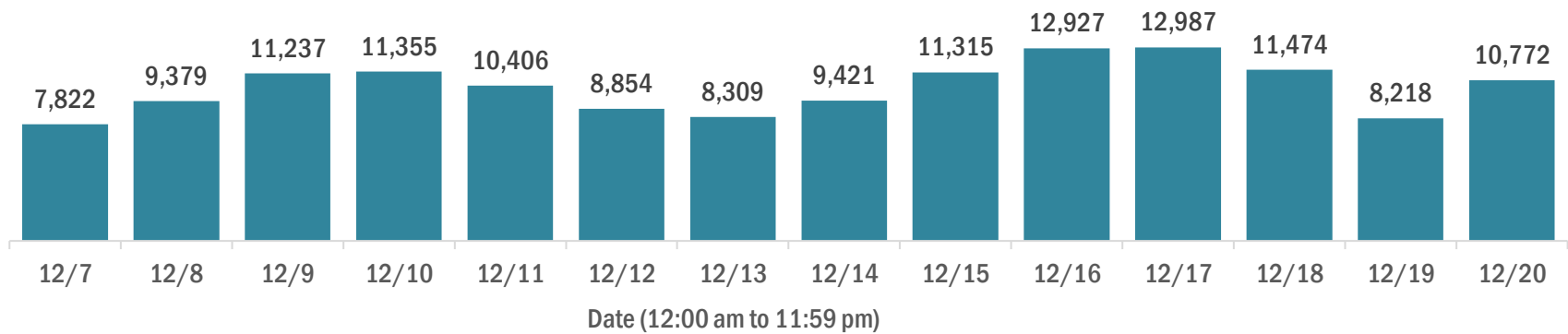
COVID-19: summary of laboratory testing

Data through Dec 20, 2020 verified as of Dec 21, 2020 at 09:25 AM

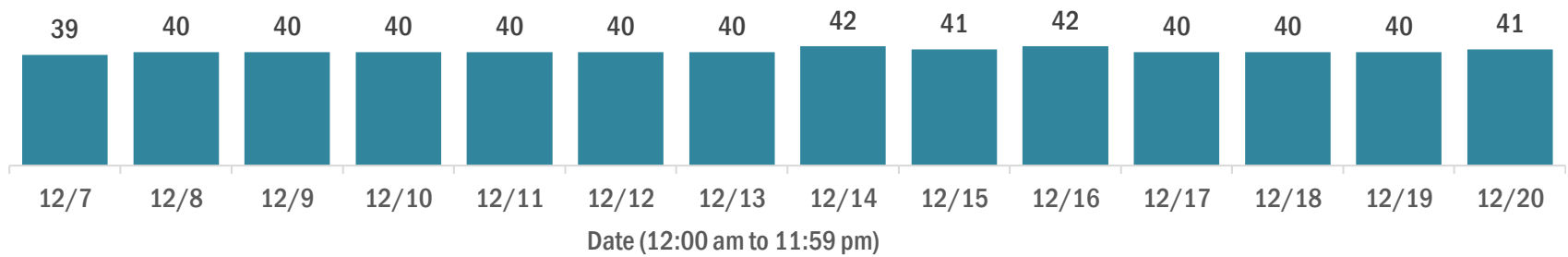
Data in this report are provisional and subject to change.

Cases in Florida residents per day for the past 2 weeks

Number of cases per day



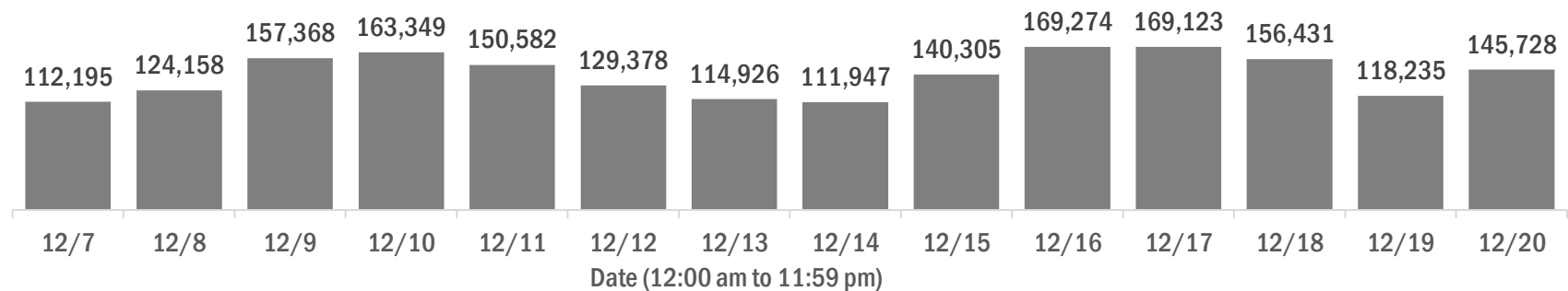
Median age of cases by day



Laboratory testing for Florida residents over the past 2 weeks

Number of Florida residents tested per day

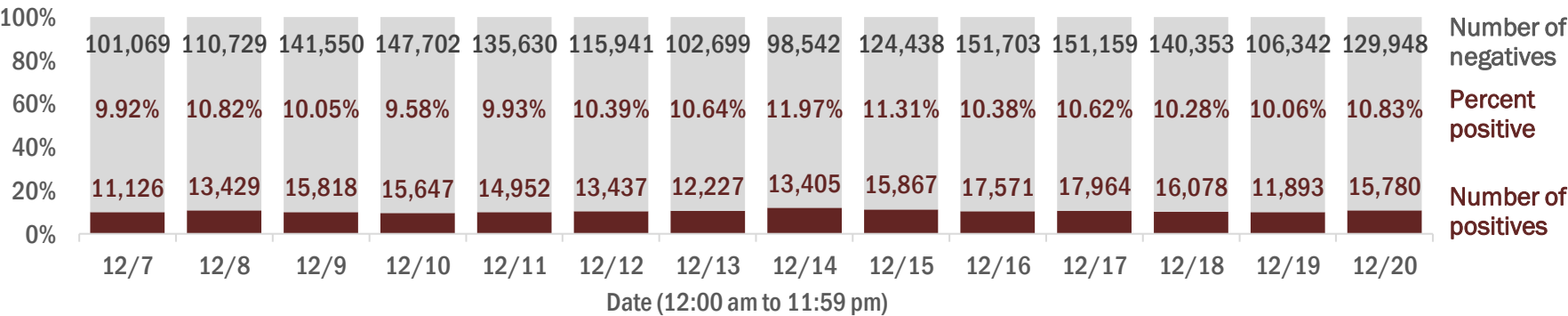
These counts include the number of people for whom the Department received PCR or antigen laboratory results by day. People tested on multiple days will be included for each day a new result was received. A person is only counted once for each day they are tested, regardless of whether multiple specimens are tested or multiple results are received.



Number and percent of Florida residents with positive test results

The percent of positive results ranged from 9.58% to 11.97% over the past 2 weeks and was 10.83% yesterday.

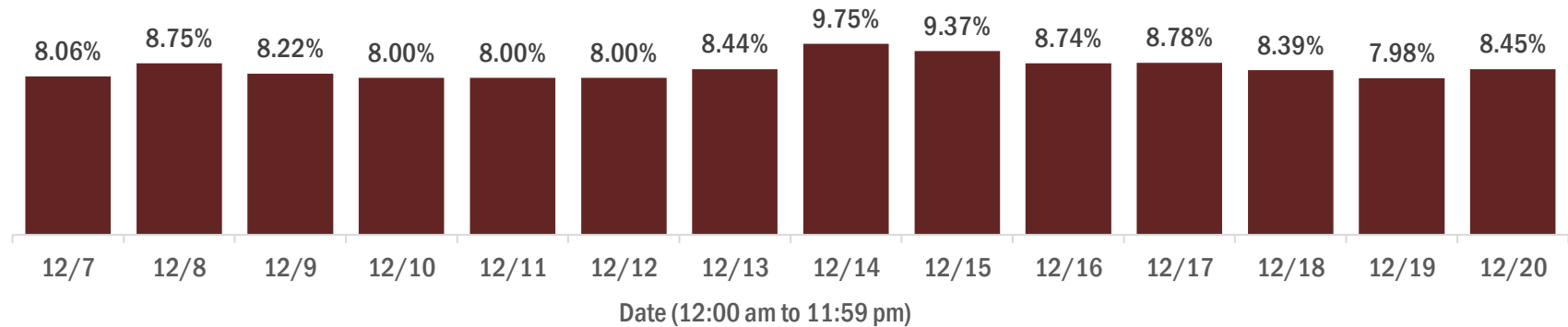
These counts include the number of people for whom the Department received PCR or antigen laboratory results by day. People tested on multiple days will be included for each day a new result was received. A person is only counted once for each day they are tested, regardless of whether multiple specimens are tested or multiple results are received. If a person has a positive specimen and a negative specimen in the same day, only the positive result is counted.



Percent positivity for new cases in Florida residents

The percent of positive results ranged from 7.98% to 9.75% over the past 2 weeks and was 8.45% yesterday.

This percent is the number of people who test PCR- or antigen-positive for the first time divided by all the people tested that day, excluding people who have previously tested positive.



COVID-19: characteristics of 1,192,456 Florida resident cases

Data through Dec 20, 2020 verified as of Dec 21, 2020 at 09:25 AM

Data in this report are provisional and subject to change.

| Age group | Cases | | | Hospitalizations | | Deaths | | |
|-------------|-----------|-------------|-----|------------------|-------------|--------|--------|-----|
| 0-4 years | 21,307 | <div></div> | 2% | 405 | <div></div> | 1% | 0 | 0% |
| 5-14 years | 62,000 | <div></div> | 5% | 364 | <div></div> | 1% | 5 | 0% |
| 15-24 years | 189,156 | <div></div> | 16% | 1,586 | <div></div> | 3% | 34 | 0% |
| 25-34 years | 215,534 | <div></div> | 18% | 3,228 | <div></div> | 5% | 117 | 1% |
| 35-44 years | 186,965 | <div></div> | 16% | 4,856 | <div></div> | 8% | 341 | 2% |
| 45-54 years | 183,664 | <div></div> | 15% | 7,309 | <div></div> | 12% | 806 | 4% |
| 55-64 years | 155,609 | <div></div> | 13% | 10,460 | <div></div> | 17% | 2,257 | 11% |
| 65-74 years | 96,051 | <div></div> | 8% | 12,170 | <div></div> | 20% | 4,387 | 21% |
| 75-84 years | 53,680 | <div></div> | 5% | 11,726 | <div></div> | 19% | 6,175 | 30% |
| 85+ years | 27,379 | <div></div> | 2% | 8,043 | <div></div> | 13% | 6,558 | 32% |
| Unknown | 1,111 | <div></div> | 0% | 5 | <div></div> | 0% | 0 | 0% |
| Total | 1,192,456 | | | 60,152 | | | 20,680 | |

| Gender | Cases | | |
|---------|-----------|-------------|-----|
| Female | 616,779 | <div></div> | 52% |
| Male | 567,845 | <div></div> | 48% |
| Unknown | 7,832 | <div></div> | 1% |
| Total | 1,192,456 | | |

| Ethnicity | Cases | | | Hospitalizations | | | Deaths | | |
|--------------|-----------|-------------|-----|------------------|-------------|-----|--------|-------------|-----|
| Hispanic | 372,798 | <div></div> | 31% | 16,224 | <div></div> | 27% | 5,064 | <div></div> | 24% |
| Non-Hispanic | 546,322 | <div></div> | 46% | 40,771 | <div></div> | 68% | 14,151 | <div></div> | 68% |
| Unknown | 273,336 | <div></div> | 23% | 3,157 | <div></div> | 5% | 1,465 | <div></div> | 7% |
| Total | 1,192,456 | | | 60,152 | | | 20,680 | | |

| Race and ethnicity | Cases | | | Hospitalizations | | | Deaths | | |
|--------------------|-----------|-------------|-----|------------------|-------------|-----|--------|-------------|-----|
| White | 626,573 | <div></div> | 53% | 38,065 | <div></div> | 63% | 14,697 | <div></div> | 71% |
| Hispanic | 247,252 | <div></div> | 21% | 11,412 | <div></div> | 19% | 4,013 | <div></div> | 19% |
| Non-Hispanic | 335,569 | <div></div> | 28% | 25,392 | <div></div> | 42% | 9,984 | <div></div> | 48% |
| Unknown | 43,752 | <div></div> | 4% | 1,261 | <div></div> | 2% | 700 | <div></div> | 3% |
| Black | 160,988 | <div></div> | 14% | 13,131 | <div></div> | 22% | 3,648 | <div></div> | 18% |
| Hispanic | 8,832 | <div></div> | 1% | 547 | <div></div> | 1% | 138 | <div></div> | 1% |
| Non-Hispanic | 139,004 | <div></div> | 12% | 12,289 | <div></div> | 20% | 3,371 | <div></div> | 16% |
| Unknown | 13,152 | <div></div> | 1% | 295 | <div></div> | 0% | 139 | <div></div> | 1% |
| Other race | 166,537 | <div></div> | 14% | 7,069 | <div></div> | 12% | 1,650 | <div></div> | 8% |
| Hispanic | 85,779 | <div></div> | 7% | 3,866 | <div></div> | 6% | 776 | <div></div> | 4% |
| Non-Hispanic | 57,129 | <div></div> | 5% | 2,880 | <div></div> | 5% | 733 | <div></div> | 4% |
| Unknown | 23,629 | <div></div> | 2% | 323 | <div></div> | 1% | 141 | <div></div> | 1% |
| Unknown race | 238,358 | <div></div> | 20% | 1,887 | <div></div> | 3% | 685 | <div></div> | 3% |
| Hispanic | 30,935 | <div></div> | 3% | 399 | <div></div> | 1% | 137 | <div></div> | 1% |
| Non-Hispanic | 14,620 | <div></div> | 1% | 210 | <div></div> | 0% | 63 | <div></div> | 0% |
| Unknown | 192,803 | <div></div> | 16% | 1,278 | <div></div> | 2% | 485 | <div></div> | 2% |
| Total | 1,192,456 | | | 60,152 | | | 20,680 | | |

Hospitalization counts include anyone who was hospitalized at some point during their illness. It does not reflect the number of people currently hospitalized. **Other race** includes any person with a race of American Indian/Alaskan native, Asian, native Hawaiian/Pacific Islander, or other.

COVID-19: deaths in Florida residents and staff of long-term care facilities

Data through Dec 20, 2020 verified as of Dec 21, 2020 at 09:25 AM

Data in this report are provisional and subject to change.

For current cases in residents or staff of long-term care facilities, please visit: <https://floridahealthcovid19.gov/>

| County | Deaths | | County | Deaths | | County | Deaths | |
|--------------|--------|-----------------|--------------|--------|----------------|------------|--------|----|
| Dade | 900 | <div></div> 11% | Okaloosa | 113 | <div></div> 1% | Gadsden | 12 | 0% |
| Palm Beach | 807 | <div></div> 10% | Osceola | 100 | <div></div> 1% | Washington | 12 | 0% |
| Pinellas | 661 | <div></div> 8% | Charlotte | 96 | <div></div> 1% | Gilchrist | 11 | 0% |
| Broward | 497 | <div></div> 6% | Citrus | 96 | <div></div> 1% | Baker | 9 | 0% |
| Hillsborough | 440 | <div></div> 6% | Indian River | 78 | <div></div> 1% | Calhoun | 9 | 0% |
| Polk | 356 | <div></div> 4% | Jackson | 76 | <div></div> 1% | Jefferson | 9 | 0% |
| Brevard | 286 | <div></div> 4% | Clay | 75 | <div></div> 1% | Gulf | 8 | 0% |
| Lee | 282 | <div></div> 4% | Leon | 62 | <div></div> 1% | Lafayette | 8 | 0% |
| Duval | 270 | <div></div> 3% | Suwannee | 55 | <div></div> 1% | Desoto | 5 | 0% |
| Sarasota | 264 | <div></div> 3% | St. Johns | 53 | <div></div> 1% | Holmes | 5 | 0% |
| Orange | 244 | <div></div> 3% | Highlands | 51 | <div></div> 1% | Flagler | 4 | 0% |
| Volusia | 194 | <div></div> 2% | Bay | 44 | <div></div> 1% | Levy | 4 | 0% |
| St. Lucie | 187 | <div></div> 2% | Alachua | 39 | <div></div> 0% | Bradford | 3 | 0% |
| Marion | 182 | <div></div> 2% | Columbia | 37 | <div></div> 0% | Monroe | 3 | 0% |
| Seminole | 182 | <div></div> 2% | Sumter | 33 | <div></div> 0% | Taylor | 3 | 0% |
| Escambia | 159 | <div></div> 2% | Nassau | 28 | <div></div> 0% | Hardee | 2 | 0% |
| Manatee | 152 | <div></div> 2% | Santa Rosa | 24 | <div></div> 0% | Dixie | 1 | 0% |
| Collier | 138 | <div></div> 2% | Hendry | 20 | <div></div> 0% | Liberty | 1 | 0% |
| Pasco | 128 | <div></div> 2% | Putnam | 20 | <div></div> 0% | | | |
| Martin | 119 | <div></div> 1% | Madison | 18 | <div></div> 0% | | | |
| Lake | 115 | <div></div> 1% | Walton | 18 | <div></div> 0% | | | |
| Hernando | 114 | <div></div> 1% | Okeechobee | 16 | <div></div> 0% | | | |
| | | | | | | Total | 7,938 | |

Note: cases are summarized by the county of usual residence. Residents and staff may be cases associated with facilities that are not in their county of usual residence, resulting in cases being included below for counties that do not have facilities with known cases.

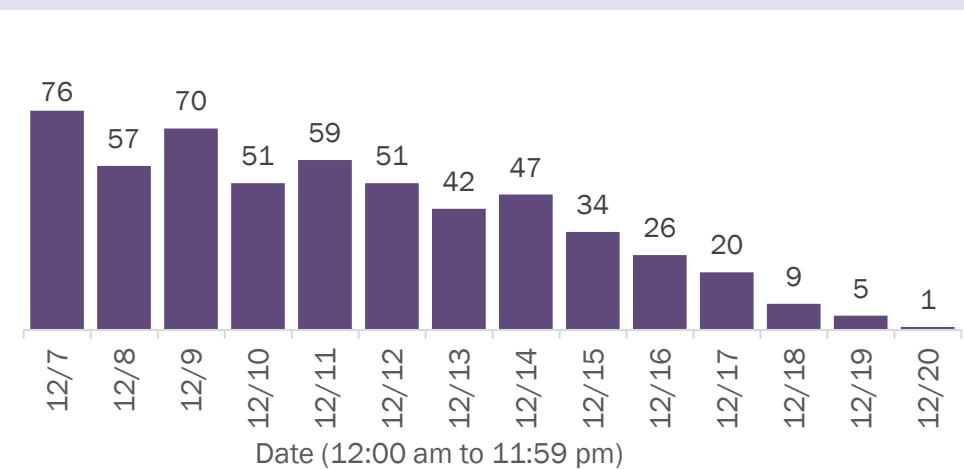
COVID-19: cases in Florida residents who have died

Data through Dec 20, 2020 verified as of Dec 21, 2020 at 09:25 AM

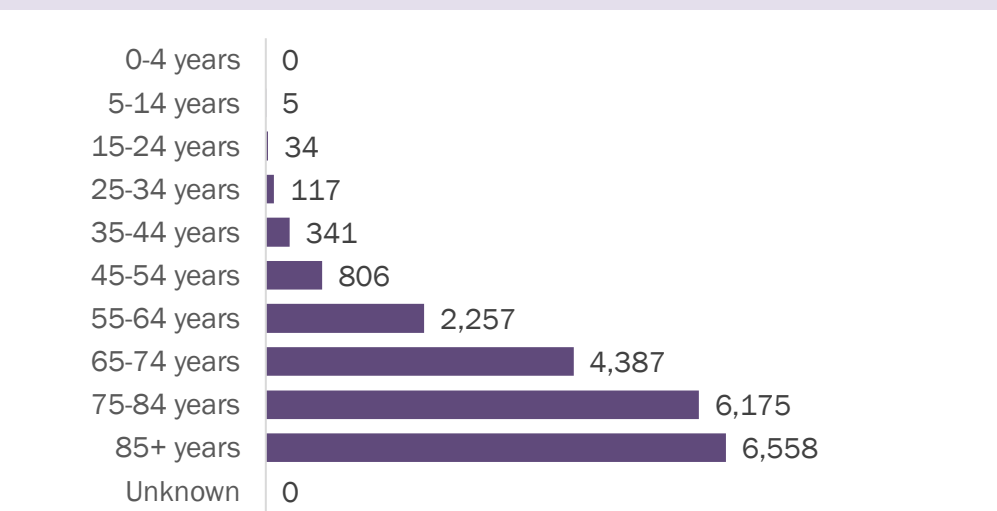
Data in this report are provisional and subject to change.

Demographics for all identified COVID-19 deaths: 20,680

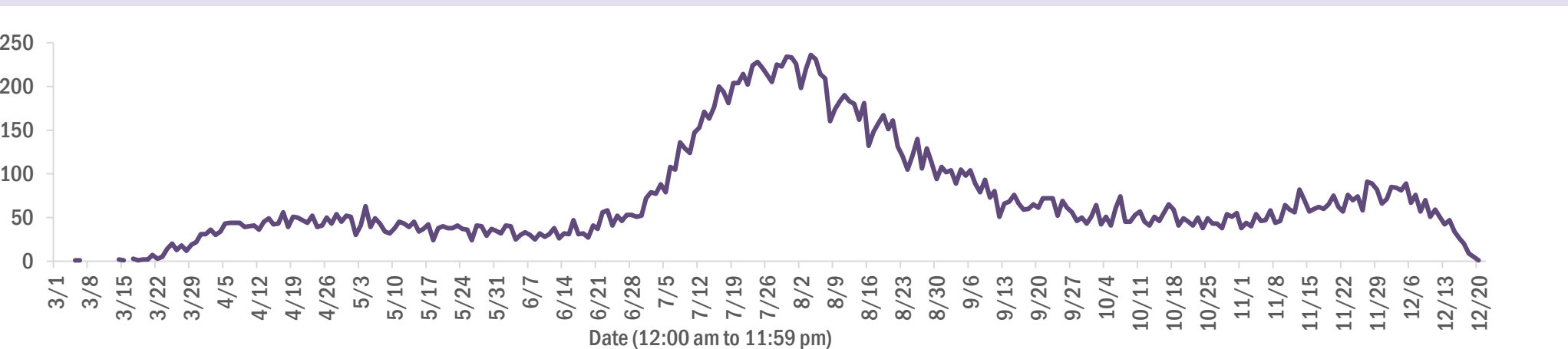
Deaths by date of death for the past 2 weeks



Deaths by age group



Deaths by date of death since March 2020



| Age group | Deaths | Cases | Case fatality rate | Mortality rate per 100,000 population |
|-------------|--------|-----------|--------------------|---------------------------------------|
| 0-4 years | 0 | 21,307 | 0.0% | 0.0 |
| 5-14 years | 5 | 62,000 | 0.0% | 0.2 |
| 15-24 years | 34 | 189,156 | 0.0% | 1.4 |
| 25-34 years | 117 | 215,534 | 0.1% | 4.1 |
| 35-44 years | 341 | 186,965 | 0.2% | 13.1 |
| 45-54 years | 806 | 183,664 | 0.4% | 28.9 |
| 55-64 years | 2,257 | 155,609 | 1.5% | 78.0 |
| 65-74 years | 4,387 | 96,051 | 4.6% | 180.8 |
| 75-84 years | 6,175 | 53,680 | 11.5% | 439.7 |
| 85+ years | 6,558 | 27,379 | 24.0% | 1135.5 |
| Unknown | 0 | 1,111 | 0.0% | |
| Total | 20,680 | 1,192,456 | 1.7% | 95.7 |

| Race | Deaths | Cases | Case fatality rate | Mortality rate per 100,000 population |
|---------|--------|-----------|--------------------|---------------------------------------|
| Black | 3,648 | 160,988 | 2.3% | 99.7 |
| White | 14,697 | 626,573 | 2.3% | 88.0 |
| Other | 1,650 | 166,537 | 1.0% | 132.6 |
| Unknown | 685 | 238,358 | 0.3% | |
| Total | 20,680 | 1,192,456 | 1.7% | 95.7 |

| Gender | Deaths | Cases | Case fatality rate | Mortality rate per 100,000 population |
|---------|--------|-----------|--------------------|---------------------------------------|
| Male | 11,551 | 567,845 | 2.0% | 109.4 |
| Female | 9,129 | 616,779 | 1.5% | 82.7 |
| Unknown | 0 | 7,832 | 0.0% | |
| Total | 20,680 | 1,192,456 | 1.7% | 95.7 |

| Ethnicity | Deaths | Cases | Case fatality rate | Mortality rate per 100,000 population |
|--------------|--------|-----------|--------------------|---------------------------------------|
| Hispanic | 5,064 | 372,798 | 1.4% | 89.2 |
| Non-Hispanic | 14,151 | 546,322 | 2.6% | 88.9 |
| Unknown | 1,465 | 273,336 | 0.5% | |
| Total | 20,680 | 1,192,456 | 1.7% | 95.7 |

COVID-19: characteristics of 1,212,581 cases

Data through Dec 20, 2020 verified as of Dec 21, 2020 at 09:25 AM

Data in this report are provisional and subject to change.

Tables below include cases in Florida residents and non-Florida residents.

All 67 Florida counties have cases:

| County | FL resident cases | | Non-FL resident cases | Total cases | FL resident deaths | FL death rate |
|--------------|-------------------|-----------------|-----------------------|-------------|--------------------|---------------|
| Dade | 273,409 | <div></div> 23% | 3,005 | 276,414 | 4,097 | 1.5% |
| Broward | 126,793 | <div></div> 11% | 1,364 | 128,157 | 1,784 | 1.4% |
| Palm Beach | 76,175 | <div></div> 6% | 1,066 | 77,241 | 1,835 | 2.4% |
| Hillsborough | 70,226 | <div></div> 6% | 623 | 70,849 | 1,034 | 1.5% |
| Orange | 68,958 | <div></div> 6% | 533 | 69,491 | 717 | 1.0% |
| Duval | 54,086 | <div></div> 5% | 870 | 54,956 | 699 | 1.3% |
| Pinellas | 40,092 | <div></div> 3% | 895 | 40,987 | 999 | 2.5% |
| Lee | 36,298 | <div></div> 3% | 872 | 37,170 | 637 | 1.8% |
| Polk | 33,530 | <div></div> 3% | 211 | 33,741 | 751 | 2.2% |
| Osceola | 22,908 | <div></div> 2% | 343 | 23,251 | 272 | 1.2% |
| Collier | 20,475 | <div></div> 2% | 496 | 20,971 | 317 | 1.5% |
| Manatee | 20,065 | <div></div> 2% | 290 | 20,355 | 405 | 2.0% |
| Escambia | 18,065 | <div></div> 2% | 2,213 | 20,278 | 346 | 1.9% |
| Volusia | 19,906 | <div></div> 2% | 251 | 20,157 | 406 | 2.0% |
| Pasco | 19,605 | <div></div> 2% | 182 | 19,787 | 344 | 1.8% |
| Brevard | 18,988 | <div></div> 2% | 190 | 19,178 | 501 | 2.6% |
| Leon | 17,294 | <div></div> 1% | 516 | 17,810 | 171 | 1.0% |
| Sarasota | 16,469 | <div></div> 1% | 506 | 16,975 | 468 | 2.8% |
| Seminole | 16,371 | <div></div> 1% | 109 | 16,480 | 303 | 1.9% |
| Marion | 16,019 | <div></div> 1% | 71 | 16,090 | 436 | 2.7% |
| Alachua | 14,740 | <div></div> 1% | 150 | 14,890 | 116 | 0.8% |
| Lake | 13,550 | <div></div> 1% | 148 | 13,698 | 286 | 2.1% |
| St. Lucie | 12,984 | <div></div> 1% | 58 | 13,042 | 381 | 2.9% |
| Okaloosa | 11,453 | <div></div> 1% | 121 | 11,574 | 215 | 1.9% |
| St. Johns | 11,316 | <div></div> 1% | 175 | 11,491 | 110 | 1.0% |
| Bay | 10,309 | <div></div> 1% | 410 | 10,719 | 190 | 1.8% |
| Clay | 10,001 | <div></div> 1% | 22 | 10,023 | 172 | 1.7% |
| Santa Rosa | 9,662 | <div></div> 1% | 119 | 9,781 | 117 | 1.2% |
| Martin | 7,215 | <div></div> 1% | 96 | 7,311 | 191 | 2.6% |
| Hernando | 6,578 | <div></div> 1% | 37 | 6,615 | 254 | 3.9% |
| Charlotte | 6,545 | <div></div> 1% | 65 | 6,610 | 217 | 3.3% |
| Citrus | 6,013 | <div></div> 1% | 37 | 6,050 | 224 | 3.7% |
| Indian River | 5,941 | <div></div> 0% | 58 | 5,999 | 153 | 2.6% |
| Columbia | 5,472 | <div></div> 0% | 21 | 5,493 | 111 | 2.0% |
| Highlands | 4,551 | <div></div> 0% | 41 | 4,592 | 193 | 4.2% |

| County | FL resident cases | | Non-FL resident cases | Total cases | FL resident deaths | FL death rate |
|------------|-------------------|----------------|-----------------------|-------------|--------------------|---------------|
| Walton | 4,050 | <div></div> 0% | 407 | 4,457 | 42 | 1.0% |
| Sumter | 4,398 | <div></div> 0% | 23 | 4,421 | 115 | 2.6% |
| Jackson | 4,312 | <div></div> 0% | 57 | 4,369 | 111 | 2.6% |
| Nassau | 3,844 | <div></div> 0% | 292 | 4,136 | 64 | 1.7% |
| Monroe | 3,895 | <div></div> 0% | 145 | 4,040 | 33 | 0.8% |
| Suwannee | 3,672 | <div></div> 0% | 25 | 3,697 | 93 | 2.5% |
| Gadsden | 3,651 | <div></div> 0% | 12 | 3,663 | 59 | 1.6% |
| Putnam | 3,557 | <div></div> 0% | 8 | 3,565 | 66 | 1.9% |
| Flagler | 3,281 | <div></div> 0% | 33 | 3,314 | 47 | 1.4% |
| Hendry | 3,027 | <div></div> 0% | 14 | 3,041 | 46 | 1.5% |
| Unknown | 222 | <div></div> 0% | 2,742 | 2,964 | 0 | 0.0% |
| Desoto | 2,723 | <div></div> 0% | 14 | 2,737 | 51 | 1.9% |
| Baker | 2,301 | <div></div> 0% | 11 | 2,312 | 36 | 1.6% |
| Okeechobee | 2,244 | <div></div> 0% | 17 | 2,261 | 50 | 2.2% |
| Hardee | 1,966 | <div></div> 0% | 8 | 1,974 | 20 | 1.0% |
| Wakulla | 1,911 | <div></div> 0% | 9 | 1,920 | 21 | 1.1% |
| Bradford | 1,867 | <div></div> 0% | 6 | 1,873 | 22 | 1.2% |
| Taylor | 1,824 | <div></div> 0% | 4 | 1,828 | 25 | 1.4% |
| Washington | 1,781 | <div></div> 0% | 17 | 1,798 | 31 | 1.7% |
| Levy | 1,687 | <div></div> 0% | 7 | 1,694 | 19 | 1.1% |
| Holmes | 1,462 | <div></div> 0% | 25 | 1,487 | 21 | 1.4% |
| Madison | 1,450 | <div></div> 0% | 19 | 1,469 | 32 | 2.2% |
| Lafayette | 1,406 | <div></div> 0% | 0 | 1,406 | 20 | 1.4% |
| Union | 1,368 | <div></div> 0% | 0 | 1,368 | 65 | 4.8% |
| Gulf | 1,200 | <div></div> 0% | 15 | 1,215 | 26 | 2.2% |
| Hamilton | 1,117 | <div></div> 0% | 11 | 1,128 | 12 | 1.1% |
| Calhoun | 1,063 | <div></div> 0% | 2 | 1,065 | 26 | 2.4% |
| Dixie | 1,052 | <div></div> 0% | 3 | 1,055 | 11 | 1.0% |
| Gilchrist | 932 | <div></div> 0% | 2 | 934 | 20 | 2.1% |
| Jefferson | 872 | <div></div> 0% | 18 | 890 | 15 | 1.7% |
| Franklin | 845 | <div></div> 0% | 13 | 858 | 4 | 0.5% |
| Glades | 739 | <div></div> 0% | 1 | 740 | 11 | 1.5% |
| Liberty | 675 | <div></div> 0% | 1 | 676 | 14 | 2.1% |
| Total | 1,192,456 | | 20,125 | 1,212,581 | 20,680 | 1.7% |

COVID-19: characteristics of 1,192,456 Florida resident cases

Data through Dec 20, 2020 verified as of Dec 21, 2020 at 09:25 AM

Data in this report are provisional and subject to change.

The table below includes the cities and counties of residence for cases in Florida residents based on the patient's ZIP Code. Note that city is not always received as part of the initial notification and may be missing while the case is being investigated.

| City and county | Cases |
|-----------------------------|---------|
| Miami, Dade | 158,570 |
| Orlando, Orange | 51,708 |
| Jacksonville, Duval | 50,641 |
| Tampa, Hillsborough | 41,778 |
| Hialeah, Dade | 37,945 |
| Fort Lauderdale, Broward | 28,776 |
| Hollywood, Broward | 24,450 |
| West Palm Beach, Palm Beach | 18,702 |
| Kissimmee, Osceola | 17,611 |
| Naples, Collier | 16,814 |
| Tallahassee, Leon | 16,406 |
| Homestead, Dade | 16,071 |
| Saint Petersburg, Pinellas | 15,262 |
| Pensacola, Escambia | 14,795 |
| Fort Myers, Lee | 14,485 |
| Bradenton, Manatee | 13,301 |
| Pompano Beach, Broward | 13,275 |
| Boca Raton, Palm Beach | 13,061 |
| Ocala, Marion | 12,188 |
| Gainesville, Alachua | 12,077 |
| Lakeland, Polk | 11,678 |
| Sarasota, Sarasota | 10,421 |
| Lake Worth, Palm Beach | 9,558 |
| Cape Coral, Lee | 8,977 |
| Port Saint Lucie, St. Lucie | 8,435 |
| Miramar, Broward | 8,170 |
| Clearwater, Pinellas | 7,858 |
| Miami Beach, Dade | 7,574 |
| Miami Gardens, Dade | 7,241 |
| Boynton Beach, Palm Beach | 7,241 |
| Coral Springs, Broward | 6,639 |
| Panama City, Bay | 6,611 |
| Saint Augustine, St. Johns | 6,116 |
| Doral, Dade | 6,055 |
| Melbourne, Brevard | 5,861 |
| Lehigh Acres, Lee | 5,797 |
| Winter Haven, Polk | 5,781 |
| Delray Beach, Palm Beach | 5,584 |
| Davie, Broward | 5,285 |
| Lake City, Columbia | 5,063 |
| Riverview, Hillsborough | 4,962 |
| Milton, Santa Rosa | 4,925 |
| Sunrise, Broward | 4,801 |
| Coral Gables, Dade | 4,799 |
| Vero Beach, Indian River | 4,564 |
| Fort Pierce, St. Lucie | 4,473 |
| Saint Cloud, Osceola | 4,444 |
| Largo, Pinellas | 4,334 |
| Daytona Beach, Volusia | 4,333 |
| New Port Richey, Pasco | 4,318 |
| Palm Bay, Brevard | 4,192 |
| Orange Park, Clay | 4,133 |
| Plantation, Broward | 4,097 |
| Brandon, Hillsborough | 4,082 |
| Apopka, Orange | 4,030 |
| North Miami Beach, Dade | 4,014 |
| Plant City, Hillsborough | 3,900 |
| Weston, Broward | 3,850 |
| Spring Hill, Hernando | 3,823 |

COVID-19: characteristics of 1,192,456 Florida resident cases

Data through Dec 20, 2020 verified as of Dec 21, 2020 at 09:25 AM

Data in this report are provisional and subject to change.

The table below includes the cities and counties of residence for cases in Florida residents based on the patient's ZIP Code. Note that city is not always received as part of the initial notification and may be missing while the case is being investigated.

| City and county | Cases |
|--------------------------------|-------|
| Deerfield Beach, Broward | 3,722 |
| Jupiter, Palm Beach | 3,710 |
| Clermont, Lake | 3,628 |
| Sanford, Seminole | 3,585 |
| Miami Lakes, Dade | 3,570 |
| Stuart, Martin | 3,487 |
| Fort Walton Beach, Okaloosa | 3,383 |
| Deltona, Volusia | 3,354 |
| Port Charlotte, Charlotte | 3,341 |
| Davenport, Polk | 3,275 |
| Tamarac, Broward | 3,262 |
| Winter Garden, Orange | 3,145 |
| Live Oak, Suwannee | 2,973 |
| Opa Locka, Dade | 2,973 |
| Crestview, Okaloosa | 2,968 |
| Land O Lakes, Pasco | 2,891 |
| Palm Beach Gardens, Palm Beach | 2,891 |
| Palmetto, Manatee | 2,890 |
| Wesley Chapel, Pasco | 2,879 |
| Coconut Creek, Broward | 2,858 |
| Deland, Volusia | 2,856 |
| Margate, Broward | 2,781 |
| Winter Park, Orange | 2,748 |
| Cutler Ridge, Dade | 2,735 |
| Palm Coast, Flagler | 2,727 |
| Immokalee, Collier | 2,714 |
| Oviedo, Seminole | 2,675 |
| Arcadia, Desoto | 2,654 |
| Palm Harbor, Pinellas | 2,634 |
| Wellington, Palm Beach | 2,603 |
| Altamonte Springs, Seminole | 2,506 |
| Hallandale, Broward | 2,497 |
| Venice, Sarasota | 2,443 |
| Lutz, Hillsborough | 2,397 |
| Brooksville, Hernando | 2,397 |
| Sebring, Highlands | 2,385 |
| Haines City, Polk | 2,384 |
| Middleburg, Clay | 2,356 |
| North Port, Sarasota | 2,351 |
| Punta Gorda, Charlotte | 2,337 |
| Bonita Springs, Lee | 2,257 |
| Ocoee, Orange | 2,254 |
| Okeechobee, Okeechobee | 2,236 |
| Pembroke Pines, Broward | 2,210 |
| Key West, Monroe | 2,172 |
| Leesburg, Lake | 2,171 |
| Valrico, Hillsborough | 2,170 |
| Seminole, Pinellas | 2,140 |
| Lake Worth Beach, Palm Beach | 2,139 |
| Port Orange, Volusia | 2,105 |
| North Lauderdale, Broward | 2,095 |
| Zephyrhills, Pasco | 2,085 |
| North Miami, Dade | 2,071 |
| Saint Johns, St. Johns | 2,014 |
| Ruskin, Hillsborough | 1,995 |
| Pinellas Park, Pinellas | 1,982 |
| Ormond Beach, Volusia | 1,913 |
| Longwood, Seminole | 1,895 |
| Jacksonville Beach, Duval | 1,889 |

COVID-19: characteristics of 1,192,456 Florida resident cases

Data through Dec 20, 2020 verified as of Dec 21, 2020 at 09:25 AM

Data in this report are provisional and subject to change.

The table below includes the cities and counties of residence for cases in Florida residents based on the patient's ZIP Code. Note that city is not always received as part of the initial notification and may be missing while the case is being investigated.

| City and county | Cases |
|------------------------------|-------|
| Quincy, Gadsden | 1,865 |
| Windermere, Orange | 1,861 |
| Navarre, Santa Rosa | 1,838 |
| Niceville, Okaloosa | 1,778 |
| Oakland Park, Broward | 1,760 |
| Dade City, Pasco | 1,749 |
| Crawfordville, Wakulla | 1,739 |
| Casselberry, Seminole | 1,717 |
| The Villages, Sumter | 1,711 |
| Perry, Taylor | 1,709 |
| Cantonment, Escambia | 1,701 |
| Cocoa, Brevard | 1,700 |
| Gulf Breeze, Santa Rosa | 1,684 |
| Bartow, Polk | 1,677 |
| Clewiston, Hendry | 1,667 |
| Green Cove Springs, Clay | 1,650 |
| Palatka, Putnam | 1,644 |
| Hudson, Pasco | 1,637 |
| Marianna, Jackson | 1,633 |
| Kissimmee, Polk | 1,568 |
| Royal Palm Beach, Palm Beach | 1,560 |
| North Fort Myers, Lee | 1,552 |
| Port Richey, Pasco | 1,544 |
| Panama City Beach, Bay | 1,536 |
| Auburndale, Polk | 1,489 |
| Lake Mary, Seminole | 1,488 |
| Ponte Vedra Beach, St. Johns | 1,478 |
| Inverness, Citrus | 1,472 |
| Defuniak Springs, Walton | 1,449 |
| Aventura, Dade | 1,442 |
| Tarpon Springs, Pinellas | 1,441 |
| Lynn Haven, Bay | 1,436 |
| Fernandina Beach, Nassau | 1,433 |
| Wimauma, Hillsborough | 1,418 |
| Chipley, Washington | 1,410 |
| Crossings, Dade | 1,397 |
| Coconut Grove, Dade | 1,393 |
| Mayo, Lafayette | 1,388 |
| Missing, Dade | 1,367 |
| Titusville, Brevard | 1,366 |
| Starke, Bradford | 1,345 |
| Winter Springs, Seminole | 1,344 |
| Lake Wales, Polk | 1,341 |
| New Smyrna Beach, Volusia | 1,337 |
| Santa Rosa Beach, Walton | 1,329 |
| Carol City, Dade | 1,327 |
| Belle Glade, Palm Beach | 1,317 |
| Merritt Island, Brevard | 1,303 |
| Estero, Lee | 1,291 |
| Cooper City, Broward | 1,281 |
| Labelle, Hendry | 1,266 |
| Fleming Island, Clay | 1,253 |
| Loxahatchee, Palm Beach | 1,250 |
| Parkland, Broward | 1,235 |
| Dunedin, Pinellas | 1,232 |
| Key Biscayne, Dade | 1,223 |
| Sarasota, Manatee | 1,221 |
| Destin, Okaloosa | 1,201 |
| Avon Park, Highlands | 1,191 |

COVID-19: characteristics of 1,192,456 Florida resident cases

Data through Dec 20, 2020 verified as of Dec 21, 2020 at 09:25 AM

Data in this report are provisional and subject to change.

The table below includes the cities and counties of residence for cases in Florida residents based on the patient's ZIP Code. Note that city is not always received as part of the initial notification and may be missing while the case is being investigated.

| City and county | Cases |
|--------------------------------|-------|
| Holiday, Pasco | 1,177 |
| Palm City, Martin | 1,150 |
| Parrish, Manatee | 1,140 |
| Wauchula, Hardee | 1,140 |
| Biscayne Park, Dade | 1,138 |
| Mulberry, Polk | 1,129 |
| Eustis, Lake | 1,103 |
| Seffner, Hillsborough | 1,101 |
| Bonifay, Holmes | 1,079 |
| Odessa, Hillsborough | 1,069 |
| Rockledge, Brevard | 1,066 |
| Tavares, Lake | 1,066 |
| Mount Dora, Lake | 1,065 |
| Riviera Beach, Palm Beach | 1,059 |
| Indiantown, Martin | 1,052 |
| Lake Butler, Union | 1,013 |
| Madison, Madison | 1,008 |
| Macclenny, Baker | 1,007 |
| Graceville, Jackson | 1,001 |
| Century, Escambia | 994 |
| Florida City, Dade | 985 |
| Crystal River, Citrus | 970 |
| Groveland, Lake | 951 |
| Orange City, Volusia | 941 |
| El Portal, Dade | 922 |
| Maitland, Orange | 907 |
| Lake Placid, Highlands | 901 |
| Dania, Broward | 897 |
| Summerfield, Marion | 882 |
| Everglades National Park, Dade | 874 |
| Homosassa, Citrus | 872 |
| Lithia, Hillsborough | 866 |
| Yulee, Nassau | 865 |
| Gibsonton, Hillsborough | 858 |
| Pinecrest, Dade | 853 |
| Dover, Hillsborough | 846 |
| Atlantic Beach, Duval | 828 |
| Hobe Sound, Martin | 816 |
| Sanderson, Baker | 816 |
| Ponte Vedra, St. Johns | 811 |
| Callahan, Nassau | 804 |
| Monticello, Jefferson | 802 |
| Jasper, Hamilton | 774 |
| Pace, Santa Rosa | 763 |
| Apollo Beach, Hillsborough | 756 |
| Palm Springs, Palm Beach | 752 |
| Sebastian, Indian River | 751 |
| Lady Lake, Lake | 750 |
| Sun City Center, Hillsborough | 746 |
| Oldsmar, Pinellas | 744 |
| Alachua, Alachua | 735 |
| Coleman, Sumter | 729 |
| Lantana, Palm Beach | 724 |
| Blountstown, Calhoun | 722 |
| Lecanto, Citrus | 717 |
| South Miami, Dade | 708 |
| Olympia Heights, Dade | 705 |
| Uleta, Dade | 705 |
| Moore Haven, Glades | 697 |

COVID-19: characteristics of 1,192,456 Florida resident cases

Data through Dec 20, 2020 verified as of Dec 21, 2020 at 09:25 AM

Data in this report are provisional and subject to change.

The table below includes the cities and counties of residence for cases in Florida residents based on the patient's ZIP Code. Note that city is not always received as part of the initial notification and may be missing while the case is being investigated.

| City and county | Cases |
|------------------------------|-------|
| Palmetto Bay, Dade | 696 |
| North Palm Beach, Palm Beach | 696 |
| Havana, Gadsden | 692 |
| Debary, Volusia | 691 |
| Dunnellon, Marion | 680 |
| Wewahitchka, Gulf | 679 |
| Coral, Dade | 677 |
| Edgewater, Volusia | 672 |
| Newberry, Alachua | 659 |
| Trenton, Gilchrist | 656 |
| Belleview, Marion | 634 |
| Ellenton, Manatee | 622 |
| Wildwood, Sumter | 614 |
| Jensen Beach, Martin | 607 |
| Fisher Island, Dade | 607 |
| Frostproof, Polk | 604 |
| Cross City, Dixie | 596 |
| Chattahoochee, Gadsden | 595 |
| Williston, Levy | 593 |
| Lauderhill, Broward | 593 |
| South Bay, Palm Beach | 591 |
| Beverly Hills, Citrus | 590 |
| Satellite Beach, Brevard | 589 |
| Freeport, Walton | 585 |
| Fellsmere, Indian River | 572 |
| Wilton Manors, Broward | 571 |
| Safety Harbor, Pinellas | 571 |
| Pahokee, Palm Beach | 569 |
| Bristol, Liberty | 559 |
| Nokomis, Sarasota | 556 |
| Mary Esther, Okaloosa | 551 |
| Hilliard, Nassau | 550 |
| Keystone Heights, Clay | 547 |
| Lauderdale Lakes, Broward | 544 |
| Polk City, Polk | 543 |
| Key Largo, Monroe | 540 |
| Hernando, Citrus | 533 |
| Shalimar, Okaloosa | 527 |
| Crescent City, Putnam | 514 |
| Dunnellon, Citrus | 512 |
| Marco Island, Collier | 512 |
| Port Saint Joe, Gulf | 507 |
| Bushnell, Sumter | 504 |
| Bowling Green, Hardee | 497 |
| Medley, Dade | 492 |
| Glen Saint Mary, Baker | 475 |
| Englewood, Charlotte | 471 |
| Fort Meade, Polk | 470 |
| Carrabelle, Franklin | 446 |
| Chiefland, Levy | 445 |
| Miramar Beach, Walton | 442 |
| Marathon, Monroe | 439 |
| Sweetwater, Dade | 431 |
| Indialantic, Brevard | 431 |
| Southwest Ranches, Broward | 430 |
| Old Town, Dixie | 422 |
| Thonotosassa, Hillsborough | 414 |
| Spring Hill, Pasco | 407 |
| Cocoa Beach, Brevard | 406 |

COVID-19: characteristics of 1,192,456 Florida resident cases

Data through Dec 20, 2020 verified as of Dec 21, 2020 at 09:25 AM

Data in this report are provisional and subject to change.

The table below includes the cities and counties of residence for cases in Florida residents based on the patient's ZIP Code. Note that city is not always received as part of the initial notification and may be missing while the case is being investigated.

| City and county | Cases |
|--------------------------------|-------|
| Sneads, Jackson | 402 |
| Neptune Beach, Duval | 400 |
| Englewood, Sarasota | 391 |
| Jacksonville, St. Johns | 389 |
| Lake Alfred, Polk | 388 |
| Interlachen, Putnam | 387 |
| Bronson, Levy | 385 |
| High Springs, Alachua | 381 |
| Fort Myers Beach, Lee | 378 |
| Lawtey, Bradford | 376 |
| Florida State University, Leon | 374 |
| Sorrento, Lake | 373 |
| Centerville, Leon | 370 |
| Minneola, Lake | 368 |
| Fort White, Columbia | 365 |
| Belle Isle, Orange | 362 |
| Trinity, Pasco | 361 |
| Fruitland Park, Lake | 359 |
| Baker, Okaloosa | 347 |
| West Melbourne, Brevard | 341 |
| Clearwater Beach, Pinellas | 338 |
| Cottdonale, Jackson | 335 |
| Raiford, Union | 325 |
| Palm Beach, Palm Beach | 317 |
| Oakland, Orange | 317 |
| Mascotte, Lake | 315 |
| Zolfo Springs, Hardee | 298 |
| Umatilla, Lake | 298 |
| Gulfport, Pinellas | 296 |
| Bunnell, Flagler | 292 |
| Malone, Jackson | 290 |
| Rotunda West, Charlotte | 284 |
| Weeki Wachee, Hernando | 282 |
| Midway, Gadsden | 280 |
| Citra, Marion | 279 |
| Silver Springs, Marion | 275 |
| Lehigh, Lee | 273 |
| Myakka City, Manatee | 272 |
| Youngstown, Bay | 265 |
| Hawthorne, Alachua | 262 |
| Molino, Escambia | 258 |
| South Daytona, Volusia | 257 |
| Haverhill, Palm Beach | 256 |
| Bell, Gilchrist | 255 |
| Tavernier, Monroe | 251 |
| Pierson, Volusia | 251 |
| Jay, Santa Rosa | 250 |
| Branford, Suwannee | 248 |
| De Leon Springs, Volusia | 247 |
| Oxford, Sumter | 244 |
| Winter Park, Seminole | 241 |
| Melbourne Beach, Brevard | 240 |
| Ocklawaha, Marion | 237 |
| Flagler Beach, Flagler | 237 |
| Surfside, Dade | 235 |
| Alva, Lee | 233 |
| Cape Canaveral, Brevard | 230 |
| Altha, Calhoun | 230 |
| Orlando, Osceola | 229 |

COVID-19: characteristics of 1,192,456 Florida resident cases

Data through Dec 20, 2020 verified as of Dec 21, 2020 at 09:25 AM

Data in this report are provisional and subject to change.

The table below includes the cities and counties of residence for cases in Florida residents based on the patient's ZIP Code. Note that city is not always received as part of the initial notification and may be missing while the case is being investigated.

| City and county | Cases |
|--------------------------------|-------|
| Celebration, Osceola | 228 |
| Indian Harbour Beach, Brevard | 227 |
| Lake Park, Palm Beach | 222 |
| Osprey, Sarasota | 218 |
| East Palatka, Putnam | 218 |
| Grand Ridge, Jackson | 217 |
| Apalachicola, Franklin | 215 |
| Mims, Brevard | 214 |
| Holly Hill, Volusia | 214 |
| Greenville, Madison | 213 |
| Archer, Alachua | 212 |
| Dundee, Polk | 209 |
| Jennings, Hamilton | 209 |
| Ave Maria, Collier | 208 |
| Tequesta, Palm Beach | 205 |
| Eagle Lake, Polk | 200 |
| Hastings, St. Johns | 197 |
| Greenwood, Jackson | 195 |
| Vernon, Washington | 195 |
| Orlando, Seminole | 192 |
| Kenneth City, Pinellas | 192 |
| Chuluota, Seminole | 191 |
| Bay Harbor Islands, Dade | 189 |
| Westville, Holmes | 188 |
| Floral City, Citrus | 187 |
| Bal Harbour, Dade | 187 |
| Montverde, Lake | 187 |
| Edgewood, Orange | 186 |
| Melrose, Putnam | 186 |
| Gotha, Orange | 184 |
| O Brien, Suwannee | 181 |
| Webster, Sumter | 180 |
| Missing, Orange | 177 |
| West Miami, Dade | 174 |
| Satsuma, Putnam | 173 |
| Eastpoint, Franklin | 170 |
| Gretna, Gadsden | 166 |
| South Pasadena, Pinellas | 166 |
| San Antonio, Pasco | 166 |
| Elkton, St. Johns | 165 |
| Lee, Madison | 159 |
| Malabar, Brevard | 158 |
| Indian Rocks Beach, Pinellas | 158 |
| Ponce De Leon, Holmes | 158 |
| Valparaiso, Okaloosa | 158 |
| Missing, Lee | 158 |
| Orlando, Dade | 157 |
| Grand Island, Lake | 157 |
| Eglin Air Force Base, Okaloosa | 152 |
| Laurel Hill, Okaloosa | 152 |
| Southport, Bay | 152 |
| Bryceville, Nassau | 147 |
| Missing, Santa Rosa | 147 |
| Missing, Volusia | 145 |
| Reddick, Marion | 141 |
| Lake Panasoffkee, Sumter | 141 |
| Azalea Park, Orange | 137 |
| Clair-Mel City, Hillsborough | 137 |
| Apopka, Seminole | 137 |

COVID-19: characteristics of 1,192,456 Florida resident cases

Data through Dec 20, 2020 verified as of Dec 21, 2020 at 09:25 AM

Data in this report are provisional and subject to change.

The table below includes the cities and counties of residence for cases in Florida residents based on the patient's ZIP Code. Note that city is not always received as part of the initial notification and may be missing while the case is being investigated.

| City and county | Cases |
|--------------------------------|-------|
| Alafaya, Orange | 136 |
| Sebastian, Brevard | 134 |
| White Springs, Hamilton | 133 |
| Fort Mccoy, Marion | 132 |
| Inlet Beach, Walton | 132 |
| University Of Miami, Dade | 132 |
| Orlando, Polk | 132 |
| Wellborn, Suwannee | 132 |
| Belleair, Pinellas | 130 |
| Geneva, Seminole | 130 |
| Alford, Jackson | 127 |
| Hiawassee, Orange | 125 |
| Sanibel, Lee | 125 |
| Lakewood Ranch, Manatee | 124 |
| Missing, Brevard | 123 |
| Hallandale Beach, Broward | 121 |
| Mcdavid, Escambia | 121 |
| Summerland Key, Monroe | 120 |
| Morrison, Levy | 120 |
| Anthony, Marion | 118 |
| Fountain, Bay | 117 |
| Juno Beach, Palm Beach | 117 |
| Holmes Beach, Manatee | 117 |
| Orlando, Broward | 115 |
| Saint James City, Lee | 113 |
| Mcalpin, Suwannee | 111 |
| Missing, Palm Beach | 111 |
| Weirsdale, Marion | 110 |
| Greenacres, Palm Beach | 109 |
| Longboat Key, Manatee | 109 |
| Kindred, Osceola | 108 |
| Howey-In-The-Hills, Lake | 108 |
| Matlacha, Lee | 107 |
| Lockhart, Orange | 106 |
| Missing, Marion | 106 |
| Zellwood, Orange | 105 |
| Bay Lake, Orange | 104 |
| Micanopy, Alachua | 104 |
| Center Hill, Sumter | 104 |
| Orlando, Volusia | 102 |
| Hosford, Liberty | 102 |
| Madeira Beach, Pinellas | 102 |
| Islamorada, Monroe | 101 |
| Orlando, Hillsborough | 101 |
| Astatula, Lake | 100 |
| Babson Park, Polk | 99 |
| Bokeelia, Lee | 99 |
| Caryville, Washington | 98 |
| Pomona Park, Putnam | 98 |
| Poinciana, Polk | 98 |
| South Fort Myers, Lee | 97 |
| Fern Park, Seminole | 96 |
| Lauderdale By The Sea, Broward | 95 |
| Carrollwood, Hillsborough | 92 |
| Odessa, Pasco | 90 |
| Holt, Okaloosa | 90 |
| Steinhatchee, Taylor | 89 |
| Atlantis, Palm Beach | 87 |
| Viera, Brevard | 87 |

COVID-19: characteristics of 1,192,456 Florida resident cases

Data through Dec 20, 2020 verified as of Dec 21, 2020 at 09:25 AM

Data in this report are provisional and subject to change.

The table below includes the cities and counties of residence for cases in Florida residents based on the patient's ZIP Code. Note that city is not always received as part of the initial notification and may be missing while the case is being investigated.

| City and county | Cases |
|---|-------|
| University Of Fl, Alachua | 86 |
| Cloud Lake, Palm Beach | 86 |
| Mangonia Park, Palm Beach | 85 |
| Lake Helen, Volusia | 84 |
| Sopchoppy, Wakulla | 84 |
| Grant-Valkaria, Brevard | 83 |
| Big Pine Key, Monroe | 81 |
| The Villages, Lake | 81 |
| Temple Terrace, Hillsborough | 80 |
| Oak Hill, Volusia | 79 |
| Missing, St. Johns | 77 |
| Citrus Springs, Citrus | 77 |
| Missing, Duval | 77 |
| Seville, Volusia | 77 |
| Sumterville, Sumter | 76 |
| Maitland, Seminole | 75 |
| Osteen, Volusia | 74 |
| Missing, Collier | 74 |
| F M, Lee | 74 |
| Hypoluxo, Palm Beach | 74 |
| Altoona, Lake | 74 |
| Placida, Charlotte | 73 |
| Missing, Pinellas | 73 |
| Orlando, Palm Beach | 72 |
| Lady Lake, Sumter | 72 |
| Hollister, Putnam | 72 |
| Orlando, Lake | 71 |
| Missing, Broward | 70 |
| Avon Park, Polk | 70 |
| Clarksville, Calhoun | 69 |
| Golden Beach, Dade | 69 |
| Cutler Bay, Dade | 69 |
| Lake Hamilton, Polk | 68 |
| Panacea, Wakulla | 67 |
| Buena Ventura Lakes, Osceola | 67 |
| Waldo, Alachua | 66 |
| Lutz, Pasco | 66 |
| Belleair Beach, Pinellas | 65 |
| Missing, Pasco | 65 |
| University Of Central Florida, Orange | 64 |
| San Mateo, Putnam | 63 |
| Dinsmore, Duval | 63 |
| Lamont, Jefferson | 62 |
| Air Mail Facility, Dade | 62 |
| Brooker, Bradford | 62 |
| Baldwin, Duval | 62 |
| Rocky Point, Hillsborough | 62 |
| Callaway, Bay | 61 |
| Stock Island, Monroe | 61 |
| Christmas, Orange | 61 |
| Hurlburt Field, Okaloosa | 61 |
| Kendall, Dade | 60 |
| University Of South Florida, Hillsborough | 60 |
| Palma Ceia, Hillsborough | 60 |
| Paisley, Lake | 58 |
| Bascom, Jackson | 58 |
| Inglis, Levy | 58 |
| Hampton, Bradford | 58 |
| Ponce Inlet, Volusia | 58 |

COVID-19: characteristics of 1,192,456 Florida resident cases

Data through Dec 20, 2020 verified as of Dec 21, 2020 at 09:25 AM

Data in this report are provisional and subject to change.

The table below includes the cities and counties of residence for cases in Florida residents based on the patient's ZIP Code. Note that city is not always received as part of the initial notification and may be missing while the case is being investigated.

| City and county | Cases |
|-----------------------------------|-------|
| The Villages, Marion | 58 |
| Bonita Beach, Lee | 57 |
| Ochopee, Collier | 57 |
| Eatonville, Orange | 57 |
| Astor, Lake | 57 |
| Crystal Beach, Pinellas | 57 |
| Harmony, Osceola | 55 |
| Lighthouse Point, Broward | 55 |
| Tierra Verde, Pinellas | 55 |
| Barefoot Bay, Brevard | 54 |
| Bradenton Beach, Manatee | 54 |
| Missing, Escambia | 53 |
| Pinetta, Madison | 52 |
| Florahome, Putnam | 51 |
| Greensboro, Gadsden | 50 |
| Welaka, Putnam | 50 |
| Princeton, Dade | 48 |
| Canal Point, Palm Beach | 48 |
| Orlando, Brevard | 48 |
| Ocean Ridge, Palm Beach | 48 |
| Lorida, Highlands | 46 |
| Fort Denaud, Hendry | 46 |
| Georgetown, Putnam | 45 |
| Patrick Air Force Base, Brevard | 44 |
| Florida Gulf Coast Univ, Lee | 43 |
| Sunny Isles Beach, Dade | 43 |
| West Park, Broward | 42 |
| Saint Pete Beach, Pinellas | 42 |
| Fruit Cove, St. Johns | 42 |
| Felda, Hendry | 41 |
| Orlando, Pinellas | 41 |
| Tyndall Air Force Base, Bay | 41 |
| Campbellton, Jackson | 41 |
| Yalaha, Lake | 39 |
| Destin, Walton | 39 |
| University Of Tampa, Hillsborough | 39 |
| Walnut Hill, Escambia | 39 |
| Palm Beach Shores, Palm Beach | 39 |
| Boca Grande, Lee | 38 |
| North Venice, Sarasota | 38 |
| Manalapan, Palm Beach | 38 |
| Sewalls Point, Martin | 38 |
| North Redington Beach, Pinellas | 37 |
| Missing, Hillsborough | 37 |
| Cinco Bayou, Okaloosa | 37 |
| Cedar Key, Levy | 35 |
| Orlando, Leon | 35 |
| Missing, Citrus | 35 |
| Treasure Island, Pinellas | 34 |
| Village Of Wellington, Palm Beach | 34 |
| Reunion, Osceola | 34 |
| Missing, Hernando | 34 |
| Flemington, Marion | 34 |
| Anna Maria, Manatee | 33 |
| Dania Beach, Broward | 33 |
| Saint Leo, Pasco | 32 |
| Barry University, Dade | 32 |
| Kathleen, Polk | 32 |
| Ebro, Washington | 32 |

COVID-19: characteristics of 1,192,456 Florida resident cases

Data through Dec 20, 2020 verified as of Dec 21, 2020 at 09:25 AM

Data in this report are provisional and subject to change.

The table below includes the cities and counties of residence for cases in Florida residents based on the patient's ZIP Code. Note that city is not always received as part of the initial notification and may be missing while the case is being investigated.

| City and county | Cases |
|------------------------------------|-------|
| Singer Island, Palm Beach | 31 |
| Cudjoe Key, Monroe | 31 |
| Lake Suzy, Desoto | 31 |
| Heathrow, Seminole | 31 |
| Missing, Lake | 30 |
| Aloma, Orange | 30 |
| Naranja, Dade | 29 |
| Eaton Park, Polk | 29 |
| Terra Ceia, Manatee | 29 |
| Bellview, Escambia | 29 |
| Intercession City, Osceola | 29 |
| Highland Beach, Palm Beach | 29 |
| Micco, Brevard | 28 |
| Missing, Seminole | 28 |
| Northdale, Hillsborough | 28 |
| Ona, Hardee | 28 |
| Kenansville, Osceola | 27 |
| Miami, Unknown | 27 |
| Bonita Springs, Collier | 27 |
| Missing, Clay | 27 |
| Miami Springs, Dade | 26 |
| Florida State, Leon | 26 |
| Waverly, Polk | 26 |
| Bay Pines, Pinellas | 26 |
| Okahumpka, Lake | 26 |
| Palm Shores, Brevard | 26 |
| Gulf Breeze, Escambia | 26 |
| Missing, Nassau | 26 |
| Salt Springs, Marion | 26 |
| Enterprise, Volusia | 25 |
| Miromar Lakes, Lee | 25 |
| Univ Of FI Student Dorms, Alachua | 25 |
| Jupiter, Martin | 25 |
| Kinard, Calhoun | 25 |
| Town N Country, Hillsborough | 25 |
| Winter Garden, Lake | 25 |
| South Miami Heights, Dade | 25 |
| Labelle, Glades | 24 |
| Bagdad, Santa Rosa | 24 |
| Orlando, Pasco | 24 |
| South Palm Beach, Palm Beach | 23 |
| Orlando, Duval | 23 |
| Hialeah Gardens, Dade | 23 |
| Miami Shores, Dade | 22 |
| University Of Central FI, Orange | 22 |
| Florida Dept Of Corrections, Union | 22 |
| Tioga, Alachua | 22 |
| Santa Fe, Alachua | 22 |
| Missing, Manatee | 22 |
| Highland City, Polk | 22 |
| Nocatee, Desoto | 22 |
| Key Colony Beach, Monroe | 21 |
| Penney Farms, Clay | 21 |
| Pensacola Beach, Santa Rosa | 21 |
| North Bay Village, Dade | 21 |
| Florida A And M University, Leon | 21 |
| La Crosse, Alachua | 20 |
| Orlando, Marion | 20 |
| Fort Lauderdale, Dade | 20 |

COVID-19: characteristics of 1,192,456 Florida resident cases

Data through Dec 20, 2020 verified as of Dec 21, 2020 at 09:25 AM

Data in this report are provisional and subject to change.

The table below includes the cities and counties of residence for cases in Florida residents based on the patient's ZIP Code. Note that city is not always received as part of the initial notification and may be missing while the case is being investigated.

| City and county | Cases |
|--|-------|
| Pasadena, Pinellas | 19 |
| Balm, Hillsborough | 19 |
| City Of Sunrise, Broward | 19 |
| Missing, Sumter | 19 |
| Missing, Okaloosa | 19 |
| Hawthorne, Putnam | 19 |
| Ponte Vedra, Duval | 19 |
| Tice, Lee | 19 |
| University Of Central Florida, Broward | 18 |
| Mexico Beach, Bay | 18 |
| Tangerine, Orange | 18 |
| Florida International Univ, Dade | 18 |
| Bayonet Point, Pasco | 18 |
| Lulu, Columbia | 18 |
| Stetson University, Volusia | 18 |
| Babcock Ranch, Lee | 18 |
| Apopka, Lake | 17 |
| Goulds, Dade | 17 |
| Missing, Martin | 17 |
| Perdido Key, Escambia | 17 |
| Sun City, Hillsborough | 17 |
| Lacoochee, Pasco | 17 |
| Homosassa Springs, Citrus | 17 |
| Orlando, Alachua | 17 |
| Horseshoe Beach, Dixie | 17 |
| Sydney, Hillsborough | 17 |
| Green Acres, Palm Beach | 17 |
| Chokoloskee, Collier | 17 |
| Bonifay, Washington | 17 |
| City Of Westlake, Palm Beach | 16 |
| Missing, St. Lucie | 16 |
| Siesta Key, Sarasota | 16 |
| Missing, Polk | 16 |
| Florence Villa, Polk | 16 |
| Hallandale Beach, Broward | 16 |
| Missing, Indian River | 16 |
| West Panama City Beach, Bay | 16 |
| Poinciana, Osceola | 16 |
| New Smyrna, Volusia | 16 |
| Dowling Park, Suwannee | 16 |
| Village Wellington, Palm Beach | 15 |
| Village Of Palmetto Bay, Dade | 15 |
| Indian Lake Estates, Polk | 15 |
| Branford, Lafayette | 15 |
| Maitland, Volusia | 15 |
| Cortez, Manatee | 15 |
| Little Torch Key, Monroe | 15 |
| Duette, Manatee | 15 |
| Palmdale, Glades | 15 |
| Paxton, Walton | 14 |
| Loughman, Polk | 14 |
| Yankeetown, Levy | 14 |
| Winter Park, Polk | 14 |
| Candler, Marion | 14 |
| Mango, Hillsborough | 14 |
| Saint Marks, Wakulla | 14 |
| University Of Central Fl, Hillsborough | 14 |
| Venus, Highlands | 14 |
| Sugarloaf Key, Monroe | 14 |

COVID-19: characteristics of 1,192,456 Florida resident cases

Data through Dec 20, 2020 verified as of Dec 21, 2020 at 09:25 AM

Data in this report are provisional and subject to change.

The table below includes the cities and counties of residence for cases in Florida residents based on the patient's ZIP Code. Note that city is not always received as part of the initial notification and may be missing while the case is being investigated.

| City and county | Cases |
|--|-------|
| Goodland, Collier | 14 |
| Orlando, Manatee | 14 |
| Ocoee, Lake | 14 |
| Mcintosh, Marion | 13 |
| Orlando, Lee | 13 |
| Orange Lake, Marion | 13 |
| Orlando, Flagler | 13 |
| Ridge Manor, Pasco | 13 |
| Crystal Springs, Pasco | 13 |
| Long Key, Monroe | 13 |
| Maitland, Polk | 13 |
| Caryville, Holmes | 13 |
| Champions Gate, Polk | 13 |
| Bostwick, Putnam | 12 |
| Homeland, Polk | 12 |
| Wewahitchka, Calhoun | 12 |
| Zellwood, Lake | 12 |
| Parker, Bay | 12 |
| Pembroke Park, Broward | 12 |
| Graceville, Holmes | 12 |
| Bradley, Polk | 12 |
| Earleton, Alachua | 12 |
| Tallevast, Manatee | 12 |
| Eloise, Polk | 12 |
| Wabasso, Indian River | 12 |
| White Springs, Columbia | 12 |
| Westchase, Hillsborough | 12 |
| Miami, Broward | 12 |
| Maitland, Osceola | 12 |
| Mount Dora, Orange | 11 |
| Florida International University, Dade | 11 |
| Saint Johns, Duval | 11 |
| Hernando Beach, Hernando | 11 |
| Buckingham, Lee | 11 |
| Hollywood, Dade | 11 |
| Jensen Beach, St. Lucie | 11 |
| Sparr, Marion | 11 |
| Bayshore Gardens, Manatee | 11 |
| Fort Ogden, Desoto | 11 |
| Plymouth, Orange | 11 |
| Unknown, Dade | 11 |
| Woodville, Leon | 10 |
| Saint George Island, Franklin | 10 |
| Telogia, Liberty | 10 |
| Lake City, Suwannee | 10 |
| Lealman, Pinellas | 10 |
| Golden Oak, Orange | 10 |
| Jacksonville, Unknown | 10 |
| Gulf Hammock, Levy | 10 |
| Bonaventure, Broward | 10 |
| Rosemary Beach, Walton | 10 |
| Wahneta, Polk | 10 |
| Holder, Citrus | 10 |
| Greenville, Taylor | 10 |
| Gulf Stream, Palm Beach | 10 |
| Apopka, Volusia | 10 |
| Passport, Unknown | 10 |
| Union Park, Orange | 9 |
| Graham, Bradford | 9 |

COVID-19: characteristics of 1,192,456 Florida resident cases

Data through Dec 20, 2020 verified as of Dec 21, 2020 at 09:25 AM

Data in this report are provisional and subject to change.

The table below includes the cities and counties of residence for cases in Florida residents based on the patient's ZIP Code. Note that city is not always received as part of the initial notification and may be missing while the case is being investigated.

| City and county | Cases |
|-----------------------------------|-------|
| Durant, Hillsborough | 9 |
| Orlando, Escambia | 9 |
| Leisure City, Dade | 9 |
| Laurel Hill, Walton | 9 |
| Lamont, Madison | 9 |
| Steinhatchee, Dixie | 9 |
| Gonzalez, Escambia | 9 |
| Laud-By-The-Sea, Broward | 9 |
| University Park, Manatee | 9 |
| Cottdonale, Washington | 9 |
| Everglades City, Collier | 9 |
| Orlando, Okaloosa | 9 |
| Trilby, Pasco | 9 |
| Palma Sola, Manatee | 9 |
| Long Boat Key, Manatee | 9 |
| Wausau, Washington | 9 |
| Westlake, Palm Beach | 8 |
| Murdock, Charlotte | 8 |
| Maitland, Hillsborough | 8 |
| Hialeah, Unknown | 8 |
| Jerome, Collier | 8 |
| Trenton, Levy | 8 |
| Ramrod Key, Monroe | 8 |
| Lowell, Marion | 8 |
| Ferndale, Lake | 8 |
| Archer, Levy | 8 |
| Pine Hills, Orange | 8 |
| Shady Hills, Pasco | 8 |
| Rubonia, Manatee | 8 |
| Florida State Univ Admin, Leon | 8 |
| Pine Castle, Orange | 8 |
| Webster, Hernando | 8 |
| Perrine, Dade | 8 |
| Fanning Springs, Gilchrist | 8 |
| Indian River Shores, Indian River | 8 |
| Mexico Beach, Gulf | 8 |
| Orlando, St. Lucie | 8 |
| Nichols, Polk | 7 |
| Mount Plymouth, Lake | 7 |
| Evinston, Alachua | 7 |
| West Delray Beach, Palm Beach | 7 |
| University Of Central Fl, Martin | 7 |
| Dade City, Hernando | 7 |
| Forest City, Seminole | 7 |
| Nalcrest, Polk | 7 |
| Maxville, Duval | 7 |
| Watersound, Walton | 7 |
| Brooksville, Pasco | 7 |
| Lake Monroe, Seminole | 7 |
| Lake Como, Putnam | 7 |
| Orlando, Sarasota | 7 |
| Saint Lucie West, St. Lucie | 7 |
| Fort Charlotte, Charlotte | 7 |
| Missing, Columbia | 7 |
| Maitland, Lake | 7 |
| Forest City, Orange | 7 |
| Alturas, Polk | 7 |
| Otter Creek, Levy | 6 |
| Sea Ranch Lakes, Broward | 6 |

COVID-19: characteristics of 1,192,456 Florida resident cases

Data through Dec 20, 2020 verified as of Dec 21, 2020 at 09:25 AM

Data in this report are provisional and subject to change.

The table below includes the cities and counties of residence for cases in Florida residents based on the patient's ZIP Code. Note that city is not always received as part of the initial notification and may be missing while the case is being investigated.

| City and county | Cases |
|------------------------------|-------|
| Ponce De Leon, Walton | 6 |
| Redington Beach, Pinellas | 6 |
| Palm City, St. Lucie | 6 |
| Ocoee, Osceola | 6 |
| Belleair Bluffs, Pinellas | 6 |
| Choctaw Beach, Okaloosa | 6 |
| Switzerland, St. Johns | 6 |
| Orchid, Indian River | 6 |
| Hutchinson Island, St. Lucie | 6 |
| Ozona, Pinellas | 6 |
| Missing, Osceola | 6 |
| Missing, Holmes | 6 |
| Morriston, Marion | 6 |
| Indian Creek Village, Dade | 6 |
| Lakeshore, Polk | 6 |
| Lakewood Ranch, Sarasota | 6 |
| Lake Butler, Bradford | 6 |
| Mayport Naval Station, Duval | 6 |
| Port Saint John, Brevard | 6 |
| N/A, Unknown | 6 |
| Hillsboro Beach, Broward | 6 |
| Orlando, St. Johns | 6 |
| Orlando, Hernando | 6 |
| Suwannee, Dixie | 6 |
| Virginia Gardens, Dade | 6 |
| Windermere, Alachua | 5 |
| Orlando, Collier | 5 |
| Orange Springs, Marion | 5 |
| Missing, Unknown | 5 |
| Missing, Putnam | 5 |
| Braden River, Manatee | 5 |
| Roseland, Indian River | 5 |
| Winter Garden, Osceola | 5 |
| Missing, Bay | 5 |
| Citrus Hills, Citrus | 5 |
| Basinger, Okeechobee | 5 |
| Eatonville, Polk | 5 |
| Longboat Key, Sarasota | 5 |
| Duck Key, Monroe | 5 |
| PSI, Unknown | 5 |
| Ybor City, Hillsborough | 5 |
| High Springs, Gilchrist | 5 |
| Los Angeles, Dade | 5 |
| Orlando, Charlotte | 5 |
| White City, Gulf | 5 |
| Winter Garden, Seminole | 5 |
| Pine Ridge, Citrus | 5 |
| Kissimmee, Orange | 5 |
| Missing, Leon | 5 |
| Beverly Beach, Flagler | 5 |
| Niceville, Walton | 5 |
| Pass, Unknown | 5 |
| Putnam Hall, Putnam | 5 |
| Quail Heights, Dade | 5 |
| River Ranch, Polk | 5 |
| Stuart, St. Lucie | 5 |
| Winter Park, Broward | 5 |
| Redington Shores, Pinellas | 5 |
| Westchester, Dade | 5 |

COVID-19: characteristics of 1,192,456 Florida resident cases

Data through Dec 20, 2020 verified as of Dec 21, 2020 at 09:25 AM

Data in this report are provisional and subject to change.

The table below includes the cities and counties of residence for cases in Florida residents based on the patient's ZIP Code. Note that city is not always received as part of the initial notification and may be missing while the case is being investigated.

| City and county | Cases |
|--|-------|
| Daytona Beach Shores, Volusia | 5 |
| Deer Island, Lake | 5 |
| East Lake, Marion | 5 |
| Ebro, Bay | 5 |
| Innovation, Pasco | 5 |
| Missing, Walton | 5 |
| Orlando, Highlands | 5 |
| Apopka, Broward | 5 |
| Davenport, Osceola | 4 |
| Glen Ridge, Palm Beach | 4 |
| Goldenrod, Seminole | 4 |
| Missing, Sarasota | 4 |
| Missing, Highlands | 4 |
| Grove City, Charlotte | 4 |
| Barberville, Volusia | 4 |
| Orlando, Bay | 4 |
| West Bradenton, Manatee | 4 |
| Windermere, Leon | 4 |
| Valkaria, Brevard | 4 |
| University Of Central Florida, Brevard | 4 |
| Orlando, Columbia | 4 |
| Loxahatchee Groves, Palm Beach | 4 |
| Indian Shores, Pinellas | 4 |
| Live Oak, Madison | 4 |
| Fairfield, Marion | 4 |
| Aripeka, Pasco | 4 |
| Milton, Escambia | 4 |
| Mayport, Duval | 4 |
| Maitland, Leon | 4 |
| Grandin, Putnam | 4 |
| Inlet Beach, Bay | 4 |
| Shady Grove, Taylor | 4 |
| Orlando, Santa Rosa | 4 |
| Miccosukee, Leon | 4 |
| Ft Pierce, St. Lucie | 4 |
| Cypress, Jackson | 4 |
| Pensacola Beach, Escambia | 4 |
| Pensacola, Unknown | 4 |
| Fort Lauderdale, Palm Beach | 4 |
| Miami Gardens, Unknown | 4 |
| Kingsley Lake, Bradford | 4 |
| Naples, Lee | 4 |
| Newberry, Gilchrist | 4 |
| Okeechobee, Osceola | 4 |
| Briny Breezes, Palm Beach | 4 |
| Missing, Alachua | 4 |
| Missing, Monroe | 4 |
| Williston, Marion | 4 |
| Saint Augustine, Duval | 4 |
| Alafaya, Broward | 4 |
| Elfers, Pasco | 4 |
| Fernandina, Nassau | 4 |
| International Service Center, Dade | 4 |
| Orlando, Citrus | 4 |
| Seacrest, Walton | 4 |
| Wakulla Springs, Wakulla | 4 |
| Windermere, Palm Beach | 3 |
| Winter Park, Brevard | 3 |
| Pompano Beach, Palm Beach | 3 |

COVID-19: characteristics of 1,192,456 Florida resident cases

Data through Dec 20, 2020 verified as of Dec 21, 2020 at 09:25 AM

Data in this report are provisional and subject to change.

The table below includes the cities and counties of residence for cases in Florida residents based on the patient's ZIP Code. Note that city is not always received as part of the initial notification and may be missing while the case is being investigated.

| City and county | Cases |
|---------------------------------------|-------|
| Salem, Taylor | 3 |
| Samoset, Manatee | 3 |
| San Fernando, Unknown | 3 |
| Vernon, Bay | 3 |
| Mayport Naval Housing, Duval | 3 |
| Oneco, Manatee | 3 |
| Indian Rock Beach, Pinellas | 3 |
| Inglis, Citrus | 3 |
| Hollywood, Unknown | 3 |
| Monticello, Madison | 3 |
| Fpo, Duval | 3 |
| Fernandina Beach, Duval | 3 |
| Cypress Gardens, Polk | 3 |
| Bowling Green, Polk | 3 |
| Crescent Beach, Sarasota | 3 |
| Seacrest, Bay | 3 |
| Orange Park, Duval | 3 |
| Point Washington, Walton | 3 |
| University Of Central Fl, Seminole | 3 |
| Vero Beach, St. Lucie | 3 |
| Missing, Washington | 3 |
| Nobleton, Hernando | 3 |
| Mims, Volusia | 3 |
| Julington Creek, St. Johns | 3 |
| Bella Collina, Lake | 3 |
| Apopka, Hillsborough | 3 |
| El Jobean, Charlotte | 3 |
| Grant Valkaria, Brevard | 3 |
| North Fort Myers, Charlotte | 3 |
| Orlando, Jackson | 3 |
| Kissimmee, Unknown | 3 |
| Jacksonville Naval Air Station, Duval | 3 |
| Chicago, Lee | 3 |
| Clewiston, Palm Beach | 3 |
| Conch Key, Monroe | 3 |
| Branford, Gilchrist | 3 |
| Bayou George, Bay | 3 |
| San Carlos Park, Lee | 3 |
| Westville, Walton | 3 |
| Winter Garden, Leon | 3 |
| Sugarloaf, Monroe | 3 |
| Clarcona, Orange | 3 |
| Glenwood, Volusia | 3 |
| Lloyd, Jefferson | 3 |
| Orlando, Nassau | 3 |
| Lamont, Taylor | 3 |
| Keystone Heights, Bradford | 3 |
| Orlando, Union | 3 |
| Winter Park, Alachua | 3 |
| Winter Park, Leon | 3 |
| Winter Park, Osceola | 3 |
| Worthington Springs, Union | 3 |
| Sunny Hills, Washington | 3 |
| Tampa, Pinellas | 3 |
| Jacksonville, Clay | 3 |
| Johns Pass Village, Pinellas | 3 |
| Apopka, Dade | 3 |
| Hallandale Beach, Unknown | 3 |
| Blountstown, Liberty | 3 |

COVID-19: characteristics of 1,192,456 Florida resident cases

Data through Dec 20, 2020 verified as of Dec 21, 2020 at 09:25 AM

Data in this report are provisional and subject to change.

The table below includes the cities and counties of residence for cases in Florida residents based on the patient's ZIP Code. Note that city is not always received as part of the initial notification and may be missing while the case is being investigated.

| City and county | Cases |
|---|-------|
| Captiva, Lee | 3 |
| Deerfield Beach, Palm Beach | 3 |
| Miami Gardens, Broward | 3 |
| Lynbrook, Broward | 3 |
| Orlando, Indian River | 3 |
| Orlando, Martin | 3 |
| Village Of Golf, Palm Beach | 3 |
| Saint Augustine Beach, St. Johns | 3 |
| Windermere, Seminole | 3 |
| Port Salerno, Martin | 3 |
| Winter Garden, Polk | 3 |
| Alys Beach, Bay | 3 |
| Eglin, Okaloosa | 3 |
| Margate, Unknown | 3 |
| Melrose, Bradford | 3 |
| Maitland, Pasco | 3 |
| Missing, Taylor | 3 |
| Missing, Hendry | 3 |
| Ocoee, Broward | 3 |
| Labelle, Lee | 3 |
| Apopka, Osceola | 3 |
| Brewton, Escambia | 3 |
| Pp, Unknown | 3 |
| University Of Central Florida, Palm Beach | 3 |
| University Of Central Florida, Pinellas | 3 |
| Wildlight, Nassau | 3 |
| Winter Park, Lake | 3 |
| Woodside, Broward | 2 |
| Windermere, Polk | 2 |
| Winter Garden, Brevard | 2 |
| University Of Central FI, Dade | 2 |
| University Of Central FI, Osceola | 2 |
| Scottsmoor, Brevard | 2 |
| Portland, Unknown | 2 |
| Pp, Dade | 2 |
| Cassadaga, Volusia | 2 |
| Lake Harbor, Palm Beach | 2 |
| Fort Walton Beach, Walton | 2 |
| Dunnellon, Levy | 2 |
| Orlando, Holmes | 2 |
| Orlando, Sumter | 2 |
| Moore Haven, Hendry | 2 |
| Lanark Village, Franklin | 2 |
| Madison, Unknown | 2 |
| Lockhart, Seminole | 2 |
| Ocean Breeze, Martin | 2 |
| Hialeah, Broward | 2 |
| Jacksonville, Dade | 2 |
| Florida Power & Light Co, Dade | 2 |
| Gibsonia, Polk | 2 |
| Amelia City, Nassau | 2 |
| Alligator Point, Wakulla | 2 |
| Citrus Ridge, Indian River | 2 |
| Tangerine, Lake | 2 |
| Pass, Dade | 2 |
| Winter Garden, Hillsborough | 2 |
| Winter Garden, Broward | 2 |
| Winter Garden, Dade | 2 |
| Windermere, Osceola | 2 |

COVID-19: characteristics of 1,192,456 Florida resident cases

Data through Dec 20, 2020 verified as of Dec 21, 2020 at 09:25 AM

Data in this report are provisional and subject to change.

The table below includes the cities and counties of residence for cases in Florida residents based on the patient's ZIP Code. Note that city is not always received as part of the initial notification and may be missing while the case is being investigated.

| City and county | Cases |
|-------------------------------------|-------|
| Winter Park, St. Johns | 2 |
| Seven Springs, Pasco | 2 |
| Upper Key Largo, Monroe | 2 |
| Orlando, Unknown | 2 |
| Saint Augusaintine Beach, St. Johns | 2 |
| Port Charlotte, Unknown | 2 |
| Punta Gorda, Lee | 2 |
| Port Saint Lucie, Martin | 2 |
| Miami, Palm Beach | 2 |
| None, Dade | 2 |
| Los Angeles, Okaloosa | 2 |
| Lutz, Pinellas | 2 |
| Lake Geneva, Clay | 2 |
| Lawtey, Union | 2 |
| Lakeland, Hillsborough | 2 |
| Coconut Creek, Unknown | 2 |
| Crawfordville, Leon | 2 |
| Cross Creek, Alachua | 2 |
| Alligator Point, Franklin | 2 |
| Immokalee, Lee | 2 |
| Eatonville, Lake | 2 |
| Eau Gallie, Brevard | 2 |
| Fort Lauderdale, Unknown | 2 |
| Apopka, Flagler | 2 |
| Apopka, Marion | 2 |
| Apopka, Sarasota | 2 |
| Bonifay, Jackson | 2 |
| Clermont, Polk | 2 |
| Fort Pierce, Martin | 2 |
| Greenville, Jefferson | 2 |
| Lake Buena Vista, Orange | 2 |
| Laurel, Sarasota | 2 |
| Lecanto, Marion | 2 |
| Ludlam, Dade | 2 |
| Tarpon Springs, Pasco | 2 |
| West Palm Beach, Dade | 2 |
| Oklawaha, Marion | 2 |
| Olustee, Baker | 2 |
| Ocoee, Duval | 2 |
| Land O Lakes, Hillsborough | 2 |
| Homeless, Pinellas | 2 |
| Ocoee, Leon | 2 |
| Milligan, Okaloosa | 2 |
| Fort Lauderdale, Alachua | 2 |
| Copeland, Collier | 2 |
| Cross City, Taylor | 2 |
| Carl Fisher, Dade | 2 |
| Windermere, Lake | 2 |
| Winter Park, Highlands | 2 |
| Wacissa, Jefferson | 2 |
| Saint Marys, Nassau | 2 |
| Sebring, Desoto | 2 |
| Pompano Beach, Unknown | 2 |
| Tampa, Hernando | 2 |
| University Of Central Florida, Lee | 2 |
| Umatilla, Marion | 2 |
| Vero Beach, Unknown | 2 |
| Wauchula, Desoto | 2 |
| Yeehaw, Okeechobee | 2 |

COVID-19: characteristics of 1,192,456 Florida resident cases

Data through Dec 20, 2020 verified as of Dec 21, 2020 at 09:25 AM

Data in this report are provisional and subject to change.

The table below includes the cities and counties of residence for cases in Florida residents based on the patient's ZIP Code. Note that city is not always received as part of the initial notification and may be missing while the case is being investigated.

| City and county | Cases |
|------------------------------------|-------|
| Winter Park, Dade | 2 |
| 000000, Unknown | 2 |
| Babcock Ranch, Charlotte | 2 |
| Boynton Beach, Broward | 2 |
| Cape Haze, Charlotte | 2 |
| Bristol, Calhoun | 2 |
| Jacksonville Naval Hospital, Duval | 2 |
| Jacksonville, Alachua | 2 |
| Melrose, Clay | 2 |
| Mesa, Unknown | 2 |
| Longview, Dade | 2 |
| Jacksonville, Nassau | 2 |
| Ormond Beach, Flagler | 2 |
| Panama City, Unknown | 2 |
| Okeechobee, Lake | 2 |
| Miramar, Dade | 2 |
| East Rockland Key, Monroe | 2 |
| Alford, Washington | 2 |
| Apopka, Duval | 2 |
| Jupiter Island, Martin | 2 |
| Labelle, Collier | 2 |
| Lauderhill, Unknown | 2 |
| Jonesville, Alachua | 2 |
| Longwood, Unknown | 2 |
| Long Beach, Orange | 2 |
| Maitland, Palm Beach | 2 |
| Miramar, Unknown | 2 |
| Miami, Martin | 2 |
| North Port, Charlotte | 2 |
| New Port Richey, Hillsborough | 2 |
| Missing, Flagler | 2 |
| Ocean Reef Club, Monroe | 2 |
| Venice, Dade | 2 |
| University Of Central Fl, Broward | 2 |
| Windermere, Hillsborough | 2 |
| Winter Park, Volusia | 2 |
| Winter Park, Collier | 2 |
| Winter Park, Duval | 2 |
| Winter Park, Hillsborough | 2 |
| Sand Lake, Orange | 2 |
| Claysville, Hernando | 2 |
| Dade City, Unknown | 2 |
| Day, Lafayette | 2 |
| Crestview, Walton | 2 |
| Cross Key, Monroe | 2 |
| Green Cove Springs, Duval | 2 |
| Marysville, Dade | 2 |
| Oakland Park, Unknown | 2 |
| Sunrise, Unknown | 2 |
| Tampa, Broward | 2 |
| Seguin, Unknown | 2 |
| St Cloud, Orange | 1 |
| Sarasota, Unknown | 1 |
| San Marcos, Unknown | 1 |
| Pooler, Broward | 1 |
| Port Canaveral, Brevard | 1 |
| Saint Petersburg, Bay | 1 |
| Twentynine Palms, Broward | 1 |
| Surprise, Unknown | 1 |

COVID-19: characteristics of 1,192,456 Florida resident cases

Data through Dec 20, 2020 verified as of Dec 21, 2020 at 09:25 AM

Data in this report are provisional and subject to change.

The table below includes the cities and counties of residence for cases in Florida residents based on the patient's ZIP Code. Note that city is not always received as part of the initial notification and may be missing while the case is being investigated.

| City and county | Cases |
|--------------------------------------|-------|
| Syracuse, Unknown | 1 |
| Vernon, Walton | 1 |
| Unknown, Manatee | 1 |
| Venezuela, Unknown | 1 |
| University Of Central Florida, Duval | 1 |
| Ocoee, Manatee | 1 |
| Okeechobi, Unknown | 1 |
| Orlando, Clay | 1 |
| Orem, Dade | 1 |
| Orlando, Gadsden | 1 |
| Orlando, Walton | 1 |
| Oviedo, Lake | 1 |
| Panomo City, Bay | 1 |
| Pensacola, Dade | 1 |
| Plantation Key, Monroe | 1 |
| Plantation, Leon | 1 |
| Ridgewood, Lee | 1 |
| Roseville, Broward | 1 |
| Winfield, Hillsborough | 1 |
| Winter Garden, Lee | 1 |
| Winter Garden, Unknown | 1 |
| Winter Park, Bay | 1 |
| Whippany, Volusia | 1 |
| Xifamk, Dade | 1 |
| Metter, Manatee | 1 |
| Miami Dade, Unknown | 1 |
| Miamksaohes, Dade | 1 |
| Missing, Lafayette | 1 |
| Monument, Broward | 1 |
| Mokena, Lee | 1 |
| Morrisville, Palm Beach | 1 |
| North Brunswick, St. Lucie | 1 |
| North Lauderdale, Unknown | 1 |
| North Porte, Unknown | 1 |
| Notrealville, Polk | 1 |
| Jupiter Inlet, Palm Beach | 1 |
| Land O Lakes, Unknown | 1 |
| Landolakes, Unknown | 1 |
| Lawton, Okaloosa | 1 |
| Lima, Volusia | 1 |
| Key West, Palm Beach | 1 |
| Kilgore, Dade | 1 |
| Lutz, Unknown | 1 |
| Macclenny, Dixie | 1 |
| Madison, Jefferson | 1 |
| Irmo, Unknown | 1 |
| Island Grove, Alachua | 1 |
| Jacksonville, Baker | 1 |
| Greensboro, Leon | 1 |
| Glen Cove, Unknown | 1 |
| Glen Saint Mary, Duval | 1 |
| Gainesville, Levy | 1 |
| Fleming Island, Duval | 1 |
| Crystal River, Marion | 1 |
| Deerfield Beach, Polk | 1 |
| Defuniak Springs, Okaloosa | 1 |
| Eatonville, Hillsborough | 1 |
| Clearwater, Leon | 1 |
| Crestview, Broward | 1 |

COVID-19: characteristics of 1,192,456 Florida resident cases

Data through Dec 20, 2020 verified as of Dec 21, 2020 at 09:25 AM

Data in this report are provisional and subject to change.

The table below includes the cities and counties of residence for cases in Florida residents based on the patient's ZIP Code. Note that city is not always received as part of the initial notification and may be missing while the case is being investigated.

| City and county | Cases |
|------------------------------------|-------|
| Clarcona, Seminole | 1 |
| Cape San Blas, Gulf | 1 |
| Callahan, Duval | 1 |
| Bradenton, Lee | 1 |
| Bogota, Unknown | 1 |
| Alafaya, Pinellas | 1 |
| Apopka, Leon | 1 |
| Atlanta, Walton | 1 |
| Attalla, Broward | 1 |
| Azalea Park, Lake | 1 |
| Azalea Park, Polk | 1 |
| Saint Petersburg, Duval | 1 |
| St Peterburg, Orange | 1 |
| Stiamk, Dade | 1 |
| Scottsdale, Brevard | 1 |
| Tavares, Unknown | 1 |
| Temple, Palm Beach | 1 |
| Surfside Beach, Orange | 1 |
| Sun City Center, Lee | 1 |
| Pompano Beach, Dade | 1 |
| Pompano Beach, Osceola | 1 |
| Pine Hills, Polk | 1 |
| Port Saint Lucie, Marion | 1 |
| Port St Luice, Unknown | 1 |
| Port St. Lucie, St. Lucie | 1 |
| Rivera Beach, Unknown | 1 |
| Port Charlotte, Lee | 1 |
| Port Richey, Unknown | 1 |
| Roswell, Bay | 1 |
| Ruskin, Manatee | 1 |
| Winter Park, Manatee | 1 |
| Winter Park, Palm Beach | 1 |
| Winter Park, Pinellas | 1 |
| Weston, Unknown | 1 |
| Wildwood, Lee | 1 |
| West Palm Beach, Unknown | 1 |
| Winter Springs, Orange | 1 |
| Youngstown, Washington | 1 |
| Zellwood, Brevard | 1 |
| Zellwood, Osceola | 1 |
| Winnetka, Dade | 1 |
| Unknown, Duval | 1 |
| West Hollywood, Broward | 1 |
| Okeechobee, Highlands | 1 |
| Pensacola Naval Hospital, Escambia | 1 |
| Painted Post, Pasco | 1 |
| Palatka, Marion | 1 |
| Newaygo, Charlotte | 1 |
| Na, Dade | 1 |
| Naples, Leon | 1 |
| Milford, Bay | 1 |
| Missing, Desoto | 1 |
| Los Angeles, Orange | 1 |
| Littleton, St. Johns | 1 |
| Mattoon, Lee | 1 |
| Marianna, Washington | 1 |
| Mary Esther, Hillsborough | 1 |
| Lake Worth, Unknown | 1 |
| Land, Unknown | 1 |

COVID-19: characteristics of 1,192,456 Florida resident cases

Data through Dec 20, 2020 verified as of Dec 21, 2020 at 09:25 AM

Data in this report are provisional and subject to change.

The table below includes the cities and counties of residence for cases in Florida residents based on the patient's ZIP Code. Note that city is not always received as part of the initial notification and may be missing while the case is being investigated.

| City and county | Cases |
|----------------------------|-------|
| Lecanto, Palm Beach | 1 |
| Lake In The Hills, Broward | 1 |
| Jupiter, Pinellas | 1 |
| Kansas City, Palm Beach | 1 |
| Boys Ranch, Suwannee | 1 |
| Celebration, Orange | 1 |
| Coal City, Pasco | 1 |
| Delray Beach, Broward | 1 |
| Alys Beach, Walton | 1 |
| Apo, Collier | 1 |
| Addison, Pasco | 1 |
| Alafaya, Dade | 1 |
| Arabi, Orange | 1 |
| At Large, Broward | 1 |
| Austin, Dade | 1 |
| Azalea Park, Broward | 1 |
| Barnesville, Pinellas | 1 |
| Belle Isle, Seminole | 1 |
| Apopka, Alachua | 1 |
| Apopka, Citrus | 1 |
| Big Torch Key, Monroe | 1 |
| Black, Holmes | 1 |
| Boca Raton, Lee | 1 |
| Bonifay, Unknown | 1 |
| Crescent City, Marion | 1 |
| Crestview, Unknown | 1 |
| Fort Worth, Broward | 1 |
| Franklin, Orange | 1 |
| Gainesville, Santa Rosa | 1 |
| Fort Lauderdale, Lee | 1 |
| Fort Pierce, Brevard | 1 |
| High Springs, Columbia | 1 |
| Gwynn Oak, Polk | 1 |
| Indianapolis, Lee | 1 |
| Jena, Taylor | 1 |
| Monroe, Hillsborough | 1 |
| Oldsrav, Manatee | 1 |
| North Laud, Unknown | 1 |
| Ocala, Citrus | 1 |
| Pembroke Pines, Dade | 1 |
| Pensacola, Sumter | 1 |
| Perth Amboy, Hillsborough | 1 |
| Paducah, Manatee | 1 |
| Longwood, Broward | 1 |
| Lucedale, St. Lucie | 1 |
| Middletown, Osceola | 1 |
| Macclenny, Duval | 1 |
| Mayaguez, Dade | 1 |
| Interlachen, Duval | 1 |
| Hosford, Calhoun | 1 |
| Hialeahgardens, Dade | 1 |
| Bronson, Alachua | 1 |
| Brooker, Alachua | 1 |
| Bonita, Lee | 1 |
| Brandon, Pinellas | 1 |
| Baker, Santa Rosa | 1 |
| Alva, Escambia | 1 |
| Arcadia, Highlands | 1 |
| Armstrong, St. Johns | 1 |

COVID-19: characteristics of 1,192,456 Florida resident cases

Data through Dec 20, 2020 verified as of Dec 21, 2020 at 09:25 AM

Data in this report are provisional and subject to change.

The table below includes the cities and counties of residence for cases in Florida residents based on the patient's ZIP Code. Note that city is not always received as part of the initial notification and may be missing while the case is being investigated.

| City and county | Cases |
|--------------------------------|-------|
| Atl, Brevard | 1 |
| Belmont, Santa Rosa | 1 |
| Blountstown, Broward | 1 |
| Belle Isle, Duval | 1 |
| Cincinnati, Dade | 1 |
| Champions Gate, Osceola | 1 |
| Dfafs, Okaloosa | 1 |
| Davie, Unknown | 1 |
| Dayton, Orange | 1 |
| Gibsonton, Unknown | 1 |
| Greenbrier, Bay | 1 |
| Edgewood, Broward | 1 |
| Floral, Okaloosa | 1 |
| Wtixrat, Dade | 1 |
| Westlake Village, Unknown | 1 |
| Windermere, Volusia | 1 |
| Watersound, Bay | 1 |
| Unk, Duval | 1 |
| Venice, Broward | 1 |
| Ventura, Orange | 1 |
| Trenton, Dixie | 1 |
| Unknown, Unknown | 1 |
| Toms River, Lee | 1 |
| Tourist, Dade | 1 |
| Sharpes, Brevard | 1 |
| Sorrento, Orange | 1 |
| Summerfield, Unknown | 1 |
| Sunrtise, Dade | 1 |
| Tallahassee, Madison | 1 |
| Powell, Lee | 1 |
| Puerto Rico, Unknown | 1 |
| Randolph, Orange | 1 |
| Sanford, Orange | 1 |
| Saint Petersburg, Charlotte | 1 |
| Saint Lucie Village, St. Lucie | 1 |
| Saint Petersburg, Palm Beach | 1 |
| San Antonio, Orange | 1 |
| Shirley, Flagler | 1 |
| Seminole, Leon | 1 |
| Piasa, Putnam | 1 |
| Russellville, Bay | 1 |
| Saint Joseph, Volusia | 1 |
| Other, Dade | 1 |
| Pass-A-Grille Beach, Pinellas | 1 |
| Pembroke Lakes, Broward | 1 |
| Port Saint Lucie, Palm Beach | 1 |
| Prattville, Hillsborough | 1 |
| Prestonsburg, Bay | 1 |
| Quincy, Jackson | 1 |
| Rapid City, Broward | 1 |
| Red Bay, Holmes | 1 |
| Waipahu, Santa Rosa | 1 |
| Ward, Polk | 1 |
| Wellborn, Columbia | 1 |
| West Yarmouth, St. Lucie | 1 |
| Woodbine, Nassau | 1 |
| Winter Garden, Duval | 1 |
| Winter Garden, Marion | 1 |
| Winter Park, Citrus | 1 |

COVID-19: characteristics of 1,192,456 Florida resident cases

Data through Dec 20, 2020 verified as of Dec 21, 2020 at 09:25 AM

Data in this report are provisional and subject to change.

The table below includes the cities and counties of residence for cases in Florida residents based on the patient's ZIP Code. Note that city is not always received as part of the initial notification and may be missing while the case is being investigated.

| City and county | Cases |
|------------------------------------|-------|
| Winter Park, Hendry | 1 |
| Suitland, Volusia | 1 |
| Venetian Islands, Dade | 1 |
| Syracuse, Polk | 1 |
| Tallahassee, Dade | 1 |
| Tamarac, Dade | 1 |
| Tampa, Unknown | 1 |
| Tarpon Springs, Unknown | 1 |
| Tavares, Orange | 1 |
| Town Of Nocatee, St. Johns | 1 |
| University Of Central Fl, Pinellas | 1 |
| Unkn, Duval | 1 |
| Carmel, Orange | 1 |
| Caracas, Dade | 1 |
| Brandon, Unknown | 1 |
| Brooklyn, Dade | 1 |
| Brooklyn, Lee | 1 |
| Dallas, Hernando | 1 |
| Coconut Ck, Unknown | 1 |
| Chicago, Unknown | 1 |
| Apopka, Brevard | 1 |
| Apopka, Clay | 1 |
| Apopka, Polk | 1 |
| Asheville, Highlands | 1 |
| Astoria, Broward | 1 |
| Bartow, Hardee | 1 |
| Boca Raton, Broward | 1 |
| Belle Isle, Osceola | 1 |
| Bel Air, Collier | 1 |
| Alachua, Duval | 1 |
| Alpharetta, Broward | 1 |
| Fort Lauderdale, Leon | 1 |
| Fort White, Clay | 1 |
| Far Rockaway, Dade | 1 |
| Fisher Island, Unknown | 1 |
| Doral, Unknown | 1 |
| Downingtown, Hillsborough | 1 |
| Deer Park, Dade | 1 |
| Deerfield Beach, Unknown | 1 |
| Deland, Seminole | 1 |
| Greensburg, Palm Beach | 1 |
| Hiawassee, Osceola | 1 |
| Hernando, Marion | 1 |
| Hialeah, Collier | 1 |
| Garden City, Alachua | 1 |
| Gaylord, Orange | 1 |
| Gurabo, Osceola | 1 |
| Haines Creek, Lake | 1 |
| Hallandale, Unknown | 1 |
| North Palm Beach, Orange | 1 |
| Northport, Sarasota | 1 |
| Oakland, Lee | 1 |
| Orlando, Putnam | 1 |
| Orlo Vista, Orange | 1 |
| Mckinney, Broward | 1 |
| Miamc, Dade | 1 |
| Milford, Lee | 1 |
| Micanopy, Marion | 1 |
| Monroe Township, Palm Beach | 1 |

COVID-19: characteristics of 1,192,456 Florida resident cases

Data through Dec 20, 2020 verified as of Dec 21, 2020 at 09:25 AM

Data in this report are provisional and subject to change.

The table below includes the cities and counties of residence for cases in Florida residents based on the patient's ZIP Code. Note that city is not always received as part of the initial notification and may be missing while the case is being investigated.

| City and county | Cases |
|---------------------------------------|-------|
| Moore Haven, Okeechobee | 1 |
| Morrisville, Unknown | 1 |
| Indian Rocks Beach, Duval | 1 |
| Hoclywsod, Dade | 1 |
| Homeless, Hillsborough | 1 |
| Homeless, Monroe | 1 |
| Inwood, Broward | 1 |
| Irvine, Marion | 1 |
| Jefferson, Dade | 1 |
| Jonesboro, Leon | 1 |
| Jupiter, Dade | 1 |
| Jupiter, St. Lucie | 1 |
| Kenilworth, Leon | 1 |
| Lake Butler, Alachua | 1 |
| Lakeland, Unknown | 1 |
| Ldhl, Broward | 1 |
| Las Vegas, Palm Beach | 1 |
| Key West, Duval | 1 |
| Kingsland, Nassau | 1 |
| Knoxville, Bay | 1 |
| Ocoee, Lee | 1 |
| Ocoee, Volusia | 1 |
| Okeechobee, St. Lucie | 1 |
| Opalocka, Dade | 1 |
| Orlando, Hendry | 1 |
| Orlando, Levy | 1 |
| Palm Springs North, Dade | 1 |
| Palm Coast, Duval | 1 |
| Soldotna, Broward | 1 |
| Saint Cloud, Lee | 1 |
| Saint Johns, Orange | 1 |
| San Antonio, Sarasota | 1 |
| San Antonio, Unknown | 1 |
| Sanford, Volusia | 1 |
| Pineland, Lee | 1 |
| Perry, Leon | 1 |
| Provincetown, Collier | 1 |
| Wesley Chapel, Alachua | 1 |
| University Of Central Florida, Monroe | 1 |
| Weston, Dade | 1 |
| Wheaton, Lee | 1 |
| Tampa Palms, Hillsborough | 1 |
| Tangerine, Seminole | 1 |
| Tewksbury, Orange | 1 |
| Steinhatchee, Madison | 1 |
| South Burlington, Orange | 1 |
| Magnolia Square, Osceola | 1 |
| Maitland, Alachua | 1 |
| Lemoyne, Manatee | 1 |
| Melrose, Alachua | 1 |
| Miamf, Dade | 1 |
| Miami G, Dade | 1 |
| Miami, Collier | 1 |
| Marianna, Calhoun | 1 |
| Oakland, Lake | 1 |
| Oakland, Leon | 1 |
| Naples, Orange | 1 |
| New Richmond, Volusia | 1 |
| Lawrence Township, Palm Beach | 1 |

COVID-19: characteristics of 1,192,456 Florida resident cases

Data through Dec 20, 2020 verified as of Dec 21, 2020 at 09:25 AM

Data in this report are provisional and subject to change.

The table below includes the cities and counties of residence for cases in Florida residents based on the patient's ZIP Code. Note that city is not always received as part of the initial notification and may be missing while the case is being investigated.

| City and county | Cases |
|-------------------------|-------|
| Las Vegas, Orange | 1 |
| Lake Placid, Alachua | 1 |
| Kingsland, Duval | 1 |
| Kissimmee, Brevard | 1 |
| Gotha, Leon | 1 |
| Gilmer, Dade | 1 |
| Holt, Santa Rosa | 1 |
| Haverford, Hillsborough | 1 |
| Estero, Collier | 1 |
| Fanning Springs, Levy | 1 |
| Cumberland, Palm Beach | 1 |
| Dade City, Hillsborough | 1 |
| Crestview, Holmes | 1 |
| Columbus, Brevard | 1 |
| Cookeville, Seminole | 1 |
| Dallas, Lee | 1 |
| De Leon Springs, Putnam | 1 |
| Deland, Lake | 1 |
| Deland, Polk | 1 |
| Doctors Inlet, Clay | 1 |
| Clear Brook, Lee | 1 |
| Clermont, Orange | 1 |
| Boca Raton, Unknown | 1 |
| Bohealia, Lee | 1 |
| Blowing Rock, Polk | 1 |
| Carol Stream, Orange | 1 |
| Charlotte, Pasco | 1 |
| Apopka, St. Lucie | 1 |
| Belle Isle, Polk | 1 |
| Apopka, Manatee | 1 |
| 99, Unknown | 1 |
| Alanson, Bay | 1 |
| Aollywoss, Dade | 1 |
| Gotha, Palm Beach | 1 |
| Fort Myers, Unknown | 1 |
| Fort Pierce, Unknown | 1 |
| Edgewood, Osceola | 1 |
| Eatonville, Osceola | 1 |
| Homeless, Polk | 1 |
| Homosassa, Hernando | 1 |
| Harrison, Pinellas | 1 |
| Granada Hills, Broward | 1 |
| Hailandale, Unknown | 1 |
| Hialeah, Bay | 1 |
| Anaheim, Unknown | 1 |
| Alafaya, Palm Beach | 1 |
| Athens, Duval | 1 |
| Bogota, Orange | 1 |
| Bronx, Palm Beach | 1 |
| Blountstown, Jackson | 1 |
| Belle Isle, Dade | 1 |
| Cypress, Leon | 1 |
| Deland, St. Lucie | 1 |
| Deltona, Orange | 1 |
| Clermont, Osceola | 1 |
| Clewiston, Glades | 1 |
| Cartersville, Unknown | 1 |
| Lewisburg, Pasco | 1 |
| Jerusalem, St. Johns | 1 |

COVID-19: characteristics of 1,192,456 Florida resident cases

Data through Dec 20, 2020 verified as of Dec 21, 2020 at 09:25 AM

Data in this report are provisional and subject to change.

The table below includes the cities and counties of residence for cases in Florida residents based on the patient's ZIP Code. Note that city is not always received as part of the initial notification and may be missing while the case is being investigated.

| City and county | Cases |
|--------------------------------|-------|
| La Grange, Dade | 1 |
| Lake City, Hamilton | 1 |
| Maitland, Dade | 1 |
| Marshall, Dade | 1 |
| Louisville, Manatee | 1 |
| Los Angeles Ca, Unknown | 1 |
| Littleton, Dade | 1 |
| Navarre, Okaloosa | 1 |
| Newark, Broward | 1 |
| Newburgh, Bay | 1 |
| Okeechobee, Glades | 1 |
| Oooooo, Unknown | 1 |
| North Pole, Seminole | 1 |
| North Port, Lee | 1 |
| Miami, Hillsborough | 1 |
| Middlesburg, Duval | 1 |
| Mount Pleasant, Gadsden | 1 |
| Missing, Hardee | 1 |
| Missing, Jackson | 1 |
| Port Everglades, Broward | 1 |
| Rye, Duval | 1 |
| Rex, Duval | 1 |
| Orlando, Washington | 1 |
| Orem, Broward | 1 |
| Peoria, Unknown | 1 |
| Pacifica, Dade | 1 |
| Palm Coast, Polk | 1 |
| Palm Coast, Volusia | 1 |
| Parker, Dade | 1 |
| Washington, Unknown | 1 |
| Wekiva Springs, Seminole | 1 |
| Tulsa, Orange | 1 |
| University Of Central Fl, Clay | 1 |
| Tallahassee, Duval | 1 |
| Tampa, Palm Beach | 1 |
| Sun City Center, Hardee | 1 |
| Spring Hill , Hernando | 1 |
| Starke, Clay | 1 |
| Stone Mountain, Palm Beach | 1 |
| Saint Johns, Unknown | 1 |
| Saint Petersburg, Hillsborough | 1 |
| Saint Petersburg, St. Lucie | 1 |
| Seybold, Dade | 1 |
| Saxis, Lee | 1 |
| Sebring, Lee | 1 |
| Winter Garden, Pinellas | 1 |
| Winter Park, Calhoun | 1 |
| Winter Park, Indian River | 1 |
| Winter Park, Lee | 1 |
| Windermere, Pasco | 1 |
| West Villages, Sarasota | 1 |
| Wichita, Volusia | 1 |
| Windermere, Broward | 1 |
| Zolfo Springs, Polk | 1 |
| Woodland Hills, Brevard | 1 |
| Pine Hills, Broward | 1 |
| Port Saint Lucie, Indian River | 1 |
| Pompano Beach, Alachua | 1 |
| Orem, Sarasota | 1 |

COVID-19: characteristics of 1,192,456 Florida resident cases

Data through Dec 20, 2020 verified as of Dec 21, 2020 at 09:25 AM

Data in this report are provisional and subject to change.

The table below includes the cities and counties of residence for cases in Florida residents based on the patient's ZIP Code. Note that city is not always received as part of the initial notification and may be missing while the case is being investigated.

| City and county | Cases |
|---|-------|
| Palm City, Unknown | 1 |
| Oviedo, Leon | 1 |
| Porter Ranch, Dade | 1 |
| Raiford, Bradford | 1 |
| Republic, Monroe | 1 |
| Riverview, Manatee | 1 |
| Steinhatchee, Alachua | 1 |
| Saint Teresa, Wakulla | 1 |
| San Diego, Unknown | 1 |
| Russellville, Hillsborough | 1 |
| Saint Augustine, Okaloosa | 1 |
| Tampa, Manatee | 1 |
| University Of Central Fl, Pasco | 1 |
| Vero Beach, Brevard | 1 |
| Village Of Palm Springs, Palm Beach | 1 |
| Webster, Pasco | 1 |
| Westerville, Hillsborough | 1 |
| Winderemere, Orange | 1 |
| Windermere, Dade | 1 |
| Winston Salem, Unknown | 1 |
| Wilbur By The Sea, Volusia | 1 |
| Willowbrook, Lee | 1 |
| University Of Central Florida, Hillsborough | 1 |
| Wellington, Unknown | 1 |
| Chipley, Holmes | 1 |
| Chipley, Jackson | 1 |
| Colorado Springs, Unknown | 1 |
| Conifer, Lee | 1 |
| Coco River, Collier | 1 |
| Bryn Mawr, Palm Beach | 1 |
| Camden Wyoming, Duval | 1 |
| Chattanooga, Dade | 1 |
| Alva, Collier | 1 |
| 333, Unknown | 1 |
| Alafaya, Volusia | 1 |
| Allentown, Putnam | 1 |
| Amelia Village, Nassau | 1 |
| Apple Creek, Citrus | 1 |
| Azalea Park, Osceola | 1 |
| Fortlauderdale, Unknown | 1 |
| Ft Pierce, Unknown | 1 |
| Garland, Orange | 1 |
| Fort Denaud, Glades | 1 |
| Everett, Dade | 1 |
| Fl State Lot, Leon | 1 |
| El Paso, Unknown | 1 |
| Eatonville, Seminole | 1 |
| Destin, Unknown | 1 |
| Jeffersonville, Broward | 1 |
| Homeless, Dade | 1 |
| Hickory, Lee | 1 |
| Highland Park, Polk | 1 |
| Hallandate Ben, Unknown | 1 |
| Lake Mary, Lake | 1 |
| Lake Worth, Broward | 1 |
| Lauderdale Hill, Unknown | 1 |
| Live Oak, Columbia | 1 |
| Ocala, Unknown | 1 |
| Old Town, Gilchrist | 1 |

COVID-19: characteristics of 1,192,456 Florida resident cases

Data through Dec 20, 2020 verified as of Dec 21, 2020 at 09:25 AM

Data in this report are provisional and subject to change.

The table below includes the cities and counties of residence for cases in Florida residents based on the patient's ZIP Code. Note that city is not always received as part of the initial notification and may be missing while the case is being investigated.

| City and county | Cases |
|--|-------|
| Ocoee, Hillsborough | 1 |
| N/A, Duval | 1 |
| Naples, Alachua | 1 |
| Longwood, Orange | 1 |
| Los Angeles, Broward | 1 |
| Miamii, Dade | 1 |
| Miamt, Dade | 1 |
| Mid Florida, Seminole | 1 |
| Middleburg, Duval | 1 |
| Lakewood, Unknown | 1 |
| Los Angeles, Polk | 1 |
| Maitland, Unknown | 1 |
| Melbourne, Orange | 1 |
| Miami Beach, Palm Beach | 1 |
| Miami Granders, Dade | 1 |
| Minneapolis, Broward | 1 |
| Missing, Charlotte | 1 |
| Myakka, Duval | 1 |
| Naples, Broward | 1 |
| Naugatuck, Lee | 1 |
| New Vernon, Sarasota | 1 |
| New York, Broward | 1 |
| Oakland, Broward | 1 |
| Oakland, Manatee | 1 |
| Opa Locka, Unknown | 1 |
| Ocoee, Polk | 1 |
| Pensacola, Santa Rosa | 1 |
| Plant City, Pinellas | 1 |
| Plantation, Unknown | 1 |
| Ponce, Orange | 1 |
| Port Charlotte Fl, Unknown | 1 |
| Fdsf, Unknown | 1 |
| Fwb, Unknown | 1 |
| Gastonia, Polk | 1 |
| Knoxville, Duval | 1 |
| Green, Clay | 1 |
| Gulf Shores, Escambia | 1 |
| Havanna, Gadsden | 1 |
| Hialeah Lakes, Dade | 1 |
| Hilliard, Dade | 1 |
| Hollywood, Leon | 1 |
| Holt, Unknown | 1 |
| Humble, Broward | 1 |
| Bryn Mawr, Collier | 1 |
| Apopka, Palm Beach | 1 |
| Aspen, Palm Beach | 1 |
| Atlanta, Broward | 1 |
| Azalea Park, Sarasota | 1 |
| Bartow, Unknown | 1 |
| Boca Rotan, Unknown | 1 |
| Clermont, Unknown | 1 |
| Duke Field Air Force Station, Okaloosa | 1 |
| Deltona , Volusia | 1 |
| Columbia, Orange | 1 |
| Coral Springs, Unknown | 1 |
| Cornelius, Leon | 1 |
| Crestview, Dade | 1 |
| Dade City, Polk | 1 |
| Dania, Unknown | 1 |

COVID-19: characteristics of 1,192,456 Florida resident cases

Data through Dec 20, 2020 verified as of Dec 21, 2020 at 09:25 AM

Data in this report are provisional and subject to change.

The table below includes the cities and counties of residence for cases in Florida residents based on the patient's ZIP Code. Note that city is not always received as part of the initial notification and may be missing while the case is being investigated.

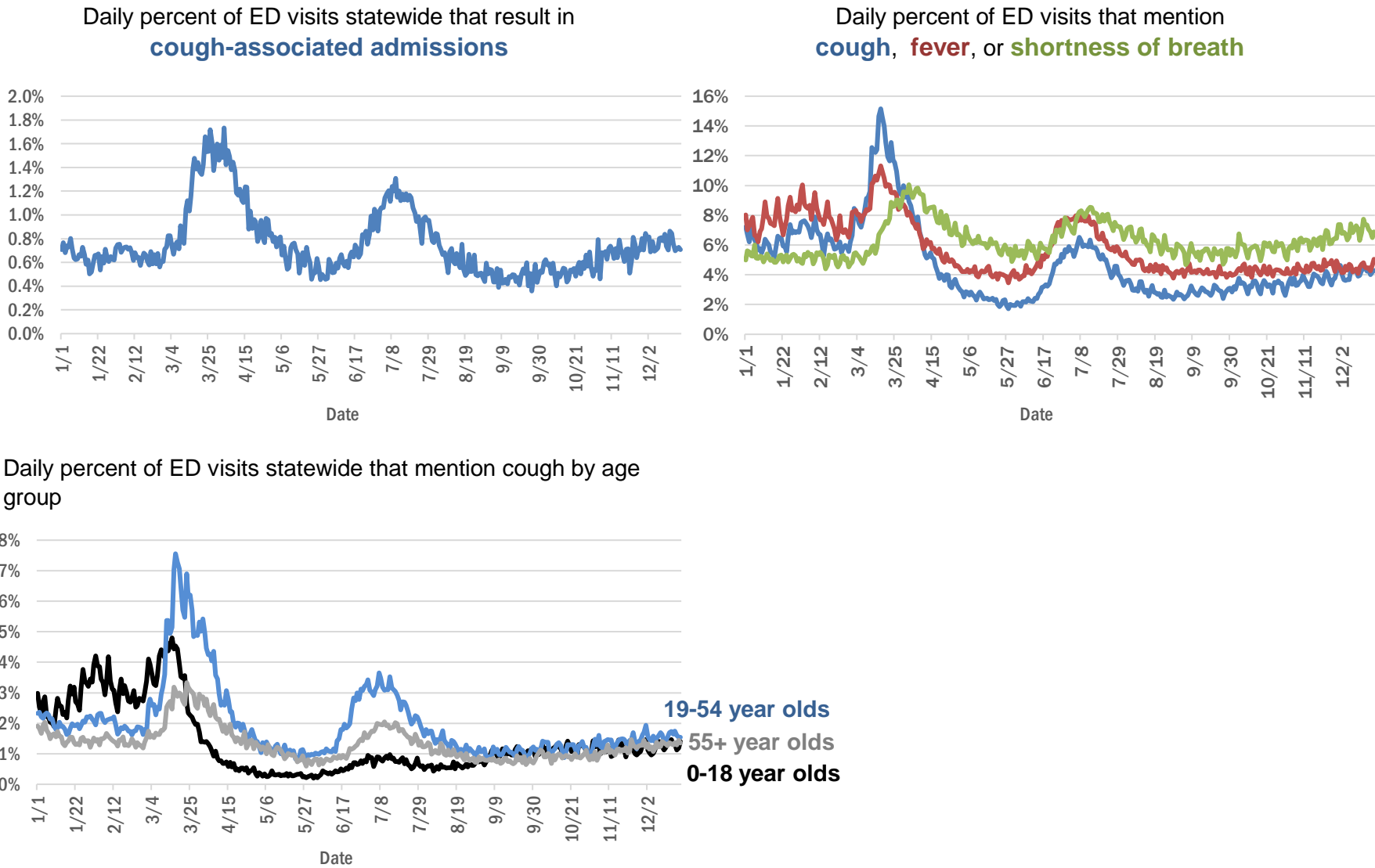
| City and county | Cases |
|-------------------------------------|-----------|
| Darien, Pasco | 1 |
| South Otselic, Dade | 1 |
| Saint Petersburg, Dade | 1 |
| San Juan, Osceola | 1 |
| San Pedro Sula, Dade | 1 |
| Richmond Heights, Dade | 1 |
| Rochester, Lee | 1 |
| Rosemary Beach, Bay | 1 |
| University Of Central Fl, St. Johns | 1 |
| University Of Central Florida, Dade | 1 |
| Tinley Park, Lee | 1 |
| Sumatra, Liberty | 1 |
| Springhill, Unknown | 1 |
| Telluride, Lee | 1 |
| Winter Garden, Sumter | 1 |
| Wayne, Dade | 1 |
| West Simsbury, Collier | 1 |
| Wimauma, Manatee | 1 |
| Windermere, Lee | 1 |
| Unknown, Orange | 1 |
| Total | 1,192,456 |

COVID-19: additional surveillance information

Data through Dec 20, 2020 verified as of Dec 21, 2020 at 09:25 AM

Data in this report are provisional and subject to change.

Statewide emergency department (ED) chief complaint and admission data



The Electronic Surveillance System for the Early Notification of Community-Based Epidemics (ESSENCE-FL) includes chief complaint data from 211 of 211 Florida EDs. Data are transmitted electronically to ESSENCE-FL daily or hourly.

COVID-19: testing by laboratory

Data through Dec 20, 2020 verified as of Dec 21, 2020 at 09:25 AM

Data in this report are provisional and subject to change.

The numbers in the table below represent the number of Florida and non-Florida residents for whom test results were received by the Department of Health. A person can be tested by more than one laboratory and can have both positive and negative results. **Therefore, the sum of the numbers in each column will be larger than the total number of people tested.**

| Reporting lab | Inconclusive | Negative | Positive | Percent positive | Total |
|---|--------------|-----------|----------|------------------|-----------|
| LABORATORY CORPORATION OF AMERICA | 2,097 | 1,316,921 | 166,020 | 11% | 1,485,038 |
| QUEST DIAGNOSTICS | 9,716 | 1,172,127 | 163,910 | 12% | 1,345,753 |
| CURATIVE LABS | 8,824 | 893,372 | 112,441 | 11% | 1,014,637 |
| BIO REFERENCE LABORATORIES, INC | 7,257 | 764,006 | 139,404 | 15% | 910,667 |
| GENETWORX | 661 | 390,605 | 32,932 | 8% | 424,198 |
| REALTOX LABS LLC | 3,915 | 352,570 | 56,346 | 14% | 412,831 |
| HELIX | 3,827 | 317,563 | 46,951 | 13% | 368,341 |
| EAST FLORIDA STATE COLLEGE - BREVARD | | 212,890 | 26,987 | 11% | 239,877 |
| RCA LABORATORY SERVICES, LLC | | 209,081 | 15,919 | 7% | 225,000 |
| NOMI HEALTH LAB SERVICES | | 172,659 | 19,517 | 10% | 192,176 |
| IMPACT HEALTH BIOMETRIC TESTING, INC | 901 | 161,997 | 16,770 | 9% | 179,668 |
| ELABNETWORK | 1,058 | 132,873 | 11,051 | 8% | 144,982 |
| MAKO GENOMICS | 5,967 | 117,051 | 19,521 | 14% | 142,539 |
| BPHL-JACKSONVILLE | 18 | 122,487 | 19,672 | 14% | 142,177 |
| REAL DIAGNOSTICS | 760 | 118,186 | 14,973 | 11% | 133,919 |
| NORTHWEST LABORATORY | 246 | 120,960 | 6,469 | 5% | 127,675 |
| MAYO CLINIC LABORATORIES | 287 | 112,930 | 12,470 | 10% | 125,687 |
| CDR MAGUIRE - HEALTH CARE CENTER | | 106,707 | 14,391 | 12% | 121,098 |
| ADVENTHEALTH LAB | 99 | 108,488 | 11,267 | 9% | 119,854 |
| ADVENT HEALTH LAB | 112 | 101,260 | 13,957 | 12% | 115,329 |
| BAYCARE LABORATORIES LLC | 475 | 104,636 | 8,979 | 8% | 114,090 |
| MEDICAL DIAGNOSTIC LABORATORIES | 968 | 97,867 | 14,032 | 12% | 112,867 |
| BPHL-MIAMI | 225 | 92,635 | 14,979 | 14% | 107,839 |
| BIOCOLLECTIONS WORLDWIDE, INC | 628 | 94,233 | 11,967 | 11% | 106,828 |
| MEMORIAL REGIONAL HOSPITAL SOUTH | 22 | 89,170 | 17,605 | 16% | 106,797 |
| ASCENSION SACRED HEART HOSPITAL - PENSACOLA | 2 | 90,685 | 12,223 | 12% | 102,910 |
| ORLANDO HEALTH SYSTEM | 601 | 88,891 | 8,600 | 9% | 98,092 |
| KORVALABS, INC | 1,281 | 90,784 | 4,651 | 5% | 96,716 |
| FULGENT DIAGNOSTICS LABORATORY | 1,491 | 81,475 | 7,616 | 8% | 90,582 |
| BPHL-TAMPA (SPECTRUM BLVD) | 45 | 67,979 | 11,707 | 15% | 79,731 |
| SUNPATH MEDICAL DIAGNOSTICS LABORATORY | 715 | 68,924 | 10,032 | 13% | 79,671 |
| TAMPA GENERAL HOSPITAL | 4 | 72,895 | 6,034 | 8% | 78,933 |
| UF HEALTH MEDICAL LAB | 33 | 71,461 | 6,067 | 8% | 77,561 |
| DIATHERIX LABORATORIES | | 65,820 | 9,328 | 12% | 75,148 |
| TESTING MATTERS INC | 84 | 63,597 | 8,497 | 12% | 72,178 |
| AKESOGEN | | 58,805 | 9,714 | 14% | 68,519 |
| BAPTIST HEALTH SOUTH FLORIDA | 241 | 54,468 | 8,417 | 13% | 63,126 |
| ASCENSION ST VINCENT'S - RIVERSIDE | 1 | 52,540 | 6,294 | 11% | 58,835 |
| NOMI_HEALTH | | 51,096 | 6,506 | 11% | 57,602 |
| JACKSON MEMORIAL HOSPITAL CLINICAL LAB | 79 | 47,576 | 8,913 | 16% | 56,568 |
| PWNHEALTH | 83 | 50,206 | 3,959 | 7% | 54,248 |
| LAKELAND REGIONAL MEDICAL CENTER | 120 | 47,429 | 5,336 | 10% | 52,885 |
| ARUP LABORATORIES | 16 | 49,964 | 2,904 | 5% | 52,884 |
| UF HEALTH SHANDS HOSPITAL | 313 | 48,573 | 3,027 | 6% | 51,913 |
| AMERICAN HEALTH ASSOCIATES | 9 | 46,993 | 3,498 | 7% | 50,500 |
| AIT LABORATORIES | | 42,181 | 4,855 | 10% | 47,036 |
| SOUTH MIAMI HOSPITAL LAB | 193 | 39,285 | 5,164 | 12% | 44,642 |

COVID-19: testing by laboratory

Data through Dec 20, 2020 verified as of Dec 21, 2020 at 09:25 AM

Data in this report are provisional and subject to change.

The numbers in the table below represent the number of Florida and non-Florida residents for whom test results were received by the Department of Health. A person can be tested by more than one laboratory and can have both positive and negative results. **Therefore, the sum of the numbers in each column will be larger than the total number of people tested.**

| Reporting lab | Inconclusive | Negative | Positive | Percent positive | Total |
|--|--------------|----------|----------|------------------|---------------|
| VIRACOR EUROFINs | | 34,925 | 9,713 | 22% | 44,638 |
| APPLIED INGENUITY DIAGNOSTICS LLC | | 37,942 | 1,676 | 4% | 39,618 |
| BAPTIST HEALTH - JACKSONVILLE | 4 | 35,581 | 2,451 | 6% | 38,036 |
| TALLAHASSEE MEMORIAL HOSPITAL | 159 | 33,816 | 3,813 | 10% | 37,788 |
| ORANGE COUNTY CONVENTION CENTER | | 33,330 | 3,655 | 10% | 36,985 |
| MIAMI DADE COUNTY☐ | | 32,093 | 3,527 | 10% | 35,620 |
| WALGREENS | 30 | 28,101 | 5,116 | 15% | 33,247 |
| INGENIOUS PERSONALIZED MEDICINE | 135 | 27,690 | 5,283 | 16% | 33,108 |
| LEE HEALTH - CAPE CORAL HOSPITAL | 3 | 27,833 | 4,476 | 14% | 32,312 |
| BROWARD GENERAL MEDICAL CENTER-CLINICAL LAB | 2 | 28,715 | 2,911 | 9% | 31,628 |
| SARASOTA MEMORIAL HOSPITAL MAIN LAB | 12 | 28,949 | 2,260 | 7% | 31,221 |
| MILLENNIUM PHYSICIAN GROUP | 17 | 25,908 | 4,446 | 15% | 30,371 |
| UNIVERSITY OF MIAMI HOSPITAL | 32 | 26,974 | 2,851 | 10% | 29,857 |
| NICKLAUS CHILDREN'S HOSPITAL | 55 | 25,311 | 3,600 | 12% | 28,966 |
| FLORIDA HOSPITAL - TAMPA | 37 | 26,496 | 2,154 | 8% | 28,687 |
| UF HEALTH JACKSONVILLE | 42 | 25,960 | 2,454 | 9% | 28,456 |
| ECCO LAB GROUP CO | 401 | 23,336 | 3,887 | 14% | 27,624 |
| GENESIS REFERENCE LABORATORIES | | 21,727 | 2,056 | 9% | 23,783 |
| NORTH FLORIDA REGIONAL MEDICAL CENTER | | 20,949 | 2,184 | 9% | 23,133 |
| ST JOSEPHS HOSPITAL LABORATORY | 19 | 20,450 | 2,639 | 11% | 23,108 |
| MOUNT SINAI MEDICAL CENTER | 7 | 20,960 | 2,044 | 9% | 23,011 |
| BRANDON REGIONAL HOSPITAL | | 19,796 | 2,365 | 11% | 22,161 |
| JUPITER MEDICAL CENTER LAB | 57 | 19,974 | 1,763 | 8% | 21,794 |
| PALMETTO GENERAL HOSPITAL LAB | 3 | 17,690 | 3,688 | 17% | 21,381 |
| STATLAB_MOBILE | 1 | 19,242 | 1,983 | 9% | 21,226 |
| ACCESS DX LABORATORY | 198 | 19,037 | 1,911 | 9% | 21,146 |
| JFK MEDICAL CENTER LAB | 1 | 18,297 | 2,284 | 11% | 20,582 |
| ADVENT HEALTH - DAYTONA BEACH | 32 | 18,887 | 1,444 | 7% | 20,363 |
| NAPLES COMMUNITY HOSPITAL | 62 | 17,766 | 1,808 | 9% | 19,636 |
| ADVENTIST HEALTH SYSTEMS SUNBELT INC DBA | | 18,506 | 1,053 | 5% | 19,559 |
| LAB DIAGNOSTICS LLC | 378 | 13,379 | 5,179 | 27% | 18,936 |
| INTEGRATED REGIONAL LABORATORIES LLP | | 16,064 | 2,385 | 13% | 18,449 |
| PANCARE OF FLORIDA INC | | 16,216 | 1,667 | 9% | 17,883 |
| HEALTH CENTER AT SINAI RESIDENCES | | 16,942 | 506 | 3% | 17,448 |
| PATIENTS FIRST LAKE ELLA MEDICAL CENTER PA | | 14,645 | 2,609 | 15% | 17,254 |
| AVENTUS BIO LABS | 16 | 15,167 | 2,032 | 12% | 17,215 |
| BIOCERNA LABS | 461 | 14,582 | 2,112 | 12% | 17,155 |
| DRS CLACK SPENCER WHITE & MCCORMACK PA D/B/A | | 15,515 | 1,536 | 9% | 17,051 |
| MORTON PLANT HOSPITAL-ADLER INSTITUTE | 11 | 15,219 | 1,508 | 9% | 16,738 |
| SAINT MARY'S MEDICAL CENTER | 22 | 14,811 | 1,721 | 10% | 16,554 |
| STS LAB 2 LLC | 6 | 15,766 | 577 | 4% | 16,349 |
| EXACT SCIENCES LABORATORIES | | 14,654 | 1,340 | 8% | 15,994 |
| HEALTHLINK DIAGNOSTIC LABORATORIES | 135 | 14,599 | 1,234 | 8% | 15,968 |
| DWIC OF TAMPA BAY INC | | 15,006 | 728 | 5% | 15,734 |

COVID-19: testing by laboratory

Data through Dec 20, 2020 verified as of Dec 21, 2020 at 09:25 AM

Data in this report are provisional and subject to change.

The numbers in the table below represent the number of Florida and non-Florida residents for whom test results were received by the Department of Health. A person can be tested by more than one laboratory and can have both positive and negative results. **Therefore, the sum of the numbers in each column will be larger than the total number of people tested.**

| Reporting lab | Inconclusive | Negative | Positive | Percent positive | Total |
|--|--------------|----------|----------|------------------|--------|
| HOLY CROSS HOSPITAL CLINICAL LAB | 1 | 14,486 | 981 | 6% | 15,468 |
| INDIAN RIVER MEDICAL CENTER LAB | | 13,669 | 849 | 6% | 14,518 |
| WATSON CLINIC LLP | | 11,955 | 2,212 | 16% | 14,167 |
| CLEVELAND CLINIC HOSPITAL LAB | 4 | 12,360 | 1,575 | 11% | 13,939 |
| LEESBURG REGIONAL MEDICAL CENTER | | 12,409 | 1,341 | 10% | 13,750 |
| OSCEOLA REGIONAL MEDICAL CENTER | 1 | 11,859 | 1,648 | 12% | 13,508 |
| INFINITY BIOLOGIX LLC | 45 | 12,890 | 477 | 4% | 13,412 |
| WELLINGTON REGIONAL MED CTR LAB | 5 | 11,898 | 1,451 | 11% | 13,354 |
| HOMESTEAD HOSPITAL CLINICAL LABORATORY | 25 | 10,928 | 2,222 | 17% | 13,175 |
| MEMORIAL HOSPITAL JACKSONVILLE | 8 | 10,790 | 1,973 | 15% | 12,771 |
| AEGIS SCIENCES CORPORATION | 57 | 10,852 | 1,302 | 11% | 12,211 |
| MEMORIAL REGIONAL HOSPITAL CLINICAL LABORATORY | 10 | 11,190 | 752 | 6% | 11,952 |
| FLORIDA HOSPITAL WATERMAN LABORATORY | 70 | 10,997 | 857 | 7% | 11,924 |
| WEST KENDALL BAPTIST HOSPITAL | 10 | 9,560 | 2,173 | 19% | 11,743 |
| NORTHWEST MEDICAL CENTER | 1 | 10,329 | 1,412 | 12% | 11,742 |
| ST MARKS HOSPITAL LABORATORY B | 78 | 10,627 | 1,002 | 9% | 11,707 |
| MALABAR MEDICAL WALK IN CLINIC | | 10,207 | 1,490 | 13% | 11,697 |
| LEE HEALTH - LEE MEMORIAL HOSPITAL | | 8,797 | 2,900 | 25% | 11,697 |
| DELRAY MEDICAL CENTER LAB | 3 | 10,553 | 1,093 | 9% | 11,649 |
| ORANGE PARK MEDICAL CENTER | 9 | 9,831 | 1,801 | 15% | 11,641 |
| PRIVA PATH LABS | 50 | 10,904 | 588 | 5% | 11,542 |
| BETHESDA HOSPITAL EAST | | 10,478 | 951 | 8% | 11,429 |
| PWN HEALTH | 17 | 9,301 | 2,020 | 18% | 11,338 |
| OAK HILL HOSPITAL | | 10,007 | 1,088 | 10% | 11,095 |
| LAWNWOOD REGIONAL MEDICAL CENTER | 1 | 9,709 | 1,375 | 12% | 11,085 |
| BAPTIST HEALTH - SOUTH | | 10,191 | 768 | 7% | 10,959 |
| ST ANTHONY'S HOSPITAL LAB | 16 | 9,656 | 1,091 | 10% | 10,763 |
| CLEVELAND CLINIC TRADITION HOSPITAL | | 10,054 | 638 | 6% | 10,692 |
| UHEALTH CORAL GABLES/LENNAR MED CTR | 3 | 10,098 | 575 | 5% | 10,676 |
| WINTER HAVEN HOSPITAL CLINICAL LABORATORY | 3 | 9,183 | 1,472 | 14% | 10,658 |
| BAYFRONT HEALTH - ST PETERSBURG | 16 | 9,192 | 1,394 | 13% | 10,602 |
| VISTA CLINICAL DIAGNOSTICS | 176 | 9,648 | 751 | 7% | 10,575 |
| LARGO MEDICAL CENTER | | 9,428 | 1,030 | 10% | 10,458 |
| LARKIN COMMUNITY HOSPITAL INC DBA CARDIOTROPIC | | 6,820 | 3,621 | 35% | 10,441 |
| GOOD SAMARITAN MEDICAL CENTER LAB | 1 | 8,876 | 1,283 | 13% | 10,160 |
| LARKIN COMMUNITY HOSPITAL | 10 | 8,595 | 1,324 | 13% | 9,929 |
| WESTSIDE REGIONAL MED CTR | 2 | 8,499 | 1,369 | 14% | 9,870 |
| SRQ DRIVE THROUGH☐ | | 8,944 | 905 | 9% | 9,849 |
| BINAXNOW | 9 | 7,670 | 2,117 | 22% | 9,796 |
| COAST DIAGNOSTICS LLC | 30 | 8,950 | 783 | 8% | 9,763 |
| MERCY HOSPITAL A CAMPUS OF PLANTATION GEN HOSP LAB | 1 | 8,091 | 1,546 | 16% | 9,638 |
| PALM BEACH BALL PARK | | 8,605 | 996 | 10% | 9,601 |
| ST JOSEPHS HOSPITAL | 9 | 8,413 | 1,101 | 12% | 9,523 |
| GULF COAST MEDICAL CENTER MICROLAB | | 7,462 | 2,046 | 22% | 9,508 |
| BAPTIST HEALTHCARE - BAPTIST HOSPITAL | 5 | 7,765 | 1,685 | 18% | 9,455 |

COVID-19: testing by laboratory

Data through Dec 20, 2020 verified as of Dec 21, 2020 at 09:25 AM

Data in this report are provisional and subject to change.

The numbers in the table below represent the number of Florida and non-Florida residents for whom test results were received by the Department of Health. A person can be tested by more than one laboratory and can have both positive and negative results. **Therefore, the sum of the numbers in each column will be larger than the total number of people tested.**

| Reporting lab | Inconclusive | Negative | Positive | Percent positive | Total |
|---|--------------|----------|----------|------------------|-------|
| PALMS WEST HOSPITAL LAB | 2 | 8,133 | 1,305 | 14% | 9,440 |
| MEASE COUNTRYSIDE LAB | 4 | 8,575 | 859 | 9% | 9,438 |
| MEDICAL CENTER OF TRINITY CLINICAL LABORATORY | 1 | 8,464 | 891 | 10% | 9,356 |
| AVECINA | 17 | 8,727 | 606 | 6% | 9,350 |
| WEST FLORIDA HOSPITAL LAB | | 7,557 | 1,718 | 19% | 9,275 |
| ACCESS MEDICAL LABORATORIES | 2 | 5,032 | 4,172 | 45% | 9,206 |
| REGIONAL MEDCIAL CENTER BAYONET POINT | 2 | 8,557 | 600 | 7% | 9,159 |
| THE VILLAGES REGIONAL HOSPITAL | | 8,427 | 684 | 8% | 9,111 |
| CORAL GABLES HOSPITAL CLINICAL LABORATORY | | 7,600 | 1,418 | 16% | 9,018 |
| HALIFAX MEDICAL CENTER LAB | 34 | 7,702 | 1,244 | 14% | 8,980 |
| WEST BOCA MEDICAL CENTER LAB | | 8,250 | 681 | 8% | 8,931 |
| MANATEE MEMORIAL HOSPITAL | | 8,154 | 690 | 8% | 8,844 |
| BOSTON HEART DIAGNOSTICS CORP | | 7,601 | 1,158 | 13% | 8,759 |
| CAPITAL REGIONAL MEDICAL CTR | | 7,180 | 1,570 | 18% | 8,750 |
| AVENTURA HOSPITAL LAB | | 7,088 | 1,602 | 18% | 8,690 |
| INDIAN RIVER PATHOLOGY LLC | | 7,984 | 657 | 8% | 8,641 |
| LEE HEALTH - HEALTH PARK MEDICAL CENTER | | 7,149 | 1,390 | 16% | 8,539 |
| FLORIDA HOSPITAL HEARTLAND MED CTR CLINICAL LAB | 33 | 7,462 | 1,032 | 12% | 8,527 |
| BLAKE MEDICAL CENTER | | 7,472 | 1,033 | 12% | 8,505 |
| PALM BEACH GARDENS MEDICAL CTR LAB | | 7,751 | 731 | 9% | 8,482 |
| LAKE CITY HM | | 7,824 | 547 | 7% | 8,371 |
| ADVENT HEALTH - WESLEY CHAPEL | 14 | 7,637 | 689 | 8% | 8,340 |
| AVECINA MEDICAL OAKLEAF | 3 | 6,977 | 1,330 | 16% | 8,310 |
| GENESIS MEDICAL LABORATORY | 100 | 6,952 | 1,041 | 13% | 8,093 |
| DOCTORS HOSPITAL | 4 | 6,706 | 1,240 | 16% | 7,950 |
| NONA SCIENTIFIC | 5 | 6,143 | 1,761 | 22% | 7,909 |
| GENOVA DIAGNOSTICS LABORATORY | 27 | 7,221 | 542 | 7% | 7,790 |
| AVECINA MEDICAL | 4 | 6,100 | 1,649 | 21% | 7,753 |
| NCH NORTH NAPLES HOSPITAL LAB | 15 | 6,733 | 828 | 11% | 7,576 |
| LAKE CITY MEDICAL CENTER | | 6,122 | 1,444 | 19% | 7,566 |
| INFORM DIAGNOSTICS, INC | | 7,164 | 392 | 5% | 7,556 |
| PATHNOSTICS | 20 | 5,786 | 1,719 | 23% | 7,525 |
| NIGHT LITE PEDIATRICS | 4 | 5,768 | 1,745 | 23% | 7,517 |
| FLORIDA HOSPITAL FLAGLER | 29 | 6,871 | 483 | 7% | 7,383 |
| FLORIDA LABORATORY ANALYSIS | | 6,609 | 705 | 10% | 7,314 |
| FLORIDA MEDICAL CENTER - A CAMPUS OF NORTH SHORE | 2 | 6,441 | 863 | 12% | 7,306 |
| PLANTATION GENERAL HOSPITAL | | 6,178 | 1,122 | 15% | 7,300 |
| P4 CLINICAL, LLC | 82 | 6,592 | 560 | 8% | 7,234 |
| CORAL SPRINGS MED CTR | | 6,502 | 649 | 9% | 7,151 |
| NORTHSIDE HOSPITAL AND HEART INSTITUTE | | 6,442 | 671 | 9% | 7,113 |
| NEMOURS CHILDRENS HOSPITAL | | 6,783 | 256 | 4% | 7,039 |
| FLORIDA HOSPITAL DELAND | 10 | 6,068 | 858 | 12% | 6,936 |
| NORTH SHORE MEDICAL CENTER | | 5,782 | 1,153 | 17% | 6,935 |
| NIGHT LITE PEDIATRIC CENTER LLC | | 6,265 | 559 | 8% | 6,824 |
| BAPTIST HEALTH SOUTH FLORIDA - WEST KENDALL URGENT CARE | | 5,781 | 999 | 15% | 6,780 |
| UNITED CLINICAL LABORATORY LLC | 2 | 5,589 | 1,158 | 17% | 6,749 |
| FLORIDA HOSPITAL ZEPHYRHILLS | 10 | 6,157 | 582 | 9% | 6,749 |

COVID-19: testing by laboratory

Data through Dec 20, 2020 verified as of Dec 21, 2020 at 09:25 AM

Data in this report are provisional and subject to change.

The numbers in the table below represent the number of Florida and non-Florida residents for whom test results were received by the Department of Health. A person can be tested by more than one laboratory and can have both positive and negative results. **Therefore, the sum of the numbers in each column will be larger than the total number of people tested.**

| Reporting lab | Inconclusive | Negative | Positive | Percent positive | Total |
|--|--------------|----------|----------|------------------|-------|
| BROWARD HEALTH NORTH CLINICAL LABORATORY | | 5,992 | 744 | 11% | 6,736 |
| CENTRAL FLORIDA REGIONAL HOSPITAL | | 6,117 | 606 | 9% | 6,723 |
| ALL CHILDREN'S HOSPITAL | | 6,331 | 391 | 6% | 6,722 |
| LUMINUS DIAGNOSTICS | | 6,187 | 533 | 8% | 6,720 |
| ADVENTHEALTH CENTRA CARE LAKE BUENA VISTA | | 6,127 | 337 | 5% | 6,464 |
| FLORIDA HOSPITAL OF CARROLLWOOD | 22 | 5,664 | 751 | 12% | 6,437 |
| VISTA CLINICAL | 8 | 3,667 | 2,668 | 42% | 6,343 |
| OCALA REGIONAL MEDICAL CENTER | | 5,592 | 684 | 11% | 6,276 |
| CLEVELAND CLINIC MARTIN SOUTH HOSPITAL | 1 | 5,729 | 541 | 9% | 6,271 |
| MEMORIAL HOSPITAL WEST LABORATORY SERVICES | 14 | 5,663 | 584 | 9% | 6,261 |
| WEST PALM HOSPITAL LAB | | 5,759 | 489 | 8% | 6,248 |
| LEE HEALTH - GULF COAST MEDICAL CENTER | 2 | 5,010 | 1,107 | 18% | 6,119 |
| AHALABS | | 5,908 | 181 | 3% | 6,089 |
| BAPTIST HEALTH - BEACHES | | 5,656 | 423 | 7% | 6,079 |
| MEDEXPRESS URGENT CARE | 2 | 4,058 | 2,005 | 33% | 6,065 |
| THE HEALTHCARE DISTRICT OF PALM BEACH COUNTY | 16 | 5,452 | 576 | 10% | 6,044 |
| FULGENT DIAGNOSTICS | 98 | 5,455 | 340 | 6% | 5,893 |
| LEON MEDICAL CENTERS LLC | | 4,589 | 1,300 | 22% | 5,889 |
| AMERICAN FAMILY CARE | | 3,408 | 2,459 | 42% | 5,867 |
| SOUTH BAY HOSPITAL CLINICAL LAB | | 5,254 | 494 | 9% | 5,748 |
| KD MEDICAL CHOICE LLC | | 5,059 | 578 | 10% | 5,637 |
| MORTON PLANT-MEASE | 1 | 5,203 | 422 | 8% | 5,626 |
| ANNE BATES LEACH EYE HOSPITAL/ ABLEH MICROBIOLOGY LABORATORY | | 5,510 | 81 | 1% | 5,591 |
| LABSTAT LLC | 2 | 5,240 | 296 | 5% | 5,538 |
| VIKOR SCIENTIFIC | 5 | 4,523 | 1,004 | 18% | 5,532 |
| CARDIOPATH | 1 | 5,017 | 501 | 9% | 5,519 |
| MEMORIAL HOSPITAL MICRO | | 5,144 | 364 | 7% | 5,508 |
| LAKEWOOD RANCH MEDICAL CENTER | | 5,065 | 403 | 7% | 5,468 |
| POINCIANA MEDICAL CENTER | | 4,293 | 1,164 | 21% | 5,457 |
| BAPTIST HEALTH SOUTH FLORIDA - COUNTRY WALK URGENT CARE | | 4,554 | 812 | 15% | 5,366 |
| MEDARBOR DIAGNOSTICS | 1 | 4,380 | 965 | 18% | 5,346 |
| WEST MARION COMMUNITY HOSPITAL LAB | | 4,643 | 681 | 13% | 5,324 |
| FLORIDA HOSPITAL FISH MEMORIAL | 19 | 4,627 | 642 | 12% | 5,288 |
| ARCPOINT LABS OF FORT MYERS | 4 | 4,604 | 665 | 13% | 5,273 |
| MARTIN HOSPITAL SOUTH LAB | | 4,966 | 281 | 5% | 5,247 |
| ST JOSEPHS NORTH HOSPITAL LAB | 3 | 4,621 | 607 | 12% | 5,231 |
| MINUTECLINIC LLC | | 4,457 | 657 | 13% | 5,114 |
| CLEVELAND CLINIC MARTIN NORTH HOSPITAL | | 4,602 | 481 | 9% | 5,083 |
| AVERO DIAGNOSTICS - IRVING | 5 | 4,696 | 336 | 7% | 5,037 |
| UNKNOWN | 3 | 2,846 | 2,115 | 43% | 4,964 |
| ST LUCIE MEDICAL CENTER | | 4,046 | 894 | 18% | 4,940 |
| SUNRISE MEDICAL LABORATORIES | 2 | 4,598 | 308 | 6% | 4,908 |
| IMPERIAL POINT MEDICAL CENTER | | 4,525 | 382 | 8% | 4,907 |
| BAPTIST HEALTH - NASSAU | | 4,599 | 213 | 4% | 4,812 |
| BAPTIST HEALTH SOUTH FLORIDA - MIAMI LAKES URGENT CARE | | 3,797 | 950 | 20% | 4,747 |
| TROPICANA FIELD - LOT 2 | 17 | 4,297 | 410 | 9% | 4,724 |
| EXPRESS GENE MOLECULAR DIAGNOSTICS LABORATORY | | 3,706 | 1,013 | 21% | 4,719 |

COVID-19: testing by laboratory

Data through Dec 20, 2020 verified as of Dec 21, 2020 at 09:25 AM

Data in this report are provisional and subject to change.

The numbers in the table below represent the number of Florida and non-Florida residents for whom test results were received by the Department of Health. A person can be tested by more than one laboratory and can have both positive and negative results. **Therefore, the sum of the numbers in each column will be larger than the total number of people tested.**

| Reporting lab | Inconclusive | Negative | Positive | Percent positive | Total |
|---|--------------|----------|----------|------------------|-------|
| MEDFAST URGENT CARE CENTERS, LLC | 3 | 4,109 | 593 | 13% | 4,705 |
| OVIEDO MEDICAL CENTER | | 4,213 | 474 | 10% | 4,687 |
| HIALEAH HOSPITAL | 4 | 3,667 | 940 | 20% | 4,611 |
| CernerELR_Advent | | 4,035 | 404 | 9% | 4,439 |
| FORT WALTON BEACH MEDICAL CENTER | | 3,799 | 597 | 14% | 4,396 |
| MOFFITT CANCER CENTER | 6 | 4,279 | 88 | 2% | 4,373 |
| SOUTH FLORIDA BAPTIST HOSPITAL MICRO | 2 | 3,752 | 600 | 14% | 4,354 |
| SANTA ROSA MEDICAL CENTER | | 3,611 | 682 | 16% | 4,293 |
| ST PETERSBURG GENERAL HOSPITAL | | 3,586 | 668 | 16% | 4,254 |
| H LEE MOFFITT CANCER CENTER LABORATORY | | 4,154 | 85 | 2% | 4,239 |
| BAPTIST HEALTH SOUTH FLORIDA - DORAL URGENT CARE | | 3,434 | 781 | 19% | 4,215 |
| HEALTHQUEST ESOTERICS | | 3,062 | 1,128 | 27% | 4,190 |
| FLORIDA HOSPITAL NORTH PINELLAS | 11 | 3,881 | 297 | 7% | 4,189 |
| BAPTIST HEALTH SOUTH FLORIDA - WESTCHESTER URGENT CARE | | 3,456 | 698 | 17% | 4,154 |
| SYNERGY LABORATORIES | 7 | 3,745 | 396 | 10% | 4,148 |
| ISPM LABS, LLC DBA CAPSTONE DIAGNOSTICS, LLC | | 4,023 | 110 | 3% | 4,133 |
| BAYFRONT HEALTH - VENICE REGIONAL MEDICAL | 1 | 3,762 | 306 | 8% | 4,069 |
| BAYCARE COMMUNITY HEALTH | | 3,916 | 78 | 2% | 3,994 |
| FLORIDA HOSPITAL OCALA | | 3,663 | 315 | 8% | 3,978 |
| BAPTIST HEALTH SOUTH FLORIDA - PEMBROKE PINES URGENT CARE | | 3,388 | 572 | 14% | 3,960 |
| NIGHT LITE PEDIATRICS URGENT CARE | 1 | 3,408 | 543 | 14% | 3,952 |
| CARDIOTROPIC LABS | 83 | 3,141 | 724 | 18% | 3,948 |
| PHYSICIANS REGIONAL MEDICAL CENTER - PINE RIDGE RD | 1 | 3,262 | 677 | 17% | 3,940 |
| EGLIN AIR FORCE BASE | 10 | 2,876 | 1,030 | 26% | 3,916 |
| SOLARIS DIAGNOSTICS | 4 | 3,473 | 400 | 10% | 3,877 |
| BAPTIST HEALTH SOUTH FLORIDA - CORAL SPRINGS URGENT CARE | | 3,379 | 469 | 12% | 3,848 |
| UNIVERSITY HOSPITAL AND MEDICAL CENTER | | 2,947 | 855 | 22% | 3,802 |
| HOLIDAY CVS LLC | | 3,575 | 183 | 5% | 3,758 |
| PUTNAM COMMUNITY MEDICAL CENTER | | 3,253 | 416 | 11% | 3,669 |
| CLARITY LAB SOLUTIONS LLC | | 3,608 | 4 | 0% | 3,612 |
| BAYFRONT HEALTH - PORT CHARLOTTE | | 3,306 | 303 | 8% | 3,609 |
| BAPTIST HEALTH - NORTH | | 2,829 | 760 | 21% | 3,589 |
| ADVENTHEALTH CENTRA CARE DR PHILLIPS | | 3,350 | 177 | 5% | 3,527 |
| GENE BY GENE, GENOMICS RESEARCH CENTER LAB | 38 | 3,372 | 104 | 3% | 3,514 |
| MEASE DUNEDIN HOSPITAL | 4 | 3,211 | 283 | 8% | 3,498 |
| ADVENTHEALTH CENTRA CARE WINTER GARDEN | | 3,263 | 231 | 7% | 3,494 |
| QDX PATHOLOGY SERVICES | 1 | 3,185 | 283 | 8% | 3,469 |
| SYNERGY DIAGNOSTIC LABORATORY | 83 | 2,994 | 334 | 10% | 3,411 |
| WESTCHESTER HOSPITAL | 23 | 2,771 | 581 | 17% | 3,375 |
| PALMS OF PASADENA HOSPITAL | | 3,028 | 332 | 10% | 3,360 |
| ADVENTHEALTH CENTRA CARE WINTER PARK | | 3,164 | 157 | 5% | 3,321 |
| ACUTIS DIAGNOSTICS | 15 | 2,804 | 487 | 15% | 3,306 |
| ANGEL KIDS PEDIATRICS | | 3,152 | 132 | 4% | 3,284 |
| DOCTORS HOSPITAL OF SARASOTA CLINICAL LABORATORY | | 2,909 | 367 | 11% | 3,276 |
| RAULERSON HOSPITAL | | 2,757 | 504 | 15% | 3,261 |
| MIDWAY SPECIALTY CARE CENTER DIAGNOSTICS | 37 | 2,972 | 217 | 7% | 3,226 |
| NORTHWEST FLORIDA COMMUNITY HOSPITAL | 21 | 2,247 | 929 | 29% | 3,197 |

COVID-19: testing by laboratory

Data through Dec 20, 2020 verified as of Dec 21, 2020 at 09:25 AM

Data in this report are provisional and subject to change.

The numbers in the table below represent the number of Florida and non-Florida residents for whom test results were received by the Department of Health. A person can be tested by more than one laboratory and can have both positive and negative results. **Therefore, the sum of the numbers in each column will be larger than the total number of people tested.**

| Reporting lab | Inconclusive | Negative | Positive | Percent positive | Total |
|--|--------------|----------|----------|------------------|-------|
| ADVENTHEALTH CENTRA CARE UNIVERSITY | | 3,031 | 161 | 5% | 3,192 |
| ADVENTHEALTH CENTRA CARE HUNTERS CREEK | | 2,875 | 289 | 9% | 3,164 |
| PRECISION HEALTH RESOURCES LLC | | 2,945 | 199 | 6% | 3,144 |
| ADVENTHEALTH CENTRA CARE ST CLOUD | | 2,879 | 265 | 8% | 3,144 |
| MEDICAL DNA LABS LLC | 2 | 2,938 | 203 | 6% | 3,143 |
| MEMORIAL HOSPITAL- MIRAMAR | 12 | 2,839 | 225 | 7% | 3,076 |
| BAPTIST HEALTH SOUTH FLORIDA - CORAL GABLES (UNIVERSITY) URGENT CARE | | 2,684 | 365 | 12% | 3,049 |
| MEDEXPRESS URGENT CARE OF BOYNTON BEACH LLC | | 2,926 | 82 | 3% | 3,008 |
| CLINICAL REFERENCE LABORATORY | 2 | 2,875 | 104 | 3% | 2,981 |
| TWIN CITIES HOSPITAL | 1 | 2,633 | 327 | 11% | 2,961 |
| BETHESDA HOSPITAL WEST | | 2,696 | 253 | 9% | 2,949 |
| STONE CLINICAL LABORATORIES | | 2,789 | 96 | 3% | 2,885 |
| THE CENTER FOR URGENT CARE | 3 | 2,358 | 524 | 18% | 2,885 |
| ADVENTHEALTH CENTRA CARE LEE ROAD | | 2,717 | 166 | 6% | 2,883 |
| BAPTIST HEALTH SOUTH FLORIDA - TAMiami TRAIL URGENT CARE | | 2,322 | 557 | 19% | 2,879 |
| ADVENTHEALTH CENTRA CARE CLERMONT | | 2,677 | 180 | 6% | 2,857 |
| SARKIS CLINICAL TRIALS | | 2,528 | 324 | 11% | 2,852 |
| BAPTIST HEALTH SOUTH FLORIDA - CORAL GABLES URGENT CARE | | 2,389 | 419 | 15% | 2,808 |
| BAPTIST HEALTH SOUTH FLORIDA - PINECREST URGENT CARE | | 2,455 | 352 | 13% | 2,807 |
| ADVENTHEALTH CENTRA CARE KISSIMMEE | | 2,645 | 161 | 6% | 2,806 |
| WALGREENS ORLANDO | 3 | 2,447 | 324 | 12% | 2,774 |
| SUNCOAST PATHOLOGY ASSOCIATES | | 2,557 | 206 | 7% | 2,763 |
| VETERANS AFFAIRS MEDICAL CENTER - ORLANDO | | 1,342 | 1,400 | 51% | 2,742 |
| WALGREEN CO | 2 | 2,425 | 314 | 11% | 2,741 |
| DOCTORS URGENT CARE LLC | 1 | 2,251 | 478 | 18% | 2,730 |
| ADVENTHEALTH CENTRA CARE LAKE MARY | | 2,582 | 146 | 5% | 2,728 |
| ADVENTHEALTH CENTRA CARE SANFORD | | 2,544 | 178 | 7% | 2,722 |
| MEDCOMP SCIENCES LLC | 29 | 1,319 | 1,364 | 50% | 2,712 |
| ADVENTHEALTH CENTRA CARE WATERFORD LAKES | | 2,480 | 222 | 8% | 2,702 |
| BAYFRONT HEALTH - SEVEN RIVERS | | 2,491 | 207 | 8% | 2,698 |
| MINUTECLINIC LLC #3703 | | 2,320 | 363 | 14% | 2,683 |
| CENTRA CARE – WATERFORD LAKES | | 2,097 | 573 | 21% | 2,670 |
| URGENT CARE CURE | 2 | 2,326 | 337 | 13% | 2,665 |
| BAPTIST HEALTH SOUTH FLORIDA - WESTON URGENT CARE | | 2,381 | 265 | 10% | 2,646 |
| BAPTIST HEALTH SOUTH FLORIDA - DAVIE URGENT CARE | | 2,241 | 404 | 15% | 2,645 |
| MEDEXPRESS URGENT CARE HUDSON | | 2,359 | 282 | 11% | 2,641 |
| MEDEXPRESS URGENT CARE - ESTERO | | 2,430 | 195 | 7% | 2,625 |
| ADVENTIST HEALTH SYSTEMS, SUNBELT INC | | 2,469 | 147 | 6% | 2,616 |
| ADVENTHEALTH CENTRA CARE APOPKA | | 2,398 | 215 | 8% | 2,613 |
| BAPTIST HEALTH SOUTH FLORIDA - PALMETTO BAY URGENT CARE | | 2,218 | 385 | 15% | 2,603 |
| MINUTECLINIC | | 2,300 | 288 | 11% | 2,588 |
| BAYFRONT HEALTH - BROOKSVILLE | | 2,242 | 317 | 12% | 2,559 |
| ASCENSION SACRED HEART - EMERALD COAST | | 2,158 | 392 | 15% | 2,550 |
| PEDIATRIC HEALTH CARE ALLIANCE PA | | 2,337 | 198 | 8% | 2,535 |
| ADVENT HEALTH - OCALA | | 2,124 | 406 | 16% | 2,530 |
| CITRUS MEMORIAL HOSPITAL LABORATORY | | 2,208 | 303 | 12% | 2,511 |
| BAPTIST HEALTH SOUTH FLORIDA - KENDALE LAKES URGENT CARE | | 2,012 | 496 | 20% | 2,508 |

COVID-19: testing by laboratory

Data through Dec 20, 2020 verified as of Dec 21, 2020 at 09:25 AM

Data in this report are provisional and subject to change.

The numbers in the table below represent the number of Florida and non-Florida residents for whom test results were received by the Department of Health. A person can be tested by more than one laboratory and can have both positive and negative results. **Therefore, the sum of the numbers in each column will be larger than the total number of people tested.**

| Reporting lab | Inconclusive | Negative | Positive | Percent positive | Total |
|---|--------------|----------|----------|------------------|-------|
| ADVENTHEALTH CENTRA CARE MOUNT DORA | | 2,306 | 186 | 7% | 2,492 |
| AHCC WESLEY CHAPEL | | 2,311 | 161 | 7% | 2,472 |
| LAKESIDE MEDICAL CENTER | | 1,968 | 500 | 20% | 2,468 |
| NATIONWIDE LABORATORY SERVICES INC | 120 | 2,021 | 303 | 12% | 2,444 |
| SELECT LABORATORIES - MARION COUNTY, FL LLC | 3 | 2,270 | 169 | 7% | 2,442 |
| BARTOW REGIONAL MEDICAL CENTER | 1 | 2,115 | 306 | 13% | 2,422 |
| ENGLEWOOD COMMUNITY HOSPITAL | | 2,217 | 195 | 8% | 2,412 |
| ADVENTHEALTH CENTRA CARE LAKELAND | | 2,234 | 159 | 7% | 2,393 |
| MEMORIAL HOSPITAL PEMBROKE | 3 | 2,108 | 278 | 12% | 2,389 |
| AMELIA URGENT CARE | | 1,465 | 889 | 38% | 2,354 |
| EMPIRE CITY LABORATORIES INC | 19 | 1,993 | 317 | 14% | 2,329 |
| ADVENTHEALTH CENTRA CARE ALTAMONTE | | 2,176 | 139 | 6% | 2,315 |
| LEE HEALTH - COCONUT POINT CLINICAL LAB | 2 | 1,872 | 433 | 19% | 2,307 |
| TRINITY SPRINGS | | 2,070 | 205 | 9% | 2,275 |
| HOLIDAY CVS LLC DBA CVS PHARMACY #5154 | | 2,215 | 44 | 2% | 2,259 |
| COMMUNITY HEALTH NORTHWEST FLORIDA | 4 | 1,709 | 531 | 24% | 2,244 |
| BMCT Molecular Diagnostics Subsection | | 1,858 | 380 | 17% | 2,238 |
| SPORTS DRUG TESTING LABORATORY | 38 | 2,131 | 60 | 3% | 2,229 |
| ATLANTIS URGENT CARE | 1 | 1,245 | 975 | 44% | 2,221 |
| ADVENTHEALTH CENTRA CARE SAND LAKE | | 2,120 | 95 | 4% | 2,215 |
| ADVENT HEALTH - HEART OF FLORIDA ER | 1 | 1,995 | 215 | 10% | 2,211 |
| DESOTO MEMORIAL HOSPITAL | 3 | 1,832 | 369 | 17% | 2,204 |
| HIGHLANDS REGIONAL MEDICAL CENTER | | 1,751 | 447 | 20% | 2,198 |
| CENTRA CARE SAINT CLOUD | 1 | 1,885 | 303 | 14% | 2,189 |
| HEALTH FIRST ADVENTHEALTH CENTRA CARE GATEWAY | | 2,073 | 115 | 5% | 2,188 |
| ADVENTHEALTH CENTRA CARE OVIEDO | | 1,991 | 195 | 9% | 2,186 |
| BAPTIST HEALTH URGENT CARE AT SAWGRASS | | 1,862 | 301 | 14% | 2,163 |
| MEDEXPRESS URGENT CARE - WEST TAMPA | | 2,042 | 115 | 5% | 2,157 |
| BAPTIST HEALTH SOUTH FLORIDA - BRICKELL URGENT CARE | | 1,778 | 360 | 17% | 2,138 |
| ADVENTHEALTH CENTRA CARE PORT ORANGE | | 2,042 | 93 | 4% | 2,135 |
| MEDEXPRESS URGENT CARE - ROYAL PALM BEACH | | 2,027 | 93 | 4% | 2,120 |
| ADVENTHEALTH CENTRA CARE LONGWOOD | | 1,993 | 107 | 5% | 2,100 |
| ADVENTHEALTH CENTRA CARE AZALEA PARK | | 1,933 | 165 | 8% | 2,098 |
| LOWER KEYS MEDICAL CENTER | | 1,866 | 227 | 11% | 2,093 |
| COASTAL MED URGENT CARE | | 995 | 1,075 | 52% | 2,070 |
| COMMUNITY HEALTH CENTERS OF PINELLAS INC | | 1,752 | 318 | 15% | 2,070 |
| TALLAHASSEE PRIMARY CARE ASSOCIATES | | 1,895 | 174 | 8% | 2,069 |
| MEDEXPRESS URGENT CARE PALM BEACH GARDENS | | 1,983 | 67 | 3% | 2,050 |
| PRIMEHEALTH URGENT CARE | 1 | 1,680 | 344 | 17% | 2,025 |
| PHYSICIANS REGIONAL MEDICAL CENTER - COLLIER BLVD | 1 | 1,521 | 490 | 24% | 2,012 |
| CLARITY LAB SOLUTIONS | | 1,734 | 262 | 13% | 1,996 |
| BAYFRONT HEALTH - PUNTA GORDA | | 1,877 | 111 | 6% | 1,988 |
| MARINERS HOSPITAL | | 1,800 | 168 | 9% | 1,968 |
| HEALTH FIRST ADVENTHEALTH CENTRA CARE TITUSVILLE | | 1,857 | 107 | 5% | 1,964 |
| ADVENTHEALTH CENTRA CARE ORANGE LAKE | | 1,827 | 128 | 7% | 1,955 |
| DOC SMILEY'S URGENT CARE | | 1,705 | 247 | 13% | 1,952 |
| US BIOTEK LABORATORIES | 5 | 1,702 | 235 | 12% | 1,942 |

COVID-19: testing by laboratory

Data through Dec 20, 2020 verified as of Dec 21, 2020 at 09:25 AM

Data in this report are provisional and subject to change.

The numbers in the table below represent the number of Florida and non-Florida residents for whom test results were received by the Department of Health. A person can be tested by more than one laboratory and can have both positive and negative results. **Therefore, the sum of the numbers in each column will be larger than the total number of people tested.**

| Reporting lab | Inconclusive | Negative | Positive | Percent positive | Total |
|--|--------------|----------|----------|------------------|-------|
| BAPTIST HEALTHCARE - GULF BREEZE HOSPITAL | 3 | 1,631 | 270 | 14% | 1,904 |
| PHYSICIANS STAT LAB | 1 | 889 | 994 | 53% | 1,884 |
| PALMS MEDICAL GROUP | 5 | 1,429 | 429 | 23% | 1,863 |
| BAYFRONT HEALTH - SPRING HILL | | 1,715 | 138 | 7% | 1,853 |
| BAPTIST HEALTH - CLAY | | 1,594 | 250 | 14% | 1,844 |
| BAPTIST HEALTH EMERGENCY CENTER COUNTRY WALK | 1 | 1,543 | 291 | 16% | 1,835 |
| MICROGEN DX | | 1,375 | 453 | 25% | 1,828 |
| ADVENTHEALTH CENTRA CARE LEESBURG | | 1,700 | 125 | 7% | 1,825 |
| BAPTIST HEALTH - OAKLEAF | | 1,514 | 300 | 17% | 1,814 |
| LABORATORY OF FLORIDA LLC | 40 | 1,641 | 112 | 6% | 1,793 |
| MEDEXPRESS URGENT CARE - GOLDEN GATE | | 1,660 | 128 | 7% | 1,788 |
| ADVENT HEALTH - NEW SMYRNA | | 1,389 | 399 | 22% | 1,788 |
| MEDEXPRESS URGENT CARE - LAKELAND | | 1,671 | 107 | 6% | 1,778 |
| DOCTORS TEST CENTERS | | 1,544 | 223 | 13% | 1,767 |
| ADVENTHEALTH CENTRA CARE SOUTH ORANGE | | 1,641 | 121 | 7% | 1,762 |
| EMERALD COAST URGENT CARE | | 1,324 | 401 | 23% | 1,725 |
| NXGEN MDX LLC | 3 | 1,540 | 128 | 8% | 1,671 |
| MEDEXPRESS URGENT CARE CAPE CORAL | | 1,451 | 218 | 13% | 1,669 |
| ADVENTHEALTH CENTRA CARE COLONIAL TOWN | | 1,572 | 92 | 6% | 1,664 |
| PROHEALTH | | 704 | 960 | 58% | 1,664 |
| ADVENTHEALTH PROMPT CARE | 1 | 1,158 | 492 | 30% | 1,651 |
| INDIAN RIVER MEDICAL CENTER | | 1,493 | 158 | 10% | 1,651 |
| DOCTORS URGENT CARE OF LUTZ LLC | 1 | 1,317 | 331 | 20% | 1,649 |
| BAPTIST HEALTH SOUTH FLORIDA - MIAMI BEACH URGENT CARE | | 1,415 | 229 | 14% | 1,644 |
| SCION LAB SERVICES LLC | 16 | 1,527 | 100 | 6% | 1,643 |
| GENUS3 | | 1,576 | 64 | 4% | 1,640 |
| PARAMOUNT URGENT CARE | | 734 | 892 | 55% | 1,626 |
| JW PLASTIC SURGERY | | 1,368 | 237 | 15% | 1,605 |
| FLOWERS HOSPITAL | | 1,461 | 142 | 9% | 1,603 |
| HEALTH FIRST ADVENTHEALTH CENTRA CARE COCOA | | 1,504 | 80 | 5% | 1,584 |
| NCF DIAGNOSTICS & DNA TECHNOLOGIES LAB | 44 | 1,328 | 197 | 13% | 1,569 |
| ASSOCIATED PATHOLOGISTS, LLC | 3 | 1,297 | 253 | 16% | 1,553 |
| TAMPA COMMUNITY HOSPITAL | | 1,303 | 246 | 16% | 1,549 |
| OPTEO LABORATORY | | 1,517 | 32 | 2% | 1,549 |
| MINUTECLINIC LLC # 0709 | | 1,331 | 201 | 13% | 1,532 |
| ESCAMBIA COMMUNITY CLINICS INC | 4 | 1,133 | 366 | 24% | 1,503 |
| EMERALD COAST URGENT CARE, LLC | 1 | 1,122 | 350 | 24% | 1,473 |
| EMERALD COAST URGENT CARE LLC | | 1,137 | 321 | 22% | 1,458 |
| HealthSentry_UHS | 1 | 1,356 | 95 | 7% | 1,452 |
| SPARROW HEALTHCARE | 2 | 1,237 | 209 | 14% | 1,448 |
| ADVENTIST HEALTH SYSTEMS SUNBELT IN DBA | | 1,376 | 67 | 5% | 1,443 |
| BAYA PHARMACY & URGENT CARE | | 1,006 | 427 | 30% | 1,433 |
| MEDEXPRESS URGENT CARE - DELAND | | 1,330 | 99 | 7% | 1,429 |
| MEDEXPRESS URGENT CARE LEHIGH ACRES | | 1,298 | 124 | 9% | 1,422 |
| FLORIDA FAMILY LABORATORY, INC DBA | 3 | 1,319 | 98 | 7% | 1,420 |
| MEDFAST URGENT CARE CENTERS LLC | | 102 | 1,306 | 93% | 1,408 |
| PATIENTS CHOICE LABORATORIES | | 828 | 579 | 41% | 1,407 |

COVID-19: testing by laboratory

Data through Dec 20, 2020 verified as of Dec 21, 2020 at 09:25 AM

Data in this report are provisional and subject to change.

The numbers in the table below represent the number of Florida and non-Florida residents for whom test results were received by the Department of Health. A person can be tested by more than one laboratory and can have both positive and negative results. **Therefore, the sum of the numbers in each column will be larger than the total number of people tested.**

| Reporting lab | Inconclusive | Negative | Positive | Percent positive | Total |
|---|--------------|----------|----------|------------------|--------------|
| MEDEXPRESS FORT MYERS | | 1,225 | 163 | 12% | 1,388 |
| UHEALTH DEERFIELD BEACH/UMSYLVESTER DEERFIELD BEACH LABORATORY | 3 | 1,332 | 50 | 4% | 1,385 |
| HEALTH FIRST ADVENTHEALTH CENTRA CARE MALABAR | | 1,292 | 87 | 6% | 1,379 |
| ADVENTHEALTH CENTRA CARE KIDS LAKE MARY | | 1,314 | 51 | 4% | 1,365 |
| ASCENSION ST VINCENT'S - SOUTHSIDE | | 1,309 | 49 | 4% | 1,358 |
| ADVANCE MEDICAL OF NAPLES | | 309 | 1,048 | 77% | 1,357 |
| ADVENT HEALTH CENTRA CARE -WINTER PARK KIDS URGENT CARE | | 1,249 | 99 | 7% | 1,348 |
| JACKSON HOSPITAL CLINICAL LABORATORY | | 1,163 | 182 | 14% | 1,345 |
| NORTH SHORE LONG ISLAND JEWISH HEALTH | | 1,266 | 51 | 4% | 1,317 |
| MINUTECLINIC LLC #3631 | | 1,114 | 187 | 14% | 1,301 |
| PREMIER URGENT CARE OF BREVARD LLC | | 1,090 | 197 | 15% | 1,287 |
| MEDEXPRESS PORT CHARLOTTE | | 1,206 | 80 | 6% | 1,286 |
| MARTIN HEALTH SYSTEM - ST LUCIE WEST | | 1,170 | 115 | 9% | 1,285 |
| MINUTECLINIC LLC 5852 | | 1,091 | 191 | 15% | 1,282 |
| LABTECH DIAGNOSTIC | | 1,034 | 240 | 19% | 1,274 |
| FLORIDA MEDICAL CLINIC | 1 | 727 | 543 | 43% | 1,271 |
| ASSURANCE SCIENTIFIC LABORATORIES | 1 | 993 | 243 | 20% | 1,237 |
| BAYFRONT HEALTH URGENT CARE LLC | | 1,051 | 185 | 15% | 1,236 |
| MELBOURNE MEDICAL LABORATORY☐ | 1 | 1,060 | 169 | 14% | 1,230 |
| BARDMOOR LABORATORY | 4 | 1,061 | 155 | 13% | 1,220 |
| NCH NORTHEAST | 6 | 924 | 289 | 24% | 1,219 |
| CLINICORE | | 1,124 | 91 | 7% | 1,215 |
| ACCESS MEDICAL LABS | | 746 | 448 | 38% | 1,194 |
| MEDEXPRESS URGENT CARE - VERO BEACH | | 1,048 | 145 | 12% | 1,193 |
| VENTURE MEDICAL OF FLORIDA LLC | | 1,080 | 105 | 9% | 1,185 |
| CAREFAST+ | | 835 | 328 | 28% | 1,163 |
| UNIVERSITY OF ALABAMA AT BIRMINGHAM | | 1,137 | 26 | 2% | 1,163 |
| ARCPOINT LABS | | 645 | 511 | 44% | 1,156 |
| DYNIX DIAGNOSTIX | | 978 | 174 | 15% | 1,152 |
| BIOCERNA MAIN LAB | 1 | 1,041 | 107 | 9% | 1,149 |
| EMERGENCY PHYSICIANS MEDICAL CENTER | | 245 | 904 | 79% | 1,149 |
| PARAMOUNT URGENT CARE - WINDERMERE | | 736 | 391 | 35% | 1,127 |
| PARAMOUNT URGENT CARE - ORLANDO | | 759 | 351 | 32% | 1,110 |
| IGENOMIX USA LLC | 37 | 980 | 92 | 8% | 1,109 |
| MC DIAGNOSTIC OF CONNECTICUT, PC #2220 | | 958 | 148 | 13% | 1,106 |
| CAPSTONE HEALTHCARE | | 782 | 324 | 29% | 1,106 |
| DONALD W ROBERTSON DO PA | | 833 | 255 | 23% | 1,088 |
| NYU HOSPITALS CENTER CLINICAL LABORATORIES | | 1,051 | 33 | 3% | 1,084 |
| GESSLER CLINIC | | 619 | 457 | 42% | 1,076 |
| PATIENTS FIRST – THOMASVILLE ROAD | | 935 | 129 | 12% | 1,064 |
| TEMPUS CLINICAL LABORATORY | 9 | 920 | 118 | 11% | 1,047 |
| SHELL POINT NURSING PAVILION | 1 | 998 | 34 | 3% | 1,033 |
| VAVA PARTNERS LLC | | 436 | 597 | 58% | 1,033 |
| MEDEXPRESS URGENT CARE - CLEWISTON | | 900 | 131 | 13% | 1,031 |
| BAPTIST HEALTH SOUTH FLORIDA - COUNTRY WALK URGENT CARE EXPRESS | | 903 | 128 | 12% | 1,031 |
| ADVENT HEALTH - DADE CITY | | 913 | 101 | 10% | 1,014 |
| AMELIA EXPRESS CARE | | 642 | 365 | 36% | 1,007 |

COVID-19: testing by laboratory

Data through Dec 20, 2020 verified as of Dec 21, 2020 at 09:25 AM

Data in this report are provisional and subject to change.

The numbers in the table below represent the number of Florida and non-Florida residents for whom test results were received by the Department of Health. A person can be tested by more than one laboratory and can have both positive and negative results. **Therefore, the sum of the numbers in each column will be larger than the total number of people tested.**

| Reporting lab | Inconclusive | Negative | Positive | Percent positive | Total |
|--|--------------|----------|----------|------------------|-------|
| EPN URGENT CARE NAPLES | 2 | 746 | 255 | 25% | 1,003 |
| MEDEXPRESS URGENT CARE CORAL SPRINGS | | 921 | 82 | 8% | 1,003 |
| TOM LEE COMMUNITY HEALTH CENTER | | 678 | 320 | 32% | 998 |
| CARENOW URGENT CARE | | 674 | 320 | 32% | 994 |
| RAINBOW RIVER MEDICAL LABORATORY | | 907 | 80 | 8% | 987 |
| ADVENTHEALTH CENTRA CARE | | 918 | 67 | 7% | 985 |
| PHYSICIANS PRIMARY CARE | 2 | 854 | 129 | 13% | 985 |
| MINUTECLINIC LLC #4415 | | 807 | 173 | 18% | 980 |
| LAB24 INC | 3 | 307 | 664 | 68% | 974 |
| PARRISH MEDICAL CENTER | | 857 | 108 | 11% | 965 |
| BAY MEDICAL CENTER SACRED HEART HEALTH SYSTEM | | 716 | 241 | 25% | 957 |
| COASTAL LABORATORIES | | 750 | 189 | 20% | 939 |
| VERITAS GENETICS | 21 | 831 | 75 | 8% | 927 |
| VRL EUROFINs - DALLAS | | 913 | 13 | 1% | 926 |
| VERITOR | | 810 | 114 | 12% | 924 |
| ADVENTHEALTH CENTRA CARE CONWAY | | 811 | 95 | 10% | 906 |
| BAPTIST HEALTH SOUTH FLORIDA - KEY BISCANE URGENT CARE EXPRESS | | 798 | 107 | 12% | 905 |
| MINUTECLINIC LLC #5249 | | 740 | 155 | 17% | 895 |
| NORTH FLORIDA PEDIATRICS-TALLAHASSEE | | 819 | 62 | 7% | 881 |
| MEDONE PLLC | | 697 | 169 | 20% | 866 |
| PARAMOUNT URGENT CARE - OVIEDO | | 480 | 383 | 44% | 863 |
| GENE TOX WORLDWIDE | 58 | 700 | 94 | 11% | 852 |
| STEWART REFERENCE LABORATORY | 1 | 539 | 300 | 36% | 840 |
| GENESIS LABORATORY MANAGEMENT | 5 | 695 | 129 | 16% | 829 |
| BAYFRONT HEALTH - CITRUS HILLS | | 698 | 120 | 15% | 818 |
| PHARMCO RX | 1 | 729 | 88 | 11% | 818 |
| FLORIDA HOSPITAL ORLANDO | | 743 | 74 | 9% | 817 |
| LEE HEALTH CONVENIENT CARE - PAGE FIELD | | 679 | 128 | 16% | 807 |
| ASCENSION ST VINCENT'S - CLAY | | 775 | 29 | 4% | 804 |
| HOLIDAY CVS LLC DBA CVSPHARMACY #5155 | | 777 | 26 | 3% | 803 |
| HISTOPATHOLOGY SERVICES, LLC | | 714 | 88 | 11% | 802 |
| PEDIATRIC HEALTH CARE ALLIANCE - NORTHDALe | | 734 | 57 | 7% | 791 |
| MINUTECLINIC LLC #5253 | | 698 | 92 | 12% | 790 |
| PHAROS HEALTH | | 622 | 167 | 21% | 789 |
| NITE LITE PEDIATRICS | | 228 | 561 | 71% | 789 |
| ASCENSION SACRED HEART - GULF | | 631 | 157 | 20% | 788 |
| LENCO MEDICAL LABORATORY | | 762 | 25 | 3% | 787 |
| ELLENTON URGENT CARE | | 572 | 212 | 27% | 784 |
| MINUTECLINIC LLC #3463 | | 669 | 108 | 14% | 777 |
| LAKE WALES MEDICAL CENTER INC | | 687 | 82 | 11% | 769 |
| QUICK CARE MED PL | 2 | 655 | 112 | 15% | 769 |
| MINUTECLINIC LLC #5854 | | 671 | 98 | 13% | 769 |
| PENSACOLA PEDIATRICS PA | 1 | 666 | 97 | 13% | 764 |
| MEDEXPRESS URGENT CARE BOCA RATON | | 711 | 50 | 7% | 761 |
| MACDILL AIR FORCE BASE | | 709 | 51 | 7% | 760 |
| ST ANNES NURSING CENTER | | 735 | 11 | 1% | 746 |
| DYNIX DIAGNOSTICS | 2 | 521 | 209 | 29% | 732 |

COVID-19: testing by laboratory

Data through Dec 20, 2020 verified as of Dec 21, 2020 at 09:25 AM

Data in this report are provisional and subject to change.

The numbers in the table below represent the number of Florida and non-Florida residents for whom test results were received by the Department of Health. A person can be tested by more than one laboratory and can have both positive and negative results. **Therefore, the sum of the numbers in each column will be larger than the total number of people tested.**

| Reporting lab | Inconclusive | Negative | Positive | Percent positive | Total |
|--|--------------|----------|----------|------------------|-------|
| NONE | | 308 | 408 | 57% | 716 |
| DISNEY COVID TEST SITE | | 703 | 9 | 1% | 712 |
| DEPARTMENT OF CLINICAL LABS | | 698 | 11 | 2% | 709 |
| STAGEZERO LIFE SCIENCES INC | 1 | 656 | 52 | 7% | 709 |
| CAREFAST MURABELLA | | 501 | 207 | 29% | 708 |
| CENTRA CARE | | 441 | 267 | 38% | 708 |
| BAPTIST HEALTHCARE - JAY HOSPITAL | | 555 | 151 | 21% | 706 |
| ADVENT HEALTH LAB - ORLANDO | | 428 | 275 | 39% | 703 |
| MEDEXPRESS URGENT CARE - JAX ATLANTIC BLVD | | 641 | 60 | 9% | 701 |
| PREMIER MEDICAL LABORATORY SERVICES | 1 | 463 | 221 | 32% | 685 |
| NAPLES URGENT CARE | 1 | 433 | 244 | 36% | 678 |
| MINI ER ADULT AND PEDIATRIC URGENT CARE | | 574 | 98 | 15% | 672 |
| EUROFINS NTD, LLC | | 635 | 35 | 5% | 670 |
| MINI ER WATERFORD LAKES, THE | | 592 | 78 | 12% | 670 |
| ACCU REFERENCE MEDICAL LAB | | 319 | 350 | 52% | 669 |
| SOLARIS HEALTHCARE PALATKA | | 658 | 10 | 1% | 668 |
| MINUTECLINIC LLC #5190 | | 574 | 92 | 14% | 666 |
| PHYSICIAN ASSOCIATES | | 605 | 60 | 9% | 665 |
| WHITE WILSON MEDICAL CENTER | | 71 | 593 | 89% | 664 |
| TYNDALL AIR FORCE BASE | | 529 | 132 | 20% | 661 |
| VENICE REGIONAL MEDICAL CENTER | | 572 | 83 | 13% | 655 |
| UHEALTH CLINIC AT WALGREENS | | 545 | 109 | 17% | 654 |
| CHARLES AIESI CONSULTING INC | 1 | 596 | 57 | 9% | 654 |
| WILLOWBROOKE COURT AT EDGEWATER POINTE ESTATES | | 645 | 8 | 1% | 653 |
| CENTRA CARE - SOUTH ORANGE | | 476 | 174 | 27% | 650 |
| MINUTECLINIC LLC #7886 | | 585 | 58 | 9% | 643 |
| NCH HEALTHCARE SYSTEM MICROBIOLOGY LAB | | 1 | 642 | 100% | 643 |
| MAVERICK LABS | | 456 | 186 | 29% | 642 |
| AMELIA EXPRESS CARE LLC | | 555 | 77 | 12% | 632 |
| PRIMARY CARE OF THE TREASURE COAST | | 565 | 62 | 10% | 627 |
| ED FRASER MEMORIAL HOSPITAL | | 478 | 132 | 22% | 610 |
| ACCESS POINT HEALTHCARE URGENT & PRIMARY CARE | | 477 | 133 | 22% | 610 |
| CVS HEALTH | | 443 | 162 | 27% | 605 |
| BAPTIST HEALTH - MD ANDERSON CANCER CENTER | | 598 | 4 | 1% | 602 |
| PATIENTS FIRST - MAHAN DRIVE | | 164 | 435 | 73% | 599 |
| COASTAL PEDIATRIC GROUP | | 525 | 68 | 11% | 593 |
| ADVENT HEALTH CENTRA CARE - MOUNT DORA | | 276 | 316 | 53% | 592 |
| INTERLACHEN PEDIATRICS | | 553 | 29 | 5% | 582 |
| MINUTECLINIC, LLC DBA MINUTECLINIC #4717 | | 567 | 12 | 2% | 579 |
| THE HEALTH CENTER OF PLANT CITY | | 571 | 7 | 1% | 578 |
| ADVENT HEALTH CENTRA CARE - WATERFORD LAKES | | 481 | 94 | 16% | 575 |
| DOC SMILEYS URGENT CARE LLC | | 459 | 114 | 20% | 573 |
| POINT OF CARE TESTING SITE | | 549 | 23 | 4% | 572 |
| MINUTECLINIC LLC #5069 | | 497 | 74 | 13% | 571 |
| VITAS HEALTHCARE CORPORATION OF FLA | | 565 | 3 | 1% | 568 |
| DOCTOR'S MEMORIAL HOSPITAL | | 447 | 120 | 21% | 567 |
| FLAGLER HOSPITAL | 8 | 29 | 530 | 93% | 567 |

COVID-19: testing by laboratory

Data through Dec 20, 2020 verified as of Dec 21, 2020 at 09:25 AM

Data in this report are provisional and subject to change.

The numbers in the table below represent the number of Florida and non-Florida residents for whom test results were received by the Department of Health. A person can be tested by more than one laboratory and can have both positive and negative results. **Therefore, the sum of the numbers in each column will be larger than the total number of people tested.**

| Reporting lab | Inconclusive | Negative | Positive | Percent positive | Total |
|--|--------------|----------|----------|------------------|-------|
| PARAMOUNT URGENT CARE VILLAGES | | 335 | 231 | 41% | 566 |
| Victoria Nursing and Rehabilitation Center | | 537 | 29 | 5% | 566 |
| FLORIDA COMMUNITY HEALTH CENTER | | 481 | 71 | 13% | 552 |
| BAPTIST HEALTH EMERGENCY CENTER AT WEST CORAL WAY | | 423 | 128 | 23% | 551 |
| Tampa Lakes Health and Rehabilitation Center | 2 | 483 | 64 | 12% | 549 |
| VITAE DIAGNOSTICS | | 534 | 13 | 2% | 547 |
| VETERANS AFFAIRS MEDICAL CENTER - JAMES A HALEY | | | 546 | 100% | 546 |
| PALACE NURSING HOME & REHAB CENTER | | 530 | 2 | 0% | 532 |
| MANOR PINES CONVALESCENT CENTER LLC | 1 | 519 | 11 | 2% | 531 |
| HOLMES REGIONAL MEDICAL CENTER | | 5 | 525 | 99% | 530 |
| MOUNT SINAI LABORATORY | | 510 | 19 | 4% | 529 |
| NCF DIAGNOSTICS & DNA TECHNOLOGIES | 15 | 196 | 318 | 60% | 529 |
| SANTA ROSA MEDICAL GROUP | | 441 | 87 | 16% | 528 |
| UNIVERSITY OF WEST FLORIDA STUDENT HEALTH SERVICES | 1 | 434 | 92 | 17% | 527 |
| Community_Health | | 422 | 102 | 19% | 524 |
| HOLY CROSS HOSPITAL LABORATORY | | | 523 | 100% | 523 |
| ECCOLAB GROUP | 1 | 143 | 379 | 72% | 523 |
| TACACHALE CLINICAL LABORATORY | | 505 | 17 | 3% | 522 |
| SOUTHEAST ALABAMA MEDICAL CENT | | 470 | 48 | 9% | 518 |
| ADDICTION LABS OF AMERICA | 2 | 475 | 39 | 8% | 516 |
| TENNESSEE DOH - NASHVILLE | 2 | 455 | 56 | 11% | 513 |
| ST JOHN'S NURSING CENTER | | 502 | 8 | 2% | 510 |
| The Sands at South Beach | | 505 | 4 | 1% | 509 |
| SHORELINE PHYSICIAN GROUP | | 333 | 175 | 34% | 508 |
| LEE COUNTY EMERGENCY MEDICAL SERVICE | | 451 | 55 | 11% | 506 |
| MEDICAL FP – WHOLE FAMILY HEALTH CENTER | | 405 | 98 | 19% | 503 |
| MOLECULAR INFECTIOUS DISEASES | | 492 | 7 | 1% | 499 |
| BROWNWOOD CARE CENTER | | 442 | 55 | 11% | 497 |
| PRO CLINIC | | 402 | 93 | 19% | 495 |
| SEBASTIAN RIVER MEDICAL CENTER | 2 | 393 | 100 | 20% | 495 |
| CLINICAL PATHOLOGY LABS | | 386 | 105 | 21% | 491 |
| JOHN KNOX VILLAGE HEALTH CENTER | | 483 | 8 | 2% | 491 |
| GULF COAST MOLECULAR LABORATORIES | 11 | 406 | 72 | 15% | 489 |
| KENDALL HEALTHCARE PROPERTIES DBA | 2 | 470 | 13 | 3% | 485 |
| VILLA MARIA NURSING & REHAB CENTER INC | 1 | 469 | 11 | 2% | 481 |
| DAVITA LABORATORY | | 426 | 55 | 11% | 481 |
| VETERANS AFFAIRS MEDICAL CENTER - BAY PINES | | 16 | 460 | 97% | 476 |
| GULF COAST VILLAGE | | 452 | 22 | 5% | 474 |
| MARION E FETHER MEDICAL CENTER, THE | | 438 | 35 | 7% | 473 |
| MINUTECLINIC LLC #3705 | | 421 | 48 | 10% | 469 |
| KEYS AHEC SCHOOL MEDICAL CLINIC | 6 | 405 | 57 | 12% | 468 |
| TREE HOUSE PEDIATRICS PLLC | | 425 | 42 | 9% | 467 |
| DR G'S URGENT CARE | | 408 | 58 | 12% | 466 |
| GOLDEN GLADES NURSING & REHABILITATION CTR | | 457 | 6 | 1% | 463 |
| LIFE CARE CENTER OF ORANGE PARK | | 453 | 7 | 2% | 460 |
| MID-FLORIDA PATHOLOGY | | 365 | 94 | 20% | 459 |
| NORTH OKALOOSA MEDICAL CENTER | | 257 | 199 | 44% | 456 |

COVID-19: testing by laboratory

Data through Dec 20, 2020 verified as of Dec 21, 2020 at 09:25 AM

Data in this report are provisional and subject to change.

The numbers in the table below represent the number of Florida and non-Florida residents for whom test results were received by the Department of Health. A person can be tested by more than one laboratory and can have both positive and negative results. **Therefore, the sum of the numbers in each column will be larger than the total number of people tested.**

| Reporting lab | Inconclusive | Negative | Positive | Percent positive | Total |
|---|--------------|----------|----------|------------------|-------|
| CLARITY LABS | | 394 | 62 | 14% | 456 |
| NORTH FLORIDA PEDIATRICS - LAKE CITY | | 324 | 132 | 29% | 456 |
| LABORATORY SPECIALISTS OF MICHIGAN | | 295 | 161 | 35% | 456 |
| INTEGRITY LABORATORIES, LLC | 1 | 356 | 97 | 21% | 454 |
| COVANCE CLINICAL RESEARCH UNIT INC | | 445 | 7 | 2% | 452 |
| JACKSON MEMORIAL LONG TERM CARE CENTER | | 439 | 10 | 2% | 449 |
| NORTH SHORE LIJ URGENT CARE PC | | 431 | 17 | 4% | 448 |
| OPTUM LABS LLC | | 356 | 92 | 21% | 448 |
| COASTAL URGENT CARE | | 374 | 74 | 17% | 448 |
| PARAMOUNT URGENT CARE - CLERMONT | | 324 | 121 | 27% | 445 |
| LIFE CARE CENTER OF HILLIARD | | 435 | 7 | 2% | 442 |
| C.W. BILL YOUNG VA MEDICAL CENTER | | 17 | 424 | 96% | 441 |
| ANY LAB TEST NOW | 1 | 311 | 128 | 29% | 440 |
| PRIMARY CARE SERVICES AT INDIAN RIVER ESTATES | | 433 | 5 | 1% | 438 |
| MEMORIAL PEMBROKE 24/7 CARE CENTER | | 335 | 102 | 23% | 437 |
| NEW YORK HOSPITAL LABORATORIES | 1 | 424 | 11 | 3% | 436 |
| CLEWISTON NURSING AND REHABILITATION CENTER | | 431 | 4 | 1% | 435 |
| PALM GARDEN OF PORT SAINT LUCIE | | 431 | 4 | 1% | 435 |
| AVECINA MEDICAL JULINGTON | 1 | 240 | 189 | 44% | 430 |
| WOODLANDS MEDICAL SPECIALISTS | | 332 | 93 | 22% | 425 |
| SMA SPECIALTY MEDICAL LAB | | 115 | 310 | 73% | 425 |
| Signature HealthCare Center of Waterford | | 410 | 10 | 2% | 420 |
| JACKSON MEMORIAL PERDUE MEDICAL CENTER | | 406 | 13 | 3% | 419 |
| GARCIA CLINICAL LABORATORY | | 28 | 390 | 93% | 418 |
| CONSULATE HEALTH CARE OF NEW PORT RICHEY | | 411 | 7 | 2% | 418 |
| BOND URGENT CARE LLC | | 312 | 103 | 25% | 415 |
| RIVER GARDEN HEBREW HOME FOR THE AGED | | 370 | 43 | 10% | 413 |
| THERADOC | | 152 | 261 | 63% | 413 |
| ENZO CLINICAL LABS INC | 1 | 398 | 13 | 3% | 412 |
| FISHERMENS HOSPITAL CLINICAL LAB | | 381 | 31 | 8% | 412 |
| GENEIQ | | 390 | 22 | 5% | 412 |
| CONSULATE HEALTHCARE OF VERO BEACH | 12 | 381 | 17 | 4% | 410 |
| LEHIGH REGIONAL MEDICAL CENTER LAB | | 368 | 41 | 10% | 409 |
| FLO-MEDILAB SERVICES | | 186 | 222 | 54% | 408 |
| EMERALD SHORES HEALTH AND REHABILITATION | | 347 | 61 | 15% | 408 |
| FOUNTAIN MANOR HEALTH AND REHAB CENTER | 1 | 396 | 10 | 2% | 407 |
| NEW PLANT CITY FAMILY CARE | 1 | 214 | 190 | 47% | 405 |
| ADVENT HEALTH CENTRA CARE - PORT ORANGE | | 29 | 374 | 93% | 403 |
| TIDE LABORATORIES | | 355 | 42 | 11% | 397 |
| SOUTHERN OAKS CARE CENTER | 1 | 386 | 9 | 2% | 396 |
| NORTH FLORIDA PEDIATRICS PA - SUWANNEE | | 318 | 78 | 20% | 396 |
| ADVENT HEALTH CENTRA CARE - WINTER PARK | | 257 | 138 | 35% | 395 |
| MINI ER AND URGENT CARE | | 289 | 105 | 27% | 394 |
| MEDICAL VB | | 296 | 98 | 25% | 394 |
| EDEN SPRINGS NURSING AND REHAB CENTER | | 361 | 32 | 8% | 393 |
| Good Samaritan Society Kissimmee Village | | 346 | 47 | 12% | 393 |
| VETERANS AFFAIRS MEDICAL CENTER | | 40 | 352 | 90% | 392 |

COVID-19: testing by laboratory

Data through Dec 20, 2020 verified as of Dec 21, 2020 at 09:25 AM

Data in this report are provisional and subject to change.

The numbers in the table below represent the number of Florida and non-Florida residents for whom test results were received by the Department of Health. A person can be tested by more than one laboratory and can have both positive and negative results. **Therefore, the sum of the numbers in each column will be larger than the total number of people tested.**

| Reporting lab | Inconclusive | Negative | Positive | Percent positive | Total |
|---|--------------|----------|----------|------------------|-------|
| SPECTOR SCIENTIFIC LAB | 1 | 188 | 201 | 52% | 390 |
| BARBER | | 13 | 376 | 97% | 389 |
| PRIMEHEALTH URGENT CARE INC | | 323 | 64 | 17% | 387 |
| MINUTECLINIC LLC # 3579 | | 340 | 47 | 12% | 387 |
| PALM GARDEN OF VERO BEACH | | 367 | 19 | 5% | 386 |
| HILLCREST HEALTH CARE & REHABILITATION CENTER | | 375 | 8 | 2% | 383 |
| ST CLOUD REGIONAL MEDICAL CENTER CLINICAL LAB | | 336 | 47 | 12% | 383 |
| THE PRESERVE | | 379 | 2 | 1% | 381 |
| BAYA PHARMACY WEST | | 8 | 368 | 98% | 376 |
| MINUTECLINIC LLC #3662 | | 335 | 40 | 11% | 375 |
| MANOR AT CARPENTERS | | 351 | 21 | 6% | 372 |
| FLORIDA DEPARTMENT OF HEALTH IN POLK COUNTY | 2 | 294 | 75 | 20% | 371 |
| MEDONE URGENT CARE CENTER | | 149 | 222 | 60% | 371 |
| URGENT CARE BETHESDA | 1 | 318 | 52 | 14% | 371 |
| MINUTECLINIC LLC #5214 | | 347 | 24 | 6% | 371 |
| HENDRY REGIONAL MEDICAL CENTER | | 107 | 263 | 71% | 370 |
| HEALTH CENTER AT BRENTWOOD | 1 | 350 | 19 | 5% | 370 |
| NEW YORK PRESBYTERIAN - CUMC CLINICAL | | 354 | 15 | 4% | 369 |
| FORT MYERS INTERNAL MEDICINE, LLC | | 340 | 29 | 8% | 369 |
| MINUTECLINIC LLC # 0514 | | 339 | 29 | 8% | 368 |
| LAUDERDALE NURSING CENTER LLC | 1 | 359 | 6 | 2% | 366 |
| ADVENT HEALTH - TAMPA | | 148 | 218 | 60% | 366 |
| NCH HEALTHCARE BONITA | | 267 | 98 | 27% | 365 |
| MINUTE CLINIC LLC | | 316 | 47 | 13% | 363 |
| PALM HARBOR PHARMACY | | 308 | 53 | 15% | 361 |
| WILLOW BROOKE COURT AT INDIAN RIVER ESTATES | | 326 | 33 | 9% | 359 |
| VALENCIA HILLS HEALTH AND REHABILITATION CENTER | | 351 | 8 | 2% | 359 |
| MYTEST DIAGNOSTICS | | 335 | 24 | 7% | 359 |
| THE MANOR AT BLUE WATER BAY | | 336 | 20 | 6% | 356 |
| MIAMI JEWISH HEALTH SYSTEMS | | 352 | 4 | 1% | 356 |
| INFORM DIAGNOSTICS | | 349 | 6 | 2% | 355 |
| Plantation Bay Rehabilitation Center | | 347 | 6 | 2% | 353 |
| Colonial Lakes Health Care | | 349 | 4 | 1% | 353 |
| PRIMARY CARE SERVICES AT ST ANDREWS ESTATES | | 353 | | | 353 |
| Point of Care Testing | 1 | 105 | 246 | 70% | 352 |
| WEST GABLES HEALTH CARE CENTER | | 344 | 8 | 2% | 352 |
| NAVAL HOSPITAL - JACKSONVILLE | | 41 | 311 | 88% | 352 |
| HARTS HARBOR HEALTH CARE CENTER | | 350 | 2 | 1% | 352 |
| PENSACOLA PEDIATRICS | 1 | 251 | 99 | 28% | 351 |
| THE PALACE AT HOMESTEAD | 1 | 339 | 10 | 3% | 350 |
| LIFE CARE CENTER OF NEW PORT RICHEY | | 324 | 25 | 7% | 349 |
| BAYSHORE DIAGNOSTICS | | 309 | 40 | 11% | 349 |
| MOORINGS PARK INSTITUTE, INC, THE | | 340 | 9 | 3% | 349 |
| SANFORD LABORATORIES | | 325 | 23 | 7% | 348 |
| Crestview Rehabilitation Center | 1 | 222 | 123 | 36% | 346 |
| PALM GARDEN OF OCALA | | 329 | 16 | 5% | 345 |
| KETAMINE HEALTH CENTERS LLC | | 315 | 27 | 8% | 342 |

COVID-19: testing by laboratory

Data through Dec 20, 2020 verified as of Dec 21, 2020 at 09:25 AM

Data in this report are provisional and subject to change.

The numbers in the table below represent the number of Florida and non-Florida residents for whom test results were received by the Department of Health. A person can be tested by more than one laboratory and can have both positive and negative results. **Therefore, the sum of the numbers in each column will be larger than the total number of people tested.**

| Reporting lab | Inconclusive | Negative | Positive | Percent positive | Total |
|---|--------------|----------|----------|------------------|-------|
| WILLISTON CARE CENTER | | 341 | 1 | 0% | 342 |
| ADVENT HEALTH CENTRA CARE - LAKE MARY | | 93 | 248 | 73% | 341 |
| SELECT REFERENCE LABORATORIES, LLC | 1 | 326 | 12 | 4% | 339 |
| ST ANDREWS BAY SKILLED NURSING & FAIR HAVENS CENTER, OPCO | | 336 | 3 | 1% | 339 |
| PROJECT HEALTH, INC SUMTERVILLE | 5 | 291 | 40 | 12% | 336 |
| GENESIS DIAGNOSTICS | | 234 | 101 | 30% | 335 |
| HMA SANTA ROSA MEDICAL CENTER LLC DBA | | 270 | 65 | 19% | 335 |
| NORTH FLORIDA REHABILITATION & SPECIALTY CARE | | 332 | 3 | 1% | 335 |
| SANTA ROSA CENTER FOR REHABILITATION AND HEALING | | 301 | 32 | 10% | 333 |
| BALDOMERO LOPEZ STATE VETERANS NURSING HOME | 2 | 329 | 1 | 0% | 332 |
| MY CLINICAL LAB | | 223 | 109 | 33% | 332 |
| CLIFFORD CHESTER SIMS STATE VETERANS | | 326 | 5 | 2% | 331 |
| VETERANS AFFAIRS MEDICAL CENTER - GAINESVILLE | | 2 | 328 | 99% | 330 |
| MINUTECLINIC LLC #7887 | | 298 | 32 | 10% | 330 |
| CREEKSIDE CARE CENTER | | 267 | 61 | 19% | 328 |
| BALDWIN PEDIATRICS | 1 | 311 | 16 | 5% | 328 |
| FIU-HEALTH AUXILIARY LABORATORY | | 302 | 26 | 8% | 328 |
| UR MEDICINE LABS- CENTRAL LABORATORY | | 317 | 11 | 3% | 328 |
| LIFE CARE CENTER OF PENSACOLA | | 323 | 5 | 2% | 328 |
| PARKLANDS FACILITY INC | 2 | 323 | 3 | 1% | 328 |
| MEDONE URGENT CARE AT ST. AUGUSTINE | | 111 | 217 | 66% | 328 |
| MED FAST URGENT CARE CENTER | | 78 | 249 | 76% | 327 |
| VRL EUROFINs | | 317 | 10 | 3% | 327 |
| ETHOS WELLNESS PHARMACY | | 300 | 24 | 7% | 324 |
| USAFSAM/PHE | | 173 | 150 | 46% | 323 |
| PARAMOUNT URGENT CARE INC | | 133 | 189 | 59% | 322 |
| FERNANDINA BEACH REHAB AND NURSING | 1 | 319 | 1 | 0% | 321 |
| MINUTECLINIC LLC #1771 | | 288 | 32 | 10% | 320 |
| INDIAN RIVER CTR, LLC | | 291 | 28 | 9% | 319 |
| MIDWAY SPECIALTY CARE CENTER | 3 | 202 | 113 | 36% | 318 |
| HARBOUR HEALTH CENTER | | 312 | 4 | 1% | 316 |
| SOLARIS HEALTHCARE CHARLOTTE HARBOR | | 301 | 14 | 4% | 315 |
| MINUTECLINIC LLC #1055 | | 254 | 61 | 19% | 315 |
| NORTHEAST FLORIDA NEUROLOGY CLINICS, INC | | 275 | 39 | 12% | 314 |
| SIPARADIGM, DIAGNOSTIC INFORMATICS | | 273 | 39 | 13% | 312 |
| Stacey Health Care Centers Inc. dba Riverside Care Center | | 296 | 16 | 5% | 312 |
| DOH – INDIAN RIVER | | 264 | 46 | 15% | 310 |
| PATIENTS FIRST LAKE ELLA MEDICAL CENTER | | 278 | 32 | 10% | 310 |
| PEDIATRIC HEALTHCARE ALLIANCE PA | | 282 | 27 | 9% | 309 |
| ADVENT HEALTH CENTRA CARE - LEESBURG | | 13 | 295 | 96% | 308 |
| GENESIS MEDICAL LABORATORY MIAMI FL. | | 83 | 224 | 73% | 307 |
| SIGNATURE HEALTHCARE OF BROOKWOOD GARDENS | | 306 | | | 306 |
| PALM GARDEN OF JACKSONVILLE | 2 | 293 | 11 | 4% | 306 |
| HOLMES REG MED CENTER CLINICAL LAB | | 256 | 49 | 16% | 305 |
| CITRUS NURSING CENTER LLC | | 290 | 15 | 5% | 305 |
| RUSKIN HEALTH CENTER | | 196 | 109 | 36% | 305 |

COVID-19: testing by laboratory

Data through Dec 20, 2020 verified as of Dec 21, 2020 at 09:25 AM

Data in this report are provisional and subject to change.

The numbers in the table below represent the number of Florida and non-Florida residents for whom test results were received by the Department of Health. A person can be tested by more than one laboratory and can have both positive and negative results. **Therefore, the sum of the numbers in each column will be larger than the total number of people tested.**

| Reporting lab | Inconclusive | Negative | Positive | Percent positive | Total |
|---|--------------|----------|----------|------------------|-------|
| TREASURE COAST COMMUNITY HEALTH | 3 | 273 | 29 | 10% | 305 |
| MEDSCAN LABORATORY INC | 1 | 161 | 143 | 47% | 305 |
| VILLAGE AT VIENNA SQUARE,THE | 6 | 294 | 5 | 2% | 305 |
| GROWING TOGETHER PEDIATRICS LLC | | 284 | 21 | 7% | 305 |
| ABBEY DELRAY | | 302 | 2 | 1% | 304 |
| MEDEXPRESS LUTZ | | 3 | 301 | 99% | 304 |
| MINUTECLINIC LLC, #10357 | | 301 | 1 | 0% | 302 |
| FLORIDA HOSPITAL WAUCHULA | | 200 | 101 | 34% | 301 |
| MINUTECLINIC, LLC (CLINIC 10699) | | 262 | 39 | 13% | 301 |
| FLORIDA HOSPITAL MEDICAL GROUP | | 240 | 60 | 20% | 300 |
| DOCTORS CENTER,THE | | 239 | 61 | 20% | 300 |
| MINUTECLINIC LLC # 3686 | | 263 | 37 | 12% | 300 |
| PROHEALTH MEDICAL CLINIC | | 62 | 236 | 79% | 298 |
| CORE DIAGNOSTIC LABORATORIES LLC | | 220 | 78 | 26% | 298 |
| MINUTECLINIC LLC | | 264 | 33 | 11% | 297 |
| ADVENT HEALTH CENTRA CARE - TITUSVILLE | | 56 | 241 | 81% | 297 |
| BUENA VISTA URGENT CARE | | 264 | 32 | 11% | 296 |
| MANOR CARE HEALTH SERVICES - FT MYERS | | 287 | 7 | 2% | 294 |
| NSPIRE HEALTHCARE MIAMI LAKES | 3 | 281 | 9 | 3% | 293 |
| ADVENT HEALTH CENTRA CARE - PALM COAST | | 36 | 257 | 88% | 293 |
| BLOUNTSTOWN REHABILITATION CENTER LLC | | 208 | 84 | 29% | 292 |
| CORAL TRACE HEALTH CARE | 1 | 290 | 1 | 0% | 292 |
| NORTHWEST MEDICAL CENTER CLINICAL LABORATORY | | 175 | 116 | 40% | 291 |
| MINUTECLINIC LLC #7173 | | 262 | 28 | 10% | 290 |
| Palmetto Subacute Care Center | | 282 | 7 | 2% | 289 |
| CORAL BAY HEALTHCARE AND REHABILITATION | 1 | 285 | 3 | 1% | 289 |
| AUBURN UNIVERSITY MEDICAL CLINIC | | 227 | 62 | 21% | 289 |
| MANOR OAKS NURSING & REHAB CENTER | 1 | 286 | 1 | 0% | 288 |
| MINUTECLINIC LLC #1821 | | 265 | 22 | 8% | 287 |
| CONSULATE HEALTH CARE OF BAYONET POINT | 3 | 280 | 4 | 1% | 287 |
| ARCPOINTS LABS | | 254 | 32 | 11% | 286 |
| NORTH FLORIDA PEDIATRICS PA | | 254 | 32 | 11% | 286 |
| ARCPOINT LABS OF CORAL SPRINGS FL | | 262 | 23 | 8% | 285 |
| FLORIDA GULF COAST UNIVERSITY | | 138 | 146 | 51% | 284 |
| MAYFLOWER ASSISTED LIVING | | 283 | 1 | 0% | 284 |
| FAMILY HEALTH CENTERS OF SWF LABS | 1 | 239 | 44 | 15% | 284 |
| LIFE CARE CENTER OF OCALA | | 277 | 6 | 2% | 283 |
| SPECIALTY HEALTH AND REHABILITATION CENTER | | 260 | 23 | 8% | 283 |
| LAKELAND REGIONAL HEALTH SYSTEMS INC | | 16 | 266 | 94% | 282 |
| MINUTECLINIC LLC #3635 | | 259 | 23 | 8% | 282 |
| BOCA BIOLISTICS REFERENCE LABORATORY | 2 | 185 | 94 | 33% | 281 |
| LAKELAND REGIONAL HEALTH - PWC/OB | | 35 | 245 | 88% | 280 |
| MINUTECLINIC LLC #3671 | | 249 | 30 | 11% | 279 |
| PEDIATRICS OF CENTRAL FLORIDA PA | 7 | 254 | 18 | 6% | 279 |
| PALM GARDEN OF GAINESVILLE | 2 | 275 | 2 | 1% | 279 |
| ADVENTHEALTH EXPRESS CARE | | 152 | 126 | 45% | 278 |
| HAINES CITY REHABILITATION AND NURSING CENTER | | 273 | 5 | 2% | 278 |

COVID-19: testing by laboratory

Data through Dec 20, 2020 verified as of Dec 21, 2020 at 09:25 AM

Data in this report are provisional and subject to change.

The numbers in the table below represent the number of Florida and non-Florida residents for whom test results were received by the Department of Health. A person can be tested by more than one laboratory and can have both positive and negative results. **Therefore, the sum of the numbers in each column will be larger than the total number of people tested.**

| Reporting lab | Inconclusive | Negative | Positive | Percent positive | Total |
|---|--------------|----------|----------|------------------|-------|
| LIFEBRITE | 1 | 117 | 160 | 58% | 278 |
| PRUITT HEALTH-SANTA ROSA | | 275 | 2 | 1% | 277 |
| BIOCEPT | | 260 | 16 | 6% | 276 |
| MEDFAST URGENT CARE CENTERS | | 8 | 268 | 97% | 276 |
| CITY MEDICAL OF NEW JERSEY, PC | | 252 | 24 | 9% | 276 |
| Life Care Center at Wells Crossing | | 259 | 14 | 5% | 273 |
| WESTCHESTER GARDENS LIMITED PARTNERSHIP | | 268 | 5 | 2% | 273 |
| BOND AND STEELE CLINIC PA | | 148 | 125 | 46% | 273 |
| FAST TRACK URGENT CARE CENTER | | 1 | 271 | 100% | 272 |
| RICARDO NAVARRO DO PA | | 251 | 20 | 7% | 271 |
| MEDFAST URGENT CARE CENTER | | 82 | 187 | 70% | 269 |
| FLORIDA HOSPITAL HEARTLAND MED CTR LAKE PLACID | | 199 | 70 | 26% | 269 |
| Quest Diag Unspecifd | | 176 | 93 | 35% | 269 |
| PALMS OF SEBRING | | 253 | 15 | 6% | 268 |
| PHYSICIANS REGIONAL WALK-IN | | 184 | 83 | 31% | 267 |
| GOLDEN GATE FAMILY CLINIC | | 63 | 204 | 76% | 267 |
| BRIDGEWATER PARK HEALTH AND REHAB | | 257 | 9 | 3% | 266 |
| DELTONA HEALTH CARE | | 246 | 20 | 8% | 266 |
| APP-UNIPATH, LLC | 1 | 255 | 9 | 3% | 265 |
| AURORA DIAGNOSTICS BERNHARDT LABORATORIES PATHOLOGY SERVICE | | 190 | 71 | 27% | 261 |
| CLIFFORD CHESTER SIMS VA NURSING HOME | | 251 | 8 | 3% | 259 |
| CONSULATE HEALTHCARE OF KISSIMMEE | | 247 | 12 | 5% | 259 |
| MINUTECLINIC LLC #3291 | | 229 | 30 | 12% | 259 |
| AVELLINO LAB USA, INC | 1 | 250 | 8 | 3% | 259 |
| VETERANS AFFAIRS MEDICAL CENTER - LAKE CITY | | 52 | 206 | 80% | 258 |
| FLORIDA WOMAN CARE LABORATORY LLC | | 232 | 26 | 10% | 258 |
| ADVENT HEALTH - CELEBRATION | | 245 | 12 | 5% | 257 |
| BAPTIST PRIMARY CARE | 2 | 206 | 49 | 19% | 257 |
| ASCEND CLINICAL | 2 | 232 | 20 | 8% | 254 |
| MAIN STREET MEDICAL CENTER | | 9 | 244 | 96% | 253 |
| BIOCERNA LLC | 8 | 188 | 57 | 23% | 253 |
| SPRINGTREE REHAB & HEALTH CARE CENTER | | 246 | 6 | 2% | 252 |
| QUALITOX LABORATORIES | | 105 | 147 | 58% | 252 |
| EAST LAKE PEDIATRICS | | 202 | 49 | 20% | 251 |
| NORTH PINELLAS STATMED QUICK QUALITY CLINICS | | 159 | 92 | 37% | 251 |
| MIDWAY SPECIATLY CARE CENTER | | 141 | 109 | 44% | 250 |
| TREASURE COAST MEDICAL ASSOCIATES INC | | 189 | 60 | 24% | 249 |
| KEY WEST HEALTH AND REHAB | 1 | 243 | 4 | 2% | 248 |
| SPRING HILL HEALTH AND REHABILITATION CENTER | | 235 | 13 | 5% | 248 |
| Timberridge Center for Rehabilitation and Healing | | 224 | 23 | 9% | 247 |
| MARTIN MEMORIAL MEDICAL CENTER LAB | | 128 | 118 | 48% | 246 |
| SHELL POINT VILLAGE MEDICAL CENTER | | 246 | | | 246 |
| PALM BAY HOSPITAL CLINICAL LABORATORY | | 100 | 145 | 59% | 245 |
| CYPRESS VILLAGE | | 234 | 10 | 4% | 244 |
| ST JUDE CHILDREN'S RESEARCH HOSPITAL | | 231 | 12 | 5% | 243 |
| ROSEWOOD HEALTHCARE & REHABILITATION CENTER | | 239 | 4 | 2% | 243 |
| INTELEX LABS, LLC | | 233 | 9 | 4% | 242 |

COVID-19: testing by laboratory

Data through Dec 20, 2020 verified as of Dec 21, 2020 at 09:25 AM

Data in this report are provisional and subject to change.

The numbers in the table below represent the number of Florida and non-Florida residents for whom test results were received by the Department of Health. A person can be tested by more than one laboratory and can have both positive and negative results. **Therefore, the sum of the numbers in each column will be larger than the total number of people tested.**

| Reporting lab | Inconclusive | Negative | Positive | Percent positive | Total |
|--|--------------|----------|----------|------------------|-------|
| CONSULATE HEALTH CARE OF SAFETY HARBOR | | 238 | 4 | 2% | 242 |
| MINUTECLINIC LLC #476 | | 208 | 34 | 14% | 242 |
| HOMESTEAD MANOR | | 213 | 28 | 12% | 241 |
| GOOD SAMARITAN | | 236 | 5 | 2% | 241 |
| SHORE ACRES CARE CENTER | | 230 | 8 | 3% | 238 |
| OCEAN VIEW NURSING AND REHAB CENTER | | 227 | 10 | 4% | 237 |
| DIAMOND RIDGE HEALTH AND REHABILITATION CENTER | | 222 | 15 | 6% | 237 |
| SOLARIS HEALTHCARE PARKWAY | 1 | 233 | 2 | 1% | 236 |
| 24 HOUR PEDIATIC CARE CENTER | 1 | 218 | 17 | 7% | 236 |
| VILLAGE DOCTORS FAMILY MEDICAL CENTER OF | | 189 | 47 | 20% | 236 |
| MALABAR/ADVENT CENTRA CARE | | 47 | 188 | 80% | 235 |
| URGENT CARE OF THE PALM BEACHES | | 2 | 233 | 99% | 235 |
| ALTRU DIAGNOSTICS INC | | 209 | 25 | 11% | 234 |
| ROLLINS COLLEGE WELLNESS CENTER | | 92 | 142 | 61% | 234 |
| Marshall Health and Rehabilitation Center | | 232 | 2 | 1% | 234 |
| ADVENT HEALTH CENTRA CARE - UNIVERSITY | 1 | 94 | 139 | 59% | 234 |
| GOOD SAMARITAN SOCIETY-DAYTONA | | 232 | 2 | 1% | 234 |
| MEMPHIS PATHOLOGY LABORATORY | 4 | 212 | 17 | 7% | 233 |
| BENTON PEDIATRICS INC | | 212 | 21 | 9% | 233 |
| READY RESPONDERS FLORIDA, PLLC | | 196 | 35 | 15% | 231 |
| Cypress Cove Care Center | | 164 | 66 | 29% | 230 |
| BROWARD NURSING & REHABILITATION CTR | 8 | 219 | 2 | 1% | 229 |
| OAK HAMMOCK AT THE UNIVERSITY OF FLORIDA | | 223 | 6 | 3% | 229 |
| renaissance health and rehabilitation center | | 227 | 2 | 1% | 229 |
| ADVENT HEALTH CENTRA CARE - ALTAMONTE SPRINGS | | 136 | 93 | 41% | 229 |
| Vi at Lakeside Village Skilled Nursing | | 226 | 2 | 1% | 228 |
| MANOR CARE NURSING CENTER OF SARASOTA FL LLC | | 223 | 5 | 2% | 228 |
| GANDY CROSSING CARE CENTER | 1 | 216 | 11 | 5% | 228 |
| FAIRWAY OAKS CENTER LLC | 5 | 219 | 4 | 2% | 228 |
| REGENTS PARK AT AVENTURA | | 221 | 6 | 3% | 227 |
| LAKE EUSTIS HEALTH AND REHABILITATION CENTER | | 226 | 1 | 0% | 227 |
| BUFFALO CROSSING HEALTHCARE & REHABILITATION CTR | | 222 | 5 | 2% | 227 |
| MINUTECLINIC LLC #8396 | | 204 | 22 | 10% | 226 |
| ROSEWOOD HEALTH AND REHABILITATION CENTER | | 220 | 5 | 2% | 225 |
| MANORCARE HEALTH SERVICES - VENICE | | 180 | 44 | 20% | 224 |
| VITAS LUTHERAN TOWERS INPATIENT PROGRAM | | 220 | 4 | 2% | 224 |
| LEHIGH VALLEY GENOMICS | | | 224 | 100% | 224 |
| LYNN HAVEN SPORTS COMPLEX-WALKON CLINIC | | 20 | 203 | 91% | 223 |
| ELLENTON PEDIATRICS | | 206 | 17 | 8% | 223 |
| TAMARAC REHABILITATION & HEALTH CENTER | | 223 | | | 223 |
| CLARIDGE HOUSE NURSING CENTER | | 214 | 9 | 4% | 223 |
| FLAGLER COUNTY HEALTH DEPARTMENT | | 192 | 30 | 14% | 222 |
| Bay Breeze Senior Living and Rehabilitation Center | | 181 | 41 | 18% | 222 |
| BAY VILLAGE OF SARASOTA INC | | 220 | 2 | 1% | 222 |
| HERON POINTE HEALTH AND REHABILITATION | 1 | 220 | | | 221 |
| KISSIMMEE FACILITY OPERATIONS LLC | | 215 | 6 | 3% | 221 |
| Premier Place at The Glenview | | 214 | 7 | 3% | 221 |

COVID-19: testing by laboratory

Data through Dec 20, 2020 verified as of Dec 21, 2020 at 09:25 AM

Data in this report are provisional and subject to change.

The numbers in the table below represent the number of Florida and non-Florida residents for whom test results were received by the Department of Health. A person can be tested by more than one laboratory and can have both positive and negative results. **Therefore, the sum of the numbers in each column will be larger than the total number of people tested.**

| Reporting lab | Inconclusive | Negative | Positive | Percent positive | Total |
|---|--------------|----------|----------|------------------|-------|
| HARDEE MANOR HEALTH CARE CENTER | 1 | 218 | 2 | 1% | 221 |
| LabCorp (Non-Interfaced) | 1 | 108 | 112 | 51% | 221 |
| MANDARIN PEDIATRICS | | 209 | 11 | 5% | 220 |
| FL HUD DESTIN, LLC D/B/A GRAND BOULEVARD HEALTH | | 196 | 24 | 11% | 220 |
| JACKSONVILLE BEACH PEDIATRIC CARE CENTER | | 199 | 21 | 10% | 220 |
| HENDRY REGIONAL MEDICAL CENTER CLINICAL LABORATORY | | 157 | 61 | 28% | 218 |
| BLUE MED CONSULTANTS | | 210 | 7 | 3% | 217 |
| THE MANOR AT CARPENTERS | | 185 | 32 | 15% | 217 |
| Solaris HealthCare Windermere | | 212 | 5 | 2% | 217 |
| LAKE PORT SQUARE | | 200 | 15 | 7% | 215 |
| FLORIDA DEPT OF HEALTH IN BREVARD COUNTY | 3 | 182 | 30 | 14% | 215 |
| LUTHERAN HAVEN | | 212 | 3 | 1% | 215 |
| OSPREY LODGE | | 208 | 6 | 3% | 214 |
| CHIPOLA HEALTH AND REHAB | | 202 | 11 | 5% | 213 |
| ADVENT HEALTH CENTRA CARE - ORMOND BEACH | | 68 | 145 | 68% | 213 |
| ST. CLOUD REGIONAL MEDICAL CENTER | | 199 | 13 | 6% | 212 |
| Boynton Beach Rehabilitation Center | 2 | 209 | 1 | 0% | 212 |
| HOPE HOSPICE AND COMMUNITY SERVICES INC | 5 | 203 | 4 | 2% | 212 |
| POCONO MEDICAL CENTER | | 212 | | | 212 |
| BROAD INSTITUTE CLINICAL SEQUENCING RESEARCH PLATFORM | 1 | 205 | 5 | 2% | 211 |
| SUNRISE DIAGNOSTIC LABORATORY | | 158 | 53 | 25% | 211 |
| ROSEN MEDICAL CENTER | | 190 | 21 | 10% | 211 |
| BLOCK, NATION, CHASE, AND SMOLEN FAMILY MEDICINE | | 157 | 54 | 26% | 211 |
| PHYSICIANS PRIMARY CARE LAB | | 178 | 33 | 16% | 211 |
| SUWANNEE HEALTH AND REHABILITATION CENTER | | 207 | 4 | 2% | 211 |
| TERRACES OF LAKE WORTH CARE CENTER | | 211 | | | 211 |
| PARKS HEALTHCARE & REHABILITATION CTR | 4 | 205 | 1 | 0% | 210 |
| Sunset Point Center | | 208 | 2 | 1% | 210 |
| THE PALACE MANAGEMENT - THE PALACE AT CORAL GABLES | | 209 | | | 209 |
| The Palace Nursing and Rehabilitation Center | | 209 | | | 209 |
| PROTEUS MOLECULAR AND CLINICAL LAB | 1 | 144 | 64 | 31% | 209 |
| BUREAU OF CLINICAL LABORATORIES | | 172 | 36 | 17% | 208 |
| NEIGHBORHOOD MEDICAL CENTER INC | | 190 | 18 | 9% | 208 |
| Heritage Healthcare at Tallahassee | | 205 | 3 | 1% | 208 |
| MEDICAL CENTER CLINIC-IMMEDIATE CARE | 1 | 169 | 37 | 18% | 207 |
| CONSULATE HEALTH CARE OF WINTER HAVEN | | 207 | | | 207 |
| CAPE CANAVERAL HOSPITAL | | 76 | 131 | 63% | 207 |
| Bayside Care Center | 1 | 201 | 5 | 2% | 207 |
| COMMUNITY HEALTH CENTERS OF PINELLAS, INC. | | 3 | 203 | 99% | 206 |
| ARCHER HEALTH VENTURES, LLC | | 187 | 18 | 9% | 205 |
| PruittHealth Santa Rosa | | 195 | 10 | 5% | 205 |
| ASAP LAB LLC | | 108 | 97 | 47% | 205 |
| TUSKAWILLA NURSING AND REHAB CENTER | 2 | 198 | 4 | 2% | 204 |
| LIFE CARE PONTE VEDRA INC | | 202 | 2 | 1% | 204 |
| TGH | | 1 | 202 | 100% | 203 |
| MEDRITE MEDICAL CARE, PC | 90 | 98 | 15 | 7% | 203 |
| Taylor Care Center | | 201 | 2 | 1% | 203 |

COVID-19: testing by laboratory

Data through Dec 20, 2020 verified as of Dec 21, 2020 at 09:25 AM

Data in this report are provisional and subject to change.

The numbers in the table below represent the number of Florida and non-Florida residents for whom test results were received by the Department of Health. A person can be tested by more than one laboratory and can have both positive and negative results. **Therefore, the sum of the numbers in each column will be larger than the total number of people tested.**

| Reporting lab | Inconclusive | Negative | Positive | Percent positive | Total |
|---|--------------|----------|----------|------------------|-------|
| LAKE PARK OF MADISON | | 199 | 4 | 2% | 203 |
| MINUTECLINIC LLC # 3930 | | 177 | 25 | 12% | 202 |
| HEALTHY STEPS PEDIATRICS | | 182 | 20 | 10% | 202 |
| POLK COUNTY HEALTH DEPARTMENT | | 178 | 24 | 12% | 202 |
| HOMESTEAD VILLAGE | | 198 | 3 | 1% | 201 |
| VAMC WEST PALM LAB | | 5 | 196 | 98% | 201 |
| FULGENT GENETICS | 2 | 161 | 38 | 19% | 201 |
| Governors Creek Health and Rehabilitation | 1 | 198 | 2 | 1% | 201 |
| GATEWAY/ADVENT CENTRA CARE | | 13 | 188 | 94% | 201 |
| Destin Healthcare and Rehabilitation Center | 1 | 196 | 3 | 2% | 200 |
| MINUTECLINIC LLC #7973 | | 180 | 20 | 10% | 200 |
| MICHAEL A MIDDLETON MD PA□ | | 192 | 8 | 4% | 200 |
| BAYA POINTE NURSING AND REHABILITATION | | 116 | 83 | 42% | 199 |
| PALM GARDEN OF TAMPA | | 197 | 2 | 1% | 199 |
| HEALTH FIRST - HOLMES REGIONAL MEDICAL CENTER | | 32 | 167 | 84% | 199 |
| EAST LAKE PEDIATRICS PA | | 185 | 14 | 7% | 199 |
| ORANGE COUNTY HEALTH DEPT | | 191 | 8 | 4% | 199 |
| FAST TRACK URGENT CARE CENTER - CARROLLWOOD | | 1 | 197 | 99% | 198 |
| PATHGROUP LABS LLC | | 94 | 104 | 53% | 198 |
| BREVARD HEALTH ALLIANCE | | 63 | 135 | 68% | 198 |
| Glades West Rehabilitation and Nursing Center | | 197 | 1 | 1% | 198 |
| DEPARTMENT OF HEALTH & HUMAN SERVICES | | 198 | | | 198 |
| TIERRA PINES CENTER | | 188 | 8 | 4% | 196 |
| SABAL PALMS HEALTH AND REHAB | | 157 | 39 | 20% | 196 |
| MINUTECLINIC, LLC #4015 | | 161 | 34 | 17% | 195 |
| MINUTECLINIC LLC #3003 | | 165 | 30 | 15% | 195 |
| STARKE FAMILY MEDICAL CENTER | | 160 | 35 | 18% | 195 |
| FLORIDA CLINICAL LABORATORY-BIOREFERENCE LABORATORIES | | 63 | 132 | 68% | 195 |
| HEATHER HILL HEALTHCARE CENTER | | 173 | 21 | 11% | 194 |
| CARENOW URGENT CARE – FORT PIERCE | | 145 | 49 | 25% | 194 |
| MINUTECLNIC LLC | | 174 | 20 | 10% | 194 |
| ADVENTHEALTH MEDICAL GROUP PROMPT CARE | | 156 | 37 | 19% | 193 |
| GRAND COURT TAMPA | | 192 | 1 | 1% | 193 |
| PALM GARDEN OF AVENTURA | | 192 | 1 | 1% | 193 |
| VITAS HEALTHCARE CORP OF CENTRAL FL | | 190 | 3 | 2% | 193 |
| Ocala Health and Rehabilitation Center | | 191 | 2 | 1% | 193 |
| FLORIDA DEPARTMENT OF HEALTH | | 169 | 23 | 12% | 192 |
| RULEME CENTER | 1 | 185 | 5 | 3% | 191 |
| XYZ LABORATORY | 2 | 172 | 17 | 9% | 191 |
| MINUTECLINIC LLC #3814 | | 161 | 29 | 15% | 190 |
| ST JAMES HEALTH AND REHABILITATION CENTER | | 185 | 5 | 3% | 190 |
| MEDIPATH | | 5 | 185 | 97% | 190 |
| LITTLE PINE PEDIATRICS | | 143 | 47 | 25% | 190 |
| W FRANK WELLS NURSING HOME | | 168 | 21 | 11% | 189 |
| ABBOTT LABORATORIES | | 142 | 47 | 25% | 189 |
| CATALYST WALK IN CLINIC | | 141 | 47 | 25% | 188 |
| PEDIATRIC HEALTH CARE ALLIANCE, PA | | 170 | 18 | 10% | 188 |

COVID-19: testing by laboratory

Data through Dec 20, 2020 verified as of Dec 21, 2020 at 09:25 AM

Data in this report are provisional and subject to change.

The numbers in the table below represent the number of Florida and non-Florida residents for whom test results were received by the Department of Health. A person can be tested by more than one laboratory and can have both positive and negative results. **Therefore, the sum of the numbers in each column will be larger than the total number of people tested.**

| Reporting lab | Inconclusive | Negative | Positive | Percent positive | Total |
|--|--------------|----------|----------|------------------|------------|
| Consulate Health Care of North Fort Myers | | 182 | 6 | 3% | 188 |
| PALM GARDEN OF CLEARWATER | | 183 | 5 | 3% | 188 |
| MIAMI JEWISH HEALTH SYSTEMS, INC | 1 | 180 | 7 | 4% | 188 |
| DOCTORS MEMORIAL FAMILY MEDICINE | 2 | 126 | 59 | 32% | 187 |
| CARRINGTON PLACE OF ST PETE LLC | | 186 | 1 | 1% | 187 |
| HEALTH LINK DIAGNOSTIC LABORATORIES | | 182 | 5 | 3% | 187 |
| PLANTATION NURSING & REHAB CENTER | | 186 | | | 186 |
| SIGNATURE HEALTHCARE OF NORTH FLORIDA | | 183 | 2 | 1% | 185 |
| CRUCIAL CARE EMERGENCY MEDICINE DOCTORS | | 156 | 29 | 16% | 185 |
| LOOP PEDIATRICS PA | | 162 | 23 | 12% | 185 |
| DBI HEALTH INC | | 181 | 3 | 2% | 184 |
| NEO GENOMICS - FORT MYERS | 1 | 179 | 4 | 2% | 184 |
| ST. JAMES BAY HEALTH AND REHABILITATION CENTER | | 183 | 1 | 1% | 184 |
| BAY TREE CARE AND REHABILITATION CENTER | | 164 | 20 | 11% | 184 |
| HARDEE COUNTY HEALTH DEPARTMENT | | 147 | 37 | 20% | 184 |
| PruittHealth Panama City | | 177 | 6 | 3% | 183 |
| Chatsworth at PGA National, LLC | | 179 | 4 | 2% | 183 |
| USA HEALTH UNIVERSITY HOSPITAL CLINICAL LABORATORY | 1 | 180 | 2 | 1% | 183 |
| ADVENT HEALTH CENTRA CARE - COLONIAL TOWN | | 135 | 48 | 26% | 183 |
| SIGNATURE HEALTHCARE AT THE COURTYARD | | 138 | 45 | 25% | 183 |
| WOMEN'S CARE FLORIDA LABORATORY | | 178 | 5 | 3% | 183 |
| PCB CLINIC | | 136 | 45 | 25% | 181 |
| CENTRA CARE – AZALEA PARK | | 98 | 82 | 46% | 180 |
| SOLARIS SENIOR LIVING VERO BEACH | | 176 | 3 | 2% | 179 |
| BROOKDALE FORT MYERS CYPRESS LAKE | | 178 | 1 | 1% | 179 |
| ORCHARD RIDGE CARE AND REHABILITATION CENTER | | 177 | 1 | 1% | 178 |
| MINUTECLINIC LLC #4458 | | 145 | 32 | 18% | 177 |
| SOLARIS HEALTHCARE MERRITT ISLAND | | 163 | 14 | 8% | 177 |
| MINUTECLINIC LLC #1067 | | 152 | 25 | 14% | 177 |
| EPN URGENT CARE | | 43 | 134 | 76% | 177 |
| CHILDRENS MEDICAL ASSOCIATION | | 161 | 15 | 9% | 176 |
| UNIVERSITY OF TAMPA STUDENT HEALTH AND SHC CLINICAL LABORATORY | | 44 | 132 | 75% | 176 |
| LPG COCONUT POINT | | 153 | 22 | 13% | 175 |
| Consulate Health Care of St. Petersburg | | 174 | | | 174 |
| ADVENT HEALTH CENTRA CARE - DAYTONA BEACH | | 89 | 85 | 49% | 174 |
| Lake Port Square Health Center | | 169 | 4 | 2% | 173 |
| Bayside Health and Rehabilitation | | 164 | 9 | 5% | 173 |
| HALIFAX MEDICAL CENTER-PORT ORANGE LAB | | 148 | 25 | 14% | 173 |
| PERSONALIZED GENETIC TESTING | | 83 | 90 | 52% | 173 |
| NIGHT LITE PEDIATRICS WINTER GARDEN | | 144 | 28 | 16% | 172 |
| ADVENT HEALTH CENTRA CARE - WESLEY CHAPEL | | 4 | 168 | 98% | 172 |
| BAPTIST HEALTH PRIMARY CARE | 1 | 134 | 36 | 21% | 171 |
| DAVID SCOTT MADWAR MD PA□ | | 159 | 12 | 7% | 171 |
| SUPERIOR RESIDENCES OF PANAMA CITY BEACH | | 164 | 6 | 4% | 170 |
| ManorCare Health Services-Palm Harbor | | 169 | | | 169 |
| ORCHARD PARK HEALTH & REHABILITATION | | 169 | | | 169 |
| LONGWOOD FAMILY PRACTICE | | 141 | 28 | 17% | 169 |

COVID-19: testing by laboratory

Data through Dec 20, 2020 verified as of Dec 21, 2020 at 09:25 AM

Data in this report are provisional and subject to change.

The numbers in the table below represent the number of Florida and non-Florida residents for whom test results were received by the Department of Health. A person can be tested by more than one laboratory and can have both positive and negative results. **Therefore, the sum of the numbers in each column will be larger than the total number of people tested.**

| Reporting lab | Inconclusive | Negative | Positive | Percent positive | Total |
|---|--------------|----------|----------|------------------|-------|
| MOLECULAR TESTING LABS | | 132 | 36 | 21% | 168 |
| FORT PIERCE HEALTH CARE | | 167 | 1 | 1% | 168 |
| PANAMA CITY DEVELOPMENTAL CENTER☐ | | 168 | | | 168 |
| NSPIRE HEALTHCARE LAUDERHILL | | 163 | 4 | 2% | 167 |
| NADAL PEDIATRICS - VICTORIA STREET (3385) | | 141 | 26 | 16% | 167 |
| CONSULATE HEALTH CARE OF MELBOURNE | | 167 | | | 167 |
| CARENOW | 2 | 96 | 68 | 41% | 166 |
| FLORIDA DEPARTMENT OF HEALTH CLAY COUNTY | | 104 | 62 | 37% | 166 |
| DIAMOND RIDGE HEALTH AND REHABILITATION | | 155 | 11 | 7% | 166 |
| AVENTURA REHAB AND NURSING CENTER | | 166 | | | 166 |
| Nspire Health Care Kendall | | 160 | 6 | 4% | 166 |
| AZALEA TRACE | | 158 | 6 | 4% | 164 |
| ADVENT HEALTH CENTRA CARE - OVIEDO | | 63 | 101 | 62% | 164 |
| AFC URGENT CARE SEMINOLE | | | 164 | 100% | 164 |
| BOCA GRANDE HEALTH CLINIC | | 156 | 7 | 4% | 163 |
| SILVERCREST HEALTH AND REHABILITATION CENTER | 3 | 155 | 5 | 3% | 163 |
| OCALA FAMILY MEDICAL CENTER INC | 1 | 132 | 30 | 18% | 163 |
| BRADENTON HEALTH CARE | | 163 | | | 163 |
| ELMHURST HOSPITAL CENTER | 1 | 157 | 5 | 3% | 163 |
| TRI COUNTY NURSING HOME | | 161 | 1 | 1% | 162 |
| BROOKSVILLE HEALTHCARE CENTER LLC☐ | | 161 | 1 | 1% | 162 |
| JACKSON PLAZA NURSING & REHAB CENTER | | 161 | 1 | 1% | 162 |
| PALM GARDEN OF ORLANDO | | 149 | 12 | 7% | 161 |
| BAYVIEW CENTER | | 160 | 1 | 1% | 161 |
| URGENT CARE OF THE PALM BEACHES, NORTH PALM BEACH | | | 161 | 100% | 161 |
| MINUTECLINIC LLC #4201 | | 140 | 20 | 13% | 160 |
| VETERANS AFFAIRS MEDICAL CENTER - MIAMI | | | 160 | 100% | 160 |
| MINUTECLINIC LLC #4024 | | 142 | 18 | 11% | 160 |
| KEYSTONE REHAB | | 160 | | | 160 |
| GREENBRIAR REHABILITATION AND NURSING CENTER | 1 | 159 | | | 160 |
| PALM GARDEN OF WEST PALM BEACH☐ | 1 | 146 | 13 | 8% | 160 |
| ASSOCIATESMD MEDICAL GROUP INC | | 133 | 27 | 17% | 160 |
| MINUTECLINIC, LLC #3204 | | 141 | 19 | 12% | 160 |
| INTERLACHEN PEDIATRICS PA | | 153 | 6 | 4% | 159 |
| ADVENT HEALTH CENTRA CARE - WINTER HAVEN | 1 | 81 | 77 | 48% | 159 |
| MANOR CARE OF NAPLES FL LLC | | 157 | 1 | 1% | 158 |
| ARCPOINT LABS OF ST PETERSBURG | | 114 | 44 | 28% | 158 |
| WUESTHOFF REF LABORATORY | | | 158 | 100% | 158 |
| MINUTECLINIC LLC #3257 | | 132 | 25 | 16% | 157 |
| PALM GARDEN OF WINTER HAVEN | | 143 | 14 | 9% | 157 |
| TALLAHASSEE NHHI LLC | | 156 | 1 | 1% | 157 |
| MINUTECLINIC LLC #7225 | | 141 | 16 | 10% | 157 |
| SERANADES BY SONATA WEST ORANGE | | 136 | 20 | 13% | 156 |
| HOSPITAL FOR SPECIAL SURGERY | | 155 | 1 | 1% | 156 |
| MINUTECLINIC LLC #3285 | | 137 | 19 | 12% | 156 |
| RIVERS FAMILY MEDICINE PA | | 124 | 32 | 21% | 156 |
| COCOA BEACH/ADVENT CENTRA | | 41 | 114 | 74% | 155 |

COVID-19: testing by laboratory

Data through Dec 20, 2020 verified as of Dec 21, 2020 at 09:25 AM

Data in this report are provisional and subject to change.

The numbers in the table below represent the number of Florida and non-Florida residents for whom test results were received by the Department of Health. A person can be tested by more than one laboratory and can have both positive and negative results. **Therefore, the sum of the numbers in each column will be larger than the total number of people tested.**

| Reporting lab | Inconclusive | Negative | Positive | Percent positive | Total |
|--|--------------|----------|----------|------------------|-------|
| AFC URGENT CARE FAMILY CARE | | | 155 | 100% | 155 |
| PRUITT HEALTH | | 153 | 2 | 1% | 155 |
| TIMBERRIDGE NURSING HOME & REHAB | | 123 | 32 | 21% | 155 |
| HUNT CLUB PEDIATRIC ASSOCIATES, P.A. | | 134 | 21 | 14% | 155 |
| The Inn at Sarasota Bay Club | | 153 | 2 | 1% | 155 |
| AFC URGENT CARE TYRONE | | 2 | 153 | 99% | 155 |
| ABBIEJEAN RUSSELL CARE CENTER□ | | 155 | | | 155 |
| PALMETTTO FACILITY INC | 1 | 153 | | | 154 |
| Life Care Center of Punta Gorda | 1 | 149 | 4 | 3% | 154 |
| SARNO EXTENDED HOURS | | 104 | 50 | 32% | 154 |
| DXTERITY DIAGNOSTICS | 1 | 150 | 3 | 2% | 154 |
| COMMUNITY HEALTH AND REHABILITATION CENTER | | 141 | 12 | 8% | 153 |
| SILVER CREEK SENIOR LIVING COMMUNITY | | 152 | | | 152 |
| J AND G MEDICAL GROUP LLC | | 130 | 22 | 14% | 152 |
| SUN COUNTRY PEDIATRICS PLLC | 6 | 133 | 12 | 8% | 151 |
| BEAR CREEK NURSING CENTER | | 150 | 1 | 1% | 151 |
| DIAMOND RIDGE | | 147 | 3 | 2% | 150 |
| TRENTON MEDICAL CENTER INC DBA PALMS MEDICAL GROUP | 2 | 117 | 31 | 21% | 150 |
| PRECISION HEALTH RESOURCES, LLC | 1 | 133 | 15 | 10% | 149 |
| FAWCETT MEMORIAL HOSPITAL-LAB | | 39 | 110 | 74% | 149 |
| CORAL REEF NURSING & REHAB CENTER | | 149 | | | 149 |
| CITRUS HEALTH AND REHAB | | 128 | 20 | 14% | 148 |
| ADVENT HEALTH CENTRA CARE - CARROLLWOOD | | 2 | 146 | 99% | 148 |
| ASTON GARDENS AT PELICAN MARSH | | 146 | 2 | 1% | 148 |
| PADDOCK RIDGE | | 145 | 2 | 1% | 147 |
| COASTAL PHYSICIANS, LLC | | 112 | 34 | 23% | 146 |
| EDGEWATER AT WATERMAN VILLAGE,THE | | 145 | 1 | 1% | 146 |
| SERENADES IN THE VILLAGES | | 129 | 17 | 12% | 146 |
| REHABILITATION CENTER OF LAKE CITY, TH | | 139 | 7 | 5% | 146 |
| ADVENT HEALTH CENTRA CARE - ST. CLOUD | | 131 | 15 | 10% | 146 |
| AFC URGENT CARE CLEARWATER | | 86 | 59 | 41% | 145 |
| Consulate Healthcare of West Palm Beach | | 137 | 8 | 6% | 145 |
| LAB CORP | 1 | 87 | 55 | 38% | 143 |
| Fernandina Beach Rehabilitation and Nursing Center | | 143 | | | 143 |
| ORLANDO HEALTH EMERGENCY DEPARTMENT | | 134 | 9 | 6% | 143 |
| GOOD SAMARITAN CENTER | | 142 | | | 142 |
| WESTWOOD HEALTHCARE SNF | | 141 | 1 | 1% | 142 |
| EDGEWOOD NURSING CENTER | | 140 | 2 | 1% | 142 |
| AMERICAN FINNISH NURSING HOME | 1 | 139 | 2 | 1% | 142 |
| SAINTS 120 LLC | 1 | 108 | 32 | 23% | 141 |
| ENGLEWOOD HEALTHCARE AND REHABILITATION CENTER | | 141 | | | 141 |
| UCC - WELLINGTON | | | 139 | 100% | 139 |
| Emory L Bennett State Veterans Nursing Home | | 137 | 2 | 1% | 139 |
| ARBOR FACILITY INC | | 139 | | | 139 |
| PALM BEACH COUNTY HEALTH DEPT LAB | 3 | 131 | 4 | 3% | 138 |
| AMERICAN PATHOLOGY PARTNERS | | 136 | 2 | 1% | 138 |
| VILLAGE DOCTORS OF KEYSTONE | | 112 | 26 | 19% | 138 |

COVID-19: testing by laboratory

Data through Dec 20, 2020 verified as of Dec 21, 2020 at 09:25 AM

Data in this report are provisional and subject to change.

The numbers in the table below represent the number of Florida and non-Florida residents for whom test results were received by the Department of Health. A person can be tested by more than one laboratory and can have both positive and negative results. **Therefore, the sum of the numbers in each column will be larger than the total number of people tested.**

| Reporting lab | Inconclusive | Negative | Positive | Percent positive | Total |
|---|--------------|----------|----------|------------------|-------|
| NORTH FLORIDA PEDIATRICS - MARIANNA | | 105 | 33 | 24% | 138 |
| Parkview Rehabilitation Center at Winter Park | | 135 | 3 | 2% | 138 |
| Manatee Springs Rehabilitation and Nursing Center | | 126 | 11 | 8% | 137 |
| DIGNITY HEALING, LLC | | 133 | 4 | 3% | 137 |
| FIRST CHOICE PEDIATRICS | | 96 | 41 | 30% | 137 |
| ALLSOUTH URGENT CARE | | | 137 | 100% | 137 |
| PPC-LAB EDI ORCHARD BI | | 129 | 8 | 6% | 137 |
| MANOR AT BLUEWATER BAY | | 131 | 6 | 4% | 137 |
| Rehabilitation Center for Park Place LLC | | 135 | 2 | 1% | 137 |
| AMBULATORY SURGERY CENTER OF BOCA RATON LTD | | 136 | 1 | 1% | 137 |
| BAYFRONT HEALTH MEDICAL GROUP | | 106 | 31 | 23% | 137 |
| FLORIDA KEYS PEDIATRICS & ADOLESCENT CENTER | | 129 | 7 | 5% | 136 |
| PORT ST LUCIE REHABILITATION AND HEALTHCARE | | 98 | 38 | 28% | 136 |
| FLORIDA HEALTH CARE PLAN INC | | 2 | 134 | 99% | 136 |
| VENICE REGIONAL BAYFRONT HEALTH (PULMONARY) | | 126 | 10 | 7% | 136 |
| AMERICAN RESEARCH LABS | | 7 | 129 | 95% | 136 |
| HEALTH CENTRAL PARK | | 114 | 22 | 16% | 136 |
| REGENCY CARE OF BLOUNTSTOWN LLC | | 129 | 6 | 4% | 135 |
| CHILDRENS MEDICAL ASSOCIATION PA | | 118 | 17 | 13% | 135 |
| HEARTLAND PEDIATRICS OF LAKE WALES | | 123 | 12 | 9% | 135 |
| MINUTECLINIC LLC #5216 | | 121 | 14 | 10% | 135 |
| IRL MARKET LAB ALACHUA | | 104 | 31 | 23% | 135 |
| PINES OF SARASOTA | | 134 | | | 134 |
| DOCTORS MEMORIAL HOSPITAL | | 38 | 96 | 72% | 134 |
| SEA BREEZE REHAB AND NURSING CENTER | | 132 | 2 | 1% | 134 |
| LABORATORY OF FLORIDA | | 83 | 51 | 38% | 134 |
| MINUTECLINIC LLC #1815 | | 123 | 11 | 8% | 134 |
| Solaris Healthcare Daytona | 1 | 133 | | | 134 |
| COLOR GENOMICS, INC. | 1 | 131 | 2 | 1% | 134 |
| ADVENT HEALTH - ORLANDO | | 115 | 18 | 14% | 133 |
| UNITED CLINICAL LABORATORIES | | 124 | 9 | 7% | 133 |
| CAYUGA MEDICAL CENTER AT ITHACA | | 130 | 3 | 2% | 133 |
| OAKBROOK HEALTH AND REHABILITATION CENTER | 1 | 132 | | | 133 |
| ADVENT HEALTH CENTRA CARE - DELAND | | 28 | 105 | 79% | 133 |
| GENE BY GENE | | 61 | 71 | 54% | 132 |
| OCEAN REEF MEDICAL CENTER | | 113 | 19 | 14% | 132 |
| MINUTECLINIC LLC #3654 | | 115 | 17 | 13% | 132 |
| ROSECASTLE OF ZEPHRHILLS | | 130 | 2 | 2% | 132 |
| SEMINOLE NURSING PAVILION | | 125 | 7 | 5% | 132 |
| FORT WALTON REHABILITATION CENTER | | 95 | 37 | 28% | 132 |
| THE REHABILITATION CENTER OF LAKE CITY | | 127 | 5 | 4% | 132 |
| LONGWOOD HEALTH AND REHABILITATION CENTER | | 125 | 6 | 5% | 131 |
| INTEGRATED REGIONAL LABORATORIES | | 119 | 12 | 9% | 131 |
| ADVENT HEALTH CENTRA CARE - AZALEA PARK | | 112 | 18 | 14% | 130 |
| NCRNC INC | | 128 | 2 | 2% | 130 |
| ALL SEASONS NAPLES LLC | | 129 | 1 | 1% | 130 |
| CENTRACARE | | 17 | 112 | 87% | 129 |

COVID-19: testing by laboratory

Data through Dec 20, 2020 verified as of Dec 21, 2020 at 09:25 AM

Data in this report are provisional and subject to change.

The numbers in the table below represent the number of Florida and non-Florida residents for whom test results were received by the Department of Health. A person can be tested by more than one laboratory and can have both positive and negative results. **Therefore, the sum of the numbers in each column will be larger than the total number of people tested.**

| Reporting lab | Inconclusive | Negative | Positive | Percent positive | Total |
|--|--------------|----------|----------|------------------|-------|
| REFUAH HEALTH CENTER LABORATORY | | 125 | 4 | 3% | 129 |
| ST CATHERINE'S WEST REHABILITATION HOSPITAL | | 128 | 1 | 1% | 129 |
| AFC URGENT CARE | | 52 | 77 | 60% | 129 |
| BMHSI-AEL MICROBIOLOGY LABORATORY | 2 | 102 | 25 | 19% | 129 |
| GOOD SAMARITAN SOCIETY OF DELAND | | 125 | 3 | 2% | 128 |
| MINUTECLINIC LLC #8381 | | 116 | 12 | 9% | 128 |
| CANTERFIELD OF OCALA, LLC | | 126 | 2 | 2% | 128 |
| MATHISON RETIREMENT COMMUNITY, INC | | 127 | 1 | 1% | 128 |
| MILLENNIUM LAB SERVICES | | | 127 | 100% | 127 |
| ADVENT HEALTH CENTRA CARE - LONGWOOD | | 24 | 103 | 81% | 127 |
| TRINITY REGIONAL REHAB CENTER | | 121 | 6 | 5% | 127 |
| PHYSICIANS STAT LAB INC | | 101 | 26 | 20% | 127 |
| PIONEER CLINICAL LAB, LLC | | 104 | 22 | 17% | 126 |
| ADVANCED MEDICAL CENTER | | 86 | 40 | 32% | 126 |
| MINUTECLINIC LLC #4612 | | 102 | 24 | 19% | 126 |
| TRI-COUNTY NURSING HOME | | 117 | 8 | 6% | 125 |
| GENETWORKX | | 17 | 108 | 86% | 125 |
| GESSLER CLINIC PA | | 98 | 26 | 21% | 124 |
| MACTOWN, INC | | 124 | | | 124 |
| TUSCAN GARDENS OF PALM COAST | | 123 | 1 | 1% | 124 |
| EXPRESS URGENT CARE LLC | | 1 | 123 | 99% | 124 |
| THE CLUB AND REHABILITATION CENTER | | 123 | 1 | 1% | 124 |
| LIFE CARE CENTER OF ALTAMONTE SPRINGS | | 102 | 21 | 17% | 123 |
| PEDIATRICS IN BREVARD PA | | 111 | 12 | 10% | 123 |
| SABAL DIRECT PRIMARY CARE, PA | | 106 | 17 | 14% | 123 |
| TARPON POINT NURSING AND REHABILITATION CENTER | | 123 | | | 123 |
| MINUTECLINIC, LLC #3245 | | 89 | 33 | 27% | 122 |
| SUWANNEE VALLEY NURSING CENTER | | 115 | 7 | 6% | 122 |
| FHMG-FLORIDA HOSPITAL MEDICAL GROUP | | 103 | 19 | 16% | 122 |
| PAVILION FOR HEALTHCARE, THE | | 122 | | | 122 |
| POINT WASHINGTON MEDICAL CLINIC | | 1 | 120 | 99% | 121 |
| PARKVIEW HEALTH | | 121 | | | 121 |
| CSL PLASMA | | 23 | 98 | 81% | 121 |
| ARTHREX MEDICAL CENTER | | 48 | 73 | 60% | 121 |
| LASER & SURGERY CENTER OF THE PALM BEACHES | | 120 | 1 | 1% | 121 |
| GRAVITY DIAGNOSTICS, LLC | | 35 | 86 | 71% | 121 |
| ACCURATE DIAGNOSTIC LABS, INC | | 115 | 5 | 4% | 120 |
| WRIGHTS HEALTH CARE AND REHABILITATION CENTER | | 107 | 13 | 11% | 120 |
| PROVIDENCE HOSPITAL LABORATORY | | 115 | 5 | 4% | 120 |
| LabCorp L#09258090 M#09258105 | | 73 | 47 | 39% | 120 |
| ARDEN COURTS OF LARGO FL, LLC | | 116 | 3 | 3% | 119 |
| MATHISON RETIREMENT COMMUNITY | | 114 | 5 | 4% | 119 |
| GRAVITY DIAGNOSTICS | | 42 | 77 | 65% | 119 |
| RDX BIOSCIENCE | | 60 | 58 | 49% | 118 |
| PRIMECARE OF DOTHAN | | 79 | 39 | 33% | 118 |
| WIREGRASS DIRECT PRIMARY CARE PLLC | | 102 | 16 | 14% | 118 |
| BOSTON RED SOX CLUB LP | | 117 | 1 | 1% | 118 |

COVID-19: testing by laboratory

Data through Dec 20, 2020 verified as of Dec 21, 2020 at 09:25 AM

Data in this report are provisional and subject to change.

The numbers in the table below represent the number of Florida and non-Florida residents for whom test results were received by the Department of Health. A person can be tested by more than one laboratory and can have both positive and negative results. **Therefore, the sum of the numbers in each column will be larger than the total number of people tested.**

| Reporting lab | Inconclusive | Negative | Positive | Percent positive | Total |
|---|--------------|----------|----------|------------------|-------|
| AMERICA'S PHARMACY LLC | | 106 | 12 | 10% | 118 |
| SOLARIS HEALTHCARE OSCEOLA | | 112 | 5 | 4% | 117 |
| Whispering Oaks | 7 | 103 | 7 | 6% | 117 |
| NEIGHBORHOOD MEDICAL CENTER | | 112 | 5 | 4% | 117 |
| PROVISTA DIAGNOSTICS, INC | | 115 | 2 | 2% | 117 |
| NATIONS BEST FAMILY HEALTH CARE | | 60 | 57 | 49% | 117 |
| WEDGEWOOD HEALTHCARE CENTER | | 87 | 29 | 25% | 116 |
| INN AT ASTON GARDENS, THE | | 113 | 3 | 3% | 116 |
| TUSCAN GARDENS OF VENETIA MANAGEMENT COMPANY | | 115 | 1 | 1% | 116 |
| SOLARIS HEALTHCARE IMPERIAL | | 112 | 4 | 3% | 116 |
| CHARTER SENIOR LIVING OF PANAMA CITY BEACH | | 99 | 16 | 14% | 115 |
| FHMG FLORIDA HOSPITAL MEDICAL GROUP | | 100 | 15 | 13% | 115 |
| JEFFERY WEINZWEIG | | 2 | 112 | 98% | 114 |
| MOBILE INFIRMARY MED CENTER PATH LAB | | 103 | 11 | 10% | 114 |
| SOLARIS HEALTHCARE LAKE CITY | | 68 | 45 | 40% | 113 |
| MEADOWCREST FAMILY PHYSICIANS | | 78 | 35 | 31% | 113 |
| COQUINA CENTER | | 112 | 1 | 1% | 113 |
| CRONOS CLINICAL LABORATORY | 2 | 97 | 14 | 12% | 113 |
| WESLEY HAVEN VILLA | 1 | 105 | 7 | 6% | 113 |
| MEDICAL CENTER OF DELTONA, INC | | 89 | 23 | 21% | 112 |
| Solaris Healthcare Coconut Creek | | 110 | 2 | 2% | 112 |
| CAREMED CLINIC LLC | | 81 | 31 | 28% | 112 |
| COASTAL HEALTH AND REHAB | | 110 | 2 | 2% | 112 |
| ALLIED HEALTH FORT PIERCE | | 112 | | | 112 |
| BELVEDERE COMMONS OF FORT WALTON BEACH | | 103 | 9 | 8% | 112 |
| AMERICAN FAMILY CARE PENSACOLA WEST | | 1 | 111 | 99% | 112 |
| ANCIENT CITY PEDIATRICS | | 108 | 4 | 4% | 112 |
| BRASHEAR'S VITAL CARE CORP | | 2 | 110 | 98% | 112 |
| ADVENT HEALTH CENTRA CARE | | 9 | 103 | 92% | 112 |
| Solaris Healthcare Lake Bennet | | 98 | 13 | 12% | 111 |
| FIRST CHOICE PRIMARY CARE | | 86 | 25 | 23% | 111 |
| CENTRA CARE - HUNTER'S CREEK | | 52 | 59 | 53% | 111 |
| HIALEAH SHORES NURSING AND REHAB CENTER | | 103 | 8 | 7% | 111 |
| NEW YORK CITY DEPARTMENT OF HEALTH & MENTAL | | 101 | 9 | 8% | 110 |
| FOUNTAINS OF HOPE LLC, THE | | 109 | 1 | 1% | 110 |
| LAKESIDE NEUROLOGIC | | 106 | 4 | 4% | 110 |
| HILLSBOROUGH COUNTY DEVELOPMENTAL CTR | 1 | 108 | | | 109 |
| YOUR FAMILY WALK-IN CLINIC | | 3 | 106 | 97% | 109 |
| BAYFRONT HEALTH ER PINELLAS PARK | 1 | 71 | 37 | 34% | 109 |
| WOODBRIIDGE FACILITY INC | | 108 | 1 | 1% | 109 |
| NORTH FL SOUTH GA HCS-MALCOM RANDALL VAMC | | | 109 | 100% | 109 |
| DOCTOR'S IN HOUSE LABORATORY | | 13 | 96 | 88% | 109 |
| EVANS HEALTH CARE | | 106 | 2 | 2% | 108 |
| FAMILY CARE PARTNERS OF NORTHEAST FLORIDA LLC | | 64 | 44 | 41% | 108 |
| ISLAND HEALTH AND REHABILITATION CENTER | | 108 | | | 108 |
| DIAGNOSTIC & CLINICAL CARE SERVICES INC DBA | | 91 | 17 | 16% | 108 |
| MEYER PEDIATRICS | | 96 | 12 | 11% | 108 |

COVID-19: testing by laboratory

Data through Dec 20, 2020 verified as of Dec 21, 2020 at 09:25 AM

Data in this report are provisional and subject to change.

The numbers in the table below represent the number of Florida and non-Florida residents for whom test results were received by the Department of Health. A person can be tested by more than one laboratory and can have both positive and negative results. **Therefore, the sum of the numbers in each column will be larger than the total number of people tested.**

| Reporting lab | Inconclusive | Negative | Positive | Percent positive | Total |
|---|--------------|----------|----------|------------------|-------|
| CORE BIO LABS | | 74 | 33 | 31% | 107 |
| GLADES HEALTH CARE CENTER | | 106 | 1 | 1% | 107 |
| ORLANDO HEALTH CENTER FOR REHABILITATION | | 107 | | | 107 |
| ADVANCED AMBULATORY SURGERY CENTER | | 101 | 6 | 6% | 107 |
| GRAND OAKS HEALTH & REHABILITATION | | 106 | 1 | 1% | 107 |
| GUEST HOUSE OCALA, THE | | 106 | 1 | 1% | 107 |
| QUICK CARE MED | | 80 | 27 | 25% | 107 |
| CALHOUN LIBERTY HOSPITAL | | 77 | 30 | 28% | 107 |
| MINUTECLINIC DIAGNOSTIC OF RHODE ISLAND, LLC #729 | | 103 | 4 | 4% | 107 |
| MINUTECLINIC LLC #4987 | | 92 | 14 | 13% | 106 |
| ADVENT HEALTH CENTRA CARE - BRANDON | | 29 | 77 | 73% | 106 |
| CENTERSTONE OF FLORIDA☐ | | 102 | 4 | 4% | 106 |
| Gulf Coast Healthcare (Longwood Health and Rehab | | 106 | | | 106 |
| SHOAL CREEK REHABILITATION CENTER | | 71 | 35 | 33% | 106 |
| TREASURE COAST MEDICAL ASSOCIATES | | 2 | 104 | 98% | 106 |
| HEART OF FLORIDA REGIONAL MED CTR | | 35 | 71 | 67% | 106 |
| BOCA RATON REHABILITATION CENTER | 2 | 101 | 3 | 3% | 106 |
| ADVENT HEALTH CENTRA CARE - SANFORD | | 28 | 78 | 74% | 106 |
| JACKSONVILLE KIDS PEDIATRICS, PLLC | | 88 | 17 | 16% | 105 |
| GOLD CHOICE SENIOR COMMUNITIES | | 75 | 29 | 28% | 104 |
| EVENT MED SERVICES LABORATORY | | 102 | 2 | 2% | 104 |
| BAY VIEW HEALTHCARE | | 85 | 19 | 18% | 104 |
| ATLANTIC SHORES NURSING AND REHAB CENTER | | 103 | 1 | 1% | 104 |
| EXOSOME DIAGNOSTICS | | 95 | 7 | 7% | 102 |
| UNIVERSITY MEDICAL CENTER SUITES | | 90 | 12 | 12% | 102 |
| SUNFLOWER SPRINGS ASSISTED LIVING | | 99 | 3 | 3% | 102 |
| PALMS MEDICAL GROUP HIGH SPRINGS | | 90 | 11 | 11% | 101 |
| ARCADIA HEALTH AND REHABILITATION CENTER | | 100 | 1 | 1% | 101 |
| MIRACLE HILL NURSING & REHABILITATION CENTER INC | | 97 | 3 | 3% | 100 |
| FINLAY CLINICAL LABORATORY | | 28 | 72 | 72% | 100 |
| Consulate Health Care of Port Charlotte | | 98 | 2 | 2% | 100 |
| WIMAUMA COMMUNITY HEALTH CENTER | | 80 | 20 | 20% | 100 |
| STEWART MEDICAL GROUP | | 34 | 65 | 66% | 99 |
| AVECINA MOBILE | | 83 | 16 | 16% | 99 |
| FG RAPID RESULTS | 1 | 51 | 47 | 47% | 99 |
| SOUTH BALDWIN REGIONAL MEDICAL CENTER | | 95 | 4 | 4% | 99 |
| FELLOWSHIP HOME AT THE FAIRWAY LLC | | 99 | | | 99 |
| FLOMEDILAB | | 19 | 79 | 81% | 98 |
| FLORIDA COMMUNITY HEALTH CENTERS INC | | | 98 | 100% | 98 |
| PLAZA OF HALLANDALE BEACH | | 98 | | | 98 |
| GRANDE, THE☐ | 2 | 92 | 4 | 4% | 98 |
| FINLAY CLINICAL LABORATORY INC | | 28 | 70 | 71% | 98 |
| CENTRAL FLORIDA HEALTH CARE | | 46 | 52 | 53% | 98 |
| AMA MEDICAL GROUP LLC | | 81 | 16 | 16% | 97 |
| ADVENT HEALTH - LAKE NONA | | 85 | 12 | 12% | 97 |
| AVON PARK PEDIATRICS INC | | 86 | 11 | 11% | 97 |
| UNIVERSITY OF MIAMI | | 1 | 96 | 99% | 97 |

COVID-19: testing by laboratory

Data through Dec 20, 2020 verified as of Dec 21, 2020 at 09:25 AM

Data in this report are provisional and subject to change.

The numbers in the table below represent the number of Florida and non-Florida residents for whom test results were received by the Department of Health. A person can be tested by more than one laboratory and can have both positive and negative results. **Therefore, the sum of the numbers in each column will be larger than the total number of people tested.**

| Reporting lab | Inconclusive | Negative | Positive | Percent positive | Total |
|---|--------------|----------|----------|------------------|-------|
| VIERA MANOR ASSISTED LIVING RESIDENCE | | 91 | 6 | 6% | 97 |
| HEALTH CENTERS AT BRENTWOOD | | 96 | 1 | 1% | 97 |
| PHYSICIANS REGIONAL CLINIC | | 82 | 15 | 15% | 97 |
| FIRST CHOICE PEDIATRICS SEMORAN | | 74 | 23 | 24% | 97 |
| CHATHAM GLEN HEALTHCARE AND REHABILITATION CENTER | | 95 | 2 | 2% | 97 |
| WOOD LAKE HEALTH AND REHABILITATION CENTER | | 96 | | | 96 |
| URGENT CARE EXPRESS LLC | | | 96 | 100% | 96 |
| PEDIATRIC ASSOCIATES ORLANDO | | 82 | 14 | 15% | 96 |
| ADVENT HEALTH CENTRA CARE - TEMPLE TERRACE | | 43 | 53 | 55% | 96 |
| BAYSHORE MEMORY CARE | | 96 | | | 96 |
| PEDIATRICS OF GREATER ORLANDO | | 85 | 10 | 11% | 95 |
| BAPTIST PRIMARY CARE, INC | | 90 | 5 | 5% | 95 |
| OSPREY VILLAGE AT AMELIA ISLAND LTD | | 91 | 4 | 4% | 95 |
| MV MEDICAL PRACTICE DBA PRIMARY URGENT CARE | | 92 | 3 | 3% | 95 |
| San Jose Health & Rehabilitation | | 95 | | | 95 |
| VILLAGE PLACE NH LLC | | 73 | 22 | 23% | 95 |
| ADVENT HEALTH CENTRA CARE - KISSIMMEE | | 61 | 34 | 36% | 95 |
| AMELIA MEDICAL CARE | | 14 | 81 | 85% | 95 |
| THE TERRACE OF KISSIMMEE | | 80 | 15 | 16% | 95 |
| GLOBAL CENTRAL LABS AT PPD | 2 | 87 | 6 | 6% | 95 |
| VISTA MANOR | | 92 | 3 | 3% | 95 |
| LITTLE PINE PEDIATRICS PLLC | | 89 | 5 | 5% | 94 |
| BAPTIST PRIMARY CARE INC | | 77 | 17 | 18% | 94 |
| DIAGNOSTIC SOLUTIONS | | 3 | 91 | 97% | 94 |
| 24/7 PEDIATRIC CARE CENTERS INC | | 90 | 4 | 4% | 94 |
| MONTEFIORE MEDICAL CENTER LABORATORIES - MOSES | | 86 | 8 | 9% | 94 |
| ATLANTIC URGENT CARE | | 62 | 31 | 33% | 93 |
| DEVANSH LAB WERKS INC | | 77 | 16 | 17% | 93 |
| STATMED QUICK QUALITY CLINIC AT NORTH PINELLAS | | 65 | 27 | 29% | 92 |
| FLORIDA DEPARTMENT OF HEALTH IN LAKE COUNTY | 1 | 63 | 28 | 30% | 92 |
| ARBOR TRAIL | | 77 | 15 | 16% | 92 |
| LIFE CARE CENTER OF WINTER HAVEN | | 80 | 12 | 13% | 92 |
| ADVENT HEALTH CENTRA CARE - ORANGE CITY | | 14 | 77 | 85% | 91 |
| SEMINOLE COUNTY HEALTH DEPARTMENT | | 73 | 18 | 20% | 91 |
| CONEY ISLAND HOSPITAL | | 90 | 1 | 1% | 91 |
| SPRINGS AT BOCA CIEGA BAY,THE | | 89 | 2 | 2% | 91 |
| NAVY HOSPITAL | | | 91 | 100% | 91 |
| FLORIDA HEALTH CARE PLANS | | | 91 | 100% | 91 |
| MORSELIFE MEMORY CARE RESIDENCE | | 88 | 3 | 3% | 91 |
| TIFFANY HALL NURSING AND REHAB CENTER | | 91 | | | 91 |
| PEDIATRICS BY THE SEA | | 89 | 1 | 1% | 90 |
| HEALTH CARE DISTRICT OF PALM BEACH COUNTY MAIN OFFICE | 1 | 9 | 80 | 89% | 90 |
| Concordia Village of Tampa AL | | 90 | | | 90 |
| WESTCHESTER MEDICAL CENTER | | 88 | 2 | 2% | 90 |
| ADVENT HEALTH CENTRA CARE - CITRUS PARK | | 8 | 82 | 91% | 90 |
| GEORGIA DEPARTMENT OF PUBLIC HEALTH | | 1 | 89 | 99% | 90 |
| AYERS HEALTH & REHABILITATION CENTER | | 90 | | | 90 |

COVID-19: testing by laboratory

Data through Dec 20, 2020 verified as of Dec 21, 2020 at 09:25 AM

Data in this report are provisional and subject to change.

The numbers in the table below represent the number of Florida and non-Florida residents for whom test results were received by the Department of Health. A person can be tested by more than one laboratory and can have both positive and negative results. **Therefore, the sum of the numbers in each column will be larger than the total number of people tested.**

| Reporting lab | Inconclusive | Negative | Positive | Percent positive | Total |
|--|--------------|----------|----------|------------------|-------|
| SUNLAND MARIANNA COX MEDICAL CENTER | | 77 | 12 | 13% | 89 |
| ADVENT HEALTH CENTRA CARE - WATERMAN | | 78 | 11 | 12% | 89 |
| HOLY CROSS HOSPITAL | | 12 | 77 | 87% | 89 |
| DAIRY ROAD URGENT CARE | | 54 | 35 | 39% | 89 |
| SURREY PLACE CARE CENTER | | 83 | 5 | 6% | 88 |
| LEE COUNTY SCHOOL DISTRICT | 1 | 81 | 6 | 7% | 88 |
| WHITE PLAINS HOSPITAL CENTER LAB | | 87 | 1 | 1% | 88 |
| GOVERNOR'S CREEK HEALTH & REHABILITATION | | 87 | 1 | 1% | 88 |
| LAKEVIEW TERRACE RETIREMENT COMMUNITY | | 86 | 2 | 2% | 88 |
| TRADITION MEDICAL CENTER LABORATORY | | 48 | 40 | 45% | 88 |
| AMEERAH LABS, LLC | | 68 | 20 | 23% | 88 |
| AVERO DIAGNOSTICS | | 64 | 24 | 27% | 88 |
| KEYS MEDICAL GROUP | | | 88 | 100% | 88 |
| NAPLES CHILDREN'S URGENT CARE | | 73 | 14 | 16% | 87 |
| HURLBURT FIELD CLINIC | | 39 | 48 | 55% | 87 |
| SMILEY MEDICAL GROUP | | 59 | 28 | 32% | 87 |
| PACIFIC ANALYTICS | | | 87 | 100% | 87 |
| KALEIDA HEALTH CENTER FOR LABORATORY | | 81 | 6 | 7% | 87 |
| BRANDON HEALTH AND REHABILITATION CENTER | 1 | 85 | 1 | 1% | 87 |
| SPRINGS AT LAKE POINTE WOODS | | 85 | 2 | 2% | 87 |
| DAYSPRING VILLAGE | | 85 | 1 | 1% | 86 |
| CROSS POINTE CARE CENTER | | 86 | | | 86 |
| THE WELLNESS CENTER AT LAKEWOOD RANCH | | | 85 | 100% | 85 |
| FAST TRACK URGENT CARE CENTER - RIVERVIEW | | | 85 | 100% | 85 |
| FREEDOM INN AT TARPON SPRINGS | | 81 | 4 | 5% | 85 |
| PEDIATRIC ASSOCIATES OF OCALA PA | | 76 | 9 | 11% | 85 |
| HAVEN OF OUR LADY OF PEACE INC | | 85 | | | 85 |
| ADVENT HEALTH CENTRA CARE - SOUTH ORANGE | | 69 | 16 | 19% | 85 |
| WHITE WILSON MEDICAL IMMEDIATE CARE NICEVILLE | | 1 | 84 | 99% | 85 |
| MIAMI SHORES NURSING & REHAB | | 85 | | | 85 |
| JACKSONVILLE NURSING AND REHAB CENTER | | 83 | 2 | 2% | 85 |
| W. FRANK WELLS NURSING HOME | | 84 | 1 | 1% | 85 |
| PINES OF SARASOTA GARDEN | | 84 | | | 84 |
| ASCENSION MEDICAL GROUP | | 1 | 83 | 99% | 84 |
| ADVENT HEALTH - PALM HARBOR ER | | 64 | 20 | 24% | 84 |
| RDV SPORTSPLEX PEDIATRICS | | 68 | 16 | 19% | 84 |
| BOND CLINIC PA PEDIATRICS DEPT | | 71 | 13 | 15% | 84 |
| BROWARD HEALTH CORAL SPRINGS EPIDEMIOLOGY DEPT | | 1 | 82 | 99% | 83 |
| CABANA AT JENSEN DUNES, THE | | 83 | | | 83 |
| THE COURTYARD ASSISTED LIVING | | 79 | 4 | 5% | 83 |
| HOBDAIRI FAMILY HEALTH LLC | | 55 | 28 | 34% | 83 |
| ST MARK ASSISTED LIVING CENTER | 1 | 71 | 11 | 13% | 83 |
| LEESBURG PEDIATRICS | | 78 | 5 | 6% | 83 |
| DISCOVERY VILLAGE AT NAPLES | | 83 | | | 83 |
| MD 365 MEDICAL CARE | | 82 | 1 | 1% | 83 |
| LAKE HOUSE ASSISTED LIVING | | 68 | 15 | 18% | 83 |
| OAKS OF KISSIMMEE HEALTH AND REHABILITATION CENTER | | 83 | | | 83 |

COVID-19: testing by laboratory

Data through Dec 20, 2020 verified as of Dec 21, 2020 at 09:25 AM

Data in this report are provisional and subject to change.

The numbers in the table below represent the number of Florida and non-Florida residents for whom test results were received by the Department of Health. A person can be tested by more than one laboratory and can have both positive and negative results. **Therefore, the sum of the numbers in each column will be larger than the total number of people tested.**

| Reporting lab | Inconclusive | Negative | Positive | Percent positive | Total |
|---|--------------|----------|----------|------------------|-------|
| NORTH FLORIDA PEDIATRICS PA - DUVAL | | 80 | 3 | 4% | 83 |
| UNIVERSITY HEALTH SYSTEM INC | | 74 | 8 | 10% | 82 |
| FAST TRACK URGENT CARE CENTER - WESTCHASE | | | 82 | 100% | 82 |
| HERON CLUB AT PRESTANCIA | | 80 | 2 | 2% | 82 |
| BORLAND GROOVER CLINIC | 1 | 68 | 13 | 16% | 82 |
| Advent health care center Celebration | | 79 | 3 | 4% | 82 |
| LAB | | 29 | 53 | 65% | 82 |
| THE PAVILION FOR HEALTH CARE | | 72 | 10 | 12% | 82 |
| NSPIRE HEALTHCARE TAMARAC | | 80 | 2 | 2% | 82 |
| ADVENT HEALTH CENTRA CARE - HUNTERS CREEK | 3 | 37 | 41 | 51% | 81 |
| VIERA HOSPITAL | | | 81 | 100% | 81 |
| Heritage Park Rehabilitation & Healthcare | | 79 | 2 | 2% | 81 |
| MIDWAY PRIMARY CARE, LLC | | 79 | 2 | 2% | 81 |
| GRACE PEDIATRICS | | 66 | 15 | 19% | 81 |
| CLYDE E LASSEN STATE VETERANS NURSING HOME | | 56 | 24 | 30% | 80 |
| CAREMOUNT MEDICAL - PATHOLOGY | | 78 | 2 | 3% | 80 |
| CITRUS MEMORIAL HEALTH SYSTEM LAB | | 2 | 78 | 98% | 80 |
| SEASIDE HEALTH AND REHABILITATION CENTER | | 24 | 56 | 70% | 80 |
| PATRIOT MEDICAL LABORATORIES | | 78 | 2 | 3% | 80 |
| FAMILY CARE PARTNERS OF NE FLORIDA LLC | | 45 | 35 | 44% | 80 |
| CHAUTAUQUA REHABILITATION AND NURSING CENTER | | 79 | 1 | 1% | 80 |
| QUICK CARE MED PL CR | | 77 | 3 | 4% | 80 |
| VIERA HOSPITAL, INC | | 63 | 16 | 20% | 79 |
| QUEENS HOSPITAL CENTER | | 77 | 2 | 3% | 79 |
| PALMS FACILITY INC | | 75 | 4 | 5% | 79 |
| EDGEWATER AT WATERMAN VILLAGE | | 78 | 1 | 1% | 79 |
| LUIS A GHIGLINO MD PA | | 76 | 2 | 3% | 78 |
| JUPITER MEDICAL CENTER URGENT CARE | | | 78 | 100% | 78 |
| DE LUNA HEALTH AND REHABILITATION CENTER | | 77 | 1 | 1% | 78 |
| TGH URGENT CARE – SEMINOLE | | | 78 | 100% | 78 |
| NITE LITE PEDIATRICS – JACKSONVILLE | | 76 | 2 | 3% | 78 |
| VETERANS AFFAIRS MEDICAL CENTER - PALO ALTO | | 28 | 50 | 64% | 78 |
| CBS LABS OF TAMPA LLC | | 3 | 74 | 96% | 77 |
| TRUE NORTH HEALTH NAVIGATION LLC DBA DISPATCHHEALTH | 1 | 60 | 16 | 21% | 77 |
| CONSULATE HEALTH CARE OF SARASOTA | | 77 | | | 77 |
| CATHOLIC HEALTH SYSTEM DEPT LABORATORY | | 75 | 2 | 3% | 77 |
| BAY VUE NURSING AND REHABILITATION CENTER | | 74 | 3 | 4% | 77 |
| ESTERO ISLAND MEDICAL CENTER | | 63 | 14 | 18% | 77 |
| DIAGNOSTIC LABORATORY OF OKLAHOMA | | 63 | 14 | 18% | 77 |
| ORANGE CITY NURSING AND REHAB | | 75 | 2 | 3% | 77 |
| NO FLORIDA PEDIATRICS, PA | | 71 | 6 | 8% | 77 |
| Lakeside Nursing and Rehabilitation Center | | 69 | 8 | 10% | 77 |
| JOHN KNOX VILLAGE OF FLORIDA ALF | 1 | 75 | 1 | 1% | 77 |
| FAST TRACK URGENT CARE CENTER - SOUTH TAMPA | | | 77 | 100% | 77 |
| DYNAMIC MEDICAL USA | | | 76 | 100% | 76 |
| NORTH PORT REHABILITATION AND NURSING CENTER | | 75 | 1 | 1% | 76 |
| SIGNATURE HEALTHCARE OF PORT CHARLOTTE | | 71 | 5 | 7% | 76 |

COVID-19: testing by laboratory

Data through Dec 20, 2020 verified as of Dec 21, 2020 at 09:25 AM

Data in this report are provisional and subject to change.

The numbers in the table below represent the number of Florida and non-Florida residents for whom test results were received by the Department of Health. A person can be tested by more than one laboratory and can have both positive and negative results. **Therefore, the sum of the numbers in each column will be larger than the total number of people tested.**

| Reporting lab | Inconclusive | Negative | Positive | Percent positive | Total |
|---|--------------|----------|----------|------------------|-------|
| Courtyards of Orlando Care Center | | 75 | 1 | 1% | 76 |
| FIRST QUALITY LABORATORY | | 68 | 8 | 11% | 76 |
| SAMANTHA WILSON CARE CENTER | | 74 | 1 | 1% | 75 |
| SARAPATH DIAGNOSTICS | | | 75 | 100% | 75 |
| SOUTH BALDWIN MEDICAL CENTER GULF SHORES | | 62 | 13 | 17% | 75 |
| WINDSOR REFLECTIONS | | 74 | | | 74 |
| SANDY RIDGE CENTER FOR REHABILITATION AND HEALING | | 71 | 3 | 4% | 74 |
| ISLAND URGENT CARE PLLC DBA AFC URGENT CARE | | 73 | 1 | 1% | 74 |
| KORGENE LAB | | 22 | 52 | 70% | 74 |
| MAGNOLIA DIAGNOSTIC | | 1 | 73 | 99% | 74 |
| NOAH CLINICAL LABORATORY | | 63 | 11 | 15% | 74 |
| HEALTH PARK CARE CENTER | | 74 | | | 74 |
| ASAP LABS LLC | | 71 | 3 | 4% | 74 |
| ADVENT HEALTH CENTRA CARE - WINTER GARDEN | | 13 | 60 | 82% | 73 |
| PREDICTIVE LABORATORIES, INC | 1 | 67 | 5 | 7% | 73 |
| SCOTT LAKE HEALTH AND REHABILITATION CENTER | | 71 | 2 | 3% | 73 |
| CONSULATE HEALTH CARE – LAKE MARY | | 72 | 1 | 1% | 73 |
| VILLAS OF HOLLY BROOK - BRADENTON 14TH | | 73 | | | 73 |
| Madison Health and Rehabilitation Center | | 42 | 30 | 42% | 72 |
| EXCEL PEDIATRICS | | 54 | 18 | 25% | 72 |
| PINELLAS CARE CENTER | | 47 | 25 | 35% | 72 |
| HAVEN OF OUR LADY OF PEACE | | 72 | | | 72 |
| BROOKDALE OVIEDO | | 69 | 2 | 3% | 71 |
| WELLNOW URGENT CARE PC | | 71 | | | 71 |
| SOUTH CAMPUS FACILITY INC | | 67 | 4 | 6% | 71 |
| AMMON LABS | | 61 | 10 | 14% | 71 |
| HIGHLANDS MEDICAL CENTER | | 69 | 2 | 3% | 71 |
| ADVANCED LAB | | 67 | 4 | 6% | 71 |
| MEMORY CARE OF NAPLES | | 71 | | | 71 |
| BROWARD HEALTH MEDICAL CENTER | | 3 | 67 | 96% | 70 |
| HUNT CLUB PEDIATRIC ASSOCIATES PA | | 47 | 23 | 33% | 70 |
| LAKE MORTON PLAZA☐ | | 67 | 3 | 4% | 70 |
| PLYMOUTH HOME FOR ADULTS, INC. | 8 | 61 | 1 | 1% | 70 |
| PROMEDICA LABORATORIES | | 21 | 49 | 70% | 70 |
| ARCPOINT LABS OF SARASOTA MANATEE | | 18 | 52 | 74% | 70 |
| Highlands Regional Hospital | | 63 | 7 | 10% | 70 |
| MEMORIAL MANOR | | 70 | | | 70 |
| SUNCOAST COMMUNITY HEALTH CENTERS PEDIATRICS | | 21 | 49 | 70% | 70 |
| BIODESIX, INC. | | 54 | 16 | 23% | 70 |
| QPS, LLC | | 69 | 1 | 1% | 70 |
| HERITAGE HEALTHCARE AND REHABILITATION CENTER | | 69 | | | 69 |
| CHILDREN MED CARE INC | | 57 | 12 | 17% | 69 |
| CLEVELAND CLINIC FOUNDATION | | 12 | 57 | 83% | 69 |
| ARBOR GLEN AT ARBOR TRACE | | 62 | 7 | 10% | 69 |
| KINDRED HOSPITAL | 5 | 63 | 1 | 1% | 69 |
| USF HEALTH MORSANI CENTER | | 5 | 64 | 93% | 69 |
| ERIE COUNTY MEDICAL CTR CLINICAL LABS | | 66 | 3 | 4% | 69 |

COVID-19: testing by laboratory

Data through Dec 20, 2020 verified as of Dec 21, 2020 at 09:25 AM

Data in this report are provisional and subject to change.

The numbers in the table below represent the number of Florida and non-Florida residents for whom test results were received by the Department of Health. A person can be tested by more than one laboratory and can have both positive and negative results. **Therefore, the sum of the numbers in each column will be larger than the total number of people tested.**

| Reporting lab | Inconclusive | Negative | Positive | Percent positive | Total |
|--|--------------|----------|----------|------------------|-------|
| SIMED LABORATORY | | 57 | 12 | 17% | 69 |
| AMERICAN HOUSE-BONITA SPRINGS☐ | | 68 | 1 | 1% | 69 |
| HEALTH FIRST - PALM BAY HOSPITAL | | 2 | 66 | 97% | 68 |
| PEDIATRIC HEALTHCARE ALLIANCE | | 58 | 10 | 15% | 68 |
| LABFIRST - DEPARTMENT OF PATHOLOGY | | 67 | 1 | 1% | 68 |
| SUNCOAST OPTIMAL WELLNESS | | 23 | 45 | 66% | 68 |
| LIFE BRITE | | 66 | 2 | 3% | 68 |
| EAST NEW YORK DIAGNOSTIC AND TREATMENT | | 64 | 3 | 4% | 67 |
| SOUTHWEST ORLANDO FAMILY MEDICINE, PL | | 59 | 8 | 12% | 67 |
| NO FLORIDA PEDIATRICS, PA - BRADFORD | | 56 | 11 | 16% | 67 |
| SOUTH GEORGIA MEDICAL CENTER | | 48 | 19 | 28% | 67 |
| AEL- MEMPHIS | | 17 | 50 | 75% | 67 |
| STONY BROOK UNIVERSITY MEDICAL CENTER | | 59 | 8 | 12% | 67 |
| ADVENTHEALTH EXPRESSCARE | | 45 | 22 | 33% | 67 |
| NATURE COAST MEDICAL GROUP | | 48 | 19 | 28% | 67 |
| LABCORP RTP | | 28 | 38 | 58% | 66 |
| MEDEX MEDICAL EXPRESS OF PALATKA | | | 66 | 100% | 66 |
| LATE HOURS URGENT CARE | | 47 | 19 | 29% | 66 |
| VIERA DEL MAR HEALTH AND REHABILITATION CENTER | | 63 | 2 | 3% | 65 |
| DISCOVERY VILLAGE AT MELBOURNE | | 64 | 1 | 2% | 65 |
| Heartland Healthcare of Ft. Myers | | 65 | | | 65 |
| Oakhurst Center | | 65 | | | 65 |
| PALMETTO FAMILY HEALTHCARE | | 23 | 42 | 65% | 65 |
| ADVENT HEALTH CENTRA CARE - POINCIANA | | 24 | 40 | 63% | 64 |
| URINEGOODHANDS LLC | | 62 | 2 | 3% | 64 |
| WATERMARK LAKE POINTE WOODS LLC | | 64 | | | 64 |
| PHYSICIAN PARTNERS PERRY | | 42 | 22 | 34% | 64 |
| TGH URGENT CARE – TYRONE | | 2 | 62 | 97% | 64 |
| Centre Pointe Health and Rehabilitation Center | | 63 | 1 | 2% | 64 |
| MINUTECLINIC DIAGNOSTIC OF SOUTH CAROLINA, LLC | | 58 | 6 | 9% | 64 |
| FARAH MEDICAL | | 63 | 1 | 2% | 64 |
| OUT OF STATE | | 40 | 24 | 38% | 64 |
| LAB PLUS, LLC AT SAINT THOMAS WEST HOSPITAL | | 50 | 14 | 22% | 64 |
| ARDEN COURTS OF TAMPA☐ | | 64 | | | 64 |
| ASSOCIATED CLINICAL LABORATORIES | | 58 | 6 | 9% | 64 |
| SUNY UPSTATE MEDICAL UNIVERSITY | | 60 | 4 | 6% | 64 |
| HOLISTIX TREATMENT CENTERS | | 59 | 5 | 8% | 64 |
| VIERA HEALTH AND REHABILITATION CENTER | | 62 | 1 | 2% | 63 |
| F&T MEDICAL RESEARCH, INC | | 63 | | | 63 |
| PLANTATION GENERAL HOSPITAL CLINICAL LAB | | 26 | 37 | 59% | 63 |
| APC PEDIATRICS AT RYE ROAD MEDICAL PARK | | 63 | | | 63 |
| JOSEPH L MORSE GERIATRIC CENTER | 2 | 59 | 2 | 3% | 63 |
| ST VINCENT'S BIRMINGHAM | | 59 | 4 | 6% | 63 |
| LAKE VIEW CARE CENTER AT DELRAY | | 62 | 1 | 2% | 63 |
| EISENHOWER ARMY MEDICAL CENTER | | 59 | 4 | 6% | 63 |
| WADSWORTH HEALTH CENTER | | 60 | 3 | 5% | 63 |
| ALL FLORIDA FAMILY AND SPORTS MEDICINE | | 56 | 7 | 11% | 63 |

COVID-19: testing by laboratory

Data through Dec 20, 2020 verified as of Dec 21, 2020 at 09:25 AM

Data in this report are provisional and subject to change.

The numbers in the table below represent the number of Florida and non-Florida residents for whom test results were received by the Department of Health. A person can be tested by more than one laboratory and can have both positive and negative results. **Therefore, the sum of the numbers in each column will be larger than the total number of people tested.**

| Reporting lab | Inconclusive | Negative | Positive | Percent positive | Total |
|--|--------------|----------|----------|------------------|-------|
| DOUGLAS T JACOBSON STATE VETERANS HOME | | 62 | | | 62 |
| SUMMER VISTA ASSISTED LIVING | | 37 | 25 | 40% | 62 |
| PALM BEACH PEDIATRICS PA | 1 | 52 | 9 | 15% | 62 |
| NEMOURS CHILDREN'S PRIMARY CARE | | 51 | 11 | 18% | 62 |
| RIDGEWOOD DIAGNOSTIC LABORATORY | | 60 | 2 | 3% | 62 |
| HUNTSVILLE HOSPITAL LABORATORY | | 46 | 16 | 26% | 62 |
| Cross Terrace REhabilitation | | 61 | 1 | 2% | 62 |
| CENTRAL BALDWIN IMMEDIATE CARE & FAMILY PRACTICE | | 49 | 13 | 21% | 62 |
| PONTE VEDRA GARDENS | | 61 | 1 | 2% | 62 |
| FINNISH AMERICAN REST HOME-ALF | | 60 | 2 | 3% | 62 |
| MIAMI BEACH COMMUNITY HEALTH CENTER | | | 62 | 100% | 62 |
| MANOR CARE OF BOYNTON BEACH LLC | | 61 | | | 61 |
| PRIMARY CARE SOUTH INC | | | 61 | 100% | 61 |
| S-H THIRTY-FIVE OPCO- PORT ST LUCIE, LLC | 1 | 60 | | | 61 |
| CANOPY ON BERRYHILL, THE | | 48 | 13 | 21% | 61 |
| CL BRUMBACK PRIMARY CARE CLINICS | | 16 | 45 | 74% | 61 |
| CLEARWATER STATMED QUICK QUALITY CLINICS | | 29 | 32 | 52% | 61 |
| BOND CLINIC, PA | | 43 | 18 | 30% | 61 |
| PHYSICIANS REGIONAL MEDICAL CENTER - PINE RIDGE | | 18 | 43 | 70% | 61 |
| FAST TRACK URGENT CARE CENTER - BRANDON | | | 61 | 100% | 61 |
| WINDSOR OAKS | | 60 | 1 | 2% | 61 |
| EMERALD COAST HOSPICE | | 60 | 1 | 2% | 61 |
| ATRIUM AT LIBERTY PARK | | 59 | 1 | 2% | 60 |
| GULF COAST MEDICAL CENTER | | 58 | 2 | 3% | 60 |
| DOLPHIN POINTE HEALTH CARE LLC | | 50 | 10 | 17% | 60 |
| EXACT SCIENCES LABORATORIES, LLC | | 15 | 45 | 75% | 60 |
| The Grove Health and Rehabilitation | | 44 | 16 | 27% | 60 |
| MED EXPRESS | | 6 | 54 | 90% | 60 |
| PALM HARBOR FAMILY PRACTICE & WALK-IN | | 43 | 17 | 28% | 60 |
| VILLA MARIA WEST SKILLED NURSING FACILITY | | 54 | 6 | 10% | 60 |
| VIPEDIATRICS PLLC | | 57 | 3 | 5% | 60 |
| HCSO OCCUPATIONAL HEALTH AND WELLNESS CENTER | | 44 | 15 | 25% | 59 |
| MILLER BIOCONNECT | | 43 | 16 | 27% | 59 |
| SENIOR LIVING VII TAMPA LLC | 1 | 51 | 7 | 12% | 59 |
| MD LABS | | 34 | 25 | 42% | 59 |
| BIOTECH | | 52 | 7 | 12% | 59 |
| URGENT CARE TCMA | | | 59 | 100% | 59 |
| INTERNAL LAB | | 50 | 9 | 15% | 59 |
| MINNESOTA TWINS | | 56 | 3 | 5% | 59 |
| CHIPOLA MEDICAL ASSOCIATES, LLC | | 36 | 23 | 39% | 59 |
| FLORIDA PEDIATRIC GROUP | | 27 | 32 | 54% | 59 |
| Margate Health and Rehabilitation Center | | 56 | 2 | 3% | 58 |
| REDI MED LLC | | | 58 | 100% | 58 |
| AMERICAN FAMILY MEDICAL | | 48 | 10 | 17% | 58 |
| THE CANOPY AT BERRYHILL | | 58 | | | 58 |
| ISLAND COAST PEDIATRICS | | 56 | 2 | 3% | 58 |
| Quail Run Health Care Center | | 58 | | | 58 |

COVID-19: testing by laboratory

Data through Dec 20, 2020 verified as of Dec 21, 2020 at 09:25 AM

Data in this report are provisional and subject to change.

The numbers in the table below represent the number of Florida and non-Florida residents for whom test results were received by the Department of Health. A person can be tested by more than one laboratory and can have both positive and negative results. **Therefore, the sum of the numbers in each column will be larger than the total number of people tested.**

| Reporting lab | Inconclusive | Negative | Positive | Percent positive | Total |
|--|--------------|----------|----------|------------------|-------|
| MINUTECLINIC LLC #3255 | | 51 | 7 | 12% | 58 |
| CENTRA CARE POINCIANA | 1 | 45 | 12 | 21% | 58 |
| SMA LAB | | 8 | 50 | 86% | 58 |
| EAST ALABAMA MEDICAL CENTER LABORATORY | | 50 | 8 | 14% | 58 |
| POINTE, THE | | 56 | 2 | 3% | 58 |
| WASHINGTON REHABILITATION AND NURSING CENTER | | 51 | 7 | 12% | 58 |
| STONY BROOK SOUTHAMPTON | | 57 | 1 | 2% | 58 |
| EMBRY RIDDLE AERONAUTICAL UNIVERSITY HEALTH SERVICES | | | 58 | 100% | 58 |
| KAPG FLEMING ISLAND SENIOR HOUSING OPCO LLC | 1 | 56 | | | 57 |
| ANTHEM LAKES LLC | | 57 | | | 57 |
| MINUTECLINIC LLC #3648 | | 48 | 9 | 16% | 57 |
| HARBORCHASE OF NAPLES | | 50 | 7 | 12% | 57 |
| LABCORP EMPLOYER SERVICES | | 57 | | | 57 |
| MEDIQUICK URGENT CARE CENTERS INC | | 21 | 36 | 63% | 57 |
| UNIVERSITY OF NORTH FLORIDA STUDENT HEALTH | | 54 | 3 | 5% | 57 |
| Solaris Senior Living North Naples ALF | | 52 | 5 | 9% | 57 |
| ASCENSION SACRED HEART BAY LABORATORY | | 54 | 3 | 5% | 57 |
| J FRANK AVEY MD | | 46 | 11 | 19% | 57 |
| ORANGE BLOSSOM FAMILY HEALTH | | 52 | 5 | 9% | 57 |
| MILLENIUM PHYSICIANS GROUP | | 1 | 56 | 98% | 57 |
| FLAGLER COLLEGE HEALTH SERVICES | | 39 | 17 | 30% | 56 |
| Crystal Health & Rehab Center | | 56 | | | 56 |
| GENPATH | | | 56 | 100% | 56 |
| MOBILE PHYSICIAN SERVICES INC | | 54 | 2 | 4% | 56 |
| FAST TRACK URGENT CARE CENTER - WESLEY CHAPEL | | | 56 | 100% | 56 |
| PROJECT HEALTH INC | | 46 | 10 | 18% | 56 |
| PALM BAY URGENT CARE | | 28 | 27 | 49% | 55 |
| DAYSPRING SENIOR LIVING LLC | | 54 | 1 | 2% | 55 |
| HUNTINGTON HOSPITAL LABORATORY | | 53 | 2 | 4% | 55 |
| KR at Hillsborough Lakes/Lutz Healthcare | | 54 | 1 | 2% | 55 |
| SONATA HUNTERS CREEK | | 47 | 8 | 15% | 55 |
| CHILDRENS CLINIC WEST FLORIDA PEDIATRICS | | 54 | 1 | 2% | 55 |
| MD 365 MEDICAL CARE PLLC | | 55 | | | 55 |
| Sunnyside Nursing Home | | 53 | 2 | 4% | 55 |
| TWIN CREEKS ASSISTED LIVING & MEMORY CARE | | 53 | 2 | 4% | 55 |
| PROMPT CARE OF CENTRAL FLORIDA | | | 55 | 100% | 55 |
| WORKPLACE SCREENING INTELLIGENCE | | | 55 | 100% | 55 |
| ALZHEIMERS CARE CENTER OF VIERA LTD | | 36 | 19 | 35% | 55 |
| HOLIDAY CVS LLC DBA CVS/PHARMACY #0440 | | 55 | | | 55 |
| SARASOTA CO. HEALTH DEPT # 58 | | 40 | 14 | 26% | 54 |
| TIFFANY HALL NURSING AND REHAB | | 44 | 10 | 19% | 54 |
| UNITED LABORATORY SERVICES CORPORATION | | 38 | 16 | 30% | 54 |
| CORAL GABLES NURSING & REHABILITATION CENTER | | 47 | 7 | 13% | 54 |
| CRAIG BERGER MD PL D/B/A BAY AREA EYE INSTITUTE | | 54 | | | 54 |
| CENTRA CARE - CONWAY | | 21 | 33 | 61% | 54 |
| CLERMONT HEALTH AND REHAB | | 40 | 14 | 26% | 54 |
| MINUTECLINIC LLC #1807 | | 46 | 8 | 15% | 54 |

COVID-19: testing by laboratory

Data through Dec 20, 2020 verified as of Dec 21, 2020 at 09:25 AM

Data in this report are provisional and subject to change.

The numbers in the table below represent the number of Florida and non-Florida residents for whom test results were received by the Department of Health. A person can be tested by more than one laboratory and can have both positive and negative results. **Therefore, the sum of the numbers in each column will be larger than the total number of people tested.**

| Reporting lab | Inconclusive | Negative | Positive | Percent positive | Total |
|--|--------------|----------|----------|------------------|-------|
| FAMILY HEALTH CENTERS OF SOUTHWEST FLORIDA INC | | 34 | 20 | 37% | 54 |
| US MEDICAL CARE, INC | | 46 | 8 | 15% | 54 |
| DOCTORS MEMORIAL FAMILY PRACTICE | 2 | 42 | 10 | 19% | 54 |
| ST. CLOUD MEDICAL GROUP | | 54 | | | 54 |
| ALTERNATIVE LIVING, INC DBA TWIN CITIES PAVILION | | 54 | | | 54 |
| Life Care Center of Sarasota | | 45 | 9 | 17% | 54 |
| IQBAL A FARUQUI MD□ | | 42 | 11 | 21% | 53 |
| TAVARES PEDIATRICS | | 50 | 3 | 6% | 53 |
| FOUNTAIN INN NURSING & REHABILITATION CTR, INC | | 50 | 3 | 6% | 53 |
| BENTON HOUSE AT OAKLEAF | | 51 | 2 | 4% | 53 |
| VILLAGE PEDIATRICS LLC | | 43 | 10 | 19% | 53 |
| NXGEN MDX | | 19 | 34 | 64% | 53 |
| ADVENTHEALTH MEDICAL GROUP FAMILY MEDICINE AT | | 43 | 9 | 17% | 52 |
| VETERANS AFFAIRS MEDICAL CENTER - GULF COAST | | 27 | 25 | 48% | 52 |
| HOLLEY NAVARRE MEDICAL CLINIC | | 32 | 20 | 38% | 52 |
| PARKSIDE INN | | 52 | | | 52 |
| BIO-TECH CLINICAL LABORATORIES | | 19 | 33 | 63% | 52 |
| ROSECASTLE OF CITRUS | | 52 | | | 52 |
| ADVENT HEALTH | | 49 | 3 | 6% | 52 |
| NCH DOWNTOWN NAPLES HOSPITAL | | 1 | 51 | 98% | 52 |
| WILSON MEMORIAL REGIONAL MEDICAL CENTER | | 49 | 3 | 6% | 52 |
| VETERANS AFFAIRS ORLANDO VA MEDICAL CENTER | | | 52 | 100% | 52 |
| BAY EDUCATORS WELLNESS CENTER | | 31 | 21 | 40% | 52 |
| CARENOW LAKE MARY | | | 52 | 100% | 52 |
| REGENTS PARK OF BOCA RATON□ | | 49 | 2 | 4% | 51 |
| Q ANSWER LAB | 1 | 23 | 27 | 53% | 51 |
| EAGLES WATCH CLUSTER | | 42 | 9 | 18% | 51 |
| GULFVIEW MEDICAL INSTITUTE | | 51 | | | 51 |
| DB MD | | 47 | 4 | 8% | 51 |
| MICRO PATH LABORATORIES INC | | 49 | 2 | 4% | 51 |
| CITRUS MEMORIAL HOSPITAL | | | 51 | 100% | 51 |
| CLERMONT HEALTH AND REHABILITATION CENTER | | 50 | | | 50 |
| BROOKDALE FORT MYERS THE COLONY | | 50 | | | 50 |
| MED COMP SCIENCES | | | 50 | 100% | 50 |
| DOS OF NORTH SHORES NURSING & REHAB CENTER | | 50 | | | 50 |
| GV NAPLES OPCO, LLC | | 50 | | | 50 |
| GATEWAY CARE CENTER | | 50 | | | 50 |
| LECONTE MEDICAL CENTER LAB | | 37 | 13 | 26% | 50 |
| SNH BRFL TENANT LLC | | 50 | | | 50 |
| PIONEER CLINICAL LAB LLC | | 28 | 22 | 44% | 50 |
| CENTURY CENTER FOR REHABILITATION & HEALING | | 37 | 13 | 26% | 50 |
| PHYSICIANS PRIMARY CARE OF SOUTHWEST FLORIDA | | 39 | 10 | 20% | 49 |
| USF | | 1 | 48 | 98% | 49 |
| LENOX HILL HOSPITAL | | 45 | 4 | 8% | 49 |
| ADVENT HEALTH - PALM COAST | | | 49 | 100% | 49 |
| SANDY PINES | 2 | 45 | 2 | 4% | 49 |
| NITE LITE PEDIATRICS - PORT ST. LUCIE | | 42 | 7 | 14% | 49 |

COVID-19: testing by laboratory

Data through Dec 20, 2020 verified as of Dec 21, 2020 at 09:25 AM

Data in this report are provisional and subject to change.

The numbers in the table below represent the number of Florida and non-Florida residents for whom test results were received by the Department of Health. A person can be tested by more than one laboratory and can have both positive and negative results. **Therefore, the sum of the numbers in each column will be larger than the total number of people tested.**

| Reporting lab | Inconclusive | Negative | Positive | Percent positive | Total |
|--|--------------|----------|----------|------------------|-------|
| SOLARIS SENIOR LIVING NORTH NAPLES | | 48 | 1 | 2% | 49 |
| SOMERBY LAKE NONA | | 48 | 1 | 2% | 49 |
| SONATA BOCA RATON | | 48 | 1 | 2% | 49 |
| HEARTLAND PEDIATRICS OF LAKE PLACID PA | | 39 | 10 | 20% | 49 |
| BAY CENTER HURRICANE SHELTER | | 48 | | | 48 |
| BIOIQ | | | 48 | 100% | 48 |
| ADVENT HEALTH CENTRA CARE - EAST ORLANDO | | 21 | 27 | 56% | 48 |
| SOFT CELL LABORATORIES | | 45 | 3 | 6% | 48 |
| LAKEVIEW INTERNAL MEDICINE | | 23 | 25 | 52% | 48 |
| GENEDX | | 36 | 12 | 25% | 48 |
| NAPLES PEDIATRICS INC | | 43 | 5 | 10% | 48 |
| AFC PHYSICIANS OF FLORIDA | | 37 | 11 | 23% | 48 |
| SONATA COCONUT CREEK | | 35 | 13 | 27% | 48 |
| NORTH SHORE UNIVERSITY HOSPITAL LABORATORY | | 44 | 4 | 8% | 48 |
| INDIGO MANOR | | 17 | 30 | 64% | 47 |
| INTERLAB | | 1 | 46 | 98% | 47 |
| KENDALL REGIONAL MEDICAL CENTER LAB | 3 | | 44 | 94% | 47 |
| PEDIATRIC CARE CENTER- JACKSONVILLE BEACH | | 19 | 28 | 60% | 47 |
| ST FRANCIS HOSPITAL | | 41 | 6 | 13% | 47 |
| TRINITY AL SENIOR HOUSING LLC | | 44 | 3 | 6% | 47 |
| CENTRAL FLORIDA HEALTHCARE GROUP LLC | | 40 | 7 | 15% | 47 |
| AFTER HOURS PEDIATRICS INC | | 1 | 46 | 98% | 47 |
| ALLEGRO | | 47 | | | 47 |
| FHMG LAKE MARY PEDS | | 40 | 7 | 15% | 47 |
| FAWCETT MEMORIAL HOSPITAL LABORATORY | | | 47 | 100% | 47 |
| ALEXANDER NININGER STATE VETERANS | | 47 | | | 47 |
| ALLIANCE PEDIATRICS | | 24 | 23 | 49% | 47 |
| ST ANTHONYS REHABILITATION HOSPITAL | 1 | 45 | 1 | 2% | 47 |
| FRICKS PHARMACY | | 36 | 11 | 23% | 47 |
| PALMS EDGE | | 43 | 3 | 7% | 46 |
| ADVENT HEALTH CENTRA CARE - SAND LAKE | | 17 | 29 | 63% | 46 |
| CHILDREN'S HOSPITAL OF ALABAMA | | 45 | 1 | 2% | 46 |
| CARE ONE OF FLORIDA LLC | | 12 | 34 | 74% | 46 |
| ST MARK VILLAGE | | 43 | 3 | 7% | 46 |
| H LEE MOFFITT CANCER CENTER MICRO | | 46 | | | 46 |
| BIG BOCA SMILES LLC | | 45 | 1 | 2% | 46 |
| PREMIER PLACE HEALTHCARE AT THE GLENVIEW | | 46 | | | 46 |
| HARTFORD HEALTH SERVICES LLC | | 46 | | | 46 |
| FAMILY EXTENDED CARE OF CENTRAL TAMPA | | 46 | | | 46 |
| ZON BEACHSIDE LLC | | 37 | 9 | 20% | 46 |
| RESTORE HEALTH URGENT CARE | | 18 | 28 | 61% | 46 |
| EAST MANATEE FAMILY | 1 | 1 | 44 | 96% | 46 |
| MINUTECLINIC LLC #3637 | | 33 | 12 | 27% | 45 |
| BARRY UNIVERSITY STUDENT HEALTH SERVICES | | 35 | 10 | 22% | 45 |
| ADVENT HEALTH MEDICAL GROUP OB GYN AT | | 39 | 6 | 13% | 45 |
| PEDIATRIC SPECIALISTS MEDICAL GROUP | 1 | 43 | 1 | 2% | 45 |
| STEWART ROCKLEDGE HOSPITAL | | 24 | 21 | 47% | 45 |

COVID-19: testing by laboratory

Data through Dec 20, 2020 verified as of Dec 21, 2020 at 09:25 AM

Data in this report are provisional and subject to change.

The numbers in the table below represent the number of Florida and non-Florida residents for whom test results were received by the Department of Health. A person can be tested by more than one laboratory and can have both positive and negative results. **Therefore, the sum of the numbers in each column will be larger than the total number of people tested.**

| Reporting lab | Inconclusive | Negative | Positive | Percent positive | Total |
|---|--------------|----------|----------|------------------|-------|
| SOUTHPORT SQUARE HARBOUR HEALTH | | 45 | | | 45 |
| UNIVERSITY OF CENTRAL FLORIDA HEALTH SERVICES | | 45 | | | 45 |
| ALTAMONTE PEDIATRIC ASSOCIATES | | 31 | 14 | 31% | 45 |
| KINDRED HOSPITAL THE PALM BEACHES | | 43 | 2 | 4% | 45 |
| MY CLINICAL LAB INC | | 4 | 40 | 91% | 44 |
| HARBORCHASE OF VERO BEACH | | 41 | 3 | 7% | 44 |
| PEDIATRICS OF CENTRAL FLORIDA – SAINT CLOUD | 2 | 40 | 2 | 5% | 44 |
| CARITHERS PEDIATRIC GROUP | | 32 | 12 | 27% | 44 |
| PALM BAY PEDIATRICS | | 33 | 11 | 25% | 44 |
| JAMES A HALEY VETERANS HOSPITAL | | | 44 | 100% | 44 |
| BAPTIST MEDICAL CENTER SOUTH | | 32 | 12 | 27% | 44 |
| MOOSEHAVEN LIFE CARE CENTER | | 44 | | | 44 |
| ELMCROFT OF BELLA VITA☐ | | 36 | 8 | 18% | 44 |
| SEMINOLE SPORTS AND FAMILY MEDICINE | | 43 | 1 | 2% | 44 |
| ALLIANCE OF PHYSICIANS AGAINST COVID-19 | | | 44 | 100% | 44 |
| SUMMIT AT VENICE | 2 | 41 | 1 | 2% | 44 |
| VISITING PHYSICIANS ASSOCIATION | | 40 | 4 | 9% | 44 |
| WINTER GARDEN REHAB AND NURSING CENTER | | 40 | 3 | 7% | 43 |
| Guardian Care Nursing and Rehabilitation Center | | 43 | | | 43 |
| PINNACLES PEDS CARE PA | | 43 | | | 43 |
| ADVENTHEALTH CENTRA CARE WINTER HAVEN | | 1 | 42 | 98% | 43 |
| SOUTHEAST ALABAMA MEDICAL CENTER | | | 43 | 100% | 43 |
| BRANCH MEDICAL CLINIC | | | 43 | 100% | 43 |
| HEALTH FIRST - CAPE CANAVERAL HOSPITAL | | 1 | 42 | 98% | 43 |
| ISLAND DOCTORS | | | 43 | 100% | 43 |
| STUART URGENT CARE | | | 43 | 100% | 43 |
| ADVENT HEALTH - LAKE MARY | | 35 | 8 | 19% | 43 |
| LAKE MARY KIDS CENTRA CARE | | 33 | 10 | 23% | 43 |
| TROY REGIONAL MEDICAL CENTER | | 34 | 8 | 19% | 42 |
| FORT MYERS REHABILITATION AND NURSING CENTER | | 40 | 2 | 5% | 42 |
| FLORIDA HOSPITAL | | 26 | 16 | 38% | 42 |
| Darcy Hall Of Life Care | | 42 | | | 42 |
| ADVENT HEALTH - MOUNT DORA | | 6 | 36 | 86% | 42 |
| Atlantic Shore Nursing and Rehab | | 42 | | | 42 |
| QUOTIENT SCIENCES | | | 42 | 100% | 42 |
| NAVARRE GARDENS | | 41 | 1 | 2% | 42 |
| MEDIPATH LLC | | | 42 | 100% | 42 |
| ORLANDO HEALTH AND REHAB CENTER | | 7 | 35 | 83% | 42 |
| CATHOLIC HEALTH SERVICES REGIONAL LAB | | 38 | 4 | 10% | 42 |
| A COUNTRY PLACE ASSISTED LIVING FACILITY | | 42 | | | 42 |
| FLORIDA HEALTH CARE | | 6 | 36 | 86% | 42 |
| RITECARE MED CTR H | | | 41 | 100% | 41 |
| BioReference Laboratories, Inc | | 6 | 35 | 85% | 41 |
| REDI-MED WALK-IN FAMILY CARE | | | 41 | 100% | 41 |
| FLORIDA HOSPITAL NEW SMYRNA | | 4 | 37 | 90% | 41 |
| PANAMA PHARMACY | 2 | 35 | 4 | 10% | 41 |
| PEDIATRICS OF CENTRAL FLORIDA KISSI | | 33 | 8 | 20% | 41 |

COVID-19: testing by laboratory

Data through Dec 20, 2020 verified as of Dec 21, 2020 at 09:25 AM

Data in this report are provisional and subject to change.

The numbers in the table below represent the number of Florida and non-Florida residents for whom test results were received by the Department of Health. A person can be tested by more than one laboratory and can have both positive and negative results. **Therefore, the sum of the numbers in each column will be larger than the total number of people tested.**

| Reporting lab | Inconclusive | Negative | Positive | Percent positive | Total |
|---|--------------|----------|----------|------------------|-------|
| CENTRA CARE – APOPKA | 1 | 2 | 38 | 93% | 41 |
| PRECISION HEALTH SOLUTIONS LAB | | 9 | 32 | 78% | 41 |
| SUNNY HILLS ALF OF SEBRING INC | | 38 | 3 | 7% | 41 |
| Peninsula Care and Rehab | | 38 | 2 | 5% | 40 |
| STEINHATCHEE FAMILY MEDICAL CENTER□ | | 36 | 4 | 10% | 40 |
| WELL HEALTH WORKS | | 39 | 1 | 3% | 40 |
| HEALTH DESIGNS | | 34 | 6 | 15% | 40 |
| DAVID POSNACK JEWISH DAY SCHOOL | | 40 | | | 40 |
| CERTUS MTD OPCP LLC | | 39 | 1 | 3% | 40 |
| FAMILY EXTENDED CARE OF WINTER HAVEN | | 39 | 1 | 3% | 40 |
| PRIDE DIAGNOSTICS | | 24 | 16 | 40% | 40 |
| CLINICA HISPANA | | | 40 | 100% | 40 |
| PRIME HEALTH OF NORTH PORT LLC | | 36 | 4 | 10% | 40 |
| NEXT MOLECULAR ANALYTICS | | 9 | 30 | 77% | 39 |
| MID FLORIDA PATHOLOGY LLC MOBILE UNIT #4 | | 22 | 17 | 44% | 39 |
| POPLAR HEALTHCARE PLLC | 1 | 11 | 27 | 69% | 39 |
| BAY COUNTY JAIL ANNEX | | 34 | 5 | 13% | 39 |
| ROSECASTLE AT DELANEY CREEK | | 38 | 1 | 3% | 39 |
| CLINICAL RESEARCH SEQUENCING PLATFORM | | 8 | 31 | 79% | 39 |
| BRONX LEBANON HOSPITAL-MEDICAL CENTER | | 36 | 3 | 8% | 39 |
| TGH URGENT CARE POWERED BY FAST TRACK | | | 39 | 100% | 39 |
| INN AT THE FOUNTAINS, THE | | 34 | 5 | 13% | 39 |
| ADVANCED MEDICAL GROUP | | 1 | 38 | 97% | 39 |
| URGENT CARE & WELLNESS CENTER | | 10 | 29 | 74% | 39 |
| ROCKLEDGE REGIONAL MEDICAL CENTER | | 30 | 9 | 23% | 39 |
| COOPER FAMILY MEDICAL, PLLC | | 34 | 5 | 13% | 39 |
| EXPERTUS LABORATORIES INC | | 13 | 26 | 67% | 39 |
| MEDEX MEDICAL EXPRESS OF PALATKA LLC | | | 39 | 100% | 39 |
| ADVENT HEALTH EXPRESS CARE | | 3 | 36 | 92% | 39 |
| BOND CLINIC PA | | 8 | 30 | 79% | 38 |
| HOMEWOOD RESIDENCE AT FREEDOM PLAZA | | 37 | 1 | 3% | 38 |
| ADVENT HEALTH - LAKE WALES | | 28 | 10 | 26% | 38 |
| CLARE BRIDGE OF SARASOTA | | 37 | 1 | 3% | 38 |
| SOLARIS HEALTHCARE BAYONET POINT | | 37 | 1 | 3% | 38 |
| UNIVERSITY OF ALABAMA | | 35 | 3 | 8% | 38 |
| RIVER TOWN DIAGNOSTIC LLC | | 13 | 25 | 66% | 38 |
| NEW YORK PRESBYTERIAN - QUEENS DIAGNOSTIC | | 37 | 1 | 3% | 38 |
| BROWARD HEALTH MEDICAL CENTER CLINICAL LAB | | | 38 | 100% | 38 |
| PALM RIVER COMMUNITY HEALTH CENTER | | 33 | 5 | 13% | 38 |
| FIRST CHOICE URGENT CARE | | 10 | 28 | 74% | 38 |
| FLORIDA MEDICAL CLINIC PA | | 35 | 3 | 8% | 38 |
| CAPITAL REGIONAL MEDICAL CENTER | | 2 | 36 | 95% | 38 |
| RAINBOW PEDIATRICS PC LLC / BREAKFAST POINT | | 38 | | | 38 |
| Cross Landings Health and Rehabilitation | | 38 | | | 38 |
| AMERICAN FAMILY MEDICAL LLC | | 24 | 14 | 37% | 38 |
| BOND CLINIC, PA | | 9 | 29 | 76% | 38 |
| FLORIDA ATLANTIC UNIVERSITY STUDENT HEALTH | | 26 | 11 | 30% | 37 |

COVID-19: testing by laboratory

Data through Dec 20, 2020 verified as of Dec 21, 2020 at 09:25 AM

Data in this report are provisional and subject to change.

The numbers in the table below represent the number of Florida and non-Florida residents for whom test results were received by the Department of Health. A person can be tested by more than one laboratory and can have both positive and negative results. **Therefore, the sum of the numbers in each column will be larger than the total number of people tested.**

| Reporting lab | Inconclusive | Negative | Positive | Percent positive | Total |
|--|--------------|----------|----------|------------------|-------|
| PATHOGENIUS LABORATORIES | | 30 | 7 | 19% | 37 |
| PENNSYLVANIA DEPT OF HEALTH | | 20 | 17 | 46% | 37 |
| SONNIS PEDIATRICS PA | | 36 | 1 | 3% | 37 |
| ONE MILO | | 37 | | | 37 |
| SOMERBY OF SANTA ROSA BEACH | | 35 | 2 | 5% | 37 |
| MACADAMS HOME HEALTH AGENCY | | 37 | | | 37 |
| PONCE THERAPY CARE CENTER | | 34 | 3 | 8% | 37 |
| SUMMIT MEDICAL GROUP | | 33 | 4 | 11% | 37 |
| THE COLLIER AT NAPLES | | 36 | 1 | 3% | 37 |
| ROCHESTER GENERAL HOSPITAL LABORATORY | | 36 | 1 | 3% | 37 |
| BOULEVARD REHABILITATION CENTER | | 24 | 13 | 35% | 37 |
| FLORIDA HEART & VASCULAR MULTISPECIALTY GROUP PA | | 27 | 10 | 27% | 37 |
| FHMG_CTR FOR SENIOR HEALTH | | 32 | 5 | 14% | 37 |
| SARATOGA HOSPITAL LABORATORY | | 34 | 3 | 8% | 37 |
| BENTON HOUSE OF ST. JOHNS | | 36 | | | 36 |
| CHARLES CROFT MD | 1 | 35 | | | 36 |
| PORT SAINT LUCIE HOSPITAL | | 36 | | | 36 |
| BVL/LITTLE ANGEL PEDIATRICS | | 36 | | | 36 |
| LOURDES HOSPITAL INC | | 34 | 2 | 6% | 36 |
| NEW SMYRNA BEACH URGENT CARE | | | 36 | 100% | 36 |
| OPPENHEIMER PLASTIC SURGERY LLC | | 34 | 2 | 6% | 36 |
| CYPRESS COVE | | 34 | 2 | 6% | 36 |
| DOH-WEST PALM BEACH BRANCH LABORATORY | | 2 | 34 | 94% | 36 |
| MAINSTREAM DIAGNOSTIC LABORATORY LLC | | 31 | 5 | 14% | 36 |
| CAPE REGIONAL MEDICAL CENTER | | 35 | 1 | 3% | 36 |
| ROHR HOME | | 33 | 3 | 8% | 36 |
| FAMILY EXTENDED CARE OF SEBRING INC | | 34 | 2 | 6% | 36 |
| ADVENT HEALTH - FISH MEMORIAL | | 2 | 33 | 94% | 35 |
| HR SARASOTA OPERATOR LLC | | 25 | 10 | 29% | 35 |
| ARBOR OAKS AT TYRONE | 1 | 34 | | | 35 |
| TRADITIONAL HOME HEALTH OF PALM BEACH INC | | 35 | | | 35 |
| JERICOHO URGENT CARE | | 32 | 3 | 9% | 35 |
| FLORIDA DEPARTMENT OF HEALTH IN CALHOUN COUNTY | | 22 | 13 | 37% | 35 |
| RIVERSIDE RECOVERY OF TAMPA | | 34 | 1 | 3% | 35 |
| IRL | | 4 | 31 | 89% | 35 |
| LAKELAND REGIONAL HEALTH LAKE MIRIAM | | 3 | 32 | 91% | 35 |
| P23 LABS | | 35 | | | 35 |
| BAYSHORE PATHOLOGY | | 34 | 1 | 3% | 35 |
| MEDICATION ROOMS-CSU/CI NURSE STATION | 1 | 29 | 5 | 14% | 35 |
| CORAL GABLES HOSPITAL | | | 34 | 100% | 34 |
| CANTERFIELD OF CLAY COUNTY | | 33 | 1 | 3% | 34 |
| ADVENTHEALTH EXPRESS CARE AT WALGREENS 49TH STREET | | 27 | 7 | 21% | 34 |
| PARAMOUNT WALK-IN CLINIC | | 1 | 33 | 97% | 34 |
| EMERALD COAST BEHAVIORAL HOSPITAL | | 32 | 2 | 6% | 34 |
| MOLECULAR DIAGNOSTICS | | 1 | 33 | 97% | 34 |
| CENTRA CARE - LAKE NONA | | 3 | 31 | 91% | 34 |
| ECOLAB GROUP | | 7 | 27 | 79% | 34 |

COVID-19: testing by laboratory

Data through Dec 20, 2020 verified as of Dec 21, 2020 at 09:25 AM

Data in this report are provisional and subject to change.

The numbers in the table below represent the number of Florida and non-Florida residents for whom test results were received by the Department of Health. A person can be tested by more than one laboratory and can have both positive and negative results. **Therefore, the sum of the numbers in each column will be larger than the total number of people tested.**

| Reporting lab | Inconclusive | Negative | Positive | Percent positive | Total |
|--|--------------|----------|----------|------------------|-------|
| ARBOR TERRACE SAN JOSE LLC | | 33 | 1 | 3% | 34 |
| SANFORD MOBILE LAB PGA TOUR | | 32 | 1 | 3% | 33 |
| BOND CLINIC | | 3 | 30 | 91% | 33 |
| PEDIATRICS IN BREVARD PA- ROCKLEDGE | | 27 | 6 | 18% | 33 |
| Surrey Place Healthcare and Rehabilitation | | 33 | | | 33 |
| CARENOW URGENT CARE - LAKE MARY | | | 33 | 100% | 33 |
| CHERRY OAK PALM BEACH COUNTY | | 33 | | | 33 |
| GRAND ST PAUL CVS | | 33 | | | 33 |
| PATRICK AIR FORCE BASE | | 3 | 30 | 91% | 33 |
| Kensington Gardens | | 33 | | | 33 |
| BIOREFERENCE LABORATORIES | | 3 | 30 | 91% | 33 |
| COOPER FAMILY MEDICAL PLLC | | 25 | 8 | 24% | 33 |
| QHC UPSTATE MEDICAL PC | | 28 | 5 | 15% | 33 |
| MARQUIS LABS, LLC | | 33 | | | 33 |
| KAPG ST AUGUSTINE SENIOR HOUSING OPCO LLC | | 33 | | | 33 |
| ADVENTIST HEALTH SYSTEM FLORIDA | | 26 | 7 | 21% | 33 |
| PRMG - EAST NAPLES | | 23 | 10 | 30% | 33 |
| AYERS NURSING AND REHABILITATION CENTER | | 33 | | | 33 |
| AHSE ROP | | 32 | 1 | 3% | 33 |
| ST. MARYS MEDICAL CENTER | | 1 | 32 | 97% | 33 |
| ACCURATE DIAGNOSTIC LAB | | 32 | 1 | 3% | 33 |
| life Care Center of Melbourne | | 18 | 14 | 44% | 32 |
| EGLIN AFB | | 9 | 23 | 72% | 32 |
| COLLIER HMA PHYSICIAN MANAGEMENT LLC | | 26 | 6 | 19% | 32 |
| BIOFIRE | | 7 | 25 | 78% | 32 |
| STEWARD SEBASTIAN RIVER MEDICAL CENTER | | 27 | 5 | 16% | 32 |
| AMERICAN HOUSE COCONUT POINT | | 30 | 2 | 6% | 32 |
| PENSACOLA PEDIATRICS, PA | | 27 | 5 | 16% | 32 |
| QUICK CARE MED LLC | | 26 | 6 | 19% | 32 |
| KINDRED HOSPITAL MELBOURNE | | 32 | | | 32 |
| WESTMINSTER ST AUGUSTINE | | 32 | | | 32 |
| AZALEA TRACE PHYSICIAN SERVICES | | 32 | | | 32 |
| RASHDA ALBIBI M.D. P.A. | | 30 | 2 | 6% | 32 |
| NORTH FLORIDA SPINE AND WELLNESS | | 28 | 4 | 13% | 32 |
| MISSION OAKS ASSISTED LIVING | | 31 | 1 | 3% | 32 |
| DOH | | 17 | 15 | 47% | 32 |
| PHYSICIAN ASSOCIATES LLC | | 26 | 6 | 19% | 32 |
| Palm Garden of Largo | | 32 | | | 32 |
| HOLZER HEALTH CENTER | | | 32 | 100% | 32 |
| OPIS COQUINA CENTER | | 32 | | | 32 |
| SUSANNA WESLEY HEALTH CENTER | | 29 | 3 | 9% | 32 |
| LITTLE NECK URGENT CARE | | 31 | 1 | 3% | 32 |
| MEDLOGIC LABORATORIES | | 3 | 29 | 91% | 32 |
| FLORIDA DEPARTMENT OF HEALTH IN LIBERTY COUNTY | | 26 | 6 | 19% | 32 |
| ST AUGUSTINE PEDIATRIC ASSOC | | 30 | 2 | 6% | 32 |
| MINUTECLINIC DIAGNOSTIC OF RHODE ISLAND, LLC #1544 | | 31 | 1 | 3% | 32 |
| SH HERON EAST LLC | | 32 | | | 32 |

COVID-19: testing by laboratory

Data through Dec 20, 2020 verified as of Dec 21, 2020 at 09:25 AM

Data in this report are provisional and subject to change.

The numbers in the table below represent the number of Florida and non-Florida residents for whom test results were received by the Department of Health. A person can be tested by more than one laboratory and can have both positive and negative results. **Therefore, the sum of the numbers in each column will be larger than the total number of people tested.**

| Reporting lab | Inconclusive | Negative | Positive | Percent positive | Total |
|---|--------------|----------|----------|------------------|-------|
| CEDAR CREEK AT KINGS BAY INC | | 32 | | | 32 |
| ESCAMBIA COUNTY JAIL | | 18 | 13 | 42% | 31 |
| VILLAGE ON THE ISLE□ | | 27 | 4 | 13% | 31 |
| DISCOVERY COMMONS AT BRADENTON | | 31 | | | 31 |
| NEOGENOMICS LABORATORIES INC | | 31 | | | 31 |
| SEMINOLE TRIBE OF FLORIDA | | 23 | 8 | 26% | 31 |
| BROOKDALE PALMER RANCH | 1 | 30 | | | 31 |
| WEST ISLIP URGENT CARE | | 31 | | | 31 |
| MAGNOLIA FAMILY URGENT CARE | | 29 | 2 | 6% | 31 |
| GRAND OAKS OF JENSEN BEACH LLC□ | | 31 | | | 31 |
| NORTH FLORIDA INTERNAL MEDICINE PA | | 25 | 6 | 19% | 31 |
| AU HEALTH | | 26 | 5 | 16% | 31 |
| VETERANS HOME | | | 31 | 100% | 31 |
| MIAMI VA HEALTHCARE SYSTEM | | | 31 | 100% | 31 |
| IMA MEDICAL GROUP | | 21 | 10 | 32% | 31 |
| MANOR CARE OF PALM HARBOR | | 31 | | | 31 |
| NORTHWELL HEALTH PLAINVIEW HOSPITAL LABORATORY | | 25 | 6 | 19% | 31 |
| MALCOM RANDALL DEPT OF VAMC | | | 31 | 100% | 31 |
| IPSUM DIAGNOSTICS | | 3 | 28 | 90% | 31 |
| BEACHES PEDIATRICS PA | | 30 | 1 | 3% | 31 |
| NIGHT LITE PEDIATRICS URGENT CARE CENTER | | | 31 | 100% | 31 |
| Life Care Center at Inverrary | | 31 | | | 31 |
| Palms at Ponte Vedra Assisted Livning and Memory Care | | 30 | 1 | 3% | 31 |
| METRO KNOXVILLE HMA | | 25 | 6 | 19% | 31 |
| BARKLEY PLACE | | 31 | | | 31 |
| REDI-MED WALK IN FAMILY CLINIC | | | 31 | 100% | 31 |
| BAYFRONT MEDICAL | | 23 | 8 | 26% | 31 |
| CRANE CENTER | | 22 | 9 | 29% | 31 |
| CARDIOLOGY AND MEDICINE ASSOCIATES | | 26 | 4 | 13% | 30 |
| HERITAGE WATERSIDE | | 27 | 3 | 10% | 30 |
| PERSONAL PEDIATRICS | | 27 | 3 | 10% | 30 |
| ADVENT HEALTH CENTRA CARE - APOPKA NORTH | | 10 | 20 | 67% | 30 |
| AMEERAH LABS | | | 30 | 100% | 30 |
| MINUTECLINIC LLC # 7933 | | 24 | 6 | 20% | 30 |
| QUALITY URGENT CARE AND WELLNESS | | 23 | 7 | 23% | 30 |
| REGENCY PARK ASSISTED LIVING FACILITY | | 29 | 1 | 3% | 30 |
| PHOSPHORUS DIAGNOSTICS | | 27 | 3 | 10% | 30 |
| PECONIC BAY MEDICAL CENTER LABORATORY | | 24 | 6 | 20% | 30 |
| SUNRISE URGENT CARE ASSOCIATES LLC D/B/A | 1 | 13 | 16 | 53% | 30 |
| FLORIDA HEALTH CARE DELAND | | | 30 | 100% | 30 |
| LabCorp L#09258130 M#09258125 | | 12 | 18 | 60% | 30 |
| NEMOURS CHILDREN'S CLINIC | | 22 | 7 | 24% | 29 |
| BELVEDERE COMMONS OF SUN CITY CENTER□ | | 29 | | | 29 |
| IMA MEDICAL GROUP POINCIANA | | 14 | 15 | 52% | 29 |
| JACKSONVILLE UNIVERSITY | | 27 | 2 | 7% | 29 |
| JACKSON HEALTH SYSTEM | | 1 | 28 | 97% | 29 |
| WUESTHOFF MEMORIAL HOSPITAL | | | 29 | 100% | 29 |

COVID-19: testing by laboratory

Data through Dec 20, 2020 verified as of Dec 21, 2020 at 09:25 AM

Data in this report are provisional and subject to change.

The numbers in the table below represent the number of Florida and non-Florida residents for whom test results were received by the Department of Health. A person can be tested by more than one laboratory and can have both positive and negative results. **Therefore, the sum of the numbers in each column will be larger than the total number of people tested.**

| Reporting lab | Inconclusive | Negative | Positive | Percent positive | Total |
|--|--------------|----------|----------|------------------|-------|
| WESTWOOD NURSING AND REHABILITATION | | 28 | 1 | 3% | 29 |
| UNIV OF ROCHESTER-STRONG MEMORIAL HOSP | | 28 | 1 | 3% | 29 |
| Crossbreeze care center | | 28 | 1 | 3% | 29 |
| TAYLORVILLE FAMILY MEDICINE | | 22 | 7 | 24% | 29 |
| HAWTHORN HOUSE☐ | | 25 | 4 | 14% | 29 |
| KINDRED AT HOME | | 23 | 6 | 21% | 29 |
| PRINCETON VILLAGE☐ | | 26 | 3 | 10% | 29 |
| COMPREHENSIVE CHILDCARE | | 23 | 6 | 21% | 29 |
| LCS SANDHILL COVE LLC DBA | | 28 | 1 | 3% | 29 |
| BUECHELE DENTAL PA DBA CLERMONT FAMILY DENTISTRY | | 25 | 4 | 14% | 29 |
| Golfview Healthcare Center | | 29 | | | 29 |
| OAK MANOR NURSING HOME | | 28 | 1 | 3% | 29 |
| CENTRA CARE - DR. PHILLIPS | | 1 | 28 | 97% | 29 |
| TRADITIONAL HOME CARE INC | | 29 | | | 29 |
| TITUSVILLE FAMILY PRACTICE | | 14 | 15 | 52% | 29 |
| P4CLINICAL | 3 | 2 | 24 | 83% | 29 |
| AMERICAN HOUSE SENIOR LIVING | | 29 | | | 29 |
| BALMORAL TENANT SERVICES INC | | 28 | | | 28 |
| FERN PARK DEVELOPMENTAL CENTER | | | 28 | 100% | 28 |
| PORT ST LUCIE HOSPITAL | | 25 | 3 | 11% | 28 |
| PINELLAS COUNTY JAIL | | | 28 | 100% | 28 |
| PALM GARDEN OF JACKSONVILLE | | 27 | 1 | 4% | 28 |
| FHMG- FLORIDA HOSPITAL MEDICAL GROUP | | 20 | 8 | 29% | 28 |
| MAUREEN OROURKE-FUTEY | | | 28 | 100% | 28 |
| ADVANCED MEDICAL OF NAPLES LLC | | | 28 | 100% | 28 |
| MEDICAL CONSULTANTS OF FLORIDA LLC | | 27 | 1 | 4% | 28 |
| AMERICAN MEDICAL RESPONSE | | 28 | | | 28 |
| EC OPCO CARROLLWOOD LLC | | 22 | 6 | 21% | 28 |
| SOUTHERN LABORATORY | | 6 | 22 | 79% | 28 |
| APOLLOMDX LABS | | 9 | 19 | 68% | 28 |
| EC OPCO PENSACOLA, LLC | | 28 | | | 28 |
| ELLENTON PEDIATRICS PA | | 25 | 3 | 11% | 28 |
| ACTIVE SENIOR LIVING | | 26 | 2 | 7% | 28 |
| LONGLEAF DIAGNOSTIC LABORATORIES | | 3 | 25 | 89% | 28 |
| NIGHT LITE PEDIATRICS CENTER LLC | | 8 | 20 | 71% | 28 |
| SUNCOAST LABS | | | 27 | 100% | 27 |
| HOLISTIC PEDIATRICS GROUP LLC | | 25 | 2 | 7% | 27 |
| EXPRESS CARE OF BELLEVIEW | | 27 | | | 27 |
| EDEN AT CRESTVIEW | | 12 | 15 | 56% | 27 |
| Heartland Health Care Center North Sarasota | | 17 | 10 | 37% | 27 |
| GOOD HEARTS COVID TESTING | | 8 | 19 | 70% | 27 |
| UCLA HEALTHCARE CLINICAL LABS | | 23 | 4 | 15% | 27 |
| ARIZONA DEPARTMENT OF HEALTH SERVICES | | | 27 | 100% | 27 |
| LAKELAND NURSING AND REHABILITATION CENTER | | | 27 | 100% | 27 |
| EVERLYWELL | | 15 | 12 | 44% | 27 |
| MARTIN ACQUISITION 1 LLC DBA | | 27 | | | 27 |
| CONNECTICUT DEPARTMENT OF HEALTH | | 22 | 5 | 19% | 27 |

COVID-19: testing by laboratory

Data through Dec 20, 2020 verified as of Dec 21, 2020 at 09:25 AM

Data in this report are provisional and subject to change.

The numbers in the table below represent the number of Florida and non-Florida residents for whom test results were received by the Department of Health. A person can be tested by more than one laboratory and can have both positive and negative results. **Therefore, the sum of the numbers in each column will be larger than the total number of people tested.**

| Reporting lab | Inconclusive | Negative | Positive | Percent positive | Total |
|---|--------------|----------|----------|------------------|-------|
| PLAINVIEW URGENT CARE | | 26 | 1 | 4% | 27 |
| CDC | | 17 | 10 | 37% | 27 |
| OAKTREE HEALTHCARE | | | 27 | 100% | 27 |
| VENICE REGIONAL MEDICAL CENTER BAYFRONT HEALTH | | 7 | 20 | 74% | 27 |
| MAINSTREET FAMILY URGENT CARE | | 1 | 26 | 96% | 27 |
| CENTRA CARE – SAND LAKE | | 1 | 25 | 96% | 26 |
| KINDRED HOSPITAL - SOUTH FLORIDA | | 26 | | | 26 |
| MONCRIEF ARMY HEALTH CLINIC | | | 26 | 100% | 26 |
| HEALTH FIRST - VIERA HOSPITAL | | 1 | 25 | 96% | 26 |
| NADAL PEDIATRICS | | 24 | 2 | 8% | 26 |
| PALM BAY HOSPITAL | | | 26 | 100% | 26 |
| MINUTE CLINIC INCORPORATE | | 21 | 5 | 19% | 26 |
| ADVENT HEALTH PARTIN SETTLEMENT HEALTH PARK | | 18 | 8 | 31% | 26 |
| HERNANDO COUNTY FIRE RESCUE DISTRICT | | 11 | 15 | 58% | 26 |
| WILLOWBROOKE COURT AT ST ANDREWS ESTATES | | 22 | 4 | 15% | 26 |
| LOOP PEDIATRICS | | 22 | 4 | 15% | 26 |
| HOSPICE OF THE EMERALD COAST INC - PANAMA CITY | | 26 | | | 26 |
| SANTA BARBARA CARE CENTER | | 16 | 10 | 38% | 26 |
| UNION MEDICAL CARE | | 26 | | | 26 |
| LINCOLN DIAGNOSTIC LAB | | 25 | 1 | 4% | 26 |
| FAST TRACK URGENT CARE CENTER - SEMINOLE | | | 26 | 100% | 26 |
| COASTAL INTERNAL MEDICINE | | 21 | 5 | 19% | 26 |
| NORTH FLORIDA PEDIATRICS | | 25 | 1 | 4% | 26 |
| SUMMIT MEDICAL GROUP PA | | 26 | | | 26 |
| THE MINIER URGENT CARE | | 20 | 6 | 23% | 26 |
| INTERNAL MEDICINE ASSOCIATES PA | | 23 | 2 | 8% | 25 |
| ARCPOINT LABS OF FORT LAUDERDALE | | 25 | | | 25 |
| WAVE CREST HEALTH AND REHABILITATION CENTER | | 25 | | | 25 |
| LONG ISLAND JEWISH MED CTR | | 24 | 1 | 4% | 25 |
| MAIMONIDES-SHALOM ACADEMY, INC | | 24 | 1 | 4% | 25 |
| PRACTICE MANAGEMENT OF AMERICA, INC. | | 3 | 22 | 88% | 25 |
| ADVENT HEALTH CENTRA CARE - LAKE BUTLER BOULEVARD | | | 25 | 100% | 25 |
| UNIPATH | | 18 | 7 | 28% | 25 |
| RENAISSANCE AT THE TERRACES | | 25 | | | 25 |
| HOSPICE OF ST FRANCIS INC□ | | 24 | 1 | 4% | 25 |
| MED ONE AT SAINT AUGUSTINE | | 20 | 5 | 20% | 25 |
| LAKE CITY VA MEDICAL CENTER | | | 25 | 100% | 25 |
| RJ LEE GROUP | 1 | 23 | 1 | 4% | 25 |
| FAMILY CARE PARTNERS | | 15 | 10 | 40% | 25 |
| CDR MAGUIRE INC | 1 | 2 | 22 | 88% | 25 |
| ST. CLOUD HOSPITAL | | 20 | 5 | 20% | 25 |
| SUNTREE INTERNAL MEDICINE | | 25 | | | 25 |
| CDR MAGUIRE - MIAMI BEACH CC MISSION 17388 | | 2 | 23 | 92% | 25 |
| WOMENS CARE FLORIDA LABORATORY | | 25 | | | 25 |
| WATERCREST ST LUCIE WEST | | 24 | 1 | 4% | 25 |
| PENSACOLA DEVELOPMENTAL CENTER | | 9 | 16 | 64% | 25 |
| SANITAS | | 4 | 21 | 84% | 25 |

COVID-19: testing by laboratory

Data through Dec 20, 2020 verified as of Dec 21, 2020 at 09:25 AM

Data in this report are provisional and subject to change.

The numbers in the table below represent the number of Florida and non-Florida residents for whom test results were received by the Department of Health. A person can be tested by more than one laboratory and can have both positive and negative results. **Therefore, the sum of the numbers in each column will be larger than the total number of people tested.**

| Reporting lab | Inconclusive | Negative | Positive | Percent positive | Total |
|---|--------------|----------|----------|------------------|-------|
| BAY COUNTY SHERIFFS OFFICE JAIL FACILITY | | 21 | 4 | 16% | 25 |
| MEDRITE URGENT CARE | | 16 | 8 | 33% | 24 |
| PORT SAINT JOHN FAMILY PRACTICE | | 18 | 6 | 25% | 24 |
| SEVEN HILLS HEALTH AND REHABILITATION CENTER | | 24 | | | 24 |
| ISLAND URGENT CARE PLLC | | 24 | | | 24 |
| AFTER HOURS PEDIATRICS | | | 24 | 100% | 24 |
| CITYMD OF MANAHAWKIN | | 22 | 2 | 8% | 24 |
| UNION MEDICAL CARE PLLC | | 24 | | | 24 |
| BROOKDALE JENSEN BEACH | | 24 | | | 24 |
| RESEARCH CENTERS OF AMERICA, LLC | | 19 | 5 | 21% | 24 |
| LAFAYETTE NURSING AND REHABILITATION CENTER | | 24 | | | 24 |
| LABORATORY DYNAMICS | | 20 | 4 | 17% | 24 |
| STATEN ISLAND UNIVERSITY HOSPITAL-POUCH | | 24 | | | 24 |
| LAKE HOWELL FAMILY MEDICINE ASSOCIATES | | 18 | 6 | 25% | 24 |
| GREENLEAF ALF | | 24 | | | 24 |
| HERITAGE OAKS ASSISTED LIVING & MEMORY CARE | | 20 | 4 | 17% | 24 |
| WELLNOW URGENT CARE | | 23 | 1 | 4% | 24 |
| TUKA PEDIATRICS | | 1 | 23 | 96% | 24 |
| GRAMERCY PARK URGENT CARE | | 24 | | | 24 |
| MEDCOMP SCIENCES | | | 24 | 100% | 24 |
| WHITE WILSON MEDICAL CENTER PA - NAVARRE | | | 24 | 100% | 24 |
| WESTMINSTER WOODS ON JULINGTON CREEK | | 22 | 2 | 8% | 24 |
| MADWAR | | 19 | 5 | 21% | 24 |
| COURTYARDS OF ORLANDO | | 24 | | | 24 |
| THE CHAPPEL GROUP RESEARCH | | 24 | | | 24 |
| TRUGENX | | 1 | 23 | 96% | 24 |
| MINUTE CLINIC LLC #2216 | | 23 | 1 | 4% | 24 |
| SENIOR HEALTH OF WINTER PARK DUNDEE | | 24 | | | 24 |
| University Hills health and Rehabilitation | | 15 | 9 | 38% | 24 |
| AVENTIS BIO-SERVICES CTL | | 24 | | | 24 |
| FLORIDA HEALTH CARE PLANS INC | | 1 | 23 | 96% | 24 |
| KINDRED HOSPITAL NORTH FLORIDA | | 22 | 2 | 8% | 24 |
| CHAMBREL AT ISLAND LAKE | | 23 | 1 | 4% | 24 |
| LEVY COUNTY DEPARTMENT OF HEALTH | | 19 | 4 | 17% | 23 |
| STEWART MEDICAL GROUP, INC | | 17 | 6 | 26% | 23 |
| PENSACOLA PEDIATRICS - PACE | | 16 | 7 | 30% | 23 |
| STUART LODGE LIVING LLC | | 4 | 19 | 83% | 23 |
| UF HEALTH NORTH JACKSONVILLE | | | 23 | 100% | 23 |
| MINUTECLINIC DIAGNOSTIC OF RHODE ISLAND, LLC #212 | | 23 | | | 23 |
| NOBLE SENIOR LIVING | | 3 | 20 | 87% | 23 |
| PARK WEST MEDICAL CENTER | | 22 | 1 | 4% | 23 |
| CARE ONE OF FLORIDA | | 8 | 15 | 65% | 23 |
| UNIVERSITY HILLS HEALTH AND REHABILITATION CENTER | | 18 | 5 | 22% | 23 |
| CENTRAL FLORIDA PEDIATRICS | | 13 | 10 | 43% | 23 |
| ISLAND COAST PEDIATRICS PA | | 22 | 1 | 4% | 23 |
| MOOSEHAVEN HEALTH CENTER | | 12 | 11 | 48% | 23 |
| HENNEPIN COUNTY MEDICAL CENTER (HCMC) | | 12 | 11 | 48% | 23 |

COVID-19: testing by laboratory

Data through Dec 20, 2020 verified as of Dec 21, 2020 at 09:25 AM

Data in this report are provisional and subject to change.

The numbers in the table below represent the number of Florida and non-Florida residents for whom test results were received by the Department of Health. A person can be tested by more than one laboratory and can have both positive and negative results. **Therefore, the sum of the numbers in each column will be larger than the total number of people tested.**

| Reporting lab | Inconclusive | Negative | Positive | Percent positive | Total |
|--|--------------|----------|----------|------------------|-------|
| SOLARIS SENIOR LIVING OF MERRITT ISLAND | | 23 | | | 23 |
| DEVELOPMENTAL DISABILITIES DEFENDANT PROGRAM | | 23 | | | 23 |
| WEST VOLUSIA FAMILY AND SPORTS MEDICINE | | 23 | | | 23 |
| EGL GENETIC DIAGNOSTICS | | 1 | 22 | 96% | 23 |
| PORT CHARLOTTE REHABILITATION CENTER | | 20 | 3 | 13% | 23 |
| HARMONY CLINIC | | 1 | 22 | 96% | 23 |
| WHOLE FAMILY HEALTH CENTER INC | | 17 | 6 | 26% | 23 |
| MINUTECLINIC LLC #3748 | | 19 | 4 | 17% | 23 |
| Mt Sinai Aventura | | | 23 | 100% | 23 |
| THE TERRACE OF JACKSONVILLE | | 3 | 20 | 87% | 23 |
| SUNQUEST | | 3 | 19 | 86% | 22 |
| ROYAL PALM SENIOR RESIDENCE | | 22 | | | 22 |
| DIACARTA INC. | | 22 | | | 22 |
| BAPTIST HEALTH SOUTH FLORIDA - WEST BOCA URGENT CARE | | | 22 | 100% | 22 |
| TARPON BAYOU CENTER | | | 22 | 100% | 22 |
| MAKO MEDICAL | | 14 | 8 | 36% | 22 |
| WARDE MEDICAL LABORATORY | | 15 | 7 | 32% | 22 |
| FHMG-FLORIDA HOSPITAL MEDICAL GROUP | | 19 | 3 | 14% | 22 |
| FIRST CHOICE PEDIATRICS LOOP | | 20 | 2 | 9% | 22 |
| TEN HEALTHCARE | | 6 | 16 | 73% | 22 |
| APOLLO SURGERY CENTER | | 20 | 2 | 9% | 22 |
| FLORIDA PEDIATRICS | | 6 | 16 | 73% | 22 |
| SARASOTA MEMORIAL NURSING & REHABILITATION CTR | | 22 | | | 22 |
| BRENTWOOD RETIREMENT COMMUNITY | | 20 | 2 | 9% | 22 |
| WUESTHOFF MEDICAL CENTER-MELBOURNE | | | 22 | 100% | 22 |
| VASSAR BROTHERS MEDICAL CENTER LABORATORY | | 21 | 1 | 5% | 22 |
| PULMONARY SPECIALISTS OF THE PALM BEACHES | | 15 | 7 | 32% | 22 |
| MILLENNIUM PHYSICIAN GROUP LLC | | 18 | 4 | 18% | 22 |
| BROOKDALE UNIVERSITY HOSPITAL | | 21 | 1 | 5% | 22 |
| ADVENT HEALTH - LAKE MARY PEDIATRICS | | 15 | 7 | 32% | 22 |
| MADISON COUNTY MEMORIAL HOSP | | 12 | 10 | 45% | 22 |
| PRECISION HEALTH SOLUTIONS | | 12 | 10 | 45% | 22 |
| ROCKLEDEGE REGIONAL MEDICAL CENTER | | 17 | 5 | 23% | 22 |
| BONIFAY NURSING AND REHAB CENTER | | | 22 | 100% | 22 |
| MOBILE DIVISION LABORATORY | | 7 | 15 | 68% | 22 |
| KEY PRIMARY CARE | | | 22 | 100% | 22 |
| NURSES HELPING HANDS INC ALF | | 21 | | | 21 |
| PANCARE HEALTH - BONIFAY K-8 | | | 21 | 100% | 21 |
| WINDERMERE MEDICAL CENTER | | 18 | 3 | 14% | 21 |
| ST JUDE CHILDRENS RESEARCH HOSPITAL | | 21 | | | 21 |
| RIVERHEAD URGENT CARE | | 21 | | | 21 |
| MAGNOLIA MEDICAL CLINIC | | 1 | 20 | 95% | 21 |
| PATHGROUP | | | 21 | 100% | 21 |
| MONTEFIORE NEW ROCHELLE HOSPITAL | | 20 | 1 | 5% | 21 |
| WEST | | 14 | 7 | 33% | 21 |
| MINUTECLINIC LLC #3236 | | 18 | 3 | 14% | 21 |
| GASTROENTEROLOGY ASSOCIATES OF PENSACOLA PA | | 20 | 1 | 5% | 21 |

COVID-19: testing by laboratory

Data through Dec 20, 2020 verified as of Dec 21, 2020 at 09:25 AM

Data in this report are provisional and subject to change.

The numbers in the table below represent the number of Florida and non-Florida residents for whom test results were received by the Department of Health. A person can be tested by more than one laboratory and can have both positive and negative results. **Therefore, the sum of the numbers in each column will be larger than the total number of people tested.**

| Reporting lab | Inconclusive | Negative | Positive | Percent positive | Total |
|--|--------------|----------|----------|------------------|-------|
| BISHOP GRADY VILLAS | | 21 | | | 21 |
| CROSS CITY REHABILITATION AND HEALTH CARE CENTER | | 21 | | | 21 |
| FELICIDAD MEDICAL CENTER | | | 21 | 100% | 21 |
| EDWARD J HEALEY REHAB & NURSING CENTER | | 21 | | | 21 |
| BAY PINES MEDICAL ASSOCIATES | | 1 | 20 | 95% | 21 |
| WESTPAC LABS | | 1 | 20 | 95% | 21 |
| BRISTOL AT TAMPA, THE | | 20 | 1 | 5% | 21 |
| CLINICAL PATHOLOGY LABORATORIES SOUTHEAST | | | 21 | 100% | 21 |
| SEA PINES REHABILITATION HOSPITAL | | 21 | | | 21 |
| FLORIDA MEDICAL CLINIC LLC | | 20 | 1 | 5% | 21 |
| STATE LAB | | 2 | 19 | 90% | 21 |
| BOCA BIOLISTIC REFERENCE LAB | | | 21 | 100% | 21 |
| HEARTLAND HEALTHCARE AND REHAB CENTER | | | 20 | 100% | 20 |
| BAY PEDIATRICS PA | | 18 | 2 | 10% | 20 |
| RADIOLOGY ASSOCIATES OF VENICE AND ENGLEWOOD | | 19 | 1 | 5% | 20 |
| INTERNATIONAL MEDICAL LABORATORY | | 20 | | | 20 |
| ROCKLEDGE FAMILY HEALTH | | | 20 | 100% | 20 |
| ERDOX | | 19 | 1 | 5% | 20 |
| UNIVERSITY MEDICAL CTR OF PRINCETON AT | | 18 | 2 | 10% | 20 |
| VALENCIA HOUSE ALF | | 20 | | | 20 |
| LABORATORY ALLIANCE OF CENTRAL NEW YORK | | 19 | 1 | 5% | 20 |
| CARENOW - DOWNTOWN NORTH GULCH | | 20 | | | 20 |
| GRAND OAKS OF PALM CITY LLC | 1 | 18 | 1 | 5% | 20 |
| MINUTECLINIC LLC #5924 | | 16 | 4 | 20% | 20 |
| MEDICAL EXPRESS CORP | | 18 | 2 | 10% | 20 |
| ARDEN COURTS OF WINTER SPRINGS | | 18 | 2 | 10% | 20 |
| JA POC MANUAL SUBSECTION | | 20 | | | 20 |
| The Care Center at Pinellas Park | | 17 | 3 | 15% | 20 |
| HENDRY REGIONAL CORPORATE HEALTH | | | 20 | 100% | 20 |
| ALL MY KIDS PEDIATRICS INC | | 14 | 6 | 30% | 20 |
| WASHINGTON COUNTY HEALTH DEPARTMENT | | 9 | 11 | 55% | 20 |
| UNIVERSITY HOSPITAL | | 17 | 3 | 15% | 20 |
| FINLAY C. LABORATORY | | 3 | 17 | 85% | 20 |
| CL BRUMBACK PRIMARY CARE CLINIC LANTANA | | 2 | 18 | 90% | 20 |
| ADVENT HEALTH PRIMARY CARE PLUS, WINTER GARDEN | | 16 | 4 | 20% | 20 |
| PHYSICIANS STAT | | 1 | 19 | 95% | 20 |
| Wiregrass Rehabilitation Center and Nursing Home | | 20 | | | 20 |
| NORTH CAROLINA DEPARTMENT OF HEALTH & HUMAN SERVICES | | | 20 | 100% | 20 |
| HOSPICE OF MARTIN & ST LUCIE, INC | | 20 | | | 20 |
| POARCH BANC CREEK INDIANS TRIBAL HEALTH DEPARTMENT | | | 20 | 100% | 20 |
| WILLOW BROOKE COURT AT AZALEA TRACE | | 20 | | | 20 |
| MENORAH HOUSE | | 19 | 1 | 5% | 20 |
| MAYO CLINIC JACKSONVILLE | | 1 | 19 | 95% | 20 |
| RENAISSANCE SENIOR LIVING | 1 | 19 | | | 20 |
| TGH MEDICAL GROUP LABORATORY CARROLLWOOD | | | 20 | 100% | 20 |
| PREMISE HEALTH MIA | | | 20 | 100% | 20 |
| JAMAICA HOSPITAL MEDICAL CENTER | | 19 | 1 | 5% | 20 |

COVID-19: testing by laboratory

Data through Dec 20, 2020 verified as of Dec 21, 2020 at 09:25 AM

Data in this report are provisional and subject to change.

The numbers in the table below represent the number of Florida and non-Florida residents for whom test results were received by the Department of Health. A person can be tested by more than one laboratory and can have both positive and negative results. **Therefore, the sum of the numbers in each column will be larger than the total number of people tested.**

| Reporting lab | Inconclusive | Negative | Positive | Percent positive | Total |
|---|--------------|----------|----------|------------------|-------|
| FLORIDA HOSPITAL LABS | | 11 | 9 | 45% | 20 |
| HUNT CLUB PEDIATRIC ASSOCIATES LLC | | 19 | 1 | 5% | 20 |
| UPMC CHAUTAUQUA AT WCA LABORATORY | | 19 | 1 | 5% | 20 |
| POINT OF CARE CLINICS PRIMARY CARE | | 20 | | | 20 |
| HEALTHY MINORS, LLC. | | 20 | | | 20 |
| REDITUS LABORATORIES | | | 20 | 100% | 20 |
| GOOD SAMARITAN HOSPITAL LABORATORY | | 17 | 3 | 15% | 20 |
| AMERICAN ESOTERIC LABORATORIES | | 5 | 15 | 75% | 20 |
| NIGHT LITE PEDIATRIC CENTER | | 10 | 10 | 50% | 20 |
| LINCOLN MEDICAL AND MENTAL HEALTH CENTER | | 18 | 1 | 5% | 19 |
| MINUTE CLINIC, LLC DBA MINUTECLINIC #4505 | | 18 | 1 | 5% | 19 |
| INTEGRATED REGIONAL LABORATORIES - LARGO | | | 19 | 100% | 19 |
| CENTRAL FLORIDA HEALTH CARE INC | | 2 | 17 | 89% | 19 |
| BAYVIEW MEDICAL | | 19 | | | 19 |
| SOUTHSIDE HOSPITAL NORTHWELL HEALTH LABORATORY | | 18 | 1 | 5% | 19 |
| MED HEALTH SERVICES | | 18 | 1 | 5% | 19 |
| FLORIDA DEPARTMENT OF HEALTH IN TAYLOR COUNTY | | 16 | 3 | 16% | 19 |
| FAMILY MEDICAL CARE OF PALM BEACH | | 1 | 18 | 95% | 19 |
| MENTAL HEALTH CARE INC | | 16 | 3 | 16% | 19 |
| 220 GOLDEN, LLC | | 19 | | | 19 |
| JEFFERSON K-12, A SOMERSET SCHOOL- CLINIC | | 16 | 3 | 16% | 19 |
| INTERCOASTAL MEDICAL GROUP | | | 19 | 100% | 19 |
| BEEHIVE HOMES OF GULF BREEZE | | 19 | | | 19 |
| VETERANS AFFAIRS MEDICAL CENTER - NEW YORK HARBOR | | 18 | 1 | 5% | 19 |
| LAB INTERMARKET FACILITY LAB | | 1 | 18 | 95% | 19 |
| ESOTERIX GENETIC LABORATORIES | | 16 | 3 | 16% | 19 |
| MINUTECLINIC, LLC #08366 | | 15 | 4 | 21% | 19 |
| TGH URGENT CARE - RIVERVIEW | | | 19 | 100% | 19 |
| CROSSWINDS HEALTH AND REHABILITATION CENTER | | 19 | | | 19 |
| ENGLEWOOD HOSPITAL AND MEDICAL CENTER | | 15 | 4 | 21% | 19 |
| GREEN GABLES ASSISTED LIVING FACILITY | | 19 | | | 19 |
| THE COMMONWEALTH OF MASSACHUSETTS | | | 19 | 100% | 19 |
| STONE WASH CLINICAL LABORATORIES | | 2 | 17 | 89% | 19 |
| WOLFF CTR FOR CHILD & ADOLESCENT HEALTH PLLC,THE | | 17 | 2 | 11% | 19 |
| SEVEN RIVERS REGIONAL MEDICAL CENTER | | 5 | 14 | 74% | 19 |
| KINDRED HOSPITAL-BAY AREA-ST PETERSBURG LAB | | 19 | | | 19 |
| BETHUNE-COOKMAN UNIVERSITY | | 1 | 18 | 95% | 19 |
| HARBORCHASE OF WELLINGTON CROSSING | | 18 | 1 | 5% | 19 |
| MOBILE MEDICAL ASSOCIATES PL | | 9 | 10 | 53% | 19 |
| BULLS HEAD URGENT CARE | | 19 | | | 19 |
| MADISON COUNTY MEMORIAL HOSPITAL LABORATORY | | 14 | 5 | 26% | 19 |
| MADISON CORE LABORATORIES | | 17 | 1 | 6% | 18 |
| MORTON PLANT HOSPITAL NURSING | | | 18 | 100% | 18 |
| ACCESS 365 URGENT CARE | | 7 | 11 | 61% | 18 |
| TPCA CLINICAL LABORATORIES | | 15 | 3 | 17% | 18 |
| FAMILY CARE CYPRESS CREEK | | 1 | 17 | 94% | 18 |
| WASHINGTON REHAB AND NURSING | | 17 | 1 | 6% | 18 |

COVID-19: testing by laboratory

Data through Dec 20, 2020 verified as of Dec 21, 2020 at 09:25 AM

Data in this report are provisional and subject to change.

The numbers in the table below represent the number of Florida and non-Florida residents for whom test results were received by the Department of Health. A person can be tested by more than one laboratory and can have both positive and negative results. **Therefore, the sum of the numbers in each column will be larger than the total number of people tested.**

| Reporting lab | Inconclusive | Negative | Positive | Percent positive | Total |
|--|--------------|----------|----------|------------------|-------|
| XPRESS WELLNESS URGENT CARE | | | 18 | 100% | 18 |
| TOTAL RENAL LABORATORIES INC | | 13 | 5 | 28% | 18 |
| CHILDREN'S MEDICAL CENTER | | | 18 | 100% | 18 |
| RESIDENCE AT BAY VUE | | 18 | | | 18 |
| HARTFORD HOSPITAL ANCILLARY LAB | | 17 | 1 | 6% | 18 |
| STETSON UNIVERSITY STUDENT HEALTH CENTER | | 3 | 15 | 83% | 18 |
| WALK IN MEDICAL URGENT CARE | | 18 | | | 18 |
| GENERAL INTERNAL MEDICINE MEDICAL CTR CLINIC | | 13 | 5 | 28% | 18 |
| JACKSON NORTH MEDICAL CENTER | | 2 | 16 | 89% | 18 |
| MOORINGS PARK OAKSTONE AT GREY OAKS | | 17 | 1 | 6% | 18 |
| CVS | | | 18 | 100% | 18 |
| GENESIS DERMATOLOGY | | 16 | 2 | 11% | 18 |
| CLERMONT URGENT CARE | | | 18 | 100% | 18 |
| BROWARD HEALTH IMPERIAL POINT NURSING | | | 18 | 100% | 18 |
| MARATHON HEALTH FOR LIFE | | 16 | 2 | 11% | 18 |
| MORTON PLANT | | | 18 | 100% | 18 |
| JOHNS HOPKINS CHILDREN'S HOSPITAL | | | 18 | 100% | 18 |
| DAVID LAWRENCE CENTER | | 15 | 3 | 17% | 18 |
| STEWART MEDICAL GROUP INC | | | 18 | 100% | 18 |
| CLERMONT ADVENTHEALTH CENTRA CARE | | | 18 | 100% | 18 |
| ST PETER'S BENDER LABORATORY | | 18 | | | 18 |
| NOVANT HEALTH | | 14 | 4 | 22% | 18 |
| FLORIDA COMMUNITY HEALTH CENTER OF ST. LUCIE | | 1 | 17 | 94% | 18 |
| QUALITY URGENT CARE AND WELLNESS PL | | 17 | 1 | 6% | 18 |
| MOBILE DOC FL, LLC | | 15 | 3 | 17% | 18 |
| ESTATES MEDICAL CENTER | | 12 | 5 | 29% | 17 |
| CHIPOLA MEDICAL ASSOCIATES | | 2 | 15 | 88% | 17 |
| CONSOLIDATED LAB SERVICES | | 8 | 9 | 53% | 17 |
| PUBLIC SQUARE PHARMACY LLC | | 15 | 2 | 12% | 17 |
| COLORADO DEPARTMENT OF HEALTH LABORATORY SERVICES DIVISION | | | 17 | 100% | 17 |
| LONG TERM CARE OF GULF BREEZE LLC | | 17 | | | 17 |
| ASCENSION ST VINCENT'S PRIMARY CARE | | | 17 | 100% | 17 |
| CAREMED INTERNAL MEDICINE | | | 17 | 100% | 17 |
| HOLY NAME HOSPITAL LABORATORY | | 16 | 1 | 6% | 17 |
| KIVA AT CANTERBURY | | | 17 | 100% | 17 |
| WALGREEN EASTERN CO, INC | | 17 | | | 17 |
| NORTH PINELLAS CHILDRENS MEDICAL CENTER | | | 17 | 100% | 17 |
| ST. JUDES LABORATORIES | | 12 | 5 | 29% | 17 |
| UVMC MICROBIOLOGY | | 16 | 1 | 6% | 17 |
| MINUTECLINIC DIAGNOSTIC OF TEXAS, LLC | | 16 | 1 | 6% | 17 |
| CARESPOT | | 1 | 16 | 94% | 17 |
| Cleveland Clinic Laboratories | | 4 | 13 | 76% | 17 |
| SUNSHINE URGENT CARE LLC | | | 17 | 100% | 17 |
| Coastal Health and Rehabilitation Center | | 16 | 1 | 6% | 17 |
| MICHIGAN DEPARTMENT OF HEALTH AND HUMAN SERVICES | | | 17 | 100% | 17 |
| DELAND WELLNESS CENTER | | | 17 | 100% | 17 |
| DCH REGIONAL MEDICAL CENTER LABORATORY | | 16 | 1 | 6% | 17 |

COVID-19: testing by laboratory

Data through Dec 20, 2020 verified as of Dec 21, 2020 at 09:25 AM

Data in this report are provisional and subject to change.

The numbers in the table below represent the number of Florida and non-Florida residents for whom test results were received by the Department of Health. A person can be tested by more than one laboratory and can have both positive and negative results. **Therefore, the sum of the numbers in each column will be larger than the total number of people tested.**

| Reporting lab | Inconclusive | Negative | Positive | Percent positive | Total |
|--|--------------|----------|----------|------------------|-------|
| COLONY CARE CENTER | | 9 | 8 | 47% | 17 |
| NORTH CENTRAL BRONX HOSPITAL | | 16 | 1 | 6% | 17 |
| LAKE GIBSON VILLAGE, LLC | | 17 | | | 17 |
| CARE CENTERS OF NASSAU | | 16 | 1 | 6% | 17 |
| NORTH FLORIDA PEDIATRICS - JACKSONVILLE | | 15 | 2 | 12% | 17 |
| WINTER PARK FAMILY PRACTICE LLC | | 17 | | | 17 |
| COAST MED URGENT CARE | | 16 | 1 | 6% | 17 |
| AMMON ANALYTICAL LABORATORIES | | 15 | 2 | 12% | 17 |
| ALL FLORIDA FAMILY & SPORTS MEDICINE | | 15 | 1 | 6% | 16 |
| HARMONY HEALTH OPCO, LLC | | 15 | 1 | 6% | 16 |
| BOND AND STEELE CLINIC, PA | | 14 | 2 | 13% | 16 |
| BONIFAY NURSING AND REHABILITATION CENTER | | | 16 | 100% | 16 |
| URGENT CARE WEST CLINIC | | 14 | 2 | 13% | 16 |
| ADVENT HEALTH CENTRA CARE - LAKE BUENA VISTA | | | 16 | 100% | 16 |
| FAST TRACK URGENT CARE CENTER - TYRONE | | | 16 | 100% | 16 |
| MINUTE CLINIC DIAGNOSTIC OF SC, LLC #75 | | 15 | 1 | 6% | 16 |
| SPRING MANOR ASSISTED LIVING | | 16 | | | 16 |
| CSL PLASMA INC | | 3 | 13 | 81% | 16 |
| HERNANDO ENDOSCOPY AND SURGERY CENTER | | 14 | 2 | 13% | 16 |
| CAPE CORAL HOSPITAL ABG LABORATORY | | 10 | 6 | 38% | 16 |
| MILLENNIUM PHYSICIAN GRP LLC NAPLES PINE RIDGE | | | 16 | 100% | 16 |
| MEDEXPRESS - BLOOMIN BRANDS | | 4 | 12 | 75% | 16 |
| PANCARE HEALTH GULF COUNTY | | 10 | 6 | 38% | 16 |
| SAMFORD UNIVERSITY HEALTH SERVICES | | 15 | 1 | 6% | 16 |
| COUNTY OF LOS ANGELES | | | 16 | 100% | 16 |
| ST ELIZABETH MEDICAL CENTER LABORATORY | | 15 | 1 | 6% | 16 |
| WALGREENS COVID-19 | | 14 | 2 | 13% | 16 |
| PANCARE HEALTH - FREEPORT CLINIC SUITE B | | 14 | 2 | 13% | 16 |
| XERA MED RESEARCH | | | 16 | 100% | 16 |
| MED PLUS FLORENCE | | 12 | 4 | 25% | 16 |
| CONNECTDX | | 4 | 12 | 75% | 16 |
| FLAGLER HOSPITAL INC | 2 | | 14 | 88% | 16 |
| INTERNAL MEDICINE ASSOCIATES & SPECIALTIES INC | | 15 | 1 | 6% | 16 |
| FAMILY EXTENDED CARE OF PUNTA GORDA | | 16 | | | 16 |
| ASURANCE SCIENTIFIC LABORATORIES | | 16 | | | 16 |
| GLEN COVE HOSPITAL | | 16 | | | 16 |
| NO NAME | | 8 | 8 | 50% | 16 |
| CRUCIAL CARE | | 10 | 6 | 38% | 16 |
| RITECARE MEDICAL CENTER | | | 16 | 100% | 16 |
| HEALTH CENTRAL HOSPITAL | | | 16 | 100% | 16 |
| INTERNAL MEDICINE & PEDIATRICS OF TAMPA BAY PA | | 10 | 6 | 38% | 16 |
| APOLLO HEALTH & REHABILITATION | | 11 | 5 | 31% | 16 |
| URGENT CARE CLINIC OF LINCOLN | | 14 | 2 | 13% | 16 |
| RIVERWOOD HEALTH NH LLC | | 16 | | | 16 |
| PRIME CARE ONE LLC/HARBORCHASE OF VENICE | | | 16 | 100% | 16 |
| OPTUMCARE FLORIDA LLC | | 1 | 15 | 94% | 16 |
| BROOKWOOD BAPTIST MEDICAL CENTER | | 15 | 1 | 6% | 16 |

COVID-19: testing by laboratory

Data through Dec 20, 2020 verified as of Dec 21, 2020 at 09:25 AM

Data in this report are provisional and subject to change.

The numbers in the table below represent the number of Florida and non-Florida residents for whom test results were received by the Department of Health. A person can be tested by more than one laboratory and can have both positive and negative results. **Therefore, the sum of the numbers in each column will be larger than the total number of people tested.**

| Reporting lab | Inconclusive | Negative | Positive | Percent positive | Total |
|---|--------------|----------|----------|------------------|-------|
| WHITE WILSON MEDICAL CENTER IMMEDIATE CARE | | | 16 | 100% | 16 |
| SRMC AVALON | | 9 | 7 | 44% | 16 |
| KEY WEST MEDICAL CENTER | 1 | 14 | | | 15 |
| MCW MENTAL HEALTH LLC | | 15 | | | 15 |
| THE RESIDENCE AT TIMBER PINES | | 15 | | | 15 |
| EMERGENCY PHYSICIANS MEDICAL CENTER LLC | | 6 | 9 | 60% | 15 |
| SPEARHEAD MEDICAL | | | 15 | 100% | 15 |
| COLONY CLUB ALF,THE | | 15 | | | 15 |
| FAMILY CARE CENTER OF ARLINGTON | | 10 | 5 | 33% | 15 |
| BOZEMAN HEALTH DEACONESS HOSPITAL | | 12 | 3 | 20% | 15 |
| NOVANT HEALTH GOHEALTH URGENT CARE-HARRISBURG | | 8 | 7 | 47% | 15 |
| PROFESSIONAL PEDIATRICS | | 14 | 1 | 7% | 15 |
| ALL PEDIATRIC CARE | | | 15 | 100% | 15 |
| SINAI HOSPITAL OF BALTIMORE | | 15 | | | 15 |
| TELEVISIT MALABAR PEDIATRICS | | 5 | 10 | 67% | 15 |
| UAH STUDENT HEALTH CENTER | | 10 | 5 | 33% | 15 |
| HOLLEY-NAVARRE MEDICAL CLINIC | | 5 | 10 | 67% | 15 |
| HELIX DIAGNOSTICS | | | 15 | 100% | 15 |
| WEST BROWARD CARE CENTER | | 14 | 1 | 7% | 15 |
| BRANDON COMMUNITY HEALTH CENTER | | 8 | 7 | 47% | 15 |
| HARBOUR ISLAND PEDIATRICS | | 9 | 6 | 40% | 15 |
| EASTLAKE PEDIATRICS - TRINITY | | 15 | | | 15 |
| HODGES CLUSTER | | 2 | 13 | 87% | 15 |
| ERIC C MARSHAL MD, PC DBA MINUTECLINIC | | 14 | 1 | 7% | 15 |
| INNOVATION CLINICAL TRIALS, INC | | | 15 | 100% | 15 |
| FLAGLER HOSPITAL LABORATORY | | 2 | 13 | 87% | 15 |
| DESOTO PALMS ALF | | 15 | | | 15 |
| DALE MEDICAL CENTER | | 10 | 5 | 33% | 15 |
| UM MILLER SCHOOL OF MEDICINE | | | 15 | 100% | 15 |
| JACOBI MEDICAL CENTER | | 15 | | | 15 |
| TALLAHASSEE DEVELOPMENTAL CENTER☐ | | 15 | | | 15 |
| PINES NURSING HOME | | 14 | 1 | 7% | 15 |
| ALAN A SMITH MD LLC | | 14 | 1 | 7% | 15 |
| ANDALUSIA HEALTH | | 7 | 8 | 53% | 15 |
| REGENEXX TAMPA BAY | | 13 | 2 | 13% | 15 |
| ST CATHERINE OF SIENA HOSPITAL | | 14 | 1 | 7% | 15 |
| ARTHREX MEDICAL CENTER | | 10 | 5 | 33% | 15 |
| ORLANDO HEALTH | | 2 | 13 | 87% | 15 |
| MILTON 4707 | | 15 | | | 15 |
| BRIDGEVIEW CENTER LLC☐ | | 12 | 3 | 20% | 15 |
| DIATHERIX | | 13 | 2 | 13% | 15 |
| ADVENT HEALTH - ZEPHYRHILLS | | | 15 | 100% | 15 |
| LAKE WALES OPERATING GROUP LLC | | 14 | 1 | 7% | 15 |
| PALMETTO PEDIATRICS | | | 15 | 100% | 15 |
| HEALTHCARE NOW | | | 15 | 100% | 15 |
| VITAS HEALTHCARE CORP OF FLORIDA | | 15 | | | 15 |
| WEISS PEDIATRIC CARE LLC | | 14 | 1 | 7% | 15 |

COVID-19: testing by laboratory

Data through Dec 20, 2020 verified as of Dec 21, 2020 at 09:25 AM

Data in this report are provisional and subject to change.

The numbers in the table below represent the number of Florida and non-Florida residents for whom test results were received by the Department of Health. A person can be tested by more than one laboratory and can have both positive and negative results. **Therefore, the sum of the numbers in each column will be larger than the total number of people tested.**

| Reporting lab | Inconclusive | Negative | Positive | Percent positive | Total |
|---|--------------|----------|----------|------------------|-------|
| LIFE CARE CENTER OF JACKSONVILLE | | | 14 | 100% | 14 |
| FLORIDA HOSPITAL WINTER GARDEN | | 13 | 1 | 7% | 14 |
| CANTON-POTSDAM HOSPITAL LABORATORY | | 14 | | | 14 |
| NORTHWESTERN MEMORIAL HOSPITAL | | | 14 | 100% | 14 |
| GRAND VILLA OF ST. PETERSBURG | | 12 | 2 | 14% | 14 |
| CINNAMON COVE ALF | | 14 | | | 14 |
| ASTORIA HEALTH AND REHABILITATION CENTER | | 13 | 1 | 7% | 14 |
| MARTHA'S HOUSE & ASSISTED LIVING FACILITY | | 14 | | | 14 |
| BOCA SIMON | | 2 | 12 | 86% | 14 |
| AURORA DIAGNOSTICS | | 3 | 11 | 79% | 14 |
| MINUTECLINIC LLC #1350 | | 12 | 2 | 14% | 14 |
| HUNT CLUB MEDICAL | | 12 | 2 | 14% | 14 |
| NEW YORK METHODIST HOSPITAL | | 13 | 1 | 7% | 14 |
| HEALTHFIRST ADVENT HEALTH CENTRA CARE COCOA BEACH | | | 14 | 100% | 14 |
| HORIZON ALF | | 14 | | | 14 |
| SYNIVERSE WELLNESS CENTER | | 12 | 2 | 14% | 14 |
| NEW YORK PRESBYTERIAN - ALLEN HOSPITAL | | 14 | | | 14 |
| CARESPOT OF NOCATEE | | | 14 | 100% | 14 |
| EPIPHANY HEALTH | | 8 | 6 | 43% | 14 |
| SIGNATURE HEALTHCARE OF ORANGE PARK | | 14 | | | 14 |
| POLK CHD BARTOW | | 13 | 1 | 7% | 14 |
| MEDEMERGE | | 13 | 1 | 7% | 14 |
| BIO-TECH CLINICAL LABORATORIES INC | | 14 | | | 14 |
| A2Z DIAGNOSTICS | | 14 | | | 14 |
| BENTON HOUSE OF PORT ORANGE | | 8 | 6 | 43% | 14 |
| PONCE PLAZA NURSING & REHAB CENTER | | 3 | 11 | 79% | 14 |
| NORTH FLORIDA MEDICAL CENTER | | 12 | 2 | 14% | 14 |
| OSCEOLA ALF OPERATOR, LLC DBA | | 14 | | | 14 |
| OKEECHOBEE HEALTHCARE FACILITY | | | 14 | 100% | 14 |
| EMERITUS AT NAPLES | 1 | 13 | | | 14 |
| INTERNAL MEDICINE SPECIALIST | | 11 | 3 | 21% | 14 |
| ADVANCED URGENT CARE | | 12 | 2 | 14% | 14 |
| WELLINGTON FAMILY PRACTICE | | 13 | 1 | 7% | 14 |
| THE CANOPY AT HARPER LAKE | 1 | | 13 | 93% | 14 |
| PROFESSIONAL URGENT CARE SERVICES | | 12 | 2 | 14% | 14 |
| FORT SANDERS REGIONAL LABORATORY | | 14 | | | 14 |
| ALAN L MELOTEK MD | | 14 | | | 14 |
| ROADS PEDIATRICS,LLC | | 12 | 1 | 8% | 13 |
| UNIVERSITY LAB | | | 13 | 100% | 13 |
| FAST TRACK URGENT CARE CENTER - DOWNTOWN | | 1 | 12 | 92% | 13 |
| FUNGAL REFERENCE LABORATORY | | 12 | 1 | 8% | 13 |
| REGENCY SQUARE MALL - SEARS | | 2 | 11 | 85% | 13 |
| HEALTH MED CENTERS | | 13 | | | 13 |
| CORE LABORATORY | | 1 | 12 | 92% | 13 |
| Cross Care Center | | | 13 | 100% | 13 |
| OPIS ISLAND LAKE CENTER | | 13 | | | 13 |
| ESCAMBIA COMMUNITY CLINIC | | 2 | 11 | 85% | 13 |

COVID-19: testing by laboratory

Data through Dec 20, 2020 verified as of Dec 21, 2020 at 09:25 AM

Data in this report are provisional and subject to change.

The numbers in the table below represent the number of Florida and non-Florida residents for whom test results were received by the Department of Health. A person can be tested by more than one laboratory and can have both positive and negative results. **Therefore, the sum of the numbers in each column will be larger than the total number of people tested.**

| Reporting lab | Inconclusive | Negative | Positive | Percent positive | Total |
|---|--------------|----------|----------|------------------|-------|
| ST VINCENT'S EAST | | 12 | 1 | 8% | 13 |
| STUART REHABILITATION AND HEALTHCARE | | 2 | 11 | 85% | 13 |
| LONG BEACH URGENT CARE | | 13 | | | 13 |
| DYNAMIC DNA LAB | | 1 | 12 | 92% | 13 |
| CLEVELAND CLINIC | | | 13 | 100% | 13 |
| SHORE MEMORIAL HOSPITAL | | 12 | 1 | 8% | 13 |
| FAMILY AND INTERNAL MEDICINE AT AVALON PARK | | 11 | 2 | 15% | 13 |
| MEADOWCREST MOLECULAR DIAGNOSTICS, LLC | | | 13 | 100% | 13 |
| ORLANDO LUTHERAN TOWERS ASSISTED LIVING | | 13 | | | 13 |
| EAR NOSE & THROAT ASSOCIATES OF MANATEE PA | | 13 | | | 13 |
| VILLA OF KINGS AND QUEENS OF DELRAY | | 13 | | | 13 |
| PRIMECARE OF DOTHAN-DALEVILLE CLINIC | | 11 | 2 | 15% | 13 |
| ENCOMPASS HEALTH REHABILITATION HOSPITAL | | 13 | | | 13 |
| MARIANNA HEALTH AND REHABILITATION CENTER | | 13 | | | 13 |
| ROBERT WOOD JOHNSON UNIVERSITY HOSP | | 11 | 2 | 15% | 13 |
| Sunnyside Care Center | | 13 | | | 13 |
| FORT WALTON BEACH DEVELOPMENTAL CENTER | | 12 | 1 | 8% | 13 |
| TIMBERLANE LODGE ALF | | 6 | 7 | 54% | 13 |
| JOSEPH SCHENKER MD PC DBA CENTERS URGENT | | 11 | 2 | 15% | 13 |
| ROWLETT MIDDLE ACADEMY | | 11 | 2 | 15% | 13 |
| MORRIS PARK URGENT CARE | | 10 | 3 | 23% | 13 |
| IN-OFFICE LAB | | 12 | 1 | 8% | 13 |
| LAKE PLACID HEALTH AND REHABILITATION | | | 13 | 100% | 13 |
| SOUTHEAST FAMILY HEALTHCARE CENTER | | | 13 | 100% | 13 |
| WIREGRASS CLINIC LLC | | 11 | 2 | 15% | 13 |
| MERCY MEDICAL URGENT CARE CENTER INC | | 2 | 11 | 85% | 13 |
| NEWYORK-PRESBYTERIAN/ LAWRENCE HOSPITAL LABORATORY | | 11 | 2 | 15% | 13 |
| CLINICAL LABORATORY SERVICES | | | 13 | 100% | 13 |
| ADVENT HEALTH - CARROLLWOOD | | 5 | 8 | 62% | 13 |
| FLORIDA STATE HOSPITAL | | | 13 | 100% | 13 |
| BROOKLYN HOSPITAL CENTER DOWNTOWN CAMPUS | | 13 | | | 13 |
| JUST FOR KIDS PEDIATRICS | | 5 | 8 | 62% | 13 |
| PARKWEST MEDICAL CENTER | | 11 | 2 | 15% | 13 |
| WEINBERG VILLAGE | | 13 | | | 13 |
| PALMS MEDICAL GROUP - LAKE CITY WEST | | 3 | 9 | 75% | 12 |
| MIDDLETOWN MEDICAL P C | | 5 | 7 | 58% | 12 |
| Consulate Health Care of Jacksonville | | | 12 | 100% | 12 |
| UR CARE FAMILY AND SPORTS MEDICINE | | | 12 | 100% | 12 |
| MEDEXPRESS URGENT CARE - BLOOMINGTON | | 11 | 1 | 8% | 12 |
| NEMOURS CHILDREN'S URGENT CARE, ORLANDO - WATERFORD LAKES | | | 12 | 100% | 12 |
| BETHESDA HEALTH PHYSICIAN GROUP INC | | | 12 | 100% | 12 |
| FLORIDA DEPARTMENT OF HEALTH IN HILLSBOROUGH COUNTY | | | 12 | 100% | 12 |
| LIFE CARE OF PORT SAINT LUCIE | | 3 | 9 | 75% | 12 |
| MAITLAND PRIMARY CARE | | 9 | 3 | 25% | 12 |
| ALABAMA CLINICS | | 4 | 8 | 67% | 12 |
| SUMMIT MEDICAL GROUP - 75 E NORTHFIELD | | 10 | 2 | 17% | 12 |
| ACADIAN DIAGNOSTIC LABORATORIES | | 8 | 4 | 33% | 12 |

COVID-19: testing by laboratory

Data through Dec 20, 2020 verified as of Dec 21, 2020 at 09:25 AM

Data in this report are provisional and subject to change.

The numbers in the table below represent the number of Florida and non-Florida residents for whom test results were received by the Department of Health. A person can be tested by more than one laboratory and can have both positive and negative results. **Therefore, the sum of the numbers in each column will be larger than the total number of people tested.**

| Reporting lab | Inconclusive | Negative | Positive | Percent positive | Total |
|--|--------------|----------|----------|------------------|-------|
| TOTTENVILLE CIRCLE URGENT CARE | | 12 | | | 12 |
| BROOKDALE PADDOCK HILLS | | 12 | | | 12 |
| CARDIOLOGY AND MEDICINE ASSOCIATES INC | | 12 | | | 12 |
| JESSIE TRICE COMMUNITY HEALTH SYSTEM, INC | | | 12 | 100% | 12 |
| ADVANCED EMURGENT CARE | | 5 | 7 | 58% | 12 |
| TOTAL ACCESS URGENT CARE | | | 12 | 100% | 12 |
| ADVENT HEALTH EXPRESS | | 9 | 3 | 25% | 12 |
| BERNHARDT LABORATORIES | | 3 | 9 | 75% | 12 |
| MASSACHUSETTS GENERAL HOSPITAL | | 1 | 11 | 92% | 12 |
| CALADIUM PEDIATRICS | | 11 | 1 | 8% | 12 |
| EASTERN SHORE URGENT CARE | | 8 | 4 | 33% | 12 |
| LEON CHD | | 12 | | | 12 |
| BETHESDA HEALTH URGENT CARE | | | 12 | 100% | 12 |
| NCHD | | 3 | 9 | 75% | 12 |
| SHELBY COUNTY HEALTH CARE CORPORATION | | 9 | 3 | 25% | 12 |
| MCWHORTER SCHOOL OF PHARMACY | | 12 | | | 12 |
| VPA PC LAB | | 12 | | | 12 |
| WORLD WRESTLING ENTERTAINMENT | | | 12 | 100% | 12 |
| HOME CARE PHARMACY | | 12 | | | 12 |
| ORANGE REGIONAL MEDICAL CENTER LABORATORY | | 10 | 2 | 17% | 12 |
| IREPERTOIRE_MOL_LAB | | 12 | | | 12 |
| HUDSON VALLEY HOSPITAL CENTER LABORATORY | | 11 | 1 | 8% | 12 |
| MINUTECLINIC DIAGNOSTIC | | 12 | | | 12 |
| BROWARD DIALYSIS | | | 12 | 100% | 12 |
| BARNETT PARK☐ | | | 12 | 100% | 12 |
| INSTITUTE OF PATHOLOGY KINGS COUNTY | | 12 | | | 12 |
| MERIDIAN AT WATERWAYS, THE | | 10 | 2 | 17% | 12 |
| PROMEDICA LABORITORIES | | 11 | 1 | 8% | 12 |
| PREMIER MEDICAL ASSOCIATES ALL FLORIDA LLC | | 12 | | | 12 |
| HALIFAX HEALTH URGENT CARE | | 2 | 10 | 83% | 12 |
| FHCP-PORT ORANGE | | 3 | 9 | 75% | 12 |
| APPLE DIAGNOSTICS LAB | | 5 | 7 | 58% | 12 |
| FLORIDA DEPT OF HEALTH | | 4 | 8 | 67% | 12 |
| MI2297090CV HOLLAND-23D2189684 | | 12 | | | 12 |
| DEPT OF VA MEDICAL CENTER - BAY PINES | | | 12 | 100% | 12 |
| THE TERRACE AT IVY ACRES ALF | | 11 | 1 | 8% | 12 |
| THE TRADITION OF THE PALM BEACHES | | 12 | | | 12 |
| KRYSTAL BAY NURSING AND REHABILITATION | | 9 | 3 | 25% | 12 |
| VERITAS RESEARCH CORP | | | 12 | 100% | 12 |
| GLEN OAKS HEALTH AND REHABILITATION CENTER | | | 12 | 100% | 12 |
| WALGREEN | | 4 | 8 | 67% | 12 |
| FLORIDA DEPARMENT OF HEALTH CLAY COUNTY | | | 12 | 100% | 12 |
| ST JOSEPH HOSPITAL | | 11 | 1 | 8% | 12 |
| MARION PEDIATRICS PA | | 9 | 3 | 25% | 12 |
| UC HEALTH UNIVERSITY HOSPITAL | | 10 | 2 | 17% | 12 |
| ADVENT HEALTH - KISSIMMEE | | 3 | 9 | 75% | 12 |
| LONG ISLAND JEWISH VALLEY STREAM | | 12 | | | 12 |

COVID-19: testing by laboratory

Data through Dec 20, 2020 verified as of Dec 21, 2020 at 09:25 AM

Data in this report are provisional and subject to change.

The numbers in the table below represent the number of Florida and non-Florida residents for whom test results were received by the Department of Health. A person can be tested by more than one laboratory and can have both positive and negative results. **Therefore, the sum of the numbers in each column will be larger than the total number of people tested.**

| Reporting lab | Inconclusive | Negative | Positive | Percent positive | Total |
|--|--------------|----------|----------|------------------|-------|
| RESOLVE MOLECULAR DIAGNOSTICS | | 10 | 2 | 17% | 12 |
| BAPTIST MEDICAL CENTER EAST | | 9 | 3 | 25% | 12 |
| NAPLES GREEN VILLAGE | | 12 | | | 12 |
| MELBOURNE FAMILY PRACTICE | | 11 | 1 | 8% | 12 |
| PROHEALTH CARE ASSOCIATES MOBILE | | 9 | 2 | 18% | 11 |
| MD PLUS URGENT CARE, LLC | | | 11 | 100% | 11 |
| NIGHT LITE PEDIATRICS CENTER, LLC | | 1 | 10 | 91% | 11 |
| WINTER PARK CARE AND REHABILITATION | | | 11 | 100% | 11 |
| PALMS REHABILITATION AND HEALTHCARE CENTER | | 9 | 2 | 18% | 11 |
| QUOTIENT SCIENCES LABS LLC | | | 11 | 100% | 11 |
| DARDEN WELLNESS CENTER | | 9 | 2 | 18% | 11 |
| PRIMECARE ACQUISITION FAMILY PRACTICE INC | | 11 | | | 11 |
| LEHIGH VALLEY HOSPITAL | | 3 | 8 | 73% | 11 |
| PALM BEACH PATHOLOGY | | 9 | 2 | 18% | 11 |
| EPIC REFERENCE LABS INC | | | 11 | 100% | 11 |
| INNOVATIVE RESEARCH OF WEST FLORIDA | | 9 | 2 | 18% | 11 |
| SHELBY BAPTIST MEDICAL CENTER | | 6 | 5 | 45% | 11 |
| TROPICANA | | 5 | 6 | 55% | 11 |
| BHA CENTRAL COUNTY CLINIC | | 1 | 10 | 91% | 11 |
| EXPRESS FAMILY CARE LLC | | | 11 | 100% | 11 |
| MIAMI CLINICAL RESEARCH CORP | | | 11 | 100% | 11 |
| COMPREHENSIVE CHILDCARE ASSOCIATES | | 8 | 3 | 27% | 11 |
| BVL PEDIATRICS | | 11 | | | 11 |
| STATEN ISLAND UNIVERSITY HOSPITAL | | 11 | | | 11 |
| LAB UNKNOWN | | | 11 | 100% | 11 |
| MINUTECLINIC DIAGNOSTICS MEDICAL GROUP | | 11 | | | 11 |
| MONTEFIORE ST LUKE'S CORNWALL HOSPITAL | | 8 | 3 | 27% | 11 |
| CORNERSTONE MEDICAL CARE OF BRANDON PL | | 9 | 2 | 18% | 11 |
| East Bay Rehabilitation Center | | 5 | 6 | 55% | 11 |
| ODYSSEY HEALTHCARE OF MARION COUNTY, LLC | | 11 | | | 11 |
| BRYAN WHITFIELD MEMORIAL HOSPITAL | | 7 | 4 | 36% | 11 |
| LABCORP BURLINGTON | | 1 | 10 | 91% | 11 |
| ROYAL CARE OF AVON PARK | | 9 | 2 | 18% | 11 |
| COLORADO DEPARTMENT OF PUBLIC HEALTH AND ENVIRONMENT | | | 11 | 100% | 11 |
| EAST HILL MEDICAL GROUP | | 9 | 2 | 18% | 11 |
| PRATTVILLE BAPTIST HOSPITAL | | 9 | 2 | 18% | 11 |
| NORTHERN WESTCHESTER HOSPITAL LABORATORY | | 9 | 2 | 18% | 11 |
| North Lake Care Center | | 11 | | | 11 |
| ADVENTHEALTH EXPRESS CARE AT | | | 11 | 100% | 11 |
| AIM LABORATORIES | | | 11 | 100% | 11 |
| Belleair Healthcare Center | | 7 | 4 | 36% | 11 |
| MAINSTREET FAMILY SELECT | | 1 | 10 | 91% | 11 |
| St. Annes Nursing Center, St. Annes Residence, Inc. | | 11 | | | 11 |
| MORTON PLANT MEASE | | | 11 | 100% | 11 |
| DMH STEINHATCHEE FAMILY MEDICINE | | 8 | 3 | 27% | 11 |
| BROOKDALE DELAND | | | 11 | 100% | 11 |
| BASSETTI & ASSOCIATES, MD, PA | | | 11 | 100% | 11 |

COVID-19: testing by laboratory

Data through Dec 20, 2020 verified as of Dec 21, 2020 at 09:25 AM

Data in this report are provisional and subject to change.

The numbers in the table below represent the number of Florida and non-Florida residents for whom test results were received by the Department of Health. A person can be tested by more than one laboratory and can have both positive and negative results. **Therefore, the sum of the numbers in each column will be larger than the total number of people tested.**

| Reporting lab | Inconclusive | Negative | Positive | Percent positive | Total |
|--|--------------|----------|----------|------------------|-------|
| FIRSTCARE CLINIC | | | 11 | 100% | 11 |
| UNIVERSITY CENTRA CARE | | 10 | 1 | 9% | 11 |
| M&V SAN JOSE MEDICAL CENTER | | | 11 | 100% | 11 |
| PSL NAPLES BH OPERATIONS, LLC | | 11 | | | 11 |
| SUMMIT ATLANTIC SURGERY CENTER | | 11 | | | 11 |
| HIGHLANDS LAKE CENTER | | 11 | | | 11 |
| SUNCOAST URGENT CARE | | | 11 | 100% | 11 |
| MACKOUL PEDIATRICS FORT MYERS | | | 11 | 100% | 11 |
| FIRST CHOICE PEDIATRICS INC | | 10 | 1 | 9% | 11 |
| ASHTON PLACE | 1 | 10 | | | 11 |
| MARQUES PEDIATRICS | | | 11 | 100% | 11 |
| HOSPICE OF THE TREASURE COAST | | 10 | 1 | 9% | 11 |
| HOWARD BEACH URGENT CARE | | 11 | | | 11 |
| BLISS HEALTHCARE SERVICES | | | 11 | 100% | 11 |
| BAPTIST PRIMARY CARE PONTE VEDRA | | 6 | 5 | 45% | 11 |
| ELITE HOME HEALTH SERVICES | | 11 | | | 11 |
| INN AT LAKE SEMINOLE SQUARE, THE | | 11 | | | 11 |
| BIOREFERENCE LABORATORIES INC | | 3 | 8 | 73% | 11 |
| OAKMONTE VILLAGE | | 10 | 1 | 9% | 11 |
| TREASURE COAST URGENT CARE | | | 11 | 100% | 11 |
| SUMTER PEDIATRICS | | 11 | | | 11 |
| CARE FAST MURABELLA | | 7 | 4 | 36% | 11 |
| THE TERRACE OF SAINT CLOUD | | 9 | 2 | 18% | 11 |
| NEUROINTERNATIONAL SARASOTA | | 10 | 1 | 9% | 11 |
| ARBOR TERRACE ORTEGA LLC | | 10 | | | 10 |
| LYSTER ACH FT RUCKER AL | | 9 | 1 | 10% | 10 |
| ADVENT HEALTH - WINTER HAVEN | | 6 | 4 | 40% | 10 |
| Cross Gardens Care Center | | 10 | | | 10 |
| UMHC/SYLVESTER AT KENDALL | | 1 | 9 | 90% | 10 |
| HUNTINGTON STATION URGENT CARE | | 9 | 1 | 10% | 10 |
| OHIO STATE UNIVERSITY MEDICAL CENTER | | | 10 | 100% | 10 |
| JFK MEDICAL CENTER NORTH LAB | | 1 | 9 | 90% | 10 |
| GADSDEN REGIONAL MEDICAL CENTER | | 10 | | | 10 |
| MEDEXPRESS URGENT CARE LEWISBURG | | 10 | | | 10 |
| APPALACHIAN REGIONAL HEALTHCARE SYSTEM | | 10 | | | 10 |
| PANCARE HEALTH - VERNON ELEMENTARY | | | 10 | 100% | 10 |
| ARNOT OGDEN MEDICAL CENTER LABORATORY | | 10 | | | 10 |
| GRAND VILLA OF DELAND | | 9 | 1 | 10% | 10 |
| EMERALD COAST HOSPICE - CRESTVIEW | | 10 | | | 10 |
| AMBRY GENETICS CORPORATION | | 10 | | | 10 |
| REDMED CLINIC OF ARLINGTON | | 9 | 1 | 10% | 10 |
| BEAUMONT LABORATORY | | | 10 | 100% | 10 |
| PINELLAS COUNTY HEALTH DEPARTMENT | | 2 | 8 | 80% | 10 |
| GRACE MEDICAL HOME | | 8 | 2 | 20% | 10 |
| COVANCE CENTRAL LABORATORY | | | 10 | 100% | 10 |
| CAREATC | | | 10 | 100% | 10 |
| PBC PREMIER FAMILY HEALTH | | | 10 | 100% | 10 |

COVID-19: testing by laboratory

Data through Dec 20, 2020 verified as of Dec 21, 2020 at 09:25 AM

Data in this report are provisional and subject to change.

The numbers in the table below represent the number of Florida and non-Florida residents for whom test results were received by the Department of Health. A person can be tested by more than one laboratory and can have both positive and negative results. **Therefore, the sum of the numbers in each column will be larger than the total number of people tested.**

| Reporting lab | Inconclusive | Negative | Positive | Percent positive | Total |
|--|--------------|----------|----------|------------------|-------|
| COLLEGE POINT URGENT CARE | | 9 | 1 | 10% | 10 |
| GLEN OAKS URGENT CARE | | 10 | | | 10 |
| WEST COAST FAMILY MEDICAL CARE | | 6 | 4 | 40% | 10 |
| NAPHCARE, INC. | | | 10 | 100% | 10 |
| NORTH OKALOOSA PHYSICIAN GROUP | | 10 | | | 10 |
| COMMUNITY HEALTH CENTER | | 2 | 8 | 80% | 10 |
| BLOUNT MEMORIAL HOSPITAL | | 9 | 1 | 10% | 10 |
| LAKE BALDWIN CBOC | | 9 | 1 | 10% | 10 |
| Signature healthcare of Jacksonville | | 8 | 2 | 20% | 10 |
| FLORIDA ATLANTIC UNIVERSITY | | 8 | 2 | 20% | 10 |
| AVANTE ST CLOUD | | 7 | 3 | 30% | 10 |
| ROCKLEDGE | | 1 | 9 | 90% | 10 |
| MHHS All Lab Subsection | | 10 | | | 10 |
| WATSON HEALTHCARE | | 7 | 3 | 30% | 10 |
| PANCARE HEALTH - JACKSON COUNTY | | 6 | 4 | 40% | 10 |
| PHELPS HOSPITAL LABORATORY | | 10 | | | 10 |
| BROOKDALE PANAMA CITY | | 9 | 1 | 10% | 10 |
| LUCID DIAGNOSTICS LABS | | | 10 | 100% | 10 |
| TURNING POINT OF TAMPA | | 9 | 1 | 10% | 10 |
| MERCY MEDICAL CENTER | | 4 | 6 | 60% | 10 |
| NEW JERSEY DEPARTMENT OF HEALTH COMMUNICABLE DISEASE SERVICE | | 3 | 7 | 70% | 10 |
| TENNESSEE DEPARTMENT OF HEALTH (TDH) - CENTRAL LABORATORY | | 2 | 8 | 80% | 10 |
| MEDICAL LABORATORY DIAGNOSTICS | | | 10 | 100% | 10 |
| Hialeah Nursing And Rehabilitation Center | | 6 | 4 | 40% | 10 |
| HIALEAH HOSPITAL RESPIRATORY DEPT | | | 10 | 100% | 10 |
| GENESIS | | 7 | 3 | 30% | 10 |
| Z UROLOGY | | 10 | | | 10 |
| CBC LAB | | 3 | 7 | 70% | 10 |
| MEDEX REGIONAL LABORATORIES LLC | | 1 | 9 | 90% | 10 |
| BUREAU OF PUBLIC HEALTH | | 1 | 9 | 90% | 10 |
| BELLEVUE HOSPITAL CENTER DEPARTMENT | | 10 | | | 10 |
| INTERMOUNTAIN CENTRAL LAB | | 1 | 9 | 90% | 10 |
| MAGNOLIA PEDIATRICS | | 2 | 8 | 80% | 10 |
| OCALA OAKS REHABILITATION CENTER | | 7 | 3 | 30% | 10 |
| GROWING TOGETHER PEDIATRICS, LLC | | 8 | 2 | 20% | 10 |
| SOUTHEASTERN LABORATORY | | | 10 | 100% | 10 |
| BAPTIST MEMORIAL HEALTH CARE | | 9 | 1 | 10% | 10 |
| MINUTECLINIC, LLC, DBA MINUTECLINIC #2544 | | 9 | 1 | 10% | 10 |
| BOND CLINIC DR ELDEEB | | 1 | 9 | 90% | 10 |
| ADDINGTON PLACE AT WELLINGTON GREEN | | 10 | | | 10 |
| EMERALD COAST PEDIATRICS | | | 10 | 100% | 10 |
| PROFESSIONAL PARK PEDIATRICS PA | | | 10 | 100% | 10 |
| CREATIVE TESTING SOLUTIONS | | 3 | 7 | 70% | 10 |
| BROWARD HEALTH CARE | | | 10 | 100% | 10 |
| MINUTECLINIC DIAGNOSTIC OF RHODE ISLAND, LLC #590 | | 10 | | | 10 |
| ROSLYN URGENT CARE | | 10 | | | 10 |
| ARDEN COURTS OF FORT MYERS | | 10 | | | 10 |

COVID-19: testing by laboratory

Data through Dec 20, 2020 verified as of Dec 21, 2020 at 09:25 AM

Data in this report are provisional and subject to change.

The numbers in the table below represent the number of Florida and non-Florida residents for whom test results were received by the Department of Health. A person can be tested by more than one laboratory and can have both positive and negative results. **Therefore, the sum of the numbers in each column will be larger than the total number of people tested.**

| Reporting lab | Inconclusive | Negative | Positive | Percent positive | Total |
|--|--------------|----------|----------|------------------|-------|
| LAKE NONA MEDICAL SERVICES | | 3 | 7 | 70% | 10 |
| OKEECHOBEE COUNTY HEALTH DEPT | 1 | 6 | 3 | 30% | 10 |
| MINUTECLINIC DIAGNOSTIC OF NORTH CAROL | | 7 | 3 | 30% | 10 |
| VETERNANS ADMINISTRATION | | | 10 | 100% | 10 |
| HCR MANORCARE | | 10 | | | 10 |
| PANCARE HEALTH - WEWA ELEMENTARY | | | 10 | 100% | 10 |
| VASCONCELLO COHEN MD PA | | 9 | 1 | 10% | 10 |
| MINUTECLINIC LLC #8927 | | 6 | 3 | 33% | 9 |
| RAINBOW PEDIATRICS | | | 9 | 100% | 9 |
| NORTHBROOK CENTER FOR☐ | | 8 | 1 | 11% | 9 |
| SOUTHEASTERN OUTPATIENT SURGERY CENTER | | 9 | | | 9 |
| TOWERS HOME CARE☐ | | 9 | | | 9 |
| CAREHERE- LCS LEESBURG | | | 9 | 100% | 9 |
| LIFE CARE CENTER OF PORT ST. LUCIE | | 6 | 3 | 33% | 9 |
| ANY LAB TEST NOW INC | | | 9 | 100% | 9 |
| PEDIATRIC HEALTH CARE ALLIANCE | | | 9 | 100% | 9 |
| PRIMECARE AT TWIN LAKES | | | 9 | 100% | 9 |
| SAN JOSE SENIOR CARE LLC | | 6 | 3 | 33% | 9 |
| ILLINOIS DEPT OF PUBLIC HEALTH LAB - SPRINGFIELD | | | 9 | 100% | 9 |
| MINUTECLINIC DIAGNOSTIC OF PENNSYLVANI | | 9 | | | 9 |
| WELLMED AT SOUTH PARSONS | | 8 | 1 | 11% | 9 |
| BROOKDALE CANOPY OAKS | | | 9 | 100% | 9 |
| UNION CHD | | 8 | 1 | 11% | 9 |
| Jupiter Medical Center Pavilion | | 8 | 1 | 11% | 9 |
| MOUNT DORA PEDIATRICS | | 8 | 1 | 11% | 9 |
| LAKE NONA MEDICAL SERVICE LLC | | 9 | | | 9 |
| VILLAGE PLACE HEALTH AND REHAB | | 9 | | | 9 |
| MID-FLORIDA PATHOLOGY, LLC | | 9 | | | 9 |
| FAMILY CARE | | | 9 | 100% | 9 |
| TMH PHYSICIAN PARTNERS - MONTICELLO | | 8 | 1 | 11% | 9 |
| CVS MINUTE CLINIC DIAGNOSTIC OF TEXAS LLC | | 6 | 3 | 33% | 9 |
| VALLEY IMMEDIATE CARE | | 8 | 1 | 11% | 9 |
| ADVENTHEALTH MEDICAL GROUP FAMILY MEDICINE | | 9 | | | 9 |
| PRECISION GENETICS | | | 9 | 100% | 9 |
| MOLECULAR PATHOLOGY LABORATORY | | | 9 | 100% | 9 |
| OCOEE PEDIATRICS | | 8 | 1 | 11% | 9 |
| AUBURN COMMUNITY HOSPITAL | | 8 | 1 | 11% | 9 |
| BRIDGEWAY HEALTH CLINICS INC | | | 9 | 100% | 9 |
| FLORIDA PEDIATRIC GROUP PA | | 8 | 1 | 11% | 9 |
| NEMOURS CHILDREN'S PRIMARY CARE VERO BEACH | | | 9 | 100% | 9 |
| MARKET STREET VIERA | | 9 | | | 9 |
| CYPRESS POINT LIVING, LLC | | 7 | 2 | 22% | 9 |
| BAYA URGENT CARE LLC | | 1 | 8 | 89% | 9 |
| CHEMISYS LABORATORIES | | 1 | 8 | 89% | 9 |
| FIRST CHOICE PEDIATRICS WINTER SPRINGS | | 9 | | | 9 |
| BAYONET POINT HOSPITAL | | | 9 | 100% | 9 |
| PARROTT MEDICAL CLINIC | | | 9 | 100% | 9 |

COVID-19: testing by laboratory

Data through Dec 20, 2020 verified as of Dec 21, 2020 at 09:25 AM

Data in this report are provisional and subject to change.

The numbers in the table below represent the number of Florida and non-Florida residents for whom test results were received by the Department of Health. A person can be tested by more than one laboratory and can have both positive and negative results. **Therefore, the sum of the numbers in each column will be larger than the total number of people tested.**

| Reporting lab | Inconclusive | Negative | Positive | Percent positive | Total |
|--|--------------|----------|----------|------------------|-------|
| LPG PEDIATRICS AT PAGE FIELD | | 9 | | | 9 |
| GCPM MANUAL MICROBIOLOGY | | 1 | 8 | 89% | 9 |
| ADVENTHEALTH MEDICAL GROUP CARE CLINIC AT | | 7 | 2 | 22% | 9 |
| HAWKINS FAMILY MEDICINE LLC | | 8 | 1 | 11% | 9 |
| Salerno Bay Health & Rehabilitation Center | | 8 | 1 | 11% | 9 |
| SAMARITAN MEDICAL CENTER | | 9 | | | 9 |
| PLYMOUTH HARBOR INCORPORATED | | 9 | | | 9 |
| NORTHSHORE UNIVERSITY HEALTHSYSTEM EVANSTON HOSPITAL LAB | | | 9 | 100% | 9 |
| COASTAL SKIN SURGERY AND DERMATOLOGY | | 6 | 3 | 33% | 9 |
| BOCA RATON REGIONAL HOSPITAL LAB | | | 9 | 100% | 9 |
| MIDMICHIGAN MEDICAL CENTER | | | 9 | 100% | 9 |
| UNAVAILABLE/UNKNOWN/NO INFORMATION FOUND | | | 9 | 100% | 9 |
| UNIVERSITY HOSPITAL UC HEALTH | | 6 | 3 | 33% | 9 |
| SOUTHCOR LABORATORY | | 2 | 7 | 78% | 9 |
| FAMILY MEDICINE AT HUNTERS CREEK | | 9 | | | 9 |
| FLUSHING HOSPITAL MEDICAL CENTER | | 7 | 2 | 22% | 9 |
| CARENOW URGENT CARE-MT JULIET | | 8 | 1 | 11% | 9 |
| SOUTH NASSAU COMMUNITIES HOSPITAL | | 7 | 2 | 22% | 9 |
| CHILDREN'S HEALTH CENTER INC. | | 7 | 2 | 22% | 9 |
| NORTHWEST FLORIDA SLEEP | | | 9 | 100% | 9 |
| RICHMOND UNIVERSITY MEDICAL CENTER | | 7 | 2 | 22% | 9 |
| RIVERSIDE MEDICAL GROUP | | 8 | 1 | 11% | 9 |
| PATEL MEDICAL VENTURES | | 8 | 1 | 11% | 9 |
| OMNI | | | 9 | 100% | 9 |
| BARTON FAMILY PRACTICE | | 5 | 4 | 44% | 9 |
| Maury Regional Hospital | | 6 | 3 | 33% | 9 |
| RAINBOW PEDIATRIC CENTER | | 2 | 7 | 78% | 9 |
| ALCOVE ASSISTED LIVING FACILITY | | 8 | | | 8 |
| ATLANTIC CONSOLIDATED LABORATORY | | 8 | | | 8 |
| CARROLL GARDENS URGENT CARE | | 8 | | | 8 |
| MEDEXPRESS URGENT CARE PARKERSBURG | | 7 | 1 | 13% | 8 |
| INTERNAL MEDICINE ASSOCIATES OF JACKSON HOSPITAL | | | 8 | 100% | 8 |
| ASSISTED LIVING OF BROWARD | | 8 | | | 8 |
| SYLVESTER AT PLANTATION LABORATORY | | 7 | 1 | 13% | 8 |
| HEALTHMARK REGIONAL HOSPITAL LAB | | 4 | 4 | 50% | 8 |
| CARENOW URGENT CARE-BRENTWOOD | | 6 | 2 | 25% | 8 |
| ORMOND BEACH CENTRA CARE | | | 8 | 100% | 8 |
| TEXAS DEPARTMENT OF STATE HEALTH SERVICES | | 2 | 6 | 75% | 8 |
| BENDERSON FAMILY SKILLED NURSING AND | | 8 | | | 8 |
| STATEN ISLAND UNIVERSITY HOSPITAL SEGUINE AVE | | 8 | | | 8 |
| LIFE CARE CITRUS COUNTY | | | 8 | 100% | 8 |
| MEDEXPRESS URGENT CARE - SEMINOLE SQUA | | 7 | 1 | 13% | 8 |
| CHILDRENS MEDICAL CENTER | | | 8 | 100% | 8 |
| MID-HUDSON VALLEY DIVISION OF WESTCHESTER MEDICAL | | 8 | | | 8 |
| FLORIDA ENDOSCOPY & SURGERY CTR LLC | | 8 | | | 8 |
| CVS MINUTE CLINIC, LLC | | 6 | 2 | 25% | 8 |
| HOLY NAME MEDICAL CENTER | 1 | 6 | 1 | 13% | 8 |

COVID-19: testing by laboratory

Data through Dec 20, 2020 verified as of Dec 21, 2020 at 09:25 AM

Data in this report are provisional and subject to change.

The numbers in the table below represent the number of Florida and non-Florida residents for whom test results were received by the Department of Health. A person can be tested by more than one laboratory and can have both positive and negative results. **Therefore, the sum of the numbers in each column will be larger than the total number of people tested.**

| Reporting lab | Inconclusive | Negative | Positive | Percent positive | Total |
|--|--------------|----------|----------|------------------|-------|
| BIOTECH CLINICAL LABORATORIES, INC. | | 1 | 7 | 88% | 8 |
| ALTAMONTE MD | | | 8 | 100% | 8 |
| EXECUTIVE MEDICAL SERVICES | | 8 | | | 8 |
| NIGHT OWL PEDIATRICS URGENT CARE | | | 8 | 100% | 8 |
| DOCTOR'S IN HOUSE LAB | | | 8 | 100% | 8 |
| LAKEVIEW HEALTH CARE SYSTEMS | | 4 | 4 | 50% | 8 |
| ROBERT WOOD JOHNSON HOSPITAL | | 7 | 1 | 13% | 8 |
| NATURE COAST REGIONAL MEDICAL CENTER | | | 8 | 100% | 8 |
| BROOKDALE BRANDON | | 8 | | | 8 |
| GENEUS DIAGNOSTICS | | | 8 | 100% | 8 |
| GENE STREET LABORATORIES, LLC | | 6 | 2 | 25% | 8 |
| CVS MINUTE CLINIC DIAGNOSTIC OF NORTH CAROL | | 8 | | | 8 |
| FAMILY HEALTH CENTER | | | 8 | 100% | 8 |
| COMMUNITY MEDICAL CARE CENTER INC | | | 8 | 100% | 8 |
| ADVANCED DIAGNOSTIC LABORATORY | | 1 | 7 | 88% | 8 |
| PRIMARY CARE MEDICINE | | 7 | 1 | 13% | 8 |
| TRINITY MEDICAL ASSOCIATES LLC | | | 8 | 100% | 8 |
| OHIO CVS STORES, LLC DBA | | 8 | | | 8 |
| HUNTINGTON VILLAGE URGENT CARE | | 8 | | | 8 |
| FHCP-ORANGE CITY | | | 8 | 100% | 8 |
| HORIZON MEDICAL GROUP | | 7 | 1 | 13% | 8 |
| BEAUMONT EMERGENCY CENTER | | | 8 | 100% | 8 |
| FAMILY PRACTICE ON THE GO | | 6 | 2 | 25% | 8 |
| AVENTURA HOSPITAL AND MEDICAL CENTER | | | 8 | 100% | 8 |
| CARENOW URGENT CARE - EAST NASHVILLE | | 7 | 1 | 13% | 8 |
| The Ponce Therapy Care Center | | 8 | | | 8 |
| METHODIST MEDICAL CENTER | | 6 | 2 | 25% | 8 |
| REGENCY OAKS HEALTH CENTER | | 8 | | | 8 |
| ST. JOSEPH HOSPITAL AND HEALTH CARE INC. | | | 8 | 100% | 8 |
| FOUNTAINVIEW BY FIVE STAR QUALITY CARE | | 7 | 1 | 13% | 8 |
| COLLIER COUNTY HEALTH DEPT. | | 4 | 4 | 50% | 8 |
| BLOCK NATION CHASE | | 4 | 4 | 50% | 8 |
| MOSOLF PEDIATRICS | | | 8 | 100% | 8 |
| MINUTECLINIC, LLC #5817 | | 6 | 2 | 25% | 8 |
| HOLIDAY MEDICAL ASSOCIATES | | 1 | 7 | 88% | 8 |
| CVS PHARMACY NO 274 | | 8 | | | 8 |
| THE WOLFF CENTER FOR CHILD & ADOLESCENT HEALTH | | | 8 | 100% | 8 |
| SOS MOBILE MEDICAL CARE LLC | | 8 | | | 8 |
| GENTIVA HEALTH SERVICES CERTIFIED INC | | 8 | | | 8 |
| MICHIGAN DEPARTMENT OF COMMUNITY HEALTH | | 1 | 7 | 88% | 8 |
| MD BEAUTY LABS, PA | | 8 | | | 8 |
| HARBORCHASE OF DR PHILLIPS | | 7 | 1 | 13% | 8 |
| SAMARITAN HOSPITAL LABORATORY | | 7 | 1 | 13% | 8 |
| X-GENE MOLECULAR LABS | | 1 | 7 | 88% | 8 |
| JOHNS HOPKINS MEDICAL LABORATORIES | | 1 | 7 | 88% | 8 |
| CIAN DIAGNOSTICS | | | 8 | 100% | 8 |
| ALLINA HEALTH - ABBOTT NORTHWESTERN HOSPITAL | | 5 | 3 | 38% | 8 |

COVID-19: testing by laboratory

Data through Dec 20, 2020 verified as of Dec 21, 2020 at 09:25 AM

Data in this report are provisional and subject to change.

The numbers in the table below represent the number of Florida and non-Florida residents for whom test results were received by the Department of Health. A person can be tested by more than one laboratory and can have both positive and negative results. **Therefore, the sum of the numbers in each column will be larger than the total number of people tested.**

| Reporting lab | Inconclusive | Negative | Positive | Percent positive | Total |
|--|--------------|----------|----------|------------------|-------|
| GOLISANO CHILDREN'S HOSPITAL OF SOUTHWEST FLORIDA | | 6 | 2 | 25% | 8 |
| MINUTE CLINIC DIAGNOSTIC OF VIRGINIA | | 5 | 3 | 38% | 8 |
| MINUTECLINIC DIAGNOSTIC OF NORTH CAROLINA PC | | 8 | | | 8 |
| Wesley Place on Honeysuckle | | 8 | | | 8 |
| WHITE SANDS OUTPATIENT SERVICES (WSOP SERVICES LLC | | 8 | | | 8 |
| BAPTIST HEALTH | | | 8 | 100% | 8 |
| ADVENT HEALTH - FOUR CORNERS ER | | 8 | | | 8 |
| DOCTOR'S IN-HOUSE LAB/COMMUNITY HEALTH CENTERS OF PINELLAS – CLEARWATE | | | 8 | 100% | 8 |
| VETERAN AFFAIRS MEDICAL CENTER - JAMES J PETERS | | 6 | 2 | 25% | 8 |
| WESTCHESTER GENERAL HOSPITAL BLOOD GAS LAB | | | 8 | 100% | 8 |
| BAPTIST OUTPATIENT | | | 8 | 100% | 8 |
| WACO HHSSURGEWACO | 1 | 6 | 1 | 13% | 8 |
| BARTON PARKER OD PC | | 8 | | | 8 |
| ROBERT H JENKINS JR VETERANS' DOMICILIARY HOME OF | | 7 | 1 | 13% | 8 |
| MINUTECLINIC MINUTECLINIC #8746 | | 8 | | | 8 |
| ONEIDA HEALTHCARE CENTER | | 8 | | | 8 |
| JX REF LAB | | | 8 | 100% | 8 |
| ALACHUA COUNTY HEALTH DEPARTMENT | | 1 | 7 | 88% | 8 |
| UNIVERSITY MEDICAL CENTER | | 8 | | | 8 |
| LAKELAND HILLS CENTER | | 4 | 4 | 50% | 8 |
| ADVENTHEALTH MEDICAL GROUP | | 8 | | | 8 |
| MD NOW MEDICAL CENTERS INC | | | 8 | 100% | 8 |
| SURGOINSVILLE PHARMACY | | 7 | | | 7 |
| CENTRAL FLORIDA PEDIATRIC URGENT CARE LLC | | 6 | 1 | 14% | 7 |
| SCHOOL OF PHARMACY AND PHARMACEUTICAL | | 7 | | | 7 |
| COASTAL FAMILY PRACTICE | | 4 | 3 | 43% | 7 |
| NORTON HEALTHCARE | | | 7 | 100% | 7 |
| MEDEXPRESS URGENT CARE - PANTOPS | | 6 | 1 | 14% | 7 |
| HEARTLAND PEDIATRICS OF LAKE PLACID | | | 7 | 100% | 7 |
| MEDLABS DIAGNOSTICS | | 7 | | | 7 |
| FLORIDA HOSPITAL KISSIMMEE | | 4 | 3 | 43% | 7 |
| ECLRS | | 2 | 5 | 71% | 7 |
| LYNMOORE,THE | | 7 | | | 7 |
| INN AT ASTON GARDENS AT PELICAN POINTE,THE | | 7 | | | 7 |
| DEPARTMENT OF HEALTH- CITRUS COUNTY | | | 7 | 100% | 7 |
| EAR NOSE AND THROAT ASSOCIATES OF MANATEE, P.A. | | 7 | | | 7 |
| CARENOW URGENT CARE-MADISON | | 7 | | | 7 |
| JUPITER MEDICAL CENTER | | | 7 | 100% | 7 |
| DOCTORS CLINICAL LABORATORY, INC | | 5 | 2 | 29% | 7 |
| SOUTH COM HEALTH CLINIC, DEPT. OF THE ARMY | | 7 | | | 7 |
| MEDEXPRESS URGENT CARE - TIMBERLAKE | | 7 | | | 7 |
| ST JUDE LABORATORIES | | 5 | 2 | 29% | 7 |
| Consulate Health Care of Brandon | | 7 | | | 7 |
| CVS PHARMACY #8800 | | 5 | 2 | 29% | 7 |
| MEDEXPRESS URGENT CARE, MOON TOWNSHIP | | 7 | | | 7 |
| MAINSTREET FAMILY CARE | | | 7 | 100% | 7 |
| DOH-TAMPA BRANCH LABORATORY (MLK BLVD) | | 3 | 4 | 57% | 7 |

COVID-19: testing by laboratory

Data through Dec 20, 2020 verified as of Dec 21, 2020 at 09:25 AM

Data in this report are provisional and subject to change.

The numbers in the table below represent the number of Florida and non-Florida residents for whom test results were received by the Department of Health. A person can be tested by more than one laboratory and can have both positive and negative results. **Therefore, the sum of the numbers in each column will be larger than the total number of people tested.**

| Reporting lab | Inconclusive | Negative | Positive | Percent positive | Total |
|--|--------------|----------|----------|------------------|-------|
| GULF COAST MEDICAL GROUP | | 2 | 5 | 71% | 7 |
| Ocoee Health Care Center | | 7 | | | 7 |
| FLORIDA DIGESTIVE AND LIVER SPECIALIST | | 7 | | | 7 |
| SIGMUND LABS LLC | | 7 | | | 7 |
| METROPOLITAN HOSPITAL CENTER | | 6 | 1 | 14% | 7 |
| PBC FOUND CARE INC | | | 7 | 100% | 7 |
| 49D2045214PHYSICIAN OFFICE WAIVER MEDEXPRESS URGENT CARE - HARRISONBU | | 3 | 4 | 57% | 7 |
| ORLANDO HEALTH PHYSICIAN ASSOCIATES | | 4 | 3 | 43% | 7 |
| LEE COUNTY HEALTH DEPARTMENT | | 4 | 3 | 43% | 7 |
| DIAGNOSTIC CLINIC | | 6 | 1 | 14% | 7 |
| SARASOTA - ROBERT L TAYLOR COMMUNITY CENTER | | 1 | 6 | 86% | 7 |
| MICHELLE S PAGE MD PA | | 7 | | | 7 |
| NOVARI CARE LLC | | 3 | 4 | 57% | 7 |
| GULFSIDE HOSPICE INC | | 4 | 3 | 43% | 7 |
| HEALTHWORKS MED GROUP OF FLORIDA PA | | 2 | 5 | 71% | 7 |
| GENTRY PARK ORLANDO ASSISTED LIVING | | 6 | 1 | 14% | 7 |
| UNIVERSITY OF WASHINGTON MEDICAL CENTER | | | 7 | 100% | 7 |
| BAYLOR GENETICS | | 5 | 2 | 29% | 7 |
| RIVER OAKS TREATMENT CENTER | | | 7 | 100% | 7 |
| WELLMED AT PORT ST LUCIE WEST | | 6 | 1 | 14% | 7 |
| BRADENTON PHYSICIANS MEDICAL CENTER | | | 7 | 100% | 7 |
| URGENT CARE CENTER AT PINNACLE | | 4 | 3 | 43% | 7 |
| DOCTOR'S IN-HOUSE LAB/COMMUNITY HEALTH CENTERS OF PINELLAS –PINELLAS P | | | 7 | 100% | 7 |
| VETERANS AFFAIRS MEDICAL CENTER - OUTPATIENT | | | 7 | 100% | 7 |
| MEYER PEDIATRICS CHTD | | 7 | | | 7 |
| MISSOURI DEPARTMENT OF HEALTH AND SENIOR SERVICES | | | 7 | 100% | 7 |
| THE VILLAGES HEALTH | | 5 | 2 | 29% | 7 |
| EMERGENCY MEDICAL CENTER | | 2 | 5 | 71% | 7 |
| BAPTIST PEDIATRICS | | 6 | 1 | 14% | 7 |
| DIEGO FALLON MD PA | | 5 | 2 | 29% | 7 |
| ALLEGRO - TAMPA | 1 | 4 | 2 | 29% | 7 |
| Sunset Lake Health and Rehabilitation Center | | 7 | | | 7 |
| HEALTH CARE LABORATORY SERVICES | | 1 | 6 | 86% | 7 |
| HOLY GARDEN ALF, INC. | | 7 | | | 7 |
| AVON PARK PEDIATRICS | | | 7 | 100% | 7 |
| DORAL URGENT CARE | | | 7 | 100% | 7 |
| ALBIBI | | 1 | 6 | 86% | 7 |
| OCEANSIDE URGENT CARE | | 7 | | | 7 |
| ISLAND LAKE CENTER | | 3 | 4 | 57% | 7 |
| LAKES DIALYSIS CENTER INC | | | 7 | 100% | 7 |
| PERSONAL PEDIATRICS PA | | 5 | 2 | 29% | 7 |
| CENTER ONE SURGERY CENTER | | 6 | 1 | 14% | 7 |
| LEPE'S HOUSE | | | 7 | 100% | 7 |
| ARCHBOLD MEMORIAL HOSPITAL/LAB | | 3 | 4 | 57% | 7 |
| TRUE HEALTH DIAGNOSTICS | | 1 | 6 | 86% | 7 |
| FLORIDA CENTER FOR DERMATOLOGY LABORATORY | | | 7 | 100% | 7 |
| MONTEFIORE NYACK HOSPITAL AFFILIATED LABORATORY | | 7 | | | 7 |

COVID-19: testing by laboratory

Data through Dec 20, 2020 verified as of Dec 21, 2020 at 09:25 AM

Data in this report are provisional and subject to change.

The numbers in the table below represent the number of Florida and non-Florida residents for whom test results were received by the Department of Health. A person can be tested by more than one laboratory and can have both positive and negative results. **Therefore, the sum of the numbers in each column will be larger than the total number of people tested.**

| Reporting lab | Inconclusive | Negative | Positive | Percent positive | Total |
|---|--------------|----------|----------|------------------|-------|
| LAKEVIEW HEALTH SYSTEMS | | | 7 | 100% | 7 |
| NORTHWEST FLORIDA ENT, PA | | 3 | 4 | 57% | 7 |
| MEDEXPRESS URGENT CARE - BENTON HARBOR | | 7 | | | 7 |
| QUE | | 4 | 3 | 43% | 7 |
| HEALTH NETWORK LABORATORIES | | 6 | 1 | 14% | 7 |
| PEDIATRICS OF CENTRAL FLORIDA | | 5 | 2 | 29% | 7 |
| NOVANT HEALTH INPATIENT CARE | | 2 | 5 | 71% | 7 |
| LAB UNKNOWN | | 6 | 1 | 14% | 7 |
| ALACHUA | | | 7 | 100% | 7 |
| ORANGE PARK PEDIATRIC ASSOCIATES | | 1 | 6 | 86% | 7 |
| THE MARY IMOGENE BASSETT HOSPITAL | | 7 | | | 7 |
| CALHOUN COUNTY HEALTH DEPT | | 2 | 5 | 71% | 7 |
| FLORIDA HOSPITAL WINTER PARK | | 6 | 1 | 14% | 7 |
| PASSPORT HEALTH | | | 7 | 100% | 7 |
| SUNSHINE ASSISTED LIVING | | 7 | | | 7 |
| FLORIDA CLINICAL LAB | | | 7 | 100% | 7 |
| VIRTUA VOORHEES HOSPITAL | | 5 | 2 | 29% | 7 |
| TRUE HEALTH | | 5 | 2 | 29% | 7 |
| WYOMING COUNTY COMMUNITY HOSPITAL LABORATORY | | 7 | | | 7 |
| Rosewood Healthcare and Rehabilitation Center | | 5 | 2 | 29% | 7 |
| FIRST COAST CARDIOVASCULAR INSTITUTE PA | | | 6 | 100% | 6 |
| AVOW HOSPICE INC | | 6 | | | 6 |
| THE VILLAGES REGIONAL HOSPITAL FREESTANDING | | 3 | 3 | 50% | 6 |
| BETH ISRAEL DEACONESS MEDICAL CENTER | | | 6 | 100% | 6 |
| IRL MARKET LAB | | | 6 | 100% | 6 |
| FLORIDA MEDICAL SPECIALISTS | | 2 | 4 | 67% | 6 |
| SONORA QUEST LABORATORIES | | | 6 | 100% | 6 |
| MID FLORIDA PATHOLOGY LLC | | 5 | 1 | 17% | 6 |
| FLORIDA HOSPITAL APOPKA | | 5 | 1 | 17% | 6 |
| CRESTVIEW URGENT CARE | | | 6 | 100% | 6 |
| Thermopolis Rehabilitation Wellness | | 6 | | | 6 |
| PENINSULA CARE AND REHABILITATION CENTER | | | 6 | 100% | 6 |
| DOH JACKSONVILLE CENTRAL LABORATORY | | 3 | 3 | 50% | 6 |
| CVS MINUTE CLINIC DIAGNOSTIC OF TEXAS, LLC | | 6 | | | 6 |
| BAY STREET PHARMACY | | 6 | | | 6 |
| GENETIC TECHNOLOGICAL INNOVATIONS | | | 6 | 100% | 6 |
| RIVERVIEW REGIONAL MEDICAL CENTER | | 6 | | | 6 |
| ISLAND COAST PEDIATRICS IN-HOUSE LAB | | 6 | | | 6 |
| UNILAB | | 2 | 4 | 67% | 6 |
| SOUTH CAROLINA DEPARTMENT OF HEALTH | | | 6 | 100% | 6 |
| PENN MEDICINE PRINCETON MEDICAL CENTER | | 6 | | | 6 |
| NOT INDICATED | | 1 | 5 | 83% | 6 |
| LUMADOC HEALTH | | 4 | 2 | 33% | 6 |
| MINUTECLINIC LLC #5187 | | 4 | 2 | 33% | 6 |
| MINUTECLINIC DIAGNOSTIC OF HAWAII LLC | | 6 | | | 6 |
| ENIGMA DIAGNOSTIC, INC. | | | 6 | 100% | 6 |
| JACKSON CLINIC PA,THE | | 3 | 3 | 50% | 6 |

COVID-19: testing by laboratory

Data through Dec 20, 2020 verified as of Dec 21, 2020 at 09:25 AM

Data in this report are provisional and subject to change.

The numbers in the table below represent the number of Florida and non-Florida residents for whom test results were received by the Department of Health. A person can be tested by more than one laboratory and can have both positive and negative results. **Therefore, the sum of the numbers in each column will be larger than the total number of people tested.**

| Reporting lab | Inconclusive | Negative | Positive | Percent positive | Total |
|---|--------------|----------|----------|------------------|-------|
| SONATA BOYNTON BEACH | | 5 | 1 | 17% | 6 |
| BEACON AT GULF BREEZE, THE | | 6 | | | 6 |
| MERCY HEALTH—MUSKEGON | | 5 | 1 | 17% | 6 |
| COMMONWEALTH OF MASSACHUSETTS | | | 6 | 100% | 6 |
| CAPITAL HEALTH PLAN LABORATORIES | | | 6 | 100% | 6 |
| CAPE CORAL URGENT CARE | | 3 | 3 | 50% | 6 |
| BROOKDALE MANDARIN CENTRAL | | | 6 | 100% | 6 |
| TAMIAMI LAB MILLENIUM | | | 6 | 100% | 6 |
| NEW YORK PRESBYTERIAN - LOWER MANHATTAN | | 6 | | | 6 |
| MONTEFIORE MEDICAL CENTER LABORATORIES - WEILER | | 4 | 2 | 33% | 6 |
| PATHGROUP LABS, LLC | | 4 | 2 | 33% | 6 |
| VERMONT DEPARTMENT OF HEALTH | | 1 | 5 | 83% | 6 |
| MERCY COLLEGE HEALTH OFFICE | | 6 | | | 6 |
| KINDRED HOSPITAL CENTRAL TAMPA BLOOD GAS | | 6 | | | 6 |
| ARLINGTON OF NAPLES | | 6 | | | 6 |
| CHILDREN'S HEALTHCARE OF ATLANTA/EGLESTON | | 6 | | | 6 |
| HEALTHPARK MEDICAL CENTER ABG LAB | | 5 | 1 | 17% | 6 |
| PUBLIC HEALTH LAB | | 6 | | | 6 |
| FORT HAMILTON URGENT CARE | | 6 | | | 6 |
| Manor Care of Dunedin | | 6 | | | 6 |
| PATHLINE | | | 6 | 100% | 6 |
| CVS MINUTE CLINIC DIAGNOSTIC OF TEXAS,LLC | | 4 | 2 | 33% | 6 |
| MINUTECLINIC DIAGNOSTIC OF OHIO LLC | | 5 | 1 | 17% | 6 |
| MC DIAGNOSTIC OF CONNECTICUT, PC #1960 | | 6 | | | 6 |
| ST LUKES ROOSEVELT LABORATORY | | 6 | | | 6 |
| FREEDOM SQUARE NURSING CENTER□ | | | 6 | 100% | 6 |
| CHILDREN'S HOSPITAL OF PHILADELPHIA | | 5 | 1 | 17% | 6 |
| BAYCARE MEDICAL GROUP INC | | | 6 | 100% | 6 |
| PROHEALTH MED | | 1 | 5 | 83% | 6 |
| MEDEXPRESS URGENT CARE - MAPLE DRIVE | | 6 | | | 6 |
| FLORIDA WOMAN CARE LABORATORY | | | 6 | 100% | 6 |
| PALMETTO HEALTH ALLIANCE | | 3 | 3 | 50% | 6 |
| BOCA VIPEDIATRICS | | | 6 | 100% | 6 |
| Northwell Lab | | 2 | 4 | 67% | 6 |
| JOSEF SCHENKER MD PC | | 6 | | | 6 |
| LAWTON CHILES HEALTH CENTER | | 1 | 5 | 83% | 6 |
| TEXAS MEDCLINIC | | | 6 | 100% | 6 |
| PBSO WEST PALM FAMILY PRACTICE | | 1 | 5 | 83% | 6 |
| MINUTECLINIC DIAGNOSTIC OF NORTH CAROLINA, PC | | 5 | 1 | 17% | 6 |
| AARK LABORATORY | | 6 | | | 6 |
| MONROE COUNTY HOSPITAL | | 4 | 2 | 33% | 6 |
| JERSEY SHORE MEDICAL CENTER | | 6 | | | 6 |
| ETHOS LABORATORIES | | 6 | | | 6 |
| CVS HEALTH, #3396 | | 6 | | | 6 |
| GRACE REHABILITATION CENTER OF VERO BEACH | | 4 | 2 | 33% | 6 |
| Lady Lake Specialty Care | | | 6 | 100% | 6 |
| CLEARWATER PEDIATRIC CARE | | 1 | 5 | 83% | 6 |

COVID-19: testing by laboratory

Data through Dec 20, 2020 verified as of Dec 21, 2020 at 09:25 AM

Data in this report are provisional and subject to change.

The numbers in the table below represent the number of Florida and non-Florida residents for whom test results were received by the Department of Health. A person can be tested by more than one laboratory and can have both positive and negative results. **Therefore, the sum of the numbers in each column will be larger than the total number of people tested.**

| Reporting lab | Inconclusive | Negative | Positive | Percent positive | Total |
|--|--------------|----------|----------|------------------|-------|
| MINIMALLY INVASIVE VASCULAR INC | | 6 | | | 6 |
| THOMAS JEFFERSON UNIVERSITY HOSPITAL | | 4 | 2 | 33% | 6 |
| MEDEXPRESS URGENT CARE - CHRISTIANBURG | | 6 | | | 6 |
| CAREWELL 301 - WARWICK | | | 6 | 100% | 6 |
| MINUTECLINIC, LLC, DBA MINUTECLINIC #5 | | 5 | 1 | 17% | 6 |
| LUXOR SCIENTIFIC LLC | | | 6 | 100% | 6 |
| BAYCARE ALLIANT HOSPITAL | | | 6 | 100% | 6 |
| WATAUGA MEDICAL CENTER | | 4 | 2 | 33% | 6 |
| MIAMI BEACH COMMUNITY HEALTH CENTER INC | | | 6 | 100% | 6 |
| KEYSTONE PLACE AT NAPLES PRESERVE | | 4 | 2 | 33% | 6 |
| WILDLIGHT LAB | | | 6 | 100% | 6 |
| WALTON PLACE | | 6 | | | 6 |
| CARENOW URGENT CARE-SOUTHLAKE | | | 6 | 100% | 6 |
| CAMPBELL URGENT CARE | | | 6 | 100% | 6 |
| ENT AND ALLERGY ASSOCIATES OF FLORIDA LLC | | 6 | | | 6 |
| IU HEALTH PATHOLOGY | | 1 | 5 | 83% | 6 |
| MEDEXPRESS URGENT CARE- MARYLAND | | 6 | | | 6 |
| ADVANCE URGENT CARE CENTER, LLC | | | 6 | 100% | 6 |
| DEBARY HEALTH AND REHABILITATION CENTER | | 6 | | | 6 |
| TIMBER CREEK PEDIATRICS | | 6 | | | 6 |
| LIFE'S SPECIAL MOMENTS INC | | 6 | | | 6 |
| THE CLINIC PREMISE HEALTH | | | 6 | 100% | 6 |
| SAINT PETER'S UNIVERSITY HOSPITAL | | 6 | | | 6 |
| ORMOND MEDICAL ARTS | | 3 | 2 | 40% | 5 |
| CHARLOTTE CHD PORT CHARLOTTE | | 4 | 1 | 20% | 5 |
| MEDEXPRESS URGENT CARE-ALTOONA | | 5 | | | 5 |
| ADVENTHEALTH MEDICAL GROUP FAMILY & INTERNAL | | 2 | 3 | 60% | 5 |
| MINUTECLINIC, LLC, DBA MINUTECLINIC #6106 | | 4 | 1 | 20% | 5 |
| BEACH HOUSE | | 5 | | | 5 |
| AEL KNOXVILLE | | | 5 | 100% | 5 |
| DAVITA DIALYSIS | | 4 | 1 | 20% | 5 |
| URGENT MEDICAL CENTER INC | | 2 | 3 | 60% | 5 |
| ST JOSEPH WOMENS HOSPITAL | | | 5 | 100% | 5 |
| CARE HERE | | 1 | 4 | 80% | 5 |
| ST JOHNS BIOMEDICAL LAB | | 5 | | | 5 |
| FINLAY | | 1 | 4 | 80% | 5 |
| VIBRANT AMERICA | | 3 | 2 | 40% | 5 |
| SOUTHEASTERN PEDIATRIC ASSOCIATES | | | 5 | 100% | 5 |
| ADIRONDACK MEDICAL CENTER | | 5 | | | 5 |
| JOSEF SCHENKER MD PC DBA CENTERS URGENT | | 4 | 1 | 20% | 5 |
| MAIMONIDES MEDICAL CENTER | | 4 | 1 | 20% | 5 |
| CENTREX CLINICAL LABS INC | | 5 | | | 5 |
| PEDIATRICS OF ALTAMONTE | | 5 | | | 5 |
| GRAND VILLA OF ALTAMONTE SPRINGS | | | 5 | 100% | 5 |
| NORTHPORT MEDICAL CENTER LAB | | 5 | | | 5 |
| WADSWORTH CENTER - DAVID AXELROD INSTITUTE | | 5 | | | 5 |
| EGL GENETICS DIAGNOSTICS | | | 5 | 100% | 5 |

COVID-19: testing by laboratory

Data through Dec 20, 2020 verified as of Dec 21, 2020 at 09:25 AM

Data in this report are provisional and subject to change.

The numbers in the table below represent the number of Florida and non-Florida residents for whom test results were received by the Department of Health. A person can be tested by more than one laboratory and can have both positive and negative results. **Therefore, the sum of the numbers in each column will be larger than the total number of people tested.**

| Reporting lab | Inconclusive | Negative | Positive | Percent positive | Total |
|--|--------------|----------|----------|------------------|-------|
| MANATEE PEDIATRICS | | | 5 | 100% | 5 |
| JACKSON COUNTY HEALTH DEPARTMENT | | | 5 | 100% | 5 |
| ST CHARLES HOSPITAL LABORATORY | | 5 | | | 5 |
| MEDEXPRESS URGENT CARE - MONROE | | 5 | | | 5 |
| BAPTIST HEALTH - TOWN CENTER | | | 5 | 100% | 5 |
| XRL SXF REF LAB | | 5 | | | 5 |
| WELLIGENT | | | 5 | 100% | 5 |
| MEDEXPRESS URGENT CARE-MUNCIE | | 5 | | | 5 |
| PANCARE HEALTH - MALONE CLINIC | | 5 | | | 5 |
| DESOTO HEALTH AND REHAB LLC | | 3 | 2 | 40% | 5 |
| NORTHERN DUTCHESS HOSPITAL LABORATORY | | 5 | | | 5 |
| INDIAN RIVER PRIMARY CARE PA | | 5 | | | 5 |
| PEDIATRIC URGENT HEALTH CARE | | | 5 | 100% | 5 |
| GENTIVA HEALTH SERVICES | | 5 | | | 5 |
| PARRISH HEALTH CENTER | | 5 | | | 5 |
| NORTH BEACH REHABILITATION CENTER | | 4 | 1 | 20% | 5 |
| MINUTECLINIC DIAGNOSTIC OF PA, LLC (1036) | | 4 | 1 | 20% | 5 |
| DALLAS COUNTY HEALTH AND HUMAN SERVICES | | | 5 | 100% | 5 |
| MEDEXPRESS URGENT CARE MONACA | | 5 | | | 5 |
| WAKEMED | | 1 | 4 | 80% | 5 |
| UT SOUTHWESTERN MEDICAL CENTER | | | 5 | 100% | 5 |
| FAMILY MEDICINE OF WESTON LLC | | | 5 | 100% | 5 |
| Army Residence Community | | 5 | | | 5 |
| DR PHILLIPS MEDICAL WELLNESS CENTER | | 5 | | | 5 |
| CURATIVE CARE CENTER INC | | 1 | 4 | 80% | 5 |
| MEDEXPRESS URGENT CARE - WILLIAMSPORT | | 4 | 1 | 20% | 5 |
| CORAL LANDING ASSISTED LIVING | | 5 | | | 5 |
| Florida Clinical Laboratory | | 1 | 4 | 80% | 5 |
| CITRUS COUNTY HEALTH DEPARTMENT | | 4 | 1 | 20% | 5 |
| ACCESS PHARMACY | | 5 | | | 5 |
| ADVENT HEALTH - DELTONA ER | | 1 | 4 | 80% | 5 |
| MIAMI COMPREHENSIVE MEDICINE GROUP PA | | 4 | 1 | 20% | 5 |
| LAKE NONA PEDIATRICS IN ASSOCIATION WITH NEMOURS | | 5 | | | 5 |
| PEDIATRICS OF CENTRAL FLORIDA – POINCIANA | | 3 | 2 | 40% | 5 |
| MONTEFIORE MEDICAL CENTER LABORATORIES - NORTH | | 5 | | | 5 |
| PRECISION DIAGNOSTICS INC - NJ | | 5 | | | 5 |
| ADVENTHEALTH EXPRESS CARE AT WALGREENS | | | 5 | 100% | 5 |
| WOODLAND TOWERS | | 4 | 1 | 20% | 5 |
| ROSS MEDICAL GROUP | | | 5 | 100% | 5 |
| ILLINOIS DEPARTMENT OF PUBLIC HEALTH | | | 5 | 100% | 5 |
| GUTHRIE MEDICAL GROUP LABORATORIES | | 5 | | | 5 |
| BROOKDALE CLERMONT | | | 5 | 100% | 5 |
| MEADOWCREST FAMILY PHYSICIANS PA | | | 5 | 100% | 5 |
| LORI MCAULIFFE MD PA | | | 5 | 100% | 5 |
| BAPTIST PRIMARY BLACK CREEK SOUTH | | | 5 | 100% | 5 |
| BROWARD COUNTY HEALTH DEPT. | | | 5 | 100% | 5 |
| MEDEXPRESS URGENT CARE - WINCHESTER GATEWAY | | 5 | | | 5 |

COVID-19: testing by laboratory

Data through Dec 20, 2020 verified as of Dec 21, 2020 at 09:25 AM

Data in this report are provisional and subject to change.

The numbers in the table below represent the number of Florida and non-Florida residents for whom test results were received by the Department of Health. A person can be tested by more than one laboratory and can have both positive and negative results. **Therefore, the sum of the numbers in each column will be larger than the total number of people tested.**

| Reporting lab | Inconclusive | Negative | Positive | Percent positive | Total |
|---|--------------|----------|----------|------------------|-------|
| WESTMINSTER SHORES | | | 5 | 100% | 5 |
| MAXHEALTH | | 4 | 1 | 20% | 5 |
| AVALON PARK RETIREMENT RESIDENCE | | 5 | | | 5 |
| NEW HAMPSHIRE DEPARTMENT OF HEALTH AND HUMAN SERVICES | | 3 | 2 | 40% | 5 |
| GOOD SAMARITAN SOCIETY OF DAYTONA | | 5 | | | 5 |
| CARL R DARNALL ARMY MEDICAL CENTER | | | 5 | 100% | 5 |
| MEDEXPRESS URGENT CARE-LATROBE | | 5 | | | 5 |
| THE UNIVERSITY OF VERMONT MEDICAL CENTER | | 4 | 1 | 20% | 5 |
| EXPRESS DOCS LLC | | | 5 | 100% | 5 |
| NOVANT HEALTH UVA | | 2 | 3 | 60% | 5 |
| MEDEXPRESS ELKINS | | 5 | | | 5 |
| UPMC HEALTH SYSTEM | | 4 | 1 | 20% | 5 |
| JOE DIMAGGIO CHILDREN'S HOSPITAL | | 1 | 4 | 80% | 5 |
| UNIVERSITY OF CHICAGO MEDICAL CENTER LAB | | | 5 | 100% | 5 |
| FLORIDA HOSPITAL LAKE MARY | | 5 | | | 5 |
| BAYSHORE LABORATORY | | 4 | 1 | 20% | 5 |
| CVS MINUTE CLINIC DIAGNOSTIC MED GRP OF CA | | 5 | | | 5 |
| The Waterford | | 5 | | | 5 |
| MOUNT SINAI BROOKLYN LABORATORY | | 4 | 1 | 20% | 5 |
| COMMUNITY HEALTH OF SOUTH FLORIDA | | | 5 | 100% | 5 |
| LODGE HEALTH AND REHABILITATION CENTER, THE | | 5 | | | 5 |
| ST VINCENT'S CHILTON | | 4 | 1 | 20% | 5 |
| GLEN FALLS HOSPITAL DEPARTMENT OF PATHOLOGY | | 5 | | | 5 |
| COOPER HOSPITAL/UNIVERSITY MEDICAL | | 5 | | | 5 |
| DEPARTMENT OF HEALTH AND HUMAN SERVICES LANSING | | | 5 | 100% | 5 |
| FRANCES WARDE MEDICAL LABORATORY | | 2 | 3 | 60% | 5 |
| SOUTHERN OCEAN MEDICAL CENTER | | 5 | | | 5 |
| OMNICARE PHARMACY OFTEXAS 1, LP DBA OMNICARE | | 5 | | | 5 |
| STATMED OCALA | | | 5 | 100% | 5 |
| NELSON BIOLOGICAL | | | 5 | 100% | 5 |
| LABCORP UNSPECIFIED | | 5 | | | 5 |
| NORTH FLORIDA PEDIATRICS JASPER | | | 5 | 100% | 5 |
| FLORIDA DEPARTMENT OF HEALTH IN MONROE COUNTY | | 2 | 3 | 60% | 5 |
| ELLIS HOSPITAL LABORATORY | | 5 | | | 5 |
| LUTHERAN HAVEN EXTENDED CONGREGATE CAR | | 5 | | | 5 |
| OPTUM SILVER LAKES | | | 5 | 100% | 5 |
| FLORIDA DEPARTMENT OF HEALTH - INVERNESS | | 3 | 2 | 40% | 5 |
| CRESTWOOD MEDICAL CENTER | | 4 | 1 | 20% | 5 |
| LANE PEDIATRICS PA | | | 5 | 100% | 5 |
| WELLMED AT LAKE COPELAND | | 2 | 3 | 60% | 5 |
| SONATA DELRAY BEACH | | 4 | 1 | 20% | 5 |
| INTERNAL MEDICINE SPECIALISTS | | | 5 | 100% | 5 |
| ASCENSION ST VINCENT'S CLAY COUNTY | | | 5 | 100% | 5 |
| CARLOS PORTU MD, PLLC | | | 5 | 100% | 5 |
| EL PARAISO HOME INC | | 5 | | | 5 |
| RUSH UNIVERSITY MEDICAL CENTER LABORATORY | | | 5 | 100% | 5 |
| Westchester General Hospital | | | 5 | 100% | 5 |

COVID-19: testing by laboratory

Data through Dec 20, 2020 verified as of Dec 21, 2020 at 09:25 AM

Data in this report are provisional and subject to change.

The numbers in the table below represent the number of Florida and non-Florida residents for whom test results were received by the Department of Health. A person can be tested by more than one laboratory and can have both positive and negative results. **Therefore, the sum of the numbers in each column will be larger than the total number of people tested.**

| Reporting lab | Inconclusive | Negative | Positive | Percent positive | Total |
|--|--------------|----------|----------|------------------|-------|
| DOCS URGENT CARE | | 1 | 4 | 80% | 5 |
| CVS MINUTE CLINIC DIAGNOSTIC OF NEW JERSEY | | 5 | | | 5 |
| CHAMPLAIN VALLEY PHYSICIANS HOSPITAL | | 3 | 2 | 40% | 5 |
| UCF STUDENT HEALTH SERVICES LABORATORY | | 2 | 3 | 60% | 5 |
| AZALEA HEALTH | | 2 | 3 | 60% | 5 |
| CLEVELAND CLINIC MARTIN HEALTH NURSING & RESTORATIVE | | 5 | | | 5 |
| URGENT CARE & FAMILY PRACTICE CENTER | | | 5 | 100% | 5 |
| ATLANTIC COMMUNITY HIGH SCHOOL | | 4 | 1 | 20% | 5 |
| MINUTECLINIC DIAGNOSTIC OF PENNSYLVANIA, LLD #1545 | | 5 | | | 5 |
| WEST PACIFIC MEDICAL LABORATORY | | | 5 | 100% | 5 |
| LAKE MARY - STIRLING CENTER SUITE 202 | | | 5 | 100% | 5 |
| LIGHTHOUSE PEDIATRICS OF NAPLES | | 3 | 2 | 40% | 5 |
| OSWEGO HOSPITAL LABORATORY | | 5 | | | 5 |
| BREVARD HEALTH ALLIANCE INC, THE | | | 5 | 100% | 5 |
| PRECISION LABS LLC | | 2 | 3 | 60% | 5 |
| HILLSBOROUGH COUNTY HEALTH DEPARTMENT | | | 5 | 100% | 5 |
| LUTHERAN HAVEN ASSISTED LIVING | | 5 | | | 5 |
| TANNER MEDICAL CENTER EAST AL | | 5 | | | 5 |
| BETHESDA COMMUNITY HEALTH CENTER | | | 5 | 100% | 5 |
| GULF COAST VETERANS HCS PANAMA CITY OPC | | 5 | | | 5 |
| RIVER CITY PRIMARY AND URGENT CARE | | | 5 | 100% | 5 |
| WOODHULL MEDICAL AND MENTAL HEALTH CTR | | 5 | | | 5 |
| MANATEE COUNTY JAIL | | 4 | 1 | 20% | 5 |
| CLEVELAND TENNESSEE HOSPITAL COMPANY | | 5 | | | 5 |
| URGENT CARE OF LONGWOOD | | | 5 | 100% | 5 |
| MULBERRY CARE CENTER | | 2 | 3 | 60% | 5 |
| CONCENTRA | | | 5 | 100% | 5 |
| KENILWORTH CARE & REHABILITATION CENTER | | | 5 | 100% | 5 |
| MEDICAL CENTER OF BLOUNTSTOWN | | | 5 | 100% | 5 |
| VITAL CARE URGENT CARE | | | 4 | 100% | 4 |
| DYNAMIC HEALTH CENTERS INC | | 2 | 2 | 50% | 4 |
| UT MEMPHIS UNIVERSITY HEALTH SERVICES | | | 4 | 100% | 4 |
| AHC Decatur County | | 4 | | | 4 |
| BAYLOR ESOTERIC AND MOLECULAR LAB | | | 4 | 100% | 4 |
| MCR HEALTH LAWTON CHILES ADMINISTRATION STE A | | 1 | 3 | 75% | 4 |
| MEDEXPRESS URGENT CARE-PITTSFIELD | | 4 | | | 4 |
| HELIX KH UC | | | 4 | 100% | 4 |
| COVENIENT CARE MEDICAL CLINIC | | | 4 | 100% | 4 |
| FCHC (OB)-DARWIN SQUARE CTR. | | | 4 | 100% | 4 |
| OKLAHOMA STATE DEPARTMENT OF HEALTH-PUBLIC HEALTH LABORATORY | | | 4 | 100% | 4 |
| SIGNATURE CARE MONTROSE | | 2 | 2 | 50% | 4 |
| MARSHALL MEDICAL CENTER SOUTH LAB | | 3 | 1 | 25% | 4 |
| SIGNATURE CARE EMERGENCY CENTER | | 2 | 2 | 50% | 4 |
| UNILAB OF DADE INC | | | 4 | 100% | 4 |
| SUTTER TRACY COMMUNITY HOSPITAL | | | 4 | 100% | 4 |
| West Gate Village, LLC | | 4 | | | 4 |
| MEDEXPRESS URGENT CARE - SWANSEA, N ILLINOIS ST | | 4 | | | 4 |

COVID-19: testing by laboratory

Data through Dec 20, 2020 verified as of Dec 21, 2020 at 09:25 AM

Data in this report are provisional and subject to change.

The numbers in the table below represent the number of Florida and non-Florida residents for whom test results were received by the Department of Health. A person can be tested by more than one laboratory and can have both positive and negative results. **Therefore, the sum of the numbers in each column will be larger than the total number of people tested.**

| Reporting lab | Inconclusive | Negative | Positive | Percent positive | Total |
|--|--------------|----------|----------|------------------|-------|
| Walker BaptistMedCtr | | 3 | 1 | 25% | 4 |
| FIFTH AVENUE PEDIATRICS | | 3 | 1 | 25% | 4 |
| MIAMI COMMUNITY HEALTH CENTER INC | | 1 | 3 | 75% | 4 |
| HUNTINGTON URGENT CARE | | 4 | | | 4 |
| FLORIDA HEALTHCARE OF ORLANDO | | | 4 | 100% | 4 |
| GREENVILLE MEMORIAL HOSPITAL LAB | | | 4 | 100% | 4 |
| CELERION | | | 4 | 100% | 4 |
| ADVENT HEALTH CENTRA CARE - ORANGE LAKE | | 1 | 3 | 75% | 4 |
| MEDEXPRESS URGENT CARE-KATY | | 4 | | | 4 |
| MEDEXPRESS URGENT CARE - MARKHAM STREE | | 3 | 1 | 25% | 4 |
| UTAH DEPARTMENT OF HEALTH | | | 4 | 100% | 4 |
| JPR URGENT MEDICAL CARE | | 4 | | | 4 |
| PENNSYLVANIA DEPARTMENT OF HEALTH BUREAU OF LABORATORIES | | | 4 | 100% | 4 |
| GENUS DIAGNOSTICS | | | 4 | 100% | 4 |
| PANCARE HEALTH YOUNGSTOWN | | | 4 | 100% | 4 |
| CAPE COD HOSPITAL | | | 4 | 100% | 4 |
| Heartland of Boynton Beach | | | 4 | 100% | 4 |
| OPTIMAL CARE PEDIATRICS | | | 4 | 100% | 4 |
| MEDEXPRESS URGENT CARE - RICHMOND, NINE MILE RD | | 4 | | | 4 |
| UF HEALTH | | | 4 | 100% | 4 |
| GNT ASSOCIATES | | 3 | 1 | 25% | 4 |
| MEDEXPRESS URGENT CARE - FAYETTEVILLE | | 2 | 2 | 50% | 4 |
| KANSAS DEPARTMENT OF HEALTH | | 2 | 2 | 50% | 4 |
| OMNICARE PHARMACY OF TEXAS 1 | | 4 | | | 4 |
| NEWPATH DIAGNOSTICS | | 4 | | | 4 |
| COLUMBIA MEMORIAL HOSPITAL LABORATORY | | 4 | | | 4 |
| UNIVERSITY OF WASHINGTON MEDICAL CENTER (UWMC) EMERGENCY DEPT. | | | 4 | 100% | 4 |
| SOUTHEASTERN REGIONAL MEDICAL CENTER | | | 4 | 100% | 4 |
| CAPTAIN JAMES A. LOVELL FEDERAL HEALTHCARE CENTER | | | 4 | 100% | 4 |
| SUPERIOR RESIDENCES AT CALA HILLS | | 4 | | | 4 |
| MARSHFIELD LABORATORIES | | | 4 | 100% | 4 |
| YAZJI PEDIATRIC CARE LLC DBA TUKA PEDIATRICS | | | 4 | 100% | 4 |
| CAREWELL 202 | | | 4 | 100% | 4 |
| MEDEXPRESS URGENT CARE - ELM GROVE | | 4 | | | 4 |
| STEWART MELBOURNE HOSPITAL | | | 4 | 100% | 4 |
| AHEC CLINIC | | 1 | 3 | 75% | 4 |
| Okeechobee Health Care Facility | | 4 | | | 4 |
| UHEALTH UNIVERSITY OF MIAMI | | | 4 | 100% | 4 |
| COLLIER HMA PHYSICIAN MANAGEMENT, LLC | | | 4 | 100% | 4 |
| MINUTECLINIC DIAGNOSTIC OF MICHIGAN PC | | 4 | | | 4 |
| SANFORD SOUTH UNIVERSITY | | 4 | | | 4 |
| JUPITER MEDICAL CENTER URGENT CENTER | | | 4 | 100% | 4 |
| FISHERMEN'S HOSPITAL | | | 4 | 100% | 4 |
| CARENOW URGENT CARE - WINTER SPRINGS | | 3 | 1 | 25% | 4 |
| PHYSICIANS IMMEDIATE CARE AURORA | | | 4 | 100% | 4 |
| BARTON MEMORIAL HOSPITAL | | 3 | 1 | 25% | 4 |
| MEDICAL CENTER AT OCEAN REEF | | 1 | 3 | 75% | 4 |

COVID-19: testing by laboratory

Data through Dec 20, 2020 verified as of Dec 21, 2020 at 09:25 AM

Data in this report are provisional and subject to change.

The numbers in the table below represent the number of Florida and non-Florida residents for whom test results were received by the Department of Health. A person can be tested by more than one laboratory and can have both positive and negative results. **Therefore, the sum of the numbers in each column will be larger than the total number of people tested.**

| Reporting lab | Inconclusive | Negative | Positive | Percent positive | Total |
|--|--------------|----------|----------|------------------|-------|
| LEON MEDICAL CENTERS, LLC | | | 4 | 100% | 4 |
| BENSONHURST URGENT CARE | | 4 | | | 4 |
| MEMORIAL HEALTH CARE SYSTEMS | | | 4 | 100% | 4 |
| LONG ISLAND JEWISH FOREST HILLS HOSPITAL | | 4 | | | 4 |
| HEALTH AND WELLNESS CENTER | | | 4 | 100% | 4 |
| THE PLAZA AT PARKSQUARE | | 4 | | | 4 |
| MISIR DRUGS LLC | | 4 | | | 4 |
| MINUTE CLINIC DIAGNOSTIC OF TEXAS, LLC | | 4 | | | 4 |
| PLANT CITY PEDIATRICS | | 4 | | | 4 |
| NATIONAL GENETICS INST LABCORP | | 1 | 3 | 75% | 4 |
| CVS MINUTE CLINIC DIAGNOSTIC PA | | 3 | 1 | 25% | 4 |
| OKLAHOMA STATE UNIVERSITY DIAGNOSTIC LAB | | | 4 | 100% | 4 |
| PASSPORT HEALTH OF TAMPA BAY | | 4 | | | 4 |
| HAMPTON ALF AT 24TH ROAD LLC | | | 4 | 100% | 4 |
| PRIMECARE | | 2 | 2 | 50% | 4 |
| Stratford Court of Palm Harbor | | 4 | | | 4 |
| ORLANDO FAMILY MEDICAL INC | | 4 | | | 4 |
| PACIFICA SENIOR LIVING OCALA | | 4 | | | 4 |
| FAMILY CARE PARTNERS URGENT CARE LLC | | 2 | 2 | 50% | 4 |
| MARION AND BERNARD L SAMSON NURSING CENTER | | | 4 | 100% | 4 |
| AVALON FAMILY RESORT ASSISTED LIVING LLC | | 4 | | | 4 |
| SHARP MEMORIAL HOSPITAL MICROBIOLOGY DEPT | | | 4 | 100% | 4 |
| FAMILY MEDICINE AT LONGWOOD | | | 4 | 100% | 4 |
| MAILBOX DIAGNOSTICS | | 2 | 2 | 50% | 4 |
| DYNACARE LABORATORIES | | | 4 | 100% | 4 |
| FHMG_FM AND IM AVALON PARK | | 1 | 3 | 75% | 4 |
| FLORIDA CANCER SPECIALISTS AND RESEARCH | | 2 | 2 | 50% | 4 |
| Bardmoor Oaks Healthcare and Rehabilitation Center | | 3 | 1 | 25% | 4 |
| UNIVERSITY OF MIAMI MILLER SCHOOL OF MEDICINE | | | 4 | 100% | 4 |
| MEDEXPRESS URGENT CARE - GLENDALE | | 4 | | | 4 |
| UW MEDICINE VIROLOGY LAB | | | 4 | 100% | 4 |
| ORCHID COVE | | 2 | 2 | 50% | 4 |
| CENTERPLACE HEALTH | | | 4 | 100% | 4 |
| PERDIDO URGENT CARE | | | 4 | 100% | 4 |
| CENTERPLACE HEALTH, INC | | | 4 | 100% | 4 |
| BENEVA LAKES HEALTHCARE & REHAB CENTER | | | 4 | 100% | 4 |
| CLINICAL LABORATORIES OF THE BUFFALO | | 3 | 1 | 25% | 4 |
| MINUTECLINIC, LLC #03965 | | 4 | | | 4 |
| GARDENS HEALTH NH LLC | | 4 | | | 4 |
| EXPRESS TESTING-ONE | | | 4 | 100% | 4 |
| GENEVA GENERAL HOSPITAL LABORATORY | | 3 | 1 | 25% | 4 |
| MIAMI CANCER INSTITUTE | | | 4 | 100% | 4 |
| CITYMD | | 1 | 3 | 75% | 4 |
| DEPARTMENT OF HEALTH AND HUMAN SERVICES STATE OF NEW HAMPSHIRE | | | 4 | 100% | 4 |
| CDRX INFUSION | | | 4 | 100% | 4 |
| WALK IN URGENT CARE | | | 4 | 100% | 4 |
| CONSULATE HEATH CARE AT WEST ALTAMONTE | | | 4 | 100% | 4 |

COVID-19: testing by laboratory

Data through Dec 20, 2020 verified as of Dec 21, 2020 at 09:25 AM

Data in this report are provisional and subject to change.

The numbers in the table below represent the number of Florida and non-Florida residents for whom test results were received by the Department of Health. A person can be tested by more than one laboratory and can have both positive and negative results. **Therefore, the sum of the numbers in each column will be larger than the total number of people tested.**

| Reporting lab | Inconclusive | Negative | Positive | Percent positive | Total |
|---|--------------|----------|----------|------------------|-------|
| YORKVILLE PEDIATRIC URGENT CARE | | 4 | | | 4 |
| SONIC REFERENCE LABORATORY | | | 4 | 100% | 4 |
| VALDOSTA FAMILY MEDICINE | | | 4 | 100% | 4 |
| PM PEDIATRICS OF SELDEN | | 3 | 1 | 25% | 4 |
| Westminster Manor | | 3 | 1 | 25% | 4 |
| HEALTHY MINORS PEDIATRIC URGENT CARE | | 4 | | | 4 |
| REHABILITATION CENTER AT JUPITER GARDENS | | 4 | | | 4 |
| MINUTECLINIC DIAGNOSTIC OF NEW JERSEY, LLC # 7069 | | 4 | | | 4 |
| NCHMD INC | | | 4 | 100% | 4 |
| REDMED OF CROSSTOWN | | 1 | 3 | 75% | 4 |
| MD ANDERSON | | | 4 | 100% | 4 |
| WESLEY CHAPEL INTERNAL MEDICINE AND PEDIATRICS | | | 4 | 100% | 4 |
| SOUTHWESTERN REGIONAL MEDICAL CENTER - TULSA | | 4 | | | 4 |
| PR HEALTH | | | 4 | 100% | 4 |
| INSPIRED LIVING AT PALM BAY | | 4 | | | 4 |
| PUTNAM HOSPITAL CENTER LABORATORY | | 4 | | | 4 |
| ELTINGVILLE CIRCLE URGENT CARE | | 4 | | | 4 |
| MEDEXPRESS URGENT CARE - MT LEBANON | | 3 | 1 | 25% | 4 |
| PALM HARBOR DERMATOLOGY | | 4 | | | 4 |
| BARBARA O'REILLY MD PA | | 4 | | | 4 |
| HENDRY REGIONAL CONVENIENT CARE CENTER | | | 4 | 100% | 4 |
| LABS PLUS LLC | | 4 | | | 4 |
| KETTERING HEALTH | | | 4 | 100% | 4 |
| LEMOYNE COLLEGE WELLNESS CENTER FOR | | 4 | | | 4 |
| COMPUNET CLINICAL LAB | | | 4 | 100% | 4 |
| PREMIER MEDICAL ASSOCIATES | | 4 | | | 4 |
| SENIOR HOME CARE INC | | 4 | | | 4 |
| ACCENT PHYSICIAN SPECIALISTS PA | | 4 | | | 4 |
| ADVENT HEALTH - TUSKAWILLA | | 4 | | | 4 |
| MIZELL MEMORIAL HOSPITAL | | | 4 | 100% | 4 |
| FHCP – ORMOND BEACH | | | 4 | 100% | 4 |
| INFECTION CONTROL/ EMPHEALTH | | 3 | 1 | 25% | 4 |
| MEDEXPRESS URGENT CARE - CULPEPER | | 4 | | | 4 |
| DR. PHILLIPS MEDICAL WELLNESS CENTER | | 2 | 2 | 50% | 4 |
| MIRIMUS INC | | 1 | 3 | 75% | 4 |
| CARENOW URGENT CARE-GREEN HILLS | | 4 | | | 4 |
| NEMOURS CHILDREN'S URGENT CARE | | | 4 | 100% | 4 |
| ENCOMPASS HOME HEALTH | | 4 | | | 4 |
| FLORIDA MEDICAL CLINIC - MULTI SPECIALTY CAMPUS | | 1 | 3 | 75% | 4 |
| BIOTEST PLASMA CENTER | | 4 | | | 4 |
| ADVENTHEALTH NEW SMYRNA BEACH COMMUNITY HEALTH | | | 4 | 100% | 4 |
| WATERTOWN URGENT CARE PLLC | | 4 | | | 4 |
| CONCENTRA URGENT CARE | | 1 | 3 | 75% | 4 |
| LA MER NH LLC | | | 4 | 100% | 4 |
| RAINBOW PEDIATRIC CENTER PA | | 3 | 1 | 25% | 4 |
| IMA MEDICAL CENTER | | 3 | 1 | 25% | 4 |
| APEX HOME HEALTH CARE | | 4 | | | 4 |

COVID-19: testing by laboratory

Data through Dec 20, 2020 verified as of Dec 21, 2020 at 09:25 AM

Data in this report are provisional and subject to change.

The numbers in the table below represent the number of Florida and non-Florida residents for whom test results were received by the Department of Health. A person can be tested by more than one laboratory and can have both positive and negative results. **Therefore, the sum of the numbers in each column will be larger than the total number of people tested.**

| Reporting lab | Inconclusive | Negative | Positive | Percent positive | Total |
|---|--------------|----------|----------|------------------|-------|
| FLORIDA HOSPITAL ALTAMONTE | | 2 | 2 | 50% | 4 |
| LAKE FOREST PARK OP CO LLC | | 4 | | | 4 |
| CELAL GUROL ERBAY, MD | | | 4 | 100% | 4 |
| DOTHAN PEDIATRIC CLINIC | | | 4 | 100% | 4 |
| MEDEXPRESS URGENT CARE-DUBOIS | | 4 | | | 4 |
| ROSEMONT GARDENS INC | | 4 | | | 4 |
| MINUTECLINIC DIAGNOSTIC OF NORTH CAROLINA | | 4 | | | 4 |
| FLORIDA HEART AND VASCULAR | | | 4 | 100% | 4 |
| RED MOUNTAIN DIAGNOSTICS | | 4 | | | 4 |
| EAST BANK HOSPITAL - UNIVERSITY OF MINNESOTA MEDICAL CENTER | | | 4 | 100% | 4 |
| BOCA SIMON LAB | | 1 | 3 | 75% | 4 |
| URGENT TEAM - MUSCLE SHOALS | | 4 | | | 4 |
| ACE BIOMEDICAL LABS LLC | | | 4 | 100% | 4 |
| CHILDREN'S MEDICAL GROUP | | 4 | | | 4 |
| MED LABS DIAGNOSTICS | | 3 | 1 | 25% | 4 |
| BELLIN HEALTH LAB | | 1 | 3 | 75% | 4 |
| PALM BEACH CANCER INSTITUTE | | | 4 | 100% | 4 |
| Millennium Nursing & Rehab Center | | 4 | | | 4 |
| THE DOCTORS CENTER HEALTHCARE-SOUTHSIDE | | 1 | 3 | 75% | 4 |
| REHABILITATION CENTER OF WINTER PARK,THE | | | 4 | 100% | 4 |
| PALM BEACH COUNTY HEALTH DEPARTMENT LABORATORY | | | 4 | 100% | 4 |
| PRL NYC PANDEMIC RESPONSE LAB | | | 4 | 100% | 4 |
| MEDEXPRESS URGENT CARE - CLARKSBURG | | 4 | | | 4 |
| ATMORE NURSING CENTER | | 3 | 1 | 25% | 4 |
| COMPREHENSIVE CLINICAL RESEARCH, LLC | | | 4 | 100% | 4 |
| DTR LABS | | 3 | 1 | 25% | 4 |
| GEORGE SAFRAN MD PC | | 4 | | | 4 |
| JUPITER ISLAND MEDICAL CLINIC INC | | 4 | | | 4 |
| TRIDENT BIOMETRICS | | 3 | 1 | 25% | 4 |
| GRAND VILLA OF CLEARWATER | | 4 | | | 4 |
| RELIANT ACUTE CARE | | | 4 | 100% | 4 |
| UNION CITY MANOR NURSING CENTER | | 4 | | | 4 |
| FLORENCE - HUNTSVILLE HOSPITAL URGENT CARE | | 3 | 1 | 25% | 4 |
| ELITE MD GROUP INC | | 1 | 3 | 75% | 4 |
| JOHN T MATHER MEMORIAL HOSPITAL LABORATORY | | 4 | | | 4 |
| DIAGNOSTECHS | | 4 | | | 4 |
| ELITE MEDICAL CENTER | | | 4 | 100% | 4 |
| VRL LABORATORIES | | | 4 | 100% | 4 |
| TARPON SPRINGS PEDIATRICS, LLC | | | 4 | 100% | 4 |
| IMIC INC RESEARCH | | | 4 | 100% | 4 |
| BAY REGIONAL URGENT CARE | | 1 | 3 | 75% | 4 |
| MINUTECLINIC DIAGNOSTIC OF VIRGINIA, LLC #1656 | | 4 | | | 4 |
| PEACEHEALTH LABORATORIES | | 3 | 1 | 25% | 4 |
| INTERMARKET FACILITY | | | 4 | 100% | 4 |
| GUARDANT HEALTH | | 3 | 1 | 25% | 4 |
| ADVENTIST HEALTH SYSTEM FLORIDA DEPT OF HEALTH | | 3 | 1 | 25% | 4 |
| VIERA PEDIATRICS | | 1 | 3 | 75% | 4 |

COVID-19: testing by laboratory

Data through Dec 20, 2020 verified as of Dec 21, 2020 at 09:25 AM

Data in this report are provisional and subject to change.

The numbers in the table below represent the number of Florida and non-Florida residents for whom test results were received by the Department of Health. A person can be tested by more than one laboratory and can have both positive and negative results. **Therefore, the sum of the numbers in each column will be larger than the total number of people tested.**

| Reporting lab | Inconclusive | Negative | Positive | Percent positive | Total |
|---|--------------|----------|----------|------------------|-------|
| COPELAND MEDICAL CLINIC | | 3 | 1 | 25% | 4 |
| ALVARO J DANGOND MD PA | | 4 | | | 4 |
| MEDEXPRESS URGENT CARE - ROBINSON TWP, STEUBENVILLE PIKE | | 4 | | | 4 |
| THONOTOSASSA COMMUNITY HEALTH CENTER | | 1 | 3 | 75% | 4 |
| WYOMING PUBLIC HEALTH LAB | | | 4 | 100% | 4 |
| Health Care Center of Jacksonville | | | 4 | 100% | 4 |
| L3HARRIS FAMILY MEDICAL CENTER | | | 4 | 100% | 4 |
| ST VINCENT'S ST CLAIR | | 2 | 2 | 50% | 4 |
| Sunrise Health and Rehabilitation Center | | | 4 | 100% | 4 |
| WATSON THERAPEUTICS | | 1 | 3 | 75% | 4 |
| ERIE COUNTY PUBLIC HEALTH CLINICAL | | 3 | | | 3 |
| MEDIC INFUSION PA | | 3 | | | 3 |
| ALOHA HOME CARE LLC DBA ACCENTCARE HOME HEALTH OF | | 3 | | | 3 |
| YORK HOSPITAL - LABORATORY | | | 3 | 100% | 3 |
| HILLVIEW LABORATORY | | | 3 | 100% | 3 |
| MINUTECLINIC, LLC #05038 | | 3 | | | 3 |
| COVENANT PEDIATRICS | | 1 | 2 | 67% | 3 |
| MEDICAL SERVICES OF AMERICA HOME HEALTH | | 3 | | | 3 |
| CTRS | | | 3 | 100% | 3 |
| NORTH BROWARD HOSPITAL DISTRICT HEALTHCARE FOR THE HOMELESS | | | 3 | 100% | 3 |
| NORTHEAST ALABAMA REGIONAL MEDICAL CENTER | | 2 | 1 | 33% | 3 |
| FLO-MEDILAB SERVICES LLC | | | 3 | 100% | 3 |
| QUINTON MEMORIAL HEALTH CARE CENTER | | 3 | | | 3 |
| PRISMA HEALTH MIDLANDS | | | 3 | 100% | 3 |
| ROCKLAND URGENT CARE FAMILY HEALTH NP | | 3 | | | 3 |
| Life Care Center of Citrus County | | 2 | 1 | 33% | 3 |
| MEDICAL CENTER OF THE ROCKIES | | | 3 | 100% | 3 |
| MEDEXPRESS URGENT CARE HUNTINGTON | | 3 | | | 3 |
| RAPID CITY RUGENT CARE | | | 3 | 100% | 3 |
| PREMIER LABORATORY SERVICES, LLC | | | 3 | 100% | 3 |
| MINUTECLINIC DIAGNOSTIC OF TEXAS | | 3 | | | 3 |
| ORLANDO ORTHOPAEDIC OUTPATIENT SURGERY CENTER | | 1 | 2 | 67% | 3 |
| TENDER CARE ALF | | 3 | | | 3 |
| VICAR'S LANDING NURSING HOME | | 2 | 1 | 33% | 3 |
| NORTHSIDE HOSPITAL | | 2 | 1 | 33% | 3 |
| URGENT CARE AT LONGWOOD | | | 3 | 100% | 3 |
| LAHEY CLINIC MEDICAL CENTER | | | 3 | 100% | 3 |
| BETTERMED URGENT CARE | | | 3 | 100% | 3 |
| WATSON THERAPEUTICS INC | | | 3 | 100% | 3 |
| MARYLAND STATE DEPT OF HEALTH | 2 | | 1 | 33% | 3 |
| ANN STORCK CENTER INC | | 3 | | | 3 |
| ADVENTHEALTH MEDICAL GROUP PEDIATRICS AT | | 2 | 1 | 33% | 3 |
| MEDFUSION | | 2 | 1 | 33% | 3 |
| MINUTECLINIC, LLC, MINUTECLINIC #7637 | | 3 | | | 3 |
| TRUE HEALTH- HOFFNER | | 3 | | | 3 |
| NORTH DAKOTA DEPT OF HEALTH MICROBIOLOGY | | 1 | 2 | 67% | 3 |
| FLORIDA LABORATORY ANALYSIS, LLC | | | 3 | 100% | 3 |

COVID-19: testing by laboratory

Data through Dec 20, 2020 verified as of Dec 21, 2020 at 09:25 AM

Data in this report are provisional and subject to change.

The numbers in the table below represent the number of Florida and non-Florida residents for whom test results were received by the Department of Health. A person can be tested by more than one laboratory and can have both positive and negative results. **Therefore, the sum of the numbers in each column will be larger than the total number of people tested.**

| Reporting lab | Inconclusive | Negative | Positive | Percent positive | Total |
|--|--------------|----------|----------|------------------|-------|
| ADVANCED PEDIATRICS OF BOCA LLC | | | 3 | 100% | 3 |
| URGENT CARE OF ERWIN | | 3 | | | 3 |
| NC STATE LABORATORY OF PUBLIC HEALTH | | 3 | | | 3 |
| CAMPAZZI CONCIERGE MEDICAL SERVICES | | 2 | 1 | 33% | 3 |
| TARRANT COUNTY PUBLIC HEALTH | | 3 | | | 3 |
| URGENT CARE - OCONEE | | 2 | 1 | 33% | 3 |
| BROOKDALE OAKBRIDGE | | 1 | 2 | 67% | 3 |
| SOUTH FLORIDA FAMILY HEALTH & RESEARCH CTR | | | 3 | 100% | 3 |
| DIXIE COUNTY HEALTH DEPARTMENT | | 2 | 1 | 33% | 3 |
| ALLIANCE LABS @LRMC | | | 3 | 100% | 3 |
| GRACE WELLNESS CENTER | | 2 | 1 | 33% | 3 |
| Fouraker Hills Rehab and Nursing | | | 3 | 100% | 3 |
| FAMILY MEDICINE AT WINTER PARK | | | 3 | 100% | 3 |
| MADISON COUNTY HEALTH DEPARTMENT | | 3 | | | 3 |
| IGENEX INC | | 3 | | | 3 |
| METHODIST HOSPITAL | | | 3 | 100% | 3 |
| PEDIATRICS BY THE SEA JOG RD OFFICE | | | 3 | 100% | 3 |
| MACCLENNY NURSING AND REHAB | | | 3 | 100% | 3 |
| TERRACE OF ST CLOUD, THE | | 2 | 1 | 33% | 3 |
| MID FLORIDA CLINICAL LABORATORY | | 2 | 1 | 33% | 3 |
| MICHIGAN HEALTH CLINIC LABORATORIES | | 2 | 1 | 33% | 3 |
| BIRMINGHAM VAMC | | 1 | 2 | 67% | 3 |
| MANORCARE NURSING & REHABILITATION CENTER-NAPLES | | 3 | | | 3 |
| LAKE WORTH MANOR | | 3 | | | 3 |
| NEMOURS CHILDRENS PRIMARY CARE MAITLAND | | | 3 | 100% | 3 |
| HELIX LW UC | | 1 | 2 | 67% | 3 |
| PATHOLOGY REFERENCE LAB LLC | | | 3 | 100% | 3 |
| VIRGINIA DIVISION OF CONSOLIDATED LABORATORIES | | | 3 | 100% | 3 |
| DANIEL M LIBBY MD PLLC | | 3 | | | 3 |
| PENSACOLA PEDIATRICS MILTON | | | 3 | 100% | 3 |
| CVS MINUTE CLINIC, LLC #22 | | 2 | 1 | 33% | 3 |
| CVS MINUTE CLINIC DIAGNOSTIC OF TEXAS | | 3 | | | 3 |
| ORCHID COVE DAYTONA | | | 3 | 100% | 3 |
| MONROE COUNTY DEPT OF PUBLIC HEALTH ST | | 3 | | | 3 |
| TNC WALK IN CLINIC | | 1 | 2 | 67% | 3 |
| Calusa Harbour | | | 3 | 100% | 3 |
| MEDEXPRESS URGENT CARE - RICHMOND, W BROAD ST | | 3 | | | 3 |
| IOWA DEPARTMENT OF PUBLIC HEALTH | | | 3 | 100% | 3 |
| DEACONESS HOSPITAL | | | 3 | 100% | 3 |
| MINUTECLINIC DIAGNOSTIC OF TN PC #386 | | 3 | | | 3 |
| EXETER HOSPITAL | | 3 | | | 3 |
| Broadview Multi-Care Center | | 3 | | | 3 |
| PATIENT FIRST - ALLENTOWN | | | 3 | 100% | 3 |
| NORTHERN LIGHT LABORATORY | | 1 | 2 | 67% | 3 |
| HIALEAH SHORES NURSING AND | | 2 | 1 | 33% | 3 |
| MEDEXPRESS URGENT CARE MORGANTOWN | | 3 | | | 3 |
| NORTH NAPLES HOSPITAL RESPIRATORY THERAPY DEPARTMENT | | | 3 | 100% | 3 |

COVID-19: testing by laboratory

Data through Dec 20, 2020 verified as of Dec 21, 2020 at 09:25 AM

Data in this report are provisional and subject to change.

The numbers in the table below represent the number of Florida and non-Florida residents for whom test results were received by the Department of Health. A person can be tested by more than one laboratory and can have both positive and negative results. **Therefore, the sum of the numbers in each column will be larger than the total number of people tested.**

| Reporting lab | Inconclusive | Negative | Positive | Percent positive | Total |
|--|--------------|----------|----------|------------------|-------|
| MUNSON MEDICAL CENTER | | | 3 | 100% | 3 |
| Enterprise Health and Rehabilitation Center | | 3 | | | 3 |
| MINUTE-CLINIC DIAGNOSTIC OF VIRGINIA, LLC #794 | | 3 | | | 3 |
| BRENTWOOD SENIOR LIVING AT ST PETE | | | 3 | 100% | 3 |
| ADVENT HEALTH - WESTCHASE ER | | | 3 | 100% | 3 |
| COMMUNITY MEDICAL AND DENTAL CARE INC | | 3 | | | 3 |
| HELIX MEDICAL CENTERS | | 1 | 2 | 67% | 3 |
| SENTARA NORFOLK GENERAL HOSPITAL CENTRAL LAB | | | 3 | 100% | 3 |
| TAMPA | | 1 | 2 | 67% | 3 |
| BOROPARK URGENT CARE | | 3 | | | 3 |
| OCHSNER MEDICAL CENTER | | | 3 | 100% | 3 |
| TRUE HEALTH – LAKE UNDERHILL | | 3 | | | 3 |
| ONSLOW MEMORIAL HOSPITAL LABORATORY | | 3 | | | 3 |
| SANFORD MOBILE LAB | | | 3 | 100% | 3 |
| FLORIDA CANCER SPECIALISTS & RESEARCH INSTITUTE | | 2 | 1 | 33% | 3 |
| PRORENATA LABS | | 1 | 2 | 67% | 3 |
| MINUTE CLINIC | | 1 | 2 | 67% | 3 |
| JEFFERSON COUNTY HEALTH DEPARTMENT-MONTICELLO | | 2 | 1 | 33% | 3 |
| ADVENT HEALTH APOPKA | | 1 | 2 | 67% | 3 |
| NIGHT LITE PEDIATRICS CENTER | | 1 | 2 | 67% | 3 |
| MEDEXPRESS URGENT CARE - TARENTUM | | 3 | | | 3 |
| HARBOUR'S EDGE | | 2 | 1 | 33% | 3 |
| CAMELLIA AT DEERWOOD | | | 3 | 100% | 3 |
| MONTANA PUBLIC HEALTH LAB | | | 3 | 100% | 3 |
| WILLIAM A HINTON STATE LABORATORY INSTITUTE | | 1 | 2 | 67% | 3 |
| MEDFIRST URGENT CARE | | | 3 | 100% | 3 |
| LEXINGTON MEDICAL CENTER | | 1 | 2 | 67% | 3 |
| The Crossroads | | 3 | | | 3 |
| PANIRA HEALTHCARE CLINIC | | | 3 | 100% | 3 |
| THE LODGE AND REHABILITATION CENTER | | 3 | | | 3 |
| ALLIANCE FOR MULTISPECIALTY RESEARCH | | 3 | | | 3 |
| TUFTS MEDICAL CENTER | | | 3 | 100% | 3 |
| MEDEXPRESS URGENT CARE - HOT SPRINGS | | 3 | | | 3 |
| MEDEXPRESS URGENT CARE-ARLINGTON | | 2 | 1 | 33% | 3 |
| FAMILY MEDICINE AT WATERMAN | | 3 | | | 3 |
| SJH | | | 3 | 100% | 3 |
| MEDEXPRESS URGENT CARE - IRVING | | 3 | | | 3 |
| UNIVERSITY OF MICHIGAN | | 2 | 1 | 33% | 3 |
| CARESPOT-WELLINGTON | | | 3 | 100% | 3 |
| GONZALEZ MD AND ASWAD MD HEALTH SERVICES | | | 3 | 100% | 3 |
| SCIENTIFIC LABORATORY DIVISION | | | 3 | 100% | 3 |
| MEDEXPRESS - NEWARK | | 3 | | | 3 |
| LEE MEMORIAL HEALTH SYSTEM | | 2 | 1 | 33% | 3 |
| MINUTECLINIC DIAGNOSTIC OF NORTH CAROLINA PC #7054 | | 3 | | | 3 |
| FLORIDA MENTOR | | 3 | | | 3 |
| PANCARE HEALTH - ALTHA PUBLIC | | | 3 | 100% | 3 |
| CRESTVIEW IMMEDIATE CARE LL | | | 3 | 100% | 3 |

COVID-19: testing by laboratory

Data through Dec 20, 2020 verified as of Dec 21, 2020 at 09:25 AM

Data in this report are provisional and subject to change.

The numbers in the table below represent the number of Florida and non-Florida residents for whom test results were received by the Department of Health. A person can be tested by more than one laboratory and can have both positive and negative results. **Therefore, the sum of the numbers in each column will be larger than the total number of people tested.**

| Reporting lab | Inconclusive | Negative | Positive | Percent positive | Total |
|--|--------------|----------|----------|------------------|-------|
| THOMAS LANGLEY | | | 3 | 100% | 3 |
| ABSOLUTE HEALTH | | 3 | | | 3 |
| ASPEN VALLEY HOSPITAL | | | 3 | 100% | 3 |
| ST BARNABAS HOSPITAL | | 3 | | | 3 |
| GARCIA MORALES NELSON | | | 3 | 100% | 3 |
| WYOMING DEPT OF HEALTH | | | 3 | 100% | 3 |
| MEDEXPRESS URGENT CARE MARTINSBURG | | 2 | 1 | 33% | 3 |
| AVANTE AT MT DORA | | 1 | 2 | 67% | 3 |
| MD NOW URGENT CARE - DELRAY WEST | | | 3 | 100% | 3 |
| ADRIANA M CASTRO MD PA | | 3 | | | 3 |
| MINUTECLINIC DIAGNOSTIC OF MICHIGAN | | 3 | | | 3 |
| LOUISIANA DEPT. OF HEALTH AND HOSPITALS-INFECTIOUS DISEASE EPI SECTION | | | 3 | 100% | 3 |
| MEDEXPRESS URGENT CARE, BUTLER | | 2 | 1 | 33% | 3 |
| NOVALIFE MEDSPA | | | 3 | 100% | 3 |
| REELFOOT FAMILY WALK IN CLINIC | | 2 | 1 | 33% | 3 |
| MEDEXPRESS URGENT CARE-HERSHEY | | 2 | 1 | 33% | 3 |
| MINUTE CLINIC DIAGNOSTIC OF SC, LLC #42 | | 3 | | | 3 |
| SEA LEVEL LABS | | | 3 | 100% | 3 |
| AMERICAN SCIENTIFIC LABORATORIES LLC | | | 3 | 100% | 3 |
| CGH MEDICAL CENTER | | | 3 | 100% | 3 |
| NORTHWEST FLORIDA CLINICAL LAB | | 1 | 2 | 67% | 3 |
| TELEVISIT PALM BAY FAMILY PRACTICE | | 1 | 2 | 67% | 3 |
| DOCTORS MEDICAL CENTER OF WALTON COUNTY CLINIC | | | 3 | 100% | 3 |
| SURETOX LABORATORY LLC | | 2 | 1 | 33% | 3 |
| VIDANT MEDICAL CENTER | | | 3 | 100% | 3 |
| ABBAY MANOR RETIREMENT RESIDENCE INC | | 3 | | | 3 |
| DISCOVERY VILLAGE AT STUART | | 1 | 2 | 67% | 3 |
| JACKSON SOUTH COMMUNITY HOSPITAL LAB | | | 3 | 100% | 3 |
| XPRESS URGENT CARE LLC | | 3 | | | 3 |
| FLORIDA MEDICAL CL ODOM TPA | | | 3 | 100% | 3 |
| RHEA MEDICAL CENTER | | 3 | | | 3 |
| PM PEDIATRICS OF SELDEN PLLC | | 3 | | | 3 |
| EMORY BENNETT VETERANS NURSING HOME | | 3 | | | 3 |
| SOFTLAB | | | 3 | 100% | 3 |
| MOULTRIE CREEK NURSING AND REHAB | | | 3 | 100% | 3 |
| SIGNATURE CARE PFLUGERVILLE | | | 3 | 100% | 3 |
| GREATER MOBILE URGENT CARE – SPRINGHILL | | | 3 | 100% | 3 |
| ESTATES MEDICAL CENTER INC | | | 3 | 100% | 3 |
| SSM HEALTH ST LOUIS MICROBIOLOGY LABORATORY | | 1 | 2 | 67% | 3 |
| PUBLIC HEALTH TRUST OF MIAMI DADE COUNTY | | | 3 | 100% | 3 |
| BAPTIST PRIMARY CARE, INC. | | 2 | 1 | 33% | 3 |
| GYN PATH SERVICES | | | 3 | 100% | 3 |
| INTERNAL MEDICINE LIPID AND WELNNESS PRACTICE | | | 3 | 100% | 3 |
| PREMIER FAMILY AND SPORTS MEDICINE | | 2 | 1 | 33% | 3 |
| SPRING LAKE REHABILITATION CENTER | | | 3 | 100% | 3 |
| KENTUCKY CABINET FOR HEALTH AND FAMILY SERVICES | | | 3 | 100% | 3 |
| MD NOW MEDICAL CENTER INC | | | 3 | 100% | 3 |

COVID-19: testing by laboratory

Data through Dec 20, 2020 verified as of Dec 21, 2020 at 09:25 AM

Data in this report are provisional and subject to change.

The numbers in the table below represent the number of Florida and non-Florida residents for whom test results were received by the Department of Health. A person can be tested by more than one laboratory and can have both positive and negative results. **Therefore, the sum of the numbers in each column will be larger than the total number of people tested.**

| Reporting lab | Inconclusive | Negative | Positive | Percent positive | Total |
|---|--------------|----------|----------|------------------|-------|
| PPD - IXLAYER | | 3 | | | 3 |
| ENTRUST IMMEDIATE CARE | | | 3 | 100% | 3 |
| CENTRAL DUPAGE HOSPITAL | | | 3 | 100% | 3 |
| MEDEXPRESS URGENT CARE - PRINCETON | | 3 | | | 3 |
| WINDER NURSING INC DBA WINDER HEALTH CARE | | 3 | | | 3 |
| CONSOLIDATED LABORATORY SERVICES | | | 3 | 100% | 3 |
| BAPTIST OUTPATIENT SERVICES | | | 3 | 100% | 3 |
| US SPECIALTY LABS | | | 3 | 100% | 3 |
| DOTHAN WEST FAMILY MEDICINE | | 2 | 1 | 33% | 3 |
| BAPTIST HEALTH MEDICAL CENTER | | | 3 | 100% | 3 |
| FLORIDA DEPARTMENT OF HEALTH IN MIAMI DADE COUNTY | | 2 | 1 | 33% | 3 |
| SANDGATE GARDENS REHAB & NURSING CENTER | | 2 | 1 | 33% | 3 |
| COURTYARD GARDENS OF BOYNTON BEACH, LLC | | 1 | 2 | 67% | 3 |
| LIFEHOPE LABS | | | 3 | 100% | 3 |
| MARION COUNTY FIRE RESCUE | | 3 | | | 3 |
| CARE ONE PRIMARY CARE | | | 3 | 100% | 3 |
| URGENT DOC - URGENT CARE CLINIC | | | 3 | 100% | 3 |
| KEY WEST URGENT CARE, INC | | 3 | | | 3 |
| MEDEXPRESS URGENT CARE - HUNTINGTON WE | | 3 | | | 3 |
| MEDICAL CENTER ENTERPRISE | | | 3 | 100% | 3 |
| SEMINOLE FAMILY HEALTH CENTER | | 3 | | | 3 |
| AUSTIN PUBLIC HEALTH | | | 3 | 100% | 3 |
| LEESBURG COMMUNITY HEALTH CENTERS | | | 3 | 100% | 3 |
| CULLMAN REGIONAL MEDICAL CENTER | | 2 | 1 | 33% | 3 |
| PREMIER CLINICAL RESEARCH INSTITUTE INC | | | 3 | 100% | 3 |
| MEDICAL CENTER AFFILIATES WEST PALM | | | 3 | 100% | 3 |
| MEDEXPRESS URGENT CARE, JOHNSTOWN | | 2 | 1 | 33% | 3 |
| ADVENT HEALTH - TIMBERRIDGE ER | | 2 | 1 | 33% | 3 |
| GENOME LLC | 1 | | 2 | 67% | 3 |
| DICKSON MEDICAL ASSOCIATES PC PATH LAB | | 3 | | | 3 |
| PULSE & REMEDY LLC | | | 3 | 100% | 3 |
| NOVANT HEALTH PRESBYTERIAN | | 2 | 1 | 33% | 3 |
| DACH MAIN LAB | | | 3 | 100% | 3 |
| ORLANDO REGIONAL HEALTH SERVICES | | 1 | 2 | 67% | 3 |
| CAPITAL HEALTH LABORATORY INC | | | 3 | 100% | 3 |
| BOLING, STEPHANIE | | 3 | | | 3 |
| MEDEXPRESS URGENT CARE - WASHINGTON | | 3 | | | 3 |
| MEDEXPRESS URGENT CARE - KOKOMO | | 3 | | | 3 |
| ASSOCIATES MD CYPRESS CREEK | | | 3 | 100% | 3 |
| VITAS HEALTHCARE | | | 3 | 100% | 3 |
| CORTLAND REGIONAL MEDICAL CENTER | | 3 | | | 3 |
| MEDEXPRESS URGENT CARE - MIDLOTHIAN | | 3 | | | 3 |
| INDIANA STATE DEPARTMENT OF HEALTH | | 1 | 2 | 67% | 3 |
| State Lab Unspecifd | | | 3 | 100% | 3 |
| PALM BEACH CDH - DELRAY BEACH | | | 3 | 100% | 3 |
| VAIL VALLEY MEDICAL CENTER | | | 3 | 100% | 3 |
| REGIONAL MEDICAL LAB | | | 3 | 100% | 3 |

COVID-19: testing by laboratory

Data through Dec 20, 2020 verified as of Dec 21, 2020 at 09:25 AM

Data in this report are provisional and subject to change.

The numbers in the table below represent the number of Florida and non-Florida residents for whom test results were received by the Department of Health. A person can be tested by more than one laboratory and can have both positive and negative results. **Therefore, the sum of the numbers in each column will be larger than the total number of people tested.**

| Reporting lab | Inconclusive | Negative | Positive | Percent positive | Total |
|--|--------------|----------|----------|------------------|-------|
| BOCA BIOLISTICS LLC | | | 3 | 100% | 3 |
| NYC PUBLIC HEALTH LABS | | | 3 | 100% | 3 |
| PINELLAS PARK HEALTH CENTER - PINELLAS CHD | | 1 | 2 | 67% | 3 |
| THE CLINIC OF PEDIATRICS & GI MEDICINE, INC | | | 3 | 100% | 3 |
| LEE CONVENIENT CARE AT SUMMERLIN | | | 3 | 100% | 3 |
| INNOVATIVE COVID-DIVERSEY | | | 3 | 100% | 3 |
| FLORIDA MENTOR-POINT WEST CLUSTER | | 3 | | | 3 |
| TULLAHOMA HMA, LLC | | 2 | 1 | 33% | 3 |
| HAWTHORNE INN OF LAKELAND | | 3 | | | 3 |
| ADVENTHEALTH CAR CENTER APOPKA | | | 3 | 100% | 3 |
| MEDEXPRESS URGENT CARE - BEECH GROVE | | 3 | | | 3 |
| MEDEXPRESS URGENT CARE - TEAYS VALLEY | | 3 | | | 3 |
| CARE ATC - CITY OF BOYNTON BEACH | | | 3 | 100% | 3 |
| CULLMAN REGIONAL URGENT CARE | | 2 | 1 | 33% | 3 |
| ADVENTHEALTH SEBRING- INFECTION CONTROL DEPARTMENT | | | 3 | 100% | 3 |
| DEPARTMENT OF PATHOLOGY ROME MEMORIAL | | 3 | | | 3 |
| BRADENTON PHYSICIAN MEDICAL CENTER | | | 3 | 100% | 3 |
| MEDICAL UNIVERSITY SC HOSPITAL | | | 3 | 100% | 3 |
| COURTYARD GARDENS OF JUPITER | | 3 | | | 3 |
| LEWIS COUNTY MANOR | | 3 | | | 3 |
| PM PEDIATRICS OF BAYSIDE PLLC | | 3 | | | 3 |
| WINDSOR OF LAKEWOOD RANCH,THE | | 3 | | | 3 |
| VELOCITY CARE | | | 3 | 100% | 3 |
| ST LUKES HOSPITAL LABORATORY | | 2 | 1 | 33% | 3 |
| MEDEXPRESS URGENT CARE - LAFAYETTE | | 3 | | | 3 |
| VILLAGES HEALTH, THE | | 3 | | | 3 |
| Nashville Central Laboratory | | 3 | | | 3 |
| MAGNOLIA PEDIATRICS GROUP LLC | | | 3 | 100% | 3 |
| PARTNERS PHARMACY OF FLORIDA LLC | | 3 | | | 3 |
| BEEBE MEDICAL CENTER LABORATORY | | 3 | | | 3 |
| THOMAS INTERNAL MEDICINE | | 3 | | | 3 |
| TIFTON CARECONNECT URGENT CARE | | | 3 | 100% | 3 |
| AMELIA ASSISTED LIVING FACILITY | | 3 | | | 3 |
| MONTANA DEPARTMENT OF PUBLIC HEALTH & HUMAN SERVICES | | | 3 | 100% | 3 |
| ALABAMA DEPARTMENT OF PUBLIC HEALTH | | 1 | 2 | 67% | 3 |
| UNITY HEALTH AND REHABILITATION CENTER | | | 3 | 100% | 3 |
| COLLIER BLVD HMA PHYSICIAN MANAGEMENT,, LLC | | | 3 | 100% | 3 |
| PHYSICIANS IMMEDIATE CARE ELGIN | | | 3 | 100% | 3 |
| TERENCE B MITCHELL MD, INC | | | 3 | 100% | 3 |
| LONGWOOD PEDIATRICS LLC | | | 3 | 100% | 3 |
| KISSIMMEE URGENT CARE | | 3 | | | 3 |
| BAY BREEZE HEALTH AND REHABILITATION CENTER | | 3 | | | 3 |
| NOVADX | | 2 | 1 | 33% | 3 |
| PALMS WEST HOSPITAL | | | 3 | 100% | 3 |
| BAY COUNTY HEALTH DEPARTMENT | | 3 | | | 3 |
| URGENT TEAM - HUNTSVILLE | | 3 | | | 3 |
| Bainbridge Health and Rehab | | 3 | | | 3 |

COVID-19: testing by laboratory

Data through Dec 20, 2020 verified as of Dec 21, 2020 at 09:25 AM

Data in this report are provisional and subject to change.

The numbers in the table below represent the number of Florida and non-Florida residents for whom test results were received by the Department of Health. A person can be tested by more than one laboratory and can have both positive and negative results. **Therefore, the sum of the numbers in each column will be larger than the total number of people tested.**

| Reporting lab | Inconclusive | Negative | Positive | Percent positive | Total |
|---|--------------|----------|----------|------------------|-------|
| ADVENT HEALTH - CENTRAL PASCO ER | | | 3 | 100% | 3 |
| MEDEXPRESS URGENT CARE PLEASANT HILLS | | 3 | | | 3 |
| SunTerrace Health Care Center | | 3 | | | 3 |
| AVANTE INVERNESS | | 1 | 2 | 67% | 3 |
| FLORIDA CLINICAL LABORATORY - BIOREFERENCE LABORATORIES | | 2 | 1 | 33% | 3 |
| NORTH SHORE HOSP. INFECTION CONTROL | | | 3 | 100% | 3 |
| ORANGE PARK PEDIATRICS | | | 3 | 100% | 3 |
| NEWSTAR MEDICAL LABORATORIES | | 3 | | | 3 |
| PARRISH MEDICAL CENTER-WAIVED TESTING | | 3 | | | 3 |
| WANTAGH URGENT CARE | | 3 | | | 3 |
| BARONESS ERLANGER HOSPITAL | | 3 | | | 3 |
| MPG JACKSONVILLE ATLANTIC BLVD | | 1 | 2 | 67% | 3 |
| ELITE PRIMARY CARE OF WAYCROSS | | | 3 | 100% | 3 |
| HEALTHCARE NETWORK OF SOUTHWEST FLORIDA | | | 3 | 100% | 3 |
| BIG BEND HOSPICE INC | | 3 | | | 3 |
| CROSSVILLE MEDICAL GROUP | | 1 | 2 | 67% | 3 |
| LAFAYETTE NURSING AND REHAB | | | 3 | 100% | 3 |
| ESTERO FIRE RESCUE | | 3 | | | 3 |
| SHEEPSHEAD BAY URGENT CARE | | 3 | | | 3 |
| PEDIATRICS AND ADOLESCENT MEDICINE | | 2 | 1 | 33% | 3 |
| INSPIRA MEDICAL CENTER VINELAND LAB | | 2 | 1 | 33% | 3 |
| VA OUTPATIENT CLINIC-NEW PORT RICHEY | | | 3 | 100% | 3 |
| CAREWELL URGENT CARE | | | 3 | 100% | 3 |
| ADVENTHEALTH MEDICAL GROUP PEDIATRIC & ADOLESCENT | | 3 | | | 3 |
| NORTH SHORE HEMATOLOGY-ONCOLOGY ASSOCIATES, PC | | 3 | | | 3 |
| CITIZENS BAPTIST MEDICAL CENTERS LAB | | 3 | | | 3 |
| BETH ISRAEL MEDICAL CENTER LABS | | 3 | | | 3 |
| UNC HOSPITAL/MCLENDON CLINICAL LABORATORIES | | | 3 | 100% | 3 |
| ADVENT HEALTH MEDICAL GROUP- FAMILY MEDICINE AT DR. PHILIPS | | | 3 | 100% | 3 |
| Orchid Cove at Sarasota | | 3 | | | 3 |
| MEDEXPRESS URGENT CARE - SOUTH PARKERSBURG | | 3 | | | 3 |
| QUATRACOR PLLC | | 3 | | | 3 |
| GROVES CENTER | | | 3 | 100% | 3 |
| APEX CLINICAL LABORATORIES INC | | 3 | | | 3 |
| MAYO | | 1 | 2 | 67% | 3 |
| LOYOLA UNIVERSITY MEDICAL CENTER LABORATORY | | | 3 | 100% | 3 |
| MOBIL LAB FOR ALL INC | | 3 | | | 3 |
| MEDEXPRESS URGENT CARE-NESHANNOCK TWP | | 2 | 1 | 33% | 3 |
| OPENTRONS PRL | | 2 | 1 | 33% | 3 |
| FLORIDA HEALTH CARE PLANS STIRLING CENTER | | | 3 | 100% | 3 |
| CORTLAND COUNTY HEALTH DEPARTMENT | | 3 | | | 3 |
| FLORIDA MEDICAL CLINIC IM MLK | | 3 | | | 3 |
| ACCESS HEALTH CARE | | 2 | 1 | 33% | 3 |
| SUNSHINE PEDIATRICS OF CENTRAL FLORIDA PL | | 1 | 2 | 67% | 3 |
| ARDEN COURTS OF PALM HARBOR | | | 3 | 100% | 3 |
| NEMOURS CHILDRENS PRIMARY CARE HORIZON WEST | | | 3 | 100% | 3 |
| PALMS, THE | | 3 | | | 3 |

COVID-19: testing by laboratory

Data through Dec 20, 2020 verified as of Dec 21, 2020 at 09:25 AM

Data in this report are provisional and subject to change.

The numbers in the table below represent the number of Florida and non-Florida residents for whom test results were received by the Department of Health. A person can be tested by more than one laboratory and can have both positive and negative results. **Therefore, the sum of the numbers in each column will be larger than the total number of people tested.**

| Reporting lab | Inconclusive | Negative | Positive | Percent positive | Total |
|--|--------------|----------|----------|------------------|-------|
| BMC/JACSONVILLE | | 1 | 1 | 50% | 2 |
| PLASMA MED RESEARCH DBA | | 2 | | | 2 |
| COASTAL COMPLETE CARE | | | 2 | 100% | 2 |
| CEDARS-SINAI MEDICAL CENTER | | | 2 | 100% | 2 |
| MARCO ISLAND HOSPITAL INC D/B/A | | 1 | 1 | 50% | 2 |
| MINUTECLINIC DIAG OF IND LLC #1138 | | 1 | 1 | 50% | 2 |
| LACORP | | 1 | 1 | 50% | 2 |
| INDIANA STATE DEPARTMENT OF HEALTH LABORATORIES | | | 2 | 100% | 2 |
| ADVENTHEALTH EAST ORLANDO EMPLOYEE CLINIC | | 2 | | | 2 |
| CONSULATE HEALTH CARE | | 1 | 1 | 50% | 2 |
| PREMIER MEDICAL LABORATORY | | | 2 | 100% | 2 |
| LIFE CARE HOME HEALTH SERVICES LLC | | | 2 | 100% | 2 |
| CRUC CMCH-COVID-19 | | 2 | | | 2 |
| BRITO MEDICAL CENTER | | | 2 | 100% | 2 |
| AFFORDABLE PRIMARY CARE LLC | | 2 | | | 2 |
| UNIVERSITY OF KANSAS MEDICAL CENTER | | | 2 | 100% | 2 |
| TENNESSEE DEPARTMENT OF HEALTH (TDH) - REGIONAL LABORATORY | | | 2 | 100% | 2 |
| MINUTE CLINIC DIAGNOSTIC OF NORTH CAROLINA | | 2 | | | 2 |
| CLEAR LAKE REGIONAL MEDICAL CENTER | | | 2 | 100% | 2 |
| PIEDMONT HOSPITAL LAB | | | 2 | 100% | 2 |
| CARE 365 | | | 2 | 100% | 2 |
| BERGEN COUNTY SURGICAL AND ENDOSCOPY CENTER | | 2 | | | 2 |
| Magnolia Health and Rehab Center | | | 2 | 100% | 2 |
| ASSOCIATES IN MEDICINE | | | 2 | 100% | 2 |
| WHOLE CHILD PEDIATRICS | | | 2 | 100% | 2 |
| FLORIDA MEDICAL CLINIC RADIOLOGY DALE MABRY | | 2 | | | 2 |
| NCH NORTH NAPLES HOSPITAL | | | 2 | 100% | 2 |
| SUN TERRACE HEALTH CARE CENTER | | | 2 | 100% | 2 |
| SUNNYSIDE MANOR | | 2 | | | 2 |
| CPL LABS | | | 2 | 100% | 2 |
| ASCENSION ST MICHAEL'S HOSPITAL LAB | | 1 | 1 | 50% | 2 |
| AMERICAN MEDICAL LABORATORIES | | | 2 | 100% | 2 |
| RIVER CITY MEDICAL ASSOCIATES INC | | | 2 | 100% | 2 |
| SOUTHERN TENNESSEE MEDICAL CENTER | | | 2 | 100% | 2 |
| Lake Charles Healthcare LLC dba Landmark Lake Charles | | | 2 | 100% | 2 |
| Bedford Care Center of Hattiesburg | | 2 | | | 2 |
| ALLIANCE PEDIATRICS PA | | | 2 | 100% | 2 |
| VERILY LIFE SCIENCES | | 2 | | | 2 |
| PROPATH | | | 2 | 100% | 2 |
| FLORIDA CLINICAL LABORATORY INC | | | 2 | 100% | 2 |
| UNIVERSITY OF MISSOURI HEALTH CARE | | | 2 | 100% | 2 |
| MAGNOLIA ADULT, LLC | | | 2 | 100% | 2 |
| REMISE OCCUPATIONAL HEALTH SOLUTIONS INC | | | 2 | 100% | 2 |
| LATCHER LABORATORY OF A O FOX MEMORIAL | | 2 | | | 2 |
| SOUTHERN LABORATORY SERVICES OF NWF | | 2 | | | 2 |
| MINUTE CLINIC DIAGNOSTIC OF SOUTH CAROLINA | | 1 | 1 | 50% | 2 |
| CARESPOT EXPRESS HEALTHCARE | | | 2 | 100% | 2 |

COVID-19: testing by laboratory

Data through Dec 20, 2020 verified as of Dec 21, 2020 at 09:25 AM

Data in this report are provisional and subject to change.

The numbers in the table below represent the number of Florida and non-Florida residents for whom test results were received by the Department of Health. A person can be tested by more than one laboratory and can have both positive and negative results. **Therefore, the sum of the numbers in each column will be larger than the total number of people tested.**

| Reporting lab | Inconclusive | Negative | Positive | Percent positive | Total |
|--|--------------|----------|----------|------------------|-------|
| BAYSTATE MEDICAL CENTER | | 1 | 1 | 50% | 2 |
| FLORIDA MEDICAL ASSOCIATES LLC | | | 2 | 100% | 2 |
| FIRST CARE - MIDDLESBORO | | | 2 | 100% | 2 |
| LINCOLN MEDICAL CENTER | | 2 | | | 2 |
| SCIENTIA DIAGNOSTICS | | | 2 | 100% | 2 |
| MEDEXPRESS URGENT CARE - WEST ST PAUL, ROBERT ST S | | 2 | | | 2 |
| OHIO HEALTH DOCTORS HOSPITAL | | | 2 | 100% | 2 |
| MINUTECLINIC DIAGNOSTIC OF OHIO #6192 | | 2 | | | 2 |
| ADVICE FOR OPTIMAL WELLNESS | | | 2 | 100% | 2 |
| Cleveland Clinic Weston | | | 2 | 100% | 2 |
| RAINY LAKE MEDICAL CENTER | | | 2 | 100% | 2 |
| NOT GIVEN | | 1 | 1 | 50% | 2 |
| MEDEXPRESS URGENT CARE GREENSBURG | | 2 | | | 2 |
| YOUTH AND YOU, INC | | 2 | | | 2 |
| INSPIRIT SENIOR LIVING | | | 2 | 100% | 2 |
| FIRST CHOICE MEDICAL PC | | | 2 | 100% | 2 |
| JULIE STAATS DO | | 2 | | | 2 |
| Lakeview Village | | 2 | | | 2 |
| MD NOW URGENT CARE CENTER INC. | | | 2 | 100% | 2 |
| PANCARE HEALTH - PONCE DE LEON | | | 2 | 100% | 2 |
| FAMILY FIRST PEDIATRICS | | | 2 | 100% | 2 |
| LILY PHARMACY | | 2 | | | 2 |
| MEDEXPRESS URGENT CARE - HOLLINS | | 2 | | | 2 |
| VILLA HEALTH NH LLC | | | 2 | 100% | 2 |
| VA PRIMARY CARE ANNEX | | | 2 | 100% | 2 |
| BROOKDALE ORANGE PARK | | 2 | | | 2 |
| ATLAS GENOMICS | | | 2 | 100% | 2 |
| TMH PHYSICIAN PARTNERS SOUTHWOOD | | | 2 | 100% | 2 |
| SUMNER REGIONAL MEDICAL CENTER | | 2 | | | 2 |
| PEACE RIVER MEDICAL CENTER | | 2 | | | 2 |
| NATIONAL JEWISH HEALTH | | | 2 | 100% | 2 |
| EASTLAKE MEDICAL CENTER | | 2 | | | 2 |
| SANIBEL MEDICAL CLINIC | | | 2 | 100% | 2 |
| PUTNAM COUNTY EMERGENCY RESCUE SERVICE | | 2 | | | 2 |
| FL DEPT OF HEALTH MARION COUNTY MOBILE HEALTH UNIT | | | 2 | 100% | 2 |
| ELMHURST MEMORIAL HOSPITAL | | | 2 | 100% | 2 |
| DRR JMC URGENT CARE DONALD ROSS | | | 2 | 100% | 2 |
| GOLDSTEIN | | | 2 | 100% | 2 |
| LAB CORP OF AMER SAN DIEGO | | | 2 | 100% | 2 |
| AMEDISYS HOME HEALTH OF GREENVILLE | | | 2 | 100% | 2 |
| URGENT CARE USA LLC | | | 2 | 100% | 2 |
| DEPT OF HEALTH | | | 2 | 100% | 2 |
| MEDEXPRESS URGENT CARE FOX CHAPEL | | 2 | | | 2 |
| WOMENS CARE FLORIDA LLC-LABORATORY | | 2 | | | 2 |
| SPECTRA LABS | | 1 | 1 | 50% | 2 |
| COL CROSSROAD | | 1 | 1 | 50% | 2 |
| SURFSIDE URGENT CARE | | | 2 | 100% | 2 |

COVID-19: testing by laboratory

Data through Dec 20, 2020 verified as of Dec 21, 2020 at 09:25 AM

Data in this report are provisional and subject to change.

The numbers in the table below represent the number of Florida and non-Florida residents for whom test results were received by the Department of Health. A person can be tested by more than one laboratory and can have both positive and negative results. **Therefore, the sum of the numbers in each column will be larger than the total number of people tested.**

| Reporting lab | Inconclusive | Negative | Positive | Percent positive | Total |
|---|--------------|----------|----------|------------------|-------|
| GULF COAST IMMEDIATE CARE CENTER | | 1 | 1 | 50% | 2 |
| THE HOSPITAL OF PROVIDENCE EMERGENCY ROOM | | | 2 | 100% | 2 |
| MID - FLORIDA PATHOLOGY LLC | | 1 | 1 | 50% | 2 |
| Clearwater Center | | 2 | | | 2 |
| NEW BRIDGE MEDICAL CENTER | | 2 | | | 2 |
| ONE MEDICAL GROUP | | 1 | 1 | 50% | 2 |
| BAYSHORE MEDICAL CENTER | | | 2 | 100% | 2 |
| EXPRESSCARE URGENT CARE CENTER | | | 2 | 100% | 2 |
| MEDEXPRESS URGENT CARE-WILKINS TOWNSHIP, WILLIAM PENN HIGHWAY | | 2 | | | 2 |
| PTC LABORATORIES | | | 2 | 100% | 2 |
| Alden Des Plaines | | | 2 | 100% | 2 |
| CCRX OF NORTH CAROLINA, LLC | | 1 | 1 | 50% | 2 |
| TULANE MEDICAL CENTER | | | 2 | 100% | 2 |
| NEW GEN LABS | | | 2 | 100% | 2 |
| JUPITER MEDICAL CENTER URGENT CARE - STUART | | | 2 | 100% | 2 |
| BAPTIST HEALTHCARE - LAKEVIEW CENTER INC | | 2 | | | 2 |
| MEDICINE SHOPPE #1306 THE | | 1 | 1 | 50% | 2 |
| ADVICE FOR OPTIMAL WELLNESS, INC | | | 2 | 100% | 2 |
| UNIVERSITY HOSPITAL OF BROOKLYN | | 2 | | | 2 |
| LEE PHYSICIAN GROUP | | 1 | 1 | 50% | 2 |
| SKIPPACK MEDICAL LAB | | | 2 | 100% | 2 |
| Parkridge Specialty Care | | 2 | | | 2 |
| ADVOCATE SHERMAN HOSPITAL | | | 2 | 100% | 2 |
| MEDEXPRESS URGENT CARE, CHAMBERSBURG | | 2 | | | 2 |
| PALM MEDICAL CENTER - PLANT CITY | | 2 | | | 2 |
| MINUTE CLINIC DIAGNOSTIC OF NEW JERSEY | | 2 | | | 2 |
| University Center East | | | 2 | 100% | 2 |
| JOHNSON CITY MEDICAL CENTER | | 1 | 1 | 50% | 2 |
| FLORIDA KEYS PED & ADOLES CTR | | | 2 | 100% | 2 |
| NOVA SOUTHEASTERN UNIVERSITY - STUDENT MEDICAL CTR | | | 2 | 100% | 2 |
| NEMOURS CHILDREN'S PRIMARY CARE THE VILLAGES | | 2 | | | 2 |
| PEACEHEALTH CENTRAL | | 2 | | | 2 |
| PUBLIC HEALTH LABORATORY | 1 | | 1 | 50% | 2 |
| CVS MINUTE CLINIC DIAGNOSTIC OF VIRGINIA | | 2 | | | 2 |
| DMC UNIVERSITY LABORATORIES | | 1 | 1 | 50% | 2 |
| MINUTECLINIC DIAGNOSTIC PA #7110 | | 2 | | | 2 |
| MC DIAGNOSTIC OF CONNECTICUT PC #459 | | 2 | | | 2 |
| FLORIDA MEDICAL CENTER OF CLEARWATER | | 2 | | | 2 |
| CELEBRATION PEDIATRICS PA | | | 2 | 100% | 2 |
| ARCPOINT LABS OF ALTAMONTE SPRINGS | | | 2 | 100% | 2 |
| SACRED HEART HEALTH SYSTEM INC | | 2 | | | 2 |
| NLC LABS | | | 2 | 100% | 2 |
| ROPER HOSPITAL | | | 2 | 100% | 2 |
| ADVENT HEALTH CENTRAL TEXAS | | 1 | 1 | 50% | 2 |
| SIGNATURE CARE LEWISVILLE-EMERGENCY CENTER | | 1 | 1 | 50% | 2 |
| PARADIGM LABORATORIES | | | 2 | 100% | 2 |
| FLORIDA MEDICAL CLINIC CARDIOLOGY-ZH | | | 2 | 100% | 2 |

COVID-19: testing by laboratory

Data through Dec 20, 2020 verified as of Dec 21, 2020 at 09:25 AM

Data in this report are provisional and subject to change.

The numbers in the table below represent the number of Florida and non-Florida residents for whom test results were received by the Department of Health. A person can be tested by more than one laboratory and can have both positive and negative results. **Therefore, the sum of the numbers in each column will be larger than the total number of people tested.**

| Reporting lab | Inconclusive | Negative | Positive | Percent positive | Total |
|---|--------------|----------|----------|------------------|-------|
| CHAPPEL GROUP RESEARCH, THE | | 2 | | | 2 |
| MEDEXPRESS URGENT CARE-SCOTT TOWNSHIP | | 2 | | | 2 |
| IN & OUT URGENT CARE METAIRIE | | | 2 | 100% | 2 |
| LEGACY LABORATORY SERVICES | | | 2 | 100% | 2 |
| ADVENT HEALTH MEDICAL GROUP FAMILY MEDICINE | | | 2 | 100% | 2 |
| PALM BAY COMMUNITY OUTPATIENT CLINIC | | 2 | | | 2 |
| BAHIA OAKS LODGE | | 2 | | | 2 |
| RELIANT IMMUNE DIAGNOSTICS | | | 2 | 100% | 2 |
| MIDDLE TENN MENTAL HEALTH INSTITUTE | | 2 | | | 2 |
| DELAWARE DIAGNOSTICS LABS | | | 2 | 100% | 2 |
| BIOHEALTH MEDICAL LAB INC | | | 2 | 100% | 2 |
| Robert Cranfield | | | 2 | 100% | 2 |
| HANOVER ENDOSCOPY CENTER | | 2 | | | 2 |
| SIGNATURE HEALTHCARE OF MIDDLEBURG | | 2 | | | 2 |
| ALLIED PHYSICIANS GROUP PLLC | | 2 | | | 2 |
| Workmens Circle Multicare Center | | 2 | | | 2 |
| FLORIDA MEDICAL CLINIC -INTERNAL MED DADE CITY | | | 2 | 100% | 2 |
| COASTAL LABORATORIES OF FLORIDA | | | 2 | 100% | 2 |
| MAWD PATHOLOGY GROUP | | | 2 | 100% | 2 |
| BAYFRONT HEALTH - CONVENIENT CARE NORTHEAST | | | 2 | 100% | 2 |
| ADVANCED URGENT CARE OF MARATHON | | | 2 | 100% | 2 |
| JACKSON LABORATORY OF GENOMIC MEDICINE | | 2 | | | 2 |
| MEDEXPRESS URGENT CARE - SPRINGDALE, S 40TH STREET | | 2 | | | 2 |
| MARTIN MEDICAL CENTER INC | | 1 | 1 | 50% | 2 |
| FLORIDA DEPARTMENT OF HEALTH (FDOH) | | | 2 | 100% | 2 |
| SIMEDHEALTH LLC | | 2 | | | 2 |
| CVS MINUTE CLINIC DIAGNOSTIC MED GRP | | 2 | | | 2 |
| CALIFORNIA DIVISION OF COMMUNICABLE DISEASE CONTROL | | | 2 | 100% | 2 |
| CLAY PRIMARY & FAMILY CARE LLC | | | 2 | 100% | 2 |
| STEWART ST ELIZABETH MEDICAL CENTER | | | 2 | 100% | 2 |
| NORTHWELL HEALTH | | | 2 | 100% | 2 |
| WEST COAST PEDIATRICS | | | 2 | 100% | 2 |
| THE CLUB AT BOYNTON BEACH, LLC | | | 2 | 100% | 2 |
| Great Lakes Health Center | | | 2 | 100% | 2 |
| HOLY FAMILY MEDICAL CENTER | | 1 | 1 | 50% | 2 |
| SCIENTIFIC LABORATORY COMPANY | | 2 | | | 2 |
| BFT LAB | | | 2 | 100% | 2 |
| COOK HOSPITAL AND CARE CENTER | | 1 | 1 | 50% | 2 |
| ORMOND BEACH URGENT CARE | | | 2 | 100% | 2 |
| BETHPAGE EXTENDED HOURS CENTER | | 2 | | | 2 |
| LEXINGTON PLACE | | | 2 | 100% | 2 |
| SPARROW CENTRAL LAB | | | 2 | 100% | 2 |
| SOUTH DAKOTA DEPARTMENT OF HEALTH | | 2 | | | 2 |
| MID-FLORIDA HEMATOLOGY AND ONCOLOGY CENTERS | | 2 | | | 2 |
| BAYCARE MEDICAL GROUP | | | 2 | 100% | 2 |
| ADVANCED RESEARCH FOR HEALTH IMPROVEMENT | | 1 | 1 | 50% | 2 |
| GENETIC ASSAYS INC | | | 2 | 100% | 2 |

COVID-19: testing by laboratory

Data through Dec 20, 2020 verified as of Dec 21, 2020 at 09:25 AM

Data in this report are provisional and subject to change.

The numbers in the table below represent the number of Florida and non-Florida residents for whom test results were received by the Department of Health. A person can be tested by more than one laboratory and can have both positive and negative results. **Therefore, the sum of the numbers in each column will be larger than the total number of people tested.**

| Reporting lab | Inconclusive | Negative | Positive | Percent positive | Total |
|--|--------------|----------|----------|------------------|-------|
| ST VINCENTS AMBULATORY CARE INC DBA | | | 2 | 100% | 2 |
| MEDEXPRESS URGEN CARE - EAST BRUNSWICK | | 2 | | | 2 |
| PruittHealth Lakehaven | | 2 | | | 2 |
| MED FUSION | | | 2 | 100% | 2 |
| MEDEXPRESS URGENT CARE LAVALE | | 2 | | | 2 |
| WISE HEALTH SYSTEM | | 1 | 1 | 50% | 2 |
| VIGILINT HEALTHCARE | | 1 | 1 | 50% | 2 |
| Heartland Healthcare Center Boca Raton | | | 2 | 100% | 2 |
| EAST NAPLES PEDIATRICS | | | 2 | 100% | 2 |
| ARKANSAS DEPARTMENT OF HEALTH | | | 2 | 100% | 2 |
| MEDEXPRESS URGENT CARE-SELINGSGROVE | | 2 | | | 2 |
| VIRGINIA DEPT OF HEALTH OFFICE OF EPIDEMIOLOGY | | | 2 | 100% | 2 |
| SCDHEC BUREAU OF LABORATORIES | | | 2 | 100% | 2 |
| SWEETWATER NURSING CENTER | | 2 | | | 2 |
| ACCESS LABORATORIES LLC | | | 2 | 100% | 2 |
| OHIO DEPARTMENT OF HEALTH | | | 2 | 100% | 2 |
| Jackson Health Care Facility | | | 2 | 100% | 2 |
| UNIVERSITY OF ILLINOIS HOSPITAL | | | 2 | 100% | 2 |
| HCR MANOR CARE SERVICES OF FLORIDA III INC | | 2 | | | 2 |
| HAWAII DEPARTMENT OF HEALTH | | | 2 | 100% | 2 |
| AUSTIN REGIONAL CLINIC MICROBIOLOGY LAB | | | 2 | 100% | 2 |
| MINUTE CLINIC DIAGNOSTIC OF PENNSYLVANIA | | 2 | | | 2 |
| CVS MINUTE CLINIC DIAGNOSTIC | | 2 | | | 2 |
| UNITED MEMORIAL MEDICAL CENTER | | | 2 | 100% | 2 |
| SUPERIOR RESIDENCES OF CLERMONT | | 2 | | | 2 |
| MEDEXPRESS URGENT CARE - STATE COLLEGE | | 2 | | | 2 |
| SOUTHEAST GEORGIA HEALTH SYSTEM | | | 2 | 100% | 2 |
| STEWART MELBOURNE HOSPITAL, INC | | | 2 | 100% | 2 |
| ASPIRUS RIVERVIEW HOSPITAL & CLINICS INC | | 1 | 1 | 50% | 2 |
| RIVERVIEW MEDICAL CLINIC | | 2 | | | 2 |
| CARENOW URGENT CARE-DONELSON | | 2 | | | 2 |
| PINECREST PEDIATRICS GROUP LLC | | | 2 | 100% | 2 |
| MORGAN STANLEY HEALTH CENTER | | 2 | | | 2 |
| VENICE GREEN VILLAGE | | 2 | | | 2 |
| ASHLEY PEDIATRICS | | | 2 | 100% | 2 |
| LIFE CARE CENTER OF PALM BAY | | 2 | | | 2 |
| SPECTRUM HEALTH | | | 2 | 100% | 2 |
| ACL LABORATORIES INDUSTRIAL TOXICOLOGY | | | 2 | 100% | 2 |
| PALMETTO FAMILY HEALTH CENTER | | | 2 | 100% | 2 |
| PHYSICIANS REGIONAL MEDICAL CTR - COLLIER BLVD | | | 2 | 100% | 2 |
| MEDEXPRESS URGENT CARE - FREDERICK | | 2 | | | 2 |
| Life Care Center of Orlando | | | 2 | 100% | 2 |
| ST. CLOUD PHARMACY AND WELLNESS CENTER | | 2 | | | 2 |
| MAIN STREET MEDICAL CENTERS | | 2 | | | 2 |
| EMERALD COAST CENTER | | | 2 | 100% | 2 |
| WASHINGTON STATE DEPARTMENT OF HEALTH PUBLIC HEALTH LABORATORIES | | | 2 | 100% | 2 |
| MORTON PLANT NORTH BAY HOSPITAL | | | 2 | 100% | 2 |

COVID-19: testing by laboratory

Data through Dec 20, 2020 verified as of Dec 21, 2020 at 09:25 AM

Data in this report are provisional and subject to change.

The numbers in the table below represent the number of Florida and non-Florida residents for whom test results were received by the Department of Health. A person can be tested by more than one laboratory and can have both positive and negative results. **Therefore, the sum of the numbers in each column will be larger than the total number of people tested.**

| Reporting lab | Inconclusive | Negative | Positive | Percent positive | Total |
|---|--------------|----------|----------|------------------|-------|
| MOBILE COUNTY HEALTH DEPARTMENT | | 1 | 1 | 50% | 2 |
| INA | | 1 | 1 | 50% | 2 |
| THE LITTLE CLINIC | | | 2 | 100% | 2 |
| MORRISTOWN MEMORIAL HOSPITAL | | 2 | | | 2 |
| MEDEXPRESS URGENT CARE - OMAHA N 72 ST | | 2 | | | 2 |
| OUR LADY OF THE LAKE REGIONAL MEDICAL CENTER | | | 2 | 100% | 2 |
| HUNTERS CREEK PEDIATRICS | | 2 | | | 2 |
| Warren Center for Rehabilitation and Nursing | | 2 | | | 2 |
| KINGS BAY PEDIATRICS LLC | | | 2 | 100% | 2 |
| TRICORE REFERENCE LABORATORY | | 1 | 1 | 50% | 2 |
| METHODIST MANSFIELD MEDICAL CENTER | | | 2 | 100% | 2 |
| MINUTE CLINIC DIAGNOSTIC OF MICHIGAN PC | | 2 | | | 2 |
| PRESBYTERIAN HOME | | 2 | | | 2 |
| GULF COAST REGIONAL MEDICAL CARE | | 2 | | | 2 |
| DALLAS MEDICAL CENTER | | | 2 | 100% | 2 |
| ALL PEDIATRIC CARE PA | | | 2 | 100% | 2 |
| STANFORD HEALTH CARE ANATOMIC PATHOLOGY & CLINICAL LAB | | | 2 | 100% | 2 |
| ADVANCED URGENT CARE LLC | | | 2 | 100% | 2 |
| EMORY UNIVERSITY HOSPITAL | | | 2 | 100% | 2 |
| ST LUKES HOSPITAL | | | 2 | 100% | 2 |
| MONTEFIORE MEDICAL CENTER LABS MONTEFIORE | | 1 | 1 | 50% | 2 |
| Rosedale Green | | 2 | | | 2 |
| THE PATHOLOGY LABORATORY | | 1 | 1 | 50% | 2 |
| CVS MINUTE CLINIC DIAG OF IND LLC #5206 | | 1 | 1 | 50% | 2 |
| PRINCETON BMC LABORATORY | | 2 | | | 2 |
| SPECIALTY LABORATORIES | | | 2 | 100% | 2 |
| TIEHH BIOTERRORISM RESPONSE LAB | | | 2 | 100% | 2 |
| URGENT CARE AND SURGERY CENTER | | | 2 | 100% | 2 |
| MEDEXPRESS URGENT CARE-BLOOMFIELD AVEN | | 2 | | | 2 |
| MADISON HOSPITAL LABORATORY | | | 2 | 100% | 2 |
| MEDEXPRESS URGENT CARE - WEIRTON | | 2 | | | 2 |
| MEMORIAL HERMANN CONSOLIDATED LABORATORY SERVICES | | | 2 | 100% | 2 |
| CELEBRATION PEDIATRICS | | | 2 | 100% | 2 |
| ST. ELIZABETH HEALTHCARE | | | 2 | 100% | 2 |
| CAREHERE LCS- EUSTIS | | | 2 | 100% | 2 |
| CROSSROADS URGENT CARE, PLLC | | 2 | | | 2 |
| MEDEXPRESS URGENT CARE - BLUEFIELD | | 1 | 1 | 50% | 2 |
| ALVERNO CLINICAL LABORATORIES | | | 2 | 100% | 2 |
| BRANDYWYNE HEALTH CARE CENTER | | | 2 | 100% | 2 |
| TIFFANY LAKE CARE CENTERS INC | | 2 | | | 2 |
| MINUTE-CLINIC DIAGNOSTIC OF VIRGINIA, LLC #2003 | | 1 | 1 | 50% | 2 |
| COMMONS AT ORLANDO LUTHERAN TOWERS SNF | | | 2 | 100% | 2 |
| PEPIN ACADEMIES-PASCO | | 2 | | | 2 |
| MEDSTAR HARBOR HOSPITAL | | | 2 | 100% | 2 |
| Metro West Nursing and Rehab | | | 2 | 100% | 2 |
| DEPARTMENT OF HEALTH AND HUMAN SERVICES DIVISION OF BEHAVIORAL HEALTH | | 1 | 1 | 50% | 2 |
| CLEVELAND CLINIC FLORIDA | | | 2 | 100% | 2 |

COVID-19: testing by laboratory

Data through Dec 20, 2020 verified as of Dec 21, 2020 at 09:25 AM

Data in this report are provisional and subject to change.

The numbers in the table below represent the number of Florida and non-Florida residents for whom test results were received by the Department of Health. A person can be tested by more than one laboratory and can have both positive and negative results. **Therefore, the sum of the numbers in each column will be larger than the total number of people tested.**

| Reporting lab | Inconclusive | Negative | Positive | Percent positive | Total |
|--|--------------|----------|----------|------------------|-------|
| MEASE COUNTRYSIDE HOSPITAL CARDIAC REH | | | 2 | 100% | 2 |
| FLORIDA HOSPITAL LABORATORIES | | 2 | | | 2 |
| ADVANCED MEDICAL CARE | | | 2 | 100% | 2 |
| GALEN BAYLOR EXTENSION | | 2 | | | 2 |
| PREMIER FAMILY HEALTH PA | | | 2 | 100% | 2 |
| MEDICANA NURSING AND REHAB CENTER | | | 2 | 100% | 2 |
| MC DIAGNOSTIC OF CONNECTICUT, PC # 257 | | 1 | 1 | 50% | 2 |
| PLEASANTVILLE OF SEBASTIAN LLC□ | | | 2 | 100% | 2 |
| CVS MINUTE CLINIC DIAGNOSTIC OF TN #3293 | | 2 | | | 2 |
| Gulf Shore Care Center | | | 2 | 100% | 2 |
| WAL-MART STORES EAST LP | | 2 | | | 2 |
| PEDIATRIC HEALTH CARE | | 1 | 1 | 50% | 2 |
| FLORIDA HOSPITAL PHYSICIAN GROUP | | 1 | 1 | 50% | 2 |
| BNC Medical Investors, LLC Berrien Nursing & Rehabilitation Center | | 2 | | | 2 |
| MEDEXPRESS URGENT CARE - NORTH LITTLE | | 2 | | | 2 |
| Fort Gaines Health and Rehab | | 2 | | | 2 |
| WALGREENS #07502 | | 2 | | | 2 |
| CVS MINUTE CLINIC DIAGNOSTIC OF KANSAS, PA | | 2 | | | 2 |
| JOHN D. ARCHBOLD MEM. HOSPITAL | | | 2 | 100% | 2 |
| INTEGRATED REGIONAL LABS | | | 2 | 100% | 2 |
| MEDEXPRESS URGENT CARE-CLOQUET | | 2 | | | 2 |
| CROSSROADS | | | 2 | 100% | 2 |
| TALLAHASSEE MEMORIAL HEALTHCARE FAMILY MED RESIDENCY | | | 2 | 100% | 2 |
| UTMB PATHOLOGY CLINICAL SERVICES LABORATORY | | | 2 | 100% | 2 |
| BOND COMMUNITY HEALTH CENTER | | | 2 | 100% | 2 |
| MINUTECLINIC, LLC #4230 | | 1 | 1 | 50% | 2 |
| ADVENTHEALTH IMAGING PARTIN SETTLEMENT | | | 2 | 100% | 2 |
| MINUTE CLINIC DIAGNOSTIC MED GRP | | 2 | | | 2 |
| CHESTERFIELD HEALTHCARE GROUP, INC | | 2 | | | 2 |
| GOLDMAN SACHS HEALTH CENTER | | 2 | | | 2 |
| PEDIATRICS IN BREVARD-COCOA BEACH | | 2 | | | 2 |
| REGIONS HOSPITAL LABORATORY | | | 2 | 100% | 2 |
| NAVAL BRANCH MEDICAL CLINIC | | | 2 | 100% | 2 |
| CLINICA HISPANIA | | | 2 | 100% | 2 |
| BAYLOR COLLEGE OF MEDICINE | | | 2 | 100% | 2 |
| CHARLOTTE COUNTY HEALTH DEPARTMENT | | | 2 | 100% | 2 |
| MEDICAL CENTER AT OCEAN REEF,THE | | 2 | | | 2 |
| MINUTECLINIC, DIAGNOSTIC OF TEXAS, LLC | | 2 | | | 2 |
| POMONA VALLEY COMMUNITY HOSPITAL | | | 2 | 100% | 2 |
| ABSOLUTE GENOMICS | | | 2 | 100% | 2 |
| POINT OF CARE PRIVATE HEALTH MANAGEMENT | | | 2 | 100% | 2 |
| MEDEXPRESS URGENT CARE - TULSA, S YALE AVE | | 2 | | | 2 |
| PM PEDIATRICS OF BAYSIDE, PLLC - MANHASSET | | 2 | | | 2 |
| VANAYER HEALTHCARE AND REHAB CENTER | | 2 | | | 2 |
| FLORIDA PRIMARY & SPECIALTY CARE | | 2 | | | 2 |
| NORTHDAL REHABILITATION CENTER | | | 2 | 100% | 2 |
| AVANTE AT OCALA INC | | | 2 | 100% | 2 |

COVID-19: testing by laboratory

Data through Dec 20, 2020 verified as of Dec 21, 2020 at 09:25 AM

Data in this report are provisional and subject to change.

The numbers in the table below represent the number of Florida and non-Florida residents for whom test results were received by the Department of Health. A person can be tested by more than one laboratory and can have both positive and negative results. **Therefore, the sum of the numbers in each column will be larger than the total number of people tested.**

| Reporting lab | Inconclusive | Negative | Positive | Percent positive | Total |
|---|--------------|----------|----------|------------------|-------|
| PHYSICIANS LABORATORY SERVICES | | | 2 | 100% | 2 |
| PHYSICIANS MEDICAL CENTER | | 2 | | | 2 |
| KINGS COUNTY HOSPITAL CENTER | | | 2 | 100% | 2 |
| SHORE MEDICAL CENTER | | 2 | | | 2 |
| CELEBRATION PRIMARY CARE ASSOCIATES LLC | | 2 | | | 2 |
| AGILE URGENT CARE | | | 2 | 100% | 2 |
| PALOS COMMUNITY HOSPITAL LABORATORY | | | 2 | 100% | 2 |
| ROANE MEDICAL CENTER | | 1 | 1 | 50% | 2 |
| RAPID URGENT CARE - ALBANY | | | 2 | 100% | 2 |
| MEMORIAL HERMANN | | | 2 | 100% | 2 |
| MINUTECLINIC DIAGNOSTIC OF VIRGINIA | | 2 | | | 2 |
| APOLLO GARDENS RETIREMENT RESIDENCE CARE | | 2 | | | 2 |
| HOUSTON HEALTH DEPARTMENT - BUREAU OF LABORATORY SERVICES | | | 2 | 100% | 2 |
| UK HEALTHCARE | | | 2 | 100% | 2 |
| POMERENE HOSPITAL | | | 2 | 100% | 2 |
| FAST PACE MEDICAL CLINIC | | 2 | | | 2 |
| URGENT CARE USA | | | 2 | 100% | 2 |
| PRECISION DIAGNOSTIC INC | | 2 | | | 2 |
| ADVANCED PEDIATRICS | | | 2 | 100% | 2 |
| NORTON IMMEDIATE CARE CENTER - PRESTON | | | 2 | 100% | 2 |
| CHEROKEE COUNTY HEALTH AND REHAB CENTER | | 2 | | | 2 |
| STEUBEN COUNTY PUBLIC HEALTH | | 2 | | | 2 |
| WHITESANDS OUTPATIENT TREATMENT | | 2 | | | 2 |
| BAYCARE MEDICAL GROUP INC | | | 2 | 100% | 2 |
| PELICAN LANDING | | 1 | 1 | 50% | 2 |
| MAIN STREET MEDICAL CENTER OF CRESTVIEW PA | | | 2 | 100% | 2 |
| ST. LUKE'S HOSPITAL - BETHLEHEM CAMPUS | | 1 | 1 | 50% | 2 |
| MC DIAGNOSTIC OF CONNECTICUT, PC #1966 | | 2 | | | 2 |
| LEGACY ER & URGENT CARE - FRISCO WEST | | | 2 | 100% | 2 |
| JOHNNIE RUTH CLARKE LAB | | | 2 | 100% | 2 |
| VAULT HEALTH | | | 2 | 100% | 2 |
| SACRED HEART HOSPITAL ON THE EMERALD | | | 2 | 100% | 2 |
| DOCTOR 4 U CLINIC | | | 2 | 100% | 2 |
| URGENT MED INC | | 1 | 1 | 50% | 2 |
| ADVANCED URGENT CARE CENTER OF THE UPPER KEYS | | | 2 | 100% | 2 |
| MEDEXPRESS URGENT CARE - SUMMERSVILLE, WEBSTER RD | | 2 | | | 2 |
| ORLANDO LUTHERAN TOWERS | | 1 | 1 | 50% | 2 |
| SARASOTA MEMORIAL MEDICAL URGENT CARE CENTER | | | 2 | 100% | 2 |
| PANCARE HEALTH - SNEADS ELEMENTARY | | | 2 | 100% | 2 |
| SACRED HEART HEALTH SYSTEM, INC | | | 2 | 100% | 2 |
| VETERANS AFFAIRS MEDICAL CENTER - GREATER LOS ANGELES | | | 2 | 100% | 2 |
| Lakeside Oaks Care Center | | | 2 | 100% | 2 |
| MD NOW URGENT CARE MEDICAL CENTERS INC | | | 2 | 100% | 2 |
| OAKBRIDGE TERRACE AT SAE | | | 2 | 100% | 2 |
| NATIONWIDE LABORATORY SERVICES | | 1 | 1 | 50% | 2 |
| SUNBRIDGE CARE & REHAB FOR DECATUR | | 2 | | | 2 |
| FLORIDA PRIMARY CARE CENTER PA | | 2 | | | 2 |

COVID-19: testing by laboratory

Data through Dec 20, 2020 verified as of Dec 21, 2020 at 09:25 AM

Data in this report are provisional and subject to change.

The numbers in the table below represent the number of Florida and non-Florida residents for whom test results were received by the Department of Health. A person can be tested by more than one laboratory and can have both positive and negative results. **Therefore, the sum of the numbers in each column will be larger than the total number of people tested.**

| Reporting lab | Inconclusive | Negative | Positive | Percent positive | Total |
|--|--------------|----------|----------|------------------|-------|
| MEDEXPRESS-HOUSTON EAST FWY | | 1 | 1 | 50% | 2 |
| COASTAL MEDICAL LAB | | | 2 | 100% | 2 |
| TERRACE AT HOBE SOUND, THE | | 1 | 1 | 50% | 2 |
| Westside Terrace | | 2 | | | 2 |
| NURSING PLUS OF BROWARD LLC | | 1 | 1 | 50% | 2 |
| INTERNAL MEDICINE & PEDIATRICS WELLNESS CENTER | | | 2 | 100% | 2 |
| TMH EC NORTHEAST LABORATORY | | | 2 | 100% | 2 |
| ACCESS MEDICAL GROUP OF FLORIDA CITY | | | 2 | 100% | 2 |
| BROOKDALE SENIOR LIVING | | | 2 | 100% | 2 |
| ASCENSION ST VINCENT'S RIVERSIDE | | | 2 | 100% | 2 |
| NAVAL MEDICAL CENTER | | | 2 | 100% | 2 |
| WALGREENS #13605 | | 2 | | | 2 |
| FHPG FAMILY MEDICAL CENTER OF TAMPA BAY | | 1 | 1 | 50% | 2 |
| SHANDS AT LAKE SHORE LAB | | | 2 | 100% | 2 |
| Church Creek SNF | | | 2 | 100% | 2 |
| HARLEM HOSPITAL CENTER | | 2 | | | 2 |
| NORTHCREST MEDICAL CENTER | | | 2 | 100% | 2 |
| EXCEPTIONAL EMERGENCY CENTER - AMARILLO | | | 2 | 100% | 2 |
| JUPITER INTERNAL MEDICINE AND ASSOCIATES | | | 2 | 100% | 2 |
| STARR COUNTY MEMORIAL HOSPITAL | | | 2 | 100% | 2 |
| ROAN DRUG COMPANY LLC | | 2 | | | 2 |
| NEBRASKA MEDICAL CENTER | | | 2 | 100% | 2 |
| Iowa Veterans Home | | 2 | | | 2 |
| FLAGLER PROFESSIONAL HEALTH CAE SERVICES INC | | 2 | | | 2 |
| KENDALL REGIONAL MEDICAL CNTR | | | 2 | 100% | 2 |
| MINUTECLINIC, LLC #05814 | | 2 | | | 2 |
| FELICIDAD MEDICAL CENTER INC | | | 2 | 100% | 2 |
| GRAND VILLA OF MELBOURNE | | | 2 | 100% | 2 |
| LONG ISLAND UNIVERSITY - POST CAMPUS | | 2 | | | 2 |
| ST. MARY'S MEDICAL CENTER EVANSVILLE, INC | | | 2 | 100% | 2 |
| CAPRONA GROUP HOME | | | 2 | 100% | 2 |
| SPRINGS MEDICAL LAB | | 1 | 1 | 50% | 2 |
| Greystone Nursing and Rehab, LLC | | | 2 | 100% | 2 |
| LIFESPRING COMMUNITY HEALTH | | 2 | | | 2 |
| LAKELAND REGIONAL HEALTH | | 2 | | | 2 |
| DISCOVERY VILLAGE AT THE FORUM | | 2 | | | 2 |
| HOME ACCESS HEALTH | | | 2 | 100% | 2 |
| TRUE HEALTH INC | | | 2 | 100% | 2 |
| UNIVERSITY OF MARYLAND MEDICAL CENTER | | | 2 | 100% | 2 |
| APC PEDIATRICS | | | 2 | 100% | 2 |
| Elba Nursing and Rehabilitation Center, LLC | | 2 | | | 2 |
| CORAL REEF NURSING & REHABILITATION CENTER | | 2 | | | 2 |
| PRIMARY CARE WALK IN CLINIC PLLC | | | 2 | 100% | 2 |
| MINUTECLINIC DIAGNOSTIC OF NORTH CARO | | 2 | | | 2 |
| COVANCE | | | 2 | 100% | 2 |
| PINELLAS POINT NURSING AND REHAB | | | 2 | 100% | 2 |
| ADVENTIST HINSDALE HOSPITAL LABORATORY | | | 2 | 100% | 2 |

COVID-19: testing by laboratory

Data through Dec 20, 2020 verified as of Dec 21, 2020 at 09:25 AM

Data in this report are provisional and subject to change.

The numbers in the table below represent the number of Florida and non-Florida residents for whom test results were received by the Department of Health. A person can be tested by more than one laboratory and can have both positive and negative results. **Therefore, the sum of the numbers in each column will be larger than the total number of people tested.**

| Reporting lab | Inconclusive | Negative | Positive | Percent positive | Total |
|---|--------------|----------|----------|------------------|-------|
| CSS- TWELVE OAKS | | | 2 | 100% | 2 |
| CERTIVIA LABORATORIES | | | 2 | 100% | 2 |
| FEDERAL CORRECTIONAL INSTITUTION MARIANNA | | | 2 | 100% | 2 |
| IN AND OUT URGENT CARE | | | 2 | 100% | 2 |
| TMH PHYSICIAN PARTNERS BLOUNTSTOWN | | | 2 | 100% | 2 |
| WALGREENS #05477 | | 2 | | | 2 |
| CVS MINUTE CLINIC | | | 2 | 100% | 2 |
| Alden Terrace of McHenry | | | 2 | 100% | 2 |
| 87TH MEDICAL GROUP - MCGUIRE AMBULATORY CARE FACILITY | | 2 | | | 2 |
| MINUTECLINIC, LLC #03268 | | 2 | | | 2 |
| MEDEXPRESS URGENT CARE - MBURG COMMONS | | 2 | | | 2 |
| ST JOSEPH'S HOSPITAL LABORATORY | | | 2 | 100% | 2 |
| CARENOW-LEBANON | | 1 | 1 | 50% | 2 |
| SANFORD REGIONAL HOSPITAL WORTHINGTON | | 2 | | | 2 |
| SMOKY MOUNTAIN URGENT CARE AND FAMILY MEDICINE CENTER | | | 2 | 100% | 2 |
| MINUTECLINIC DIAGNOSTIC OF PA LLC | | 2 | | | 2 |
| VIRTUA MEMORIAL HOSPITAL BURLINGTON COUNTY | | | 2 | 100% | 2 |
| OCALA REGIONAL KIDNEY CENTER-WEST | | | 2 | 100% | 2 |
| UT AUSTIN UNIVERSITY HEALTH SERVICES | | | 2 | 100% | 2 |
| MINUTECLINIC DIAGNOSTIC OF NEW JERSEY | | 2 | | | 2 |
| SOUTH CAROLINA DEPT OF HEALTH AND ENVIRONMENT CONTROL | | 2 | | | 2 |
| ST PETERSBURG PEDIATRICS-EAST BAY | | | 2 | 100% | 2 |
| THE PALMS REHABILITATION AND HEALTHCARE CENTER | | 2 | | | 2 |
| CALIFORNIA DEPARTMENT OF PUBLIC HEALTH | | | 2 | 100% | 2 |
| JEFFERSON WASHINGTON TOWNSHIP HOSPITAL | | 2 | | | 2 |
| CONEMAUGH MEMORIAL MEDICAL CENTER | | 2 | | | 2 |
| MEDEXPRESS URGENT CARE - SOUTH CHARLESTON | | 2 | | | 2 |
| RUSSELL MEDICAL CENTER | | 2 | | | 2 |
| WISCONSIN STATE LABORATORY OF HYGIENE | | 1 | 1 | 50% | 2 |
| Baldwin Pediatrix | | 2 | | | 2 |
| DOCTORS HOSPITAL RENAISSANCE | | | 2 | 100% | 2 |
| COVID PROCESSING SITE | | | 2 | 100% | 2 |
| Avanti Wellness and Rehab | | | 2 | 100% | 2 |
| DEKALB MEDICAL CENTER LABORATORY | | | 2 | 100% | 2 |
| JUST BELIEVE RECOVERY CENTER | | | 2 | 100% | 2 |
| HEART OF FLORIDA HEALTH CENTER INC | | | 2 | 100% | 2 |
| GULF COAST PEDIATRICS OF SARASOTA PA | | 1 | 1 | 50% | 2 |
| MEDEXPRESS - NEW CASTLE, DUPONT HWY | | 2 | | | 2 |
| SYLVAN NURSING | | | 2 | 100% | 2 |
| SINAI PLAZA NURSING AND REHAB CENTER | | | 2 | 100% | 2 |
| Grand Villa of Deerfield Beach | | | 2 | 100% | 2 |
| NORTH DADE NURSING AND REHABILITATION CENTER | | | 2 | 100% | 2 |
| ST. JOSEPH REGIONAL MEDICAL CENTER | | | 2 | 100% | 2 |
| MEDICAL CENTER LABORATORY | | | 2 | 100% | 2 |
| FLORIDA COMMUNITY HEALTH CENTERS, INC. | | | 2 | 100% | 2 |
| GINKGO-IXLAYER | | 2 | | | 2 |
| OHIO DEPARTMENT OF HEALTH LABORATORY | | 2 | | | 2 |

COVID-19: testing by laboratory

Data through Dec 20, 2020 verified as of Dec 21, 2020 at 09:25 AM

Data in this report are provisional and subject to change.

The numbers in the table below represent the number of Florida and non-Florida residents for whom test results were received by the Department of Health. A person can be tested by more than one laboratory and can have both positive and negative results. **Therefore, the sum of the numbers in each column will be larger than the total number of people tested.**

| Reporting lab | Inconclusive | Negative | Positive | Percent positive | Total |
|--|--------------|----------|----------|------------------|-------|
| NEMOURS CHILDRENS PRIMARY CARE OVIEDO | | | 2 | 100% | 2 |
| PINARD HOME HEALTH SERVICES INC | | | 2 | 100% | 2 |
| LOWELL GENERAL HOSPITAL | | | 2 | 100% | 2 |
| BIOMAT USA | | | 2 | 100% | 2 |
| ORANGE COUNTY HEALTH DEPARTMENT | | 1 | 1 | 50% | 2 |
| TAMPA INTERNATIONAL AIRPORT | | | 2 | 100% | 2 |
| INTEGRITY CLINICAL RESEARCH CENTER INC | | 1 | 1 | 50% | 2 |
| MINUTECLINIC, LLC #5707 | | 2 | | | 2 |
| AFC PHYSICIANS OF FLORIDA, PA | | | 2 | 100% | 2 |
| ARLINGTON DIALYSIS CENTER LLC | | 2 | | | 2 |
| MERCY HEALTH LAB | | 1 | 1 | 50% | 2 |
| MEDEXPRESS URGENT CARE MURRYSVILLE | | 1 | 1 | 50% | 2 |
| ADVENTHEALTH MEDICAL GROUP PEDIATRICS | | 1 | 1 | 50% | 2 |
| MIDLAND MEMORIAL HOSPITAL | | | 2 | 100% | 2 |
| LIFT HEALTH | | 2 | | | 2 |
| MEMORIAL SLOAN KETTERING CANCER CENTER | | 1 | 1 | 50% | 2 |
| MEDEXPRESS URGENT CARE - FORT WORTH S | | 2 | | | 2 |
| CORNERSTONE MEDICAL CARE OF BRANDON | | 2 | | | 2 |
| BAYMEADOWS PRIMARY CARE | | 2 | | | 2 |
| SOUTHSIDE FAMILY MEDICAL | | 2 | | | 2 |
| OURMED | | 2 | | | 2 |
| CLEVELAND CLINIC IMAGING | | | 2 | 100% | 2 |
| PM PEDIATRICS OF BAYSIDE PLLC - HOPEWELL JUNCTION | | 2 | | | 2 |
| CITRUS PARK | | | 2 | 100% | 2 |
| EXPRESS CARE OF TAMPA BAY LLC | | 1 | 1 | 50% | 2 |
| ROCKEFELLER UNIVERSITY CLINICAL GENOMICS LABORATOR | | 2 | | | 2 |
| RENFREW CENTERS INC | | 2 | | | 2 |
| NEMOURS CHILDRENS PRIMARY CARE | | | 2 | 100% | 2 |
| LAKE MARY HEALTH AND REHABILITATION CENTER | | 1 | 1 | 50% | 2 |
| FLORIDA DEPARTMENT OF HEALTH WASHINGTON COUNTY | | 1 | 1 | 50% | 2 |
| UNIVERSITY HOSPITALS OF CLEVELAND | | | 2 | 100% | 2 |
| NEW YORK STATE DEPARTMENT OF HEALTH | | 1 | 1 | 50% | 2 |
| KAILOS GENETICS INC | | | 2 | 100% | 2 |
| GEISINGER MEDICAL CENTER | | 2 | | | 2 |
| UC CORAL GABLES | | | 2 | 100% | 2 |
| RIVERWOOD CENTER,THE | | | 2 | 100% | 2 |
| SUNCOAST BLOOD BANK | | | 2 | 100% | 2 |
| INTERNAL MEDICINE ASSOCIATES-DUNELLON | | | 2 | 100% | 2 |
| MED EXPRESS URGENT CARE PC - MARYLAND | | 2 | | | 2 |
| Medilodge of Montrose | | 2 | | | 2 |
| OELWEIN HEALTH CARE CENTER | | 2 | | | 2 |
| DELCARE PA | | | 2 | 100% | 2 |
| PALM CITY NURSING AND REHAB CENTER | | | 2 | 100% | 2 |
| UW HOSPITAL AND CLINICS | | 1 | 1 | 50% | 2 |
| FAMILY PRACTICE OF DAVIE INC | | | 2 | 100% | 2 |
| ORLANDO MEDICAL CENTER PL | | | 2 | 100% | 2 |
| MAJESTIC GUARDIANS | | | 2 | 100% | 2 |

COVID-19: testing by laboratory

Data through Dec 20, 2020 verified as of Dec 21, 2020 at 09:25 AM

Data in this report are provisional and subject to change.

The numbers in the table below represent the number of Florida and non-Florida residents for whom test results were received by the Department of Health. A person can be tested by more than one laboratory and can have both positive and negative results. **Therefore, the sum of the numbers in each column will be larger than the total number of people tested.**

| Reporting lab | Inconclusive | Negative | Positive | Percent positive | Total |
|---|--------------|----------|----------|------------------|-------|
| STUDENT HEALTH SERVICES | | | 2 | 100% | 2 |
| MEDICAL CITY DALLAS HOSPITAL | | | 2 | 100% | 2 |
| BENTON PEDIATRICS | | 2 | | | 2 |
| COMMUNITY MEDICAL CENTER | | | 2 | 100% | 2 |
| MINUTECLINIC DIAGNOSTIC OF TEXAS, LLC #7435 | | 2 | | | 2 |
| RIO PINAR HEALTH CARE | | | 2 | 100% | 2 |
| NAVAL MEDICAL CENTER SAN DIEGO | | | 2 | 100% | 2 |
| JRS LABORATORY | | | 2 | 100% | 2 |
| Good Samaritan Society-Blackduck | | 1 | 1 | 50% | 2 |
| SPRING HILL REGIONAL HOSPITAL | | | 2 | 100% | 2 |
| VALLEY BAPTIST MEDICAL CENTER: BROWNSVILLE | | | 2 | 100% | 2 |
| MINUTE CLINIC LLC #5706 | | 1 | 1 | 50% | 2 |
| CAYUGA COUNTY HEALTH DEPARTMENT | | 2 | | | 2 |
| CUMBERLAND MEDICAL CENTER INC | | 2 | | | 2 |
| TGH Brandon Healthplex Laboratory | | | 2 | 100% | 2 |
| UT PATH | | | 2 | 100% | 2 |
| TRINITAS REGIONAL MEDICAL CENTER | | 1 | 1 | 50% | 2 |
| LAB. CORP. OF AMERICA | | | 1 | 100% | 1 |
| NATION'S BEST CARE HOME HEALTH | | | 1 | 100% | 1 |
| SONNI'S PEDIATRICS | | | 1 | 100% | 1 |
| TALLAHASSEE MEMORIAL HEALTHCARE | | | 1 | 100% | 1 |
| CLINICAL LABORATORY DEPARTMENT | | | 1 | 100% | 1 |
| WHITE WILSON MEDICAL CENTER NEPHROLOGY | | | 1 | 100% | 1 |
| CELEBRATION HOSPITAL | | | 1 | 100% | 1 |
| HANCOCK REGIONAL HOSPITAL | | 1 | | | 1 |
| RIVERSIDE COTTAGES AT THE SHORES, LLC | | | 1 | 100% | 1 |
| Lynwood | | 1 | | | 1 |
| SUMMIT LABORATORY | | | 1 | 100% | 1 |
| CHRISTUS SPOHN HOSPITAL | | | 1 | 100% | 1 |
| CAH ACQUISITION COMPANY 11 LLC | | | 1 | 100% | 1 |
| HCL LABORATORIES | | | 1 | 100% | 1 |
| DIXITKUMAR N MODI MD PA | | | 1 | 100% | 1 |
| MULBERRY'S MOBILE PROVIDER SERVICES LLC | | | 1 | 100% | 1 |
| MEMORIALCARE LONG BEACH MEDICAL CENTER | | | 1 | 100% | 1 |
| PARKWAY REGIONAL MEDICAL CENTER LAB | | | 1 | 100% | 1 |
| HOLYOKE MEDICAL CENTER | | | 1 | 100% | 1 |
| Central Park Healthcare & Rehabilitation Center | | 1 | | | 1 |
| ALPHA 1 ANTITRYPSIN RESEARCH PROGRAM | | | 1 | 100% | 1 |
| CHESAPEAKE REGIONAL MEDICAL CENTER | | | 1 | 100% | 1 |
| WALKIN MEDICAL URGENT CARE,NEW CITY | | | 1 | 100% | 1 |
| PROVIDENCE HOSPITAL | | | 1 | 100% | 1 |
| Accordius Health at Gastonia | | | 1 | 100% | 1 |
| SUNY AT STONY BROOK | | | 1 | 100% | 1 |
| DOCTORS CARE - GREER | | 1 | | | 1 |
| ST. MARY'S HOSPITAL | | | 1 | 100% | 1 |
| ANDREWS | | | 1 | 100% | 1 |
| Oakview Manor Health and Rehab | | 1 | | | 1 |

COVID-19: testing by laboratory

Data through Dec 20, 2020 verified as of Dec 21, 2020 at 09:25 AM

Data in this report are provisional and subject to change.

The numbers in the table below represent the number of Florida and non-Florida residents for whom test results were received by the Department of Health. A person can be tested by more than one laboratory and can have both positive and negative results. **Therefore, the sum of the numbers in each column will be larger than the total number of people tested.**

| Reporting lab | Inconclusive | Negative | Positive | Percent positive | Total |
|--|--------------|----------|----------|------------------|-------|
| ACCOMPLISHED HOME CARE | | 1 | | | 1 |
| SPINE & PAIN CONSULTANT PLLC | | 1 | | | 1 |
| HEARTLAND - CHARLESTON OF HANAHAN SC, | | 1 | | | 1 |
| MY URGENT CARE CLINIC | | | 1 | 100% | 1 |
| HEALTH GUAGE | | | 1 | 100% | 1 |
| MEMORIAL HERMANN HOSPITAL | | | 1 | 100% | 1 |
| SISTERS MISSION | | | 1 | 100% | 1 |
| BRISTOL REGINAL MEDICAL CENTER | | | 1 | 100% | 1 |
| MEDERI CARETENDERS VS OF SE FL LLC DBA | | | 1 | 100% | 1 |
| CRESTAR LABS | | | 1 | 100% | 1 |
| LABORATORY COPRORATION OF AMERICA | | | 1 | 100% | 1 |
| RIVIERA BEACH HEALTH CENTER LAB | | | 1 | 100% | 1 |
| RAPID CITY REGIONAL HOSPITAL -579 ATTN. LABORATORY | | 1 | | | 1 |
| MINUTECLINIC DIAGNOSTIC OF TN, PC 6438 | | 1 | | | 1 |
| KEY WEST BRANCH MEDICAL CLINIC | | | 1 | 100% | 1 |
| DEPARTMENT OF HEALTH AND HUMAN SERVICES | | | 1 | 100% | 1 |
| CLAYMED OF NORTH FLORIDA | | | 1 | 100% | 1 |
| MINUTECLINIC DIAGNOSTIC OF NORTH CAROLINA PC #5341 | | 1 | | | 1 |
| LAKEVIEW REGIONAL HOSPITAL | | | 1 | 100% | 1 |
| TENNESSEE VALLEY HCS | | | 1 | 100% | 1 |
| BLACK STALLION WALK IN AND EXERCISE CLINICS LLC | | 1 | | | 1 |
| GSM OCED Subsection | | | 1 | 100% | 1 |
| MOUNT SINAI MEDICAL CENTER AVENTURA ER | | | 1 | 100% | 1 |
| OMNICARE PHARMACY OF TEXAS 1, LP | | 1 | | | 1 |
| LIBERTY HEALTH CENTER | | | 1 | 100% | 1 |
| Kroger - KRO01100688 | | | 1 | 100% | 1 |
| MINUTECLINIC DIAGNOSTIC MED GRP OF CA | | 1 | | | 1 |
| PUBLIX PHARMACY #0332 | | 1 | | | 1 |
| MINUTECLINIC DIAGNOSTIC OF KANSAS, PA | | 1 | | | 1 |
| CROSS CREEK HEALTH CARE | | 1 | | | 1 |
| US LABORATORIES | | | 1 | 100% | 1 |
| DEL PRADO MEDICAL CENTER, INC | | 1 | | | 1 |
| LAKE VIEW COURT | | 1 | | | 1 |
| MEDEXPRESS URGENT CARE - SALEM | | 1 | | | 1 |
| Raleigh Center (WV) | | | 1 | 100% | 1 |
| CONWAY MEDICAL CENTER | | | 1 | 100% | 1 |
| ST MARYS MEDICAL CENTER | | | 1 | 100% | 1 |
| ST. PETERSBURG PEDIATRICS-SEMINOLE | | | 1 | 100% | 1 |
| PROFESSIONAL HEALTH EXAMINERS | | | 1 | 100% | 1 |
| SPECTRUM LUDINGTON | | | 1 | 100% | 1 |
| MANASOTA PEDIATRICS | | | 1 | 100% | 1 |
| HOLMES FAMILY PRACTICE PA | | | 1 | 100% | 1 |
| ASCENSION ST VINCENT'S MEDICAL CENTER | | | 1 | 100% | 1 |
| KINDRED HOSPITAL OCALA | | 1 | | | 1 |
| WELLCARE URGENT CARE | | | 1 | 100% | 1 |
| ALLIED PEDIATRICS & FAMILY MEDICINE | | | 1 | 100% | 1 |
| PSL JAX BEACH OPERATIONS LLC | | | 1 | 100% | 1 |

COVID-19: testing by laboratory

Data through Dec 20, 2020 verified as of Dec 21, 2020 at 09:25 AM

Data in this report are provisional and subject to change.

The numbers in the table below represent the number of Florida and non-Florida residents for whom test results were received by the Department of Health. A person can be tested by more than one laboratory and can have both positive and negative results. **Therefore, the sum of the numbers in each column will be larger than the total number of people tested.**

| Reporting lab | Inconclusive | Negative | Positive | Percent positive | Total |
|--|--------------|----------|----------|------------------|-------|
| IDAHO HEALTH DEPARTMENT | | | 1 | 100% | 1 |
| DONALSONVILLE HOSPITAL | | | 1 | 100% | 1 |
| CLINCLOUD, LLC | | | 1 | 100% | 1 |
| WALGREENS #15291 | | 1 | | | 1 |
| UHEALTH CORAL SPRINGS | | | 1 | 100% | 1 |
| The Evangelical Lutheran Good Samaritan Society Prescott Village | | 1 | | | 1 |
| INNOVATIVE HEALTH DIAGNOSTIC OF CALIFORNIA | | | 1 | 100% | 1 |
| SOUTH FLORIDA PEDIATRIC PARTNERS | | | 1 | 100% | 1 |
| CHIPOLA QUICK CARE | | | 1 | 100% | 1 |
| Cerenity Senior Care-White Bear Lake | | 1 | | | 1 |
| NHC Chattanooga | | | 1 | 100% | 1 |
| MRMC LAB MICRO | | | 1 | 100% | 1 |
| MEDEXPRESS URGENT CARE - LEOMINSTER | | 1 | | | 1 |
| DOCTORS HEARING | | | 1 | 100% | 1 |
| Broomall Manor | | 1 | | | 1 |
| BMC/NASSAU | | | 1 | 100% | 1 |
| SHELBYVILLE HOSPITAL COMPANY | | 1 | | | 1 |
| MANATEE MEMORIAL HOSPITAL CLINICAL LABORATORY | | | 1 | 100% | 1 |
| Heritage Health of Peru | | | 1 | 100% | 1 |
| SPRINGFIELD HOSPITAL | | | 1 | 100% | 1 |
| ARTHREX MEDICAL CENTER EAST | | | 1 | 100% | 1 |
| WALGREENS #06025 | | 1 | | | 1 |
| PARKLAND HEALTH & HOSPITAL | | | 1 | 100% | 1 |
| SHANDS JACKSONVILLE CLINICAL CENTER | | | 1 | 100% | 1 |
| HABANA HEALTH CARE CENTER | | | 1 | 100% | 1 |
| VALLEY HOSPITAL MEDICAL CENTER | | 1 | | | 1 |
| Greystone Health Care Center | | 1 | | | 1 |
| KAISER PERMANENTE REGIONAL REFERENCE LABORATORY | | 1 | | | 1 |
| EXPRESS CARE OF THE SHOALS | | 1 | | | 1 |
| LAURELLWOOD NURSING CENTER | | 1 | | | 1 |
| TERRELL URGENT CARE | | | 1 | 100% | 1 |
| CENTRAL FL INTERNAL MEDICINE ASSOCIATES LLC | | 1 | | | 1 |
| Luther Acres Manor | | 1 | | | 1 |
| Rehab Select of Talladega | | 1 | | | 1 |
| UPSON REGIONAL MEDICAL CENTER | | | 1 | 100% | 1 |
| MEDEXPRESS URGENT CARE-PASADENA | | 1 | | | 1 |
| GUIDEWELL EMERGENCY MEDICINE DOCTORS LLC | | | 1 | 100% | 1 |
| LEE MEMORIAL HOSPITAL BLOOD GAS LAB | | | 1 | 100% | 1 |
| SOUTHERN WINDS | | | 1 | 100% | 1 |
| MARION COUNTY HEALTH DEPARTMENT | | | 1 | 100% | 1 |
| Community Care Center of Heritage House, LLC | | | 1 | 100% | 1 |
| STUART SURGERY CENTER, LLC | | | 1 | 100% | 1 |
| FLEMING ISLAND CENTER FOR CLINICAL RESEARCH | | 1 | | | 1 |
| BAPTIST HOSPITAL EMPLOYEE HEALTH OFF | | | 1 | 100% | 1 |
| ST.ELIZABETH HEALTH CENTER | 1 | | | | 1 |
| HIGHLANDS CLINICAL LABORATORY | | | 1 | 100% | 1 |
| MEDEXPRESS URGENT CARE - FORT SMITH | | 1 | | | 1 |

COVID-19: testing by laboratory

Data through Dec 20, 2020 verified as of Dec 21, 2020 at 09:25 AM

Data in this report are provisional and subject to change.

The numbers in the table below represent the number of Florida and non-Florida residents for whom test results were received by the Department of Health. A person can be tested by more than one laboratory and can have both positive and negative results. **Therefore, the sum of the numbers in each column will be larger than the total number of people tested.**

| Reporting lab | Inconclusive | Negative | Positive | Percent positive | Total |
|---|--------------|----------|----------|------------------|-------|
| ADVENTHEALTH MEDICAL GROUP ADULT AND SENIOR HEALTH | | | 1 | 100% | 1 |
| PREMIER FAMILY AND SPORTS MEDICINE LLC | | | 1 | 100% | 1 |
| BAYCARE HEALTH SYSTEMS | | 1 | | | 1 |
| MEDEXPRESS URGENT CARE - LINCOLN | | 1 | | | 1 |
| SURGERY CENTER, THE | | | 1 | 100% | 1 |
| DOCTORS MEMORIAL HOSP HOME HEALTH CARE | | 1 | | | 1 |
| AFC PHYSICIANS OF FLORIDA PA | | | 1 | 100% | 1 |
| ER NEAR ME HULEN | | 1 | | | 1 |
| BRIDGE DIAGNOSTICS | | | 1 | 100% | 1 |
| CONTINENTAL HOME HEALTH CARE INC | | | 1 | 100% | 1 |
| CANDLER HOSPITAL | | | 1 | 100% | 1 |
| KENDALL PEDIATRICS PARTNERS LLC | | | 1 | 100% | 1 |
| DEACONESS URGENT CARE CENTER | | | 1 | 100% | 1 |
| Arch Plaza Nursing and Rehabilitation Center | | | 1 | 100% | 1 |
| LabCorp L#09258295 M#09258285 | | | 1 | 100% | 1 |
| STARLING AT NOCATEE | | | 1 | 100% | 1 |
| ASCENSION ST VINCENT'S - WESTSIDE | | | 1 | 100% | 1 |
| NFRC CLINICAL LAB | | | 1 | 100% | 1 |
| MEDTOWN PHARMACY | | | 1 | 100% | 1 |
| AMERICAN LAB LLC | | 1 | | | 1 |
| SV MOBILE HEALTH | | | 1 | 100% | 1 |
| SILVERMAN | | | 1 | 100% | 1 |
| CARENOW URGENT CARE - CENTRAL AUSTIN | | | 1 | 100% | 1 |
| COMPASSION PEDIATRIC URGENT CARE LLC | | | 1 | 100% | 1 |
| TMH PHYSICIAN PARTNERS QUINCY | | | 1 | 100% | 1 |
| COMMONWEALTH OF VIRGINIA DIVISION OF CONSOLIDATED LABORATORY SERVICES | | | 1 | 100% | 1 |
| CALIFORNIA PUBLIC HEALTH LABORATORY | | | 1 | 100% | 1 |
| LABCORP TAMPA | | 1 | | | 1 |
| SELF REGIONAL HEALTHCARE | | | 1 | 100% | 1 |
| UF HEALTH THE VILLAGES | | | 1 | 100% | 1 |
| ST. LUKES HOSPITAL | | | 1 | 100% | 1 |
| LIFEGUARD AMBULANCE SERVICE LLC - BAY COUNTY | | | 1 | 100% | 1 |
| MEDEXPRESS - COLLINSVILLE BELT LINE | | 1 | | | 1 |
| MED CHOICE CENTER OF NORTH MIAMI | | | 1 | 100% | 1 |
| MEDICAL CLINIC OF HOUSTON | | | 1 | 100% | 1 |
| SOUTH BEND MEDICAL FOUNDATION | | | 1 | 100% | 1 |
| CVS MINUTE CLINIC DIAGNOSTIC MED GRP OF CAL | | 1 | | | 1 |
| AFTER HOURS PEDS | | | 1 | 100% | 1 |
| Kindred Hospital South Florida Hollywood SNU | | | 1 | 100% | 1 |
| VA OPTOMETRY CLINIC | | | 1 | 100% | 1 |
| ALLEGHENY GENERAL HOSPITAL | | | 1 | 100% | 1 |
| CACERES SPECIALIZED GYNECOLOGY | | 1 | | | 1 |
| MEDEXPRESS URGENT CARE - WESTFIELD, E MAIN ST | | | 1 | 100% | 1 |
| Elm Crest Senior Living Community | | 1 | | | 1 |
| ARIZA WELLNESS CARE LLC | | | 1 | 100% | 1 |
| NASSAU COUNTY HEALTH DEPARTMENT-FERNANDINA BEACH C | | 1 | | | 1 |
| THE HEART HOSPITAL BAYLOR PLANO | | | 1 | 100% | 1 |

COVID-19: testing by laboratory

Data through Dec 20, 2020 verified as of Dec 21, 2020 at 09:25 AM

Data in this report are provisional and subject to change.

The numbers in the table below represent the number of Florida and non-Florida residents for whom test results were received by the Department of Health. A person can be tested by more than one laboratory and can have both positive and negative results. **Therefore, the sum of the numbers in each column will be larger than the total number of people tested.**

| Reporting lab | Inconclusive | Negative | Positive | Percent positive | Total |
|--|--------------|----------|----------|------------------|-------|
| CAREHERE HUDSON BAY | | | 1 | 100% | 1 |
| YOUR HEALTH PEDIATRICS | | | 1 | 100% | 1 |
| FRESENIUS MEDICAL CARE | | | 1 | 100% | 1 |
| FLORIDA EPIDEMIOLOGY PROGRAM | | | 1 | 100% | 1 |
| DIVERSICARE OF BIG SPRINGS | | 1 | | | 1 |
| GREATER TAMPA AT HOME | | | 1 | 100% | 1 |
| SUNCOAST COMMUNITY HEALTH CENTERS INC | | 1 | | | 1 |
| MARTIN HEALTH PHYSICIAN GROUP | | | 1 | 100% | 1 |
| Autumn Care of Suffolk | | 1 | | | 1 |
| OXY-GENLAB | | | 1 | 100% | 1 |
| Chateau Living Center | | | 1 | 100% | 1 |
| RHODE ISLAND DEPARTMENT OF HEALTH | | | 1 | 100% | 1 |
| SHAH | | | 1 | 100% | 1 |
| BLANCHARD VALLEY HOSPITAL LABORATORY | | | 1 | 100% | 1 |
| MEDEXPRESS URGENT CARE PORT HURON | | 1 | | | 1 |
| YOUR KIDS URGENT CARE | | | 1 | 100% | 1 |
| Imperial Healthcare Centre | | | 1 | 100% | 1 |
| CLARKSVILLE MANOR INC | | 1 | | | 1 |
| MISSION HOSPITAL | | | 1 | 100% | 1 |
| BAPTIST EMERGENCY HOSPITAL KELLY | | | 1 | 100% | 1 |
| SWEDISH COVENANT HOSPITAL | | | 1 | 100% | 1 |
| THYROID SPECIALTY LABORATORY | | | 1 | 100% | 1 |
| HEALTHQUEST, INC | | | 1 | 100% | 1 |
| GEORGE WASHINGTON UNIVERSITY HOSPITAL | | | 1 | 100% | 1 |
| GATEWAY LABORATORIES | | 1 | | | 1 |
| HEALTHCARE ASSOCIATES OF IRVING, LLP | | | 1 | 100% | 1 |
| A.G. Rhodes | | 1 | | | 1 |
| BAPTIST HOSPITAL LABORATORY | | | 1 | 100% | 1 |
| OMNI HEALTHCARE INC | | | 1 | 100% | 1 |
| MERITER LABORATORIES | | | 1 | 100% | 1 |
| MIAMI CHILDRENS HOSPITAL MIDTOWN OUTPATIENT CENTER | | | 1 | 100% | 1 |
| COMPASSION PEDIATRICS | | | 1 | 100% | 1 |
| FLORIDA DEPARTMENT OF HEALTH PALM BEACH COUNTY | | | 1 | 100% | 1 |
| MINUTE CLINIC DIAG OF IND LLC #8674 | | 1 | | | 1 |
| MT CARMEL PHARMACY INC | | 1 | | | 1 |
| SIMMONS | | | 1 | 100% | 1 |
| TANGLEWOOD MANOR | | 1 | | | 1 |
| JOSEPH SCHENKER MD PC | | 1 | | | 1 |
| Riverside Nursing & Rehabilitation Center | | 1 | | | 1 |
| VELOCITY URGENT CARE | | | 1 | 100% | 1 |
| ADVANCE GASTROENTEROLOGY | | | 1 | 100% | 1 |
| CFCH - FROSTPROOF | | | 1 | 100% | 1 |
| SCRIPPS CLINIC MEDICAL | | | 1 | 100% | 1 |
| FLORIDA MEDICAL CLINIC, LLC | | | 1 | 100% | 1 |
| SOUTHEAST MISSOURI HOSPITAL | | 1 | | | 1 |
| METHODISM MIDLOTHIAN MEDICAL CENTER | | | 1 | 100% | 1 |
| Glen Oaks Health and REhabilitation | | 1 | | | 1 |

COVID-19: testing by laboratory

Data through Dec 20, 2020 verified as of Dec 21, 2020 at 09:25 AM

Data in this report are provisional and subject to change.

The numbers in the table below represent the number of Florida and non-Florida residents for whom test results were received by the Department of Health. A person can be tested by more than one laboratory and can have both positive and negative results. **Therefore, the sum of the numbers in each column will be larger than the total number of people tested.**

| Reporting lab | Inconclusive | Negative | Positive | Percent positive | Total |
|---|--------------|----------|----------|------------------|-------|
| Oak Hill Health & Rehabilitation Center | | | 1 | 100% | 1 |
| SENDER RETREAT ADULT DAY CARE CENTERS | | | 1 | 100% | 1 |
| VILLAGES HEALTH SYSTEM, LLC, THE | | | 1 | 100% | 1 |
| Crowne Place Assisted Living | | 1 | | | 1 |
| PHYSICIANS PREMIER | | | 1 | 100% | 1 |
| VIVEX/UMTB BIOMEDICAL | | | 1 | 100% | 1 |
| ALLEGANY COUNTY DEPARTMENT OF HEALTH | | 1 | | | 1 |
| Henry County Health and Rehabilitation | | 1 | | | 1 |
| JAX FAMILY CARE | | 1 | | | 1 |
| SARASOTA MEMORIAL HOSPITAL | | 1 | | | 1 |
| BAPTIST HEALTH EXPRESS CARE | | | 1 | 100% | 1 |
| AURORA CONSOLIDATED LABORATORY | | | 1 | 100% | 1 |
| CARENOW URGENT CARE-HENDERSONVILLE | | 1 | | | 1 |
| INTEGRATED FAMILY MEDICAL CENTER | | | 1 | 100% | 1 |
| ORCHID TERRACE | | 1 | | | 1 |
| EAST END PEDIATRICS | | 1 | | | 1 |
| JACKSON MADISON CO. GEN. HOSPITAL | | | 1 | 100% | 1 |
| HUNEYCUTT FAMILY PRACTICE | | | 1 | 100% | 1 |
| PEDIATRIC ASSOCIATES - JACKSONVILLE | | | 1 | 100% | 1 |
| PRIME CARE FAMILY MEDICINE | | | 1 | 100% | 1 |
| WATERBURY HOSPITAL REFERENCE LAB | | | 1 | 100% | 1 |
| SUN CLINICAL LABORATORIES | | | 1 | 100% | 1 |
| FAIRFIELD MEDICAL CENTER | | | 1 | 100% | 1 |
| LITTLE FALLS HOSPITAL LABORATORY | | 1 | | | 1 |
| KANA MEDICAL | | | 1 | 100% | 1 |
| BEAUMONT HOSPITAL | | | 1 | 100% | 1 |
| CLINIC OF PEDIATRICS & GI MEDICINE INC | | | 1 | 100% | 1 |
| MEDICAL ARTS LABORATORY | | | 1 | 100% | 1 |
| OCCUPATIONAL HEALTH CENTER | | 1 | | | 1 |
| ST JOHNS MEDICAL CENTER | | 1 | | | 1 |
| CARSON NURSING AND REHABILITATION CENT | | 1 | | | 1 |
| COLONIAL MEDICAL CENTER-EAST ORLANDO | | | 1 | 100% | 1 |
| Cortland Acres Association | | 1 | | | 1 |
| Masonic Medical Research Institute | | | 1 | 100% | 1 |
| CFHC - FROSTPROOF | | | 1 | 100% | 1 |
| SAINT BARNABAS MEDICAL CENTER | | 1 | | | 1 |
| BIOLOGICAL AND CHEMICAL EMERGENCIES LABORATORY | | | 1 | 100% | 1 |
| BLUFFTON HEALTH CENTER | | | 1 | 100% | 1 |
| ADVANCED MEDICAL RESEARCH CENTER LLC | | | 1 | 100% | 1 |
| TAYLOR MANOR | | 1 | | | 1 |
| LP ELIZABETHTON | | 1 | | | 1 |
| PALM BEACH DIABETES AND ENDOCRINE SPECIALISTS, PA | | | 1 | 100% | 1 |
| BAYOU URGENT CARE | | | 1 | 100% | 1 |
| BRONSON METHODIST HOSPITAL | | | 1 | 100% | 1 |
| PEDRO L ORTEGA MD PA | | | 1 | 100% | 1 |
| HELGEMO & LIQU PEDIATRICS | | | 1 | 100% | 1 |
| MIDWAY SPECIALTY CARE CENTER INC | | 1 | | | 1 |

COVID-19: testing by laboratory

Data through Dec 20, 2020 verified as of Dec 21, 2020 at 09:25 AM

Data in this report are provisional and subject to change.

The numbers in the table below represent the number of Florida and non-Florida residents for whom test results were received by the Department of Health. A person can be tested by more than one laboratory and can have both positive and negative results. **Therefore, the sum of the numbers in each column will be larger than the total number of people tested.**

| Reporting lab | Inconclusive | Negative | Positive | Percent positive | Total |
|--|--------------|----------|----------|------------------|-------|
| FLORIDA MEDICAL CENTER | | | 1 | 100% | 1 |
| EVANS FAMILY CARE PA | | | 1 | 100% | 1 |
| LIFE CARE CENTER OF HILTON HEAD | | 1 | | | 1 |
| UNIVERSITY OF BALTIMORE WASHINGTON MEDICAL CENTER | | | 1 | 100% | 1 |
| Gulfport Rehabilitation Center | | | 1 | 100% | 1 |
| HERNANDO COUNTY HEALTH DEPT | | | 1 | 100% | 1 |
| SOUTHERN HILLS MEDICAL CENTER | | | 1 | 100% | 1 |
| WESTWOOD NURSING & REHAB | | 1 | | | 1 |
| FLORIDA KEYS PED AND ADOLES CTR | | | 1 | 100% | 1 |
| FALMOUTH BY THE SEA | | | 1 | 100% | 1 |
| GOSHEN HOSPITAL | | | 1 | 100% | 1 |
| DOYLESTOWN HOSPITAL | | | 1 | 100% | 1 |
| OLEAN GENERAL HOSPITAL | | 1 | | | 1 |
| GIFFORD MEMORIAL HOSPITAL | | 1 | | | 1 |
| TITUSVILLE CENTER FOR SURGICAL EXCELLENCE LLC | | 1 | | | 1 |
| THE INTERNAL MEDICAL GROUP | | 1 | | | 1 |
| PARRISH MEDICAL GROUP | | | 1 | 100% | 1 |
| Community Compassion Center of Batesville | | | 1 | 100% | 1 |
| BENEVA LAKES ASSISTED LIVING CENTER | | | 1 | 100% | 1 |
| REGIONAL MEDICAL CENTER BAYONET POINT | | | 1 | 100% | 1 |
| Crisp Regional Nursing and Rehab Center | | 1 | | | 1 |
| Memorial Health Care Center | | | 1 | 100% | 1 |
| COVID TESTING LLC | | | 1 | 100% | 1 |
| HOLLAND COMMUNITY HOSPITAL | | 1 | | | 1 |
| DOCTOR'S IN-HOUSE LAB/COMMUNITY HEALTH CENTERS OF PINELLAS - JOHNNIE R | | | 1 | 100% | 1 |
| SANITAS RESEARCH LLC | | | 1 | 100% | 1 |
| SEATTLE-KING COUNTY | | | 1 | 100% | 1 |
| FLORIDA SCHOOL FOR THE DEAF AND THE BLIND | | | 1 | 100% | 1 |
| LAKE HOWARD HEIGHTS | | 1 | | | 1 |
| ANY LAB TEST FAST CORP | | | 1 | 100% | 1 |
| BARTON HEALTH ALLIANCE | | 1 | | | 1 |
| COOPER CLINIC | | | 1 | 100% | 1 |
| MEDEXPRESS URGENT CARE - WICHITA, N MAIZE RD | | 1 | | | 1 |
| INSPIRE HEALTHCARE CENTER | | | 1 | 100% | 1 |
| URGENT DOC -NACOGODOCHES CLINIC | | | 1 | 100% | 1 |
| MEDEXPRESS URGENT CARE - BATTLE CREEK | | 1 | | | 1 |
| MONMOUTH MEDICALC ENTER | | 1 | | | 1 |
| MEMORIAL HOSPITAL LOS BANOS | | | 1 | 100% | 1 |
| WHEATON FRANCISCAN LABORATORY | | | 1 | 100% | 1 |
| HAVEN CUSTEAD CARE CENTER | | | 1 | 100% | 1 |
| HAMILTON CI MAIN UNIT ANNEX/ WORK CAMP | | | 1 | 100% | 1 |
| CLEVELAND HEARTLAB | | | 1 | 100% | 1 |
| Dulles Health and Rehab Center | | 1 | | | 1 |
| LABRADOR PRIMARY CARE CENTER | | | 1 | 100% | 1 |
| SMA BEHAVIORAL HEALTH SERVICES INC | | 1 | | | 1 |
| MANOR CARE OF DELRAY BEACH FL LLC | | 1 | | | 1 |
| HILTON HEAD HOSPITAL/INPATIENT | | | 1 | 100% | 1 |

COVID-19: testing by laboratory

Data through Dec 20, 2020 verified as of Dec 21, 2020 at 09:25 AM

Data in this report are provisional and subject to change.

The numbers in the table below represent the number of Florida and non-Florida residents for whom test results were received by the Department of Health. A person can be tested by more than one laboratory and can have both positive and negative results. **Therefore, the sum of the numbers in each column will be larger than the total number of people tested.**

| Reporting lab | Inconclusive | Negative | Positive | Percent positive | Total |
|---|--------------|----------|----------|------------------|-------|
| MEDEXPRESS URGENT CARE-PETERS TWP | | 1 | | | 1 |
| CLINICAL LABORATORY | | 1 | | | 1 |
| BAYCARE LABORATORIES | | | 1 | 100% | 1 |
| 441 URGENT CARE CENTER - BROWNWOOD | | | 1 | 100% | 1 |
| ST. JOHN HOSPITAL & MEDICAL CENTER | | | 1 | 100% | 1 |
| ADVANCE HEALTH AND WELLNESS SOLUTIONS | | | 1 | 100% | 1 |
| LRGHEALTHCARE | | 1 | | | 1 |
| MEDEXPRESS URGENT CARE - WHEELING | | 1 | | | 1 |
| HEALTH CARE SERVICES LC | | | 1 | 100% | 1 |
| DUKE HEALTH REGIONAL HOSPITAL | | | 1 | 100% | 1 |
| CORNERSTONE PEDIATRICS | | | 1 | 100% | 1 |
| NDX-CORE LAB | | | 1 | 100% | 1 |
| HORIZON MEDICAL CENTER | | | 1 | 100% | 1 |
| Heartland of Perrysburg | | 1 | | | 1 |
| SIGNATURE CARE MEMORIAL CITY | | | 1 | 100% | 1 |
| MID-FLORIDA PATHOLOGY LLC | | 1 | | | 1 |
| FHPG SURGICAL ASSOCIATES OF EAST PASCO | | | 1 | 100% | 1 |
| BIOMERIEUX | | | 1 | 100% | 1 |
| CARE POINT HEALTH AND WELLNESS CENTER | | 1 | | | 1 |
| BOLLES SCHOOL, THE | | | 1 | 100% | 1 |
| GADSDEN FAMILY PRACTICE | | 1 | | | 1 |
| CYPRESS VILLAGE REHAB CENTER | | 1 | | | 1 |
| AVERA ST. MARY'S HOSPITAL | | | 1 | 100% | 1 |
| MIGUEL E TREVINO MD PA | | | 1 | 100% | 1 |
| EXCEL URGENT CARE OF NJ | | | 1 | 100% | 1 |
| SIGNATURE CARE MIDLAND | | | 1 | 100% | 1 |
| MAINE CENTER FOR DISEASE CONTROL AND PREVENTION | | | 1 | 100% | 1 |
| ADVENTHEALTH CENTRA CARE PONCIANA | | | 1 | 100% | 1 |
| REEVES COUNTY HOSPITAL DISTRICT | | | 1 | 100% | 1 |
| SENIOR LIVING IV SUN CITY LLC | | 1 | | | 1 |
| BROOKSHIRE, THE | | | 1 | 100% | 1 |
| NABI | | 1 | | | 1 |
| STATCARE URGENT & WALK IN MEDICAL CARE | | 1 | | | 1 |
| GAMMA HEALTHCARE, INC | | 1 | | | 1 |
| CVS MINUTE CLINIC DIAGNOSTIC OF TN #6044 | | 1 | | | 1 |
| FRESENIUS KIDNEY CARE FORT WALTON BEACH | | | 1 | 100% | 1 |
| GRAND VILLA OF ENGLEWOOD | | | 1 | 100% | 1 |
| QUALITY CLINICAL LAB LLC | | | 1 | 100% | 1 |
| OCALA REGIONAL DIALYSIS- NORTH | | | 1 | 100% | 1 |
| FLAGLER HEALTH SERVICES INC | | | 1 | 100% | 1 |
| FORT LOUDOUN PRIMARY CARE | | 1 | | | 1 |
| DAYTONA BEACH CENTRA CARE | | | 1 | 100% | 1 |
| NEW ERA COMMUNITY HEALTH CENTER LLC | | 1 | | | 1 |
| NORTH RIVER FAMILY HEALTH CENTER | | | 1 | 100% | 1 |
| ROYAL OAK MEDICAL CENTER LLC DBA CHARACTER FAMILY | | | 1 | 100% | 1 |
| SYNERGENE LABORATORY | | | 1 | 100% | 1 |
| NORTH FLORIDA MEDICAL GROUP | | 1 | | | 1 |

COVID-19: testing by laboratory

Data through Dec 20, 2020 verified as of Dec 21, 2020 at 09:25 AM

Data in this report are provisional and subject to change.

The numbers in the table below represent the number of Florida and non-Florida residents for whom test results were received by the Department of Health. A person can be tested by more than one laboratory and can have both positive and negative results. **Therefore, the sum of the numbers in each column will be larger than the total number of people tested.**

| Reporting lab | Inconclusive | Negative | Positive | Percent positive | Total |
|---|--------------|----------|----------|------------------|-------|
| TMH CANCER CENTER LABORATORY | | | 1 | 100% | 1 |
| ATHENA CARE RESOURCES LLC | | 1 | | | 1 |
| LAREDO EMERGENCY ROOM | | | 1 | 100% | 1 |
| CAREWELL URGENT CARE FITCHBURG | | | 1 | 100% | 1 |
| EAST FL CORE LAB | | | 1 | 100% | 1 |
| HELIX BIOMEDICS LLC | | | 1 | 100% | 1 |
| Avante at Orlando | | 1 | | | 1 |
| MAYO CLINIC OUTPATIENT DIALYSIS CENTER | | | 1 | 100% | 1 |
| OAK HAVEN REHAB AND NURSING CENTER | | | 1 | 100% | 1 |
| JOSHUA E CHESIR MD | | 1 | | | 1 |
| LEGACY AT HIGHWOODS PRESERVE | | 1 | | | 1 |
| MOUNT SINAI COMPREHENSIVE CANCER CENTER | | | 1 | 100% | 1 |
| KIDSVILLE PEDIATRICS | | | 1 | 100% | 1 |
| DES PLAINES CLINICAL LAB | | | 1 | 100% | 1 |
| LAKEWOOD RANCH MEDICAL CENTER CLINICAL LAB | | | 1 | 100% | 1 |
| HUDSON REGIONAL HOSPITAL | | | 1 | 100% | 1 |
| LEXINGTON PLACE SENIOR LIVING COMMUNITY | | 1 | | | 1 |
| BAPTIST HEALTH LEXINGTON | | | 1 | 100% | 1 |
| CRUSADER COMMUNITY HEALTH | | | 1 | 100% | 1 |
| APOPKA FAMILY HEALTH CENTER | | | 1 | 100% | 1 |
| FIT4LIFE MEDICAL CENTER | | | 1 | 100% | 1 |
| PRIMEX CLINICAL LABORATORIES INC | | | 1 | 100% | 1 |
| NORTH PINELLAS CHILDRENS MEDICAL CENTER INC | | | 1 | 100% | 1 |
| PANCARE HEALTH - BAY COUNTY - YOUNGSTOWN | | 1 | | | 1 |
| SPRINGBROOK HOSPITAL | | | 1 | 100% | 1 |
| ST VINCENT'S AMBULATORY CARE INC | | | 1 | 100% | 1 |
| NAPHCARE INC | | 1 | | | 1 |
| LOWER KEYS COMMUNITY HEALTH CENTER | | | 1 | 100% | 1 |
| DEPT OF VA MEDICAL CENTER - MIAMI | | | 1 | 100% | 1 |
| NEW MILFORD HOSPITAL | | | 1 | 100% | 1 |
| CARENOW URGENT CARE-WEST END | | 1 | | | 1 |
| ORMOND MEDICAL ARTS FAMILY PRACTICE PL | | | 1 | 100% | 1 |
| EMERALD TRACE | | 1 | | | 1 |
| PROGRESSIVE MEDICAL RESEARCH | | | 1 | 100% | 1 |
| REFERENCE LABORATORY | | | 1 | 100% | 1 |
| HAWKEYE CARE CENTER DUBUQUE | | 1 | | | 1 |
| HIBISCUS COURT | | | 1 | 100% | 1 |
| WALGREENS #01398 | | | 1 | 100% | 1 |
| EASTMAN HEALTHCARE & REHAB | | 1 | | | 1 |
| CONSULATE HEALTH CARE OF VERO BEACH | | | 1 | 100% | 1 |
| GENESIS MICROBIOLOGY LAB | | 1 | | | 1 |
| HERNANDO CHILDREN'S | | | 1 | 100% | 1 |
| QUEST DIAGNOSTICS CLINICAL LABORATORIES INC | | 1 | | | 1 |
| MOORE CLINICAL RESEARCH INC | | | 1 | 100% | 1 |
| Southwest Louisiana Veterans Home | | | 1 | 100% | 1 |
| MID FLORIDA BIOLOGICALS | | | 1 | 100% | 1 |
| ST LUKES SURGICAL AT THE VILLAGES INC | | | 1 | 100% | 1 |

COVID-19: testing by laboratory

Data through Dec 20, 2020 verified as of Dec 21, 2020 at 09:25 AM

Data in this report are provisional and subject to change.

The numbers in the table below represent the number of Florida and non-Florida residents for whom test results were received by the Department of Health. A person can be tested by more than one laboratory and can have both positive and negative results. **Therefore, the sum of the numbers in each column will be larger than the total number of people tested.**

| Reporting lab | Inconclusive | Negative | Positive | Percent positive | Total |
|--|--------------|----------|----------|------------------|-------|
| BRANDON OUTREACH CLINIC | | | 1 | 100% | 1 |
| Bayou Vista Community Care Center | | | 1 | 100% | 1 |
| SOUTHWOOD NURSING & RETIREMENT CENTER | | 1 | | | 1 |
| PROGRESS PHARMACY INC | | | 1 | 100% | 1 |
| ADVENTHEALTH MEDICAL GROUP UROLOGY AT EAST ORLANDO | | 1 | | | 1 |
| CHRISTIANA HOSPITAL | | 1 | | | 1 |
| PALOMAR MEDICAL CENTER | | | 1 | 100% | 1 |
| EXPRESS LAB LIVINGSTON | | | 1 | 100% | 1 |
| SCIENCE CARE | | | 1 | 100% | 1 |
| UNIVERSITY OF IOWA HOSPITALS & CLINICS | | | 1 | 100% | 1 |
| WESTON COUNTY HEALTH SERVICES | | | 1 | 100% | 1 |
| PELICAN STATE OUTPATIENT CENTER | | | 1 | 100% | 1 |
| NEMOURS CHILDRENS PRIMARY CARE CLERMONT | | | 1 | 100% | 1 |
| STEWART MEDICAL GROUP INC | | | 1 | 100% | 1 |
| THE MEDICAL CENTER AT BOWLING GREEN | | | 1 | 100% | 1 |
| SOUTH LAKE FAMILY HEALTH CENTER | | | 1 | 100% | 1 |
| FAYETTE MEDICAL CENTER LAB | | 1 | | | 1 |
| San Antonio Residence and Rehabilitation Center | | 1 | | | 1 |
| ST GERARD'S COMMUNITY OF CARE | | 1 | | | 1 |
| SAINT JOSEPHS HOSPITAL OF ATLANTA | | | 1 | 100% | 1 |
| MEMORIAL HOSPITAL - BELLEVILLE | | | 1 | 100% | 1 |
| Mountain View Manor | | | 1 | 100% | 1 |
| MAYO CLINICAL LABORATORIES | | 1 | | | 1 |
| BIODORON LABORATORIES | | | 1 | 100% | 1 |
| ST. LUCIE COUNTY HEALTH DEPARTMENT | | 1 | | | 1 |
| GEORGETOWN URGENT CARE | | | 1 | 100% | 1 |
| IRA FIALKO DO | | | 1 | 100% | 1 |
| UPMC NORTHWEST HOSPITAL | | | 1 | 100% | 1 |
| PARK AVENUE PEDIATRICS PC | | 1 | | | 1 |
| Flagler Health and Rehabilitation | | | 1 | 100% | 1 |
| ADVENTHEALTH SENIOR CARE AT ORMOND | | | 1 | 100% | 1 |
| Signature Healthcare of Georgetown | | 1 | | | 1 |
| DOCTORS EXPRESS OF ST PETERSBURG | | | 1 | 100% | 1 |
| SPRINGHILL SENIOR RESIDENCE | | 1 | | | 1 |
| SOUTHERN BREEZE HEALTHCARE | | | 1 | 100% | 1 |
| NORTH FLORIDA CHILD DEVELOPMENT, INC | | | 1 | 100% | 1 |
| BUENA VIDA ESTATES | | | 1 | 100% | 1 |
| Waddell Nursing & Rehab Center | | 1 | | | 1 |
| CHIEFLAND MEDICAL CENTER | | | 1 | 100% | 1 |
| PINNACLE DIALYSIS | | 1 | | | 1 |
| NONA MEDICAL ARTS | | 1 | | | 1 |
| SPECIALTY DRUG TESTING | | | 1 | 100% | 1 |
| MEDEXPRESS URGENT CARE-BRENTWOOD | | 1 | | | 1 |
| MEDICAL ASSOCIATES OF CARTER | | 1 | | | 1 |
| MOSAIC MEDICAL CENTER MARYVILLE | | | 1 | 100% | 1 |
| KETTERING MEDICAL CENTER | | | 1 | 100% | 1 |
| AVON PARK CLUSTER | | 1 | | | 1 |

COVID-19: testing by laboratory

Data through Dec 20, 2020 verified as of Dec 21, 2020 at 09:25 AM

Data in this report are provisional and subject to change.

The numbers in the table below represent the number of Florida and non-Florida residents for whom test results were received by the Department of Health. A person can be tested by more than one laboratory and can have both positive and negative results. **Therefore, the sum of the numbers in each column will be larger than the total number of people tested.**

| Reporting lab | Inconclusive | Negative | Positive | Percent positive | Total |
|---|--------------|----------|----------|------------------|-------|
| Ocala Family Medical Center | | 1 | | | 1 |
| UHS Binghamton General | | | 1 | 100% | 1 |
| Providence Portland Medical Center | | 1 | | | 1 |
| South Dade Nursing & Rehabilitation Center | | | 1 | 100% | 1 |
| Newton Memorial Hospital | | 1 | | | 1 |
| Doctors After Hours Urgent Care Center | | | 1 | 100% | 1 |
| CVS Minute Clinic Diagnostic PA #3060 | | 1 | | | 1 |
| FHCP ASC - Orange City | | | 1 | 100% | 1 |
| Minute Clinic, LLC #1434 | | 1 | | | 1 |
| Victory Health and Rehabilitation | | | 1 | 100% | 1 |
| Arlington Care Center | | | 1 | 100% | 1 |
| Avera Sacred Heart Hospital | | | 1 | 100% | 1 |
| The Palms Nursing and Rehabilitation | | 1 | | | 1 |
| Conway Lakes Health and Rehabilitation Center | | 1 | | | 1 |
| Good Samaritan Hospital | | | 1 | 100% | 1 |
| BL Diagnostics LLC | | | 1 | 100% | 1 |
| Pinellas CHD - Clearwater | | | 1 | 100% | 1 |
| Access Health Care Physicians | | | 1 | 100% | 1 |
| St Francis Medical Center | | | 1 | 100% | 1 |
| Heritage of Red Cloud | | 1 | | | 1 |
| Hyde Park Medical Center | | 1 | | | 1 |
| Pediatric Associates - Doral | | | 1 | 100% | 1 |
| Pompano Beach Artificial Kidney Center | | | 1 | 100% | 1 |
| Florida Hospital Lab | | | 1 | 100% | 1 |
| Avera Sr. James Care Center | | 1 | | | 1 |
| New York State Department of Health | | | 1 | 100% | 1 |
| Augusta Health Clinical Laboratory | | | 1 | 100% | 1 |
| South Florida Baptist Hospital | | | 1 | 100% | 1 |
| Oviedo Childrens Health Center LLC | | 1 | | | 1 |
| Baptist Health Medical Plaza | | | 1 | 100% | 1 |
| Mederi Caretenders | | | 1 | 100% | 1 |
| Riverside Methodist Hospital Lab | | | 1 | 100% | 1 |
| Vi at Aventura | | 1 | | | 1 |
| Key West HMA Physician Management, LLC | | | 1 | 100% | 1 |
| Minute Clinic of Kansas PA | | | 1 | 100% | 1 |
| MeDEXpress Urgent Care-MT Pleasant | | | 1 | 100% | 1 |
| Florida Baptist Retirement Center | | 1 | | | 1 |
| UMass Memorial Medical Center, Inc | | 1 | | | 1 |
| Buena Vista Care Center | | 1 | | | 1 |
| Maine Health and Environmental Testing Laboratory | | | 1 | 100% | 1 |
| Milford Regional Hospital | | | 1 | 100% | 1 |
| Longwood Community Living Center | | 1 | | | 1 |
| Care Station Medical Group | | 1 | | | 1 |
| West Coast Clinical Labs Inc | | | 1 | 100% | 1 |
| Brookdale Fort Myers Lakes Park | | | 1 | 100% | 1 |
| Pediatric Partners Zephyrhills | | | 1 | 100% | 1 |
| Memorial Hospital West | | | 1 | 100% | 1 |

COVID-19: testing by laboratory

Data through Dec 20, 2020 verified as of Dec 21, 2020 at 09:25 AM

Data in this report are provisional and subject to change.

The numbers in the table below represent the number of Florida and non-Florida residents for whom test results were received by the Department of Health. A person can be tested by more than one laboratory and can have both positive and negative results. **Therefore, the sum of the numbers in each column will be larger than the total number of people tested.**

| Reporting lab | Inconclusive | Negative | Positive | Percent positive | Total |
|---|--------------|----------|----------|------------------|-------|
| VALLEY MEDICAL LABORATORY | | | 1 | 100% | 1 |
| SPORTS MEDICINE CLINIC - U OF WYOMING | | | 1 | 100% | 1 |
| HOUSTON DEPARTMENT OF HEALTH AND HUMAN SERVICES | | | 1 | 100% | 1 |
| LAB TEST KENDALL LLC | | 1 | | | 1 |
| Mill Valley Care Center | | 1 | | | 1 |
| ONSLOW COUNTY HEALTH DEPARTMENT | | | 1 | 100% | 1 |
| 441 URGENT CARE-MULBERRY | | | 1 | 100% | 1 |
| Wedgewood Manor | | 1 | | | 1 |
| LIFELINK TISSUE BANK D/B/A LIFELINK TISSUE BANK | | 1 | | | 1 |
| Chestnut Ridge Nursing & Rehab | | 1 | | | 1 |
| GALVESTON COUNTY HEALTH DISTRICT | | | 1 | 100% | 1 |
| Orchid Cove at Naples | | | 1 | 100% | 1 |
| HALIFAX HEALTH CARE FOR WOMEN | | 1 | | | 1 |
| Ramsey Village | | 1 | | | 1 |
| DOCTORS HOSPITAL OF LAREDO | | | 1 | 100% | 1 |
| CLEVELAND CLINIC OHIO LABORATORIES | | | 1 | 100% | 1 |
| ST PETERSBURG PEDIATRICS | | | 1 | 100% | 1 |
| ADVANCED MEDICAL LABORATORIES (AML) | | | 1 | 100% | 1 |
| QUALITY LAB | | | 1 | 100% | 1 |
| PANCARE HEALTH - BRUCE | | | 1 | 100% | 1 |
| MARYLAND DEPARTMENT OF HEALTH AND MENTAL HYGIENE-LABORATORIES | | | 1 | 100% | 1 |
| FIU HEALTH CARE CENTER | | | 1 | 100% | 1 |
| SHAMRA MEDICAL LABORATORY | | | 1 | 100% | 1 |
| SKY RIDGE MEDICAL CENTER - MICRO | | | 1 | 100% | 1 |
| MEDEXPRESS-DOVER | | 1 | | | 1 |
| STEWARD FLORIDA ALF, INC | | | 1 | 100% | 1 |
| The Pines at Poughkeepsie Center for Nursing and Rehabilitation | | 1 | | | 1 |
| CARESOUTH HHA HOLDINGS OF THE TREASURE COAST LLC | | | 1 | 100% | 1 |
| SANTA CLARA VALLEY MEDICAL CENTER | | | 1 | 100% | 1 |
| POUDRE VALLEY HOSPITAL | | | 1 | 100% | 1 |
| ADULT MEDICINE OF LAKE COUNTY INC | | | 1 | 100% | 1 |
| SOUTHWEST ORLANDO FAMILY MEDICINE, PL | | | 1 | 100% | 1 |
| WESTOX LABS | | 1 | | | 1 |
| UNIVERISTY OF MIAMI | | | 1 | 100% | 1 |
| FLORIDA HOSPITAL PHYSICIANS GROUP | | | 1 | 100% | 1 |
| Washington County Nursing H0me | | | 1 | 100% | 1 |
| FLORIDA DEPARTMENT OF HEALTH IN LEE COUNTY | | | 1 | 100% | 1 |
| RIVERSIDE MEDICAL CENTER | | 1 | | | 1 |
| GWINNETT MEDICAL CENTER | | | 1 | 100% | 1 |
| MEDEXPRESS URGENT CARE- FORT WORTH N T | | 1 | | | 1 |
| ALPHA CLINICAL LABORATORY CORP. | | | 1 | 100% | 1 |
| EASTERN FLORIDA STATE COLLEGE – PALM BAY CAMPUS□ | | | 1 | 100% | 1 |
| HIGH DESERT COURT GROUP HOME | | | 1 | 100% | 1 |
| TRUMAN MEDICAL CENTER - HOSPITAL HILL | | | 1 | 100% | 1 |
| WALGREENS #5130 | | | 1 | 100% | 1 |
| MID-FLORIDA PATHOLOGY LLC - MOBILE UNIT # 3 | | | 1 | 100% | 1 |
| FRESENIUS KIDNEY CARE DUNEDIN | | | 1 | 100% | 1 |

COVID-19: testing by laboratory

Data through Dec 20, 2020 verified as of Dec 21, 2020 at 09:25 AM

Data in this report are provisional and subject to change.

The numbers in the table below represent the number of Florida and non-Florida residents for whom test results were received by the Department of Health. A person can be tested by more than one laboratory and can have both positive and negative results. **Therefore, the sum of the numbers in each column will be larger than the total number of people tested.**

| Reporting lab | Inconclusive | Negative | Positive | Percent positive | Total |
|--|--------------|----------|----------|------------------|-------|
| MEDEXPRESS URGENT CARE - HADLEY | | 1 | | | 1 |
| ORLANDO PHYSICIAN NETWORK | | 1 | | | 1 |
| Medicalodges Neosho | | | 1 | 100% | 1 |
| HIGHLAND PARK LAKEWOOD PRESTON HOLLOW | | | 1 | 100% | 1 |
| FLAGLER PROFESSIONAL HEALTH CARE SERVICES INC | | 1 | | | 1 |
| MEDEXPRESS URGENT CARE NORWIN | | 1 | | | 1 |
| MAYO CLINIC BEACHES PRIMARY CARE CTR | | 1 | | | 1 |
| MANSFIELD MEDICAL LODGE | | | 1 | 100% | 1 |
| CHATSWORTH ASSISTED LIVING COMMUNITY AT PGA NATIONAL | | | 1 | 100% | 1 |
| ALLIED PHYSICIANS GROUP | | 1 | | | 1 |
| Parkside Manor | | 1 | | | 1 |
| LIFESPAN HEALTH - SELMER | | 1 | | | 1 |
| OCEAN MEDICAL CENTER | | 1 | | | 1 |
| BOULDER COMMUNITY HOSPITAL | | | 1 | 100% | 1 |
| MEDEXPRESS URGENT CARE - MOUNTAIN HOME | | 1 | | | 1 |
| KIDSVILLE PEDIATRICS IV PA | | 1 | | | 1 |
| UNIVERSITY OF MIAMI PRIMARY CARE SITE UMHC 3039 | | | 1 | 100% | 1 |
| American Fork Care Center dba Heritage Care Center | | 1 | | | 1 |
| WALKONCLINIC | | | 1 | 100% | 1 |
| CVS HEALTH, #1994 | | 1 | | | 1 |
| SHELL POINT HOME HEALTH | | | 1 | 100% | 1 |
| Consulate Health Care of Tallahassee | | | 1 | 100% | 1 |
| WILTON MANORS HEALTH & REHABILITATION CENTER | | | 1 | 100% | 1 |
| Sanford Health & Rehabilitation | | | 1 | 100% | 1 |
| YUMA REGIONAL MEDICAL CENTER | | | 1 | 100% | 1 |
| UNLIMITED MEDICAL SERVICES OF FL PL DBA | | 1 | | | 1 |
| LEHIGH MEDICAL AND RESEARCH CENTER, INC | | | 1 | 100% | 1 |
| ALABAMA REFERENCE LAB | | | 1 | 100% | 1 |
| MEMORIAL HEALTHCARE SYSTEM | | | 1 | 100% | 1 |
| STEPHENS COUNTY HOSPITAL | | | 1 | 100% | 1 |
| MDS PHARMA SERVICES | | 1 | | | 1 |
| NORTH FLORIDA MEDICAL CENTERS INC | | 1 | | | 1 |
| MEDICAL ASSOCIATES OF PINELLAS - LAB | | | 1 | 100% | 1 |
| JOHNSON & JOHNSON VISION CARE-VISTAKON | | | 1 | 100% | 1 |
| Kroger - KRO03400316 | | | 1 | 100% | 1 |
| BAYCARE OUTREACH LAB AT NEW TAMPA | | | 1 | 100% | 1 |
| WILMINGTON NURSING AND REHAB | | | 1 | 100% | 1 |
| CHOTA COMMUNITY HEALTH SERVICES | | 1 | | | 1 |
| MINUTECLINIC LLC (2335) | | 1 | | | 1 |
| HSRE-ASL CASSELBERRY TRS, LLC | | | 1 | 100% | 1 |
| SYNAPSE ANALYTICAL LABS | | 1 | | | 1 |
| ALL PRO ORTHOPEDICS & SPORTS MEDICINE, PA | | | 1 | 100% | 1 |
| FLORIDA CLINICAL RESEARCH CENTER, LLC | | | 1 | 100% | 1 |
| USC VERDUGO HILLS HOSPITAL | | | 1 | 100% | 1 |
| WELLINGTON REGIONAL MEDICAL CENTER | | | 1 | 100% | 1 |
| LIFELINK TRANSPLANT INSTITUTE LAB | | | 1 | 100% | 1 |
| WELLINGTON WEST 100176 | | | 1 | 100% | 1 |

COVID-19: testing by laboratory

Data through Dec 20, 2020 verified as of Dec 21, 2020 at 09:25 AM

Data in this report are provisional and subject to change.

The numbers in the table below represent the number of Florida and non-Florida residents for whom test results were received by the Department of Health. A person can be tested by more than one laboratory and can have both positive and negative results. **Therefore, the sum of the numbers in each column will be larger than the total number of people tested.**

| Reporting lab | Inconclusive | Negative | Positive | Percent positive | Total |
|--|--------------|----------|----------|------------------|-------|
| SUN CITY DIAGNOSTIC CENTER | | | 1 | 100% | 1 |
| EXACCARE KINGSTON, LLC | | | 1 | 100% | 1 |
| DEVITA | | 1 | | | 1 |
| BORINQUEN HEALTH CENTER | | | 1 | 100% | 1 |
| THE CHILDREN'S HOSPITAL OF PHILADELPHIA | | 1 | | | 1 |
| SHARON REGIONAL MEDICAL CENTER | | | 1 | 100% | 1 |
| NORTH SHORE HEMATOLOGY-ONCOLOGY ASSOCI | | 1 | | | 1 |
| ADVENT HEALTH - OWASA | | | 1 | 100% | 1 |
| BEAUFORT MEMORIAL | | | 1 | 100% | 1 |
| FLORIDA DEPARTMENT OF HEALTH SEMINOLE COUNTY | | 1 | | | 1 |
| WHITE-WILSON MEDICAL CENTER - FORT WALTON BEACH | | | 1 | 100% | 1 |
| ALLIANCE LABORATORY SERVICES | | | 1 | 100% | 1 |
| ROAN MOUNTAIN MEDICAL CENTER | | | 1 | 100% | 1 |
| DIGNITY HEALING LLC | | | 1 | 100% | 1 |
| Tremont Health & Rehabilitation Center | | 1 | | | 1 |
| DISCOVERY AT HOME, LLC | | | 1 | 100% | 1 |
| DUKE UNIVERSITY POINT OF CARE TESTING PROGRAM | | | 1 | 100% | 1 |
| CARESPOT - OCOEE | | | 1 | 100% | 1 |
| LAKE BALDWIN | | | 1 | 100% | 1 |
| USF PHYSICIANS GROUP | | | 1 | 100% | 1 |
| TAMPA URGENT CARE | | | 1 | 100% | 1 |
| PALM BEACH COUNTY HEALTH DEPT. | | | 1 | 100% | 1 |
| ST JOSEPHS HOSPITAL SOUTH HOSPITAL | | | 1 | 100% | 1 |
| PALMA CEIA MED GROUP-SWANN | | 1 | | | 1 |
| CARESPOT - LEE VISTA | | | 1 | 100% | 1 |
| Bolingreen Health and Rehabilitation | | 1 | | | 1 |
| DAVENPORT PEDIATARICS CLERMONT PA | | 1 | | | 1 |
| CLIFTON-FINE HOSPITAL LABORATORY | | 1 | | | 1 |
| NORTH SHORE HEMATOLOGY-ONCOLOGY ASSOCIATES PC | | 1 | | | 1 |
| MINUTECLINIC DIAGNOSTIC MEDICAL GROUP | | 1 | | | 1 |
| FLORIDA DIGESTIVE AND LIVER SPECIALISTS | | | 1 | 100% | 1 |
| ADVENTHEALTH HOSPICE CARE CENTRAL FLORIDA | | 1 | | | 1 |
| CHI ST. LUKE'S HEALTH BCM MEDICAL CENTER | | | 1 | 100% | 1 |
| ARDEN COURTS OF LELY PALMS | | | 1 | 100% | 1 |
| Princeton Place | | | 1 | 100% | 1 |
| URGENT CARE OF FORT LAUDERDALE INC | | | 1 | 100% | 1 |
| PASCO COUNTY HEALTH DEPARTMENT | | | 1 | 100% | 1 |
| ALTA BATES SUMMIT MEDICAL CENTER CLINICAL LAB | | | 1 | 100% | 1 |
| Niles Nursing and Rehab. Center | | 1 | | | 1 |
| Village Crest Center for Health & Rehabilitation | | 1 | | | 1 |
| Villa Maria | | | 1 | 100% | 1 |
| EXPEDIAN URGENT CARE | | | 1 | 100% | 1 |
| MEDICAL ASSOCIATES OF BREVARD LLC | | 1 | | | 1 |
| HARRINGTON PARK HEALTH AND REHAB | | 1 | | | 1 |
| VAULT MEDICAL SERVICES | | | 1 | 100% | 1 |
| CITRONELLE HEALTH AND REHABILITATION CENTER | | 1 | | | 1 |
| UNIVERSITY OF MARYLAND PATHOLOGY ASSOCIATES | | | 1 | 100% | 1 |

COVID-19: testing by laboratory

Data through Dec 20, 2020 verified as of Dec 21, 2020 at 09:25 AM

Data in this report are provisional and subject to change.

The numbers in the table below represent the number of Florida and non-Florida residents for whom test results were received by the Department of Health. A person can be tested by more than one laboratory and can have both positive and negative results. **Therefore, the sum of the numbers in each column will be larger than the total number of people tested.**

| Reporting lab | Inconclusive | Negative | Positive | Percent positive | Total |
|---|--------------|----------|----------|------------------|-------|
| Hampton Court Nursing and Rehabilitation Center | | | 1 | 100% | 1 |
| FHPG_EXP CARE W HILLSBOROUGH | | | 1 | 100% | 1 |
| MEDICAL CITY NORTH HILLS | | | 1 | 100% | 1 |
| PM PEDIATRICS PC | | | 1 | 100% | 1 |
| PRIMACARE MEDICAL LAKEWOOD | | | 1 | 100% | 1 |
| COVID RAPID LABS | | | 1 | 100% | 1 |
| Caldwell Care | | 1 | | | 1 |
| MEDICAL PAVILION CLINIC | | | 1 | 100% | 1 |
| INDIAN RIVER CLINICAL LABORATORY, INC. | | 1 | | | 1 |
| AFFINITY URGENT CARE | | | 1 | 100% | 1 |
| LAKE COMMUNITY ACTION AGENCY | | 1 | | | 1 |
| FALKVILLE HEALTHCARE | | 1 | | | 1 |
| CULVER CITY URGENT CARE | | | 1 | 100% | 1 |
| CEPERO PEDIATRICS PA | | | 1 | 100% | 1 |
| LISTENING DOCTOR PLLC, THE | | | 1 | 100% | 1 |
| Birmingham Nursing & Rehab Center | | 1 | | | 1 |
| SOLARIS HEALTHCARE PLANT CITY | | 1 | | | 1 |
| LOPEZ | | 1 | | | 1 |
| ADVENTHEALTH PHYSICIAN GROUP - APPLEWOOD | | | 1 | 100% | 1 |
| THEDACARE FAMILY MEDICINE GATEWAY | | | 1 | 100% | 1 |
| INTERMOUNTAIN MEDICAL CENTER | | | 1 | 100% | 1 |
| MEDEXPRESS URGENT CARE - ROSS TOWNSHIP | | 1 | | | 1 |
| Life Care Center of Estero | | | 1 | 100% | 1 |
| MEDCARE QUALITY MEDICAL CENTER LLC | | | 1 | 100% | 1 |
| BOONE DRUG & HEALTHCARE AT DEERFIELD | | | 1 | 100% | 1 |
| MEDEXPRESS URGENT CARE-CHIPPEWA | | 1 | | | 1 |
| ST JOHNS EPISCOPAL HOSPITAL SOUTH SHORE | | 1 | | | 1 |
| NEMOURS CHILDREN'S PRIMARY CARE | | | 1 | 100% | 1 |
| DORAL KIDNEY CENTER | | | 1 | 100% | 1 |
| PRISMA HEALTH TUOMEY LABORATORY | | | 1 | 100% | 1 |
| ACCESS FAMILY CARE LLC | | | 1 | 100% | 1 |
| MEDEXPRESS URGENT CARE-SALINA, S 9TH ST | | 1 | | | 1 |
| Manorcare Health Services West Reading North | | 1 | | | 1 |
| LOUISIANA STATE LAB | | | 1 | 100% | 1 |
| ADVANCE MD CARE | | | 1 | 100% | 1 |
| RHODE ISLAND DEPARTMENT OF HEALTH LABORATORIES | | | 1 | 100% | 1 |
| MOUNT SINAI MEDICAL CENTER OF FLORIDA, INC | | | 1 | 100% | 1 |
| EAST TENNESSEE STATE UNIVERSITY | | 1 | | | 1 |
| Rio Grande City Nursing and Rehab Center | | | 1 | 100% | 1 |
| UCH LAB | | | 1 | 100% | 1 |
| ELEMENTS PHARMACY | | | 1 | 100% | 1 |
| BEAUMONT REFERENCE LABORATORY | | | 1 | 100% | 1 |
| ESOTERIC LAB | | | 1 | 100% | 1 |
| WEST DADE PEDIATRICS | | | 1 | 100% | 1 |
| THOMAS HOSPITAL | | | 1 | 100% | 1 |
| HENRY FORD WEST BLOOMFIELD HOSPITAL | | | 1 | 100% | 1 |
| EAST RIDGE RETIREMENT VILLAGE INC | | 1 | | | 1 |

COVID-19: testing by laboratory

Data through Dec 20, 2020 verified as of Dec 21, 2020 at 09:25 AM

Data in this report are provisional and subject to change.

The numbers in the table below represent the number of Florida and non-Florida residents for whom test results were received by the Department of Health. A person can be tested by more than one laboratory and can have both positive and negative results. **Therefore, the sum of the numbers in each column will be larger than the total number of people tested.**

| Reporting lab | Inconclusive | Negative | Positive | Percent positive | Total |
|---|--------------|----------|----------|------------------|-------|
| Manassas Health & Rehab | | | 1 | 100% | 1 |
| WESLEY MEDICAL CENTER | | | 1 | 100% | 1 |
| ST. MARY MEDICAL CENTER | | 1 | | | 1 |
| Lemont Nursing and Rehab Center | | | 1 | 100% | 1 |
| LAKESIDE MEDICAL CENTER | | 1 | | | 1 |
| MOUNT SINAI AVENTURA DIAGNOSTIC CENTER | | | 1 | 100% | 1 |
| HOLMES COUNTY HEALTH DEPARTMENT | | | 1 | 100% | 1 |
| SKYRIDGE CLINICAL ASSOCIATES | | 1 | | | 1 |
| PALMETTO PRIMARY CARE PHYSICIANS | | | 1 | 100% | 1 |
| LEHIGH PULMONARY ASSOCIATES | | | 1 | 100% | 1 |
| Livingston County Center for Nursing and Rehabilitation | | 1 | | | 1 |
| MED TECH SERVICES OF PALM BEACH INC | | 1 | | | 1 |
| BOND COUNTY HEALTH DEPARTMENT | | | 1 | 100% | 1 |
| Eddy Memorial Geriatric Center | | 1 | | | 1 |
| HENRY FORD HOSPITAL | | | 1 | 100% | 1 |
| COMMUNITY MEDICAL CENTER-ORANGE CITY | | 1 | | | 1 |
| University Plaza Rehabilitation and Nursing | | | 1 | 100% | 1 |
| SEASONS HOSPICE AND PALLIATIVE CARE OF | | | 1 | 100% | 1 |
| MEDICAL CENTER OF CENTRAL GEORGIA | | | 1 | 100% | 1 |
| PREMIER PEDIATRICS | | | 1 | 100% | 1 |
| SACRED HEART HEALTH SYSTEM- MIDWIFE PROGRAM | | | 1 | 100% | 1 |
| JOHN KNOX VILLAGE OF CENTRAL FLORIDA | | 1 | | | 1 |
| BLUEWATER TOXICOLOGY | | | 1 | 100% | 1 |
| HALEYVILLE HEALTH CARE CENTER | | 1 | | | 1 |
| Trucare Living Centers - Columbus | | 1 | | | 1 |
| AMERICAN HEALTH ASSOCIATES INC | | | 1 | 100% | 1 |
| MALUHIA | | 1 | | | 1 |
| Diversicare of Smyrna | | 1 | | | 1 |
| Shoreline Care Center | | | 1 | 100% | 1 |
| HUMILITY OF MARY HEALTH PARTNERS | | | 1 | 100% | 1 |
| NEW YORK PRESBYTERIAN HOSPITAL | | | 1 | 100% | 1 |
| GIBSON AREA PRIMARY CARE | | | 1 | 100% | 1 |
| MEDEXPRESS URGENT CARE - STAUNTON | | 1 | | | 1 |
| ARCADIA DIALYSIS CENTER | | | 1 | 100% | 1 |
| HARRIS URGENT CARE CENTER | | | 1 | 100% | 1 |
| TUSCAN ISLE CHAMPIONSGATE OP CO LLC | | 1 | | | 1 |
| MEDEXPRESS URGENT CARE - WEXFORD | | 1 | | | 1 |
| GRACE HEALTHCARE OF LAKE WALES | | 1 | | | 1 |
| CLERMONT PEDIATRICS, PA | | | 1 | 100% | 1 |
| MOBILE RESPONSE DIAGNOSTICS LLC | | 1 | | | 1 |
| GRAND VIEW HOSPITAL | | | 1 | 100% | 1 |
| West Bay of Tampa Center | | | 1 | 100% | 1 |
| Valley Center (WV) | | | 1 | 100% | 1 |
| MCH PHYSICIANS GROUP | | | 1 | 100% | 1 |
| MEDEXPRESS URGENT CARE - LINCOLN N 26T | | 1 | | | 1 |
| HEALTHCARE FOR THE HOMELESS | | | 1 | 100% | 1 |
| KEY TRAINING CENTER | | | 1 | 100% | 1 |

COVID-19: testing by laboratory

Data through Dec 20, 2020 verified as of Dec 21, 2020 at 09:25 AM

Data in this report are provisional and subject to change.

The numbers in the table below represent the number of Florida and non-Florida residents for whom test results were received by the Department of Health. A person can be tested by more than one laboratory and can have both positive and negative results. **Therefore, the sum of the numbers in each column will be larger than the total number of people tested.**

| Reporting lab | Inconclusive | Negative | Positive | Percent positive | Total |
|--|--------------|----------|----------|------------------|-------|
| Douglas County Health Center | | 1 | | | 1 |
| FAIRVIEW SOUTHDALE | | | 1 | 100% | 1 |
| CAREWELL 203 | | | 1 | 100% | 1 |
| CSL PLASMA LAB | | | 1 | 100% | 1 |
| INNOVATIVE CARE II LLC | | | 1 | 100% | 1 |
| INFECTION CONTROL DEPT | | | 1 | 100% | 1 |
| ROYAL PALM MEDICAL GROUP, INC | | 1 | | | 1 |
| Brio of Johnston | | 1 | | | 1 |
| CARESPOT EXPRESS HEALTHCARE BOYNTON BEACH | | | 1 | 100% | 1 |
| MEMORIAL HEALTH UNIVERSITY MEDICAL CENTER | | | 1 | 100% | 1 |
| Lab MSMC Hialeah | | | 1 | 100% | 1 |
| CVA MINUTE CLINIC DIAGNOSTIC OF VIRGINIA, LLC | | 1 | | | 1 |
| PROGRESSIVE MEDICAL LAB LLC | | | 1 | 100% | 1 |
| FLORIDA MEDICAL CLINIC PA GI | | | 1 | 100% | 1 |
| MINUTECLINIC DIAGNOSTIC OF RHODE ISLAND | | 1 | | | 1 |
| Lanier Rehab | | | 1 | 100% | 1 |
| Waters of Covington | | 1 | | | 1 |
| Strasburg Care Center | | 1 | | | 1 |
| ALL CARE URGENT CARE | | | 1 | 100% | 1 |
| UNIVERSITY OF NORTH CAROLINA HOSPITALS | | | 1 | 100% | 1 |
| SMITH NORTHVIEW HOSPITAL LAB | | | 1 | 100% | 1 |
| LAKE CONWAY URGENT CARE LLC | | 1 | | | 1 |
| CARE CENTERS OF NASSAU, LLC - HENDRICKS RD | | 1 | | | 1 |
| COMMUNITY PHYSICIANS OF NORTH PORT PA | | | 1 | 100% | 1 |
| BRIGHAM AND WOMEN'S HOSPITAL | | | 1 | 100% | 1 |
| BRANDON REGIONAL EMERGENCY CTR | | | 1 | 100% | 1 |
| MEA PRIMARY CARE PLUS BYRAM | | | 1 | 100% | 1 |
| WAKULLA COUNTY HEALTH DEPARTMENT | | 1 | | | 1 |
| HARBOR BEACH NURSING AND REHABILITATION CENTER | | | 1 | 100% | 1 |
| INDIANA STATE DEPARTMENT OF HEALTH CLINIC MICROBIOLOGY | | 1 | | | 1 |
| VETERANS AFFAIRS MEDICAL CENTER - EAST ORANGE | | | 1 | 100% | 1 |
| TITUSVILLE TOWERS ASSISTED LIVING | | 1 | | | 1 |
| FLORIDA FAMILY LABORATORY | | 1 | | | 1 |
| RABI SINHA, MD | | 1 | | | 1 |
| CATHEDRAL GERONTOLOGY CENTER DBA CATHEDRAL CARES | | | 1 | 100% | 1 |
| MAHONEY PEDIATRICS PA | | | 1 | 100% | 1 |
| LCMC LAB SUBSECTION | | 1 | | | 1 |
| RAMBAM URGENT CARE | | | 1 | 100% | 1 |
| SAINT ALPHONSUS REGIONAL MEDICAL CENTER | | | 1 | 100% | 1 |
| EH FARGO HOSPITAL LABORATORY | | | 1 | 100% | 1 |
| CARDIAC AND VASCULAR CONSULTANTS MD PA | | 1 | | | 1 |
| WINCHESTER MEDICAL CENTER | | | 1 | 100% | 1 |
| EASYCARE WALK-IN CLINIC | | | 1 | 100% | 1 |
| ROCKWALL URGENT CARE | | | 1 | 100% | 1 |
| DEPARTMENT OF HEALTH/ NEW YORK | | | 1 | 100% | 1 |
| WARE EXPRESS CARE | | | 1 | 100% | 1 |
| ELLIS HOSPITAL URGENT CARE CENTER LAB | | 1 | | | 1 |

COVID-19: testing by laboratory

Data through Dec 20, 2020 verified as of Dec 21, 2020 at 09:25 AM

Data in this report are provisional and subject to change.

The numbers in the table below represent the number of Florida and non-Florida residents for whom test results were received by the Department of Health. A person can be tested by more than one laboratory and can have both positive and negative results. **Therefore, the sum of the numbers in each column will be larger than the total number of people tested.**

| Reporting lab | Inconclusive | Negative | Positive | Percent positive | Total |
|---|--------------|----------|----------|------------------|-------|
| CORPORATION OF AMERICA | | 1 | | | 1 |
| CLUB HEALTH AND REHABILITATION CENTER, THE | | 1 | | | 1 |
| Lutheran Community at Telford | | 1 | | | 1 |
| VIVIAN SIMMONS FAMILY PRACTICE | | | 1 | 100% | 1 |
| CELEBRATION FAMILY PHYSICIANS LLC | | | 1 | 100% | 1 |
| INTERNATIONAL MEDICAL LABORATORY INC | | 1 | | | 1 |
| BEST MEDICAL CENTER | | 1 | | | 1 |
| TENNOVA HEALTHCARE - CLEVELAND | | | 1 | 100% | 1 |
| PENSACOLA PATHOLOGY | | 1 | | | 1 |
| ASSOCIATED MD | | | 1 | 100% | 1 |
| VITAS HEALTH INC | | | 1 | 100% | 1 |
| CHILDRENS SPECIALIST PEDIATRIC PULMMOLOGY & | | | 1 | 100% | 1 |
| DIAGNOSTIC & MEDICAL SPECIALISTS OF GREENWICH | | 1 | | | 1 |
| ADVANCED URGENT CARE PLLC | | 1 | | | 1 |
| Redwood Springs Healthcare | | | 1 | 100% | 1 |
| BEAUMONT HOSPITAL, GROSSE POINTE | | | 1 | 100% | 1 |
| HEALTH ALLIANCE | | | 1 | 100% | 1 |
| WARD MEMORIAL HOSPITAL | | 1 | | | 1 |
| ENZO LABS INC | | | 1 | 100% | 1 |
| JS HEALTHCARE | | | 1 | 100% | 1 |
| MEDEXPRESS URGENT CARE - LITTLE ROCK | | 1 | | | 1 |
| HEALTHPARK MEDICAL CTR NURSING SVC | | 1 | | | 1 |
| SHERMAN-ABRAMS LABORATORY INC | | 1 | | | 1 |
| HOWELL BRANCH COURT | | | 1 | 100% | 1 |
| GENESIS HEALTH SYSTEM | | | 1 | 100% | 1 |
| PARK AVENUE DERMATOLOGY NORTH | | | 1 | 100% | 1 |
| COMMUNICABLE DISEASE CONTROL/PUBLIC HEALTH EMERGENCY PREPAREDNESS | | | 1 | 100% | 1 |
| ROSECASTLE OF JACKSONVILLE LLC | | | 1 | 100% | 1 |
| MEDSTAR HEALTH URGENT CARE | | | 1 | 100% | 1 |
| TIMPANOGOS REGIONAL HOSPITAL | | | 1 | 100% | 1 |
| Remarkable Healthcare Dallas | | | 1 | 100% | 1 |
| MEDICAL LIFE-INC GUIDEWELL EMERGENCY MEDICINE | | | 1 | 100% | 1 |
| ATHENA PLASTIC SURGERY | | 1 | | | 1 |
| BASCOM PALMER-MICRO LAB | | | 1 | 100% | 1 |
| VANAJA SUREDDI MD PA | | | 1 | 100% | 1 |
| COBLESKILL REGIONAL HOSPITAL | | 1 | | | 1 |
| Metairie Healthcare Center | | | 1 | 100% | 1 |
| MEDEXPRESS URGENT CARE - BECKLEY | | 1 | | | 1 |
| FIVE STAR PREMIER RESIDENCES OF POMPANO BEACH | | | 1 | 100% | 1 |
| WATERTOWN URGENT CARE | | 1 | | | 1 |
| SAN JOSE CLINIC | | 1 | | | 1 |
| TWIN | | | 1 | 100% | 1 |
| LOGAN COUNTY HOSPITAL | | | 1 | 100% | 1 |
| LABORATORIO BUENA SALUD | | | 1 | 100% | 1 |
| OCALA REGIONAL KIDNEY CENTER EAST | | | 1 | 100% | 1 |
| STANDIFER PLACE | | 1 | | | 1 |
| PARTNERS IN PRIMARY CARE | | 1 | | | 1 |

COVID-19: testing by laboratory

Data through Dec 20, 2020 verified as of Dec 21, 2020 at 09:25 AM

Data in this report are provisional and subject to change.

The numbers in the table below represent the number of Florida and non-Florida residents for whom test results were received by the Department of Health. A person can be tested by more than one laboratory and can have both positive and negative results. **Therefore, the sum of the numbers in each column will be larger than the total number of people tested.**

| Reporting lab | Inconclusive | Negative | Positive | Percent positive | Total |
|--|--------------|----------|----------|------------------|-------|
| CQUENTIA NGS, LLC | | | 1 | 100% | 1 |
| FAITH FAMILY PRACTICE | | | 1 | 100% | 1 |
| BROOKSVILLE REGIONAL HOSPITAL | | | 1 | 100% | 1 |
| OCALA RKC EAST HEMO #1 | | | 1 | 100% | 1 |
| NIBHA MEDIRATTA MD PL | | | 1 | 100% | 1 |
| NHC HealthCare St. Charles | | 1 | | | 1 |
| NEW ERA HEALTH CENTER INC | | 1 | | | 1 |
| BAPTIST HOSPITAL EAST | | | 1 | 100% | 1 |
| Senatobia Healthcare & Rehab | | 1 | | | 1 |
| CRANES VIEW LODGE | | | 1 | 100% | 1 |
| BUFFALO VAMC | | | 1 | 100% | 1 |
| TRAVIS LEE THOMPSON MD | | | 1 | 100% | 1 |
| ARNOLD PALMER HOSPITAL LAB POCT | | 1 | | | 1 |
| HARBOUR ISLAND PEDIATRICS LLC | | | 1 | 100% | 1 |
| Vibrantlife of El Paso Rehabilitation Center | | | 1 | 100% | 1 |
| GENESEE COUNTY HEALTH DEPARTMENT | | 1 | | | 1 |
| CARING PROFESSIONAL HEALTH CARE LLC | | 1 | | | 1 |
| SUPERKIDS PEDIATRICS | | | 1 | 100% | 1 |
| Integrity Healthcare of Carbondale | | | 1 | 100% | 1 |
| TEXAS HEALTH ARLINGTON MEMORIAL | | 1 | | | 1 |
| HAWAII DEPARTMENT OF HEALTH LAB | | | 1 | 100% | 1 |
| NORTH SHORE MEDICAL CENTER - SALEM HOSPITAL | | | 1 | 100% | 1 |
| LAKE PEDIATRICS | | | 1 | 100% | 1 |
| TITUSVILLE REHABILITATION AND NURSING CENTER | | 1 | | | 1 |
| MARYLAND DEPARTMENT OF HEALTH AND MENTAL HYGIENE | | | 1 | 100% | 1 |
| OMAHA VA MEDICAL CENTER | | | 1 | 100% | 1 |
| ADVENTHEALTH IMAGING LAKE NONA | | | 1 | 100% | 1 |
| ST. LUKE'S HOSPITAL | | | 1 | 100% | 1 |
| MINUTE CLINIC DIAGNOSTIC PA | | | 1 | 100% | 1 |
| MEDEXPRESS URGENT CARE - TOPEKA, SW WANAMAKER RD | | 1 | | | 1 |
| OSF ST JOSEPH MEDICAL CENTER | | | 1 | 100% | 1 |
| ADVANCED LABORATORY SERVICES | | | 1 | 100% | 1 |
| Mercy Manor Transition Center | | | 1 | 100% | 1 |
| PUBLIX PHARMACY #1114 | | | 1 | 100% | 1 |
| VA OUTPATIENT PHARMACY | | | 1 | 100% | 1 |
| MADISON AT OVIEDO | | | 1 | 100% | 1 |
| Good Samaritan Society - Albion | | 1 | | | 1 |
| SOUTH FLORIDA URGENT CARE CENTERS, LLC | | | 1 | 100% | 1 |
| MINUTE CLINIC, LLC #4650 | | 1 | | | 1 |
| CONCIERGE INTERNAL MEDICINE ASSOCIATES | | | 1 | 100% | 1 |
| HENRICO DOCTOR'S LABORATORY | | | 1 | 100% | 1 |
| ST. PETERSBURG PEDIATRICS- 38TH AVENUE | | | 1 | 100% | 1 |
| Harris Hill Nursing Facility | | 1 | | | 1 |
| Signature Healthcare of Savannah | | 1 | | | 1 |
| TREASURE COAST MEDICAL CONCIERGE LLC | | | 1 | 100% | 1 |
| ST. MICHAEL'S ELITE HOSPITAL | | | 1 | 100% | 1 |
| MIAMI-DADE COUNTY HEALTH DEPT. | | 1 | | | 1 |

COVID-19: testing by laboratory

Data through Dec 20, 2020 verified as of Dec 21, 2020 at 09:25 AM

Data in this report are provisional and subject to change.

The numbers in the table below represent the number of Florida and non-Florida residents for whom test results were received by the Department of Health. A person can be tested by more than one laboratory and can have both positive and negative results. **Therefore, the sum of the numbers in each column will be larger than the total number of people tested.**

| Reporting lab | Inconclusive | Negative | Positive | Percent positive | Total |
|--|--------------|----------|----------|------------------|-------|
| CITRUS HEALTH NETWORK INC | | | 1 | 100% | 1 |
| Cornerstone at the Ranch | | 1 | | | 1 |
| MEDEXPRESS URGENT CARE - BENTON | | 1 | | | 1 |
| MINIUTECLINIC DIAG OF IND, LLC #6553 | | 1 | | | 1 |
| BRUCE S WEST MD | | | 1 | 100% | 1 |
| CAROMONT HEALTH | | | 1 | 100% | 1 |
| LABORATORIO MEDICO CENTRAL CONDOMINO MD | | | 1 | 100% | 1 |
| HEALTH PLUS SUNRISE MEDICAL OFFICE | | | 1 | 100% | 1 |
| SIGNATURE CARE COLLEGE STATION | | | 1 | 100% | 1 |
| EAST COAST INSTITUTE FOR RESEARCH LLC | | | 1 | 100% | 1 |
| IVAN, MAYA | | | 1 | 100% | 1 |
| DEVLIN MANOR NURSING AND REHABILITATION | | 1 | | | 1 |
| ST CATHERINE HOSPITAL LABORATORY | | | 1 | 100% | 1 |
| HOUSTON METHODIST HOSPITAL | | | 1 | 100% | 1 |
| FLORIDA HOSPITAL TRANSPLANT CENTER | | 1 | | | 1 |
| TREASURE COAST PRIMARY CARE | | 1 | | | 1 |
| CAREHERE LLC | | | 1 | 100% | 1 |
| PRECISION CLINICAL RESEARCH | | | 1 | 100% | 1 |
| FLORIDA HOSPITAL ORMOND BEACH | | | 1 | 100% | 1 |
| RCP OF MEMORIAL WEST | | | 1 | 100% | 1 |
| SERENADES BY SONATA | | 1 | | | 1 |
| ROCKLEDGE HEALTH & REHABILITATION CENTER | | | 1 | 100% | 1 |
| PROVIDENCE ST PETER HOSPITAL | | 1 | | | 1 |
| SPARTANBURG REGIONAL MEDICAL CENTER | | | 1 | 100% | 1 |
| FAMILY MEDICAL CENTERS | | | 1 | 100% | 1 |
| ST CLOUD COMPOUNDING PHARMACY & WELLNESS CENTER | | 1 | | | 1 |
| DOC PAM PA | | 1 | | | 1 |
| NORTH CAROLINA STATE LABORATORY OF PUBLIC HEALTH, SPECTRUM LAB NETWORK | | | 1 | 100% | 1 |
| MORGAN STANELY HEALTH CENTER | | 1 | | | 1 |
| SANTA MONICA CA-UCLA MC | | | 1 | 100% | 1 |
| WEST VIRGINIA UNIVERSITY HOSPITALS | | | 1 | 100% | 1 |
| KANSAS CITY VA MEDICAL CENTER | | | 1 | 100% | 1 |
| Miller Health Care Center | | | 1 | 100% | 1 |
| Florence Home | | 1 | | | 1 |
| BREVARD FAMILY WALK IN CLINIC | | | 1 | 100% | 1 |
| BAYCARE OUTREACH LAB WH SOUTH | | | 1 | 100% | 1 |
| LIFELINK OF FLORIDA | | | 1 | 100% | 1 |
| FLORIDA HEART AND VASCULAR MULTISPECIALTY GROUP PA | | | 1 | 100% | 1 |
| ORLANDO FAMILY PHYSICIANS | | | 1 | 100% | 1 |
| STATE OF FLORIDA | | | 1 | 100% | 1 |
| HALIFAX HEALTH PRIMARY CARE | | | 1 | 100% | 1 |
| ARIZONA STATE LABORATORY | | | 1 | 100% | 1 |
| MINUTECLINIC LLC #5157 | | | 1 | 100% | 1 |
| MEDEXPRESS URGENT CARE - BECKLEY CROSS | | 1 | | | 1 |
| FLORIDA CLINICAL LABORATORY INC DBA | | | 1 | 100% | 1 |
| NASSAU UNIVERSITY MEDICAL CENTER DEPT | | 1 | | | 1 |
| PULSE MEDICAL GROUP INC | | | 1 | 100% | 1 |

COVID-19: testing by laboratory

Data through Dec 20, 2020 verified as of Dec 21, 2020 at 09:25 AM

Data in this report are provisional and subject to change.

The numbers in the table below represent the number of Florida and non-Florida residents for whom test results were received by the Department of Health. A person can be tested by more than one laboratory and can have both positive and negative results. **Therefore, the sum of the numbers in each column will be larger than the total number of people tested.**

| Reporting lab | Inconclusive | Negative | Positive | Percent positive | Total |
|--|--------------|----------|----------|------------------|-------|
| STAMFORD HOSPITAL | | | 1 | 100% | 1 |
| ICARE | | 1 | | | 1 |
| DASCENA LAB | | | 1 | 100% | 1 |
| ORLANDO CLINICAL RESEARCH CENTER | | 1 | | | 1 |
| HARDIN MEMORIAL HOSPITAL - HEARTLAND PATHOLOGY CONSULTANTS | | | 1 | 100% | 1 |
| NORTHSIDE HOSPITAL DULUTH | | | 1 | 100% | 1 |
| EMERGENCY CARE SERVICES LAB AT JFK MEDICAL CENTER | | | 1 | 100% | 1 |
| MORNINGSIDE NURSING AND REHABILITATION | | 1 | | | 1 |
| MINUTE CLINIC DIAGNOSTIC OF KANSAS PA | | 1 | | | 1 |
| CROSSROADS URGENT CARE | | 1 | | | 1 |
| CONVENIENT MEDICAL AND HEALTH SERVICES | | | 1 | 100% | 1 |
| SAINT JOSEPH'S HOSPITAL AND MEDICAL CENTER | | 1 | | | 1 |
| MEDONE URGENT CARE | | | 1 | 100% | 1 |
| MEMORIAL HERMANN SOUTHWEST HOSPITAL | | | 1 | 100% | 1 |
| WIREGRASS MEDICAL CENTER | | | 1 | 100% | 1 |
| Seal Rock Healthcare | | 1 | | | 1 |
| OHIOHEALTH URGENT CARE | | | 1 | 100% | 1 |
| ADVENTHEALTH MEDICAL GROUP COMMUNITY MEDICINE | | | 1 | 100% | 1 |
| MEDEXPRESS URGENT CARE - ANDERSON | | 1 | | | 1 |
| NORDX | | | 1 | 100% | 1 |
| HACKENSACK UNIVERSITY MEDICAL CENTER | | 1 | | | 1 |
| QC LABORATORY | | | 1 | 100% | 1 |
| TALLAHASSEE PRIMARY CARE ASSOCIATES PA | | | 1 | 100% | 1 |
| ONPOINT URGENT CARE | | | 1 | 100% | 1 |
| HEALTH FIRST MEDICAL GROUP LLC | | | 1 | 100% | 1 |
| DE TAR HOSPITAL | | | 1 | 100% | 1 |
| ILLINOIS DEPT OF PUBLIC HEALTH LABS | | | 1 | 100% | 1 |
| PHYSICIANS CARE | | 1 | | | 1 |
| FREEPORT ER DOX URGENT CARE | | 1 | | | 1 |
| POETS WALK SARASOTA | | | 1 | 100% | 1 |
| MINUTECLINIC DIAGNOSTIC OF MICHIGAN, P | | 1 | | | 1 |
| GENESIS FAMILY PRACTICE | | | 1 | 100% | 1 |
| APS-SUMMIT CARE PHARMACY, LLC DBA OMNICARE | | 1 | | | 1 |
| SHANNON CLARK OD, PA | | | 1 | 100% | 1 |
| NORTHEAST FLORIDA HEALTH SERVICES | | | 1 | 100% | 1 |
| JACKSONVILLE STATEFL | | | 1 | 100% | 1 |
| MERCY - NORTH IOWA | | | 1 | 100% | 1 |
| WATERS EDGE ELEMENTARY SCHOOL | | | 1 | 100% | 1 |
| PRIMECARE AT PORT ORANGE | | | 1 | 100% | 1 |
| ORDRS, INC. | | | 1 | 100% | 1 |
| ARLINGTON ADULT RESIDENTIAL FACILITY, INC | | | 1 | 100% | 1 |
| CLERMONT HEALTH DEPARTMENT | | | 1 | 100% | 1 |
| BOSTON MEDICAL CENTER | | | 1 | 100% | 1 |
| OHIO VALLEY MANOR NURSING & | | 1 | | | 1 |
| CAREWELL JW - WORCESTER LNC | | | 1 | 100% | 1 |
| OMNI HEALTHCARE URGENT CARE | | | 1 | 100% | 1 |
| Maple Lane Nursing Home | | 1 | | | 1 |

COVID-19: testing by laboratory

Data through Dec 20, 2020 verified as of Dec 21, 2020 at 09:25 AM

Data in this report are provisional and subject to change.

The numbers in the table below represent the number of Florida and non-Florida residents for whom test results were received by the Department of Health. A person can be tested by more than one laboratory and can have both positive and negative results. **Therefore, the sum of the numbers in each column will be larger than the total number of people tested.**

| Reporting lab | Inconclusive | Negative | Positive | Percent positive | Total |
|--|--------------|----------|----------|------------------|-------|
| CLEARWATER PAIN MANAGEMENT ASSOCIATES | | | 1 | 100% | 1 |
| DOCTORS CARE OF PALM COAST | | | 1 | 100% | 1 |
| UNIV OF NORTH ALABAMA HEALTH CENTER | | 1 | | | 1 |
| CENTRAL TX URGENT CARE | | | 1 | 100% | 1 |
| BAYFRONT FAMILY HEALTH CENTER | | | 1 | 100% | 1 |
| PALMS OF FT MYERS,THE | | | 1 | 100% | 1 |
| DR PHILLIPS CENTER FOR WELLNESS | | 1 | | | 1 |
| UNITED HEALTHCARE | | | 1 | 100% | 1 |
| ACCURATE HEALTH SERVICES CORP | | | 1 | 100% | 1 |
| JOHN KNOX MANOR INC II | | | 1 | 100% | 1 |
| PRIMARY CARE GROUP LLC | | 1 | | | 1 |
| VIRTUA WEST JERSEY HOSPITAL | | 1 | | | 1 |
| HAVASU REGIONAL MEDICAL CENTER | | | 1 | 100% | 1 |
| LITTLE COMPANY OF MARY HOSPITAL | | | 1 | 100% | 1 |
| FULGENT GENETICS HOUSTON | | 1 | | | 1 |
| FLAGLER COUNTY BOARD OF COUNTY COMMISSIONERS | | | 1 | 100% | 1 |
| ASHLEY CLINICAL DIAGNOSTIC LABORATORY | | | 1 | 100% | 1 |
| PRACTITIONERS IN MOTION | | | 1 | 100% | 1 |
| ENCOMPASS HEALTH HOME HEALTH | | 1 | | | 1 |
| SMITH KLINE | | | 1 | 100% | 1 |
| DAVITA DIALYSIS-NORTH | | | 1 | 100% | 1 |
| FLORIDA STATE UNIVERSITY HEALTH SERVICES | | | 1 | 100% | 1 |
| VILLAGES REHABILITATION AND NURSING CENTER | | 1 | | | 1 |
| Regency Square | | | 1 | 100% | 1 |
| Iron County Medical Care Facility | | 1 | | | 1 |
| FAMILY PRACTICE ASSOCIATES | | 1 | | | 1 |
| STANLY REGIONAL MEDICAL CENTER | | | 1 | 100% | 1 |
| KINGWOOD EMERGENCY HOSPITAL | | | 1 | 100% | 1 |
| UMMC MIDTOWN CAMPUS | | | 1 | 100% | 1 |
| COSTCO PHARMACY #1023 | | | 1 | 100% | 1 |
| SYNEOS HEALTH | | | 1 | 100% | 1 |
| HAMILTON CHD | | 1 | | | 1 |
| PCR DIAGNOSTICS | | | 1 | 100% | 1 |
| Garden View Care Center at Dougherty Ferry | | 1 | | | 1 |
| NORWALK HOSPITAL | | | 1 | 100% | 1 |
| MICROBIOLOGY DEPARTMENT | | | 1 | 100% | 1 |
| PALM WEST INTERNIST PA | | | 1 | 100% | 1 |
| CHP COVID-19 (TX) | | | 1 | 100% | 1 |
| OAKMONT WEST- GREENVILLE SC | | 1 | | | 1 |
| CARESPOT URGENT CARE | | 1 | | | 1 |
| PENINSULA REGIONAL MED CTR LAB | | | 1 | 100% | 1 |
| WINDSOR MANOR | | | 1 | 100% | 1 |
| LIFE CARE CENTER OF GWINNETT | | 1 | | | 1 |
| MID-FLORIDA CANCER CENTERS | | 1 | | | 1 |
| FRASER MEMORIAL HOSPITAL | | | 1 | 100% | 1 |
| CVS HEALTH, #5962 | | 1 | | | 1 |
| MEMORIAL HEALTH SYSTEM | | 1 | | | 1 |

COVID-19: testing by laboratory

Data through Dec 20, 2020 verified as of Dec 21, 2020 at 09:25 AM

Data in this report are provisional and subject to change.

The numbers in the table below represent the number of Florida and non-Florida residents for whom test results were received by the Department of Health. A person can be tested by more than one laboratory and can have both positive and negative results. **Therefore, the sum of the numbers in each column will be larger than the total number of people tested.**

| Reporting lab | Inconclusive | Negative | Positive | Percent positive | Total |
|---|--------------|----------|----------|------------------|-------|
| TENNOVA ER - SANGO | | | 1 | 100% | 1 |
| LADY OF THE SEA HOSPITAL LAB | | | 1 | 100% | 1 |
| MEDAC AT PORTERS NECK | | | 1 | 100% | 1 |
| VIRGINIA UROLOGY | | 1 | | | 1 |
| CAROLINAS HEALTHCARE SYSTEM LAB | | | 1 | 100% | 1 |
| PHYSICIAN ASSOCIATES, LLC | | | 1 | 100% | 1 |
| DSI LABORATORIES-NAPLES-7TH | | | 1 | 100% | 1 |
| Alden North Shore | | | 1 | 100% | 1 |
| SANTA ROSA PEDIATRICS | | | 1 | 100% | 1 |
| LAKE REGIONAL HEALTH | | | 1 | 100% | 1 |
| STONECREST MEDICAL CENTER | | 1 | | | 1 |
| JACK M MATHENY II MD | | | 1 | 100% | 1 |
| MEMORIAL HOSPITAL OF TAMPA | | | 1 | 100% | 1 |
| CITY OF NEW YORK DEPARTMENT OF HEALTH | | | 1 | 100% | 1 |
| Portsmouth Health and Rehab | | | 1 | 100% | 1 |
| COLLINS NURSING HOME | | 1 | | | 1 |
| LAS PALMAS MEDICAL CENTER | | | 1 | 100% | 1 |
| PHYSICIANS URGENT CARE | | | 1 | 100% | 1 |
| CHILDREN'S MEDICAL CENTER-EAST ORLANDO | | | 1 | 100% | 1 |
| SPECTRUM LABORATORY | | | 1 | 100% | 1 |
| INHEALTH LIFE SCIENCES LLC | | | 1 | 100% | 1 |
| LAKEVIEW HEALTH CARE SYSTEM LLC | | | 1 | 100% | 1 |
| OAKWOOD HOSPITAL - SOUTHSORE | | | 1 | 100% | 1 |
| PROMPT CARE OF CENTRAL FLORIDA LLC | | | 1 | 100% | 1 |
| ST VINCENTS AMBULATORY CARE INC | | | 1 | 100% | 1 |
| BROOME COUNTY HEALTH DEPARTMENT | | 1 | | | 1 |
| ST JOHNS PEDIATRICS PA | | 1 | | | 1 |
| CYPRESS CREEK MEDICAL CENTER | | | 1 | 100% | 1 |
| DEPARTMENT OF HEALTH AND ENVIRONMENTAL CONTROL | | | 1 | 100% | 1 |
| NORTHEAST PEDIATRICS | | | 1 | 100% | 1 |
| BODYK | | | 1 | 100% | 1 |
| RIDGEFIELD PEDIATRIC ASSOCIATES | | 1 | | | 1 |
| ELITE CARE | | | 1 | 100% | 1 |
| DESERT HOSPITAL/CPHU CLINICAL LABORATORY | | | 1 | 100% | 1 |
| LAKELAND REGIONAL HEALTH PABLO | | | 1 | 100% | 1 |
| MID FLORIDA COMMUNITY SERVICES | | | 1 | 100% | 1 |
| MINUTECLINIC DIAGNOSTIC OF NEW MEXICO LLC #7552 | | 1 | | | 1 |
| El Paso Health Care Center | | | 1 | 100% | 1 |
| NHLS | | 1 | | | 1 |
| ENCOMPASS HEALTH REHABILITATION HOSPITAL OF LARGO | | | 1 | 100% | 1 |
| Sears Coastal Nursing and Rehab | | 1 | | | 1 |
| Ash Flat Healthcare and Rehabilitation Center | | | 1 | 100% | 1 |
| OPTIMAL MEDICINE INC | | 1 | | | 1 |
| WELLSNOW URGENT CARE-OSWEGO | | | 1 | 100% | 1 |
| VISTA DEL SOL MED ASSOC | | 1 | | | 1 |
| Bivins Pointe | | | 1 | 100% | 1 |
| ManorCare Rehabilitation Center- Decatur | | 1 | | | 1 |

COVID-19: testing by laboratory

Data through Dec 20, 2020 verified as of Dec 21, 2020 at 09:25 AM

Data in this report are provisional and subject to change.

The numbers in the table below represent the number of Florida and non-Florida residents for whom test results were received by the Department of Health. A person can be tested by more than one laboratory and can have both positive and negative results. **Therefore, the sum of the numbers in each column will be larger than the total number of people tested.**

| Reporting lab | Inconclusive | Negative | Positive | Percent positive | Total |
|--|--------------|----------|----------|------------------|-------|
| PUTNAM CO HOSPITAL-D/B/A ASBURY TOWERS | | 1 | | | 1 |
| BLOOMINGDALE PEDIATRIC ASSOCIATES PA | | | 1 | 100% | 1 |
| CVS MINUTE CLINIC #5836 | | 1 | | | 1 |
| PEDIATRIC ASSOCIATES - MIAMI LAKES | | 1 | | | 1 |
| 15 TO KNOW | | | 1 | 100% | 1 |
| BASCOM PALMER EYE INSTITUTE | | | 1 | 100% | 1 |
| BAYFRONT HEAL WOUND CARE AND HYPERBARIC CENTER | | | 1 | 100% | 1 |
| Long Beach Care Center | | | 1 | 100% | 1 |
| PALM SPRINGS GENERAL HOSPITAL | | | 1 | 100% | 1 |
| PEACHEALTH LABORATORIES | | 1 | | | 1 |
| ST MARY'S OF SAGINAW | | 1 | | | 1 |
| EASTSIDE MEDICAL CLINIC | | 1 | | | 1 |
| Carington Park | | | 1 | 100% | 1 |
| TAMPA GENERAL MEDICAL GROUP LABORATORY HEALTHPARK | | | 1 | 100% | 1 |
| CORDOVA FAMILY PRACTICE | | | 1 | 100% | 1 |
| EDGAR PRICE FAMILY & CHILDREN HEALTHCARE CENTER | | | 1 | 100% | 1 |
| STEINHATCHEE DRUGS | | | 1 | 100% | 1 |
| INTERNAL MEDICINE GROUP OF CENTRAL FLORIDA | | | 1 | 100% | 1 |
| UMHC HOLLYWOOD LABORATORY | | | 1 | 100% | 1 |
| COLONIAL VILLA GOOD SAMARITAN CENTER | | 1 | | | 1 |
| REGIONAL MEDICAL LABORATORY | | | 1 | 100% | 1 |
| EXCEPTIONAL EMERGENCY CENTER | | | 1 | 100% | 1 |
| PHYSICIANS PRIMARY CARE LEHIGH PEDS | | | 1 | 100% | 1 |
| ULTIMATE ANALYSIS LABORATORY | | | 1 | 100% | 1 |
| BERKSHIRE MEDICAL CENTER | | | 1 | 100% | 1 |
| ATRIA TAMARAC | | | 1 | 100% | 1 |
| MEDEXPRESS URGENT CARE - LAWRENCE | | 1 | | | 1 |
| USCG SECTOR ST PETE | | 1 | | | 1 |
| CONSOLIDATED | | | 1 | 100% | 1 |
| MINUTECLINIC DIAGNOSTIC OF TN PC #6415 | | 1 | | | 1 |
| HEART HOSPITAL OF LAFAYETTE: EMERGENCY ROOM | | | 1 | 100% | 1 |
| Harbert Hills Academy Nursing Home | | 1 | | | 1 |
| LEE MEMORIAL HOSPITAL OUTPATIENT SURGERY CENTER | | | 1 | 100% | 1 |
| HIGHLANDS URGENT CARE | | | 1 | 100% | 1 |
| HEALGEN SCIENTIFIC | | | 1 | 100% | 1 |
| BAPTIST HOSPITAL OF MIAMI MCI BROWARD LABORATORY | | | 1 | 100% | 1 |
| DAUGHTERS OF SARAH NURSING CENTER | | 1 | | | 1 |
| PORTSMOUTH REG. HOSPITAL | | | 1 | 100% | 1 |
| XSTREMEMD | | | 1 | 100% | 1 |
| MISSOURI DEPARTMENT OF HEALTH AND SENIOR SERVICES - STATE PH LAB | | 1 | | | 1 |
| SUMMERFIELD PAIN MANAGEMENT | | | 1 | 100% | 1 |
| TITUS REGIONAL MEDICAL CENTER | | | 1 | 100% | 1 |
| METRO HEALTH HOSPITAL LABORATORY | | 1 | | | 1 |
| WALGREENS #10308 | | 1 | | | 1 |
| TRIPLE O MEDICAL SERVICES INC | | | 1 | 100% | 1 |
| CARTERSVILLE MEDICAL CENTER | | | 1 | 100% | 1 |
| COVENANT HEALTH | | 1 | | | 1 |

COVID-19: testing by laboratory

Data through Dec 20, 2020 verified as of Dec 21, 2020 at 09:25 AM

Data in this report are provisional and subject to change.

The numbers in the table below represent the number of Florida and non-Florida residents for whom test results were received by the Department of Health. A person can be tested by more than one laboratory and can have both positive and negative results. **Therefore, the sum of the numbers in each column will be larger than the total number of people tested.**

| Reporting lab | Inconclusive | Negative | Positive | Percent positive | Total |
|---|--------------|----------|----------|------------------|-------|
| BARRINGTON TERRACE NAPLES | | | 1 | 100% | 1 |
| PALM BEACH DIABETES & ENDOCRINE SPECIALISTS PA | | | 1 | 100% | 1 |
| Parkview Care Center | | | 1 | 100% | 1 |
| BROOKS -TLC HOSPITAL SYSTEM | | | 1 | 100% | 1 |
| GRAND VILLA OF DUNEDIN | | | 1 | 100% | 1 |
| MERITUS MEDICAL CENTER | | | 1 | 100% | 1 |
| SUSAN F. WILLIAMS M.D., P.A. | | | 1 | 100% | 1 |
| BAYCARE OUTREACH LAB | | | 1 | 100% | 1 |
| ARDEN COURTS OF SEMINOLE | | | 1 | 100% | 1 |
| ORMC-ARDEN/EOI | | | 1 | 100% | 1 |
| Chateau Girardeau | | | 1 | 100% | 1 |
| WINTER GARDEN CHILDREN'S HEALTH CENTERS | | | 1 | 100% | 1 |
| JUPITER PEDIATRIC ASSOCIATES, PA | | | 1 | 100% | 1 |
| Peninsula Nursing and Rehabilitation Center | | 1 | | | 1 |
| ST. VINCENT HOSPITAL | | | 1 | 100% | 1 |
| NORTHERN KENTUCKY HEALTH DEPARTMENT | | | 1 | 100% | 1 |
| BELLE GLADES HEALTH CLINIC | | | 1 | 100% | 1 |
| MEDEXPRESS URGENT CARE - LOGAN | | 1 | | | 1 |
| Alden Lincoln Park | | | 1 | 100% | 1 |
| GUIDEWELL EMERGENCY MEDICINE DOCTORS LLC #33 | | | 1 | 100% | 1 |
| URGENT CARE COASTAL GA | | | 1 | 100% | 1 |
| PANCARE HEALTH - HOSFORD SCHOOL | | | 1 | 100% | 1 |
| MADISON FACILITY INC | | | 1 | 100% | 1 |
| Kroger - KR070300083 | | | 1 | 100% | 1 |
| LAKELAND MEDICAL CENTER | | | 1 | 100% | 1 |
| CENTRAL FLORIDA HOSPITALIST | | | 1 | 100% | 1 |
| AFFILIATED LABORATORIES INC | | | 1 | 100% | 1 |
| CLINICAL TRIALS OF TAMPA LLC | | 1 | | | 1 |
| PEDIATRICS URGENT CARE, LLC | | | 1 | 100% | 1 |
| ADVENTHEALTH MEDICAL GROUP OBSTETRICS | | | 1 | 100% | 1 |
| ATHENS LIMESTONE HOSPITAL | | 1 | | | 1 |
| LOUNDY | | 1 | | | 1 |
| DAVID LAWRENCE CENTER INC | | | 1 | 100% | 1 |
| MINUTECLINIC, LLC | | 1 | | | 1 |
| SUNCREST OMNI | | 1 | | | 1 |
| BIOMAT ORLANDO | | 1 | | | 1 |
| RICHICHI FAMILY HEALTH | | | 1 | 100% | 1 |
| LANCASHIRE HALL NURSING AND REHABILITATION CENTER | | 1 | | | 1 |
| CVS MINUTE CLINIC DIAG OF IND, LLC #6549 | | 1 | | | 1 |
| NEVADA DEPARTMENT OF HEALTH AND HUMAN SERVICES | | | 1 | 100% | 1 |
| MEDEXPRESS URGENT CARE - SPRINGFIELD, COOLEY ST | | 1 | | | 1 |
| SOUTHWEST FLORIDA DIVISION LAB | | | 1 | 100% | 1 |
| UNIVERSITY OF SOUTH FLORIDA | | | 1 | 100% | 1 |
| LAWRENCE GENERAL HOSPITAL | | | 1 | 100% | 1 |
| BAYMEADOWS PEDIATRIC CARE | | 1 | | | 1 |
| TEVAPHARM | | | 1 | 100% | 1 |
| BRIDGEWATER PARK ASSISTED LIVING LLC | | | 1 | 100% | 1 |

COVID-19: testing by laboratory

Data through Dec 20, 2020 verified as of Dec 21, 2020 at 09:25 AM

Data in this report are provisional and subject to change.

The numbers in the table below represent the number of Florida and non-Florida residents for whom test results were received by the Department of Health. A person can be tested by more than one laboratory and can have both positive and negative results. **Therefore, the sum of the numbers in each column will be larger than the total number of people tested.**

| Reporting lab | Inconclusive | Negative | Positive | Percent positive | Total |
|--|--------------|----------|----------|------------------|-------|
| PROGENESIS INC | | | 1 | 100% | 1 |
| GOSHEN MEDICAL CENTER | | | 1 | 100% | 1 |
| NEW YORK UNIVERSITY MEDICAL CENTER | | | 1 | 100% | 1 |
| RENOWN REGIONAL MEDICAL CENTER | | | 1 | 100% | 1 |
| ALBANY MEDICAL CENTER | | | 1 | 100% | 1 |
| AZALEALAND NURSING HOME | | 1 | | | 1 |
| SACRED HEART MEDICAL CENTER | | | 1 | 100% | 1 |
| NEW HORIZON PRIMARY CARE LLC | | | 1 | 100% | 1 |
| CENTRAL CAROLINA HOSPITAL | | | 1 | 100% | 1 |
| 2504-HOMEWOOD | | 1 | | | 1 |
| MD NOW URGENT CARE | | | 1 | 100% | 1 |
| WELLMED AT FORT PIERCE | | 1 | | | 1 |
| PRINCIPLE DIAGNOSTICS LLC | | | 1 | 100% | 1 |
| NEIGHBORCARE PHARMACY SERVICES | | 1 | | | 1 |
| DEPARTMENT OF HEALTH SERVICES | | | 1 | 100% | 1 |
| Kroger - KRO03500568 | | | 1 | 100% | 1 |
| UF KANAPAHA LAB BEAKER | | 1 | | | 1 |
| Sherwood Oaks Health Center | | | 1 | 100% | 1 |
| PORT ORANGE NURSING & REHAB | | | 1 | 100% | 1 |
| ACCESS MEDICAL GROUP OF TAMPA INC | | | 1 | 100% | 1 |
| SOUTHERN SPRINGS HEALTH CARE | | 1 | | | 1 |
| MED TECH CLINICAL LABORATORY | | 1 | | | 1 |
| JOHN D. ARCHBOLD MEMORIAL HOSPITAL | | | 1 | 100% | 1 |
| Garden Isle Healthcare and Rehabilitation Center | | 1 | | | 1 |
| WINSHIPS PHARMACY INC | | 1 | | | 1 |
| NEMOURS CHILDREN'S PRIMARY CARE, ST CLOUD | | | 1 | 100% | 1 |
| PATHOLOGYT & LAB MEDICINE SERVICES | | | 1 | 100% | 1 |
| COASTAL SKIN SURGERY AND DERMATOLOGY PL | | 1 | | | 1 |
| EDWARD HOSPITAL | | | 1 | 100% | 1 |
| ISLANDS ASSISTED LIVING FACILITY,THE | | | 1 | 100% | 1 |
| NORTH MIAMI BEACH SURGICAL CENTER | | | 1 | 100% | 1 |
| MINUTECLINIC, LLC, DBA MINUTECLINIC #6 | | 1 | | | 1 |
| HEARTLAND REGIONAL MEDICAL CENTER | | 1 | | | 1 |
| CVS HEALTH, #2043 | | 1 | | | 1 |
| AMD | | | 1 | 100% | 1 |
| RIVERSIDE COUNTY PUBLIC HEALTH LABORATORY | | | 1 | 100% | 1 |
| LABONE | | 1 | | | 1 |
| PALM COAST DRAW STATION/AMERICAN HEALTH ASSOCIATES | | 1 | | | 1 |
| INLET CONCIERGE MEDICINE | | | 1 | 100% | 1 |
| WINCHESTER HOSPITAL | | | 1 | 100% | 1 |
| HOME AIDE SVC OF EASTERN NY INC D/B/A | | 1 | | | 1 |
| METROHEALTH SYSTEM | | | 1 | 100% | 1 |
| ANDREWS INSTITUTE AMBULATORY SURGERY CENTER | | 1 | | | 1 |
| MIAMI RESCUE MISSION CLINIC INC | | | 1 | 100% | 1 |
| SOUTHWEST REGIONAL PCR LABORATORY | | | 1 | 100% | 1 |
| HARMONY HEALTHCARE ORLANDO INC | | 1 | | | 1 |
| PHYSICIANS IMMEDIATE CARE | | | 1 | 100% | 1 |

COVID-19: testing by laboratory

Data through Dec 20, 2020 verified as of Dec 21, 2020 at 09:25 AM

Data in this report are provisional and subject to change.

The numbers in the table below represent the number of Florida and non-Florida residents for whom test results were received by the Department of Health. A person can be tested by more than one laboratory and can have both positive and negative results. **Therefore, the sum of the numbers in each column will be larger than the total number of people tested.**

| Reporting lab | Inconclusive | Negative | Positive | Percent positive | Total |
|---|--------------|----------|----------|------------------|-------|
| GREENTREE MEDICAL CENTER | | | 1 | 100% | 1 |
| MERCYONE DES MOINES MEDICAL CENTER | | | 1 | 100% | 1 |
| FLORHAM PARK ENDOSCOPY CENTER | | 1 | | | 1 |
| MINUTE CLINIC DIAGNOSTICS OF IN, LLC #6252 | | 1 | | | 1 |
| GOLDING-GRANADO MEDICAL ASSOCIATES | | 1 | | | 1 |
| NCHMD, INC SOUTHEAST IMMEDIATE CARE | | | 1 | 100% | 1 |
| LUMICO LIFE INSURANCE COMPANY | | 1 | | | 1 |
| LEHIGH REGIONAL WOUND CENTER | | | 1 | 100% | 1 |
| HELEN HAYES HOSPITAL LABORATORY | | 1 | | | 1 |
| ROYAL PALM PEDIATRICS | | | 1 | 100% | 1 |
| HARDEE COUNTY FIRE RESCUE | | 1 | | | 1 |
| COMMUNITY | | | 1 | 100% | 1 |
| NORTH SHORE HEMATOLOGY-ONCOLOGY ASSOCIATES | | 1 | | | 1 |
| MINUTECLINIC 7196 | | 1 | | | 1 |
| MIDDLEBURG PEDIATRICS | | | 1 | 100% | 1 |
| LSU MEDICAL CENTER | | | 1 | 100% | 1 |
| DERMDX, DIV OF AURORA DIAGNOSTICS/BERNHARDT LAB | | 1 | | | 1 |
| ADVENTHEALTH MEDICAL GROUP FAMILY MEDICINE AT RDV | | 1 | | | 1 |
| ST PETE DIRECT PRIMARY CARE | | 1 | | | 1 |
| BLOOD SYSTEMS LABORATORIES | | | 1 | 100% | 1 |
| UMASS MEMORIAL/MARLBORO HOSPITAL | | | 1 | 100% | 1 |
| TMH PHYSICIAN PARTNERS | | | 1 | 100% | 1 |
| LEELANAU OPCO, LLC | | 1 | | | 1 |
| ADVENTHEALTH MEDICAL GROUP FAMILY AND INTERNAL | | | 1 | 100% | 1 |
| INTEGRATED GENETICS SEQUENOM | | 1 | | | 1 |
| ADVANCED RESEARCH AND DIAGNOSTIC LABORATORY UNIVERSITY OF MINNESOTA | | | 1 | 100% | 1 |
| HAYS CLINICAL LAB | | | 1 | 100% | 1 |
| POPLAR HEALTHCARE | | | 1 | 100% | 1 |
| FLORIDA DEPARTMENT OF HEALTH IN ESCAMBIA COUNTY | | 1 | | | 1 |
| ORLANDO HEALTH PHYSICIAN GROUP | | | 1 | 100% | 1 |
| BROOKS REHAB | | | 1 | 100% | 1 |
| NORTH BROWARD MEDICAL CENTER | | | 1 | 100% | 1 |
| WillowBrooke Court at Westminster Village | | 1 | | | 1 |
| NEW YORK CITY DEPARTMENT OF HEALTH | | | 1 | 100% | 1 |
| Oakwood - North Baldwins Center for Living | | 1 | | | 1 |
| FRESENIUS SOUTH FORT MYERS | | 1 | | | 1 |
| IZ MEDICAL | | 1 | | | 1 |
| PREMIER URGENT CARE CENTER LLC | | | 1 | 100% | 1 |
| CARENOW URGENT CARE - SPRING | | | 1 | 100% | 1 |
| DECATUR MORGAN HOSPITAL - DECATUR GENE | | 1 | | | 1 |
| JMC TALLAHASSEE, LLC | | | 1 | 100% | 1 |
| LAKE LURE HEALTH CENTER | | | 1 | 100% | 1 |
| MEDEXPRESS URGENT CARE - BRIDGEVILLE | | 1 | | | 1 |
| UNIVERSITY URGENT CARE | | | 1 | 100% | 1 |
| MEDEXPRESS - WILMINGTON KIRKWOOD HIGHWAY | | 1 | | | 1 |
| GRAND VILLA OF PINELLAS PARK | | | 1 | 100% | 1 |
| NORTHEAST TEXAS DIALYSIS | | 1 | | | 1 |

COVID-19: testing by laboratory

Data through Dec 20, 2020 verified as of Dec 21, 2020 at 09:25 AM

Data in this report are provisional and subject to change.

The numbers in the table below represent the number of Florida and non-Florida residents for whom test results were received by the Department of Health. A person can be tested by more than one laboratory and can have both positive and negative results. **Therefore, the sum of the numbers in each column will be larger than the total number of people tested.**

| Reporting lab | Inconclusive | Negative | Positive | Percent positive | Total |
|---|--------------|------------|-----------|------------------|------------|
| CORNERSTONE OF RECOVERY INC | | 1 | | | 1 |
| BAPTIST HEALTH SURGERY CENTER | | | 1 | 100% | 1 |
| BAYCARE MEDICAL GROUP, INC | | 1 | | | 1 |
| MARINA DEL REY HOSPITAL LAB | | | 1 | 100% | 1 |
| MINNESOTA DEPARTMENT OF HEALTH LABORATORY | | | 1 | 100% | 1 |
| CERMAK HEALTH SERVICES | | | 1 | 100% | 1 |
| Monument Health Strugis Care Center | | 1 | | | 1 |
| GENEXPERT | | | 1 | 100% | 1 |
| MEDEXPRESS URGENT CARE - JEANNETTE | | 1 | | | 1 |
| Total | 58,375 | 11,523,625 | 1,550,263 | 12% | 13,132,263 |