

COVID-19: summary of cases and monitoring

Data through Dec 18, 2020 verified as of Dec 19, 2020 at 09:25 AM

Data in this report are provisional and subject to change.

Cases: people with positive PCR or antigen test result		Cases: people with positive PCR or antigen test result	
Total cases		Risk factors for Florida residents	
Florida residents	1,173,409	Traveled	10,454
Non-Florida residents	19,756	Contact with a known case	449,715
Type of testing		Traveled and contact with a known case	13,138
Florida residents	1,173,409	Neither	700,102
Positive by BPHL/CDC	45,061	No travel and no contact	146,337
Positive by commercial/hospital lab	1,128,348	Travel is unknown	393,200
PCR positive	1,030,922	Contact is unknown	275,607
Antigen positive	142,487	Contact is pending	240,003
Non-Florida residents	19,756	Travel can be unknown and contact can be unknown or pending for the same case, these numbers will sum to more than the "neither" total.	
Positive by BPHL/CDC	581		
Positive by commercial/hospital lab	19,175		
PCR positive	15,599		
Antigen positive	4,157		
Characteristics			
Florida residents hospitalized	59,851		
Florida resident deaths	20,473		
Non-Florida resident deaths	291		
Hospitalized counts include anyone who was hospitalized at some point during their illness. It does not reflect the number of people currently hospitalized.			
More information on deaths identified through death certificate data is available on the National Center for Health Statistics website at www.cdc.gov/nchs/nvss/vsrr/COVID19/index.htm .			

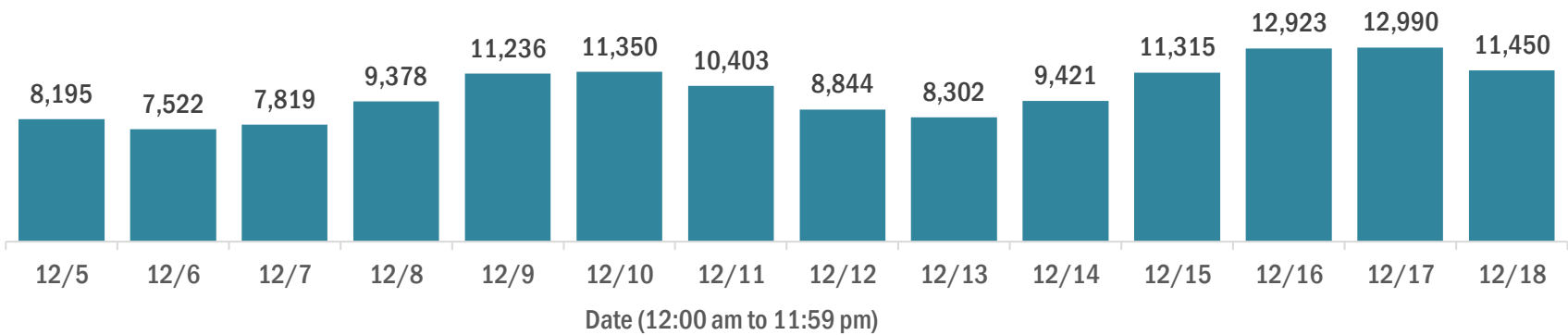
COVID-19: summary of laboratory testing

Data through Dec 18, 2020 verified as of Dec 19, 2020 at 09:25 AM

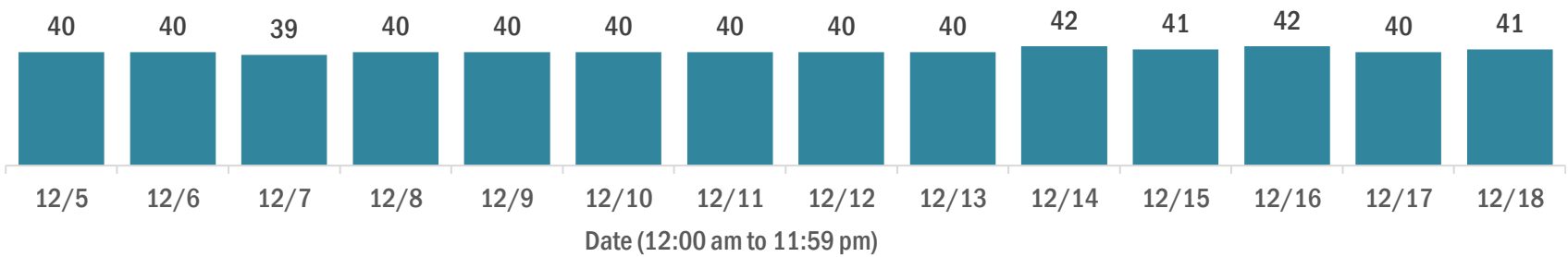
Data in this report are provisional and subject to change.

Cases in Florida residents per day for the past 2 weeks

Number of cases per day



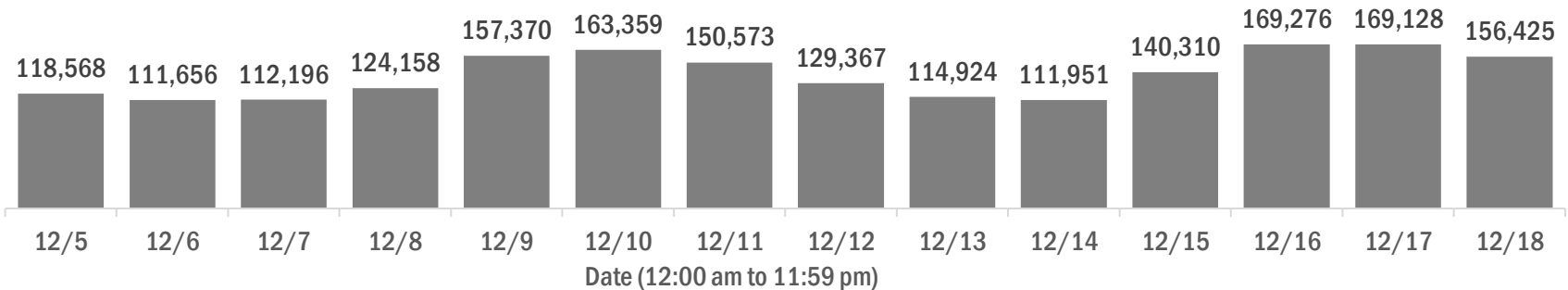
Median age of cases by day



Laboratory testing for Florida residents over the past 2 weeks

Number of Florida residents tested per day

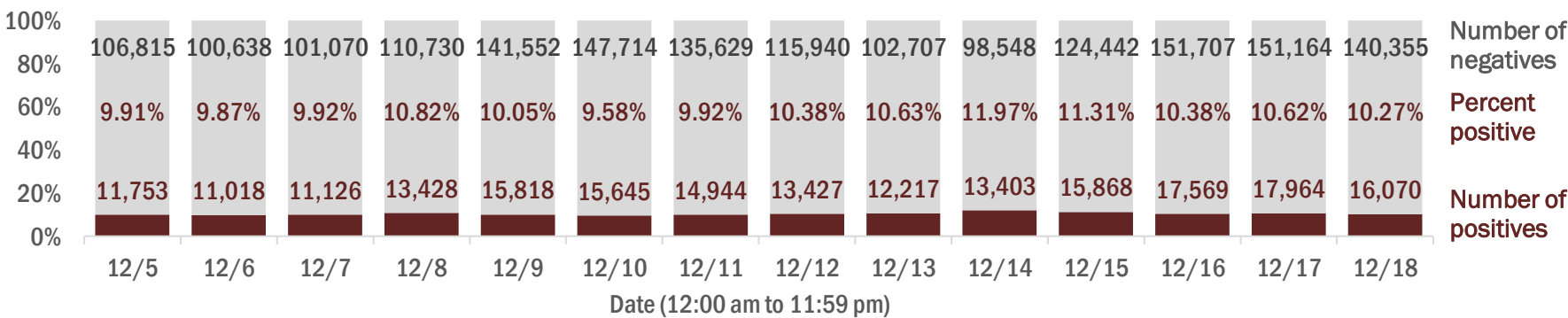
These counts include the number of people for whom the Department received PCR or antigen laboratory results by day. People tested on multiple days will be included for each day a new result was received. A person is only counted once for each day they are tested, regardless of whether multiple specimens are tested or multiple results are received.



Number and percent of Florida residents with positive test results

The percent of positive results ranged from 9.58% to 11.97% over the past 2 weeks and was 10.27% yesterday.

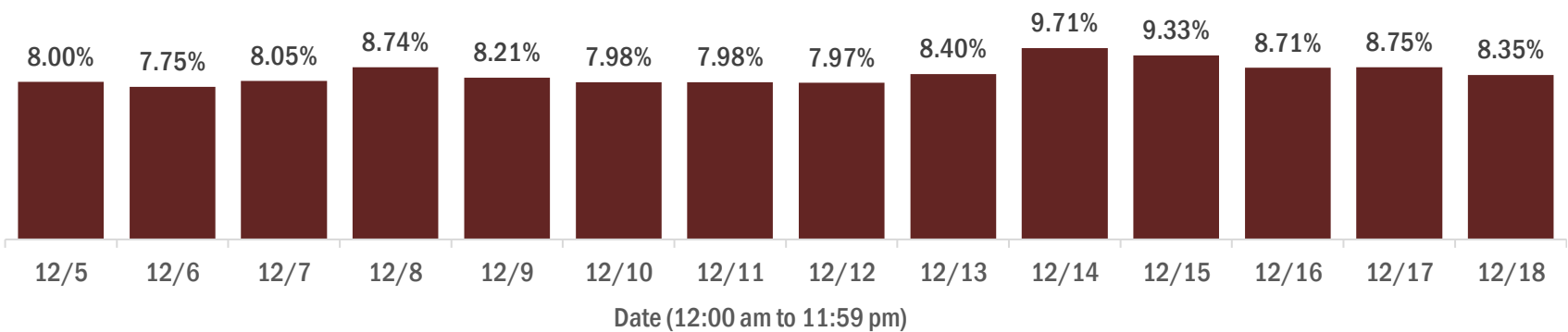
These counts include the number of people for whom the Department received PCR or antigen laboratory results by day. People tested on multiple days will be included for each day a new result was received. A person is only counted once for each day they are tested, regardless of whether multiple specimens are tested or multiple results are received. If a person has a positive specimen and a negative specimen in the same day, only the positive result is counted.



Percent positivity for new cases in Florida residents

The percent of positive results ranged from 7.75% to 9.71% over the past 2 weeks and was 8.35% yesterday.

This percent is the number of people who test PCR- or antigen-positive for the first time divided by all the people tested that day, excluding people who have previously tested positive.



COVID-19: characteristics of 1,173,409 Florida resident cases

Data through Dec 18, 2020 verified as of Dec 19, 2020 at 09:25 AM

Data in this report are provisional and subject to change.

Age group	Cases		Hospitalizations		Deaths	
0-4 years	20,846	2%	404	1%	0	0%
5-14 years	60,663	5%	364	1%	5	0%
15-24 years	186,495	16%	1,582	3%	34	0%
25-34 years	212,269	18%	3,222	5%	117	1%
35-44 years	184,021	16%	4,843	8%	338	2%
45-54 years	180,842	15%	7,280	12%	799	4%
55-64 years	152,973	13%	10,415	17%	2,240	11%
65-74 years	94,359	8%	12,100	20%	4,352	21%
75-84 years	52,802	4%	11,645	19%	6,098	30%
85+ years	27,037	2%	7,991	13%	6,490	32%
Unknown	1,102	0%	5	0%	0	0%
Total	1,173,409		59,851		20,473	

Gender	Cases	
Female	606,632	52%
Male	559,011	48%
Unknown	7,766	1%
Total	1,173,409	

Ethnicity	Cases		Hospitalizations		Deaths	
Hispanic	366,037	31%	16,151	27%	4,997	24%
Non-Hispanic	537,108	46%	40,560	68%	14,018	68%
Unknown	270,264	23%	3,140	5%	1,458	7%
Total	1,173,409		59,851		20,473	

Race and ethnicity	Cases		Hospitalizations		Deaths	
White	614,539	52%	37,858	63%	14,541	71%
Hispanic	242,784	21%	11,356	19%	3,965	19%
Non-Hispanic	329,239	28%	25,251	42%	9,878	48%
Unknown	42,516	4%	1,251	2%	698	3%
Black	158,774	14%	13,072	22%	3,623	18%
Hispanic	8,682	1%	545	1%	136	1%
Non-Hispanic	137,238	12%	12,236	20%	3,349	16%
Unknown	12,854	1%	291	0%	138	1%
Other race	163,662	14%	7,035	12%	1,630	8%
Hispanic	84,317	7%	3,849	6%	761	4%
Non-Hispanic	56,199	5%	2,864	5%	728	4%
Unknown	23,146	2%	322	1%	141	1%
Unknown race	236,434	20%	1,886	3%	679	3%
Hispanic	30,254	3%	401	1%	135	1%
Non-Hispanic	14,432	1%	209	0%	63	0%
Unknown	191,748	16%	1,276	2%	481	2%
Total	1,173,409		59,851		20,473	

Hospitalization counts include anyone who was hospitalized at some point during their illness. It does not reflect the number of people currently hospitalized. **Other race** includes any person with a race of American Indian/Alaskan native, Asian, native Hawaiian/Pacific Islander, or other.

COVID-19: deaths in Florida residents and staff of long-term care facilities

Data through Dec 18, 2020 verified as of Dec 19, 2020 at 09:25 AM

Data in this report are provisional and subject to change.

For current cases in residents or staff of long-term care facilities, please visit: <https://floridahealthcovid19.gov/>

County	Deaths		County	Deaths		County	Deaths	
Dade	893	<div></div> 11%	Okaloosa	108	<div></div> 1%	Gadsden	12	<div></div> 0%
Palm Beach	798	<div></div> 10%	Osceola	100	<div></div> 1%	Washington	12	<div></div> 0%
Pinellas	659	<div></div> 8%	Charlotte	96	<div></div> 1%	Gilchrist	11	<div></div> 0%
Broward	495	<div></div> 6%	Citrus	93	<div></div> 1%	Baker	9	<div></div> 0%
Hillsborough	438	<div></div> 6%	Indian River	77	<div></div> 1%	Calhoun	9	<div></div> 0%
Polk	355	<div></div> 5%	Clay	75	<div></div> 1%	Gulf	8	<div></div> 0%
Brevard	285	<div></div> 4%	Jackson	73	<div></div> 1%	Jefferson	8	<div></div> 0%
Lee	282	<div></div> 4%	Leon	60	<div></div> 1%	Lafayette	8	<div></div> 0%
Duval	267	<div></div> 3%	Suwannee	55	<div></div> 1%	Desoto	5	<div></div> 0%
Sarasota	264	<div></div> 3%	St. Johns	52	<div></div> 1%	Levy	4	<div></div> 0%
Orange	244	<div></div> 3%	Highlands	50	<div></div> 1%	Bradford	3	<div></div> 0%
Volusia	191	<div></div> 2%	Bay	44	<div></div> 1%	Flagler	3	<div></div> 0%
St. Lucie	187	<div></div> 2%	Alachua	39	<div></div> 0%	Holmes	3	<div></div> 0%
Marion	181	<div></div> 2%	Columbia	36	<div></div> 0%	Monroe	3	<div></div> 0%
Seminole	181	<div></div> 2%	Sumter	33	<div></div> 0%	Taylor	3	<div></div> 0%
Escambia	156	<div></div> 2%	Nassau	28	<div></div> 0%	Hardee	2	<div></div> 0%
Manatee	152	<div></div> 2%	Santa Rosa	24	<div></div> 0%	Dixie	1	<div></div> 0%
Collier	137	<div></div> 2%	Hendry	20	<div></div> 0%	Liberty	1	<div></div> 0%
Pasco	127	<div></div> 2%	Putnam	20	<div></div> 0%			
Martin	119	<div></div> 2%	Madison	18	<div></div> 0%			
Hernando	114	<div></div> 1%	Walton	18	<div></div> 0%			
Lake	114	<div></div> 1%	Okeechobee	16	<div></div> 0%			
						Total	7,879	

Note: cases are summarized by the county of usual residence. Residents and staff may be cases associated with facilities that are not in their county of usual residence, resulting in cases being included below for counties that do not have facilities with known cases.

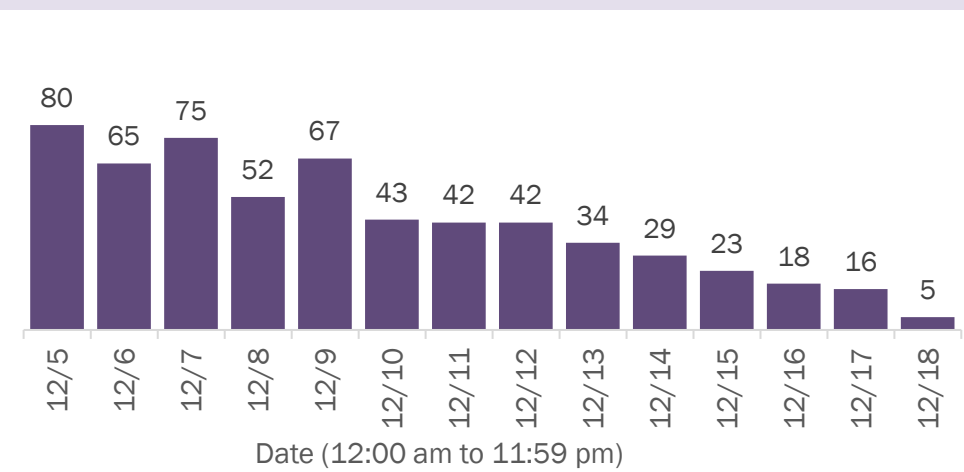
COVID-19: cases in Florida residents who have died

Data through Dec 18, 2020 verified as of Dec 19, 2020 at 09:25 AM

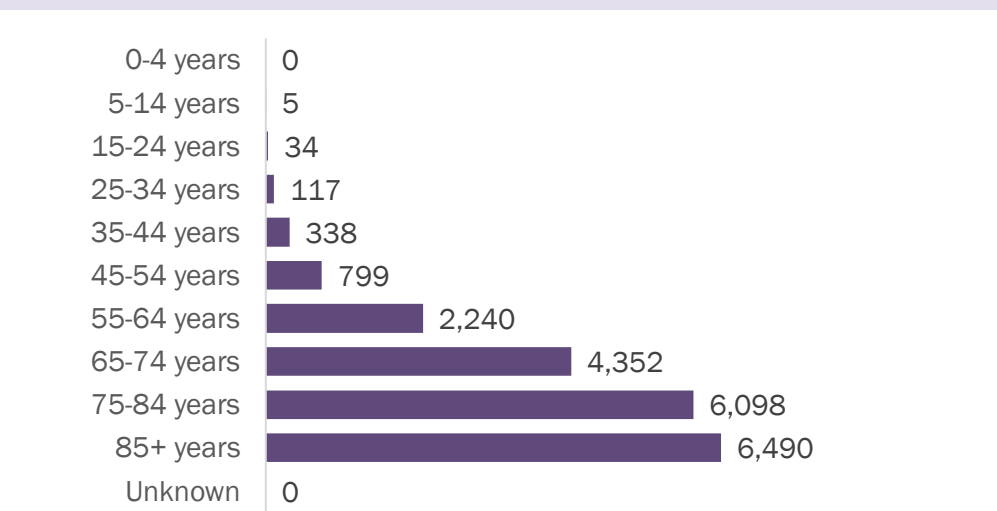
Data in this report are provisional and subject to change.

Demographics for all identified COVID-19 deaths: 20,473

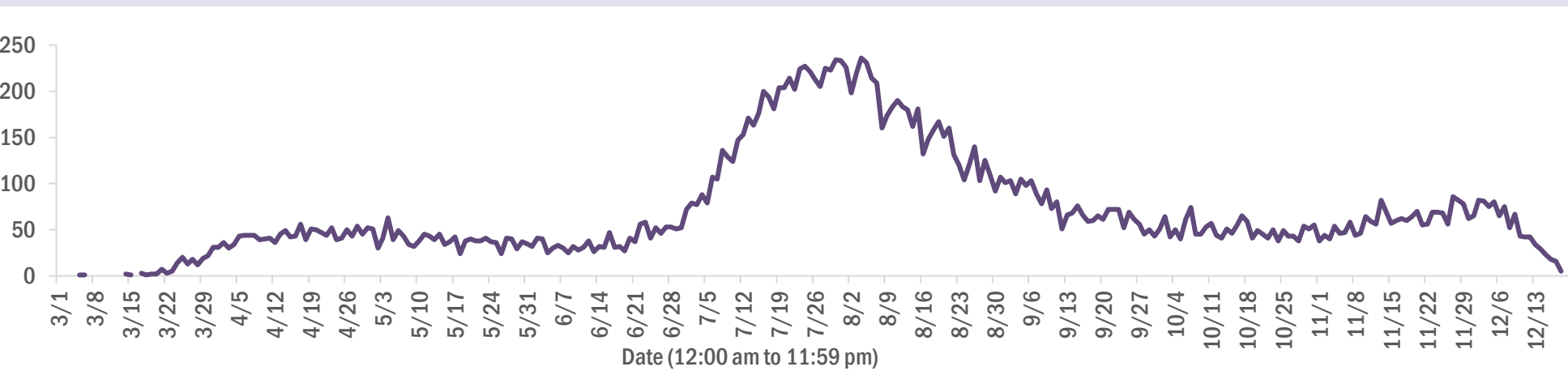
Deaths by date of death for the past 2 weeks



Deaths by age group



Deaths by date of death since March 2020



Age group	Deaths	Cases	Case fatality rate	Mortality rate per 100,000 population
0-4 years	0	20,846	0.0%	0.0
5-14 years	5	60,663	0.0%	0.2
15-24 years	34	186,495	0.0%	1.4
25-34 years	117	212,269	0.1%	4.1
35-44 years	338	184,021	0.2%	13.0
45-54 years	799	180,842	0.4%	28.7
55-64 years	2,240	152,973	1.5%	77.4
65-74 years	4,352	94,359	4.6%	179.3
75-84 years	6,098	52,802	11.5%	434.3
85+ years	6,490	27,037	24.0%	1123.7
Unknown	0	1,102	0.0%	
Total	20,473	1,173,409	1.7%	94.8

Gender	Deaths	Cases	Case fatality rate	Mortality rate per 100,000 population
Female	9,038	606,632	1.5%	81.9
Male	11,433	559,011	2.0%	108.3
Unknown	2	7,766	0.0%	
Total	20,473	1,173,409	1.7%	94.8

Race	Deaths	Cases	Case fatality rate	Mortality rate per 100,000 population
White	14,541	614,539	2.4%	87.1
Black	3,623	158,774	2.3%	99.1
Other	1,630	163,662	1.0%	131.0
Unknown	679	236,434	0.3%	
Total	20,473	1,173,409	1.7%	94.8

Ethnicity	Deaths	Cases	Case fatality rate	Mortality rate per 100,000 population
Non-Hispanic	14,018	537,108	2.6%	88.0
Hispanic	4,997	366,037	1.4%	88.0
Unknown	1,458	270,264	0.5%	
Total	20,473	1,173,409	1.7%	94.8

COVID-19: characteristics of 1,193,165 cases

Data through Dec 18, 2020 verified as of Dec 19, 2020 at 09:25 AM

Data in this report are provisional and subject to change.

Tables below include cases in Florida residents and non-Florida residents.

All 67 Florida counties have cases:

County	FL resident cases		Non-FL resident cases	Total cases	FL resident deaths	FL death rate
Dade	269,096	<div></div> 23%	3,002	272,098	4,050	1.5%
Broward	125,059	<div></div> 11%	1,343	126,402	1,768	1.4%
Palm Beach	75,124	<div></div> 6%	1,019	76,143	1,816	2.4%
Hillsborough	68,926	<div></div> 6%	604	69,530	1,023	1.5%
Orange	67,859	<div></div> 6%	508	68,367	713	1.1%
Duval	53,050	<div></div> 5%	835	53,885	692	1.3%
Pinellas	39,425	<div></div> 3%	874	40,299	996	2.5%
Lee	35,678	<div></div> 3%	842	36,520	632	1.8%
Polk	32,933	<div></div> 3%	209	33,142	746	2.3%
Osceola	22,534	<div></div> 2%	329	22,863	270	1.2%
Collier	20,274	<div></div> 2%	496	20,770	315	1.6%
Manatee	19,773	<div></div> 2%	285	20,058	401	2.0%
Escambia	17,841	<div></div> 2%	2,186	20,027	341	1.9%
Volusia	19,554	<div></div> 2%	240	19,794	402	2.1%
Pasco	19,113	<div></div> 2%	178	19,291	338	1.8%
Brevard	18,722	<div></div> 2%	181	18,903	499	2.7%
Leon	17,175	<div></div> 1%	510	17,685	167	1.0%
Sarasota	16,188	<div></div> 1%	501	16,689	466	2.9%
Seminole	16,134	<div></div> 1%	107	16,241	302	1.9%
Marion	15,757	<div></div> 1%	67	15,824	431	2.7%
Alachua	14,567	<div></div> 1%	149	14,716	114	0.8%
Lake	13,204	<div></div> 1%	137	13,341	285	2.2%
St. Lucie	12,725	<div></div> 1%	53	12,778	381	3.0%
Okaloosa	11,261	<div></div> 1%	119	11,380	203	1.8%
St. Johns	11,003	<div></div> 1%	169	11,172	108	1.0%
Bay	10,080	<div></div> 1%	407	10,487	190	1.9%
Clay	9,788	<div></div> 1%	22	9,810	171	1.7%
Santa Rosa	9,486	<div></div> 1%	116	9,602	115	1.2%
Martin	7,137	<div></div> 1%	87	7,224	191	2.7%
Hernando	6,441	<div></div> 1%	36	6,477	254	3.9%
Charlotte	6,412	<div></div> 1%	63	6,475	213	3.3%
Citrus	5,907	<div></div> 1%	35	5,942	218	3.7%
Indian River	5,831	<div></div> 0%	58	5,889	152	2.6%
Columbia	5,415	<div></div> 0%	20	5,435	111	2.0%
Highlands	4,512	<div></div> 0%	41	4,553	189	4.2%

County	FL resident cases		Non-FL resident cases	Total cases	FL resident deaths	FL death rate
Walton	4,016	<div></div> 0%	404	4,420	42	1.0%
Sumter	4,335	<div></div> 0%	22	4,357	114	2.6%
Jackson	4,282	<div></div> 0%	58	4,340	107	2.5%
Nassau	3,741	<div></div> 0%	290	4,031	64	1.7%
Monroe	3,859	<div></div> 0%	137	3,996	32	0.8%
Suwannee	3,643	<div></div> 0%	26	3,669	93	2.6%
Gadsden	3,626	<div></div> 0%	12	3,638	58	1.6%
Putnam	3,487	<div></div> 0%	8	3,495	63	1.8%
Flagler	3,215	<div></div> 0%	32	3,247	46	1.4%
Hendry	2,970	<div></div> 0%	15	2,985	46	1.5%
Unknown	220	<div></div> 0%	2,729	2,949	0	0.0%
Desoto	2,707	<div></div> 0%	12	2,719	50	1.8%
Baker	2,269	<div></div> 0%	10	2,279	36	1.6%
Okeechobee	2,224	<div></div> 0%	16	2,240	49	2.2%
Hardee	1,953	<div></div> 0%	8	1,961	20	1.0%
Wakulla	1,895	<div></div> 0%	9	1,904	21	1.1%
Taylor	1,815	<div></div> 0%	4	1,819	25	1.4%
Washington	1,756	<div></div> 0%	17	1,773	31	1.8%
Bradford	1,717	<div></div> 0%	6	1,723	22	1.3%
Levy	1,667	<div></div> 0%	7	1,674	18	1.1%
Madison	1,445	<div></div> 0%	18	1,463	32	2.2%
Holmes	1,414	<div></div> 0%	25	1,439	19	1.3%
Lafayette	1,402	<div></div> 0%	0	1,402	20	1.4%
Union	1,359	<div></div> 0%	0	1,359	65	4.8%
Gulf	1,185	<div></div> 0%	15	1,200	25	2.1%
Hamilton	1,110	<div></div> 0%	11	1,121	12	1.1%
Calhoun	1,059	<div></div> 0%	2	1,061	26	2.5%
Dixie	1,032	<div></div> 0%	3	1,035	11	1.1%
Gilchrist	911	<div></div> 0%	0	911	20	2.2%
Jefferson	858	<div></div> 0%	17	875	14	1.6%
Franklin	844	<div></div> 0%	13	857	4	0.5%
Glades	738	<div></div> 0%	1	739	11	1.5%
Liberty	671	<div></div> 0%	1	672	14	2.1%
Total	1,173,409		19,756	1,193,165	20,473	1.7%

COVID-19: characteristics of 1,173,409 Florida resident cases

Data through Dec 18, 2020 verified as of Dec 19, 2020 at 09:25 AM

Data in this report are provisional and subject to change.

The table below includes the cities and counties of residence for cases in Florida residents based on the patient's ZIP Code. Note that city is not always received as part of the initial notification and may be missing while the case is being investigated.

City and county	Cases
Miami, Dade	156,057
Orlando, Orange	50,858
Jacksonville, Duval	49,672
Tampa, Hillsborough	41,112
Hialeah, Dade	37,316
Fort Lauderdale, Broward	28,433
Hollywood, Broward	24,122
West Palm Beach, Palm Beach	18,455
Kissimmee, Osceola	17,324
Naples, Collier	16,630
Tallahassee, Leon	16,289
Homestead, Dade	15,798
Saint Petersburg, Pinellas	15,047
Pensacola, Escambia	14,609
Fort Myers, Lee	14,277
Pompano Beach, Broward	13,138
Bradenton, Manatee	13,110
Boca Raton, Palm Beach	12,883
Ocala, Marion	12,009
Gainesville, Alachua	11,965
Lakeland, Polk	11,452
Sarasota, Sarasota	10,267
Lake Worth, Palm Beach	9,448
Cape Coral, Lee	8,787
Port Saint Lucie, St. Lucie	8,281
Miramar, Broward	8,060
Clearwater, Pinellas	7,729
Miami Beach, Dade	7,399
Miami Gardens, Dade	7,154
Boynton Beach, Palm Beach	7,132
Coral Springs, Broward	6,495
Panama City, Bay	6,474
Saint Augustine, St. Johns	5,979
Doral, Dade	5,876
Melbourne, Brevard	5,784
Lehigh Acres, Lee	5,710
Winter Haven, Polk	5,698
Delray Beach, Palm Beach	5,500
Davie, Broward	5,211
Lake City, Columbia	5,014
Milton, Santa Rosa	4,838
Riverview, Hillsborough	4,833
Sunrise, Broward	4,746
Coral Gables, Dade	4,725
Vero Beach, Indian River	4,480
Saint Cloud, Osceola	4,367
Fort Pierce, St. Lucie	4,366
Daytona Beach, Volusia	4,279
Largo, Pinellas	4,234
New Port Richey, Pasco	4,203
Palm Bay, Brevard	4,135
Orange Park, Clay	4,054
Plantation, Broward	4,047
Brandon, Hillsborough	4,009
Apopka, Orange	3,963
North Miami Beach, Dade	3,933
Plant City, Hillsborough	3,837
Weston, Broward	3,794
Spring Hill, Hernando	3,736

COVID-19: characteristics of 1,173,409 Florida resident cases

Data through Dec 18, 2020 verified as of Dec 19, 2020 at 09:25 AM

Data in this report are provisional and subject to change.

The table below includes the cities and counties of residence for cases in Florida residents based on the patient's ZIP Code. Note that city is not always received as part of the initial notification and may be missing while the case is being investigated.

City and county	Cases
Deerfield Beach, Broward	3,683
Jupiter, Palm Beach	3,636
Miami Lakes, Dade	3,543
Clermont, Lake	3,538
Sanford, Seminole	3,532
Stuart, Martin	3,459
Fort Walton Beach, Okaloosa	3,337
Deltona, Volusia	3,303
Port Charlotte, Charlotte	3,277
Tamarac, Broward	3,194
Davenport, Polk	3,188
Winter Garden, Orange	3,107
Opa Locka, Dade	2,954
Live Oak, Suwannee	2,952
Crestview, Okaloosa	2,923
Palm Beach Gardens, Palm Beach	2,849
Palmetto, Manatee	2,848
Deland, Volusia	2,825
Land O Lakes, Pasco	2,814
Coconut Creek, Broward	2,802
Wesley Chapel, Pasco	2,799
Margate, Broward	2,737
Cutler Ridge, Dade	2,736
Winter Park, Orange	2,713
Immokalee, Collier	2,703
Palm Coast, Flagler	2,668
Oviedo, Seminole	2,651
Arcadia, Desoto	2,639
Palm Harbor, Pinellas	2,588
Wellington, Palm Beach	2,560
Hallandale, Broward	2,470
Altamonte Springs, Seminole	2,468
Venice, Sarasota	2,394
Sebring, Highlands	2,365
Brooksville, Hernando	2,354
Haines City, Polk	2,350
Lutz, Hillsborough	2,337
North Port, Sarasota	2,308
Middleburg, Clay	2,297
Punta Gorda, Charlotte	2,287
Okeechobee, Okeechobee	2,216
Bonita Springs, Lee	2,216
Ocoee, Orange	2,205
Pembroke Pines, Broward	2,179
Key West, Monroe	2,154
Leesburg, Lake	2,119
Lake Worth Beach, Palm Beach	2,118
Valrico, Hillsborough	2,115
Seminole, Pinellas	2,106
North Lauderdale, Broward	2,057
Zephyrhills, Pasco	2,042
North Miami, Dade	2,039
Port Orange, Volusia	2,034
Pinellas Park, Pinellas	1,957
Ruskin, Hillsborough	1,953
Saint Johns, St. Johns	1,938
Longwood, Seminole	1,863
Ormond Beach, Volusia	1,863
Quincy, Gadsden	1,851

COVID-19: characteristics of 1,173,409 Florida resident cases

Data through Dec 18, 2020 verified as of Dec 19, 2020 at 09:25 AM

Data in this report are provisional and subject to change.

The table below includes the cities and counties of residence for cases in Florida residents based on the patient's ZIP Code. Note that city is not always received as part of the initial notification and may be missing while the case is being investigated.

City and county	Cases
Jacksonville Beach, Duval	1,849
Windermere, Orange	1,846
Navarre, Santa Rosa	1,801
Niceville, Okaloosa	1,745
Oakland Park, Broward	1,736
Crawfordville, Wakulla	1,723
Dade City, Pasco	1,723
Perry, Taylor	1,702
Casselberry, Seminole	1,688
The Villages, Sumter	1,672
Cocoa, Brevard	1,670
Cantonment, Escambia	1,669
Gulf Breeze, Santa Rosa	1,655
Clewiston, Hendry	1,640
Bartow, Polk	1,632
Green Cove Springs, Clay	1,627
Palatka, Putnam	1,619
Marianna, Jackson	1,617
Hudson, Pasco	1,592
Kissimmee, Polk	1,551
Royal Palm Beach, Palm Beach	1,545
North Fort Myers, Lee	1,531
Port Richey, Pasco	1,506
Panama City Beach, Bay	1,491
Lake Mary, Seminole	1,460
Auburndale, Polk	1,456
Inverness, Citrus	1,453
Defuniak Springs, Walton	1,443
Ponte Vedra Beach, St. Johns	1,436
Tarpon Springs, Pinellas	1,421
Aventura, Dade	1,414
Lynn Haven, Bay	1,405
Fernandina Beach, Nassau	1,398
Wimauma, Hillsborough	1,396
Crossings, Dade	1,395
Chipley, Washington	1,393
Coconut Grove, Dade	1,389
Mayo, Lafayette	1,384
Missing, Dade	1,355
Titusville, Brevard	1,348
Starke, Bradford	1,338
Lake Wales, Polk	1,326
Carol City, Dade	1,326
Santa Rosa Beach, Walton	1,317
Winter Springs, Seminole	1,316
New Smyrna Beach, Volusia	1,313
Belle Glade, Palm Beach	1,298
Merritt Island, Brevard	1,282
Cooper City, Broward	1,263
Estero, Lee	1,258
Labelle, Hendry	1,236
Loxahatchee, Palm Beach	1,226
Fleming Island, Clay	1,222
Sarasota, Manatee	1,202
Dunedin, Pinellas	1,198
Parkland, Broward	1,197
Key Biscayne, Dade	1,194
Destin, Okaloosa	1,184
Avon Park, Highlands	1,184

COVID-19: characteristics of 1,173,409 Florida resident cases

Data through Dec 18, 2020 verified as of Dec 19, 2020 at 09:25 AM

Data in this report are provisional and subject to change.

The table below includes the cities and counties of residence for cases in Florida residents based on the patient's ZIP Code. Note that city is not always received as part of the initial notification and may be missing while the case is being investigated.

City and county	Cases
Holiday, Pasco	1,146
Palm City, Martin	1,132
Wauchula, Hardee	1,131
Biscayne Park, Dade	1,126
Parrish, Manatee	1,126
Mulberry, Polk	1,109
Eustis, Lake	1,086
Seffner, Hillsborough	1,070
Indiantown, Martin	1,052
Rockledge, Brevard	1,051
Bonifay, Holmes	1,047
Odessa, Hillsborough	1,046
Tavares, Lake	1,045
Mount Dora, Lake	1,043
Riviera Beach, Palm Beach	1,043
Madison, Madison	1,005
Lake Butler, Union	1,005
Graceville, Jackson	998
Macclenny, Baker	996
Century, Escambia	990
Florida City, Dade	972
Crystal River, Citrus	954
Groveland, Lake	929
Orange City, Volusia	927
El Portal, Dade	915
Maitland, Orange	891
Lake Placid, Highlands	890
Dania, Broward	881
Everglades National Park, Dade	871
Homosassa, Citrus	857
Lithia, Hillsborough	849
Summerfield, Marion	849
Gibsonton, Hillsborough	837
Yulee, Nassau	834
Dover, Hillsborough	833
Pinecrest, Dade	831
Atlantic Beach, Duval	815
Sanderson, Baker	804
Hobe Sound, Martin	794
Monticello, Jefferson	791
Ponte Vedra, St. Johns	785
Callahan, Nassau	777
Jasper, Hamilton	770
Pace, Santa Rosa	749
Sebastian, Indian River	735
Palm Springs, Palm Beach	734
Oldsmar, Pinellas	731
Coleman, Sumter	728
Apollo Beach, Hillsborough	727
Lantana, Palm Beach	719
Blountstown, Calhoun	719
Sun City Center, Hillsborough	714
Lady Lake, Lake	713
Lecanto, Citrus	708
Alachua, Alachua	708
Olympia Heights, Dade	705
Uleta, Dade	705
South Miami, Dade	697
Moore Haven, Glades	696

COVID-19: characteristics of 1,173,409 Florida resident cases

Data through Dec 18, 2020 verified as of Dec 19, 2020 at 09:25 AM

Data in this report are provisional and subject to change.

The table below includes the cities and counties of residence for cases in Florida residents based on the patient's ZIP Code. Note that city is not always received as part of the initial notification and may be missing while the case is being investigated.

City and county	Cases
Havana, Gadsden	684
North Palm Beach, Palm Beach	683
Debary, Volusia	679
Coral, Dade	676
Wewahitchka, Gulf	671
Palmetto Bay, Dade	669
Dunnellon, Marion	661
Edgewater, Volusia	658
Newberry, Alachua	650
Trenton, Gilchrist	640
Belleview, Marion	626
Ellenton, Manatee	612
Wildwood, Sumter	606
Frostproof, Polk	602
Fisher Island, Dade	596
Jensen Beach, Martin	595
Chattahoochee, Gadsden	594
Williston, Levy	591
South Bay, Palm Beach	590
Cross City, Dixie	590
Lauderhill, Broward	585
Satellite Beach, Brevard	580
Freeport, Walton	578
Pahokee, Palm Beach	568
Beverly Hills, Citrus	567
Wilton Manors, Broward	565
Safety Harbor, Pinellas	564
Fellsmere, Indian River	563
Bristol, Liberty	556
Nokomis, Sarasota	544
Hilliard, Nassau	543
Lauderdale Lakes, Broward	541
Mary Esther, Okaloosa	539
Polk City, Polk	536
Key Largo, Monroe	533
Keystone Heights, Clay	526
Hernando, Citrus	526
Shalimar, Okaloosa	517
Marco Island, Collier	510
Crescent City, Putnam	510
Dunnellon, Citrus	502
Port Saint Joe, Gulf	500
Bushnell, Sumter	499
Bowling Green, Hardee	494
Medley, Dade	473
Glen Saint Mary, Baker	466
Englewood, Charlotte	464
Fort Meade, Polk	459
Carrabelle, Franklin	446
Chiefland, Levy	438
Miramar Beach, Walton	435
Marathon, Monroe	434
Sweetwater, Dade	429
Southwest Ranches, Broward	429
Indialantic, Brevard	424
Old Town, Dixie	410
Thonotosassa, Hillsborough	406
Cocoa Beach, Brevard	402
Sneads, Jackson	401

COVID-19: characteristics of 1,173,409 Florida resident cases

Data through Dec 18, 2020 verified as of Dec 19, 2020 at 09:25 AM

Data in this report are provisional and subject to change.

The table below includes the cities and counties of residence for cases in Florida residents based on the patient's ZIP Code. Note that city is not always received as part of the initial notification and may be missing while the case is being investigated.

City and county	Cases
Spring Hill, Pasco	395
Neptune Beach, Duval	391
Lake Alfred, Polk	381
Jacksonville, St. Johns	379
Bronson, Levy	378
Englewood, Sarasota	376
Interlachen, Putnam	374
Florida State University, Leon	374
Fort Myers Beach, Lee	374
High Springs, Alachua	370
Centerville, Leon	368
Minneola, Lake	359
Sorrento, Lake	357
Fort White, Columbia	357
Belle Isle, Orange	357
Trinity, Pasco	353
Fruitland Park, Lake	348
Baker, Okaloosa	342
West Melbourne, Brevard	334
Cottondale, Jackson	332
Clearwater Beach, Pinellas	331
Raiford, Union	324
Palm Beach, Palm Beach	315
Oakland, Orange	314
Mascotte, Lake	306
Zolfo Springs, Hardee	298
Gulfport, Pinellas	290
Malone, Jackson	290
Umatilla, Lake	290
Bunnell, Flagler	287
Midway, Gadsden	278
Citra, Marion	277
Rotunda West, Charlotte	275
Weeki Wachee, Hernando	275
Lehigh, Lee	273
Silver Springs, Marion	271
Myakka City, Manatee	269
Youngstown, Bay	258
Hawthorne, Alachua	258
Molino, Escambia	256
Haverhill, Palm Beach	255
South Daytona, Volusia	253
Bell, Gilchrist	252
Tavernier, Monroe	248
Jay, Santa Rosa	247
Pierson, Volusia	247
Branford, Suwannee	244
De Leon Springs, Volusia	243
Winter Park, Seminole	241
Oxford, Sumter	240
Melbourne Beach, Brevard	236
Flagler Beach, Flagler	235
Lawtey, Bradford	234
Ocklawaha, Marion	233
Altha, Calhoun	230
Orlando, Osceola	229
Surfside, Dade	228
Cape Canaveral, Brevard	228
Alva, Lee	227

COVID-19: characteristics of 1,173,409 Florida resident cases

Data through Dec 18, 2020 verified as of Dec 19, 2020 at 09:25 AM

Data in this report are provisional and subject to change.

The table below includes the cities and counties of residence for cases in Florida residents based on the patient's ZIP Code. Note that city is not always received as part of the initial notification and may be missing while the case is being investigated.

City and county	Cases
Celebration, Osceola	226
Indian Harbour Beach, Brevard	223
Lake Park, Palm Beach	219
Apalachicola, Franklin	215
East Palatka, Putnam	213
Mims, Brevard	213
Osprey, Sarasota	213
Greenville, Madison	212
Holly Hill, Volusia	211
Grand Ridge, Jackson	211
Archer, Alachua	210
Jennings, Hamilton	207
Dundee, Polk	205
Ave Maria, Collier	205
Tequesta, Palm Beach	200
Eagle Lake, Polk	197
Greenwood, Jackson	196
Hastings, St. Johns	194
Vernon, Washington	192
Orlando, Seminole	192
Chuluota, Seminole	189
Bay Harbor Islands, Dade	188
Kenneth City, Pinellas	187
Montverde, Lake	186
Bal Harbour, Dade	185
Edgewood, Orange	184
Floral City, Citrus	183
Gotha, Orange	182
Melrose, Putnam	180
O Brien, Suwannee	179
Webster, Sumter	177
Missing, Orange	177
Westville, Holmes	177
Eastpoint, Franklin	169
Satsuma, Putnam	169
West Miami, Dade	167
Gretna, Gadsden	166
South Pasadena, Pinellas	163
San Antonio, Pasco	160
Lee, Madison	158
Elkton, St. Johns	158
Orlando, Dade	157
Malabar, Brevard	155
Indian Rocks Beach, Pinellas	155
Ponce De Leon, Holmes	154
Valparaiso, Okaloosa	154
Grand Island, Lake	151
Missing, Lee	149
Laurel Hill, Okaloosa	148
Southport, Bay	147
Eglin Air Force Base, Okaloosa	146
Bryceville, Nassau	144
Lake Panasoffkee, Sumter	141
Missing, Santa Rosa	141
Reddick, Marion	138
Clair-Mel City, Hillsborough	137
Apopka, Seminole	137
Azalea Park, Orange	136
Alafaya, Orange	133

COVID-19: characteristics of 1,173,409 Florida resident cases

Data through Dec 18, 2020 verified as of Dec 19, 2020 at 09:25 AM

Data in this report are provisional and subject to change.

The table below includes the cities and counties of residence for cases in Florida residents based on the patient's ZIP Code. Note that city is not always received as part of the initial notification and may be missing while the case is being investigated.

City and county	Cases
Missing, Volusia	133
White Springs, Hamilton	132
Fort McCoy, Marion	132
University Of Miami, Dade	132
Orlando, Polk	132
Wellborn, Suwannee	132
Inlet Beach, Walton	130
Sebastian, Brevard	130
Belleair, Pinellas	128
Geneva, Seminole	128
Alford, Jackson	126
Lakewood Ranch, Manatee	124
Hiawassee, Orange	124
Missing, Brevard	123
Sanibel, Lee	122
Summerland Key, Monroe	121
Mcdavid, Escambia	121
Morriston, Levy	121
Fountain, Bay	115
Orlando, Broward	115
Juno Beach, Palm Beach	114
Anthony, Marion	114
Hallandale Beach, Broward	113
Holmes Beach, Manatee	113
Mcalpin, Suwannee	109
Weirsdale, Marion	108
Greenacres, Palm Beach	107
Matlacha, Lee	107
Zellwood, Orange	105
Longboat Key, Manatee	105
Missing, Marion	105
Kindred, Osceola	105
Howey-In-The-Hills, Lake	104
Missing, Palm Beach	103
Lockhart, Orange	103
Bay Lake, Orange	102
Orlando, Volusia	102
Center Hill, Sumter	102
Saint James City, Lee	102
Micanopy, Alachua	101
Hosford, Liberty	101
Orlando, Hillsborough	101
Madeira Beach, Pinellas	101
Islamorada, Monroe	100
Poinciana, Polk	98
South Fort Myers, Lee	97
Babson Park, Polk	97
Bokeelia, Lee	96
Fern Park, Seminole	95
Astatula, Lake	95
Pomona Park, Putnam	95
Caryville, Washington	93
Lauderdale By The Sea, Broward	93
Carrollwood, Hillsborough	90
Odessa, Pasco	90
Steinhatchee, Taylor	87
Viera, Brevard	87
Atlantis, Palm Beach	86
University Of FI, Alachua	86

COVID-19: characteristics of 1,173,409 Florida resident cases

Data through Dec 18, 2020 verified as of Dec 19, 2020 at 09:25 AM

Data in this report are provisional and subject to change.

The table below includes the cities and counties of residence for cases in Florida residents based on the patient's ZIP Code. Note that city is not always received as part of the initial notification and may be missing while the case is being investigated.

City and county	Cases
Holt, Okaloosa	86
Cloud Lake, Palm Beach	85
Sopchoppy, Wakulla	84
Lake Helen, Volusia	83
Mangonia Park, Palm Beach	83
Grant-Valkaria, Brevard	81
Big Pine Key, Monroe	81
Temple Terrace, Hillsborough	80
Oak Hill, Volusia	79
The Villages, Lake	78
Missing, Duval	77
Seville, Volusia	76
Sumterville, Sumter	76
Maitland, Seminole	75
Citrus Springs, Citrus	74
Osteen, Volusia	74
F M, Lee	74
Hypoluxo, Palm Beach	74
Missing, Collier	73
Orlando, Palm Beach	72
Lady Lake, Sumter	71
Orlando, Lake	71
Altoona, Lake	71
Placida, Charlotte	71
Cutler Bay, Dade	70
Hollister, Putnam	70
Avon Park, Polk	70
Golden Beach, Dade	69
Clarksville, Calhoun	68
Lake Hamilton, Polk	68
Panacea, Wakulla	67
Missing, Broward	66
Buena Ventura Lakes, Osceola	66
Lutz, Pasco	65
Missing, Pinellas	65
Missing, St. Johns	64
Belleair Beach, Pinellas	64
University Of Central Florida, Orange	64
Waldo, Alachua	64
Air Mail Facility, Dade	62
Brooker, Bradford	62
San Mateo, Putnam	62
Dinsmore, Duval	62
Hurlburt Field, Okaloosa	61
Stock Island, Monroe	61
University Of South Florida, Hillsborough	60
Lamont, Jefferson	60
Kendall, Dade	59
Christmas, Orange	59
Callaway, Bay	59
Baldwin, Duval	59
Missing, Pasco	59
Palma Ceia, Hillsborough	58
Eatonville, Orange	58
The Villages, Marion	58
Bonita Beach, Lee	57
Ochopee, Collier	57
Ponce Inlet, Volusia	57
Inglis, Levy	57

COVID-19: characteristics of 1,173,409 Florida resident cases

Data through Dec 18, 2020 verified as of Dec 19, 2020 at 09:25 AM

Data in this report are provisional and subject to change.

The table below includes the cities and counties of residence for cases in Florida residents based on the patient's ZIP Code. Note that city is not always received as part of the initial notification and may be missing while the case is being investigated.

City and county	Cases
Paisley, Lake	57
Bascom, Jackson	57
Astor, Lake	57
Rocky Point, Hillsborough	56
Hampton, Bradford	56
Lighthouse Point, Broward	55
Barefoot Bay, Brevard	54
Bradenton Beach, Manatee	54
Crystal Beach, Pinellas	54
Harmony, Osceola	53
Missing, Escambia	53
Tierra Verde, Pinellas	53
Pinetta, Madison	52
Greensboro, Gadsden	50
Welaka, Putnam	50
Canal Point, Palm Beach	48
Orlando, Brevard	48
Ocean Ridge, Palm Beach	48
Florahome, Putnam	47
Princeton, Dade	47
Fort Denaud, Hendry	46
Lorida, Highlands	45
Sunny Isles Beach, Dade	44
Patrick Air Force Base, Brevard	44
Fruit Cove, St. Johns	43
Florida Gulf Coast Univ, Lee	43
Georgetown, Putnam	43
West Park, Broward	42
Saint Pete Beach, Pinellas	42
Tyndall Air Force Base, Bay	41
Felda, Hendry	41
Orlando, Pinellas	41
Campbellton, Jackson	41
University Of Tampa, Hillsborough	40
Walnut Hill, Escambia	39
Destin, Walton	39
Palm Beach Shores, Palm Beach	39
Manalapan, Palm Beach	38
Sewalls Point, Martin	38
North Venice, Sarasota	37
Boca Grande, Lee	37
Yalaha, Lake	37
North Redington Beach, Pinellas	36
Missing, Citrus	35
Orlando, Leon	35
Village Of Wellington, Palm Beach	34
Cinco Bayou, Okaloosa	34
Treasure Island, Pinellas	34
Flemington, Marion	34
Missing, Hernando	34
Missing, Hillsborough	33
Reunion, Osceola	33
Anna Maria, Manatee	33
Cedar Key, Levy	33
Dania Beach, Broward	32
Kathleen, Polk	32
Ebro, Washington	32
Cudjoe Key, Monroe	31
Barry University, Dade	31

COVID-19: characteristics of 1,173,409 Florida resident cases

Data through Dec 18, 2020 verified as of Dec 19, 2020 at 09:25 AM

Data in this report are provisional and subject to change.

The table below includes the cities and counties of residence for cases in Florida residents based on the patient's ZIP Code. Note that city is not always received as part of the initial notification and may be missing while the case is being investigated.

City and county	Cases
Saint Leo, Pasco	31
Heathrow, Seminole	31
Lake Suzy, Desoto	30
Bellview, Escambia	30
Singer Island, Palm Beach	30
Highland Beach, Palm Beach	29
Eaton Park, Polk	29
Aloma, Orange	29
Missing, Seminole	28
Naranja, Dade	28
Terra Ceia, Manatee	28
Intercession City, Osceola	28
Miami, Unknown	27
Micco, Brevard	27
Missing, Clay	27
Bonita Springs, Collier	27
Kenansville, Osceola	27
Northdale, Hillsborough	27
Ona, Hardee	27
Missing, Lake	26
Missing, Nassau	26
Bay Pines, Pinellas	26
Miami Springs, Dade	26
Florida State, Leon	26
Waverly, Polk	26
Palm Shores, Brevard	26
Jupiter, Martin	25
Kinard, Calhoun	25
Winter Garden, Lake	25
South Miami Heights, Dade	25
Enterprise, Volusia	25
Gulf Breeze, Escambia	25
Salt Springs, Marion	25
Univ Of FI Student Dorms, Alachua	25
Orlando, Pasco	24
Okahumpka, Lake	24
Labelle, Glades	24
Hialeah Gardens, Dade	23
Town N Country, Hillsborough	23
Bagdad, Santa Rosa	23
South Palm Beach, Palm Beach	23
Miromar Lakes, Lee	23
Orlando, Duval	23
Missing, Manatee	22
Highland City, Polk	22
Santa Fe, Alachua	22
Nocatee, Desoto	22
University Of Central FI, Orange	22
Florida Dept Of Corrections, Union	22
Pensacola Beach, Santa Rosa	22
Penney Farms, Clay	21
Miami Shores, Dade	21
North Bay Village, Dade	21
Florida A And M University, Leon	21
Key Colony Beach, Monroe	21
Tioga, Alachua	21
Fort Lauderdale, Dade	20
Orlando, Marion	20
La Crosse, Alachua	19

COVID-19: characteristics of 1,173,409 Florida resident cases

Data through Dec 18, 2020 verified as of Dec 19, 2020 at 09:25 AM

Data in this report are provisional and subject to change.

The table below includes the cities and counties of residence for cases in Florida residents based on the patient's ZIP Code. Note that city is not always received as part of the initial notification and may be missing while the case is being investigated.

City and county	Cases
Florida International Univ, Dade	19
Hawthorne, Putnam	19
Ponte Vedra, Duval	19
Tice, Lee	19
Pasadena, Pinellas	19
Missing, Martin	19
Balm, Hillsborough	19
Missing, Sumter	19
Bayonet Point, Pasco	18
Lulu, Columbia	18
Stetson University, Volusia	18
Babcock Ranch, Lee	18
City Of Sunrise, Broward	18
University Of Central Florida, Broward	18
Mexico Beach, Bay	18
Missing, Okaloosa	18
Tangerine, Orange	18
Orlando, Alachua	17
Sydney, Hillsborough	17
Green Acres, Palm Beach	17
Chokoloskee, Collier	17
Bonifay, Washington	17
Apopka, Lake	17
Goulds, Dade	17
Perdido Key, Escambia	17
Sun City, Hillsborough	17
Homosassa Springs, Citrus	17
Lacoochee, Pasco	16
Dowling Park, Suwannee	16
City Of Westlake, Palm Beach	16
Missing, St. Lucie	16
Missing, Polk	16
West Panama City Beach, Bay	16
Florence Villa, Polk	16
Hallandle Beach, Broward	16
Missing, Indian River	15
Mango, Hillsborough	15
Maitland, Volusia	15
Cortez, Manatee	15
Little Torch Key, Monroe	15
Siesta Key, Sarasota	15
Horseshoe Beach, Dixie	15
Palmdale, Glades	15
New Smyrna, Volusia	15
Village Of Palmetto Bay, Dade	15
Indian Lake Estates, Polk	15
Branford, Lafayette	15
Saint Marks, Wakulla	14
University Of Central FI, Hillsborough	14
Poinciana, Osceola	14
Venus, Highlands	14
Goodland, Collier	14
Orlando, Manatee	14
Ocoee, Lake	14
Village Wellington, Palm Beach	14
Paxton, Walton	14
Loughman, Polk	14
Yankeetown, Levy	14
Winter Park, Polk	14

COVID-19: characteristics of 1,173,409 Florida resident cases

Data through Dec 18, 2020 verified as of Dec 19, 2020 at 09:25 AM

Data in this report are provisional and subject to change.

The table below includes the cities and counties of residence for cases in Florida residents based on the patient's ZIP Code. Note that city is not always received as part of the initial notification and may be missing while the case is being investigated.

City and county	Cases
Candler, Marion	14
Orlando, Flagler	13
Long Key, Monroe	13
Crystal Springs, Pasco	13
Maitland, Polk	13
Champions Gate, Polk	13
Mcintosh, Marion	13
Sugarloaf Key, Monroe	13
Orlando, Lee	13
Orange Lake, Marion	13
Earleton, Alachua	12
Tallevast, Manatee	12
White Springs, Columbia	12
Wabasso, Indian River	12
Eloise, Polk	12
Miami, Broward	12
Maitland, Osceola	12
Caryville, Holmes	12
Bostwick, Putnam	12
Duette, Manatee	12
Homeland, Polk	12
Wewahitchka, Calhoun	12
Parker, Bay	12
Pembroke Park, Broward	12
Bradley, Polk	12
Graceville, Holmes	12
Zellwood, Lake	12
Ridge Manor, Pasco	11
Jensen Beach, St. Lucie	11
Hollywood, Dade	11
Sparr, Marion	11
Fort Ogden, Desoto	11
Unknown, Dade	11
Plymouth, Orange	11
Westchase, Hillsborough	11
Mount Dora, Orange	11
Florida International University, Dade	11
Hernando Beach, Hernando	11
Saint Johns, Duval	11
Rosemary Beach, Walton	10
Gulf Hammock, Levy	10
Bonaventure, Broward	10
Wahneta, Polk	10
Passport, Unknown	10
Holder, Citrus	10
Greenville, Taylor	10
Gulf Stream, Palm Beach	10
Apopka, Volusia	10
Saint George Island, Franklin	10
Telogia, Liberty	10
Woodville, Leon	10
Lake City, Suwannee	10
Lealman, Pinellas	10
Bayshore Gardens, Manatee	10
Jacksonville, Unknown	10
Buckingham, Lee	10
Laud-By-The-Sea, Broward	9
University Park, Manatee	9
Cottdonale, Washington	9

COVID-19: characteristics of 1,173,409 Florida resident cases

Data through Dec 18, 2020 verified as of Dec 19, 2020 at 09:25 AM

Data in this report are provisional and subject to change.

The table below includes the cities and counties of residence for cases in Florida residents based on the patient's ZIP Code. Note that city is not always received as part of the initial notification and may be missing while the case is being investigated.

City and county	Cases
Everglades City, Collier	9
Orlando, Okaloosa	9
Trilby, Pasco	9
Long Boat Key, Manatee	9
Palma Sola, Manatee	9
Wausau, Washington	9
Graham, Bradford	9
Union Park, Orange	9
Durant, Hillsborough	9
Orlando, Escambia	9
Leisure City, Dade	9
Laurel Hill, Walton	9
Lamont, Madison	9
Steinhatchee, Dixie	9
Gonzalez, Escambia	9
Missing, Osceola	8
Shady Hills, Pasco	8
Rubonia, Manatee	8
Florida State Univ Admin, Leon	8
Perrine, Dade	8
Webster, Hernando	8
Orlando, St. Lucie	8
Fanning Springs, Gilchrist	8
Indian River Shores, Indian River	8
Mexico Beach, Gulf	8
Westlake, Palm Beach	8
Murdock, Charlotte	8
Maitland, Hillsborough	8
Hialeah, Unknown	8
Jerome, Collier	8
Trenton, Levy	8
Lowell, Marion	8
Ferndale, Lake	8
Archer, Levy	8
Golden Oak, Orange	8
Pine Hills, Orange	8
Watersound, Walton	7
Brooksville, Pasco	7
Lake Monroe, Seminole	7
Lake Como, Putnam	7
Saint Lucie West, St. Lucie	7
Ramrod Key, Monroe	7
Orlando, Sarasota	7
Missing, Columbia	7
Maitland, Lake	7
Alturas, Polk	7
Nichols, Polk	7
Evinston, Alachua	7
N/A, Unknown	7
West Delray Beach, Palm Beach	7
University Of Central Fl, Martin	7
Dade City, Hernando	7
Forest City, Seminole	7
Pine Castle, Orange	7
Ozona, Pinellas	6
Hutchinson Island, St. Lucie	6
Nalcrest, Polk	6
Orchid, Indian River	6
Maxville, Duval	6

COVID-19: characteristics of 1,173,409 Florida resident cases

Data through Dec 18, 2020 verified as of Dec 19, 2020 at 09:25 AM

Data in this report are provisional and subject to change.

The table below includes the cities and counties of residence for cases in Florida residents based on the patient's ZIP Code. Note that city is not always received as part of the initial notification and may be missing while the case is being investigated.

City and county	Cases
Missing, Holmes	6
Morriston, Marion	6
Indian Creek Village, Dade	6
Lakeshore, Polk	6
Lakewood Ranch, Sarasota	6
Lake Butler, Bradford	6
Mayport Naval Station, Duval	6
Port Saint John, Brevard	6
Orlando, Hernando	6
Orlando, St. Johns	6
Suwannee, Dixie	6
Virginia Gardens, Dade	6
Mount Plymouth, Lake	6
Hillsboro Beach, Broward	6
Forest City, Orange	6
Fort Charlotte, Charlotte	6
Ponce De Leon, Walton	6
Palm City, St. Lucie	6
Ocoee, Osceola	6
Belleair Bluffs, Pinellas	6
Switzerland, St. Johns	6
Orlando, Charlotte	5
Winter Garden, Seminole	5
Pine Ridge, Citrus	5
White City, Gulf	5
Missing, Leon	5
Beverly Beach, Flagler	5
Choctaw Beach, Okaloosa	5
Niceville, Walton	5
Pass, Unknown	5
Quail Heights, Dade	5
River Ranch, Polk	5
Stuart, St. Lucie	5
Winter Park, Broward	5
Redington Beach, Pinellas	5
Redington Shores, Pinellas	5
Westchester, Dade	5
Daytona Beach Shores, Volusia	5
Deer Island, Lake	5
East Lake, Marion	5
Ebro, Bay	5
Innovation, Pasco	5
Apopka, Broward	5
Missing, Walton	5
Orlando, Highlands	5
Missing, Unknown	5
Missing, Putnam	5
Braden River, Manatee	5
Windermere, Alachua	5
Orlando, Collier	5
Roseland, Indian River	5
Winter Garden, Osceola	5
Missing, Bay	5
Citrus Hills, Citrus	5
Basinger, Okeechobee	5
Eatonville, Polk	5
Longboat Key, Sarasota	5
Kingsley Lake, Bradford	5
Duck Key, Monroe	5

COVID-19: characteristics of 1,173,409 Florida resident cases

Data through Dec 18, 2020 verified as of Dec 19, 2020 at 09:25 AM

Data in this report are provisional and subject to change.

The table below includes the cities and counties of residence for cases in Florida residents based on the patient's ZIP Code. Note that city is not always received as part of the initial notification and may be missing while the case is being investigated.

City and county	Cases
Psl, Unknown	5
High Springs, Gilchrist	5
Ybor City, Hillsborough	5
Pensacola Beach, Escambia	4
Pensacola, Unknown	4
Miccosukee, Leon	4
Ft Pierce, St. Lucie	4
Cypress, Jackson	4
Fort Lauderdale, Palm Beach	4
Miami Gardens, Unknown	4
Naples, Lee	4
Okeechobee, Osceola	4
Briny Breezes, Palm Beach	4
Missing, Alachua	4
Missing, Monroe	4
Williston, Marion	4
Saint Augustine, Duval	4
Orlando, Citrus	4
Seacrest, Walton	4
Wakulla Springs, Wakulla	4
Alafaya, Broward	4
Elfers, Pasco	4
Fernandina, Nassau	4
International Service Center, Dade	4
Otter Creek, Levy	4
Missing, Sarasota	4
Missing, Highlands	4
Davenport, Osceola	4
Glen Ridge, Palm Beach	4
Goldenrod, Seminole	4
Sea Ranch Lakes, Broward	4
Grove City, Charlotte	4
Barberville, Volusia	4
Orlando, Bay	4
West Bradenton, Manatee	4
Windermere, Leon	4
University Of Central Florida, Brevard	4
Valkaria, Brevard	4
Putnam Hall, Putnam	4
Orlando, Columbia	4
Loxahatchee Groves, Palm Beach	4
Indian Shores, Pinellas	4
Live Oak, Madison	4
Fairfield, Marion	4
Aripeka, Pasco	4
Milton, Escambia	4
Maitland, Leon	4
Mayport, Duval	4
Grandin, Putnam	4
Inlet Beach, Bay	4
Kissimmee, Orange	4
Orlando, Santa Rosa	4
Shady Grove, Taylor	4
Sunny Hills, Washington	3
Tampa, Pinellas	3
Winter Park, Alachua	3
Winter Park, Leon	3
Winter Park, Osceola	3
Worthington Springs, Union	3

COVID-19: characteristics of 1,173,409 Florida resident cases

Data through Dec 18, 2020 verified as of Dec 19, 2020 at 09:25 AM

Data in this report are provisional and subject to change.

The table below includes the cities and counties of residence for cases in Florida residents based on the patient's ZIP Code. Note that city is not always received as part of the initial notification and may be missing while the case is being investigated.

City and county	Cases
Orlando, Union	3
Johns Pass Village, Pinellas	3
Jacksonville, Clay	3
Apopka, Dade	3
Hallandale Beach, Unknown	3
Blountstown, Liberty	3
Captiva, Lee	3
Deerfield Beach, Palm Beach	3
Miami Gardens, Broward	3
Lynbrook, Broward	3
Orlando, Indian River	3
Orlando, Martin	3
Saint Augustine Beach, St. Johns	3
Village Of Golf, Palm Beach	3
Windermere, Seminole	3
Port Salerno, Martin	3
Winter Garden, Polk	3
Eglin, Okaloosa	3
Margate, Unknown	3
Melrose, Bradford	3
Maitland, Pasco	3
Pp, Unknown	3
Wildlight, Nassau	3
University Of Central Florida, Palm Beach	3
University Of Central Florida, Pinellas	3
Winter Park, Lake	3
Labelle, Lee	3
Apopka, Osceola	3
Brewton, Escambia	3
Missing, Taylor	3
Missing, Hendry	3
Ocoee, Broward	3
Indian Rock Beach, Pinellas	3
Inglis, Citrus	3
Hollywood, Unknown	3
Monticello, Madison	3
Mayport Naval Housing, Duval	3
Fpo, Duval	3
Fernandina Beach, Duval	3
Cypress Gardens, Polk	3
Bowling Green, Polk	3
Windermere, Palm Beach	3
Winter Park, Brevard	3
Pompano Beach, Palm Beach	3
Salem, Taylor	3
Samoset, Manatee	3
San Fernando, Unknown	3
Vernon, Bay	3
Orange Springs, Marion	3
Oneco, Manatee	3
Seacrest, Bay	3
Orange Park, Duval	3
Point Washington, Walton	3
University Of Central Fl, Seminole	3
Vero Beach, St. Lucie	3
Missing, Washington	3
Mims, Volusia	3
Nobleton, Hernando	3
Julington Creek, St. Johns	3

COVID-19: characteristics of 1,173,409 Florida resident cases

Data through Dec 18, 2020 verified as of Dec 19, 2020 at 09:25 AM

Data in this report are provisional and subject to change.

The table below includes the cities and counties of residence for cases in Florida residents based on the patient's ZIP Code. Note that city is not always received as part of the initial notification and may be missing while the case is being investigated.

City and county	Cases
Bella Collina, Lake	3
Apopka, Hillsborough	3
El Jobean, Charlotte	3
Grant Valkaria, Brevard	3
North Fort Myers, Charlotte	3
Orlando, Jackson	3
Kissimmee, Unknown	3
Jacksonville Naval Air Station, Duval	3
Chicago, Lee	3
Clewiston, Palm Beach	3
Conch Key, Monroe	3
Branford, Gilchrist	3
Bayou George, Bay	3
San Carlos Park, Lee	3
Clarcona, Orange	3
Glenwood, Volusia	3
Lloyd, Jefferson	3
Los Angeles, Dade	3
Orlando, Nassau	3
Lamont, Taylor	3
Keystone Heights, Bradford	3
Winter Garden, Leon	3
Sugarloaf, Monroe	3
Westville, Walton	3
Winter Park, Highlands	2
Wacissa, Jefferson	2
Windermere, Lake	2
Saint Marys, Nassau	2
Land O Lakes, Hillsborough	2
Ocoee, Leon	2
Milligan, Okaloosa	2
Fort Lauderdale, Alachua	2
Copeland, Collier	2
Cross City, Taylor	2
Carl Fisher, Dade	2
Sebring, Desoto	2
Pompano Beach, Unknown	2
Tampa, Hernando	2
University Of Central Florida, Lee	2
Umatilla, Marion	2
Vero Beach, Unknown	2
Wauchula, Desoto	2
Winter Park, Dade	2
Yeehaw, Okeechobee	2
000000, Unknown	2
Babcock Ranch, Charlotte	2
Boynton Beach, Broward	2
Cape Haze, Charlotte	2
Bristol, Calhoun	2
Jacksonville Naval Hospital, Duval	2
Melrose, Clay	2
Mesa, Unknown	2
Longview, Dade	2
Jacksonville, Nassau	2
Ormond Beach, Flagler	2
Panama City, Unknown	2
Newberry, Gilchrist	2
Okeechobee, Lake	2
Miramar, Dade	2

COVID-19: characteristics of 1,173,409 Florida resident cases

Data through Dec 18, 2020 verified as of Dec 19, 2020 at 09:25 AM

Data in this report are provisional and subject to change.

The table below includes the cities and counties of residence for cases in Florida residents based on the patient's ZIP Code. Note that city is not always received as part of the initial notification and may be missing while the case is being investigated.

City and county	Cases
Alford, Washington	2
Apopka, Duval	2
Jupiter Island, Martin	2
Labelle, Collier	2
Lauderhill, Unknown	2
Jonesville, Alachua	2
Miami, Martin	2
Long Beach, Orange	2
Maitland, Palm Beach	2
North Port, Charlotte	2
Missing, Flagler	2
New Port Richey, Hillsborough	2
Miramar, Unknown	2
Ocean Reef Club, Monroe	2
University Of Central Fl, Broward	2
Venice, Dade	2
Winter Park, Volusia	2
Winter Park, Collier	2
Winter Park, Duval	2
Winter Park, Hillsborough	2
Windermere, Hillsborough	2
Sand Lake, Orange	2
Oakland Park, Unknown	2
Sunrise, Unknown	2
Tampa, Broward	2
Seguin, Unknown	2
Crescent Beach, Sarasota	2
Claysville, Hernando	2
Dade City, Unknown	2
Day, Lafayette	2
Crestview, Walton	2
Cross Key, Monroe	2
Green Cove Springs, Duval	2
Marysville, Dade	2
Orlando, Holmes	2
Orlando, Sumter	2
Moore Haven, Hendry	2
Lanark Village, Franklin	2
Cassadaga, Volusia	2
Lake Harbor, Palm Beach	2
Fort Walton Beach, Walton	2
Dunnellon, Levy	2
Woodside, Broward	2
Windermere, Polk	2
Winter Garden, Brevard	2
Portland, Unknown	2
Pp, Dade	2
Scottsmoor, Brevard	2
University Of Central Fl, Dade	2
University Of Central Fl, Osceola	2
Madison, Unknown	2
Lockhart, Seminole	2
Ocean Breeze, Martin	2
Hialeah, Broward	2
Jacksonville, Dade	2
Florida Power & Light Co, Dade	2
Gibsonia, Polk	2
Alys Beach, Bay	2
Amelia City, Nassau	2

COVID-19: characteristics of 1,173,409 Florida resident cases

Data through Dec 18, 2020 verified as of Dec 19, 2020 at 09:25 AM

Data in this report are provisional and subject to change.

The table below includes the cities and counties of residence for cases in Florida residents based on the patient's ZIP Code. Note that city is not always received as part of the initial notification and may be missing while the case is being investigated.

City and county	Cases
Alligator Point, Wakulla	2
Citrus Ridge, Indian River	2
Tangerine, Lake	2
Pass, Dade	2
Winter Garden, Hillsborough	2
Winter Garden, Broward	2
Winter Garden, Dade	2
Windermere, Osceola	2
Winter Park, St. Johns	2
Upper Key Largo, Monroe	2
Saint Augusaintine Beach, St. Johns	2
Seven Springs, Pasco	2
Port Charlotte, Unknown	2
Punta Gorda, Lee	2
Port Saint Lucie, Martin	2
Orlando, Unknown	2
Miami, Palm Beach	2
None, Dade	2
Los Angeles, Okaloosa	2
Lutz, Pinellas	2
Lake Geneva, Clay	2
Lawtey, Union	2
Lakeland, Hillsborough	2
Coconut Creek, Unknown	2
Crawfordville, Leon	2
Cross Creek, Alachua	2
Alligator Point, Franklin	2
Immokalee, Lee	2
Eatonville, Lake	2
Eau Gallie, Brevard	2
Fort Lauderdale, Unknown	2
Apopka, Flagler	2
Apopka, Marion	2
Apopka, Sarasota	2
Bonifay, Jackson	2
Clermont, Polk	2
Fort Pierce, Martin	2
Lake Buena Vista, Orange	2
Laurel, Sarasota	2
Lecanto, Marion	2
Ludlam, Dade	2
Oklawaha, Marion	2
Olustee, Baker	2
Ocoee, Duval	2
West Palm Beach, Dade	2
Tarpon Springs, Pasco	2
Weston, Dade	1
Wheaton, Lee	1
Wesley Chapel, Alachua	1
Tewksbury, Orange	1
University Of Central Florida, Monroe	1
Tangerine, Seminole	1
Tampa Palms, Hillsborough	1
Soldotna, Broward	1
South Burlington, Orange	1
Steinhatchee, Madison	1
Ocoee, Lee	1
Ocoee, Volusia	1
Okeechobee, St. Lucie	1

COVID-19: characteristics of 1,173,409 Florida resident cases

Data through Dec 18, 2020 verified as of Dec 19, 2020 at 09:25 AM

Data in this report are provisional and subject to change.

The table below includes the cities and counties of residence for cases in Florida residents based on the patient's ZIP Code. Note that city is not always received as part of the initial notification and may be missing while the case is being investigated.

City and county	Cases
Opalocka, Dade	1
Palm Coast, Duval	1
Orlando, Hendry	1
Orlando, Levy	1
Pineland, Lee	1
Saint Cloud, Lee	1
Saint Johns, Orange	1
San Antonio, Sarasota	1
San Antonio, Unknown	1
Sanford, Volusia	1
Perry, Leon	1
Palm Springs North, Dade	1
Provincetown, Collier	1
Magnolia Square, Osceola	1
Maitland, Alachua	1
Lemoyne, Manatee	1
Lawrence Township, Palm Beach	1
Melrose, Alachua	1
Miamf, Dade	1
Miami G, Dade	1
Miami, Collier	1
Marianna, Calhoun	1
Oakland, Lake	1
Oakland, Leon	1
Naples, Orange	1
New Richmond, Volusia	1
Lake Placid, Alachua	1
Las Vegas, Orange	1
Kingsland, Duval	1
Kissimmee, Brevard	1
Holt, Santa Rosa	1
Haverford, Hillsborough	1
Hispanic, St. Lucie	1
Greenville, Jefferson	1
Gotha, Leon	1
Gilmer, Dade	1
Estero, Collier	1
Fanning Springs, Levy	1
Cumberland, Palm Beach	1
Dade City, Hillsborough	1
Crestview, Holmes	1
Columbus, Brevard	1
Cookeville, Seminole	1
Dallas, Lee	1
De Leon Springs, Putnam	1
Deland, Lake	1
Deland, Polk	1
Doctors Inlet, Clay	1
Clear Brook, Lee	1
Clermont, Orange	1
Boca Raton, Unknown	1
Bohealia, Lee	1
Blowing Rock, Polk	1
Carol Stream, Orange	1
Charlotte, Pasco	1
Apopka, St. Lucie	1
Belle Isle, Polk	1
Apopka, Manatee	1
99, Unknown	1

COVID-19: characteristics of 1,173,409 Florida resident cases

Data through Dec 18, 2020 verified as of Dec 19, 2020 at 09:25 AM

Data in this report are provisional and subject to change.

The table below includes the cities and counties of residence for cases in Florida residents based on the patient's ZIP Code. Note that city is not always received as part of the initial notification and may be missing while the case is being investigated.

City and county	Cases
Alanson, Bay	1
Aollywoss, Dade	1
Gotha, Palm Beach	1
Fort Myers, Unknown	1
Fort Pierce, Unknown	1
Edgewood, Osceola	1
Eatonville, Osceola	1
Homeless, Polk	1
Homosassa, Hernando	1
Harrison, Pinellas	1
Granada Hills, Broward	1
Hailandale, Unknown	1
Hialeah, Bay	1
Anaheim, Unknown	1
Alafaya, Palm Beach	1
Athens, Duval	1
Bogota, Orange	1
Bronx, Palm Beach	1
Blountstown, Jackson	1
Belle Isle, Dade	1
Cypress, Leon	1
Deland, St. Lucie	1
Deltona, Orange	1
Clermont, Osceola	1
Clewiston, Glades	1
Cartersville, Unknown	1
Lewisburg, Pasco	1
Jerusalem, St. Johns	1
La Grange, Dade	1
Lake City, Hamilton	1
Maitland, Dade	1
Marshall, Dade	1
Louisville, Manatee	1
Los Angeles Ca, Unknown	1
Littleton, Dade	1
Navarre, Okaloosa	1
Newark, Broward	1
Newburgh, Bay	1
Okeechobee, Glades	1
Oooooo, Unknown	1
North Pole, Seminole	1
North Port, Lee	1
Miami, Hillsborough	1
Middlesburg, Duval	1
Mount Pleasant, Gadsden	1
Missing, Hardee	1
Missing, Jackson	1
Orlando, Washington	1
Orem, Broward	1
Peoria, Unknown	1
Pacifica, Dade	1
Palm Coast, Polk	1
Palm Coast, Volusia	1
Parker, Dade	1
Port Everglades, Broward	1
Saint Johns, Unknown	1
Rye, Duval	1
Rex, Duval	1
Seybold, Dade	1

COVID-19: characteristics of 1,173,409 Florida resident cases

Data through Dec 18, 2020 verified as of Dec 19, 2020 at 09:25 AM

Data in this report are provisional and subject to change.

The table below includes the cities and counties of residence for cases in Florida residents based on the patient's ZIP Code. Note that city is not always received as part of the initial notification and may be missing while the case is being investigated.

City and county	Cases
Saint Petersburg, Hillsborough	1
Saint Petersburg, St. Lucie	1
Saxis, Lee	1
Sebring, Lee	1
Sun City Center, Hardee	1
Spring Hill , Hernando	1
Starke, Clay	1
Stone Mountain, Palm Beach	1
Washington, Unknown	1
Wekiva Springs, Seminole	1
Tulsa, Orange	1
University Of Central FI, Clay	1
Tallahassee, Duval	1
Tampa, Palm Beach	1
Winter Garden, Pinellas	1
Winter Park, Calhoun	1
Winter Park, Indian River	1
Winter Park, Lee	1
Windermere, Pasco	1
West Villages, Sarasota	1
Wichita, Volusia	1
Windermere, Broward	1
Zolfo Springs, Polk	1
Woodland Hills, Brevard	1
Pine Hills, Broward	1
Port Saint Lucie, Indian River	1
Pompano Beach, Alachua	1
Orem, Sarasota	1
Palm City, Unknown	1
Oviedo, Leon	1
Porter Ranch, Dade	1
Raiford, Bradford	1
Republic, Monroe	1
Riverview, Manatee	1
Steinhatchee, Alachua	1
Saint Teresa, Wakulla	1
San Diego, Unknown	1
Russellville, Hillsborough	1
Saint Augustine, Okaloosa	1
Tampa, Manatee	1
University Of Central FI, Pasco	1
Vero Beach, Brevard	1
Village Of Palm Springs, Palm Beach	1
Webster, Pasco	1
Westerville, Hillsborough	1
Winderemere, Orange	1
Windermere, Dade	1
Winston Salem, Unknown	1
Wilbur By The Sea, Volusia	1
Willowbrook, Lee	1
University Of Central Florida, Hillsborough	1
Wellington, Unknown	1
Chipley, Holmes	1
Chipley, Jackson	1
Colorado Springs, Unknown	1
Conifer, Lee	1
Coco River, Collier	1
Bryn Mawr, Palm Beach	1
Camden Wyoming, Duval	1

COVID-19: characteristics of 1,173,409 Florida resident cases

Data through Dec 18, 2020 verified as of Dec 19, 2020 at 09:25 AM

Data in this report are provisional and subject to change.

The table below includes the cities and counties of residence for cases in Florida residents based on the patient's ZIP Code. Note that city is not always received as part of the initial notification and may be missing while the case is being investigated.

City and county	Cases
Chattanooga, Dade	1
Alva, Collier	1
333, Unknown	1
Alafaya, Volusia	1
Allentown, Putnam	1
Amelia Village, Nassau	1
Apple Creek, Citrus	1
Azalea Park, Osceola	1
Fortlauderdale, Unknown	1
Ft Pierce, Unknown	1
Garland, Orange	1
Fort Denaud, Glades	1
Everett, Dade	1
Fl State Lot, Leon	1
El Paso, Unknown	1
Eatonville, Seminole	1
Destin, Unknown	1
Jeffersonville, Broward	1
Homeless, Dade	1
Hickory, Lee	1
Highland Park, Polk	1
Hallandate Ben, Unknown	1
Lake Mary, Lake	1
Lake Worth, Broward	1
Lauderdale Hill, Unknown	1
Live Oak, Columbia	1
Ocala, Unknown	1
Old Town, Gilchrist	1
Ocoee, Hillsborough	1
N/A, Duval	1
Naples, Alachua	1
Longwood, Orange	1
Miamii, Dade	1
Miamt, Dade	1
Mid Florida, Seminole	1
Middleburg, Duval	1
University Of Central Fl, St. Johns	1
University Of Central Florida, Dade	1
Tinley Park, Lee	1
Sumatra, Liberty	1
Springhill, Unknown	1
Telluride, Lee	1
South Otselic, Dade	1
Saint Petersburg, Dade	1
San Juan, Osceola	1
San Pedro Sula, Dade	1
Richmond Heights, Dade	1
Rochester, Lee	1
Rosemary Beach, Bay	1
Winter Garden, Sumter	1
Wimauma, Manatee	1
Windermere, Lee	1
Unknown, Orange	1
Wayne, Dade	1
West Simsbury, Collier	1
Fdsf, Unknown	1
Fwb, Unknown	1
Gastonia, Polk	1
Knoxville, Duval	1

COVID-19: characteristics of 1,173,409 Florida resident cases

Data through Dec 18, 2020 verified as of Dec 19, 2020 at 09:25 AM

Data in this report are provisional and subject to change.

The table below includes the cities and counties of residence for cases in Florida residents based on the patient's ZIP Code. Note that city is not always received as part of the initial notification and may be missing while the case is being investigated.

City and county	Cases
Green, Clay	1
Gulf Shores, Escambia	1
Havanna, Gadsden	1
Hialeah Lakes, Dade	1
Hilliard, Dade	1
Hollywood, Leon	1
Holt, Unknown	1
Humble, Broward	1
Bryn Mawr, Collier	1
Apopka, Palm Beach	1
Aspen, Palm Beach	1
Atlanta, Broward	1
Azalea Park, Sarasota	1
Bartow, Unknown	1
Boca Rotan, Unknown	1
Clermont, Unknown	1
Duke Field Air Force Station, Okaloosa	1
Deltona , Volusia	1
Columbia, Orange	1
Coral Springs, Unknown	1
Cornelius, Leon	1
Crestview, Dade	1
Dade City, Polk	1
Dania, Unknown	1
Darien, Pasco	1
Lakewood, Unknown	1
Los Angeles, Polk	1
Maitland, Unknown	1
Melbourne, Orange	1
Miami Beach, Palm Beach	1
Miami Granders, Dade	1
Minneapolis, Broward	1
Missing, Charlotte	1
Myakka, Duval	1
Naples, Broward	1
Naugatuck, Lee	1
New Vernon, Sarasota	1
New York, Broward	1
Oakland, Broward	1
Oakland, Manatee	1
Opa Locka, Unknown	1
Ocoee, Polk	1
Pensacola, Santa Rosa	1
Plant City, Pinellas	1
Plantation, Unknown	1
Ponce, Orange	1
Port Charlotte Fl, Unknown	1
Metter, Manatee	1
Miami Dade, Unknown	1
Miamksaohes, Dade	1
Missing, Lafayette	1
Morrisville, Palm Beach	1
Monument, Broward	1
Mokena, Lee	1
North Brunswick, St. Lucie	1
North Lauderdale, Unknown	1
North Porte, Unknown	1
Notrealville, Polk	1
Jupiter Inlet, Palm Beach	1

COVID-19: characteristics of 1,173,409 Florida resident cases

Data through Dec 18, 2020 verified as of Dec 19, 2020 at 09:25 AM

Data in this report are provisional and subject to change.

The table below includes the cities and counties of residence for cases in Florida residents based on the patient's ZIP Code. Note that city is not always received as part of the initial notification and may be missing while the case is being investigated.

City and county	Cases
Land O Lakes, Unknown	1
Landolakes, Unknown	1
Lawton, Okaloosa	1
Lima, Volusia	1
Key West, Palm Beach	1
Kilgore, Dade	1
Lutz, Unknown	1
Macclenny, Dixie	1
Madison, Jefferson	1
Irmo, Unknown	1
Island Grove, Alachua	1
Jacksonville, Baker	1
Greensboro, Leon	1
Glen Cove, Unknown	1
Glen Saint Mary, Duval	1
Gainesville, Levy	1
Fleming Island, Duval	1
Crystal River, Marion	1
Deerfield Beach, Polk	1
Defuniak Springs, Okaloosa	1
Eatonville, Hillsborough	1
Clearwater, Leon	1
Crestview, Broward	1
Clarcona, Seminole	1
Cape San Blas, Gulf	1
Callahan, Duval	1
Bradenton, Lee	1
Bogota, Unknown	1
Alafaya, Pinellas	1
Apopka, Leon	1
Atlanta, Walton	1
Attalla, Broward	1
Azalea Park, Lake	1
Azalea Park, Polk	1
St Cloud, Orange	1
Sarasota, Unknown	1
San Marcos, Unknown	1
Pooler, Broward	1
Port Canaveral, Brevard	1
Saint Petersburg, Bay	1
Twentynine Palms, Broward	1
Surprise, Unknown	1
Syracuse, Unknown	1
Vernon, Walton	1
Unknown, Manatee	1
Venezuela, Unknown	1
University Of Central Florida, Duval	1
Ocoee, Manatee	1
Okeechobi, Unknown	1
Orem, Dade	1
Orlando, Clay	1
Orlando, Gadsden	1
Orlando, Walton	1
Oviedo, Lake	1
Panomo City, Bay	1
Pensacola, Dade	1
Plantation Key, Monroe	1
Plantation, Leon	1
Ridgewood, Lee	1

COVID-19: characteristics of 1,173,409 Florida resident cases

Data through Dec 18, 2020 verified as of Dec 19, 2020 at 09:25 AM

Data in this report are provisional and subject to change.

The table below includes the cities and counties of residence for cases in Florida residents based on the patient's ZIP Code. Note that city is not always received as part of the initial notification and may be missing while the case is being investigated.

City and county	Cases
Roseville, Broward	1
Winfield, Hillsborough	1
Winter Garden, Lee	1
Winter Garden, Unknown	1
Winter Park, Bay	1
Whippany, Volusia	1
Xifamk, Dade	1
Scottsdale, Brevard	1
St Peterburg, Orange	1
Stiamk, Dade	1
Sun City Center, Lee	1
Surfside Beach, Orange	1
Tavares, Unknown	1
Temple, Palm Beach	1
Pompano Beach, Dade	1
Pompano Beach, Osceola	1
Port Charlotte, Lee	1
Port Richey, Unknown	1
Port Saint Lucie, Marion	1
Port St Luce, Unknown	1
Port St. Lucie, St. Lucie	1
Rivera Beach, Unknown	1
Saint Petersburg, Duval	1
Roswell, Bay	1
Ruskin, Manatee	1
Winnetka, Dade	1
Weston, Unknown	1
Wildwood, Lee	1
Winter Park, Manatee	1
Winter Park, Palm Beach	1
Winter Park, Pinellas	1
Winter Springs, Orange	1
Youngstown, Washington	1
Zellwood, Brevard	1
Zellwood, Osceola	1
West Hollywood, Broward	1
West Palm Beach, Unknown	1
Unknown, Duval	1
Okeechobee, Highlands	1
Pine Hills, Polk	1
Pensacola Naval Hospital, Escambia	1
Painted Post, Pasco	1
Palatka, Marion	1
Panama City Beach , Bay	1
Missing, Desoto	1
Newaygo, Charlotte	1
Na, Dade	1
Naples, Leon	1
Mattoon, Lee	1
Milford, Bay	1
Littleton, St. Johns	1
Los Angeles, Orange	1
Marianna, Washington	1
Mary Esther, Hillsborough	1
Lake Worth, Unknown	1
Land, Unknown	1
Lecanto, Palm Beach	1
Lake In The Hills, Broward	1
Jupiter, Pinellas	1

COVID-19: characteristics of 1,173,409 Florida resident cases

Data through Dec 18, 2020 verified as of Dec 19, 2020 at 09:25 AM

Data in this report are provisional and subject to change.

The table below includes the cities and counties of residence for cases in Florida residents based on the patient's ZIP Code. Note that city is not always received as part of the initial notification and may be missing while the case is being investigated.

City and county	Cases
Kansas City, Palm Beach	1
Boys Ranch, Suwannee	1
Celebration, Orange	1
Coal City, Pasco	1
Delray Beach, Broward	1
Alys Beach, Walton	1
Apo, Collier	1
Addison, Pasco	1
Alafaya, Dade	1
Arabi, Orange	1
At Large, Broward	1
Austin, Dade	1
Azalea Park, Broward	1
Barnesville, Pinellas	1
Belle Isle, Seminole	1
Apopka, Alachua	1
Apopka, Citrus	1
Big Torch Key, Monroe	1
Black, Holmes	1
Boca Raton, Lee	1
Bonifay, Unknown	1
Fort Worth, Broward	1
Franklin, Orange	1
Gainesville, Santa Rosa	1
East Rockland Key, Monroe	1
Crescent City, Marion	1
Crestview, Unknown	1
Fort Lauderdale, Lee	1
Fort Pierce, Brevard	1
High Springs, Columbia	1
Gwynn Oak, Polk	1
Indianapolis, Lee	1
Jena, Taylor	1
Monroe, Hillsborough	1
Oldsra, Manatee	1
North Laud, Unknown	1
Ocala, Citrus	1
Pembroke Pines, Dade	1
Pensacola, Sumter	1
Perth Amboy, Hillsborough	1
Paducah, Manatee	1
Longwood, Broward	1
Lucedale, St. Lucie	1
Middletown, Osceola	1
Macclenny, Duval	1
Mayaguez, Dade	1
Jacksonville, Alachua	1
Interlachen, Duval	1
Hosford, Calhoun	1
Hialeahgardens, Dade	1
Bronson, Alachua	1
Brooker, Alachua	1
Bonita, Lee	1
Brandon, Pinellas	1
Baker, Santa Rosa	1
Alva, Escambia	1
Arcadia, Highlands	1
Armstrong, St. Johns	1
Atl, Brevard	1

COVID-19: characteristics of 1,173,409 Florida resident cases

Data through Dec 18, 2020 verified as of Dec 19, 2020 at 09:25 AM

Data in this report are provisional and subject to change.

The table below includes the cities and counties of residence for cases in Florida residents based on the patient's ZIP Code. Note that city is not always received as part of the initial notification and may be missing while the case is being investigated.

City and county	Cases
Belmont, Santa Rosa	1
Blountstown, Broward	1
Belle Isle, Duval	1
Cincinnati, Dade	1
Circle Pines, St. Lucie	1
Champions Gate, Osceola	1
Davie, Unknown	1
Dayton, Orange	1
Gibsonton, Unknown	1
Greenbrier, Bay	1
Edgewood, Broward	1
Floral, Okaloosa	1
Wtixrat, Dade	1
Windermere, Volusia	1
Westlake Village, Unknown	1
Watersound, Bay	1
Unk, Duval	1
Ventura, Orange	1
Trenton, Dixie	1
Unknown, Unknown	1
Toms River, Lee	1
Tourist, Dade	1
Sharpes, Brevard	1
Sorrento, Orange	1
Summerfield, Unknown	1
Sunrise, Dade	1
Tallahassee, Madison	1
Powell, Lee	1
Puerto Rico, Unknown	1
Randolph, Orange	1
Sanford, Orange	1
Saint Petersburg, Charlotte	1
Saint Lucie Village, St. Lucie	1
Carmel, Orange	1
Caracas, Dade	1
Brandon, Unknown	1
Brooklyn, Dade	1
Brooklyn, Lee	1
Dallas, Hernando	1
Coconut Ck, Unknown	1
Chicago, Unknown	1
Apopka, Brevard	1
Apopka, Clay	1
Apopka, Polk	1
Asheville, Highlands	1
Astoria, Broward	1
Bartow, Hardee	1
Boca Raton, Broward	1
Belle Isle, Osceola	1
Bel Air, Collier	1
Alachua, Duval	1
Alpharetta, Broward	1
Fort Lauderdale, Leon	1
Fort White, Clay	1
Far Rockaway, Dade	1
Doral, Unknown	1
Downingtown, Hillsborough	1
Deer Park, Dade	1
Deerfield Beach, Unknown	1

COVID-19: characteristics of 1,173,409 Florida resident cases

Data through Dec 18, 2020 verified as of Dec 19, 2020 at 09:25 AM

Data in this report are provisional and subject to change.

The table below includes the cities and counties of residence for cases in Florida residents based on the patient's ZIP Code. Note that city is not always received as part of the initial notification and may be missing while the case is being investigated.

City and county	Cases
Deland, Seminole	1
Greensburg, Palm Beach	1
Hiawassee, Osceola	1
Hernando, Marion	1
Hialeah, Collier	1
Garden City, Alachua	1
Gaylord, Orange	1
Gurabo, Osceola	1
Haines Creek, Lake	1
Hallandale, Unknown	1
North Palm Beach, Orange	1
Northport, Sarasota	1
Oakland, Lee	1
Orlando, Putnam	1
Orlo Vista, Orange	1
Ldhl, Broward	1
Mckinney, Broward	1
Miamc, Dade	1
Milford, Lee	1
Micanopy, Marion	1
Monroe Township, Palm Beach	1
Moore Haven, Okeechobee	1
Morrisville, Unknown	1
Las Vegas, Palm Beach	1
Lake Butler, Alachua	1
Lakeland, Unknown	1
Knoxville, Bay	1
Kingsland, Nassau	1
Indian Rocks Beach, Duval	1
Key West, Duval	1
Hoclywsod, Dade	1
Homeless, Hillsborough	1
Homeless, Monroe	1
Homeless, Pinellas	1
Inwood, Broward	1
Irvine, Marion	1
Jefferson, Dade	1
Jonesboro, Leon	1
Jupiter, Dade	1
Jupiter, St. Lucie	1
Kenilworth, Leon	1
San Antonio, Orange	1
Shirley, Flagler	1
Seminole, Leon	1
Piasa, Putnam	1
Russellville, Bay	1
Saint Joseph, Volusia	1
Other, Dade	1
Pass-A-Grille Beach, Pinellas	1
Pembroke Lakes, Broward	1
Port Saint Lucie, Palm Beach	1
Prattville, Hillsborough	1
Prestonsburg, Bay	1
Quincy, Jackson	1
Rapid City, Broward	1
Red Bay, Holmes	1
Winter Garden, Duval	1
West Yarmouth, St. Lucie	1
Waipahu, Santa Rosa	1

COVID-19: characteristics of 1,173,409 Florida resident cases

Data through Dec 18, 2020 verified as of Dec 19, 2020 at 09:25 AM

Data in this report are provisional and subject to change.

The table below includes the cities and counties of residence for cases in Florida residents based on the patient's ZIP Code. Note that city is not always received as part of the initial notification and may be missing while the case is being investigated.

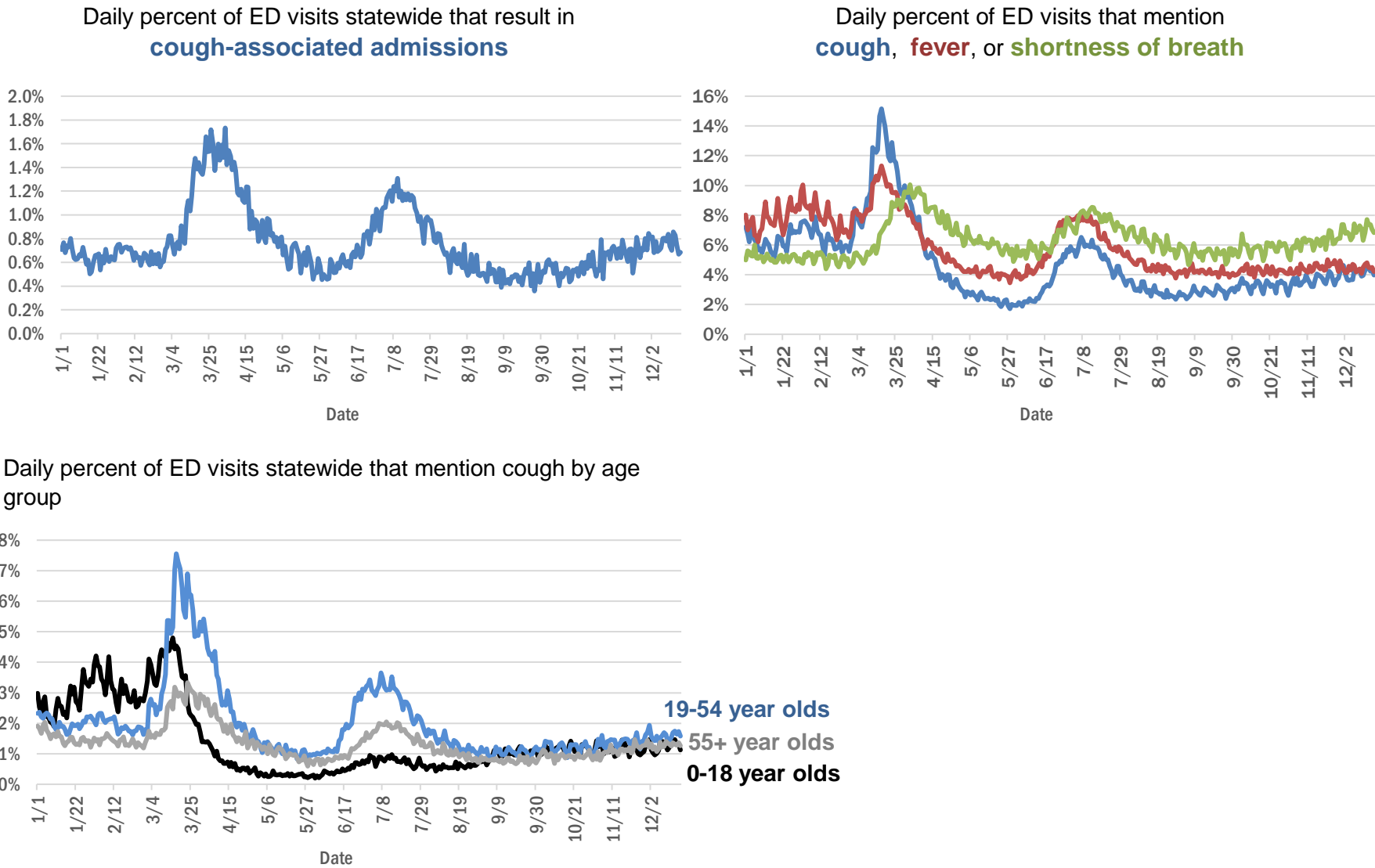
City and county	Cases
Ward, Polk	1
Wellborn, Columbia	1
Woodbine, Nassau	1
Winter Garden, Marion	1
Winter Park, Citrus	1
Winter Park, Hendry	1
Suitland, Volusia	1
Venetian Islands, Dade	1
Syracuse, Polk	1
Tallahassee, Dade	1
Tamarac, Dade	1
Tampa, Unknown	1
Tarpon Springs, Unknown	1
Tavares, Orange	1
Town Of Nocatee, St. Johns	1
University Of Central Fl, Pinellas	1
Unkn, Duval	1
Total	1,173,409

COVID-19: additional surveillance information

Data through Dec 18, 2020 verified as of Dec 19, 2020 at 09:25 AM

Data in this report are provisional and subject to change.

Statewide emergency department (ED) chief complaint and admission data



The Electronic Surveillance System for the Early Notification of Community-Based Epidemics (ESSENCE-FL) includes chief complaint data from 211 of 211 Florida EDs. Data are transmitted electronically to ESSENCE-FL daily or hourly.

COVID-19: testing by laboratory

Data through Dec 18, 2020 verified as of Dec 19, 2020 at 09:25 AM

Data in this report are provisional and subject to change.

The numbers in the table below represent the number of Florida and non-Florida residents for whom test results were received by the Department of Health. A person can be tested by more than one laboratory and can have both positive and negative results. **Therefore, the sum of the numbers in each column will be larger than the total number of people tested.**

Reporting lab	Inconclusive	Negative	Positive	Percent positive	Total
LABORATORY CORPORATION OF AMERICA	2,087	1,307,420	164,489	11%	1,473,996
QUEST DIAGNOSTICS	9,637	1,163,748	162,483	12%	1,335,868
CURATIVE LABS	8,641	873,671	109,375	11%	991,687
BIO REFERENCE LABORATORIES, INC	7,252	759,558	138,412	15%	905,222
GENETWORX	661	390,604	32,932	8%	424,197
REALTOX LABS LLC	3,915	352,570	56,346	14%	412,831
HELIX	3,639	303,833	44,705	13%	352,177
EAST FLORIDA STATE COLLEGE - BREVARD		212,890	26,987	11%	239,877
RCA LABORATORY SERVICES, LLC		205,101	15,446	7%	220,547
NOMI HEALTH LAB SERVICES		172,659	19,517	10%	192,176
IMPACT HEALTH BIOMETRIC TESTING, INC	882	160,118	16,505	9%	177,505
ELABNETWORK	1,058	132,458	10,985	8%	144,501
MAKO GENOMICS	5,950	116,332	19,348	14%	141,630
BPHL-JACKSONVILLE	18	120,732	19,349	14%	140,099
NORTHWEST LABORATORY	246	120,958	6,468	5%	127,672
MAYO CLINIC LABORATORIES	287	112,386	12,340	10%	125,013
REAL DIAGNOSTICS	672	107,523	13,820	11%	122,015
ADVENTHEALTH LAB	99	107,572	11,039	9%	118,710
ADVENT HEALTH LAB	112	101,260	13,957	12%	115,329
BAYCARE LABORATORIES LLC	472	103,655	8,878	8%	113,005
MEDICAL DIAGNOSTIC LABORATORIES	968	97,825	14,015	12%	112,808
BPHL-MIAMI	225	92,057	14,904	14%	107,186
BIOCOLLECTIONS WORLDWIDE, INC	622	93,575	11,917	11%	106,114
MEMORIAL REGIONAL HOSPITAL SOUTH	22	88,420	17,458	16%	105,900
ASCENSION SACRED HEART HOSPITAL - PENSACOLA	2	90,090	12,088	12%	102,180
CDR MAGUIRE - HEALTH CARE CENTER		86,230	12,168	12%	98,398
ORLANDO HEALTH SYSTEM	601	88,336	8,535	9%	97,472
KORVALABS, INC	1,281	90,736	4,648	5%	96,665
FULGENT DIAGNOSTICS LABORATORY	1,427	79,414	7,307	8%	88,148
SUNPATH MEDICAL DIAGNOSTICS LABORATORY	709	68,697	10,002	13%	79,408
BPHL-TAMPA (SPECTRUM BLVD)	45	67,042	11,507	15%	78,594
TAMPA GENERAL HOSPITAL	4	72,452	5,965	8%	78,421
UF HEALTH MEDICAL LAB	33	71,246	6,018	8%	77,297
DIATHERIX LABORATORIES		64,995	9,203	12%	74,198
TESTING MATTERS INC	73	62,762	8,183	12%	71,018
AKESOGEN		57,677	9,514	14%	67,191
BAPTIST HEALTH SOUTH FLORIDA	236	53,439	8,278	13%	61,953
ASCENSION ST VINCENT'S - RIVERSIDE	1	52,117	6,196	11%	58,314
JACKSON MEMORIAL HOSPITAL CLINICAL LAB	79	47,328	8,851	16%	56,258
ARUP LABORATORIES	16	49,957	2,903	5%	52,876
LAKELAND REGIONAL MEDICAL CENTER	119	47,079	5,256	10%	52,454
UF HEALTH SHANDS HOSPITAL	312	48,376	2,991	6%	51,679
PWNHEALTH	73	46,958	3,634	7%	50,665
AMERICAN HEALTH ASSOCIATES	9	46,992	3,498	7%	50,499
AIT LABORATORIES		41,842	4,801	10%	46,643
VIRACOR EUROFINS		34,875	9,703	22%	44,578
SOUTH MIAMI HOSPITAL LAB	184	38,257	5,012	12%	43,453

COVID-19: testing by laboratory

Data through Dec 18, 2020 verified as of Dec 19, 2020 at 09:25 AM

Data in this report are provisional and subject to change.

The numbers in the table below represent the number of Florida and non-Florida residents for whom test results were received by the Department of Health. A person can be tested by more than one laboratory and can have both positive and negative results. **Therefore, the sum of the numbers in each column will be larger than the total number of people tested.**

Reporting lab	Inconclusive	Negative	Positive	Percent positive	Total
NOMI_HEALTH		33,904	4,450	12%	38,354
APPLIED INGENUITY DIAGNOSTICS LLC		36,650	1,647	4%	38,297
TALLAHASSEE MEMORIAL HOSPITAL	159	33,756	3,793	10%	37,708
BAPTIST HEALTH - JACKSONVILLE	4	35,241	2,418	6%	37,663
ORANGE COUNTY CONVENTION CENTER		33,330	3,655	10%	36,985
MIAMI DADE COUNTY☐		32,093	3,527	10%	35,620
WALGREENS	30	28,038	5,109	15%	33,177
LEE HEALTH - CAPE CORAL HOSPITAL	3	27,642	4,440	14%	32,085
INGENIOUS PERSONALIZED MEDICINE	134	26,409	5,076	16%	31,619
BROWARD GENERAL MEDICAL CENTER-CLINICAL LAB	2	28,485	2,890	9%	31,377
SARASOTA MEMORIAL HOSPITAL MAIN LAB	12	28,743	2,222	7%	30,977
MILLENNIUM PHYSICIAN GROUP	17	25,660	4,384	15%	30,061
UNIVERSITY OF MIAMI HOSPITAL	32	26,858	2,834	10%	29,724
NICKLAUS CHILDREN'S HOSPITAL	55	25,010	3,563	12%	28,628
FLORIDA HOSPITAL - TAMPA	37	26,284	2,131	7%	28,452
UF HEALTH JACKSONVILLE	42	25,779	2,402	9%	28,223
ECCO LAB GROUP CO	396	23,065	3,862	14%	27,323
NORTH FLORIDA REGIONAL MEDICAL CENTER		20,878	2,168	9%	23,046
GENESIS REFERENCE LABORATORIES		21,055	1,972	9%	23,027
MOUNT SINAI MEDICAL CENTER	7	20,873	2,025	9%	22,905
ST JOSEPHS HOSPITAL LABORATORY	19	20,267	2,617	11%	22,903
BRANDON REGIONAL HOSPITAL		19,703	2,356	11%	22,059
JUPITER MEDICAL CENTER LAB	55	19,642	1,739	8%	21,436
PALMETTO GENERAL HOSPITAL LAB	3	17,566	3,665	17%	21,234
STATLAB_MOBILE	1	19,242	1,983	9%	21,226
ACCESS DX LABORATORY	198	18,979	1,904	9%	21,081
JFK MEDICAL CENTER LAB	1	18,245	2,266	11%	20,512
ADVENT HEALTH - DAYTONA BEACH	32	18,887	1,444	7%	20,363
NAPLES COMMUNITY HOSPITAL	60	17,621	1,796	9%	19,477
ADVENTIST HEALTH SYSTEMS SUNBELT INC DBA		17,909	980	5%	18,889
LAB DIAGNOSTICS LLC	378	13,207	5,172	28%	18,757
INTEGRATED REGIONAL LABORATORIES LLP		15,924	2,348	13%	18,272
PANCARE OF FLORIDA INC		16,082	1,654	9%	17,736
HEALTH CENTER AT SINAI RESIDENCES		16,942	506	3%	17,448
PATIENTS FIRST LAKE ELLA MEDICAL CENTER PA		14,645	2,609	15%	17,254
AVENTUS BIO LABS	16	15,167	2,032	12%	17,215
BIOCERNA LABS	461	14,582	2,112	12%	17,155
DRS CLACK SPENCER WHITE & MCCORMACK PA D/B/A		15,480	1,517	9%	16,997
MORTON PLANT HOSPITAL-ADLER INSTITUTE	11	15,140	1,492	9%	16,643
SAINT MARY'S MEDICAL CENTER	22	14,727	1,712	10%	16,461
EXACT SCIENCES LABORATORIES		14,455	1,300	8%	15,755
STS LAB 2 LLC	6	15,147	529	3%	15,682
HEALTHLINK DIAGNOSTIC LABORATORIES	124	14,293	1,197	8%	15,614
HOLY CROSS HOSPITAL CLINICAL LAB	1	14,148	920	6%	15,069

COVID-19: testing by laboratory

Data through Dec 18, 2020 verified as of Dec 19, 2020 at 09:25 AM

Data in this report are provisional and subject to change.

The numbers in the table below represent the number of Florida and non-Florida residents for whom test results were received by the Department of Health. A person can be tested by more than one laboratory and can have both positive and negative results. **Therefore, the sum of the numbers in each column will be larger than the total number of people tested.**

Reporting lab	Inconclusive	Negative	Positive	Percent positive	Total
DWIC OF TAMPA BAY INC		13,898	649	4%	14,547
INDIAN RIVER MEDICAL CENTER LAB		13,669	849	6%	14,518
CLEVELAND CLINIC HOSPITAL LAB	4	12,278	1,566	11%	13,848
WATSON CLINIC LLP		11,683	2,118	15%	13,801
LEESBURG REGIONAL MEDICAL CENTER		12,355	1,311	10%	13,666
OSCEOLA REGIONAL MEDICAL CENTER	1	11,810	1,639	12%	13,450
WELLINGTON REGIONAL MED CTR LAB	5	11,898	1,451	11%	13,354
INFINITY BIOLOGIX LLC	44	12,664	465	4%	13,173
HOMESTEAD HOSPITAL CLINICAL LABORATORY	25	10,848	2,205	17%	13,078
MEMORIAL HOSPITAL JACKSONVILLE	8	10,755	1,964	15%	12,727
FLORIDA HOSPITAL WATERMAN LABORATORY	70	10,997	856	7%	11,923
MEMORIAL REGIONAL HOSPITAL CLINICAL LABORATORY	10	11,117	749	6%	11,876
ST MARKS HOSPITAL LABORATORY B	78	10,627	1,002	9%	11,707
NORTHWEST MEDICAL CENTER	1	10,288	1,408	12%	11,697
WEST KENDALL BAPTIST HOSPITAL	10	9,489	2,151	18%	11,650
LEE HEALTH - LEE MEMORIAL HOSPITAL		8,753	2,866	25%	11,619
ORANGE PARK MEDICAL CENTER	9	9,782	1,782	15%	11,573
DELRAY MEDICAL CENTER LAB	3	10,444	1,076	9%	11,523
PRIVA PATH LABS	50	10,808	571	5%	11,429
PWN HEALTH	17	9,300	2,017	18%	11,334
BETHESDA HOSPITAL EAST		10,384	946	8%	11,330
LAWNWOOD REGIONAL MEDICAL CENTER	1	9,677	1,373	12%	11,051
OAK HILL HOSPITAL		9,954	1,083	10%	11,037
BAPTIST HEALTH - SOUTH		10,067	755	7%	10,822
AEGIS SCIENCES CORPORATION	42	9,596	1,087	10%	10,725
ST ANTHONY'S HOSPITAL LAB	16	9,597	1,081	10%	10,694
UHEALTH CORAL GABLES/LENNAR MED CTR	3	10,070	575	5%	10,648
WINTER HAVEN HOSPITAL CLINICAL LABORATORY	3	9,113	1,463	14%	10,579
CLEVELAND CLINIC TRADITION HOSPITAL		9,913	617	6%	10,530
BAYFRONT HEALTH - ST PETERSBURG	16	9,065	1,384	13%	10,465
MALABAR MEDICAL WALK IN CLINIC		9,124	1,321	13%	10,445
LARKIN COMMUNITY HOSPITAL INC DBA CARDIOTROPIC		6,820	3,621	35%	10,441
LARGO MEDICAL CENTER		9,392	1,022	10%	10,414
VISTA CLINICAL DIAGNOSTICS	169	9,423	724	7%	10,316
GOOD SAMARITAN MEDICAL CENTER LAB	1	8,822	1,273	13%	10,096
LARKIN COMMUNITY HOSPITAL	10	8,566	1,321	13%	9,897
SRQ DRIVE THROUGH		8,944	905	9%	9,849
WESTSIDE REGIONAL MED CTR	2	8,462	1,359	14%	9,823
COAST DIAGNOSTICS LLC	29	8,925	763	8%	9,717
MERCY HOSPITAL A CAMPUS OF PLANTATION GEN HOSP LAB	1	8,072	1,536	16%	9,609
PALM BEACH BALL PARK		8,605	996	10%	9,601
ST JOSEPHS HOSPITAL	9	8,344	1,085	11%	9,438
GULF COAST MEDICAL CENTER MICROLAB		7,399	2,033	22%	9,432
BINAXNOW	9	7,374	2,041	22%	9,424
PALMS WEST HOSPITAL LAB	2	8,111	1,297	14%	9,410

COVID-19: testing by laboratory

Data through Dec 18, 2020 verified as of Dec 19, 2020 at 09:25 AM

Data in this report are provisional and subject to change.

The numbers in the table below represent the number of Florida and non-Florida residents for whom test results were received by the Department of Health. A person can be tested by more than one laboratory and can have both positive and negative results. **Therefore, the sum of the numbers in each column will be larger than the total number of people tested.**

Reporting lab	Inconclusive	Negative	Positive	Percent positive	Total
MEASE COUNTRYSIDE LAB	4	8,540	853	9%	9,397
AVECINA	17	8,727	594	6%	9,338
BAPTIST HEALTHCARE - BAPTIST HOSPITAL	5	7,657	1,643	18%	9,305
MEDICAL CENTER OF TRINITY CLINICAL LABORATORY	1	8,421	882	9%	9,304
WEST FLORIDA HOSPITAL LAB		7,526	1,708	18%	9,234
REGIONAL MEDCIAL CENTER BAYONET POINT	2	8,517	593	7%	9,112
ACCESS MEDICAL LABORATORIES	3	5,005	4,063	45%	9,071
THE VILLAGES REGIONAL HOSPITAL		8,358	664	7%	9,022
CORAL GABLES HOSPITAL CLINICAL LABORATORY		7,566	1,402	16%	8,968
HALIFAX MEDICAL CENTER LAB	34	7,651	1,235	14%	8,920
WEST BOCA MEDICAL CENTER LAB		8,179	678	8%	8,857
MANATEE MEMORIAL HOSPITAL		8,107	685	8%	8,792
BOSTON HEART DIAGNOSTICS CORP		7,601	1,158	13%	8,759
CAPITAL REGIONAL MEDICAL CTR		7,107	1,555	18%	8,662
AVENTURA HOSPITAL LAB		7,054	1,584	18%	8,638
FLORIDA HOSPITAL HEARTLAND MED CTR CLINICAL LAB	33	7,437	1,022	12%	8,492
BLAKE MEDICAL CENTER		7,453	1,028	12%	8,481
LEE HEALTH - HEALTH PARK MEDICAL CENTER		7,077	1,378	16%	8,455
PALM BEACH GARDENS MEDICAL CTR LAB		7,682	724	9%	8,406
INDIAN RIVER PATHOLOGY LLC		7,772	629	7%	8,401
AVECINA MEDICAL OAKLEAF	3	6,977	1,330	16%	8,310
ADVENT HEALTH - WESLEY CHAPEL	14	7,608	680	8%	8,302
LAKE CITY HM		7,493	507	6%	8,000
DOCTORS HOSPITAL	4	6,654	1,226	16%	7,884
AVECINA MEDICAL	4	6,100	1,585	21%	7,689
NONA SCIENTIFIC	5	5,945	1,731	23%	7,681
GENOVA DIAGNOSTICS LABORATORY	24	7,042	526	7%	7,592
NCH NORTH NAPLES HOSPITAL LAB	15	6,733	828	11%	7,576
LAKE CITY MEDICAL CENTER		6,091	1,440	19%	7,531
PATHNOSTICS	20	5,786	1,714	23%	7,520
NIGHT LITE PEDIATRICS	4	5,768	1,745	23%	7,517
INFORM DIAGNOSTICS, INC		7,088	389	5%	7,477
GENESIS MEDICAL LABORATORY	96	6,331	953	13%	7,380
FLORIDA HOSPITAL FLAGLER	29	6,850	480	7%	7,359
PLANTATION GENERAL HOSPITAL		6,148	1,119	15%	7,267
FLORIDA LABORATORY ANALYSIS		6,553	702	10%	7,255
FLORIDA MEDICAL CENTER - A CAMPUS OF NORTH SHORE	2	6,390	862	12%	7,254
P4 CLINICAL, LLC	81	6,578	557	8%	7,216
CORAL SPRINGS MED CTR		6,450	645	9%	7,095
NORTHSIDE HOSPITAL AND HEART INSTITUTE		6,418	669	9%	7,087
NEMOURS CHILDRENS HOSPITAL		6,708	247	4%	6,955
FLORIDA HOSPITAL DELAND	10	6,031	850	12%	6,891
NORTH SHORE MEDICAL CENTER		5,742	1,146	17%	6,888
NIGHT LITE PEDIATRIC CENTER LLC		6,265	558	8%	6,823
LUMINUS DIAGNOSTICS		6,187	533	8%	6,720
ALL CHILDREN'S HOSPITAL		6,317	389	6%	6,706
BROWARD HEALTH NORTH CLINICAL LABORATORY		5,957	743	11%	6,700

COVID-19: testing by laboratory

Data through Dec 18, 2020 verified as of Dec 19, 2020 at 09:25 AM

Data in this report are provisional and subject to change.

The numbers in the table below represent the number of Florida and non-Florida residents for whom test results were received by the Department of Health. A person can be tested by more than one laboratory and can have both positive and negative results. **Therefore, the sum of the numbers in each column will be larger than the total number of people tested.**

Reporting lab	Inconclusive	Negative	Positive	Percent positive	Total
FLORIDA HOSPITAL ZEPHYRHILLS	10	6,114	571	9%	6,695
CENTRAL FLORIDA REGIONAL HOSPITAL		6,090	604	9%	6,694
BAPTIST HEALTH SOUTH FLORIDA - WEST KENDALL URGENT CARE		5,670	966	15%	6,636
FLORIDA HOSPITAL OF CARROLLWOOD	22	5,627	739	12%	6,388
VISTA CLINICAL	8	3,667	2,668	42%	6,343
OCALA REGIONAL MEDICAL CENTER		5,576	681	11%	6,257
ADVENTHEALTH CENTRA CARE LAKE BUENA VISTA		5,915	315	5%	6,230
WEST PALM HOSPITAL LAB		5,734	487	8%	6,221
MEMORIAL HOSPITAL WEST LABORATORY SERVICES	14	5,628	577	9%	6,219
CLEVELAND CLINIC MARTIN SOUTH HOSPITAL	1	5,683	521	8%	6,205
UNITED CLINICAL LABORATORY LLC	2	5,051	1,097	18%	6,150
LEE HEALTH - GULF COAST MEDICAL CENTER	2	4,997	1,100	18%	6,099
BAPTIST HEALTH - BEACHES		5,595	421	7%	6,016
THE HEALTHCARE DISTRICT OF PALM BEACH COUNTY	16	5,393	562	9%	5,971
MEDEXPRESS URGENT CARE	2	3,969	1,999	33%	5,970
FULGENT DIAGNOSTICS	98	5,455	340	6%	5,893
LEON MEDICAL CENTERS LLC		4,539	1,276	22%	5,815
AMERICAN FAMILY CARE		3,377	2,418	42%	5,795
KD MEDICAL CHOICE LLC		5,059	578	10%	5,637
MORTON PLANT-MEASE	1	5,163	414	7%	5,578
ANNE BATES LEACH EYE HOSPITAL/ ABLEH MICROBIOLOGY LABORATORY		5,470	80	1%	5,550
LABSTAT LLC	2	5,240	296	5%	5,538
MEMORIAL HOSPITAL MICRO		5,130	359	7%	5,489
LAKEWOOD RANCH MEDICAL CENTER		5,037	401	7%	5,438
POINCIANA MEDICAL CENTER		4,272	1,161	21%	5,433
CARDIOPATH	1	4,909	491	9%	5,401
WEST MARION COMMUINITY HOSPITAL LAB		4,630	669	13%	5,299
VIKOR SCIENTIFIC	5	4,339	944	18%	5,288
ARCPOINT LABS OF FORT MYERS	4	4,604	665	13%	5,273
BAPTIST HEALTH SOUTH FLORIDA - COUNTRY WALK URGENT CARE		4,466	791	15%	5,257
FLORIDA HOSPITAL FISH MEMORIAL	19	4,596	636	12%	5,251
MARTIN HOSPITAL SOUTH LAB		4,966	281	5%	5,247
SOUTH BAY HOSPITAL CLINICAL LAB		4,783	441	8%	5,224
MEDARBOR DIAGNOSTICS	1	4,265	949	18%	5,215
ST JOSEPHS NORTH HOSPITAL LAB	3	4,600	601	12%	5,204
CLEVELAND CLINIC MARTIN NORTH HOSPITAL		4,564	473	9%	5,037
AVERO DIAGNOSTICS - IRVING	4	4,598	323	7%	4,925
UNKNOWN	3	2,828	2,084	42%	4,915
ST LUCIE MEDICAL CENTER		4,019	884	18%	4,903
SUNRISE MEDICAL LABORATORIES	2	4,584	307	6%	4,893
IMPERIAL POINT MEDICAL CENTER		4,494	379	8%	4,873
BAPTIST HEALTH - NASSAU		4,559	207	4%	4,766
TROPICANA FIELD - LOT 2	17	4,297	410	9%	4,724
OVIEDO MEDICAL CENTER		4,197	473	10%	4,670
BAPTIST HEALTH SOUTH FLORIDA - MIAMI LAKES URGENT CARE		3,735	912	20%	4,647
EXPRESS GENE MOLECULAR DIAGNOSTICS LABORATORY		3,618	1,012	22%	4,630
HIALEAH HOSPITAL	4	3,633	926	20%	4,563

COVID-19: testing by laboratory

Data through Dec 18, 2020 verified as of Dec 19, 2020 at 09:25 AM

Data in this report are provisional and subject to change.

The numbers in the table below represent the number of Florida and non-Florida residents for whom test results were received by the Department of Health. A person can be tested by more than one laboratory and can have both positive and negative results. **Therefore, the sum of the numbers in each column will be larger than the total number of people tested.**

Reporting lab	Inconclusive	Negative	Positive	Percent positive	Total
MINUTECLINIC LLC		3,956	591	13%	4,547
FORT WALTON BEACH MEDICAL CENTER		3,795	591	13%	4,386
MOFFITT CANCER CENTER	6	4,277	87	2%	4,370
CernerELR_Advent		3,967	385	9%	4,352
SOUTH FLORIDA BAPTIST HOSPITAL MICRO	2	3,736	598	14%	4,336
ST PETERSBURG GENERAL HOSPITAL		3,570	663	16%	4,233
HEALTHQUEST ESOTERICS		3,062	1,128	27%	4,190
FLORIDA HOSPITAL NORTH PINELLAS	11	3,859	295	7%	4,165
H LEE MOFFITT CANCER CENTER LABORATORY		4,080	78	2%	4,158
BAPTIST HEALTH SOUTH FLORIDA - DORAL URGENT CARE		3,377	762	18%	4,139
SANTA ROSA MEDICAL CENTER		3,478	646	16%	4,124
SYNERGY LABORATORIES	7	3,686	390	10%	4,083
ISPM LABS, LLC DBA CAPSTONE DIAGNOSTICS, LLC		3,964	108	3%	4,072
BAPTIST HEALTH SOUTH FLORIDA - WESTCHESTER URGENT CARE		3,364	668	17%	4,032
BAYFRONT HEALTH - VENICE REGIONAL MEDICAL	1	3,683	295	7%	3,979
MEDFAST URGENT CARE CENTERS, LLC	2	3,423	537	14%	3,962
NIGHT LITE PEDIATRICS URGENT CARE	1	3,408	542	14%	3,951
CARDIOTROPIC LABS	83	3,141	724	18%	3,948
PHYSICIANS REGIONAL MEDICAL CENTER - PINE RIDGE RD	1	3,262	677	17%	3,940
BAYCARE COMMUNITY HEALTH		3,821	73	2%	3,894
BAPTIST HEALTH SOUTH FLORIDA - PEMBROKE PINES URGENT CARE		3,309	565	15%	3,874
FLORIDA HOSPITAL OCALA		3,575	294	8%	3,869
SOLARIS DIAGNOSTICS	4	3,428	396	10%	3,828
BAPTIST HEALTH SOUTH FLORIDA - CORAL SPRINGS URGENT CARE		3,326	461	12%	3,787
UNIVERSITY HOSPITAL AND MEDICAL CENTER		2,935	850	22%	3,785
HOLIDAY CVS LLC		3,569	183	5%	3,752
EGLIN AIR FORCE BASE	9	2,747	992	26%	3,748
PUTNAM COMMUNITY MEDICAL CENTER		3,236	410	11%	3,646
CLARITY LAB SOLUTIONS LLC		3,608	4	0%	3,612
AHALABS		3,424	134	4%	3,558
BAPTIST HEALTH - NORTH		2,805	751	21%	3,556
BAYFRONT HEALTH - PORT CHARLOTTE		3,244	295	8%	3,539
MEASE DUNEDIN HOSPITAL	4	3,190	283	8%	3,477
SYNERGY DIAGNOSTIC LABORATORY	83	2,994	334	10%	3,411
ADVENTHEALTH CENTRA CARE DR PHILLIPS		3,240	164	5%	3,404
GENE BY GENE, GENOMICS RESEARCH CENTER LAB	37	3,242	97	3%	3,376
ADVENTHEALTH CENTRA CARE WINTER GARDEN		3,150	220	7%	3,370
WESTCHESTER HOSPITAL	23	2,764	578	17%	3,365
PALMS OF PASADENA HOSPITAL		3,013	330	10%	3,343
ACUTIS DIAGNOSTICS	15	2,804	487	15%	3,306
ANGEL KIDS PEDIATRICS		3,152	132	4%	3,284
QDX PATHOLOGY SERVICES	1	3,003	275	8%	3,279
DOCTORS HOSPITAL OF SARASOTA CLINICAL LABORATORY		2,893	363	11%	3,256
RAULERSON HOSPITAL		2,750	502	15%	3,252
MIDWAY SPECIALTY CARE CENTER DIAGNOSTICS	37	2,972	217	7%	3,226
ADVENTHEALTH CENTRA CARE WINTER PARK		3,043	149	5%	3,192
NORTHWEST FLORIDA COMMUNITY HOSPITAL	21	2,243	927	29%	3,191

COVID-19: testing by laboratory

Data through Dec 18, 2020 verified as of Dec 19, 2020 at 09:25 AM

Data in this report are provisional and subject to change.

The numbers in the table below represent the number of Florida and non-Florida residents for whom test results were received by the Department of Health. A person can be tested by more than one laboratory and can have both positive and negative results. **Therefore, the sum of the numbers in each column will be larger than the total number of people tested.**

Reporting lab	Inconclusive	Negative	Positive	Percent positive	Total
MEDICAL DNA LABS LLC	2	2,892	200	6%	3,094
ADVENTHEALTH CENTRA CARE UNIVERSITY		2,918	149	5%	3,067
MEMORIAL HOSPITAL- MIRAMAR	12	2,820	224	7%	3,056
ADVENTHEALTH CENTRA CARE HUNTERS CREEK		2,762	267	9%	3,029
ADVENTHEALTH CENTRA CARE ST CLOUD		2,752	238	8%	2,990
BAPTIST HEALTH SOUTH FLORIDA - CORAL GABLES (UNIVERSITY) URGENT CARE		2,627	358	12%	2,985
TWIN CITIES HOSPITAL	1	2,623	326	11%	2,950
BETHESDA HOSPITAL WEST		2,677	251	9%	2,928
STONE CLINICAL LABORATORIES		2,789	96	3%	2,885
THE CENTER FOR URGENT CARE	3	2,357	521	18%	2,881
SARKIS CLINICAL TRIALS		2,524	323	11%	2,847
MEDEXPRESS URGENT CARE OF BOYNTON BEACH LLC		2,756	71	3%	2,827
CLINICAL REFERENCE LABORATORY	2	2,726	95	3%	2,823
BAPTIST HEALTH SOUTH FLORIDA - TAMIAMI TRAIL URGENT CARE		2,280	543	19%	2,823
PRECISION HEALTH RESOURCES LLC		2,599	174	6%	2,773
SUNCOAST PATHOLOGY ASSOCIATES		2,557	206	7%	2,763
BAPTIST HEALTH SOUTH FLORIDA - PINECREST URGENT CARE		2,407	345	13%	2,752
BAPTIST HEALTH SOUTH FLORIDA - CORAL GABLES URGENT CARE		2,338	412	15%	2,750
WALGREENS ORLANDO	3	2,421	321	12%	2,745
ADVENTHEALTH CENTRA CARE LEE ROAD		2,597	148	5%	2,745
ADVENTHEALTH CENTRA CARE CLERMONT		2,569	169	6%	2,738
VETERANS AFFAIRS MEDICAL CENTER - ORLANDO		1,342	1,394	51%	2,736
WALGREEN CO	2	2,413	313	11%	2,728
MEDCOMP SCIENCES LLC	29	1,319	1,364	50%	2,712
ADVENTHEALTH CENTRA CARE KISSIMMEE		2,554	151	6%	2,705
BAYFRONT HEALTH - SEVEN RIVERS		2,470	206	8%	2,676
CENTRA CARE - WATERFORD LAKES		2,097	573	21%	2,670
MINUTECLINIC LLC #3703		2,291	354	13%	2,645
ADVENTHEALTH CENTRA CARE SANFORD		2,472	166	6%	2,638
URGENT CARE CURE	2	2,295	327	12%	2,624
BAPTIST HEALTH SOUTH FLORIDA - WESTON URGENT CARE		2,359	259	10%	2,618
ADVENTHEALTH CENTRA CARE LAKE MARY		2,490	127	5%	2,617
BAPTIST HEALTH SOUTH FLORIDA - DAVIE URGENT CARE		2,207	397	15%	2,604
DOCTORS URGENT CARE LLC	1	2,134	462	18%	2,597
ADVENTHEALTH CENTRA CARE WATERFORD LAKES		2,380	200	8%	2,580
BAPTIST HEALTH SOUTH FLORIDA - PALMETTO BAY URGENT CARE		2,175	375	15%	2,550
MINUTECLINIC		2,263	283	11%	2,546
ASCENSION SACRED HEART - EMERALD COAST		2,145	386	15%	2,531
ADVENT HEALTH - OCALA		2,124	406	16%	2,530
BAYFRONT HEALTH - BROOKSVILLE		2,211	313	12%	2,524
ADVENTIST HEALTH SYSTEMS, SUNBELT INC		2,386	128	5%	2,514
CITRUS MEMORIAL HOSPITAL LABORATORY		2,207	303	12%	2,510
MEDEXPRESS URGENT CARE - ESTERO		2,294	184	7%	2,478
ADVENTHEALTH CENTRA CARE APOPKA		2,270	207	8%	2,477
BAPTIST HEALTH SOUTH FLORIDA - KENDALE LAKES URGENT CARE		1,965	485	20%	2,450
LAKESIDE MEDICAL CENTER		1,953	497	20%	2,450
MEDEXPRESS URGENT CARE HUDSON		2,176	260	11%	2,436

COVID-19: testing by laboratory

Data through Dec 18, 2020 verified as of Dec 19, 2020 at 09:25 AM

Data in this report are provisional and subject to change.

The numbers in the table below represent the number of Florida and non-Florida residents for whom test results were received by the Department of Health. A person can be tested by more than one laboratory and can have both positive and negative results. **Therefore, the sum of the numbers in each column will be larger than the total number of people tested.**

Reporting lab	Inconclusive	Negative	Positive	Percent positive	Total
ENGLEWOOD COMMUNITY HOSPITAL		2,209	191	8%	2,400
SELECT LABORATORIES - MARION COUNTY, FL LLC	3	2,225	167	7%	2,395
BARTOW REGIONAL MEDICAL CENTER	1	2,096	294	12%	2,391
ADVENTHEALTH CENTRA CARE MOUNT DORA		2,216	174	7%	2,390
AHCC WESLEY CHAPEL		2,240	140	6%	2,380
MEMORIAL HOSPITAL PEMBROKE	3	2,100	272	11%	2,375
PEDIATRIC HEALTH CARE ALLIANCE PA		2,191	178	8%	2,369
AMELIA URGENT CARE		1,465	866	37%	2,331
LEE HEALTH - COCONUT POINT CLINICAL LAB	2	1,872	433	19%	2,307
NATIONWIDE LABORATORY SERVICES INC	116	1,880	279	12%	2,275
COMMUNITY HEALTH NORTHWEST FLORIDA	4	1,709	531	24%	2,244
HOLIDAY CVS LLC DBA CVS PHARMACY #5154		2,194	41	2%	2,235
EMPIRE CITY LABORATORIES INC	18	1,910	306	14%	2,234
ADVENTHEALTH CENTRA CARE LAKELAND		2,097	136	6%	2,233
ADVENTHEALTH CENTRA CARE ALTAMONTE		2,094	128	6%	2,222
ATLANTIS URGENT CARE	1	1,245	975	44%	2,221
SPORTS DRUG TESTING LABORATORY	38	2,122	57	3%	2,217
BMCT Molecular Diagnostics Subsection		1,838	374	17%	2,212
DESOTO MEMORIAL HOSPITAL	3	1,832	369	17%	2,204
CENTRA CARE SAINT CLOUD	1	1,885	303	14%	2,189
HIGHLANDS REGIONAL MEDICAL CENTER		1,743	445	20%	2,188
ADVENT HEALTH - HEART OF FLORIDA ER	1	1,977	204	9%	2,182
ADVENTHEALTH CENTRA CARE SAND LAKE		2,083	88	4%	2,171
BAPTIST HEALTH URGENT CARE AT SAWGRASS		1,825	291	14%	2,116
BAPTIST HEALTH SOUTH FLORIDA - BRICKELL URGENT CARE		1,751	353	17%	2,104
HEALTH FIRST ADVENTHEALTH CENTRA CARE GATEWAY		1,995	106	5%	2,101
ADVENTHEALTH CENTRA CARE OVIEDO		1,913	181	9%	2,094
TALLAHASSEE PRIMARY CARE ASSOCIATES		1,895	174	8%	2,069
TRINITY SPRINGS		1,891	178	9%	2,069
LOWER KEYS MEDICAL CENTER		1,840	227	11%	2,067
MEDEXPRESS URGENT CARE - WEST TAMPA		1,953	110	5%	2,063
COMMUNITY HEALTH CENTERS OF PINELLAS INC		1,752	310	15%	2,062
ADVENTHEALTH CENTRA CARE PORT ORANGE		1,964	84	4%	2,048
ADVENTHEALTH CENTRA CARE LONGWOOD		1,935	94	5%	2,029
PRIMEHEALTH URGENT CARE	1	1,680	344	17%	2,025
PHYSICIANS REGIONAL MEDICAL CENTER - COLLIER BLVD	1	1,521	489	24%	2,011
CLARITY LAB SOLUTIONS		1,734	260	13%	1,994
ADVENTHEALTH CENTRA CARE AZALEA PARK		1,833	146	7%	1,979
BAYFRONT HEALTH - PUNTA GORDA		1,847	109	6%	1,956
MEDEXPRESS URGENT CARE - ROYAL PALM BEACH		1,878	77	4%	1,955
DOC SMILEY'S URGENT CARE		1,705	247	13%	1,952
MARINERS HOSPITAL		1,782	167	9%	1,949
US BIOTEK LABORATORIES	5	1,702	235	12%	1,942
BAPTIST HEALTHCARE - GULF BREEZE HOSPITAL	3	1,625	265	14%	1,893
MEDEXPRESS URGENT CARE PALM BEACH GARDENS		1,825	57	3%	1,882
ADVENTHEALTH CENTRA CARE ORANGE LAKE		1,757	120	6%	1,877
PALMS MEDICAL GROUP	5	1,429	424	23%	1,858

COVID-19: testing by laboratory

Data through Dec 18, 2020 verified as of Dec 19, 2020 at 09:25 AM

Data in this report are provisional and subject to change.

The numbers in the table below represent the number of Florida and non-Florida residents for whom test results were received by the Department of Health. A person can be tested by more than one laboratory and can have both positive and negative results. **Therefore, the sum of the numbers in each column will be larger than the total number of people tested.**

Reporting lab	Inconclusive	Negative	Positive	Percent positive	Total
PHYSICIANS STAT LAB	1	860	992	54%	1,853
HEALTH FIRST ADVENTHEALTH CENTRA CARE TITUSVILLE		1,754	95	5%	1,849
BAPTIST HEALTH - CLAY		1,579	245	13%	1,824
BAYFRONT HEALTH - SPRING HILL		1,671	135	7%	1,806
BAPTIST HEALTH EMERGENCY CENTER COUNTRY WALK	1	1,518	283	16%	1,802
BAPTIST HEALTH - OAKLEAF		1,500	296	16%	1,796
LABORATORY OF FLORIDA LLC	40	1,641	112	6%	1,793
ADVENT HEALTH - NEW SMYRNA		1,377	398	22%	1,775
COASTAL MED URGENT CARE		713	1,056	60%	1,769
ADVENTHEALTH CENTRA CARE LEESBURG		1,633	109	6%	1,742
ADVENTHEALTH CENTRA CARE SOUTH ORANGE		1,579	106	6%	1,685
NXGEN MDX LLC	3	1,540	128	8%	1,671
PROHEALTH		704	960	58%	1,664
ADVENTHEALTH PROMPT CARE	1	1,158	492	30%	1,651
MEDEXPRESS URGENT CARE - LAKELAND		1,550	96	6%	1,646
SCION LAB SERVICES LLC	16	1,527	99	6%	1,642
GENUS3		1,566	64	4%	1,630
EMERALD COAST URGENT CARE		1,227	389	24%	1,616
BAPTIST HEALTH SOUTH FLORIDA - MIAMI BEACH URGENT CARE		1,389	225	14%	1,614
PARAMOUNT URGENT CARE		734	874	54%	1,608
ADVENTHEALTH CENTRA CARE COLONIAL TOWN		1,518	87	5%	1,605
JW PLASTIC SURGERY		1,368	237	15%	1,605
MEDEXPRESS URGENT CARE - GOLDEN GATE		1,472	125	8%	1,597
FLOWERS HOSPITAL		1,453	140	9%	1,593
MICROGEN DX		1,145	443	28%	1,588
INDIAN RIVER MEDICAL CENTER		1,437	149	9%	1,586
MEDEXPRESS URGENT CARE CAPE CORAL		1,374	203	13%	1,577
DOCTORS TEST CENTERS		1,358	198	13%	1,556
OPTEO LABORATORY		1,515	32	2%	1,547
TAMPA COMMUNITY HOSPITAL		1,301	246	16%	1,547
DOCTORS URGENT CARE OF LUTZ LLC	1	1,231	306	20%	1,538
ASSOCIATED PATHOLOGISTS, LLC	3	1,284	247	16%	1,534
HEALTH FIRST ADVENTHEALTH CENTRA CARE COCOA		1,444	76	5%	1,520
NCF DIAGNOSTICS & DNA TECHNOLOGIES LAB	41	1,258	184	12%	1,483
MINUTECLINIC LLC # 0709		1,281	194	13%	1,475
FLORIDA FAMILY LABORATORY, INC DBA	3	1,319	98	7%	1,420
EMERALD COAST URGENT CARE, LLC	1	1,073	339	24%	1,413
MEDFAST URGENT CARE CENTERS LLC		102	1,306	93%	1,408
PATIENTS CHOICE LABORATORIES		828	579	41%	1,407
EMERALD COAST URGENT CARE LLC		1,095	310	22%	1,405
BAYA PHARMACY & URGENT CARE		974	421	30%	1,395
SPARROW HEALTHCARE	2	1,182	207	15%	1,391
UHEALTH DEERFIELD BEACH/UMSYLVESTER DEERFIELD BEACH LABORATORY	3	1,330	50	4%	1,383
ESCAMBIA COMMUNITY CLINICS INC	4	1,029	337	25%	1,370
ADVENTIST HEALTH SYSTEMS SUNBELT IN DBA		1,309	59	4%	1,368
ASCENSION ST VINCENT'S - SOUTHSIDE		1,309	49	4%	1,358
ADVANCE MEDICAL OF NAPLES		309	1,047	77%	1,356

COVID-19: testing by laboratory

Data through Dec 18, 2020 verified as of Dec 19, 2020 at 09:25 AM

Data in this report are provisional and subject to change.

The numbers in the table below represent the number of Florida and non-Florida residents for whom test results were received by the Department of Health. A person can be tested by more than one laboratory and can have both positive and negative results. **Therefore, the sum of the numbers in each column will be larger than the total number of people tested.**

Reporting lab	Inconclusive	Negative	Positive	Percent positive	Total
JACKSON HOSPITAL CLINICAL LABORATORY		1,163	182	14%	1,345
HealthSentry_UHS	1	1,257	86	6%	1,344
MEDEXPRESS URGENT CARE LEHIGH ACRES		1,227	107	8%	1,334
HEALTH FIRST ADVENTHEALTH CENTRA CARE MALABAR		1,240	83	6%	1,323
MEDEXPRESS FORT MYERS		1,158	157	12%	1,315
ADVENTHEALTH CENTRA CARE KIDS LAKE MARY		1,263	44	3%	1,307
NORTH SHORE LONG ISLAND JEWISH HEALTH		1,251	50	4%	1,301
MEDEXPRESS URGENT CARE - DELAND		1,209	87	7%	1,296
ADVENT HEALTH CENTRA CARE -WINTER PARK KIDS URGENT CARE		1,199	96	7%	1,295
MARTIN HEALTH SYSTEM - ST LUCIE WEST		1,157	115	9%	1,272
MINUTECLINIC LLC #3631		1,077	182	14%	1,259
LABTECH DIAGNOSTIC		1,015	240	19%	1,255
FLORIDA MEDICAL CLINIC	1	727	522	42%	1,250
MINUTECLINIC LLC 5852		1,057	187	15%	1,244
PREMIER URGENT CARE OF BREVARD LLC		1,042	194	16%	1,236
ASSURANCE SCIENTIFIC LABORATORIES	1	989	241	20%	1,231
MELBOURNE MEDICAL LABORATORY☐	1	1,060	169	14%	1,230
CLINICORE		1,124	91	7%	1,215
BARDMOOR LABORATORY	2	1,054	149	12%	1,205
NCH NORTHEAST	6	911	284	24%	1,201
ACCESS MEDICAL LABS		746	448	38%	1,194
MEDEXPRESS PORT CHARLOTTE		1,103	71	6%	1,174
BAYFRONT HEALTH URGENT CARE LLC		982	177	15%	1,159
ARCPOINT LABS		645	511	44%	1,156
UNIVERSITY OF ALABAMA AT BIRMINGHAM		1,129	25	2%	1,154
EMERGENCY PHYSICIANS MEDICAL CENTER		245	904	79%	1,149
BIOCERNA MAIN LAB	1	1,041	107	9%	1,149
VENTURE MEDICAL OF FLORIDA LLC		1,039	105	9%	1,144
CAREFAST+		835	304	27%	1,139
PARAMOUNT URGENT CARE - WINDERMERE		736	391	35%	1,127
DYNIX DIAGNOSTIX		952	162	15%	1,114
MEDEXPRESS URGENT CARE - VERO BEACH		970	141	13%	1,111
PARAMOUNT URGENT CARE - ORLANDO		759	351	32%	1,110
IGENOMIX USA LLC	37	980	92	8%	1,109
CAPSTONE HEALTHCARE		782	324	29%	1,106
GESSLER CLINIC		619	457	42%	1,076
NYU HOSPITALS CENTER CLINICAL LABORATORIES		1,035	31	3%	1,066
MC DIAGNOSTIC OF CONNECTICUT, PC #2220		927	139	13%	1,066
PATIENTS FIRST – THOMASVILLE ROAD		935	129	12%	1,064
VAVA PARTNERS LLC		436	597	58%	1,033
TEMPUS CLINICAL LABORATORY	9	903	118	11%	1,030
SHELL POINT NURSING PAVILION	1	986	33	3%	1,020
DONALD W ROBERTSON DO PA		776	244	24%	1,020
AMELIA EXPRESS CARE		642	364	36%	1,006
BAPTIST HEALTH SOUTH FLORIDA - COUNTRY WALK URGENT CARE EXPRESS		884	122	12%	1,006
EPN URGENT CARE NAPLES	2	746	255	25%	1,003
TOM LEE COMMUNITY HEALTH CENTER		678	320	32%	998

COVID-19: testing by laboratory

Data through Dec 18, 2020 verified as of Dec 19, 2020 at 09:25 AM

Data in this report are provisional and subject to change.

The numbers in the table below represent the number of Florida and non-Florida residents for whom test results were received by the Department of Health. A person can be tested by more than one laboratory and can have both positive and negative results. **Therefore, the sum of the numbers in each column will be larger than the total number of people tested.**

Reporting lab	Inconclusive	Negative	Positive	Percent positive	Total
ADVENT HEALTH - DADE CITY		890	100	10%	990
PHYSICIANS PRIMARY CARE	2	854	129	13%	985
CARENOW URGENT CARE		661	315	32%	976
LAB24 INC	3	307	664	68%	974
ADVENTHEALTH CENTRA CARE		896	62	6%	958
PARRISH MEDICAL CENTER		841	106	11%	947
MINUTECLINIC LLC #4415		776	169	18%	945
RAINBOW RIVER MEDICAL LABORATORY		872	73	8%	945
MEDEXPRESS URGENT CARE - CLEWISTON		828	116	12%	944
COASTAL LABORATORIES		750	189	20%	939
BAY MEDICAL CENTER SACRED HEART HEALTH SYSTEM		700	231	25%	931
VRL EUROFINIS - DALLAS		913	13	1%	926
VERITOR		810	113	12%	923
MEDEXPRESS URGENT CARE CORAL SPRINGS		845	75	8%	920
BAPTIST HEALTH SOUTH FLORIDA - KEY BISCANE URGENT CARE EXPRESS		781	102	12%	883
NORTH FLORIDA PEDIATRICS-TALLAHASSEE		819	62	7%	881
ADVENTHEALTH CENTRA CARE CONWAY		781	90	10%	871
PARAMOUNT URGENT CARE - OVIEDO		480	383	44%	863
MINUTECLINIC LLC #5249		711	146	17%	857
GENE TOX WORLDWIDE	58	697	94	11%	849
VERITAS GENETICS		798	46	5%	844
STEWART REFERENCE LABORATORY	1	539	300	36%	840
GENESIS LABORATORY MANAGEMENT	5	686	129	16%	820
PHARMCO RX	1	729	88	11%	818
FLORIDA HOSPITAL ORLANDO		743	74	9%	817
MEDONE PLLC		643	165	20%	808
ASCENSION ST VINCENT'S - CLAY		775	29	4%	804
HISTOPATHOLOGY SERVICES, LLC		714	88	11%	802
BAYFRONT HEALTH - CITRUS HILLS		682	116	15%	798
PHAROS HEALTH		622	167	21%	789
NITE LITE PEDIATRICS		228	561	71%	789
ELLENTON URGENT CARE		572	212	27%	784
LENCO MEDICAL LABORATORY		757	24	3%	781
ASCENSION SACRED HEART - GULF		623	153	20%	776
HOLIDAY CVS LLC DBA CVS PHARMACY #5155		751	25	3%	776
QUICK CARE MED PL	2	655	112	15%	769
PENSACOLA PEDIATRICS PA	1	666	97	13%	764
MACDILL AIR FORCE BASE		709	51	7%	760
LAKE WALES MEDICAL CENTER INC		677	80	11%	757
LEE HEALTH CONVENIENT CARE - PAGE FIELD		628	118	16%	746
MINUTECLINIC LLC #5253		655	88	12%	743
ST ANNES NURSING CENTER		730	11	1%	741
MINUTECLINIC LLC #3463		628	104	14%	732
DYNIX DIAGNOSTICS	2	521	208	28%	731
MINUTECLINIC LLC #5854		636	92	13%	728
PEDIATRIC HEALTH CARE ALLIANCE - NORTHDALE		674	49	7%	723
NONE		308	408	57%	716

COVID-19: testing by laboratory

Data through Dec 18, 2020 verified as of Dec 19, 2020 at 09:25 AM

Data in this report are provisional and subject to change.

The numbers in the table below represent the number of Florida and non-Florida residents for whom test results were received by the Department of Health. A person can be tested by more than one laboratory and can have both positive and negative results. **Therefore, the sum of the numbers in each column will be larger than the total number of people tested.**

Reporting lab	Inconclusive	Negative	Positive	Percent positive	Total
DISNEY COVID TEST SITE		703	9	1%	712
CENTRA CARE		441	267	38%	708
DEPARTMENT OF CLINICAL LABS		694	11	2%	705
ADVENT HEALTH LAB - ORLANDO		428	275	39%	703
STAGEZERO LIFE SCIENCES INC	1	644	51	7%	696
CAREFAST MURABELLA		501	194	28%	695
BAPTIST HEALTHCARE - JAY HOSPITAL		542	148	21%	690
MEDEXPRESS URGENT CARE BOCA RATON		646	43	6%	689
PREMIER MEDICAL LABORATORY SERVICES	1	463	221	32%	685
NAPLES URGENT CARE	1	431	243	36%	675
MINI ER ADULT AND PEDIATRIC URGENT CARE		574	98	15%	672
SOLARIS HEALTHCARE PALATKA		658	10	1%	668
EUROFINS NTD, LLC		633	35	5%	668
ACCU REFERENCE MEDICAL LAB		318	350	52%	668
MINUTECLINIC LLC #5190		574	92	14%	666
WHITE WILSON MEDICAL CENTER		71	593	89%	664
TYNDALL AIR FORCE BASE		529	132	20%	661
VENICE REGIONAL MEDICAL CENTER		572	83	13%	655
CHARLES AIESI CONSULTING INC	1	596	57	9%	654
WILLOWBROOKE COURT AT EDGEWATER POINTE ESTATES		645	8	1%	653
CENTRA CARE – SOUTH ORANGE		476	174	27%	650
NCH HEALTHCARE SYSTEM MICROBIOLOGY LAB		1	642	100%	643
MAVERICK LABS		456	186	29%	642
MINI ER WATERFORD LAKES, THE		562	73	11%	635
MEDEXPRESS URGENT CARE - JAX ATLANTIC BLVD		582	50	8%	632
PRIMARY CARE OF THE TREASURE COAST		565	62	10%	627
UHEALTH CLINIC AT WALGREENS		526	101	16%	627
PHYSICIAN ASSOCIATES		560	54	9%	614
MINUTECLINIC LLC #7886		558	55	9%	613
ACCESS POINT HEALTHCARE URGENT & PRIMARY CARE		477	126	21%	603
PATIENTS FIRST - MAHAN DRIVE		164	435	73%	599
COASTAL PEDIATRIC GROUP		525	68	11%	593
ADVENT HEALTH CENTRA CARE - MOUNT DORA		276	316	53%	592
CVS HEALTH		430	161	27%	591
BAPTIST HEALTH - MD ANDERSON CANCER CENTER		585	4	1%	589
ED FRASER MEMORIAL HOSPITAL		467	120	20%	587
INTERLACHEN PEDIATRICS		553	29	5%	582
THE HEALTH CENTER OF PLANT CITY		571	7	1%	578
ADVENT HEALTH CENTRA CARE - WATERFORD LAKES		481	94	16%	575
DOC SMILEYS URGENT CARE LLC		459	114	20%	573
POINT OF CARE TESTING SITE		549	23	4%	572
VITAS HEALTHCARE CORPORATION OF FLA		565	3	1%	568
DOCTOR'S MEMORIAL HOSPITAL		447	120	21%	567
FLAGLER HOSPITAL	8	29	530	93%	567
Victoria Nursing and Rehabilitation Center		537	29	5%	566
PARAMOUNT URGENT CARE VILLAGES		335	231	41%	566
MINUTECLINIC, LLC DBA MINUTECLINIC #4717		552	12	2%	564

COVID-19: testing by laboratory

Data through Dec 18, 2020 verified as of Dec 19, 2020 at 09:25 AM

Data in this report are provisional and subject to change.

The numbers in the table below represent the number of Florida and non-Florida residents for whom test results were received by the Department of Health. A person can be tested by more than one laboratory and can have both positive and negative results. **Therefore, the sum of the numbers in each column will be larger than the total number of people tested.**

Reporting lab	Inconclusive	Negative	Positive	Percent positive	Total
FLORIDA COMMUNITY HEALTH CENTER		481	71	13%	552
MINUTECLINIC LLC #5069		481	69	13%	550
VITAE DIAGNOSTICS		534	13	2%	547
Tampa Lakes Health and Rehabilitation Center	2	481	64	12%	547
VETERANS AFFAIRS MEDICAL CENTER - JAMES A HALEY			537	100%	537
MANOR PINES CONVALESCENT CENTER LLC	1	519	11	2%	531
PALACE NURSING HOME & REHAB CENTER		528	2	0%	530
HOLMES REGIONAL MEDICAL CENTER		5	525	99%	530
NCF DIAGNOSTICS & DNA TECHNOLOGIES	15	195	318	60%	528
SANTA ROSA MEDICAL GROUP		441	87	16%	528
UNIVERSITY OF WEST FLORIDA STUDENT HEALTH SERVICES	1	434	92	17%	527
MOUNT SINAI LABORATORY		507	19	4%	526
BAPTIST HEALTH EMERGENCY CENTER AT WEST CORAL WAY		407	118	22%	525
HOLY CROSS HOSPITAL LABORATORY			523	100%	523
ECCOLAB GROUP	1	143	378	72%	522
Community_Health		417	101	19%	518
SOUTHEAST ALABAMA MEDICAL CENT		470	47	9%	517
TENNESSEE DOH - NASHVILLE	2	452	56	11%	510
SHORELINE PHYSICIAN GROUP		333	175	34%	508
LEE COUNTY EMERGENCY MEDICAL SERVICE		451	55	11%	506
ST JOHN'S NURSING CENTER		498	8	2%	506
The Sands at South Beach		501	4	1%	505
TACACHALE CLINICAL LABORATORY		487	17	3%	504
ADDICTION LABS OF AMERICA	2	463	39	8%	504
MOLECULAR INFECTIOUS DISEASES		492	7	1%	499
BROWNWOOD CARE CENTER		441	55	11%	496
PRO CLINIC		402	93	19%	495
CLINICAL PATHOLOGY LABS		386	105	21%	491
JOHN KNOX VILLAGE HEALTH CENTER		482	7	1%	489
GULF COAST MOLECULAR LABORATORIES	11	405	72	15%	488
AMELIA EXPRESS CARE LLC		430	55	11%	485
KENDALL HEALTHCARE PROPERTIES DBA	2	470	13	3%	485
SEBASTIAN RIVER MEDICAL CENTER	2	380	100	21%	482
VILLA MARIA NURSING & REHAB CENTER INC	1	468	11	2%	480
DAVITA LABORATORY		426	54	11%	480
VETERANS AFFAIRS MEDICAL CENTER - BAY PINES		16	459	97%	475
MARION E FETHER MEDICAL CENTER, THE		438	35	7%	473
GULF COAST VILLAGE		449	22	5%	471
TREE HOUSE PEDIATRICS PLLC		425	42	9%	467
DR G'S URGENT CARE		408	58	12%	466
GOLDEN GLADES NURSING & REHABILITATION CTR		456	6	1%	462
MEDICAL FP – WHOLE FAMILY HEALTH CENTER		404	56	12%	460
MID-FLORIDA PATHOLOGY		365	94	20%	459
KEYS AHEC SCHOOL MEDICAL CLINIC	6	395	56	12%	457
CLARITY LABS		394	62	14%	456
NORTH OKALOOSA MEDICAL CENTER		257	199	44%	456
LABORATORY SPECIALISTS OF MICHIGAN		295	161	35%	456

COVID-19: testing by laboratory

Data through Dec 18, 2020 verified as of Dec 19, 2020 at 09:25 AM

Data in this report are provisional and subject to change.

The numbers in the table below represent the number of Florida and non-Florida residents for whom test results were received by the Department of Health. A person can be tested by more than one laboratory and can have both positive and negative results. **Therefore, the sum of the numbers in each column will be larger than the total number of people tested.**

Reporting lab	Inconclusive	Negative	Positive	Percent positive	Total
NORTH FLORIDA PEDIATRICS - LAKE CITY		324	131	29%	455
INTEGRITY LABORATORIES, LLC	1	356	97	21%	454
COVANCE CLINICAL RESEARCH UNIT INC		445	7	2%	452
JACKSON MEMORIAL LONG TERM CARE CENTER		439	10	2%	449
COASTAL URGENT CARE		374	74	17%	448
PARAMOUNT URGENT CARE - CLERMONT		324	121	27%	445
LIFE CARE CENTER OF HILLIARD		435	7	2%	442
OPTUM LABS LLC		351	91	21%	442
NORTH SHORE LIJ URGENT CARE PC		424	17	4%	441
C.W. BILL YOUNG VA MEDICAL CENTER		17	423	96%	440
PRIMARY CARE SERVICES AT INDIAN RIVER ESTATES		433	5	1%	438
MEMORIAL PEMBROKE 24/7 CARE CENTER		333	102	23%	435
NEW YORK HOSPITAL LABORATORIES	1	422	11	3%	434
PALM GARDEN OF PORT SAINT LUCIE		430	4	1%	434
AVECINA MEDICAL JULINGTON	1	240	189	44%	430
CLEWISTON NURSING AND REHABILITATION CENTER		425	4	1%	429
WOODLANDS MEDICAL SPECIALISTS		332	93	22%	425
SMA SPECIALTY MEDICAL LAB		115	310	73%	425
MINUTECLINIC LLC #3705		378	45	11%	423
JACKSON MEMORIAL PERDUE MEDICAL CENTER		406	13	3%	419
GARCIA CLINICAL LABORATORY		28	390	93%	418
ANY LAB TEST NOW	1	298	118	28%	417
CONSULATE HEALTH CARE OF NEW PORT RICHEY		410	7	2%	417
RIVER GARDEN HEBREW HOME FOR THE AGED		370	43	10%	413
CONSULATE HEALTHCARE OF VERO BEACH	12	381	17	4%	410
THERADOC		152	258	63%	410
ENZO CLINICAL LABS INC	1	396	13	3%	410
Signature HealthCare Center of Waterford		398	10	2%	408
FLO-MEDILAB SERVICES		186	222	54%	408
FOUNTAIN MANOR HEALTH AND REHAB CENTER	1	396	10	2%	407
NEW PLANT CITY FAMILY CARE	1	214	190	47%	405
LEHIGH REGIONAL MEDICAL CENTER LAB		365	38	9%	403
FISHERMENS HOSPITAL CLINICAL LAB		367	31	8%	398
ADVENT HEALTH CENTRA CARE - PORT ORANGE		29	369	93%	398
TIDE LABORATORIES		355	42	11%	397
NORTH FLORIDA PEDIATRICS PA - SUWANNEE		318	78	20%	396
EMERALD SHORES HEALTH AND REHABILITATION		337	59	15%	396
SOUTHERN OAKS CARE CENTER	1	386	9	2%	396
ADVENT HEALTH CENTRA CARE - WINTER PARK		257	138	35%	395
MINI ER AND URGENT CARE		289	105	27%	394
VETERANS AFFAIRS MEDICAL CENTER		40	351	90%	391
Good Samaritan Society Kissimmee Village		343	47	12%	390
BARBER		13	376	97%	389
EDEN SPRINGS NURSING AND REHAB CENTER		361	28	7%	389
SPECTOR SCIENTIFIC LAB	1	188	199	51%	388
PRIMEHEALTH URGENT CARE INC		323	64	17%	387
GENEIQ		367	20	5%	387

COVID-19: testing by laboratory

Data through Dec 18, 2020 verified as of Dec 19, 2020 at 09:25 AM

Data in this report are provisional and subject to change.

The numbers in the table below represent the number of Florida and non-Florida residents for whom test results were received by the Department of Health. A person can be tested by more than one laboratory and can have both positive and negative results. **Therefore, the sum of the numbers in each column will be larger than the total number of people tested.**

Reporting lab	Inconclusive	Negative	Positive	Percent positive	Total
PALM GARDEN OF VERO BEACH		367	19	5%	386
HILLCREST HEALTH CARE & REHABILITATION CENTER		375	8	2%	383
ST CLOUD REGIONAL MEDICAL CENTER CLINICAL LAB		336	47	12%	383
THE PRESERVE		376	2	1%	378
MEDICAL VB		296	81	21%	377
BOND URGENT CARE LLC		278	98	26%	376
BAYA PHARMACY WEST		8	368	98%	376
MANOR AT CARPENTERS		351	21	6%	372
MEDONE URGENT CARE CENTER		149	222	60%	371
URGENT CARE BETHESDA	1	318	52	14%	371
FLORIDA DEPARTMENT OF HEALTH IN POLK COUNTY	2	294	75	20%	371
LIFE CARE CENTER OF ORANGE PARK		367	4	1%	371
HENDRY REGIONAL MEDICAL CENTER		107	263	71%	370
FORT MYERS INTERNAL MEDICINE, LLC		340	29	8%	369
NEW YORK PRESBYTERIAN - CUMC CLINICAL		352	15	4%	367
ADVENT HEALTH - TAMPA		148	218	60%	366
LAUDERDALE NURSING CENTER LLC	1	358	4	1%	363
WILLOW BROOKE COURT AT INDIAN RIVER ESTATES		326	33	9%	359
NCH HEALTHCARE BONITA		262	97	27%	359
HEALTH CENTER AT BRENTWOOD	1	342	14	4%	357
MIAMI JEWISH HEALTH SYSTEMS		352	4	1%	356
The Manor at Blue Water Bay		336	20	6%	356
MYTEST DIAGNOSTICS		335	21	6%	356
INFORM DIAGNOSTICS		349	6	2%	355
Plantation Bay Rehabilitation Center		347	6	2%	353
PRIMARY CARE SERVICES AT ST ANDREWS ESTATES		353			353
Colonial Lakes Health Care		349	4	1%	353
HARTS HARBOR HEALTH CARE CENTER		350	2	1%	352
NAVAL HOSPITAL - JACKSONVILLE		41	311	88%	352
Point of Care Testing	1	105	244	70%	350
BAYSHORE DIAGNOSTICS		309	40	11%	349
VALENCIA HILLS HEALTH AND REHABILITATION CENTER		342	7	2%	349
SANFORD LABORATORIES		325	23	7%	348
WEST GABLES HEALTH CARE CENTER		340	8	2%	348
LIFE CARE CENTER OF NEW PORT RICHEY		323	25	7%	348
PENSACOLA PEDIATRICS	1	251	95	27%	347
Crestview Rehabilitation Center	1	222	123	36%	346
PALM GARDEN OF OCALA		329	16	5%	345
MOORINGS PARK INSTITUTE, INC, THE		334	9	3%	343
THE PALACE AT HOMESTEAD	1	333	8	2%	342
KETAMINE HEALTH CENTERS LLC		315	27	8%	342
MINUTECLINIC LLC # 3579		301	40	12%	341
ADVENT HEALTH CENTRA CARE - LAKE MARY		93	248	73%	341
PALM HARBOR PHARMACY		291	50	15%	341
SELECT REFERENCE LABORATORIES, LLC	1	326	12	4%	339
ST ANDREWS BAY SKILLED NURSING &		336	3	1%	339
PROJECT HEALTH, INC SUMTERVILLE	5	291	40	12%	336

COVID-19: testing by laboratory

Data through Dec 18, 2020 verified as of Dec 19, 2020 at 09:25 AM

Data in this report are provisional and subject to change.

The numbers in the table below represent the number of Florida and non-Florida residents for whom test results were received by the Department of Health. A person can be tested by more than one laboratory and can have both positive and negative results. **Therefore, the sum of the numbers in each column will be larger than the total number of people tested.**

Reporting lab	Inconclusive	Negative	Positive	Percent positive	Total
GENESIS DIAGNOSTICS		234	101	30%	335
MINUTECLINIC LLC # 0514		309	26	8%	335
WILLISTON CARE CENTER		334	1	0%	335
MINUTECLINIC LLC #3662		300	33	10%	333
BALDOMERO LOPEZ STATE VETERANS NURSING HOME	2	329	1	0%	332
MY CLINICAL LAB		223	108	33%	331
VETERANS AFFAIRS MEDICAL CENTER - GAINESVILLE		2	327	99%	329
FIU-HEALTH AUXILIARY LABORATORY		302	26	8%	328
BALDWIN PEDIATRICS	1	311	16	5%	328
FAIR HAVENS CENTER, OPCO		324	4	1%	328
VRL EUROFINIS		317	10	3%	327
MED FAST URGENT CARE CENTER		78	249	76%	327
LIFE CARE CENTER OF PENSACOLA		322	5	2%	327
PARKLANDS FACILITY INC	2	320	3	1%	325
MINUTECLINIC LLC #5214		301	24	7%	325
MEDONE URGENT CARE AT ST. AUGUSTINE		111	212	66%	323
USAFSAM/PHE		173	150	46%	323
SANTA ROSA CENTER FOR REHABILITATION AND HEALING		300	22	7%	322
FERNANDINA BEACH REHAB AND NURSING	1	319	1	0%	321
UR MEDICINE LABS- CENTRAL LABORATORY		310	11	3%	321
CREEKSIDE CARE CENTER		259	61	19%	320
NORTH FLORIDA REHABILITATION & SPECIALTY CARE☐		317	2	1%	319
INDIAN RIVER CTR, LLC		291	28	9%	319
HMA SANTA ROSA MEDICAL CENTER LLC DBA		255	64	20%	319
MIDWAY SPECIALTY CARE CENTER	3	202	113	36%	318
CLIFFORD CHESTER SIMS STATE VETERANS		313	5	2%	318
SOLARIS HEALTHCARE CHARLOTTE HARBOR		301	14	4%	315
MINUTE CLINIC LLC		269	45	14%	314
HARBOUR HEALTH CENTER		309	4	1%	313
Stacey Health Care Centers Inc. dba Riverside Care Center		296	16	5%	312
PARAMOUNT URGENT CARE INC		133	178	57%	311
SIPARADIGM, DIAGNOSTIC INFORMATICS		273	38	12%	311
DOH - INDIAN RIVER		264	46	15%	310
PATIENTS FIRST LAKE ELLA MEDICAL CENTER		278	32	10%	310
PEDIATRIC HEALTHCARE ALLIANCE PA		282	27	9%	309
ADVENT HEALTH CENTRA CARE - LEESBURG		13	295	96%	308
GENESIS MEDICAL LABORATORY MIAMI FL.		83	224	73%	307
PALM GARDEN OF JACKSONVILLE☐	2	293	11	4%	306
VILLAGE AT VIENNA SQUARE,THE☐	6	294	5	2%	305
HOLMES REG MED CENTER CLINICAL LAB		256	49	16%	305
MEDSCAN LABORATORY INC	1	161	143	47%	305
TREASURE COAST COMMUNITY HEALTH	3	273	29	10%	305
RUSKIN HEALTH CENTER		196	109	36%	305
GROWING TOGETHER PEDIATRICS LLC		284	21	7%	305
SIGNATURE HEALTHCARE OF BROOKWOOD GARDENS		304			304
MEDEXPRESS LUTZ		3	301	99%	304
CITRUS NURSING CENTER LLC		288	14	5%	302

COVID-19: testing by laboratory

Data through Dec 18, 2020 verified as of Dec 19, 2020 at 09:25 AM

Data in this report are provisional and subject to change.

The numbers in the table below represent the number of Florida and non-Florida residents for whom test results were received by the Department of Health. A person can be tested by more than one laboratory and can have both positive and negative results. **Therefore, the sum of the numbers in each column will be larger than the total number of people tested.**

Reporting lab	Inconclusive	Negative	Positive	Percent positive	Total
DOCTORS CENTER,THE		238	61	20%	299
ETHOS WELLNESS PHARMACY		274	24	8%	298
FLORIDA HOSPITAL MEDICAL GROUP		240	58	19%	298
FLORIDA HOSPITAL WAUCHULA		197	101	34%	298
CORE DIAGNOSTIC LABORATORIES LLC		220	78	26%	298
MINUTECLINIC LLC, #10357		297	1	0%	298
ADVENT HEALTH CENTRA CARE - TITUSVILLE		56	241	81%	297
ABBHEY DELRAY		294	2	1%	296
BUENA VISTA URGENT CARE		264	32	11%	296
NORTHEAST FLORIDA NEUROLOGY CLINICS, INC		260	35	12%	295
MANOR CARE HEALTH SERVICES - FT MYERS		287	7	2%	294
PROHEALTH MEDICAL CLINIC		62	232	79%	294
MINUTECLINIC LLC #1055		236	57	19%	293
MINUTECLINIC LLC #7887		267	26	9%	293
NSPIRE HEALTHCARE MIAMI LAKES	3	281	9	3%	293
BLOUNTSTOWN REHABILITATION CENTER LLC		208	84	29%	292
ADVENT HEALTH CENTRA CARE - PALM COAST		36	256	88%	292
CORAL TRACE HEALTH CARE☐	1	290	1	0%	292
NORTHWEST MEDICAL CENTER CLINICAL LABORATORY		175	116	40%	291
CORAL BAY HEALTHCARE AND REHABILITATION	1	285	3	1%	289
Palmetto Subacute Care Center		282	7	2%	289
AUBURN UNIVERSITY MEDICAL CLINIC		227	62	21%	289
MANOR OAKS NURSING & REHAB CENTER	1	286	1	0%	288
CONSULATE HEALTH CARE OF BAYONET POINT	3	280	4	1%	287
NORTH FLORIDA PEDIATRICS PA		254	32	11%	286
ARCPOINTS LABS		254	32	11%	286
ARCPOINT LABS OF CORAL SPRINGS FL		262	23	8%	285
MAYFLOWER ASSISTED LIVING		283	1	0%	284
MINUTECLINIC LLC #1771		257	27	10%	284
LIFE CARE CENTER OF OCALA		277	6	2%	283
SPECIALTY HEALTH AND REHABILITATION CENTER		260	23	8%	283
LAKELAND REGIONAL HEALTH SYSTEMS INC		16	266	94%	282
BOCA BIOLISTICS REFERENCE LABORATORY	2	185	94	33%	281
LAKELAND REGIONAL HEALTH - PWC/OB		35	245	88%	280
PALM GARDEN OF GAINESVILLE	2	275	2	1%	279
PEDIATRICS OF CENTRAL FLORIDA PA	7	253	18	6%	278
LIFEBRITE	1	117	160	58%	278
PRUITT HEALTH-SANTA ROSA		275	2	1%	277
HAINES CITY REHABILITATION AND NURSING CENTER		271	5	2%	276
FAMILY HEALTH CENTERS OF SWF LABS	1	232	43	16%	276
MEDFAST URGENT CARE CENTERS		8	268	97%	276
CITY MEDICAL OF NEW JERSEY, PC		252	24	9%	276
ADVENTHEALTH EXPRESS CARE		152	124	45%	276
BIOCEPT		259	16	6%	275
WESTCHESTER GARDENS LIMITED PARTNERSHIP		268	5	2%	273
FAST TRACK URGENT CARE CENTER		1	271	100%	272
Life Care Center at Wells Crossing		258	14	5%	272

COVID-19: testing by laboratory

Data through Dec 18, 2020 verified as of Dec 19, 2020 at 09:25 AM

Data in this report are provisional and subject to change.

The numbers in the table below represent the number of Florida and non-Florida residents for whom test results were received by the Department of Health. A person can be tested by more than one laboratory and can have both positive and negative results. **Therefore, the sum of the numbers in each column will be larger than the total number of people tested.**

Reporting lab	Inconclusive	Negative	Positive	Percent positive	Total
RICARDO NAVARRO DO PA		251	20	7%	271
MEDFAST URGENT CARE CENTER		82	187	70%	269
PALMS OF SEBRING		253	14	5%	267
PHYSICIANS REGIONAL WALK-IN		184	83	31%	267
FLORIDA HOSPITAL HEARTLAND MED CTR LAKE PLACID		198	68	26%	266
FLORIDA GULF COAST UNIVERSITY		120	146	55%	266
MINUTECLINIC LLC # 3686		233	33	12%	266
BRIDGEWATER PARK HEALTH AND REHAB		257	9	3%	266
DELTONA HEALTH CARE		246	20	8%	266
Quest Diag Unspecifd		173	93	35%	266
BOND AND STEELE CLINIC PA		140	125	47%	265
MINUTECLINIC, LLC (CLINIC 10699)		226	37	14%	263
GOLDEN GATE FAMILY CLINIC		63	200	76%	263
AURORA DIAGNOSTICS BERNHARDT LABORATORIES PATHOLOGY SERVICE		190	71	27%	261
CONSULATE HEALTHCARE OF KISSIMMEE		247	12	5%	259
CLIFFORD CHESTER SIMS VA NURSING HOME		251	8	3%	259
MINUTECLINIC LLC #7173		235	23	9%	258
FLORIDA WOMAN CARE LABORATORY LLC		232	26	10%	258
VETERANS AFFAIRS MEDICAL CENTER - LAKE CITY		52	206	80%	258
AVELLINO LAB USA, INC	1	248	8	3%	257
ADVENT HEALTH - CELEBRATION		245	12	5%	257
APP-UNIPATH, LLC	1	246	9	4%	256
BAPTIST PRIMARY CARE	2	206	48	19%	256
ASCEND CLINICAL	2	232	20	8%	254
MINUTECLINIC LLC #3671		226	28	11%	254
BIOCERNA LLC	8	188	57	23%	253
MAIN STREET MEDICAL CENTER		9	244	96%	253
MINUTECLINIC LLC #1821		233	20	8%	253
QUALITOX LABORATORIES		105	147	58%	252
SPRINGTREE REHAB & HEALTH CARE CENTER		246	6	2%	252
EAST LAKE PEDIATRICS		202	49	20%	251
NORTH PINELLAS STATMED QUICK QUALITY CLINICS		159	92	37%	251
MINUTECLINIC LLC #3635		228	20	8%	248
MIDWAY SPECIATLY CARE CENTER		139	109	44%	248
KEY WEST HEALTH AND REHAB	1	243	4	2%	248
SHELL POINT VILLAGE MEDICAL CENTER		246			246
MARTIN MEMORIAL MEDICAL CENTER LAB		128	118	48%	246
Timberridge Center for Rehabilitation and Healing		222	23	9%	245
PALM BAY HOSPITAL CLINICAL LABORATORY		100	145	59%	245
CYPRESS VILLAGE		234	10	4%	244
ST JUDE CHILDREN'S RESEARCH HOSPITAL		231	12	5%	243
ROSEWOOD HEALTHCARE & REHABILITATION CENTER		239	4	2%	243
CONSULATE HEALTH CARE OF SAFETY HARBOR		238	4	2%	242
INTELEX LABS, LLC		233	9	4%	242
GOOD SAMARITAN		236	5	2%	241
TREASURE COAST MEDICAL ASSOCIATES INC		180	58	24%	238
SHORE ACRES CARE CENTER		230	8	3%	238

COVID-19: testing by laboratory

Data through Dec 18, 2020 verified as of Dec 19, 2020 at 09:25 AM

Data in this report are provisional and subject to change.

The numbers in the table below represent the number of Florida and non-Florida residents for whom test results were received by the Department of Health. A person can be tested by more than one laboratory and can have both positive and negative results. **Therefore, the sum of the numbers in each column will be larger than the total number of people tested.**

Reporting lab	Inconclusive	Negative	Positive	Percent positive	Total
DIAMOND RIDGE HEALTH AND REHABILITATION CENTER		222	15	6%	237
OCEAN VIEW NURSING AND REHAB CENTER		227	10	4%	237
HOMESTEAD MANOR		213	24	10%	237
24 HOUR PEDIATIC CARE CENTER	1	218	17	7%	236
VILLAGE DOCTORS FAMILY MEDICAL CENTER OF		189	46	20%	235
SOLARIS HEALTHCARE PARKWAY	1	232	2	1%	235
MALABAR/ADVENT CENTRA CARE		47	188	80%	235
URGENT CARE OF THE PALM BEACHES		2	233	99%	235
ADVENT HEALTH CENTRA CARE - UNIVERSITY	1	94	139	59%	234
ALTRU DIAGNOSTICS INC		209	25	11%	234
ROLLINS COLLEGE WELLNESS CENTER		92	142	61%	234
Marshall Health and Rehabilitation Center		232	2	1%	234
BENTON PEDIATRICS INC		212	21	9%	233
MEMPHIS PATHOLOGY LABORATORY	4	212	17	7%	233
GOOD SAMARITAN SOCIETY-DAYTONA		231	2	1%	233
BROWARD NURSING & REHABILITATION CTR	8	219	2	1%	229
OAK HAMMOCK AT THE UNIVERSITY OF FLORIDA		223	6	3%	229
ADVENT HEALTH CENTRA CARE - ALTAMONTE SPRINGS		136	93	41%	229
renaissance health and rehabilitation center		227	2	1%	229
MANOR CARE NURSING CENTER OF SARASOTA FL LLC		223	5	2%	228
Vi at Lakeside Village Skilled Nursing		226	2	1%	228
GANDY CROSSING CARE CENTER	1	216	11	5%	228
SPRING HILL HEALTH AND REHABILITATION CENTER		215	13	6%	228
FAIRWAY OAKS CENTER LLC	5	219	4	2%	228
REGENTS PARK AT AVENTURA		221	6	3%	227
CYPRESS COVE CARE CENTER		163	64	28%	227
LAKE EUSTIS HEALTH AND REHABILITATION CENTER		226	1	0%	227
ROSEWOOD HEALTH AND REHABILITATION CENTER		220	5	2%	225
BUFFALO CROSSING HEALTHCARE & REHABILITATION CTR		220	5	2%	225
VITAS LUTHERAN TOWERS INPATIENT PROGRAM		220	4	2%	224
MINUTECLINIC LLC		194	30	13%	224
LEHIGH VALLEY GENOMICS			224	100%	224
CLARIDGE HOUSE NURSING CENTER		214	9	4%	223
LYNN HAVEN SPORTS COMPLEX-WALKON CLINIC		20	203	91%	223
ELLENTON PEDIATRICS		206	17	8%	223
Bay Breeze Senior Living and Rehabilitation Center		181	41	18%	222
HERON POINTE HEALTH AND REHABILITATION	1	220			221
MANORCARE HEALTH SERVICES - VENICE		178	43	19%	221
KISSIMMEE FACILITY OPERATIONS LLC		215	6	3%	221
HARDEE MANOR HEALTH CARE CENTER	1	218	2	1%	221
TAMARAC REHABILITATION & HEALTH CENTER		221			221
BAY VILLAGE OF SARASOTA INC		218	2	1%	220
MANDARIN PEDIATRICS		209	11	5%	220
LabCorp (Non-Interfaced)	1	108	111	50%	220
FL HUD DESTIN, LLC D/B/A GRAND BOULEVARD HEALTH		196	24	11%	220
JACKSONVILLE BEACH PEDIATRIC CARE CENTER		199	21	10%	220
MINUTECLINIC LLC #3291		190	28	13%	218

COVID-19: testing by laboratory

Data through Dec 18, 2020 verified as of Dec 19, 2020 at 09:25 AM

Data in this report are provisional and subject to change.

The numbers in the table below represent the number of Florida and non-Florida residents for whom test results were received by the Department of Health. A person can be tested by more than one laboratory and can have both positive and negative results. **Therefore, the sum of the numbers in each column will be larger than the total number of people tested.**

Reporting lab	Inconclusive	Negative	Positive	Percent positive	Total
MINUTECLINIC LLC #476		186	31	14%	217
THE MANOR AT CARPENTERS		185	32	15%	217
Solaris HealthCare Windermere		211	5	2%	216
LUTHERAN HAVEN		212	3	1%	215
LAKE PORT SQUARE		200	15	7%	215
FLORIDA DEPT OF HEALTH IN BREVARD COUNTY	3	182	30	14%	215
READY RESPONDERS FLORIDA, PLLC		183	31	14%	214
PREMIER PLACE AT THE GLENVIEW		207	7	3%	214
OSPREY LODGE		208	5	2%	213
ADVENT HEALTH CENTRA CARE - ORMOND BEACH		68	145	68%	213
CHIPOLA HEALTH AND REHAB		202	11	5%	213
ST. CLOUD REGIONAL MEDICAL CENTER		199	13	6%	212
HOPE HOSPICE AND COMMUNITY SERVICES INC	5	203	4	2%	212
Boynton Beach Rehabilitation Center	2	209	1	0%	212
POCONO MEDICAL CENTER		212			212
BLOCK, NATION, CHASE, AND SMOLEN FAMILY MEDICINE		157	54	26%	211
SUNRISE DIAGNOSTIC LABORATORY		158	53	25%	211
FLAGLER COUNTY HEALTH DEPARTMENT		181	30	14%	211
SUWANNEE HEALTH AND REHABILITATION CENTER		207	4	2%	211
PHYSICIANS PRIMARY CARE LAB		178	33	16%	211
Sunset Point Center		208	2	1%	210
PARKS HEALTHCARE & REHABILITATION CTR	4	205	1	0%	210
ROSEN MEDICAL CENTER		189	21	10%	210
PROTEUS MOLECULAR AND CLINICAL LAB	1	144	64	31%	209
THE PALACE MANAGEMENT - THE PALACE AT CORAL GABLES		209			209
The Palace Nursing and Rehabilitation Center		209			209
BUREAU OF CLINICAL LABORATORIES		172	36	17%	208
Heritage Healthcare at Tallahassee		205	3	1%	208
NEIGHBORHOOD MEDICAL CENTER INC		190	18	9%	208
Bayside Care Center	1	201	5	2%	207
MEDICAL CENTER CLINIC-IMMEDIATE CARE	1	169	37	18%	207
CAPE CANAVERAL HOSPITAL		76	131	63%	207
CONSULATE HEALTH CARE OF WINTER HAVEN		207			207
COMMUNITY HEALTH CENTERS OF PINELLAS, INC.		3	203	99%	206
ARCHER HEALTH VENTURES, LLC		187	18	9%	205
TUSKAWILLA NURSING AND REHAB CENTER	2	198	4	2%	204
LIFE CARE PONTE VEDRA INC		202	2	1%	204
TGH		1	202	100%	203
MEDRITE MEDICAL CARE, PC	90	98	15	7%	203
PruittHealth Santa Rosa		195	8	4%	203
POLK COUNTY HEALTH DEPARTMENT		178	24	12%	202
LAKE PARK OF MADISON		199	3	1%	202
HEALTHY STEPS PEDIATRICS		182	20	10%	202
HOMESTEAD VILLAGE		198	3	1%	201
Governors Creek Health and Rehabilitation	1	198	2	1%	201
FULGENT GENETICS	2	161	38	19%	201
GATEWAY/ADVENT CENTRA CARE		13	188	94%	201

COVID-19: testing by laboratory

Data through Dec 18, 2020 verified as of Dec 19, 2020 at 09:25 AM

Data in this report are provisional and subject to change.

The numbers in the table below represent the number of Florida and non-Florida residents for whom test results were received by the Department of Health. A person can be tested by more than one laboratory and can have both positive and negative results. **Therefore, the sum of the numbers in each column will be larger than the total number of people tested.**

Reporting lab	Inconclusive	Negative	Positive	Percent positive	Total
VAMC WEST PALM LAB		5	196	98%	201
ASAP LAB LLC		108	93	46%	201
MICHAEL A MIDDLETON MD PA□		192	8	4%	200
Destin Healthcare and Rehabilitation Center	1	196	3	2%	200
Taylor Care Center		197	2	1%	199
HEALTH FIRST - HOLMES REGIONAL MEDICAL CENTER		32	167	84%	199
BAYA POINTE NURSING AND REHABILITATION		116	83	42%	199
ORANGE COUNTY HEALTH DEPT		191	8	4%	199
EAST LAKE PEDIATRICS PA		185	14	7%	199
PATHGROUP LABS LLC		94	104	53%	198
PALM GARDEN OF TAMPA		196	2	1%	198
BLUE MED CONSULTANTS		191	7	4%	198
FAST TRACK URGENT CARE CENTER - CARROLLWOOD		1	197	99%	198
BREVARD HEALTH ALLIANCE		63	133	68%	196
FLORIDA CLINICAL LABORATORY-BIOREFERENCE LABORATORIES		63	132	68%	195
STARKE FAMILY MEDICAL CENTER		160	35	18%	195
SABAL PALMS HEALTH AND REHAB		156	39	20%	195
TIERRA PINES CENTER		186	8	4%	194
Glades West Rehabilitation and Nursing Center		193	1	1%	194
PALM GARDEN OF AVENTURA		192	1	1%	193
GRAND COURT TAMPA		192	1	1%	193
FLORIDA DEPARTMENT OF HEALTH		169	23	12%	192
XYZ LABORATORY	2	172	17	9%	191
HEATHER HILL HEALTHCARE CENTER		171	19	10%	190
ST JAMES HEALTH AND REHABILITATION CENTER		185	5	3%	190
MEDIPATH		5	185	97%	190
W FRANK WELLS NURSING HOME		168	21	11%	189
RULEME CENTER	1	184	4	2%	189
ABBOTT LABORATORIES		142	47	25%	189
LITTLE PINE PEDIATRICS		143	46	24%	189
VITAS HEALTHCARE CORP OF CENTRAL FL		186	3	2%	189
BROAD INSTITUTE CLINICAL SEQUENCING RESEARCH PLATFORM	1	183	5	3%	189
PALM GARDEN OF CLEARWATER		183	5	3%	188
Consulate Health Care of North Fort Myers		182	6	3%	188
MIAMI JEWISH HEALTH SYSTEMS, INC	1	180	7	4%	188
ADVENTHEALTH MEDICAL GROUP PROMPT CARE		151	37	20%	188
CATALYST WALK IN CLINIC		141	47	25%	188
DOCTORS MEMORIAL FAMILY MEDICINE	2	126	59	32%	187
HEALTH LINK DIAGNOSTIC LABORATORIES		182	5	3%	187
CARRINGTON PLACE OF ST PETE LLC		186	1	1%	187
PLANTATION NURSING & REHAB CENTER		186			186
HARDEE COUNTY HEALTH DEPARTMENT		147	37	20%	184
ST. JAMES BAY HEALTH AND REHABILITATION CENTER		183	1	1%	184
ADVENT HEALTH CENTRA CARE - COLONIAL TOWN		135	48	26%	183
NEO GENOMICS - FORT MYERS	1	178	4	2%	183
SIGNATURE HEALTHCARE AT THE COURTYARD		138	45	25%	183
WOMEN'S CARE FLORIDA LABORATORY		178	5	3%	183

COVID-19: testing by laboratory

Data through Dec 18, 2020 verified as of Dec 19, 2020 at 09:25 AM

Data in this report are provisional and subject to change.

The numbers in the table below represent the number of Florida and non-Florida residents for whom test results were received by the Department of Health. A person can be tested by more than one laboratory and can have both positive and negative results. **Therefore, the sum of the numbers in each column will be larger than the total number of people tested.**

Reporting lab	Inconclusive	Negative	Positive	Percent positive	Total
PruittHealth Panama City		177	5	3%	182
LOOP PEDIATRICS PA		160	22	12%	182
USA HEALTH UNIVERSITY HOSPITAL CLINICAL LABORATORY	1	179	2	1%	182
CARENOW URGENT CARE – FORT PIERCE		138	43	24%	181
SIGNATURE HEALTHCARE OF NORTH FLORIDA		179	2	1%	181
HENDRY REGIONAL MEDICAL CENTER CLINICAL LABORATORY		126	55	30%	181
TERRACES OF LAKE WORTH CARE CENTER☐		181			181
PCB CLINIC		136	45	25%	181
CENTRA CARE – AZALEA PARK		98	82	46%	180
BAY TREE CARE AND REHABILITATION CENTER		164	16	9%	180
BROOKDALE FORT MYERS CYPRESS LAKE		178	1	1%	179
SOLARIS SENIOR LIVING VERO BEACH		176	3	2%	179
ORCHARD RIDGE CARE AND REHABILITATION CENTER		177	1	1%	178
SOLARIS HEALTHCARE MERRITT ISLAND		163	14	8%	177
UNIVERSITY OF TAMPA STUDENT HEALTH AND SHC CLINICAL LABORATORY		44	132	75%	176
EPN URGENT CARE		43	133	76%	176
Consulate Health Care of St. Petersburg		174			174
ADVENT HEALTH CENTRA CARE - DAYTONA BEACH		89	85	49%	174
Lake Port Square Health Center		169	4	2%	173
PERSONALIZED GENETIC TESTING		83	90	52%	173
Bayside Health and Rehabilitation		164	9	5%	173
ADVENT HEALTH CENTRA CARE - WESLEY CHAPEL		4	168	98%	172
NIGHT LITE PEDIATRICS WINTER GARDEN		144	28	16%	172
CHILDRENS MEDICAL ASSOCIATION		157	15	9%	172
BAPTIST HEALTH PRIMARY CARE	1	134	36	21%	171
DAVID SCOTT MADWAR MD PA☐		159	12	7%	171
MINUTECLINIC LLC #8396		153	18	11%	171
SUPERIOR RESIDENCES OF PANAMA CITY BEACH		164	6	4%	170
ORCHARD PARK HEALTH & REHABILITATION		169			169
ManorCare Health Services-Palm Harbor		169			169
MOLECULAR TESTING LABS		132	36	21%	168
PEDIATRIC HEALTH CARE ALLIANCE, PA		151	17	10%	168
PANAMA CITY DEVELOPMENTAL CENTER☐		168			168
FORT PIERCE HEALTH CARE		167	1	1%	168
NADAL PEDIATRICS - VICTORIA STREET (3385)		141	26	16%	167
DIAMOND RIDGE HEALTH AND REHABILITATION		155	11	7%	166
FLORIDA DEPARTMENT OF HEALTH CLAY COUNTY		104	62	37%	166
Chatsworth at PGA National, LLC		163	3	2%	166
CONSULATE HEALTH CARE OF MELBOURNE		166			166
CARENOW	2	96	67	41%	165
NSPIRE HEALTHCARE LAUDERHILL		160	5	3%	165
ADVENT HEALTH CENTRA CARE - OVIEDO		63	101	62%	164
CRUCIAL CARE EMERGENCY MEDICINE DOCTORS		136	28	17%	164
AZALEA TRACE		158	6	4%	164
OCALA FAMILY MEDICAL CENTER INC	1	132	30	18%	163
BRADENTON HEALTH CARE		163			163
SILVERCREST HEALTH AND REHABILITATION CENTER	3	155	5	3%	163

COVID-19: testing by laboratory

Data through Dec 18, 2020 verified as of Dec 19, 2020 at 09:25 AM

Data in this report are provisional and subject to change.

The numbers in the table below represent the number of Florida and non-Florida residents for whom test results were received by the Department of Health. A person can be tested by more than one laboratory and can have both positive and negative results. **Therefore, the sum of the numbers in each column will be larger than the total number of people tested.**

Reporting lab	Inconclusive	Negative	Positive	Percent positive	Total
JACKSON PLAZA NURSING & REHAB CENTER		161	1	1%	162
BROOKSVILLE HEALTHCARE CENTER LLC		161	1	1%	162
AFC URGENT CARE SEMINOLE			162	100%	162
ELMHURST HOSPITAL CENTER	1	156	5	3%	162
TRI COUNTY NURSING HOME		161	1	1%	162
URGENT CARE OF THE PALM BEACHES, NORTH PALM BEACH			161	100%	161
BAYVIEW CENTER		160	1	1%	161
HALIFAX MEDICAL CENTER-PORT ORANGE LAB		139	22	14%	161
VETERANS AFFAIRS MEDICAL CENTER - MIAMI			160	100%	160
PALM GARDEN OF WEST PALM BEACH	1	146	13	8%	160
GREENBRIAR REHABILITATION AND NURSING CENTER	1	159			160
KEYSTONE REHAB		160			160
ADVENT HEALTH CENTRA CARE - WINTER HAVEN	1	81	77	48%	159
WUESTHOFF REF LABORATORY			158	100%	158
MINUTECLINIC LLC #7973		140	18	11%	158
MANOR CARE OF NAPLES FL LLC		157	1	1%	158
PALM GARDEN OF WINTER HAVEN		143	14	9%	157
TALLAHASSEE NHHI LLC		156	1	1%	157
LPG COCONUT POINT		137	20	13%	157
MINUTECLINIC, LLC #4015		129	27	17%	156
ARCPOINT LABS OF ST PETERSBURG		114	42	27%	156
HOSPITAL FOR SPECIAL SURGERY		155	1	1%	156
SERANADES BY SONATA WEST ORANGE		136	20	13%	156
Nspire Health Care Kendall		150	6	4%	156
MINUTECLINIC LLC # 3930		133	22	14%	155
HUNT CLUB PEDIATRIC ASSOCIATES, P.A.		134	21	14%	155
PRUITT HEALTH		153	2	1%	155
ABBIEJEAN RUSSELL CARE CENTER		155			155
AFC URGENT CARE TYRONE		2	153	99%	155
COCOA BEACH/ADVENT CENTRA		41	114	74%	155
The Inn at Sarasota Bay Club		153	2	1%	155
TIMBERRIDGE NURSING HOME & REHAB		123	32	21%	155
RIVERS FAMILY MEDICINE PA		124	30	19%	154
PALMETTTO FACILITY INC	1	153			154
ASSOCIATESMD MEDICAL GROUP INC		127	26	17%	153
AFC URGENT CARE FAMILY CARE			153	100%	153
DXTERITY DIAGNOSTICS	1	149	3	2%	153
SILVER CREEK SENIOR LIVING COMMUNITY		152			152
LONGWOOD FAMILY PRACTICE		124	28	18%	152
INTERLACHEN PEDIATRICS PA		146	6	4%	152
Life Care Center of Punta Gorda	1	147	4	3%	152
J AND G MEDICAL GROUP LLC		130	22	14%	152
SARNO EXTENDED HOURS		104	48	32%	152
AVENTURA REHAB AND NURSING CENTER		151			151
SUN COUNTRY PEDIATRICS PLLC	6	133	12	8%	151
COMMUNITY HEALTH AND REHABILITATION CENTER		139	12	8%	151
BEAR CREEK NURSING CENTER		150	1	1%	151

COVID-19: testing by laboratory

Data through Dec 18, 2020 verified as of Dec 19, 2020 at 09:25 AM

Data in this report are provisional and subject to change.

The numbers in the table below represent the number of Florida and non-Florida residents for whom test results were received by the Department of Health. A person can be tested by more than one laboratory and can have both positive and negative results. **Therefore, the sum of the numbers in each column will be larger than the total number of people tested.**

Reporting lab	Inconclusive	Negative	Positive	Percent positive	Total
DIAMOND RIDGE		147	3	2%	150
TRENTON MEDICAL CENTER INC DBA PALMS MEDICAL GROUP	2	117	31	21%	150
MINUTECLNIC LLC		131	18	12%	149
PRECISION HEALTH RESOURCES, LLC	1	133	15	10%	149
FAWCETT MEMORIAL HOSPITAL-LAB		39	110	74%	149
CORAL REEF NURSING & REHAB CENTER		149			149
ASTON GARDENS AT PELICAN MARSH		146	2	1%	148
ADVENT HEALTH CENTRA CARE - CARROLLWOOD		2	146	99%	148
CITRUS HEALTH AND REHAB		128	20	14%	148
MINUTECLINIC LLC #3003		121	27	18%	148
PADDOCK RIDGE		145	2	1%	147
SERENADES IN THE VILLAGES		129	17	12%	146
REHABILITATION CENTER OF LAKE CITY, TH		139	7	5%	146
ADVENT HEALTH CENTRA CARE - ST. CLOUD		131	15	10%	146
Consulate Healthcare of West Palm Beach		137	8	6%	145
MINUTECLINIC LLC #3814		125	20	14%	145
EDGEWATER AT WATERMAN VILLAGE,THE		143	1	1%	144
Fernandina Beach Rehabilitation and Nursing Center		143			143
ORLANDO HEALTH EMERGENCY DEPARTMENT		134	9	6%	143
AFC URGENT CARE CLEARWATER		86	57	40%	143
AMERICAN FINNISH NURSING HOME	1	139	2	1%	142
EDGEWOOD NURSING CENTER		140	2	1%	142
SAINTS 120 LLC	1	108	32	23%	141
ENGLEWOOD HEALTHCARE AND REHABILITATION CENTER		141			141
WESTWOOD HEALTHCARE SNF		140	1	1%	141
LAB CORP	1	86	53	38%	140
UCC - WELLINGTON			139	100%	139
ARBOR FACILITY INC		139			139
NORTH FLORIDA PEDIATRICS - MARIANNA		105	33	24%	138
AMERICAN PATHOLOGY PARTNERS		136	2	1%	138
VILLAGE DOCTORS OF KEYSTONE		112	26	19%	138
COASTAL PHYSICIANS, LLC		111	27	20%	138
Rehabilitation Center for Park Place LLC		135	2	1%	137
MANOR AT BLUEWATER BAY		131	6	4%	137
ALLSOUTH URGENT CARE			137	100%	137
PPC-LAB EDI ORCHARD BI		129	8	6%	137
AMBULATORY SURGERY CENTER OF BOCA RATON LTD		136	1	1%	137
BAYFRONT HEALTH MEDICAL GROUP		106	31	23%	137
FIRST CHOICE PEDIATRICS		96	41	30%	137
Parkview Rehabilitation Center at Winter Park		134	3	2%	137
DIGNITY HEALING, LLC		133	4	3%	137
MINUTECLINIC LLC #4458		110	26	19%	136
Emory L Bennett State Veterans Nursing Home		134	2	1%	136
PORT ST LUCIE REHABILITATION AND HEALTHCARE		98	38	28%	136
VENICE REGIONAL BAYFRONT HEALTH (PULMONARY)		126	10	7%	136
FLORIDA HEALTH CARE PLAN INC		2	134	99%	136
FLORIDA KEYS PEDIATRICS & ADOLESCENT CENTER		129	7	5%	136

COVID-19: testing by laboratory

Data through Dec 18, 2020 verified as of Dec 19, 2020 at 09:25 AM

Data in this report are provisional and subject to change.

The numbers in the table below represent the number of Florida and non-Florida residents for whom test results were received by the Department of Health. A person can be tested by more than one laboratory and can have both positive and negative results. **Therefore, the sum of the numbers in each column will be larger than the total number of people tested.**

Reporting lab	Inconclusive	Negative	Positive	Percent positive	Total
AMERICAN RESEARCH LABS		7	128	95%	135
HEALTH CENTRAL PARK		114	21	16%	135
HEARTLAND PEDIATRICS OF LAKE WALES		123	12	9%	135
IRL MARKET LAB ALACHUA		104	31	23%	135
REGENCY CARE OF BLOUNTSTOWN LLC		129	6	4%	135
PALM BEACH COUNTY HEALTH DEPT LAB	1	131	2	1%	134
SEA BREEZE REHAB AND NURSING CENTER□		132	2	1%	134
LABORATORY OF FLORIDA		83	51	38%	134
PINES OF SARASOTA		134			134
COLOR GENOMICS, INC.	1	131	2	1%	134
DOCTORS MEMORIAL HOSPITAL		38	96	72%	134
OAKBROOK HEALTH AND REHABILITATION CENTER	1	132			133
UNITED CLINICAL LABORATORIES		124	9	7%	133
CAYUGA MEDICAL CENTER AT ITHACA		130	3	2%	133
MINUTECLINIC LLC #4201		118	15	11%	133
ADVENT HEALTH CENTRA CARE - DELAND		28	105	79%	133
ADVENT HEALTH - ORLANDO		115	18	14%	133
OCEAN REEF MEDICAL CENTER		113	19	14%	132
BOCA GRANDE HEALTH CLINIC		127	5	4%	132
FORT WALTON REHABILITATION CENTER		95	37	28%	132
GENE BY GENE		61	71	54%	132
THE REHABILITATION CENTER OF LAKE CITY		127	5	4%	132
ROSECASTLE OF ZEPHRHILLS		130	2	2%	132
INTEGRATED REGIONAL LABORATORIES		119	12	9%	131
LONGWOOD HEALTH AND REHABILITATION CENTER		125	6	5%	131
DBI HEALTH INC		127	3	2%	130
NCRNC INC		128	2	2%	130
ADVENT HEALTH CENTRA CARE - AZALEA PARK		112	18	14%	130
AFC URGENT CARE		52	77	60%	129
ALL SEASONS NAPLES LLC□		128	1	1%	129
Solaris Healthcare Daytona	1	128			129
BMHSI-AEL MICROBIOLOGY LABORATORY	2	102	25	19%	129
CENTRACARE		17	112	87%	129
ST CATHERINE'S WEST REHABILITATION HOSPITAL		128	1	1%	129
CANTERFIELD OF OCALA, LLC		126	2	2%	128
GOOD SAMARITAN SOCIETY OF DELAND		125	3	2%	128
REFUAH HEALTH CENTER LABORATORY		124	4	3%	128
MATHISON RETIREMENT COMMUNITY, INC		127	1	1%	128
TRINITY REGIONAL REHAB CENTER		121	6	5%	127
MILLENNIUM LAB SERVICES			127	100%	127
ADVENT HEALTH CENTRA CARE - LONGWOOD		24	103	81%	127
PHYSICIANS STAT LAB INC		101	26	20%	127
PIONEER CLINICAL LAB, LLC		104	22	17%	126
GENETWORKX		17	108	86%	125
SEMINOLE NURSING PAVILION		118	7	6%	125
TRI-COUNTY NURSING HOME		117	8	6%	125
MACTOWN, INC		124			124

COVID-19: testing by laboratory

Data through Dec 18, 2020 verified as of Dec 19, 2020 at 09:25 AM

Data in this report are provisional and subject to change.

The numbers in the table below represent the number of Florida and non-Florida residents for whom test results were received by the Department of Health. A person can be tested by more than one laboratory and can have both positive and negative results. **Therefore, the sum of the numbers in each column will be larger than the total number of people tested.**

Reporting lab	Inconclusive	Negative	Positive	Percent positive	Total
GESSLER CLINIC PA		98	26	21%	124
THE CLUB AND REHABILITATION CENTER		123	1	1%	124
ADVANCED MEDICAL CENTER		86	38	31%	124
TUSCAN GARDENS OF PALM COAST		123	1	1%	124
MINUTECLINIC LLC #3257		102	21	17%	123
SABAL DIRECT PRIMARY CARE, PA		106	17	14%	123
PEDIATRICS IN BREVARD PA		111	12	10%	123
LIFE CARE CENTER OF ALTAMONTE SPRINGS		102	21	17%	123
TARPON POINT NURSING AND REHABILITATION CENTER		123			123
FHMG-FLORIDA HOSPITAL MEDICAL GROUP		103	19	16%	122
SUWANNEE VALLEY NURSING CENTER		115	7	6%	122
MINUTECLINIC LLC #7225		108	14	11%	122
PAVILION FOR HEALTHCARE, THE		122			122
CSL PLASMA		23	98	81%	121
PARKVIEW HEALTH		121			121
CHILDRENS MEDICAL ASSOCIATION PA		104	17	14%	121
ARTHREX MEDICAL CENTER		48	73	60%	121
LASER & SURGERY CENTER OF THE PALM BEACHES		120	1	1%	121
POINT WASHINGTON MEDICAL CLINIC		1	120	99%	121
GRAVITY DIAGNOSTICS, LLC		35	86	71%	121
MINUTECLINIC LLC #3285		106	14	12%	120
ACCURATE DIAGNOSTIC LABS, INC		115	5	4%	120
MINUTECLINIC, LLC #3204		104	16	13%	120
GRAVITY DIAGNOSTICS		42	77	65%	119
EXPRESS URGENT CARE LLC		1	118	99%	119
PROVIDENCE HOSPITAL LABORATORY		114	5	4%	119
MATHISON RETIREMENT COMMUNITY		114	5	4%	119
RDX BIOSCIENCE		60	58	49%	118
LabCorp L#09258090 M#09258105		73	45	38%	118
BOSTON RED SOX CLUB LP		117	1	1%	118
PROVISTA DIAGNOSTICS, INC		115	2	2%	117
PALM GARDEN OF ORLANDO		106	11	9%	117
Whispering Oaks	7	103	7	6%	117
NEIGHBORHOOD MEDICAL CENTER		112	5	4%	117
SOLARIS HEALTHCARE OSCEOLA		112	5	4%	117
TUSCAN GARDENS OF VENETIA MANAGEMENT COMPANY		115	1	1%	116
INN AT ASTON GARDENS, THE		113	3	3%	116
MINUTECLINIC LLC #4024		98	18	16%	116
FHMG FLORIDA HOSPITAL MEDICAL GROUP		100	15	13%	115
CHARTER SENIOR LIVING OF PANAMA CITY BEACH		99	16	14%	115
WRIGHTS HEALTH CARE AND REHABILITATION CENTER		103	11	10%	114
NATIONS BEST FAMILY HEALTH CARE		60	54	47%	114
CRONOS CLINICAL LABORATORY	2	97	14	12%	113
PRIMECARE OF DOTHAN		78	35	31%	113
MEADOWCREST FAMILY PHYSICIANS		78	35	31%	113
WESLEY HAVEN VILLA	1	105	7	6%	113
ARDEN COURTS OF LARGO FL, LLC		110	3	3%	113

COVID-19: testing by laboratory

Data through Dec 18, 2020 verified as of Dec 19, 2020 at 09:25 AM

Data in this report are provisional and subject to change.

The numbers in the table below represent the number of Florida and non-Florida residents for whom test results were received by the Department of Health. A person can be tested by more than one laboratory and can have both positive and negative results. **Therefore, the sum of the numbers in each column will be larger than the total number of people tested.**

Reporting lab	Inconclusive	Negative	Positive	Percent positive	Total
MOBILE INFIRMARY MED CENTER PATH LAB		102	11	10%	113
COQUINA CENTER		112	1	1%	113
BRASHEAR'S VITAL CARE CORP		2	110	98%	112
COASTAL HEALTH AND REHAB		110	2	2%	112
BELVEDERE COMMONS OF FORT WALTON BEACH		103	9	8%	112
ALLIED HEALTH FORT PIERCE		112			112
ADVENT HEALTH CENTRA CARE		9	103	92%	112
AMERICAN FAMILY CARE PENSACOLA WEST		1	111	99%	112
ANCIENT CITY PEDIATRICS		108	4	4%	112
WEDGEWOOD HEALTHCARE CENTER		83	29	26%	112
HIALEAH SHORES NURSING AND REHAB CENTER		103	8	7%	111
CENTRA CARE - HUNTER'S CREEK		52	59	53%	111
FIRST CHOICE PRIMARY CARE		86	25	23%	111
MINUTECLINIC LLC #1067		91	19	17%	110
Solaris Healthcare Coconut Creek		108	2	2%	110
Solaris Healthcare Lake Bennet		97	13	12%	110
LAKESIDE NEUROLOGIC		106	4	4%	110
CAREMED CLINIC LLC		79	31	28%	110
BAYFRONT HEALTH ER PINELLAS PARK	1	71	37	34%	109
NORTH FL SOUTH GA HCS-MALCOM RANDALL VAMC			109	100%	109
DOCTOR'S IN HOUSE LABORATORY		13	96	88%	109
SOLARIS HEALTHCARE IMPERIAL		105	4	4%	109
MINUTECLINIC LLC #1815		98	11	10%	109
HILLSBOROUGH COUNTY DEVELOPMENTAL CTR	1	108			109
WOODBIDGE FACILITY INC		108	1	1%	109
JEFFERY WEINZWEIG		2	106	98%	108
EVANS HEALTH CARE		106	2	2%	108
MINUTECLINIC LLC #5216		95	13	12%	108
MEYER PEDIATRICS		96	12	11%	108
FAMILY CARE PARTNERS OF NORTHEAST FLORIDA LLC		64	44	41%	108
ISLAND HEALTH AND REHABILITATION CENTER		108			108
NEW YORK CITY DEPARTMENT OF HEALTH & MENTAL		98	9	8%	107
CALHOUN LIBERTY HOSPITAL		77	30	28%	107
GLADES HEALTH CARE CENTER		106	1	1%	107
CORE BIO LABS		74	33	31%	107
ORLANDO HEALTH CENTER FOR REHABILITATION		107			107
MINUTECLINIC DIAGNOSTIC OF RHODE ISLAND, LLC #729		103	4	4%	107
GUEST HOUSE OCALA, THE		106	1	1%	107
ADVANCED AMBULATORY SURGERY CENTER		101	6	6%	107
QUICK CARE MED		80	27	25%	107
GRAND OAKS HEALTH & REHABILITATION		106	1	1%	107
Gulf Coast Healthcare (Longwood Health and Rehab		106			106
ADVENT HEALTH CENTRA CARE - SANFORD		28	78	74%	106
DEPARTMENT OF HEALTH & HUMAN SERVICES		106			106
BOCA RATON REHABILITATION CENTER	2	101	3	3%	106
SHOAL CREEK REHABILITATION CENTER		71	35	33%	106
SOLARIS HEALTHCARE LAKE CITY		65	41	39%	106

COVID-19: testing by laboratory

Data through Dec 18, 2020 verified as of Dec 19, 2020 at 09:25 AM

Data in this report are provisional and subject to change.

The numbers in the table below represent the number of Florida and non-Florida residents for whom test results were received by the Department of Health. A person can be tested by more than one laboratory and can have both positive and negative results. **Therefore, the sum of the numbers in each column will be larger than the total number of people tested.**

Reporting lab	Inconclusive	Negative	Positive	Percent positive	Total
MEDICAL CENTER OF DELTONA, INC		85	21	20%	106
MINUTECLINIC LLC #4987		92	14	13%	106
HEART OF FLORIDA REGIONAL MED CTR		35	71	67%	106
JACKSONVILLE KIDS PEDIATRICS, PLLC		88	17	16%	105
CENTERSTONE OF FLORIDA☐		101	4	4%	105
ADVENT HEALTH CENTRA CARE - BRANDON		29	76	72%	105
WIREGRASS DIRECT PRIMARY CARE PLLC☐		89	16	15%	105
MINUTECLINIC LLC #8381		95	10	10%	105
BAY VIEW HEALTHCARE		85	19	18%	104
GOLD CHOICE SENIOR COMMUNITIES		75	29	28%	104
MINUTECLINIC LLC #4612		82	22	21%	104
ATLANTIC SHORES NURSING AND REHAB CENTER		103	1	1%	104
EVENT MED SERVICES LABORATORY		101	2	2%	103
TREASURE COAST MEDICAL ASSOCIATES		2	101	98%	103
AMERICA'S PHARMACY LLC		91	11	11%	102
UNIVERSITY MEDICAL CENTER SUITES		90	12	12%	102
YOUR FAMILY WALK-IN CLINIC		3	99	97%	102
SUNFLOWER SPRINGS ASSISTED LIVING		99	3	3%	102
PALMS MEDICAL GROUP HIGH SPRINGS		90	11	11%	101
WIMAUMA COMMUNITY HEALTH CENTER		80	20	20%	100
FINLAY CLINICAL LABORATORY		28	72	72%	100
Consulate Health Care of Port Charlotte		98	2	2%	100
EXOSOME DIAGNOSTICS		94	6	6%	100
ARCADIA HEALTH AND REHABILITATION CENTER		100			100
AVECINA MOBILE		83	16	16%	99
SOUTH BALDWIN REGIONAL MEDICAL CENTER		95	4	4%	99
FELLOWSHIP HOME AT THE FAIRWAY LLC		99			99
FG RAPID RESULTS	1	51	47	47%	99
DIAGNOSTIC & CLINICAL CARE SERVICES INC DBA		81	17	17%	98
MINUTECLINIC, LLC #3245		69	29	30%	98
GRANDE, THE☐	2	92	4	4%	98
FINLAY CLINICAL LABORATORY INC		28	70	71%	98
CENTRAL FLORIDA HEALTH CARE		46	52	53%	98
PLAZA OF HALLANDALE BEACH		98			98
FLOMEDILAB		19	79	81%	98
FLORIDA COMMUNITY HEALTH CENTERS INC			98	100%	98
CHATHAM GLEN HEALTHCARE AND REHABILITATION CENTER		95	2	2%	97
PHYSICIANS REGIONAL CLINIC		82	15	15%	97
AVON PARK PEDIATRICS INC		86	11	11%	97
HEALTH CENTERS AT BRENTWOOD		96	1	1%	97
FIRST CHOICE PEDIATRICS SEMORAN		74	23	24%	97
AMA MEDICAL GROUP LLC		81	16	16%	97
PEDIATRIC ASSOCIATES ORLANDO		82	14	15%	96
STEWART MEDICAL GROUP		34	62	65%	96
ADVENT HEALTH CENTRA CARE - TEMPLE TERRACE		43	53	55%	96
VIERA MANOR ASSISTED LIVING RESIDENCE		91	5	5%	96
BAYSHORE MEMORY CARE☐		96			96

COVID-19: testing by laboratory

Data through Dec 18, 2020 verified as of Dec 19, 2020 at 09:25 AM

Data in this report are provisional and subject to change.

The numbers in the table below represent the number of Florida and non-Florida residents for whom test results were received by the Department of Health. A person can be tested by more than one laboratory and can have both positive and negative results. **Therefore, the sum of the numbers in each column will be larger than the total number of people tested.**

Reporting lab	Inconclusive	Negative	Positive	Percent positive	Total
UNIVERSITY OF MIAMI		1	95	99%	96
PEDIATRICS OF GREATER ORLANDO		85	10	11%	95
San Jose Health & Rehabilitation		95			95
AMELIA MEDICAL CARE		14	81	85%	95
ADVENT HEALTH CENTRA CARE - KISSIMMEE		61	34	36%	95
GLOBAL CENTRAL LABS AT PPD	2	87	6	6%	95
THE TERRACE OF KISSIMMEE		80	15	16%	95
VILLAGE PLACE NH LLC		73	22	23%	95
VISTA MANOR		92	3	3%	95
OSPREY VILLAGE AT AMELIA ISLAND LTD		91	4	4%	95
BAPTIST PRIMARY CARE INC		77	17	18%	94
24/7 PEDIATRIC CARE CENTERS INC		90	4	4%	94
MV MEDICAL PRACTICE DBA PRIMARY URGENT CARE		91	3	3%	94
MONTEFIORE MEDICAL CENTER LABORATORIES - MOSES		86	8	9%	94
BAPTIST PRIMARY CARE, INC		89	5	5%	94
DIAGNOSTIC SOLUTIONS		3	91	97%	94
LITTLE PINE PEDIATRICS PLLC		89	5	5%	94
ADVENT HEALTH - LAKE NONA		81	12	13%	93
DEVANSH LAB WERKS INC		77	16	17%	93
STATMED QUICK QUALITY CLINIC AT NORTH PINELLAS		65	27	29%	92
FLORIDA DEPARTMENT OF HEALTH IN LAKE COUNTY	1	63	28	30%	92
MINUTECLINIC LLC #3654		82	9	10%	91
SEMINOLE COUNTY HEALTH DEPARTMENT		73	18	20%	91
NAVY HOSPITAL			91	100%	91
TIFFANY HALL NURSING AND REHAB CENTER		91			91
FLORIDA HEALTH CARE PLANS			91	100%	91
ADVENT HEALTH CENTRA CARE - ORANGE CITY		14	77	85%	91
Concordia Village of Tampa AL		90			90
ADVENT HEALTH CENTRA CARE - CITRUS PARK		8	82	91%	90
PEDIATRICS BY THE SEA		89	1	1%	90
WESTCHESTER MEDICAL CENTER		88	2	2%	90
LIFE CARE CENTER OF WINTER HAVEN		78	12	13%	90
SPRINGS AT BOCA CIEGA BAY,THE		88	2	2%	90
GEORGIA DEPARTMENT OF PUBLIC HEALTH		1	89	99%	90
AYERS HEALTH & REHABILITATION CENTER		90			90
GOOD SAMARITAN CENTER		90			90
ADVENT HEALTH CENTRA CARE - WATERMAN		78	11	12%	89
HOLY CROSS HOSPITAL		12	77	87%	89
URGENT CARE EXPRESS LLC			89	100%	89
SUNLAND MARIANNA COX MEDICAL CENTER		77	12	13%	89
GOVERNOR'S CREEK HEALTH & REHABILITATION		87	1	1%	88
SURREY PLACE CARE CENTER		83	5	6%	88
TRADITION MEDICAL CENTER LABORATORY		48	40	45%	88
HEALTH CARE DISTRICT OF PALM BEACH COUNTY MAIN OFFICE	1	9	78	89%	88
LEE COUNTY SCHOOL DISTRICT	1	81	6	7%	88
AMEERAH LABS, LLC		68	20	23%	88
AVERO DIAGNOSTICS		64	24	27%	88

COVID-19: testing by laboratory

Data through Dec 18, 2020 verified as of Dec 19, 2020 at 09:25 AM

Data in this report are provisional and subject to change.

The numbers in the table below represent the number of Florida and non-Florida residents for whom test results were received by the Department of Health. A person can be tested by more than one laboratory and can have both positive and negative results. **Therefore, the sum of the numbers in each column will be larger than the total number of people tested.**

Reporting lab	Inconclusive	Negative	Positive	Percent positive	Total
LAKEVIEW TERRACE RETIREMENT COMMUNITY		86	2	2%	88
SMILEY MEDICAL GROUP		59	28	32%	87
WHITE PLAINS HOSPITAL CENTER LAB		87			87
KEYS MEDICAL GROUP			87	100%	87
PACIFIC ANALYTICS			87	100%	87
HURLBURT FIELD CLINIC		39	48	55%	87
BRANDON HEALTH AND REHABILITATION CENTER	1	85	1	1%	87
WOOD LAKE HEALTH AND REHABILITATION CENTER		87			87
ATLANTIC URGENT CARE		57	30	34%	87
SPRINGS AT LAKE POINTE WOODS		85	2	2%	87
KALEIDA HEALTH CENTER FOR LABORATORY		81	6	7%	87
DAIRY ROAD URGENT CARE		54	33	38%	87
CONEY ISLAND HOSPITAL		85	1	1%	86
ARBOR TRAIL		77	9	10%	86
DAYSPRING VILLAGE		85	1	1%	86
W. FRANK WELLS NURSING HOME		84	1	1%	85
PEDIATRIC ASSOCIATES OF OCALA PA		76	9	11%	85
HAVEN OF OUR LADY OF PEACE INC		85			85
JACKSONVILLE NURSING AND REHAB CENTER		83	2	2%	85
MIAMI SHORES NURSING & REHAB		85			85
FREEDOM INN AT TARPON SPRINGS		81	4	5%	85
ADVENT HEALTH CENTRA CARE - SOUTH ORANGE		69	16	19%	85
WHITE WILSON MEDICAL IMMEDIATE CARE NICEVILLE		1	84	99%	85
FAST TRACK URGENT CARE CENTER - RIVERVIEW			85	100%	85
RDV SPORTSPLEX PEDIATRICS		68	16	19%	84
PINES OF SARASOTA GARDEN		84			84
ADVENT HEALTH - PALM HARBOR ER		64	20	24%	84
ASCENSION MEDICAL GROUP		1	83	99%	84
MORSELIFE MEMORY CARE RESIDENCE		82	1	1%	83
CABANA AT JENSEN DUNES, THE		83			83
HOBDAIRI FAMILY HEALTH LLC		55	28	34%	83
NORTH FLORIDA PEDIATRICS PA - DUVAL		80	3	4%	83
LAKE HOUSE ASSISTED LIVING		68	15	18%	83
THE WELLNESS CENTER AT LAKEWOOD RANCH			83	100%	83
LEESBURG PEDIATRICS		78	5	6%	83
BROWARD HEALTH CORAL SPRINGS EPIDEMIOLOGY DEPT		1	82	99%	83
ST MARK ASSISTED LIVING CENTER	1	71	11	13%	83
OAKS OF KISSIMMEE HEALTH AND REHABILITATION CENTER		83			83
THE COURTYARD ASSISTED LIVING		79	4	5%	83
DISCOVERY VILLAGE AT NAPLES		83			83
HERON CLUB AT PRESTANCIA		80	2	2%	82
MIRACLE HILL NURSING & REHABILITATION CENTER INC		80	2	2%	82
THE PAVILION FOR HEALTH CARE		72	10	12%	82
LAB		29	53	65%	82
FAST TRACK URGENT CARE CENTER - WESTCHASE			82	100%	82
BORLAND GROOVER CLINIC	1	68	13	16%	82
NSPIRE HEALTHCARE TAMARAC		80	2	2%	82

COVID-19: testing by laboratory

Data through Dec 18, 2020 verified as of Dec 19, 2020 at 09:25 AM

Data in this report are provisional and subject to change.

The numbers in the table below represent the number of Florida and non-Florida residents for whom test results were received by the Department of Health. A person can be tested by more than one laboratory and can have both positive and negative results. **Therefore, the sum of the numbers in each column will be larger than the total number of people tested.**

Reporting lab	Inconclusive	Negative	Positive	Percent positive	Total
MD 365 MEDICAL CARE		81	1	1%	82
NAPLES CHILDREN'S URGENT CARE		69	12	15%	81
VIERA HOSPITAL			81	100%	81
ADVENT HEALTH CENTRA CARE - HUNTERS CREEK	3	37	41	51%	81
MIDWAY PRIMARY CARE, LLC		79	2	2%	81
GRACE PEDIATRICS		66	15	19%	81
UNIVERSITY HEALTH SYSTEM INC		73	8	10%	81
SEASIDE HEALTH AND REHABILITATION CENTER		24	56	70%	80
CLYDE E LASSEN STATE VETERANS NURSING HOME		56	24	30%	80
QUICK CARE MED PL CR		77	3	4%	80
FAMILY CARE PARTNERS OF NE FLORIDA LLC		45	35	44%	80
CITRUS MEMORIAL HEALTH SYSTEM LAB		2	78	98%	80
VIERA HOSPITAL, INC		63	16	20%	79
CAREMOUNT MEDICAL - PATHOLOGY		77	2	3%	79
EDGEWATER AT WATERMAN VILLAGE		78	1	1%	79
VETERANS AFFAIRS MEDICAL CENTER - PALO ALTO		28	50	64%	78
LUIS A GHIGLINO MD PA		76	2	3%	78
NITE LITE PEDIATRICS – JACKSONVILLE		76	2	3%	78
Ocala Health and Rehabilitation Center		76	2	3%	78
TRUE NORTH HEALTH NAVIGATION LLC DBA DISPATCHHEALTH	1	60	16	21%	77
FAST TRACK URGENT CARE CENTER - SOUTH TAMPA			77	100%	77
DE LUNA HEALTH AND REHABILITATION CENTER		76	1	1%	77
Advent health care center Celebration		74	3	4%	77
CONSULATE HEALTH CARE OF SARASOTA□		77			77
Lakeside Nursing and Rehabilitation Center		69	8	10%	77
BAY VUE NURSING AND REHABILITATION CENTER		74	3	4%	77
CBS LABS OF TAMPA LLC		3	74	96%	77
NO FLORIDA PEDIATRICS, PA		71	6	8%	77
ORANGE CITY NURSING AND REHAB		75	2	3%	77
TGH URGENT CARE – SEMINOLE			77	100%	77
JOHN KNOX VILLAGE OF FLORIDA ALF	1	75	1	1%	77
BOND CLINIC PA PEDIATRICS DEPT		65	11	14%	76
NORTH PORT REHABILITATION AND NURSING CENTER□		75	1	1%	76
FIRST QUALITY LABORATORY		68	8	11%	76
Heritage Park Rehabilitation & Healthcare		75	1	1%	76
Courtyards of Orlando Care Center		75	1	1%	76
DYNAMIC MEDICAL USA			76	100%	76
DIAGNOSTIC LABORATORY OF OKLAHOMA		62	14	18%	76
CATHOLIC HEALTH SYSTEM DEPT LABORATORY		74	2	3%	76
PATRIOT MEDICAL LABORATORIES		73	2	3%	75
SARAPATH DIAGNOSTICS			75	100%	75
SOUTH BALDWIN MEDICAL CENTER GULF SHORES		62	13	17%	75
SIGNATURE HEALTHCARE OF PORT CHARLOTTE		70	5	7%	75
WINDSOR REFLECTIONS		74			74
Sandy Ridge Center for Rehabilitation and Healing		71	3	4%	74
MAGNOLIA DIAGNOSTIC		1	73	99%	74
KORGENE LAB		22	52	70%	74

COVID-19: testing by laboratory

Data through Dec 18, 2020 verified as of Dec 19, 2020 at 09:25 AM

Data in this report are provisional and subject to change.

The numbers in the table below represent the number of Florida and non-Florida residents for whom test results were received by the Department of Health. A person can be tested by more than one laboratory and can have both positive and negative results. **Therefore, the sum of the numbers in each column will be larger than the total number of people tested.**

Reporting lab	Inconclusive	Negative	Positive	Percent positive	Total
SAMANTHA WILSON CARE CENTER		73	1	1%	74
ASAP LABS LLC		71	3	4%	74
NOAH CLINICAL LABORATORY		63	11	15%	74
QUEENS HOSPITAL CENTER		71	2	3%	73
ADVENT HEALTH CENTRA CARE - WINTER GARDEN		13	60	82%	73
CONSULATE HEALTH CARE – LAKE MARY		72	1	1%	73
JUPITER MEDICAL CENTER URGENT CARE			73	100%	73
VILLAS OF HOLLY BROOK - BRADENTON 14TH		73			73
SCOTT LAKE HEALTH AND REHABILITATION CENTER		71	2	3%	73
PREDICTIVE LABORATORIES, INC	1	67	5	7%	73
HEALTH PARK CARE CENTER		73			73
HAVEN OF OUR LADY OF PEACE		72			72
PINELLAS CARE CENTER		47	25	35%	72
Madison Health and Rehabilitation Center		42	30	42%	72
EXCEL PEDIATRICS		54	18	25%	72
HIGHLANDS MEDICAL CENTER		69	2	3%	71
ADVANCED LAB		67	4	6%	71
MEMORY CARE OF NAPLES		71			71
AMMON LABS		61	10	14%	71
BROOKDALE OVIEDO		69	2	3%	71
SOUTH CAMPUS FACILITY INC		67	4	6%	71
CHAUTAUQUA REHABILITATION AND NURSING CENTER		70	1	1%	71
WELLNOW URGENT CARE PC		71			71
ISLAND URGENT CARE PLLC DBA AFC URGENT CARE		69	1	1%	70
BROWARD HEALTH MEDICAL CENTER		3	67	96%	70
Highlands Regional Hospital		63	7	10%	70
QPS, LLC		69	1	1%	70
LAKE MORTON PLAZA□		67	3	4%	70
MEMORIAL MANOR		70			70
SUNCOAST COMMUNITY HEALTH CENTERS PEDIATRICS		21	49	70%	70
PROMEDICA LABORATORIES		21	49	70%	70
PLYMOUTH HOME FOR ADULTS, INC.	8	61	1	1%	70
HUNT CLUB PEDIATRIC ASSOCIATES PA		47	23	33%	70
ARBOR GLEN AT ARBOR TRACE		62	7	10%	69
HERITAGE HEALTHCARE AND REHABILITATION CENTER		69			69
CLEVELAND CLINIC FOUNDATION		12	57	83%	69
USF HEALTH MORSANI CENTER		5	64	93%	69
ESTERO ISLAND MEDICAL CENTER		57	12	17%	69
SIMED LABORATORY		57	12	17%	69
ERIE COUNTY MEDICAL CTR CLINICAL LABS		66	3	4%	69
CHILDREN MED CARE INC		57	12	17%	69
LABFIRST - DEPARTMENT OF PATHOLOGY		67	1	1%	68
SUNCOAST OPTIMAL WELLNESS		23	45	66%	68
KINDRED HOSPITAL	5	62	1	1%	68
BIODESIX, INC.		53	15	22%	68
LIFE BRITE		66	2	3%	68
HEALTH FIRST - PALM BAY HOSPITAL		2	66	97%	68

COVID-19: testing by laboratory

Data through Dec 18, 2020 verified as of Dec 19, 2020 at 09:25 AM

Data in this report are provisional and subject to change.

The numbers in the table below represent the number of Florida and non-Florida residents for whom test results were received by the Department of Health. A person can be tested by more than one laboratory and can have both positive and negative results. **Therefore, the sum of the numbers in each column will be larger than the total number of people tested.**

Reporting lab	Inconclusive	Negative	Positive	Percent positive	Total
SOUTH GEORGIA MEDICAL CENTER		48	19	28%	67
NO FLORIDA PEDIATRICS, PA - BRADFORD		56	11	16%	67
ADVENTHEALTH EXPRESSCARE		45	22	33%	67
SOUTHWEST ORLANDO FAMILY MEDICINE, PL		59	8	12%	67
STONY BROOK UNIVERSITY MEDICAL CENTER		59	8	12%	67
AEL- MEMPHIS		17	50	75%	67
NATURE COAST MEDICAL GROUP		48	19	28%	67
AMERICAN HOUSE-BONITA SPRINGS		65	1	2%	66
LATE HOURS URGENT CARE		47	19	29%	66
LABCORP RTP		28	38	58%	66
EAST NEW YORK DIAGNOSTIC AND TREATMENT		63	3	5%	66
MEDEX MEDICAL EXPRESS OF PALATKA			66	100%	66
DISCOVERY VILLAGE AT MELBOURNE		64	1	2%	65
OAKHURST CENTER		65			65
VIERA DEL MAR HEALTH AND REHABILITATION CENTER		63	2	3%	65
PALMETTO FAMILY HEALTHCARE		23	42	65%	65
MINUTECLINIC DIAGNOSTIC OF SOUTH CAROLINA, LLC		58	6	9%	64
ASSOCIATED CLINICAL LABORATORIES		58	6	9%	64
TGH URGENT CARE - TYRONE		2	62	97%	64
OUT OF STATE		40	24	38%	64
WATERMARK LAKE POINTE WOODS LLC		64			64
LAB PLUS, LLC AT SAINT THOMAS WEST HOSPITAL		50	14	22%	64
ADVENT HEALTH CENTRA CARE - POINCIANA		24	40	63%	64
URINEGOODHANDS LLC		62	2	3%	64
FARAH MEDICAL		63	1	2%	64
PHYSICIAN PARTNERS PERRY		42	22	34%	64
PLANTATION GENERAL HOSPITAL CLINICAL LAB		26	37	59%	63
APC PEDIATRICS AT RYE ROAD MEDICAL PARK		63			63
F&T MEDICAL RESEARCH, INC		63			63
VIERA HEALTH AND REHABILITATION CENTER		62	1	2%	63
JOSEPH L MORSE GERIATRIC CENTER	2	59	2	3%	63
ALL FLORIDA FAMILY AND SPORTS MEDICINE		56	7	11%	63
WADSWORTH HEALTH CENTER		60	3	5%	63
EISENHOWER ARMY MEDICAL CENTER		59	4	6%	63
LAKE VIEW CARE CENTER AT DELRAY		62	1	2%	63
Heartland Healthcare of Ft. Myers		63			63
MIAMI BEACH COMMUNITY HEALTH CENTER			62	100%	62
RIDGEWOOD DIAGNOSTIC LABORATORY		60	2	3%	62
DOUGLAS T JACOBSON STATE VETERANS HOME		62			62
NEMOURS CHILDREN'S PRIMARY CARE		51	11	18%	62
HUNTSVILLE HOSPITAL LABORATORY		46	16	26%	62
FINNISH AMERICAN REST HOME-ALF		60	2	3%	62
ST VINCENT'S BIRMINGHAM		58	4	6%	62
PONTE VEDRA GARDENS		61	1	2%	62
PALM BEACH PEDIATRICS PA	1	52	9	15%	62
FAST TRACK URGENT CARE CENTER - BRANDON			61	100%	61
WINDSOR OAKS		60	1	2%	61

COVID-19: testing by laboratory

Data through Dec 18, 2020 verified as of Dec 19, 2020 at 09:25 AM

Data in this report are provisional and subject to change.

The numbers in the table below represent the number of Florida and non-Florida residents for whom test results were received by the Department of Health. A person can be tested by more than one laboratory and can have both positive and negative results. **Therefore, the sum of the numbers in each column will be larger than the total number of people tested.**

Reporting lab	Inconclusive	Negative	Positive	Percent positive	Total
PRIMARY CARE SOUTH INC			61	100%	61
CL BRUMBACK PRIMARY CARE CLINICS		16	45	74%	61
CENTRAL BALDWIN IMMEDIATE CARE & FAMILY PRACTICE		48	13	21%	61
EMERALD COAST HOSPICE		60	1	2%	61
S-H THIRTY-FIVE OPCO- PORT ST LUCIE, LLC	1	60			61
BOND CLINIC, PA		42	18	30%	60
VILLA MARIA WEST SKILLED NURSING FACILITY		54	6	10%	60
VIPEDIATRICS PLLC		57	3	5%	60
MED EXPRESS		6	54	90%	60
ARDEN COURTS OF TAMPA		60			60
EXACT SCIENCES LABORATORIES, LLC		15	45	75%	60
PHYSICIANS REGIONAL MEDICAL CENTER - PINE RIDGE		18	42	70%	60
PALMS FACILITY INC		59	1	2%	60
ATRIUM AT LIBERTY PARK		59	1	2%	60
CANOPY ON BERRYHILL, THE		48	12	20%	60
SENIOR LIVING VII TAMPA LLC	1	51	7	12%	59
FLORIDA PEDIATRIC GROUP		27	32	54%	59
The Grove Health and Rehabilitation		43	16	27%	59
Centre Pointe Health and Rehabilitation Center		58	1	2%	59
CHIPOLA MEDICAL ASSOCIATES, LLC		36	23	39%	59
URGENT CARE TCMA			59	100%	59
SUNY UPSTATE MEDICAL UNIVERSITY		55	4	7%	59
BIOTECH		52	7	12%	59
HCSO OCCUPATIONAL HEALTH AND WELLNESS CENTER		44	15	25%	59
DOLPHIN POINTE HEALTH CARE LLC		50	9	15%	59
INTERNAL LAB		50	9	15%	59
MINNESOTA TWINS		56	3	5%	59
MILLER BIOCONNECT		43	16	27%	59
AMERICAN FAMILY MEDICAL		48	10	17%	58
HOLISTIX TREATMENT CENTERS		54	4	7%	58
REDI MED LLC			58	100%	58
CENTRA CARE POINCIANA	1	45	12	21%	58
SMA LAB		8	50	86%	58
THE CANOPY AT BERRYHILL		58			58
ISLAND COAST PEDIATRICS		56	2	3%	58
Margate Health and Rehabilitation Center		56	2	3%	58
CLEARWATER STATMED QUICK QUALITY CLINICS		29	29	50%	58
Quail Run Health Care Center		58			58
WASHINGTON REHABILITATION AND NURSING CENTER		51	7	12%	58
EMBRY RIDDLE AERONAUTICAL UNIVERSITY HEALTH SERVICES			58	100%	58
STONY BROOK SOUTHAMPTON		57	1	2%	58
SUMMER VISTA ASSISTED LIVING		37	21	36%	58
POINTE, THE		56	2	3%	58
MD LABS		34	24	41%	58
ANTHEM LAKES LLC		57			57
ORANGE BLOSSOM FAMILY HEALTH		52	5	9%	57
HARBORCHASE OF NAPLES		50	7	12%	57

COVID-19: testing by laboratory

Data through Dec 18, 2020 verified as of Dec 19, 2020 at 09:25 AM

Data in this report are provisional and subject to change.

The numbers in the table below represent the number of Florida and non-Florida residents for whom test results were received by the Department of Health. A person can be tested by more than one laboratory and can have both positive and negative results. **Therefore, the sum of the numbers in each column will be larger than the total number of people tested.**

Reporting lab	Inconclusive	Negative	Positive	Percent positive	Total
GULF COAST MEDICAL CENTER		55	2	4%	57
LABCORP EMPLOYER SERVICES		57			57
J FRANK AVEY MD		46	11	19%	57
Cross Terrace REhabilitation		56	1	2%	57
EAST ALABAMA MEDICAL CENTER LABORATORY		49	8	14%	57
KAPG FLEMING ISLAND SENIOR HOUSING OPCO LLC	1	56			57
UNIVERSITY OF NORTH FLORIDA STUDENT HEALTH		54	3	5%	57
ASCENSION SACRED HEART BAY LABORATORY		54	3	5%	57
MANOR CARE OF BOYNTON BEACH LLC		57			57
MILLENIUM PHYSICIANS GROUP		1	56	98%	57
GENPATH			56	100%	56
FAST TRACK URGENT CARE CENTER - WESLEY CHAPEL			56	100%	56
FLAGLER COLLEGE HEALTH SERVICES		39	17	30%	56
MOBILE PHYSICIAN SERVICES INC		54	2	4%	56
PROJECT HEALTH INC		46	10	18%	56
Crystal Health & Rehab Center		56			56
MD 365 MEDICAL CARE PLLC		55			55
WORKPLACE SCREENING INTELLIGENCE			55	100%	55
DAYSPRING SENIOR LIVING LLC		54	1	2%	55
TWIN CREEKS ASSISTED LIVING & MEMORY CARE		53	2	4%	55
ALZHEIMERS CARE CENTER OF VIERA LTD		36	19	35%	55
Sunnyside Nursing Home		53	2	4%	55
SONATA HUNTERS CREEK		47	8	15%	55
PALM BAY URGENT CARE		28	27	49%	55
KR at Hillsborough Lakes/Lutz Healthcare		54	1	2%	55
CHILDRENS CLINIC WEST FLORIDA PEDIATRICS		54	1	2%	55
FAMILY HEALTH CENTERS OF SOUTHWEST FLORIDA INC		34	20	37%	54
CORAL GABLES NURSING & REHABILITATION CENTER		47	7	13%	54
Life Care Center of Sarasota		45	9	17%	54
Solaris Senior Living North Naples ALF		49	5	9%	54
DOCTORS MEMORIAL FAMILY PRACTICE	2	42	10	19%	54
UNITED LABORATORY SERVICES CORPORATION		38	16	30%	54
SARASOTA CO. HEALTH DEPT # 58		40	14	26%	54
ST. CLOUD MEDICAL GROUP		54			54
CLERMONT HEALTH AND REHAB		40	14	26%	54
CRAIG BERGER MD PL D/B/A BAY AREA EYE INSTITUTE		54			54
TIFFANY HALL NURSING AND REHAB		44	10	19%	54
ALTERNATIVE LIVING, INC DBA TWIN CITIES PAVILION		54			54
CENTRA CARE - CONWAY		21	33	61%	54
HUNTINGTON HOSPITAL LABORATORY		51	2	4%	53
TAVARES PEDIATRICS		50	3	6%	53
IQBAL A FARUQUI MD		42	11	21%	53
BENTON HOUSE AT OAKLEAF		51	2	4%	53
ARCPOINT LABS OF SARASOTA MANATEE		1	52	98%	53
NXGEN MDX		19	34	64%	53
FOUNTAIN INN NURSING & REHABILITATION CTR, INC		50	3	6%	53
PARKSIDE INN		52			52

COVID-19: testing by laboratory

Data through Dec 18, 2020 verified as of Dec 19, 2020 at 09:25 AM

Data in this report are provisional and subject to change.

The numbers in the table below represent the number of Florida and non-Florida residents for whom test results were received by the Department of Health. A person can be tested by more than one laboratory and can have both positive and negative results. **Therefore, the sum of the numbers in each column will be larger than the total number of people tested.**

Reporting lab	Inconclusive	Negative	Positive	Percent positive	Total
VILLAGE PEDIATRICS LLC		43	9	17%	52
BAY EDUCATORS WELLNESS CENTER		31	21	40%	52
BIO-TECH CLINICAL LABORATORIES		19	33	63%	52
WILSON MEMORIAL REGIONAL MEDICAL CENTER		49	3	6%	52
CARENOW LAKE MARY			52	100%	52
US MEDICAL CARE, INC		44	8	15%	52
ROSECASTLE OF CITRUS		52			52
ADVENT HEALTH		49	3	6%	52
VETERANS AFFAIRS ORLANDO VA MEDICAL CENTER			52	100%	52
VETERANS AFFAIRS MEDICAL CENTER - GULF COAST		27	25	48%	52
HOLLEY NAVARRE MEDICAL CLINIC		32	20	38%	52
MICRO PATH LABORATORIES INC		49	2	4%	51
EAGLES WATCH CLUSTER		42	9	18%	51
GULFVIEW MEDICAL INSTITUTE		51			51
CITRUS MEMORIAL HOSPITAL			51	100%	51
ADVENTHEALTH MEDICAL GROUP FAMILY MEDICINE AT		42	9	18%	51
REGENTS PARK OF BOCA RATON		49	2	4%	51
Q ANSWER LAB	1	23	27	53%	51
DB MD		47	4	8%	51
NCH DOWNTOWN NAPLES HOSPITAL		1	49	98%	50
MED COMP SCIENCES			50	100%	50
PROMPT CARE OF CENTRAL FLORIDA			50	100%	50
GV NAPLES OPCO, LLC		50			50
CENTURY CENTER FOR REHABILITATION & HEALING		37	13	26%	50
GATEWAY CARE CENTER		50			50
PIONEER CLINICAL LAB LLC		28	22	44%	50
BROOKDALE FORT MYERS THE COLONY		50			50
DOS OF NORTH SHORES NURSING & REHAB CENTER		50			50
HOLIDAY CVS LLC DBA CVS/PHARMACY #0440		50			50
SNH BRFL TENANT LLC		50			50
PHYSICIANS PRIMARY CARE OF SOUTHWEST FLORIDA		39	10	20%	49
NITE LITE PEDIATRICS - PORT ST. LUCIE		42	7	14%	49
SOLARIS SENIOR LIVING NORTH NAPLES		48	1	2%	49
USF		1	48	98%	49
HEARTLAND PEDIATRICS OF LAKE PLACID PA		39	10	20%	49
ADVENT HEALTH - PALM COAST			49	100%	49
SONATA BOCA RATON		48	1	2%	49
SANDY PINES	2	45	2	4%	49
SOMERBY LAKE NONA		48	1	2%	49
AFC PHYSICIANS OF FLORIDA		37	11	23%	48
BIOIQ			48	100%	48
SONATA COCONUT CREEK		35	13	27%	48
NAPLES PEDIATRICS INC		43	5	10%	48
LAKEVIEW INTERNAL MEDICINE		23	25	52%	48
GENEDX		36	12	25%	48
SOFT CELL LABORATORIES		45	3	6%	48
LENOX HILL HOSPITAL		44	4	8%	48

COVID-19: testing by laboratory

Data through Dec 18, 2020 verified as of Dec 19, 2020 at 09:25 AM

Data in this report are provisional and subject to change.

The numbers in the table below represent the number of Florida and non-Florida residents for whom test results were received by the Department of Health. A person can be tested by more than one laboratory and can have both positive and negative results. **Therefore, the sum of the numbers in each column will be larger than the total number of people tested.**

Reporting lab	Inconclusive	Negative	Positive	Percent positive	Total
ADVENT HEALTH CENTRA CARE - EAST ORLANDO		21	27	56%	48
BAY CENTER HURRICANE SHELTER		48			48
PEDIATRIC CARE CENTER- JACKSONVILLE BEACH		19	28	60%	47
LECONTE MEDICAL CENTER LAB		36	11	23%	47
INTERLAB		1	46	98%	47
CENTRAL FLORIDA HEALTHCARE GROUP LLC		40	7	15%	47
FAWCETT MEMORIAL HOSPITAL LABORATORY			47	100%	47
ST ANTHONYS REHABILITATION HOSPITAL	1	45	1	2%	47
KENDALL REGIONAL MEDICAL CENTER LAB	3		44	94%	47
ALEXANDER NININGER STATE VETERANS		47			47
ST FRANCIS HOSPITAL		41	6	13%	47
ALLIANCE PEDIATRICS		24	23	49%	47
NORTH SHORE UNIVERSITY HOSPITAL LABORATORY		43	4	9%	47
FHMG LAKE MARY PEDS		40	7	15%	47
TRINITY AL SENIOR HOUSING LLC		44	3	6%	47
ALLEGRO		47			47
INDIGO MANOR		17	30	64%	47
ZON BEACHSIDE LLC		37	9	20%	46
ADVENT HEALTH CENTRA CARE - SAND LAKE		17	29	63%	46
H LEE MOFFITT CANCER CENTER MICRO		46			46
PREMIER PLACE HEALTHCARE AT THE GLENVIEW		46			46
FAMILY EXTENDED CARE OF CENTRAL TAMPA		46			46
PALMS EDGE		43	3	7%	46
HARTFORD HEALTH SERVICES LLC		46			46
ST MARK VILLAGE		43	3	7%	46
BIG BOCA SMILES LLC		45	1	2%	46
CHILDREN'S HOSPITAL OF ALABAMA		45	1	2%	46
EAST MANATEE FAMILY	1	1	44	96%	46
ALTAMONTE PEDIATRIC ASSOCIATES		31	14	31%	45
ADVENT HEALTH MEDICAL GROUP OB GYN AT		39	6	13%	45
KINDRED HOSPITAL THE PALM BEACHES		43	2	4%	45
PEDIATRIC SPECIALISTS MEDICAL GROUP	1	43	1	2%	45
RESTORE HEALTH URGENT CARE		18	27	60%	45
SOUTHPORT SQUARE HARBOUR HEALTH		45			45
BARRY UNIVERSITY STUDENT HEALTH SERVICES		35	10	22%	45
UNIVERSITY OF CENTRAL FLORIDA HEALTH SERVICES		45			45
ELMCROFT OF BELLA VITA		36	8	18%	44
SUMMIT AT VENICE	2	41	1	2%	44
ALLIANCE OF PHYSICIANS AGAINST COVID-19			44	100%	44
MOOSEHAVEN LIFE CARE CENTER		44			44
SEMINOLE SPORTS AND FAMILY MEDICINE		43	1	2%	44
JAMES A HALEY VETERANS HOSPITAL			44	100%	44
HARBORCHASE OF VERO BEACH		41	3	7%	44
PALM BAY PEDIATRICS		33	11	25%	44
VISITING PHYSICIANS ASSOCIATION		40	4	9%	44
PEDIATRICS OF CENTRAL FLORIDA – SAINT CLOUD	2	40	2	5%	44
FRICKS PHARMACY		34	10	23%	44

COVID-19: testing by laboratory

Data through Dec 18, 2020 verified as of Dec 19, 2020 at 09:25 AM

Data in this report are provisional and subject to change.

The numbers in the table below represent the number of Florida and non-Florida residents for whom test results were received by the Department of Health. A person can be tested by more than one laboratory and can have both positive and negative results. **Therefore, the sum of the numbers in each column will be larger than the total number of people tested.**

Reporting lab	Inconclusive	Negative	Positive	Percent positive	Total
ADVENTHEALTH CENTRA CARE WINTER HAVEN		1	42	98%	43
BAPTIST MEDICAL CENTER SOUTH		32	11	26%	43
STUART URGENT CARE			43	100%	43
BRANCH MEDICAL CLINIC			43	100%	43
HEALTH FIRST - CAPE CANAVERAL HOSPITAL		1	42	98%	43
ADVENT HEALTH - LAKE MARY		35	8	19%	43
WINTER GARDEN REHAB AND NURSING CENTER		40	3	7%	43
SOUTHEAST ALABAMA MEDICAL CENTER			43	100%	43
Guardian Care Nursing and Rehabilitation Center		43			43
MY CLINICAL LAB INC		4	39	91%	43
MEDIPATH LLC			42	100%	42
TROY REGIONAL MEDICAL CENTER		34	8	19%	42
NAVARRE GARDENS		41	1	2%	42
AFTER HOURS PEDIATRICS INC		1	41	98%	42
FORT MYERS REHABILITATION AND NURSING CENTER		40	2	5%	42
Atlantic Shore Nursing and Rehab		42			42
A COUNTRY PLACE ASSISTED LIVING FACILITY		42			42
ADVENT HEALTH - MOUNT DORA		6	36	86%	42
ORLANDO HEALTH AND REHAB CENTER		7	35	83%	42
Darcy Hall Of Life Care		42			42
FLORIDA HEALTH CARE		6	36	86%	42
CATHOLIC HEALTH SERVICES REGIONAL LAB		38	4	10%	42
FLORIDA HOSPITAL		26	16	38%	42
QUOTIENT SCIENCES			42	100%	42
CENTRA CARE – APOPKA	1	2	38	93%	41
SUNNY HILLS ALF OF SEBRING INC		38	3	7%	41
REDI-MED WALK-IN FAMILY CARE			41	100%	41
PEDIATRICS OF CENTRAL FLORIDA KISSI		33	8	20%	41
PRECISION HEALTH SOLUTIONS LAB		9	32	78%	41
PANAMA PHARMACY	2	35	4	10%	41
FLORIDA HOSPITAL NEW SMYRNA		4	37	90%	41
RITECARE MED CTR H			41	100%	41
STEINHATCHEE FAMILY MEDICAL CENTER		36	4	10%	40
HEALTH DESIGNS		34	6	15%	40
PRIDE DIAGNOSTICS		24	16	40%	40
FAMILY EXTENDED CARE OF WINTER HAVEN		39	1	3%	40
DAVID POSNACK JEWISH DAY SCHOOL		40			40
BioReference Laboratories, Inc		6	34	85%	40
CERTUS MTD OPCP LLC		39	1	3%	40
PRIME HEALTH OF NORTH PORT LLC		36	4	10%	40
WELL HEALTH WORKS		39	1	3%	40
ISLAND DOCTORS			39	100%	39
CLINICAL RESEARCH SEQUENCING PLATFORM		8	31	79%	39
EXPERTUS LABORATORIES INC		13	26	67%	39
ROSECASTLE AT DELANEY CREEK		38	1	3%	39
ROCKLEDGE REGIONAL MEDICAL CENTER		30	9	23%	39
TGH URGENT CARE POWERED BY FAST TRACK			39	100%	39

COVID-19: testing by laboratory

Data through Dec 18, 2020 verified as of Dec 19, 2020 at 09:25 AM

Data in this report are provisional and subject to change.

The numbers in the table below represent the number of Florida and non-Florida residents for whom test results were received by the Department of Health. A person can be tested by more than one laboratory and can have both positive and negative results. **Therefore, the sum of the numbers in each column will be larger than the total number of people tested.**

Reporting lab	Inconclusive	Negative	Positive	Percent positive	Total
INN AT THE FOUNTAINS, THE		34	5	13%	39
URGENT CARE & WELLNESS CENTER		10	29	74%	39
Manatee Springs Rehabilitation and Nursing Center		36	3	8%	39
BAY COUNTY JAIL ANNEX		34	5	13%	39
POPLAR HEALTHCARE PLLC	1	11	27	69%	39
BRONX LEBANON HOSPITAL-MEDICAL CENTER		36	3	8%	39
NEXT MOLECULAR ANALYTICS		9	30	77%	39
Peninsula Care and Rehab		37	2	5%	39
CLERMONT HEALTH AND REHABILITATION CENTER		39			39
CAPITAL REGIONAL MEDICAL CENTER		2	36	95%	38
MEDEX MEDICAL EXPRESS OF PALATKA LLC			38	100%	38
SOMERBY OF SANTA ROSA BEACH		35	3	8%	38
NEW YORK PRESBYTERIAN - QUEENS DIAGNOSTIC		37	1	3%	38
RIVER TOWN DIAGNOSTIC LLC		13	25	66%	38
PALM RIVER COMMUNITY HEALTH CENTER		33	5	13%	38
AMERICAN FAMILY MEDICAL LLC		24	14	37%	38
HOMEWOOD RESIDENCE AT FREEDOM PLAZA		37	1	3%	38
FIRST CHOICE URGENT CARE		10	28	74%	38
FLORIDA MEDICAL CLINIC PA		35	3	8%	38
BOND CLINIC PA		8	30	79%	38
BROWARD HEALTH MEDICAL CENTER CLINICAL LAB			38	100%	38
UNIVERSITY OF ALABAMA		35	3	8%	38
CLARE BRIDGE OF SARASOTA		37	1	3%	38
ADVENT HEALTH - LAKE WALES		28	10	26%	38
BOND CLINIC, PA		9	29	76%	38
RAINBOW PEDIATRICS PC LLC / BREAKFAST POINT		38			38
Cross Landings Health and Rehabilitation		38			38
CLINICA HISPANA			37	100%	37
BOULEVARD REHABILITATION CENTER		24	13	35%	37
SONNIS PEDIATRICS PA		36	1	3%	37
SARATOGA HOSPITAL LABORATORY		34	3	8%	37
CARE ONE OF FLORIDA LLC		12	25	68%	37
ROCHESTER GENERAL HOSPITAL LABORATORY		36	1	3%	37
SUMMIT MEDICAL GROUP		33	4	11%	37
PATHOGENIUS LABORATORIES		30	7	19%	37
ONE MILO		37			37
FHMG_CTR FOR SENIOR HEALTH		32	5	14%	37
THE COLLIER AT NAPLES		36	1	3%	37
PONCE THERAPY CARE CENTER		34	3	8%	37
PINNACLES PEDS CARE PA		37			37
FLORIDA ATLANTIC UNIVERSITY STUDENT HEALTH		26	11	30%	37
FLORIDA HEART & VASCULAR MULTISPECIALTY GROUP PA		27	10	27%	37
PENNSYLVANIA DEPT OF HEALTH		20	17	46%	37
MACADAMS HOME HEALTH AGENCY		37			37
ADVANCED MEDICAL GROUP		1	36	97%	37
LOURDES HOSPITAL INC		34	2	6%	36
CYPRESS COVE		34	2	6%	36

COVID-19: testing by laboratory

Data through Dec 18, 2020 verified as of Dec 19, 2020 at 09:25 AM

Data in this report are provisional and subject to change.

The numbers in the table below represent the number of Florida and non-Florida residents for whom test results were received by the Department of Health. A person can be tested by more than one laboratory and can have both positive and negative results. **Therefore, the sum of the numbers in each column will be larger than the total number of people tested.**

Reporting lab	Inconclusive	Negative	Positive	Percent positive	Total
CARITHERS PEDIATRIC GROUP		26	10	28%	36
CHARLES CROFT MD	1	35			36
COOPER FAMILY MEDICAL, PLLC		31	5	14%	36
MEDIQUICK URGENT CARE CENTERS INC			36	100%	36
BVL/LITTLE ANGEL PEDIATRICS		36			36
PORT SAINT LUCIE HOSPITAL		36			36
FAMILY EXTENDED CARE OF SEBRING INC		34	2	6%	36
DOH-WEST PALM BEACH BRANCH LABORATORY		2	34	94%	36
CAPE REGIONAL MEDICAL CENTER		35	1	3%	36
BENTON HOUSE OF ST. JOHNS		36			36
OPPENHEIMER PLASTIC SURGERY LLC		34	2	6%	36
FLORIDA DEPARTMENT OF HEALTH IN CALHOUN COUNTY		22	13	37%	35
ADVENT HEALTH - FISH MEMORIAL		2	33	94%	35
MEDICATION ROOMS-CSU/CI NURSE STATION	1	29	5	14%	35
HR SARASOTA OPERATOR LLC		25	10	29%	35
LAKELAND REGIONAL HEALTH LAKE MIRIAM		3	32	91%	35
ARBOR OAKS AT TYRONE	1	34			35
ROHR HOME		32	3	9%	35
TRADITIONAL HOME HEALTH OF PALM BEACH INC		35			35
BAYSHORE PATHOLOGY		34	1	3%	35
JERICOHO URGENT CARE		32	3	9%	35
P23 LABS		35			35
PALM HARBOR FAMILY PRACTICE & WALK-IN		20	15	43%	35
RIVERSIDE RECOVERY OF TAMPA		34	1	3%	35
IRL		4	31	89%	35
ARBOR TERRACE SAN JOSE LLC		33	1	3%	34
MAINSTREAM DIAGNOSTIC LABORATORY LLC		29	5	15%	34
CENTRA CARE - LAKE NONA		3	31	91%	34
EMERALD COAST BEHAVIORAL HOSPITAL		32	2	6%	34
MOLECULAR DIAGNOSTICS		1	33	97%	34
CORAL GABLES HOSPITAL			34	100%	34
PARAMOUNT WALK-IN CLINIC		1	33	97%	34
MID FLORIDA PATHOLOGY LLC MOBILE UNIT #4		18	16	47%	34
CANTERFIELD OF CLAY COUNTY		33	1	3%	34
CARENOW URGENT CARE - LAKE MARY			33	100%	33
PATRICK AIR FORCE BASE		3	30	91%	33
MINUTECLINIC LLC #3255		26	7	21%	33
MARQUIS LABS, LLC		33			33
SANFORD MOBILE LAB PGA TOUR		32	1	3%	33
AHSE ROP		32	1	3%	33
Surrey Place Healthcare and Rehabilitation		33			33
AYERS NURSING AND REHABILITATION CENTER		33			33
QHC UPSTATE MEDICAL PC		28	5	15%	33
ACCURATE DIAGNOSTIC LAB		32	1	3%	33
PRMG - EAST NAPLES		23	10	30%	33
NEW SMYRNA BEACH URGENT CARE			33	100%	33
ECOLAB GROUP		6	27	82%	33

COVID-19: testing by laboratory

Data through Dec 18, 2020 verified as of Dec 19, 2020 at 09:25 AM

Data in this report are provisional and subject to change.

The numbers in the table below represent the number of Florida and non-Florida residents for whom test results were received by the Department of Health. A person can be tested by more than one laboratory and can have both positive and negative results. **Therefore, the sum of the numbers in each column will be larger than the total number of people tested.**

Reporting lab	Inconclusive	Negative	Positive	Percent positive	Total
ADVENTHEALTH EXPRESS CARE AT WALGREENS 49TH STREET		27	6	18%	33
BOND CLINIC		3	30	91%	33
COOPER FAMILY MEDICAL PLLC		25	8	24%	33
PEDIATRICS IN BREVARD PA- ROCKLEDGE		27	6	18%	33
CHERRY OAK PALM BEACH COUNTY		33			33
KAPG ST AUGUSTINE SENIOR HOUSING OPCO LLC		33			33
Kensington Gardens		33			33
ST. MARYS MEDICAL CENTER		1	32	97%	33
BIOREFERENCE LABORATORIES		3	30	91%	33
FLORIDA DEPARTMENT OF HEALTH IN LIBERTY COUNTY		26	6	19%	32
AMERICAN HOUSE COCONUT POINT		30	2	6%	32
WESTMINSTER ST AUGUSTINE		32			32
COLLIER HMA PHYSICIAN MANAGEMENT LLC		26	6	19%	32
PHYSICIAN ASSOCIATES LLC		26	6	19%	32
ADVENTIST HEALTH SYSTEM FLORIDA		25	7	22%	32
SUSANNA WESLEY HEALTH CENTER		29	3	9%	32
ST AUGUSTINE PEDIATRIC ASSOC		30	2	6%	32
QUICK CARE MED LLC		26	6	19%	32
BIOFIRE		7	25	78%	32
PENSACOLA PEDIATRICS, PA		27	5	16%	32
MISSION OAKS ASSISTED LIVING□		31	1	3%	32
OPIS COQUINA CENTER		32			32
AZALEA TRACE PHYSICIAN SERVICES		32			32
Palm Garden of Largo		32			32
SH HERON EAST LLC□		32			32
HOLZER HEALTH CENTER			32	100%	32
DOH		17	15	47%	32
RASHDA ALBIBI M.D. P.A.		30	2	6%	32
NORTH FLORIDA SPINE AND WELLNESS		28	4	13%	32
STEWARD SEBASTIAN RIVER MEDICAL CENTER		27	5	16%	32
MEDLOGIC LABORATORIES		3	29	91%	32
CEDAR CREEK AT KINGS BAY INC		32			32
NORTH FLORIDA INTERNAL MEDICINE PA		25	6	19%	31
MIAMI VA HEALTHCARE SYSTEM			31	100%	31
DISCOVERY COMMONS AT BRADENTON		31			31
SEMINOLE TRIBE OF FLORIDA		23	8	26%	31
BROOKDALE PALMER RANCH	1	30			31
NIGHT LITE PEDIATRICS URGENT CARE CENTER			31	100%	31
GRAND OAKS OF JENSEN BEACH LLC□		31			31
life Care Center of Melbourne		17	14	45%	31
Palms at Ponte Vedra Assisted Livning and Memory Care		30	1	3%	31
IMA MEDICAL GROUP		21	10	32%	31
MAGNOLIA FAMILY URGENT CARE		29	2	6%	31
BEACHES PEDIATRICS PA		30	1	3%	31
REDI-MED WALK IN FAMILY CLINIC			31	100%	31
AU HEALTH		26	5	16%	31
BAYFRONT MEDICAL		23	8	26%	31

COVID-19: testing by laboratory

Data through Dec 18, 2020 verified as of Dec 19, 2020 at 09:25 AM

Data in this report are provisional and subject to change.

The numbers in the table below represent the number of Florida and non-Florida residents for whom test results were received by the Department of Health. A person can be tested by more than one laboratory and can have both positive and negative results. **Therefore, the sum of the numbers in each column will be larger than the total number of people tested.**

Reporting lab	Inconclusive	Negative	Positive	Percent positive	Total
MALCOM RANDALL DEPT OF VAMC			31	100%	31
VILLAGE ON THE ISLE☐		27	4	13%	31
MANOR CARE OF PALM HARBOR		31			31
CRANE CENTER		22	9	29%	31
NEOGENOMICS LABORATORIES INC		31			31
GRAND ST PAUL CVS		31			31
IPSUM DIAGNOSTICS		3	28	90%	31
MINUTECLINIC DIAGNOSTIC OF RHODE ISLAND, LLC #1544		30	1	3%	31
MINUTECLINIC LLC #3637		23	8	26%	31
ESCAMBIA COUNTY JAIL		18	13	42%	31
VETERANS HOME			31	100%	31
LabCorp L#09258130 M#09258125		12	18	60%	30
LITTLE NECK URGENT CARE		29	1	3%	30
CARDIOLOGY AND MEDICINE ASSOCIATES		26	4	13%	30
PERSONAL PEDIATRICS		27	3	10%	30
REGENCY PARK ASSISTED LIVING FACILITY		29	1	3%	30
METRO KNOXVILLE HMA		25	5	17%	30
FLORIDA HEALTH CARE DELAND			30	100%	30
ADVENT HEALTH EXPRESS CARE		3	27	90%	30
BARKLEY PLACE		30			30
ADVENT HEALTH CENTRA CARE - APOPKA NORTH		10	20	67%	30
SUNRISE URGENT CARE ASSOCIATES LLC D/B/A	1	13	16	53%	30
AMEERAH LABS			30	100%	30
WEST ISLIP URGENT CARE		30			30
QUALITY URGENT CARE AND WELLNESS		23	7	23%	30
NORTHWELL HEALTH PLAINVIEW HOSPITAL LABORATORY		24	6	20%	30
PHOSPHORUS DIAGNOSTICS		27	3	10%	30
PECONIC BAY MEDICAL CENTER LABORATORY		24	6	20%	30
HERITAGE WATERSIDE		27	3	10%	30
TITUSVILLE FAMILY PRACTICE		14	15	52%	29
P4CLINICAL	3	2	24	83%	29
LCS SANDHILL COVE LLC DBA		28	1	3%	29
HAWTHORN HOUSE☐		25	4	14%	29
JACKSON HEALTH SYSTEM		1	28	97%	29
UNIV OF ROCHESTER-STRONG MEMORIAL HOSP		28	1	3%	29
TRADITIONAL HOME CARE INC		29			29
JACKSONVILLE UNIVERSITY		27	2	7%	29
OAK MANOR NURSING HOME		28	1	3%	29
BUECHELE DENTAL PA DBA CLERMONT FAMILY DENTISTRY		25	4	14%	29
BELVEDERE COMMONS OF SUN CITY CENTER☐		29			29
WUESTHOFF MEMORIAL HOSPITAL			29	100%	29
WESTWOOD NURSING AND REHABILITATION		28	1	3%	29
CENTRA CARE - DR. PHILLIPS		1	28	97%	29
AMERICAN HOUSE SENIOR LIVING		29			29
COMPREHENSIVE CHILDCARE		23	6	21%	29
PRINCETON VILLAGE☐		26	3	10%	29
IMA MEDICAL GROUP POINCIANA		14	15	52%	29

COVID-19: testing by laboratory

Data through Dec 18, 2020 verified as of Dec 19, 2020 at 09:25 AM

Data in this report are provisional and subject to change.

The numbers in the table below represent the number of Florida and non-Florida residents for whom test results were received by the Department of Health. A person can be tested by more than one laboratory and can have both positive and negative results. **Therefore, the sum of the numbers in each column will be larger than the total number of people tested.**

Reporting lab	Inconclusive	Negative	Positive	Percent positive	Total
MINUTECLINIC LLC #1807		24	5	17%	29
NEMOURS CHILDREN'S CLINIC		22	7	24%	29
KINDRED HOSPITAL MELBOURNE		29			29
KINDRED AT HOME		23	6	21%	29
FHMG- FLORIDA HOSPITAL MEDICAL GROUP		20	8	29%	28
APOLLOMDX LABS		9	19	68%	28
ADVANCED MEDICAL OF NAPLES LLC			28	100%	28
EC OPCO CARROLLWOOD LLC		22	6	21%	28
FERN PARK DEVELOPMENTAL CENTER			28	100%	28
EC OPCO PENSACOLA, LLC		28			28
MAUREEN OROURKE-FUTEY			28	100%	28
BALMORAL TENANT SERVICES INC		28			28
NIGHT LITE PEDIATRICS CENTER LLC		8	20	71%	28
PINELLAS COUNTY JAIL			28	100%	28
MEDICAL CONSULTANTS OF FLORIDA LLC		27	1	4%	28
ACTIVE SENIOR LIVING		26	2	7%	28
LONGLEAF DIAGNOSTIC LABORATORIES		3	25	89%	28
ELLENTON PEDIATRICS PA		25	3	11%	28
SOUTHERN LABORATORY		6	22	79%	28
PALM GARDEN OF JACKSONVILLE		27	1	4%	28
PORT ST LUCIE HOSPITAL		25	3	11%	28
LAKELAND NURSING AND REHABILITATION CENTER			27	100%	27
SUNCOAST LABS			27	100%	27
TAYLORVILLE FAMILY MEDICINE		20	7	26%	27
PLAINVIEW URGENT CARE		26	1	4%	27
ARIZONA DEPARTMENT OF HEALTH SERVICES			27	100%	27
CDC		17	10	37%	27
HOLISTIC PEDIATRICS GROUP LLC		25	2	7%	27
MARTIN ACQUISITION 1 LLC DBA		27			27
EXPRESS CARE OF BELLEVIEW		27			27
UCLA HEALTHCARE CLINICAL LABS		23	4	15%	27
GOOD HEARTS COVID TESTING		8	19	70%	27
OAKTREE HEALTHCARE			27	100%	27
SOLARIS HEALTHCARE BAYONET POINT		26	1	4%	27
EVERLYWELL		15	12	44%	27
CONNECTICUT DEPARTMENT OF HEALTH		22	5	19%	27
Heartland Health Care Center North Sarasota		17	10	37%	27
EDEN AT CRESTVIEW		12	15	56%	27
VENICE REGIONAL MEDICAL CENTER BAYFRONT HEALTH		7	20	74%	27
MAINSTREET FAMILY URGENT CARE		1	26	96%	27
WILLOWBROOKE COURT AT ST ANDREWS ESTATES		22	4	15%	26
CENTRA CARE - SAND LAKE		1	25	96%	26
LINCOLN DIAGNOSTIC LAB		25	1	4%	26
HERNANDO COUNTY FIRE RESCUE DISTRICT		11	15	58%	26
COASTAL INTERNAL MEDICINE		21	5	19%	26
NORTH FLORIDA PEDIATRICS		25	1	4%	26
HEALTH FIRST - VIERA HOSPITAL		1	25	96%	26

COVID-19: testing by laboratory

Data through Dec 18, 2020 verified as of Dec 19, 2020 at 09:25 AM

Data in this report are provisional and subject to change.

The numbers in the table below represent the number of Florida and non-Florida residents for whom test results were received by the Department of Health. A person can be tested by more than one laboratory and can have both positive and negative results. **Therefore, the sum of the numbers in each column will be larger than the total number of people tested.**

Reporting lab	Inconclusive	Negative	Positive	Percent positive	Total
LOOP PEDIATRICS		22	4	15%	26
FAST TRACK URGENT CARE CENTER - SEMINOLE			26	100%	26
THE MINIER URGENT CARE		20	6	23%	26
UNION MEDICAL CARE		26			26
ADVENT HEALTH PARTIN SETTLEMENT HEALTH PARK		18	8	31%	26
MONCRIEF ARMY HEALTH CLINIC			26	100%	26
PALM BAY HOSPITAL			26	100%	26
SANTA BARBARA CARE CENTER		16	10	38%	26
SUMMIT MEDICAL GROUP PA		26			26
HOSPICE OF THE EMERALD COAST INC - PANAMA CITY		26			26
CDR MAGUIRE - MIAMI BEACH CC MISSION 17388		2	23	92%	25
UNIPATH		18	7	28%	25
RENAISSANCE AT THE TERRACES		25			25
ST. CLOUD HOSPITAL		20	5	20%	25
BAY COUNTY SHERIFFS OFFICE JAIL FACILITY		21	4	16%	25
MED ONE AT SAINT AUGUSTINE		20	5	20%	25
FAMILY CARE PARTNERS		15	10	40%	25
MINUTE CLINIC INCORPORATE		20	5	20%	25
WAVE CREST HEALTH AND REHABILITATION CENTER		25			25
ARCPPOINT LABS OF FORT LAUDERDALE		25			25
HOSPICE OF ST FRANCIS INC		24	1	4%	25
PENSACOLA DEVELOPMENTAL CENTER		9	16	64%	25
ADVENT HEALTH CENTRA CARE - LAKE BUTLER BOULEVARD			25	100%	25
PRACTICE MANAGEMENT OF AMERICA, INC.		3	22	88%	25
RJ LEE GROUP	1	23	1	4%	25
SUNTREE INTERNAL MEDICINE		25			25
CDR MAGUIRE INC	1	2	22	88%	25
SANITAS		4	21	84%	25
WOMENS CARE FLORIDA LABORATORY		25			25
TRUGENX		1	23	96%	24
GRAMERCY PARK URGENT CARE		24			24
LABORATORY DYNAMICS		20	4	17%	24
BROOKDALE JENSEN BEACH		24			24
SENIOR HEALTH OF WINTER PARK DUNDEE		24			24
COURTYARDS OF ORLANDO		24			24
WATERCREST ST LUCIE WEST		23	1	4%	24
WELLNOW URGENT CARE		23	1	4%	24
PORT SAINT JOHN FAMILY PRACTICE		18	6	25%	24
MEDRITE URGENT CARE		16	8	33%	24
RESEARCH CENTERS OF AMERICA, LLC		19	5	21%	24
SEVEN HILLS HEALTH AND REHABILITATION CENTER		24			24
NADAL PEDIATRICS		23	1	4%	24
UNION MEDICAL CARE PLLC		24			24
THE CHAPPEL GROUP RESEARCH		24			24
CHAMBREL AT ISLAND LAKE		23	1	4%	24
KINDRED HOSPITAL NORTH FLORIDA		22	2	8%	24
MEDCOMP SCIENCES			24	100%	24

COVID-19: testing by laboratory

Data through Dec 18, 2020 verified as of Dec 19, 2020 at 09:25 AM

Data in this report are provisional and subject to change.

The numbers in the table below represent the number of Florida and non-Florida residents for whom test results were received by the Department of Health. A person can be tested by more than one laboratory and can have both positive and negative results. **Therefore, the sum of the numbers in each column will be larger than the total number of people tested.**

Reporting lab	Inconclusive	Negative	Positive	Percent positive	Total
HERITAGE OAKS ASSISTED LIVING & MEMORY CARE		20	4	17%	24
LAKE CITY VA MEDICAL CENTER			24	100%	24
CITYMD OF MANAHAWKIN		22	2	8%	24
GREENLEAF ALF		24			24
AFTER HOURS PEDIATRICS			24	100%	24
STATEN ISLAND UNIVERSITY HOSPITAL-POUCH		24			24
LAKE HOWELL FAMILY MEDICINE ASSOCIATES		18	6	25%	24
WESTMINSTER WOODS ON JULINGTON CREEK		22	2	8%	24
University Hills health and Rehabilitation		15	9	38%	24
MINUTE CLINIC LLC #2216		23	1	4%	24
LONG ISLAND JEWISH MED CTR		23	1	4%	24
WHITE WILSON MEDICAL CENTER PA - NAVARRE			24	100%	24
INTERNAL MEDICINE ASSOCIATES PA		22	2	8%	24
AVENTIS BIO-SERVICES CTL		24			24
FLORIDA HEALTH CARE PLANS INC		1	23	96%	24
KINDRED HOSPITAL - SOUTH FLORIDA		24			24
MADWAR		19	5	21%	24
MINUTECLINIC DIAGNOSTIC OF RHODE ISLAND, LLC #212		23			23
MINUTECLINIC LLC #3748		19	4	17%	23
HARMONY CLINIC		1	22	96%	23
Mt Sinai Aventura			23	100%	23
PENSACOLA PEDIATRICS - PACE		16	7	30%	23
HENNEPIN COUNTY MEDICAL CENTER (HCMC)		12	11	48%	23
UF HEALTH NORTH JACKSONVILLE			23	100%	23
CARE ONE OF FLORIDA		8	15	65%	23
NOBLE SENIOR LIVING		3	20	87%	23
UNIVERSITY HILLS HEALTH AND REHABILITATION CENTER		18	5	22%	23
EGL GENETIC DIAGNOSTICS		1	22	96%	23
CENTRAL FLORIDA PEDIATRICS		13	10	43%	23
WHOLE FAMILY HEALTH CENTER INC		17	6	26%	23
DEVELOPMENTAL DISABILITIES DEFENDANT PROGRAM		23			23
ISLAND COAST PEDIATRICS PA		22	1	4%	23
LEVY COUNTY DEPARTMENT OF HEALTH		19	4	17%	23
STEWART MEDICAL GROUP, INC		17	6	26%	23
PARK WEST MEDICAL CENTER		22	1	4%	23
THE TERRACE OF JACKSONVILLE		3	20	87%	23
MOOSEHAVEN HEALTH CENTER		12	11	48%	23
PORT CHARLOTTE REHABILITATION CENTER		20	3	13%	23
WEST VOLUSIA FAMILY AND SPORTS MEDICINE		23			23
SOLARIS SENIOR LIVING OF MERRITT ISLAND		23			23
BONIFAY NURSING AND REHAB CENTER			22	100%	22
KEY PRIMARY CARE			22	100%	22
TARPON BAYOU CENTER			22	100%	22
FLORIDA PEDIATRICS		6	16	73%	22
MAKO MEDICAL		14	8	36%	22
MILLENNIUM PHYSICIAN GROUP LLC		18	4	18%	22
LAFAYETTE NURSING AND REHABILITATION CENTER		22			22

COVID-19: testing by laboratory

Data through Dec 18, 2020 verified as of Dec 19, 2020 at 09:25 AM

Data in this report are provisional and subject to change.

The numbers in the table below represent the number of Florida and non-Florida residents for whom test results were received by the Department of Health. A person can be tested by more than one laboratory and can have both positive and negative results. **Therefore, the sum of the numbers in each column will be larger than the total number of people tested.**

Reporting lab	Inconclusive	Negative	Positive	Percent positive	Total
SARASOTA MEMORIAL NURSING & REHABILITATION CTR		22			22
WUESTHOFF MEDICAL CENTER-MELBOURNE			22	100%	22
FHMG-FLORIDA HOSPITAL MEDICAL GROUP		19	3	14%	22
TEN HEALTHCARE		6	16	73%	22
FIRST CHOICE PEDIATRICS LOOP		20	2	9%	22
SUNQUEST		3	19	86%	22
ADVENT HEALTH - LAKE MARY PEDIATRICS		15	7	32%	22
PULMONARY SPECIALISTS OF THE PALM BEACHES		15	7	32%	22
MOBILE DIVISION LABORATORY		7	15	68%	22
BRENTWOOD RETIREMENT COMMUNITY		20	2	9%	22
BROOKDALE UNIVERSITY HOSPITAL		21	1	5%	22
WARDE MEDICAL LABORATORY		15	7	32%	22
MADISON COUNTY MEMORIAL HOSP		12	10	45%	22
APOLLO SURGERY CENTER		20	2	9%	22
DIACARTA INC.		22			22
PRECISION HEALTH SOLUTIONS		12	10	45%	22
STUART LODGE LIVING LLC		4	18	82%	22
BAPTIST HEALTH SOUTH FLORIDA - WEST BOCA URGENT CARE			22	100%	22
ROCKLEDEGE REGIONAL MEDICAL CENTER		17	5	23%	22
PATHGROUP			21	100%	21
WINDERMERE MEDICAL CENTER		18	3	14%	21
ISLAND URGENT CARE PLLC		21			21
MONTEFIORE NEW ROCHELLE HOSPITAL		20	1	5%	21
BOCA BIOLISTIC REFERENCE LAB			21	100%	21
MAGNOLIA MEDICAL CLINIC		1	20	95%	21
VASSAR BROTHERS MEDICAL CENTER LABORATORY		20	1	5%	21
BRISTOL AT TAMPA, THE		20	1	5%	21
GASTROENTEROLOGY ASSOCIATES OF PENSACOLA PA		20	1	5%	21
STATE LAB		2	19	90%	21
BISHOP GRADY VILLAS		21			21
ST JUDE CHILDRENS RESEARCH HOSPITAL		21			21
CROSS CITY REHABILITATION AND HEALTH CARE CENTER		21			21
WEST		14	7	33%	21
CLINICAL PATHOLOGY LABORATORIES SOUTHEAST			21	100%	21
RIVERHEAD URGENT CARE		21			21
FELICIDAD MEDICAL CENTER			21	100%	21
WESTPAC LABS		1	20	95%	21
NURSES HELPING HANDS INC ALF		21			21
PANCARE HEALTH - BONIFAY K-8			21	100%	21
SEA PINES REHABILITATION HOSPITAL		21			21
FLORIDA MEDICAL CLINIC LLC		20	1	5%	21
WILLOW BROOKE COURT AT AZALEA TRACE		20			20
TUKA PEDIATRICS		1	19	95%	20
FLORIDA HOSPITAL LABS		11	9	45%	20
Wiregrass Rehabilitation Center and Nursing Home		20			20
ROYAL PALM SENIOR RESIDENCE		20			20
HEARTLAND HEALTHCARE AND REHAB CENTER			20	100%	20

COVID-19: testing by laboratory

Data through Dec 18, 2020 verified as of Dec 19, 2020 at 09:25 AM

Data in this report are provisional and subject to change.

The numbers in the table below represent the number of Florida and non-Florida residents for whom test results were received by the Department of Health. A person can be tested by more than one laboratory and can have both positive and negative results. **Therefore, the sum of the numbers in each column will be larger than the total number of people tested.**

Reporting lab	Inconclusive	Negative	Positive	Percent positive	Total
VALENCIA HOUSE ALF		20			20
GOOD SAMARITAN HOSPITAL LABORATORY		17	3	15%	20
UNIVERSITY HOSPITAL		17	3	15%	20
POINT OF CARE CLINICS PRIMARY CARE		20			20
NORTH CAROLINA DEPARTMENT OF HEALTH & HUMAN SERVICES			20	100%	20
HOSPICE OF MARTIN & ST LUCIE, INC		20			20
JAMAICA HOSPITAL MEDICAL CENTER		19	1	5%	20
RENAISSANCE SENIOR LIVING	1	19			20
CL BRUMBACK PRIMARY CARE CLINIC LANTANA		2	18	90%	20
ARDEN COURTS OF WINTER SPRINGS		18	2	10%	20
MENORAH HOUSE		19	1	5%	20
MAIMONIDES-SHALOM ACADEMY, INC		19	1	5%	20
UPMC CHAUTAUQUA AT WCA LABORATORY		19	1	5%	20
GRAND OAKS OF PALM CITY LLC	1	18	1	5%	20
ROCKLEDGE FAMILY HEALTH			20	100%	20
LABORATORY ALLIANCE OF CENTRAL NEW YORK		19	1	5%	20
UNIVERSITY MEDICAL CTR OF PRINCETON AT		18	2	10%	20
HUNT CLUB PEDIATRIC ASSOCIATES LLC		19	1	5%	20
MEDICAL EXPRESS CORP		18	2	10%	20
HEALTHY MINORS, LLC.		20			20
BAY PEDIATRICS PA		18	2	10%	20
RADIOLOGY ASSOCIATES OF VENICE AND ENGLEWOOD		19	1	5%	20
PHYSICIANS STAT		1	19	95%	20
PREMISE HEALTH MIA			20	100%	20
JA POC MANUAL SUBSECTION		20			20
INTERNATIONAL MEDICAL LABORATORY		20			20
HENDRY REGIONAL CORPORATE HEALTH			20	100%	20
FINLAY C. LABORATORY		3	17	85%	20
POARCH BANC CREEK INDIANS TRIBAL HEALTH DEPARTMENT			20	100%	20
NIGHT LITE PEDIATRIC CENTER		10	10	50%	20
CARENOW - DOWNTOWN NORTH GULCH		20			20
ADVENT HEALTH PRIMARY CARE PLUS, WINTER GARDEN		16	4	20%	20
TGH MEDICAL GROUP LABORATORY CARROLLWOOD			20	100%	20
REDITUS LABORATORIES			20	100%	20
MED HEALTH SERVICES		18	1	5%	19
ESOTERIX GENETIC LABORATORIES		16	3	16%	19
STONE WASH CLINICAL LABORATORIES		2	17	89%	19
220 GOLDEN, LLC		19			19
MAYO CLINIC JACKSONVILLE			19	100%	19
WOLFF CTR FOR CHILD & ADOLESCENT HEALTH PLLC,THE		17	2	11%	19
BETHUNE-COOKMAN UNIVERSITY		1	18	95%	19
HARBORCHASE OF WELLINGTON CROSSING		18	1	5%	19
BAY PINES MEDICAL ASSOCIATES		1	18	95%	19
MINUTECLINIC, LLC #08366		15	4	21%	19
SEVEN RIVERS REGIONAL MEDICAL CENTER		5	14	74%	19
ENGLEWOOD HOSPITAL AND MEDICAL CENTER		15	4	21%	19
KINDRED HOSPITAL-BAY AREA-ST PETERSBURG LAB		19			19

COVID-19: testing by laboratory

Data through Dec 18, 2020 verified as of Dec 19, 2020 at 09:25 AM

Data in this report are provisional and subject to change.

The numbers in the table below represent the number of Florida and non-Florida residents for whom test results were received by the Department of Health. A person can be tested by more than one laboratory and can have both positive and negative results. **Therefore, the sum of the numbers in each column will be larger than the total number of people tested.**

Reporting lab	Inconclusive	Negative	Positive	Percent positive	Total
MINUTECLINIC LLC #3648		15	4	21%	19
FAMILY MEDICAL CARE OF PALM BEACH			19	100%	19
LAB INTERMARKET FACILITY LAB		1	18	95%	19
STEWARD ROCKLEDGE HOSPITAL			19	100%	19
MOBILE MEDICAL ASSOCIATES PL		9	10	53%	19
JEFFERSON K-12, A SOMERSET SCHOOL- CLINIC		16	3	16%	19
BULLS HEAD URGENT CARE		19			19
CENTRAL FLORIDA HEALTH CARE INC		2	17	89%	19
Golfview Healthcare Center		19			19
TGH URGENT CARE - RIVERVIEW			19	100%	19
WASHINGTON COUNTY HEALTH DEPARTMENT		10	9	47%	19
BAYVIEW MEDICAL		19			19
VETERANS AFFAIRS MEDICAL CENTER - NEW YORK HARBOR		18	1	5%	19
FLORIDA DEPARTMENT OF HEALTH IN TAYLOR COUNTY		16	3	16%	19
INTEGRATED REGIONAL LABORATORIES - LARGO			19	100%	19
BEEHIVE HOMES OF GULF BREEZE		19			19
THE COMMONWEALTH OF MASSACHUSETTS			19	100%	19
CROSSWINDS HEALTH AND REHABILITATION CENTER		19			19
ERDOX		18	1	5%	19
INTERCOASTAL MEDICAL GROUP			19	100%	19
AMERICAN ESOTERIC LABORATORIES		5	14	74%	19
MADISON COUNTY MEMORIAL HOSPITAL LABORATORY		14	5	26%	19
MARATHON HEALTH FOR LIFE		16	2	11%	18
GENESIS DERMATOLOGY		16	2	11%	18
STETSON UNIVERSITY STUDENT HEALTH CENTER		3	15	83%	18
NOVANT HEALTH		14	4	22%	18
WALK IN MEDICAL URGENT CARE		18			18
JOHNS HOPKINS CHILDREN'S HOSPITAL			18	100%	18
GREEN GABLES ASSISTED LIVING FACILITY		18			18
SOUTHSIDE HOSPITAL NORTHWELL HEALTH LABORATORY		17	1	6%	18
HARTFORD HOSPITAL ANCILLARY LAB		17	1	6%	18
TPCA CLINICAL LABORATORIES		15	3	17%	18
MADISON CORE LABORATORIES		17	1	6%	18
DAVID LAWRENCE CENTER		15	3	17%	18
FAMILY CARE CYPRESS CREEK		1	17	94%	18
MORTON PLANT HOSPITAL NURSING			18	100%	18
FLORIDA COMMUNITY HEALTH CENTER OF ST. LUCIE		1	17	94%	18
EGLIN AFB		9	9	50%	18
ST PETER'S BENDER LABORATORY		18			18
QUALITY URGENT CARE AND WELLNESS PL		17	1	6%	18
MOORINGS PARK OAKSTONE AT GREY OAKS		17	1	6%	18
BROWARD HEALTH IMPERIAL POINT NURSING			18	100%	18
GENERAL INTERNAL MEDICINE MEDICAL CTR CLINIC		13	5	28%	18
XPRESS WELLNESS URGENT CARE			18	100%	18
ACCESS 365 URGENT CARE		7	11	61%	18
RESIDENCE AT BAY VUE		18			18
CLERMONT ADVENTHEALTH CENTRA CARE			18	100%	18

COVID-19: testing by laboratory

Data through Dec 18, 2020 verified as of Dec 19, 2020 at 09:25 AM

Data in this report are provisional and subject to change.

The numbers in the table below represent the number of Florida and non-Florida residents for whom test results were received by the Department of Health. A person can be tested by more than one laboratory and can have both positive and negative results. **Therefore, the sum of the numbers in each column will be larger than the total number of people tested.**

Reporting lab	Inconclusive	Negative	Positive	Percent positive	Total
JACKSON NORTH MEDICAL CENTER		2	16	89%	18
LINCOLN MEDICAL AND MENTAL HEALTH CENTER		17	1	6%	18
CVS			18	100%	18
MINUTE CLINIC, LLC DBA MINUTECLINIC #4505		17	1	6%	18
TOTAL RENAL LABORATORIES INC		13	5	28%	18
MORTON PLANT			18	100%	18
STEWARD MEDICAL GROUP INC			18	100%	18
NORTH PINELLAS CHILDRENS MEDICAL CENTER			17	100%	17
HOLY NAME HOSPITAL LABORATORY		16	1	6%	17
WINTER PARK FAMILY PRACTICE LLC		17			17
SUNSHINE URGENT CARE LLC			17	100%	17
MICHIGAN DEPARTMENT OF HEALTH AND HUMAN SERVICES			17	100%	17
CLERMONT URGENT CARE			17	100%	17
CARE CENTERS OF NASSAU		16	1	6%	17
COLORADO DEPARTMENT OF HEALTH LABORATORY SERVICES DIVISION			17	100%	17
Coastal Health and Rehabilitation Center		16	1	6%	17
CONSOLIDATED LAB SERVICES		8	9	53%	17
CARESPOT		1	16	94%	17
PUBLIC SQUARE PHARMACY LLC		15	2	12%	17
CHIPOLA MEDICAL ASSOCIATES		2	15	88%	17
CAREMED INTERNAL MEDICINE			17	100%	17
WALGREEN EASTERN CO, INC		17			17
ST. JUDES LABORATORIES		12	5	29%	17
UVMCM MICROBIOLOGY		16	1	6%	17
COAST MED URGENT CARE		16	1	6%	17
ESTATES MEDICAL CENTER		12	5	29%	17
NORTH FLORIDA PEDIATRICS - JACKSONVILLE		15	2	12%	17
COLONY CARE CENTER		9	8	47%	17
The Care Center at Pinellas Park		14	3	18%	17
LONG TERM CARE OF GULF BREEZE LLC		17			17
AMMON ANALYTICAL LABORATORIES		15	2	12%	17
DCH REGIONAL MEDICAL CENTER LABORATORY		16	1	6%	17
Cleveland Clinic Laboratories		4	13	76%	17
Life Care Center at Inverrary		17			17
KIVA AT CANTERBURY			17	100%	17
ASCENSION ST VINCENT'S PRIMARY CARE			17	100%	17
LAKE GIBSON VILLAGE, LLC		17			17
EDWARD J HEALEY REHAB & NURSING CENTER		17			17
WASHINGTON REHAB AND NURSING		17			17
CRUCIAL CARE		10	6	38%	16
ST ELIZABETH MEDICAL CENTER LABORATORY		15	1	6%	16
FAST TRACK URGENT CARE CENTER - TYRONE			16	100%	16
ALL FLORIDA FAMILY & SPORTS MEDICINE		15	1	6%	16
PRIME CARE ONE LLC/HARBORCHASE OF VENICE			16	100%	16
URGENT CARE WEST CLINIC		14	2	13%	16
HEALTH CENTRAL HOSPITAL			16	100%	16
NO NAME		8	8	50%	16

COVID-19: testing by laboratory

Data through Dec 18, 2020 verified as of Dec 19, 2020 at 09:25 AM

Data in this report are provisional and subject to change.

The numbers in the table below represent the number of Florida and non-Florida residents for whom test results were received by the Department of Health. A person can be tested by more than one laboratory and can have both positive and negative results. **Therefore, the sum of the numbers in each column will be larger than the total number of people tested.**

Reporting lab	Inconclusive	Negative	Positive	Percent positive	Total
WHITE WILSON MEDICAL CENTER IMMEDIATE CARE			16	100%	16
PANCARE HEALTH - FREEPORT CLINIC SUITE B		14	2	13%	16
HERNANDO ENDOSCOPY AND SURGERY CENTER		14	2	13%	16
SPRING MANOR ASSISTED LIVING		16			16
ADVENT HEALTH CENTRA CARE - LAKE BUENA VISTA			16	100%	16
INTERNAL MEDICINE ASSOCIATES & SPECIALTIES INC		15	1	6%	16
FLAGLER HOSPITAL INC	2		14	88%	16
MED PLUS FLORENCE		12	4	25%	16
HARMONY HEALTH OPCO, LLC		15	1	6%	16
MEDEXPRESS - BLOOMIN BRANDS		4	12	75%	16
SRMC AVALON		9	7	44%	16
CHILDREN'S MEDICAL CENTER			16	100%	16
XERA MED RESEARCH			16	100%	16
RITECARE MEDICAL CENTER			16	100%	16
BROOKWOOD BAPTIST MEDICAL CENTER		15	1	6%	16
RIVERWOOD HEALTH NH LLC		16			16
MILLENNIUM PHYSICIAN GRP LLC NAPLES PINE RIDGE			16	100%	16
MINUTE CLINIC DIAGNOSTIC OF SC, LLC #75		15	1	6%	16
ASURANCE SCIENTIFIC LABORATORIES		16			16
OPTUMCARE FLORIDA LLC		1	15	94%	16
URGENT CARE CLINIC OF LINCOLN		14	2	13%	16
CSL PLASMA INC		3	13	81%	16
MINUTECLINIC DIAGNOSTIC OF TEXAS, LLC		16			16
INTERNAL MEDICINE & PEDIATRICS OF TAMPA BAY PA		10	6	38%	16
BONIFAY NURSING AND REHABILITATION CENTER			16	100%	16
NORTH CENTRAL BRONX HOSPITAL		15	1	6%	16
COUNTY OF LOS ANGELES			16	100%	16
APOLLO HEALTH & REHABILITATION		11	5	31%	16
SAMFORD UNIVERSITY HEALTH SERVICES		15	1	6%	16
DALE MEDICAL CENTER		10	5	33%	15
ALL PEDIATRIC CARE			15	100%	15
FAMILY CARE CENTER OF ARLINGTON		10	5	33%	15
WALGREENS COVID-19		14	1	7%	15
PINES NURSING HOME		14	1	7%	15
DIATHERIX		13	2	13%	15
INNOVATION CLINICAL TRIALS, INC			15	100%	15
HELIX DIAGNOSTICS			15	100%	15
KEY WEST MEDICAL CENTER	1	14			15
FLAGLER HOSPITAL LABORATORY		2	13	87%	15
ARTHREX MEDICAL CENTER		10	5	33%	15
PALMETTO PEDIATRICS			15	100%	15
VITAS HEALTHCARE CORP OF FLORIDA		15			15
BRIDGEVIEW CENTER LLC		12	3	20%	15
ADVENT HEALTH - ZEPHYRHILLS			15	100%	15
JACOBI MEDICAL CENTER		15			15
ANDALUSIA HEALTH		7	8	53%	15
ALAN A SMITH MD LLC		14	1	7%	15

COVID-19: testing by laboratory

Data through Dec 18, 2020 verified as of Dec 19, 2020 at 09:25 AM

Data in this report are provisional and subject to change.

The numbers in the table below represent the number of Florida and non-Florida residents for whom test results were received by the Department of Health. A person can be tested by more than one laboratory and can have both positive and negative results. **Therefore, the sum of the numbers in each column will be larger than the total number of people tested.**

Reporting lab	Inconclusive	Negative	Positive	Percent positive	Total
UAH STUDENT HEALTH CENTER		10	5	33%	15
HODGES CLUSTER		2	13	87%	15
TALLAHASSEE DEVELOPMENTAL CENTER☐		15			15
ERIC C MARSHAL MD, PC DBA MINUTECLINIC		14	1	7%	15
ST CATHERINE OF SIENA HOSPITAL		14	1	7%	15
DESOTO PALMS ALF		15			15
MILTON 4707		15			15
UM MILLER SCHOOL OF MEDICINE			15	100%	15
GLEN COVE HOSPITAL		15			15
EMERGENCY PHYSICIANS MEDICAL CENTER LLC		6	9	60%	15
REGENEXX TAMPA BAY		13	2	13%	15
WEST BROWARD CARE CENTER		14	1	7%	15
EASTLAKE PEDIATRICS - TRINITY		15			15
BOZEMAN HEALTH DEACONESS HOSPITAL		12	3	20%	15
HOLLEY-NAVARRE MEDICAL CLINIC		5	10	67%	15
COLONY CLUB ALF,THE		15			15
SPEARHEAD MEDICAL			15	100%	15
PROFESSIONAL PEDIATRICS		14	1	7%	15
NOVANT HEALTH GOHEALTH URGENT CARE-HARRISBURG		8	7	47%	15
CONNECTDX		3	12	80%	15
HARBOUR ISLAND PEDIATRICS		9	6	40%	15
HEALTHCARE NOW			15	100%	15
THE RESIDENCE AT TIMBER PINES		15			15
WEISS PEDIATRIC CARE LLC		14	1	7%	15
LAKE WALES OPERATING GROUP LLC		14	1	7%	15
SINAI HOSPITAL OF BALTIMORE		15			15
BRANDON COMMUNITY HEALTH CENTER		8	7	47%	15
ORLANDO HEALTH		2	13	87%	15
TELEVISIT MALABAR PEDIATRICS		5	10	67%	15
MEDEMERGE		13	1	7%	14
FLORIDA HOSPITAL WINTER GARDEN		13	1	7%	14
A2Z DIAGNOSTICS		14			14
HORIZON ALF		14			14
BOND AND STEELE CLINIC, PA		12	2	14%	14
AURORA DIAGNOSTICS		3	11	79%	14
CARESPOT OF NOCATEE			14	100%	14
PONCE PLAZA NURSING & REHAB CENTER		3	11	79%	14
INTERNAL MEDICINE SPECIALIST		11	3	21%	14
BIO-TECH CLINICAL LABORATORIES INC		14			14
EPIPHANY HEALTH		8	6	43%	14
OKEECHOBEE HEALTHCARE FACILITY			14	100%	14
NORTH FLORIDA MEDICAL CENTER		12	2	14%	14
PROFESSIONAL URGENT CARE SERVICES		12	2	14%	14
THE CANOPY AT HARPER LAKE	1		13	93%	14
NEW YORK PRESBYTERIAN - ALLEN HOSPITAL		14			14
GRAND VILLA OF ST. PETERSBURG		12	2	14%	14
DELAND WELLNESS CENTER			14	100%	14

COVID-19: testing by laboratory

Data through Dec 18, 2020 verified as of Dec 19, 2020 at 09:25 AM

Data in this report are provisional and subject to change.

The numbers in the table below represent the number of Florida and non-Florida residents for whom test results were received by the Department of Health. A person can be tested by more than one laboratory and can have both positive and negative results. **Therefore, the sum of the numbers in each column will be larger than the total number of people tested.**

Reporting lab	Inconclusive	Negative	Positive	Percent positive	Total
BOCA SIMON		2	12	86%	14
ASTORIA HEALTH AND REHABILITATION CENTER		13	1	7%	14
ADVANCED URGENT CARE		12	2	14%	14
LIFE CARE CENTER OF JACKSONVILLE			14	100%	14
OSCEOLA ALF OPERATOR, LLC DBA		14			14
POLK CHD BARTOW		13	1	7%	14
HEALTHFIRST ADVENT HEALTH CENTRA CARE COCOA BEACH			14	100%	14
MOBILE DOC FL, LLC		12	2	14%	14
PANCARE HEALTH GULF COUNTY		8	6	43%	14
SIGNATURE HEALTHCARE OF ORANGE PARK		14			14
CINNAMON COVE ALF		14			14
NORTHWESTERN MEMORIAL HOSPITAL			14	100%	14
ALAN L MELOTEK MD		14			14
MARTHA'S HOUSE & ASSISTED LIVING FACILITY		14			14
BENTON HOUSE OF PORT ORANGE		8	6	43%	14
WELLINGTON FAMILY PRACTICE		13	1	7%	14
HUNT CLUB MEDICAL		12	2	14%	14
FORT SANDERS REGIONAL LABORATORY		14			14
EMERITUS AT NAPLES	1	13			14
DYNAMIC DNA LAB		1	12	92%	13
CORE LABORATORY		1	12	92%	13
ESCAMBIA COMMUNITY CLINIC		2	11	85%	13
LONG BEACH URGENT CARE		13			13
EAR NOSE & THROAT ASSOCIATES OF MANATEE PA		13			13
FUNGAL REFERENCE LABORATORY		12	1	8%	13
OPIS ISLAND LAKE CENTER		13			13
CLINICAL LABORATORY SERVICES			13	100%	13
IN-OFFICE LAB		12	1	8%	13
NEWYORK-PRESBYTERIAN/ LAWRENCE HOSPITAL LABORATORY		11	2	15%	13
SYNIVERSE WELLNESS CENTER		11	2	15%	13
ROADS PEDIATRICS,LLC		12	1	8%	13
CLEVELAND CLINIC			13	100%	13
MERCY MEDICAL URGENT CARE CENTER INC		2	11	85%	13
HEALTH MED CENTERS		13			13
REGENCY SQUARE MALL - SEARS		2	11	85%	13
SOUTHEAST FAMILY HEALTHCARE CENTER			13	100%	13
JOSEPH SCHENKER MD PC DBA CENTERS URGENT		11	2	15%	13
MEADOWCREST MOLECULAR DIAGNOSTICS, LLC			13	100%	13
ROBERT WOOD JOHNSON UNIVERSITY HOSP		11	2	15%	13
UNIVERSITY LAB			13	100%	13
SHORE MEMORIAL HOSPITAL		12	1	8%	13
VILLA OF KINGS AND QUEENS OF DELRAY		13			13
FAST TRACK URGENT CARE CENTER - DOWNTOWN		1	12	92%	13
BROOKLYN HOSPITAL CENTER DOWNTOWN CAMPUS		13			13
WIREGRASS CLINIC LLC		11	2	15%	13
PARKWEST MEDICAL CENTER		11	2	15%	13
ROWLETT MIDDLE ACADEMY		11	2	15%	13

COVID-19: testing by laboratory

Data through Dec 18, 2020 verified as of Dec 19, 2020 at 09:25 AM

Data in this report are provisional and subject to change.

The numbers in the table below represent the number of Florida and non-Florida residents for whom test results were received by the Department of Health. A person can be tested by more than one laboratory and can have both positive and negative results. **Therefore, the sum of the numbers in each column will be larger than the total number of people tested.**

Reporting lab	Inconclusive	Negative	Positive	Percent positive	Total
Cross Care Center			13	100%	13
WEINBERG VILLAGE		13			13
FLORIDA STATE HOSPITAL			13	100%	13
ST VINCENT'S EAST		12	1	8%	13
ORLANDO LUTHERAN TOWERS ASSISTED LIVING		13			13
PRIMECARE OF DOTHAN-DALEVILLE CLINIC		11	2	15%	13
LAKE PLACID HEALTH AND REHABILITATION			13	100%	13
NEW YORK METHODIST HOSPITAL		13			13
CANTON-POTSDAM HOSPITAL LABORATORY		13			13
STUART REHABILITATION AND HEALTHCARE		2	11	85%	13
Sunnyside Care Center		13			13
JUST FOR KIDS PEDIATRICS		5	8	62%	13
FORT WALTON BEACH DEVELOPMENTAL CENTER		12	1	8%	13
EASTERN SHORE URGENT CARE		8	4	33%	12
NEMOURS CHILDREN'S URGENT CARE, ORLANDO - WATERFORD LAKES			12	100%	12
BROOKDALE PADDOCK HILLS		12			12
TOTTENVILLE CIRCLE URGENT CARE		12			12
FLORIDA DEPARMENT OF HEALTH CLAY COUNTY			12	100%	12
DEPT OF VA MEDICAL CENTER - BAY PINES			12	100%	12
BROWARD DIALYSIS			12	100%	12
Consulate Health Care of Jacksonville			12	100%	12
PALMS MEDICAL GROUP - LAKE CITY WEST		3	9	75%	12
PREMIER MEDICAL ASSOCIATES ALL FLORIDA LLC		12			12
LONG ISLAND JEWISH VALLEY STREAM		12			12
MASSACHUSETTS GENERAL HOSPITAL		1	11	92%	12
LIFE CARE OF PORT SAINT LUCIE		3	9	75%	12
FAMILY AND INTERNAL MEDICINE AT AVALON PARK		10	2	17%	12
HUDSON VALLEY HOSPITAL CENTER LABORATORY		11	1	8%	12
FLORIDA DEPT OF HEALTH		4	8	67%	12
MI2297090CV HOLLAND-23D2189684		12			12
ST JOSEPH HOSPITAL		11	1	8%	12
IREPERTOIRE_MOL_LAB		12			12
JESSIE TRICE COMMUNITY HEALTH SYSTEM, INC			12	100%	12
VERITAS RESEARCH CORP			12	100%	12
MERIDIAN AT WATERWAYS, THE		10	2	17%	12
APPLE DIAGNOSTICS LAB		5	7	58%	12
BERNHARDT LABORATORIES		3	9	75%	12
MIDDLETOWN MEDICAL P C		5	7	58%	12
MCWHORTER SCHOOL OF PHARMACY		12			12
MEDEXPRESS URGENT CARE - BLOOMINGTON		11	1	8%	12
CARDIOLOGY AND MEDICINE ASSOCIATES INC		12			12
NAPLES GREEN VILLAGE		12			12
PROMEDICA LABORITORIES		11	1	8%	12
SUMMIT MEDICAL GROUP - 75 E NORTHFIELD		10	2	17%	12
MINUTECLINIC DIAGNOSTIC		12			12
WALGREEN		4	8	67%	12
VPA PC LAB		12			12

COVID-19: testing by laboratory

Data through Dec 18, 2020 verified as of Dec 19, 2020 at 09:25 AM

Data in this report are provisional and subject to change.

The numbers in the table below represent the number of Florida and non-Florida residents for whom test results were received by the Department of Health. A person can be tested by more than one laboratory and can have both positive and negative results. **Therefore, the sum of the numbers in each column will be larger than the total number of people tested.**

Reporting lab	Inconclusive	Negative	Positive	Percent positive	Total
MARION PEDIATRICS PA		9	3	25%	12
FLORIDA DEPARTMENT OF HEALTH IN HILLSBOROUGH COUNTY			12	100%	12
GLEN OAKS HEALTH AND REHABILITATION CENTER			12	100%	12
SHELBY COUNTY HEALTH CARE CORPORATION		9	3	25%	12
ACADIAN DIAGNOSTIC LABORATORIES		8	4	33%	12
UR CARE FAMILY AND SPORTS MEDICINE			12	100%	12
BETHESDA HEALTH PHYSICIAN GROUP INC			12	100%	12
THE TERRACE AT IVY ACRES ALF		11	1	8%	12
MELBOURNE FAMILY PRACTICE		11	1	8%	12
TOTAL ACCESS URGENT CARE			12	100%	12
ADVENT HEALTH EXPRESS		9	3	25%	12
LEON CHD		12			12
NCHD		3	9	75%	12
UC HEALTH UNIVERSITY HOSPITAL		10	2	17%	12
FHCP-PORT ORANGE		3	9	75%	12
WORLD WRESTLING ENTERTAINMENT			12	100%	12
ADVENT HEALTH - KISSIMMEE		3	9	75%	12
KRYSTAL BAY NURSING AND REHABILITATION		9	3	25%	12
ORANGE REGIONAL MEDICAL CENTER LABORATORY		10	2	17%	12
MORRIS PARK URGENT CARE		9	3	25%	12
MAITLAND PRIMARY CARE		9	3	25%	12
CALADIUM PEDIATRICS		11	1	8%	12
BARNETT PARK☐			12	100%	12
INSTITUTE OF PATHOLOGY KINGS COUNTY		12			12
BAPTIST MEDICAL CENTER EAST		9	3	25%	12
MARIANNA HEALTH AND REHABILITATION CENTER		12			12
COLORADO DEPARTMENT OF PUBLIC HEALTH AND ENVIRONMENT			11	100%	11
SUMTER PEDIATRICS		11			11
ODYSSEY HEALTHCARE OF MARION COUNTY, LLC		11			11
BRYAN WHITFIELD MEMORIAL HOSPITAL		7	4	36%	11
SUNCOAST URGENT CARE			11	100%	11
CORNERSTONE MEDICAL CARE OF BRANDON PL		9	2	18%	11
BLISS HEALTHCARE SERVICES			11	100%	11
BVL PEDIATRICS		11			11
East Bay Rehabilitation Center		5	6	55%	11
COMPREHENSIVE CHILDCARE ASSOCIATES		8	3	27%	11
BHA CENTRAL COUNTY CLINIC		1	10	91%	11
MIAMI CLINICAL RESEARCH CORP			11	100%	11
WINTER PARK CARE AND REHABILITATION			11	100%	11
ASHTON PLACE	1	10			11
SHELBY BAPTIST MEDICAL CENTER		6	5	45%	11
EPIC REFERENCE LABS INC			11	100%	11
AIM LABORATORIES			11	100%	11
PROHEALTH CARE ASSOCIATES MOBILE		9	2	18%	11
TREASURE COAST URGENT CARE			11	100%	11
CARE FAST MURABELLA		7	4	36%	11
UNIVERSITY CENTRA CARE		10	1	9%	11

COVID-19: testing by laboratory

Data through Dec 18, 2020 verified as of Dec 19, 2020 at 09:25 AM

Data in this report are provisional and subject to change.

The numbers in the table below represent the number of Florida and non-Florida residents for whom test results were received by the Department of Health. A person can be tested by more than one laboratory and can have both positive and negative results. **Therefore, the sum of the numbers in each column will be larger than the total number of people tested.**

Reporting lab	Inconclusive	Negative	Positive	Percent positive	Total
HOSPICE OF THE TREASURE COAST		10	1	9%	11
PSL NAPLES BH OPERATIONS, LLC		11			11
MONTEFIORE ST LUKE'S CORNWALL HOSPITAL		8	3	27%	11
MACKOUL PEDIATRICS FORT MYERS			11	100%	11
MAINSTREET FAMILY SELECT		1	10	91%	11
STATEN ISLAND UNIVERSITY HOSPITAL		11			11
DARDEN WELLNESS CENTER		9	2	18%	11
DMH STEINHATCHEE FAMILY MEDICINE		8	3	27%	11
FIRST CHOICE PEDIATRICS INC		10	1	9%	11
MINUTECLINIC DIAGNOSTICS MEDICAL GROUP		11			11
PRATTVILLE BAPTIST HOSPITAL		9	2	18%	11
NIGHT LITE PEDIATRICS CENTER, LLC		1	10	91%	11
LABCORP BURLINGTON		1	10	91%	11
INNOVATIVE RESEARCH OF WEST FLORIDA		9	2	18%	11
PRIMECARE ACQUISITION FAMILY PRACTICE INC		11			11
THE TRADITION OF THE PALM BEACHES		11			11
LAB UNKNOWN			11	100%	11
FIRSTCARE CLINIC			11	100%	11
M&V SAN JOSE MEDICAL CENTER			11	100%	11
ROYAL CARE OF AVON PARK		9	2	18%	11
OAKMONTE VILLAGE		10	1	9%	11
BAPTIST PRIMARY CARE PONTE VEDRA		6	5	45%	11
INN AT LAKE SEMINOLE SQUARE, THE		11			11
HOWARD BEACH URGENT CARE		11			11
ELITE HOME HEALTH SERVICES		11			11
TROPICANA		5	6	55%	11
PALM BEACH PATHOLOGY		9	2	18%	11
BASSETTI & ASSOCIATES, MD, PA			11	100%	11
PALMS REHABILITATION AND HEALTHCARE CENTER		9	2	18%	11
SUMMIT ATLANTIC SURGERY CENTER		11			11
ADVANCED EMURGENT CARE		5	6	55%	11
NEUROINTERNATIONAL SARASOTA		10	1	9%	11
EAST HILL MEDICAL GROUP		9	2	18%	11
ADVENT HEALTH - CARROLLWOOD		3	8	73%	11
QUOTIENT SCIENCES LABS LLC			11	100%	11
St. Annes Nursing Center, St. Annes Residence, Inc.		11			11
MORTON PLANT MEASE			11	100%	11
North Lake Care Center		11			11
LEHIGH VALLEY HOSPITAL		3	8	73%	11
BROOKDALE DELAND			11	100%	11
THE TERRACE OF SAINT CLOUD		9	2	18%	11
MD PLUS URGENT CARE, LLC			11	100%	11
Belleair Healthcare Center		7	4	36%	11
MARQUES PEDIATRICS			11	100%	11
ALABAMA CLINICS		3	7	70%	10
GADSDEN REGIONAL MEDICAL CENTER		10			10
PINELLAS COUNTY HEALTH DEPARTMENT		2	8	80%	10

COVID-19: testing by laboratory

Data through Dec 18, 2020 verified as of Dec 19, 2020 at 09:25 AM

Data in this report are provisional and subject to change.

The numbers in the table below represent the number of Florida and non-Florida residents for whom test results were received by the Department of Health. A person can be tested by more than one laboratory and can have both positive and negative results. **Therefore, the sum of the numbers in each column will be larger than the total number of people tested.**

Reporting lab	Inconclusive	Negative	Positive	Percent positive	Total
BROWARD HEALTH CARE			10	100%	10
ADVENTHEALTH EXPRESS CARE AT			10	100%	10
MCW MENTAL HEALTH LLC		10			10
ROCKLEDGE		1	9	90%	10
BLOUNT MEMORIAL HOSPITAL		9	1	10%	10
NEW JERSEY DEPARTMENT OF HEALTH COMMUNICABLE DISEASE SERVICE		3	7	70%	10
EMERALD COAST PEDIATRICS			10	100%	10
MAGNOLIA PEDIATRICS		2	8	80%	10
GROWING TOGETHER PEDIATRICS, LLC		8	2	20%	10
MEDEXPRESS URGENT CARE LEWISBURG		10			10
CREATIVE TESTING SOLUTIONS		3	7	70%	10
NORTHERN WESTCHESTER HOSPITAL LABORATORY		8	2	20%	10
JFK MEDICAL CENTER NORTH LAB		1	9	90%	10
FLORIDA ATLANTIC UNIVERSITY		8	2	20%	10
BEAUMONT LABORATORY			10	100%	10
GENESIS		7	3	30%	10
ARBOR TERRACE ORTEGA LLC		10			10
TENNESSEE DEPARTMENT OF HEALTH (TDH) - CENTRAL LABORATORY		2	8	80%	10
ARDEN COURTS OF FORT MYERS		10			10
AMBRY GENETICS CORPORATION		10			10
VASCONCELLO COHEN MD PA		9	1	10%	10
LUCID DIAGNOSTICS LABS			10	100%	10
MINUTECLINIC DIAGNOSTIC OF RHODE ISLAND, LLC #590		10			10
BELLEVUE HOSPITAL CENTER DEPARTMENT		10			10
PBC PREMIER FAMILY HEALTH			10	100%	10
Hialeah Nursing And Rehabilitation Center		6	4	40%	10
GLEN OAKS URGENT CARE		10			10
BOND CLINIC DR ELDEEB		1	9	90%	10
ADVENT HEALTH - WINTER HAVEN		6	4	40%	10
LAKE MARY KIDS CENTRA CARE			10	100%	10
GRAND VILLA OF DELAND		9	1	10%	10
Signature healthcare of Jacksonville		8	2	20%	10
ROSLYN URGENT CARE		10			10
EMERALD COAST HOSPICE - CRESTVIEW		10			10
CBC LAB		3	7	70%	10
AVANTE ST CLOUD		7	3	30%	10
OHIO STATE UNIVERSITY MEDICAL CENTER			10	100%	10
NAPHCARE, INC.			10	100%	10
LAKE BALDWIN CBOC		9	1	10%	10
LAKE NONA MEDICAL SERVICES		3	7	70%	10
INTERMOUNTAIN CENTRAL LAB		1	9	90%	10
PROFESSIONAL PARK PEDIATRICS PA			10	100%	10
MINUTECLINIC, LLC, DBA MINUTECLINIC #2544		9	1	10%	10
NORTH OKALOOSA PHYSICIAN GROUP		10			10
SOUTHEASTERN LABORATORY			10	100%	10
Cross Gardens Care Center		10			10
LYSTER ACH FT RUCKER AL		9	1	10%	10

COVID-19: testing by laboratory

Data through Dec 18, 2020 verified as of Dec 19, 2020 at 09:25 AM

Data in this report are provisional and subject to change.

The numbers in the table below represent the number of Florida and non-Florida residents for whom test results were received by the Department of Health. A person can be tested by more than one laboratory and can have both positive and negative results. **Therefore, the sum of the numbers in each column will be larger than the total number of people tested.**

Reporting lab	Inconclusive	Negative	Positive	Percent positive	Total
ADDINGTON PLACE AT WELLINGTON GREEN		10			10
OCALA OAKS REHABILITATION CENTER		7	3	30%	10
BROOKDALE PANAMA CITY		9	1	10%	10
VETERNANS ADMINISTRATION			10	100%	10
MHHS All Lab Subsection		10			10
MEDEX REGIONAL LABORATORIES LLC		1	9	90%	10
HIALEAH HOSPITAL RESPIRATORY DEPT			10	100%	10
MEDICAL LABORATORY DIAGNOSTICS			10	100%	10
RESOLVE MOLECULAR DIAGNOSTICS		10			10
CAREATC			10	100%	10
BUREAU OF PUBLIC HEALTH		1	9	90%	10
BIOREFERENCE LABORATORIES INC		3	7	70%	10
Z UROLOGY		10			10
BAPTIST MEMORIAL HEALTH CARE		9	1	10%	10
TIMBERLANE LODGE ALF		6	4	40%	10
APPALACHIAN REGIONAL HEALTHCARE SYSTEM		10			10
MINUTECLINIC LLC # 7933		8	2	20%	10
FOUNTAINS OF HOPE LLC, THE		9	1	10%	10
HCR MANORCARE		10			10
EXPRESS FAMILY CARE LLC			10	100%	10
COVANCE CENTRAL LABORATORY			10	100%	10
PHELPS HOSPITAL LABORATORY		10			10
COMMUNITY HEALTH CENTER		2	8	80%	10
GRACE MEDICAL HOME		8	2	20%	10
ARNOT OGDEN MEDICAL CENTER LABORATORY		10			10
REDMED CLINIC OF ARLINGTON		9	1	10%	10
WATSON HEALTHCARE		7	3	30%	10
ALL MY KIDS PEDIATRICS INC		5	5	50%	10
CAPE CORAL HOSPITAL ABG LABORATORY		4	6	60%	10
UMHC/SYLVESTER AT KENDALL		1	9	90%	10
PANCARE HEALTH - WEWA ELEMENTARY			10	100%	10
MARKET STREET VIERA		9			9
UNION CHD		8	1	11%	9
UNIVERSITY HOSPITAL UC HEALTH		6	3	33%	9
Jupiter Medical Center Pavilion		8	1	11%	9
CAREHERE- LCS LEESBURG			9	100%	9
MOLECULAR PATHOLOGY LABORATORY			9	100%	9
ANY LAB TEST NOW INC			9	100%	9
LIFE CARE CENTER OF PORT ST. LUCIE		6	3	33%	9
HAWKINS FAMILY MEDICINE LLC		8	1	11%	9
COASTAL SKIN SURGERY AND DERMATOLOGY		6	3	33%	9
COLLEGE POINT URGENT CARE		8	1	11%	9
PEDIATRIC HEALTH CARE ALLIANCE			9	100%	9
HALIFAX HEALTH URGENT CARE		2	7	78%	9
TOWERS HOME CARE☐		9			9
PATEL MEDICAL VENTURES		8	1	11%	9
CYPRESS POINT LIVING, LLC		7	2	22%	9

COVID-19: testing by laboratory

Data through Dec 18, 2020 verified as of Dec 19, 2020 at 09:25 AM

Data in this report are provisional and subject to change.

The numbers in the table below represent the number of Florida and non-Florida residents for whom test results were received by the Department of Health. A person can be tested by more than one laboratory and can have both positive and negative results. **Therefore, the sum of the numbers in each column will be larger than the total number of people tested.**

Reporting lab	Inconclusive	Negative	Positive	Percent positive	Total
SAN JOSE SENIOR CARE LLC		6	3	33%	9
BAYONET POINT HOSPITAL			9	100%	9
SAMARITAN MEDICAL CENTER		9			9
PRECISION GENETICS			9	100%	9
CHEMISYS LABORATORIES		1	8	89%	9
FAMILY MEDICINE AT HUNTERS CREEK		9			9
FIRST CHOICE PEDIATRICS WINTER SPRINGS		9			9
SOUTH NASSAU COMMUNITIES HOSPITAL		7	2	22%	9
ADVENTHEALTH MEDICAL GROUP FAMILY MEDICINE		9			9
SOUTHCOR LABORATORY		2	7	78%	9
HUNTINGTON STATION URGENT CARE		8	1	11%	9
WELLMED AT SOUTH PARSONS		8	1	11%	9
NORTHSHORE UNIVERSITY HEALTHSYSTEM EVANSTON HOSPITAL LAB			9	100%	9
ADVENTHEALTH MEDICAL GROUP CARE CLINIC AT		7	2	22%	9
PANCARE HEALTH - VERNON ELEMENTARY			9	100%	9
FLUSHING HOSPITAL MEDICAL CENTER		7	2	22%	9
MOUNT DORA PEDIATRICS		8	1	11%	9
NORTHBROOK CENTER FOR		8	1	11%	9
SOUTHEASTERN OUTPATIENT SURGERY CENTER		9			9
CHILDREN'S HEALTH CENTER INC.		7	2	22%	9
MID-FLORIDA PATHOLOGY, LLC		9			9
BARTON FAMILY PRACTICE		5	4	44%	9
BROOKDALE CANOPY OAKS			9	100%	9
Salerno Bay Health & Rehabilitation Center		8	1	11%	9
RIVERSIDE MEDICAL GROUP		8	1	11%	9
RAINBOW PEDIATRIC CENTER		2	7	78%	9
LPG PEDIATRICS AT PAGE FIELD		9			9
PLYMOUTH HARBOR INCORPORATED		9			9
BAYA URGENT CARE LLC		1	8	89%	9
GCPM MANUAL MICROBIOLOGY		1	8	89%	9
FLORIDA PEDIATRIC GROUP PA		8	1	11%	9
PARROTT MEDICAL CLINIC			9	100%	9
VILLAGE PLACE HEALTH AND REHAB		9			9
NORTHWEST FLORIDA SLEEP			9	100%	9
RAINBOW PEDIATRICS			9	100%	9
CARENOW URGENT CARE-MT JULIET		8	1	11%	9
MINUTECLINIC DIAGNOSTIC OF NORTH CAROL		6	3	33%	9
MERCY MEDICAL CENTER		3	6	67%	9
MIDMICHIGAN MEDICAL CENTER			9	100%	9
UNAVAILABLE/UNKNOWN/NO INFORMATION FOUND			9	100%	9
OMNI			9	100%	9
Maury Regional Hospital		6	3	33%	9
BOCA RATON REGIONAL HOSPITAL LAB			9	100%	9
VALLEY IMMEDIATE CARE		8	1	11%	9
OCOEE PEDIATRICS		8	1	11%	9
TMH PHYSICIAN PARTNERS - MONTICELLO		8	1	11%	9
LAKE NONA MEDICAL SERVICE LLC		9			9

COVID-19: testing by laboratory

Data through Dec 18, 2020 verified as of Dec 19, 2020 at 09:25 AM

Data in this report are provisional and subject to change.

The numbers in the table below represent the number of Florida and non-Florida residents for whom test results were received by the Department of Health. A person can be tested by more than one laboratory and can have both positive and negative results. **Therefore, the sum of the numbers in each column will be larger than the total number of people tested.**

Reporting lab	Inconclusive	Negative	Positive	Percent positive	Total
BRIDGEWAY HEALTH CLINICS INC			9	100%	9
ILLINOIS DEPT OF PUBLIC HEALTH LAB - SPRINGFIELD			9	100%	9
CVS MINUTE CLINIC DIAGNOSTIC OF NORTH CAROL		8			8
CIAN DIAGNOSTICS			8	100%	8
ALLINA HEALTH - ABBOTT NORTHWESTERN HOSPITAL		5	3	38%	8
ST. JOSEPH HOSPITAL AND HEALTH CARE INC.			8	100%	8
HEALTHMARK REGIONAL HOSPITAL LAB		4	4	50%	8
CARROLL GARDENS URGENT CARE		8			8
NATURE COAST REGIONAL MEDICAL CENTER			8	100%	8
BAPTIST HEALTH			8	100%	8
ENCOMPASS HEALTH REHABILITATION HOSPITAL		8			8
STATEN ISLAND UNIVERSITY HOSPITAL SEGUINE AVE		8			8
MID-HUDSON VALLEY DIVISION OF WESTCHESTER MEDICAL		8			8
RICHMOND UNIVERSITY MEDICAL CENTER		7	1	13%	8
CVS PHARMACY NO 274		8			8
BLOCK NATION CHASE		4	4	50%	8
The Ponce Therapy Care Center		8			8
X-GENE MOLECULAR LABS		1	7	88%	8
UNIVERSITY MEDICAL CENTER		8			8
ATLANTIC CONSOLIDATED LABORATORY		8			8
JOHNS HOPKINS MEDICAL LABORATORIES		1	7	88%	8
CHILDRENS MEDICAL CENTER			8	100%	8
CARENOW URGENT CARE-BRENTWOOD		6	2	25%	8
MD BEAUTY LABS, PA		8			8
AVENTURA HOSPITAL AND MEDICAL CENTER			8	100%	8
MICHIGAN DEPARTMENT OF COMMUNITY HEALTH		1	7	88%	8
MINUTE CLINIC DIAGNOSTIC OF VIRGINIA		5	3	38%	8
FOUNTAINVIEW BY FIVE STAR QUALITY CARE		7	1	13%	8
ASSISTED LIVING OF BROWARD		8			8
HARBORCHASE OF DR PHILLIPS		7	1	13%	8
HOLY NAME MEDICAL CENTER	1	6	1	13%	8
FAMILY CARE			8	100%	8
TEXAS DEPARTMENT OF STATE HEALTH SERVICES		2	6	75%	8
JX REF LAB			8	100%	8
PRIMECARE AT TWIN LAKES			8	100%	8
ONEIDA HEALTHCARE CENTER		8			8
TRINITY MEDICAL ASSOCIATES LLC			8	100%	8
SAMARITAN HOSPITAL LABORATORY		7	1	13%	8
AUBURN COMMUNITY HOSPITAL		7	1	13%	8
WHITE SANDS OUTPATIENT SERVICES (WSOP SERVICES LLC		8			8
FHCP-ORANGE CITY			8	100%	8
LIFE CARE CITRUS COUNTY			8	100%	8
BAPTIST OUTPATIENT			8	100%	8
REGENCY OAKS HEALTH CENTER		8			8
ORMOND BEACH CENTRA CARE			8	100%	8
SYLVESTER AT PLANTATION LABORATORY		7	1	13%	8
MINUTECLINIC DIAGNOSTIC OF NORTH CAROLINA PC		8			8

COVID-19: testing by laboratory

Data through Dec 18, 2020 verified as of Dec 19, 2020 at 09:25 AM

Data in this report are provisional and subject to change.

The numbers in the table below represent the number of Florida and non-Florida residents for whom test results were received by the Department of Health. A person can be tested by more than one laboratory and can have both positive and negative results. **Therefore, the sum of the numbers in each column will be larger than the total number of people tested.**

Reporting lab	Inconclusive	Negative	Positive	Percent positive	Total
ALCOVE ASSISTED LIVING FACILITY		8			8
CARENOW URGENT CARE - EAST NASHVILLE		7	1	13%	8
MOSOLF PEDIATRICS			8	100%	8
VETERAN AFFAIRS MEDICAL CENTER - JAMES J PETERS		6	2	25%	8
METHODIST MEDICAL CENTER		6	2	25%	8
INTERNAL MEDICINE ASSOCIATES OF JACKSON HOSPITAL			8	100%	8
TURNING POINT OF TAMPA		7	1	13%	8
ROBERT H JENKINS JR VETERANS' DOMICILIARY HOME OF		7	1	13%	8
HUNTINGTON VILLAGE URGENT CARE		8			8
BENDERSON FAMILY SKILLED NURSING AND □		8			8
BEAUMONT EMERGENCY CENTER			8	100%	8
ADVENTHEALTH MEDICAL GROUP		8			8
Wesley Place on Honeysuckle		8			8
PRIMARY CARE MEDICINE		7	1	13%	8
ALTAMONTE MD			8	100%	8
BIOTECH CLINICAL LABORATORIES, INC.		1	7	88%	8
BARTON PARKER OD PC		8			8
HORIZON MEDICAL GROUP		7	1	13%	8
WACO HHSSURGEWACO	1	6	1	13%	8
WESTCHESTER GENERAL HOSPITAL BLOOD GAS LAB			8	100%	8
LAKEVIEW HEALTH CARE SYSTEMS		4	4	50%	8
FAMILY HEALTH CENTER			8	100%	8
NEMOURS CHILDREN'S PRIMARY CARE VERO BEACH			8	100%	8
ADVENT HEALTH - FOUR CORNERS ER		8			8
OHIO CVS STORES, LLC DBA		8			8
SOS MOBILE MEDICAL CARE LLC		8			8
ADVANCED DIAGNOSTIC LABORATORY		1	7	88%	8
MINUTECLINIC MINUTECLINIC #8746		8			8
CVS MINUTE CLINIC, LLC		6	2	25%	8
GENEUS DIAGNOSTICS			8	100%	8
FLORIDA ENDOSCOPY & SURGERU CTR LLC		8			8
EXECUTIVE MEDICAL SERVICES		8			8
MEDEXPRESS URGENT CARE - SEMINOLE SQUA		7	1	13%	8
NIGHT OWL PEDIATRICS URGENT CARE			8	100%	8
GOLISANO CHILDREN'S HOSPITAL OF SOUTHWEST FLORIDA		6	2	25%	8
THE WOLFF CENTER FOR CHILD & ADOLESCENT HEALTH			8	100%	8
COLLIER COUNTY HEALTH DEPT.		4	4	50%	8
GENTIVA HEALTH SERVICES CERTIFIED INC		8			8
GENE STREET LABORATORIES, LLC		6	2	25%	8
FAMILY PRACTICE ON THE GO		6	2	25%	8
CVS MINUTE CLINIC DIAGNOSTIC OF TEXAS LLC		5	3	38%	8
DOCTOR'S IN-HOUSE LAB/COMMUNITY HEALTH CENTERS OF PINELLAS – CLEARWATE			8	100%	8
COMMUNITY MEDICAL CARE CENTER INC			8	100%	8
MEDEXPRESS URGENT CARE PARKERSBURG		7	1	13%	8
DOCTOR'S IN HOUSE LAB			8	100%	8
ROBERT WOOD JOHNSON HOSPITAL		7	1	13%	8
ALACHUA COUNTY HEALTH DEPARTMENT		1	7	88%	8

COVID-19: testing by laboratory

Data through Dec 18, 2020 verified as of Dec 19, 2020 at 09:25 AM

Data in this report are provisional and subject to change.

The numbers in the table below represent the number of Florida and non-Florida residents for whom test results were received by the Department of Health. A person can be tested by more than one laboratory and can have both positive and negative results. **Therefore, the sum of the numbers in each column will be larger than the total number of people tested.**

Reporting lab	Inconclusive	Negative	Positive	Percent positive	Total
MD NOW MEDICAL CENTERS INC			8	100%	8
BROOKDALE BRANDON		8			8
VETERANS AFFAIRS MEDICAL CENTER - OUTPATIENT			7	100%	7
VIRTUA VOORHEES HOSPITAL		5	2	29%	7
CALHOUN COUNTY HEALTH DEPT		2	5	71%	7
FLORIDA DIGESTIVE AND LIVER SPECIALIST		7			7
ORANGE PARK PEDIATRIC ASSOCIATES		1	6	86%	7
MAINSTREET FAMILY CARE			7	100%	7
URGENT CARE CENTER AT PINNACLE		4	3	43%	7
COASTAL FAMILY PRACTICE		4	3	43%	7
PASSPORT HEALTH			7	100%	7
MONTEFIORE NYACK HOSPITAL AFFILIATED LABORATORY		7			7
GULF COAST MEDICAL GROUP		2	5	71%	7
MINUTECLINIC LLC #1350		7			7
SOUTH COM HEALTH CLINIC, DEPT. OF THE ARMY		7			7
EAR NOSE AND THROAT ASSOCIATES OF MANATEE, P.A.		7			7
ORLANDO HEALTH PHYSICIAN ASSOCIATES		4	3	43%	7
LYNMOORE,THE		7			7
THE MARY IMOGENE BASSETT HOSPITAL		7			7
ECLRS		2	5	71%	7
CARENOW URGENT CARE-MADISON		7			7
NORTHWEST FLORIDA ENT, PA		3	4	57%	7
BAYLOR GENETICS		5	2	29%	7
LAB UNKNOWN		6	1	14%	7
DOH-TAMPA BRANCH LABORATORY (MLK BLVD)		3	4	57%	7
DOCTORS CLINICAL LABORATORY, INC		5	2	29%	7
SURGOINSVILLE PHARMACY		7			7
HEALTHWORKS MED GROUP OF FLORIDA PA		2	5	71%	7
MEDLABS DIAGNOSTICS		7			7
FLORIDA CENTER FOR DERMATOLOGY LABORATORY			7	100%	7
INN AT ASTON GARDENS AT PELICAN POINTE,THE		7			7
ALACHUA			7	100%	7
LEE COUNTY HEALTH DEPARTMENT		4	3	43%	7
HOLY GARDEN ALF, INC.		7			7
QUE		4	3	43%	7
FLORIDA HOSPITAL WINTER PARK		6	1	14%	7
AVON PARK PEDIATRICS			7	100%	7
JUPITER MEDICAL CENTER			7	100%	7
HEALTH NETWORK LABORATORIES		6	1	14%	7
Sunset Lake Health and Rehabilitation Center		7			7
Ocoee Health Care Center		7			7
ST JUDE LABORATORIES		5	2	29%	7
FAMILY EXTENDED CARE OF PUNTA GORDA		7			7
FLORIDA CLINICAL LAB			7	100%	7
EMERGENCY MEDICAL CENTER		2	5	71%	7
DIEGO FALLON MD PA		5	2	29%	7
NOVANT HEALTH INPATIENT CARE		2	5	71%	7

COVID-19: testing by laboratory

Data through Dec 18, 2020 verified as of Dec 19, 2020 at 09:25 AM

Data in this report are provisional and subject to change.

The numbers in the table below represent the number of Florida and non-Florida residents for whom test results were received by the Department of Health. A person can be tested by more than one laboratory and can have both positive and negative results. **Therefore, the sum of the numbers in each column will be larger than the total number of people tested.**

Reporting lab	Inconclusive	Negative	Positive	Percent positive	Total
HEARTLAND PEDIATRICS OF LAKE PLACID			7	100%	7
TRUE HEALTH		5	2	29%	7
PBC FOUND CARE INC			7	100%	7
LEPE'S HOUSE			7	100%	7
CENTRAL FLORIDA PEDIATRIC URGENT CARE LLC		6	1	14%	7
MEDEXPRESS URGENT CARE - BENTON HARBOR		7			7
THE VILLAGES HEALTH		5	2	29%	7
RIVER OAKS TREATMENT CENTER			7	100%	7
PEDIATRICS OF CENTRAL FLORIDA		5	2	29%	7
CVS PHARMACY #8800		5	2	29%	7
ISLAND LAKE CENTER		3	4	57%	7
HEALTH CARE LABORATORY SERVICES		1	6	86%	7
TRUE HEALTH DIAGNOSTICS		1	6	86%	7
DEPARTMENT OF HEALTH- CITRUS COUNTY			7	100%	7
DORAL URGENT CARE			7	100%	7
CENTER ONE SURGERY CENTER		6	1	14%	7
MINUTECLINIC DIAGNOSTIC OF PENNSYLVANI		7			7
DIAGNOSTIC CLINIC		6	1	14%	7
WELLMED AT PORT ST LUCIE WEST		6	1	14%	7
SCHOOL OF PHARMACY AND PHARMACEUTICAL		7			7
WYOMING COUNTY COMMUNITY HOSPITAL LABORATORY		7			7
ARCHBOLD MEMORIAL HOSPITAL/LAB		3	4	57%	7
PERSONAL PEDIATRICS PA		5	2	29%	7
SARASOTA - ROBERT L TAYLOR COMMUNITY CENTER		1	6	86%	7
ALBIBI		1	6	86%	7
UNIVERSITY OF WASHINGTON MEDICAL CENTER			7	100%	7
MEDEXPRESS URGENT CARE, MOON TOWNSHIP		7			7
MISSOURI DEPARTMENT OF HEALTH AND SENIOR SERVICES			7	100%	7
BAPTIST PEDIATRICS		6	1	14%	7
Rosewood Healthcare and Rehabilitation Center		5	2	29%	7
ALLEGRO - TAMPA	1	4	2	29%	7
DOCTOR'S IN-HOUSE LAB/COMMUNITY HEALTH CENTERS OF PINELLAS -PINELLAS P			7	100%	7
GENTRY PARK ORLANDO ASSISTED LIVING		6	1	14%	7
HIGHLANDS LAKE CENTER		7			7
BRADENTON PHYSICIANS MEDICAL CENTER			7	100%	7
SUNSHINE ASSISTED LIVING		7			7
NORTON HEALTHCARE			7	100%	7
MICHELLE S PAGE MD PA		7			7
FLORIDA HOSPITAL KISSIMMEE		4	3	43%	7
GULFSIDE HOSPICE INC		4	3	43%	7
METROPOLITAN HOSPITAL CENTER		6	1	14%	7
LAKES DIALYSIS CENTER INC			7	100%	7
MEYER PEDIATRICS CHTD		7			7
LAKEVIEW HEALTH SYSTEMS			7	100%	7
CVS MINUTE CLINIC DIAGNOSTIC OF TEXAS, LLC		6			6
MEDEXPRESS URGENT CARE- MARYLAND		6			6
AARK LABORATORY		6			6

COVID-19: testing by laboratory

Data through Dec 18, 2020 verified as of Dec 19, 2020 at 09:25 AM

Data in this report are provisional and subject to change.

The numbers in the table below represent the number of Florida and non-Florida residents for whom test results were received by the Department of Health. A person can be tested by more than one laboratory and can have both positive and negative results. **Therefore, the sum of the numbers in each column will be larger than the total number of people tested.**

Reporting lab	Inconclusive	Negative	Positive	Percent positive	Total
PUBLIC HEALTH LAB		6			6
CVS HEALTH, #3396		6			6
FLORIDA HOSPITAL APOPKA		5	1	17%	6
KEYSTONE PLACE AT NAPLES PRESERVE		4	2	33%	6
FREEDOM SQUARE NURSING CENTER□			6	100%	6
MERCY HEALTH—MUSKEGON		5	1	17%	6
ST LUKES ROOSEVELT LABORATORY		6			6
SAINT PETER'S UNIVERSITY HOSPITAL		6			6
VERMONT DEPARTMENT OF HEALTH		1	5	83%	6
JACKSON CLINIC PA,THE		3	3	50%	6
PATHLINE			6	100%	6
ENIGMA DIAGNOSTIC, INC.			6	100%	6
TEXAS MEDCLINIC			6	100%	6
LUMADOC HEALTH		4	2	33%	6
CAREWELL 301 - WARWICK			6	100%	6
SONORA QUEST LABORATORIES			6	100%	6
HEALTHPARK MEDICAL CENTER ABG LAB		5	1	17%	6
IU HEALTH PATHOLOGY		1	5	83%	6
TAMIAMI LAB MILLENIUM			6	100%	6
MINUTECLINIC DIAGNOSTIC OF NORTH CAROLINA, PC		5	1	17%	6
WATAUGA MEDICAL CENTER		4	2	33%	6
ARLINGTON OF NAPLES		6			6
CAPITAL HEALTH PLAN LABORATORIES			6	100%	6
CAMPBELL URGENT CARE			6	100%	6
COMMONWEALTH OF MASSACHUSETTS			6	100%	6
LIFE'S SPECIAL MOMENTS INC		6			6
KINDRED HOSPITAL CENTRAL TAMPA BLOOD GAS		6			6
PENINSULA CARE AND REHABILITATION CENTER			6	100%	6
ISLAND COAST PEDIATRICS IN-HOUSE LAB		6			6
49D2045214PHYSICIAN OFFICE-WAVERMEDEXPRESS URGENT CARE - HARRISONBU		3	3	50%	6
GENETIC TECHNOLOGICAL INNOVATIONS			6	100%	6
IRL MARKET LAB			6	100%	6
PATHGROUP LABS, LLC		4	2	33%	6
FLORIDA MEDICAL SPECIALISTS		2	4	67%	6
MC DIAGNOSTIC OF CONNECTICUT, PC #1960		6			6
Northwell Lab		2	4	67%	6
MONROE COUNTY HOSPITAL		4	2	33%	6
FIRST COAST CARDIOVASCULAR INSTITUTE PA			6	100%	6
CAPE CORAL URGENT CARE		3	3	50%	6
BETHESDA HEALTH URGENT CARE			6	100%	6
BOCA VIPEDIATRICS			6	100%	6
SOUTH CAROLINA DEPARTMENT OF HEALTH			6	100%	6
MINUTECLINIC DIAGNOSTIC OF HAWAII LLC		6			6
NOT INDICATED		1	5	83%	6
THOMAS JEFFERSON UNIVERSITY HOSPITAL		4	2	33%	6
MONTEFIORE MEDICAL CENTER LABORATORIES - WEILER		4	2	33%	6
DOH JACKSONVILLE CENTRAL LABORATORY		3	3	50%	6

COVID-19: testing by laboratory

Data through Dec 18, 2020 verified as of Dec 19, 2020 at 09:25 AM

Data in this report are provisional and subject to change.

The numbers in the table below represent the number of Florida and non-Florida residents for whom test results were received by the Department of Health. A person can be tested by more than one laboratory and can have both positive and negative results. **Therefore, the sum of the numbers in each column will be larger than the total number of people tested.**

Reporting lab	Inconclusive	Negative	Positive	Percent positive	Total
BAY STREET PHARMACY		6			6
PROHEALTH MED		1	5	83%	6
BETH ISRAEL DEACONESS MEDICAL CENTER			6	100%	6
MEDEXPRESS URGENT CARE - PANTOPS		5	1	17%	6
Thermopolis Rehabilitation Wellness		6			6
MEDEXPRESS URGENT CARE - TIMBERLAKE		6			6
FLORIDA WOMAN CARE LABORATORY			6	100%	6
CLEARWATER PEDIATRIC CARE		1	5	83%	6
UNILAB		2	4	67%	6
CARENOW URGENT CARE-SOUTHLAKE			6	100%	6
ENT AND ALLERGY ASSOCIATES OF FLORIDA LLC		6			6
RIVERVIEW REGIONAL MEDICAL CENTER		6			6
LUXOR SCIENTIFIC LLC			6	100%	6
MIAMI BEACH COMMUNITY HEALTH CENTER INC			6	100%	6
AVOW HOSPICE INC		6			6
DEBARY HEALTH AND REHABILITATION CENTER		6			6
MINIMALLY INVASIVE VASCULAR INC		6			6
JOSEF SCHENKER MD PC		6			6
MID FLORIDA PATHOLOGY LLC		5	1	17%	6
Manor Care of Dunedin		6			6
PENN MEDICINE PRINCETON MEDICAL CENTER		6			6
BAYCARE ALLIANT HOSPITAL			6	100%	6
THE VILLAGES REGIONAL HOSPITAL FREESTANDING		3	3	50%	6
TIMBER CREEK PEDIATRICS		6			6
ETHOS LABORATORIES		6			6
WILDLIGHT LAB			6	100%	6
BEACON AT GULF BREEZE, THE		6			6
LAWTON CHILES HEALTH CENTER		1	5	83%	6
CRESTVIEW URGENT CARE			6	100%	6
PALMETTO HEALTH ALLIANCE		3	3	50%	6
LAKELAND HILLS CENTER		2	4	67%	6
CHILDREN'S HEALTHCARE OF ATLANTA/EGLESTON		6			6
JERSEY SHORE MEDICAL CENTER		6			6
MERCY COLLEGE HEALTH OFFICE		6			6
NEW YORK PRESBYTERIAN - LOWER MANHATTAN		6			6
GRACE REHABILITATION CENTER OF VERO BEACH		4	2	33%	6
CHILDREN'S HOSPITAL OF PHILADELPHIA		5	1	17%	6
THE CLINIC PREMISE HEALTH			6	100%	6
LADY LAKE SPECIALTY CARE			6	100%	6
SONATA BOYNTON BEACH		5	1	17%	6
BAYCARE MEDICAL GROUP INC			6	100%	6
PANCARE HEALTH - MALONE CLINIC		5			5
AVALON PARK RETIREMENT RESIDENCE		5			5
OPTUM SILVER LAKES			5	100%	5
COOPER HOSPITAL/UNIVERSITY MEDICAL		5			5
BROOKDALE CLERMONT			5	100%	5
PEDIATRIC HEALTHCARE ALLIANCE			5	100%	5

COVID-19: testing by laboratory

Data through Dec 18, 2020 verified as of Dec 19, 2020 at 09:25 AM

Data in this report are provisional and subject to change.

The numbers in the table below represent the number of Florida and non-Florida residents for whom test results were received by the Department of Health. A person can be tested by more than one laboratory and can have both positive and negative results. **Therefore, the sum of the numbers in each column will be larger than the total number of people tested.**

Reporting lab	Inconclusive	Negative	Positive	Percent positive	Total
Westchester General Hospital			5	100%	5
LUTHERAN HAVEN EXTENDED CONGREGATE CAR		5			5
BAPTIST PRIMARY BLACK CREEK SOUTH			5	100%	5
WELLIGENT			5	100%	5
DOCS URGENT CARE		1	4	80%	5
CITRUS COUNTY HEALTH DEPARTMENT		4	1	20%	5
MANATEE COUNTY JAIL		4	1	20%	5
BREVARD HEALTH ALLIANCE INC, THE			5	100%	5
NOVANT HEALTH UVA		2	3	60%	5
XRL SXF REF LAB		5			5
NORTH BEACH REHABILITATION CENTER		4	1	20%	5
SONATA DELRAY BEACH		4	1	20%	5
PRECISION DIAGNOSTICS INC - NJ		5			5
ST VINCENT'S CHILTON		4	1	20%	5
CVS MINUTE CLINIC DIAGNOSTIC OF TEXAS,LLC		3	2	40%	5
WADSWORTH CENTER - DAVID AXELROD INSTITUTE		5			5
CARLOS PORTU MD, PLLC			5	100%	5
BEACH HOUSE		5			5
PEDIATRIC URGENT HEALTH CARE			5	100%	5
WAKEMED		1	4	80%	5
WOODLAND TOWERS		4	1	20%	5
FORT HAMILTON URGENT CARE		5			5
MEDEXPRESS URGENT CARE-MUNCIE		5			5
MINUTECLINIC LLC #3236		5			5
ADVENTHEALTH EXPRESS CARE AT WALGREENS			5	100%	5
LAKE NONA PEDIATRICS IN ASSOCIATION WITH NEMOURS		5			5
THE UNIVERSITY OF VERMONT MEDICAL CENTER		4	1	20%	5
SOUTHEASTERN PEDIATRIC ASSOCIATES			5	100%	5
ROSS MEDICAL GROUP			5	100%	5
ASCENSION ST VINCENT'S CLAY COUNTY			5	100%	5
MEDEXPRESS URGENT CARE - WINCHESTER GATEWAY		5			5
EXPRESS DOCS LLC			5	100%	5
BETHESDA COMMUNITY HEALTH CENTER			5	100%	5
MEDEXPRESS ELKINS		5			5
MEDICAL CENTER OF BLOUNTSTOWN			5	100%	5
VIBRANT AMERICA		3	2	40%	5
EGL GENETICS DIAGNOSTICS			5	100%	5
OMNICARE PHARMACY OFTEXAS 1, LP DBA OMNICARE		5			5
Army Residence Community		5			5
DR PHILLIPS MEDICAL WELLNESS CENTER		5			5
WALTON PLACE		5			5
CENTREX CLINICAL LABS INC		5			5
FLORIDA DEPARTMENT OF HEALTH - INVERNESS		3	2	40%	5
GENTIVA HEALTH SERVICES		5			5
AEL KNOXVILLE			5	100%	5
WESTMINSTER SHORES			5	100%	5
MIAMI COMPREHENSIVE MEDICINE GROUP PA		4	1	20%	5

COVID-19: testing by laboratory

Data through Dec 18, 2020 verified as of Dec 19, 2020 at 09:25 AM

Data in this report are provisional and subject to change.

The numbers in the table below represent the number of Florida and non-Florida residents for whom test results were received by the Department of Health. A person can be tested by more than one laboratory and can have both positive and negative results. **Therefore, the sum of the numbers in each column will be larger than the total number of people tested.**

Reporting lab	Inconclusive	Negative	Positive	Percent positive	Total
PEDIATRICS OF ALTAMONTE		5			5
NORTHPORT MEDICAL CENTER LAB		5			5
NORTHERN DUTCHESS HOSPITAL LABORATORY		5			5
BROWARD COUNTY HEALTH DEPT.			5	100%	5
JOSEF SCHENKER MD PC DBA CENTERS URGENT		4	1	20%	5
EL PARAISO HOME INC		5			5
GUTHRIE MEDICAL GROUP LABORATORIES		5			5
MINUTECLINIC DIAGNOSTIC OF OHIO LLC		4	1	20%	5
MINUTECLINIC DIAGNOSTIC OF PA, LLC (1036)		4	1	20%	5
URGENT MEDICAL CENTER INC		2	3	60%	5
CLEVELAND TENNESSEE HOSPITAL COMPANY		5			5
DAVITA DIALYSIS		4	1	20%	5
LORI MCAULIFFE MD PA			5	100%	5
HILLSBOROUGH COUNTY HEALTH DEPARTMENT			5	100%	5
ST CHARLES HOSPITAL LABORATORY		5			5
ST JOHNS BIOMEDICAL LAB		5			5
BROOKDALE MANDARIN CENTRAL			5	100%	5
ATLANTIC COMMUNITY HIGH SCHOOL		4	1	20%	5
INTERNAL MEDICINE SPECIALISTS			5	100%	5
MEDEXPRESS URGENT CARE-LATROBE		5			5
CONCENTRA			5	100%	5
Florida Clinical Laboratory		1	4	80%	5
RUSH UNIVERSITY MEDICAL CENTER LABORATORY			5	100%	5
ILLINOIS DEPARTMENT OF PUBLIC HEALTH			5	100%	5
DESOTO HEALTH AND REHAB LLC		3	2	40%	5
CARL R DARNALL ARMY MEDICAL CENTER			5	100%	5
CHARLOTTE CHD PORT CHARLOTTE		4	1	20%	5
GULF COAST VETERANS HCS PANAMA CITY OPC		5			5
UT SOUTHWESTERN MEDICAL CENTER			5	100%	5
FINLAY		1	4	80%	5
ST JOSEPH WOMENS HOSPITAL			5	100%	5
URGENT CARE & FAMILY PRACTICE CENTER			5	100%	5
LIGHTHOUSE PEDIATRICS OF NAPLES		3	2	40%	5
LAKE MARY - STIRLING CENTER SUITE 202			5	100%	5
LUTHERAN HAVEN ASSISTED LIVING		5			5
MOUNT SINAI BROOKLYN LABORATORY		4	1	20%	5
NELSON BIOLOGICAL			5	100%	5
DEPARTMENT OF HEALTH AND HUMAN SERVICES LANSING			5	100%	5
MINUTECLINIC DIAGNOSTIC OF PENNSYLVANIA, LLD #1545		5			5
INDIAN RIVER PRIMARY CARE PA		5			5
GOOD SAMARITAN SOCIETY OF DAYTONA		5			5
CVS MINUTE CLINIC DIAGNOSTIC MED GRP OF CA		5			5
PBSO WEST PALM FAMILY PRACTICE		1	4	80%	5
COMMUNITY HEALTH OF SOUTH FLORIDA			5	100%	5
GRAND VILLA OF ALTAMONTE SPRINGS			5	100%	5
ADVENT HEALTH - DELTONA ER		1	4	80%	5
The Waterford		5			5

COVID-19: testing by laboratory

Data through Dec 18, 2020 verified as of Dec 19, 2020 at 09:25 AM

Data in this report are provisional and subject to change.

The numbers in the table below represent the number of Florida and non-Florida residents for whom test results were received by the Department of Health. A person can be tested by more than one laboratory and can have both positive and negative results. **Therefore, the sum of the numbers in each column will be larger than the total number of people tested.**

Reporting lab	Inconclusive	Negative	Positive	Percent positive	Total
UCF STUDENT HEALTH SERVICES LABORATORY		2	3	60%	5
BAPTIST HEALTH - TOWN CENTER			5	100%	5
TANNER MEDICAL CENTER EAST AL		5			5
CURATIVE CARE CENTER INC		1	4	80%	5
JOE DIMAGGIO CHILDREN'S HOSPITAL		1	4	80%	5
PRECISION LABS LLC		2	3	60%	5
MANATEE PEDIATRICS			5	100%	5
MEDEXPRESS URGENT CARE - MAPLE DRIVE		5			5
HOLIDAY MEDICAL ASSOCIATES		1	4	80%	5
UNIVERSITY OF CHICAGO MEDICAL CENTER LAB			5	100%	5
FAMILY MEDICINE OF WESTON LLC			5	100%	5
FRANCES WARDE MEDICAL LABORATORY		2	3	60%	5
WOODHULL MEDICAL AND MENTAL HEALTH CTR		5			5
NEW HAMPSHIRE DEPARTMENT OF HEALTH AND HUMAN SERVICES		3	2	40%	5
LABCORP UNSPECIFIED		5			5
ELLIS HOSPITAL LABORATORY		5			5
UPMC HEALTH SYSTEM		4	1	20%	5
DALLAS COUNTY HEALTH AND HUMAN SERVICES			5	100%	5
PEDIATRICS OF CENTRAL FLORIDA – POINCIANA		3	2	40%	5
MEDEXPRESS URGENT CARE - WILLIAMSPORT		4	1	20%	5
NORTH FLORIDA PEDIATRICS JASPER			5	100%	5
STATMED OCALA			5	100%	5
RIVER CITY PRIMARY AND URGENT CARE			5	100%	5
MULBERRY CARE CENTER		2	3	60%	5
PARRISH HEALTH CENTER		5			5
CRESTWOOD MEDICAL CENTER		4	1	20%	5
MAIMONIDES MEDICAL CENTER		4	1	20%	5
CORAL LANDING ASSISTED LIVING		5			5
MEADOWCREST FAMILY PHYSICIANS PA			5	100%	5
CLEVELAND CLINIC MARTIN HEALTH NURSING & RESTORATIVE		5			5
WELLMED AT LAKE COPELAND		2	3	60%	5
BAYSHORE LABORATORY		4	1	20%	5
URGENT CARE OF LONGWOOD			5	100%	5
MONTEFIORE MEDICAL CENTER LABORATORIES - NORTH		5			5
CARE HERE		1	4	80%	5
AZALEA HEALTH		2	3	60%	5
FLORIDA DEPARTMENT OF HEALTH IN MONROE COUNTY		2	3	60%	5
WEST PACIFIC MEDICAL LABORATORY			5	100%	5
CHAMPLAIN VALLEY PHYSICIANS HOSPITAL		3	2	40%	5
MAXHEALTH		4	1	20%	5
ORMOND MEDICAL ARTS		3	2	40%	5
KENILWORTH CARE & REHABILITATION CENTER			5	100%	5
SOUTHERN OCEAN MEDICAL CENTER		5			5
FLORIDA HOSPITAL LAKE MARY		5			5
GLEN FALLS HOSPITAL DEPARTMENT OF PATHOLOGY		5			5
UHEALTH UNIVERSITY OF MIAMI			4	100%	4
PENNSYLVANIA DEPARTMENT OF HEALTH BUREAU OF LABORATORIES			4	100%	4

COVID-19: testing by laboratory

Data through Dec 18, 2020 verified as of Dec 19, 2020 at 09:25 AM

Data in this report are provisional and subject to change.

The numbers in the table below represent the number of Florida and non-Florida residents for whom test results were received by the Department of Health. A person can be tested by more than one laboratory and can have both positive and negative results. **Therefore, the sum of the numbers in each column will be larger than the total number of people tested.**

Reporting lab	Inconclusive	Negative	Positive	Percent positive	Total
UW MEDICINE VIROLOGY LAB			4	100%	4
SIGNATURE CARE MONTROSE		2	2	50%	4
SUPERIOR RESIDENCES AT CALA HILLS		4			4
REHABILITATION CENTER AT JUPITER GARDENS		4			4
MEDICAL CENTER AT OCEAN REEF		1	3	75%	4
JUPITER ISLAND MEDICAL CLINIC INC		4			4
PANCARE HEALTH - JACKSON COUNTY		2	2	50%	4
MIAMI CANCER INSTITUTE			4	100%	4
OKLAHOMA STATE DEPARTMENT OF HEALTH-PUBLIC HEALTH LABORATORY			4	100%	4
Millennium Nursing & Rehab Center		4			4
ADVENTIST HEALTH SYSTEM FLORIDA DEPT OF HEALTH		3	1	25%	4
MEDEXPRESS URGENT CARE - FAYETTEVILLE		2	2	50%	4
WATERTOWN URGENT CARE PLLC		4			4
CARENOW URGENT CARE-GREEN HILLS		4			4
Okeechobee Health Care Facility		4			4
MEDEXPRESS URGENT CARE - MT LEBANON		3	1	25%	4
WESLEY CHAPEL INTERNAL MEDICINE AND PEDIATRICS			4	100%	4
MAILBOX DIAGNOSTICS		2	2	50%	4
MEDEXPRESS URGENT CARE - MONROE		4			4
MEDEXPRESS URGENT CARE MONACA		4			4
PHYSICIANS IMMEDIATE CARE AURORA			4	100%	4
BIOTEST PLASMA CENTER		4			4
UNIVERSITY OF MIAMI MILLER SCHOOL OF MEDICINE			4	100%	4
AHEC CLINIC		1	3	75%	4
MINUTECLINIC, LLC #03965		4			4
BOCA SIMON LAB		1	3	75%	4
MINUTECLINIC DIAGNOSTIC OF NORTH CAROLINA		4			4
CARENOW URGENT CARE - WINTER SPRINGS		3	1	25%	4
ADVENT HEALTH - TUSKAWILLA		4			4
VIERA PEDIATRICS		1	3	75%	4
HELIX KH UC			4	100%	4
BENEVA LAKES HEALTHCARE & REHAB CENTER			4	100%	4
REDMED OF CROSSTOWN		1	3	75%	4
EAST BANK HOSPITAL - UNIVERSITY OF MINNESOTA MEDICAL CENTER			4	100%	4
RELIANT ACUTE CARE			4	100%	4
INTERMARKET FACILITY			4	100%	4
SANFORD SOUTH UNIVERSITY		4			4
WALK IN URGENT CARE			4	100%	4
DOTHAN PEDIATRIC CLINIC			4	100%	4
INFECTION CONTROL/ EMPHEALTH		3	1	25%	4
VITAL CARE URGENT CARE			4	100%	4
OMNICARE PHARMACY OF TEXAS 1		4			4
CAREWELL 202			4	100%	4
COPELAND MEDICAL CLINIC		3	1	25%	4
FCHC (OB)-DARWIN SQUARE CTR.			4	100%	4
MINUTECLINIC, LLC, DBA MINUTECLINIC #5		4			4
GNT ASSOCIATES		3	1	25%	4

COVID-19: testing by laboratory

Data through Dec 18, 2020 verified as of Dec 19, 2020 at 09:25 AM

Data in this report are provisional and subject to change.

The numbers in the table below represent the number of Florida and non-Florida residents for whom test results were received by the Department of Health. A person can be tested by more than one laboratory and can have both positive and negative results. **Therefore, the sum of the numbers in each column will be larger than the total number of people tested.**

Reporting lab	Inconclusive	Negative	Positive	Percent positive	Total
CITYMD		1	3	75%	4
COLLIER HMA PHYSICIAN MANAGEMENT, LLC			4	100%	4
FLORIDA CANCER SPECIALISTS AND RESEARCH		2	2	50%	4
SOUTHWESTERN REGIONAL MEDICAL CENTER - TULSA		4			4
LAKE FOREST PARK OP CO LLC		4			4
MARSHFIELD LABORATORIES			4	100%	4
MIRIMUS INC		1	3	75%	4
CDRX INFUSION			4	100%	4
REHABILITATION CENTER OF WINTER PARK,THE			4	100%	4
ADVENTHEALTH MEDICAL GROUP FAMILY & INTERNAL		1	3	75%	4
UNILAB OF DADE INC			4	100%	4
FLORIDA HEART AND VASCULAR			4	100%	4
UT MEMPHIS UNIVERSITY HEALTH SERVICES			4	100%	4
JOHN T MATHER MEMORIAL HOSPITAL LABORATORY		4			4
WATSON THERAPEUTICS		1	3	75%	4
RAINBOW PEDIATRIC CENTER PA		3	1	25%	4
West Gate Village, LLC		4			4
Health Care Center of Jacksonville			4	100%	4
MEDEXPRESS URGENT CARE-ALTOONA		4			4
WEST COAST FAMILY MEDICAL CARE			4	100%	4
UF HEALTH			4	100%	4
MEDEXPRESS URGENT CARE-PITTSFIELD		4			4
SIGMUND LABS LLC		4			4
TARPON SPRINGS PEDIATRICS, LLC			4	100%	4
CAPE COD HOSPITAL			4	100%	4
KANSAS DEPARTMENT OF HEALTH		2	2	50%	4
EXPRESS TESTING-ONE			4	100%	4
MEDEXPRESS URGENT CARE - RICHMOND, NINE MILE RD		4			4
BARTON MEMORIAL HOSPITAL		3	1	25%	4
STEWART MELBOURNE HOSPITAL			4	100%	4
CVS MINUTE CLINIC DIAGNOSTIC PA		3	1	25%	4
GENEVA GENERAL HOSPITAL LABORATORY		3	1	25%	4
FISHERMEN'S HOSPITAL			4	100%	4
ELITE MEDICAL CENTER			4	100%	4
BENSONHURST URGENT CARE		4			4
MCR HEALTH LAWTON CHILES ADMINISTRATION STE A		1	3	75%	4
THE DOCTORS CENTER HEALTHCARE-SOUTHSIDE		1	3	75%	4
LANE PEDIATRICS PA			4	100%	4
MINUTE CLINIC DIAGNOSTIC OF TEXAS, LLC		4			4
OPTIMAL CARE PEDIATRICS			4	100%	4
ENCOMPASS HOME HEALTH		4			4
SENIOR HOME CARE INC		4			4
MARSHALL MEDICAL CENTER SOUTH LAB		3	1	25%	4
PREMIER MEDICAL ASSOCIATES		4			4
PANCARE HEALTH YOUNGSTOWN			4	100%	4
MEDEXPRESS URGENT CARE - ROBINSON TWP, STEUBENVILLE PIKE		4			4
PLANT CITY PEDIATRICS		4			4

COVID-19: testing by laboratory

Data through Dec 18, 2020 verified as of Dec 19, 2020 at 09:25 AM

Data in this report are provisional and subject to change.

The numbers in the table below represent the number of Florida and non-Florida residents for whom test results were received by the Department of Health. A person can be tested by more than one laboratory and can have both positive and negative results. **Therefore, the sum of the numbers in each column will be larger than the total number of people tested.**

Reporting lab	Inconclusive	Negative	Positive	Percent positive	Total
PRL NYC PANDEMIC RESPONSE LAB			4	100%	4
DEPARTMENT OF HEALTH AND HUMAN SERVICES STATE OF NEW HAMPSHIRE			4	100%	4
L3HARRIS FAMILY MEDICAL CENTER			4	100%	4
ELTINGVILLE CIRCLE URGENT CARE		4			4
PALM HARBOR DERMATOLOGY		4			4
ALVARO J DANGOND MD PA		4			4
BAYLOR ESOTERIC AND MOLECULAR LAB			4	100%	4
LONG ISLAND JEWISH FOREST HILLS HOSPITAL		4			4
PALM BEACH CANCER INSTITUTE			4	100%	4
PR HEALTH			4	100%	4
COVENIENT CARE MEDICAL CLINIC			4	100%	4
ATMORE NURSING CENTER		3	1	25%	4
UTAH DEPARTMENT OF HEALTH			4	100%	4
SONIC REFERENCE LABORATORY			4	100%	4
MEDEXPRESS URGENT CARE - CULPEPER		4			4
TRIDENT BIOMETRICS		3	1	25%	4
CENTERPLACE HEALTH, INC			4	100%	4
ROSEMONT GARDENS INC		4			4
DR. PHILLIPS MEDICAL WELLNESS CENTER		2	2	50%	4
HEALTHY MINORS PEDIATRIC URGENT CARE		4			4
ORCHID COVE		2	2	50%	4
DYNACARE LABORATORIES			4	100%	4
CONCENTRA URGENT CARE		1	3	75%	4
COMPUNET CLINICAL LAB			4	100%	4
MEMORIAL HEALTH CARE SYSTEMS			4	100%	4
ADIRONDACK MEDICAL CENTER		4			4
Nemours Children's Urgent Care			4	100%	4
LEON MEDICAL CENTERS, LLC			4	100%	4
ACCESS PHARMACY		4			4
ORLANDO FAMILY MEDICAL INC		4			4
HENDRY REGIONAL CONVENIENT CARE CENTER			4	100%	4
UNIVERSITY OF WASHINGTON MEDICAL CENTER (UWMC) EMERGENCY DEPT.			4	100%	4
NOVARI CARE LLC		3	1	25%	4
IMIC INC RESEARCH			4	100%	4
INSPIRED LIVING AT PALM BAY		4			4
IMA MEDICAL CENTER		3	1	25%	4
YORKVILLE PEDIATRIC URGENT CARE		4			4
FIFTH AVENUE PEDIATRICS		3	1	25%	4
ADVENTHEALTH NEW SMYRNA BEACH COMMUNITY HEALTH			4	100%	4
NEWPATH DIAGNOSTICS		4			4
Walker BaptistMedCtr		3	1	25%	4
KETTERING HEALTH			4	100%	4
SUTTER TRACY COMMUNITY HOSPITAL			4	100%	4
LEMOYNE COLLEGE WELLNESS CENTER FOR		4			4
PUTNAM HOSPITAL CENTER LABORATORY		4			4
BAY REGIONAL URGENT CARE		1	3	75%	4
UNION CITY MANOR NURSING CENTER		4			4

COVID-19: testing by laboratory

Data through Dec 18, 2020 verified as of Dec 19, 2020 at 09:25 AM

Data in this report are provisional and subject to change.

The numbers in the table below represent the number of Florida and non-Florida residents for whom test results were received by the Department of Health. A person can be tested by more than one laboratory and can have both positive and negative results. **Therefore, the sum of the numbers in each column will be larger than the total number of people tested.**

Reporting lab	Inconclusive	Negative	Positive	Percent positive	Total
GEORGE SAFRAN MD PC		4			4
VRL LABORATORIES			4	100%	4
OSWEGO HOSPITAL LABORATORY		4			4
MEDEXPRESS URGENT CARE-DUBOIS		4			4
HUNTINGTON URGENT CARE		4			4
Stratford Court of Palm Harbor		4			4
MEDEXPRESS URGENT CARE - MARKHAM STREE		3	1	25%	4
BARBARA O'REILLY MD PA		4			4
LABS PLUS LLC		4			4
ACCENT PHYSICIAN SPECIALISTS PA		4			4
BELLIN HEALTH LAB		1	3	75%	4
FLORIDA HOSPITAL ALTAMONTE		2	2	50%	4
THE PLAZA AT PARKSQUARE		4			4
Bardmoor Oaks Healthcare and Rehabilitation Center		3	1	25%	4
PACIFICA SENIOR LIVING OCALA		4			4
FAMILY CARE PARTNERS URGENT CARE LLC		2	2	50%	4
MEDEXPRESS URGENT CARE - GLENDALE		4			4
PRIMECARE		2	2	50%	4
RED MOUNTAIN DIAGNOSTICS		4			4
HAMPTON ALF AT 24TH ROAD LLC			4	100%	4
MISIR DRUGS LLC		4			4
JACKSON COUNTY HEALTH DEPARTMENT			4	100%	4
DYNAMIC HEALTH CENTERS INC		2	2	50%	4
MARION AND BERNARD L SAMSON NURSING CENTER			4	100%	4
ADVANCE URGENT CARE CENTER, LLC			4	100%	4
PM PEDIATRICS OF SELDEN		3	1	25%	4
MD ANDERSON			4	100%	4
OKLAHOMA STATE UNIVERSITY DIAGNOSTIC LAB			4	100%	4
NCHMD INC			4	100%	4
YAZJI PEDIATRIC CARE LLC DBA TUKA PEDIATRICS			4	100%	4
CELAL GUROL ERBAY, MD			4	100%	4
GRAND VILLA OF CLEARWATER		4			4
DIAGNOSTECHS		4			4
PALM BEACH COUNTY HEALTH DEPARTMENT LABORATORY			4	100%	4
SOUTHEASTERN REGIONAL MEDICAL CENTER			4	100%	4
HEALTH AND WELLNESS CENTER			4	100%	4
PEACEHEALTH LABORATORIES		3	1	25%	4
GENUS DIAGNOSTICS			4	100%	4
FLORIDA MEDICAL CLINIC - MULTI SPECIALTY CAMPUS		1	3	75%	4
URGENT TEAM - MUSCLE SHOALS		4			4
ELITE MD GROUP INC		1	3	75%	4
PASSPORT HEALTH OF TAMPA BAY		4			4
FHCP – ORMOND BEACH			4	100%	4
CONSULATE HEATH CARE AT WEST ALTAMONTE			4	100%	4
MINUTECLINIC, LLC, DBA MINUTECLINIC #6106		3	1	25%	4
CAPTAIN JAMES A. LOVELL FEDERAL HEALTHCARE CENTER			4	100%	4
APEX HOME HEALTH CARE		4			4

COVID-19: testing by laboratory

Data through Dec 18, 2020 verified as of Dec 19, 2020 at 09:25 AM

Data in this report are provisional and subject to change.

The numbers in the table below represent the number of Florida and non-Florida residents for whom test results were received by the Department of Health. A person can be tested by more than one laboratory and can have both positive and negative results. **Therefore, the sum of the numbers in each column will be larger than the total number of people tested.**

Reporting lab	Inconclusive	Negative	Positive	Percent positive	Total
Heartland of Boynton Beach			4	100%	4
VALDOSTA FAMILY MEDICINE			4	100%	4
ACE BIOMEDICAL LABS LLC			4	100%	4
MIAMI COMMUNITY HEALTH CENTER INC		1	3	75%	4
GARDENS HEALTH NH LLC		4			4
MED LABS DIAGNOSTICS		3	1	25%	4
COLUMBIA MEMORIAL HOSPITAL LABORATORY		4			4
PERDIDO URGENT CARE			4	100%	4
CHILDREN'S MEDICAL GROUP		4			4
Sunrise Health and Rehabilitation Center			4	100%	4
FHMG_FM AND IM AVALON PARK		1	3	75%	4
ADVENT HEALTH CENTRA CARE - ORANGE LAKE		1	3	75%	4
AHC Decatur County		4			4
WYOMING PUBLIC HEALTH LAB			4	100%	4
CLINICAL LABORATORIES OF THE BUFFALO		3	1	25%	4
LODGE HEALTH AND REHABILITATION CENTER, THE		4			4
MENTAL HEALTH CARE INC		3	1	25%	4
CELERION			4	100%	4
GREENVILLE MEMORIAL HOSPITAL LAB			4	100%	4
COMPREHENSIVE CLINICAL RESEARCH, LLC			4	100%	4
MEDEXPRESS URGENT CARE - SWANSEA, N ILLINOIS ST		4			4
SIGNATURE CARE EMERGENCY CENTER		2	2	50%	4
FLORENCE - HUNTSVILLE HOSPITAL URGENT CARE		3	1	25%	4
Westminster Manor		3	1	25%	4
DTR LABS		3	1	25%	4
AVALON FAMILY RESORT ASSISTED LIVING LLC		4			4
SHARP MEMORIAL HOSPITAL MICROBIOLOGY DEPT			4	100%	4
CAPITAL HEALTH LABORATORY INC			3	100%	3
EMORY BENNETT VETERANS NURSING HOME		3			3
BEEBE MEDICAL CENTER LABORATORY		3			3
FLORIDA MENTOR		3			3
MEDEXPRESS URGENT CARE-HERSHEY		2	1	33%	3
BETTERMED URGENT CARE			3	100%	3
HELIX MEDICAL CENTERS		1	2	67%	3
ERIE COUNTY PUBLIC HEALTH CLINICAL		3			3
ANN STORCK CENTER INC		3			3
CARE ATC - CITY OF BOYNTON BEACH			3	100%	3
CENTRAL DUPAGE HOSPITAL			3	100%	3
MEDEXPRESS URGENT CARE - RICHMOND, W BROAD ST		3			3
CVS MINUTE CLINIC, LLC #22		2	1	33%	3
NORTHERN LIGHT LABORATORY		1	2	67%	3
PENSACOLA PEDIATRICS MILTON			3	100%	3
COVENANT PEDIATRICS		1	2	67%	3
PATIENT FIRST - ALLENTOWN			3	100%	3
ORCHID COVE DAYTONA			3	100%	3
MINUTECLINIC DIAGNOSTIC OF NEW JERSEY, LLC # 7069		3			3
BIRMINGHAM VAMC		1	2	67%	3

COVID-19: testing by laboratory

Data through Dec 18, 2020 verified as of Dec 19, 2020 at 09:25 AM

Data in this report are provisional and subject to change.

The numbers in the table below represent the number of Florida and non-Florida residents for whom test results were received by the Department of Health. A person can be tested by more than one laboratory and can have both positive and negative results. **Therefore, the sum of the numbers in each column will be larger than the total number of people tested.**

Reporting lab	Inconclusive	Negative	Positive	Percent positive	Total
YORK HOSPITAL - LABORATORY			3	100%	3
SANDGATE GARDENS REHAB & NURSING CENTER		2	1	33%	3
BRENTWOOD SENIOR LIVING AT ST PETE			3	100%	3
PINELLAS PARK HEALTH CENTER - PINELLAS CHD		1	2	67%	3
ALOHA HOME CARE LLC DBA ACCENTCARE HOME HEALTH OF		3			3
ADVENT HEALTH - WESTCHASE ER			3	100%	3
BAPTIST OUTPATIENT SERVICES			3	100%	3
PRISMA HEALTH MIDLANDS			3	100%	3
LEE CONVENIENT CARE AT SUMMERLIN			3	100%	3
MD NOW URGENT CARE - DELRAY WEST			3	100%	3
MEDEXPRESS URGENT CARE PLEASANT HILLS		3			3
GRACE WELLNESS CENTER		2	1	33%	3
MEDEXPRESS URGENT CARE - PRINCETON		3			3
SEMINOLE FAMILY HEALTH CENTER		3			3
NOVANT HEALTH PRESBYTERIAN		2	1	33%	3
ORLANDO REGIONAL HEALTH SERVICES		1	2	67%	3
MEDEXPRESS URGENT CARE HUNTINGTON		3			3
MEDEXPRESS URGENT CARE, JOHNSTOWN		2	1	33%	3
OCHSNER MEDICAL CENTER			3	100%	3
ST BARNABAS HOSPITAL		3			3
MINUTECLINIC DIAGNOSTIC OF MICHIGAN		3			3
IOWA DEPARTMENT OF PUBLIC HEALTH			3	100%	3
MINUTECLINIC DIAGNOSTIC OF TN PC #386		3			3
ADVENTHEALTH MEDICAL GROUP PEDIATRICS AT		2	1	33%	3
HELIX LW UC		1	2	67%	3
ADRIANA M CASTRO MD PA		3			3
MEDIC INFUSION PA		3			3
ABSOLUTE HEALTH		3			3
NIGHT LITE PEDIATRICS CENTER		1	2	67%	3
MINUTECLINIC DIAGNOSTIC OF NORTH CAROLINA PC #7054		3			3
NEMOURS CHILDRENS PRIMARY CARE MAITLAND			3	100%	3
QUINTON MEMORIAL HEALTH CARE CENTER		3			3
CENTERPLACE HEALTH			3	100%	3
MEDEXPRESS URGENT CARE, BUTLER		2	1	33%	3
ALABAMA DEPARTMENT OF PUBLIC HEALTH		1	2	67%	3
WANTAGH URGENT CARE		3			3
SHEEPSHEAD BAY URGENT CARE		3			3
CORTLAND REGIONAL MEDICAL CENTER		3			3
PREMIER FAMILY AND SPORTS MEDICINE		2	1	33%	3
FAMILY MEDICINE AT LONGWOOD			3	100%	3
NATIONAL GENETICS INST LABCORP		1	2	67%	3
ADVENT HEALTH APOPKA		1	2	67%	3
LAKE WORTH MANOR		3			3
AVANTE AT MT DORA		1	2	67%	3
LOUISIANA DEPT. OF HEALTH AND HOSPITALS-INFECTIOUS DISEASE EPI SECTION			3	100%	3
FLORIDA DEPARTMENT OF HEALTH IN MIAMI DADE COUNTY		2	1	33%	3
ABBAY MANOR RETIREMENT RESIDENCE INC		3			3

COVID-19: testing by laboratory

Data through Dec 18, 2020 verified as of Dec 19, 2020 at 09:25 AM

Data in this report are provisional and subject to change.

The numbers in the table below represent the number of Florida and non-Florida residents for whom test results were received by the Department of Health. A person can be tested by more than one laboratory and can have both positive and negative results. **Therefore, the sum of the numbers in each column will be larger than the total number of people tested.**

Reporting lab	Inconclusive	Negative	Positive	Percent positive	Total
DEPARTMENT OF PATHOLOGY ROME MEMORIAL		3			3
GARCIA MORALES NELSON			3	100%	3
BRADENTON PHYSICIAN MEDICAL CENTER			3	100%	3
MINUTECLINIC, LLC #05038		3			3
Enterprise Health and Rehabilitation Center		3			3
OPENTRONS PRL		2	1	33%	3
NORTH DAKOTA DEPT OF HEALTH MICROBIOLOGY		1	2	67%	3
KEY WEST URGENT CARE, INC		3			3
NORTHEAST ALABAMA REGIONAL MEDICAL CENTER		2	1	33%	3
ARDEN COURTS OF PALM HARBOR			3	100%	3
MEDEXPRESS URGENT CARE - IRVING		3			3
ADVANCED PEDIATRICS OF BOCA LLC			3	100%	3
AMERICAN SCIENTIFIC LABORATORIES LLC			3	100%	3
NORTH NAPLES HOSPITAL RESPIRATORY THERAPY DEPARTMENT			3	100%	3
PULSE & REMEDY LLC			3	100%	3
ADVENT HEALTH - TIMBERRIDGE ER		2	1	33%	3
PATHOLOGY REFERENCE LAB LLC			3	100%	3
LIFEHOPE LABS			3	100%	3
GYN PATH SERVICES			3	100%	3
ACCESS HEALTH CARE		2	1	33%	3
FLO-MEDILAB SERVICES LLC			3	100%	3
WINDER NURSING INC DBA WINDER HEALTH CARE		3			3
ROCKLAND URGENT CARE FAMILY HEALTH NP		3			3
MEDEXPRESS URGENT CARE - TARENTUM		3			3
TULLAHOMA HMA, LLC		2	1	33%	3
CTRS			3	100%	3
GENOME LLC	1		2	67%	3
MEDICAL CENTER OF THE ROCKIES			3	100%	3
Life Care Center of Citrus County		2	1	33%	3
FLORIDA MEDICAL CL ODOM TPA			3	100%	3
MEDEXPRESS URGENT CARE - LAFAYETTE		3			3
DICKSON MEDICAL ASSOCIATES PC PATH LAB		3			3
INNOVATIVE COVID-DIVERSEY			3	100%	3
THE CLINIC OF PEDIATRICS & GI MEDICINE, INC			3	100%	3
TERRACE OF ST CLOUD, THE		2	1	33%	3
LEWIS COUNTY MANOR		3			3
TERENCE B MITCHELL MD, INC			3	100%	3
HARBOUR'S EDGE		2	1	33%	3
BROOKDALE OAKBRIDGE		1	2	67%	3
MEDICAL UNIVERSITY SC HOSPITAL			3	100%	3
ADVENTHEALTH MEDICAL GROUP PEDIATRIC & ADOLESCENT		3			3
CROSSVILLE MEDICAL GROUP		1	2	67%	3
VELOCITY CARE			3	100%	3
SunTerrace Health Care Center		3			3
GONZALEZ MD AND ASWAD MD HEALTH SERVICES			3	100%	3
MID FLORIDA CLINICAL LABORATORY		2	1	33%	3
MEDEXPRESS URGENT CARE - CLARKSBURG		3			3

COVID-19: testing by laboratory

Data through Dec 18, 2020 verified as of Dec 19, 2020 at 09:25 AM

Data in this report are provisional and subject to change.

The numbers in the table below represent the number of Florida and non-Florida residents for whom test results were received by the Department of Health. A person can be tested by more than one laboratory and can have both positive and negative results. **Therefore, the sum of the numbers in each column will be larger than the total number of people tested.**

Reporting lab	Inconclusive	Negative	Positive	Percent positive	Total
Broadview Multi-Care Center		3			3
APEX CLINICAL LABORATORIES INC		3			3
MADISON COUNTY HEALTH DEPARTMENT		3			3
CITIZENS BAPTIST MEDICAL CENTERS LAB		3			3
EXETER HOSPITAL		3			3
MEDEXPRESS URGENT CARE - MIDLOTHIAN		3			3
PM PEDIATRICS OF BAYSIDE PLLC		3			3
DANIEL M LIBBY MD PLLC		3			3
MEDEXPRESS URGENT CARE-NESHANNOCK TWP		2	1	33%	3
BOLING, STEPHANIE		3			3
BOROPARK URGENT CARE		3			3
SENTARA NORFOLK GENERAL HOSPITAL CENTRAL LAB			3	100%	3
TAMPA		1	2	67%	3
NORTH SHORE HEMATOLOGY-ONCOLOGY ASSOCIATES, PC		3			3
UNIVERSITY OF MICHIGAN		2	1	33%	3
HAWTHORNE INN OF LAKELAND		3			3
ADVENTHEALTH CAR CENTER APOPKA			3	100%	3
CVS MINUTE CLINIC DIAGNOSTIC OF TEXAS		3			3
ONslow MEMORIAL HOSPITAL LABORATORY		3			3
FLORIDA CLINICAL LABORATORY - BIOREFERENCE LABORATORIES		2	1	33%	3
JPR URGENT MEDICAL CARE		3			3
SANFORD MOBILE LAB			3	100%	3
MONTANA DEPARTMENT OF PUBLIC HEALTH & HUMAN SERVICES			3	100%	3
CULLMAN REGIONAL URGENT CARE		2	1	33%	3
DIXIE COUNTY HEALTH DEPARTMENT		2	1	33%	3
TNC WALK IN CLINIC		1	2	67%	3
MEDEXPRESS URGENT CARE - BEECH GROVE		3			3
CRESTVIEW IMMEDIATE CARE LL			3	100%	3
COMMUNITY MEDICAL AND DENTAL CARE INC		3			3
COURTYARD GARDENS OF JUPITER		3			3
MEDEXPRESS URGENT CARE - TEAYS VALLEY		3			3
FAMILY MEDICINE AT WINTER PARK			3	100%	3
PARTNERS PHARMACY OF FLORIDA LLC		3			3
CAMPAZZI CONCIERGE MEDICAL SERVICES		2	1	33%	3
WINDSOR OF LAKEWOOD RANCH,THE		3			3
ORANGE PARK PEDIATRICS			3	100%	3
MINUTE-CLINIC DIAGNOSTIC OF VIRGINIA, LLC #794		3			3
MONROE COUNTY DEPT OF PUBLIC HEALTH ST		3			3
CARE ONE PRIMARY CARE			3	100%	3
NORTHWEST FLORIDA CLINICAL LAB		1	2	67%	3
GROVES CENTER			3	100%	3
JACKSON SOUTH COMMUNITY HOSPITAL LAB			3	100%	3
VAIL VALLEY MEDICAL CENTER			3	100%	3
XPRESS URGENT CARE LLC		3			3
MANORCARE NURSING & REHABILITATION CENTER-NAPLES		3			3
PEDIATRICS BY THE SEA JOG RD OFFICE			3	100%	3
BAY COUNTY HEALTH DEPARTMENT		3			3

COVID-19: testing by laboratory

Data through Dec 18, 2020 verified as of Dec 19, 2020 at 09:25 AM

Data in this report are provisional and subject to change.

The numbers in the table below represent the number of Florida and non-Florida residents for whom test results were received by the Department of Health. A person can be tested by more than one laboratory and can have both positive and negative results. **Therefore, the sum of the numbers in each column will be larger than the total number of people tested.**

Reporting lab	Inconclusive	Negative	Positive	Percent positive	Total
PUBLIC HEALTH TRUST OF MIAMI DADE COUNTY			3	100%	3
MEDEXPRESS URGENT CARE MORGANTOWN		3			3
Nashville Central Laboratory		3			3
INSPIRA MEDICAL CENTER VINELAND LAB		2	1	33%	3
BOCA BIOLISTICS LLC			3	100%	3
TARRANT COUNTY PUBLIC HEALTH		3			3
PEDIATRICS AND ADOLESCENT MEDICINE		2	1	33%	3
ASPEN VALLEY HOSPITAL			3	100%	3
BIG BEND HOSPICE INC		3			3
JEFFERSON COUNTY HEALTH DEPARTMENT-MONTICELLO		2	1	33%	3
MD NOW MEDICAL CENTER INC			3	100%	3
DOCTORS MEDICAL CENTER OF WALTON COUNTY CLINIC			3	100%	3
REGIONAL MEDICAL LAB			3	100%	3
SURETOX LABORATORY LLC		2	1	33%	3
PANCARE HEALTH - ALTHA PUBLIC			3	100%	3
AUSTIN PUBLIC HEALTH			3	100%	3
THOMAS LANGLEY			3	100%	3
MEDEXPRESS URGENT CARE - HOT SPRINGS		3			3
ASSOCIATES MD CYPRESS CREEK			3	100%	3
UNC HOSPITAL/MCLENDON CLINICAL LABORATORIES			3	100%	3
BETH ISRAEL MEDICAL CENTER LABS		3			3
ADVENTHEALTH SEBRING- INFECTION CONTROL DEPARTMENT			3	100%	3
ALLIANCE LABS @LRMC			3	100%	3
FLORIDA MENTOR-POINT WEST CLUSTER		3			3
MAYO		1	2	67%	3
ST VINCENT'S ST CLAIR		2	1	33%	3
BAPTIST HEALTH MEDICAL CENTER			3	100%	3
METHODIST HOSPITAL			3	100%	3
COURTYARD GARDENS OF BOYNTON BEACH, LLC		1	2	67%	3
IGENEX INC		3			3
MACCLENNY NURSING AND REHAB			3	100%	3
HIALEAH SHORES NURSING AND		2	1	33%	3
SOUTH FLORIDA FAMILY HEALTH & RESEARCH CTR			3	100%	3
VIRGINIA DIVISION OF CONSOLIDATED LABORATORIES			3	100%	3
FLORIDA HEALTH CARE PLANS STIRLING CENTER			3	100%	3
MEDICAL CENTER ENTERPRISE			3	100%	3
FLORIDA MEDICAL CLINIC IM MLK		3			3
URGENT CARE - OCONEE		2	1	33%	3
LOYOLA UNIVERSITY MEDICAL CENTER LABORATORY			3	100%	3
KENTUCKY CABINET FOR HEALTH AND FAMILY SERVICES			3	100%	3
ST LUKES HOSPITAL LABORATORY		2	1	33%	3
QUATRACOR PLLC		3			3
INDIANA STATE DEPARTMENT OF HEALTH		1	2	67%	3
MICHIGAN HEALTH CLINIC LABORATORIES		2	1	33%	3
Fouraker Hills Rehab and Nursing			3	100%	3
Calusa Harbour			3	100%	3
SUNSHINE PEDIATRICS OF CENTRAL FLORIDA PL		1	2	67%	3

COVID-19: testing by laboratory

Data through Dec 18, 2020 verified as of Dec 19, 2020 at 09:25 AM

Data in this report are provisional and subject to change.

The numbers in the table below represent the number of Florida and non-Florida residents for whom test results were received by the Department of Health. A person can be tested by more than one laboratory and can have both positive and negative results. **Therefore, the sum of the numbers in each column will be larger than the total number of people tested.**

Reporting lab	Inconclusive	Negative	Positive	Percent positive	Total
SSM HEALTH ST LOUIS MICROBIOLOGY LABORATORY		1	2	67%	3
MPG JACKSONVILLE ATLANTIC BLVD		1	2	67%	3
MEDEXPRESS - NEWARK		3			3
VICAR'S LANDING NURSING HOME		2	1	33%	3
PPD - IXLAYER		3			3
GUARDANT HEALTH		3			3
MUNSON MEDICAL CENTER			3	100%	3
MINUTE CLINIC		1	2	67%	3
BARONESS ERLANGER HOSPITAL		3			3
NOVADX		2	1	33%	3
AMERICAN MEDICAL RESPONSE		3			3
DEACONESS HOSPITAL			3	100%	3
RHEA MEDICAL CENTER		3			3
ENTRUST IMMEDIATE CARE			3	100%	3
AMELIA ASSISTED LIVING FACILITY		3			3
AVANTE INVERNESS		1	2	67%	3
FLORIDA CANCER SPECIALISTS & RESEARCH INSTITUTE		2	1	33%	3
NYC PUBLIC HEALTH LABS			3	100%	3
Bainbridge Health and Rehab		3			3
PM PEDIATRICS OF SELDEN PLLC		3			3
LAFAYETTE NURSING AND REHAB			3	100%	3
HEALTHCARE NETWORK OF SOUTHWEST FLORIDA			3	100%	3
FLORIDA LABORATORY ANALYSIS, LLC			3	100%	3
URGENT DOC - URGENT CARE CLINIC			3	100%	3
TRUE HEALTH – LAKE UNDERHILL		3			3
OKEECHOBEE COUNTY HEALTH DEPT		2	1	33%	3
THE LODGE AND REHABILITATION CENTER		3			3
NEMOURS CHILDRENS PRIMARY CARE HORIZON WEST			3	100%	3
SCIENTIFIC LABORATORY DIVISION			3	100%	3
NC STATE LABORATORY OF PUBLIC HEALTH		3			3
CAREWELL URGENT CARE			3	100%	3
SPRING LAKE REHABILITATION CENTER			3	100%	3
TUFTS MEDICAL CENTER			3	100%	3
LEXINGTON MEDICAL CENTER		1	2	67%	3
LAHEY CLINIC MEDICAL CENTER			3	100%	3
CGH MEDICAL CENTER			3	100%	3
SEA LEVEL LABS			3	100%	3
VILLAGES HEALTH, THE		3			3
UNITY HEALTH AND REHABILITATION CENTER			3	100%	3
WILLIAM A HINTON STATE LABORATORY INSTITUTE		1	2	67%	3
The Crossroads		3			3
NORTHSIDE HOSPITAL		2	1	33%	3
RAPID CITY RUGENT CARE			3	100%	3
PALMS, THE		3			3
KISSIMMEE URGENT CARE		3			3
MEDEXPRESS URGENT CARE-ARLINGTON		2	1	33%	3
CONSOLIDATED LABORATORY SERVICES			3	100%	3

COVID-19: testing by laboratory

Data through Dec 18, 2020 verified as of Dec 19, 2020 at 09:25 AM

Data in this report are provisional and subject to change.

The numbers in the table below represent the number of Florida and non-Florida residents for whom test results were received by the Department of Health. A person can be tested by more than one laboratory and can have both positive and negative results. **Therefore, the sum of the numbers in each column will be larger than the total number of people tested.**

Reporting lab	Inconclusive	Negative	Positive	Percent positive	Total
MARYLAND STATE DEPT OF HEALTH	2		1	33%	3
VA OUTPATIENT CLINIC-NEW PORT RICHEY			3	100%	3
SOFTLAB			3	100%	3
WATSON THERAPEUTICS INC			3	100%	3
CAMELLIA AT DEERWOOD			3	100%	3
US SPECIALTY LABS			3	100%	3
VITAS HEALTHCARE			3	100%	3
NOVALIFE MEDSPA			3	100%	3
MEDEXPRESS URGENT CARE-KATY		3			3
State Lab Unspecifd			3	100%	3
DACH MAIN LAB			3	100%	3
MEDFIRST URGENT CARE			3	100%	3
PRORENATA LABS		1	2	67%	3
INTERNAL MEDICINE LIPID AND WELNNESS PRACTICE			3	100%	3
FAMILY MEDICINE AT WATERMAN		3			3
REELFOOT FAMILY WALK IN CLINIC		2	1	33%	3
PANIRA HEALTHCARE CLINIC			3	100%	3
NEWSTAR MEDICAL LABORATORIES		3			3
TELEVISIT PALM BAY FAMILY PRACTICE		1	2	67%	3
BAPTIST PRIMARY CARE, INC.		2	1	33%	3
LEE MEMORIAL HEALTH SYSTEM		2	1	33%	3
VIDANT MEDICAL CENTER			3	100%	3
PALMS WEST HOSPITAL			3	100%	3
LEESBURG COMMUNITY HEALTH CENTERS			3	100%	3
ORLANDO ORTHOPAEDIC OUTPATIENT SURGERY CENTER		1	2	67%	3
ALLIANCE FOR MULTISPECIALTY RESEARCH		3			3
CULLMAN REGIONAL MEDICAL CENTER		2	1	33%	3
SJH			3	100%	3
GREATER MOBILE URGENT CARE – SPRINGHILL			3	100%	3
URGENT CARE AT LONGWOOD			3	100%	3
MINUTECLINIC, LLC, MINUTECLINIC #7637		3			3
MEDFUSION		2	1	33%	3
MIZELL MEMORIAL HOSPITAL			3	100%	3
TIFTON CARECONNECT URGENT CARE			3	100%	3
MEDEXPRESS URGENT CARE MARTINSBURG		2	1	33%	3
PHYSICIANS IMMEDIATE CARE ELGIN			3	100%	3
LONGWOOD PEDIATRICS LLC			3	100%	3
DOTHAN WEST FAMILY MEDICINE		2	1	33%	3
MOULTRIE CREEK NURSING AND REHAB			3	100%	3
THOMAS INTERNAL MEDICINE		3			3
HILLVIEW LABORATORY			3	100%	3
COLLIER BLVD HMA PHYSICIAN MANAGEMENT,, LLC			3	100%	3
SIGNATURE CARE PFLUGERVILLE			3	100%	3
ESTERO FIRE RESCUE		3			3
MARION COUNTY FIRE RESCUE		3			3
PALM BEACH CDH - DELRAY BEACH			3	100%	3
TRUE HEALTH- HOFFNER		3			3

COVID-19: testing by laboratory

Data through Dec 18, 2020 verified as of Dec 19, 2020 at 09:25 AM

Data in this report are provisional and subject to change.

The numbers in the table below represent the number of Florida and non-Florida residents for whom test results were received by the Department of Health. A person can be tested by more than one laboratory and can have both positive and negative results. **Therefore, the sum of the numbers in each column will be larger than the total number of people tested.**

Reporting lab	Inconclusive	Negative	Positive	Percent positive	Total
PREMIER LABORATORY SERVICES, LLC			3	100%	3
LA MER NH LLC			3	100%	3
CORTLAND COUNTY HEALTH DEPARTMENT		3			3
ESTATES MEDICAL CENTER INC			3	100%	3
MEDICAL CENTER AFFILIATES WEST PALM			3	100%	3
URGENT TEAM - HUNTSVILLE		3			3
MAGNOLIA PEDIATRICS GROUP LLC			3	100%	3
NORTH BROWARD HOSPITAL DISTRICT HEALTHCARE FOR THE HOMELESS			3	100%	3
MONTANA PUBLIC HEALTH LAB			3	100%	3
BAY BREEZE HEALTH AND REHABILITATION CENTER		3			3
MEDICAL SERVICES OF AMERICA HOME HEALTH		3			3
CARESPOT-WELLINGTON			3	100%	3
PREMIER CLINICAL RESEARCH INSTITUTE INC			3	100%	3
MINUTECLINIC DIAGNOSTIC OF TEXAS		3			3
THONOTOSASSA COMMUNITY HEALTH CENTER			3	100%	3
WYOMING DEPT OF HEALTH			3	100%	3
PARRISH MEDICAL CENTER-WAIVED TESTING		3			3
NORTH SHORE HOSP. INFECTION CONTROL			3	100%	3
ELITE PRIMARY CARE OF WAYCROSS			3	100%	3
TENDER CARE ALF		3			3
PINELLAS POINT NURSING AND REHAB			2	100%	2
MAWD PATHOLOGY GROUP			2	100%	2
ALLIED PHYSICIANS GROUP PLLC		2			2
VILLA HEALTH NH LLC			2	100%	2
ADVANCED PEDIATRICS			2	100%	2
CPL LABS			2	100%	2
MEDEXPRESS URGENT CARE - SPRINGDALE, S 40TH STREET		2			2
Robert Cranfield			2	100%	2
DELAWARE DIAGNOSTICS LABS			2	100%	2
Clearwater Center		2			2
CARESPOT EXPRESS HEALTHCARE			2	100%	2
INTERNAL MEDICINE ASSOCIATES-DUNELLON			2	100%	2
SCIENTIFIC LABORATORY COMPANY		2			2
JACKSON LABORATORY OF GENOMIC MEDICINE		2			2
MEDICINE SHOPPE #1306 THE		1	1	50%	2
MEDICAL CENTER AT OCEAN REEF,THE		2			2
Jackson Health Care Facility			2	100%	2
VIRGINIA DEPT OF HEALTH OFFICE OF EPIDEMIOLOGY			2	100%	2
HANOVER ENDOSCOPY CENTER		2			2
TGH Brandon Healthplex Laboratory			2	100%	2
Elba Nursing and Rehabilitation Center, LLC		2			2
THE PATHOLOGY LABORATORY		1	1	50%	2
SPARROW CENTRAL LAB			2	100%	2
IN & OUT URGENT CARE METAIRIE			2	100%	2
LATCHER LABORATORY OF A O FOX MEMORIAL		2			2
SURFSIDE URGENT CARE			2	100%	2
ST JOSEPH'S HOSPITAL LABORATORY			2	100%	2

COVID-19: testing by laboratory

Data through Dec 18, 2020 verified as of Dec 19, 2020 at 09:25 AM

Data in this report are provisional and subject to change.

The numbers in the table below represent the number of Florida and non-Florida residents for whom test results were received by the Department of Health. A person can be tested by more than one laboratory and can have both positive and negative results. **Therefore, the sum of the numbers in each column will be larger than the total number of people tested.**

Reporting lab	Inconclusive	Negative	Positive	Percent positive	Total
LIFESPRING COMMUNITY HEALTH		2			2
ROCKEFELLER UNIVERSITY CLINICAL GENOMICS LABORATOR		2			2
HOLY FAMILY MEDICAL CENTER		1	1	50%	2
MOBIL LAB FOR ALL INC		2			2
ADVENT HEALTH - CENTRAL PASCO ER			2	100%	2
DEPT OF HEALTH			2	100%	2
SIGNATURE HEALTHCARE OF MIDDLEBURG		2			2
BETHPAGE EXTENDED HOURS CENTER		2			2
NEW BRIDGE MEDICAL CENTER		2			2
MID-FLORIDA HEMATOLOGY AND ONCOLOGY CENTERS		2			2
NAVAL BRANCH MEDICAL CLINIC			2	100%	2
REMISE OCCUPATIONAL HEALTH SOLUTIONS INC			2	100%	2
SOUTHERN LABORATORY SERVICES OF NWF		2			2
BAYMEADOWS PRIMARY CARE		2			2
SOUTH DAKOTA DEPARTMENT OF HEALTH		2			2
FLORIDA DEPARTMENT OF HEALTH (FDOH)			2	100%	2
STEUBEN COUNTY PUBLIC HEALTH		2			2
MINUTECLINIC DIAGNOSTIC OF TEXAS, LLC #7435		2			2
OHIO DEPARTMENT OF HEALTH LABORATORY		2			2
ASSOCIATES IN MEDICINE			2	100%	2
RIVERWOOD CENTER,THE			2	100%	2
GEISINGER MEDICAL CENTER		2			2
NORTH DADE NURSING AND REHABILITATION CENTER			2	100%	2
SOUTHSIDE FAMILY MEDICAL		2			2
MEDEXPRESS URGENT CARE - STATE COLLEGE		2			2
MEDEXPRESS URGENT CARE, CHAMBERSBURG		2			2
HOUSTON HEALTH DEPARTMENT - BUREAU OF LABORATORY SERVICES			2	100%	2
LEE PHYSICIAN GROUP		1	1	50%	2
MINUTECLINIC, LLC #03268		2			2
AMEDISYS HOME HEALTH OF GREENVILLE			2	100%	2
MEDICANA NURSING AND REHAB CENTER			2	100%	2
NEMOURS CHILDRENS PRIMARY CARE			2	100%	2
GINKGO-IXLAYER		2			2
PEACE RIVER MEDICAL CENTER		2			2
Lakeview Village		2			2
ST. JOSEPH REGIONAL MEDICAL CENTER			2	100%	2
VERILY LIFE SCIENCES		2			2
PUTNAM COUNTY EMERGENCY RESCUE SERVICE		2			2
GOLDSTEIN			2	100%	2
NEW YORK STATE DEPARTMENT OF HEALTH		1	1	50%	2
LAKE MARY HEALTH AND REHABILITATION CENTER		1	1	50%	2
LEGACY LABORATORY SERVICES			2	100%	2
MINUTE CLINIC LLC #5706		1	1	50%	2
TENNESSEE DEPARTMENT OF HEALTH (TDH) - REGIONAL LABORATORY			2	100%	2
TRUE HEALTH INC			2	100%	2
PRIMARY CARE WALK IN CLINIC PLLC			2	100%	2
MEDICAL CITY DALLAS HOSPITAL			2	100%	2

COVID-19: testing by laboratory

Data through Dec 18, 2020 verified as of Dec 19, 2020 at 09:25 AM

Data in this report are provisional and subject to change.

The numbers in the table below represent the number of Florida and non-Florida residents for whom test results were received by the Department of Health. A person can be tested by more than one laboratory and can have both positive and negative results. **Therefore, the sum of the numbers in each column will be larger than the total number of people tested.**

Reporting lab	Inconclusive	Negative	Positive	Percent positive	Total
BENTON PEDIATRICS		2			2
ADVENTHEALTH IMAGING PARTIN SETTLEMENT			2	100%	2
MEDEXPRESS URGENT CARE - FORT WORTH S		2			2
CAPRONA GROUP HOME			2	100%	2
ORLANDO MEDICAL CENTER PL			2	100%	2
PIEDMONT HOSPITAL LAB			2	100%	2
CHESTERFIELD HEALTHCARE GROUP, INC		2			2
CVS MINUTE CLINIC DIAGNOSTIC OF TN #3293		2			2
FLORIDA HOSPITAL LABORATORIES		2			2
THE PALMS REHABILITATION AND HEALTHCARE CENTER		2			2
LIFE CARE HOME HEALTH SERVICES LLC			2	100%	2
ATLAS GENOMICS			2	100%	2
UTMB PATHOLOGY CLINICAL SERVICES LABORATORY			2	100%	2
SINAI PLAZA NURSING AND REHAB CENTER			2	100%	2
MORGAN STANLEY HEALTH CENTER		2			2
PINECREST PEDIATRICS GROUP LLC			2	100%	2
NEMOURS CHILDREN'S PRIMARY CARE THE VILLAGES		2			2
BRITO MEDICAL CENTER			2	100%	2
HOME ACCESS HEALTH			2	100%	2
MINUTECLINIC, LLC #5707		2			2
ARLINGTON DIALYSIS CENTER LLC		2			2
MINUTECLINIC DIAGNOSTIC OF VIRGINIA		2			2
POMERENE HOSPITAL			2	100%	2
FLORIDA DEPARTMENT OF HEALTH WASHINGTON COUNTY		1	1	50%	2
TRINITAS REGIONAL MEDICAL CENTER		1	1	50%	2
UNIVERSITY OF MISSOURI HEALTH CARE			2	100%	2
Lake Charles Healthcare LLC dba Landmark Lake Charles			2	100%	2
OELWEIN HEALTH CARE CENTER		2			2
MIDLAND MEMORIAL HOSPITAL			2	100%	2
Fort Gaines Health and Rehab		2			2
MEDEXPRESS URGENT CARE - CHRISTIANBURG		2			2
LAKELAND REGIONAL HEALTH		2			2
NATIONAL JEWISH HEALTH			2	100%	2
ADVICE FOR OPTIMAL WELLNESS			2	100%	2
LACORP		1	1	50%	2
MC DIAGNOSTIC OF CONNECTICUT PC #459		2			2
MINUTECLINIC DIAGNOSTIC OF VIRGINIA, LLC #1656		2			2
TMH PHYSICIAN PARTNERS SOUTHWOOD			2	100%	2
VAULT HEALTH			2	100%	2
CITRUS PARK			2	100%	2
MINUTE CLINIC DIAGNOSTIC OF SOUTH CAROLINA		1	1	50%	2
KAILOS GENETICS INC			2	100%	2
FIRST CARE - MIDDLESBORO			2	100%	2
EASTLAKE MEDICAL CENTER		2			2
PINARD HOME HEALTH SERVICES INC			2	100%	2
NORTHCREST MEDICAL CENTER			2	100%	2
Good Samaritan Society-Blackduck		1	1	50%	2

COVID-19: testing by laboratory

Data through Dec 18, 2020 verified as of Dec 19, 2020 at 09:25 AM

Data in this report are provisional and subject to change.

The numbers in the table below represent the number of Florida and non-Florida residents for whom test results were received by the Department of Health. A person can be tested by more than one laboratory and can have both positive and negative results. **Therefore, the sum of the numbers in each column will be larger than the total number of people tested.**

Reporting lab	Inconclusive	Negative	Positive	Percent positive	Total
ADVENT HEALTH MEDICAL GROUP FAMILY MEDICINE			2	100%	2
UT AUSTIN UNIVERSITY HEALTH SERVICES			2	100%	2
MC DIAGNOSTIC OF CONNECTICUT, PC # 257		1	1	50%	2
FELICIDAD MEDICAL CENTER INC			2	100%	2
MEDEXPRESS URGENT CARE - MBURG COMMONS		2			2
SUMNER REGIONAL MEDICAL CENTER		2			2
MEDEXPRESS URGENT CARE FOX CHAPEL		2			2
87TH MEDICAL GROUP – MCGUIRE AMBULATORY CARE FACILITY		2			2
Bedford Care Center of Hattiesburg		2			2
SANIBEL MEDICAL CLINIC			2	100%	2
MARTIN MEDICAL CENTER INC		1	1	50%	2
WOMENS CARE FLORIDA LLC-LABORATORY		2			2
SPECTRA LABS		1	1	50%	2
ALLIANCE PEDIATRICS PA			2	100%	2
TERRACE AT HOBE SOUND, THE		1	1	50%	2
COL CROSSROAD		1	1	50%	2
BAHIA OAKS LODGE		2			2
BERGEN COUNTY SURGICAL AND ENDOSCOPY CENTER		2			2
ASCENSION ST MICHAEL'S HOSPITAL LAB		1	1	50%	2
SUPERIOR RESIDENCES OF CLERMONT		2			2
SHANDS AT LAKE SHORE LAB			2	100%	2
SUN TERRACE HEALTH CARE CENTER			2	100%	2
CARENOW URGENT CARE-DONELSON		2			2
AUSTIN REGIONAL CLINIC MICROBIOLOGY LAB			2	100%	2
POINT OF CARE PRIVATE HEALTH MANAGEMENT			2	100%	2
BMC/JACSONVILLE		1	1	50%	2
URGENT CARE OF ERWIN		2			2
MEDEXPRESS URGENT CARE-SELINGSGROVE		2			2
OURMED		2			2
ASPIRUS RIVERVIEW HOSPITAL & CLINICS INC		1	1	50%	2
MEDEXPRESS URGENT CARE LAVALE		2			2
WISE HEALTH SYSTEM		1	1	50%	2
RAPID URGENT CARE - ALBANY			2	100%	2
SOUTHEAST GEORGIA HEALTH SYSTEM			2	100%	2
NEMOURS CHILDRENS PRIMARY CARE OVIEDO			2	100%	2
RIVERVIEW MEDICAL CLINIC		2			2
HCR MANOR CARE SERVICES OF FLORIDA III INC		2			2
SIMEDHEALTH LLC		2			2
RENFREW CENTERS INC		2			2
ST. LUKE'S HOSPITAL - BETHLEHEM CAMPUS		1	1	50%	2
WEST COAST PEDIATRICS			2	100%	2
DISCOVERY VILLAGE AT STUART			2	100%	2
MEDEXPRESS URGENT CARE - TULSA, S YALE AVE		2			2
EAST NAPLES PEDIATRICS			2	100%	2
ST. ELIZABETH HEALTHCARE			2	100%	2
PALMETTO FAMILY HEALTH CENTER			2	100%	2
MAIN STREET MEDICAL CENTERS		2			2

COVID-19: testing by laboratory

Data through Dec 18, 2020 verified as of Dec 19, 2020 at 09:25 AM

Data in this report are provisional and subject to change.

The numbers in the table below represent the number of Florida and non-Florida residents for whom test results were received by the Department of Health. A person can be tested by more than one laboratory and can have both positive and negative results. **Therefore, the sum of the numbers in each column will be larger than the total number of people tested.**

Reporting lab	Inconclusive	Negative	Positive	Percent positive	Total
CROSSROADS URGENT CARE, PLLC		2			2
ARCPPOINT LABS OF ALTAMONTE SPRINGS			2	100%	2
VIGILINT HEALTHCARE		1	1	50%	2
ARKANSAS DEPARTMENT OF HEALTH			2	100%	2
Life Care Center of Orlando			2	100%	2
MED EXPRESS URGENT CARE PC - MARYLAND		2			2
MEMORIAL HERMANN CONSOLIDATED LABORATORY SERVICES			2	100%	2
VANAYER HEALTHCARE AND REHAB CENTER		2			2
PM PEDIATRICS OF BAYSIDE, PLLC - MANHASSET		2			2
CVS MINUTE CLINIC DIAGNOSTIC		2			2
UNITED MEMORIAL MEDICAL CENTER			2	100%	2
HAWAII DEPARTMENT OF HEALTH			2	100%	2
AFC PHYSICIANS OF FLORIDA, PA			2	100%	2
CAYUGA COUNTY HEALTH DEPARTMENT		2			2
REGIONS HOSPITAL LABORATORY			2	100%	2
MEDEXPRESS URGENT CARE - BLUEFIELD		1	1	50%	2
ROANE MEDICAL CENTER		1	1	50%	2
ADVENTHEALTH MEDICAL GROUP PEDIATRICS		1	1	50%	2
BROOKDALE SENIOR LIVING			2	100%	2
VIRTUA MEMORIAL HOSPITAL BURLINGTON COUNTY			2	100%	2
SKIPPACK MEDICAL LAB			2	100%	2
MADISON HOSPITAL LABORATORY			2	100%	2
Parkridge Specialty Care		2			2
TIEHH BIOTERRORISM RESPONSE LAB			2	100%	2
GULF COAST REGIONAL MEDICAL CARE		2			2
SOUTH CAROLINA DEPT OF HEALTH AND ENVIRONMENT CONTROL		2			2
KENDALL REGIONAL MEDICAL CNTR			2	100%	2
MEDEXPRESS URGENT CARE - WEIRTON		2			2
NCH NORTH NAPLES HOSPITAL			2	100%	2
BAYSTATE MEDICAL CENTER		1	1	50%	2
Metro West Nursing and Rehab			2	100%	2
ADVANCED MEDICAL CARE			2	100%	2
Magnolia Health and Rehab Center			2	100%	2
MEDEXPRESS URGENT CARE - FREDERICK		2			2
MEDSTAR HARBOR HOSPITAL			2	100%	2
ADVOCATE SHERMAN HOSPITAL			2	100%	2
PALM MEDICAL CENTER - PLANT CITY		2			2
STARR COUNTY MEMORIAL HOSPITAL			2	100%	2
COOK HOSPITAL AND CARE CENTER		1	1	50%	2
DEPARTMENT OF HEALTH AND HUMAN SERVICES DIVISION OF BEHAVIORAL HEALTH		1	1	50%	2
ACCESS MEDICAL GROUP OF FLORIDA CITY			2	100%	2
ST. CLOUD PHARMACY AND WELLNESS CENTER		2			2
FIRST CHOICE MEDICAL PC			2	100%	2
NEW GEN LABS			2	100%	2
MOBILE COUNTY HEALTH DEPARTMENT		1	1	50%	2
ACL LABORATORIES INDUSTRIAL TOXICOLOGY			2	100%	2
INA		1	1	50%	2

COVID-19: testing by laboratory

Data through Dec 18, 2020 verified as of Dec 19, 2020 at 09:25 AM

Data in this report are provisional and subject to change.

The numbers in the table below represent the number of Florida and non-Florida residents for whom test results were received by the Department of Health. A person can be tested by more than one laboratory and can have both positive and negative results. **Therefore, the sum of the numbers in each column will be larger than the total number of people tested.**

Reporting lab	Inconclusive	Negative	Positive	Percent positive	Total
POMONA VALLEY COMMUNITY HOSPITAL			2	100%	2
STEWARD MELBOURNE HOSPITAL, INC			2	100%	2
TRICORE REFERENCE LABORATORY		1	1	50%	2
PHYSICIANS REGIONAL MEDICAL CTR - COLLIER BLVD			2	100%	2
AGILE URGENT CARE			2	100%	2
CVS MINUTE CLINIC			2	100%	2
INSPIRIT SENIOR LIVING			2	100%	2
Great Lakes Health Center			2	100%	2
METHODIST MANSFIELD MEDICAL CENTER			2	100%	2
PRESBYTERIAN HOME		2			2
CHARLOTTE COUNTY HEALTH DEPARTMENT			2	100%	2
ALL PEDIATRIC CARE PA			2	100%	2
MINUTE CLINIC DIAGNOSTIC OF PENNSYLVANIA		2			2
GALEN BAYLOR EXTENSION		2			2
CELEBRATION PEDIATRICS			2	100%	2
PALOS COMMUNITY HOSPITAL LABORATORY			2	100%	2
STANFORD HEALTH CARE ANATOMIC PATHOLOGY & CLINICAL LAB			2	100%	2
MONTEFIORE MEDICAL CENTER LABS MONTEFIORE		1	1	50%	2
JUPITER INTERNAL MEDICINE AND ASSOCIATES			2	100%	2
BAPTIST HEALTHCARE - LAKEVIEW CENTER INC		2			2
ROPER HOSPITAL			2	100%	2
CELEBRATION PEDIATRICS PA			2	100%	2
CHEROKEE COUNTY HEALTH AND REHAB CENTER		2			2
FLAGLER PROFESSIONAL HEALTH CAE SERVICES INC		2			2
MINUTECLINIC DIAGNOSTIC OF NORTH CARO		2			2
CALIFORNIA DIVISION OF COMMUNICABLE DISEASE CONTROL			2	100%	2
PALM CITY NURSING AND REHAB CENTER			2	100%	2
CLEVELAND CLINIC IMAGING			2	100%	2
VA PRIMARY CARE ANNEX			2	100%	2
DMC UNIVERSITY LABORATORIES		1	1	50%	2
FLORIDA MEDICAL CENTER OF CLEARWATER		2			2
STUDENT HEALTH SERVICES			2	100%	2
INTEGRITY CLINICAL RESEARCH CENTER INC		1	1	50%	2
FLORIDA HOSPITAL PHYSICIAN GROUP		1	1	50%	2
WISCONSIN STATE LABORATORY OF HYGIENE		1	1	50%	2
LIFE CARE CENTER OF PALM BAY		2			2
CVS MINUTE CLINIC DIAGNOSTIC OF VIRGINIA		2			2
BAYSHORE MEDICAL CENTER			2	100%	2
MINUTECLINIC DIAGNOSTIC PA #7110		2			2
FLORIDA MEDICAL CLINIC -INTERNAL MED DADE CITY			2	100%	2
Workmens Circle Multicare Center		2			2
MEASE COUNTRYSIDE HOSPITAL CARDIAC REH			2	100%	2
PARADIGM LABORATORIES			2	100%	2
FAMILY PRACTICE OF DAVIE INC			2	100%	2
FLORIDA MEDICAL CLINIC CARDIOLOGY-ZH			2	100%	2
ST PETERSBURG PEDIATRICS-EAST BAY			2	100%	2
MINUTECLINIC DIAGNOSTIC OF OHIO #6192		2			2

COVID-19: testing by laboratory

Data through Dec 18, 2020 verified as of Dec 19, 2020 at 09:25 AM

Data in this report are provisional and subject to change.

The numbers in the table below represent the number of Florida and non-Florida residents for whom test results were received by the Department of Health. A person can be tested by more than one laboratory and can have both positive and negative results. **Therefore, the sum of the numbers in each column will be larger than the total number of people tested.**

Reporting lab	Inconclusive	Negative	Positive	Percent positive	Total
LINCOLN MEDICAL CENTER		2			2
EXCEPTIONAL EMERGENCY CENTER - AMARILLO			2	100%	2
CORNERSTONE MEDICAL CARE OF BRANDON		2			2
OHIO DEPARTMENT OF HEALTH			2	100%	2
ACCESS LABORATORIES LLC			2	100%	2
THE CLUB AT BOYNTON BEACH, LLC			2	100%	2
Cleveland Clinic Weston			2	100%	2
CLAY PRIMARY & FAMILY CARE LLC			2	100%	2
COVANCE			2	100%	2
COASTAL MEDICAL LAB			2	100%	2
NLC LABS			2	100%	2
FLORIDA HEALTHCARE OF ORLANDO			2	100%	2
STEWART ST ELIZABETH MEDICAL CENTER			2	100%	2
COMMUNITY MEDICAL CENTER			2	100%	2
NORTHWELL HEALTH			2	100%	2
LILY PHARMACY		2			2
WALGREENS #05477		2			2
JRS LABORATORY			2	100%	2
AVANTE AT OCALA INC			2	100%	2
UNIVERSITY HOSPITAL OF BROOKLYN		2			2
PruittHealth Lakehaven		2			2
SCDHEC BUREAU OF LABORATORIES			2	100%	2
MED FUSION			2	100%	2
SWEETWATER NURSING CENTER		2			2
JOHNSON CITY MEDICAL CENTER		1	1	50%	2
NORTHDAL REHABILITATION CENTER			2	100%	2
MEDEXPRESS URGEN CARE - EAST BRUNSWICK		2			2
MEDEXPRESS URGENT CARE-BLOOMFIELD AVEN		2			2
ADVENT HEALTH MEDICAL GROUP- FAMILY MEDICINE AT DR. PHILIPS			2	100%	2
SHORE MEDICAL CENTER		2			2
VENICE GREEN VILLAGE		2			2
UNIVERSITY HOSPITALS OF CLEVELAND			2	100%	2
MEDEXPRESS URGENT CARE - HUNTINGTON WE		2			2
CAREHERE LCS- EUSTIS			2	100%	2
CLEAR LAKE REGIONAL MEDICAL CENTER			2	100%	2
MINUTECLINIC, DIAGNOSTIC OF TEXAS, LLC		2			2
SPECIALTY LABORATORIES			2	100%	2
PRINCETON BMC LABORATORY		2			2
ST VINCENTS AMBULATORY CARE INC DBA			2	100%	2
Church Creek SNF			2	100%	2
SPECTRUM HEALTH			2	100%	2
JUPITER MEDICAL CENTER URGENT CENTER			2	100%	2
PHYSICIANS LABORATORY SERVICES			2	100%	2
GULF COAST IMMEDIATE CARE CENTER		1	1	50%	2
MAGNOLIA ADULT, LLC			2	100%	2
MEDEXPRESS URGENT CARE MURRYSVILLE		1	1	50%	2
PEDIATRICS IN BREVARD-COCOA BEACH		2			2

COVID-19: testing by laboratory

Data through Dec 18, 2020 verified as of Dec 19, 2020 at 09:25 AM

Data in this report are provisional and subject to change.

The numbers in the table below represent the number of Florida and non-Florida residents for whom test results were received by the Department of Health. A person can be tested by more than one laboratory and can have both positive and negative results. **Therefore, the sum of the numbers in each column will be larger than the total number of people tested.**

Reporting lab	Inconclusive	Negative	Positive	Percent positive	Total
UNIVERSTIY OF ILLINOIS HOSPITAL			2	100%	2
PROPATH			2	100%	2
MEDEXPRESS URGENT CARE - WEST ST PAUL, ROBERT ST S		2			2
WALGREENS #07502		2			2
ONE MEDICAL GROUP		1	1	50%	2
PEDIATRIC HEALTH CARE		1	1	50%	2
THE HOSPITAL OF PROVIDENCE EMERGENCY ROOM			2	100%	2
PUBLIC HEALTH LABORATORY	1		1	50%	2
BAYCARE MEDICAL GROUP			2	100%	2
SPRING HILL REGIONAL HOSPITAL			2	100%	2
FLORIDA PRIMARY & SPECIALTY CARE		2			2
KINGS COUNTY HOSPITAL CENTER			2	100%	2
PHYSICIANS MEDICAL CENTER		2			2
ADVANCED RESEARCH FOR HEALTH IMPROVEMENT		1	1	50%	2
MORTON PLANT NORTH BAY HOSPITAL			2	100%	2
MEMORIAL SLOAN KETTERING CANCER CENTER		1	1	50%	2
MID - FLORIDA PATHOLOGY LLC		1	1	50%	2
MEDEXPRESS URGENT CARE - OMAHA N 72 ST		2			2
UK HEALTHCARE			2	100%	2
PLEASANTVILLE OF SEBASTIAN LLC			2	100%	2
THE LITTLE CLINIC			2	100%	2
ST LUKES HOSPITAL			2	100%	2
BAYLOR COLLEGE OF MEDICINE			2	100%	2
MINUTECLINIC DIAGNOSTIC OF PA LLC		2			2
PANCARE HEALTH - PONCE DE LEON			2	100%	2
CELEBRATION PRIMARY CARE ASSOCIATES LLC		2			2
INTEGRATED REGIONAL LABS			2	100%	2
FAMILY FIRST PEDIATRICS			2	100%	2
ALVERNO CLINICAL LABORATORIES			2	100%	2
MEDEXPRESS URGENT CARE - WASHINGTON		2			2
ST. MARY'S MEDICAL CENTER EVANSVILLE, INC			2	100%	2
DEKALB MEDICAL CENTER LABORATORY			2	100%	2
SACRED HEART HOSPITAL ON THE EMERALD			2	100%	2
FAST PACE MEDICAL CLINIC		2			2
JULIE STAATS DO		2			2
MD NOW URGENT CARE CENTER INC.			2	100%	2
MINUTE CLINIC DIAGNOSTIC OF NEW JERSEY		2			2
SACRED HEART HEALTH SYSTEM, INC			2	100%	2
COVID PROCESSING SITE			2	100%	2
FLORIDA CLINICAL LABORATORY INC			2	100%	2
JUST BELIEVE RECOVERY CENTER			2	100%	2
CLEVELAND CLINIC FLORIDA			2	100%	2
SOUTHERN TENNESSEE MEDICAL CENTER			2	100%	2
LONG ISLAND UNIVERSITY - POST CAMPUS		2			2
CVS MINUTE CLINIC DIAG OF IND LLC #5206		1	1	50%	2
ORANGE COUNTY HEALTH DEPARTMENT		1	1	50%	2
OAKBRIDGE TERRACE AT SAE			2	100%	2

COVID-19: testing by laboratory

Data through Dec 18, 2020 verified as of Dec 19, 2020 at 09:25 AM

Data in this report are provisional and subject to change.

The numbers in the table below represent the number of Florida and non-Florida residents for whom test results were received by the Department of Health. A person can be tested by more than one laboratory and can have both positive and negative results. **Therefore, the sum of the numbers in each column will be larger than the total number of people tested.**

Reporting lab	Inconclusive	Negative	Positive	Percent positive	Total
ADVENT HEALTH CENTRAL TEXAS		1	1	50%	2
MEDICAL CENTER LABORATORY			2	100%	2
MEDEXPRESS - NEW CASTLE, DUPONT HWY		2			2
UT PATH			2	100%	2
RAINY LAKE MEDICAL CENTER			2	100%	2
CLINICA HISPANIA			2	100%	2
CROSSROADS			2	100%	2
MARCO ISLAND HOSPITAL INC D/B/A		1	1	50%	2
FLORIDA COMMUNITY HEALTH CENTERS, INC.			2	100%	2
SANFORD REGIONAL HOSPITAL WORTHINGTON		2			2
ADVANCED URGENT CARE LLC			2	100%	2
GULF COAST PEDIATRICS OF SARASOTA PA		1	1	50%	2
SACRED HEART HEALTH SYSTEM INC		2			2
OCALA REGIONAL KIDNEY CENTER-WEST			2	100%	2
MINUTE-CLINIC DIAGNOSTIC OF VIRGINIA, LLC #2003		1	1	50%	2
SUNBRIDGE CARE & REHAB FOR DECATUR		2			2
HEART OF FLORIDA HEALTH CENTER INC			2	100%	2
GRAND VILLA OF MELBOURNE			2	100%	2
MINUTECLINIC, LLC #05814		2			2
IN AND OUT URGENT CARE			2	100%	2
MINUTE CLINIC DIAGNOSTIC OF MICHIGAN PC		2			2
JUPITER MEDICAL CENTER URGENT CARE - STUART			2	100%	2
DALLAS MEDICAL CENTER			2	100%	2
TIFFANY LAKE CARE CENTERS INC		2			2
ADVENTHEALTH EAST ORLANDO EMPLOYEE CLINIC		2			2
BNC Medical Investors, LLC Berrien Nursing & Rehabilitation Center		2			2
MEDEXPRESS URGENT CARE GREENSBURG		2			2
SPRINGS MEDICAL LAB		1	1	50%	2
FL DEPT OF HEALTH MARION COUNTY MOBILE HEALTH UNIT			2	100%	2
BROOKDALE ORANGE PARK		2			2
ELMHURST MEMORIAL HOSPITAL			2	100%	2
RIO PINAR HEALTH CARE			2	100%	2
VALLEY BAPTIST MEDICAL CENTER: BROWNSVILLE			2	100%	2
OHIO HEALTH DOCTORS HOSPITAL			2	100%	2
NATIONWIDE LABORATORY SERVICES		1	1	50%	2
MEMORIAL HERMANN			2	100%	2
SIGNATURE CARE LEWISVILLE-EMERGENCY CENTER		1	1	50%	2
PREMIER FAMILY HEALTH PA			2	100%	2
LEXINGTON PLACE			2	100%	2
TMH PHYSICIAN PARTNERS BLOUNTSTOWN			2	100%	2
AMERICAN MEDICAL LABORATORIES			2	100%	2
PREMIER MEDICAL LABORATORY			2	100%	2
CSS- TWELVE OAKS			2	100%	2
MEDEXPRESS URGENT CARE-SCOTT TOWNSHIP		2			2
PANCARE HEALTH - SNEADS ELEMENTARY			2	100%	2
NOT GIVEN		1	1	50%	2
UNIVERSITY OF KANSAS MEDICAL CENTER			2	100%	2

COVID-19: testing by laboratory

Data through Dec 18, 2020 verified as of Dec 19, 2020 at 09:25 AM

Data in this report are provisional and subject to change.

The numbers in the table below represent the number of Florida and non-Florida residents for whom test results were received by the Department of Health. A person can be tested by more than one laboratory and can have both positive and negative results. **Therefore, the sum of the numbers in each column will be larger than the total number of people tested.**

Reporting lab	Inconclusive	Negative	Positive	Percent positive	Total
COASTAL LABORATORIES OF FLORIDA			2	100%	2
OUR LADY OF THE LAKE REGIONAL MEDICAL CENTER			2	100%	2
Iowa Veterans Home		2			2
KINGS BAY PEDIATRICS LLC			2	100%	2
CCRX OF NORTH CAROLINA, LLC		1	1	50%	2
Heartland Healthcare Center Boca Raton			2	100%	2
LAB CORP OF AMER SAN DIEGO			2	100%	2
URGENT CARE AND SURGERY CENTER			2	100%	2
PM PEDIATRICS OF BAYSIDE PLLC - HOPEWELL JUNCTION		2			2
CARENOW-LEBANON		1	1	50%	2
EXPRESSCARE URGENT CARE CENTER			2	100%	2
ADVICE FOR OPTIMAL WELLNESS, INC			2	100%	2
JOHNNIE RUTH CLARKE LAB			2	100%	2
URGENT CARE USA LLC			2	100%	2
Medilodge of Montrose		2			2
DOCTORS HOSPITAL RENAISSANCE			2	100%	2
URGENT MED INC		1	1	50%	2
ADVANCED URGENT CARE CENTER OF THE UPPER KEYS			2	100%	2
CUMBERLAND MEDICAL CENTER INC		2			2
MAIN STREET MEDICAL CENTER OF CRESTVIEW PA			2	100%	2
CONSULATE HEALTH CARE		1	1	50%	2
RELIANT IMMUNE DIAGNOSTICS			2	100%	2
MAJESTIC GUARDIANS			2	100%	2
TULANE MEDICAL CENTER			2	100%	2
CALIFORNIA DEPARTMENT OF PUBLIC HEALTH			2	100%	2
MEDEXPRESS URGENT CARE-WILKINS TOWNSHIP, WILLIAM PENN HIGHWAY		2			2
BAYFRONT HEALTH - CONVENIENT CARE NORTHEAST			2	100%	2
MEDEXPRESS URGENT CARE - SUMMERSVILLE, WEBSTER RD		2			2
MERCY HEALTH LAB		1	1	50%	2
MEDEXPRESS URGENT CARE - SOUTH PARKERSBURG		2			2
MC DIAGNOSTIC OF CONNECTICUT, PC #1966		2			2
DOCTOR 4 U CLINIC			2	100%	2
MEDEXPRESS-HOUSTON EAST FWY		1	1	50%	2
FLORIDA KEYS PED & ADOLES CTR			2	100%	2
NAVAL MEDICAL CENTER SAN DIEGO			2	100%	2
BIOHEALTH MEDICAL LAB INC			2	100%	2
AFFORDABLE PRIMARY CARE LLC		2			2
ADVENTIST HINSDALE HOSPITAL LABORATORY			2	100%	2
NOVA SOUTHEASTERN UNIVERSITY - STUDENT MEDICAL CTR			2	100%	2
RIVER CITY MEDICAL ASSOCIATES INC			2	100%	2
NEBRASKA MEDICAL CENTER			2	100%	2
University Center East			2	100%	2
EMERALD COAST CENTER			2	100%	2
SCIENTIA DIAGNOSTICS			2	100%	2
UW HOSPITAL AND CLINICS		1	1	50%	2
APC PEDIATRICS			2	100%	2
PELICAN LANDING		1	1	50%	2

COVID-19: testing by laboratory

Data through Dec 18, 2020 verified as of Dec 19, 2020 at 09:25 AM

Data in this report are provisional and subject to change.

The numbers in the table below represent the number of Florida and non-Florida residents for whom test results were received by the Department of Health. A person can be tested by more than one laboratory and can have both positive and negative results. **Therefore, the sum of the numbers in each column will be larger than the total number of people tested.**

Reporting lab	Inconclusive	Negative	Positive	Percent positive	Total
LEGACY ER & URGENT CARE - FRISCO WEST			2	100%	2
SUNCOAST BLOOD BANK			2	100%	2
Greystone Nursing and Rehab, LLC			2	100%	2
Warren Center for Rehabilitation and Nursing		2			2
CVS MINUTE CLINIC DIAGNOSTIC MED GRP		2			2
UC CORAL GABLES			2	100%	2
ROAN DRUG COMPANY LLC		2			2
WASHINGTON STATE DEPARTMENT OF HEALTH PUBLIC HEALTH LABORATORIES			2	100%	2
DRR JMC URGENT CARE DONALD ROSS			2	100%	2
NAVAL MEDICAL CENTER			2	100%	2
LIFT HEALTH		2			2
CHAPPEL GROUP RESEARCH, THE		2			2
MINUTE CLINIC DIAGNOSTIC OF NORTH CAROLINA		2			2
UNIVERSITY OF MARYLAND MEDICAL CENTER			2	100%	2
Alden Des Plaines			2	100%	2
NORTON IMMEDIATE CARE CENTER - PRESTON			2	100%	2
DISCOVERY VILLAGE AT THE FORUM		2			2
FLORIDA MEDICAL CLINIC RADIOLOGY DALE MABRY		2			2
Lakeside Oaks Care Center			2	100%	2
HARLEM HOSPITAL CENTER		2			2
Avanti Wellness and Rehab			2	100%	2
COASTAL COMPLETE CARE			2	100%	2
PEPIN ACADEMIES-PASCO		2			2
MEDEXPRESS URGENT CARE - KOKOMO		2			2
TALLAHASSEE MEMORIAL HEALTHCARE FAMILY MED RESIDENCY			2	100%	2
MINUTECLINIC DIAGNOSTIC OF MICHIGAN PC		2			2
WALGREENS #13605		2			2
BOND COMMUNITY HEALTH CENTER			2	100%	2
PLASMA MED RESEARCH DBA		2			2
WHOLE CHILD PEDIATRICS			2	100%	2
HUNTERS CREEK PEDIATRICS		2			2
SMOKY MOUNTAIN URGENT CARE AND FAMILY MEDICINE CENTER			2	100%	2
RUSSELL MEDICAL CENTER		2			2
INDIANA STATE DEPARTMENT OF HEALTH LABORATORIES			2	100%	2
CRUC CMCH-COVID-19		2			2
ORLANDO LUTHERAN TOWERS		1	1	50%	2
NURSING PLUS OF BROWARD LLC		1	1	50%	2
TMH EC NORTHEAST LABORATORY			2	100%	2
MD NOW URGENT CARE MEDICAL CENTERS INC			2	100%	2
CERTIVIA LABORATORIES			2	100%	2
MINUTECLINIC DIAG OF IND LLC #1138		1	1	50%	2
Alden Terrace of McHenry			2	100%	2
CVS MINUTE CLINIC DIAGNOSTIC OF KANSAS, PA		2			2
CARE 365			2	100%	2
ORMOND BEACH URGENT CARE			2	100%	2
DELCARE PA			2	100%	2
JOHN D. ARCHBOLD MEM. HOSPITAL			2	100%	2

COVID-19: testing by laboratory

Data through Dec 18, 2020 verified as of Dec 19, 2020 at 09:25 AM

Data in this report are provisional and subject to change.

The numbers in the table below represent the number of Florida and non-Florida residents for whom test results were received by the Department of Health. A person can be tested by more than one laboratory and can have both positive and negative results. **Therefore, the sum of the numbers in each column will be larger than the total number of people tested.**

Reporting lab	Inconclusive	Negative	Positive	Percent positive	Total
MORRISTOWN MEMORIAL HOSPITAL		2			2
WHITESANDS OUTPATIENT TREATMENT		2			2
MEDEXPRESS URGENT CARE - SOUTH CHARLESTON		2			2
MINUTE CLINIC DIAGNOSTIC MED GRP		2			2
FEDERAL CORRECTIONAL INSTITUTION MARIANNA			2	100%	2
PTC LABORATORIES			2	100%	2
GENETIC ASSAYS INC			2	100%	2
COMMONS AT ORLANDO LUTHERAN TOWERS SNF			2	100%	2
VETERANS AFFAIRS MEDICAL CENTER - GREATER LOS ANGELES			2	100%	2
FLORIDA PRIMARY CARE CENTER PA		2			2
APOLLO GARDENS RETIREMENT RESIDENCE CARE		2			2
URGENT CARE USA			2	100%	2
MINUTECLINIC, LLC #4230		1	1	50%	2
Gulf Shore Care Center			2	100%	2
ASCENSION ST VINCENT'S RIVERSIDE			2	100%	2
ASHLEY PEDIATRICS			2	100%	2
EMORY UNIVERSITY HOSPITAL			2	100%	2
LOWELL GENERAL HOSPITAL			2	100%	2
SARASOTA MEMORIAL MEDICAL URGENT CARE CENTER			2	100%	2
EXPRESS CARE OF TAMPA BAY LLC		1	1	50%	2
SYLVAN NURSING			2	100%	2
MINUTECLINIC DIAGNOSTIC OF NEW JERSEY		2			2
SUNNYSIDE MANOR		2			2
BRANDYWYNE HEALTH CARE CENTER			2	100%	2
PRECISION DIAGNOSTIC INC		2			2
CEDARS-SINAI MEDICAL CENTER			2	100%	2
PEACEHEALTH CENTRAL		2			2
BFT LAB			2	100%	2
Baldwin Pediatrix		2			2
PALM BAY COMMUNITY OUTPATIENT CLINIC		2			2
JEFFERSON WASHINGTON TOWNSHIP HOSPITAL		2			2
FHPG FAMILY MEDICAL CENTER OF TAMPA BAY		1	1	50%	2
INTERNAL MEDICINE & PEDIATRICS WELLNESS CENTER			2	100%	2
YOUTH AND YOU, INC		2			2
CORAL REEF NURSING & REHABILITATION CENTER		2			2
GOLDMAN SACHS HEALTH CENTER		2			2
CONEMAUGH MEMORIAL MEDICAL CENTER		2			2
ST CATHERINE HOSPITAL LABORATORY			1	100%	1
CLINICAL LABORATORY DEPARTMENT			1	100%	1
AVON PARK CLUSTER		1			1
FRESENIUS KIDNEY CARE FORT WALTON BEACH			1	100%	1
CVS MINUTE CLINIC DIAGNOSTIC OF TN #6044		1			1
LSU MEDICAL CENTER			1	100%	1
ARDEN COURTS OF LELY PALMS			1	100%	1
WALGREENS #15291		1			1
HOLYOKE MEDICAL CENTER			1	100%	1
ALABAMA REFERENCE LAB			1	100%	1

COVID-19: testing by laboratory

Data through Dec 18, 2020 verified as of Dec 19, 2020 at 09:25 AM

Data in this report are provisional and subject to change.

The numbers in the table below represent the number of Florida and non-Florida residents for whom test results were received by the Department of Health. A person can be tested by more than one laboratory and can have both positive and negative results. **Therefore, the sum of the numbers in each column will be larger than the total number of people tested.**

Reporting lab	Inconclusive	Negative	Positive	Percent positive	Total
DAVITA DIALYSIS-NORTH			1	100%	1
NEMOURS CHILDREN'S PRIMARY CARE, ST CLOUD			1	100%	1
VIVEX/UMTB BIOMEDICAL			1	100%	1
WESTON COUNTY HEALTH SERVICES			1	100%	1
PSL JAX BEACH OPERATIONS LLC			1	100%	1
CHI ST. LUKE'S HEALTH BCM MEDICAL CENTER			1	100%	1
LABRADOR PRIMARY CARE CENTER			1	100%	1
ATRIA TAMARAC			1	100%	1
CHESAPEAKE REGIONAL MEDICAL CENTER			1	100%	1
MULBERRY'S MOBILE PROVIDER SERVICES LLC			1	100%	1
West Bay of Tampa Center			1	100%	1
OSF ST JOSEPH MEDICAL CENTER			1	100%	1
CLEVELAND HEARTLAB			1	100%	1
GENESIS FAMILY PRACTICE			1	100%	1
ALLEGHENY GENERAL HOSPITAL			1	100%	1
ST FRANCIS MEDICAL CENTER			1	100%	1
TANGLEWOOD MANOR		1			1
DONALSONVILLE HOSPITAL			1	100%	1
BLOOMINGDALE PEDIATRIC ASSOCIATES PA			1	100%	1
OMNI HEALTHCARE URGENT CARE			1	100%	1
SOUTH FLORIDA URGENT CARE CENTERS, LLC			1	100%	1
OHIO VALLEY MANOR NURSING &		1			1
MINUTECLINIC DIAGNOSTIC OF TN PC #6415		1			1
Garden Isle Healthcare and Rehabilitation Center		1			1
SMA BEHAVIORAL HEALTH SERVICES INC		1			1
MERCY – NORTH IOWA			1	100%	1
HEALTHCARE ASSOCIATES OF IRVING, LLP			1	100%	1
BAPTIST HOSPITAL EAST			1	100%	1
ENCOMPASS HEALTH HOME HEALTH		1			1
PALMS OF FT MYERS,THE			1	100%	1
Accordius Health at Gastonia			1	100%	1
LAB. CORP. OF AMERICA			1	100%	1
CRANES VIEW LODGE			1	100%	1
GADSDEN FAMILY PRACTICE		1			1
ENCOMPASS HEALTH REHABILITATION HOSPITAL OF LARGO			1	100%	1
MINUTE CLINIC, LLC #1434		1			1
NABI		1			1
ST. PETERSBURG PEDIATRICS-SEMINOLE			1	100%	1
BAYFRONT HEAL WOUND CARE AND HYPERBARIC CENTER			1	100%	1
MEDEXPRESS URGENT CARE PORT HURON		1			1
HUDSON REGIONAL HOSPITAL			1	100%	1
INLET CONCIERGE MEDICINE			1	100%	1
ST MARYS MEDICAL CENTER			1	100%	1
RIVERSIDE COTTAGES AT THE SHORES, LLC			1	100%	1
Ash Flat Healthcare and Rehabilitation Center			1	100%	1
SENIOR LIVING IV SUN CITY LLC		1			1
SPECIALTY DRUG TESTING			1	100%	1

COVID-19: testing by laboratory

Data through Dec 18, 2020 verified as of Dec 19, 2020 at 09:25 AM

Data in this report are provisional and subject to change.

The numbers in the table below represent the number of Florida and non-Florida residents for whom test results were received by the Department of Health. A person can be tested by more than one laboratory and can have both positive and negative results. **Therefore, the sum of the numbers in each column will be larger than the total number of people tested.**

Reporting lab	Inconclusive	Negative	Positive	Percent positive	Total
MINUTECLINIC DIAGNOSTIC OF KANSAS, PA		1			1
MEDEXPRESS URGENT CARE-MT PLEASANT			1	100%	1
ANDREWS			1	100%	1
SANITAS RESEARCH LLC			1	100%	1
BROOKSVILLE REGIONAL HOSPITAL			1	100%	1
EXPRESS LAB LIVINGSTON			1	100%	1
GAMMA HEALTHCARE, INC		1			1
GOOD SAMARITAN HOSPITAL			1	100%	1
MID-FLORIDA PATHOLOGY LLC		1			1
Oakview Manor Health and Rehab		1			1
UMHC HOLLYWOOD LABORATORY			1	100%	1
MEDEXPRESS URGENT CARE-PETERS TWP		1			1
PROVIDENCE PORTLAND MEDICAL CENTER		1			1
ST MARY'S OF SAGINAW		1			1
BAPTIST HEALTH LEXINGTON			1	100%	1
BERKSHIRE MEDICAL CENTER			1	100%	1
PRIMARY CARE GROUP LLC		1			1
KEY TRAINING CENTER			1	100%	1
NASSAU UNIVERSITY MEDICAL CENTER DEPT		1			1
HAMILTON CI MAIN UNIT ANNEX/ WORK CAMP			1	100%	1
CFCH - FROSTPROOF			1	100%	1
SIGNATURE CARE MIDLAND			1	100%	1
MEDICAL LIFE-INC GUIDEWELL EMERGENCY MEDICINE			1	100%	1
MONMOUTH MEDICALC ENTER		1			1
ManorCare Rehabilitation Center- Decatur		1			1
STATE OF FLORIDA			1	100%	1
Cortland Acres Association		1			1
JOSEPH SCHENKER MD PC		1			1
IDAHO HEALTH DEPARTMENT			1	100%	1
PEACHEALTH LABORATORIES		1			1
HANCOCK REGIONAL HOSPITAL		1			1
SOUTH DADE NURSING & REHABILITATION CENTER□			1	100%	1
MEDAC AT PORTERS NECK			1	100%	1
MIAMI RESCUE MISSION CLINIC INC			1	100%	1
PCR DIAGNOSTICS			1	100%	1
Central Park Healthcare & Rehabilitation Center		1			1
ANDREWS INSTITUTE AMBULATORY SURGERY CENTER		1			1
LAKE COMMUNITY ACTION AGENCY		1			1
MEDICAL ASSOCIATES OF CARTER		1			1
METHODISM MIDLOTHIAN MEDICAL CENTER			1	100%	1
MICROBIOLOGY DEPARTMENT			1	100%	1
CORPORATION OF AMERICA		1			1
CLARKSVILLE MANOR INC		1			1
PHYSICIAN ASSOCIATES, LLC			1	100%	1
DES PLAINES CLINICAL LAB			1	100%	1
CELEBRATION HOSPITAL			1	100%	1
HEALTH FIRST MEDICAL GROUP LLC			1	100%	1

COVID-19: testing by laboratory

Data through Dec 18, 2020 verified as of Dec 19, 2020 at 09:25 AM

Data in this report are provisional and subject to change.

The numbers in the table below represent the number of Florida and non-Florida residents for whom test results were received by the Department of Health. A person can be tested by more than one laboratory and can have both positive and negative results. **Therefore, the sum of the numbers in each column will be larger than the total number of people tested.**

Reporting lab	Inconclusive	Negative	Positive	Percent positive	Total
REFERENCE LABORATORY			1	100%	1
GALVESTON COUNTY HEALTH DISTRICT			1	100%	1
MEDEXPRESS URGENT CARE-BRENTWOOD		1			1
Seal Rock Healthcare		1			1
ALPHA 1 ANTITRYPSIN RESEARCH PROGRAM			1	100%	1
EH FARGO HOSPITAL LABORATORY			1	100%	1
MIDDLEBURG PEDIATRICS			1	100%	1
SCRIPPS CLINIC MEDICAL			1	100%	1
TAMPA URGENT CARE			1	100%	1
CARESPOT URGENT CARE		1			1
CHP COVID-19 (TX)			1	100%	1
Heritage of Red Cloud		1			1
KIDSVILLE PEDIATRICS			1	100%	1
PALM BEACH COUNTY HEALTH DEPT.			1	100%	1
SAINT JOSEPH'S HOSPITAL AND MEDICAL CENTER		1			1
FAMILY PRACTICE ASSOCIATES		1			1
WHITE WILSON MEDICAL CENTER NEPHROLOGY			1	100%	1
ST. MARY'S HOSPITAL			1	100%	1
LAB TEST KENDALL LLC		1			1
BAYFRONT FAMILY HEALTH CENTER			1	100%	1
ARLINGTON ADULT RESIDENTIAL FACILITY, INC			1	100%	1
FIT4LIFE MEDICAL CENTER			1	100%	1
CVS MINUTE CLINIC #5836		1			1
YOUR KIDS URGENT CARE			1	100%	1
JACKSONVILLE STATEFL			1	100%	1
DUKE UNIVERSITY POINT OF CARE TESTING PROGRAM			1	100%	1
GREATER TAMPA AT HOME			1	100%	1
COMPASSION PEDIATRICS			1	100%	1
PANCARE HEALTH - BAY COUNTY - YOUNGSTOWN		1			1
OMNI HEALTHCARE INC			1	100%	1
Harbert Hills Academy Nursing Home		1			1
MEMORIAL HOSPITAL WEST			1	100%	1
WARE EXPRESS CARE			1	100%	1
MIAMI CHILDRENS HOSPITAL MIDTOWN OUTPATIENT CENTER			1	100%	1
ACCURATE HEALTH SERVICES CORP			1	100%	1
CONSOLIDATED			1	100%	1
SPORTS MEDICINE CLINIC - U OF WYOMING			1	100%	1
COLLINS NURSING HOME		1			1
THYROID SPECIALTY LABORATORY			1	100%	1
DOCTORS CARE OF PALM COAST			1	100%	1
MEMORIAL HERMANN SOUTHWEST HOSPITAL			1	100%	1
CALIFORNIA PUBLIC HEALTH LABORATORY			1	100%	1
MINUTE CLINIC DIAGNOSTIC OF SC, LLC #42		1			1
TALLAHASSEE PRIMARY CARE ASSOCIATES PA			1	100%	1
DAYTONA BEACH CENTRA CARE			1	100%	1
MERCYONE DES MOINES MEDICAL CENTER			1	100%	1
NAPHCARE INC		1			1

COVID-19: testing by laboratory

Data through Dec 18, 2020 verified as of Dec 19, 2020 at 09:25 AM

Data in this report are provisional and subject to change.

The numbers in the table below represent the number of Florida and non-Florida residents for whom test results were received by the Department of Health. A person can be tested by more than one laboratory and can have both positive and negative results. **Therefore, the sum of the numbers in each column will be larger than the total number of people tested.**

Reporting lab	Inconclusive	Negative	Positive	Percent positive	Total
UMMC MIDTOWN CAMPUS			1	100%	1
SOUTH FLORIDA BAPTIST HOSPITAL			1	100%	1
VAULT MEDICAL SERVICES			1	100%	1
CONVENIENT MEDICAL AND HEALTH SERVICES			1	100%	1
TMH PHYSICIAN PARTNERS QUINCY			1	100%	1
HAWAII DEPARTMENT OF HEALTH LAB			1	100%	1
CAROMONT HEALTH			1	100%	1
JOHN KNOX MANOR INC II			1	100%	1
CROSSROADS URGENT CARE		1			1
SILVERMAN			1	100%	1
SUNY AT STONY BROOK			1	100%	1
MINUTE CLINIC DIAGNOSTIC OF KANSAS PA		1			1
MEDEXPRESS URGENT CARE - BATTLE CREEK		1			1
HCL LABORATORIES			1	100%	1
SUMMIT LABORATORY			1	100%	1
MORNINGSIDE NURSING AND REHABILITATION		1			1
CLERMONT HEALTH DEPARTMENT			1	100%	1
KETTERING MEDICAL CENTER			1	100%	1
SIMMONS			1	100%	1
GOSHEN HOSPITAL			1	100%	1
AVERA SACRED HEART HOSPITAL			1	100%	1
Arlington Care Center			1	100%	1
Garden View Care Center at Dougherty Ferry		1			1
WINDSOR MANOR			1	100%	1
CROSS POINTE CARE CENTER		1			1
PARKWAY REGIONAL MEDICAL CENTER LAB			1	100%	1
TALLAHASSEE MEMORIAL HEALTHCARE			1	100%	1
PEDIATRIC PARTNERS ZEPHYRHILLS			1	100%	1
PHYSICIANS CARE		1			1
WIREGRASS MEDICAL CENTER			1	100%	1
ISLANDS ASSISTED LIVING FACILITY,THE			1	100%	1
ADVENTHEALTH SENIOR CARE AT ORMOND			1	100%	1
Remarkable Healthcare Dallas			1	100%	1
HENRICO DOCTOR'S LABORATORY			1	100%	1
PHYSICIANS URGENT CARE			1	100%	1
ADVENTHEALTH MEDICAL GROUP COMMUNITY MEDICINE			1	100%	1
PEDIATRIC ASSOCIATES - DORAL			1	100%	1
COLONIAL MEDICAL CENTER-EAST ORLANDO			1	100%	1
ILLINOIS DEPT OF PUBLIC HEALTH LABS			1	100%	1
MINUTECLINIC DIAGNOSTIC OF NEW MEXICO LLC #7552		1			1
Memorial Health Care Center			1	100%	1
HARDEE COUNTY FIRE RESCUE		1			1
SONNI'S PEDIATRICS			1	100%	1
SYNEOS HEALTH			1	100%	1
IVAN, MAYA			1	100%	1
KINGWOOD EMERGENCY HOSPITAL			1	100%	1
RHODE ISLAND DEPARTMENT OF HEALTH LABORATORIES			1	100%	1

COVID-19: testing by laboratory

Data through Dec 18, 2020 verified as of Dec 19, 2020 at 09:25 AM

Data in this report are provisional and subject to change.

The numbers in the table below represent the number of Florida and non-Florida residents for whom test results were received by the Department of Health. A person can be tested by more than one laboratory and can have both positive and negative results. **Therefore, the sum of the numbers in each column will be larger than the total number of people tested.**

Reporting lab	Inconclusive	Negative	Positive	Percent positive	Total
HACKENSACK UNIVERSITY MEDICAL CENTER		1			1
CFHC - FROSTPROOF			1	100%	1
Riverside Nursing & Rehabilitation Center		1			1
ADVANCE GASTROENTEROLOGY			1	100%	1
APOPKA FAMILY HEALTH CENTER			1	100%	1
PROVIDENCE HOSPITAL			1	100%	1
ABSOLUTE GENOMICS			1	100%	1
VELOCITY URGENT CARE			1	100%	1
SV MOBILE HEALTH			1	100%	1
HELEN HAYES HOSPITAL LABORATORY		1			1
Oak Hill Health & Rehabilitation Center			1	100%	1
DE TAR HOSPITAL			1	100%	1
MINUTE CLINIC DIAG OF IND LLC #8674		1			1
DR PHILLIPS CENTER FOR WELLNESS		1			1
HOLLAND COMMUNITY HOSPITAL		1			1
Masonic Medical Research Institute			1	100%	1
TMH CANCER CENTER LABORATORY			1	100%	1
PALM COAST DRAW STATION/AMERICAN HEALTH ASSOCIATES		1			1
EAST FL CORE LAB			1	100%	1
RIVERSIDE MEDICAL CENTER		1			1
CQUENTIA NGS, LLC			1	100%	1
Mountain View Manor			1	100%	1
PELICAN STATE OUTPATIENT CENTER			1	100%	1
INTEGRATED GENETICS SEQUENOM		1			1
THE HEART HOSPITAL BAYLOR PLANO			1	100%	1
JOSHUA E CHESIR MD		1			1
BLUFFTON HEALTH CENTER			1	100%	1
LABONE		1			1
PHYSICIANS PREMIER			1	100%	1
HELIX BIOMEDICS LLC			1	100%	1
FLAGLER PROFESSIONAL HEALTH CARE SERVICES INC		1			1
NORTH RIVER FAMILY HEALTH CENTER			1	100%	1
ROYAL OAK MEDICAL CENTER LLC DBA CHARACTER FAMILY			1	100%	1
BRONSON METHODIST HOSPITAL			1	100%	1
GATEWAY LABORATORIES		1			1
MOORE CLINICAL RESEARCH INC			1	100%	1
Flagler Health and Rehabilitation			1	100%	1
SOUTHWOOD NURSING & RETIREMENT CENTER		1			1
MEDEXPRESS-DOVER		1			1
UNIVERSITY OF BALTIMORE WASHINGTON MEDICAL CENTER			1	100%	1
NORTH MIAMI BEACH SURGICAL CENTER			1	100%	1
COVID TESTING LLC			1	100%	1
ADULT MEDICINE OF LAKE COUNTY INC			1	100%	1
SOUTH LAKE FAMILY HEALTH CENTER			1	100%	1
MEDICAL CLINIC OF HOUSTON			1	100%	1
MINUTECLINIC DIAGNOSTIC OF MICHIGAN, P		1			1
PINELLAS CHD - CLEARWATER			1	100%	1

COVID-19: testing by laboratory

Data through Dec 18, 2020 verified as of Dec 19, 2020 at 09:25 AM

Data in this report are provisional and subject to change.

The numbers in the table below represent the number of Florida and non-Florida residents for whom test results were received by the Department of Health. A person can be tested by more than one laboratory and can have both positive and negative results. **Therefore, the sum of the numbers in each column will be larger than the total number of people tested.**

Reporting lab	Inconclusive	Negative	Positive	Percent positive	Total
JOHN D. ARCHBOLD MEMORIAL HOSPITAL			1	100%	1
STEWART FLORIDA ALF, INC			1	100%	1
DOCTORS EXPRESS OF ST PETERSBURG			1	100%	1
FLORIDA MEDICAL ASSOCIATES LLC			1	100%	1
BAPTIST EMERGENCY HOSPITAL KELLY			1	100%	1
FLEMING ISLAND CENTER FOR CLINICAL RESEARCH		1			1
DEPT OF VA MEDICAL CENTER - MIAMI			1	100%	1
RIVERSIDE COUNTY PUBLIC HEALTH LABORATORY			1	100%	1
SOUTHWEST ORLANDO FAMILY MEDICINE, PL			1	100%	1
LUMICO LIFE INSURANCE COMPANY		1			1
NCHMD, INC SOUTHEAST IMMEDIATE CARE			1	100%	1
NEW MILFORD HOSPITAL			1	100%	1
BARRINGTON TERRACE NAPLES			1	100%	1
MEDEXPRESS URGENT CARE - HOLLINS		1			1
MEDTOWN PHARMACY			1	100%	1
DAUGHTERS OF SARAH NURSING CENTER		1			1
PINNACLE DIALYSIS		1			1
NASSAU COUNTY HEALTH DEPARTMENT-FERNANDINA BEACH C		1			1
LAREDO EMERGENCY ROOM			1	100%	1
MARION COUNTY HEALTH DEPARTMENT			1	100%	1
MEMORIAL HEALTHCARE SYSTEM			1	100%	1
Imperial Healthcare Centre			1	100%	1
CVS HEALTH, #1994		1			1
FORT LOUDOUN PRIMARY CARE		1			1
FLORIDA DIGESTIVE AND LIVER SPECIALISTS			1	100%	1
SPRINGBROOK HOSPITAL			1	100%	1
ADVENTHEALTH HOSPICE CARE CENTRAL FLORIDA		1			1
ST PETE DIRECT PRIMARY CARE		1			1
DUKE HEALTH REGIONAL HOSPITAL			1	100%	1
BLANCHARD VALLEY HOSPITAL LABORATORY			1	100%	1
Heartland of Perrysburg		1			1
NORTH PINELLAS CHILDRENS MEDICAL CENTER INC			1	100%	1
HOME AIDE SVC OF EASTERN NY INC D/B/A		1			1
MEMORIAL HOSPITAL - BELLEVILLE			1	100%	1
FLORIDA SCHOOL FOR THE DEAF AND THE BLIND			1	100%	1
SUSAN F. WILLIAMS M.D., P.A.			1	100%	1
STEWART MEDICAL GROUP INC			1	100%	1
HEARTLAND REGIONAL MEDICAL CENTER		1			1
AFC PHYSICIANS OF FLORIDA PA			1	100%	1
SHAH			1	100%	1
CONSULATE HEALTH CARE OF VERO BEACH			1	100%	1
MILFORD REGIONAL HOSPITAL			1	100%	1
Ramsey Village		1			1
DEPARTMENT OF HEALTH AND HUMAN SERVICES			1	100%	1
SHELL POINT HOME HEALTH			1	100%	1
MEMORIAL HOSPITAL LOS BANOS			1	100%	1
ACCESS HEALTH CARE PHYSICIANS			1	100%	1

COVID-19: testing by laboratory

Data through Dec 18, 2020 verified as of Dec 19, 2020 at 09:25 AM

Data in this report are provisional and subject to change.

The numbers in the table below represent the number of Florida and non-Florida residents for whom test results were received by the Department of Health. A person can be tested by more than one laboratory and can have both positive and negative results. **Therefore, the sum of the numbers in each column will be larger than the total number of people tested.**

Reporting lab	Inconclusive	Negative	Positive	Percent positive	Total
UNITED HEALTHCARE			1	100%	1
MED CHOICE CENTER OF NORTH MIAMI			1	100%	1
HABANA HEALTH CARE CENTER			1	100%	1
ALLIED PHYSICIANS GROUP		1			1
HAVASU REGIONAL MEDICAL CENTER			1	100%	1
ALLIED PEDIATRICS & FAMILY MEDICINE			1	100%	1
Bayou Vista Community Care Center			1	100%	1
BOULDER COMMUNITY HOSPITAL			1	100%	1
MEDEXPRESS URGENT CARE - WICHITA, N MAIZE RD		1			1
WALKONCLINIC			1	100%	1
SHELBYVILLE HOSPITAL COMPANY		1			1
TENNESSEE VALLEY HCS			1	100%	1
WHEATON FRANCISCAN LABORATORY			1	100%	1
IRA FIALKO DO			1	100%	1
Mill Valley Care Center		1			1
Chestnut Ridge Nursing & Rehab		1			1
FLORIDA HOSPITAL LAB			1	100%	1
Florida Baptist Retirement Center		1			1
SEATTLE-KING COUNTY			1	100%	1
LAKE HOWARD HEIGHTS		1			1
KEY WEST HMA PHYSICIAN MANAGEMENT, LLC			1	100%	1
Signature Healthcare of Georgetown		1			1
PARK AVENUE PEDIATRICS PC		1			1
LEE MEMORIAL HOSPITAL BLOOD GAS LAB			1	100%	1
BL DIAGNOSTICS LLC			1	100%	1
CHIEFLAND MEDICAL CENTER			1	100%	1
DOCTOR'S IN-HOUSE LAB/COMMUNITY HEALTH CENTERS OF PINELLAS – JOHNNIE R			1	100%	1
Victory Health and Rehabilitation			1	100%	1
MOUNT SINAI MEDICAL CENTER AVENTURA ER			1	100%	1
The Pines at Poughkeepsie Center for Nursing and Rehabilitation		1			1
PATHOLOGYT & LAB MEDICINE SERVICES			1	100%	1
SAINT JOSEPHS HOSPITAL OF ATLANTA			1	100%	1
Greystone Health Care Center		1			1
SANTA CLARA VALLEY MEDICAL CENTER			1	100%	1
MINUTECLINIC 7196		1			1
FAITH FAMILY PRACTICE			1	100%	1
GENESIS MICROBIOLOGY LAB		1			1
REEVES COUNTY HOSPITAL DISTRICT			1	100%	1
EVANS FAMILY CARE PA			1	100%	1
LIFE CARE CENTER OF HILTON HEAD		1			1
PARRISH MEDICAL GROUP			1	100%	1
HAVEN CUSTEAD CARE CENTER			1	100%	1
SOUTHEAST MISSOURI HOSPITAL		1			1
San Antonio Residence and Rehabilitation Center		1			1
SWEDISH COVENANT HOSPITAL			1	100%	1
GIFFORD MEMORIAL HOSPITAL		1			1
CYPRESS VILLAGE REHAB CENTER		1			1

COVID-19: testing by laboratory

Data through Dec 18, 2020 verified as of Dec 19, 2020 at 09:25 AM

Data in this report are provisional and subject to change.

The numbers in the table below represent the number of Florida and non-Florida residents for whom test results were received by the Department of Health. A person can be tested by more than one laboratory and can have both positive and negative results. **Therefore, the sum of the numbers in each column will be larger than the total number of people tested.**

Reporting lab	Inconclusive	Negative	Positive	Percent positive	Total
EDWARD HOSPITAL			1	100%	1
URGENT DOC -NACOGODOCHES CLINIC			1	100%	1
USC VERDUGO HILLS HOSPITAL			1	100%	1
NONA MEDICAL ARTS		1			1
PROGRESSIVE MEDICAL RESEARCH			1	100%	1
CARESOUTH HHA HOLDINGS OF THE TREASURE COAST LLC			1	100%	1
BAYCARE OUTREACH LAB AT NEW TAMPA			1	100%	1
RIVERSIDE METHODIST HOSPITAL LAB			1	100%	1
MIDWAY SPECIALTY CARE CENTER INC		1			1
LEHIGH REGIONAL WOUND CENTER			1	100%	1
Crisp Regional Nursing and Rehab Center		1			1
EASTERN FLORIDA STATE COLLEGE – PALM BAY CAMPUS□			1	100%	1
STUART SURGERY CENTER, LLC			1	100%	1
EASTMAN HEALTHCARE & REHAB		1			1
MDS PHARMA SERVICES		1			1
FRESENIUS KIDNEY CARE DUNEDIN			1	100%	1
COASTAL SKIN SURGERY AND DERMATOLOGY PL		1			1
METROHEALTH SYSTEM			1	100%	1
TENNOVA HEALTHCARE - CLEVELAND			1	100%	1
MEDCARE QUALITY MEDICAL CENTER LLC			1	100%	1
PALM WEST INTERNIST PA			1	100%	1
INTERNATIONAL MEDICAL LABORATORY INC		1			1
HOLMES COUNTY HEALTH DEPARTMENT			1	100%	1
ALL CARE URGENT CARE			1	100%	1
MEA PRIMARY CARE PLUS BYRAM			1	100%	1
MANATEE MEMORIAL HOSPITAL CLINICAL LABORATORY			1	100%	1
MEDSTAR HEALTH URGENT CARE			1	100%	1
Senatobia Healthcare & Rehab		1			1
SPRINGFIELD HOSPITAL			1	100%	1
SENDER RETREAT ADULT DAY CARE CENTERS			1	100%	1
VIRTUA WEST JERSEY HOSPITAL		1			1
WAKULLA COUNTY HEALTH DEPARTMENT		1			1
ORDRS, INC.			1	100%	1
SPARTANBURG REGIONAL MEDICAL CENTER			1	100%	1
OLEAN GENERAL HOSPITAL		1			1
GENESEE COUNTY HEALTH DEPARTMENT		1			1
PULSE MEDICAL GROUP INC			1	100%	1
Cerenity Senior Care-White Bear Lake		1			1
GREENTREE MEDICAL CENTER			1	100%	1
INTERMOUNTAIN MEDICAL CENTER			1	100%	1
DORAL KIDNEY CENTER			1	100%	1
MEDEXPRESS URGENT CARE - LEOMINSTER		1			1
CHIPOLA QUICK CARE			1	100%	1
SOUTH FLORIDA PEDIATRIC PARTNERS			1	100%	1
Brio of Johnston		1			1
SHANDS JACKSONVILLE CLINICAL CENTER			1	100%	1
LITTLE COMPANY OF MARY HOSPITAL			1	100%	1

COVID-19: testing by laboratory

Data through Dec 18, 2020 verified as of Dec 19, 2020 at 09:25 AM

Data in this report are provisional and subject to change.

The numbers in the table below represent the number of Florida and non-Florida residents for whom test results were received by the Department of Health. A person can be tested by more than one laboratory and can have both positive and negative results. **Therefore, the sum of the numbers in each column will be larger than the total number of people tested.**

Reporting lab	Inconclusive	Negative	Positive	Percent positive	Total
THOMAS HOSPITAL			1	100%	1
Maple Lane Nursing Home		1			1
CLEVELAND CLINIC OHIO LABORATORIES			1	100%	1
STAMFORD HOSPITAL			1	100%	1
INDIANA STATE DEPARTMENT OF HEALTH CLINIC MICROBIOLOGY		1			1
FLAGLER COUNTY BOARD OF COUNTY COMMISSIONERS			1	100%	1
BRANDON REGIONAL EMERGENCY CTR			1	100%	1
REGIONAL MEDICAL CENTER BAYONET POINT			1	100%	1
PROFESSIONAL HEALTH EXAMINERS			1	100%	1
MID-FLORIDA CANCER CENTERS		1			1
DOYLESTOWN HOSPITAL			1	100%	1
BENEVA LAKES ASSISTED LIVING CENTER			1	100%	1
HOLMES FAMILY PRACTICE PA			1	100%	1
VIRGINIA UROLOGY		1			1
Lab MSMC Hialeah			1	100%	1
UNIV OF NORTH ALABAMA HEALTH CENTER		1			1
ST. LUCIE COUNTY HEALTH DEPARTMENT		1			1
JACK M MATHENY II MD			1	100%	1
Alden North Shore			1	100%	1
Consulate Health Care of Tallahassee			1	100%	1
OXY-GENLAB			1	100%	1
BIODORON LABORATORIES			1	100%	1
MEMORIAL HOSPITAL OF TAMPA			1	100%	1
INNOVATIVE HEALTH DIAGNOSTIC OF CALIFORNIA			1	100%	1
SPECTRUM LUDINGTON			1	100%	1
RCP OF MEMORIAL WEST			1	100%	1
WEST VIRGINIA UNIVERSITY HOSPITALS			1	100%	1
PRECISION CLINICAL RESEARCH			1	100%	1
CVS MINUTE CLINIC DIAGNOSTIC MED GRP OF CAL		1			1
SMITH NORTHVIEW HOSPITAL LAB			1	100%	1
LOUISIANA STATE LAB			1	100%	1
UNIVERSITY OF NORTH CAROLINA HOSPITALS			1	100%	1
BRIGHAM AND WOMEN'S HOSPITAL			1	100%	1
ST. LUKES HOSPITAL			1	100%	1
PROGRESSIVE MEDICAL LAB LLC			1	100%	1
KINDRED HOSPITAL OCALA		1			1
PRACTITIONERS IN MOTION			1	100%	1
HORIZON MEDICAL CENTER			1	100%	1
THE INTERNAL MEDICAL GROUP		1			1
CVA MINUTE CLINIC DIAGNOSTIC OF VIRGINIA, LLC		1			1
ASCENSION ST VINCENT'S MEDICAL CENTER			1	100%	1
BODYK			1	100%	1
NEMOURS CHILDREN'S PRIMARY CARE			1	100%	1
TIMPANOGOS REGIONAL HOSPITAL			1	100%	1
LADY OF THE SEA HOSPITAL LAB			1	100%	1
Villa Maria			1	100%	1
FLORIDA CLINICAL RESEARCH CENTER, LLC			1	100%	1

COVID-19: testing by laboratory

Data through Dec 18, 2020 verified as of Dec 19, 2020 at 09:25 AM

Data in this report are provisional and subject to change.

The numbers in the table below represent the number of Florida and non-Florida residents for whom test results were received by the Department of Health. A person can be tested by more than one laboratory and can have both positive and negative results. **Therefore, the sum of the numbers in each column will be larger than the total number of people tested.**

Reporting lab	Inconclusive	Negative	Positive	Percent positive	Total
MINUTECLINIC, LLC		1			1
CLIFTON-FINE HOSPITAL LABORATORY		1			1
RIDGEFIELD PEDIATRIC ASSOCIATES		1			1
VA OPTOMETRY CLINIC			1	100%	1
ST LUKES SURGICAL AT THE VILLAGES INC			1	100%	1
HAWKEYE CARE CENTER DUBUQUE		1			1
PHYSICIANS IMMEDIATE CARE			1	100%	1
INNOVATIVE CARE II LLC			1	100%	1
FLORIDA DEPARTMENT OF HEALTH SEMINOLE COUNTY		1			1
OHIOHEALTH URGENT CARE			1	100%	1
TAMPA INTERNATIONAL AIRPORT			1	100%	1
PASCO COUNTY HEALTH DEPARTMENT			1	100%	1
HARRINGTON PARK HEALTH AND REHAB		1			1
BRIDGE DIAGNOSTICS			1	100%	1
Southwest Louisiana Veterans Home			1	100%	1
CHRISTIANA HOSPITAL		1			1
KIDSVILLE PEDIATRICS IV PA		1			1
SCIENCE CARE			1	100%	1
BARTON HEALTH ALLIANCE		1			1
PALOMAR MEDICAL CENTER			1	100%	1
CLINICAL TRIALS OF TAMPA LLC		1			1
ANY LAB TEST FAST CORP			1	100%	1
BAYCARE LABORATORIES			1	100%	1
HERNANDO CHILDREN'S			1	100%	1
OCEAN MEDICAL CENTER		1			1
MINUTECLINIC DIAGNOSTIC MEDICAL GROUP		1			1
Bolingreen Health and Rehabilitation		1			1
Medicalodges Neosho			1	100%	1
MAINE CENTER FOR DISEASE CONTROL AND PREVENTION			1	100%	1
HIGHLAND PARK LAKEWOOD PRESTON HOLLOW			1	100%	1
STEPHENS COUNTY HOSPITAL			1	100%	1
ORMOND MEDICAL ARTS FAMILY PRACTICE PL			1	100%	1
CHOTA COMMUNITY HEALTH SERVICES		1			1
Elm Crest Senior Living Community		1			1
MEDEXPRESS URGENT CARE - LINCOLN N 26T		1			1
GEORGE WASHINGTON UNIVERSITY HOSPITAL			1	100%	1
LABORATORY COPRORATION OF AMERICA			1	100%	1
ROCKWALL URGENT CARE			1	100%	1
FLORHAM PARK ENDOSCOPY CENTER		1			1
MOBILE RESPONSE DIAGNOSTICS LLC		1			1
WINCHESTER MEDICAL CENTER			1	100%	1
FLORIDA FAMILY LABORATORY		1			1
ST. PETERSBURG PEDIATRICS- 38TH AVENUE			1	100%	1
MRMC LAB MICRO			1	100%	1
SIGNATURE CARE COLLEGE STATION			1	100%	1
ESOTERIC LAB			1	100%	1
MEDEXPRESS URGENT CARE - WEXFORD		1			1

COVID-19: testing by laboratory

Data through Dec 18, 2020 verified as of Dec 19, 2020 at 09:25 AM

Data in this report are provisional and subject to change.

The numbers in the table below represent the number of Florida and non-Florida residents for whom test results were received by the Department of Health. A person can be tested by more than one laboratory and can have both positive and negative results. **Therefore, the sum of the numbers in each column will be larger than the total number of people tested.**

Reporting lab	Inconclusive	Negative	Positive	Percent positive	Total
ST JOSEPHS HOSPITAL SOUTH HOSPITAL			1	100%	1
PALMA CEIA MED GROUP-SWANN		1			1
EASYCARE WALK-IN CLINIC			1	100%	1
HIBISCUS COURT			1	100%	1
LIFELINK TRANSPLANT INSTITUTE LAB			1	100%	1
OCALA RKC EAST HEMO #1			1	100%	1
INHEALTH LIFE SCIENCES LLC			1	100%	1
NEW YORK PRESBYTERIAN HOSPITAL			1	100%	1
WELLINGTON REGIONAL MEDICAL CENTER			1	100%	1
NEW YORK CITY DEPARTMENT OF HEALTH			1	100%	1
ALTA BATES SUMMIT MEDICAL CENTER CLINICAL LAB			1	100%	1
STANDIFER PLACE		1			1
GOLDING-GRANADO MEDICAL ASSOCIATES		1			1
MINUTE CLINIC DIAGNOSTICS OF IN, LLC #6252		1			1
MEDEXPRESS URGENT CARE - STAUNTON		1			1
JOHNSON & JOHNSON VISION CARE-VISTAKON			1	100%	1
CARTERSVILLE MEDICAL CENTER			1	100%	1
ELITE CARE			1	100%	1
CLEARWATER PAIN MANAGEMENT ASSOCIATES			1	100%	1
CACERES SPECIALIZED GYNECOLOGY		1			1
Broomall Manor		1			1
A.G. Rhodes		1			1
Autumn Care of Suffolk		1			1
DIVERSICARE OF BIG SPRINGS		1			1
COMMONWEALTH OF VIRGINIA DIVISION OF CONSOLIDATED LABORATORY SERVICES			1	100%	1
SUNCOAST COMMUNITY HEALTH CENTERS INC		1			1
SOUTHERN WINDS			1	100%	1
ASCENSION ST VINCENT'S - WESTSIDE			1	100%	1
DEACONESS URGENT CARE CENTER			1	100%	1
FLORIDA EPIDEMIOLOGY PROGRAM			1	100%	1
HEALTHQUEST, INC			1	100%	1
BAYOU URGENT CARE			1	100%	1
Regency Square			1	100%	1
AFTER HOURS PEDS			1	100%	1
MEDEXPRESS - COLLINSVILLE BELT LINE		1			1
UF HEALTH THE VILLAGES			1	100%	1
MISSOURI DEPARTMENT OF HEALTH AND SENIOR SERVICES - STATE PH LAB		1			1
LEE MEMORIAL HOSPITAL OUTPATIENT SURGERY CENTER			1	100%	1
CARENOW URGENT CARE - CENTRAL AUSTIN			1	100%	1
AURORA CONSOLIDATED LABORATORY			1	100%	1
MEDEXPRESS URGENT CARE-CLOQUET		1			1
ALLEGANY COUNTY DEPARTMENT OF HEALTH		1			1
HELGEMO & LIOU PEDIATRICS			1	100%	1
SELF REGIONAL HEALTHCARE			1	100%	1
PALM BEACH DIABETES AND ENDOCRINE SPECIALISTS, PA			1	100%	1
MISSION HOSPITAL			1	100%	1
BAPTIST HOSPITAL LABORATORY			1	100%	1

COVID-19: testing by laboratory

Data through Dec 18, 2020 verified as of Dec 19, 2020 at 09:25 AM

Data in this report are provisional and subject to change.

The numbers in the table below represent the number of Florida and non-Florida residents for whom test results were received by the Department of Health. A person can be tested by more than one laboratory and can have both positive and negative results. **Therefore, the sum of the numbers in each column will be larger than the total number of people tested.**

Reporting lab	Inconclusive	Negative	Positive	Percent positive	Total
MERITER LABORATORIES			1	100%	1
BRIDGEWATER PARK ASSISTED LIVING LLC			1	100%	1
SYNERGENE LABORATORY			1	100%	1
LOUNDY		1			1
WALGREENS #06025		1			1
MINUTECLINIC DIAGNOSTIC OF TN, PC 6438		1			1
MANASOTA PEDIATRICS			1	100%	1
WELLCARE URGENT CARE			1	100%	1
SUNCREST OMNI		1			1
DEPARTMENT OF HEALTH SERVICES			1	100%	1
WELLMED AT FORT PIERCE		1			1
FLORIDA DEPARTMENT OF HEALTH PALM BEACH COUNTY			1	100%	1
BAPTIST HEALTH EXPRESS CARE			1	100%	1
GOSHEN MEDICAL CENTER			1	100%	1
INTEGRATED FAMILY MEDICAL CENTER			1	100%	1
WALKIN MEDICAL URGENT CARE,NEW CITY			1	100%	1
PRINCIPLE DIAGNOSTICS LLC			1	100%	1
NEIGHBORCARE PHARMACY SERVICES		1			1
CAH ACQUISITION COMPANY 11 LLC			1	100%	1
CARSON NURSING AND REHABILITATION CENT		1			1
DIXITKUMAR N MODI MD PA			1	100%	1
NORTH SHORE HEMATOLOGY-ONCOLOGY ASSOCIATES		1			1
Kroger - KR070300083			1	100%	1
CENTRAL TX URGENT CARE			1	100%	1
DEPARTMENT OF HEALTH AND ENVIRONMENTAL CONTROL			1	100%	1
ST.ELIZABETH HEALTH CENTER	1				1
COMPASSION PEDIATRIC URGENT CARE LLC			1	100%	1
Chateau Living Center			1	100%	1
COSTCO PHARMACY #1023			1	100%	1
MID FLORIDA COMMUNITY SERVICES			1	100%	1
FLORIDA STATE UNIVERSITY HEALTH SERVICES			1	100%	1
STANLY REGIONAL MEDICAL CENTER			1	100%	1
SPECTRUM LABORATORY			1	100%	1
WINCHESTER HOSPITAL			1	100%	1
MED TECH CLINICAL LABORATORY		1			1
JMC TALLAHASSEE, LLC			1	100%	1
MEDEXPRESS URGENT CARE - LITTLE ROCK		1			1
DECATUR MORGAN HOSPITAL - DECATUR GENE		1			1
JUPITER PEDIATRIC ASSOCIATES, PA			1	100%	1
APS-SUMMIT CARE PHARMACY, LLC DBA OMNICARE		1			1
SKYRIDGE CLINICAL ASSOCIATES		1			1
FLORIDA MEDICAL CLINIC PA GI			1	100%	1
TENNOVA ER - SANGO			1	100%	1
MOUNT SINAI AVENTURA DIAGNOSTIC CENTER			1	100%	1
GUIDEWELL EMERGENCY MEDICINE DOCTORS LLC			1	100%	1
LabCorp L#09258295 M#09258285			1	100%	1
NHLS		1			1

COVID-19: testing by laboratory

Data through Dec 18, 2020 verified as of Dec 19, 2020 at 09:25 AM

Data in this report are provisional and subject to change.

The numbers in the table below represent the number of Florida and non-Florida residents for whom test results were received by the Department of Health. A person can be tested by more than one laboratory and can have both positive and negative results. **Therefore, the sum of the numbers in each column will be larger than the total number of people tested.**

Reporting lab	Inconclusive	Negative	Positive	Percent positive	Total
CONTINENTAL HOME HEALTH CARE INC			1	100%	1
NORDX			1	100%	1
XSTREMEMD			1	100%	1
MERITUS MEDICAL CENTER			1	100%	1
CITY OF NEW YORK DEPARTMENT OF HEALTH			1	100%	1
FRASER MEMORIAL HOSPITAL			1	100%	1
LAKE REGIONAL HEALTH			1	100%	1
STEINHATCHEE DRUGS			1	100%	1
PEDRO L ORTEGA MD PA			1	100%	1
Rehab Select of Talladega		1			1
MID FLORIDA BIOLOGICALS			1	100%	1
MEDEXPRESS URGENT CARE - WESTFIELD, E MAIN ST			1	100%	1
ONPOINT URGENT CARE			1	100%	1
MEDEXPRESS URGENT CARE - ANDERSON		1			1
BELLE GLADES HEALTH CLINIC			1	100%	1
Grand Villa of Deerfield Beach			1	100%	1
NORTHEAST FLORIDA HEALTH SERVICES			1	100%	1
15 TO KNOW			1	100%	1
BAPTIST HOSPITAL EMPLOYEE HEALTH OFF			1	100%	1
BOSTON MEDICAL CENTER			1	100%	1
Community Care Center of Heritage House, LLC			1	100%	1
FLORIDA DEPARTMENT OF HEALTH IN LEE COUNTY			1	100%	1
ST VINCENTS AMBULATORY CARE INC			1	100%	1
WEST DADE PEDIATRICS			1	100%	1
MID-FLORIDA PATHOLOGY LLC - MOBILE UNIT # 3			1	100%	1
MEDEXPRESS URGENT CARE - NORTH LITTLE		1			1
HEALTH CARE SERVICES LC			1	100%	1
NDX-CORE LAB			1	100%	1
VA OUTPATIENT PHARMACY			1	100%	1
LRGHEALTHCARE		1			1
ST JOHNS PEDIATRICS PA		1			1
MED TECH SERVICES OF PALM BEACH INC		1			1
OAKWOOD HOSPITAL - SOUTHSHORE			1	100%	1
FAMILY MEDICAL CENTERS			1	100%	1
Iron County Medical Care Facility		1			1
LIFEGUARD AMBULANCE SERVICE LLC - BAY COUNTY			1	100%	1
OCALA FAMILY MEDICAL CENTER		1			1
Eddy Memorial Geriatric Center		1			1
BORINQUEN HEALTH CENTER			1	100%	1
NORTH CAROLINA STATE LABORATORY OF PUBLIC HEALTH, SPECTRUM LAB NETWORK			1	100%	1
FLORIDA HOSPITAL TRANSPLANT CENTER		1			1
PROMPT CARE OF CENTRAL FLORIDA LLC			1	100%	1
ELEMENTS PHARMACY			1	100%	1
MINUTECLINIC LLC (2335)		1			1
Dulles Health and Rehab Center		1			1
HERNANDO COUNTY HEALTH DEPT			1	100%	1
QUEST DIAGNOSTICS CLINICAL LABORATORIES INC		1			1

COVID-19: testing by laboratory

Data through Dec 18, 2020 verified as of Dec 19, 2020 at 09:25 AM

Data in this report are provisional and subject to change.

The numbers in the table below represent the number of Florida and non-Florida residents for whom test results were received by the Department of Health. A person can be tested by more than one laboratory and can have both positive and negative results. **Therefore, the sum of the numbers in each column will be larger than the total number of people tested.**

Reporting lab	Inconclusive	Negative	Positive	Percent positive	Total
COOPER CLINIC			1	100%	1
Lanier Rehab			1	100%	1
MEMORIAL HEALTH UNIVERSITY MEDICAL CENTER			1	100%	1
DESERT HOSPITAL/CPHU CLINICAL LABORATORY			1	100%	1
LAKELAND REGIONAL HEALTH PABLO			1	100%	1
COMMUNITY PHYSICIANS OF NORTH PORT PA			1	100%	1
CITRUS HEALTH NETWORK INC			1	100%	1
Harris Hill Nursing Facility		1			1
VILLAGES HEALTH SYSTEM, LLC, THE			1	100%	1
EXCEL URGENT CARE OF NJ			1	100%	1
CHILDREN'S MEDICAL CENTER-EAST ORLANDO			1	100%	1
CRUSADER COMMUNITY HEALTH			1	100%	1
MARYLAND DEPARTMENT OF HEALTH AND MENTAL HYGIENE			1	100%	1
CLINICAL LABORATORY		1			1
LAKE PEDIATRICS			1	100%	1
BOLLES SCHOOL, THE			1	100%	1
LAKEVIEW HEALTH CARE SYSTEM LLC			1	100%	1
Waters of Covington		1			1
DEVLIN MANOR NURSING AND REHABILITATION		1			1
TERRELL URGENT CARE			1	100%	1
MEDEXPRESS URGENT CARE - BENTON		1			1
AMERICAN LAB LLC		1			1
NATION'S BEST CARE HOME HEALTH			1	100%	1
LANCASHIRE HALL NURSING AND REHABILITATION CENTER		1			1
TITUSVILLE TOWERS ASSISTED LIVING		1			1
CVS MINUTE CLINIC DIAG OF IND, LLC #6549		1			1
MAHONEY PEDIATRICS PA			1	100%	1
WARD MEMORIAL HOSPITAL		1			1
JOHN KNOX VILLAGE OF CENTRAL FLORIDA		1			1
MEMORIALCARE LONG BEACH MEDICAL CENTER			1	100%	1
EMERGENCY CARE SERVICES LAB AT JFK MEDICAL CENTER			1	100%	1
SAINT ALPHONSUS REGIONAL MEDICAL CENTER			1	100%	1
DOCTORS CARE - GREER		1			1
RHODE ISLAND DEPARTMENT OF HEALTH			1	100%	1
SISTERS MISSION			1	100%	1
ADVENTHEALTH MEDICAL GROUP OBSTETRICS			1	100%	1
NEW ERA COMMUNITY HEALTH CENTER LLC		1			1
MEDERI CARETENDERS VS OF SE FL LLC DBA			1	100%	1
LABCORP TAMPA		1			1
ST VINCENT'S AMBULATORY CARE INC			1	100%	1
RICHICHI FAMILY HEALTH			1	100%	1
PUBLIX PHARMACY #0332		1			1
Crowne Place Assisted Living		1			1
FRESENIUS MEDICAL CARE			1	100%	1
CLINCLOUD, LLC			1	100%	1
VIVIAN SIMMONS FAMILY PRACTICE			1	100%	1
CELEBRATION FAMILY PHYSICIANS LLC			1	100%	1

COVID-19: testing by laboratory

Data through Dec 18, 2020 verified as of Dec 19, 2020 at 09:25 AM

Data in this report are provisional and subject to change.

The numbers in the table below represent the number of Florida and non-Florida residents for whom test results were received by the Department of Health. A person can be tested by more than one laboratory and can have both positive and negative results. **Therefore, the sum of the numbers in each column will be larger than the total number of people tested.**

Reporting lab	Inconclusive	Negative	Positive	Percent positive	Total
AMERICAN HEALTH ASSOCIATES INC			1	100%	1
HOUSTON DEPARTMENT OF HEALTH AND HUMAN SERVICES			1	100%	1
BEST MEDICAL CENTER		1			1
MALUHIA		1			1
WILTON MANORS HEALTH & REHABILITATION CENTER			1	100%	1
DOCTORS AFTER HOURS URGENT CARE CENTER			1	100%	1
YOUR HEALTH PEDIATRICS			1	100%	1
VITAS HEALTH INC			1	100%	1
Trucare Living Centers - Columbus		1			1
AUGUSTA HEALTH CLINICAL LABORATORY			1	100%	1
ARTHREX MEDICAL CENTER EAST			1	100%	1
SEASONS HOSPICE AND PALLIATIVE CARE OF			1	100%	1
MEMORIAL HERMANN HOSPITAL			1	100%	1
BLUEWATER TOXICOLOGY			1	100%	1
SAINT BARNABAS MEDICAL CENTER		1			1
MEDICAL CENTER OF CENTRAL GEORGIA			1	100%	1
Kindred Hospital South Florida Hollywood SNU			1	100%	1
WEST COAST CLINICAL LABS INC			1	100%	1
Avera Sr. James Care Center		1			1
SOUTH BEND MEDICAL FOUNDATION			1	100%	1
UMASS MEMORIAL MEDICAL CENTER, INC		1			1
ARNOLD PALMER HOSPITAL LAB POCT		1			1
LITTLE FALLS HOSPITAL LABORATORY		1			1
CLERMONT PEDIATRICS, PA			1	100%	1
Sears Coastal Nursing and Rehab		1			1
HARRIS URGENT CARE CENTER			1	100%	1
CENTRAL FLORIDA HOSPITALIST			1	100%	1
Strasburg Care Center		1			1
CARESPOT EXPRESS HEALTHCARE BOYNTON BEACH			1	100%	1
CLUB HEALTH AND REHABILITATION CENTER, THE		1			1
CARE CENTERS OF NASSAU, LLC - HENDRICKS RD		1			1
LAKE CONWAY URGENT CARE LLC		1			1
MEDEXPRESS URGENT CARE - LOGAN		1			1
PALM BEACH DIABETES & ENDOCRINE SPECIALISTS PA			1	100%	1
GUIDEWELL EMERGENCY MEDICINE DOCTORS LLC #33			1	100%	1
MEDICAL ASSOCIATES OF BREVARD LLC		1			1
HEALGEN SCIENTIFIC			1	100%	1
TWIN			1	100%	1
Metairie Healthcare Center			1	100%	1
BASCOM PALMER-MICRO LAB			1	100%	1
LAKELAND MEDICAL CENTER			1	100%	1
SUN CLINICAL LABORATORIES			1	100%	1
Alden Lincoln Park			1	100%	1
FAIRVIEW SOUTHDAL			1	100%	1
BOND COUNTY HEALTH DEPARTMENT			1	100%	1
MEDEXPRESS URGENT CARE - FORT SMITH		1			1
DOC PAM PA		1			1

COVID-19: testing by laboratory

Data through Dec 18, 2020 verified as of Dec 19, 2020 at 09:25 AM

Data in this report are provisional and subject to change.

The numbers in the table below represent the number of Florida and non-Florida residents for whom test results were received by the Department of Health. A person can be tested by more than one laboratory and can have both positive and negative results. **Therefore, the sum of the numbers in each column will be larger than the total number of people tested.**

Reporting lab	Inconclusive	Negative	Positive	Percent positive	Total
Luther Acres Manor		1			1
Redwood Springs Healthcare			1	100%	1
AFFILIATED LABORATORIES INC			1	100%	1
BIOMAT ORLANDO		1			1
Florence Home		1			1
ACCESS MEDICAL GROUP OF TAMPA INC			1	100%	1
CHILDRENS SPECIALIST PEDIATRIC PULMMOLOGY &			1	100%	1
PORT ORANGE NURSING & REHAB			1	100%	1
FLORIDA HOSPITAL ORMOND BEACH			1	100%	1
ADVANCED URGENT CARE PLLC		1			1
CENTRAL FL INTERNAL MEDICINE ASSOCIATES LLC		1			1
Shoreline Care Center			1	100%	1
WATERS EDGE ELEMENTARY SCHOOL			1	100%	1
RABI SINHA, MD		1			1
Long Beach Care Center			1	100%	1
SACRED HEART HEALTH SYSTEM- MIDWIFE PROGRAM			1	100%	1
LAWRENCE GENERAL HOSPITAL			1	100%	1
BEAUMONT HOSPITAL, GROSSE POINTE			1	100%	1
SOUTHWEST FLORIDA DIVISION LAB			1	100%	1
NEVADA DEPARTMENT OF HEALTH AND HUMAN SERVICES			1	100%	1
KENDALL PEDIATRICS PARTNERS LLC			1	100%	1
ADVENTHEALTH MEDICAL GROUP ADULT AND SENIOR HEALTH			1	100%	1
PUBLIX PHARMACY #1114			1	100%	1
MEDEXPRESS URGENT CARE - LINCOLN		1			1
EAST END PEDIATRICS		1			1
HUNEYCUTT FAMILY PRACTICE			1	100%	1
BEAUMONT HOSPITAL			1	100%	1
OMAHA VA MEDICAL CENTER			1	100%	1
JACKSON MADISON CO. GEN. HOSPITAL			1	100%	1
CARENOW URGENT CARE-HENDERSONVILLE		1			1
TAYLOR MANOR		1			1
TEXAS HEALTH ARLINGTON MEMORIAL		1			1
PRIME CARE FAMILY MEDICINE			1	100%	1
NEW YORK UNIVERSITY MEDICAL CENTER			1	100%	1
ALBANY MEDICAL CENTER			1	100%	1
CENTRAL CAROLINA HOSPITAL			1	100%	1
SARASOTA MEMORIAL HOSPITAL		1			1
2504-HOMEWOOD		1			1
RENOWN REGIONAL MEDICAL CENTER			1	100%	1
Sherwood Oaks Health Center			1	100%	1
Henry County Health and Rehabilitation		1			1
SACRED HEART MEDICAL CENTER			1	100%	1
PEDIATRIC ASSOCIATES - JACKSONVILLE			1	100%	1
UF KANAPAHA LAB BEAKER		1			1
SURGERY CENTER, THE			1	100%	1
DISCOVERY AT HOME, LLC			1	100%	1
PARK AVENUE DERMATOLOGY NORTH			1	100%	1

COVID-19: testing by laboratory

Data through Dec 18, 2020 verified as of Dec 19, 2020 at 09:25 AM

Data in this report are provisional and subject to change.

The numbers in the table below represent the number of Florida and non-Florida residents for whom test results were received by the Department of Health. A person can be tested by more than one laboratory and can have both positive and negative results. **Therefore, the sum of the numbers in each column will be larger than the total number of people tested.**

Reporting lab	Inconclusive	Negative	Positive	Percent positive	Total
LAKE BALDWIN			1	100%	1
ALLIANCE LABORATORY SERVICES			1	100%	1
HOWELL BRANCH COURT			1	100%	1
BIOMAT USA			1	100%	1
HIGHLANDS URGENT CARE			1	100%	1
CARESPOT - LEE VISTA			1	100%	1
COMMUNICABLE DISEASE CONTROL/PUBLIC HEALTH EMERGENCY PREPAREDNESS			1	100%	1
WHITE-WILSON MEDICAL CENTER - FORT WALTON BEACH			1	100%	1
Parkview Care Center			1	100%	1
Rio Grande City Nursing and Rehab Center			1	100%	1
BIOLOGICAL AND CHEMICAL EMERGENCIES LABORATORY			1	100%	1
MEDICAL PAVILION CLINIC			1	100%	1
METRO HEALTH HOSPITAL LABORATORY		1			1
WALGREENS #10308		1			1
FALKVILLE HEALTHCARE		1			1
HIGHLANDS CLINICAL LABORATORY			1	100%	1
BAYCARE HEALTH SYSTEMS		1			1
MEDEXPRESS URGENT CARE - ROSS TOWNSHIP		1			1
ADVENTHEALTH PHYSICIAN GROUP - APPLEWOOD			1	100%	1
CITRONELLE HEALTH AND REHABILITATION CENTER		1			1
PEDIATRIC ASSOCIATES - MIAMI LAKES		1			1
Livingston County Center for Nursing and Rehabilitation		1			1
Lemont Nursing and Rehab Center			1	100%	1
NEW ERA HEALTH CENTER INC		1			1
PALMETTO PRIMARY CARE PHYSICIANS			1	100%	1
TEVAPHARM			1	100%	1
COMMUNITY			1	100%	1
ELLIS HOSPITAL URGENT CARE CENTER LAB		1			1
SOUTHWEST REGIONAL PCR LABORATORY			1	100%	1
CANDLER HOSPITAL			1	100%	1
DEPARTMENT OF HEALTH/ NEW YORK			1	100%	1
ORMC-ARDEN/EOI			1	100%	1
MEDEXPRESS URGENT CARE - BRIDGEVILLE		1			1
Princeton Place			1	100%	1
MINUTECLINIC, LLC, DBA MINUTECLINIC #6		1			1
NORTH SHORE HEMATOLOGY-ONCOLOGY ASSOCIATES PC		1			1
ORCHID TERRACE		1			1
HENRY FORD WEST BLOOMFIELD HOSPITAL			1	100%	1
ARCADIA DIALYSIS CENTER			1	100%	1
AMD			1	100%	1
TAMPA GENERAL MEDICAL GROUP LABORATORY HEALTHPARK			1	100%	1
COMMUNITY MEDICAL CENTER-ORANGE CITY		1			1
HALEYVILLE HEALTH CARE CENTER		1			1
WESLEY MEDICAL CENTER			1	100%	1
FULGENT GENETICS HOUSTON		1			1
LCMC LAB SUBSECTION		1			1
FALMOUTH BY THE SEA			1	100%	1

COVID-19: testing by laboratory

Data through Dec 18, 2020 verified as of Dec 19, 2020 at 09:25 AM

Data in this report are provisional and subject to change.

The numbers in the table below represent the number of Florida and non-Florida residents for whom test results were received by the Department of Health. A person can be tested by more than one laboratory and can have both positive and negative results. **Therefore, the sum of the numbers in each column will be larger than the total number of people tested.**

Reporting lab	Inconclusive	Negative	Positive	Percent positive	Total
Community Compassion Center of Batesville			1	100%	1
PRIMECARE AT PORT ORANGE			1	100%	1
MEDONE URGENT CARE			1	100%	1
WESTWOOD NURSING & REHAB		1			1
HEALTH ALLIANCE			1	100%	1
Lutheran Community at Telford		1			1
NORTHEAST TEXAS DIALYSIS		1			1
CATHEDRAL GERONTOLOGY CENTER DBA CATHEDRAL CARES			1	100%	1
TMH PHYSICIAN PARTNERS			1	100%	1
QC LABORATORY			1	100%	1
441 URGENT CARE CENTER - BROWNWOOD			1	100%	1
ORLANDO HEALTH PHYSICIAN GROUP			1	100%	1
GENEXPERT			1	100%	1
USCG SECTOR ST PETE		1			1
BROOKSHIRE, THE			1	100%	1
CORNERSTONE OF RECOVERY INC		1			1
VETERANS AFFAIRS MEDICAL CENTER - EAST ORANGE			1	100%	1
Portsmouth Health and Rehab			1	100%	1
Oakwood - North Baldwins Center for Living		1			1
MARINA DEL REY HOSPITAL LAB			1	100%	1
NORWALK HOSPITAL			1	100%	1
TRAVIS LEE THOMPSON MD			1	100%	1
ER NEAR ME HULEN		1			1
MINUTE CLINIC DIAGNOSTIC PA			1	100%	1
PORTSMOUTH REG. HOSPITAL			1	100%	1
HALIFAX HEALTH PRIMARY CARE			1	100%	1
EAST TENNESSEE STATE UNIVERSITY		1			1
PEDIATRICS URGENT CARE, LLC			1	100%	1
HEART HOSPITAL OF LAFAYETTE: EMERGENCY ROOM			1	100%	1
MINUTE CLINIC, LLC #4650		1			1
MOUNT SINAI MEDICAL CENTER OF FLORIDA, INC			1	100%	1
TITUSVILLE REHABILITATION AND NURSING CENTER		1			1
BAYCARE OUTREACH LAB WH SOUTH			1	100%	1
NORTH SHORE MEDICAL CENTER - SALEM HOSPITAL			1	100%	1
BROOKS -TLC HOSPITAL SYSTEM			1	100%	1
VALLEY HOSPITAL MEDICAL CENTER		1			1
PENSACOLA PATHOLOGY		1			1
Mercy Manor Transition Center			1	100%	1
COVENANT HEALTH		1			1
SANTA MONICA CA-UCLA MC			1	100%	1
LAURELLWOOD NURSING CENTER		1			1
HOUSTON METHODIST HOSPITAL			1	100%	1
BRUCE S WEST MD			1	100%	1
KAISER PERMANENTE REGIONAL REFERENCE LABORATORY		1			1
JAX FAMILY CARE		1			1
MEDEXPRESS URGENT CARE-CHIPPEWA		1			1
PARTNERS IN PRIMARY CARE		1			1

COVID-19: testing by laboratory

Data through Dec 18, 2020 verified as of Dec 19, 2020 at 09:25 AM

Data in this report are provisional and subject to change.

The numbers in the table below represent the number of Florida and non-Florida residents for whom test results were received by the Department of Health. A person can be tested by more than one laboratory and can have both positive and negative results. **Therefore, the sum of the numbers in each column will be larger than the total number of people tested.**

Reporting lab	Inconclusive	Negative	Positive	Percent positive	Total
ACCESS FAMILY CARE LLC			1	100%	1
CAREWELL 203			1	100%	1
University Plaza Rehabilitation and Nursing			1	100%	1
USF PHYSICIANS GROUP			1	100%	1
GIBSON AREA PRIMARY CARE			1	100%	1
Diversicare of Smyrna		1			1
HUMILITY OF MARY HEALTH PARTNERS			1	100%	1
OCALA REGIONAL KIDNEY CENTER EAST			1	100%	1
Arch Plaza Nursing and Rehabilitation Center			1	100%	1
HENRY FORD HOSPITAL			1	100%	1
PRISMA HEALTH TUOMEY LABORATORY			1	100%	1
MEDICAL CITY NORTH HILLS			1	100%	1
SOLARIS HEALTHCARE PLANT CITY		1			1
HARBOR BEACH NURSING AND REHABILITATION CENTER			1	100%	1
Vibrantlife of El Paso Rehabilitation Center			1	100%	1
UNIVERSITY OF SOUTH FLORIDA			1	100%	1
PREMIER PEDIATRICS			1	100%	1
UCH LAB			1	100%	1
THEDACARE FAMILY MEDICINE GATEWAY			1	100%	1
BAYMEADOWS PEDIATRIC CARE		1			1
MEDEXPRESS URGENT CARE - SPRINGFIELD, COOLEY ST		1			1
CYPRESS CREEK MEDICAL CENTER			1	100%	1
HALIFAX HEALTH CARE FOR WOMEN		1			1
ONSLOW COUNTY HEALTH DEPARTMENT			1	100%	1
SUMMERFIELD PAIN MANAGEMENT			1	100%	1
PROGENESIS INC			1	100%	1
Orchid Cove at Naples			1	100%	1
Wedgewood Manor		1			1
WELLOW URGENT CARE-OSWEGO			1	100%	1
POMPANO BEACH ARTIFICIAL KIDNEY CENTER			1	100%	1
ULTIMATE ANALYSIS LABORATORY			1	100%	1
ARDEN COURTS OF SEMINOLE			1	100%	1
NEW YORK STATE DEPARTMENT OF HEALTH			1	100%	1
AZALEALAND NURSING HOME		1			1
ALPHA CLINICAL LABORATORY CORP.			1	100%	1
TRUMAN MEDICAL CENTER - HOSPITAL HILL			1	100%	1
PHYSICIANS PRIMARY CARE LEHIGH PEDS			1	100%	1
Manassas Health & Rehab			1	100%	1
EXCEPTIONAL EMERGENCY CENTER			1	100%	1
441 URGENT CARE-MULBERRY			1	100%	1
MEDEXPRESS URGENT CARE - LAWRENCE		1			1
SIGNATURE CARE MEMORIAL CITY			1	100%	1
ADVANCED MEDICAL RESEARCH CENTER LLC			1	100%	1
MEDEXPRESS URGENT CARE - WHEELING		1			1
LIFELINK TISSUE BANK D/B/A LIFELINK TISSUE BANK		1			1
BAPTIST HEALTH MEDICAL PLAZA			1	100%	1
ADVANCED MEDICAL LABORATORIES (AML)			1	100%	1

COVID-19: testing by laboratory

Data through Dec 18, 2020 verified as of Dec 19, 2020 at 09:25 AM

Data in this report are provisional and subject to change.

The numbers in the table below represent the number of Florida and non-Florida residents for whom test results were received by the Department of Health. A person can be tested by more than one laboratory and can have both positive and negative results. **Therefore, the sum of the numbers in each column will be larger than the total number of people tested.**

Reporting lab	Inconclusive	Negative	Positive	Percent positive	Total
VISTA DEL SOL MED ASSOC		1			1
CHRISTUS SPOHN HOSPITAL			1	100%	1
MINUTE CLINIC OF KANSAS PA			1	100%	1
OMNICARE PHARMACY OF TEXAS 1, LP		1			1
ST PETERSBURG PEDIATRICS			1	100%	1
MINUTECLINIC DIAGNOSTIC MED GRP OF CA		1			1
PANCARE HEALTH - BRUCE			1	100%	1
Kroger - KRO01100688			1	100%	1
DOCTORS HOSPITAL OF LAREDO			1	100%	1
Bivins Pointe			1	100%	1
QUALITY LAB			1	100%	1
WESTOX LABS		1			1
OPTIMAL MEDICINE INC		1			1
OVIDO CHILDRENS HEALTH CENTER LLC		1			1
LP ELIZABETHTON		1			1
HYDE PARK MEDICAL CENTER		1			1
GENESIS HEALTH SYSTEM			1	100%	1
MEDERI CARETENDERS			1	100%	1
POUDRE VALLEY HOSPITAL			1	100%	1
Buena Vista Care Center		1			1
MAINE HEALTH AND ENVIRONMENTAL TESTING LABORATORY			1	100%	1
Vi at Aventura		1			1
COLONIAL VILLA GOOD SAMARITAN CENTER		1			1
ENZO LABS INC			1	100%	1
JS HEALTHCARE			1	100%	1
MEDICAL ASSOCIATES OF PINELLAS - LAB			1	100%	1
UNIVERSITY URGENT CARE			1	100%	1
ORLANDO FAMILY PHYSICIANS			1	100%	1
ROSECASTLE OF JACKSONVILLE LLC			1	100%	1
ORLANDO CLINICAL RESEARCH CENTER		1			1
BUENA VIDA ESTATES			1	100%	1
MOSAIC MEDICAL CENTER MARYVILLE			1	100%	1
EASTSIDE MEDICAL CLINIC		1			1
HEALTHPARK MEDICAL CTR NURSING SVC		1			1
ATHENA PLASTIC SURGERY		1			1
PENINSULA REGIONAL MED CTR LAB			1	100%	1
IZ MEDICAL		1			1
BUFFALO VAMC			1	100%	1
MINNESOTA DEPARTMENT OF HEALTH LABORATORY			1	100%	1
CARENOW URGENT CARE – SPRING			1	100%	1
SAN JOSE CLINIC		1			1
COBLESKILL REGIONAL HOSPITAL		1			1
WATERTOWN URGENT CARE		1			1
Carington Park			1	100%	1
MEDEXPRESS - WILMINGTON KIRKWOOD HIGHWAY		1			1
MINUTECLINIC DIAG OF IND, LLC #6553		1			1
Crossbreeze care center			1	100%	1

COVID-19: testing by laboratory

Data through Dec 18, 2020 verified as of Dec 19, 2020 at 09:25 AM

Data in this report are provisional and subject to change.

The numbers in the table below represent the number of Florida and non-Florida residents for whom test results were received by the Department of Health. A person can be tested by more than one laboratory and can have both positive and negative results. **Therefore, the sum of the numbers in each column will be larger than the total number of people tested.**

Reporting lab	Inconclusive	Negative	Positive	Percent positive	Total
EXPEDIAN URGENT CARE			1	100%	1
Longwood Community Living Center		1			1
CARE STATION MEDICAL GROUP		1			1
MARYLAND DEPARTMENT OF HEALTH AND MENTAL HYGIENE-LABORATORIES			1	100%	1
MAYO CLINIC BEACHES PRIMARY CARE CTR		1			1
BEAUMONT REFERENCE LABORATORY			1	100%	1
TUSCAN ISLE CHAMPIONSGATE OP CO LLC		1			1
CORDOVA FAMILY PRACTICE			1	100%	1
MANSFIELD MEDICAL LODGE			1	100%	1
BROOKDALE FORT MYERS LAKES PARK			1	100%	1
VILLAGES REHABILITATION AND NURSING CENTER		1			1
OAKMONT WEST- GREENVILLE SC		1			1
NORTH FLORIDA CHILD DEVELOPMENT, INC			1	100%	1
UNIVERISTY OF MIAMI			1	100%	1
EAST COAST INSTITUTE FOR RESEARCH LLC			1	100%	1
ADVANCE MD CARE			1	100%	1
EDGAR PRICE FAMILY & CHILDREN HEALTHCARE CENTER			1	100%	1
SHAMRA MEDICAL LABORATORY			1	100%	1
FIU HEALTH CARE CENTER			1	100%	1
SKY RIDGE MEDICAL CENTER - MICRO			1	100%	1
VALLEY MEDICAL LABORATORY			1	100%	1
Niles Nursing and Rehab. Center		1			1
MEDICAL ARTS LABORATORY			1	100%	1
FREEPORT ER DOX URGENT CARE		1			1
ST. JOHN HOSPITAL & MEDICAL CENTER			1	100%	1
RIVIERA BEACH HEALTH CENTER LAB			1	100%	1
POETS WALK SARASOTA			1	100%	1
ADVENTHEALTH CENTRA CARE PONCIANA			1	100%	1
NORTHEAST PEDIATRICS			1	100%	1
STATCARE URGENT & WALK IN MEDICAL CARE		1			1
BASCOM PALMER EYE INSTITUTE			1	100%	1
CAREWELL JW - WORCESTER LNC			1	100%	1
CAREHERE HUDSON BAY			1	100%	1
HILTON HEAD HOSPITAL/INPATIENT			1	100%	1
DOCTORS HEARING			1	100%	1
ROYAL PALM PEDIATRICS			1	100%	1
MOUNT SINAI COMPREHENSIVE CANCER CENTER			1	100%	1
CLINIC OF PEDIATRICS & GI MEDICINE INC			1	100%	1
LAKEWOOD RANCH MEDICAL CENTER CLINICAL LAB			1	100%	1
ASHLEY CLINICAL DIAGNOSTIC LABORATORY			1	100%	1
BMC/NASSAU			1	100%	1
MANOR CARE OF DELRAY BEACH FL LLC		1			1
CORNERSTONE PEDIATRICS			1	100%	1
CRESTAR LABS			1	100%	1
RAPID CITY REGIONAL HOSPITAL -579 ATTN. LABORATORY		1			1
ARIZA WELLNESS CARE LLC			1	100%	1
BAYCARE MEDICAL GROUP INC			1	100%	1

COVID-19: testing by laboratory

Data through Dec 18, 2020 verified as of Dec 19, 2020 at 09:25 AM

Data in this report are provisional and subject to change.

The numbers in the table below represent the number of Florida and non-Florida residents for whom test results were received by the Department of Health. A person can be tested by more than one laboratory and can have both positive and negative results. **Therefore, the sum of the numbers in each column will be larger than the total number of people tested.**

Reporting lab	Inconclusive	Negative	Positive	Percent positive	Total
FLORIDA KEYS PED AND ADOLES CTR			1	100%	1
FLORIDA MEDICAL CENTER			1	100%	1
Gulfport Rehabilitation Center			1	100%	1
ST JOHNS MEDICAL CENTER		1			1
SOUTHERN HILLS MEDICAL CENTER			1	100%	1
MT CARMEL PHARMACY INC		1			1
INSPIRE HEALTHCARE CENTER			1	100%	1
Glen Oaks Health and REhabilitation		1			1
ASSOCIATED MD			1	100%	1
SUPERKIDS PEDIATRICS			1	100%	1
CVS MINUTE CLINIC DIAGNOSTIC OF NEW JERSEY		1			1
BIOMERIEUX			1	100%	1
NHC Chattanooga			1	100%	1
EXPRESS CARE OF THE SHOALS		1			1
FHPG SURGICAL ASSOCIATES OF EAST PASCO			1	100%	1
CARE POINT HEALTH AND WELLNESS CENTER		1			1
DOCTORS MEMORIAL HOSP HOME HEALTH CARE		1			1
PARKLAND HEALTH & HOSPITAL			1	100%	1
FAIRFIELD MEDICAL CENTER			1	100%	1
KANA MEDICAL			1	100%	1
AVERA ST. MARY'S HOSPITAL			1	100%	1
TITUSVILLE CENTER FOR SURGICAL EXCELLENCE LLC		1			1
GWINNETT MEDICAL CENTER			1	100%	1
El Paso Health Care Center			1	100%	1
MEDEXPRESS URGENT CARE NORWIN		1			1
MINUTECLINIC DIAGNOSTIC OF NORTH CAROLINA PC #5341		1			1
HAMILTON CHD		1			1
MEDEXPRESS URGENT CARE- FORT WORTH N T		1			1
Washington County Nursing H0me			1	100%	1
PUTNAM CO HOSPITAL-D/B/A ASBURY TOWERS		1			1
LAKEVIEW REGIONAL HOSPITAL			1	100%	1
MAYO CLINICAL LABORATORIES		1			1
UNIVERSITY OF IOWA HOSPITALS & CLINICS			1	100%	1
KEY WEST BRANCH MEDICAL CLINIC			1	100%	1
BLACK STALLION WALK IN AND EXERCISE CLINICS LLC		1			1
GSM OCED Subsection			1	100%	1
FLORIDA HOSPITAL PHYSICIANS GROUP			1	100%	1
LIBERTY HEALTH CENTER			1	100%	1
Westside Terrace		1			1
LAKE VIEW COURT		1			1
HEARTLAND - CHARLESTON OF HANAHAN SC,		1			1
HEALTH GUAGE			1	100%	1
US LABORATORIES			1	100%	1
Raleigh Center (WV)			1	100%	1
BRISTOL REGINAL MEDICAL CENTER			1	100%	1
NEMOURS CHILDRENS PRIMARY CARE CLERMONT			1	100%	1
ACCOMPLISHED HOME CARE		1			1

COVID-19: testing by laboratory

Data through Dec 18, 2020 verified as of Dec 19, 2020 at 09:25 AM

Data in this report are provisional and subject to change.

The numbers in the table below represent the number of Florida and non-Florida residents for whom test results were received by the Department of Health. A person can be tested by more than one laboratory and can have both positive and negative results. **Therefore, the sum of the numbers in each column will be larger than the total number of people tested.**

Reporting lab	Inconclusive	Negative	Positive	Percent positive	Total
MY URGENT CARE CLINIC			1	100%	1
CROSS CREEK HEALTH CARE		1			1
LIFE CARE CENTER OF GWINNETT		1			1
GRAND VILLA OF ENGLEWOOD			1	100%	1
CERMAK HEALTH SERVICES			1	100%	1
ADVANCED RESEARCH AND DIAGNOSTIC LABORATORY UNIVERSITY OF MINNESOTA			1	100%	1
LOWER KEYS COMMUNITY HEALTH CENTER			1	100%	1
PRIMEX CLINICAL LABORATORIES INC			1	100%	1
SHANNON CLARK OD, PA			1	100%	1
OCCUPATIONAL HEALTH CENTER		1			1
ADVANCE HEALTH AND WELLNESS SOLUTIONS			1	100%	1
PALM SPRINGS GENERAL HOSPITAL			1	100%	1
CONWAY MEDICAL CENTER			1	100%	1
WALGREENS #5130			1	100%	1
THE MEDICAL CENTER AT BOWLING GREEN			1	100%	1
HIGH DESERT COURT GROUP HOME			1	100%	1
CARENOW URGENT CARE-WEST END		1			1
Avante at Orlando		1			1
FLAGLER HEALTH SERVICES INC			1	100%	1
NORTH FLORIDA MEDICAL GROUP		1			1
MAYO CLINIC OUTPATIENT DIALYSIS CENTER			1	100%	1
OAK HAVEN REHAB AND NURSING CENTER			1	100%	1
Good Samaritan Society - Albion		1			1
CONCIERGE INTERNAL MEDICINE ASSOCIATES			1	100%	1
MEDEXPRESS URGENT CARE - MOUNTAIN HOME		1			1
HEALTH PLUS SUNRISE MEDICAL OFFICE			1	100%	1
STONECREST MEDICAL CENTER		1			1
Signature Healthcare of Savannah		1			1
BAYCARE OUTREACH LAB			1	100%	1
SOUTHERN SPRINGS HEALTH CARE		1			1
MEDEXPRESS URGENT CARE - ELM GROVE		1			1
Chateau Girardeau			1	100%	1
MADISON FACILITY INC			1	100%	1
LABORATORIO MEDICO CENTRAL CONDOMINO MD			1	100%	1
MD NOW URGENT CARE			1	100%	1
UHEALTH CORAL SPRINGS			1	100%	1
INTERNAL MEDICINE GROUP OF CENTRAL FLORIDA			1	100%	1
ADVENTHEALTH IMAGING LAKE NONA			1	100%	1
ST. LUKE'S HOSPITAL			1	100%	1
Parkside Manor		1			1
American Fork Care Center dba Heritage Care Center		1			1
MEDEXPRESS URGENT CARE - BECKLEY		1			1
ADVANCED URGENT CARE OF MARATHON			1	100%	1
NFRC CLINICAL LAB			1	100%	1
Kroger - KR003500568			1	100%	1
INDIAN RIVER CLINICAL LABORATORY, INC.		1			1
SUN CITY DIAGNOSTIC CENTER			1	100%	1

COVID-19: testing by laboratory

Data through Dec 18, 2020 verified as of Dec 19, 2020 at 09:25 AM

Data in this report are provisional and subject to change.

The numbers in the table below represent the number of Florida and non-Florida residents for whom test results were received by the Department of Health. A person can be tested by more than one laboratory and can have both positive and negative results. **Therefore, the sum of the numbers in each column will be larger than the total number of people tested.**

Reporting lab	Inconclusive	Negative	Positive	Percent positive	Total
Kroger - KR003400316			1	100%	1
PM PEDIATRICS PC			1	100%	1
COVID RAPID LABS			1	100%	1
PRIMACARE MEDICAL LAKEWOOD			1	100%	1
CAREWELL URGENT CARE FITCHBURG			1	100%	1
HSRE-ASL CASSELBERRY TRS, LLC			1	100%	1
VANAJA SUREDDI MD PA			1	100%	1
NORTH FLORIDA MEDICAL CENTERS INC		1			1
LEELANAU OPCO, LLC		1			1
ADVENTHEALTH MEDICAL GROUP FAMILY AND INTERNAL			1	100%	1
ADVANCED LABORATORY SERVICES			1	100%	1
LOPEZ		1			1
EXACCARE KINGSTON, LLC			1	100%	1
Birmingham Nursing & Rehab Center		1			1
BLOOD SYSTEMS LABORATORIES			1	100%	1
ALL PRO ORTHOPEDICS & SPORTS MEDICINE, PA			1	100%	1
LISTENING DOCTOR PLLC, THE			1	100%	1
DEVITA		1			1
WELLINGTON WEST 100176			1	100%	1
QUALITY CLINICAL LAB LLC			1	100%	1
SYNAPSE ANALYTICAL LABS		1			1
ADVENTHEALTH MEDICAL GROUP FAMILY MEDICINE AT RDV		1			1
MORGAN STANELY HEALTH CENTER		1			1
CAROLINAS HEALTHCARE SYSTEM LAB			1	100%	1
CVS HEALTH, #5962		1			1
KANSAS CITY VA MEDICAL CENTER			1	100%	1
AFFINITY URGENT CARE			1	100%	1
TREASURE COAST PRIMARY CARE		1			1
CEPERO PEDIATRICS PA			1	100%	1
FHPG_EXP CARE W HILLSBOROUGH			1	100%	1
The Evangelical Lutheran Good Samaritan Society Prescott Village		1			1
CAREHERE LLC			1	100%	1
GRACE HEALTHCARE OF LAKE WALES		1			1
CULVER CITY URGENT CARE			1	100%	1
BRANDON OUTREACH CLINIC			1	100%	1
Cornerstone at the Ranch		1			1
PROGRESS PHARMACY INC			1	100%	1
MIAMI-DADE COUNTY HEALTH DEPT.		1			1
UPSON REGIONAL MEDICAL CENTER			1	100%	1
LAS PALMAS MEDICAL CENTER			1	100%	1
ST CLOUD COMPOUNDING PHARMACY & WELLNESS CENTER		1			1
PROVIDENCE ST PETER HOSPITAL		1			1
DIAGNOSTIC & MEDICAL SPECIALISTS OF GREENWICH		1			1
TREASURE COAST MEDICAL CONCIERGE LLC			1	100%	1
ST. MICHAEL'S ELITE HOSPITAL			1	100%	1
LEGACY AT HIGHWOODS PRESERVE		1			1
Rosedale Green		1			1

COVID-19: testing by laboratory

Data through Dec 18, 2020 verified as of Dec 19, 2020 at 09:25 AM

Data in this report are provisional and subject to change.

The numbers in the table below represent the number of Florida and non-Florida residents for whom test results were received by the Department of Health. A person can be tested by more than one laboratory and can have both positive and negative results. **Therefore, the sum of the numbers in each column will be larger than the total number of people tested.**

Reporting lab	Inconclusive	Negative	Positive	Percent positive	Total
MEMORIAL HEALTH SYSTEM		1			1
YUMA REGIONAL MEDICAL CENTER			1	100%	1
LEHIGH MEDICAL AND RESEARCH CENTER, INC			1	100%	1
MIDDLE TENN MENTAL HEALTH INSTITUTE		1			1
ST. MARY MEDICAL CENTER		1			1
SANTA ROSA PEDIATRICS			1	100%	1
Integrity Healthcare of Carbondale			1	100%	1
MADISON AT OVIEDO			1	100%	1
EAST RIDGE RETIREMENT VILLAGE INC		1			1
DSI LABORATORIES-NAPLES-7TH			1	100%	1
LEHIGH PULMONARY ASSOCIATES			1	100%	1
UNIVERSITY OF MARYLAND PATHOLOGY ASSOCIATES			1	100%	1
MEDEXPRESS URGENT CARE - BECKLEY CROSS		1			1
Caldwell Care		1			1
LEXINGTON PLACE SENIOR LIVING COMMUNITY		1			1
Hampton Court Nursing and Rehabilitation Center			1	100%	1
NORTHSIDE HOSPITAL DULUTH			1	100%	1
Manorcare Health Services West Reading North		1			1
LIFELINK OF FLORIDA			1	100%	1
DASCENA LAB			1	100%	1
ICARE		1			1
LAKESIDE MEDICAL CENTER		1			1
UPMC NORTHWEST HOSPITAL			1	100%	1
SPRINGHILL SENIOR RESIDENCE		1			1
GEORGETOWN URGENT CARE			1	100%	1
PREMIER FAMILY AND SPORTS MEDICINE LLC			1	100%	1
FLORIDA HEART AND VASCULAR MULTISPECIALTY GROUP PA			1	100%	1
SOUTHERN BREEZE HEALTHCARE			1	100%	1
Conway Lakes Health and Rehabilitation Center		1			1
WATERBURY HOSPITAL REFERENCE LAB			1	100%	1
The Palms Nursing and Rehabilitation		1			1
HARDIN MEMORIAL HOSPITAL - HEARTLAND PATHOLOGY CONSULTANTS			1	100%	1
FIVE STAR PREMIER RESIDENCES OF POMPANO BEACH			1	100%	1
WINSHIPS PHARMACY INC		1			1
Valley Center (WV)			1	100%	1
MCH PHYSICIANS GROUP			1	100%	1
DERMDX, DIV OF AURORA DIAGNOSTICS/BERNHARDT LAB		1			1
CSL PLASMA LAB			1	100%	1
STARLING AT NOCATEE			1	100%	1
Monument Health Strugis Care Center		1			1
CVS HEALTH, #2043		1			1
ST GERARD'S COMMUNITY OF CARE		1			1
WALGREENS #01398			1	100%	1
GRAND VIEW HOSPITAL			1	100%	1
PREMIER URGENT CARE CENTER LLC			1	100%	1
Miller Health Care Center			1	100%	1
BAPTIST HEALTH SURGERY CENTER			1	100%	1

COVID-19: testing by laboratory

Data through Dec 18, 2020 verified as of Dec 19, 2020 at 09:25 AM

Data in this report are provisional and subject to change.

The numbers in the table below represent the number of Florida and non-Florida residents for whom test results were received by the Department of Health. A person can be tested by more than one laboratory and can have both positive and negative results. **Therefore, the sum of the numbers in each column will be larger than the total number of people tested.**

Reporting lab	Inconclusive	Negative	Positive	Percent positive	Total
MEDEXPRESS URGENT CARE - JEANNETTE		1			1
REGIONAL MEDICAL LABORATORY			1	100%	1
ROCKLEDGE HEALTH & REHABILITATION CENTER			1	100%	1
NIBHA MEDIRATTA MD PL			1	100%	1
LIFESPAN HEALTH - SELMER		1			1
LABORATORIO BUENA SALUD			1	100%	1
DEL PRADO MEDICAL CENTER, INC		1			1
UNIVERSITY OF MIAMI PRIMARY CARE SITE UMHC 3039			1	100%	1
NHC HealthCare St. Charles		1			1
SPINE & PAIN CONSULTANT PLLC		1			1
RAMBAM URGENT CARE			1	100%	1
FHCP ASC - ORANGE CITY			1	100%	1
CVS MINUTE CLINIC DIAGNOSTIC PA #3060		1			1
UHS BINGHAMTON GENERAL			1	100%	1
FAYETTE MEDICAL CENTER LAB		1			1
UMASS MEMORIAL/MARLBORO HOSPITAL			1	100%	1
NEWTON MEMORIAL HOSPITAL		1			1
BAYCARE MEDICAL GROUP, INC		1			1
SMITH KLINE			1	100%	1
BROOME COUNTY HEALTH DEPARTMENT		1			1
Sanford Health & Rehabilitation			1	100%	1
SERENADES BY SONATA		1			1
BEAUFORT MEMORIAL			1	100%	1
NORTH SHORE HEMATOLOGY-ONCOLOGY ASSOCI		1			1
MINUTECLINIC LLC #5157			1	100%	1
PANCARE HEALTH - HOSFORD SCHOOL			1	100%	1
ADVENT HEALTH - OWASA			1	100%	1
THE CHILDREN'S HOSPITAL OF PHILADELPHIA		1			1
BREVARD FAMILY WALK IN CLINIC			1	100%	1
ARIZONA STATE LABORATORY			1	100%	1
DIGNITY HEALING LLC			1	100%	1
ROAN MOUNTAIN MEDICAL CENTER			1	100%	1
SHARON REGIONAL MEDICAL CENTER			1	100%	1
GRAND VILLA OF PINELLAS PARK			1	100%	1
WILMINGTON NURSING AND REHAB			1	100%	1
ST JOHNS EPISCOPAL HOSPITAL SOUTH SHORE		1			1
FRESENIUS SOUTH FORT MYERS		1			1
Heritage Health of Peru			1	100%	1
Life Care Center of Estero			1	100%	1
CHATSWORTH ASSISTED LIVING COMMUNITY AT PGA NATIONAL			1	100%	1
ATHENS LIMESTONE HOSPITAL		1			1
LAKE LURE HEALTH CENTER			1	100%	1
Tremont Health & Rehabilitation Center		1			1
CARESPOT - OCOEE			1	100%	1
BOONE DRUG & HEALTHCARE AT DEERFIELD			1	100%	1
Village Crest Center for Health & Rehabilitation		1			1
ST. VINCENT HOSPITAL			1	100%	1

COVID-19: testing by laboratory

Data through Dec 18, 2020 verified as of Dec 19, 2020 at 09:25 AM

Data in this report are provisional and subject to change.

The numbers in the table below represent the number of Florida and non-Florida residents for whom test results were received by the Department of Health. A person can be tested by more than one laboratory and can have both positive and negative results. **Therefore, the sum of the numbers in each column will be larger than the total number of people tested.**

Reporting lab	Inconclusive	Negative	Positive	Percent positive	Total
LOGAN COUNTY HOSPITAL			1	100%	1
WillowBrooke Court at Westminster Village		1			1
CLAYMED OF NORTH FLORIDA			1	100%	1
HAYS CLINICAL LAB			1	100%	1
Douglas County Health Center		1			1
ROYAL PALM MEDICAL GROUP, INC		1			1
BROOKS REHAB			1	100%	1
INFECTION CONTROL DEPT			1	100%	1
NORTH BROWARD MEDICAL CENTER			1	100%	1
HEALTHCARE FOR THE HOMELESS			1	100%	1
POPLAR HEALTHCARE			1	100%	1
OCALA REGIONAL DIALYSIS- NORTH			1	100%	1
Peninsula Nursing and Rehabilitation Center		1			1
URGENT CARE OF FORT LAUDERDALE INC			1	100%	1
GRAND VILLA OF DUNEDIN			1	100%	1
NORTHERN KENTUCKY HEALTH DEPARTMENT			1	100%	1
FLORIDA DEPARTMENT OF HEALTH IN ESCAMBIA COUNTY		1			1
URGENT CARE COASTAL GA			1	100%	1
DAVENPORT PEDIATARICS CLERMONT PA		1			1
TITUS REGIONAL MEDICAL CENTER			1	100%	1
BAPTIST HOSPITAL OF MIAMI MCI BROWARD LABORATORY			1	100%	1
WINTER GARDEN CHILDREN'S HEALTH CENTERS			1	100%	1
Total	57,580	11,350,157	1,524,783	12%	12,932,520