

COVID-19: summary of cases and monitoring

Data through Dec 17, 2020 verified as of Dec 18, 2020 at 09:25 AM

Data in this report are provisional and subject to change.

Cases: people with positive PCR or antigen test result

Total cases	1,181,483
--------------------	------------------

Florida residents	1,161,953
-------------------	-----------

Non-Florida residents	19,530
-----------------------	--------

Type of testing

Florida residents	1,161,953
-------------------	-----------

Positive by BPHL/CDC	44,419
----------------------	--------

Positive by commercial/hospital lab	1,117,534
-------------------------------------	-----------

PCR positive	1,023,305
--------------	-----------

Antigen positive	138,648
------------------	---------

Non-Florida residents	19,530
-----------------------	--------

Positive by BPHL/CDC	570
----------------------	-----

Positive by commercial/hospital lab	18,960
-------------------------------------	--------

PCR positive	15,411
--------------	--------

Antigen positive	4,119
------------------	-------

Characteristics

Florida residents hospitalized	59,602
--------------------------------	--------

Florida resident deaths	20,401
-------------------------	--------

Non-Florida resident deaths	289
-----------------------------	-----

Hospitalized counts include anyone who was hospitalized at some point during their illness. It does not reflect the number of people currently hospitalized.

More information on deaths identified through death certificate data is available on the National Center for Health Statistics website at www.cdc.gov/nchs/nvss/vsrr/COVID19/index.htm.

Cases: people with positive PCR or antigen test result

Risk factors for Florida residents

Traveled	10,397
----------	--------

Contact with a known case	444,946
---------------------------	---------

Traveled and contact with a known case	13,059
--	--------

Neither	693,551
---------	---------

No travel and no contact	145,189
--------------------------	---------

Travel is unknown	388,989
-------------------	---------

Contact is unknown	273,546
--------------------	---------

Contact is pending	237,496
--------------------	---------

Travel can be unknown and contact can be unknown or pending for the same case, these numbers will sum to more than the "neither" total.

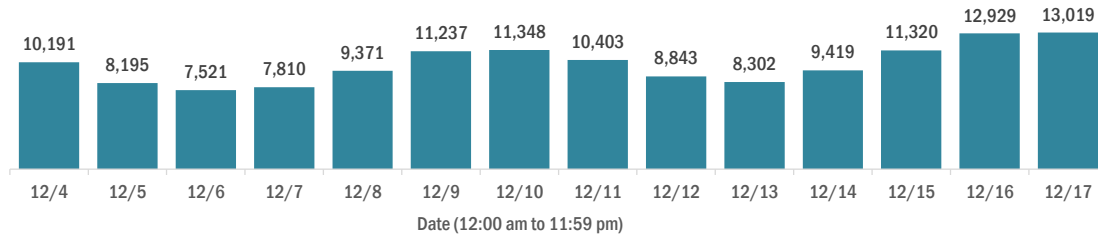
COVID-19: summary of laboratory testing

Data through Dec 17, 2020 verified as of Dec 18, 2020 at 09:25 AM

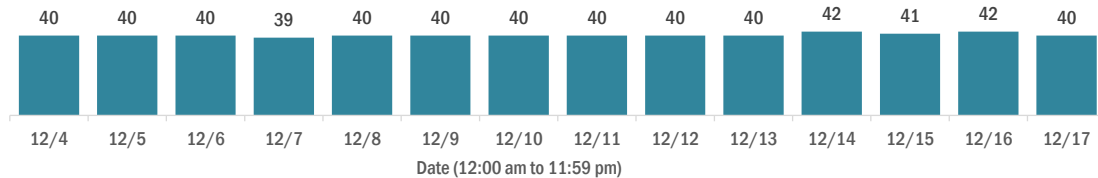
Data in this report are provisional and subject to change.

Cases in Florida residents per day for the past 2 weeks

Number of cases per day



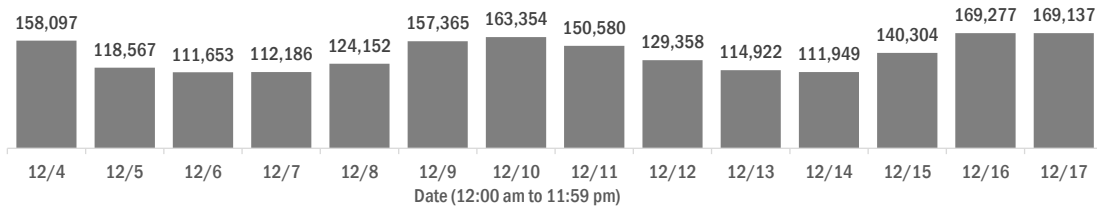
Median age of cases by day



Laboratory testing for Florida residents over the past 2 weeks

Number of Florida residents tested per day

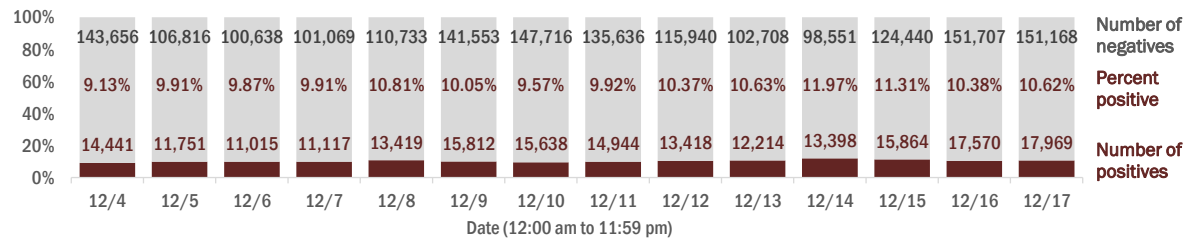
These counts include the number of people for whom the Department received PCR or antigen laboratory results by day. People tested on multiple days will be included for each day a new result was received. A person is only counted once for each day they are tested, regardless of whether multiple specimens are tested or multiple results are received.



Number and percent of Florida residents with positive test results

The percent of positive results ranged from 9.13% to 11.97% over the past 2 weeks and was 10.62% yesterday.

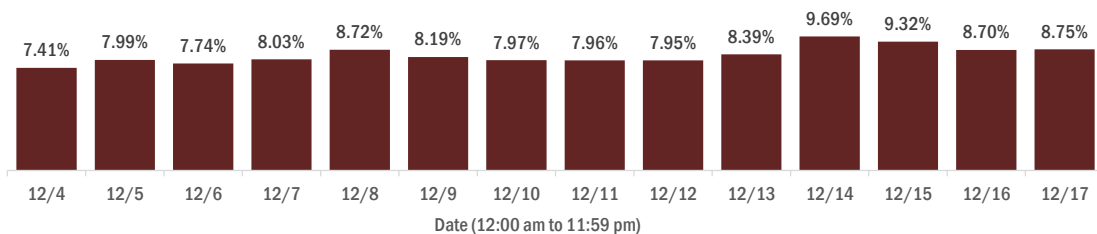
These counts include the number of people for whom the Department received PCR or antigen laboratory results by day. People tested on multiple days will be included for each day a new result was received. A person is only counted once for each day they are tested, regardless of whether multiple specimens are tested or multiple results are received. If a person has a positive specimen and a negative specimen in the same day, only the positive result is counted.



Percent positivity for new cases in Florida residents

The percent of positive results ranged from 7.41% to 9.69% over the past 2 weeks and was 8.75% yesterday.

This percent is the number of people who test PCR- or antigen-positive for the first time divided by all the people tested that day, excluding people who have previously tested positive.



COVID-19: characteristics of 1,161,953 Florida resident cases

Data through Dec 17, 2020 verified as of Dec 18, 2020 at 09:25 AM

Data in this report are provisional and subject to change.

Age group	Cases		Hospitalizations		Deaths	
0-4 years	20,609	2%	402	1%	0	0%
5-14 years	59,843	5%	361	1%	5	0%
15-24 years	184,874	16%	1,577	3%	33	0%
25-34 years	210,320	18%	3,207	5%	117	1%
35-44 years	182,258	16%	4,828	8%	337	2%
45-54 years	179,095	15%	7,257	12%	797	4%
55-64 years	151,488	13%	10,381	17%	2,231	11%
65-74 years	93,337	8%	12,046	20%	4,340	21%
75-84 years	52,256	4%	11,590	19%	6,075	30%
85+ years	26,774	2%	7,948	13%	6,466	32%
Unknown	1,099	0%	5	0%	0	0%
Total	1,161,953		59,602		20,401	

Gender	Cases	
Female	600,641	52%
Male	553,743	48%
Unknown	7,569	1%
Total	1,161,953	

Ethnicity	Cases		Hospitalizations		Deaths	
Hispanic	362,343	31%	16,092	27%	4,981	24%
Non-Hispanic	531,435	46%	40,384	68%	13,968	68%
Unknown	268,175	23%	3,126	5%	1,452	7%
Total	1,161,953		59,602		20,401	

Race and ethnicity	Cases		Hospitalizations		Deaths	
White	607,286	52%	37,673	63%	14,493	71%
Hispanic	240,170	21%	11,309	19%	3,953	19%
Non-Hispanic	325,330	28%	25,125	42%	9,844	48%
Unknown	41,786	4%	1,239	2%	696	3%
Black	157,453	14%	13,034	22%	3,613	18%
Hispanic	8,593	1%	544	1%	136	1%
Non-Hispanic	136,151	12%	12,197	20%	3,339	16%
Unknown	12,709	1%	293	0%	138	1%
Other race	161,964	14%	7,019	12%	1,623	8%
Hispanic	83,497	7%	3,842	6%	759	4%
Non-Hispanic	55,609	5%	2,856	5%	723	4%
Unknown	22,858	2%	321	1%	141	1%
Unknown race	235,250	20%	1,876	3%	672	3%
Hispanic	30,083	3%	397	1%	133	1%
Non-Hispanic	14,345	1%	206	0%	62	0%
Unknown	190,822	16%	1,273	2%	477	2%
Total	1,161,953		59,602		20,401	

Hospitalization counts include anyone who was hospitalized at some point during their illness. It does not reflect the number of people currently hospitalized. **Other race** includes any person with a race of American Indian/Alaskan native, Asian, native Hawaiian/Pacific Islander, or other.

COVID-19: deaths in Florida residents and staff of long-term care facilities

Data through Dec 17, 2020 verified as of Dec 18, 2020 at 09:25 AM

Data in this report are provisional and subject to change.

For current cases in residents or staff of long-term care facilities, please visit: <https://floridahealthcovid19.gov/>

County	Deaths		County	Deaths		County	Deaths	
Dade	886	11%	Okaloosa	108	1%	Gadsden	12	0%
Palm Beach	798	10%	Osceola	100	1%	Washington	12	0%
Pinellas	658	8%	Charlotte	96	1%	Gilchrist	11	0%
Broward	495	6%	Citrus	93	1%	Baker	9	0%
Hillsborough	437	6%	Indian River	77	1%	Calhoun	9	0%
Polk	355	5%	Clay	75	1%	Gulf	8	0%
Brevard	282	4%	Jackson	73	1%	Jefferson	8	0%
Lee	282	4%	Leon	60	1%	Lafayette	8	0%
Duval	267	3%	Suwannee	55	1%	Desoto	5	0%
Sarasota	264	3%	St. Johns	52	1%	Levy	4	0%
Orange	243	3%	Highlands	50	1%	Bradford	3	0%
Volusia	190	2%	Bay	44	1%	Flagler	3	0%
St. Lucie	187	2%	Alachua	38	0%	Holmes	3	0%
Marion	181	2%	Columbia	36	0%	Monroe	3	0%
Seminole	181	2%	Sumter	31	0%	Taylor	3	0%
Escambia	156	2%	Nassau	28	0%	Hardee	2	0%
Manatee	152	2%	Santa Rosa	24	0%	Dixie	1	0%
Collier	137	2%	Hendry	20	0%	Liberty	1	0%
Pasco	126	2%	Putnam	20	0%	Total	7,859	
Martin	119	2%	Madison	18	0%			
Hernando	114	1%	Walton	17	0%			
Lake	113	1%	Okeechobee	16	0%			

Note: cases are summarized by the county of usual residence. Residents and staff may be cases associated with facilities that are not in their county of usual residence, resulting in cases being included below for counties that do not have facilities with known cases.

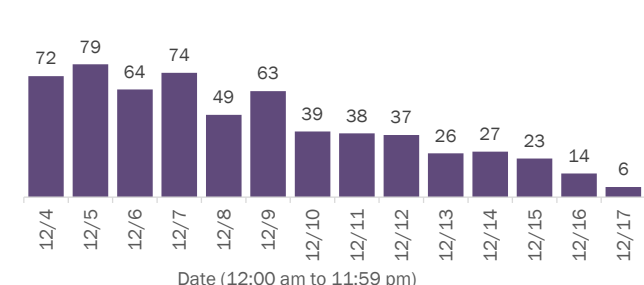
COVID-19: cases in Florida residents who have died

Data through Dec 17, 2020 verified as of Dec 18, 2020 at 09:25 AM

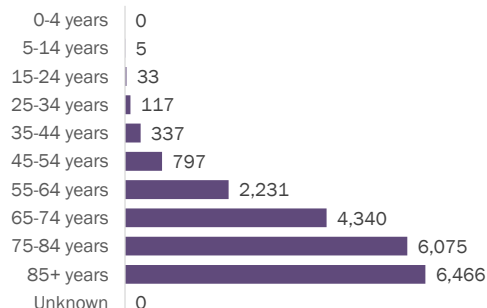
Data in this report are provisional and subject to change.

Demographics for all identified COVID-19 deaths: 20,401

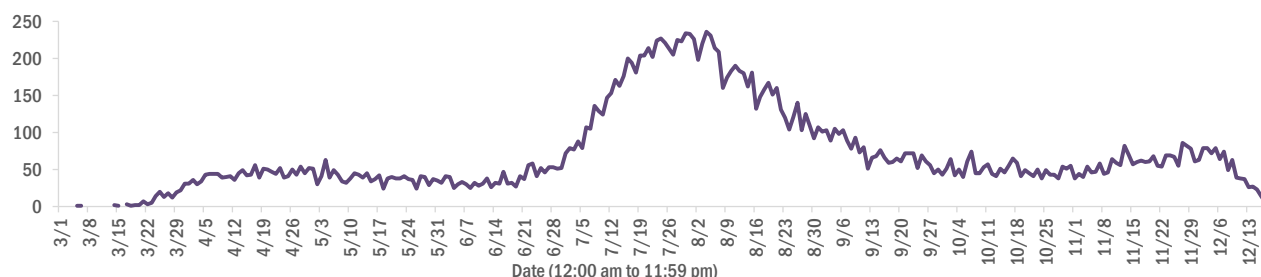
Deaths by date of death for the past 2 weeks



Deaths by age group



Deaths by date of death since March 2020



Age group	Deaths	Cases	Case fatality rate	Mortality rate per 100,000 population
0-4 years	0	20,609	0.0%	0.0
5-14 years	5	59,843	0.0%	0.2
15-24 years	33	184,874	0.0%	1.3
25-34 years	117	210,320	0.1%	4.1
35-44 years	337	182,258	0.2%	12.9
45-54 years	797	179,095	0.4%	28.6
55-64 years	2,231	151,488	1.5%	77.1
65-74 years	4,340	93,337	4.6%	178.8
75-84 years	6,075	52,256	11.6%	432.6
85+ years	6,466	26,774	24.2%	1119.6
Unknown	0	1,099	0.0%	
Total	20,401	1,161,953	1.8%	94.5

Race	Deaths	Cases	Case fatality rate	Mortality rate per 100,000 population
White	14,493	607,286	2.4%	86.8
Black	3,613	157,453	2.3%	98.8
Other	1,623	161,964	1.0%	130.4
Unknown	672	235,250	0.3%	
Total	20,401	1,161,953	1.8%	94.5

Gender	Deaths	Cases	Case fatality rate	Mortality rate per 100,000 population
Female	8,999	600,641	1.5%	81.5
Male	11,400	553,743	2.1%	108.0
Unknown	2	7,569	0.0%	
Total	20,401	1,161,953	1.8%	94.5

Ethnicity	Deaths	Cases	Case fatality rate	Mortality rate per 100,000 population
Hispanic	4,981	362,343	1.4%	87.7
Non-Hispanic	13,968	531,435	2.6%	87.7
Unknown	1,452	268,175	0.5%	
Total	20,401	1,161,953	1.8%	94.5

COVID-19: characteristics of 1,181,483 cases

Data through Dec 17, 2020 verified as of Dec 18, 2020 at 09:25 AM

Data in this report are provisional and subject to change.

Tables below include cases in Florida residents and non-Florida residents.

All 67 Florida counties have cases:

County	FL resident cases		Non-FL resident cases	Total cases	FL resident deaths	FL death rate
Dade	266,789	<div><div></div></div> 23%	2,927	269,716	4,034	1.5%
Broward	124,012	<div><div></div></div> 11%	1,326	125,338	1,763	1.4%
Palm Beach	74,571	<div><div></div></div> 6%	1,001	75,572	1,816	2.4%
Hillsborough	68,150	<div><div></div></div> 6%	589	68,739	1,021	1.5%
Orange	67,080	<div><div></div></div> 6%	497	67,577	703	1.0%
Duval	52,414	<div><div></div></div> 5%	861	53,275	692	1.3%
Pinellas	38,993	<div><div></div></div> 3%	853	39,846	995	2.6%
Lee	35,309	<div><div></div></div> 3%	836	36,145	630	1.8%
Polk	32,602	<div><div></div></div> 3%	207	32,809	745	2.3%
Osceola	22,271	<div><div></div></div> 2%	322	22,593	270	1.2%
Collier	20,136	<div><div></div></div> 2%	493	20,629	315	1.6%
Manatee	19,602	<div><div></div></div> 2%	277	19,879	401	2.0%
Escambia	17,597	<div><div></div></div> 2%	2,165	19,762	341	1.9%
Volusia	19,330	<div><div></div></div> 2%	239	19,569	400	2.1%
Pasco	18,839	<div><div></div></div> 2%	178	19,017	335	1.8%
Brevard	18,547	<div><div></div></div> 2%	182	18,729	494	2.7%
Leon	17,014	<div><div></div></div> 1%	510	17,524	166	1.0%
Sarasota	16,038	<div><div></div></div> 1%	499	16,537	465	2.9%
Seminole	15,990	<div><div></div></div> 1%	107	16,097	302	1.9%
Marion	15,582	<div><div></div></div> 1%	65	15,647	431	2.8%
Alachua	14,439	<div><div></div></div> 1%	146	14,585	112	0.8%
Lake	13,025	<div><div></div></div> 1%	132	13,157	283	2.2%
St. Lucie	12,600	<div><div></div></div> 1%	53	12,653	380	3.0%
Okaloosa	11,142	<div><div></div></div> 1%	118	11,260	202	1.8%
St. Johns	10,856	<div><div></div></div> 1%	169	11,025	108	1.0%
Bay	10,041	<div><div></div></div> 1%	402	10,443	190	1.9%
Clay	9,657	<div><div></div></div> 1%	22	9,679	171	1.8%
Santa Rosa	9,350	<div><div></div></div> 1%	113	9,463	115	1.2%
Martin	7,078	<div><div></div></div> 1%	87	7,165	190	2.7%
Charlotte	6,323	<div><div></div></div> 1%	61	6,384	212	3.4%
Hernando	6,338	<div><div></div></div> 1%	36	6,374	254	4.0%
Citrus	5,842	<div><div></div></div> 1%	35	5,877	218	3.7%
Indian River	5,773	<div><div></div></div> 0%	58	5,831	151	2.6%
Columbia	5,356	<div><div></div></div> 0%	20	5,376	108	2.0%
Highlands	4,454	<div><div></div></div> 0%	40	4,494	188	4.2%

County	FL resident cases		Non-FL resident cases	Total cases	FL resident deaths	FL death rate
Walton	3,990	<div><div></div></div> 0%	400	4,390	41	1.0%
Sumter	4,291	<div><div></div></div> 0%	22	4,313	109	2.5%
Jackson	4,250	<div><div></div></div> 0%	56	4,306	107	2.5%
Nassau	3,691	<div><div></div></div> 0%	289	3,980	64	1.7%
Monroe	3,833	<div><div></div></div> 0%	136	3,969	32	0.8%
Suwannee	3,616	<div><div></div></div> 0%	25	3,641	93	2.6%
Gadsden	3,595	<div><div></div></div> 0%	12	3,607	58	1.6%
Putnam	3,429	<div><div></div></div> 0%	8	3,437	63	1.8%
Flagler	3,184	<div><div></div></div> 0%	31	3,215	46	1.4%
Hendry	2,935	<div><div></div></div> 0%	14	2,949	46	1.6%
Unknown	220	<div><div></div></div> 0%	2,717	2,937	0	0.0%
Desoto	2,695	<div><div></div></div> 0%	12	2,707	50	1.9%
Baker	2,246	<div><div></div></div> 0%	10	2,256	36	1.6%
Okeechobee	2,215	<div><div></div></div> 0%	16	2,231	49	2.2%
Hardee	1,940	<div><div></div></div> 0%	8	1,948	20	1.0%
Wakulla	1,884	<div><div></div></div> 0%	9	1,893	20	1.1%
Taylor	1,806	<div><div></div></div> 0%	4	1,810	24	1.3%
Washington	1,740	<div><div></div></div> 0%	17	1,757	31	1.8%
Bradford	1,685	<div><div></div></div> 0%	6	1,691	22	1.3%
Levy	1,649	<div><div></div></div> 0%	7	1,656	18	1.1%
Madison	1,437	<div><div></div></div> 0%	18	1,455	30	2.1%
Holmes	1,392	<div><div></div></div> 0%	24	1,416	19	1.4%
Lafayette	1,402	<div><div></div></div> 0%	0	1,402	20	1.4%
Union	1,343	<div><div></div></div> 0%	0	1,343	65	4.8%
Gulf	1,171	<div><div></div></div> 0%	15	1,186	25	2.1%
Hamilton	1,094	<div><div></div></div> 0%	11	1,105	12	1.1%
Calhoun	1,056	<div><div></div></div> 0%	2	1,058	26	2.5%
Dixie	1,029	<div><div></div></div> 0%	3	1,032	11	1.1%
Gilchrist	901	<div><div></div></div> 0%	0	901	20	2.2%
Jefferson	855	<div><div></div></div> 0%	17	872	14	1.6%
Franklin	841	<div><div></div></div> 0%	13	854	4	0.5%
Glades	733	<div><div></div></div> 0%	1	734	11	1.5%
Liberty	665	<div><div></div></div> 0%	1	666	14	2.1%
Total	1,161,953		19,530	1,181,483	20,401	1.8%

COVID-19: characteristics of 1,161,953 Florida resident cases

Data through Dec 17, 2020 verified as of Dec 18, 2020 at 09:25 AM

Data in this report are provisional and subject to change.

The table below includes the cities and counties of residence for cases in Florida residents based on the patient's ZIP Code. Note that city is not always received as part of the initial notification and may be missing while the case is being investigated.

City and county	Cases
Miami, Dade	154,725
Orlando, Orange	50,297
Jacksonville, Duval	49,083
Tampa, Hillsborough	40,671
Hialeah, Dade	36,950
Fort Lauderdale, Broward	28,187
Hollywood, Broward	23,944
West Palm Beach, Palm Beach	18,320
Kissimmee, Osceola	17,129
Naples, Collier	16,520
Tallahassee, Leon	16,129
Homestead, Dade	15,645
Saint Petersburg, Pinellas	14,903
Pensacola, Escambia	14,405
Fort Myers, Lee	14,141
Pompano Beach, Broward	13,052
Bradenton, Manatee	12,985
Boca Raton, Palm Beach	12,787
Ocala, Marion	11,890
Gainesville, Alachua	11,865
Lakeland, Polk	11,336
Sarasota, Sarasota	10,165
Lake Worth, Palm Beach	9,379
Cape Coral, Lee	8,686
Port Saint Lucie, St. Lucie	8,210
Miramar, Broward	7,997
Clearwater, Pinellas	7,628
Miami Beach, Dade	7,337
Miami Gardens, Dade	7,107
Boynton Beach, Palm Beach	7,068
Panama City, Bay	6,450
Coral Springs, Broward	6,432
Saint Augustine, St. Johns	5,912
Doral, Dade	5,783
Melbourne, Brevard	5,744
Winter Haven, Polk	5,650
Lehigh Acres, Lee	5,647
Delray Beach, Palm Beach	5,467
Davie, Broward	5,148
Lake City, Columbia	4,959
Milton, Santa Rosa	4,777
Riverview, Hillsborough	4,769
Sunrise, Broward	4,710
Coral Gables, Dade	4,687
Vero Beach, Indian River	4,437
Fort Pierce, St. Lucie	4,313
Saint Cloud, Osceola	4,309
Daytona Beach, Volusia	4,242
Largo, Pinellas	4,188
New Port Richey, Pasco	4,117
Palm Bay, Brevard	4,084
Plantation, Broward	4,013
Orange Park, Clay	4,000
Brandon, Hillsborough	3,968
Apopka, Orange	3,917
North Miami Beach, Dade	3,895
Plant City, Hillsborough	3,814
Weston, Broward	3,760

COVID-19: characteristics of 1,161,953 Florida resident cases

Data through Dec 17, 2020 verified as of Dec 18, 2020 at 09:25 AM

Data in this report are provisional and subject to change.

The table below includes the cities and counties of residence for cases in Florida residents based on the patient's ZIP Code. Note that city is not always received as part of the initial notification and may be missing while the case is being investigated.

City and county	Cases
Spring Hill, Hernando	3,670
Deerfield Beach, Broward	3,658
Jupiter, Palm Beach	3,596
Miami Lakes, Dade	3,530
Sanford, Seminole	3,496
Clermont, Lake	3,487
Stuart, Martin	3,423
Fort Walton Beach, Okaloosa	3,314
Deltona, Volusia	3,279
Port Charlotte, Charlotte	3,221
Tamarac, Broward	3,178
Davenport, Polk	3,158
Winter Garden, Orange	3,061
Live Oak, Suwannee	2,934
Opa Locka, Dade	2,922
Crestview, Okaloosa	2,876
Palm Beach Gardens, Palm Beach	2,832
Palmetto, Manatee	2,826
Deland, Volusia	2,791
Wesley Chapel, Pasco	2,777
Land O Lakes, Pasco	2,771
Coconut Creek, Broward	2,757
Cutler Ridge, Dade	2,734
Margate, Broward	2,709
Immokalee, Collier	2,693
Winter Park, Orange	2,665
Palm Coast, Flagler	2,639
Oviedo, Seminole	2,630
Arcadia, Desoto	2,627
Palm Harbor, Pinellas	2,554
Wellington, Palm Beach	2,540
Hallandale, Broward	2,452
Altamonte Springs, Seminole	2,446
Venice, Sarasota	2,380
Sebring, Highlands	2,331
Haines City, Polk	2,323
Brooksville, Hernando	2,318
North Port, Sarasota	2,280
Lutz, Hillsborough	2,274
Punta Gorda, Charlotte	2,268
Middleburg, Clay	2,268
Okeechobee, Okeechobee	2,207
Bonita Springs, Lee	2,202
Ocoee, Orange	2,181
Pembroke Pines, Broward	2,152
Key West, Monroe	2,142
Lake Worth Beach, Palm Beach	2,116
Valrico, Hillsborough	2,092
Leesburg, Lake	2,086
Seminole, Pinellas	2,075
North Lauderdale, Broward	2,041
North Miami, Dade	2,028
Zephyrhills, Pasco	2,021
Port Orange, Volusia	2,007
Ruskin, Hillsborough	1,936
Pinellas Park, Pinellas	1,934
Saint Johns, St. Johns	1,906
Longwood, Seminole	1,844
Quincy, Gadsden	1,834

COVID-19: characteristics of 1,161,953 Florida resident cases

Data through Dec 17, 2020 verified as of Dec 18, 2020 at 09:25 AM

Data in this report are provisional and subject to change.

The table below includes the cities and counties of residence for cases in Florida residents based on the patient's ZIP Code. Note that city is not always received as part of the initial notification and may be missing while the case is being investigated.

City and county	Cases
Windermere, Orange	1,827
Jacksonville Beach, Duval	1,826
Ormond Beach, Volusia	1,817
Navarre, Santa Rosa	1,775
Oakland Park, Broward	1,725
Niceville, Okaloosa	1,725
Crawfordville, Wakulla	1,714
Dade City, Pasco	1,705
Perry, Taylor	1,694
Casselberry, Seminole	1,677
Cocoa, Brevard	1,656
The Villages, Sumter	1,649
Cantonment, Escambia	1,637
Gulf Breeze, Santa Rosa	1,623
Clewiston, Hendry	1,618
Bartow, Polk	1,611
Green Cove Springs, Clay	1,610
Marianna, Jackson	1,607
Palatka, Putnam	1,596
Hudson, Pasco	1,571
Kissimmee, Polk	1,536
Royal Palm Beach, Palm Beach	1,536
North Fort Myers, Lee	1,513
Panama City Beach, Bay	1,484
Port Richey, Pasco	1,471
Lake Mary, Seminole	1,448
Inverness, Citrus	1,444
Auburndale, Polk	1,440
Defuniak Springs, Walton	1,440
Tarpon Springs, Pinellas	1,409
Ponte Vedra Beach, St. Johns	1,408
Lynn Haven, Bay	1,400
Aventura, Dade	1,393
Crossings, Dade	1,391
Coconut Grove, Dade	1,388
Wimauma, Hillsborough	1,385
Mayo, Lafayette	1,384
Chipley, Washington	1,380
Fernandina Beach, Nassau	1,376
Missing, Dade	1,350
Titusville, Brevard	1,344
Carol City, Dade	1,326
Starke, Bradford	1,325
Lake Wales, Polk	1,310
Santa Rosa Beach, Walton	1,305
Winter Springs, Seminole	1,303
New Smyrna Beach, Volusia	1,294
Belle Glade, Palm Beach	1,291
Merritt Island, Brevard	1,262
Cooper City, Broward	1,249
Esterro, Lee	1,239
Labelle, Hendry	1,225
Loxahatchee, Palm Beach	1,210
Fleming Island, Clay	1,209
Sarasota, Manatee	1,191
Dunedin, Pinellas	1,188
Parkland, Broward	1,184
Key Biscayne, Dade	1,180
Destin, Okaloosa	1,177

COVID-19: characteristics of 1,161,953 Florida resident cases

Data through Dec 17, 2020 verified as of Dec 18, 2020 at 09:25 AM

Data in this report are provisional and subject to change.

The table below includes the cities and counties of residence for cases in Florida residents based on the patient's ZIP Code. Note that city is not always received as part of the initial notification and may be missing while the case is being investigated.

City and county	Cases
Avon Park, Highlands	1,169
Holiday, Pasco	1,130
Palm City, Martin	1,125
Parrish, Manatee	1,122
Biscayne Park, Dade	1,122
Wauchula, Hardee	1,121
Mulberry, Polk	1,095
Eustis, Lake	1,077
Seffner, Hillsborough	1,055
Indiantown, Martin	1,048
Rockledge, Brevard	1,043
Tavares, Lake	1,038
Riviera Beach, Palm Beach	1,033
Bonifay, Holmes	1,032
Mount Dora, Lake	1,030
Odessa, Hillsborough	1,025
Madison, Madison	1,001
Graceville, Jackson	993
Lake Butler, Union	991
Century, Escambia	988
Maccleenny, Baker	984
Florida City, Dade	969
Crystal River, Citrus	947
Orange City, Volusia	917
Groveland, Lake	915
El Portal, Dade	912
Maitland, Orange	884
Lake Placid, Highlands	882
Dania, Broward	876
Everglades National Park, Dade	871
Homosassa, Citrus	847
Lithia, Hillsborough	841
Summerfield, Marion	832
Dover, Hillsborough	830
Gibsonton, Hillsborough	828
Yulee, Nassau	824
Pinecrest, Dade	817
Atlantic Beach, Duval	805
Sanderson, Baker	800
Hobe Sound, Martin	788
Monticello, Jefferson	788
Ponte Vedra, St. Johns	776
Callahan, Nassau	769
Jasper, Hamilton	759
Pace, Santa Rosa	740
Palm Springs, Palm Beach	731
Coleman, Sumter	728
Oldsmar, Pinellas	726
Sebastian, Indian River	724
Blountstown, Calhoun	719
Lantana, Palm Beach	712
Apollo Beach, Hillsborough	707
Uleta, Dade	705
Olympia Heights, Dade	704
Alachua, Alachua	703
Sun City Center, Hillsborough	702
Lecanto, Citrus	699
Lady Lake, Lake	698
Moore Haven, Glades	691

COVID-19: characteristics of 1,161,953 Florida resident cases

Data through Dec 17, 2020 verified as of Dec 18, 2020 at 09:25 AM

Data in this report are provisional and subject to change.

The table below includes the cities and counties of residence for cases in Florida residents based on the patient's ZIP Code. Note that city is not always received as part of the initial notification and may be missing while the case is being investigated.

City and county	Cases
South Miami, Dade	690
North Palm Beach, Palm Beach	679
Debary, Volusia	676
Coral, Dade	676
Havana, Gadsden	675
Wewahitchka, Gulf	662
Edgewater, Volusia	654
Palmetto Bay, Dade	654
Dunnellon, Marion	648
Newberry, Alachua	640
Trenton, Gilchrist	633
Bellevue, Marion	623
Ellenton, Manatee	611
Wildwood, Sumter	602
Frostproof, Polk	602
Fisher Island, Dade	593
Chattahoochee, Gadsden	593
Cross City, Dixie	589
Jensen Beach, Martin	588
South Bay, Palm Beach	585
Williston, Levy	584
Lauderhill, Broward	581
Satellite Beach, Brevard	577
Freeport, Walton	574
Pahokee, Palm Beach	566
Wilton Manors, Broward	560
Fellsmere, Indian River	560
Safety Harbor, Pinellas	558
Beverly Hills, Citrus	558
Bristol, Liberty	552
Nokomis, Sarasota	540
Lauderdale Lakes, Broward	539
Hilliard, Nassau	535
Mary Esther, Okaloosa	533
Key Largo, Monroe	530
Polk City, Polk	530
Hernando, Citrus	520
Shalimar, Okaloosa	511
Keystone Heights, Clay	510
Crescent City, Putnam	509
Marco Island, Collier	499
Bushnell, Sumter	496
Port Saint Joe, Gulf	495
Dunnellon, Citrus	495
Bowling Green, Hardee	492
Medley, Dade	471
Glen Saint Mary, Baker	459
Fort Meade, Polk	457
Englewood, Charlotte	456
Carrabelle, Franklin	445
Chiefland, Levy	434
Miramar Beach, Walton	431
Sweetwater, Dade	429
Marathon, Monroe	424
Southwest Ranches, Broward	424
Indialantic, Brevard	417
Old Town, Dixie	408
Thonotosassa, Hillsborough	407
Sneads, Jackson	399

COVID-19: characteristics of 1,161,953 Florida resident cases

Data through Dec 17, 2020 verified as of Dec 18, 2020 at 09:25 AM

Data in this report are provisional and subject to change.

The table below includes the cities and counties of residence for cases in Florida residents based on the patient's ZIP Code. Note that city is not always received as part of the initial notification and may be missing while the case is being investigated.

City and county	Cases
Cocoa Beach, Brevard	396
Spring Hill, Pasco	388
Neptune Beach, Duval	381
Jacksonville, St. Johns	379
Bronson, Levy	377
Lake Alfred, Polk	376
Englewood, Sarasota	376
Florida State University, Leon	374
Fort Myers Beach, Lee	371
Centerville, Leon	368
High Springs, Alachua	363
Interlachen, Putnam	359
Minneola, Lake	355
Fort White, Columbia	354
Sorrento, Lake	352
Trinity, Pasco	351
Belle Isle, Orange	351
Baker, Okaloosa	340
Fruitland Park, Lake	339
West Melbourne, Brevard	331
Cottdale, Jackson	328
Clearwater Beach, Pinellas	328
Raiford, Union	322
Palm Beach, Palm Beach	313
Oakland, Orange	308
Mascotte, Lake	305
Zolfo Springs, Hardee	297
Malone, Jackson	290
Umatilla, Lake	288
Bunnell, Flagler	286
Gulfport, Pinellas	285
Midway, Gadsden	276
Weeki Wachee, Hernando	274
Lehigh, Lee	273
Citra, Marion	273
Rotunda West, Charlotte	271
Silver Springs, Marion	270
Myakka City, Manatee	267
Youngstown, Bay	258
Hawthorne, Alachua	257
Haverhill, Palm Beach	254
Molino, Escambia	253
South Daytona, Volusia	251
Bell, Gilchrist	249
Tavernier, Monroe	248
Pierson, Volusia	246
Jay, Santa Rosa	241
Winter Park, Seminole	241
De Leon Springs, Volusia	240
Branford, Suwannee	240
Oxford, Sumter	237
Flagler Beach, Flagler	235
Melbourne Beach, Brevard	231
Orlando, Osceola	229
Altha, Calhoun	227
Cape Canaveral, Brevard	227
Alva, Lee	226
Ocklawaha, Marion	223
Celebration, Osceola	222

COVID-19: characteristics of 1,161,953 Florida resident cases

Data through Dec 17, 2020 verified as of Dec 18, 2020 at 09:25 AM

Data in this report are provisional and subject to change.

The table below includes the cities and counties of residence for cases in Florida residents based on the patient's ZIP Code. Note that city is not always received as part of the initial notification and may be missing while the case is being investigated.

City and county	Cases
Indian Harbour Beach, Brevard	221
Lawtey, Bradford	219
Lake Park, Palm Beach	218
Surfside, Dade	217
Apalachicola, Franklin	214
Mims, Brevard	212
Osprey, Sarasota	212
Greenville, Madison	211
Holly Hill, Volusia	210
Archer, Alachua	208
Grand Ridge, Jackson	208
East Palatka, Putnam	207
Jennings, Hamilton	206
Ave Maria, Collier	204
Dundee, Polk	202
Eagle Lake, Polk	197
Tequesta, Palm Beach	196
Greenwood, Jackson	192
Orlando, Seminole	192
Vernon, Washington	190
Bay Harbor Islands, Dade	188
Kenneth City, Pinellas	186
Hastings, St. Johns	186
Chuluota, Seminole	186
Edgewood, Orange	185
Montverde, Lake	182
Bal Harbour, Dade	181
Floral City, Citrus	181
Gotha, Orange	179
Melrose, Putnam	178
O Brien, Suwannee	178
Westville, Holmes	177
Webster, Sumter	172
Missing, Orange	168
Eastpoint, Franklin	168
Satsuma, Putnam	167
West Miami, Dade	166
Gretna, Gadsden	164
South Pasadena, Pinellas	159
Elkton, St. Johns	158
San Antonio, Pasco	158
Orlando, Dade	157
Lee, Madison	155
Indian Rocks Beach, Pinellas	154
Valparaiso, Okaloosa	153
Malabar, Brevard	151
Ponce De Leon, Holmes	148
Grand Island, Lake	148
Missing, Lee	146
Southport, Bay	146
Eglin Air Force Base, Okaloosa	145
Laurel Hill, Okaloosa	144
Bryceville, Nassau	142
Missing, Santa Rosa	141
Lake Panasoffkee, Sumter	140
Clair-Mel City, Hillsborough	137
Apopka, Seminole	137
Reddick, Marion	136
Azalea Park, Orange	136

COVID-19: characteristics of 1,161,953 Florida resident cases

Data through Dec 17, 2020 verified as of Dec 18, 2020 at 09:25 AM

Data in this report are provisional and subject to change.

The table below includes the cities and counties of residence for cases in Florida residents based on the patient's ZIP Code. Note that city is not always received as part of the initial notification and may be missing while the case is being investigated.

City and county	Cases
University Of Miami, Dade	132
Orlando, Polk	132
Wellborn, Suwannee	131
Fort McCoy, Marion	131
Alafaya, Orange	130
Inlet Beach, Walton	130
White Springs, Hamilton	128
Sebastian, Brevard	127
Geneva, Seminole	127
Belleair, Pinellas	126
Missing, Volusia	125
Lakewood Ranch, Manatee	124
Hiawassee, Orange	124
Alford, Jackson	123
Missing, Brevard	121
Sanibel, Lee	121
Summerland Key, Monroe	120
Mcdavid, Escambia	119
Morriston, Levy	118
Fountain, Bay	115
Orlando, Broward	115
Anthony, Marion	114
Juno Beach, Palm Beach	113
Holmes Beach, Manatee	112
Hallandale Beach, Broward	112
Weirsdale, Marion	108
Greenacres, Palm Beach	108
Mcalpin, Suwannee	107
Kindred, Osceola	106
Matlacha, Lee	106
Zellwood, Orange	104
Missing, Palm Beach	103
Lockhart, Orange	103
Islamorada, Monroe	103
Longboat Key, Manatee	103
Orlando, Volusia	102
Howey-In-The-Hills, Lake	102
Bay Lake, Orange	102
Orlando, Hillsborough	101
Micanopy, Alachua	100
Saint James City, Lee	100
Madeira Beach, Pinellas	100
Missing, Marion	99
Hosford, Liberty	99
Center Hill, Sumter	97
South Fort Myers, Lee	97
Poinciana, Polk	96
Babson Park, Polk	96
Astatula, Lake	95
Pomona Park, Putnam	95
Fern Park, Seminole	94
Caryville, Washington	93
Lauderdale By The Sea, Broward	92
Bokeelia, Lee	91
Odessa, Pasco	91
Carrollwood, Hillsborough	90
Viera, Brevard	87
University Of Fl, Alachua	86
Steinhatchee, Taylor	86

COVID-19: characteristics of 1,161,953 Florida resident cases

Data through Dec 17, 2020 verified as of Dec 18, 2020 at 09:25 AM

Data in this report are provisional and subject to change.

The table below includes the cities and counties of residence for cases in Florida residents based on the patient's ZIP Code. Note that city is not always received as part of the initial notification and may be missing while the case is being investigated.

City and county	Cases
Holt, Okaloosa	86
Cloud Lake, Palm Beach	85
Atlantis, Palm Beach	85
Sopchoppy, Wakulla	83
Mangonia Park, Palm Beach	83
Lake Helen, Volusia	82
Grant-Valkaria, Brevard	81
Big Pine Key, Monroe	80
Temple Terrace, Hillsborough	80
Oak Hill, Volusia	79
Seville, Volusia	76
Sumterville, Sumter	76
The Villages, Lake	75
F M, Lee	73
Hypoluxo, Palm Beach	73
Missing, Collier	73
Maitland, Seminole	73
Osteen, Volusia	73
Missing, Duval	73
Orlando, Palm Beach	72
Lady Lake, Sumter	71
Orlando, Lake	71
Avon Park, Polk	70
Citrus Springs, Citrus	70
Altoona, Lake	70
Cutler Bay, Dade	70
Placida, Charlotte	69
Clarksville, Calhoun	68
Golden Beach, Dade	66
Panacea, Wakulla	66
Lake Hamilton, Polk	66
Hollister, Putnam	66
Buena Ventura Lakes, Osceola	66
University Of Central Florida, Orange	64
Missing, Pinellas	64
Lutz, Pasco	64
Belleair Beach, Pinellas	64
Waldo, Alachua	63
Air Mail Facility, Dade	62
Brooker, Bradford	62
Missing, St. Johns	62
Dinsmore, Duval	62
San Mateo, Putnam	61
Missing, Broward	61
Stock Island, Monroe	61
University Of South Florida, Hillsborough	60
Lamont, Jefferson	60
Kendall, Dade	59
Hurlburt Field, Okaloosa	59
The Villages, Marion	59
Christmas, Orange	59
Baldwin, Duval	59
Palma Ceia, Hillsborough	58
Paisley, Lake	57
Astor, Lake	57
Missing, Pasco	57
Eatonville, Orange	57
Callaway, Bay	57
Ochopee, Collier	57

COVID-19: characteristics of 1,161,953 Florida resident cases

Data through Dec 17, 2020 verified as of Dec 18, 2020 at 09:25 AM

Data in this report are provisional and subject to change.

The table below includes the cities and counties of residence for cases in Florida residents based on the patient's ZIP Code. Note that city is not always received as part of the initial notification and may be missing while the case is being investigated.

City and county	Cases
Bonita Beach, Lee	57
Ponce Inlet, Volusia	56
Inglis, Levy	56
Bascom, Jackson	56
Crystal Beach, Pinellas	54
Bradenton Beach, Manatee	54
Rocky Point, Hillsborough	54
Barefoot Bay, Brevard	54
Lighthouse Point, Broward	53
Hampton, Bradford	53
Missing, Escambia	53
Pinetta, Madison	52
Tierra Verde, Pinellas	52
Harmony, Osceola	51
Greensboro, Gadsden	50
Welaka, Putnam	49
Canal Point, Palm Beach	48
Orlando, Brevard	48
Princeton, Dade	47
Ocean Ridge, Palm Beach	46
Lorida, Highlands	45
Florahome, Putnam	45
Patrick Air Force Base, Brevard	44
Fort Denaud, Hendry	44
Sunny Isles Beach, Dade	43
Georgetown, Putnam	43
Florida Gulf Coast Univ, Lee	43
Saint Pete Beach, Pinellas	42
Fruit Cove, St. Johns	42
Felda, Hendry	41
Orlando, Pinellas	41
Tyndall Air Force Base, Bay	41
Campbellton, Jackson	41
West Park, Broward	41
University Of Tampa, Hillsborough	40
Walnut Hill, Escambia	39
Destin, Walton	39
Manalapan, Palm Beach	38
Sewalls Point, Martin	38
Palm Beach Shores, Palm Beach	38
Boca Grande, Lee	37
Yalaha, Lake	37
North Venice, Sarasota	36
North Redington Beach, Pinellas	36
Orlando, Leon	35
Village Of Wellington, Palm Beach	34
Cinco Bayou, Okaloosa	34
Treasure Island, Pinellas	34
Missing, Hernando	34
Flemington, Marion	34
Anna Maria, Manatee	33
Reunion, Osceola	33
Missing, Citrus	33
Cedar Key, Levy	33
Ebro, Washington	32
Missing, Hillsborough	31
Kathleen, Polk	31
Barry University, Dade	31
Saint Leo, Pasco	31

COVID-19: characteristics of 1,161,953 Florida resident cases

Data through Dec 17, 2020 verified as of Dec 18, 2020 at 09:25 AM

Data in this report are provisional and subject to change.

The table below includes the cities and counties of residence for cases in Florida residents based on the patient's ZIP Code. Note that city is not always received as part of the initial notification and may be missing while the case is being investigated.

City and county	Cases
Heathrow, Seminole	31
Dania Beach, Broward	31
Lake Suzy, Desoto	30
Bellview, Escambia	30
Cudjoe Key, Monroe	30
Singer Island, Palm Beach	30
Highland Beach, Palm Beach	29
Eaton Park, Polk	29
Aloma, Orange	29
Naranja, Dade	28
Intercession City, Osceola	28
Miami, Unknown	27
Micco, Brevard	27
Kenansville, Osceola	27
Terra Ceia, Manatee	27
Ona, Hardee	27
Missing, Nassau	26
Missing, Seminole	26
Northdale, Hillsborough	26
Miami Springs, Dade	26
Florida State, Leon	26
Bay Pines, Pinellas	26
South Miami Heights, Dade	25
Winter Garden, Lake	25
Missing, Clay	25
Waverly, Polk	25
Kinard, Calhoun	25
Jupiter, Martin	25
Palm Shores, Brevard	25
Univ Of FI Student Dorms, Alachua	25
Enterprise, Volusia	25
Gulf Breeze, Escambia	25
Salt Springs, Marion	25
Orlando, Pasco	24
Labelle, Glades	24
Okahumpka, Lake	24
Missing, Lake	23
South Palm Beach, Palm Beach	23
Miromar Lakes, Lee	23
Orlando, Duval	23
Highland City, Polk	22
Santa Fe, Alachua	22
Nocatee, Desoto	22
University Of Central FI, Orange	22
Town N Country, Hillsborough	22
Bonita Springs, Collier	22
Hialeah Gardens, Dade	22
Florida Dept Of Corrections, Union	22
Bagdad, Santa Rosa	22
North Bay Village, Dade	21
Florida A And M University, Leon	21
Penney Farms, Clay	21
Pensacola Beach, Santa Rosa	21
Miami Shores, Dade	21
Missing, Manatee	21
Tioga, Alachua	21
Fort Lauderdale, Dade	20
Missing, Martin	20
Orlando, Marion	20

COVID-19: characteristics of 1,161,953 Florida resident cases

Data through Dec 17, 2020 verified as of Dec 18, 2020 at 09:25 AM

Data in this report are provisional and subject to change.

The table below includes the cities and counties of residence for cases in Florida residents based on the patient's ZIP Code. Note that city is not always received as part of the initial notification and may be missing while the case is being investigated.

City and county	Cases
La Crosse, Alachua	19
Ponte Vedra, Duval	19
Tice, Lee	19
Balm, Hillsborough	19
Pasadena, Pinellas	19
Key Colony Beach, Monroe	19
Missing, Sumter	19
Homosassa Springs, Citrus	18
Bayonet Point, Pasco	18
Lulu, Columbia	18
Stetson University, Volusia	18
Babcock Ranch, Lee	18
University Of Central Florida, Broward	18
Mexico Beach, Bay	18
Missing, Okaloosa	18
Hawthorne, Putnam	18
Florida International Univ, Dade	18
Tangerine, Orange	18
Orlando, Alachua	17
Sydney, Hillsborough	17
Green Acres, Palm Beach	17
Chokoloskee, Collier	17
Bonifay, Washington	17
Apopka, Lake	17
City Of Sunrise, Broward	17
Goulds, Dade	17
Sun City, Hillsborough	17
Perdido Key, Escambia	16
Lacoochee, Pasco	16
City Of Westlake, Palm Beach	16
Missing, Polk	16
West Panama City Beach, Bay	16
Hallandale Beach, Broward	16
Missing, Indian River	15
Mango, Hillsborough	15
Maitland, Volusia	15
Florence Villa, Polk	15
Siesta Key, Sarasota	15
Palmdale, Glades	15
Missing, St. Lucie	15
Horseshoe Beach, Dixie	15
Branford, Lafayette	15
Dowling Park, Suwannee	15
New Smyrna, Volusia	15
Village Of Palmetto Bay, Dade	15
Venus, Highlands	14
Sugarloaf Key, Monroe	14
Goodland, Collier	14
Orlando, Manatee	14
Ocoee, Lake	14
Saint Marks, Wakulla	14
University Of Central Fl, Hillsborough	14
Indian Lake Estates, Polk	14
Poinciana, Osceola	14
Winter Park, Polk	14
Paxton, Walton	14
Yankeetown, Levy	14
Little Torch Key, Monroe	14
Cortez, Manatee	14

COVID-19: characteristics of 1,161,953 Florida resident cases

Data through Dec 17, 2020 verified as of Dec 18, 2020 at 09:25 AM

Data in this report are provisional and subject to change.

The table below includes the cities and counties of residence for cases in Florida residents based on the patient's ZIP Code. Note that city is not always received as part of the initial notification and may be missing while the case is being investigated.

City and county	Cases
Candler, Marion	14
Orlando, Flagler	13
Loughman, Polk	13
Maitland, Polk	13
Champions Gate, Polk	13
Long Key, Monroe	13
Crystal Springs, Pasco	13
Orlando, Lee	13
Orange Lake, Marion	13
Village Wellington, Palm Beach	13
Mcintosh, Marion	13
Miami, Broward	12
Maitland, Osceola	12
Earleton, Alachua	12
Tallevast, Manatee	12
White Springs, Columbia	12
Duette, Manatee	12
Homeland, Polk	12
Wawahitchka, Calhoun	12
Caryville, Holmes	12
Bostwick, Putnam	12
Parker, Bay	12
Pembroke Park, Broward	12
Bradley, Polk	12
Ridge Manor, Pasco	12
Zellwood, Lake	12
Jensen Beach, St. Lucie	11
Hollywood, Dade	11
Graceville, Holmes	11
Fort Ogden, Desoto	11
Unknown, Dade	11
Plymouth, Orange	11
Sparr, Marion	11
Wabasso, Indian River	11
Saint Johns, Duval	11
Hernando Beach, Hernando	11
Eloise, Polk	11
Westchase, Hillsborough	11
Mount Dora, Orange	11
Florida International University, Dade	10
Wahneta, Polk	10
Passport, Unknown	10
Holder, Citrus	10
Greenville, Taylor	10
Gulf Stream, Palm Beach	10
Apopka, Volusia	10
Gulf Hammock, Levy	10
Bonaventure, Broward	10
Rosemary Beach, Walton	10
Bayshore Gardens, Manatee	10
Saint George Island, Franklin	10
Telogia, Liberty	10
Lake City, Suwannee	10
Jacksonville, Unknown	10
Buckingham, Lee	10
Laud-By-The-Sea, Broward	9
University Park, Manatee	9
Long Boat Key, Manatee	9
Palma Sola, Manatee	9

COVID-19: characteristics of 1,161,953 Florida resident cases

Data through Dec 17, 2020 verified as of Dec 18, 2020 at 09:25 AM

Data in this report are provisional and subject to change.

The table below includes the cities and counties of residence for cases in Florida residents based on the patient's ZIP Code. Note that city is not always received as part of the initial notification and may be missing while the case is being investigated.

City and county	Cases
Wausau, Washington	9
Woodville, Leon	9
Cottdondale, Washington	9
Everglades City, Collier	9
Lealman, Pinellas	9
Trilby, Pasco	9
Orlando, Okaloosa	9
Lamont, Madison	9
Steinhatchee, Dixie	9
Gonzalez, Escambia	9
Graham, Bradford	9
Union Park, Orange	9
Durant, Hillsborough	9
Orlando, Escambia	9
Leisure City, Dade	9
Laurel Hill, Walton	9
Perrine, Dade	8
Webster, Hernando	8
Orlando, St. Lucie	8
Fanning Springs, Gilchrist	8
Indian River Shores, Indian River	8
Mexico Beach, Gulf	8
Shady Hills, Pasco	8
Rubonia, Manatee	8
Florida State Univ Admin, Leon	8
Maitland, Hillsborough	8
Hialeah, Unknown	8
Westlake, Palm Beach	8
Murdock, Charlotte	8
Trenton, Levy	8
Lowell, Marion	8
Ferndale, Lake	8
Archer, Levy	8
Golden Oak, Orange	8
Pine Hills, Orange	8
Watersound, Walton	7
Brooksville, Pasco	7
Lake Como, Putnam	7
Saint Lucie West, St. Lucie	7
Ramrod Key, Monroe	7
Orlando, Sarasota	7
Maitland, Lake	7
Alturas, Polk	7
Jerome, Collier	7
Forest City, Seminole	7
Pine Castle, Orange	7
Nichols, Polk	7
Evinston, Alachua	7
N/A, Unknown	7
West Delray Beach, Palm Beach	7
University Of Central Fl, Martin	7
Dade City, Hernando	7
Lake Butler, Bradford	6
Mayport Naval Station, Duval	6
Port Saint John, Brevard	6
Orlando, Hernando	6
Orlando, St. Johns	6
Suwannee, Dixie	6
Virginia Gardens, Dade	6

COVID-19: characteristics of 1,161,953 Florida resident cases

Data through Dec 17, 2020 verified as of Dec 18, 2020 at 09:25 AM

Data in this report are provisional and subject to change.

The table below includes the cities and counties of residence for cases in Florida residents based on the patient's ZIP Code. Note that city is not always received as part of the initial notification and may be missing while the case is being investigated.

City and county	Cases
Mount Plymouth, Lake	6
Hillsboro Beach, Broward	6
Ozona, Pinellas	6
Hutchinson Island, St. Lucie	6
Nalcrest, Polk	6
Orchid, Indian River	6
Maxville, Duval	6
Missing, Holmes	6
Morrison, Marion	6
Indian Creek Village, Dade	6
Lakeshore, Polk	6
Lakewood Ranch, Sarasota	6
Fort Charlotte, Charlotte	6
Ponce De Leon, Walton	6
Forest City, Orange	6
Missing, Columbia	6
Palm City, St. Lucie	6
Lake Monroe, Seminole	6
Ocoee, Osceola	6
Belleair Bluffs, Pinellas	6
Switzerland, St. Johns	6
Orlando, Charlotte	5
Winter Garden, Seminole	5
Pine Ridge, Citrus	5
White City, Gulf	5
Missing, Leon	5
Beverly Beach, Flagler	5
Choctaw Beach, Okaloosa	5
Niceville, Walton	5
Pass, Unknown	5
Quail Heights, Dade	5
River Ranch, Polk	5
Stuart, St. Lucie	5
Winter Park, Broward	5
Orlando, Highlands	5
Apopka, Broward	5
Redington Beach, Pinellas	5
Redington Shores, Pinellas	5
Westchester, Dade	5
East Lake, Marion	5
Deer Island, Lake	5
Ebro, Bay	5
Innovation, Pasco	5
Longboat Key, Sarasota	5
Duck Key, Monroe	5
PsI, Unknown	5
High Springs, Gilchrist	5
Ybor City, Hillsborough	5
Missing, Unknown	5
Missing, Putnam	5
Braden River, Manatee	5
Windermere, Alachua	5
Orlando, Collier	5
Roseland, Indian River	5
Winter Garden, Osceola	5
Missing, Monroe	5
Missing, Bay	5
Citrus Hills, Citrus	5
Basinger, Okeechobee	5

COVID-19: characteristics of 1,161,953 Florida resident cases

Data through Dec 17, 2020 verified as of Dec 18, 2020 at 09:25 AM

Data in this report are provisional and subject to change.

The table below includes the cities and counties of residence for cases in Florida residents based on the patient's ZIP Code. Note that city is not always received as part of the initial notification and may be missing while the case is being investigated.

City and county	Cases
Eatonville, Polk	5
Briny Breezes, Palm Beach	4
Missing, Alachua	4
Williston, Marion	4
Saint Augustine, Duval	4
Orlando, Citrus	4
Seacrest, Walton	4
Wakulla Springs, Wakulla	4
Alafaya, Broward	4
Elfers, Pasco	4
Fernandina, Nassau	4
International Service Center, Dade	4
Pensacola Beach, Escambia	4
Pensacola, Unknown	4
Miccosukee, Leon	4
Ft Pierce, St. Lucie	4
Cypress, Jackson	4
Fort Lauderdale, Palm Beach	4
Miami Gardens, Unknown	4
Kingsley Lake, Bradford	4
Naples, Lee	4
Okeechobee, Osceola	4
Grove City, Charlotte	4
Daytona Beach Shores, Volusia	4
Barberville, Volusia	4
Orlando, Bay	4
Davenport, Osceola	4
Glen Ridge, Palm Beach	4
Goldenrod, Seminole	4
Missing, Sarasota	4
Sea Ranch Lakes, Broward	4
West Bradenton, Manatee	4
Windermere, Leon	4
University Of Central Florida, Brevard	4
Valkaria, Brevard	4
Putnam Hall, Putnam	4
Orlando, Columbia	4
Loxahatchee Groves, Palm Beach	4
Indian Shores, Pinellas	4
Live Oak, Madison	4
Fairfield, Marion	4
Aripeka, Pasco	4
Milton, Escambia	4
Maitland, Leon	4
Mayport, Duval	4
Grandin, Putnam	4
Inlet Beach, Bay	4
Kissimmee, Orange	4
Orlando, Santa Rosa	4
Shady Grove, Taylor	4
Sunny Hills, Washington	3
Tampa, Pinellas	3
Winter Park, Alachua	3
Winter Park, Leon	3
Winter Park, Osceola	3
Worthington Springs, Union	3
Orlando, Union	3
Johns Pass Village, Pinellas	3
Jacksonville, Clay	3

COVID-19: characteristics of 1,161,953 Florida resident cases

Data through Dec 17, 2020 verified as of Dec 18, 2020 at 09:25 AM

Data in this report are provisional and subject to change.

The table below includes the cities and counties of residence for cases in Florida residents based on the patient's ZIP Code. Note that city is not always received as part of the initial notification and may be missing while the case is being investigated.

City and county	Cases
Apopka, Dade	3
Hallandale Beach, Unknown	3
Blountstown, Liberty	3
Captiva, Lee	3
Deerfield Beach, Palm Beach	3
Miami Gardens, Broward	3
Lynbrook, Broward	3
Orlando, Indian River	3
Orlando, Martin	3
Saint Augustine Beach, St. Johns	3
Village Of Golf, Palm Beach	3
Windermere, Seminole	3
Pp, Unknown	3
University Of Central Florida, Palm Beach	3
University Of Central Florida, Pinellas	3
Wildlight, Nassau	3
Winter Park, Lake	3
Missing, Taylor	3
Missing, Hendry	3
Missing, Highlands	3
Ocoee, Broward	3
Labelle, Lee	3
Apopka, Osceola	3
Brewton, Escambia	3
Port Salerno, Martin	3
Winter Garden, Polk	3
Eglin, Okaloosa	3
Maitland, Pasco	3
Margate, Unknown	3
Melrose, Bradford	3
North Fort Myers, Charlotte	3
Missing, Osceola	3
Orlando, Jackson	3
Kissimmee, Unknown	3
Jacksonville Naval Air Station, Duval	3
Chicago, Lee	3
Clewiston, Palm Beach	3
Conch Key, Monroe	3
Branford, Gilchrist	3
Bayou George, Bay	3
San Carlos Park, Lee	3
Clarcona, Orange	3
Lloyd, Jefferson	3
Los Angeles, Dade	3
Orlando, Nassau	3
Lamont, Taylor	3
Keystone Heights, Bradford	3
Winter Garden, Leon	3
Sugarloaf, Monroe	3
Westville, Walton	3
Indian Rock Beach, Pinellas	3
Inglis, Citrus	3
Hollywood, Unknown	3
Monticello, Madison	3
Mayport Naval Housing, Duval	3
Fpo, Duval	3
Fernandina Beach, Duval	3
Cypress Gardens, Polk	3
Windermere, Palm Beach	3

COVID-19: characteristics of 1,161,953 Florida resident cases

Data through Dec 17, 2020 verified as of Dec 18, 2020 at 09:25 AM

Data in this report are provisional and subject to change.

The table below includes the cities and counties of residence for cases in Florida residents based on the patient's ZIP Code. Note that city is not always received as part of the initial notification and may be missing while the case is being investigated.

City and county	Cases
Winter Park, Brevard	3
Pompano Beach, Palm Beach	3
Salem, Taylor	3
Samoset, Manatee	3
San Fernando, Unknown	3
Vernon, Bay	3
Orange Springs, Marion	3
Oneco, Manatee	3
Point Washington, Walton	3
Seacrest, Bay	3
University Of Central Fl, Seminole	3
Vero Beach, St. Lucie	3
Mims, Volusia	3
Nobleton, Hernando	3
Orange Park, Duval	3
Julington Creek, St. Johns	3
Bella Collina, Lake	3
Apopka, Hillsborough	3
El Jobean, Charlotte	3
Grant Valkaria, Brevard	3
Alford, Washington	2
Apopka, Duval	2
Jupiter Island, Martin	2
Labelle, Collier	2
Lauderhill, Unknown	2
Jonesville, Alachua	2
Miami, Martin	2
Long Beach, Orange	2
Maitland, Palm Beach	2
North Port, Charlotte	2
Ocean Reef Club, Monroe	2
New Port Richey, Hillsborough	2
Miramar, Unknown	2
Missing, Washington	2
Venice, Dade	2
Windermere, Hillsborough	2
Winter Park, Collier	2
Winter Park, Duval	2
Winter Park, Hillsborough	2
Winter Park, Volusia	2
Sand Lake, Orange	2
University Of Central Fl, Broward	2
Oakland Park, Unknown	2
Sunrise, Unknown	2
Tampa, Broward	2
Seguin, Unknown	2
Dade City, Unknown	2
Day, Lafayette	2
Crestview, Walton	2
Cross Key, Monroe	2
Green Cove Springs, Duval	2
Bowling Green, Polk	2
Crescent Beach, Sarasota	2
Claysville, Hernando	2
Marysville, Dade	2
Winter Park, Highlands	2
Wacissa, Jefferson	2
Windermere, Lake	2
Saint Marys, Nassau	2

COVID-19: characteristics of 1,161,953 Florida resident cases

Data through Dec 17, 2020 verified as of Dec 18, 2020 at 09:25 AM

Data in this report are provisional and subject to change.

The table below includes the cities and counties of residence for cases in Florida residents based on the patient's ZIP Code. Note that city is not always received as part of the initial notification and may be missing while the case is being investigated.

City and county	Cases
Land O Lakes, Hillsborough	2
Ocoee, Leon	2
Milligan, Okaloosa	2
Copeland, Collier	2
Cross City, Taylor	2
Carl Fisher, Dade	2
Glenwood, Volusia	2
Fort Lauderdale, Alachua	2
Sebring, Desoto	2
Pompano Beach, Unknown	2
Tampa, Hernando	2
University Of Central Florida, Lee	2
Umatilla, Marion	2
Vero Beach, Unknown	2
Wauchula, Desoto	2
Winter Park, Dade	2
Yeehaw, Okeechobee	2
000000, Unknown	2
Babcock Ranch, Charlotte	2
Boynton Beach, Broward	2
Cape Haze, Charlotte	2
Bristol, Calhoun	2
Jacksonville Naval Hospital, Duval	2
Melrose, Clay	2
Mesa, Unknown	2
Longview, Dade	2
Jacksonville, Nassau	2
Ormond Beach, Flagler	2
Panama City, Unknown	2
Miramar, Dade	2
Newberry, Gilchrist	2
Okeechobee, Lake	2
Ocean Breeze, Martin	2
Lockhart, Seminole	2
Madison, Unknown	2
Hialeah, Broward	2
Jacksonville, Dade	2
Florida Power & Light Co, Dade	2
Gibsonia, Polk	2
Alys Beach, Bay	2
Amelia City, Nassau	2
Alligator Point, Wakulla	2
Citrus Ridge, Indian River	2
Winter Garden, Hillsborough	2
Pass, Dade	2
Tangerine, Lake	2
Cassadaga, Volusia	2
Lake Harbor, Palm Beach	2
Fort Walton Beach, Walton	2
Dunnellon, Levy	2
Orlando, Holmes	2
Orlando, Sumter	2
Otter Creek, Levy	2
Portland, Unknown	2
Pp, Dade	2
Missing, Walton	2
Moore Haven, Hendry	2
Lanark Village, Franklin	2
Woodside, Broward	2

COVID-19: characteristics of 1,161,953 Florida resident cases

Data through Dec 17, 2020 verified as of Dec 18, 2020 at 09:25 AM

Data in this report are provisional and subject to change.

The table below includes the cities and counties of residence for cases in Florida residents based on the patient's ZIP Code. Note that city is not always received as part of the initial notification and may be missing while the case is being investigated.

City and county	Cases
Windermere, Polk	2
Winter Garden, Brevard	2
University Of Central Fl, Dade	2
University Of Central Fl, Osceola	2
Scottsmoor, Brevard	2
Winter Garden, Broward	2
Winter Garden, Dade	2
Windermere, Osceola	2
Winter Park, St. Johns	2
Upper Key Largo, Monroe	2
Saint Augusaintine Beach, St. Johns	2
Seven Springs, Pasco	2
Port Charlotte, Unknown	2
Punta Gorda, Lee	2
Port Saint Lucie, Martin	2
Orlando, Unknown	2
Miami, Palm Beach	2
None, Dade	2
Los Angeles, Okaloosa	2
Lutz, Pinellas	2
Lake Geneva, Clay	2
Lawtey, Union	2
Lakeland, Hillsborough	2
Coconut Creek, Unknown	2
Crawfordville, Leon	2
Cross Creek, Alachua	2
Alligator Point, Franklin	2
Immokalee, Lee	2
Eatonville, Lake	2
Eau Gallie, Brevard	2
Fort Lauderdale, Unknown	2
Apopka, Flagler	2
Apopka, Marion	2
Apopka, Sarasota	2
Bonifay, Jackson	2
Clermont, Polk	2
Fort Pierce, Martin	2
Lake Buena Vista, Orange	2
Laurel, Sarasota	2
Lecanto, Marion	2
Ludlam, Dade	2
Oklawaha, Marion	2
Olustee, Baker	2
Ocoee, Duval	2
West Palm Beach, Dade	2
Tarpon Springs, Pasco	2
Weston, Dade	1
Wheaton, Lee	1
Wesley Chapel, Alachua	1
Tewksbury, Orange	1
University Of Central Florida, Monroe	1
Tangerine, Seminole	1
Tampa Palms, Hillsborough	1
Soldotna, Broward	1
South Burlington, Orange	1
Steinhatchee, Madison	1
Ocoee, Lee	1
Ocoee, Volusia	1
Okeechobee, St. Lucie	1

COVID-19: characteristics of 1,161,953 Florida resident cases

Data through Dec 17, 2020 verified as of Dec 18, 2020 at 09:25 AM

Data in this report are provisional and subject to change.

The table below includes the cities and counties of residence for cases in Florida residents based on the patient's ZIP Code. Note that city is not always received as part of the initial notification and may be missing while the case is being investigated.

City and county	Cases
Opalocka, Dade	1
Palm Coast, Duval	1
Orlando, Hendry	1
Orlando, Levy	1
Pineland, Lee	1
Saint Johns, Orange	1
San Antonio, Sarasota	1
San Antonio, Unknown	1
Sanford, Volusia	1
Perry, Leon	1
Palm Springs North, Dade	1
Provincetown, Collier	1
Magnolia Square, Osceola	1
Maitland, Alachua	1
Lemoyne, Manatee	1
Lawrence Township, Palm Beach	1
Melrose, Alachua	1
Miamf, Dade	1
Miami G, Dade	1
Miami, Collier	1
Marianna, Calhoun	1
Oakland, Lake	1
Oakland, Leon	1
Naples, Orange	1
New Richmond, Volusia	1
Lake Placid, Alachua	1
Las Vegas, Orange	1
Kingsland, Duval	1
Kissimmee, Brevard	1
Holt, Santa Rosa	1
Haverford, Hillsborough	1
Hispanic, St. Lucie	1
Greenville, Jefferson	1
Gotha, Leon	1
Gilmer, Dade	1
Estero, Collier	1
Fanning Springs, Levy	1
Cumberland, Palm Beach	1
Dade City, Hillsborough	1
Crestview, Holmes	1
Columbus, Brevard	1
Cookeville, Seminole	1
Dallas, Lee	1
De Leon Springs, Putnam	1
Deland, Lake	1
Deland, Polk	1
Doctors Inlet, Clay	1
Clear Brook, Lee	1
Clermont, Orange	1
Boca Raton, Unknown	1
Bohealia, Lee	1
Blowing Rock, Polk	1
Carol Stream, Orange	1
Charlotte, Pasco	1
Apopka, St. Lucie	1
Belle Isle, Polk	1
Apopka, Manatee	1
99, Unknown	1
Alanson, Bay	1

COVID-19: characteristics of 1,161,953 Florida resident cases

Data through Dec 17, 2020 verified as of Dec 18, 2020 at 09:25 AM

Data in this report are provisional and subject to change.

The table below includes the cities and counties of residence for cases in Florida residents based on the patient's ZIP Code. Note that city is not always received as part of the initial notification and may be missing while the case is being investigated.

City and county	Cases
Aollywoss, Dade	1
Gotha, Palm Beach	1
Fort Myers, Unknown	1
Fort Pierce, Unknown	1
Edgewood, Osceola	1
Eatonville, Osceola	1
Homeless, Polk	1
Homosassa, Hernando	1
Harrison, Pinellas	1
Granada Hills, Broward	1
Hailandale, Unknown	1
Hialeah, Bay	1
Anaheim, Unknown	1
Alafaya, Palm Beach	1
Athens, Duval	1
Bogota, Orange	1
Bronx, Palm Beach	1
Blountstown, Jackson	1
Belle Isle, Dade	1
Cypress, Leon	1
Deland, St. Lucie	1
Deltona, Orange	1
Clermont, Osceola	1
Clewiston, Glades	1
Cartersville, Unknown	1
Lewisburg, Pasco	1
Jerusalem, St. Johns	1
La Grange, Dade	1
Lake City, Hamilton	1
Maitland, Dade	1
Marshall, Dade	1
Louisville, Manatee	1
Los Angeles Ca, Unknown	1
Littleton, Dade	1
Navarre, Okaloosa	1
Newark, Broward	1
Newburgh, Bay	1
Okeechobee, Glades	1
Oooooo, Unknown	1
North Pole, Seminole	1
North Port, Lee	1
Miami, Hillsborough	1
Middlesburg, Duval	1
Mount Pleasant, Gadsden	1
Missing, Hardee	1
Missing, Jackson	1
Orlando, Washington	1
Orem, Broward	1
Peoria, Unknown	1
Pacifica, Dade	1
Palm Coast, Polk	1
Palm Coast, Volusia	1
Parker, Dade	1
Port Everglades, Broward	1
Saint Johns, Unknown	1
Rye, Duval	1
Rex, Duval	1
Seybold, Dade	1
Saint Petersburg, Hillsborough	1

COVID-19: characteristics of 1,161,953 Florida resident cases

Data through Dec 17, 2020 verified as of Dec 18, 2020 at 09:25 AM

Data in this report are provisional and subject to change.

The table below includes the cities and counties of residence for cases in Florida residents based on the patient's ZIP Code. Note that city is not always received as part of the initial notification and may be missing while the case is being investigated.

City and county	Cases
Saint Petersburg, St. Lucie	1
Saxis, Lee	1
Sebring, Lee	1
Sun City Center, Hardee	1
Spring Hill , Hernando	1
Starke, Clay	1
Stone Mountain, Palm Beach	1
Washington, Unknown	1
Wekiva Springs, Seminole	1
Tulsa, Orange	1
University Of Central Fl, Clay	1
Tallahassee, Duval	1
Tampa, Palm Beach	1
Winter Garden, Pinellas	1
Winter Park, Calhoun	1
Winter Park, Indian River	1
Winter Park, Lee	1
Windermere, Pasco	1
West Villages, Sarasota	1
Wichita, Volusia	1
Windermere, Broward	1
Zolfo Springs, Polk	1
South Otselic, Dade	1
Saint Petersburg, Dade	1
San Juan, Osceola	1
San Pedro Sula, Dade	1
Richmond Heights, Dade	1
Rochester, Lee	1
Rosemary Beach, Bay	1
University Of Central Fl, St. Johns	1
University Of Central Florida, Dade	1
Tinley Park, Lee	1
Sumatra, Liberty	1
Springhill, Unknown	1
Telluride, Lee	1
Winter Garden, Sumter	1
Wayne, Dade	1
West Simsbury, Collier	1
Wimauma, Manatee	1
Windermere, Lee	1
Unknown, Orange	1
Lakewood, Unknown	1
Los Angeles, Polk	1
Maitland, Unknown	1
Melbourne, Orange	1
Miami Beach, Palm Beach	1
Miami Granders, Dade	1
Myakka, Duval	1
Naples, Broward	1
Naugatuck, Lee	1
Minneapolis, Broward	1
Missing, Charlotte	1
Port Charlotte Fl, Unknown	1
Ponce, Orange	1
Plant City, Pinellas	1
Plantation, Unknown	1
Pensacola, Santa Rosa	1
Opa Locka, Unknown	1
Ocoee, Polk	1

COVID-19: characteristics of 1,161,953 Florida resident cases

Data through Dec 17, 2020 verified as of Dec 18, 2020 at 09:25 AM

Data in this report are provisional and subject to change.

The table below includes the cities and counties of residence for cases in Florida residents based on the patient's ZIP Code. Note that city is not always received as part of the initial notification and may be missing while the case is being investigated.

City and county	Cases
Oakland, Broward	1
Oakland, Manatee	1
New Vernon, Sarasota	1
New York, Broward	1
Fdsf, Unknown	1
Fwb, Unknown	1
Gastonia, Polk	1
Knoxville, Duval	1
Green, Clay	1
Gulf Shores, Escambia	1
Havanna, Gadsden	1
Hialeah Lakes, Dade	1
Hilliard, Dade	1
Hollywood, Leon	1
Holt, Unknown	1
Humble, Broward	1
Bryn Mawr, Collier	1
Apopka, Palm Beach	1
Aspen, Palm Beach	1
Atlanta, Broward	1
Azalea Park, Sarasota	1
Bartow, Unknown	1
Boca Rotan, Unknown	1
Clermont, Unknown	1
Duke Field Air Force Station, Okaloosa	1
Deltona , Volusia	1
Columbia, Orange	1
Coral Springs, Unknown	1
Cornelius, Leon	1
Crestview, Dade	1
Dade City, Polk	1
Dania, Unknown	1
Darien, Pasco	1
University Of Central Fl, Pasco	1
Steinhatchee, Alachua	1
Tampa, Manatee	1
Wilbur By The Sea, Volusia	1
Willowbrook, Lee	1
Winderemere, Orange	1
Windermere, Dade	1
Winston Salem, Unknown	1
University Of Central Florida, Hillsborough	1
Wellington, Unknown	1
Vero Beach, Brevard	1
Village Of Palm Springs, Palm Beach	1
Webster, Pasco	1
Palm City, Unknown	1
Pompano Beach, Alachua	1
Pine Hills, Broward	1
Oviedo, Leon	1
Old Town, Gilchrist	1
Orem, Sarasota	1
Porter Ranch, Dade	1
Raiford, Bradford	1
Port Saint Lucie, Broward	1
Port Saint Lucie, Indian River	1
Republic, Monroe	1
Riverview, Manatee	1
Saint Teresa, Wakulla	1

COVID-19: characteristics of 1,161,953 Florida resident cases

Data through Dec 17, 2020 verified as of Dec 18, 2020 at 09:25 AM

Data in this report are provisional and subject to change.

The table below includes the cities and counties of residence for cases in Florida residents based on the patient's ZIP Code. Note that city is not always received as part of the initial notification and may be missing while the case is being investigated.

City and county	Cases
San Diego, Unknown	1
Russellville, Hillsborough	1
Saint Augustine, Okaloosa	1
Woodland Hills, Brevard	1
Westerville, Hillsborough	1
Chipley, Holmes	1
Chipley, Jackson	1
Clarksville, Broward	1
Coco River, Collier	1
Bryn Mawr, Palm Beach	1
Camden Wyoming, Duval	1
Chattanooga, Dade	1
Alva, Collier	1
333, Unknown	1
Alafaya, Volusia	1
Allentown, Putnam	1
Amelia Village, Nassau	1
Apple Creek, Citrus	1
Azalea Park, Osceola	1
Fort Denaud, Glades	1
Fortlauderdale, Unknown	1
Ft Pierce, Unknown	1
Garland, Orange	1
FI State Lot, Leon	1
El Paso, Unknown	1
Everett, Dade	1
Colorado Springs, Unknown	1
Conifer, Lee	1
Eatonville, Seminole	1
Destin, Unknown	1
Jeffersonville, Broward	1
Lake Mary, Lake	1
Lauderdale Hill, Unknown	1
Lake Worth, Broward	1
Hallandate Ben, Unknown	1
Hickory, Lee	1
Highland Park, Polk	1
Homeless, Dade	1
Longwood, Orange	1
Live Oak, Columbia	1
Miamii, Dade	1
Miamt, Dade	1
Mid Florida, Seminole	1
Middleburg, Duval	1
Ocoee, Hillsborough	1
Ocala, Unknown	1
N/A, Duval	1
Naples, Alachua	1
Oldsra, Manatee	1
North Laud, Unknown	1
Monroe, Hillsborough	1
Pembroke Pines, Dade	1
Pensacola, Sumter	1
Perth Amboy, Hillsborough	1
Paducah, Manatee	1
Longwood, Broward	1
Lucedale, St. Lucie	1
Middletown, Osceola	1
Maccleenny, Duval	1

COVID-19: characteristics of 1,161,953 Florida resident cases

Data through Dec 17, 2020 verified as of Dec 18, 2020 at 09:25 AM

Data in this report are provisional and subject to change.

The table below includes the cities and counties of residence for cases in Florida residents based on the patient's ZIP Code. Note that city is not always received as part of the initial notification and may be missing while the case is being investigated.

City and county	Cases
Mayaguez, Dade	1
Interlachen, Duval	1
Hosford, Calhoun	1
Hialeahgardens, Dade	1
Bronson, Alachua	1
Brooker, Alachua	1
Bonita, Lee	1
Brandon, Pinellas	1
Baker, Santa Rosa	1
Alva, Escambia	1
Arcadia, Highlands	1
Armstrong, St. Johns	1
Atl, Brevard	1
Belmont, Santa Rosa	1
Blountstown, Broward	1
Belle Isle, Duval	1
Cincinnati, Dade	1
Circle Pines, St. Lucie	1
Champions Gate, Osceola	1
Davie, Unknown	1
Dayton, Orange	1
Gibsonton, Unknown	1
Greenbrier, Bay	1
Edgewood, Broward	1
Floral, Okaloosa	1
Wtixrat, Dade	1
Windermere, Volusia	1
Westlake Village, Unknown	1
Watersound, Bay	1
Unk, Duval	1
Ventura, Orange	1
Trenton, Dixie	1
Unknown, Unknown	1
Toms River, Lee	1
Tourist, Dade	1
Sharpes, Brevard	1
Sorrento, Orange	1
Summerfield, Unknown	1
Sunrtise, Dade	1
Tallahassee, Madison	1
Powell, Lee	1
Puerto Rico, Unknown	1
Randolph, Orange	1
Sanford, Orange	1
Saint Petersburg, Charlotte	1
Saint Lucie Village, St. Lucie	1
Fort Lauderdale, Leon	1
Fort White, Clay	1
Far Rockaway, Dade	1
Doral, Unknown	1
Downingtown, Hillsborough	1
Deer Park, Dade	1
Deerfield Beach, Unknown	1
Deland, Seminole	1
Greensburg, Palm Beach	1
Hiawassee, Osceola	1
Hernando, Marion	1
Hialeah, Collier	1
Garden City, Alachua	1

COVID-19: characteristics of 1,161,953 Florida resident cases

Data through Dec 17, 2020 verified as of Dec 18, 2020 at 09:25 AM

Data in this report are provisional and subject to change.

The table below includes the cities and counties of residence for cases in Florida residents based on the patient's ZIP Code. Note that city is not always received as part of the initial notification and may be missing while the case is being investigated.

City and county	Cases
Gaylord, Orange	1
Gurabo, Osceola	1
Haines Creek, Lake	1
Hallandale, Unknown	1
Carmel, Orange	1
Caracas, Dade	1
Brandon, Unknown	1
Brooklyn, Dade	1
Brooklyn, Lee	1
Dallas, Hernando	1
Coconut Ck, Unknown	1
Chicago, Unknown	1
Apopka, Brevard	1
Apopka, Clay	1
Apopka, Polk	1
Asheville, Highlands	1
Astoria, Broward	1
Bartow, Hardee	1
Boca Raton, Broward	1
Belle Isle, Osceola	1
Bel Air, Collier	1
Alachua, Duval	1
Alpharetta, Broward	1
North Palm Beach, Orange	1
Northport, Sarasota	1
Oakland, Lee	1
Orlando, Putnam	1
Orlo Vista, Orange	1
Ldhl, Broward	1
Mckinney, Broward	1
Miamc, Dade	1
Milford, Lee	1
Micanopy, Marion	1
Monroe Township, Palm Beach	1
Moore Haven, Okeechobee	1
Morrisville, Unknown	1
Las Vegas, Palm Beach	1
Lake Butler, Alachua	1
Lakeland, Unknown	1
Knoxville, Bay	1
Kingsland, Nassau	1
Indian Rocks Beach, Duval	1
Key West, Duval	1
Hoclywsod, Dade	1
Homeless, Hillsborough	1
Homeless, Monroe	1
Homeless, Pinellas	1
Inwood, Broward	1
Irvine, Marion	1
Jefferson, Dade	1
Jonesboro, Leon	1
Jupiter, Dade	1
Jupiter, St. Lucie	1
Kenilworth, Leon	1
San Antonio, Orange	1
Shirley, Flagler	1
Seminole, Leon	1
Piasa, Putnam	1
Russellville, Bay	1

COVID-19: characteristics of 1,161,953 Florida resident cases

Data through Dec 17, 2020 verified as of Dec 18, 2020 at 09:25 AM

Data in this report are provisional and subject to change.

The table below includes the cities and counties of residence for cases in Florida residents based on the patient's ZIP Code. Note that city is not always received as part of the initial notification and may be missing while the case is being investigated.

City and county	Cases
Saint Joseph, Volusia	1
Other, Dade	1
Pass-A-Grille Beach, Pinellas	1
Pembroke Lakes, Broward	1
Port Saint Lucie, Palm Beach	1
Prattville, Hillsborough	1
Prestonsburg, Bay	1
Quincy, Jackson	1
Rapid City, Broward	1
Red Bay, Holmes	1
Winter Garden, Duval	1
West Yarmouth, St. Lucie	1
Waipahu, Santa Rosa	1
Ward, Polk	1
Wellborn, Columbia	1
Woodbine, Nassau	1
Winter Garden, Marion	1
Winter Park, Citrus	1
Winter Park, Hendry	1
Suitland, Volusia	1
Venetian Islands, Dade	1
Syracuse, Polk	1
Tallahassee, Dade	1
Tamarac, Dade	1
Tampa, Unknown	1
Tarpon Springs, Unknown	1
Tavares, Orange	1
Town Of Nocatee, St. Johns	1
University Of Central Fl, Pinellas	1
Unkn, Duval	1
Metter, Manatee	1
Miami Dade, Unknown	1
Miamksaohes, Dade	1
Missing, Lafayette	1
Morrisville, Palm Beach	1
Monument, Broward	1
Mokena, Lee	1
North Brunswick, St. Lucie	1
North Lauderdale, Unknown	1
North Porte, Unknown	1
Notrealville, Polk	1
Jupiter Inlet, Palm Beach	1
Land O Lakes, Unknown	1
Landolakes, Unknown	1
Lawton, Okaloosa	1
Lima, Volusia	1
Key West, Palm Beach	1
Kilgore, Dade	1
Lutz, Unknown	1
Maccleddy, Dixie	1
Madison, Jefferson	1
Irmo, Unknown	1
Island Grove, Alachua	1
Jacksonville, Baker	1
Clearwater, Leon	1
Crestview, Broward	1
Clarcona, Seminole	1
Cape San Blas, Gulf	1
Callahan, Duval	1

COVID-19: characteristics of 1,161,953 Florida resident cases

Data through Dec 17, 2020 verified as of Dec 18, 2020 at 09:25 AM

Data in this report are provisional and subject to change.

The table below includes the cities and counties of residence for cases in Florida residents based on the patient's ZIP Code. Note that city is not always received as part of the initial notification and may be missing while the case is being investigated.

City and county	Cases
Bradenton, Lee	1
Bogota, Unknown	1
Alafaya, Pinellas	1
Apopka, Leon	1
Atlanta, Walton	1
Attalla, Broward	1
Azalea Park, Lake	1
Azalea Park, Polk	1
Greensboro, Leon	1
Glen Cove, Unknown	1
Glen Saint Mary, Duval	1
Gainesville, Levy	1
Fleming Island, Duval	1
Crystal River, Marion	1
Deerfield Beach, Polk	1
Defuniak Springs, Okaloosa	1
Eatonville, Hillsborough	1
St Cloud, Orange	1
Sarasota, Unknown	1
San Marcos, Unknown	1
Pooler, Broward	1
Port Canaveral, Brevard	1
Saint Petersburg, Bay	1
Twentynine Palms, Broward	1
Surprise, Unknown	1
Syracuse, Unknown	1
Vernon, Walton	1
Unknown, Manatee	1
Venezuela, Unknown	1
University Of Central Florida, Duval	1
Ocoee, Manatee	1
Okeechobi, Unknown	1
Orem, Dade	1
Orlando, Clay	1
Orlando, Gadsden	1
Orlando, Walton	1
Oviedo, Lake	1
Panoma City, Bay	1
Pensacola, Dade	1
Plantation Key, Monroe	1
Plantation, Leon	1
Ridgewood, Lee	1
Roseville, Broward	1
Winfield, Hillsborough	1
Winter Garden, Lee	1
Winter Garden, Unknown	1
Winter Park, Bay	1
Whippany, Volusia	1
Xifamk, Dade	1
Surfside Beach, Orange	1
Tavares, Unknown	1
Temple, Palm Beach	1
Sun City Center, Lee	1
St Peterburg, Orange	1
Stiamk, Dade	1
Scottsdale, Brevard	1
Pompano Beach, Dade	1
Pompano Beach, Osceola	1
Port Charlotte, Lee	1

COVID-19: characteristics of 1,161,953 Florida resident cases

Data through Dec 17, 2020 verified as of Dec 18, 2020 at 09:25 AM

Data in this report are provisional and subject to change.

The table below includes the cities and counties of residence for cases in Florida residents based on the patient's ZIP Code. Note that city is not always received as part of the initial notification and may be missing while the case is being investigated.

City and county	Cases
Port Richey, Unknown	1
Port Saint Lucie, Marion	1
Port St Luice, Unknown	1
Port St. Lucie, St. Lucie	1
Rivera Beach, Unknown	1
Saint Petersburg, Duval	1
Roswell, Bay	1
Ruskin, Manatee	1
Winter Springs, Orange	1
Youngstown, Washington	1
Zellwood, Brevard	1
Zellwood, Osceola	1
Winter Park, Manatee	1
Winter Park, Palm Beach	1
Winter Park, Pinellas	1
Winnetka, Dade	1
Unknown, Duval	1
West Hollywood, Broward	1
Weston, Unknown	1
Wildwood, Lee	1
West Palm Beach, Unknown	1
Missing, Desoto	1
Missing, Flagler	1
Newaygo, Charlotte	1
Na, Dade	1
Naples, Leon	1
Okeechobee, Highlands	1
Pine Hills, Polk	1
Pensacola Naval Hospital, Escambia	1
Painted Post, Pasco	1
Palatka, Marion	1
Panama City Beach , Bay	1
Mattoon, Lee	1
Milford, Bay	1
Littleton, St. Johns	1
Los Angeles, Orange	1
Marianna, Washington	1
Mary Esther, Hillsborough	1
Lake Worth, Unknown	1
Land, Unknown	1
Lecanto, Palm Beach	1
Lake In The Hills, Broward	1
Jupiter, Pinellas	1
Kansas City, Palm Beach	1
Boys Ranch, Suwannee	1
Celebration, Orange	1
Coal City, Pasco	1
Delray Beach, Broward	1
Alys Beach, Walton	1
Apo, Collier	1
Addison, Pasco	1
Alafaya, Dade	1
Arabi, Orange	1
At Large, Broward	1
Austin, Dade	1
Azalea Park, Broward	1
Barnesville, Pinellas	1
Belle Isle, Seminole	1
Apopka, Alachua	1

COVID-19: characteristics of 1,161,953 Florida resident cases

Data through Dec 17, 2020 verified as of Dec 18, 2020 at 09:25 AM

Data in this report are provisional and subject to change.

The table below includes the cities and counties of residence for cases in Florida residents based on the patient's ZIP Code. Note that city is not always received as part of the initial notification and may be missing while the case is being investigated.

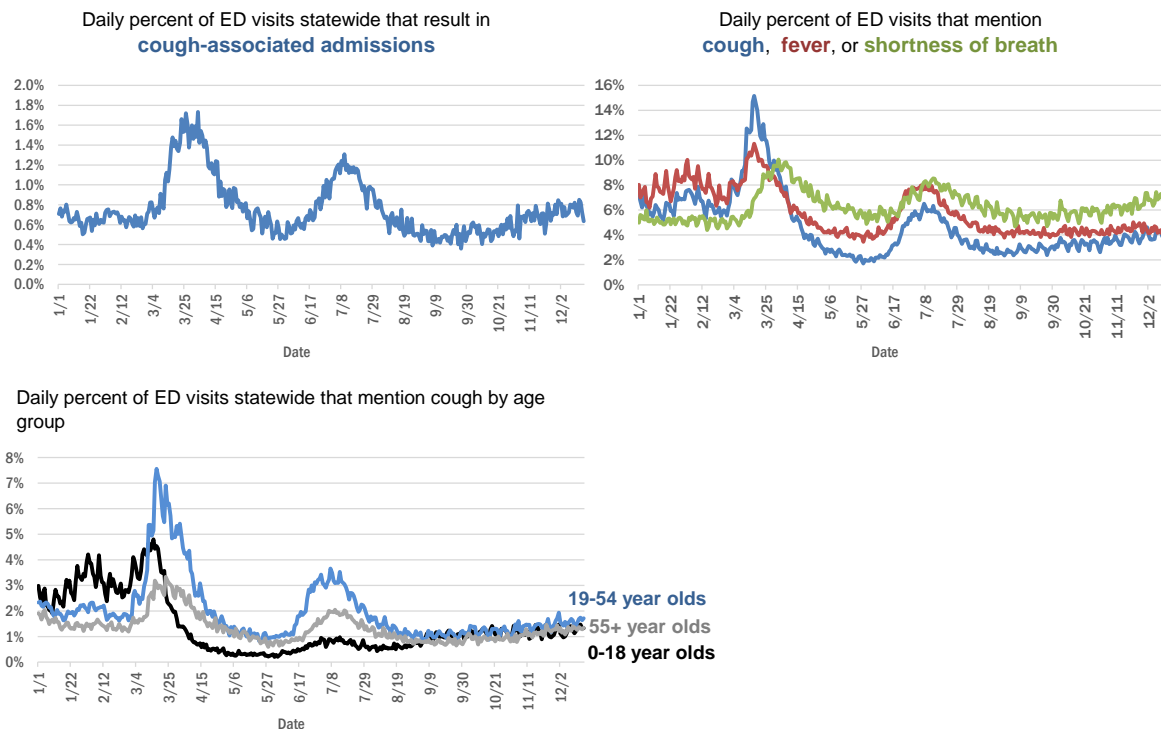
City and county	Cases
Apopka, Citrus	1
Big Torch Key, Monroe	1
Black, Holmes	1
Boca Raton, Lee	1
Bonifay, Unknown	1
Fort Worth, Broward	1
Franklin, Orange	1
Gainesville, Santa Rosa	1
East Rockland Key, Monroe	1
Crescent City, Marion	1
Crestview, Unknown	1
Fort Lauderdale, Lee	1
Fort Pierce, Brevard	1
High Springs, Columbia	1
Gwynn Oak, Polk	1
Indianapolis, Lee	1
Jena, Taylor	1
Total	1,161,953

COVID-19: additional surveillance information

Data through Dec 17, 2020 verified as of Dec 18, 2020 at 09:25 AM

Data in this report are provisional and subject to change.

Statewide emergency department (ED) chief complaint and admission data



The Electronic Surveillance System for the Early Notification of Community-Based Epidemics (ESSENCE-FL) includes chief complaint data from 211 of 211 Florida EDs. Data are transmitted electronically to ESSENCE-FL daily or hourly.

COVID-19: testing by laboratory

Data through Dec 17, 2020 verified as of Dec 18, 2020 at 09:25 AM

Data in this report are provisional and subject to change.

The numbers in the table below represent the number of Florida and non-Florida residents for whom test results were received by the Department of Health. A person can be tested by more than one laboratory and can have both positive and negative results. **Therefore, the sum of the numbers in each column will be larger than the total number of people tested.**

Reporting lab	Inconclusive	Negative	Positive	Percent positive	Total
LABORATORY CORPORATION OF AMERICA	2,080	1,302,198	163,543	11%	1,467,821
QUEST DIAGNOSTICS	9,615	1,160,632	161,938	12%	1,332,185
CURATIVE LABS	8,537	862,589	107,547	11%	978,673
BIO REFERENCE LABORATORIES, INC	7,252	756,741	137,851	15%	901,844
GENETWORK	661	390,604	32,931	8%	424,196
REALTOX LABS LLC	3,915	352,570	56,346	14%	412,831
HELIX	3,639	303,833	44,705	13%	352,177
EAST FLORIDA STATE COLLEGE - BREVARD		212,890	26,987	11%	239,877
RCA LABORATORY SERVICES, LLC		202,175	15,021	7%	217,196
NOMI HEALTH LAB SERVICES		172,658	19,511	10%	192,169
IMPACT HEALTH BIOMETRIC TESTING, INC	870	159,147	16,396	9%	176,413
ELABNETWORK	1,058	132,318	10,964	8%	144,340
MAKO GENOMICS	5,947	116,314	19,341	14%	141,602
BPHL-JACKSONVILLE	18	119,101	18,998	14%	138,117
NORTHWEST LABORATORY	246	120,954	6,468	5%	127,668
MAYO CLINIC LABORATORIES	284	112,012	12,249	10%	124,545
ADVENTHEALTH LAB	99	106,682	10,919	9%	117,700
REAL DIAGNOSTICS	626	102,242	13,072	11%	115,940
ADVENT HEALTH LAB	112	101,260	13,957	12%	115,329
MEDICAL DIAGNOSTIC LABORATORIES	968	97,743	13,999	12%	112,710
BAYCARE LABORATORIES LLC	471	103,137	8,832	8%	112,440
BPHL-MIAMI	225	91,040	14,763	14%	106,028
BIOCOLLECTIONS WORLDWIDE, INC	617	93,196	11,881	11%	105,694
MEMORIAL REGIONAL HOSPITAL SOUTH	22	88,110	17,383	16%	105,515
ASCENSION SACRED HEART HOSPITAL - PENSACOLA	2	89,723	11,961	12%	101,686
ORLANDO HEALTH SYSTEM	597	87,992	8,483	9%	97,072
KORVALABS, INC	1,281	90,727	4,646	5%	96,654
FULGENT DIAGNOSTICS LABORATORY	1,385	78,404	7,169	8%	86,958
CDR MAGUIRE - HEALTH CARE CENTER		75,291	10,671	12%	85,962
SUNPATH MEDICAL DIAGNOSTICS LABORATORY	709	68,331	9,931	13%	78,971
TAMPA GENERAL HOSPITAL	4	72,266	5,915	8%	78,185
BPHL-TAMPA (SPECTRUM BLVD)	45	66,374	11,343	15%	77,762
UF HEALTH MEDICAL LAB	33	70,808	5,957	8%	76,798
DIATHERIX LABORATORIES		64,590	9,129	12%	73,719
TESTING MATTERS INC	69	62,156	8,119	12%	70,344
AKESOGEN		57,252	9,417	14%	66,669
BAPTIST HEALTH SOUTH FLORIDA	234	52,825	8,183	13%	61,242
ASCENSION ST VINCENT'S - RIVERSIDE	1	51,871	6,149	11%	58,021
JACKSON MEMORIAL HOSPITAL CLINICAL LAB	79	47,114	8,812	16%	56,005
ARUP LABORATORIES	16	49,955	2,902	5%	52,873
LAKELAND REGIONAL MEDICAL CENTER	119	46,811	5,213	10%	52,143
UF HEALTH SHANDS HOSPITAL	311	48,209	2,976	6%	51,496
AMERICAN HEALTH ASSOCIATES	9	46,992	3,494	7%	50,495
PWNHEALTH	69	45,394	3,476	7%	48,939
AIT LABORATORIES		41,685	4,768	10%	46,453
VIRACOR EUROFINIS		34,863	9,703	22%	44,566

COVID-19: testing by laboratory

Data through Dec 17, 2020 verified as of Dec 18, 2020 at 09:25 AM

Data in this report are provisional and subject to change.

The numbers in the table below represent the number of Florida and non-Florida residents for whom test results were received by the Department of Health. A person can be tested by more than one laboratory and can have both positive and negative results. **Therefore, the sum of the numbers in each column will be larger than the total number of people tested.**

Reporting lab	Inconclusive	Negative	Positive	Percent positive	Total
SOUTH MIAMI HOSPITAL LAB	180	37,715	4,930	12%	42,825
APPLIED INGENUITY DIAGNOSTICS LLC		36,650	1,647	4%	38,297
BAPTIST HEALTH - JACKSONVILLE	4	35,160	2,412	6%	37,576
TALLAHASSEE MEMORIAL HOSPITAL	159	33,639	3,777	10%	37,575
ORANGE COUNTY CONVENTION CENTER		33,330	3,654	10%	36,984
MIAMI DADE COUNTY		32,093	3,527	10%	35,620
WALGREENS	30	28,017	5,099	15%	33,146
LEE HEALTH - CAPE CORAL HOSPITAL	3	27,595	4,425	14%	32,023
BROWARD GENERAL MEDICAL CENTER-CLINICAL LAB	2	28,351	2,877	9%	31,230
INGENIOUS PERSONALIZED MEDICINE	133	25,776	4,952	16%	30,861
SARASOTA MEMORIAL HOSPITAL MAIN LAB	12	28,543	2,194	7%	30,749
MILLENNIUM PHYSICIAN GROUP	17	25,409	4,317	15%	29,743
UNIVERSITY OF MIAMI HOSPITAL	32	26,723	2,822	10%	29,577
NOMI_HEALTH		25,275	3,394	12%	28,669
NICKLAUS CHILDREN'S HOSPITAL	54	24,868	3,546	12%	28,468
FLORIDA HOSPITAL - TAMPA	37	26,174	2,124	7%	28,335
UF HEALTH JACKSONVILLE	42	25,667	2,372	8%	28,081
ECCO LAB GROUP CO	394	22,782	3,797	14%	26,973
NORTH FLORIDA REGIONAL MEDICAL CENTER		20,772	2,148	9%	22,920
ST JOSEPHS HOSPITAL LABORATORY	19	20,159	2,603	11%	22,781
MOUNT SINAI MEDICAL CENTER	7	20,751	2,009	9%	22,767
GENESIS REFERENCE LABORATORIES		20,580	1,920	9%	22,500
BRANDON REGIONAL HOSPITAL		19,603	2,338	11%	21,941
JUPITER MEDICAL CENTER LAB	55	19,495	1,730	8%	21,280
STATLAB_MOBILE	1	19,242	1,984	9%	21,227
PALMETTO GENERAL HOSPITAL LAB	3	17,490	3,655	17%	21,148
ACCESS DX LABORATORY	197	18,934	1,902	9%	21,033
JFK MEDICAL CENTER LAB	1	18,168	2,248	11%	20,417
ADVENT HEALTH - DAYTONA BEACH	32	18,887	1,439	7%	20,358
NAPLES COMMUNITY HOSPITAL	60	17,601	1,794	9%	19,455
LAB DIAGNOSTICS LLC	378	13,155	5,169	28%	18,702
ADVENTIST HEALTH SYSTEMS SUNBELT INC DBA		17,501	902	5%	18,403
INTEGRATED REGIONAL LABORATORIES LLP		15,859	2,317	13%	18,176
PANCARE OF FLORIDA INC		16,082	1,654	9%	17,736
HEALTH CENTER AT SINAI RESIDENCES		16,942	506	3%	17,448
AVENTUS BIO LABS	16	15,166	2,020	12%	17,202
PATIENTS FIRST LAKE ELLA MEDICAL CENTER PA		14,587	2,606	15%	17,193
BIOCERNA LABS	461	14,582	2,112	12%	17,155
DRS CLACK SPENCER WHITE & MCCORMACK PA D/B/A		15,443	1,507	9%	16,950
MORTON PLANT HOSPITAL-ADLER INSTITUTE	10	15,048	1,475	9%	16,533
SAINT MARY'S MEDICAL CENTER	22	14,677	1,706	10%	16,405
EXACT SCIENCES LABORATORIES		14,266	1,277	8%	15,543
HEALTHLINK DIAGNOSTIC LABORATORIES	121	14,169	1,164	8%	15,454
STS LAB 2 LLC	6	14,506	490	3%	15,002

COVID-19: testing by laboratory

Data through Dec 17, 2020 verified as of Dec 18, 2020 at 09:25 AM

Data in this report are provisional and subject to change.

The numbers in the table below represent the number of Florida and non-Florida residents for whom test results were received by the Department of Health. A person can be tested by more than one laboratory and can have both positive and negative results. **Therefore, the sum of the numbers in each column will be larger than the total number of people tested.**

Reporting lab	Inconclusive	Negative	Positive	Percent positive	Total
HOLY CROSS HOSPITAL CLINICAL LAB	1	13,946	887	6%	14,834
INDIAN RIVER MEDICAL CENTER LAB		13,669	849	6%	14,518
DWIC OF TAMPA BAY INC		13,700	612	4%	14,312
CLEVELAND CLINIC HOSPITAL LAB	4	12,244	1,559	11%	13,807
WATSON CLINIC LLP		11,525	2,087	15%	13,612
LEESBURG REGIONAL MEDICAL CENTER		12,294	1,298	10%	13,592
OSCEOLA REGIONAL MEDICAL CENTER	1	11,730	1,627	12%	13,358
WELLINGTON REGIONAL MED CTR LAB	5	11,898	1,451	11%	13,354
RUTGERS CLINICAL GENOMICS LABORATORY	44	12,581	458	4%	13,083
HOMESTEAD HOSPITAL CLINICAL LABORATORY	25	10,796	2,189	17%	13,010
MEMORIAL HOSPITAL JACKSONVILLE	8	10,708	1,952	15%	12,668
FLORIDA HOSPITAL WATERMAN LABORATORY	70	10,997	856	7%	11,923
MEMORIAL REGIONAL HOSPITAL CLINICAL LABORATORY	10	11,073	748	6%	11,831
ST MARKS HOSPITAL LABORATORY B	78	10,627	1,002	9%	11,707
NORTHWEST MEDICAL CENTER	1	10,216	1,398	12%	11,615
LEE HEALTH - LEE MEMORIAL HOSPITAL		8,726	2,854	25%	11,580
WEST KENDALL BAPTIST HOSPITAL	9	9,426	2,134	18%	11,569
ORANGE PARK MEDICAL CENTER	9	9,731	1,767	15%	11,507
DELRAY MEDICAL CENTER LAB	3	10,425	1,068	9%	11,496
PRIVA PATH LABS	50	10,747	558	5%	11,355
PWN HEALTH	17	9,297	2,011	18%	11,325
BETHESDA HOSPITAL EAST		10,307	940	8%	11,247
LAWNWOOD REGIONAL MEDICAL CENTER	1	9,640	1,363	12%	11,004
OAK HILL HOSPITAL		9,906	1,073	10%	10,979
BAPTIST HEALTH - SOUTH		10,058	754	7%	10,812
ST ANTHONY'S HOSPITAL LAB	16	9,563	1,075	10%	10,654
UHEALTH CORAL GABLES/LENNAR MED CTR	3	9,977	575	5%	10,555
WINTER HAVEN HOSPITAL CLINICAL LABORATORY	3	9,066	1,453	14%	10,522
CLEVELAND CLINIC TRADITION HOSPITAL		9,866	610	6%	10,476
MALABAR MEDICAL WALK IN CLINIC		9,124	1,321	13%	10,445
LARKIN COMMUNITY HOSPITAL INC DBA CARDIOTROPIC		6,820	3,621	35%	10,441
LARGO MEDICAL CENTER		9,327	1,007	10%	10,334
BAYFRONT HEALTH - ST PETERSBURG	16	8,915	1,363	13%	10,294
GOOD SAMARITAN MEDICAL CENTER LAB	1	8,780	1,271	13%	10,052
LARKIN COMMUNITY HOSPITAL	10	8,545	1,317	13%	9,872
AEGIS SCIENCES CORPORATION	40	8,857	969	10%	9,866
SRQ DRIVE THROUGH		8,944	905	9%	9,849
VISTA CLINICAL DIAGNOSTICS	162	8,920	706	7%	9,788
WESTSIDE REGIONAL MED CTR	2	8,424	1,349	14%	9,775
COAST DIAGNOSTICS LLC	29	8,908	749	8%	9,686
PALM BEACH BALL PARK		8,605	996	10%	9,601
MERCY HOSPITAL A CAMPUS OF PLANTATION GEN HOSP LAB	1	8,043	1,532	16%	9,576
ST JOSEPHS HOSPITAL	8	8,314	1,078	11%	9,400
GULF COAST MEDICAL CENTER MICROLAB		7,360	2,026	22%	9,386

COVID-19: testing by laboratory

Data through Dec 17, 2020 verified as of Dec 18, 2020 at 09:25 AM

Data in this report are provisional and subject to change.

The numbers in the table below represent the number of Florida and non-Florida residents for whom test results were received by the Department of Health. A person can be tested by more than one laboratory and can have both positive and negative results. **Therefore, the sum of the numbers in each column will be larger than the total number of people tested.**

Reporting lab	Inconclusive	Negative	Positive	Percent positive	Total
MEASE COUNTRYSIDE LAB	3	8,528	850	9%	9,381
PALMS WEST HOSPITAL LAB	2	8,057	1,289	14%	9,348
AVECINA	17	8,727	593	6%	9,337
MEDICAL CENTER OF TRINITY CLINICAL LABORATORY	1	8,365	872	9%	9,238
BAPTIST HEALTHCARE - BAPTIST HOSPITAL	5	7,583	1,602	17%	9,190
WEST FLORIDA HOSPITAL LAB		7,484	1,692	18%	9,176
BINAXNOW	9	7,096	1,959	22%	9,064
REGIONAL MEDICAL CENTER BAYONET POINT	2	8,466	591	7%	9,059
ACCESS MEDICAL LABORATORIES	3	4,980	4,041	45%	9,024
THE VILLAGES REGIONAL HOSPITAL		8,305	660	7%	8,965
CORAL GABLES HOSPITAL CLINICAL LABORATORY		7,539	1,393	16%	8,932
HALIFAX MEDICAL CENTER LAB	34	7,607	1,228	14%	8,869
WEST BOCA MEDICAL CENTER LAB		8,155	676	8%	8,831
MANATEE MEMORIAL HOSPITAL		8,063	679	8%	8,742
BOSTON HEART DIAGNOSTICS CORP		7,574	1,158	13%	8,732
AVENTURA HOSPITAL LAB		7,015	1,570	18%	8,585
CAPITAL REGIONAL MEDICAL CTR		7,045	1,540	18%	8,585
FLORIDA HOSPITAL HEARTLAND MED CTR CLINICAL LAB	33	7,414	1,017	12%	8,464
BLAKE MEDICAL CENTER		7,401	1,021	12%	8,422
LEE HEALTH - HEALTH PARK MEDICAL CENTER		7,037	1,368	16%	8,405
PALM BEACH GARDENS MEDICAL CTR LAB		7,647	721	9%	8,368
AVECINA MEDICAL OAKLEAF	3	6,977	1,330	16%	8,310
ADVENT HEALTH - WESLEY CHAPEL	14	7,586	672	8%	8,272
INDIAN RIVER PATHOLOGY LLC		7,590	613	7%	8,203
DOCTORS HOSPITAL	4	6,621	1,216	16%	7,841
LAKE CITY HM		7,246	476	6%	7,722
AVECINA MEDICAL	4	6,098	1,551	20%	7,653
NCH NORTH NAPLES HOSPITAL LAB	15	6,733	828	11%	7,576
NONA SCIENTIFIC	5	5,887	1,661	22%	7,553
NIGHT LITE PEDIATRICS	4	5,768	1,744	23%	7,516
LAKE CITY MEDICAL CENTER		6,063	1,430	19%	7,493
INFORM DIAGNOSTICS, INC		7,030	385	5%	7,415
GENOVA DIAGNOSTICS LABORATORY	24	6,847	511	7%	7,382
PATHNOSTICS	20	5,656	1,699	23%	7,375
FLORIDA HOSPITAL FLAGLER	29	6,831	478	7%	7,338
PLANTATION GENERAL HOSPITAL		6,121	1,119	15%	7,240
FLORIDA MEDICAL CENTER - A CAMPUS OF NORTH SHORE	2	6,363	860	12%	7,225
FLORIDA LABORATORY ANALYSIS		6,507	700	10%	7,207
P4 CLINICAL, LLC	81	6,552	557	8%	7,190
CORAL SPRINGS MED CTR		6,423	643	9%	7,066
NORTHSIDE HOSPITAL AND HEART INSTITUTE		6,389	663	9%	7,052
GENESIS MEDICAL LABORATORY	89	5,991	904	13%	6,984
NEMOURS CHILDRENS HOSPITAL		6,690	246	4%	6,936
NORTH SHORE MEDICAL CENTER		5,719	1,141	17%	6,860
FLORIDA HOSPITAL DELAND	10	5,989	847	12%	6,846
NIGHT LITE PEDIATRIC CENTER LLC		6,265	557	8%	6,822

COVID-19: testing by laboratory

Data through Dec 17, 2020 verified as of Dec 18, 2020 at 09:25 AM

Data in this report are provisional and subject to change.

The numbers in the table below represent the number of Florida and non-Florida residents for whom test results were received by the Department of Health. A person can be tested by more than one laboratory and can have both positive and negative results. **Therefore, the sum of the numbers in each column will be larger than the total number of people tested.**

Reporting lab	Inconclusive	Negative	Positive	Percent positive	Total
LUMINUS DIAGNOSTICS		6,175	531	8%	6,706
ALL CHILDREN'S HOSPITAL		6,309	385	6%	6,694
BROWARD HEALTH NORTH CLINICAL LABORATORY		5,936	742	11%	6,678
FLORIDA HOSPITAL ZEPHYRHILLS	10	6,096	567	8%	6,673
CENTRAL FLORIDA REGIONAL HOSPITAL		6,062	603	9%	6,665
BAPTIST HEALTH SOUTH FLORIDA - WEST KENDALL URGENT CARE		5,577	955	15%	6,532
FLORIDA HOSPITAL OF CARROLLWOOD	22	5,605	732	12%	6,359
VISTA CLINICAL	8	3,659	2,666	42%	6,333
OCALA REGIONAL MEDICAL CENTER		5,552	674	11%	6,226
MEMORIAL HOSPITAL WEST LABORATORY SERVICES	14	5,612	576	9%	6,202
CLEVELAND CLINIC MARTIN SOUTH HOSPITAL	1	5,668	516	8%	6,185
WEST PALM HOSPITAL LAB		5,693	485	8%	6,178
ADVENTHEALTH CENTRA CARE LAKE BUENA VISTA		5,808	293	5%	6,101
LEE HEALTH - GULF COAST MEDICAL CENTER	2	4,966	1,092	18%	6,060
BAPTIST HEALTH - BEACHES		5,574	416	7%	5,990
MEDEXPRESS URGENT CARE	2	3,941	1,996	34%	5,939
FULGENT DIAGNOSTICS	98	5,429	338	6%	5,865
LEON MEDICAL CENTERS LLC		4,475	1,258	22%	5,733
AMERICAN FAMILY CARE		3,337	2,377	42%	5,714
KD MEDICAL CHOICE LLC		5,059	578	10%	5,637
UNITED CLINICAL LABORATORY LLC	2	4,563	1,066	19%	5,631
THE HEALTHCARE DISTRICT OF PALM BEACH COUNTY	15	5,030	522	9%	5,567
MORTON PLANT-MEASE	1	5,141	412	7%	5,554
LABSTAT LLC	2	5,240	296	5%	5,538
ANNE BATES LEACH EYE HOSPITAL/ ABLEH MICROBIOLOGY LABORATORY		5,430	80	1%	5,510
MEMORIAL HOSPITAL MICRO		5,099	357	7%	5,456
POINCIANA MEDICAL CENTER		4,251	1,154	21%	5,405
LAKEWOOD RANCH MEDICAL CENTER		4,979	391	7%	5,370
WEST MARION COMMUNITY HOSPITAL LAB		4,613	663	13%	5,276
ARCPPOINT LABS OF FORT MYERS	4	4,595	660	13%	5,259
MARTIN HOSPITAL SOUTH LAB		4,966	281	5%	5,247
FLORIDA HOSPITAL FISH MEMORIAL	19	4,575	626	12%	5,220
BAPTIST HEALTH SOUTH FLORIDA - COUNTRY WALK URGENT CARE		4,424	774	15%	5,198
ST JOSEPHS NORTH HOSPITAL LAB	3	4,590	597	12%	5,190
CARDIOPATH	1	4,702	473	9%	5,176
VIKOR SCIENTIFIC	5	4,203	932	18%	5,140
MEDARBOR DIAGNOSTICS	1	4,085	944	19%	5,030
CLEVELAND CLINIC MARTIN NORTH HOSPITAL		4,533	465	9%	4,998
UNKNOWN	3	2,825	2,070	42%	4,898
AVERO DIAGNOSTICS - IRVING	4	4,574	318	6%	4,896
SUNRISE MEDICAL LABORATORIES	2	4,573	307	6%	4,882
ST LUCIE MEDICAL CENTER		3,996	877	18%	4,873
IMPERIAL POINT MEDICAL CENTER		4,478	377	8%	4,855
SOUTH BAY HOSPITAL CLINICAL LAB		4,366	437	9%	4,803
BAPTIST HEALTH - NASSAU		4,542	206	4%	4,748
TROPICANA FIELD - LOT 2	17	4,297	410	9%	4,724

COVID-19: testing by laboratory

Data through Dec 17, 2020 verified as of Dec 18, 2020 at 09:25 AM

Data in this report are provisional and subject to change.

The numbers in the table below represent the number of Florida and non-Florida residents for whom test results were received by the Department of Health. A person can be tested by more than one laboratory and can have both positive and negative results. **Therefore, the sum of the numbers in each column will be larger than the total number of people tested.**

Reporting lab	Inconclusive	Negative	Positive	Percent positive	Total
OVEDO MEDICAL CENTER		4,173	471	10%	4,644
BAPTIST HEALTH SOUTH FLORIDA - MIAMI LAKES URGENT CARE		3,682	900	20%	4,582
HIALEAH HOSPITAL	4	3,618	914	20%	4,536
EXPRESS GENE MOLECULAR DIAGNOSTICS LABORATORY		3,516	1,005	22%	4,521
MOFFITT CANCER CENTER	6	4,274	87	2%	4,367
FORT WALTON BEACH MEDICAL CENTER		3,778	585	13%	4,363
SOUTH FLORIDA BAPTIST HOSPITAL MICRO	2	3,722	597	14%	4,321
CernerELR_Advent		3,935	380	9%	4,315
ST PETERSBURG GENERAL HOSPITAL		3,555	660	16%	4,215
HEALTHQUEST ESOTERICS		3,062	1,128	27%	4,190
MINUTECLINIC LLC		3,627	538	13%	4,165
FLORIDA HOSPITAL NORTH PINELLAS	11	3,842	294	7%	4,147
BAPTIST HEALTH SOUTH FLORIDA - DORAL URGENT CARE		3,339	753	18%	4,092
SANTA ROSA MEDICAL CENTER		3,440	632	16%	4,072
H LEE MOFFITT CANCER CENTER LABORATORY		3,990	75	2%	4,065
SYNERGY LABORATORIES	7	3,654	383	9%	4,044
ISPM LABS, LLC DBA CAPSTONE DIAGNOSTICS, LLC		3,907	105	3%	4,012
BAPTIST HEALTH SOUTH FLORIDA - WESTCHESTER URGENT CARE		3,335	657	16%	3,992
NIGHT LITE PEDIATRICS URGENT CARE	1	3,408	541	14%	3,950
CARDIOTROPIC LABS	83	3,141	724	18%	3,948
PHYSICIANS REGIONAL MEDICAL CENTER - PINE RIDGE RD	1	3,262	677	17%	3,940
BAYFRONT HEALTH - VENICE REGIONAL MEDICAL	1	3,622	292	7%	3,915
BAPTIST HEALTH SOUTH FLORIDA - PEMBROKE PINES URGENT CARE		3,275	559	15%	3,834
FLORIDA HOSPITAL Ocala		3,543	280	7%	3,823
BAYCARE COMMUNITY HEALTH		3,733	72	2%	3,805
UNIVERSITY HOSPITAL AND MEDICAL CENTER		2,928	846	22%	3,774
BAPTIST HEALTH SOUTH FLORIDA - CORAL SPRINGS URGENT CARE		3,300	454	12%	3,754
HOLIDAY CVS LLC		3,563	183	5%	3,746
EGLIN AIR FORCE BASE	8	2,702	980	27%	3,690
SOLARIS DIAGNOSTICS	4	3,325	354	10%	3,683
MEDFAST URGENT CARE CENTERS, LLC		3,167	502	14%	3,669
PUTNAM COMMUNITY MEDICAL CENTER		3,216	409	11%	3,625
CLARITY LAB SOLUTIONS LLC		3,608	4	0%	3,612
BAPTIST HEALTH - NORTH		2,800	747	21%	3,547
BAYFRONT HEALTH - PORT CHARLOTTE		3,180	290	8%	3,470
MEASE DUNEDIN HOSPITAL	4	3,175	279	8%	3,458
GENE BY GENE, GENOMICS RESEARCH CENTER LAB	37	3,242	96	3%	3,375
WESTCHESTER HOSPITAL	23	2,750	573	17%	3,346
SYNERGY DIAGNOSTIC LABORATORY	83	2,946	310	9%	3,339
PALMS OF PASADENA HOSPITAL		3,005	327	10%	3,332
ADVENTHEALTH CENTRA CARE DR PHILLIPS		3,173	151	5%	3,324
ACUTIS DIAGNOSTICS	15	2,804	481	15%	3,300
ADVENTHEALTH CENTRA CARE WINTER GARDEN		3,091	209	6%	3,300
ANGEL KIDS PEDIATRICS		3,134	130	4%	3,264
DOCTORS HOSPITAL OF SARASOTA CLINICAL LABORATORY		2,881	362	11%	3,243
RAULERSON HOSPITAL		2,741	501	15%	3,242

COVID-19: testing by laboratory

Data through Dec 17, 2020 verified as of Dec 18, 2020 at 09:25 AM

Data in this report are provisional and subject to change.

The numbers in the table below represent the number of Florida and non-Florida residents for whom test results were received by the Department of Health. A person can be tested by more than one laboratory and can have both positive and negative results. **Therefore, the sum of the numbers in each column will be larger than the total number of people tested.**

Reporting lab	Inconclusive	Negative	Positive	Percent positive	Total
MIDWAY SPECIALTY CARE CENTER DIAGNOSTICS	37	2,969	217	7%	3,223
NORTHWEST FLORIDA COMMUNITY HOSPITAL	21	2,229	917	29%	3,167
QDX PATHOLOGY SERVICES	1	2,873	270	9%	3,144
ADVENTHEALTH CENTRA CARE WINTER PARK		2,981	145	5%	3,126
MEMORIAL HOSPITAL- MIRAMAR	12	2,812	224	7%	3,048
MEDICAL DNA LABS LLC	2	2,842	192	6%	3,036
ADVENTHEALTH CENTRA CARE UNIVERSITY		2,820	138	5%	2,958
BAPTIST HEALTH SOUTH FLORIDA - CORAL GABLES (UNIVERSITY) URGENT CARE		2,598	351	12%	2,949
TWIN CITIES HOSPITAL	1	2,613	325	11%	2,939
ADVENTHEALTH CENTRA CARE HUNTERS CREEK		2,680	246	8%	2,926
BETHESDA HOSPITAL WEST		2,661	250	9%	2,911
ADVENTHEALTH CENTRA CARE ST CLOUD		2,668	227	8%	2,895
STONE CLINICAL LABORATORIES		2,789	96	3%	2,885
THE CENTER FOR URGENT CARE	3	2,316	517	18%	2,836
MEDEXPRESS URGENT CARE OF BOYNTON BEACH LLC		2,725	69	2%	2,794
BAPTIST HEALTH SOUTH FLORIDA - TAMiami TRAIL URGENT CARE		2,245	536	19%	2,781
CLINICAL REFERENCE LABORATORY	2	2,674	94	3%	2,770
PRECISION HEALTH RESOURCES LLC		2,594	174	6%	2,768
WALGREENS ORLANDO	3	2,417	320	12%	2,740
VETERANS AFFAIRS MEDICAL CENTER - ORLANDO		1,342	1,393	51%	2,735
WALGREEN CO	2	2,413	313	11%	2,728
BAPTIST HEALTH SOUTH FLORIDA - PINECREST URGENT CARE		2,377	340	13%	2,717
BAPTIST HEALTH SOUTH FLORIDA - CORAL GABLES URGENT CARE		2,305	408	15%	2,713
MEDCOMP SCIENCES LLC	29	1,319	1,363	50%	2,711
ADVENTHEALTH CENTRA CARE LEE ROAD		2,539	142	5%	2,681
ADVENTHEALTH CENTRA CARE CLERMONT		2,508	155	6%	2,663
BAYFRONT HEALTH - SEVEN RIVERS		2,455	203	8%	2,658
CENTRA CARE - WATERFORD LAKES		2,084	573	22%	2,657
SARKIS CLINICAL TRIALS		2,351	305	11%	2,656
SUNCOAST PATHOLOGY ASSOCIATES		2,446	200	8%	2,646
MINUTECLINIC LLC #3703		2,285	352	13%	2,637
ADVENTHEALTH CENTRA CARE KISSIMMEE		2,479	142	5%	2,621
BAPTIST HEALTH SOUTH FLORIDA - DAVIE URGENT CARE		2,199	393	15%	2,592
BAPTIST HEALTH SOUTH FLORIDA - WESTON URGENT CARE		2,335	256	10%	2,591
ADVENTHEALTH CENTRA CARE SANFORD		2,427	157	6%	2,584
URGENT CARE CURE	2	2,251	325	13%	2,578
ADVENTHEALTH CENTRA CARE LAKE MARY		2,438	119	5%	2,557
ADVENT HEALTH - OCALA		2,124	406	16%	2,530
MINUTECLINIC		2,236	281	11%	2,517
ASCENSION SACRED HEART - EMERALD COAST		2,130	383	15%	2,513
BAPTIST HEALTH SOUTH FLORIDA - PALMETTO BAY URGENT CARE		2,146	366	15%	2,512
CITRUS MEMORIAL HOSPITAL LABORATORY		2,206	302	12%	2,508
BAYFRONT HEALTH - BROOKSVILLE		2,196	311	12%	2,507
ADVENTHEALTH CENTRA CARE WATERFORD LAKES		2,310	188	8%	2,498
DOCTORS URGENT CARE LLC	1	2,041	448	18%	2,490
MEDEXPRESS URGENT CARE - ESTERO		2,267	179	7%	2,446

COVID-19: testing by laboratory

Data through Dec 17, 2020 verified as of Dec 18, 2020 at 09:25 AM

Data in this report are provisional and subject to change.

The numbers in the table below represent the number of Florida and non-Florida residents for whom test results were received by the Department of Health. A person can be tested by more than one laboratory and can have both positive and negative results. **Therefore, the sum of the numbers in each column will be larger than the total number of people tested.**

Reporting lab	Inconclusive	Negative	Positive	Percent positive	Total
LAKESIDE MEDICAL CENTER		1,949	493	20%	2,442
ADVENTIST HEALTH SYSTEMS, SUNBELT INC		2,318	122	5%	2,440
BAPTIST HEALTH SOUTH FLORIDA - KENDALE LAKES URGENT CARE		1,938	477	20%	2,415
MEDEXPRESS URGENT CARE HUDSON		2,152	252	10%	2,404
ADVENTHEALTH CENTRA CARE APOPKA		2,200	194	8%	2,394
BARTOW REGIONAL MEDICAL CENTER	1	2,092	291	12%	2,384
SELECT LABORATORIES - MARION COUNTY, FL LLC	3	2,215	165	7%	2,383
ENGLEWOOD COMMUNITY HOSPITAL		2,194	188	8%	2,382
PEDIATRIC HEALTH CARE ALLIANCE PA		2,191	178	8%	2,369
MEMORIAL HOSPITAL PEMBROKE	3	2,091	272	11%	2,366
ADVENTHEALTH CENTRA CARE MOUNT DORA		2,166	161	7%	2,327
AHCC WESLEY CHAPEL		2,194	133	6%	2,327
AMELIA URGENT CARE		1,464	852	37%	2,316
LEE HEALTH - COCONUT POINT CLINICAL LAB	2	1,872	433	19%	2,307
COMMUNITY HEALTH NORTHWEST FLORIDA	4	1,709	531	24%	2,244
EMPIRE CITY LABORATORIES INC	18	1,905	306	14%	2,229
SPORTS DRUG TESTING LABORATORY	38	2,111	57	3%	2,206
BMCT Molecular Diagnostics Subsection		1,833	372	17%	2,205
HOLIDAY CVS LLC DBA CVS PHARMACY #5154		2,166	39	2%	2,205
CENTRA CARE SAINT CLOUD	1	1,885	303	14%	2,189
DESOTO MEMORIAL HOSPITAL	3	1,806	365	17%	2,174
HIGHLANDS REGIONAL MEDICAL CENTER		1,732	438	20%	2,170
ADVENTHEALTH CENTRA CARE ALTAMONTE		2,041	120	6%	2,161
ADVENTHEALTH CENTRA CARE LAKELAND		2,029	120	6%	2,149
NATIONWIDE LABORATORY SERVICES INC	115	1,763	267	12%	2,145
ADVENT HEALTH - HEART OF FLORIDA ER	1	1,934	197	9%	2,132
ATLANTIS URGENT CARE	1	1,162	964	45%	2,127
ADVENTHEALTH CENTRA CARE SAND LAKE		2,033	80	4%	2,113
BAPTIST HEALTH URGENT CARE AT SAWGRASS		1,807	286	14%	2,093
BAPTIST HEALTH SOUTH FLORIDA - BRICKELL URGENT CARE		1,736	343	16%	2,079
LOWER KEYS MEDICAL CENTER		1,840	227	11%	2,067
HEALTH FIRST ADVENTHEALTH CENTRA CARE GATEWAY		1,943	101	5%	2,044
TALLAHASSEE PRIMARY CARE ASSOCIATES		1,855	167	8%	2,022
ADVENTHEALTH CENTRA CARE OVIEDO		1,845	176	9%	2,021
MEDEXPRESS URGENT CARE - WEST TAMPA		1,918	101	5%	2,019
PHYSICIANS REGIONAL MEDICAL CENTER - COLLIER BLVD	1	1,521	488	24%	2,010
ADVENTHEALTH CENTRA CARE PORT ORANGE		1,922	79	4%	2,001
PRIMEHEALTH URGENT CARE	1	1,647	343	17%	1,991
CLARITY LAB SOLUTIONS		1,734	256	13%	1,990
ADVENTHEALTH CENTRA CARE LONGWOOD		1,904	85	4%	1,989
DOC SMILEY'S URGENT CARE		1,705	247	13%	1,952
MARINERS HOSPITAL		1,772	164	8%	1,936
BAYFRONT HEALTH - PUNTA GORDA		1,827	108	6%	1,935
COMMUNITY HEALTH CENTERS OF PINELLAS INC		1,637	294	15%	1,931
MEDEXPRESS URGENT CARE - ROYAL PALM BEACH		1,847	74	4%	1,921
ADVENTHEALTH CENTRA CARE AZALEA PARK		1,775	135	7%	1,910

COVID-19: testing by laboratory

Data through Dec 17, 2020 verified as of Dec 18, 2020 at 09:25 AM

Data in this report are provisional and subject to change.

The numbers in the table below represent the number of Florida and non-Florida residents for whom test results were received by the Department of Health. A person can be tested by more than one laboratory and can have both positive and negative results. **Therefore, the sum of the numbers in each column will be larger than the total number of people tested.**

Reporting lab	Inconclusive	Negative	Positive	Percent positive	Total
BAPTIST HEALTHCARE - GULF BREEZE HOSPITAL	3	1,618	262	14%	1,883
MEDEXPRESS URGENT CARE PALM BEACH GARDENS		1,798	53	3%	1,851
PHYSICIANS STAT LAB	1	860	981	53%	1,842
TRINITY SPRINGS		1,683	157	9%	1,840
ADVENTHEALTH CENTRA CARE ORANGE LAKE		1,708	112	6%	1,820
BAPTIST HEALTH - CLAY		1,574	241	13%	1,815
HEALTH FIRST ADVENTHEALTH CENTRA CARE TITUSVILLE		1,705	89	5%	1,794
BAPTIST HEALTH EMERGENCY CENTER COUNTRY WALK	1	1,510	283	16%	1,794
LABORATORY OF FLORIDA LLC	40	1,641	112	6%	1,793
BAPTIST HEALTH - OAKLEAF		1,495	294	16%	1,789
US BIOTEK LABORATORIES	5	1,553	231	13%	1,789
PALMS MEDICAL GROUP	5	1,358	412	23%	1,775
BAYFRONT HEALTH - SPRING HILL		1,638	134	8%	1,772
ADVENT HEALTH - NEW SMYRNA		1,363	396	23%	1,759
COASTAL MED URGENT CARE		685	1,048	60%	1,733
ADVENTHEALTH CENTRA CARE LEESBURG		1,586	104	6%	1,690
PROHEALTH		703	940	57%	1,643
AHALABS		1,566	76	5%	1,642
NXGEN MDX LLC	3	1,514	125	8%	1,642
ADVENTHEALTH CENTRA CARE SOUTH ORANGE		1,531	104	6%	1,635
GENUS3		1,566	64	4%	1,630
MEDEXPRESS URGENT CARE - LAKELAND		1,516	90	6%	1,606
JW PLASTIC SURGERY		1,368	237	15%	1,605
BAPTIST HEALTH SOUTH FLORIDA - MIAMI BEACH URGENT CARE		1,373	223	14%	1,596
FLOWERS HOSPITAL		1,449	140	9%	1,589
ADVENTHEALTH PROMPT CARE	1	1,100	475	30%	1,576
MEDEXPRESS URGENT CARE - GOLDEN GATE		1,449	119	8%	1,568
SCION LAB SERVICES LLC	15	1,454	97	6%	1,566
DOCTORS TEST CENTERS		1,358	198	13%	1,556
ADVENTHEALTH CENTRA CARE COLONIAL TOWN		1,472	84	5%	1,556
EMERALD COAST URGENT CARE		1,172	380	24%	1,552
OPTEO LABORATORY		1,515	32	2%	1,547
MEDEXPRESS URGENT CARE CAPE CORAL		1,352	193	12%	1,545
TAMPA COMMUNITY HOSPITAL		1,297	246	16%	1,543
ASSOCIATED PATHOLOGISTS, LLC	3	1,276	244	16%	1,523
INDIAN RIVER MEDICAL CENTER		1,370	146	10%	1,516
HEALTH FIRST ADVENTHEALTH CENTRA CARE COCOA		1,412	73	5%	1,485
DOCTORS URGENT CARE OF LUTZ LLC	1	1,197	274	19%	1,472
PARAMOUNT URGENT CARE		690	781	53%	1,471
MICROGEN DX		1,026	439	30%	1,465
MINUTECLINIC LLC # 0709		1,251	192	13%	1,443
NCF DIAGNOSTICS & DNA TECHNOLOGIES LAB	41	1,198	182	13%	1,421
MEDFAST URGENT CARE CENTERS LLC		102	1,306	93%	1,408
PATIENTS CHOICE LABORATORIES		828	578	41%	1,406
SPARROW HEALTHCARE	2	1,182	207	15%	1,391
EMERALD COAST URGENT CARE LLC		1,074	307	22%	1,381

COVID-19: testing by laboratory

Data through Dec 17, 2020 verified as of Dec 18, 2020 at 09:25 AM

Data in this report are provisional and subject to change.

The numbers in the table below represent the number of Florida and non-Florida residents for whom test results were received by the Department of Health. A person can be tested by more than one laboratory and can have both positive and negative results. **Therefore, the sum of the numbers in each column will be larger than the total number of people tested.**

Reporting lab	Inconclusive	Negative	Positive	Percent positive	Total
UHEALTH DEERFIELD BEACH/UMSYLVESTER DEERFIELD BEACH LABORATORY	3	1,326	50	4%	1,379
EMERALD COAST URGENT CARE, LLC	1	1,045	328	24%	1,374
ASCENSION ST VINCENT'S - SOUTHSIDE		1,309	49	4%	1,358
ADVANCE MEDICAL OF NAPLES		309	1,044	77%	1,353
FLORIDA FAMILY LABORATORY, INC DBA	3	1,257	88	7%	1,348
JACKSON HOSPITAL CLINICAL LABORATORY		1,157	182	14%	1,339
ADVENTIST HEALTH SYSTEMS SUNBELT IN DBA		1,279	55	4%	1,334
BAYA PHARMACY & URGENT CARE		918	406	31%	1,324
MEDEXPRESS URGENT CARE LEHIGH ACRES		1,210	101	8%	1,311
HEALTH FIRST ADVENTHEALTH CENTRA CARE MALABAR		1,217	82	6%	1,299
NORTH SHORE LONG ISLAND JEWISH HEALTH		1,247	50	4%	1,297
MEDEXPRESS FORT MYERS		1,130	155	12%	1,285
ADVENTHEALTH CENTRA CARE KIDS LAKE MARY		1,241	43	3%	1,284
ESCAMBIA COMMUNITY CLINICS INC	4	952	318	25%	1,274
ADVENT HEALTH CENTRA CARE -WINTER PARK KIDS URGENT CARE		1,181	93	7%	1,274
MEDEXPRESS URGENT CARE - DELAND		1,183	80	6%	1,263
MARTIN HEALTH SYSTEM - ST LUCIE WEST		1,147	115	9%	1,262
HealthSentry_UHS		1,181	77	6%	1,258
FLORIDA MEDICAL CLINIC	1	727	521	42%	1,249
LABTECH DIAGNOSTIC		1,005	237	19%	1,242
MINUTECLINIC LLC #3631		1,049	181	15%	1,230
ASSURANCE SCIENTIFIC LABORATORIES	1	984	241	20%	1,226
MINUTECLINIC LLC 5852		1,034	185	15%	1,219
CLINICORE		1,124	91	7%	1,215
PREMIER URGENT CARE OF BREVARD LLC		1,009	191	16%	1,200
BARDMOOR LABORATORY	2	1,051	146	12%	1,199
ACCESS MEDICAL LABS		746	448	38%	1,194
NCH NORTHEAST	6	905	282	24%	1,193
MEDEXPRESS PORT CHARLOTTE		1,103	71	6%	1,174
MELBOURNE MEDICAL LABORATORY□	1	990	169	15%	1,160
ARCPPOINT LABS		645	511	44%	1,156
UNIVERSITY OF ALABAMA AT BIRMINGHAM		1,129	25	2%	1,154
EMERGENCY PHYSICIANS MEDICAL CENTER		245	904	79%	1,149
CAREFAST+		835	303	27%	1,138
BIOCERNA MAIN LAB	1	1,031	106	9%	1,138
PARAMOUNT URGENT CARE - WINDERMERE		736	377	34%	1,113
CAPSTONE HEALTHCARE		782	323	29%	1,105
PARAMOUNT URGENT CARE - ORLANDO		759	344	31%	1,103
MEDEXPRESS URGENT CARE - VERO BEACH		962	140	13%	1,102
IGENOMIX USA LLC	37	966	92	8%	1,095
DYNIX DIAGNOSTIX		933	155	14%	1,088
VENTURE MEDICAL OF FLORIDA LLC		977	98	9%	1,075
NYU HOSPITALS CENTER CLINICAL LABORATORIES		1,029	31	3%	1,060
PATIENTS FIRST – THOMASVILLE ROAD		935	121	11%	1,056
BAYFRONT HEALTH URGENT CARE LLC		885	162	15%	1,047
MC DIAGNOSTIC OF CONNECTICUT, PC #2220		904	137	13%	1,041

COVID-19: testing by laboratory

Data through Dec 17, 2020 verified as of Dec 18, 2020 at 09:25 AM

Data in this report are provisional and subject to change.

The numbers in the table below represent the number of Florida and non-Florida residents for whom test results were received by the Department of Health. A person can be tested by more than one laboratory and can have both positive and negative results. **Therefore, the sum of the numbers in each column will be larger than the total number of people tested.**

Reporting lab	Inconclusive	Negative	Positive	Percent positive	Total
VAVA PARTNERS LLC		436	595	58%	1,031
SHELL POINT NURSING PAVILION	1	986	33	3%	1,020
GESSLER CLINIC		572	443	44%	1,015
TEMPUS CLINICAL LABORATORY	9	886	118	12%	1,013
EPN URGENT CARE NAPLES	2	746	251	25%	999
AMELIA EXPRESS CARE		642	356	36%	998
TOM LEE COMMUNITY HEALTH CENTER		678	320	32%	998
BAPTIST HEALTH SOUTH FLORIDA - COUNTRY WALK URGENT CARE EXPRESS		871	119	12%	990
LAB24 INC	3	307	664	68%	974
ADVENT HEALTH - DADE CITY		875	97	10%	972
DONALD W ROBERTSON DO PA		732	238	25%	970
PHYSICIANS PRIMARY CARE	2	825	123	13%	950
CARENOW URGENT CARE		644	303	32%	947
RAINBOW RIVER MEDICAL LABORATORY		872	73	8%	945
COASTAL LABORATORIES		750	186	20%	936
PARRISH MEDICAL CENTER		830	106	11%	936
ADVENTHEALTH CENTRA CARE		874	59	6%	933
VRL EUROFINIS - DALLAS		913	13	1%	926
MINUTECLINIC LLC #4415		754	168	18%	922
VERITOR		810	111	12%	921
MEDEXPRESS URGENT CARE - CLEWISTON		808	111	12%	919
BAY MEDICAL CENTER SACRED HEART HEALTH SYSTEM		687	226	25%	913
MEDEXPRESS URGENT CARE CORAL SPRINGS		819	71	8%	890
NORTH FLORIDA PEDIATRICS-TALLAHASSEE		814	61	7%	875
BAPTIST HEALTH SOUTH FLORIDA - KEY BISCANE URGENT CARE EXPRESS		771	102	12%	873
PARAMOUNT URGENT CARE - OVIEDO		480	382	44%	862
ADVENTHEALTH CENTRA CARE CONWAY		757	84	10%	841
STEWART REFERENCE LABORATORY	1	539	300	36%	840
MINUTECLINIC LLC #5249		690	137	17%	827
GENE TOX WORLDWIDE	57	673	93	11%	823
FLORIDA HOSPITAL ORLANDO		743	74	9%	817
ASCENSION ST VINCENT'S - CLAY		775	29	4%	804
GENESIS LABORATORY MANAGEMENT	5	671	127	16%	803
HISTOPATHOLOGY SERVICES, LLC		711	88	11%	799
NITE LITE PEDIATRICS		228	561	71%	789
PHAROS HEALTH		622	167	21%	789
BAYFRONT HEALTH - CITRUS HILLS		674	113	14%	787
ELLENTON URGENT CARE		572	212	27%	784
LENCO MEDICAL LABORATORY		754	24	3%	778
PHARMCO RX	1	692	84	11%	777
HOLIDAY CVS LLC DBA CVSPHARMACY #5155		745	24	3%	769
ASCENSION SACRED HEART - GULF		610	151	20%	761
MACDILL AIR FORCE BASE		709	51	7%	760
PENSACOLA PEDIATRICS PA	1	661	97	13%	759
QUICK CARE MED PL	2	642	111	15%	755
MEDONE PLLC		607	143	19%	750

COVID-19: testing by laboratory

Data through Dec 17, 2020 verified as of Dec 18, 2020 at 09:25 AM

Data in this report are provisional and subject to change.

The numbers in the table below represent the number of Florida and non-Florida residents for whom test results were received by the Department of Health. A person can be tested by more than one laboratory and can have both positive and negative results. **Therefore, the sum of the numbers in each column will be larger than the total number of people tested.**

Reporting lab	Inconclusive	Negative	Positive	Percent positive	Total
LAKE WALES MEDICAL CENTER INC		667	78	10%	745
ST ANNES NURSING CENTER		727	11	1%	738
DYNIX DIAGNOSTICS	2	521	207	28%	730
PEDIATRIC HEALTH CARE ALLIANCE - NORTHDAL		674	49	7%	723
MINUTECLINIC LLC #5253		635	84	12%	719
MINUTECLINIC LLC #3463		616	103	14%	719
NONE		308	408	57%	716
DISNEY COVID TEST SITE		703	9	1%	712
LEE HEALTH CONVENIENT CARE - PAGE FIELD		592	117	17%	709
CENTRA CARE		441	267	38%	708
MINUTECLINIC LLC #5854		610	91	13%	701
DEPARTMENT OF CLINICAL LABS		689	11	2%	700
ADVENT HEALTH LAB - ORLANDO		428	272	39%	700
CAREFAST MURABELLA		501	190	27%	691
PREMIER MEDICAL LABORATORY SERVICES	1	463	221	32%	685
BAPTIST HEALTHCARE - JAY HOSPITAL		538	144	21%	682
STAGEZERO LIFE SCIENCES INC	1	628	50	7%	679
NAPLES URGENT CARE	1	430	242	36%	673
MINI ER ADULT AND PEDIATRIC URGENT CARE		574	98	15%	672
VERITAS GENETICS		653	15	2%	668
MINUTECLINIC LLC #5190		574	92	14%	666
ACCU REFERENCE MEDICAL LAB		313	350	53%	663
EUROFINS NTD, LLC		627	35	5%	662
TYNDALL AIR FORCE BASE		529	132	20%	661
VENICE REGIONAL MEDICAL CENTER		572	83	13%	655
WHITE WILSON MEDICAL CENTER		71	583	89%	654
CHARLES AIESI CONSULTING INC	1	596	57	9%	654
WILLOWBROOKE COURT AT EDGEWATER POINTE ESTATES		645	8	1%	653
SOLARIS HEALTHCARE PALATKA		645	8	1%	653
CENTRA CARE - SOUTH ORANGE		476	173	27%	649
MAVERICK LABS		456	186	29%	642
NCH HEALTHCARE SYSTEM MICROBIOLOGY LAB		1	641	100%	642
MEDEXPRESS URGENT CARE BOCA RATON		602	37	6%	639
MINI ER WATERFORD LAKES, THE		549	73	12%	622
MEDEXPRESS URGENT CARE - JAX ATLANTIC BLVD		573	46	7%	619
UHEALTH CLINIC AT WALGREENS		507	99	16%	606
PRIMARY CARE OF THE TREASURE COAST		548	58	10%	606
PATIENTS FIRST - MAHAN DRIVE		164	435	73%	599
ADVENT HEALTH CENTRA CARE - MOUNT DORA		276	316	53%	592
CVS HEALTH		426	161	27%	587
BAPTIST HEALTH - MD ANDERSON CANCER CENTER		582	4	1%	586
MINUTECLINIC LLC #7886		533	53	9%	586
ACCESS POINT HEALTHCARE URGENT & PRIMARY CARE		459	122	21%	581
COASTAL PEDIATRIC GROUP		513	67	12%	580
INTERLACHEN PEDIATRICS		551	29	5%	580
ED FRASER MEMORIAL HOSPITAL		458	120	21%	578

COVID-19: testing by laboratory

Data through Dec 17, 2020 verified as of Dec 18, 2020 at 09:25 AM

Data in this report are provisional and subject to change.

The numbers in the table below represent the number of Florida and non-Florida residents for whom test results were received by the Department of Health. A person can be tested by more than one laboratory and can have both positive and negative results. **Therefore, the sum of the numbers in each column will be larger than the total number of people tested.**

Reporting lab	Inconclusive	Negative	Positive	Percent positive	Total
THE HEALTH CENTER OF PLANT CITY		570	7	1%	577
ADVENT HEALTH CENTRA CARE - WATERFORD LAKES		481	94	16%	575
POINT OF CARE TESTING SITE		549	23	4%	572
DOCTOR'S MEMORIAL HOSPITAL		447	120	21%	567
PARAMOUNT URGENT CARE VILLAGES		335	231	41%	566
Victoria Nursing and Rehabilitation Center		537	29	5%	566
FLAGLER HOSPITAL	8	29	527	93%	564
MINUTECLINIC, LLC DBA MINUTECLINIC #4717		550	12	2%	562
VITAS HEALTHCARE CORPORATION OF FLA		553	3	1%	556
FLORIDA COMMUNITY HEALTH CENTER		481	71	13%	552
VITAE DIAGNOSTICS		534	13	2%	547
PHYSICIAN ASSOCIATES		499	48	9%	547
Tampa Lakes Health and Rehabilitation Center	2	480	64	12%	546
DOC SMILEYS URGENT CARE LLC		434	109	20%	543
VETERANS AFFAIRS MEDICAL CENTER - JAMES A HALEY			537	100%	537
MANOR PINES CONVALESCENT CENTER LLC	1	519	11	2%	531
PALACE NURSING HOME & REHAB CENTER		528	2	0%	530
NCF DIAGNOSTICS & DNA TECHNOLOGIES	15	195	318	60%	528
MINUTECLINIC LLC #5069		462	64	12%	526
HOLMES REGIONAL MEDICAL CENTER		5	519	99%	524
UNIVERSITY OF WEST FLORIDA STUDENT HEALTH SERVICES		431	92	18%	523
MOUNT SINAI LABORATORY		504	19	4%	523
HOLY CROSS HOSPITAL LABORATORY			523	100%	523
ECCOLAB GROUP	1	143	378	72%	522
SOUTHEAST ALABAMA MEDICAL CENT		470	47	9%	517
BAPTIST HEALTH EMERGENCY CENTER AT WEST CORAL WAY		399	116	23%	515
TENNESSEE DOH - NASHVILLE	2	451	56	11%	509
SHORELINE PHYSICIAN GROUP		333	175	34%	508
Community_Health		408	100	20%	508
SANTA ROSA MEDICAL GROUP		423	83	16%	506
The Sands at South Beach		501	4	1%	505
ST JOHN'S NURSING CENTER		493	8	2%	501
MOLECULAR INFECTIOUS DISEASES		492	7	1%	499
ADDICTION LABS OF AMERICA	2	457	39	8%	498
LEE COUNTY EMERGENCY MEDICAL SERVICE		440	54	11%	494
CLINICAL PATHOLOGY LABS		386	105	21%	491
JOHN KNOX VILLAGE HEALTH CENTER		482	7	1%	489
GULF COAST MOLECULAR LABORATORIES	11	405	72	15%	488
AMELIA EXPRESS CARE LLC		430	55	11%	485
SEBASTIAN RIVER MEDICAL CENTER	2	380	100	21%	482
DAVITA LABORATORY		426	54	11%	480
BROWNWOOD CARE CENTER		424	55	11%	479
KENDALL HEALTHCARE PROPERTIES DBA	2	465	11	2%	478
VILLA MARIA NURSING & REHAB CENTER INC	1	466	11	2%	478
VETERANS AFFAIRS MEDICAL CENTER - BAY PINES		16	457	97%	473
GULF COAST VILLAGE		446	22	5%	468

COVID-19: testing by laboratory

Data through Dec 17, 2020 verified as of Dec 18, 2020 at 09:25 AM

Data in this report are provisional and subject to change.

The numbers in the table below represent the number of Florida and non-Florida residents for whom test results were received by the Department of Health. A person can be tested by more than one laboratory and can have both positive and negative results. **Therefore, the sum of the numbers in each column will be larger than the total number of people tested.**

Reporting lab	Inconclusive	Negative	Positive	Percent positive	Total
TREE HOUSE PEDIATRICS PLLC		425	42	9%	467
CLARITY LABS		394	62	14%	456
GOLDEN GLADES NURSING & REHABILITATION CTR		449	6	1%	455
INTEGRITY LABORATORIES, LLC	1	356	97	21%	454
COVANCE CLINICAL RESEARCH UNIT INC		445	7	2%	452
MID-FLORIDA PATHOLOGY		358	94	21%	452
NORTH OKALOOSA MEDICAL CENTER		257	195	43%	452
JACKSON MEMORIAL LONG TERM CARE CENTER		436	10	2%	446
KEYS AHEC SCHOOL MEDICAL CLINIC	6	384	55	12%	445
COASTAL URGENT CARE		371	72	16%	443
MEDICAL FP - WHOLE FAMILY HEALTH CENTER		390	52	12%	442
LIFE CARE CENTER OF HILLIARD		433	7	2%	440
PRIMARY CARE SERVICES AT INDIAN RIVER ESTATES		432	5	1%	437
TACACHALE CLINICAL LABORATORY		422	14	3%	436
NORTH FLORIDA PEDIATRICS - LAKE CITY		310	126	29%	436
NORTH SHORE LIJ URGENT CARE PC		418	17	4%	435
PALM GARDEN OF PORT SAINT LUCIE		430	4	1%	434
MEMORIAL PEMBROKE 24/7 CARE CENTER		332	102	24%	434
DR G'S URGENT CARE		376	55	13%	431
C.W. BILL YOUNG VA MEDICAL CENTER		17	414	96%	431
AVECINA MEDICAL JULINGTON	1	240	189	44%	430
OPTUM LABS LLC		341	88	21%	429
CLEWISTON NURSING AND REHABILITATION CENTER		425	4	1%	429
LABORATORY SPECIALISTS OF MICHIGAN		266	159	37%	425
SMA SPECIALTY MEDICAL LAB		115	310	73%	425
NEW YORK HOSPITAL LABORATORIES	1	412	11	3%	424
WOODLANDS MEDICAL SPECIALISTS		331	89	21%	420
GARCIA CLINICAL LABORATORY		28	390	93%	418
JACKSON MEMORIAL PERDUE MEDICAL CENTER		402	13	3%	415
RIVER GARDEN HEBREW HOME FOR THE AGED		370	42	10%	412
CONSULATE HEALTHCARE OF VERO BEACH	12	381	17	4%	410
THERADOC		152	258	63%	410
CONSULATE HEALTH CARE OF NEW PORT RICHEY		405	5	1%	410
FLO-MEDILAB SERVICES		186	222	54%	408
NEW PLANT CITY FAMILY CARE	1	214	190	47%	405
Signature HealthCare Center of Waterford		395	10	2%	405
FOUNTAIN MANOR HEALTH AND REHAB CENTER	1	396	8	2%	405
ENZO CLINICAL LABS INC	1	390	12	3%	403
LEHIGH REGIONAL MEDICAL CENTER LAB		365	38	9%	403
ANY LAB TEST NOW	1	285	115	29%	401
MINUTECLINIC LLC #3705		356	42	11%	398
TIDE LABORATORIES		355	42	11%	397
ADVENT HEALTH CENTRA CARE - WINTER PARK		257	138	35%	395
MINI ER AND URGENT CARE		289	105	27%	394
Southern Oaks Care Center	1	386	6	2%	393
VETERANS AFFAIRS MEDICAL CENTER		40	351	90%	391

COVID-19: testing by laboratory

Data through Dec 17, 2020 verified as of Dec 18, 2020 at 09:25 AM

Data in this report are provisional and subject to change.

The numbers in the table below represent the number of Florida and non-Florida residents for whom test results were received by the Department of Health. A person can be tested by more than one laboratory and can have both positive and negative results. **Therefore, the sum of the numbers in each column will be larger than the total number of people tested.**

Reporting lab	Inconclusive	Negative	Positive	Percent positive	Total
Good Samaritan Society Kissimmee Village		343	47	12%	390
ADVENT HEALTH CENTRA CARE - PORT ORANGE		29	360	93%	389
BARBER		13	376	97%	389
EMERALD SHORES HEALTH AND REHABILITATION		334	54	14%	388
FISHERMENS HOSPITAL CLINICAL LAB		359	29	7%	388
EDEN SPRINGS NURSING AND REHAB CENTER		360	28	7%	388
PRIMEHEALTH URGENT CARE INC		323	64	17%	387
SPECTOR SCIENTIFIC LAB	1	188	197	51%	386
PALM GARDEN OF VERO BEACH		366	19	5%	385
GENEIQ		365	20	5%	385
ST CLOUD REGIONAL MEDICAL CENTER CLINICAL LAB		336	47	12%	383
NORTH FLORIDA PEDIATRICS PA - SUWANNEE		307	76	20%	383
MARION E FETHER MEDICAL CENTER, THE		352	29	8%	381
THE PRESERVE		376	2	1%	378
BAYA PHARMACY WEST		8	368	98%	376
HILLCREST HEALTH CARE & REHABILITATION CENTER		367	8	2%	375
MANOR AT CARPENTERS		351	21	6%	372
LIFE CARE CENTER OF ORANGE PARK		367	4	1%	371
MEDONE URGENT CARE CENTER		149	222	60%	371
HENDRY REGIONAL MEDICAL CENTER		107	263	71%	370
NEW YORK PRESBYTERIAN - CUMC CLINICAL		349	15	4%	364
URGENT CARE BETHESDA	1	312	51	14%	364
ADVENT HEALTH - TAMPA		148	216	59%	364
FORT MYERS INTERNAL MEDICINE, LLC		334	29	8%	363
MEDICAL VB		296	66	18%	362
NCH HEALTHCARE BONITA		262	97	27%	359
LAUDERDALE NURSING CENTER LLC	1	353	3	1%	357
BOND URGENT CARE LLC		263	93	26%	356
MIAMI JEWISH HEALTH SYSTEMS		352	4	1%	356
The Manor at Blue Water Bay		336	20	6%	356
MYTEST DIAGNOSTICS		335	21	6%	356
INFORM DIAGNOSTICS		349	6	2%	355
WILLOW BROOKE COURT AT INDIAN RIVER ESTATES		325	30	8%	355
HEALTH CENTER AT BRENTWOOD	1	341	12	3%	354
Colonial Lakes Health Care		349	4	1%	353
Plantation Bay Rehabilitation Center		347	6	2%	353
NAVAL HOSPITAL - JACKSONVILLE		41	311	88%	352
BAYSHORE DIAGNOSTICS		309	40	11%	349
VALENCIA HILLS HEALTH AND REHABILITATION CENTER		342	7	2%	349
SANFORD LABORATORIES		325	23	7%	348
WEST GABLES HEALTH CARE CENTER		340	8	2%	348
Crestview Rehabilitation Center	1	222	123	36%	346
Point of Care Testing	1	105	240	69%	346
FLORIDA DEPARTMENT OF HEALTH IN POLK COUNTY	2	277	66	19%	345
Palm Garden of Ocala		329	16	5%	345
PRIMARY CARE SERVICES AT ST ANDREWS ESTATES		344			344

COVID-19: testing by laboratory

Data through Dec 17, 2020 verified as of Dec 18, 2020 at 09:25 AM

Data in this report are provisional and subject to change.

The numbers in the table below represent the number of Florida and non-Florida residents for whom test results were received by the Department of Health. A person can be tested by more than one laboratory and can have both positive and negative results. **Therefore, the sum of the numbers in each column will be larger than the total number of people tested.**

Reporting lab	Inconclusive	Negative	Positive	Percent positive	Total
HARTS HARBOR HEALTH CARE CENTER		342	2	1%	344
LIFE CARE CENTER OF NEW PORT RICHEY		319	25	7%	344
MOORINGS PARK INSTITUTE, INC, THE		334	9	3%	343
KETAMINE HEALTH CENTERS LLC		315	27	8%	342
PENSACOLA PEDIATRICS	1	251	88	26%	340
ST ANDREWS BAY SKILLED NURSING &		336	3	1%	339
SELECT REFERENCE LABORATORIES, LLC	1	326	12	4%	339
THE PALACE AT HOMESTEAD		330	6	2%	336
GENESIS DIAGNOSTICS		234	101	30%	335
Williston Care Center		334	1	0%	335
ADVENT HEALTH CENTRA CARE - LAKE MARY		86	248	74%	334
MY CLINICAL LAB		223	108	33%	331
BALDOMERO LOPEZ STATE VETERANS NURSING HOME	2	327	1	0%	330
VETERANS AFFAIRS MEDICAL CENTER - GAINESVILLE		2	327	99%	329
FIU-HEALTH AUXILIARY LABORATORY		302	26	8%	328
VRL EUROFINIS		317	10	3%	327
LIFE CARE CENTER OF PENSACOLA		322	5	2%	327
MED FAST URGENT CARE CENTER		78	249	76%	327
BALDWIN PEDIATRICS	1	310	16	5%	327
USAFSAM/PHE		173	150	46%	323
MEDONE URGENT CARE AT ST. AUGUSTINE		111	212	66%	323
FAIR HAVENS CENTER, OPCO		318	4	1%	322
SANTA ROSA CENTER FOR REHABILITATION AND HEALING		300	22	7%	322
UR MEDICINE LABS- CENTRAL LABORATORY		309	11	3%	320
NORTH FLORIDA REHABILITATION & SPECIALTY CARE		317	2	1%	319
CREEKSIDE CARE CENTER		257	61	19%	318
MIDWAY SPECIALTY CARE CENTER	3	202	113	36%	318
INDIAN RIVER CTR, LLC		288	28	9%	316
CLIFFORD CHESTER SIMS STATE VETERANS		311	5	2%	316
FERNANDINA BEACH REHAB AND NURSING	1	313	1	0%	315
HARBOUR HEALTH CENTER		308	4	1%	312
HMA SANTA ROSA MEDICAL CENTER LLC DBA		251	61	20%	312
PALM HARBOR PHARMACY		262	49	16%	311
SOLARIS HEALTHCARE CHARLOTTE HARBOR		296	14	5%	310
DOH - INDIAN RIVER		264	46	15%	310
MINUTECLINIC LLC # 3579		274	36	12%	310
PEDIATRIC HEALTHCARE ALLIANCE PA		282	27	9%	309
Stacey Health Care Centers Inc. dba Riverside Care Center		294	14	5%	308
MINUTECLINIC LLC # 0514		284	24	8%	308
ADVENT HEALTH CENTRA CARE - LEESBURG		13	295	96%	308
PARKLANDS FACILITY INC	2	303	2	1%	307
GENESIS MEDICAL LABORATORY MIAMI FL.		83	224	73%	307
MEDSCAN LABORATORY INC	1	161	143	47%	305
VILLAGE AT VIENNA SQUARE,THE	6	294	5	2%	305
RUSKIN HEALTH CENTER		196	109	36%	305
SIPARADIGM, DIAGNOSTIC INFORMATICS		273	31	10%	304

COVID-19: testing by laboratory

Data through Dec 17, 2020 verified as of Dec 18, 2020 at 09:25 AM

Data in this report are provisional and subject to change.

The numbers in the table below represent the number of Florida and non-Florida residents for whom test results were received by the Department of Health. A person can be tested by more than one laboratory and can have both positive and negative results. **Therefore, the sum of the numbers in each column will be larger than the total number of people tested.**

Reporting lab	Inconclusive	Negative	Positive	Percent positive	Total
MINUTECLINIC LLC #3662		276	28	9%	304
SIGNATURE HEALTHCARE OF BROOKWOOD GARDENS		304			304
PATIENTS FIRST LAKE ELLA MEDICAL CENTER		271	32	11%	303
MEDEXPRESS LUTZ		3	299	99%	302
CITRUS NURSING CENTER LLC		288	14	5%	302
PALM GARDEN OF JACKSONVILLE	2	288	9	3%	299
ETHOS WELLNESS PHARMACY		274	24	8%	298
CORE DIAGNOSTIC LABORATORIES LLC		220	78	26%	298
GROWING TOGETHER PEDIATRICS LLC		277	21	7%	298
ADVENT HEALTH CENTRA CARE - TITUSVILLE		56	241	81%	297
MINUTECLINIC LLC #5214		273	24	8%	297
FLORIDA HOSPITAL MEDICAL GROUP		240	57	19%	297
FLORIDA HOSPITAL WAUCHULA		195	101	34%	296
BUENA VISTA URGENT CARE		264	32	11%	296
ABBEY DELRAY		294	2	1%	296
NSPIRE HEALTHCARE MIAMI LAKES	3	281	9	3%	293
DOCTORS CENTER,THE		232	61	21%	293
CORAL TRACE HEALTH CARE	1	290	1	0%	292
PARAMOUNT URGENT CARE INC		133	159	54%	292
TREASURE COAST COMMUNITY HEALTH	3	261	27	9%	291
NORTHWEST MEDICAL CENTER CLINICAL LABORATORY		175	116	40%	291
BLOUNTSTOWN REHABILITATION CENTER LLC		208	83	29%	291
MINUTECLINIC LLC, #10357		290	1	0%	291
AUBURN UNIVERSITY MEDICAL CLINIC		227	62	21%	289
ADVENT HEALTH CENTRA CARE - PALM COAST		36	253	88%	289
PALMETTO SUBACUTE CARE CENTER		282	7	2%	289
CORAL BAY HEALTHCARE AND REHABILITATION	1	285	3	1%	289
PROHEALTH MEDICAL CLINIC		61	226	79%	287
MINUTE CLINIC LLC		243	44	15%	287
MANOR CARE HEALTH SERVICES - FT MYERS		280	5	2%	285
ARCPPOINT LABS OF CORAL SPRINGS FL		262	23	8%	285
SPECIALTY HEALTH AND REHABILITATION CENTER		260	23	8%	283
PROJECT HEALTH, INC SUMTERVILLE	5	248	29	10%	282
LAKELAND REGIONAL HEALTH SYSTEMS INC		16	266	94%	282
BOCA BIOLISTICS REFERENCE LABORATORY	2	185	94	33%	281
LIFE CARE CENTER OF OCALA		277	3	1%	280
MANOR OAKS NURSING & REHAB CENTER	1	277	1	0%	279
NORTHEAST FLORIDA NEUROLOGY CLINICS, INC		245	33	12%	278
MAYFLOWER ASSISTED LIVING		277	1	0%	278
PRUITT HEALTH-SANTA ROSA		275	2	1%	277
LIFEBRITE	1	117	159	57%	277
CITY MEDICAL OF NEW JERSEY, PC		252	24	9%	276
MEDFAST URGENT CARE CENTERS		8	268	97%	276
BIOCEPT		259	16	6%	275
HOLMES REG MED CENTER CLINICAL LAB		230	44	16%	274
WESTCHESTER GARDENS LIMITED PARTNERSHIP		268	5	2%	273

COVID-19: testing by laboratory

Data through Dec 17, 2020 verified as of Dec 18, 2020 at 09:25 AM

Data in this report are provisional and subject to change.

The numbers in the table below represent the number of Florida and non-Florida residents for whom test results were received by the Department of Health. A person can be tested by more than one laboratory and can have both positive and negative results. **Therefore, the sum of the numbers in each column will be larger than the total number of people tested.**

Reporting lab	Inconclusive	Negative	Positive	Percent positive	Total
PARAMOUNT URGENT CARE - CLERMONT		153	120	44%	273
ADVENTHEALTH EXPRESS CARE		151	121	44%	272
FAST TRACK URGENT CARE CENTER		1	271	100%	272
Life Care Center at Wells Crossing		258	14	5%	272
RICARDO NAVARRO DO PA		251	20	7%	271
LAKELAND REGIONAL HEALTH - PWC/OB		35	235	87%	270
MINUTECLINIC LLC #1055		218	50	19%	268
PEDIATRICS OF CENTRAL FLORIDA PA	7	243	18	7%	268
HAINES CITY REHABILITATION AND NURSING CENTER		264	4	1%	268
MEDFAST URGENT CARE CENTER		82	186	69%	268
PHYSICIANS REGIONAL WALK-IN		184	83	31%	267
BRIDGEWATER PARK HEALTH AND REHAB		257	9	3%	266
DELTONA HEALTH CARE		246	20	8%	266
Quest Diag Unspecifd		173	93	35%	266
NORTH FLORIDA PEDIATRICS PA		238	28	11%	266
FLORIDA HOSPITAL HEARTLAND MED CTR LAKE PLACID		198	68	26%	266
MINUTECLINIC LLC #7887		242	24	9%	266
AURORA DIAGNOSTICS BERNHARDT LABORATORIES PATHOLOGY SERVICE		190	71	27%	261
CLIFFORD CHESTER SIMS VA NURSING HOME		251	8	3%	259
MINUTECLINIC LLC #1771		234	25	10%	259
ARCPPOINTS LABS		232	27	10%	259
CONSULATE HEALTHCARE OF KISSIMMEE		247	12	5%	259
FLORIDA WOMAN CARE LABORATORY LLC		232	26	10%	258
VETERANS AFFAIRS MEDICAL CENTER - LAKE CITY		52	205	80%	257
AVELLINO LAB USA, INC	1	248	8	3%	257
ADVENT HEALTH - CELEBRATION		245	12	5%	257
GOLDEN GATE FAMILY CLINIC		63	191	75%	254
ASCEND CLINICAL	2	232	20	8%	254
APP-UNIPATH, LLC	1	244	9	4%	254
BIOCERNA LLC	8	188	57	23%	253
QUALITOX LABORATORIES		105	147	58%	252
SPRINGTREE REHAB & HEALTH CARE CENTER		246	6	2%	252
BAPTIST PRIMARY CARE	2	203	47	19%	252
NORTH PINELLAS STATMED QUICK QUALITY CLINICS		159	92	37%	251
BOND AND STEELE CLINIC PA		126	122	49%	248
MAIN STREET MEDICAL CENTER		9	239	96%	248
PALMS OF SEBRING		233	14	6%	247
KEY WEST HEALTH AND REHAB	1	242	4	2%	247
SHELL POINT VILLAGE MEDICAL CENTER		246			246
EAST LAKE PEDIATRICS		197	49	20%	246
MARTIN MEMORIAL MEDICAL CENTER LAB		128	118	48%	246
Timberridge Center for Rehabilitation and Healing		222	23	9%	245
FLORIDA GULF COAST UNIVERSITY		99	146	60%	245
MINUTECLINIC, LLC (CLINIC 10699)		212	32	13%	244
CYPRESS VILLAGE		234	10	4%	244
ST JUDE CHILDREN'S RESEARCH HOSPITAL		231	12	5%	243

COVID-19: testing by laboratory

Data through Dec 17, 2020 verified as of Dec 18, 2020 at 09:25 AM

Data in this report are provisional and subject to change.

The numbers in the table below represent the number of Florida and non-Florida residents for whom test results were received by the Department of Health. A person can be tested by more than one laboratory and can have both positive and negative results. **Therefore, the sum of the numbers in each column will be larger than the total number of people tested.**

Reporting lab	Inconclusive	Negative	Positive	Percent positive	Total
ROSEWOOD HEALTHCARE & REHABILITATION CENTER		239	4	2%	243
CONSULATE HEALTH CARE OF SAFETY HARBOR		238	4	2%	242
PALM GARDEN OF GAINESVILLE	2	238	2	1%	242
FAMILY HEALTH CENTERS OF SWF LABS	1	203	38	16%	242
MINUTECLINIC LLC # 3686		212	29	12%	241
GOOD SAMARITAN		236	4	2%	240
OCEAN VIEW NURSING AND REHAB CENTER		227	10	4%	237
HOMESTEAD MANOR		213	24	10%	237
SHORE ACRES CARE CENTER		228	8	3%	236
MINUTECLINIC LLC #1821		216	20	8%	236
MIDWAY SPECIALTY CARE CENTER		135	101	43%	236
MALABAR/ADVENT CENTRA CARE		47	188	80%	235
SOLARIS HEALTHCARE PARKWAY	1	232	2	1%	235
DIAMOND RIDGE HEALTH AND REHABILITATION CENTER		222	13	6%	235
24 HOUR PEDIATRIC CARE CENTER	1	217	17	7%	235
URGENT CARE OF THE PALM BEACHES		2	233	99%	235
Marshall Health and Rehabilitation Center		232	2	1%	234
ROLLINS COLLEGE WELLNESS CENTER		92	142	61%	234
ADVENT HEALTH CENTRA CARE - UNIVERSITY	1	94	139	59%	234
MINUTECLINIC LLC #7173		213	20	9%	233
MEMPHIS PATHOLOGY LABORATORY	4	212	17	7%	233
GOOD SAMARITAN SOCIETY-DAYTONA		231	2	1%	233
MINUTECLINIC LLC #3671		207	24	10%	231
PALM BAY HOSPITAL CLINICAL LABORATORY		87	143	62%	230
BROWARD NURSING & REHABILITATION CTR	8	219	2	1%	229
ADVENT HEALTH CENTRA CARE - ALTAMONTE SPRINGS		136	93	41%	229
renaissance health and rehabilitation center		227	2	1%	229
BENTON PEDIATRICS INC		208	21	9%	229
OAK HAMMOCK AT THE UNIVERSITY OF FLORIDA		223	6	3%	229
FAIRWAY OAKS CENTER LLC	5	219	4	2%	228
SPRING HILL HEALTH AND REHABILITATION CENTER		215	13	6%	228
VILLAGE DOCTORS FAMILY MEDICAL CENTER OF		184	44	19%	228
Vi at Lakeside Village Skilled Nursing		226	2	1%	228
GANDY CROSSING CARE CENTER	1	216	11	5%	228
REGENTS PARK AT AVENTURA		221	6	3%	227
Cypress Cove Care Center		161	64	28%	225
MANOR CARE NURSING CENTER OF SARASOTA FL LLC		220	5	2%	225
ROSEWOOD HEALTH AND REHABILITATION CENTER		220	5	2%	225
VITAS LUTHERAN TOWERS INPATIENT PROGRAM		220	4	2%	224
LEHIGH VALLEY GENOMICS			224	100%	224
MINUTECLINIC LLC #3635		205	19	8%	224
LAKE EUSTIS HEALTH AND REHABILITATION CENTER		224			224
LYNN HAVEN SPORTS COMPLEX-WALKON CLINIC		20	203	91%	223
ELLENTON PEDIATRICS		206	17	8%	223
HARDEE MANOR HEALTH CARE CENTER	1	218	2	1%	221
TAMARAC REHABILITATION & HEALTH CENTER		221			221

COVID-19: testing by laboratory

Data through Dec 17, 2020 verified as of Dec 18, 2020 at 09:25 AM

Data in this report are provisional and subject to change.

The numbers in the table below represent the number of Florida and non-Florida residents for whom test results were received by the Department of Health. A person can be tested by more than one laboratory and can have both positive and negative results. **Therefore, the sum of the numbers in each column will be larger than the total number of people tested.**

Reporting lab	Inconclusive	Negative	Positive	Percent positive	Total
HERON POINTE HEALTH AND REHABILITATION	1	220			221
FL HUD DESTIN, LLC D/B/A GRAND BOULEVARD HEALTH		196	24	11%	220
BAY VILLAGE OF SARASOTA INC		218	2	1%	220
JACKSONVILLE BEACH PEDIATRIC CARE CENTER □		199	21	10%	220
INTELEX LABS, LLC		214	5	2%	219
MANDARIN PEDIATRICS		208	11	5%	219
Bay Breeze Senior Living and Rehabilitation Center		181	38	17%	219
CLARIDGE HOUSE NURSING CENTER		210	9	4%	219
MANORCARE HEALTH SERVICES - VENICE		176	43	20%	219
BUFFALO CROSSING HEALTHCARE & REHABILITATION CTR		213	5	2%	218
THE MANOR AT CARPENTERS		185	32	15%	217
LAKE PORT SQUARE		200	15	7%	215
CHIPOLA HEALTH AND REHAB		202	11	5%	213
KISSIMMEE FACILITY OPERATIONS LLC		207	6	3%	213
ADVENT HEALTH CENTRA CARE - ORMOND BEACH		68	145	68%	213
Boynton Beach Rehabilitation Center	2	209	1	0%	212
POCONO MEDICAL CENTER		212			212
ST. CLOUD REGIONAL MEDICAL CENTER		199	13	6%	212
SUNRISE DIAGNOSTIC LABORATORY		158	53	25%	211
LUTHERAN HAVEN		208	3	1%	211
BLOCK, NATION, CHASE, AND SMOLEN FAMILY MEDICINE		157	54	26%	211
PARKS HEALTHCARE & REHABILITATION CTR	4	205	1	0%	210
PROTEUS MOLECULAR AND CLINICAL LAB	1	144	64	31%	209
ROSEN MEDICAL CENTER		188	21	10%	209
THE PALACE MANAGEMENT - THE PALACE AT CORAL GABLES		209			209
The Palace Nursing and Rehabilitation Center		209			209
READY RESPONDERS FLORIDA, PLLC		178	30	14%	208
BUREAU OF CLINICAL LABORATORIES		172	36	17%	208
CONSULATE HEALTH CARE OF WINTER HAVEN		207			207
Sunset Point Center		204	2	1%	206
COMMUNITY HEALTH CENTERS OF PINELLAS, INC.		3	203	99%	206
SUWANNEE HEALTH AND REHABILITATION CENTER		203	2	1%	205
TUSKAWILLA NURSING AND REHAB CENTER	2	198	4	2%	204
LIFE CARE PONTE VEDRA INC		202	2	1%	204
MEDRITE MEDICAL CARE, PC	90	98	15	7%	203
PRO CLINIC		159	44	22%	203
LabCorp (Non-Interfaced)	1	106	96	47%	203
TGH		1	202	100%	203
Premier Place at The Glenview		197	6	3%	203
POLK COUNTY HEALTH DEPARTMENT		178	24	12%	202
HEALTHY STEPS PEDIATRICS		182	20	10%	202
Governors Creek Health and Rehabilitation	1	198	2	1%	201
GATEWAY/ADVENT CENTRA CARE		13	188	94%	201
HOMESTEAD VILLAGE		198	3	1%	201
VAMC WEST PALM LAB		5	196	98%	201
ASAP LAB LLC		108	93	46%	201

COVID-19: testing by laboratory

Data through Dec 17, 2020 verified as of Dec 18, 2020 at 09:25 AM

Data in this report are provisional and subject to change.

The numbers in the table below represent the number of Florida and non-Florida residents for whom test results were received by the Department of Health. A person can be tested by more than one laboratory and can have both positive and negative results. **Therefore, the sum of the numbers in each column will be larger than the total number of people tested.**

Reporting lab	Inconclusive	Negative	Positive	Percent positive	Total
MICHAEL A MIDDLETON MD PA□		192	8	4%	200
Destin Healthcare and Rehabilitation Center	1	196	3	2%	200
LAKE PARK OF MADISON		197	3	2%	200
PruittHealth Santa Rosa		195	5	3%	200
Solaris HealthCare Windermere		195	5	3%	200
HEALTH FIRST - HOLMES REGIONAL MEDICAL CENTER		32	167	84%	199
ARCHER HEALTH VENTURES, LLC		187	12	6%	199
ORANGE COUNTY HEALTH DEPT		191	8	4%	199
Taylor Care Center		197	2	1%	199
BAYA POINTE NURSING AND REHABILITATION		116	83	42%	199
PATHGROUP LABS LLC		94	104	53%	198
BLUE MED CONSULTANTS		191	7	4%	198
CAPE CANAVERAL HOSPITAL		68	130	66%	198
FULGENT GENETICS	2	161	35	18%	198
FAST TRACK URGENT CARE CENTER - CARROLLWOOD		1	197	99%	198
BREVARD HEALTH ALLIANCE		63	133	68%	196
FLAGLER COUNTY HEALTH DEPARTMENT		167	29	15%	196
SABAL PALMS HEALTH AND REHAB		156	39	20%	195
PALM GARDEN OF TAMPA		193	2	1%	195
FLORIDA CLINICAL LABORATORY-BIOREFERENCE LABORATORIES		63	132	68%	195
Glades West Rehabilitation and Nursing Center		193	1	1%	194
TIERRA PINES CENTER		186	8	4%	194
MINUTECLINIC LLC #476		166	27	14%	193
CONSULATE HEALTH CARE OF BAYONET POINT	3	186	4	2%	193
MEDICAL CENTER CLINIC-IMMEDIATE CARE	1	157	35	18%	193
GRAND COURT TAMPA		192	1	1%	193
PALM GARDEN OF AVENTURA		192	1	1%	193
XYZ LABORATORY	2	172	17	9%	191
HOPE HOSPICE AND COMMUNITY SERVICES INC	5	182	4	2%	191
MINUTECLINIC LLC #3291		169	22	12%	191
MEDIPATH		5	185	97%	190
ST JAMES HEALTH AND REHABILITATION CENTER		185	5	3%	190
HEATHER HILL HEALTHCARE CENTER		170	19	10%	189
W FRANK WELLS NURSING HOME		168	21	11%	189
EAST LAKE PEDIATRICS PA		176	13	7%	189
MIAMI JEWISH HEALTH SYSTEMS, INC	1	180	7	4%	188
Consulate Health Care of North Fort Myers		182	6	3%	188
ABBOTT LABORATORIES		142	46	24%	188
DOCTORS MEMORIAL FAMILY MEDICINE	2	126	59	32%	187
HEALTH LINK DIAGNOSTIC LABORATORIES		182	5	3%	187
CARRINGTON PLACE OF ST PETE LLC		186	1	1%	187
PHYSICIANS PRIMARY CARE LAB		154	33	18%	187
RULEME CENTER	1	181	4	2%	186
PLANTATION NURSING & REHAB CENTER		186			186
STARKE FAMILY MEDICAL CENTER		151	34	18%	185
TREASURE COAST MEDICAL ASSOCIATES INC		141	44	24%	185

COVID-19: testing by laboratory

Data through Dec 17, 2020 verified as of Dec 18, 2020 at 09:25 AM

Data in this report are provisional and subject to change.

The numbers in the table below represent the number of Florida and non-Florida residents for whom test results were received by the Department of Health. A person can be tested by more than one laboratory and can have both positive and negative results. **Therefore, the sum of the numbers in each column will be larger than the total number of people tested.**

Reporting lab	Inconclusive	Negative	Positive	Percent positive	Total
ST. JAMES BAY HEALTH AND REHABILITATION CENTER		183	1	1%	184
SIGNATURE HEALTHCARE AT THE COURTYARD		138	45	25%	183
NEO GENOMICS - FORT MYERS	1	178	4	2%	183
FLORIDA DEPARTMENT OF HEALTH		160	23	13%	183
HARDEE COUNTY HEALTH DEPARTMENT		146	37	20%	183
ADVENT HEALTH CENTRA CARE - COLONIAL TOWN		135	48	26%	183
WOMEN'S CARE FLORIDA LABORATORY		178	5	3%	183
PALM GARDEN OF CLEARWATER		177	5	3%	182
VITAS HEALTHCARE CORP OF CENTRAL FL		179	3	2%	182
PruittHealth Panama City		177	5	3%	182
USA HEALTH UNIVERSITY HOSPITAL CLINICAL LABORATORY	1	179	2	1%	182
SIGNATURE HEALTHCARE OF NORTH FLORIDA		179	2	1%	181
ADVENTHEALTH MEDICAL GROUP PROMPT CARE		146	35	19%	181
PCB CLINIC		136	45	25%	181
BAY TREE CARE AND REHABILITATION CENTER		164	16	9%	180
CENTRA CARE - AZALEA PARK		98	82	46%	180
TERRACES OF LAKE WORTH CARE CENTER		179			179
BROOKDALE FORT MYERS CYPRESS LAKE		178	1	1%	179
LOOP PEDIATRICS PA		156	22	12%	178
SOLARIS HEALTHCARE MERRITT ISLAND		163	14	8%	177
UNIVERSITY OF TAMPA STUDENT HEALTH AND SHC CLINICAL LABORATORY		44	132	75%	176
SOLARIS SENIOR LIVING VERO BEACH		172	3	2%	175
EPN URGENT CARE		43	132	75%	175
MINUTECLINIC LLC		151	24	14%	175
Consulate Health Care of St. Petersburg		174			174
ADVENT HEALTH CENTRA CARE - DAYTONA BEACH		89	85	49%	174
HENDRY REGIONAL MEDICAL CENTER CLINICAL LABORATORY		126	47	27%	173
Lake Port Square Health Center		169	4	2%	173
ADVENT HEALTH CENTRA CARE - WESLEY CHAPEL		4	168	98%	172
NIGHT LITE PEDIATRICS WINTER GARDEN		144	28	16%	172
FLORIDA DEPT OF HEALTH IN BREVARD COUNTY	3	143	25	15%	171
PERSONALIZED GENETIC TESTING		82	89	52%	171
BAPTIST HEALTH PRIMARY CARE	1	134	36	21%	171
ORCHARD PARK HEALTH & REHABILITATION		169			169
PANAMA CITY DEVELOPMENTAL CENTER		168			168
Bayside Care Center	1	162	5	3%	168
PEDIATRIC HEALTH CARE ALLIANCE, PA		151	17	10%	168
NADAL PEDIATRICS - VICTORIA STREET (3385)		141	26	16%	167
Chatsworth at PGA National, LLC		163	3	2%	166
DAVID SCOTT MADWAR MD PA		154	12	7%	166
DIAMOND RIDGE HEALTH AND REHABILITATION		155	11	7%	166
NSPIRE HEALTHCARE LAUDERHILL		160	5	3%	165
Bayside Health and Rehabilitation		163	2	1%	165
ADVENT HEALTH CENTRA CARE - OVIEDO		63	101	62%	164
FLORIDA DEPARTMENT OF HEALTH CLAY COUNTY		104	60	37%	164
CARENOW URGENT CARE - FORT PIERCE		121	43	26%	164

COVID-19: testing by laboratory

Data through Dec 17, 2020 verified as of Dec 18, 2020 at 09:25 AM

Data in this report are provisional and subject to change.

The numbers in the table below represent the number of Florida and non-Florida residents for whom test results were received by the Department of Health. A person can be tested by more than one laboratory and can have both positive and negative results. **Therefore, the sum of the numbers in each column will be larger than the total number of people tested.**

Reporting lab	Inconclusive	Negative	Positive	Percent positive	Total
AZALEA TRACE		158	6	4%	164
BRADENTON HEALTH CARE		163			163
FORT PIERCE HEALTH CARE		163			163
BROOKSVILLE HEALTHCARE CENTER LLC		161	1	1%	162
TRI COUNTY NURSING HOME		161	1	1%	162
ALTRU DIAGNOSTICS INC		136	25	16%	161
Heritage Healthcare at Tallahassee		159	2	1%	161
URGENT CARE OF THE PALM BEACHES, NORTH PALM BEACH			161	100%	161
BAYVIEW CENTER		160	1	1%	161
CARENOW	2	92	67	42%	161
OCALA FAMILY MEDICAL CENTER INC	1	131	29	18%	161
CONSULATE HEALTH CARE OF MELBOURNE		161			161
PALM GARDEN OF WEST PALM BEACH	1	146	13	8%	160
KEYSTONE REHAB		160			160
JACKSON PLAZA NURSING & REHAB CENTER		159	1	1%	160
ELMHURST HOSPITAL CENTER	1	154	5	3%	160
GREENBRIAR REHABILITATION AND NURSING CENTER	1	159			160
CATALYST WALK IN CLINIC		120	39	25%	159
ADVENT HEALTH CENTRA CARE - WINTER HAVEN	1	81	77	48%	159
VETERANS AFFAIRS MEDICAL CENTER - MIAMI			159	100%	159
WUESTHOFF REF LABORATORY			158	100%	158
MANOR CARE OF NAPLES FL LLC		157	1	1%	158
TALLAHASSEE NHHI LLC		156	1	1%	157
PALM GARDEN OF WINTER HAVEN		143	14	9%	157
HALIFAX MEDICAL CENTER-PORT ORANGE LAB		135	21	13%	156
ARCPPOINT LABS OF ST PETERSBURG		114	42	27%	156
HOSPITAL FOR SPECIAL SURGERY		155	1	1%	156
Nspire Health Care Kendall		150	6	4%	156
ABBIEJEAN RUSSELL CARE CENTER		155			155
TIMBERRIDGE NURSING HOME & REHAB		123	32	21%	155
The Inn at Sarasota Bay Club		153	2	1%	155
HUNT CLUB PEDIATRIC ASSOCIATES, P.A.		134	21	14%	155
COCOA BEACH/ADVENT CENTRA		41	114	74%	155
PRUITT HEALTH		153	2	1%	155
AFC URGENT CARE TYRONE		2	152	99%	154
PALMETTO FACILITY INC	1	153			154
AFC URGENT CARE SEMINOLE			154	100%	154
LPG COCONUT POINT		133	20	13%	153
AFC URGENT CARE FAMILY CARE			153	100%	153
SARNO EXTENDED HOURS		104	48	32%	152
J AND G MEDICAL GROUP LLC		130	22	14%	152
LONGWOOD FAMILY PRACTICE		124	28	18%	152
Life Care Center of Punta Gorda	1	147	4	3%	152
SERANADES BY SONATA WEST ORANGE		132	20	13%	152
DXTERITY DIAGNOSTICS	1	148	3	2%	152
SILVER CREEK SENIOR LIVING COMMUNITY		151			151

COVID-19: testing by laboratory

Data through Dec 17, 2020 verified as of Dec 18, 2020 at 09:25 AM

Data in this report are provisional and subject to change.

The numbers in the table below represent the number of Florida and non-Florida residents for whom test results were received by the Department of Health. A person can be tested by more than one laboratory and can have both positive and negative results. **Therefore, the sum of the numbers in each column will be larger than the total number of people tested.**

Reporting lab	Inconclusive	Negative	Positive	Percent positive	Total
COMMUNITY HEALTH AND REHABILITATION CENTER		139	12	8%	151
BEAR CREEK NURSING CENTER		149	1	1%	150
AVENTURA REHAB AND NURSING CENTER		150			150
DIAMOND RIDGE		147	3	2%	150
RIVERS FAMILY MEDICINE PA		120	30	20%	150
FAWCETT MEMORIAL HOSPITAL-LAB		39	110	74%	149
CORAL REEF NURSING & REHAB CENTER		149			149
PRECISION HEALTH RESOURCES, LLC	1	133	15	10%	149
ADVENT HEALTH CENTRA CARE - CARROLLWOOD		2	146	99%	148
CHILDRENS MEDICAL ASSOCIATION		133	15	10%	148
SILVERCREST HEALTH AND REHABILITATION CENTER	3	140	5	3%	148
CITRUS HEALTH AND REHAB		128	20	14%	148
ASTON GARDENS AT PELICAN MARSH		146	2	1%	148
PADDOCK RIDGE		145	2	1%	147
ADVENT HEALTH CENTRA CARE - ST. CLOUD		131	15	10%	146
CRUCIAL CARE EMERGENCY MEDICINE DOCTORS		119	27	18%	146
SUN COUNTRY PEDIATRICS PLLC	6	128	12	8%	146
INTERLACHEN PEDIATRICS PA		140	5	3%	145
EDGEWATER AT WATERMAN VILLAGE, THE		143	1	1%	144
REHABILITATION CENTER OF LAKE CITY, TH		137	7	5%	144
LITTLE PINE PEDIATRICS		101	43	30%	144
SERENADES IN THE VILLAGES		128	16	11%	144
Consulate Healthcare of West Palm Beach		135	8	6%	143
ORLANDO HEALTH EMERGENCY DEPARTMENT		133	9	6%	142
AMERICAN FINNISH NURSING HOME	1	139	2	1%	142
EDGEWOOD NURSING CENTER		140	2	1%	142
ASSOCIATESMD MEDICAL GROUP INC		119	22	16%	141
ENGLEWOOD HEALTHCARE AND REHABILITATION CENTER		141			141
WESTWOOD HEALTHCARE SNF		140	1	1%	141
ARBOR FACILITY INC		139			139
LAB CORP	1	86	52	37%	139
NORTH FLORIDA PEDIATRICS - MARIANNA		105	33	24%	138
AMERICAN PATHOLOGY PARTNERS		136	2	1%	138
BAYFRONT HEALTH MEDICAL GROUP		106	31	23%	137
MANOR AT BLUEWATER BAY		131	6	4%	137
TRENTON MEDICAL CENTER INC DBA PALMS MEDICAL GROUP	2	106	29	21%	137
AFC URGENT CARE CLEARWATER		81	56	41%	137
PPC-LAB EDI ORCHARD BI		129	8	6%	137
Rehabilitation Center for Park Place LLC		135	2	1%	137
PORT ST LUCIE REHABILITATION AND HEALTHCARE		98	38	28%	136
VENICE REGIONAL BAYFRONT HEALTH (PULMONARY)		126	10	7%	136
UCC - WELLINGTON			136	100%	136
DIGNITY HEALING, LLC		131	4	3%	135
Parkview Rehabilitation Center at Winter Park		132	3	2%	135
IRL MARKET LAB ALACHUA		104	31	23%	135
ALLSOUTH URGENT CARE			135	100%	135

COVID-19: testing by laboratory

Data through Dec 17, 2020 verified as of Dec 18, 2020 at 09:25 AM

Data in this report are provisional and subject to change.

The numbers in the table below represent the number of Florida and non-Florida residents for whom test results were received by the Department of Health. A person can be tested by more than one laboratory and can have both positive and negative results. **Therefore, the sum of the numbers in each column will be larger than the total number of people tested.**

Reporting lab	Inconclusive	Negative	Positive	Percent positive	Total
PALM BEACH COUNTY HEALTH DEPT LAB	1	131	2	1%	134
FIRST CHOICE PEDIATRICS		94	40	30%	134
UNITED CLINICAL LABORATORIES		124	9	7%	133
Emory L Bennett State Veterans Nursing Home		131	2	2%	133
AMERICAN RESEARCH LABS		7	126	95%	133
LABORATORY OF FLORIDA		83	50	38%	133
SAINTS 120 LLC	1	107	25	19%	133
ADVENT HEALTH CENTRA CARE - DELAND		28	105	79%	133
ADVENT HEALTH - ORLANDO		115	18	14%	133
OAKBROOK HEALTH AND REHABILITATION CENTER	1	132			133
FLORIDA KEYS PEDIATRICS & ADOLESCENT CENTER		128	4	3%	132
FORT WALTON REHABILITATION CENTER		95	37	28%	132
THE REHABILITATION CENTER OF LAKE CITY		127	5	4%	132
COLOR GENOMICS, INC.	1	129	2	2%	132
CAYUGA MEDICAL CENTER AT ITHACA		129	3	2%	132
MOLECULAR TESTING LABS		96	36	27%	132
ROSECASTLE OF ZEPHRHILLS		130	2	2%	132
LONGWOOD HEALTH AND REHABILITATION CENTER		125	6	5%	131
PINES OF SARASOTA		131			131
GENE BY GENE		61	70	53%	131
INTEGRATED REGIONAL LABORATORIES		119	12	9%	131
REGENCY CARE OF BLOUNTSTOWN LLC		125	6	5%	131
DOCTORS MEMORIAL HOSPITAL		37	93	72%	130
AMBULATORY SURGERY CENTER OF BOCA RATON LTD		129	1	1%	130
ADVENT HEALTH CENTRA CARE - AZALEA PARK		112	18	14%	130
MINUTECLINIC LLC #8396		112	18	14%	130
FLORIDA HEALTH CARE PLAN INC		2	128	98%	130
NCRNC INC		128	2	2%	130
ALL SEASONS NAPLES LLC		128	1	1%	129
CENTRACARE		17	112	87%	129
BMHSI-AEL MICROBIOLOGY LABORATORY	2	102	25	19%	129
MATHISON RETIREMENT COMMUNITY, INC		127	1	1%	128
REFUAH HEALTH CENTER LABORATORY		124	4	3%	128
GOOD SAMARITAN SOCIETY OF DELAND		125	3	2%	128
CANTERFIELD OF OCALA, LLC		126	2	2%	128
MINUTECLINIC LLC #7973		111	17	13%	128
ADVENT HEALTH CENTRA CARE - LONGWOOD		24	103	81%	127
MILLENNIUM LAB SERVICES			127	100%	127
Fernandina Beach Rehabilitation and Nursing Center		127			127
VILLAGE DOCTORS OF KEYSTONE		103	24	19%	127
AFC URGENT CARE		52	75	59%	127
SEA BREEZE REHAB AND NURSING CENTER		124	2	2%	126
TRINITY REGIONAL REHAB CENTER		120	6	5%	126
PIONEER CLINICAL LAB, LLC		104	22	17%	126
SEMINOLE NURSING PAVILION		118	7	6%	125
TRI-COUNTY NURSING HOME		117	8	6%	125

COVID-19: testing by laboratory

Data through Dec 17, 2020 verified as of Dec 18, 2020 at 09:25 AM

Data in this report are provisional and subject to change.

The numbers in the table below represent the number of Florida and non-Florida residents for whom test results were received by the Department of Health. A person can be tested by more than one laboratory and can have both positive and negative results. **Therefore, the sum of the numbers in each column will be larger than the total number of people tested.**

Reporting lab	Inconclusive	Negative	Positive	Percent positive	Total
BOCA GRANDE HEALTH CLINIC		120	5	4%	125
MINUTECLINIC, LLC #4015		105	20	16%	125
Solaris Healthcare Daytona	1	124			125
GENETWORKX		17	108	86%	125
ST CATHERINE'S WEST REHABILITATION HOSPITAL		123	1	1%	124
HEARTLAND PEDIATRICS OF LAKE WALES		113	11	9%	124
THE CLUB AND REHABILITATION CENTER		123	1	1%	124
MACTOWN, INC		124			124
ADVANCED MEDICAL CENTER		86	38	31%	124
PEDIATRICS IN BREVARD PA		111	12	10%	123
TARPON POINT NURSING AND REHABILITATION CENTER		123			123
SABAL DIRECT PRIMARY CARE, PA		106	17	14%	123
GESSLER CLINIC PA		98	25	20%	123
LIFE CARE CENTER OF ALTAMONTE SPRINGS		102	21	17%	123
MINUTECLINIC LLC #3003		101	21	17%	122
TUSCAN GARDENS OF PALM COAST		121	1	1%	122
MINUTECLINIC LLC # 3930		104	18	15%	122
GRAVITY DIAGNOSTICS, LLC		35	86	71%	121
PARKVIEW HEALTH		121			121
MINUTECLINIC LLC		104	16	13%	120
ARTHREX MEDICAL CENTER		48	72	60%	120
ACCURATE DIAGNOSTIC LABS, INC		115	5	4%	120
PHYSICIANS STAT LAB INC		96	24	20%	120
FHMG-FLORIDA HOSPITAL MEDICAL GROUP		101	19	16%	120
SUWANNEE VALLEY NURSING CENTER		114	6	5%	120
MATHISON RETIREMENT COMMUNITY		114	4	3%	118
LASER & SURGERY CENTER OF THE PALM BEACHES		118			118
MINUTECLINIC LLC #3814		100	18	15%	118
RDX BIOSCIENCE		60	58	49%	118
GRAVITY DIAGNOSTICS		42	76	64%	118
POINT WASHINGTON MEDICAL CLINIC		1	117	99%	118
BOSTON RED SOX CLUB LP		117	1	1%	118
PROVIDENCE HOSPITAL LABORATORY		112	5	4%	117
NEIGHBORHOOD MEDICAL CENTER		112	5	4%	117
LabCorp L#09258090 M#09258105		73	44	38%	117
Whispering Oaks	7	103	7	6%	117
INN AT ASTON GARDENS, THE		113	3	3%	116
HEALTH CENTRAL PARK		96	20	17%	116
TUSCAN GARDENS OF VENETIA MANAGEMENT COMPANY		115	1	1%	116
PAVILION FOR HEALTHCARE, THE		115			115
COASTAL PHYSICIANS, LLC		93	22	19%	115
PROVISTA DIAGNOSTICS, INC		112	2	2%	114
CHARTER SENIOR LIVING OF PANAMA CITY BEACH		99	15	13%	114
MINUTECLINIC LLC #4201		101	13	11%	114
WRIGHTS HEALTH CARE AND REHABILITATION CENTER		103	11	10%	114
NATIONS BEST FAMILY HEALTH CARE		60	54	47%	114

COVID-19: testing by laboratory

Data through Dec 17, 2020 verified as of Dec 18, 2020 at 09:25 AM

Data in this report are provisional and subject to change.

The numbers in the table below represent the number of Florida and non-Florida residents for whom test results were received by the Department of Health. A person can be tested by more than one laboratory and can have both positive and negative results. **Therefore, the sum of the numbers in each column will be larger than the total number of people tested.**

Reporting lab	Inconclusive	Negative	Positive	Percent positive	Total
PALM GARDEN OF ORLANDO		105	9	8%	114
COQUINA CENTER		112	1	1%	113
ARDEN COURTS OF LARGO FL, LLC		110	3	3%	113
CRONOS CLINICAL LABORATORY	2	97	14	12%	113
MOBILE INFIRMARY MED CENTER PATH LAB		102	11	10%	113
AMERICAN FAMILY CARE PENSACOLA WEST		1	111	99%	112
ALLIED HEALTH FORT PIERCE		112			112
COASTAL HEALTH AND REHAB		110	2	2%	112
ADVENT HEALTH CENTRA CARE		9	103	92%	112
WEDGEWOOD HEALTHCARE CENTER		83	29	26%	112
BELVEDERE COMMONS OF FORT WALTON BEACH		103	9	8%	112
WESLEY HAVEN VILLA	1	104	6	5%	111
SOLARIS HEALTHCARE OSCEOLA		107	4	4%	111
HIALEAH SHORES NURSING AND REHAB CENTER		103	8	7%	111
CENTRA CARE - HUNTER'S CREEK		52	59	53%	111
FHMG FLORIDA HOSPITAL MEDICAL GROUP		96	15	14%	111
CHILDRENS MEDICAL ASSOCIATION PA		94	16	15%	110
Solaris Healthcare Coconut Creek		108	2	2%	110
WOODBIDGE FACILITY INC		108	1	1%	109
Solaris Healthcare Lake Bennet		96	13	12%	109
MEADOWCREST FAMILY PHYSICIANS		78	31	28%	109
LAKESIDE NEUROLOGIC		105	4	4%	109
NORTH FL SOUTH GA HCS-MALCOM RANDALL VAMC			109	100%	109
DOCTOR'S IN HOUSE LABORATORY		13	96	88%	109
HILLSBOROUGH COUNTY DEVELOPMENTAL CTR	1	108			109
BAYFRONT HEALTH ER PINELLAS PARK	1	71	37	34%	109
PRIMECARE OF DOTHAN		75	34	31%	109
EVANS HEALTH CARE		106	2	2%	108
EXPRESS URGENT CARE LLC		1	107	99%	108
JEFFERY WEINZWEIG		2	106	98%	108
MEYER PEDIATRICS		96	12	11%	108
MINUTECLINIC LLC #4458		85	23	21%	108
CSL PLASMA		23	85	79%	108
ISLAND HEALTH AND REHABILITATION CENTER		108			108
FAMILY CARE PARTNERS OF NORTHEAST FLORIDA LLC		63	44	41%	107
SUPERIOR RESIDENCES OF PANAMA CITY BEACH		101	6	6%	107
MINUTECLINIC DIAGNOSTIC OF RHODE ISLAND, LLC #729		103	4	4%	107
GLADES HEALTH CARE CENTER		106	1	1%	107
CORE BIO LABS		74	33	31%	107
GRAND OAKS HEALTH & REHABILITATION		106	1	1%	107
DBI HEALTH INC		103	3	3%	106
HEART OF FLORIDA REGIONAL MED CTR		35	71	67%	106
SHOAL CREEK REHABILITATION CENTER		71	35	33%	106
BOCA RATON REHABILITATION CENTER	2	101	3	3%	106
Gulf Coast Healthcare (Longwood Health and Rehab		106			106
QUICK CARE MED		80	26	25%	106

COVID-19: testing by laboratory

Data through Dec 17, 2020 verified as of Dec 18, 2020 at 09:25 AM

Data in this report are provisional and subject to change.

The numbers in the table below represent the number of Florida and non-Florida residents for whom test results were received by the Department of Health. A person can be tested by more than one laboratory and can have both positive and negative results. **Therefore, the sum of the numbers in each column will be larger than the total number of people tested.**

Reporting lab	Inconclusive	Negative	Positive	Percent positive	Total
MINUTECLINIC LLC #4987		92	14	13%	106
ADVANCED AMBULATORY SURGERY CENTER		100	6	6%	106
WIREGRASS DIRECT PRIMARY CARE PLLC		89	16	15%	105
ADVENT HEALTH CENTRA CARE - BRANDON		29	76	72%	105
ADVENT HEALTH CENTRA CARE - SANFORD		28	77	73%	105
BAY VIEW HEALTHCARE		85	19	18%	104
ATLANTIC SHORES NURSING AND REHAB CENTER		103	1	1%	104
GOLD CHOICE SENIOR COMMUNITIES		75	29	28%	104
FIRST CHOICE PRIMARY CARE		78	25	24%	103
ANCIENT CITY PEDIATRICS		99	4	4%	103
NEW YORK CITY DEPARTMENT OF HEALTH & MENTAL		94	9	9%	103
SUNFLOWER SPRINGS ASSISTED LIVING		99	3	3%	102
UNIVERSITY MEDICAL CENTER SUITES		90	12	12%	102
YOUR FAMILY WALK-IN CLINIC		3	99	97%	102
JACKSONVILLE KIDS PEDIATRICS, PLLC		85	17	17%	102
AMERICA'S PHARMACY LLC		91	11	11%	102
EVENT MED SERVICES LABORATORY		100	1	1%	101
WIMAUMA COMMUNITY HEALTH CENTER		80	20	20%	100
ARCADIA HEALTH AND REHABILITATION CENTER		100			100
Consulate Health Care of Port Charlotte		98	2	2%	100
Solaris HealthCare Imperial		97	3	3%	100
TREASURE COAST MEDICAL ASSOCIATES		2	98	98%	100
EXOSOME DIAGNOSTICS		94	6	6%	100
MINUTECLINIC LLC #3257		82	17	17%	99
CENTERSTONE OF FLORIDA		95	4	4%	99
FELLOWSHIP HOME AT THE FAIRWAY LLC		99			99
MINUTECLINIC LLC #7225		86	13	13%	99
BRASHEAR'S VITAL CARE CORP		2	97	98%	99
SOUTH BALDWIN REGIONAL MEDICAL CENTER		95	4	4%	99
AVECINA MOBILE		83	16	16%	99
FINLAY CLINICAL LABORATORY INC		28	70	71%	98
SOLARIS HEALTHCARE LAKE CITY		59	39	40%	98
PLAZA OF HALLANDALE BEACH		98			98
FLORIDA COMMUNITY HEALTH CENTERS INC			98	100%	98
CENTRAL FLORIDA HEALTH CARE		46	52	53%	98
CHATHAM GLEN HEALTHCARE AND REHABILITATION CENTER		95	2	2%	97
MEDICAL CENTER OF DELTONA, INC		76	21	22%	97
HEALTH CENTERS AT BRENTWOOD		96	1	1%	97
PALMS MEDICAL GROUP HIGH SPRINGS		86	11	11%	97
PHYSICIANS REGIONAL CLINIC		82	15	15%	97
MINUTECLINIC, LLC #3204		84	12	13%	96
ORLANDO HEALTH CENTER FOR REHABILITATION		96			96
FIRST CHOICE PEDIATRICS SEMORAN		74	22	23%	96
VIERA MANOR ASSISTED LIVING RESIDENCE		91	5	5%	96
GUEST HOUSE OCALA, THE		96			96
ManorCare Health Services-Palm Harbor		96			96

COVID-19: testing by laboratory

Data through Dec 17, 2020 verified as of Dec 18, 2020 at 09:25 AM

Data in this report are provisional and subject to change.

The numbers in the table below represent the number of Florida and non-Florida residents for whom test results were received by the Department of Health. A person can be tested by more than one laboratory and can have both positive and negative results. **Therefore, the sum of the numbers in each column will be larger than the total number of people tested.**

Reporting lab	Inconclusive	Negative	Positive	Percent positive	Total
PEDIATRIC ASSOCIATES ORLANDO		82	14	15%	96
BAYSHORE MEMORY CARE		96			96
VISTA MANOR		92	3	3%	95
THE TERRACE OF KISSIMMEE		80	15	16%	95
ADVENT HEALTH CENTRA CARE - KISSIMMEE		61	34	36%	95
ADVENT HEALTH CENTRA CARE - TEMPLE TERRACE		42	53	56%	95
OSPREY VILLAGE AT AMELIA ISLAND LTD		91	4	4%	95
San Jose Health & Rehabilitation		95			95
PEDIATRICS OF GREATER ORLANDO		85	10	11%	95
GLOBAL CENTRAL LABS AT PPD	2	87	6	6%	95
DIAGNOSTIC SOLUTIONS		3	91	97%	94
MONTEFIORE MEDICAL CENTER LABORATORIES - MOSES		86	8	9%	94
FINLAY CLINICAL LABORATORY		28	66	70%	94
GRANDE, THE	2	88	4	4%	94
DEPARTMENT OF HEALTH & HUMAN SERVICES		94			94
UNIVERSITY OF MIAMI		1	93	99%	94
AMELIA MEDICAL CARE		14	79	85%	93
VILLAGE PLACE NH LLC		71	22	24%	93
OCEAN REEF MEDICAL CENTER		74	19	20%	93
DEVANSH LAB WERKS INC		77	16	17%	93
FLOMEDILAB		19	74	80%	93
FG RAPID RESULTS	1	51	41	44%	93
STATMED QUICK QUALITY CLINIC AT NORTH PINELLAS		65	27	29%	92
FLORIDA DEPARTMENT OF HEALTH IN LAKE COUNTY	1	63	28	30%	92
SEMINOLE COUNTY HEALTH DEPARTMENT		73	18	20%	91
LITTLE PINE PEDIATRICS PLLC		87	4	4%	91
FLORIDA HEALTH CARE PLANS			91	100%	91
MINUTECLINIC LLC #4024		78	13	14%	91
24/7 PEDIATRIC CARE CENTERS INC		87	4	4%	91
ADVENT HEALTH - LAKE NONA		79	12	13%	91
AVON PARK PEDIATRICS INC		80	11	12%	91
TIFFANY HALL NURSING AND REHAB CENTER		91			91
NAVY HOSPITAL			91	100%	91
AYERS HEALTH & REHABILITATION CENTER		90			90
ADVENT HEALTH CENTRA CARE - ORANGE CITY		14	76	84%	90
CALHOUN LIBERTY HOSPITAL		60	30	33%	90
ADVENT HEALTH CENTRA CARE - CITRUS PARK		8	82	91%	90
Concordia Village of Tampa AL		90			90
WESTCHESTER MEDICAL CENTER		88	2	2%	90
GEORGIA DEPARTMENT OF PUBLIC HEALTH		1	89	99%	90
MINUTECLINIC LLC #3654		82	8	9%	90
LIFE CARE CENTER OF WINTER HAVEN		78	12	13%	90
HOLY CROSS HOSPITAL		12	77	87%	89
URGENT CARE EXPRESS LLC			89	100%	89
MV MEDICAL PRACTICE DBA PRIMARY URGENT CARE		86	3	3%	89
ADVENT HEALTH CENTRA CARE - WATERMAN		78	11	12%	89

COVID-19: testing by laboratory

Data through Dec 17, 2020 verified as of Dec 18, 2020 at 09:25 AM

Data in this report are provisional and subject to change.

The numbers in the table below represent the number of Florida and non-Florida residents for whom test results were received by the Department of Health. A person can be tested by more than one laboratory and can have both positive and negative results. **Therefore, the sum of the numbers in each column will be larger than the total number of people tested.**

Reporting lab	Inconclusive	Negative	Positive	Percent positive	Total
MINUTECLINIC LLC #3285		76	13	15%	89
SPRINGS AT BOCA CIEGA BAY,THE		87	2	2%	89
DIAGNOSTIC & CLINICAL CARE SERVICES INC DBA		75	14	16%	89
TRADITION MEDICAL CENTER LABORATORY		48	40	45%	88
AMA MEDICAL GROUP LLC		74	14	16%	88
AMEERAH LABS, LLC		68	20	23%	88
GOVERNOR'S CREEK HEALTH & REHABILITATION		87	1	1%	88
AVERO DIAGNOSTICS		64	24	27%	88
PEDIATRICS BY THE SEA		87	1	1%	88
SUNLAND MARIANNA COX MEDICAL CENTER		76	12	14%	88
SURREY PLACE CARE CENTER		83	5	6%	88
LAKEVIEW TERRACE RETIREMENT COMMUNITY		86	2	2%	88
WOOD LAKE HEALTH AND REHABILITATION CENTER		87			87
SPRINGS AT LAKE POINTE WOODS		85	2	2%	87
KEYS MEDICAL GROUP			87	100%	87
MINUTECLINIC LLC #8381		79	8	9%	87
SMILEY MEDICAL GROUP		59	28	32%	87
HURLBURT FIELD CLINIC		39	48	55%	87
BRANDON HEALTH AND REHABILITATION CENTER	1	85	1	1%	87
PACIFIC ANALYTICS			87	100%	87
WHITE PLAINS HOSPITAL CENTER LAB		87			87
BAPTIST PRIMARY CARE INC		70	17	20%	87
ARBOR TRAIL		77	9	10%	86
DAIRY ROAD URGENT CARE		54	32	37%	86
DAYSpring VILLAGE		85	1	1%	86
STEWART MEDICAL GROUP		34	52	60%	86
KALEIDA HEALTH CENTER FOR LABORATORY		80	6	7%	86
FAST TRACK URGENT CARE CENTER - RIVERVIEW			85	100%	85
MIAMI SHORES NURSING & REHAB		85			85
HAVEN OF OUR LADY OF PEACE INC		85			85
JACKSONVILLE NURSING AND REHAB CENTER		83	2	2%	85
MINUTECLINIC LLC #1815		74	11	13%	85
WHITE WILSON MEDICAL IMMEDIATE CARE NICEVILLE		1	84	99%	85
ADVENT HEALTH CENTRA CARE - SOUTH ORANGE		69	16	19%	85
FREEDOM INN AT TARPON SPRINGS		81	4	5%	85
W. FRANK WELLS NURSING HOME		84	1	1%	85
ADVENT HEALTH - PALM HARBOR ER		64	20	24%	84
PINES OF SARASOTA GARDEN		84			84
HEALTH CARE DISTRICT OF PALM BEACH COUNTY MAIN OFFICE	1	9	74	88%	84
BAPTIST PRIMARY CARE, INC		80	4	5%	84
OAKS OF KISSIMMEE HEALTH AND REHABILITATION CENTER		83			83
THE WELLNESS CENTER AT LAKEWOOD RANCH			83	100%	83
CABANA AT JENSEN DUNES, THE		83			83
MORSELIFE MEMORY CARE RESIDENCE		82	1	1%	83
DISCOVERY VILLAGE AT NAPLES		83			83
RDV SPORTSPLEX PEDIATRICS		67	16	19%	83

COVID-19: testing by laboratory

Data through Dec 17, 2020 verified as of Dec 18, 2020 at 09:25 AM

Data in this report are provisional and subject to change.

The numbers in the table below represent the number of Florida and non-Florida residents for whom test results were received by the Department of Health. A person can be tested by more than one laboratory and can have both positive and negative results. **Therefore, the sum of the numbers in each column will be larger than the total number of people tested.**

Reporting lab	Inconclusive	Negative	Positive	Percent positive	Total
ASCENSION MEDICAL GROUP		1	82	99%	83
LAKE HOUSE ASSISTED LIVING		68	15	18%	83
LAB		29	53	65%	82
NSPIRE HEALTHCARE TAMARAC		80	2	2%	82
THE COURTYARD ASSISTED LIVING		78	4	5%	82
HOBDAIR FAMILY HEALTH LLC		54	28	34%	82
LEE COUNTY SCHOOL DISTRICT	1	76	5	6%	82
MIRACLE HILL NURSING & REHABILITATION CENTER INC		80	2	2%	82
THE PAVILION FOR HEALTH CARE		72	10	12%	82
FAST TRACK URGENT CARE CENTER - WESTCHASE			82	100%	82
MINUTECLINIC LLC #5216		72	10	12%	82
HERON CLUB AT PRESTANCIA		80	2	2%	82
BROWARD HEALTH CORAL SPRINGS EPIDEMIOLOGY DEPT		1	81	99%	82
PEDIATRIC ASSOCIATES OF OCALA PA		73	8	10%	81
MD 365 MEDICAL CARE		80	1	1%	81
NORTH FLORIDA PEDIATRICS PA - DUVAL		79	2	2%	81
ATLANTIC URGENT CARE		53	28	35%	81
MIDWAY PRIMARY CARE, LLC		79	2	2%	81
MINUTECLINIC LLC #4612		64	17	21%	81
UNIVERSITY HEALTH SYSTEM INC		72	8	10%	80
QUICK CARE MED PL CR		77	3	4%	80
CONEY ISLAND HOSPITAL		79	1	1%	80
BORLAND GROOVER CLINIC	1	66	13	16%	80
CLYDE E LASSEN STATE VETERANS NURSING HOME		56	24	30%	80
SEASIDE HEALTH AND REHABILITATION CENTER		24	56	70%	80
VIERA HOSPITAL			80	100%	80
ST MARK ASSISTED LIVING CENTER	1	67	11	14%	79
LEESBURG PEDIATRICS		74	5	6%	79
EDGEWATER AT WATERMAN VILLAGE		78	1	1%	79
LUIS A GHIGLINO MD PA		76	2	3%	78
NITE LITE PEDIATRICS - JACKSONVILLE		76	2	3%	78
CAREMOUNT MEDICAL - PATHOLOGY		76	2	3%	78
VETERANS AFFAIRS MEDICAL CENTER - PALO ALTO		28	50	64%	78
MINUTECLINIC, LLC #3245		51	26	34%	77
TRUE NORTH HEALTH NAVIGATION LLC DBA DISPATCHHEALTH	1	60	16	21%	77
ORANGE CITY NURSING AND REHAB		75	2	3%	77
CBS LABS OF TAMPA LLC		3	74	96%	77
CONSULATE HEALTH CARE OF SARASOTA		77			77
CITRUS MEMORIAL HEALTH SYSTEM LAB		2	75	97%	77
BAY VUE NURSING AND REHABILITATION CENTER		74	3	4%	77
FAST TRACK URGENT CARE CENTER - SOUTH TAMPA			77	100%	77
Ocala Health and Rehabilitation Center		76	1	1%	77
DIAGNOSTIC LABORATORY OF OKLAHOMA		62	14	18%	76
Courtyards of Orlando Care Center		75	1	1%	76
JOHN KNOX VILLAGE OF FLORIDA ALF	1	74	1	1%	76
DYNAMIC MEDICAL USA			76	100%	76

COVID-19: testing by laboratory

Data through Dec 17, 2020 verified as of Dec 18, 2020 at 09:25 AM

Data in this report are provisional and subject to change.

The numbers in the table below represent the number of Florida and non-Florida residents for whom test results were received by the Department of Health. A person can be tested by more than one laboratory and can have both positive and negative results. **Therefore, the sum of the numbers in each column will be larger than the total number of people tested.**

Reporting lab	Inconclusive	Negative	Positive	Percent positive	Total
NORTH PORT REHABILITATION AND NURSING CENTER ☐		75	1	1%	76
Advent health care center Celebration		73	3	4%	76
Heritage Park Rehabilitation & Healthcare		75	1	1%	76
VIERA HOSPITAL, INC		59	16	21%	75
TGH URGENT CARE - SEMINOLE			75	100%	75
SOUTH BALDWIN MEDICAL CENTER GULF SHORES		62	13	17%	75
CATHOLIC HEALTH SYSTEM DEPT LABORATORY		74	1	1%	75
WINDSOR REFLECTIONS		74			74
MAGNOLIA DIAGNOSTIC		1	73	99%	74
NOAH CLINICAL LABORATORY		63	11	15%	74
SARAPATH DIAGNOSTICS			74	100%	74
ASAP LABS LLC		71	3	4%	74
KORGENE LAB		22	52	70%	74
Sandy Ridge Center for Rehabilitation and Healing		71	3	4%	74
SCOTT LAKE HEALTH AND REHABILITATION CENTER		71	2	3%	73
PATRIOT MEDICAL LABORATORIES		71	2	3%	73
CONSULATE HEALTH CARE - LAKE MARY		72	1	1%	73
VILLAS OF HOLLY BROOK - BRADENTON 14TH		73			73
HEALTH PARK CARE CENTER		73			73
SIGNATURE HEALTHCARE OF PORT CHARLOTTE		69	4	5%	73
PINELLAS CARE CENTER		47	25	35%	72
EXCEL PEDIATRICS		54	18	25%	72
HAVEN OF OUR LADY OF PEACE		72			72
NO FLORIDA PEDIATRICS, PA		68	4	6%	72
NAPLES CHILDREN'S URGENT CARE		61	11	15%	72
Madison Health and Rehabilitation Center		41	30	42%	71
DE LUNA HEALTH AND REHABILITATION CENTER		70	1	1%	71
AMMON LABS		61	10	14%	71
HIGHLANDS MEDICAL CENTER		69	2	3%	71
ADVANCED LAB		67	4	6%	71
ADVENT HEALTH CENTRA CARE - HUNTERS CREEK	2	31	38	54%	71
BROOKDALE OVIEDO		69	2	3%	71
ADVENT HEALTH CENTRA CARE - WINTER GARDEN		13	58	82%	71
CHAUTAUQUA REHABILITATION AND NURSING CENTER		70	1	1%	71
FAMILY CARE PARTNERS OF NE FLORIDA LLC		37	34	48%	71
MEMORY CARE OF NAPLES		71			71
SUNCOAST COMMUNITY HEALTH CENTERS PEDIATRICS		21	49	70%	70
QPS, LLC		69	1	1%	70
Highlands Regional Hospital		63	7	10%	70
MEMORIAL MANOR		70			70
PLYMOUTH HOME FOR ADULTS, INC.	8	61	1	1%	70
ARBOR GLEN AT ARBOR TRACE		62	7	10%	69
BROWARD HEALTH MEDICAL CENTER		3	66	96%	69
SOUTH CAMPUS FACILITY INC		65	4	6%	69
PREDICTIVE LABORATORIES, INC	1	63	5	7%	69
SIMED LABORATORY		57	12	17%	69

COVID-19: testing by laboratory

Data through Dec 17, 2020 verified as of Dec 18, 2020 at 09:25 AM

Data in this report are provisional and subject to change.

The numbers in the table below represent the number of Florida and non-Florida residents for whom test results were received by the Department of Health. A person can be tested by more than one laboratory and can have both positive and negative results. **Therefore, the sum of the numbers in each column will be larger than the total number of people tested.**

Reporting lab	Inconclusive	Negative	Positive	Percent positive	Total
HERITAGE HEALTHCARE AND REHABILITATION CENTER		69			69
USF HEALTH MORSANI CENTER		5	64	93%	69
PROMEDICA LABORATORIES		21	48	70%	69
FIRST QUALITY LABORATORY		60	8	12%	68
SUNCOAST OPTIMAL WELLNESS		23	45	66%	68
CHILDREN MED CARE INC		56	12	18%	68
BOND CLINIC PA PEDIATRICS DEPT		57	11	16%	68
BIODESIX, INC.		53	15	22%	68
HEALTH FIRST - PALM BAY HOSPITAL		2	66	97%	68
ERIE COUNTY MEDICAL CTR CLINICAL LABS		66	2	3%	68
QUEENS HOSPITAL CENTER		65	2	3%	67
LIFE BRITE		66	1	1%	67
ISLAND URGENT CARE PLLC DBA AFC URGENT CARE		66	1	1%	67
WELLOW URGENT CARE PC		67			67
STONY BROOK UNIVERSITY MEDICAL CENTER		59	8	12%	67
AEL- MEMPHIS		17	50	75%	67
GRACE PEDIATRICS		54	13	19%	67
LABFIRST - DEPARTMENT OF PATHOLOGY		66	1	1%	67
NO FLORIDA PEDIATRICS, PA - BRADFORD		55	11	17%	66
NATURE COAST MEDICAL GROUP		48	18	27%	66
AMERICAN HOUSE-BONITA SPRINGS		65	1	2%	66
MEDEX MEDICAL EXPRESS OF PALATKA			66	100%	66
DISCOVERY VILLAGE AT MELBOURNE		64	1	2%	65
HUNT CLUB PEDIATRIC ASSOCIATES PA		47	18	28%	65
KINDRED HOSPITAL	4	60	1	2%	65
Oakhurst Center		65			65
VIERA DEL MAR HEALTH AND REHABILITATION CENTER		63	2	3%	65
SOUTH GEORGIA MEDICAL CENTER		48	17	26%	65
WATERMARK LAKE POINTE WOODS LLC		64			64
ASSOCIATED CLINICAL LABORATORIES		58	6	9%	64
ADVENT HEALTH CENTRA CARE - POINCIANA		24	40	63%	64
LAB PLUS, LLC AT SAINT THOMAS WEST HOSPITAL		50	14	22%	64
EAST NEW YORK DIAGNOSTIC AND TREATMENT		61	3	5%	64
LATE HOURS URGENT CARE		47	17	27%	64
OUT OF STATE		40	24	38%	64
LABCORP RTP		28	36	56%	64
F&T MEDICAL RESEARCH, INC		63			63
WADSWORTH HEALTH CENTER		60	3	5%	63
EISENHOWER ARMY MEDICAL CENTER		59	4	6%	63
TGH URGENT CARE - TYRONE		2	61	97%	63
VIERA HEALTH AND REHABILITATION CENTER		62	1	2%	63
APC PEDIATRICS AT RYE ROAD MEDICAL PARK		63			63
PLANTATION GENERAL HOSPITAL CLINICAL LAB		26	37	59%	63
PHYSICIAN PARTNERS PERRY		42	21	33%	63
LAKE VIEW CARE CENTER AT DELRAY		62	1	2%	63
MINUTECLINIC DIAGNOSTIC OF SOUTH CAROLINA, LLC		56	6	10%	62

COVID-19: testing by laboratory

Data through Dec 17, 2020 verified as of Dec 18, 2020 at 09:25 AM

Data in this report are provisional and subject to change.

The numbers in the table below represent the number of Florida and non-Florida residents for whom test results were received by the Department of Health. A person can be tested by more than one laboratory and can have both positive and negative results. **Therefore, the sum of the numbers in each column will be larger than the total number of people tested.**

Reporting lab	Inconclusive	Negative	Positive	Percent positive	Total
PONTE VEDRA GARDENS		61	1	2%	62
DOUGLAS T JACOBSON STATE VETERANS HOME		62			62
NEMOURS CHILDREN'S PRIMARY CARE		51	11	18%	62
ST VINCENT'S BIRMINGHAM		58	4	6%	62
PALM BEACH PEDIATRICS PA	1	52	9	15%	62
MIAMI BEACH COMMUNITY HEALTH CENTER			62	100%	62
RIDGEWOOD DIAGNOSTIC LABORATORY		60	2	3%	62
FINNISH AMERICAN REST HOME-ALF		60	2	3%	62
Heartland Healthcare of Ft. Myers		62			62
JOSEPH L MORSE GERIATRIC CENTER	2	59	1	2%	62
HUNTSVILLE HOSPITAL LABORATORY		45	16	26%	61
JUPITER MEDICAL CENTER URGENT CARE			61	100%	61
EMERALD COAST HOSPICE		60	1	2%	61
S-H THIRTY-FIVE OPCO- PORT ST LUCIE, LLC	1	60			61
FAST TRACK URGENT CARE CENTER - BRANDON			61	100%	61
CL BRUMBACK PRIMARY CARE CLINICS		16	45	74%	61
PRIMARY CARE SOUTH INC			61	100%	61
WINDSOR OAKS		60	1	2%	61
CENTRAL BALDWIN IMMEDIATE CARE & FAMILY PRACTICE		48	13	21%	61
ALL FLORIDA FAMILY AND SPORTS MEDICINE		55	6	10%	61
CANOPY ON BERRYHILL, THE		48	12	20%	60
ATRIUM AT LIBERTY PARK		59	1	2%	60
MED EXPRESS		6	54	90%	60
PALMS FACILITY INC		59	1	2%	60
EXACT SCIENCES LABORATORIES, LLC		15	45	75%	60
PHYSICIANS REGIONAL MEDICAL CENTER - PINE RIDGE		18	42	70%	60
MILLER BIOCONNECT		43	16	27%	59
LAKE MORTON PLAZA		58	1	2%	59
MINUTECLINIC LLC #1067		52	7	12%	59
INTERNAL LAB		50	9	15%	59
MINNESOTA TWINS		56	3	5%	59
VIPEDIATRICS PLLC		56	3	5%	59
URGENT CARE TCMA			59	100%	59
FLORIDA PEDIATRIC GROUP		27	32	54%	59
Quail Run Health Care Center		58			58
STONY BROOK SOUTHAMPTON		57	1	2%	58
SUNY UPSTATE MEDICAL UNIVERSITY		54	4	7%	58
AMERICAN FAMILY MEDICAL		48	10	17%	58
HOLISTIX TREATMENT CENTERS		54	4	7%	58
Margate Health and Rehabilitation Center		56	2	3%	58
CENTRA CARE POINCIANA	1	45	12	21%	58
THE CANOPY AT BERRYHILL		58			58
The Grove Health and Rehabilitation		42	16	28%	58
ISLAND COAST PEDIATRICS		56	2	3%	58
SMA LAB		8	50	86%	58
POINTE, THE		56	2	3%	58

COVID-19: testing by laboratory

Data through Dec 17, 2020 verified as of Dec 18, 2020 at 09:25 AM

Data in this report are provisional and subject to change.

The numbers in the table below represent the number of Florida and non-Florida residents for whom test results were received by the Department of Health. A person can be tested by more than one laboratory and can have both positive and negative results. **Therefore, the sum of the numbers in each column will be larger than the total number of people tested.**

Reporting lab	Inconclusive	Negative	Positive	Percent positive	Total
GOOD SAMARITAN CENTER		58			58
VILLA MARIA WEST SKILLED NURSING FACILITY		52	6	10%	58
SUMMER VISTA ASSISTED LIVING		37	21	36%	58
KAPG FLEMING ISLAND SENIOR HOUSING OPCO LLC	1	56			57
UNIVERSITY OF NORTH FLORIDA STUDENT HEALTH		54	3	5%	57
Cross Terrace REhabilitation		56	1	2%	57
J FRANK AVEY MD		46	11	19%	57
SENIOR LIVING VII TAMPA LLC	1	49	7	12%	57
LABCORP EMPLOYER SERVICES		57			57
EAST ALABAMA MEDICAL CENTER LABORATORY		49	8	14%	57
ASCENSION SACRED HEART BAY LABORATORY		54	3	5%	57
MD LABS		33	24	42%	57
ADVENTHEALTH EXPRESSCARE		43	14	25%	57
MILLENIUM PHYSICIANS GROUP		1	56	98%	57
CLEARWATER STATMED QUICK QUALITY CLINICS		28	29	51%	57
EMBRY RIDDLE AERONAUTICAL UNIVERSITY HEALTH SERVICES			57	100%	57
GULF COAST MEDICAL CENTER		55	2	4%	57
HARBORCHASE OF NAPLES		50	7	12%	57
BOND CLINIC, PA		38	18	32%	56
FAST TRACK URGENT CARE CENTER - WESLEY CHAPEL			56	100%	56
CLEVELAND CLINIC FOUNDATION		11	45	80%	56
FLAGLER COLLEGE HEALTH SERVICES		39	17	30%	56
Crystal Health & Rehab Center		56			56
HCSO OCCUPATIONAL HEALTH AND WELLNESS CENTER		42	14	25%	56
PALM BAY URGENT CARE		28	27	49%	55
MOBILE PHYSICIAN SERVICES INC		53	2	4%	55
SONATA HUNTERS CREEK		47	8	15%	55
MD 365 MEDICAL CARE PLLC		55			55
DOLPHIN POINTE HEALTH CARE LLC		46	9	16%	55
ARDEN COURTS OF TAMPA		55			55
REDI MED LLC			55	100%	55
WORKPLACE SCREENING INTELLIGENCE			55	100%	55
TWIN CREEKS ASSISTED LIVING & MEMORY CARE		53	2	4%	55
TIFFANY HALL NURSING AND REHAB		44	10	19%	54
FAMILY HEALTH CENTERS OF SOUTHWEST FLORIDA INC		34	20	37%	54
Sunnyside Nursing Home		52	2	4%	54
ALTERNATIVE LIVING, INC DBA TWIN CITIES PAVILION		54			54
GENPATH			54	100%	54
CENTRA CARE - CONWAY		21	33	61%	54
CORAL GABLES NURSING & REHABILITATION CENTER		47	7	13%	54
ESTERO ISLAND MEDICAL CENTER		43	11	20%	54
DAYSRING SENIOR LIVING LLC		53	1	2%	54
ST. CLOUD MEDICAL GROUP		54			54
SARASOTA CO. HEALTH DEPT # 58		40	14	26%	54
UNITED LABORATORY SERVICES CORPORATION		38	16	30%	54
ALZHEIMERS CARE CENTER OF VIERA LTD		36	18	33%	54

COVID-19: testing by laboratory

Data through Dec 17, 2020 verified as of Dec 18, 2020 at 09:25 AM

Data in this report are provisional and subject to change.

The numbers in the table below represent the number of Florida and non-Florida residents for whom test results were received by the Department of Health. A person can be tested by more than one laboratory and can have both positive and negative results. **Therefore, the sum of the numbers in each column will be larger than the total number of people tested.**

Reporting lab	Inconclusive	Negative	Positive	Percent positive	Total
CLERMONT HEALTH AND REHAB		40	14	26%	54
BENTON HOUSE AT OAKLEAF		51	2	4%	53
Solaris Senior Living North Naples ALF		48	5	9%	53
MANOR CARE OF BOYNTON BEACH LLC		53			53
IQBAL A FARUQUI MD		42	11	21%	53
BAY EDUCATORS WELLNESS CENTER		31	21	40%	52
PARKSIDE INN		52			52
US MEDICAL CARE, INC		44	8	15%	52
ROSECASTLE OF CITRUS		52			52
Life Care Center of Sarasota		43	9	17%	52
BROAD INSTITUTE CLINICAL SEQUENCING RESEARCH PLATFORM	1	47	4	8%	52
BIOTECH		45	7	13%	52
ADVENT HEALTH		49	3	6%	52
WILSON MEMORIAL REGIONAL MEDICAL CENTER		49	3	6%	52
FOUNTAIN INN NURSING & REHABILITATION CTR, INC		49	3	6%	52
SOUTHWEST ORLANDO FAMILY MEDICINE, PL		44	8	15%	52
ARCPPOINT LABS OF SARASOTA MANATEE		1	51	98%	52
CHIPOLA MEDICAL ASSOCIATES, LLC		32	20	38%	52
VETERANS AFFAIRS MEDICAL CENTER - GULF COAST		27	25	48%	52
HOLLEY NAVARRE MEDICAL CLINIC		32	20	38%	52
PROJECT HEALTH INC		42	9	18%	51
Q ANSWER LAB	1	23	27	53%	51
WASHINGTON REHABILITATION AND NURSING CENTER		51			51
REGENTS PARK OF BOCA RATON		49	2	4%	51
MICRO PATH LABORATORIES INC		49	2	4%	51
GULFVIEW MEDICAL INSTITUTE		51			51
NXGEN MDX		19	32	63%	51
EAGLES WATCH CLUSTER		42	9	18%	51
CRAIG BERGER MD PL D/B/A BAY AREA EYE INSTITUTE		51			51
FARAH MEDICAL		50	1	2%	51
KR at Hillsborough Lakes/Lutz Healthcare		51			51
CITRUS MEMORIAL HOSPITAL			51	100%	51
VETERANS AFFAIRS ORLANDO VA MEDICAL CENTER			51	100%	51
CENTURY CENTER FOR REHABILITATION & HEALING		37	13	26%	50
DOS OF NORTH SHORES NURSING & REHAB CENTER		50			50
SNH BRFL TENANT LLC		50			50
GATEWAY CARE CENTER		50			50
GV NAPLES OPCO, LLC		50			50
HUNTINGTON HOSPITAL LABORATORY		48	2	4%	50
MED COMP SCIENCES			50	100%	50
ADVENTHEALTH MEDICAL GROUP FAMILY MEDICINE AT		42	8	16%	50
BROOKDALE FORT MYERS THE COLONY		50			50
NCH DOWNTOWN NAPLES HOSPITAL		1	49	98%	50
CARENOW LAKE MARY			49	100%	49
ADVENT HEALTH - PALM COAST			49	100%	49
DOCTORS MEMORIAL FAMILY PRACTICE	2	39	8	16%	49

COVID-19: testing by laboratory

Data through Dec 17, 2020 verified as of Dec 18, 2020 at 09:25 AM

Data in this report are provisional and subject to change.

The numbers in the table below represent the number of Florida and non-Florida residents for whom test results were received by the Department of Health. A person can be tested by more than one laboratory and can have both positive and negative results. **Therefore, the sum of the numbers in each column will be larger than the total number of people tested.**

Reporting lab	Inconclusive	Negative	Positive	Percent positive	Total
SONATA BOCA RATON		48	1	2%	49
URINEGOODHANDS LLC		47	2	4%	49
USF		1	48	98%	49
NITE LITE PEDIATRICS - PORT ST. LUCIE		42	7	14%	49
SOLARIS SENIOR LIVING NORTH NAPLES		48	1	2%	49
PHYSICIANS PRIMARY CARE OF SOUTHWEST FLORIDA		39	10	20%	49
SANDY PINES	2	45	2	4%	49
SOMERBY LAKE NONA		48	1	2%	49
BIOIQ			48	100%	48
PROMPT CARE OF CENTRAL FLORIDA			48	100%	48
DB MD		44	4	8%	48
GENEDX		36	12	25%	48
BAY CENTER HURRICANE SHELTER		48			48
NAPLES PEDIATRICS INC□		43	5	10%	48
HEARTLAND PEDIATRICS OF LAKE PLACID PA		38	10	21%	48
SOFT CELL LABORATORIES		45	3	6%	48
AFC PHYSICIANS OF FLORIDA		37	11	23%	48
ADVENT HEALTH CENTRA CARE - EAST ORLANDO		21	27	56%	48
INTERLAB		1	46	98%	47
INDIGO MANOR□		17	30	64%	47
KENDALL REGIONAL MEDICAL CENTER LAB	3		44	94%	47
ALLIANCE PEDIATRICS		24	23	49%	47
TRINITY AL SENIOR HOUSING LLC□		44	3	6%	47
ALEXANDER NININGER STATE VETERANS		47			47
LENOX HILL HOSPITAL		43	4	9%	47
FHMG LAKE MARY PEDS		40	7	15%	47
PEDIATRIC CARE CENTER- JACKSONVILLE BEACH		19	28	60%	47
ALLEGRO		47			47
EAST MANATEE FAMILY	1	1	44	96%	46
BIG BOCA SMILES LLC□		45	1	2%	46
ST MARK VILLAGE		43	3	7%	46
H LEE MOFFITT CANCER CENTER MICRO		46			46
PALMS EDGE		43	3	7%	46
ST FRANCIS HOSPITAL		40	6	13%	46
PALMETTO FAMILY HEALTHCARE		8	38	83%	46
CHILDREN'S HOSPITAL OF ALABAMA		45	1	2%	46
NORTH SHORE UNIVERSITY HOSPITAL LABORATORY		43	3	7%	46
TAVARES PEDIATRICS		44	2	4%	46
HARTFORD HEALTH SERVICES LLC		46			46
FAMILY EXTENDED CARE OF CENTRAL TAMPA		46			46
CENTRAL FLORIDA HEALTHCARE GROUP LLC		39	7	15%	46
ZON BEACHSIDE LLC□		37	9	20%	46
PREMIER PLACE HEALTHCARE AT THE GLENVIEW		46			46
VILLAGE PEDIATRICS LLC		38	8	17%	46
SOUTHPORT SQUARE HARBOUR HEALTH		45			45
PIONEER CLINICAL LAB LLC		28	17	38%	45

COVID-19: testing by laboratory

Data through Dec 17, 2020 verified as of Dec 18, 2020 at 09:25 AM

Data in this report are provisional and subject to change.

The numbers in the table below represent the number of Florida and non-Florida residents for whom test results were received by the Department of Health. A person can be tested by more than one laboratory and can have both positive and negative results. **Therefore, the sum of the numbers in each column will be larger than the total number of people tested.**

Reporting lab	Inconclusive	Negative	Positive	Percent positive	Total
FAWCETT MEMORIAL HOSPITAL LABORATORY			45	100%	45
UNIVERSITY OF CENTRAL FLORIDA HEALTH SERVICES		45			45
ADVENT HEALTH MEDICAL GROUP OB GYN AT		39	6	13%	45
SAMANTHA WILSON CARE CENTER		44	1	2%	45
BARRY UNIVERSITY STUDENT HEALTH SERVICES		35	10	22%	45
ADVENT HEALTH CENTRA CARE - SAND LAKE		17	28	62%	45
RESTORE HEALTH URGENT CARE		18	27	60%	45
SUMMIT AT VENICE	2	41	1	2%	44
KINDRED HOSPITAL THE PALM BEACHES		42	2	5%	44
ALTAMONTE PEDIATRIC ASSOCIATES		30	14	32%	44
PALM BAY PEDIATRICS		33	11	25%	44
SEMINOLE SPORTS AND FAMILY MEDICINE		43	1	2%	44
MOOSEHAVEN LIFE CARE CENTER		44			44
LECONTE MEDICAL CENTER LAB		34	10	23%	44
PEDIATRICS OF CENTRAL FLORIDA – SAINT CLOUD	2	40	2	5%	44
ALLIANCE OF PHYSICIANS AGAINST COVID-19			44	100%	44
VISITING PHYSICIANS ASSOCIATION		40	4	9%	44
Guardian Care Nursing and Rehabilitation Center		43			43
ELMCROFT OF BELLA VITA		36	7	16%	43
STUART URGENT CARE			43	100%	43
HEALTH FIRST - CAPE CANAVERAL HOSPITAL		1	42	98%	43
BRANCH MEDICAL CLINIC			43	100%	43
SOUTHEAST ALABAMA MEDICAL CENTER			43	100%	43
WINTER GARDEN REHAB AND NURSING CENTER		40	3	7%	43
MY CLINICAL LAB INC		4	39	91%	43
HARBORCHASE OF VERO BEACH		40	3	7%	43
ADVENT HEALTH - LAKE MARY		35	8	19%	43
ADVENT HEALTH - MOUNT DORA		6	36	86%	42
TROY REGIONAL MEDICAL CENTER		34	8	19%	42
BAPTIST MEDICAL CENTER SOUTH		31	11	26%	42
ST ANTHONYS REHABILITATION HOSPITAL		41	1	2%	42
Centre Pointe Health and Rehabilitation Center		42			42
FLORIDA HOSPITAL		26	16	38%	42
QUOTIENT SCIENCES			42	100%	42
Lakeside Nursing and Rehabilitation Center		35	7	17%	42
ORLANDO HEALTH AND REHAB CENTER		7	35	83%	42
FLORIDA HEALTH CARE		6	36	86%	42
Atlantic Shore Nursing and Rehab		42			42
Darcy Hall Of Life Care		42			42
PEDIATRIC SPECIALISTS MEDICAL GROUP	1	40	1	2%	42
RITECARE MED CTR H			41	100%	41
SUNNY HILLS ALF OF SEBRING INC		38	3	7%	41
FORT MYERS REHABILITATION AND NURSING CENTER		39	2	5%	41
FLORIDA HOSPITAL NEW SMYRNA		4	37	90%	41
CENTRA CARE – APOPKA	1	2	38	93%	41
ORANGE BLOSSOM FAMILY HEALTH		38	3	7%	41

COVID-19: testing by laboratory

Data through Dec 17, 2020 verified as of Dec 18, 2020 at 09:25 AM

Data in this report are provisional and subject to change.

The numbers in the table below represent the number of Florida and non-Florida residents for whom test results were received by the Department of Health. A person can be tested by more than one laboratory and can have both positive and negative results. **Therefore, the sum of the numbers in each column will be larger than the total number of people tested.**

Reporting lab	Inconclusive	Negative	Positive	Percent positive	Total
PEDIATRICS OF CENTRAL FLORIDA KISSI		33	8	20%	41
DAVID POSNACK JEWISH DAY SCHOOL		40			40
STEINHATCHEE FAMILY MEDICAL CENTER		36	4	10%	40
WELL HEALTH WORKS		39	1	3%	40
BioReference Laboratories, Inc		6	34	85%	40
CERTUS MTD OPCP LLC		39	1	3%	40
REDI-MED WALK-IN FAMILY CARE			40	100%	40
FAMILY EXTENDED CARE OF WINTER HAVEN		39	1	3%	40
SONATA COCONUT CREEK		30	10	25%	40
PRIDE DIAGNOSTICS		24	16	40%	40
PRECISION HEALTH SOLUTIONS LAB		9	31	78%	40
JAMES A HALEY VETERANS HOSPITAL			40	100%	40
BAY COUNTY JAIL ANNEX		34	5	13%	39
TGH URGENT CARE POWERED BY FAST TRACK			39	100%	39
ROCKLEDGE REGIONAL MEDICAL CENTER		30	9	23%	39
NAVARRE GARDENS		38	1	3%	39
INN AT THE FOUNTAINS, THE		34	5	13%	39
FRICKS PHARMACY		30	9	23%	39
POPLAR HEALTHCARE PLLC	1	11	27	69%	39
BRONX LEBANON HOSPITAL-MEDICAL CENTER		36	3	8%	39
NEXT MOLECULAR ANALYTICS		9	30	77%	39
CLINICAL RESEARCH SEQUENCING PLATFORM		8	31	79%	39
PRIME HEALTH OF NORTH PORT LLC		35	4	10%	39
BOND CLINIC, PA		9	29	76%	38
ROSECASTLE AT DELANEY CREEK		38			38
PALM RIVER COMMUNITY HEALTH CENTER		33	5	13%	38
HOMEWOOD RESIDENCE AT FREEDOM PLAZA		37	1	3%	38
FLORIDA MEDICAL CLINIC PA		35	3	8%	38
BOND CLINIC PA		8	30	79%	38
CAREMED CLINIC LLC		19	19	50%	38
AFTER HOURS PEDIATRICS INC		1	37	97%	38
URGENT CARE & WELLNESS CENTER		9	29	76%	38
FIRST CHOICE URGENT CARE		10	28	74%	38
RAINBOW PEDIATRICS PC LLC / BREAKFAST POINT		38			38
NEW YORK PRESBYTERIAN - QUEENS DIAGNOSTIC		37	1	3%	38
A COUNTRY PLACE ASSISTED LIVING FACILITY		38			38
CATHOLIC HEALTH SERVICES REGIONAL LAB		34	4	11%	38
Manatee Springs Rehabilitation and Nursing Center		36	2	5%	38
Peninsula Care and Rehab		36	2	5%	38
ISLAND DOCTORS			38	100%	38
Cross Landings Health and Rehabilitation		38			38
CLARE BRIDGE OF SARASOTA		37	1	3%	38
UNIVERSITY OF ALABAMA		35	3	8%	38
CAPITAL REGIONAL MEDICAL CENTER		2	36	95%	38
ADVENT HEALTH - LAKE WALES		28	10	26%	38
THE COLLIER AT NAPLES		36	1	3%	37

COVID-19: testing by laboratory

Data through Dec 17, 2020 verified as of Dec 18, 2020 at 09:25 AM

Data in this report are provisional and subject to change.

The numbers in the table below represent the number of Florida and non-Florida residents for whom test results were received by the Department of Health. A person can be tested by more than one laboratory and can have both positive and negative results. **Therefore, the sum of the numbers in each column will be larger than the total number of people tested.**

Reporting lab	Inconclusive	Negative	Positive	Percent positive	Total
CLERMONT HEALTH AND REHABILITATION CENTER		37			37
EXPERTUS LABORATORIES INC		13	24	65%	37
PONCE THERAPY CARE CENTER		34	3	8%	37
SUMMIT MEDICAL GROUP		33	4	11%	37
ONE MILO		37			37
PANAMA PHARMACY	2	31	4	11%	37
FHMG_CTR FOR SENIOR HEALTH		32	5	14%	37
MACADAMS HOME HEALTH AGENCY		37			37
RIVER TOWN DIAGNOSTIC LLC		13	24	65%	37
BOULEVARD REHABILITATION CENTER		24	13	35%	37
ROCHESTER GENERAL HOSPITAL LABORATORY		36	1	3%	37
PATHOGENIUS LABORATORIES		30	7	19%	37
LAKEVIEW INTERNAL MEDICINE		13	24	65%	37
BVL/LITTLE ANGEL PEDIATRICS		36			36
LOURDES HOSPITAL INC		34	2	6%	36
MEDIPATH LLC			36	100%	36
SONNIS PEDIATRICS PA		35	1	3%	36
MEDIQUICK URGENT CARE CENTERS INC			36	100%	36
COOPER FAMILY MEDICAL, PLLC		31	5	14%	36
CAPE REGIONAL MEDICAL CENTER		35	1	3%	36
CHARLES CROFT MD	1	35			36
OPPENHEIMER PLASTIC SURGERY LLC		34	2	6%	36
CLINICA HISPANA			36	100%	36
BENTON HOUSE OF ST. JOHNS		36			36
BROWARD HEALTH MEDICAL CENTER CLINICAL LAB			36	100%	36
FAMILY EXTENDED CARE OF SEBRING INC		34	2	6%	36
DOH-WEST PALM BEACH BRANCH LABORATORY		2	34	94%	36
LAKELAND REGIONAL HEALTH LAKE MIRIAM		3	32	91%	35
CYPRESS COVE		33	2	6%	35
ROHR HOME		32	3	9%	35
BAYSHORE PATHOLOGY		34	1	3%	35
HOLIDAY CVS LLC DBA CVS/PHARMACY #0440		35			35
IRL		4	31	89%	35
RIVERSIDE RECOVERY OF TAMPA		34	1	3%	35
ARBOR OAKS AT TYRONE	1	34			35
ADVENT HEALTH - FISH MEMORIAL		2	33	94%	35
ADVANCED MEDICAL GROUP		1	34	97%	35
P23 LABS		35			35
SARATOGA HOSPITAL LABORATORY		33	2	6%	35
CENTRA CARE - LAKE NONA		3	31	91%	34
PORT SAINT LUCIE HOSPITAL		34			34
MEDEX MEDICAL EXPRESS OF PALATKA LLC			34	100%	34
PARAMOUNT WALK-IN CLINIC		1	33	97%	34
MEDICATION ROOMS-CSU/CI NURSE STATION	1	28	5	15%	34
MID FLORIDA PATHOLOGY LLC MOBILE UNIT #4		18	16	47%	34
BIO-TECH CLINICAL LABORATORIES		1	33	97%	34

COVID-19: testing by laboratory

Data through Dec 17, 2020 verified as of Dec 18, 2020 at 09:25 AM

Data in this report are provisional and subject to change.

The numbers in the table below represent the number of Florida and non-Florida residents for whom test results were received by the Department of Health. A person can be tested by more than one laboratory and can have both positive and negative results. **Therefore, the sum of the numbers in each column will be larger than the total number of people tested.**

Reporting lab	Inconclusive	Negative	Positive	Percent positive	Total
JERICO URGENT CARE		31	3	9%	34
ACCURATE DIAGNOSTIC LAB		32	1	3%	33
PATRICK AIR FORCE BASE		3	30	91%	33
CARENOW URGENT CARE - LAKE MARY			33	100%	33
PINNACLES PEDS CARE PA		33			33
PEDIATRICS IN BREVARD PA- ROCKLEDGE		27	6	18%	33
QHC UPSTATE MEDICAL PC		28	5	15%	33
PENNSYLVANIA DEPT OF HEALTH		20	13	39%	33
BOND CLINIC		3	30	91%	33
AYERS NURSING AND REHABILITATION CENTER		33			33
CORAL GABLES HOSPITAL			33	100%	33
ECOLAB GROUP		6	27	82%	33
PRMG - EAST NAPLES		23	10	30%	33
TRADITIONAL HOME HEALTH OF PALM BEACH INC		33			33
BIOREFERENCE LABORATORIES		3	30	91%	33
KAPG ST AUGUSTINE SENIOR HOUSING OPCO LLC		33			33
CHERRY OAK PALM BEACH COUNTY		33			33
Kensington Gardens		33			33
AHSE ROP		32	1	3%	33
SANFORD MOBILE LAB PGA TOUR		32	1	3%	33
HR SARASOTA OPERATOR LLC		23	10	30%	33
MARQUIS LABS, LLC		33			33
ST. MARYS MEDICAL CENTER		1	32	97%	33
COOPER FAMILY MEDICAL PLLC		25	8	24%	33
PHYSICIAN ASSOCIATES LLC		26	6	19%	32
STEWART SEBASTIAN RIVER MEDICAL CENTER		27	5	16%	32
COLLIER HMA PHYSICIAN MANAGEMENT LLC		26	6	19%	32
AZALEA TRACE PHYSICIAN SERVICES		32			32
CARE ONE OF FLORIDA LLC		12	20	63%	32
SH HERON EAST LLC		32			32
ST AUGUSTINE PEDIATRIC ASSOC		30	2	6%	32
NORTH FLORIDA SPINE AND WELLNESS		28	4	13%	32
HOLZER HEALTH CENTER			32	100%	32
FLORIDA DEPARTMENT OF HEALTH IN CALHOUN COUNTY		20	12	38%	32
QUICK CARE MED LLC		26	6	19%	32
WESTMINSTER ST AUGUSTINE		32			32
BIOFIRE		7	25	78%	32
AMERICAN HOUSE COCONUT POINT		30	2	6%	32
NEW SMYRNA BEACH URGENT CARE			32	100%	32
CEDAR CREEK AT KINGS BAY INC		32			32
Palm Garden of Largo		32			32
PENSACOLA PEDIATRICS, PA		27	5	16%	32
MISSION OAKS ASSISTED LIVING		31	1	3%	32
DOH		17	15	47%	32
ADVENTIST HEALTH SYSTEM FLORIDA		25	7	22%	32
RASHDA ALBIBI M.D. P.A.		30	2	6%	32

COVID-19: testing by laboratory

Data through Dec 17, 2020 verified as of Dec 18, 2020 at 09:25 AM

Data in this report are provisional and subject to change.

The numbers in the table below represent the number of Florida and non-Florida residents for whom test results were received by the Department of Health. A person can be tested by more than one laboratory and can have both positive and negative results. **Therefore, the sum of the numbers in each column will be larger than the total number of people tested.**

Reporting lab	Inconclusive	Negative	Positive	Percent positive	Total
life Care Center of Melbourne		17	14	45%	31
MINUTECLINIC DIAGNOSTIC OF RHODE ISLAND, LLC #1544		30	1	3%	31
AMERICAN FAMILY MEDICAL LLC		17	14	45%	31
NEOGENOMICS LABORATORIES INC		31			31
ESCAMBIA COUNTY JAIL		18	13	42%	31
BAYFRONT MEDICAL		23	8	26%	31
CRANE CENTER		22	9	29%	31
REDI-MED WALK IN FAMILY CLINIC			31	100%	31
MANOR CARE OF PALM HARBOR		31			31
ARBOR TERRACE SAN JOSE LLC		30	1	3%	31
IPSUM DIAGNOSTICS		3	28	90%	31
DISCOVERY COMMONS AT BRADENTON		31			31
VETERANS HOME			31	100%	31
VILLAGE ON THE ISLE		27	4	13%	31
GRAND ST PAUL CVS		31			31
NIGHT LITE PEDIATRICS URGENT CARE CENTER			31	100%	31
NORTH FLORIDA INTERNAL MEDICINE PA		25	6	19%	31
MEDLOGIC LABORATORIES		3	28	90%	31
MOLECULAR DIAGNOSTICS		1	30	97%	31
GRAND OAKS OF JENSEN BEACH LLC		31			31
Palms at Ponte Vedra Assisted Living and Memory Care		30	1	3%	31
SOMERBY OF SANTA ROSA BEACH		29	2	6%	31
ADVENT HEALTH CENTRA CARE - APOPKA NORTH		10	20	67%	30
PECONIC BAY MEDICAL CENTER LABORATORY		24	6	20%	30
LITTLE NECK URGENT CARE		29	1	3%	30
PERSONAL PEDIATRICS		27	3	10%	30
BEACHES PEDIATRICS PA		29	1	3%	30
LabCorp L#09258130 M#09258125		12	18	60%	30
FLORIDA HEART & VASCULAR MULTISPECIALTY GROUP PA		22	8	27%	30
CARDIOLOGY AND MEDICINE ASSOCIATES		26	4	13%	30
NORTHWELL HEALTH PLAINVIEW HOSPITAL LABORATORY		24	6	20%	30
PHOSPHORUS DIAGNOSTICS		27	3	10%	30
HERITAGE WATERSIDE		27	3	10%	30
FLORIDA HEALTH CARE DELAND			30	100%	30
REGENCY PARK ASSISTED LIVING FACILITY		29	1	3%	30
AMEERAH LABS			30	100%	30
OSPREY LODGE		28	2	7%	30
IMA MEDICAL GROUP		20	10	33%	30
SUNRISE URGENT CARE ASSOCIATES LLC D/B/A	1	13	16	53%	30
BROOKDALE PALMER RANCH	1	29			30
ADVENT HEALTH EXPRESS CARE		3	27	90%	30
AU HEALTH		25	5	17%	30
TRADITIONAL HOME CARE INC		29			29
METRO KNOXVILLE HMA		24	5	17%	29
WESTWOOD NURSING AND REHABILITATION		28	1	3%	29
JACKSON HEALTH SYSTEM		1	28	97%	29

COVID-19: testing by laboratory

Data through Dec 17, 2020 verified as of Dec 18, 2020 at 09:25 AM

Data in this report are provisional and subject to change.

The numbers in the table below represent the number of Florida and non-Florida residents for whom test results were received by the Department of Health. A person can be tested by more than one laboratory and can have both positive and negative results. **Therefore, the sum of the numbers in each column will be larger than the total number of people tested.**

Reporting lab	Inconclusive	Negative	Positive	Percent positive	Total
P4CLINICAL	3	2	24	83%	29
WUESTHOFF MEMORIAL HOSPITAL			29	100%	29
TITUSVILLE FAMILY PRACTICE		14	15	52%	29
HAWTHORN HOUSE☐		25	4	14%	29
SEMINOLE TRIBE OF FLORIDA		22	7	24%	29
PRINCETON VILLAGE☐		26	3	10%	29
BUECHELE DENTAL PA DBA CLERMONT FAMILY DENTISTRY		25	4	14%	29
COMPREHENSIVE CHILDCARE		23	6	21%	29
CARITHERS PEDIATRIC GROUP		19	10	34%	29
UNIV OF ROCHESTER-STRONG MEMORIAL HOSP		28	1	3%	29
CANTERFIELD OF CLAY COUNTY		28	1	3%	29
ADVENTHEALTH EXPRESS CARE AT WALGREENS 49TH STREET		23	6	21%	29
LCS SANDHILL COVE LLC DBA		28	1	3%	29
JACKSONVILLE UNIVERSITY		27	2	7%	29
BELVEDERE COMMONS OF SUN CITY CENTER☐		29			29
CENTRA CARE - DR. PHILLIPS		1	28	97%	29
NEMOURS CHILDREN'S CLINIC		22	7	24%	29
WEST ISLIP URGENT CARE		28			28
APOLLOMDX LABS		9	19	68%	28
EC OPCO PENSACOLA, LLC		28			28
AMERICAN HOUSE SENIOR LIVING		28			28
MEDICAL CONSULTANTS OF FLORIDA LLC		27	1	4%	28
LONGLEAF DIAGNOSTIC LABORATORIES		3	25	89%	28
SOUTHERN LABORATORY		6	22	79%	28
PINELLAS COUNTY JAIL			28	100%	28
MAINSTREAM DIAGNOSTIC LABORATORY LLC		23	5	18%	28
MAUREEN OROURKE-FUTEY			28	100%	28
PORT ST LUCIE HOSPITAL		25	3	11%	28
BALMORAL TENANT SERVICES INC		28			28
FHMG- FLORIDA HOSPITAL MEDICAL GROUP		20	8	29%	28
ACTIVE SENIOR LIVING		26	2	7%	28
ELLENTON PEDIATRICS PA		25	3	11%	28
IMA MEDICAL GROUP POINCIANA		13	15	54%	28
PALM GARDEN OF JACKSONVILLE		27	1	4%	28
FLORIDA ATLANTIC UNIVERSITY STUDENT HEALTH		17	11	39%	28
NIGHT LITE PEDIATRICS CENTER LLC		8	20	71%	28
KINDRED HOSPITAL MELBOURNE		27			27
EDEN AT CRESTVIEW		12	15	56%	27
KINDRED AT HOME		21	6	22%	27
EXPRESS CARE OF BELLEVIEW		27			27
SUNCOAST LABS			27	100%	27
MIAMI VA HEALTHCARE SYSTEM			27	100%	27
Heartland Health Care Center North Sarasota		17	10	37%	27
EVERLYWELL		15	12	44%	27
FLORIDA DEPARTMENT OF HEALTH IN LIBERTY COUNTY		21	6	22%	27
VENICE REGIONAL MEDICAL CENTER BAYFRONT HEALTH		7	20	74%	27

COVID-19: testing by laboratory

Data through Dec 17, 2020 verified as of Dec 18, 2020 at 09:25 AM

Data in this report are provisional and subject to change.

The numbers in the table below represent the number of Florida and non-Florida residents for whom test results were received by the Department of Health. A person can be tested by more than one laboratory and can have both positive and negative results. **Therefore, the sum of the numbers in each column will be larger than the total number of people tested.**

Reporting lab	Inconclusive	Negative	Positive	Percent positive	Total
ARIZONA DEPARTMENT OF HEALTH SERVICES			27	100%	27
CDC		17	10	37%	27
MARTIN ACQUISITION 1 LLC DBA		27			27
CONNECTICUT DEPARTMENT OF HEALTH		22	5	19%	27
BARKLEY PLACE		27			27
TAYLORVILLE FAMILY MEDICINE		20	7	26%	27
GOOD HEARTS COVID TESTING		8	19	70%	27
OAKTREE HEALTHCARE			27	100%	27
UCLA HEALTHCARE CLINICAL LABS		23	4	15%	27
SOLARIS HEALTHCARE BAYONET POINT		26	1	4%	27
EC OPCO CARROLLWOOD LLC		21	6	22%	27
HOLISTIC PEDIATRICS GROUP LLC		25	2	7%	27
MAINSTREET FAMILY URGENT CARE		1	26	96%	27
ADVANCED MEDICAL OF NAPLES LLC			27	100%	27
MONCRIEF ARMY HEALTH CLINIC			26	100%	26
HEALTH FIRST - VIERA HOSPITAL		1	25	96%	26
THE MINIER URGENT CARE		20	6	23%	26
PLAINVIEW URGENT CARE		25	1	4%	26
SUMMIT MEDICAL GROUP PA		26			26
CENTRA CARE – SAND LAKE		1	25	96%	26
PALM HARBOR FAMILY PRACTICE & WALK-IN		14	12	46%	26
HERNANDO COUNTY FIRE RESCUE DISTRICT		11	15	58%	26
NORTH FLORIDA PEDIATRICS		25	1	4%	26
LINCOLN DIAGNOSTIC LAB		25	1	4%	26
ADVENT HEALTH PARTIN SETTLEMENT HEALTH PARK		18	8	31%	26
FERN PARK DEVELOPMENTAL CENTER			26	100%	26
FAST TRACK URGENT CARE CENTER - SEMINOLE			26	100%	26
SANTA BARBARA CARE CENTER		16	10	38%	26
MALCOM RANDALL DEPT OF VAMC			26	100%	26
SUSANNA WESLEY HEALTH CENTER		24	2	8%	26
WILLOWBROOKE COURT AT ST ANDREWS ESTATES		22	4	15%	26
UNION MEDICAL CARE		26			26
LOOP PEDIATRICS		22	4	15%	26
LAKELAND NURSING AND REHABILITATION CENTER			26	100%	26
SUNTREE INTERNAL MEDICINE		25			25
Surrey Place Healthcare and Rehabilitation		25			25
BAY COUNTY SHERIFFS OFFICE JAIL FACILITY		21	4	16%	25
WOMENS CARE FLORIDA LABORATORY		25			25
ORCHARD RIDGE CARE AND REHABILITATION CENTER		25			25
ADVENT HEALTH CENTRA CARE - LAKE BUTLER BOULEVARD			25	100%	25
OAK MANOR NURSING HOME		24	1	4%	25
SANITAS		4	21	84%	25
MINUTE CLINIC INCORPORATE		20	5	20%	25
FAMILY CARE PARTNERS		15	10	40%	25
RENAISSANCE AT THE TERRACES		25			25
MED ONE AT SAINT AUGUSTINE		20	5	20%	25

COVID-19: testing by laboratory

Data through Dec 17, 2020 verified as of Dec 18, 2020 at 09:25 AM

Data in this report are provisional and subject to change.

The numbers in the table below represent the number of Florida and non-Florida residents for whom test results were received by the Department of Health. A person can be tested by more than one laboratory and can have both positive and negative results. **Therefore, the sum of the numbers in each column will be larger than the total number of people tested.**

Reporting lab	Inconclusive	Negative	Positive	Percent positive	Total
PENSACOLA DEVELOPMENTAL CENTER		9	16	64%	25
ST. CLOUD HOSPITAL		20	5	20%	25
WAVE CREST HEALTH AND REHABILITATION CENTER		25			25
PRACTICE MANAGEMENT OF AMERICA, INC.		3	22	88%	25
RJ LEE GROUP	1	23	1	4%	25
CDR MAGUIRE - MIAMI BEACH CC MISSION 17388		2	23	92%	25
UNIPATH		18	7	28%	25
ARCPPOINT LABS OF FORT LAUDERDALE		25			25
LAKE HOWELL FAMILY MEDICINE ASSOCIATES		18	6	25%	24
University Hills health and Rehabilitation		15	9	38%	24
WELLOW URGENT CARE		23	1	4%	24
HERITAGE OAKS ASSISTED LIVING & MEMORY CARE		20	4	17%	24
SEVEN HILLS HEALTH AND REHABILITATION CENTER		24			24
TRUGENX		1	23	96%	24
MADWAR		19	5	21%	24
WHITE WILSON MEDICAL CENTER PA - NAVARRE			24	100%	24
CHAMBREL AT ISLAND LAKE		23	1	4%	24
CITYMD OF MANAHAWKIN		22	2	8%	24
BROOKDALE JENSEN BEACH		24			24
WESTMINSTER WOODS ON JULINGTON CREEK		22	2	8%	24
MINUTE CLINIC LLC #2216		23	1	4%	24
THE CHAPPEL GROUP RESEARCH		24			24
MAGNOLIA FAMILY URGENT CARE		22	2	8%	24
WATERCREST ST LUCIE WEST		23	1	4%	24
NADAL PEDIATRICS		23	1	4%	24
AVENTIS BIO-SERVICES CTL		24			24
PORT SAINT JOHN FAMILY PRACTICE		18	6	25%	24
LONG ISLAND JEWISH MED CTR		23	1	4%	24
GRAMERCY PARK URGENT CARE		24			24
LABORATORY DYNAMICS		20	4	17%	24
KINDRED HOSPITAL NORTH FLORIDA		22	2	8%	24
MEDCOMP SCIENCES			24	100%	24
UNION MEDICAL CARE PLLC		24			24
MEDRITE URGENT CARE		16	8	33%	24
COURTYARDS OF ORLANDO		24			24
CDR MAGUIRE INC	1	2	21	88%	24
SENIOR HEALTH OF WINTER PARK DUNDEE		24			24
STATEN ISLAND UNIVERSITY HOSPITAL-POUCH		24			24
UF HEALTH NORTH JACKSONVILLE			23	100%	23
WEST VOLUSIA FAMILY AND SPORTS MEDICINE		23			23
MOOSEHAVEN HEALTH CENTER		12	11	48%	23
Mt Sinai Aventura			23	100%	23
PORT CHARLOTTE REHABILITATION CENTER		20	3	13%	23
MINUTECLINIC DIAGNOSTIC OF RHODE ISLAND, LLC #212		23			23
ISLAND COAST PEDIATRICS PA		22	1	4%	23
WHOLE FAMILY HEALTH CENTER INC		17	6	26%	23

COVID-19: testing by laboratory

Data through Dec 17, 2020 verified as of Dec 18, 2020 at 09:25 AM

Data in this report are provisional and subject to change.

The numbers in the table below represent the number of Florida and non-Florida residents for whom test results were received by the Department of Health. A person can be tested by more than one laboratory and can have both positive and negative results. **Therefore, the sum of the numbers in each column will be larger than the total number of people tested.**

Reporting lab	Inconclusive	Negative	Positive	Percent positive	Total
PARK WEST MEDICAL CENTER		22	1	4%	23
LEVY COUNTY DEPARTMENT OF HEALTH		19	4	17%	23
CENTRAL FLORIDA PEDIATRICS		13	10	43%	23
AFTER HOURS PEDIATRICS			23	100%	23
DEVELOPMENTAL DISABILITIES DEFENDANT PROGRAM		23			23
HENNEPIN COUNTY MEDICAL CENTER (HCMC)		12	11	48%	23
PENSACOLA PEDIATRICS - PACE		16	7	30%	23
STEWART MEDICAL GROUP, INC		17	6	26%	23
LAKE CITY VA MEDICAL CENTER			23	100%	23
SOLARIS SENIOR LIVING OF MERRITT ISLAND		23			23
THE TERRACE OF JACKSONVILLE		3	20	87%	23
UNIVERSITY HILLS HEALTH AND REHABILITATION CENTER		18	5	22%	23
MINUTECLINIC LLC #3748		19	4	17%	23
CARE ONE OF FLORIDA		8	15	65%	23
EGL GENETIC DIAGNOSTICS		1	22	96%	23
TARPON BAYOU CENTER			22	100%	22
WARDE MEDICAL LABORATORY		15	7	32%	22
ROCKLEDEGE REGIONAL MEDICAL CENTER		17	5	23%	22
FLORIDA PEDIATRICS		6	16	73%	22
FIRST CHOICE PEDIATRICS LOOP		20	2	9%	22
FLORIDA HEALTH CARE PLANS INC		1	21	95%	22
MAKO MEDICAL		14	8	36%	22
MOBILE DIVISION LABORATORY		7	15	68%	22
SARASOTA MEMORIAL NURSING & REHABILITATION CTR		22			22
LAFAYETTE NURSING AND REHABILITATION CENTER		22			22
FHMG-FLORIDA HOSPITAL MEDICAL GROUP		19	3	14%	22
MILLENNIUM PHYSICIAN GROUP LLC		18	4	18%	22
BONIFAY NURSING AND REHAB CENTER			22	100%	22
APOLLO SURGERY CENTER		20	2	9%	22
SUNQUEST		3	19	86%	22
TEN HEALTHCARE		6	16	73%	22
INTERNAL MEDICINE ASSOCIATES PA		20	2	9%	22
PULMONARY SPECIALISTS OF THE PALM BEACHES		15	7	32%	22
STUART LODGE LIVING LLC		4	18	82%	22
WUESTHOFF MEDICAL CENTER-MELBOURNE			22	100%	22
BROOKDALE UNIVERSITY HOSPITAL		21	1	5%	22
BAPTIST HEALTH SOUTH FLORIDA - WEST BOCA URGENT CARE			22	100%	22
MADISON COUNTY MEMORIAL HOSP		12	10	45%	22
DIACARTA INC.		22			22
ADVENT HEALTH - LAKE MARY PEDIATRICS		15	7	32%	22
COASTAL INTERNAL MEDICINE		17	5	23%	22
PRECISION HEALTH SOLUTIONS		12	10	45%	22
KEY PRIMARY CARE			22	100%	22
MINUTECLINIC LLC #3255		16	6	27%	22
PATHGROUP			21	100%	21
RIVERHEAD URGENT CARE		21			21

COVID-19: testing by laboratory

Data through Dec 17, 2020 verified as of Dec 18, 2020 at 09:25 AM

Data in this report are provisional and subject to change.

The numbers in the table below represent the number of Florida and non-Florida residents for whom test results were received by the Department of Health. A person can be tested by more than one laboratory and can have both positive and negative results. **Therefore, the sum of the numbers in each column will be larger than the total number of people tested.**

Reporting lab	Inconclusive	Negative	Positive	Percent positive	Total
PANCARE HEALTH - BONIFAY K-8			21	100%	21
ST JUDE CHILDRENS RESEARCH HOSPITAL		21			21
CLINICAL PATHOLOGY LABORATORIES SOUTHEAST			21	100%	21
FELICIDAD MEDICAL CENTER			21	100%	21
PALM BAY HOSPITAL			21	100%	21
OPIS COQUINA CENTER		21			21
WEST		14	7	33%	21
WESTPAC LABS		1	20	95%	21
SEA PINES REHABILITATION HOSPITAL		21			21
NURSES HELPING HANDS INC ALF		21			21
BOCA BIOLISTIC REFERENCE LAB			21	100%	21
WINDERMERE MEDICAL CENTER		18	3	14%	21
STATE LAB		2	19	90%	21
HARMONY CLINIC		1	20	95%	21
FLORIDA MEDICAL CLINIC LLC		20	1	5%	21
MONTEFIORE NEW ROCHELLE HOSPITAL		20	1	5%	21
VASSAR BROTHERS MEDICAL CENTER LABORATORY		20	1	5%	21
NEIGHBORHOOD MEDICAL CENTER INC		21			21
GASTROENTEROLOGY ASSOCIATES OF PENSACOLA PA		20	1	5%	21
BISHOP GRADY VILLAS		21			21
KINDRED HOSPITAL - SOUTH FLORIDA		21			21
HOSPICE OF THE EMERALD COAST INC - PANAMA CITY		21			21
ISLAND URGENT CARE PLLC		20			20
JA POC MANUAL SUBSECTION		20			20
PREMISE HEALTH MIA			20	100%	20
ARDEN COURTS OF WINTER SPRINGS		18	2	10%	20
TUKA PEDIATRICS		1	19	95%	20
MAIMONIDES-SHALOM ACADEMY, INC		19	1	5%	20
HEARTLAND HEALTHCARE AND REHAB CENTER			20	100%	20
ROCKLEDGE FAMILY HEALTH			20	100%	20
Wiregrass Rehabilitation Center and Nursing Home		20			20
LABORATORY ALLIANCE OF CENTRAL NEW YORK		19	1	5%	20
POINT OF CARE CLINICS PRIMARY CARE		20			20
JAMAICA HOSPITAL MEDICAL CENTER		19	1	5%	20
FLORIDA HOSPITAL LABS		11	9	45%	20
POARCH BANC CREEK INDIANS TRIBAL HEALTH DEPARTMENT			20	100%	20
ADVENTHEALTH CENTRA CARE WINTER HAVEN		1	19	95%	20
CL BRUMBACK PRIMARY CARE CLINIC LANTANA		2	18	90%	20
ROYAL PALM SENIOR RESIDENCE		20			20
INTERNATIONAL MEDICAL LABORATORY		20			20
HEALTHY MINORS, LLC.		20			20
NORTH CAROLINA DEPARTMENT OF HEALTH & HUMAN SERVICES			20	100%	20
BRISTOL AT TAMPA, THE		19	1	5%	20
WILLOW BROOKE COURT AT AZALEA TRACE		20			20
UPMC CHAUTAUQUA AT WCA LABORATORY		19	1	5%	20
HENDRY REGIONAL CORPORATE HEALTH			20	100%	20

COVID-19: testing by laboratory

Data through Dec 17, 2020 verified as of Dec 18, 2020 at 09:25 AM

Data in this report are provisional and subject to change.

The numbers in the table below represent the number of Florida and non-Florida residents for whom test results were received by the Department of Health. A person can be tested by more than one laboratory and can have both positive and negative results. **Therefore, the sum of the numbers in each column will be larger than the total number of people tested.**

Reporting lab	Inconclusive	Negative	Positive	Percent positive	Total
NIGHT LITE PEDIATRIC CENTER		10	10	50%	20
PHYSICIANS STAT		1	19	95%	20
MAGNOLIA MEDICAL CLINIC		1	19	95%	20
GRAND OAKS OF PALM CITY LLC□	1	18	1	5%	20
BAY PEDIATRICS PA		18	2	10%	20
NOBLE SENIOR LIVING		3	17	85%	20
HUNT CLUB PEDIATRIC ASSOCIATES LLC		19	1	5%	20
MEDICAL EXPRESS CORP		18	2	10%	20
RADIOLOGY ASSOCIATES OF VENICE AND ENGLEWOOD		19	1	5%	20
TGH MEDICAL GROUP LABORATORY CARROLLWOOD			20	100%	20
HOSPICE OF MARTIN & ST LUCIE, INC		20			20
UNIVERSITY MEDICAL CTR OF PRINCETON AT		18	2	10%	20
CARENOW - DOWNTOWN NORTH GULCH		20			20
REDITUS LABORATORIES			19	100%	19
INTEGRATED REGIONAL LABORATORIES - LARGO			19	100%	19
MED HEALTH SERVICES		18	1	5%	19
MADISON COUNTY MEMORIAL HOSPITAL LABORATORY		14	5	26%	19
ENGLEWOOD HOSPITAL AND MEDICAL CENTER		15	4	21%	19
WOLFF CTR FOR CHILD & ADOLESCENT HEALTH PLLC,THE		17	2	11%	19
TGH URGENT CARE - RIVERVIEW			19	100%	19
UNIVERSITY HOSPITAL		16	3	16%	19
ADVENT HEALTH PRIMARY CARE PLUS, WINTER GARDEN		15	4	21%	19
AMERICAN ESOTERIC LABORATORIES		5	14	74%	19
FINLAY C. LABORATORY		3	16	84%	19
STONE WASH CLINICAL LABORATORIES		2	17	89%	19
FLORIDA DEPARTMENT OF HEALTH IN TAYLOR COUNTY		16	3	16%	19
Golfview Healthcare Center		19			19
ESOTERIX GENETIC LABORATORIES		16	3	16%	19
MINUTECLINIC LLC #3637		14	5	26%	19
MINUTECLINIC, LLC #08366		15	4	21%	19
LAB INTERMARKET FACILITY LAB		1	18	95%	19
STEWART ROCKLEDGE HOSPITAL			19	100%	19
JEFFERSON K-12, A SOMERSET SCHOOL- CLINIC		16	3	16%	19
SEVEN RIVERS REGIONAL MEDICAL CENTER		5	14	74%	19
CENTRAL FLORIDA HEALTH CARE INC		2	17	89%	19
MINUTECLINIC LLC #3648		15	4	21%	19
BAYVIEW MEDICAL		19			19
BULLS HEAD URGENT CARE		19			19
THE COMMONWEALTH OF MASSACHUSETTS			19	100%	19
BEEHIVE HOMES OF GULF BREEZE		19			19
HARBORCHASE OF WELLINGTON CROSSING		18	1	5%	19
BETHUNE-COOKMAN UNIVERSITY		1	18	95%	19
INTERCOASTAL MEDICAL GROUP			19	100%	19
CROSSWINDS HEALTH AND REHABILITATION CENTER		19			19
MOBILE MEDICAL ASSOCIATES PL		9	10	53%	19
BRENTWOOD RETIREMENT COMMUNITY		17	2	11%	19

COVID-19: testing by laboratory

Data through Dec 17, 2020 verified as of Dec 18, 2020 at 09:25 AM

Data in this report are provisional and subject to change.

The numbers in the table below represent the number of Florida and non-Florida residents for whom test results were received by the Department of Health. A person can be tested by more than one laboratory and can have both positive and negative results. **Therefore, the sum of the numbers in each column will be larger than the total number of people tested.**

Reporting lab	Inconclusive	Negative	Positive	Percent positive	Total
MAYO CLINIC JACKSONVILLE			19	100%	19
VETERANS AFFAIRS MEDICAL CENTER - NEW YORK HARBOR		18	1	5%	19
GREENLEAF ALF		19			19
GOOD SAMARITAN HOSPITAL LABORATORY		16	3	16%	19
ERDOX		18	1	5%	19
CLERMONT ADVENTHEALTH CENTRA CARE			18	100%	18
NOVANT HEALTH		14	4	22%	18
MARATHON HEALTH FOR LIFE		16	2	11%	18
HARTFORD HOSPITAL ANCILLARY LAB		17	1	6%	18
MADISON CORE LABORATORIES		17	1	6%	18
ACCESS 365 URGENT CARE		7	11	61%	18
MORTON PLANT HOSPITAL NURSING			18	100%	18
WALK IN MEDICAL URGENT CARE		18			18
MINUTECLINIC LLC #1807		16	2	11%	18
STEWART MEDICAL GROUP INC			18	100%	18
QUALITY URGENT CARE AND WELLNESS PL		17	1	6%	18
TPCA CLINICAL LABORATORIES		15	3	17%	18
MORTON PLANT			18	100%	18
FAMILY CARE CYPRESS CREEK		1	17	94%	18
XPRESS WELLNESS URGENT CARE			18	100%	18
MINUTE CLINIC, LLC DBA MINUTECLINIC #4505		17	1	6%	18
RENAISSANCE SENIOR LIVING		18			18
GREEN GABLES ASSISTED LIVING FACILITY		18			18
EGLIN AFB		9	9	50%	18
TOTAL RENAL LABORATORIES INC		13	5	28%	18
FLORIDA COMMUNITY HEALTH CENTER OF ST. LUCIE		1	17	94%	18
STETSON UNIVERSITY STUDENT HEALTH CENTER		3	15	83%	18
ST PETER'S BENDER LABORATORY		18			18
DAVID LAWRENCE CENTER		15	3	17%	18
MOORINGS PARK OAKSTONE AT GREY OAKS		17	1	6%	18
SOUTHSIDE HOSPITAL NORTHWELL HEALTH LABORATORY		17	1	6%	18
JACKSON NORTH MEDICAL CENTER		2	16	89%	18
JOHNS HOPKINS CHILDREN'S HOSPITAL			18	100%	18
QUALITY URGENT CARE AND WELLNESS		12	6	33%	18
HOSPICE OF ST FRANCIS INC		17	1	6%	18
COLORADO DEPARTMENT OF HEALTH LABORATORY SERVICES DIVISION			17	100%	17
HOLY NAME HOSPITAL LABORATORY		16	1	6%	17
EMERALD COAST BEHAVIORAL HOSPITAL		17			17
RESEARCH CENTERS OF AMERICA, LLC		14	3	18%	17
AMMON ANALYTICAL LABORATORIES		15	2	12%	17
Coastal Health and Rehabilitation Center		16	1	6%	17
Life Care Center at Inverrary		17			17
CHIPOLA MEDICAL ASSOCIATES		2	15	88%	17
WASHINGTON REHAB AND NURSING		17			17
NORTH FLORIDA PEDIATRICS - JACKSONVILLE		15	2	12%	17
Cleveland Clinic Laboratories		4	13	76%	17

COVID-19: testing by laboratory

Data through Dec 17, 2020 verified as of Dec 18, 2020 at 09:25 AM

Data in this report are provisional and subject to change.

The numbers in the table below represent the number of Florida and non-Florida residents for whom test results were received by the Department of Health. A person can be tested by more than one laboratory and can have both positive and negative results. **Therefore, the sum of the numbers in each column will be larger than the total number of people tested.**

Reporting lab	Inconclusive	Negative	Positive	Percent positive	Total
CONSOLIDATED LAB SERVICES		8	9	53%	17
RESIDENCE AT BAY VUE		17			17
CARESPOT		1	16	94%	17
UVMC MICROBIOLOGY		16	1	6%	17
DCH REGIONAL MEDICAL CENTER LABORATORY		16	1	6%	17
EDWARD J HEALEY REHAB & NURSING CENTER		17			17
LONG TERM CARE OF GULF BREEZE LLC		17			17
LAKE GIBSON VILLAGE, LLC		17			17
LINCOLN MEDICAL AND MENTAL HEALTH CENTER		16	1	6%	17
WALGREEN EASTERN CO, INC		17			17
VALENCIA HOUSE ALF		17			17
ASCENSION ST VINCENT'S PRIMARY CARE			17	100%	17
ESTATES MEDICAL CENTER		12	5	29%	17
BROWARD HEALTH IMPERIAL POINT NURSING			17	100%	17
WINTER PARK FAMILY PRACTICE LLC		17			17
SUNSHINE URGENT CARE LLC			17	100%	17
NORTH PINELLAS CHILDRENS MEDICAL CENTER			17	100%	17
CAREMED INTERNAL MEDICINE			17	100%	17
CARE CENTERS OF NASSAU		16	1	6%	17
ST. JUDES LABORATORIES		12	5	29%	17
COAST MED URGENT CARE		16	1	6%	17
WASHINGTON COUNTY HEALTH DEPARTMENT		9	8	47%	17
PRIME CARE ONE LLC/HARBORCHASE OF VENICE			16	100%	16
SPRING MANOR ASSISTED LIVING		16			16
BONIFAY NURSING AND REHABILITATION CENTER			16	100%	16
GENESIS DERMATOLOGY		14	2	13%	16
CSL PLASMA INC		3	13	81%	16
RITECARE MEDICAL CENTER			16	100%	16
MEDEXPRESS - BLOOMIN BRANDS		4	12	75%	16
NO NAME		8	8	50%	16
XERA MED RESEARCH			16	100%	16
FAST TRACK URGENT CARE CENTER - TYRONE			16	100%	16
HEALTH CENTRAL HOSPITAL			16	100%	16
CROSS CITY REHABILITATION AND HEALTH CARE CENTER		16			16
ADVENT HEALTH CENTRA CARE - LAKE BUENA VISTA			16	100%	16
URGENT CARE CLINIC OF LINCOLN		14	2	13%	16
NORTH CENTRAL BRONX HOSPITAL		15	1	6%	16
FLAGLER HOSPITAL INC	2		14	88%	16
MED PLUS FLORENCE		12	4	25%	16
CRUCIAL CARE		10	6	38%	16
MILLENNIUM PHYSICIAN GRP LLC NAPLES PINE RIDGE			16	100%	16
URGENT CARE WEST CLINIC		14	2	13%	16
PUBLIC SQUARE PHARMACY LLC		14	2	13%	16
PANCARE HEALTH - FREEPORT CLINIC SUITE B		14	2	13%	16
BROOKWOOD BAPTIST MEDICAL CENTER		15	1	6%	16
ASURANCE SCIENTIFIC LABORATORIES		16			16

COVID-19: testing by laboratory

Data through Dec 17, 2020 verified as of Dec 18, 2020 at 09:25 AM

Data in this report are provisional and subject to change.

The numbers in the table below represent the number of Florida and non-Florida residents for whom test results were received by the Department of Health. A person can be tested by more than one laboratory and can have both positive and negative results. **Therefore, the sum of the numbers in each column will be larger than the total number of people tested.**

Reporting lab	Inconclusive	Negative	Positive	Percent positive	Total
WHITE WILSON MEDICAL CENTER IMMEDIATE CARE			16	100%	16
SRMC AVALON		9	7	44%	16
CHILDREN'S MEDICAL CENTER			16	100%	16
HARMONY HEALTH OPCO, LLC		15	1	6%	16
COLONY CARE CENTER		8	8	50%	16
SAMFORD UNIVERSITY HEALTH SERVICES		15	1	6%	16
HERNANDO ENDOSCOPY AND SURGERY CENTER		14	2	13%	16
INTERNAL MEDICINE ASSOCIATES & SPECIALTIES INC		15	1	6%	16
ALL FLORIDA FAMILY & SPORTS MEDICINE		15	1	6%	16
ST ELIZABETH MEDICAL CENTER LABORATORY		15	1	6%	16
COUNTY OF LOS ANGELES			16	100%	16
BRIDGEVIEW CENTER LLC		12	3	20%	15
WALGREENS COVID-19		14	1	7%	15
GENERAL INTERNAL MEDICINE MEDICAL CTR CLINIC		10	5	33%	15
THE RESIDENCE AT TIMBER PINES		15			15
DIATHERIX		13	2	13%	15
MILTON 4707		15			15
WEST BROWARD CARE CENTER		14	1	7%	15
SPEARHEAD MEDICAL			15	100%	15
SINAI HOSPITAL OF BALTIMORE		15			15
UM MILLER SCHOOL OF MEDICINE			15	100%	15
ADVENT HEALTH - ZEPHYRHILLS			15	100%	15
LAKE WALES OPERATING GROUP LLC		14	1	7%	15
PINES NURSING HOME		14	1	7%	15
KEY WEST MEDICAL CENTER	1	14			15
HARBOUR ISLAND PEDIATRICS		9	6	40%	15
UAH STUDENT HEALTH CENTER		10	5	33%	15
BRANDON COMMUNITY HEALTH CENTER		8	7	47%	15
BOZEMAN HEALTH DEACONESS HOSPITAL		12	3	20%	15
APOLLO HEALTH & REHABILITATION		10	5	33%	15
BAY PINES MEDICAL ASSOCIATES		1	14	93%	15
NOVANT HEALTH GOHEALTH URGENT CARE-HARRISBURG		8	7	47%	15
ORLANDO HEALTH		2	13	87%	15
ST CATHERINE OF SIENA HOSPITAL		14	1	7%	15
HODGES CLUSTER		2	13	87%	15
ANDALUSIA HEALTH		7	8	53%	15
PROFESSIONAL PEDIATRICS		14	1	7%	15
ERIC C MARSHAL MD, PC DBA MINUTECLINIC		14	1	7%	15
CVS			15	100%	15
GLEN COVE HOSPITAL		15			15
FAMILY CARE CENTER OF ARLINGTON		10	5	33%	15
FLAGLER HOSPITAL LABORATORY		2	13	87%	15
HOLLEY-NAVARRE MEDICAL CLINIC		5	10	67%	15
TALLAHASSEE DEVELOPMENTAL CENTER		15			15
CONNECTDX		3	12	80%	15
DESOTO PALMS ALF		15			15

COVID-19: testing by laboratory

Data through Dec 17, 2020 verified as of Dec 18, 2020 at 09:25 AM

Data in this report are provisional and subject to change.

The numbers in the table below represent the number of Florida and non-Florida residents for whom test results were received by the Department of Health. A person can be tested by more than one laboratory and can have both positive and negative results. **Therefore, the sum of the numbers in each column will be larger than the total number of people tested.**

Reporting lab	Inconclusive	Negative	Positive	Percent positive	Total
ALL PEDIATRIC CARE			15	100%	15
CLERMONT URGENT CARE			15	100%	15
EASTLAKE PEDIATRICS - TRINITY		15			15
MINUTECLINIC DIAGNOSTIC OF TEXAS, LLC		15			15
DALE MEDICAL CENTER		10	5	33%	15
TELEVISIT MALABAR PEDIATRICS		5	10	67%	15
JACOBI MEDICAL CENTER		15			15
INNOVATION CLINICAL TRIALS, INC			15	100%	15
ARTHREX MEDICAL CENTER		10	5	33%	15
COLONY CLUB ALF,THE		15			15
PALMETTO PEDIATRICS			15	100%	15
HEALTHFIRST ADVENT HEALTH CENTRA CARE COCOA BEACH			14	100%	14
LIFE CARE CENTER OF JACKSONVILLE□			14	100%	14
WELLINGTON FAMILY PRACTICE		13	1	7%	14
CARESPOT OF NOCATEE			14	100%	14
FLORIDA HOSPITAL WINTER GARDEN		13	1	7%	14
AURORA DIAGNOSTICS		3	11	79%	14
BENTON HOUSE OF PORT ORANGE		8	6	43%	14
WEISS PEDIATRIC CARE LLC		13	1	7%	14
HORIZON ALF		14			14
GRAND VILLA OF ST. PETERSBURG		12	2	14%	14
MEDEMERGE		13	1	7%	14
OKEECHOBEE HEALTHCARE FACILITY			14	100%	14
CINNAMON COVE ALF		14			14
MINUTE CLINIC DIAGNOSTIC OF SC, LLC #75		14			14
DELAND WELLNESS CENTER			14	100%	14
EMERGENCY PHYSICIANS MEDICAL CENTER LLC		6	8	57%	14
MARTHA'S HOUSE & ASSISTED LIVING FACILITY		14			14
HELIX DIAGNOSTICS			14	100%	14
POLK CHD BARTOW		13	1	7%	14
ALAN L MELOTEK MD		14			14
BOCA SIMON		2	12	86%	14
PANCARE HEALTH GULF COUNTY		8	6	43%	14
PONCE PLAZA NURSING & REHAB CENTER		3	11	79%	14
ASTORIA HEALTH AND REHABILITATION CENTER		13	1	7%	14
NORTHWESTERN MEMORIAL HOSPITAL			14	100%	14
THE CANOPY AT HARPER LAKE	1		13	93%	14
SIGNATURE HEALTHCARE OF ORANGE PARK		14			14
FORT SANDERS REGIONAL LABORATORY		14			14
HUNT CLUB MEDICAL		12	2	14%	14
NEW YORK PRESBYTERIAN - ALLEN HOSPITAL		14			14
ADVANCED URGENT CARE		12	2	14%	14
EPIPHANY HEALTH		8	6	43%	14
MOBILE DOC FL, LLC		12	2	14%	14
RIVERWOOD HEALTH NH LLC		14			14
PROFESSIONAL URGENT CARE SERVICES		12	2	14%	14

COVID-19: testing by laboratory

Data through Dec 17, 2020 verified as of Dec 18, 2020 at 09:25 AM

Data in this report are provisional and subject to change.

The numbers in the table below represent the number of Florida and non-Florida residents for whom test results were received by the Department of Health. A person can be tested by more than one laboratory and can have both positive and negative results. **Therefore, the sum of the numbers in each column will be larger than the total number of people tested.**

Reporting lab	Inconclusive	Negative	Positive	Percent positive	Total
MENORAH HOUSE		12	1	8%	13
REGENCY SQUARE MALL - SEARS		2	11	85%	13
CORE LABORATORY		1	12	92%	13
FORT WALTON BEACH DEVELOPMENTAL CENTER		12	1	8%	13
HEALTHCARE NOW			13	100%	13
MERCY MEDICAL URGENT CARE CENTER INC		2	11	85%	13
UNIVERSITY LAB			13	100%	13
SYNIVERSE WELLNESS CENTER		11	2	15%	13
PRIMECARE OF DOTHAN-DALEVILLE CLINIC		11	2	15%	13
KINDRED HOSPITAL-BAY AREA-ST PETERSBURG LAB		13			13
BOND AND STEELE CLINIC, PA		11	2	15%	13
BROOKLYN HOSPITAL CENTER DOWNTOWN CAMPUS		13			13
DYNAMIC DNA LAB		1	12	92%	13
LONG BEACH URGENT CARE		13			13
ROADS PEDIATRICS,LLC		12	1	8%	13
PARKWEST MEDICAL CENTER		11	2	15%	13
OSCEOLA ALF OPERATOR, LLC DBA□		13			13
CLINICAL LABORATORY SERVICES			13	100%	13
SHORE MEMORIAL HOSPITAL		12	1	8%	13
NEWYORK-PRESBYTERIAN/ LAWRENCE HOSPITAL LABORATORY		11	2	15%	13
Cross Care Center			13	100%	13
SOUTHEAST FAMILY HEALTHCARE CENTER			13	100%	13
HEALTH MED CENTERS		13			13
NEW YORK METHODIST HOSPITAL		13			13
REGENEXX TAMPA BAY		11	2	15%	13
FUNGAL REFERENCE LABORATORY		12	1	8%	13
STUART REHABILITATION AND HEALTHCARE		2	11	85%	13
ROBERT WOOD JOHNSON UNIVERSITY HOSP		11	2	15%	13
WEINBERG VILLAGE		13			13
JUST FOR KIDS PEDIATRICS		5	8	62%	13
Sunnyside Care Center		13			13
OPIS ISLAND LAKE CENTER		13			13
VILLA OF KINGS AND QUEENS OF DELRAY		13			13
CLEVELAND CLINIC			13	100%	13
FAST TRACK URGENT CARE CENTER - DOWNTOWN		1	12	92%	13
FLORIDA STATE HOSPITAL			13	100%	13
ESCAMBIA COMMUNITY CLINIC		2	11	85%	13
IN-OFFICE LAB		12	1	8%	13
CANTON-POTSDAM HOSPITAL LABORATORY		13			13
SUMMIT MEDICAL GROUP - 75 E NORTHFIELD		10	2	17%	12
CALADIUM PEDIATRICS		11	1	8%	12
ACADIAN DIAGNOSTIC LABORATORIES		8	4	33%	12
PALMS MEDICAL GROUP - LAKE CITY WEST		3	9	75%	12
MI2297090CV HOLLAND-23D2189684		12			12
MORRIS PARK URGENT CARE		9	3	25%	12
EASTERN SHORE URGENT CARE		8	4	33%	12

COVID-19: testing by laboratory

Data through Dec 17, 2020 verified as of Dec 18, 2020 at 09:25 AM

Data in this report are provisional and subject to change.

The numbers in the table below represent the number of Florida and non-Florida residents for whom test results were received by the Department of Health. A person can be tested by more than one laboratory and can have both positive and negative results. **Therefore, the sum of the numbers in each column will be larger than the total number of people tested.**

Reporting lab	Inconclusive	Negative	Positive	Percent positive	Total
INSTITUTE OF PATHOLOGY KINGS COUNTY		12			12
LIFE CARE OF PORT SAINT LUCIE		3	9	75%	12
LEON CHD		12			12
Consulate Health Care of Jacksonville			12	100%	12
ORANGE REGIONAL MEDICAL CENTER LABORATORY		10	2	17%	12
ST VINCENT'S EAST		11	1	8%	12
LAKE PLACID HEALTH AND REHABILITATION			12	100%	12
FAMILY AND INTERNAL MEDICINE AT AVALON PARK		10	2	17%	12
FLORIDA DEPARTMENT OF HEALTH IN HILLSBOROUGH COUNTY			12	100%	12
MERIDIAN AT WATERWAYS, THE		10	2	17%	12
WORLD WRESTLING ENTERTAINMENT			12	100%	12
BETHESDA HEALTH PHYSICIAN GROUP INC			12	100%	12
KRYSTAL BAY NURSING AND REHABILITATION		9	3	25%	12
EAR NOSE & THROAT ASSOCIATES OF MANATEE PA		12			12
FLORIDA DEPT OF HEALTH		4	8	67%	12
MARIANNA HEALTH AND REHABILITATION CENTER		12			12
BERNHARDT LABORATORIES		3	9	75%	12
FAMILY MEDICAL CARE OF PALM BEACH			12	100%	12
APPLE DIAGNOSTICS LAB		5	7	58%	12
OPTUMCARE FLORIDA LLC		1	11	92%	12
NAPLES GREEN VILLAGE		12			12
UC HEALTH UNIVERSITY HOSPITAL		10	2	17%	12
NCHD		3	9	75%	12
MEDEXPRESS URGENT CARE - BLOOMINGTON		11	1	8%	12
LONG ISLAND JEWISH VALLEY STREAM		12			12
NEMOURS CHILDREN'S URGENT CARE, ORLANDO - WATERFORD LAKES			12	100%	12
ORLANDO LUTHERAN TOWERS ASSISTED LIVING		12			12
FLORIDA DEPARMENT OF HEALTH CLAY COUNTY			12	100%	12
MAITLAND PRIMARY CARE		9	3	25%	12
CARDIOLOGY AND MEDICINE ASSOCIATES INC		12			12
MINUTECLINIC DIAGNOSTIC		12			12
SHELBY COUNTY HEALTH CARE CORPORATION		9	3	25%	12
MELBOURNE FAMILY PRACTICE		11	1	8%	12
PREMIER MEDICAL ASSOCIATES ALL FLORIDA LLC		12			12
VPA PC LAB		12			12
MARION PEDIATRICS PA		9	3	25%	12
NORTH FLORIDA MEDICAL CENTER		10	2	17%	12
ADVENT HEALTH EXPRESS		9	3	25%	12
FHCP-PORT ORANGE		3	9	75%	12
HUDSON VALLEY HOSPITAL CENTER LABORATORY		11	1	8%	12
BROWARD DIALYSIS			12	100%	12
DEPT OF VA MEDICAL CENTER - BAY PINES			12	100%	12
BAPTIST MEDICAL CENTER EAST		9	3	25%	12
THE TERRACE AT IVY ACRES ALF		11	1	8%	12
TOTTENVILLE CIRCLE URGENT CARE		12			12
BARNETT PARK			12	100%	12

COVID-19: testing by laboratory

Data through Dec 17, 2020 verified as of Dec 18, 2020 at 09:25 AM

Data in this report are provisional and subject to change.

The numbers in the table below represent the number of Florida and non-Florida residents for whom test results were received by the Department of Health. A person can be tested by more than one laboratory and can have both positive and negative results. **Therefore, the sum of the numbers in each column will be larger than the total number of people tested.**

Reporting lab	Inconclusive	Negative	Positive	Percent positive	Total
GLEN OAKS HEALTH AND REHABILITATION CENTER			12	100%	12
PROMEDICA LABORATORIES		11	1	8%	12
IREPERTOIRE_MOL_LAB		12			12
JESSIE TRICE COMMUNITY HEALTH SYSTEM, INC			12	100%	12
VERITAS RESEARCH CORP			12	100%	12
WALGREEN		4	8	67%	12
MCWHORTER SCHOOL OF PHARMACY		12			12
QUOTIENT SCIENCES LABS LLC			11	100%	11
EAST HILL MEDICAL GROUP		9	2	18%	11
ODYSSEY HEALTHCARE OF MARION COUNTY, LLC		11			11
MD PLUS URGENT CARE, LLC			11	100%	11
ROYAL CARE OF AVON PARK		9	2	18%	11
AIM LABORATORIES			11	100%	11
FIRST CHOICE PEDIATRICS INC		10	1	9%	11
Belleair Healthcare Center		7	4	36%	11
EPIC REFERENCE LABS INC			11	100%	11
PROHEALTH CARE ASSOCIATES MOBILE		9	2	18%	11
MAINSTREET FAMILY SELECT		1	10	91%	11
St. Annes Nursing Center, St. Annes Residence, Inc.		11			11
CORNERSTONE MEDICAL CARE OF BRANDON PL		9	2	18%	11
DMH STEINHATCHEE FAMILY MEDICINE		8	3	27%	11
HOWARD BEACH URGENT CARE		11			11
SUNCOAST URGENT CARE			11	100%	11
NIGHT LITE PEDIATRICS CENTER, LLC		1	10	91%	11
PALM BEACH PATHOLOGY		9	2	18%	11
TROPICANA		5	6	55%	11
BRYAN WHITFIELD MEMORIAL HOSPITAL		7	4	36%	11
BLISS HEALTHCARE SERVICES			11	100%	11
JOSEPH SCHENKER MD PC DBA CENTERS URGENT		9	2	18%	11
BHA CENTRAL COUNTY CLINIC		1	10	91%	11
ELITE HOME HEALTH SERVICES		11			11
INN AT LAKE SEMINOLE SQUARE, THE		11			11
STATEN ISLAND UNIVERSITY HOSPITAL		11			11
SUMMIT ATLANTIC SURGERY CENTER		11			11
WINTER PARK CARE AND REHABILITATION			11	100%	11
TREASURE COAST URGENT CARE			11	100%	11
SHELBY BAPTIST MEDICAL CENTER		6	5	45%	11
MACKOUL PEDIATRICS FORT MYERS			11	100%	11
MIAMI CLINICAL RESEARCH CORP			11	100%	11
MINUTECLINIC DIAGNOSTICS MEDICAL GROUP		11			11
A2Z DIAGNOSTICS		11			11
ADVENT HEALTH - CARROLLWOOD		3	8	73%	11
ST JOSEPH HOSPITAL		10	1	9%	11
MORTON PLANT MEASE			11	100%	11
THE TERRACE OF SAINT CLOUD		9	2	18%	11
MASSACHUSETTS GENERAL HOSPITAL		1	10	91%	11

COVID-19: testing by laboratory

Data through Dec 17, 2020 verified as of Dec 18, 2020 at 09:25 AM

Data in this report are provisional and subject to change.

The numbers in the table below represent the number of Florida and non-Florida residents for whom test results were received by the Department of Health. A person can be tested by more than one laboratory and can have both positive and negative results. **Therefore, the sum of the numbers in each column will be larger than the total number of people tested.**

Reporting lab	Inconclusive	Negative	Positive	Percent positive	Total
SUMTER PEDIATRICS		11			11
M&V SAN JOSE MEDICAL CENTER			11	100%	11
THE TRADITION OF THE PALM BEACHES		11			11
MONTEFIORE ST LUKE'S CORNWALL HOSPITAL		8	3	27%	11
DARDEN WELLNESS CENTER		9	2	18%	11
BASSETTI & ASSOCIATES, MD, PA			11	100%	11
LEHIGH VALLEY HOSPITAL		3	8	73%	11
UNIVERSITY CENTRA CARE		10	1	9%	11
BAPTIST PRIMARY CARE PONTE VEDRA		6	5	45%	11
BROOKDALE DELAND			11	100%	11
NEUROINTERNATIONAL SARASOTA		10	1	9%	11
WIREGRASS CLINIC LLC		9	2	18%	11
PALMS REHABILITATION AND HEALTHCARE CENTER		9	2	18%	11
LAB UNKNOWN			11	100%	11
COLORADO DEPARTMENT OF PUBLIC HEALTH AND ENVIRONMENT			11	100%	11
INNOVATIVE RESEARCH OF WEST FLORIDA		9	2	18%	11
CARE FAST MURABELLA		7	4	36%	11
MARQUES PEDIATRICS			11	100%	11
PRATTVILLE BAPTIST HOSPITAL		9	2	18%	11
TOTAL ACCESS URGENT CARE			11	100%	11
North Lake Care Center		11			11
UR CARE FAMILY AND SPORTS MEDICINE			11	100%	11
BVL PEDIATRICS		11			11
GENESIS		7	3	30%	10
BROOKDALE PANAMA CITY		9	1	10%	10
HOSPICE OF THE TREASURE COAST		9	1	10%	10
WATSON HEALTHCARE		7	3	30%	10
PHELPS HOSPITAL LABORATORY		10			10
ALAN A SMITH MD LLC		9	1	10%	10
ARDEN COURTS OF FORT MYERS		10			10
MEDICAL LABORATORY DIAGNOSTICS			10	100%	10
NAPHCARE, INC.			10	100%	10
CAREATC			10	100%	10
COMMUNITY HEALTH CENTER		2	8	80%	10
GRACE MEDICAL HOME		8	2	20%	10
LUCID DIAGNOSTICS LABS			10	100%	10
NORTH OKALOOSA PHYSICIAN GROUP		10			10
CREATIVE TESTING SOLUTIONS		3	7	70%	10
VETERNANS ADMINISTRATION			10	100%	10
VASCONCELLO COHEN MD PA		9	1	10%	10
TIMBERLANE LODGE ALF		6	4	40%	10
MINUTECLINIC DIAGNOSTIC OF RHODE ISLAND, LLC #590		10			10
LAKE NONA MEDICAL SERVICES		3	7	70%	10
APPALACHIAN REGIONAL HEALTHCARE SYSTEM		10			10
BLOUNT MEMORIAL HOSPITAL		9	1	10%	10
BAPTIST MEMORIAL HEALTH CARE		9	1	10%	10

COVID-19: testing by laboratory

Data through Dec 17, 2020 verified as of Dec 18, 2020 at 09:25 AM

Data in this report are provisional and subject to change.

The numbers in the table below represent the number of Florida and non-Florida residents for whom test results were received by the Department of Health. A person can be tested by more than one laboratory and can have both positive and negative results. **Therefore, the sum of the numbers in each column will be larger than the total number of people tested.**

Reporting lab	Inconclusive	Negative	Positive	Percent positive	Total
JFK MEDICAL CENTER NORTH LAB		1	9	90%	10
GLEN OAKS URGENT CARE		10			10
FOUNTAINS OF HOPE LLC, THE		9	1	10%	10
Signature healthcare of Jacksonville		8	2	20%	10
SOUTHEASTERN LABORATORY			10	100%	10
CAPE CORAL HOSPITAL ABG LABORATORY		4	6	60%	10
UMHC/SYLVESTER AT KENDALL		1	9	90%	10
RESOLVE MOLECULAR DIAGNOSTICS		10			10
GADSDEN REGIONAL MEDICAL CENTER		10			10
PANCARE HEALTH - WEWA ELEMENTARY			10	100%	10
PBC PREMIER FAMILY HEALTH			10	100%	10
EMERALD COAST HOSPICE - CRESTVIEW		10			10
MHHS All Lab Subsection		10			10
COVANCE CENTRAL LABORATORY			10	100%	10
REDMED CLINIC OF ARLINGTON		9	1	10%	10
GROWING TOGETHER PEDIATRICS, LLC		8	2	20%	10
NORTHERN WESTCHESTER HOSPITAL LABORATORY		8	2	20%	10
LYSTER ACH FT RUCKER AL		9	1	10%	10
MAGNOLIA PEDIATRICS		2	8	80%	10
MINUTECLINIC, LLC, DBA MINUTECLINIC #2544		9	1	10%	10
ARNOT OGDEN MEDICAL CENTER LABORATORY		10			10
LAKE BALDWIN CBOC		9	1	10%	10
HCR MANORCARE		10			10
East Bay Rehabilitation Center		5	5	50%	10
COMPREHENSIVE CHILDCARE ASSOCIATES		7	3	30%	10
NEW JERSEY DEPARTMENT OF HEALTH COMMUNICABLE DISEASE SERVICE		3	7	70%	10
AMBRY GENETICS CORPORATION		10			10
HIALEAH HOSPITAL RESPIRATORY DEPT			10	100%	10
MEDEXPRESS URGENT CARE LEWISBURG		10			10
TENNESSEE DEPARTMENT OF HEALTH (TDH) - CENTRAL LABORATORY		2	8	80%	10
INTERMOUNTAIN CENTRAL LAB		1	9	90%	10
ALL MY KIDS PEDIATRICS INC		5	5	50%	10
ALABAMA CLINICS		3	7	70%	10
OHIO STATE UNIVERSITY MEDICAL CENTER			10	100%	10
ROSLYN URGENT CARE		10			10
OCALA OAKS REHABILITATION CENTER		7	3	30%	10
PINELLAS COUNTY HEALTH DEPARTMENT		2	8	80%	10
BROWARD HEALTH CARE			10	100%	10
ADVANCED EMURGENT CARE		5	5	50%	10
AVANTE ST CLOUD		7	3	30%	10
ADVENT HEALTH - KISSIMMEE		1	9	90%	10
ADVENT HEALTH - WINTER HAVEN		6	4	40%	10
LAKE MARY KIDS CENTRA CARE			10	100%	10
CBC LAB		3	7	70%	10
ASHTON PLACE	1	9			10
BEAUMONT LABORATORY			10	100%	10

COVID-19: testing by laboratory

Data through Dec 17, 2020 verified as of Dec 18, 2020 at 09:25 AM

Data in this report are provisional and subject to change.

The numbers in the table below represent the number of Florida and non-Florida residents for whom test results were received by the Department of Health. A person can be tested by more than one laboratory and can have both positive and negative results. **Therefore, the sum of the numbers in each column will be larger than the total number of people tested.**

Reporting lab	Inconclusive	Negative	Positive	Percent positive	Total
ADVENTHEALTH EXPRESS CARE AT			10	100%	10
EMERALD COAST PEDIATRICS			10	100%	10
MEDEX REGIONAL LABORATORIES LLC		1	9	90%	10
ANTHEM LAKES LLC		10			10
BELLEVUE HOSPITAL CENTER DEPARTMENT		10			10
BOND CLINIC DR ELDEEB		1	9	90%	10
ROCKLEDGE		1	9	90%	10
MCW MENTAL HEALTH LLC		10			10
BUREAU OF PUBLIC HEALTH		1	9	90%	10
Z UROLOGY		10			10
ARBOR TERRACE ORTEGA LLC		10			10
Hialeah Nursing And Rehabilitation Center		6	4	40%	10
MERCY MEDICAL CENTER		3	6	67%	9
CHEMISYS LABORATORIES		1	8	89%	9
Salerno Bay Health & Rehabilitation Center		8	1	11%	9
FIRST CHOICE PEDIATRICS WINTER SPRINGS		9			9
FLUSHING HOSPITAL MEDICAL CENTER		7	2	22%	9
SAMARITAN MEDICAL CENTER		9			9
UNIVERSITY HOSPITAL UC HEALTH		6	3	33%	9
CAREHERE- LCS LEESBURG			9	100%	9
Jupiter Medical Center Pavilion		8	1	11%	9
SAN JOSE SENIOR CARE LLC		6	3	33%	9
KIVA AT CANTERBURY			9	100%	9
ANY LAB TEST NOW INC			9	100%	9
WELLMED AT SOUTH PARSONS		8	1	11%	9
OAKMONTE VILLAGE		8	1	11%	9
CHILDREN'S HEALTH CENTER INC.		7	2	22%	9
MINUTECLINIC DIAGNOSTIC OF NORTH CAROL		6	3	33%	9
MOUNT DORA PEDIATRICS		8	1	11%	9
MID-FLORIDA PATHOLOGY, LLC		9			9
LIFE CARE CENTER OF PORT ST. LUCIE		6	3	33%	9
ADVENTHEALTH MEDICAL GROUP CARE CLINIC AT		7	2	22%	9
PSL NAPLES BH OPERATIONS, LLC		9			9
LAKE NONA MEDICAL SERVICE LLC		9			9
MOLECULAR PATHOLOGY LABORATORY			9	100%	9
CARENOW URGENT CARE-MT JULIET		8	1	11%	9
FLORIDA PEDIATRIC GROUP PA		8	1	11%	9
SOUTH NASSAU COMMUNITIES HOSPITAL		7	2	22%	9
NORTHBROOK CENTER FOR		8	1	11%	9
BARTON FAMILY PRACTICE		5	4	44%	9
SOUTHEASTERN OUTPATIENT SURGERY CENTER		9			9
RIVERSIDE MEDICAL GROUP		8	1	11%	9
BRIDGEWAY HEALTH CLINICS INC			9	100%	9
COASTAL SKIN SURGERY AND DERMATOLOGY		6	3	33%	9
PLYMOUTH HARBOR INCORPORATED		9			9
Maury Regional Hospital		6	3	33%	9

COVID-19: testing by laboratory

Data through Dec 17, 2020 verified as of Dec 18, 2020 at 09:25 AM

Data in this report are provisional and subject to change.

The numbers in the table below represent the number of Florida and non-Florida residents for whom test results were received by the Department of Health. A person can be tested by more than one laboratory and can have both positive and negative results. **Therefore, the sum of the numbers in each column will be larger than the total number of people tested.**

Reporting lab	Inconclusive	Negative	Positive	Percent positive	Total
CYPRESS POINT LIVING, LLC		7	2	22%	9
VILLAGE PLACE HEALTH AND REHAB		9			9
EXPRESS FAMILY CARE LLC			9	100%	9
BOCA RATON REGIONAL HOSPITAL LAB			9	100%	9
BIOREFERENCE LABORATORIES INC		3	6	67%	9
GCPM MANUAL MICROBIOLOGY		1	8	89%	9
PARROTT MEDICAL CLINIC			9	100%	9
BROOKDALE CANOPY OAKS			9	100%	9
UNAVAILABLE/UNKNOWN/NO INFORMATION FOUND			9	100%	9
MARKET STREET VIERA		9			9
TMH PHYSICIAN PARTNERS - MONTICELLO		8	1	11%	9
OMNI			9	100%	9
HAWKINS FAMILY MEDICINE LLC		8	1	11%	9
MICHIGAN DEPARTMENT OF HEALTH AND HUMAN SERVICES			9	100%	9
RAINBOW PEDIATRIC CENTER		2	7	78%	9
HUNTINGTON STATION URGENT CARE		8	1	11%	9
RAINBOW PEDIATRICS			9	100%	9
NORTHSHORE UNIVERSITY HEALTHSYSTEM EVANSTON HOSPITAL LAB			9	100%	9
PROFESSIONAL PARK PEDIATRICS PA			9	100%	9
LPG PEDIATRICS AT PAGE FIELD		9			9
PEDIATRIC HEALTH CARE ALLIANCE			9	100%	9
SOUTHCOR LABORATORY		2	7	78%	9
Cross Gardens Care Center		9			9
MIDMICHIGAN MEDICAL CENTER			9	100%	9
TOWERS HOME CARE		9			9
PRECISION GENETICS			9	100%	9
BAYONET POINT HOSPITAL			9	100%	9
STATEN ISLAND UNIVERSITY HOSPITAL SEGUINE AVE		8			8
VETERAN AFFAIRS MEDICAL CENTER - JAMES J PETERS		6	2	25%	8
FAMILY HEALTH CENTER			8	100%	8
GOLISANO CHILDREN'S HOSPITAL OF SOUTHWEST FLORIDA		6	2	25%	8
HUNTINGTON VILLAGE URGENT CARE		8			8
WACO HHSSURGEWACO	1	6	1	13%	8
SYLVESTER AT PLANTATION LABORATORY		7	1	13%	8
EXECUTIVE MEDICAL SERVICES		8			8
ENCOMPASS HEALTH REHABILITATION HOSPITAL		8			8
MOSOLF PEDIATRICS			8	100%	8
ADVENTHEALTH MEDICAL GROUP		8			8
MEDEXPRESS URGENT CARE PARKERSBURG		7	1	13%	8
MINUTECLINIC DIAGNOSTIC OF NORTH CAROLINA PC		8			8
BROOKDALE BRANDON		8			8
MINUTE CLINIC DIAGNOSTIC OF VIRGINIA		5	3	38%	8
MINUTECLINIC MINUTECLINIC #8746		8			8
METHODIST MEDICAL CENTER		6	2	25%	8
WESTCHESTER GENERAL HOSPITAL BLOOD GAS LAB			8	100%	8
MEADOWCREST MOLECULAR DIAGNOSTICS, LLC			8	100%	8

COVID-19: testing by laboratory

Data through Dec 17, 2020 verified as of Dec 18, 2020 at 09:25 AM

Data in this report are provisional and subject to change.

The numbers in the table below represent the number of Florida and non-Florida residents for whom test results were received by the Department of Health. A person can be tested by more than one laboratory and can have both positive and negative results. **Therefore, the sum of the numbers in each column will be larger than the total number of people tested.**

Reporting lab	Inconclusive	Negative	Positive	Percent positive	Total
FAMILY CARE			8	100%	8
ORMOND BEACH CENTRA CARE			8	100%	8
ILLINOIS DEPT OF PUBLIC HEALTH LAB - SPRINGFIELD			8	100%	8
ADVANCED DIAGNOSTIC LABORATORY		1	7	88%	8
HARBORCHASE OF DR PHILLIPS		7	1	13%	8
CARENOW URGENT CARE-BRENTWOOD		6	2	25%	8
MEDEXPRESS URGENT CARE - SEMINOLE SQUA		7	1	13%	8
ROBERT WOOD JOHNSON HOSPITAL		7	1	13%	8
HORIZON MEDICAL GROUP		7	1	13%	8
FAMILY PRACTICE ON THE GO		6	2	25%	8
OHIO CVS STORES, LLC DBA		8			8
ALCOVE ASSISTED LIVING FACILITY		8			8
The Ponce Therapy Care Center		8			8
HOLY NAME MEDICAL CENTER	1	6	1	13%	8
CVS MINUTE CLINIC DIAGNOSTIC OF TEXAS LLC		5	3	38%	8
TEXAS DEPARTMENT OF STATE HEALTH SERVICES		2	6	75%	8
ROWLETT MIDDLE ACADEMY		7	1	13%	8
MD NOW MEDICAL CENTERS INC			8	100%	8
ONEIDA HEALTHCARE CENTER		8			8
ROBERT H JENKINS JR VETERANS' DOMICILIARY HOME OF		7	1	13%	8
INTERNAL MEDICINE ASSOCIATES OF JACKSON HOSPITAL			8	100%	8
ADVENT HEALTH - FOUR CORNERS ER		8			8
CVS MINUTE CLINIC DIAGNOSTIC OF NORTH CAROL		8			8
COMMUNITY MEDICAL CARE CENTER INC			8	100%	8
JOHNS HOPKINS MEDICAL LABORATORIES		1	7	88%	8
GENE STREET LABORATORIES, LLC		6	2	25%	8
X-GENE MOLECULAR LABS		1	7	88%	8
HEALTHMARK REGIONAL HOSPITAL LAB		4	4	50%	8
NIGHT OWL PEDIATRICS URGENT CARE			8	100%	8
BEAUMONT EMERGENCY CENTER			8	100%	8
BIOTECH CLINICAL LABORATORIES, INC.		1	7	88%	8
OCOE PEDIATRICS		7	1	13%	8
TRINITY MEDICAL ASSOCIATES LLC			8	100%	8
PANCARE HEALTH - VERNON ELEMENTARY			8	100%	8
MICHIGAN DEPARTMENT OF COMMUNITY HEALTH		1	7	88%	8
COLLIER COUNTY HEALTH DEPT.		4	4	50%	8
ADVENTHEALTH MEDICAL GROUP FAMILY MEDICINE		8			8
BAYA URGENT CARE LLC		1	7	88%	8
MD BEAUTY LABS, PA		8			8
COLLEGE POINT URGENT CARE		7	1	13%	8
DOCTOR'S IN-HOUSE LAB/COMMUNITY HEALTH CENTERS OF PINELLAS - CLEARWATE			8	100%	8
ATLANTIC CONSOLIDATED LABORATORY		8			8
ALLINA HEALTH - ABBOTT NORTHWESTERN HOSPITAL		5	3	38%	8
JX REF LAB			8	100%	8
UNION CHD		7	1	13%	8
EMERITUS AT NAPLES	1	7			8

COVID-19: testing by laboratory

Data through Dec 17, 2020 verified as of Dec 18, 2020 at 09:25 AM

Data in this report are provisional and subject to change.

The numbers in the table below represent the number of Florida and non-Florida residents for whom test results were received by the Department of Health. A person can be tested by more than one laboratory and can have both positive and negative results. **Therefore, the sum of the numbers in each column will be larger than the total number of people tested.**

Reporting lab	Inconclusive	Negative	Positive	Percent positive	Total
LIFE CARE CITRUS COUNTY			8	100%	8
CARROLL GARDENS URGENT CARE		8			8
LAKEVIEW HEALTH CARE SYSTEMS		4	4	50%	8
GENEUS DIAGNOSTICS			8	100%	8
NORTHWEST FLORIDA SLEEP			8	100%	8
LABCORP BURLINGTON		1	7	88%	8
PATEL MEDICAL VENTURES		7	1	13%	8
REGENCY OAKS HEALTH CENTER		8			8
PRIMARY CARE MEDICINE		7	1	13%	8
SAMARITAN HOSPITAL LABORATORY		7	1	13%	8
ALACHUA COUNTY HEALTH DEPARTMENT		1	7	88%	8
BENDERSON FAMILY SKILLED NURSING AND□		8			8
ST. JOSEPH HOSPITAL AND HEALTH CARE INC.			8	100%	8
CVS MINUTE CLINIC, LLC		6	2	25%	8
SOS MOBILE MEDICAL CARE LLC		8			8
THE WOLFF CENTER FOR CHILD & ADOLESCENT HEALTH			8	100%	8
CARENOW URGENT CARE - EAST NASHVILLE		7	1	13%	8
BAPTIST OUTPATIENT			8	100%	8
MID-HUDSON VALLEY DIVISION OF WESTCHESTER MEDICAL		8			8
FHCP-ORANGE CITY			8	100%	8
CVS PHARMACY NO 274		8			8
RICHMOND UNIVERSITY MEDICAL CENTER		7	1	13%	8
NATURE COAST REGIONAL MEDICAL CENTER			8	100%	8
WHITE SANDS OUTPATIENT SERVICES (WSOP SERVICES LLC		8			8
BAPTIST HEALTH			8	100%	8
FIRSTCARE CLINIC			8	100%	8
UNIVERSITY MEDICAL CENTER		8			8
FOUNTAINVIEW BY FIVE STAR QUALITY CARE		7	1	13%	8
BARTON PARKER OD PC		8			8
AVENTURA HOSPITAL AND MEDICAL CENTER			8	100%	8
DOCTOR'S IN HOUSE LAB			8	100%	8
CIAN DIAGNOSTICS			8	100%	8
ASSISTED LIVING OF BROWARD		8			8
LAKES DIALYSIS CENTER INC			7	100%	7
BAPTIST PEDIATRICS		6	1	14%	7
THE MARY IMOGENE BASSETT HOSPITAL		7			7
MAINSTREET FAMILY CARE			7	100%	7
Ocoee Health Care Center		7			7
PBC FOUND CARE INC			7	100%	7
ALBIBI		1	6	86%	7
AVON PARK PEDIATRICS			7	100%	7
WYOMING COUNTY COMMUNITY HOSPITAL LABORATORY		7			7
EMERGENCY MEDICAL CENTER		2	5	71%	7
DEPARTMENT OF HEALTH- CITRUS COUNTY			7	100%	7
Wesley Place on Honeysuckle		7			7
DIAGNOSTIC CLINIC		6	1	14%	7

COVID-19: testing by laboratory

Data through Dec 17, 2020 verified as of Dec 18, 2020 at 09:25 AM

Data in this report are provisional and subject to change.

The numbers in the table below represent the number of Florida and non-Florida residents for whom test results were received by the Department of Health. A person can be tested by more than one laboratory and can have both positive and negative results. **Therefore, the sum of the numbers in each column will be larger than the total number of people tested.**

Reporting lab	Inconclusive	Negative	Positive	Percent positive	Total
EAR NOSE AND THROAT ASSOCIATES OF MANATEE, P.A.		7			7
MISSOURI DEPARTMENT OF HEALTH AND SENIOR SERVICES			7	100%	7
SUNSHINE ASSISTED LIVING		7			7
FLORIDA HOSPITAL KISSIMMEE		4	3	43%	7
NORTON HEALTHCARE			7	100%	7
CHILDRENS MEDICAL CENTER			7	100%	7
FLORIDA CLINICAL LAB			7	100%	7
MONTEFIORE NYACK HOSPITAL AFFILIATED LABORATORY		7			7
DOCTORS CLINICAL LABORATORY, INC		5	2	29%	7
BRADENTON PHYSICIANS MEDICAL CENTER			7	100%	7
ISLAND LAKE CENTER		3	4	57%	7
URGENT CARE CENTER AT PINNACLE		4	3	43%	7
CALHOUN COUNTY HEALTH DEPT		2	5	71%	7
LYNMOORE,THE		7			7
RIVER OAKS TREATMENT CENTER			7	100%	7
UNIVERSITY OF WASHINGTON MEDICAL CENTER			7	100%	7
VETERANS AFFAIRS MEDICAL CENTER - OUTPATIENT			7	100%	7
MICHELLE S PAGE MD PA		7			7
LAB UNKNOW		6	1	14%	7
MEDEXPRESS URGENT CARE - BENTON HARBOR		7			7
MINUTECLINIC LLC #1350		7			7
SOUTH COM HEALTH CLINIC, DEPT. OF THE ARMY		7			7
TRUE HEALTH		5	2	29%	7
Rosewood Healthcare and Rehabilitation Center		5	2	29%	7
CARENOW URGENT CARE-MADISON		7			7
FAMILY MEDICINE AT HUNTERS CREEK		7			7
GENTRY PARK ORLANDO ASSISTED LIVING		6	1	14%	7
GENTIVA HEALTH SERVICES CERTIFIED INC		7			7
TRUE HEALTH DIAGNOSTICS		1	6	86%	7
JUPITER MEDICAL CENTER			7	100%	7
GULF COAST MEDICAL GROUP		2	5	71%	7
FLORIDA CENTER FOR DERMATOLOGY LABORATORY			7	100%	7
HEALTHWORKS MED GROUP OF FLORIDA PA		2	5	71%	7
BAYLOR GENETICS		5	2	29%	7
BLOCK NATION CHASE		4	3	43%	7
MINUTECLINIC DIAGNOSTIC OF PENNSYLVANI		7			7
WELLMED AT PORT ST LUCIE WEST		6	1	14%	7
NOVANT HEALTH INPATIENT CARE		2	5	71%	7
ECLRS		2	5	71%	7
MEDLABS DIAGNOSTICS		7			7
ORLANDO HEALTH PHYSICIAN ASSOCIATES		4	3	43%	7
HOLY GARDEN ALF, INC.		7			7
DOCTOR'S IN-HOUSE LAB/COMMUNITY HEALTH CENTERS OF PINELLAS -PINELLAS P			7	100%	7
LEE COUNTY HEALTH DEPARTMENT		4	3	43%	7
DORAL URGENT CARE			7	100%	7
ST JUDE LABORATORIES		5	2	29%	7

COVID-19: testing by laboratory

Data through Dec 17, 2020 verified as of Dec 18, 2020 at 09:25 AM

Data in this report are provisional and subject to change.

The numbers in the table below represent the number of Florida and non-Florida residents for whom test results were received by the Department of Health. A person can be tested by more than one laboratory and can have both positive and negative results. **Therefore, the sum of the numbers in each column will be larger than the total number of people tested.**

Reporting lab	Inconclusive	Negative	Positive	Percent positive	Total
AUBURN COMMUNITY HOSPITAL		6	1	14%	7
CENTER ONE SURGERY CENTER		6	1	14%	7
HEALTH CARE LABORATORY SERVICES		1	6	86%	7
ORANGE PARK PEDIATRIC ASSOCIATES		1	6	86%	7
VIRTUA VOORHEES HOSPITAL		5	2	29%	7
ALACHUA			7	100%	7
LEPE'S HOUSE			7	100%	7
THE VILLAGES HEALTH		5	2	29%	7
LAKEVIEW HEALTH SYSTEMS			7	100%	7
ARCHBOLD MEMORIAL HOSPITAL/LAB		3	4	57%	7
FLORIDA DIGESTIVE AND LIVER SPECIALIST		7			7
MEDEXPRESS URGENT CARE, MOON TOWNSHIP		7			7
CENTRAL FLORIDA PEDIATRIC URGENT CARE LLC		6	1	14%	7
ALTAMONTE MD			7	100%	7
FLORIDA HOSPITAL WINTER PARK		6	1	14%	7
NORTHWEST FLORIDA ENT, PA		3	4	57%	7
PEDIATRICS OF CENTRAL FLORIDA		5	2	29%	7
NEMOURS CHILDREN'S PRIMARY CARE VERO BEACH			7	100%	7
HEARTLAND PEDIATRICS OF LAKE PLACID			7	100%	7
TURNING POINT OF TAMPA		6	1	14%	7
FLORIDA ENDOSCOPY & SURGERY CTR LLC		7			7
ALLEGRO - TAMPA	1	4	2	29%	7
PERSONAL PEDIATRICS PA		5	2	29%	7
DIEGO FALLON MD PA		5	2	29%	7
METROPOLITAN HOSPITAL CENTER		6	1	14%	7
DOH-TAMPA BRANCH LABORATORY (MLK BLVD)		3	4	57%	7
SURGOINSVILLE PHARMACY		7			7
SCHOOL OF PHARMACY AND PHARMACEUTICAL		7			7
QUE		4	3	43%	7
HEALTH NETWORK LABORATORIES		6	1	14%	7
VALLEY IMMEDIATE CARE		6	1	14%	7
COASTAL FAMILY PRACTICE		4	3	43%	7
CVS PHARMACY #8800		5	2	29%	7
FLORIDA ATLANTIC UNIVERSITY		5	2	29%	7
INN AT ASTON GARDENS AT PELICAN POINTE,THE		7			7
IRL MARKET LAB			6	100%	6
LADY LAKE SPECIALTY CARE			6	100%	6
PROHEALTH MED		1	5	83%	6
BETH ISRAEL DEACONESS MEDICAL CENTER			6	100%	6
MONTEFIORE MEDICAL CENTER LABORATORIES - WEILER		4	2	33%	6
CARENOW URGENT CARE-SOUTHLAKE			6	100%	6
MEDEXPRESS URGENT CARE - PANTOPS		5	1	17%	6
LIFE'S SPECIAL MOMENTS INC		6			6
BAYCARE MEDICAL GROUP INC			6	100%	6
VERMONT DEPARTMENT OF HEALTH		1	5	83%	6
CAPE CORAL URGENT CARE		3	3	50%	6

COVID-19: testing by laboratory

Data through Dec 17, 2020 verified as of Dec 18, 2020 at 09:25 AM

Data in this report are provisional and subject to change.

The numbers in the table below represent the number of Florida and non-Florida residents for whom test results were received by the Department of Health. A person can be tested by more than one laboratory and can have both positive and negative results. **Therefore, the sum of the numbers in each column will be larger than the total number of people tested.**

Reporting lab	Inconclusive	Negative	Positive	Percent positive	Total
NOT INDICATED		1	5	83%	6
ISLAND COAST PEDIATRICS IN-HOUSE LAB		6			6
CAPITAL HEALTH PLAN LABORATORIES			6	100%	6
ARLINGTON OF NAPLES		6			6
GRACE REHABILITATION CENTER OF VERO BEACH		4	2	33%	6
SARASOTA - ROBERT L TAYLOR COMMUNITY CENTER□		1	5	83%	6
ENIGMA DIAGNOSTIC, INC.			6	100%	6
ST LUKES ROOSEVELT LABORATORY		6			6
CAMPBELL URGENT CARE			6	100%	6
HALIFAX HEALTH URGENT CARE		2	4	67%	6
MC DIAGNOSTIC OF CONNECTICUT, PC #1960		6			6
FIRST COAST CARDIOVASCULAR INSTITUTE PA			6	100%	6
IU HEALTH PATHOLOGY		1	5	83%	6
CLEARWATER PEDIATRIC CARE		1	5	83%	6
MERCY COLLEGE HEALTH OFFICE		6			6
GULFSIDE HOSPICE INC		3	3	50%	6
FLORIDA MEDICAL SPECIALISTS		2	4	67%	6
LUXOR SCIENTIFIC LLC			6	100%	6
BAYCARE ALLIANT HOSPITAL			6	100%	6
PALMETTO HEALTH ALLIANCE		3	3	50%	6
The Care Center at Pinellas Park		6			6
FLORIDA HOSPITAL APOPKA		5	1	17%	6
MEDEXPRESS URGENT CARE - TIMBERLAKE		6			6
MEDEXPRESS URGENT CARE- MARYLAND		6			6
BOCA VIPEDIATRICS			6	100%	6
BETHESDA HEALTH URGENT CARE			6	100%	6
KINDRED HOSPITAL CENTRAL TAMPA BLOOD GAS		6			6
Northwell Lab		2	4	67%	6
PENINSULA CARE AND REHABILITATION CENTER			6	100%	6
PATHGROUP LABS, LLC		4	2	33%	6
AARK LABORATORY		6			6
THE CLINIC PREMISE HEALTH			6	100%	6
THOMAS JEFFERSON UNIVERSITY HOSPITAL		4	2	33%	6
WILDLIGHT LAB			6	100%	6
PATHLINE			6	100%	6
INTERNAL MEDICINE SPECIALIST		5	1	17%	6
Sunset Lake Health and Rehabilitation Center		6			6
NEW YORK PRESBYTERIAN - LOWER MANHATTAN		6			6
CHILDREN'S HOSPITAL OF PHILADELPHIA		5	1	17%	6
FREEDOM SQUARE NURSING CENTER□			6	100%	6
FLORIDA WOMAN CARE LABORATORY			6	100%	6
SONORA QUEST LABORATORIES			6	100%	6
GRAND VILLA OF DELAND		5	1	17%	6
CVS MINUTE CLINIC DIAGNOSTIC OF TEXAS, LLC		6			6
DOH JACKSONVILLE CENTRAL LABORATORY		3	3	50%	6
MINIMALLY INVASIVE VASCULAR INC		6			6

COVID-19: testing by laboratory

Data through Dec 17, 2020 verified as of Dec 18, 2020 at 09:25 AM

Data in this report are provisional and subject to change.

The numbers in the table below represent the number of Florida and non-Florida residents for whom test results were received by the Department of Health. A person can be tested by more than one laboratory and can have both positive and negative results. **Therefore, the sum of the numbers in each column will be larger than the total number of people tested.**

Reporting lab	Inconclusive	Negative	Positive	Percent positive	Total
HEALTHPARK MEDICAL CENTER ABG LAB		5	1	17%	6
MIAMI BEACH COMMUNITY HEALTH CENTER INC			6	100%	6
UNILAB		2	4	67%	6
RIVERVIEW REGIONAL MEDICAL CENTER		6			6
PUBLIC HEALTH LAB		6			6
MERCY HEALTH—MUSKEGON		5	1	17%	6
SONATA BOYNTON BEACH		5	1	17%	6
GENETIC TECHNOLOGICAL INNOVATIONS			6	100%	6
LAWTON CHILES HEALTH CENTER		1	5	83%	6
LUMADOC HEALTH		4	2	33%	6
DEBARY HEALTH AND REHABILITATION CENTER		6			6
CAREWELL 301 - WARWICK			6	100%	6
JERSEY SHORE MEDICAL CENTER		6			6
CHILDREN'S HEALTHCARE OF ATLANTA/EGLESTON		6			6
THE VILLAGES REGIONAL HOSPITAL FREESTANDING		3	3	50%	6
ETHOS LABORATORIES		6			6
MINUTECLINIC DIAGNOSTIC OF HAWAII LLC		6			6
TEXAS MEDCLINIC			6	100%	6
TIMBER CREEK PEDIATRICS		6			6
LAKELAND HILLS CENTER		2	4	67%	6
CRESTVIEW URGENT CARE			6	100%	6
WATAUGA MEDICAL CENTER		4	2	33%	6
MONROE COUNTY HOSPITAL		4	2	33%	6
PASSPORT HEALTH			6	100%	6
JACKSON CLINIC PA,THE		3	3	50%	6
BAY STREET PHARMACY☐		6			6
COMMONWEALTH OF MASSACHUSETTS			6	100%	6
BEACON AT GULF BREEZE, THE		6			6
SAINT PETER'S UNIVERSITY HOSPITAL		6			6
KEYSTONE PLACE AT NAPLES PRESERVE		4	2	33%	6
TAMIAMI LAB MILLENIUM			6	100%	6
MID FLORIDA PATHOLOGY LLC		5	1	17%	6
PENN MEDICINE PRINCETON MEDICAL CENTER		6			6
SOUTH CAROLINA DEPARTMENT OF HEALTH			6	100%	6
PRIMECARE AT TWIN LAKES			6	100%	6
The Waterford		5			5
MANATEE PEDIATRICS			5	100%	5
BROOKDALE CLERMONT			5	100%	5
PEDIATRICS OF CENTRAL FLORIDA – POINCIANA		3	2	40%	5
LABCORP UNSPECIFIED		5			5
SOUTHERN OCEAN MEDICAL CENTER		5			5
COMMUNITY HEALTH OF SOUTH FLORIDA			5	100%	5
INDIAN RIVER PRIMARY CARE PA		5			5
ORMOND MEDICAL ARTS		3	2	40%	5
WALTON PLACE		5			5
HILLSBOROUGH COUNTY HEALTH DEPARTMENT			5	100%	5

COVID-19: testing by laboratory

Data through Dec 17, 2020 verified as of Dec 18, 2020 at 09:25 AM

Data in this report are provisional and subject to change.

The numbers in the table below represent the number of Florida and non-Florida residents for whom test results were received by the Department of Health. A person can be tested by more than one laboratory and can have both positive and negative results. **Therefore, the sum of the numbers in each column will be larger than the total number of people tested.**

Reporting lab	Inconclusive	Negative	Positive	Percent positive	Total
GRAND VILLA OF ALTAMONTE SPRINGS			5	100%	5
GLEN FALLS HOSPITAL DEPARTMENT OF PATHOLOGY		5			5
LORI MCAULIFFE MD PA			5	100%	5
XRL SXF REF LAB		5			5
DR PHILLIPS MEDICAL WELLNESS CENTER		5			5
MIAMI COMPREHENSIVE MEDICINE GROUP PA		4	1	20%	5
WAKEMED		1	4	80%	5
MINUTECLINIC DIAGNOSTIC OF PENNSYLVANIA, LLD #1545		5			5
MEDEXPRESS URGENT CARE-MUNCIE		5			5
FORT HAMILTON URGENT CARE		5			5
PEDIATRIC HEALTHCARE ALLIANCE			5	100%	5
NORTHERN DUTCHESS HOSPITAL LABORATORY		5			5
NELSON BIOLOGICAL			5	100%	5
CARE HERE		1	4	80%	5
FRANCES WARDE MEDICAL LABORATORY		2	3	60%	5
CVS MINUTE CLINIC DIAGNOSTIC MED GRP OF CA		5			5
MOUNT SINAI BROOKLYN LABORATORY		4	1	20%	5
PEDIATRIC URGENT HEALTH CARE			5	100%	5
AZALEA HEALTH		2	3	60%	5
CITRUS COUNTY HEALTH DEPARTMENT		4	1	20%	5
VIBRANT AMERICA		3	2	40%	5
Westchester General Hospital			5	100%	5
CORAL LANDING ASSISTED LIVING		5			5
UCF STUDENT HEALTH SERVICES LABORATORY		2	3	60%	5
WOODLAND TOWERS		4	1	20%	5
ENT AND ALLERGY ASSOCIATES OF FLORIDA LLC		5			5
URGENT MEDICAL CENTER INC		2	3	60%	5
CHAMPLAIN VALLEY PHYSICIANS HOSPITAL		3	2	40%	5
NORTH BEACH REHABILITATION CENTER		4	1	20%	5
OMNICARE PHARMACY OF TEXAS 1, LP DBA OMNICARE		5			5
GULF COAST VETERANS HCS PANAMA CITY OPC		5			5
CLEVELAND CLINIC MARTIN HEALTH NURSING & RESTORATIVE		5			5
MAIMONIDES MEDICAL CENTER		4	1	20%	5
PRECISION DIAGNOSTICS INC - NJ		5			5
DAVITA DIALYSIS		4	1	20%	5
GENTIVA HEALTH SERVICES		5			5
DEPARTMENT OF HEALTH AND HUMAN SERVICES LANSING			5	100%	5
Army Residence Community		5			5
FLORIDA HOSPITAL LAKE MARY		5			5
LAKE NONA PEDIATRICS IN ASSOCIATION WITH NEMOURS		5			5
PANCARE HEALTH - MALONE CLINIC		5			5
WADSWORTH CENTER - DAVID AXELROD INSTITUTE		5			5
MEADOWCREST FAMILY PHYSICIANS PA			5	100%	5
MONTEFIORE MEDICAL CENTER LABORATORIES - NORTH		5			5
ADVENTHEALTH EXPRESS CARE AT WALGREENS			5	100%	5
DOCS URGENT CARE		1	4	80%	5

COVID-19: testing by laboratory

Data through Dec 17, 2020 verified as of Dec 18, 2020 at 09:25 AM

Data in this report are provisional and subject to change.

The numbers in the table below represent the number of Florida and non-Florida residents for whom test results were received by the Department of Health. A person can be tested by more than one laboratory and can have both positive and negative results. **Therefore, the sum of the numbers in each column will be larger than the total number of people tested.**

Reporting lab	Inconclusive	Negative	Positive	Percent positive	Total
CURATIVE CARE CENTER INC		1	4	80%	5
DESOTO HEALTH AND REHAB LLC		3	2	40%	5
MEDEXPRESS ELKINS		5			5
HIGHLANDS LAKE CENTER		5			5
NORTH FLORIDA PEDIATRICS JASPER			5	100%	5
GUTHRIE MEDICAL GROUP LABORATORIES		5			5
MEDICAL CENTER OF BLOUNTSTOWN			5	100%	5
AVOW HOSPICE INC		5			5
Manor Care of Dunedin		5			5
ROSS MEDICAL GROUP			5	100%	5
CENTREX CLINICAL LABS INC		5			5
TANNER MEDICAL CENTER EAST AL		5			5
RIVER CITY PRIMARY AND URGENT CARE			5	100%	5
MAXHEALTH		4	1	20%	5
NORTHPORT MEDICAL CENTER LAB		5			5
CLEVELAND TENNESSEE HOSPITAL COMPANY		5			5
OPTUM SILVER LAKES			5	100%	5
LUTHERAN HAVEN ASSISTED LIVING		5			5
ST VINCENT'S CHILTON		4	1	20%	5
LAKE MARY - STIRLING CENTER SUITE 202			5	100%	5
PEDIATRICS OF ALTAMONTE		5			5
ST CHARLES HOSPITAL LABORATORY		5			5
CRESTWOOD MEDICAL CENTER		4	1	20%	5
SOUTHEASTERN PEDIATRIC ASSOCIATES			5	100%	5
DALLAS COUNTY HEALTH AND HUMAN SERVICES			5	100%	5
EGL GENETICS DIAGNOSTICS			5	100%	5
EXPRESS DOCS LLC			5	100%	5
MINUTECLINIC DIAGNOSTIC OF PA, LLC (1036)		4	1	20%	5
ST JOHNS BIOMEDICAL LAB		5			5
SONATA DELRAY BEACH		4	1	20%	5
ELLIS HOSPITAL LABORATORY		5			5
INTERNAL MEDICINE SPECIALISTS			5	100%	5
WESTMINSTER SHORES			5	100%	5
CARLOS PORTU MD, PLLC			5	100%	5
CARL R DARNALL ARMY MEDICAL CENTER			5	100%	5
NOVANT HEALTH UVA		2	3	60%	5
ASCENSION ST VINCENT'S CLAY COUNTY			5	100%	5
MINUTECLINIC DIAGNOSTIC OF NORTH CAROLINA, PC		4	1	20%	5
WOODHULL MEDICAL AND MENTAL HEALTH CTR		5			5
URGENT CARE & FAMILY PRACTICE CENTER			5	100%	5
ST JOSEPH WOMENS HOSPITAL			5	100%	5
FLORIDA DEPARTMENT OF HEALTH - INVERNESS		3	2	40%	5
COOPER HOSPITAL/UNIVERSITY MEDICAL		5			5
URGENT CARE OF LONGWOOD			5	100%	5
MEDEXPRESS URGENT CARE-LATROBE		5			5
BAYSHORE LABORATORY		4	1	20%	5

COVID-19: testing by laboratory

Data through Dec 17, 2020 verified as of Dec 18, 2020 at 09:25 AM

Data in this report are provisional and subject to change.

The numbers in the table below represent the number of Florida and non-Florida residents for whom test results were received by the Department of Health. A person can be tested by more than one laboratory and can have both positive and negative results. **Therefore, the sum of the numbers in each column will be larger than the total number of people tested.**

Reporting lab	Inconclusive	Negative	Positive	Percent positive	Total
WELLMED AT LAKE COPELAND		2	3	60%	5
FLORIDA DEPARTMENT OF HEALTH IN MONROE COUNTY		2	3	60%	5
MEDEXPRESS URGENT CARE - WINCHESTER GATEWAY		5			5
MANATEE COUNTY JAIL		4	1	20%	5
BETHESDA COMMUNITY HEALTH CENTER			5	100%	5
BROOKDALE PADDOCK HILLS		5			5
BREVARD HEALTH ALLIANCE INC, THE			5	100%	5
HOLIDAY MEDICAL ASSOCIATES		1	4	80%	5
UPMC HEALTH SYSTEM		4	1	20%	5
EL PARAISO HOME INC		5			5
ILLINOIS DEPARTMENT OF PUBLIC HEALTH			5	100%	5
AVALON PARK RETIREMENT RESIDENCE		5			5
CVS HEALTH, #3396		5			5
UT SOUTHWESTERN MEDICAL CENTER			5	100%	5
Florida Clinical Laboratory		1	4	80%	5
PRECISION LABS LLC		2	3	60%	5
JOE DIMAGGIO CHILDREN'S HOSPITAL		1	4	80%	5
UNIVERSITY OF CHICAGO MEDICAL CENTER LAB			5	100%	5
FINLAY		1	4	80%	5
PARRISH HEALTH CENTER		5			5
THE UNIVERSITY OF VERMONT MEDICAL CENTER		4	1	20%	5
BROWARD COUNTY HEALTH DEPT.			5	100%	5
CONCENTRA			5	100%	5
BEACH HOUSE		5			5
BAPTIST HEALTH - TOWN CENTER			5	100%	5
WEST PACIFIC MEDICAL LABORATORY			5	100%	5
FAMILY MEDICINE OF WESTON LLC			5	100%	5
NEW HAMPSHIRE DEPARTMENT OF HEALTH AND HUMAN SERVICES		3	2	40%	5
ADVENT HEALTH - DELTONA ER		1	4	80%	5
GOOD SAMARITAN SOCIETY OF DAYTONA		5			5
AEL KNOXVILLE			5	100%	5
MINUTECLINIC, LLC #03965		4			4
BAY REGIONAL URGENT CARE		1	3	75%	4
HEALTHY MINORS PEDIATRIC URGENT CARE		4			4
ADVENTIST HEALTH SYSTEM FLORIDA DEPT OF HEALTH		3	1	25%	4
HUNTINGTON URGENT CARE		4			4
ACCENT PHYSICIAN SPECIALISTS PA		4			4
LEON MEDICAL CENTERS, LLC			4	100%	4
COMPREHENSIVE CLINICAL RESEARCH, LLC			4	100%	4
HENDRY REGIONAL CONVENIENT CARE CENTER			4	100%	4
ELITE MD GROUP INC		1	3	75%	4
LIGHTHOUSE PEDIATRICS OF NAPLES		2	2	50%	4
DEPARTMENT OF HEALTH AND HUMAN SERVICES STATE OF NEW HAMPSHIRE			4	100%	4
SIGNATURE CARE MONTROSE		2	2	50%	4
PANCARE HEALTH - JACKSON COUNTY		2	2	50%	4
OMNICARE PHARMACY OF TEXAS 1		4			4

COVID-19: testing by laboratory

Data through Dec 17, 2020 verified as of Dec 18, 2020 at 09:25 AM

Data in this report are provisional and subject to change.

The numbers in the table below represent the number of Florida and non-Florida residents for whom test results were received by the Department of Health. A person can be tested by more than one laboratory and can have both positive and negative results. **Therefore, the sum of the numbers in each column will be larger than the total number of people tested.**

Reporting lab	Inconclusive	Negative	Positive	Percent positive	Total
MINUTECLINIC, LLC, DBA MINUTECLINIC #5		4			4
UNION CITY MANOR NURSING CENTER		4			4
Walker BaptistMedCtr		3	1	25%	4
NEWPATH DIAGNOSTICS		4			4
DTR LABS		3	1	25%	4
APEX HOME HEALTH CARE		4			4
OKLAHOMA STATE DEPARTMENT OF HEALTH-PUBLIC HEALTH LABORATORY			4	100%	4
FLORENCE - HUNTSVILLE HOSPITAL URGENT CARE		3	1	25%	4
WEST COAST FAMILY MEDICAL CARE			4	100%	4
MARSHALL MEDICAL CENTER SOUTH LAB		3	1	25%	4
MIAMI CANCER INSTITUTE			4	100%	4
ORLANDO FAMILY MEDICAL INC		4			4
OKLAHOMA STATE UNIVERSITY DIAGNOSTIC LAB			4	100%	4
LAKE FOREST PARK OP CO LLC		4			4
GNT ASSOCIATES		3	1	25%	4
CITYMD		1	3	75%	4
PHYSICIANS IMMEDIATE CARE AURORA			4	100%	4
ADVENT HEALTH - TUSKAWILLA		4			4
MULBERRY CARE CENTER		1	3	75%	4
PRIMECARE		2	2	50%	4
ENCOMPASS HOME HEALTH		4			4
CARENOW URGENT CARE-GREEN HILLS		4			4
DIAGNOSTECHS		4			4
ATMORE NURSING CENTER		3	1	25%	4
MEDEXPRESS URGENT CARE - WILLIAMSPORT		3	1	25%	4
Stratford Court of Palm Harbor		4			4
JACKSON COUNTY HEALTH DEPARTMENT			4	100%	4
HAMPTON ALF AT 24TH ROAD LLC			4	100%	4
West Gate Village, LLC		4			4
GRAND VILLA OF CLEARWATER		4			4
ATLANTIC COMMUNITY HIGH SCHOOL		3	1	25%	4
FLORIDA HEART AND VASCULAR			4	100%	4
VRL LABORATORIES			4	100%	4
MEDICAL CENTER AT OCEAN REEF		1	3	75%	4
REHABILITATION CENTER OF WINTER PARK,THE			4	100%	4
UTAH DEPARTMENT OF HEALTH			4	100%	4
BAYLOR ESOTERIC AND MOLECULAR LAB			4	100%	4
ADVENT HEALTH CENTRA CARE - ORANGE LAKE		1	3	75%	4
PALM BEACH COUNTY HEALTH DEPARTMENT LABORATORY			4	100%	4
CELERION			4	100%	4
REDMED OF CROSSTOWN		1	3	75%	4
OPTIMAL CARE PEDIATRICS			4	100%	4
PANCARE HEALTH YOUNGSTOWN			4	100%	4
Millennium Nursing & Rehab Center		4			4
MEDEXPRESS URGENT CARE - FAYETTEVILLE		2	2	50%	4
CAREWELL 202			4	100%	4

COVID-19: testing by laboratory

Data through Dec 17, 2020 verified as of Dec 18, 2020 at 09:25 AM

Data in this report are provisional and subject to change.

The numbers in the table below represent the number of Florida and non-Florida residents for whom test results were received by the Department of Health. A person can be tested by more than one laboratory and can have both positive and negative results. **Therefore, the sum of the numbers in each column will be larger than the total number of people tested.**

Reporting lab	Inconclusive	Negative	Positive	Percent positive	Total
GEORGE SAFRAN MD PC		4			4
AHEC CLINIC		1	3	75%	4
WESLEY CHAPEL INTERNAL MEDICINE AND PEDIATRICS			4	100%	4
REHABILITATION CENTER AT JUPITER GARDENS		4			4
PREMIER MEDICAL ASSOCIATES		4			4
GREENVILLE MEMORIAL HOSPITAL LAB			4	100%	4
CENTERPLACE HEALTH, INC			4	100%	4
SIGNATURE CARE EMERGENCY CENTER		2	2	50%	4
MISIR DRUGS LLC		4			4
AHC Decatur County		4			4
FAMILY CARE PARTNERS URGENT CARE LLC		2	2	50%	4
PACIFICA SENIOR LIVING OCALA		4			4
THE PLAZA AT PARKSQUARE		4			4
MEDEXPRESS URGENT CARE-ALTOONA		4			4
SENIOR HOME CARE INC		4			4
PR HEALTH			4	100%	4
MEDEXPRESS URGENT CARE - SWANSEA, N ILLINOIS ST		4			4
LUTHERAN HAVEN EXTENDED CONGREGATE CAR		4			4
FHMG_FM AND IM AVALON PARK		1	3	75%	4
COPELAND MEDICAL CLINIC		3	1	25%	4
WATSON THERAPEUTICS		1	3	75%	4
CHARLOTTE CHD PORT CHARLOTTE		3	1	25%	4
SHARP MEMORIAL HOSPITAL MICROBIOLOGY DEPT			4	100%	4
IMIC INC RESEARCH			4	100%	4
ORCHID COVE		2	2	50%	4
MIAMI COMMUNITY HEALTH CENTER INC		1	3	75%	4
SOUTHWESTERN REGIONAL MEDICAL CENTER - TULSA		4			4
Heartland of Boynton Beach			4	100%	4
MED LABS DIAGNOSTICS		3	1	25%	4
WALK IN URGENT CARE			4	100%	4
MEMORIAL HEALTH CARE SYSTEMS			4	100%	4
GENEVA GENERAL HOSPITAL LABORATORY		3	1	25%	4
SONIC REFERENCE LABORATORY			4	100%	4
NOVARI CARE LLC		3	1	25%	4
CDRX INFUSION			4	100%	4
COLUMBIA MEMORIAL HOSPITAL LABORATORY		4			4
FLORIDA CANCER SPECIALISTS AND RESEARCH		2	2	50%	4
UNIVERSITY OF MIAMI MILLER SCHOOL OF MEDICINE			4	100%	4
CAPTAIN JAMES A. LOVELL FEDERAL HEALTHCARE CENTER			4	100%	4
MEDEXPRESS URGENT CARE-DUBOIS		4			4
ADVENTHEALTH NEW SMYRNA BEACH COMMUNITY HEALTH			4	100%	4
VALDOSTA FAMILY MEDICINE			4	100%	4
PEACEHEALTH LABORATORIES		3	1	25%	4
CHILDREN'S MEDICAL GROUP		4			4
IMA MEDICAL CENTER		3	1	25%	4
MARION AND BERNARD L SAMSON NURSING CENTER			4	100%	4

COVID-19: testing by laboratory

Data through Dec 17, 2020 verified as of Dec 18, 2020 at 09:25 AM

Data in this report are provisional and subject to change.

The numbers in the table below represent the number of Florida and non-Florida residents for whom test results were received by the Department of Health. A person can be tested by more than one laboratory and can have both positive and negative results. **Therefore, the sum of the numbers in each column will be larger than the total number of people tested.**

Reporting lab	Inconclusive	Negative	Positive	Percent positive	Total
BAPTIST PRIMARY BLACK CREEK SOUTH			4	100%	4
MAILBOX DIAGNOSTICS		2	2	50%	4
MEDEXPRESS URGENT CARE - MAPLE DRIVE		4			4
MEDEXPRESS URGENT CARE - MONROE		4			4
CLINICAL LABORATORIES OF THE BUFFALO		3	1	25%	4
LONG ISLAND JEWISH FOREST HILLS HOSPITAL		4			4
BARTON MEMORIAL HOSPITAL		3	1	25%	4
UNIVERSITY OF WASHINGTON MEDICAL CENTER (UWMC) EMERGENCY DEPT.			4	100%	4
MCR HEALTH LAWTON CHILES ADMINISTRATION STE A		1	3	75%	4
CVS MINUTE CLINIC DIAGNOSTIC PA		3	1	25%	4
CELAL GUROL ERBAY, MD			4	100%	4
FISHERMEN'S HOSPITAL			4	100%	4
RUSH UNIVERSITY MEDICAL CENTER LABORATORY			4	100%	4
BENSONHURST URGENT CARE		4			4
MEDEXPRESS URGENT CARE-PITTSFIELD		4			4
PALM HARBOR DERMATOLOGY		4			4
STEWART MELBOURNE HOSPITAL			4	100%	4
VITAL CARE URGENT CARE			4	100%	4
Sunrise Health and Rehabilitation Center			4	100%	4
HELIX KH UC			4	100%	4
SOUTHEASTERN REGIONAL MEDICAL CENTER			4	100%	4
YAZJI PEDIATRIC CARE LLC DBA TUKA PEDIATRICS			4	100%	4
SUPERIOR RESIDENCES AT CALA HILLS		4			4
MEDEXPRESS URGENT CARE - RICHMOND, NINE MILE RD		4			4
KANSAS DEPARTMENT OF HEALTH		2	2	50%	4
MINUTE CLINIC DIAGNOSTIC OF TEXAS, LLC		4			4
PLANT CITY PEDIATRICS		4			4
MARSHFIELD LABORATORIES			4	100%	4
ADIRONDACK MEDICAL CENTER		4			4
MEDEXPRESS URGENT CARE - ROBINSON TWP, STEUBENVILLE PIKE		4			4
UT MEMPHIS UNIVERSITY HEALTH SERVICES			4	100%	4
CONSULATE HEATH CARE AT WEST ALTAMONTE			4	100%	4
ACCESS PHARMACY		4			4
EXPRESS TESTING-ONE			4	100%	4
GARDENS HEALTH NH LLC		4			4
ADVANCE URGENT CARE CENTER, LLC			4	100%	4
PENNSYLVANIA DEPARTMENT OF HEALTH BUREAU OF LABORATORIES			4	100%	4
CVS MINUTE CLINIC DIAGNOSTIC OF TEXAS,LLC		3	1	25%	4
PERDIDO URGENT CARE			4	100%	4
WYOMING PUBLIC HEALTH LAB			4	100%	4
LANE PEDIATRICS PA			4	100%	4
DR. PHILLIPS MEDICAL WELLNESS CENTER		2	2	50%	4
Bardmoor Oaks Healthcare and Rehabilitation Center		3	1	25%	4
FLORIDA MEDICAL CLINIC - MULTI SPECIALTY CAMPUS		1	3	75%	4
COVENIENT CARE MEDICAL CLINIC			4	100%	4
MEDEXPRESS URGENT CARE - GLENDALE		4			4

COVID-19: testing by laboratory

Data through Dec 17, 2020 verified as of Dec 18, 2020 at 09:25 AM

Data in this report are provisional and subject to change.

The numbers in the table below represent the number of Florida and non-Florida residents for whom test results were received by the Department of Health. A person can be tested by more than one laboratory and can have both positive and negative results. **Therefore, the sum of the numbers in each column will be larger than the total number of people tested.**

Reporting lab	Inconclusive	Negative	Positive	Percent positive	Total
PASSPORT HEALTH OF TAMPA BAY		4			4
CARENOW URGENT CARE - WINTER SPRINGS		3	1	25%	4
BELLIN HEALTH LAB		1	3	75%	4
UNILAB OF DADE INC			4	100%	4
ADDINGTON PLACE AT WELLINGTON GREEN		4			4
CAPE COD HOSPITAL			4	100%	4
RELIANT ACUTE CARE			4	100%	4
COMPUNET CLINICAL LAB			4	100%	4
Okeechobee Health Care Facility		4			4
PALM BEACH CANCER INSTITUTE			4	100%	4
INTERMARKET FACILITY			4	100%	4
FLORIDA HOSPITAL ALTAMONTE		2	2	50%	4
MENTAL HEALTH CARE INC		3	1	25%	4
LABS PLUS LLC		4			4
PM PEDIATRICS OF SELDEN		3	1	25%	4
JUPITER ISLAND MEDICAL CLINIC INC		4			4
RAINBOW PEDIATRIC CENTER PA		3	1	25%	4
DOTHAN PEDIATRIC CLINIC			4	100%	4
VIERA PEDIATRICS		1	3	75%	4
STATMED OCALA			4	100%	4
BENEVA LAKES HEALTHCARE & REHAB CENTER			4	100%	4
TARPON SPRINGS PEDIATRICS, LLC			4	100%	4
BOCA SIMON LAB		1	3	75%	4
DYNAMIC HEALTH CENTERS INC		2	2	50%	4
BIOTEST PLASMA CENTER		4			4
FIFTH AVENUE PEDIATRICS		3	1	25%	4
KETTERING HEALTH			4	100%	4
MINUTECLINIC DIAGNOSTIC OF OHIO LLC		3	1	25%	4
URGENT TEAM - MUSCLE SHOALS		4			4
INFECTION CONTROL/ EMPHEALTH		3	1	25%	4
ELITE MEDICAL CENTER			4	100%	4
DYNACARE LABORATORIES			4	100%	4
MINUTECLINIC, LLC, DBA MINUTECLINIC #6106		3	1	25%	4
INSPIRED LIVING AT PALM BAY		4			4
UW MEDICINE VIROLOGY LAB			4	100%	4
Health Care Center of Jacksonville			4	100%	4
RED MOUNTAIN DIAGNOSTICS		4			4
FHCP - ORMOND BEACH			4	100%	4
LEMOYNE COLLEGE WELLNESS CENTER FOR		4			4
WATERTOWN URGENT CARE PLLC		4			4
MIRIMUS INC		1	3	75%	4
TRIDENT BIOMETRICS		3	1	25%	4
CONCENTRA URGENT CARE		1	3	75%	4
SANFORD SOUTH UNIVERSITY		4			4
UF HEALTH			4	100%	4
UHEALTH UNIVERSITY OF MIAMI			4	100%	4

COVID-19: testing by laboratory

Data through Dec 17, 2020 verified as of Dec 18, 2020 at 09:25 AM

Data in this report are provisional and subject to change.

The numbers in the table below represent the number of Florida and non-Florida residents for whom test results were received by the Department of Health. A person can be tested by more than one laboratory and can have both positive and negative results. **Therefore, the sum of the numbers in each column will be larger than the total number of people tested.**

Reporting lab	Inconclusive	Negative	Positive	Percent positive	Total
THE DOCTORS CENTER HEALTHCARE-SOUTHSIDE		1	3	75%	4
OSWEGO HOSPITAL LABORATORY		4			4
EAST BANK HOSPITAL - UNIVERSITY OF MINNESOTA MEDICAL CENTER			4	100%	4
Westminster Manor		3	1	25%	4
NCHMD INC			4	100%	4
MD ANDERSON			4	100%	4
MEDEXPRESS URGENT CARE - MT LEBANON		3	1	25%	4
FCHC (OB)-DARWIN SQUARE CTR.			4	100%	4
BARBARA O'REILLY MD PA		4			4
NEMOURS CHILDREN'S URGENT CARE			4	100%	4
ALVARO J DANGOND MD PA		4			4
COLLIER HMA PHYSICIAN MANAGEMENT, LLC			4	100%	4
ELTINGVILLE CIRCLE URGENT CARE		4			4
JOSEF SCHENKER MD PC		4			4
GENUS DIAGNOSTICS			4	100%	4
L3HARRIS FAMILY MEDICAL CENTER			4	100%	4
PRL NYC PANDEMIC RESPONSE LAB			4	100%	4
MEDEXPRESS URGENT CARE - CULPEPER		4			4
The Crossroads		3			3
HARBOUR'S EDGE		2	1	33%	3
ADVENTHEALTH SEBRING- INFECTION CONTROL DEPARTMENT			3	100%	3
DEACONESS HOSPITAL			3	100%	3
CARE ONE PRIMARY CARE			3	100%	3
Calusa Harbour			3	100%	3
Fouraker Hills Rehab and Nursing			3	100%	3
MACCLENNY NURSING AND REHAB			3	100%	3
MEDEXPRESS URGENT CARE - TARENTUM		3			3
FLORIDA CANCER SPECIALISTS & RESEARCH INSTITUTE		2	1	33%	3
CAMELLIA AT DEERWOOD			3	100%	3
CARE ATC - CITY OF BOYNTON BEACH			3	100%	3
PINELLAS PARK HEALTH CENTER - PINELLAS CHD		1	2	67%	3
MINUTECLINIC, LLC, MINUTECLINIC #7637		3			3
HILLVIEW LABORATORY			3	100%	3
LEE CONVENIENT CARE AT SUMMERLIN			3	100%	3
BOROPARK URGENT CARE		3			3
COVENANT PEDIATRICS		1	2	67%	3
SEA LEVEL LABS			3	100%	3
IGENEX INC		3			3
Enterprise Health and Rehabilitation Center		3			3
METHODIST HOSPITAL			3	100%	3
ADVANCED PEDIATRICS OF BOCA LLC			3	100%	3
ANN STORCK CENTER INC		3			3
TERENCE B MITCHELL MD, INC			3	100%	3
BARONESS ERLANGER HOSPITAL		3			3
AMERICAN MEDICAL RESPONSE		3			3
ASSOCIATES MD CYPRESS CREEK			3	100%	3

COVID-19: testing by laboratory

Data through Dec 17, 2020 verified as of Dec 18, 2020 at 09:25 AM

Data in this report are provisional and subject to change.

The numbers in the table below represent the number of Florida and non-Florida residents for whom test results were received by the Department of Health. A person can be tested by more than one laboratory and can have both positive and negative results. **Therefore, the sum of the numbers in each column will be larger than the total number of people tested.**

Reporting lab	Inconclusive	Negative	Positive	Percent positive	Total
TRUE HEALTH - LAKE UNDERHILL		3			3
QUATRACOR PLLC		3			3
ST VINCENT'S ST CLAIR		2	1	33%	3
NORTHEAST ALABAMA REGIONAL MEDICAL CENTER		2	1	33%	3
DIXIE COUNTY HEALTH DEPARTMENT		2	1	33%	3
ALLIANCE LABS @LRMC			3	100%	3
MAYO		1	2	67%	3
ADVENTHEALTH MEDICAL GROUP PEDIATRICS AT		2	1	33%	3
ONslow MEMORIAL HOSPITAL LABORATORY		3			3
TUFTS MEDICAL CENTER			3	100%	3
PUTNAM HOSPITAL CENTER LABORATORY		3			3
PREMIER LABORATORY SERVICES, LLC			3	100%	3
WILLIAM A HINTON STATE LABORATORY INSTITUTE		1	2	67%	3
SOUTH FLORIDA FAMILY HEALTH & RESEARCH CTR			3	100%	3
FLORIDA MENTOR-POINT WEST CLUSTER		3			3
FLORIDA MEDICAL CL ODOM TPA			3	100%	3
NOVALIFE MEDSPA			3	100%	3
CGH MEDICAL CENTER			3	100%	3
CORTLAND COUNTY HEALTH DEPARTMENT		3			3
INTERNAL MEDICINE LIPID AND WELNNESS PRACTICE			3	100%	3
NATIONAL GENETICS INST LABCORP		1	2	67%	3
MEDEXPRESS URGENT CARE-NESHANNOCK TWP		2	1	33%	3
PEDIATRICS BY THE SEA JOG RD OFFICE			3	100%	3
GYN PATH SERVICES			3	100%	3
COURTYARD GARDENS OF BOYNTON BEACH, LLC		1	2	67%	3
MINUTECLINIC DIAGNOSTIC OF TEXAS		3			3
TERRACE OF ST CLOUD, THE		2	1	33%	3
SENTARA NORFOLK GENERAL HOSPITAL CENTRAL LAB			3	100%	3
JACKSON SOUTH COMMUNITY HOSPITAL LAB			3	100%	3
BAPTIST HEALTH MEDICAL CENTER			3	100%	3
FLORIDA CLINICAL LABORATORY - BIOREFERENCE LABORATORIES		2	1	33%	3
FAMILY MEDICINE AT WINTER PARK			3	100%	3
NORTH SHORE HEMATOLOGY-ONCOLOGY ASSOCIATES, PC		3			3
MID FLORIDA CLINICAL LABORATORY		2	1	33%	3
MEDEXPRESS URGENT CARE - BEECH GROVE		3			3
KEY WEST URGENT CARE, INC		3			3
MONTANA PUBLIC HEALTH LAB			3	100%	3
ADVENTHEALTH MEDICAL GROUP PEDIATRIC & ADOLESCENT		3			3
SANFORD MOBILE LAB			3	100%	3
MEDEXPRESS URGENT CARE - TEAYS VALLEY		3			3
TAMPA		1	2	67%	3
MINUTE CLINIC		1	2	67%	3
BAPTIST PRIMARY CARE, INC.		2	1	33%	3
PANCARE HEALTH - ALTHA PUBLIC			3	100%	3
WELLIGENT			3	100%	3
GREATER MOBILE URGENT CARE - SPRINGHILL			3	100%	3

COVID-19: testing by laboratory

Data through Dec 17, 2020 verified as of Dec 18, 2020 at 09:25 AM

Data in this report are provisional and subject to change.

The numbers in the table below represent the number of Florida and non-Florida residents for whom test results were received by the Department of Health. A person can be tested by more than one laboratory and can have both positive and negative results. **Therefore, the sum of the numbers in each column will be larger than the total number of people tested.**

Reporting lab	Inconclusive	Negative	Positive	Percent positive	Total
TENDER CARE ALF		3			3
MINUTECLINIC DIAGNOSTIC OF NORTH CAROLINA		3			3
CITIZENS BAPTIST MEDICAL CENTERS LAB		3			3
ESTERO FIRE RESCUE		3			3
UNC HOSPITAL/MCLENDON CLINICAL LABORATORIES			3	100%	3
PM PEDIATRICS OF SELDEN PLLC		3			3
FLORIDA DEPARTMENT OF HEALTH IN MIAMI DADE COUNTY		2	1	33%	3
RHEA MEDICAL CENTER		3			3
49D2045214PHYSICIAN OFFICE-WAIVER-MEDEXPRESS URGENT CARE - HARRISONBU		3			3
ERIE COUNTY PUBLIC HEALTH CLINICAL		3			3
PALMS WEST HOSPITAL			3	100%	3
PUBLIC HEALTH TRUST OF MIAMI DADE COUNTY			3	100%	3
REGIONAL MEDICAL LAB			3	100%	3
AVANTE AT MT DORA		1	2	67%	3
MIDDLETOWN MEDICAL P C			3	100%	3
MEDEXPRESS URGENT CARE - PRINCETON		3			3
NYC PUBLIC HEALTH LABS			3	100%	3
SJH			3	100%	3
URGENT TEAM - HUNTSVILLE		3			3
BOCA BIOLISTICS LLC			3	100%	3
SEMINOLE FAMILY HEALTH CENTER		3			3
HEALTH AND WELLNESS CENTER			3	100%	3
MEDICAL UNIVERSITY SC HOSPITAL			3	100%	3
TIFTON CARECONNECT URGENT CARE			3	100%	3
MEDEXPRESS URGENT CARE PLEASANT HILLS		3			3
ARDEN COURTS OF PALM HARBOR			3	100%	3
JOHN T MATHER MEMORIAL HOSPITAL LABORATORY		3			3
LOUISIANA DEPT. OF HEALTH AND HOSPITALS-INFECTIOUS DISEASE EPI SECTION			3	100%	3
LONGWOOD PEDIATRICS LLC			3	100%	3
LA MER NH LLC			3	100%	3
MAGNOLIA PEDIATRICS GROUP LLC			3	100%	3
COURTYARD GARDENS OF JUPITER		3			3
BEEBE MEDICAL CENTER LABORATORY		3			3
INNOVATIVE COVID-DIVERSEY			3	100%	3
BOLING, STEPHANIE		3			3
MEDEXPRESS URGENT CARE MORGANTOWN		3			3
GARCIA MORALES NELSON			3	100%	3
MIZELL MEMORIAL HOSPITAL			3	100%	3
NOVADX		2	1	33%	3
MEDEXPRESS URGENT CARE - MIDLOTHIAN		3			3
THOMAS INTERNAL MEDICINE		3			3
PREMIER FAMILY AND SPORTS MEDICINE		2	1	33%	3
MEDEXPRESS URGENT CARE - MARKHAM STREE		3			3
SUNSHINE PEDIATRICS OF CENTRAL FLORIDA PL		1	2	67%	3
INSPIRA MEDICAL CENTER VINELAND LAB		2	1	33%	3
LIFEHOPE LABS			3	100%	3

COVID-19: testing by laboratory

Data through Dec 17, 2020 verified as of Dec 18, 2020 at 09:25 AM

Data in this report are provisional and subject to change.

The numbers in the table below represent the number of Florida and non-Florida residents for whom test results were received by the Department of Health. A person can be tested by more than one laboratory and can have both positive and negative results. **Therefore, the sum of the numbers in each column will be larger than the total number of people tested.**

Reporting lab	Inconclusive	Negative	Positive	Percent positive	Total
TULLAHOMA HMA, LLC		2	1	33%	3
MOULTRIE CREEK NURSING AND REHAB			3	100%	3
NEMOURS CHILDRENS PRIMARY CARE MAITLAND			3	100%	3
Broadview Multi-Care Center		3			3
SIGNATURE CARE PFLUGERVILLE			3	100%	3
YORK HOSPITAL - LABORATORY			3	100%	3
PATHOLOGY REFERENCE LAB LLC			3	100%	3
PALMS, THE		3			3
PRORENATA LABS		1	2	67%	3
VAIL VALLEY MEDICAL CENTER			3	100%	3
MD NOW URGENT CARE - DELRAY WEST			3	100%	3
CULLMAN REGIONAL URGENT CARE		2	1	33%	3
MEDEXPRESS URGENT CARE MARTINSBURG		2	1	33%	3
OCHSNER MEDICAL CENTER			3	100%	3
MADISON COUNTY HEALTH DEPARTMENT		3			3
ORLANDO ORTHOPAEDIC OUTPATIENT SURGERY CENTER		1	2	67%	3
ALOHA HOME CARE LLC DBA ACCENTCARE HOME HEALTH OF		3			3
NORTH NAPLES HOSPITAL RESPIRATORY THERAPY DEPARTMENT			3	100%	3
CENTRAL DUPAGE HOSPITAL			3	100%	3
AVANTE INVERNESS		1	2	67%	3
VICAR'S LANDING NURSING HOME		2	1	33%	3
INDIANA STATE DEPARTMENT OF HEALTH		1	2	67%	3
PBSO WEST PALM FAMILY PRACTICE		1	2	67%	3
BROOKDALE OAKBRIDGE		1	2	67%	3
LAFAYETTE NURSING AND REHAB			3	100%	3
ASPEN VALLEY HOSPITAL			3	100%	3
BETTERMED URGENT CARE			3	100%	3
ADVENTHEALTH CAR CENTER APOPKA			3	100%	3
Bainbridge Health and Rehab		3			3
HAWTHORNE INN OF LAKE LAND		3			3
THOMAS LANGLEY			3	100%	3
URGENT CARE AT LONGWOOD			3	100%	3
MEDEXPRESS URGENT CARE - CLARKSBURG		3			3
SOFTLAB			3	100%	3
HELIX MEDICAL CENTERS		1	2	67%	3
ESTATES MEDICAL CENTER INC			3	100%	3
MPG JACKSONVILLE ATLANTIC BLVD		1	2	67%	3
FLORIDA MENTOR		3			3
ST BARNABAS HOSPITAL		3			3
CAREWELL URGENT CARE			3	100%	3
NORTHWEST FLORIDA CLINICAL LAB		1	2	67%	3
NORTHERN LIGHT LABORATORY		1	2	67%	3
SSM HEALTH ST LOUIS MICROBIOLOGY LABORATORY		1	2	67%	3
SPRING LAKE REHABILITATION CENTER			3	100%	3
MEDEXPRESS URGENT CARE - RICHMOND, W BROAD ST		3			3
BAY BREEZE HEALTH AND REHABILITATION CENTER		3			3

COVID-19: testing by laboratory

Data through Dec 17, 2020 verified as of Dec 18, 2020 at 09:25 AM

Data in this report are provisional and subject to change.

The numbers in the table below represent the number of Florida and non-Florida residents for whom test results were received by the Department of Health. A person can be tested by more than one laboratory and can have both positive and negative results. **Therefore, the sum of the numbers in each column will be larger than the total number of people tested.**

Reporting lab	Inconclusive	Negative	Positive	Percent positive	Total
YORKVILLE PEDIATRIC URGENT CARE		3			3
BIG BEND HOSPICE INC		3			3
MICHIGAN HEALTH CLINIC LABORATORIES		2	1	33%	3
FLO-MEDILAB SERVICES LLC			3	100%	3
PREMIER CLINICAL RESEARCH INSTITUTE INC			3	100%	3
NEMOURS CHILDRENS PRIMARY CARE HORIZON WEST			3	100%	3
ROCKLAND URGENT CARE FAMILY HEALTH NP		3			3
PHYSICIANS IMMEDIATE CARE ELGIN			3	100%	3
NOVANT HEALTH PRESBYTERIAN		2	1	33%	3
MANORCARE NURSING & REHABILITATION CENTER-NAPLES		3			3
PRISMA HEALTH MIDLANDS			3	100%	3
ACE BIOMEDICAL LABS LLC			3	100%	3
URGENT DOC - URGENT CARE CLINIC			3	100%	3
MEDFUSION		2	1	33%	3
MEDICAL CENTER ENTERPRISE			3	100%	3
CONSOLIDATED LABORATORY SERVICES			3	100%	3
COLLIER BLVD HMA PHYSICIAN MANAGEMENT,, LLC			3	100%	3
FAMILY MEDICINE AT LONGWOOD			3	100%	3
HELIX LW UC		1	2	67%	3
ABSOLUTE HEALTH		3			3
MEDEXPRESS URGENT CARE, JOHNSTOWN		2	1	33%	3
MEDEXPRESS URGENT CARE - LAFAYETTE		3			3
MINUTECLINIC DIAGNOSTIC OF NORTH CAROLINA PC #7054		3			3
AUSTIN PUBLIC HEALTH			3	100%	3
MINUTECLINIC, LLC #05038		3			3
HEALTHCARE NETWORK OF SOUTHWEST FLORIDA			3	100%	3
CAMPAZZI CONCIERGE MEDICAL SERVICES		2	1	33%	3
LEE MEMORIAL HEALTH SYSTEM		2	1	33%	3
CTRS			3	100%	3
NORTH BROWARD HOSPITAL DISTRICT HEALTHCARE FOR THE HOMELESS			3	100%	3
SANDGATE GARDENS REHAB & NURSING CENTER		2	1	33%	3
KENILWORTH CARE & REHABILITATION CENTER			3	100%	3
THE LODGE AND REHABILITATION CENTER		3			3
Life Care Center of Citrus County		2	1	33%	3
ALLIANCE FOR MULTISPECIALTY RESEARCH		3			3
MEDICAL SERVICES OF AMERICA HOME HEALTH		3			3
WINDER NURSING INC DBA WINDER HEALTH CARE		3			3
MINUTECLINIC DIAGNOSTIC OF NEW JERSEY, LLC # 7069		3			3
LAKE WORTH MANOR		3			3
MEDEXPRESS URGENT CARE-HERSHEY		2	1	33%	3
CAPITAL HEALTH LABORATORY INC			3	100%	3
ORLANDO REGIONAL HEALTH SERVICES		1	2	67%	3
PEDIATRICS AND ADOLESCENT MEDICINE		2	1	33%	3
THONOTOSASSA COMMUNITY HEALTH CENTER			3	100%	3
DACH MAIN LAB			3	100%	3
BAPTIST OUTPATIENT SERVICES			3	100%	3

COVID-19: testing by laboratory

Data through Dec 17, 2020 verified as of Dec 18, 2020 at 09:25 AM

Data in this report are provisional and subject to change.

The numbers in the table below represent the number of Florida and non-Florida residents for whom test results were received by the Department of Health. A person can be tested by more than one laboratory and can have both positive and negative results. **Therefore, the sum of the numbers in each column will be larger than the total number of people tested.**

Reporting lab	Inconclusive	Negative	Positive	Percent positive	Total
MEDICAL CENTER OF THE ROCKIES			3	100%	3
MEDEXPRESS URGENT CARE MONACA		3			3
OPENTRONS PRL		2	1	33%	3
ENTRUST IMMEDIATE CARE			3	100%	3
MEDEXPRESS URGENT CARE, BUTLER		2	1	33%	3
MEDEXPRESS URGENT CARE-KATY		3			3
MEDEXPRESS - NEWARK		3			3
VIRGINIA DIVISION OF CONSOLIDATED LABORATORIES			3	100%	3
CULLMAN REGIONAL MEDICAL CENTER		2	1	33%	3
THE CLINIC OF PEDIATRICS & GI MEDICINE, INC			3	100%	3
US SPECIALTY LABS			3	100%	3
ACCESS HEALTH CARE		2	1	33%	3
EXETER HOSPITAL		3			3
TRUE HEALTH- HOFFNER		3			3
SunTerrace Health Care Center		3			3
LEXINGTON MEDICAL CENTER		1	2	67%	3
VA OUTPATIENT CLINIC-NEW PORT RICHEY			3	100%	3
PANIRA HEALTHCARE CLINIC			3	100%	3
MEDFIRST URGENT CARE			3	100%	3
TELEVISIT PALM BAY FAMILY PRACTICE		1	2	67%	3
VIDANT MEDICAL CENTER			3	100%	3
MINUTE-CLINIC DIAGNOSTIC OF VIRGINIA, LLC #794		3			3
ORANGE PARK PEDIATRICS			3	100%	3
COMMUNITY MEDICAL AND DENTAL CARE INC		3			3
MEDEXPRESS URGENT CARE HUNTINGTON		3			3
MEDEXPRESS URGENT CARE - IRVING		3			3
HIALEAH SHORES NURSING AND		2	1	33%	3
CROSSVILLE MEDICAL GROUP		1	2	67%	3
NORTHSIDE HOSPITAL		2	1	33%	3
UNIVERSITY OF MICHIGAN		2	1	33%	3
CRESTVIEW IMMEDIATE CARE LL			3	100%	3
BIRMINGHAM VAMC		1	2	67%	3
QUINTON MEMORIAL HEALTH CARE CENTER		3			3
MEDIC INFUSION PA		3			3
PPD - IXLAYER		3			3
DICKSON MEDICAL ASSOCIATES PC PATH LAB		3			3
ADRIANA M CASTRO MD PA		3			3
LEESBURG COMMUNITY HEALTH CENTERS			3	100%	3
CENTERPLACE HEALTH			3	100%	3
NORTH SHORE HOSP. INFECTION CONTROL			3	100%	3
NEWSTAR MEDICAL LABORATORIES		3			3
ELITE PRIMARY CARE OF WAYCROSS			3	100%	3
PARRISH MEDICAL CENTER-WAIVED TESTING		3			3
RAPID CITY RUGENT CARE			3	100%	3
ALABAMA DEPARTMENT OF PUBLIC HEALTH		1	2	67%	3
GONZALEZ MD AND ASWAD MD HEALTH SERVICES			3	100%	3

COVID-19: testing by laboratory

Data through Dec 17, 2020 verified as of Dec 18, 2020 at 09:25 AM

Data in this report are provisional and subject to change.

The numbers in the table below represent the number of Florida and non-Florida residents for whom test results were received by the Department of Health. A person can be tested by more than one laboratory and can have both positive and negative results. **Therefore, the sum of the numbers in each column will be larger than the total number of people tested.**

Reporting lab	Inconclusive	Negative	Positive	Percent positive	Total
WANTAGH URGENT CARE		3			3
SHEEPSHEAD BAY URGENT CARE		3			3
MEDICAL CENTER AFFILIATES WEST PALM			3	100%	3
DANIEL M LIBBY MD PLLC		3			3
MINUTECLINIC DIAGNOSTIC OF TN PC #386		3			3
NORTH DAKOTA DEPT OF HEALTH MICROBIOLOGY		1	2	67%	3
ADVENT HEALTH - WESTCHASE ER			3	100%	3
REELFOOT FAMILY WALK IN CLINIC		2	1	33%	3
IOWA DEPARTMENT OF PUBLIC HEALTH			3	100%	3
WINDSOR OF LAKEWOOD RANCH,THE		3			3
MONTANA DEPARTMENT OF PUBLIC HEALTH & HUMAN SERVICES			3	100%	3
LOYOLA UNIVERSITY MEDICAL CENTER LABORATORY			3	100%	3
AMERICAN SCIENTIFIC LABORATORIES LLC			3	100%	3
WATSON THERAPEUTICS INC			3	100%	3
KISSIMMEE URGENT CARE		3			3
BRENTWOOD SENIOR LIVING AT ST PETE			3	100%	3
PENSACOLA PEDIATRICS MILTON			3	100%	3
BAY COUNTY HEALTH DEPARTMENT		3			3
WYOMING DEPT OF HEALTH			3	100%	3
FAMILY MEDICINE AT WATERMAN		3			3
DOCTORS MEDICAL CENTER OF WALTON COUNTY CLINIC			3	100%	3
MEDEXPRESS URGENT CARE - HOT SPRINGS		3			3
APEX CLINICAL LABORATORIES INC		3			3
FLORIDA HEALTH CARE PLANS STIRLING CENTER			3	100%	3
CVS MINUTE CLINIC, LLC #22		2	1	33%	3
PM PEDIATRICS OF BAYSIDE PLLC		3			3
JOSEF SCHENKER MD PC DBA CENTERS URGENT		2	1	33%	3
GRACE WELLNESS CENTER		2	1	33%	3
MARION COUNTY FIRE RESCUE		3			3
BRADENTON PHYSICIAN MEDICAL CENTER			3	100%	3
ADVENT HEALTH - TIMBERRIDGE ER		2	1	33%	3
LEWIS COUNTY MANOR		3			3
JEFFERSON COUNTY HEALTH DEPARTMENT-MONTICELLO		2	1	33%	3
FLORIDA MEDICAL CLINIC IM MLK		3			3
VELOCITY CARE			3	100%	3
TNC WALK IN CLINIC		1	2	67%	3
ST LUKES HOSPITAL LABORATORY		2	1	33%	3
GUARDANT HEALTH		3			3
PATIENT FIRST - ALLENTOWN			3	100%	3
SURETOX LABORATORY LLC		2	1	33%	3
CVS MINUTE CLINIC DIAGNOSTIC OF TEXAS		3			3
BETH ISRAEL MEDICAL CENTER LABS		3			3
MUNSON MEDICAL CENTER			3	100%	3
NC STATE LABORATORY OF PUBLIC HEALTH		3			3
ADVENT HEALTH APOPKA		1	2	67%	3
CARESPOT-WELLINGTON			3	100%	3

COVID-19: testing by laboratory

Data through Dec 17, 2020 verified as of Dec 18, 2020 at 09:25 AM

Data in this report are provisional and subject to change.

The numbers in the table below represent the number of Florida and non-Florida residents for whom test results were received by the Department of Health. A person can be tested by more than one laboratory and can have both positive and negative results. **Therefore, the sum of the numbers in each column will be larger than the total number of people tested.**

Reporting lab	Inconclusive	Negative	Positive	Percent positive	Total
UNITY HEALTH AND REHABILITATION CENTER			3	100%	3
PALM BEACH CDH - DELRAY BEACH			3	100%	3
MARYLAND STATE DEPT OF HEALTH	2		1	33%	3
NIGHT LITE PEDIATRICS CENTER		1	2	67%	3
GROVES CENTER			3	100%	3
Nashville Central Laboratory		3			3
VILLAGES HEALTH, THE		3			3
CORTLAND REGIONAL MEDICAL CENTER		3			3
MD NOW MEDICAL CENTER INC			3	100%	3
AMELIA ASSISTED LIVING FACILITY		3			3
PULSE & REMEDY LLC			3	100%	3
DOTHAN WEST FAMILY MEDICINE		2	1	33%	3
FLORIDA LABORATORY ANALYSIS, LLC			3	100%	3
URGENT CARE - OCONEE		2	1	33%	3
SCIENTIFIC LABORATORY DIVISION			3	100%	3
State Lab Unspecifd			3	100%	3
TARRANT COUNTY PUBLIC HEALTH		3			3
VITAS HEALTHCARE			3	100%	3
ORCHID COVE DAYTONA			3	100%	3
DEPARTMENT OF PATHOLOGY ROME MEMORIAL		3			3
MINUTECLINIC DIAGNOSTIC OF MICHIGAN		3			3
XPRESS URGENT CARE LLC		3			3
LAHEY CLINIC MEDICAL CENTER			3	100%	3
ONE MEDICAL GROUP		1	1	50%	2
HANOVER ENDOSCOPY CENTER		2			2
MEDEXPRESS URGENT CARE-WILKINS TOWNSHIP, WILLIAM PENN HIGHWAY		2			2
PRIMARY CARE WALK IN CLINIC PLLC			2	100%	2
URGENT CARE AND SURGERY CENTER			2	100%	2
MARTIN MEDICAL CENTER INC		1	1	50%	2
Robert Cranfield			2	100%	2
SPECTRA LABS		1	1	50%	2
BAYCARE MEDICAL GROUP			2	100%	2
POINT OF CARE PRIVATE HEALTH MANAGEMENT			2	100%	2
BMC/JACSONVILLE		1	1	50%	2
THE PALMS REHABILITATION AND HEALTHCARE CENTER		2			2
UNIVERSITY OF MARYLAND MEDICAL CENTER			2	100%	2
DEKALB MEDICAL CENTER LABORATORY			2	100%	2
ROAN DRUG COMPANY LLC		2			2
PTC LABORATORIES			2	100%	2
MIDLAND MEMORIAL HOSPITAL			2	100%	2
TRUE HEALTH INC			2	100%	2
CROSSROADS URGENT CARE, PLLC		2			2
UNIVERSITY OF ILLINOIS HOSPITAL			2	100%	2
TULANE MEDICAL CENTER			2	100%	2
ST. MARY'S MEDICAL CENTER EVANSVILLE, INC			2	100%	2
EXPRESSCARE URGENT CARE CENTER			2	100%	2

COVID-19: testing by laboratory

Data through Dec 17, 2020 verified as of Dec 18, 2020 at 09:25 AM

Data in this report are provisional and subject to change.

The numbers in the table below represent the number of Florida and non-Florida residents for whom test results were received by the Department of Health. A person can be tested by more than one laboratory and can have both positive and negative results. **Therefore, the sum of the numbers in each column will be larger than the total number of people tested.**

Reporting lab	Inconclusive	Negative	Positive	Percent positive	Total
SPRINGS MEDICAL LAB		1	1	50%	2
WOMENS CARE FLORIDA LLC-LABORATORY		2			2
MEDEXPRESS URGENT CARE - MBURG COMMONS		2			2
FEDERAL CORRECTIONAL INSTITUTION MARIANNA			2	100%	2
FIRST CHOICE MEDICAL PC			2	100%	2
SPECIALTY LABORATORIES			2	100%	2
BROOKDALE MANDARIN CENTRAL			2	100%	2
Iowa Veterans Home		2			2
MEDEXPRESS URGENT CARE - FORT WORTH S		2			2
CSS- TWELVE OAKS			2	100%	2
UW HOSPITAL AND CLINICS		1	1	50%	2
DOCTORS HOSPITAL RENAISSANCE			2	100%	2
EXPRESS CARE OF TAMPA BAY LLC		1	1	50%	2
ADVANCED RESEARCH FOR HEALTH IMPROVEMENT		1	1	50%	2
MID - FLORIDA PATHOLOGY LLC		1	1	50%	2
THE HOSPITAL OF PROVIDENCE EMERGENCY ROOM			2	100%	2
MINUTE-CLINIC DIAGNOSTIC OF VIRGINIA, LLC #2003		1	1	50%	2
ORANGE COUNTY HEALTH DEPARTMENT		1	1	50%	2
MINUTE CLINIC LLC #5706		1	1	50%	2
SWEETWATER NURSING CENTER		2			2
UT PATH			2	100%	2
MEDICINE SHOPPE #1306 THE		1	1	50%	2
CAREHERE LCS- EUSTIS			2	100%	2
SCDHEC BUREAU OF LABORATORIES			2	100%	2
INSPIRIT SENIOR LIVING			2	100%	2
NEW GEN LABS			2	100%	2
GULF COAST IMMEDIATE CARE CENTER		1	1	50%	2
CARENOW-LEBANON		1	1	50%	2
Greystone Nursing and Rehab, LLC			2	100%	2
APC PEDIATRICS			2	100%	2
ADVICE FOR OPTIMAL WELLNESS, INC			2	100%	2
ASCENSION ST MICHAEL'S HOSPITAL LAB		1	1	50%	2
MEDICAL CITY DALLAS HOSPITAL			2	100%	2
ORLANDO MEDICAL CENTER PL			2	100%	2
NORTH DADE NURSING AND REHABILITATION CENTER			2	100%	2
MEDEXPRESS URGENT CARE - SOUTH CHARLESTON		2			2
PRINCETON BMC LABORATORY		2			2
LAKE MARY HEALTH AND REHABILITATION CENTER		1	1	50%	2
CALIFORNIA DEPARTMENT OF PUBLIC HEALTH			2	100%	2
ADVENTHEALTH MEDICAL GROUP FAMILY & INTERNAL		1	1	50%	2
JUPITER MEDICAL CENTER URGENT CARE - STUART			2	100%	2
PEACEHEALTH CENTRAL		2			2
MINUTECLINIC, LLC #03268		2			2
NAVAL MEDICAL CENTER			2	100%	2
WISCONSIN STATE LABORATORY OF HYGIENE		1	1	50%	2
MD NOW URGENT CARE MEDICAL CENTERS INC			2	100%	2

COVID-19: testing by laboratory

Data through Dec 17, 2020 verified as of Dec 18, 2020 at 09:25 AM

Data in this report are provisional and subject to change.

The numbers in the table below represent the number of Florida and non-Florida residents for whom test results were received by the Department of Health. A person can be tested by more than one laboratory and can have both positive and negative results. **Therefore, the sum of the numbers in each column will be larger than the total number of people tested.**

Reporting lab	Inconclusive	Negative	Positive	Percent positive	Total
MINUTECLINIC DIAG OF IND LLC #1138		1	1	50%	2
VETERANS AFFAIRS MEDICAL CENTER - GREATER LOS ANGELES			2	100%	2
ASPIRUS RIVERVIEW HOSPITAL & CLINICS INC		1	1	50%	2
LEXINGTON PLACE			2	100%	2
ASCENSION ST VINCENT'S RIVERSIDE			2	100%	2
RIVERVIEW MEDICAL CLINIC		2			2
SUNNYSIDE MANOR		2			2
SARASOTA MEMORIAL MEDICAL URGENT CARE CENTER			2	100%	2
CRUC CMCH-COVID-19		2			2
STEWART MELBOURNE HOSPITAL, INC			2	100%	2
INDIANA STATE DEPARTMENT OF HEALTH LABORATORIES			2	100%	2
MEDEXPRESS-HOUSTON EAST FWY		1	1	50%	2
MEDEXPRESS URGENT CARE - BLUEFIELD		1	1	50%	2
SOUTHEAST GEORGIA HEALTH SYSTEM			2	100%	2
MEDEXPRESS URGENT CARE LAVALE		2			2
MINUTECLINIC DIAGNOSTIC OF MICHIGAN PC		2			2
WISE HEALTH SYSTEM		1	1	50%	2
SACRED HEART HEALTH SYSTEM, INC			2	100%	2
AUSTIN REGIONAL CLINIC MICROBIOLOGY LAB			2	100%	2
ST. ELIZABETH HEALTHCARE			2	100%	2
MINUTECLINIC, DIAGNOSTIC OF TEXAS, LLC		2			2
MID-FLORIDA HEMATOLOGY AND ONCOLOGY CENTERS		2			2
SOUTH DAKOTA DEPARTMENT OF HEALTH		2			2
ATLAS GENOMICS			2	100%	2
VANAYER HEALTHCARE AND REHAB CENTER		2			2
POMONA VALLEY COMMUNITY HOSPITAL			2	100%	2
BETHPAGE EXTENDED HOURS CENTER		2			2
MEDEXPRESS URGENT CARE - TULSA, S YALE AVE		2			2
MINUTECLINIC DIAGNOSTIC OF NORTH CARO		2			2
SPARROW CENTRAL LAB			2	100%	2
PIEDMONT HOSPITAL LAB			2	100%	2
TENNESSEE DEPARTMENT OF HEALTH (TDH) - REGIONAL LABORATORY			2	100%	2
CVS MINUTE CLINIC DIAGNOSTIC		2			2
MEMORIAL HERMANN CONSOLIDATED LABORATORY SERVICES			2	100%	2
CELEBRATION PEDIATRICS			2	100%	2
LIFE CARE HOME HEALTH SERVICES LLC			2	100%	2
NAVAL BRANCH MEDICAL CLINIC			2	100%	2
MEDICAL CENTER AT OCEAN REEF,THE		2			2
UNITED MEMORIAL MEDICAL CENTER			2	100%	2
LODGE HEALTH AND REHABILITATION CENTER, THE		2			2
ADVANCED MEDICAL CARE			2	100%	2
Metro West Nursing and Rehab			2	100%	2
ASHLEY PEDIATRICS			2	100%	2
JUPITER INTERNAL MEDICINE AND ASSOCIATES			2	100%	2
SACRED HEART HOSPITAL ON THE EMERALD			2	100%	2
MEMORIAL SLOAN KETTERING CANCER CENTER		1	1	50%	2

COVID-19: testing by laboratory

Data through Dec 17, 2020 verified as of Dec 18, 2020 at 09:25 AM

Data in this report are provisional and subject to change.

The numbers in the table below represent the number of Florida and non-Florida residents for whom test results were received by the Department of Health. A person can be tested by more than one laboratory and can have both positive and negative results. **Therefore, the sum of the numbers in each column will be larger than the total number of people tested.**

Reporting lab	Inconclusive	Negative	Positive	Percent positive	Total
INTEGRITY CLINICAL RESEARCH CENTER INC		1	1	50%	2
TALLAHASSEE MEMORIAL HEALTHCARE FAMILY MED RESIDENCY			2	100%	2
INTEGRATED REGIONAL LABS			2	100%	2
STUDENT HEALTH SERVICES			2	100%	2
MINUTECLINIC, LLC #4230		1	1	50%	2
PALOS COMMUNITY HOSPITAL LABORATORY			2	100%	2
PREMIER FAMILY HEALTH PA			2	100%	2
AGILE URGENT CARE			2	100%	2
MADISON HOSPITAL LABORATORY			2	100%	2
RAPID URGENT CARE - ALBANY			2	100%	2
PLEASANTVILLE OF SEBASTIAN LLC			2	100%	2
GOLDMAN SACHS HEALTH CENTER		2			2
FLAGLER PROFESSIONAL HEALTH CARE SERVICES INC		2			2
DEPARTMENT OF HEALTH AND HUMAN SERVICES DIVISION OF BEHAVIORAL HEALTH		1	1	50%	2
EMORY BENNETT VETERANS NURSING HOME		2			2
TERRACE AT HOBE SOUND, THE		1	1	50%	2
TMH PHYSICIAN PARTNERS BLOUNTSTOWN			2	100%	2
ADVANCED PEDIATRICS			2	100%	2
VALLEY BAPTIST MEDICAL CENTER: BROWNSVILLE			2	100%	2
ACCESS LABORATORIES LLC			2	100%	2
STEUBEN COUNTY PUBLIC HEALTH		2			2
OHIO HEALTH DOCTORS HOSPITAL			2	100%	2
YOUTH AND YOU, INC		2			2
VIRGINIA DEPT OF HEALTH OFFICE OF EPIDEMIOLOGY			2	100%	2
GALEN BAYLOR EXTENSION		2			2
Jackson Health Care Facility			2	100%	2
OHIO DEPARTMENT OF HEALTH			2	100%	2
ROANE MEDICAL CENTER		1	1	50%	2
MEDSTAR HARBOR HOSPITAL			2	100%	2
TIEHH BIOTERRORISM RESPONSE LAB			2	100%	2
MEDEXPRESS URGENT CARE MURRYSVILLE		1	1	50%	2
MEASE COUNTRYSIDE HOSPITAL CARDIAC REH			2	100%	2
HOUSTON HEALTH DEPARTMENT - BUREAU OF LABORATORY SERVICES			2	100%	2
MEDEXPRESS URGENT CARE-SELINGSGROVE		2			2
MEDEXPRESS URGENT CARE - WEIRTON		2			2
SPRING HILL REGIONAL HOSPITAL			2	100%	2
IN AND OUT URGENT CARE			2	100%	2
MEDEXPRESS URGENT CARE - CHRISTIANBURG		2			2
LIFE CARE CENTER OF PALM BAY		2			2
Bedford Care Center of Hattiesburg		2			2
BAYMEADOWS PRIMARY CARE		2			2
VERILY LIFE SCIENCES		2			2
KAILOS GENETICS INC			2	100%	2
MINUTE CLINIC DIAGNOSTIC OF SOUTH CAROLINA		1	1	50%	2
MINUTECLINIC DIAGNOSTIC OF VIRGINIA, LLC #1656		2			2
VIGILINT HEALTHCARE		1	1	50%	2

COVID-19: testing by laboratory

Data through Dec 17, 2020 verified as of Dec 18, 2020 at 09:25 AM

Data in this report are provisional and subject to change.

The numbers in the table below represent the number of Florida and non-Florida residents for whom test results were received by the Department of Health. A person can be tested by more than one laboratory and can have both positive and negative results. **Therefore, the sum of the numbers in each column will be larger than the total number of people tested.**

Reporting lab	Inconclusive	Negative	Positive	Percent positive	Total
TRINITAS REGIONAL MEDICAL CENTER		1	1	50%	2
OELWEIN HEALTH CARE CENTER		2			2
HCR MANOR CARE SERVICES OF FLORIDA III INC		2			2
PM PEDIATRICS OF BAYSIDE PLLC - HOPEWELL JUNCTION		2			2
SPECTRUM HEALTH			2	100%	2
SUNCOAST BLOOD BANK			2	100%	2
UC CORAL GABLES			2	100%	2
RIVER CITY MEDICAL ASSOCIATES INC			2	100%	2
Medilodge of Montrose		2			2
MINUTE CLINIC DIAGNOSTIC OF PENNSYLVANIA		2			2
SCIENTIA DIAGNOSTICS			2	100%	2
CUMBERLAND MEDICAL CENTER INC		2			2
MEDEXPRESS URGENT CARE - FREDERICK		2			2
VAULT HEALTH			2	100%	2
COVID PROCESSING SITE			2	100%	2
GENETIC ASSAYS INC			2	100%	2
ORMOND BEACH URGENT CARE			2	100%	2
BAYSTATE MEDICAL CENTER		1	1	50%	2
Heartland Healthcare Center Boca Raton			2	100%	2
MINUTECLINIC DIAGNOSTIC OF PA LLC		2			2
MEDEXPRESS URGENT CARE - HUNTINGTON WE		2			2
MEDICAL CENTER LABORATORY			2	100%	2
COL CROSSROAD		1	1	50%	2
MEDEXPRESS - NEW CASTLE, DUPONT HWY		2			2
ADVENTIST HINSDALE HOSPITAL LABORATORY			2	100%	2
INTERNAL MEDICINE ASSOCIATES-DUNELLON			2	100%	2
LATCHER LABORATORY OF A O FOX MEMORIAL		2			2
SOUTHERN LABORATORY SERVICES OF NWF		2			2
CARESPOT EXPRESS HEALTHCARE			2	100%	2
MEDEXPRESS URGENT CARE - STATE COLLEGE		2			2
MORGAN STANLEY HEALTH CENTER		2			2
PINECREST PEDIATRICS GROUP LLC			2	100%	2
MEDEXPRESS URGENT CARE FOX CHAPEL		2			2
REMISE OCCUPATIONAL HEALTH SOLUTIONS INC			2	100%	2
NAVAL MEDICAL CENTER SAN DIEGO			2	100%	2
MAIN STREET MEDICAL CENTERS		2			2
CONSULATE HEALTH CARE		1	1	50%	2
PALMETTO FAMILY HEALTH CENTER			2	100%	2
AFFORDABLE PRIMARY CARE LLC		2			2
COMMUNITY MEDICAL CENTER			2	100%	2
MD NOW URGENT CARE CENTER INC.			2	100%	2
FAMILY FIRST PEDIATRICS			2	100%	2
JULIE STAATS DO		2			2
BROOKDALE ORANGE PARK		2			2
NOT GIVEN		1	1	50%	2
Fort Gaines Health and Rehab		2			2

COVID-19: testing by laboratory

Data through Dec 17, 2020 verified as of Dec 18, 2020 at 09:25 AM

Data in this report are provisional and subject to change.

The numbers in the table below represent the number of Florida and non-Florida residents for whom test results were received by the Department of Health. A person can be tested by more than one laboratory and can have both positive and negative results. **Therefore, the sum of the numbers in each column will be larger than the total number of people tested.**

Reporting lab	Inconclusive	Negative	Positive	Percent positive	Total
ADVENT HEALTH MEDICAL GROUP FAMILY MEDICINE			2	100%	2
ABBEY MANOR RETIREMENT RESIDENCE INC		2			2
Magnolia Health and Rehab Center			2	100%	2
NCH NORTH NAPLES HOSPITAL			2	100%	2
COOK HOSPITAL AND CARE CENTER		1	1	50%	2
JRS LABORATORY			2	100%	2
PALM BAY COMMUNITY OUTPATIENT CLINIC		2			2
CLEAR LAKE REGIONAL MEDICAL CENTER			2	100%	2
DISCOVERY VILLAGE AT STUART			2	100%	2
COVANCE			2	100%	2
RIO PINAR HEALTH CARE			2	100%	2
ARKANSAS DEPARTMENT OF HEALTH			2	100%	2
VENICE GREEN VILLAGE		2			2
JEFFERSON WASHINGTON TOWNSHIP HOSPITAL		2			2
NEBRASKA MEDICAL CENTER			2	100%	2
MOBIL LAB FOR ALL INC		2			2
DISCOVERY VILLAGE AT THE FORUM		2			2
LIFT HEALTH		2			2
MERCY HEALTH LAB		1	1	50%	2
SOUTHERN TENNESSEE MEDICAL CENTER			2	100%	2
CORNERSTONE MEDICAL CARE OF BRANDON		2			2
JUST BELIEVE RECOVERY CENTER			2	100%	2
GULF COAST PEDIATRICS OF SARASOTA PA		1	1	50%	2
PANCARE HEALTH - PONCE DE LEON			2	100%	2
RAINY LAKE MEDICAL CENTER			2	100%	2
FAMILY PRACTICE OF DAVIE INC			2	100%	2
MINUTECLINIC DIAGNOSTIC OF TEXAS, LLC #7435		2			2
LONG ISLAND UNIVERSITY - POST CAMPUS		2			2
FLORIDA CLINICAL LABORATORY INC			2	100%	2
Lakeview Village		2			2
Life Care Center of Orlando			2	100%	2
EAST NAPLES PEDIATRICS			2	100%	2
JOHN D. ARCHBOLD MEM. HOSPITAL			2	100%	2
LAB CORP OF AMER SAN DIEGO			2	100%	2
JUPITER MEDICAL CENTER URGENT CENTER			2	100%	2
Good Samaritan Society-Blackduck		1	1	50%	2
MED FUSION			2	100%	2
INA		1	1	50%	2
CVS MINUTE CLINIC DIAGNOSTIC OF KANSAS, PA		2			2
MOBILE COUNTY HEALTH DEPARTMENT		1	1	50%	2
PruittHealth Lakehaven		2			2
CHAPPEL GROUP RESEARCH, THE		2			2
TRICORE REFERENCE LABORATORY		1	1	50%	2
MINUTE CLINIC DIAGNOSTIC MED GRP		2			2
MAGNOLIA ADULT, LLC			2	100%	2
DOCTOR 4 U CLINIC			2	100%	2

COVID-19: testing by laboratory

Data through Dec 17, 2020 verified as of Dec 18, 2020 at 09:25 AM

Data in this report are provisional and subject to change.

The numbers in the table below represent the number of Florida and non-Florida residents for whom test results were received by the Department of Health. A person can be tested by more than one laboratory and can have both positive and negative results. **Therefore, the sum of the numbers in each column will be larger than the total number of people tested.**

Reporting lab	Inconclusive	Negative	Positive	Percent positive	Total
PINARD HOME HEALTH SERVICES INC			2	100%	2
MEDEXPRESS URGENT CARE-ARLINGTON		1	1	50%	2
MEDEXPRESS URGEN CARE - EAST BRUNSWICK		2			2
SCIENTIFIC LABORATORY COMPANY		2			2
BIOHEALTH MEDICAL LAB INC			2	100%	2
MEDEXPRESS URGENT CARE-SCOTT TOWNSHIP		2			2
PREMIER MEDICAL LABORATORY			2	100%	2
NORTHCREST MEDICAL CENTER			2	100%	2
ST VINCENTS AMBULATORY CARE INC DBA			2	100%	2
GULF COAST REGIONAL MEDICAL CARE		2			2
NATIONWIDE LABORATORY SERVICES		1	1	50%	2
ST. JOSEPH REGIONAL MEDICAL CENTER			2	100%	2
SUNBRIDGE CARE & REHAB FOR DECATUR		2			2
IN & OUT URGENT CARE METAIRIE			2	100%	2
FHPG FAMILY MEDICAL CENTER OF TAMPA BAY		1	1	50%	2
WALGREENS #13605		2			2
MONTEFIORE MEDICAL CENTER LABS MONTEFIORE		1	1	50%	2
ADVENT HEALTH - CENTRAL PASCO ER			2	100%	2
DRR JMC URGENT CARE DONALD ROSS			2	100%	2
FLORIDA PRIMARY CARE CENTER PA		2			2
PRESBYTERIAN HOME		2			2
ALL PEDIATRIC CARE PA			2	100%	2
STARR COUNTY MEMORIAL HOSPITAL			2	100%	2
STANFORD HEALTH CARE ANATOMIC PATHOLOGY & CLINICAL LAB			2	100%	2
CVS MINUTE CLINIC DIAGNOSTIC OF TN #3293		2			2
STEWART ST ELIZABETH MEDICAL CENTER			2	100%	2
MEDEXPRESS URGENT CARE - WEST ST PAUL, ROBERT ST S		2			2
ST JOSEPH'S HOSPITAL LABORATORY			2	100%	2
CLAY PRIMARY & FAMILY CARE LLC			2	100%	2
JOHNSON CITY MEDICAL CENTER		1	1	50%	2
LIFESPRING COMMUNITY HEALTH		2			2
CALIFORNIA DIVISION OF COMMUNICABLE DISEASE CONTROL			2	100%	2
HAWAII DEPARTMENT OF HEALTH			2	100%	2
PHYSICIANS MEDICAL CENTER		2			2
MC DIAGNOSTIC OF CONNECTICUT, PC #1966		2			2
TGH Brandon Healthplex Laboratory			2	100%	2
FLORIDA PRIMARY & SPECIALTY CARE		2			2
KINGS COUNTY HOSPITAL CENTER			2	100%	2
MEDICANA NURSING AND REHAB CENTER			2	100%	2
NORTHWELL HEALTH			2	100%	2
PINELLAS POINT NURSING AND REHAB			2	100%	2
HOLY FAMILY MEDICAL CENTER		1	1	50%	2
URGENT CARE USA LLC			2	100%	2
PEDIATRIC HEALTH CARE		1	1	50%	2
CHESTERFIELD HEALTHCARE GROUP, INC		2			2
CELEBRATION PEDIATRICS PA			2	100%	2

COVID-19: testing by laboratory

Data through Dec 17, 2020 verified as of Dec 18, 2020 at 09:25 AM

Data in this report are provisional and subject to change.

The numbers in the table below represent the number of Florida and non-Florida residents for whom test results were received by the Department of Health. A person can be tested by more than one laboratory and can have both positive and negative results. **Therefore, the sum of the numbers in each column will be larger than the total number of people tested.**

Reporting lab	Inconclusive	Negative	Positive	Percent positive	Total
FLORIDA HOSPITAL PHYSICIAN GROUP		1	1	50%	2
BOND COMMUNITY HEALTH CENTER			2	100%	2
FELICIDAD MEDICAL CENTER INC			2	100%	2
MEDEXPRESS URGENT CARE - KOKOMO		2			2
DMC UNIVERSITY LABORATORIES		1	1	50%	2
CVS MINUTE CLINIC DIAGNOSTIC OF VIRGINIA		2			2
ROPER HOSPITAL			2	100%	2
PEDIATRICS IN BREVARD-COCOA BEACH		2			2
PHYSICIANS LABORATORY SERVICES			2	100%	2
NLC LABS			2	100%	2
OHIO DEPARTMENT OF HEALTH LABORATORY		2			2
WALGREENS #07502		2			2
PROPATH			2	100%	2
ADVENTHEALTH IMAGING PARTIN SETTLEMENT			2	100%	2
UNIVERSITY HOSPITAL OF BROOKLYN		2			2
UT AUSTIN UNIVERSITY HEALTH SERVICES			2	100%	2
SINAI PLAZA NURSING AND REHAB CENTER			2	100%	2
UK HEALTHCARE			2	100%	2
ARCPPOINT LABS OF ALTAMONTE SPRINGS			2	100%	2
ST PETERSBURG PEDIATRICS-EAST BAY			2	100%	2
RUSSELL MEDICAL CENTER		2			2
FLORIDA MEDICAL CENTER OF CLEARWATER		2			2
BERGEN COUNTY SURGICAL AND ENDOSCOPY CENTER		2			2
PUBLIC HEALTH LABORATORY	1		1	50%	2
MINUTECLINIC DIAGNOSTIC PA #7110		2			2
SOUTH CAROLINA DEPT OF HEALTH AND ENVIRONMENT CONTROL		2			2
GEISINGER MEDICAL CENTER		2			2
FLORIDA MEDICAL CLINIC CARDIOLOGY-ZH			2	100%	2
Lakeside Oaks Care Center			2	100%	2
CERTIVIA LABORATORIES			2	100%	2
WHITESANDS OUTPATIENT TREATMENT		2			2
ACL LABORATORIES INDUSTRIAL TOXICOLOGY			2	100%	2
Avanti Wellness and Rehab			2	100%	2
URGENT CARE USA			2	100%	2
WALGREENS #05477		2			2
CAPRONA GROUP HOME			2	100%	2
EXCEPTIONAL EMERGENCY CENTER - AMARILLO			2	100%	2
RELIANT IMMUNE DIAGNOSTICS			2	100%	2
Elba Nursing and Rehabilitation Center, LLC		2			2
HOME ACCESS HEALTH			2	100%	2
ALVERNO CLINICAL LABORATORIES			2	100%	2
BENTON PEDIATRICS		2			2
FLORIDA MEDICAL CLINIC -INTERNAL MED DADE CITY			2	100%	2
Workmens Circle Multicare Center		2			2
Baldwin Pediatrix		2			2
ROCKEFELLER UNIVERSITY CLINICAL GENOMICS LABORATOR		2			2

COVID-19: testing by laboratory

Data through Dec 17, 2020 verified as of Dec 18, 2020 at 09:25 AM

Data in this report are provisional and subject to change.

The numbers in the table below represent the number of Florida and non-Florida residents for whom test results were received by the Department of Health. A person can be tested by more than one laboratory and can have both positive and negative results. **Therefore, the sum of the numbers in each column will be larger than the total number of people tested.**

Reporting lab	Inconclusive	Negative	Positive	Percent positive	Total
ST. CLOUD PHARMACY AND WELLNESS CENTER		2			2
CONEMAUGH MEMORIAL MEDICAL CENTER		2			2
SMOKY MOUNTAIN URGENT CARE AND FAMILY MEDICINE CENTER			2	100%	2
CVS MINUTE CLINIC DIAG OF IND LLC #5206		1	1	50%	2
PARTNERS PHARMACY OF FLORIDA LLC		2			2
FLORIDA HEALTHCARE OF ORLANDO			2	100%	2
MINUTECLINIC DIAGNOSTIC OF NEW JERSEY		2			2
SYLVAN NURSING			2	100%	2
SIGNATURE CARE LEWISVILLE-EMERGENCY CENTER		1	1	50%	2
MEDEXPRESS URGENT CARE - SUMMERSVILLE, WEBSTER RD		2			2
SANFORD REGIONAL HOSPITAL WORTHINGTON		2			2
87TH MEDICAL GROUP - MCGUIRE AMBULATORY CARE FACILITY		2			2
VIRTUA MEMORIAL HOSPITAL BURLINGTON COUNTY			2	100%	2
FLORIDA COMMUNITY HEALTH CENTERS, INC.			2	100%	2
HEART OF FLORIDA HEALTH CENTER INC			2	100%	2
JOHNNIE RUTH CLARKE LAB			2	100%	2
NEW YORK STATE DEPARTMENT OF HEALTH		1	1	50%	2
PARADIGM LABORATORIES			2	100%	2
GINKGO-IXLAYER		2			2
UNIVERSITY HOSPITALS OF CLEVELAND			2	100%	2
LEGACY ER & URGENT CARE - FRISCO WEST			2	100%	2
UNIVERSITY OF KANSAS MEDICAL CENTER			2	100%	2
BAYSHORE MEDICAL CENTER			2	100%	2
MED EXPRESS URGENT CARE PC - MARYLAND		2			2
Gulf Shore Care Center			2	100%	2
OCALA REGIONAL KIDNEY CENTER-WEST			2	100%	2
MEDEXPRESS URGENT CARE - WASHINGTON		2			2
RIVERWOOD CENTER,THE			2	100%	2
PALM CITY NURSING AND REHAB CENTER			2	100%	2
LOWELL GENERAL HOSPITAL			2	100%	2
NEMOURS CHILDRENS PRIMARY CARE			2	100%	2
DELCARE PA			2	100%	2
MEMORIAL HERMANN			2	100%	2
MAIN STREET MEDICAL CENTER OF CRESTVIEW PA			2	100%	2
OAKBRIDGE TERRACE AT SAE			2	100%	2
Alden Terrace of McHenry			2	100%	2
CLEVELAND CLINIC IMAGING			2	100%	2
ADVENT HEALTH CENTRAL TEXAS		1	1	50%	2
URGENT MED INC		1	1	50%	2
MINUTECLINIC, LLC #05814		2			2
GRAND VILLA OF MELBOURNE			2	100%	2
CORAL REEF NURSING & REHABILITATION CENTER		2			2
BAPTIST HEALTHCARE - LAKEVIEW CENTER INC		2			2
SOUTHSIDE FAMILY MEDICAL		2			2
PELICAN LANDING		1	1	50%	2
ADVANCED URGENT CARE CENTER OF THE UPPER KEYS			2	100%	2

COVID-19: testing by laboratory

Data through Dec 17, 2020 verified as of Dec 18, 2020 at 09:25 AM

Data in this report are provisional and subject to change.

The numbers in the table below represent the number of Florida and non-Florida residents for whom test results were received by the Department of Health. A person can be tested by more than one laboratory and can have both positive and negative results. **Therefore, the sum of the numbers in each column will be larger than the total number of people tested.**

Reporting lab	Inconclusive	Negative	Positive	Percent positive	Total
SIMEDHEALTH LLC		2			2
CROSSROADS			2	100%	2
ADVANCED URGENT CARE LLC			2	100%	2
UTMB PATHOLOGY CLINICAL SERVICES LABORATORY			2	100%	2
Cleveland Clinic Weston			2	100%	2
CLEVELAND CLINIC FLORIDA			2	100%	2
MEDEXPRESS URGENT CARE - SOUTH PARKERSBURG		2			2
NEW BRIDGE MEDICAL CENTER		2			2
COASTAL MEDICAL LAB			2	100%	2
Lake Charles Healthcare LLC dba Landmark Lake Charles			2	100%	2
University Center East			2	100%	2
LEGACY LABORATORY SERVICES			2	100%	2
WEST COAST PEDIATRICS			2	100%	2
PRECISION DIAGNOSTIC INC		2			2
CVS MINUTE CLINIC DIAGNOSTIC MED GRP		2			2
BFT LAB			2	100%	2
UNIVERSITY OF MISSOURI HEALTH CARE			2	100%	2
DEPT OF HEALTH			2	100%	2
CVS MINUTE CLINIC			2	100%	2
KENTUCKY CABINET FOR HEALTH AND FAMILY SERVICES			2	100%	2
ST LUKES HOSPITAL			2	100%	2
FLORIDA KEYS PED & ADOLES CTR			2	100%	2
Parkridge Specialty Care		2			2
LINCOLN MEDICAL CENTER		2			2
CARE 365			2	100%	2
PM PEDIATRICS OF BAYSIDE, PLLC - MANHASSET		2			2
NURSING PLUS OF BROWARD LLC		1	1	50%	2
LILY PHARMACY		2			2
SURFSIDE URGENT CARE			2	100%	2
CARENOW URGENT CARE-DONELSON		2			2
ST. LUKE'S HOSPITAL - BETHLEHEM CAMPUS		1	1	50%	2
THE LITTLE CLINIC			2	100%	2
PUTNAM COUNTY EMERGENCY RESCUE SERVICE		2			2
MINUTECLINIC DIAGNOSTIC OF OHIO #6192		2			2
ELMHURST MEMORIAL HOSPITAL			2	100%	2
ORLANDO LUTHERAN TOWERS		1	1	50%	2
AMEDISYS HOME HEALTH OF GREENVILLE			2	100%	2
TMH EC NORTHEAST LABORATORY			2	100%	2
BROOKDALE SENIOR LIVING			2	100%	2
FIRST CARE - MIDDLESBORO			2	100%	2
FL DEPT OF HEALTH MARION COUNTY MOBILE HEALTH UNIT			2	100%	2
ACCESS MEDICAL GROUP OF FLORIDA CITY			2	100%	2
CHEROKEE COUNTY HEALTH AND REHAB CENTER		2			2
NOVA SOUTHEASTERN UNIVERSITY - STUDENT MEDICAL CTR			2	100%	2
GOLDSTEIN			2	100%	2
AMERICAN MEDICAL LABORATORIES			2	100%	2

COVID-19: testing by laboratory

Data through Dec 17, 2020 verified as of Dec 18, 2020 at 09:25 AM

Data in this report are provisional and subject to change.

The numbers in the table below represent the number of Florida and non-Florida residents for whom test results were received by the Department of Health. A person can be tested by more than one laboratory and can have both positive and negative results. **Therefore, the sum of the numbers in each column will be larger than the total number of people tested.**

Reporting lab	Inconclusive	Negative	Positive	Percent positive	Total
DALLAS MEDICAL CENTER			2	100%	2
BRITO MEDICAL CENTER			2	100%	2
MINUTE CLINIC DIAGNOSTIC OF NEW JERSEY		2			2
MEDEXPRESS URGENT CARE, CHAMBERSBURG		2			2
Great Lakes Health Center			2	100%	2
Church Creek SNF			2	100%	2
MINUTE CLINIC DIAGNOSTIC OF MICHIGAN PC		2			2
TMH PHYSICIAN PARTNERS SOUTHWOOD			2	100%	2
CELEBRATION PRIMARY CARE ASSOCIATES LLC		2			2
ALLIANCE PEDIATRICS PA			2	100%	2
NATIONAL JEWISH HEALTH			2	100%	2
LEE PHYSICIAN GROUP		1	1	50%	2
BNC Medical Investors, LLC Berrien Nursing & Rehabilitation Center		2			2
NORTON IMMEDIATE CARE CENTER - PRESTON			2	100%	2
BAYLOR COLLEGE OF MEDICINE			2	100%	2
CLINICA HISPANIA			2	100%	2
SUMNER REGIONAL MEDICAL CENTER		2			2
FLORIDA HOSPITAL LABORATORIES		2			2
REGIONS HOSPITAL LABORATORY			2	100%	2
EASTLAKE MEDICAL CENTER		2			2
SHANDS AT LAKE SHORE LAB			2	100%	2
MORRISTOWN MEMORIAL HOSPITAL		2			2
CITRUS PARK			2	100%	2
PEACE RIVER MEDICAL CENTER		2			2
VA PRIMARY CARE ANNEX			2	100%	2
MORTON PLANT NORTH BAY HOSPITAL			2	100%	2
COMMONS AT ORLANDO LUTHERAN TOWERS SNF			2	100%	2
FAST PACE MEDICAL CLINIC		2			2
MINUTECLINIC, LLC #5707		2			2
MARCO ISLAND HOSPITAL INC D/B/A		1	1	50%	2
MEDEXPRESS URGENT CARE - OMAHA N 72 ST		2			2
AFC PHYSICIANS OF FLORIDA, PA			2	100%	2
CEDARS-SINAI MEDICAL CENTER			2	100%	2
OUR LADY OF THE LAKE REGIONAL MEDICAL CENTER			2	100%	2
BRANDYWYNE HEALTH CARE CENTER			2	100%	2
CAYUGA COUNTY HEALTH DEPARTMENT		2			2
AVANTE AT OCALA INC			2	100%	2
ALLIED PHYSICIANS GROUP PLLC		2			2
FLORIDA DEPARTMENT OF HEALTH WASHINGTON COUNTY		1	1	50%	2
MC DIAGNOSTIC OF CONNECTICUT, PC # 257		1	1	50%	2
METHODIST MANSFIELD MEDICAL CENTER			2	100%	2
ARLINGTON DIALYSIS CENTER LLC		2			2
MEDEXPRESS URGENT CARE-BLOOMFIELD AVEN		2			2
MC DIAGNOSTIC OF CONNECTICUT PC #459		2			2
ADVENTHEALTH EAST ORLANDO EMPLOYEE CLINIC		2			2
DELAWARE DIAGNOSTICS LABS			2	100%	2

COVID-19: testing by laboratory

Data through Dec 17, 2020 verified as of Dec 18, 2020 at 09:25 AM

Data in this report are provisional and subject to change.

The numbers in the table below represent the number of Florida and non-Florida residents for whom test results were received by the Department of Health. A person can be tested by more than one laboratory and can have both positive and negative results. **Therefore, the sum of the numbers in each column will be larger than the total number of people tested.**

Reporting lab	Inconclusive	Negative	Positive	Percent positive	Total
LAKELAND REGIONAL HEALTH		2			2
MEDEXPRESS URGENT CARE GREENSBURG		2			2
PEPIN ACADEMIES-PASCO		2			2
ADVENTHEALTH MEDICAL GROUP PEDIATRICS		1	1	50%	2
FLORIDA DEPARTMENT OF HEALTH (FDOH)			2	100%	2
INTERNAL MEDICINE & PEDIATRICS WELLNESS CENTER			2	100%	2
SANIBEL MEDICAL CLINIC			2	100%	2
NORTHDAL REHABILITATION CENTER			2	100%	2
ASSOCIATES IN MEDICINE			2	100%	2
THE CLUB AT BOYNTON BEACH, LLC			2	100%	2
PLASMA MED RESEARCH DBA		2			2
Warren Center for Rehabilitation and Nursing		2			2
MEDEXPRESS URGENT CARE - SPRINGDALE, S 40TH STREET		2			2
CCR OF NORTH CAROLINA, LLC		1	1	50%	2
MAWD PATHOLOGY GROUP			2	100%	2
POMERENE HOSPITAL			2	100%	2
COASTAL LABORATORIES OF FLORIDA			2	100%	2
KINGS BAY PEDIATRICS LLC			2	100%	2
ADVOCATE SHERMAN HOSPITAL			2	100%	2
JACKSON LABORATORY OF GENOMIC MEDICINE		2			2
EMERALD COAST CENTER			2	100%	2
PALM MEDICAL CENTER - PLANT CITY		2			2
SKIPPACK MEDICAL LAB			2	100%	2
NEMOURS CHILDREN'S PRIMARY CARE THE VILLAGES		2			2
VILLA HEALTH NH LLC			2	100%	2
NEMOURS CHILDRENS PRIMARY CARE OVIEDO			2	100%	2
WASHINGTON STATE DEPARTMENT OF HEALTH PUBLIC HEALTH LABORATORIES			2	100%	2
ADVICE FOR OPTIMAL WELLNESS			2	100%	2
EMORY UNIVERSITY HOSPITAL			2	100%	2
OURMED		2			2
SHORE MEDICAL CENTER		2			2
SIGNATURE HEALTHCARE OF MIDDLEBURG		2			2
FLORIDA MEDICAL CLINIC RADIOLOGY DALE MABRY		2			2
Alden Des Plaines			2	100%	2
CPL LABS			2	100%	2
THE PATHOLOGY LABORATORY		1	1	50%	2
LACORP		1	1	50%	2
SUPERIOR RESIDENCES OF CLERMONT		2			2
WHOLE CHILD PEDIATRICS			2	100%	2
TITUS REGIONAL MEDICAL CENTER			1	100%	1
San Antonio Residence and Rehabilitation Center		1			1
HUNTERS CREEK PEDIATRICS		1			1
POUDRE VALLEY HOSPITAL			1	100%	1
GRAND VILLA OF DUNEDIN			1	100%	1
URGENT CARE OF ERWIN		1			1
LAKE VIEW COURT		1			1

COVID-19: testing by laboratory

Data through Dec 17, 2020 verified as of Dec 18, 2020 at 09:25 AM

Data in this report are provisional and subject to change.

The numbers in the table below represent the number of Florida and non-Florida residents for whom test results were received by the Department of Health. A person can be tested by more than one laboratory and can have both positive and negative results. **Therefore, the sum of the numbers in each column will be larger than the total number of people tested.**

Reporting lab	Inconclusive	Negative	Positive	Percent positive	Total
Raleigh Center (WV)			1	100%	1
BRISTOL REGINAL MEDICAL CENTER			1	100%	1
BAPTIST HOSPITAL OF MIAMI MCI BROWARD LABORATORY			1	100%	1
MANATEE MEMORIAL HOSPITAL CLINICAL LABORATORY			1	100%	1
AVERA ST. MARY'S HOSPITAL			1	100%	1
INSPIRE HEALTHCARE CENTER			1	100%	1
Gulfport Rehabilitation Center			1	100%	1
LABORATORY COPORATION OF AMERICA			1	100%	1
Monument Health Strugis Care Center		1			1
SEATTLE-KING COUNTY			1	100%	1
WHEATON FRANCISCAN LABORATORY			1	100%	1
Bayou Vista Community Care Center			1	100%	1
LAKE HOWARD HEIGHTS		1			1
CHIPOLA QUICK CARE			1	100%	1
MRMC LAB MICRO			1	100%	1
FLORIDA KEYS PED AND ADOLES CTR			1	100%	1
CVS HEALTH, #2043		1			1
WINSHIPS PHARMACY INC		1			1
MEDEXPRESS URGENT CARE - LEOMINSTER		1			1
SOUTH FLORIDA PEDIATRIC PARTNERS			1	100%	1
FLORIDA MEDICAL CENTER			1	100%	1
SOUTHERN HILLS MEDICAL CENTER			1	100%	1
PREMIER URGENT CARE CENTER LLC			1	100%	1
WESTOX LABS		1			1
TITUSVILLE CENTER FOR SURGICAL EXCELLENCE LLC		1			1
SAINT JOSEPHS HOSPITAL OF ATLANTA			1	100%	1
HEALTH GUAGE			1	100%	1
SHANDS JACKSONVILLE CLINICAL CENTER			1	100%	1
URGENT CARE COASTAL GA			1	100%	1
US LABORATORIES			1	100%	1
ST. VINCENT HOSPITAL			1	100%	1
ANY LAB TEST FAST CORP			1	100%	1
Cerenity Senior Care-White Bear Lake		1			1
KEY WEST BRANCH MEDICAL CLINIC			1	100%	1
DERMDX, DIV OF AURORA DIAGNOSTICS/BERNHARDT LAB		1			1
MINUTECLINIC DIAGNOSTIC OF NORTH CAROLINA PC #5341		1			1
HAMILTON CI MAIN UNIT ANNEX/ WORK CAMP			1	100%	1
GENESIS MICROBIOLOGY LAB		1			1
EASTMAN HEALTHCARE & REHAB		1			1
PROGRESSIVE MEDICAL RESEARCH			1	100%	1
MEMORIAL HOSPITAL LOS BANOS			1	100%	1
METHODISM MIDLOTHIAN MEDICAL CENTER			1	100%	1
THYROID SPECIALTY LABORATORY			1	100%	1
CLARKSVILLE MANOR INC		1			1
EXPRESS LAB LIVINGSTON			1	100%	1
ST. LUCIE COUNTY HEALTH DEPARTMENT		1			1

COVID-19: testing by laboratory

Data through Dec 17, 2020 verified as of Dec 18, 2020 at 09:25 AM

Data in this report are provisional and subject to change.

The numbers in the table below represent the number of Florida and non-Florida residents for whom test results were received by the Department of Health. A person can be tested by more than one laboratory and can have both positive and negative results. **Therefore, the sum of the numbers in each column will be larger than the total number of people tested.**

Reporting lab	Inconclusive	Negative	Positive	Percent positive	Total
SCRIPPS CLINIC MEDICAL			1	100%	1
CLEVELAND CLINIC OHIO LABORATORIES			1	100%	1
WESTON COUNTY HEALTH SERVICES			1	100%	1
SHAMRA MEDICAL LABORATORY			1	100%	1
OMNI HEALTHCARE INC			1	100%	1
COMPASSION PEDIATRICS			1	100%	1
SKY RIDGE MEDICAL CENTER - MICRO			1	100%	1
MARYLAND DEPARTMENT OF HEALTH AND MENTAL HYGIENE-LABORATORIES			1	100%	1
YOUR KIDS URGENT CARE			1	100%	1
FIU HEALTH CARE CENTER			1	100%	1
JOHNSON & JOHNSON VISION CARE-VISTAKON			1	100%	1
VELOCITY URGENT CARE			1	100%	1
Riverside Nursing & Rehabilitation Center		1			1
PROVIDENCE HOSPITAL			1	100%	1
CARENOW URGENT CARE-HENDERSONVILLE		1			1
SUNY AT STONY BROOK			1	100%	1
FLORIDA CLINICAL RESEARCH CENTER, LLC			1	100%	1
MINUTE CLINIC DIAG OF IND LLC #8674		1			1
BIODORON LABORATORIES			1	100%	1
MANSFIELD MEDICAL LODGE			1	100%	1
MAYO CLINIC BEACHES PRIMARY CARE CTR		1			1
BIOLOGICAL AND CHEMICAL EMERGENCIES LABORATORY			1	100%	1
ADVANCE GASTROENTEROLOGY			1	100%	1
CHOTA COMMUNITY HEALTH SERVICES		1			1
Oak Hill Health & Rehabilitation Center			1	100%	1
NAPHCARE INC		1			1
DES PLAINES CLINICAL LAB			1	100%	1
MINUTECLINIC LLC #5157			1	100%	1
ADVANCED LABORATORY SERVICES			1	100%	1
Good Samaritan Society - Albion		1			1
Masonic Medical Research Institute			1	100%	1
CFHC - FROSTPROOF			1	100%	1
APOPKA FAMILY HEALTH CENTER			1	100%	1
MEDICAL ASSOCIATES OF PINELLAS - LAB			1	100%	1
BAPTIST HEALTH LEXINGTON			1	100%	1
DOCTORS MEMORIAL HOSP HOME HEALTH CARE		1			1
HUDSON REGIONAL HOSPITAL			1	100%	1
BREVARD FAMILY WALK IN CLINIC			1	100%	1
ARIZONA STATE LABORATORY			1	100%	1
KIDSVILLE PEDIATRICS			1	100%	1
MEDEXPRESS URGENT CARE - BATTLE CREEK		1			1
DAYTONA BEACH CENTRA CARE			1	100%	1
MONMOUTH MEDICALC ENTER		1			1
SANITAS RESEARCH LLC			1	100%	1
HORIZON MEDICAL CENTER			1	100%	1
MIAMI CHILDRENS HOSPITAL MIDTOWN OUTPATIENT CENTER			1	100%	1

COVID-19: testing by laboratory

Data through Dec 17, 2020 verified as of Dec 18, 2020 at 09:25 AM

Data in this report are provisional and subject to change.

The numbers in the table below represent the number of Florida and non-Florida residents for whom test results were received by the Department of Health. A person can be tested by more than one laboratory and can have both positive and negative results. **Therefore, the sum of the numbers in each column will be larger than the total number of people tested.**

Reporting lab	Inconclusive	Negative	Positive	Percent positive	Total
OLEAN GENERAL HOSPITAL		1			1
GOSHEN HOSPITAL			1	100%	1
PANCARE HEALTH - BAY COUNTY - YOUNGSTOWN		1			1
REFERENCE LABORATORY			1	100%	1
COLONIAL MEDICAL CENTER-EAST ORLANDO			1	100%	1
FIT4LIFE MEDICAL CENTER			1	100%	1
UNIVERISTY OF MIAMI			1	100%	1
Memorial Health Care Center			1	100%	1
HOLLAND COMMUNITY HOSPITAL		1			1
INNOVATIVE HEALTH DIAGNOSTIC OF CALIFORNIA			1	100%	1
NONA MEDICAL ARTS		1			1
Flagler Health and Rehabilitation			1	100%	1
ROSEMONT GARDENS INC		1			1
ATHENS LIMESTONE HOSPITAL		1			1
ADVENTHEALTH CENTRA CARE PONCIANA			1	100%	1
PROFESSIONAL HEALTH EXAMINERS			1	100%	1
HIGHLANDS CLINICAL LABORATORY			1	100%	1
ADVENTHEALTH MEDICAL GROUP ADULT AND SENIOR HEALTH			1	100%	1
MANOR CARE OF DELRAY BEACH FL LLC		1			1
HILTON HEAD HOSPITAL/INPATIENT			1	100%	1
BAYCARE HEALTH SYSTEMS		1			1
PSL JAX BEACH OPERATIONS LLC			1	100%	1
DOCTORS EXPRESS OF ST PETERSBURG			1	100%	1
ST. JOHN HOSPITAL & MEDICAL CENTER			1	100%	1
CARE POINT HEALTH AND WELLNESS CENTER		1			1
VALLEY HOSPITAL MEDICAL CENTER		1			1
KAISER PERMANENTE REGIONAL REFERENCE LABORATORY		1			1
SPRINGFIELD HOSPITAL			1	100%	1
LAURELLWOOD NURSING CENTER		1			1
BIOMERIEUX			1	100%	1
FHPG SURGICAL ASSOCIATES OF EAST PASCO			1	100%	1
STATCARE URGENT & WALK IN MEDICAL CARE		1			1
CENTRAL FL INTERNAL MEDICINE ASSOCIATES LLC		1			1
HOLMES FAMILY PRACTICE PA			1	100%	1
KINDRED HOSPITAL OCALA		1			1
SPECTRUM LUDINGTON			1	100%	1
Luther Acres Manor		1			1
KENDALL PEDIATRICS PARTNERS LLC			1	100%	1
ASCENSION ST VINCENT'S MEDICAL CENTER			1	100%	1
STEPHENS COUNTY HOSPITAL			1	100%	1
TRUMAN MEDICAL CENTER - HOSPITAL HILL			1	100%	1
ALPHA CLINICAL LABORATORY CORP.			1	100%	1
Accordius Health at Gastonia			1	100%	1
MEDEXPRESS URGENT CARE - WHEELING		1			1
MULBERRY'S MOBILE PROVIDER SERVICES LLC			1	100%	1
Henry County Health and Rehabilitation		1			1

COVID-19: testing by laboratory

Data through Dec 17, 2020 verified as of Dec 18, 2020 at 09:25 AM

Data in this report are provisional and subject to change.

The numbers in the table below represent the number of Florida and non-Florida residents for whom test results were received by the Department of Health. A person can be tested by more than one laboratory and can have both positive and negative results. **Therefore, the sum of the numbers in each column will be larger than the total number of people tested.**

Reporting lab	Inconclusive	Negative	Positive	Percent positive	Total
HOLYOKE MEDICAL CENTER			1	100%	1
TALLAHASSEE MEMORIAL HEALTHCARE			1	100%	1
PARKWAY REGIONAL MEDICAL CENTER LAB			1	100%	1
TAYLOR MANOR		1			1
WELLINGTON REGIONAL MEDICAL CENTER			1	100%	1
HARLEM HOSPITAL CENTER		1			1
EAST END PEDIATRICS		1			1
LIFELINK TRANSPLANT INSTITUTE LAB			1	100%	1
SIGNATURE CARE MEMORIAL CITY			1	100%	1
MEDEXPRESS URGENT CARE - LINCOLN		1			1
HANCOCK REGIONAL HOSPITAL		1			1
Oakview Manor Health and Rehab		1			1
PINELLAS CHD - CLEARWATER			1	100%	1
IDAHO HEALTH DEPARTMENT			1	100%	1
CVS HEALTH, #1994		1			1
PRIME CARE FAMILY MEDICINE			1	100%	1
TALLAHASSEE PRIMARY CARE ASSOCIATES PA			1	100%	1
KIDSVILLE PEDIATRICS IV PA		1			1
LAB. CORP. OF AMERICA			1	100%	1
SARASOTA MEMORIAL HOSPITAL		1			1
ANDREWS			1	100%	1
CLINICAL LABORATORY DEPARTMENT			1	100%	1
PEDIATRIC ASSOCIATES - JACKSONVILLE			1	100%	1
MIAMI-DADE COUNTY HEALTH DEPT.		1			1
UMHC HOLLYWOOD LABORATORY			1	100%	1
HARDEE COUNTY FIRE RESCUE		1			1
CITRUS HEALTH NETWORK INC			1	100%	1
TREASURE COAST MEDICAL CONCIERGE LLC			1	100%	1
ST. MICHAEL'S ELITE HOSPITAL			1	100%	1
MIDDLEBURG PEDIATRICS			1	100%	1
Cornerstone at the Ranch		1			1
MEDEXPRESS URGENT CARE - BENTON		1			1
JACK M MATHENY II MD			1	100%	1
DEVLIN MANOR NURSING AND REHABILITATION		1			1
HELEN HAYES HOSPITAL LABORATORY		1			1
Harris Hill Nursing Facility		1			1
ALLEGHENY GENERAL HOSPITAL			1	100%	1
SOUTH BEND MEDICAL FOUNDATION			1	100%	1
Alden North Shore			1	100%	1
ANDREWS INSTITUTE AMBULATORY SURGERY CENTER		1			1
CEPERO PEDIATRICS PA			1	100%	1
MERCYONE DES MOINES MEDICAL CENTER			1	100%	1
MINUTECLINIC DIAGNOSTIC OF NEW MEXICO LLC #7552		1			1
PHYSICIANS URGENT CARE			1	100%	1
ST MARY'S OF SAGINAW		1			1
BERKSHIRE MEDICAL CENTER			1	100%	1

COVID-19: testing by laboratory

Data through Dec 17, 2020 verified as of Dec 18, 2020 at 09:25 AM

Data in this report are provisional and subject to change.

The numbers in the table below represent the number of Florida and non-Florida residents for whom test results were received by the Department of Health. A person can be tested by more than one laboratory and can have both positive and negative results. **Therefore, the sum of the numbers in each column will be larger than the total number of people tested.**

Reporting lab	Inconclusive	Negative	Positive	Percent positive	Total
FHPG_EXP CARE W HILLSBOROUGH			1	100%	1
ATRIA TAMARAC			1	100%	1
MIAMI RESCUE MISSION CLINIC INC			1	100%	1
CULVER CITY URGENT CARE			1	100%	1
TMH PHYSICIAN PARTNERS QUINCY			1	100%	1
SILVERMAN			1	100%	1
RENFREW CENTERS INC		1			1
MINUTECLINIC DIAGNOSTIC OF TN PC #6415		1			1
AFFINITY URGENT CARE			1	100%	1
Harbert Hills Academy Nursing Home		1			1
Consulate Health Care of Tallahassee			1	100%	1
AMD			1	100%	1
MEDEXPRESS URGENT CARE - BRIDGEVILLE		1			1
ALABAMA REFERENCE LAB			1	100%	1
INHEALTH LIFE SCIENCES LLC			1	100%	1
CONSULATE HEALTH CARE OF VERO BEACH			1	100%	1
Autumn Care of Suffolk		1			1
MINUTECLINIC, LLC, DBA MINUTECLINIC #6		1			1
SPRINGBROOK HOSPITAL			1	100%	1
NORTH PINELLAS CHILDRENS MEDICAL CENTER INC			1	100%	1
SOUTH DADE NURSING & REHABILITATION CENTER			1	100%	1
AVON PARK CLUSTER		1			1
HELIX BIOMEDICS LLC			1	100%	1
MINUTE CLINIC, LLC #1434		1			1
FORT LOUDOUN PRIMARY CARE		1			1
MEDEXPRESS URGENT CARE-CLOQUET		1			1
ELITE CARE			1	100%	1
AMERICAN LAB LLC		1			1
MID-FLORIDA CANCER CENTERS		1			1
LAKE PEDIATRICS			1	100%	1
MARYLAND DEPARTMENT OF HEALTH AND MENTAL HYGIENE			1	100%	1
Kindred Hospital South Florida Hollywood SNU			1	100%	1
MEMORIAL HOSPITAL OF TAMPA			1	100%	1
ISLANDS ASSISTED LIVING FACILITY,THE			1	100%	1
INTERNAL MEDICINE & PEDIATRICS OF TAMPA BAY PA			1	100%	1
VA OUTPATIENT PHARMACY			1	100%	1
LABCORP TAMPA		1			1
FLORIDA EPIDEMIOLOGY PROGRAM			1	100%	1
INLET CONCIERGE MEDICINE			1	100%	1
Garden Isle Healthcare and Rehabilitation Center		1			1
VIRGINIA UROLOGY		1			1
BODYK			1	100%	1
NEMOURS CHILDREN'S PRIMARY CARE, ST CLOUD			1	100%	1
MEDAC AT PORTERS NECK			1	100%	1
CLERMONT HEALTH DEPARTMENT			1	100%	1
SENIOR LIVING IV SUN CITY LLC		1			1

COVID-19: testing by laboratory

Data through Dec 17, 2020 verified as of Dec 18, 2020 at 09:25 AM

Data in this report are provisional and subject to change.

The numbers in the table below represent the number of Florida and non-Florida residents for whom test results were received by the Department of Health. A person can be tested by more than one laboratory and can have both positive and negative results. **Therefore, the sum of the numbers in each column will be larger than the total number of people tested.**

Reporting lab	Inconclusive	Negative	Positive	Percent positive	Total
THE INTERNAL MEDICAL GROUP		1			1
BENEVA LAKES ASSISTED LIVING CENTER			1	100%	1
GAMMA HEALTHCARE, INC		1			1
NABI		1			1
REGIONAL MEDICAL CENTER BAYONET POINT			1	100%	1
CVS MINUTE CLINIC DIAGNOSTIC OF TN #6044		1			1
DAVITA DIALYSIS-NORTH			1	100%	1
CARESPOT URGENT CARE		1			1
CHP COVID-19 (TX)			1	100%	1
OHIO VALLEY MANOR NURSING &		1			1
FAMILY PRACTICE ASSOCIATES		1			1
SMITH KLINE			1	100%	1
OMNI HEALTHCARE URGENT CARE			1	100%	1
ENCOMPASS HEALTH HOME HEALTH		1			1
KINGWOOD EMERGENCY HOSPITAL			1	100%	1
DE TAR HOSPITAL			1	100%	1
MORNINGSIDE NURSING AND REHABILITATION		1			1
ILLINOIS DEPT OF PUBLIC HEALTH LABS			1	100%	1
CROSSROADS URGENT CARE		1			1
ABSOLUTE GENOMICS			1	100%	1
SIGNATURE CARE MIDLAND			1	100%	1
CONVENIENT MEDICAL AND HEALTH SERVICES			1	100%	1
MINUTE CLINIC DIAGNOSTIC OF KANSAS PA		1			1
FRESENIUS KIDNEY CARE FORT WALTON BEACH			1	100%	1
GADSDEN FAMILY PRACTICE		1			1
PHYSICIANS CARE		1			1
UMMC MIDTOWN CAMPUS			1	100%	1
ADVENTHEALTH MEDICAL GROUP COMMUNITY MEDICINE			1	100%	1
CLEVELAND HEARTLAB			1	100%	1
HACKENSACK UNIVERSITY MEDICAL CENTER		1			1
DOYLESTOWN HOSPITAL			1	100%	1
UNIVERSITY OF MARYLAND PATHOLOGY ASSOCIATES			1	100%	1
Caldwell Care		1			1
BAYFRONT HEAL WOUND CARE AND HYPERBARIC CENTER			1	100%	1
CVS MINUTE CLINIC #5836		1			1
MINUTE CLINIC DIAGNOSTIC OF SC, LLC #42		1			1
BLOOMINGDALE PEDIATRIC ASSOCIATES PA			1	100%	1
BAYFRONT FAMILY HEALTH CENTER			1	100%	1
Manorcare Health Services West Reading North		1			1
PHYSICIAN ASSOCIATES, LLC			1	100%	1
ManorCare Rehabilitation Center- Decatur		1			1
Hampton Court Nursing and Rehabilitation Center			1	100%	1
LEXINGTON PLACE SENIOR LIVING COMMUNITY		1			1
Ash Flat Healthcare and Rehabilitation Center			1	100%	1
ENCOMPASS HEALTH REHABILITATION HOSPITAL OF LARGO			1	100%	1
COLLINS NURSING HOME		1			1

COVID-19: testing by laboratory

Data through Dec 17, 2020 verified as of Dec 18, 2020 at 09:25 AM

Data in this report are provisional and subject to change.

The numbers in the table below represent the number of Florida and non-Florida residents for whom test results were received by the Department of Health. A person can be tested by more than one laboratory and can have both positive and negative results. **Therefore, the sum of the numbers in each column will be larger than the total number of people tested.**

Reporting lab	Inconclusive	Negative	Positive	Percent positive	Total
CONSOLIDATED			1	100%	1
SMA BEHAVIORAL HEALTH SERVICES INC		1			1
MERCY - NORTH IOWA			1	100%	1
JOHN KNOX MANOR INC II			1	100%	1
PCR DIAGNOSTICS			1	100%	1
SYNEOS HEALTH			1	100%	1
MID-FLORIDA PATHOLOGY LLC		1			1
GENESIS FAMILY PRACTICE			1	100%	1
DR PHILLIPS CENTER FOR WELLNESS		1			1
MEDEXPRESS URGENT CARE-PETERS TWP		1			1
ACCURATE HEALTH SERVICES CORP			1	100%	1
ARLINGTON ADULT RESIDENTIAL FACILITY, INC			1	100%	1
PEACHEALTH LABORATORIES		1			1
JACKSONVILLE STATEFL			1	100%	1
LABRADOR PRIMARY CARE CENTER			1	100%	1
HEALTH FIRST MEDICAL GROUP LLC			1	100%	1
MEMORIAL HERMANN SOUTHWEST HOSPITAL			1	100%	1
DOCTORS CARE OF PALM COAST			1	100%	1
PROVIDENCE PORTLAND MEDICAL CENTER		1			1
HIGH DESERT COURT GROUP HOME			1	100%	1
WALGREENS #5130			1	100%	1
ALTA BATES SUMMIT MEDICAL CENTER CLINICAL LAB			1	100%	1
Washington County Nursing H0me			1	100%	1
BAPTIST HEALTH MEDICAL PLAZA			1	100%	1
MEDEXPRESS URGENT CARE - MOUNTAIN HOME		1			1
OVIEDO CHILDRENS HEALTH CENTER LLC		1			1
PALMA CEIA MED GROUP-SWANN		1			1
ALL PRO ORTHOPEDICS & SPORTS MEDICINE, PA			1	100%	1
PASCO COUNTY HEALTH DEPARTMENT			1	100%	1
Buena Vista Care Center		1			1
SYNAPSE ANALYTICAL LABS		1			1
FLORIDA DEPARTMENT OF HEALTH SEMINOLE COUNTY		1			1
MAINE HEALTH AND ENVIRONMENTAL TESTING LABORATORY			1	100%	1
EXACCARE KINGSTON, LLC			1	100%	1
MEDEXPRESS URGENT CARE- FORT WORTH N T		1			1
American Fork Care Center dba Heritage Care Center		1			1
HIBISCUS COURT			1	100%	1
SANTA ROSA PEDIATRICS			1	100%	1
INTERNAL MEDICINE GROUP OF CENTRAL FLORIDA			1	100%	1
STONECREST MEDICAL CENTER		1			1
ORMOND MEDICAL ARTS FAMILY PRACTICE PL			1	100%	1
MEMORIAL HEALTH SYSTEM		1			1
DSI LABORATORIES-NAPLES-7TH			1	100%	1
DORAL KIDNEY CENTER			1	100%	1
ADVANCE HEALTH AND WELLNESS SOLUTIONS			1	100%	1
Wedgewood Manor		1			1

COVID-19: testing by laboratory

Data through Dec 17, 2020 verified as of Dec 18, 2020 at 09:25 AM

Data in this report are provisional and subject to change.

The numbers in the table below represent the number of Florida and non-Florida residents for whom test results were received by the Department of Health. A person can be tested by more than one laboratory and can have both positive and negative results. **Therefore, the sum of the numbers in each column will be larger than the total number of people tested.**

Reporting lab	Inconclusive	Negative	Positive	Percent positive	Total
ST JOSEPHS HOSPITAL SOUTH HOSPITAL			1	100%	1
NEW YORK STATE DEPARTMENT OF HEALTH			1	100%	1
Orchid Cove at Naples			1	100%	1
INTERMOUNTAIN MEDICAL CENTER			1	100%	1
Parkside Manor		1			1
ONslow COUNTY HEALTH DEPARTMENT			1	100%	1
DOCTORS HOSPITAL OF LAREDO			1	100%	1
Kroger - KRO01100688			1	100%	1
WILMINGTON NURSING AND REHAB			1	100%	1
URGENT DOC -NACOGODOCHES CLINIC			1	100%	1
HSRE-ASL CASSELBERRY TRS, LLC			1	100%	1
PANCARE HEALTH - BRUCE			1	100%	1
MINUTECLINIC DIAGNOSTIC MED GRP OF CA		1			1
Crisp Regional Nursing and Rehab Center		1			1
GSM OCED Subsection			1	100%	1
QUALITY LAB			1	100%	1
BLACK STALLION WALK IN AND EXERCISE CLINICS LLC		1			1
ADVANCED MEDICAL LABORATORIES (AML)			1	100%	1
CHATSWORTH ASSISTED LIVING COMMUNITY AT PGA NATIONAL			1	100%	1
MEDEXPRESS URGENT CARE - WICHITA, N MAIZE RD		1			1
DOCTOR'S IN-HOUSE LAB/COMMUNITY HEALTH CENTERS OF PINELLAS - JOHNNIE R			1	100%	1
ST PETERSBURG PEDIATRICS			1	100%	1
NORTH FLORIDA MEDICAL CENTERS INC		1			1
WELLINGTON WEST 100176			1	100%	1
Villa Maria			1	100%	1
CLIFTON-FINE HOSPITAL LABORATORY		1			1
SUN CITY DIAGNOSTIC CENTER			1	100%	1
GWINNETT MEDICAL CENTER			1	100%	1
HARRINGTON PARK HEALTH AND REHAB		1			1
DEVITA		1			1
MEDEXPRESS URGENT CARE NORWIN		1			1
Kroger - KRO03400316			1	100%	1
LIFE CARE CENTER OF HILTON HEAD		1			1
FLORIDA HOSPITAL PHYSICIANS GROUP			1	100%	1
EVANS FAMILY CARE PA			1	100%	1
OMNICARE PHARMACY OF TEXAS 1, LP		1			1
MINUTECLINIC DIAGNOSTIC MEDICAL GROUP		1			1
Bolingreen Health and Rehabilitation		1			1
CHRISTUS SPOHN HOSPITAL			1	100%	1
NEMOURS CHILDREN'S PRIMARY CARE			1	100%	1
MEDEXPRESS URGENT CARE-BRENTWOOD		1			1
Brio of Johnston		1			1
MAINE CENTER FOR DISEASE CONTROL AND PREVENTION			1	100%	1
ALL CARE URGENT CARE			1	100%	1
ADVENTHEALTH SENIOR CARE AT ORMOND			1	100%	1
KETTERING MEDICAL CENTER			1	100%	1

COVID-19: testing by laboratory

Data through Dec 17, 2020 verified as of Dec 18, 2020 at 09:25 AM

Data in this report are provisional and subject to change.

The numbers in the table below represent the number of Florida and non-Florida residents for whom test results were received by the Department of Health. A person can be tested by more than one laboratory and can have both positive and negative results. **Therefore, the sum of the numbers in each column will be larger than the total number of people tested.**

Reporting lab	Inconclusive	Negative	Positive	Percent positive	Total
MEDEXPRESS URGENT CARE - WEXFORD		1			1
INNOVATIVE CARE II LLC			1	100%	1
Heritage of Red Cloud		1			1
MEDICAL ASSOCIATES OF CARTER		1			1
SPORTS MEDICINE CLINIC - U OF WYOMING			1	100%	1
Medicalodges Neosho			1	100%	1
WAKULLA COUNTY HEALTH DEPARTMENT		1			1
BAYCARE LABORATORIES			1	100%	1
MEA PRIMARY CARE PLUS BYRAM			1	100%	1
HIGHLAND PARK LAKEWOOD PRESTON HOLLOW			1	100%	1
AVERA SACRED HEART HOSPITAL			1	100%	1
GENEXPERT			1	100%	1
ST.ELIZABETH HEALTH CENTER	1				1
FLORIDA DIGESTIVE AND LIVER SPECIALISTS			1	100%	1
CORNERSTONE OF RECOVERY INC		1			1
GUIDEWELL EMERGENCY MEDICINE DOCTORS LLC			1	100%	1
GOOD SAMARITAN HOSPITAL			1	100%	1
DEPT OF VA MEDICAL CENTER - MIAMI			1	100%	1
NEW MILFORD HOSPITAL			1	100%	1
CHRISTIANA HOSPITAL		1			1
PALOMAR MEDICAL CENTER			1	100%	1
Arlington Care Center			1	100%	1
SCIENCE CARE			1	100%	1
LAREDO EMERGENCY ROOM			1	100%	1
ADVENTHEALTH HOSPICE CARE CENTRAL FLORIDA		1			1
MARINA DEL REY HOSPITAL LAB			1	100%	1
ST FRANCIS MEDICAL CENTER			1	100%	1
LOUISIANA STATE LAB			1	100%	1
Kroger - KR070300083			1	100%	1
Southwest Louisiana Veterans Home			1	100%	1
LAS PALMAS MEDICAL CENTER			1	100%	1
LAKELAND REGIONAL HEALTH PABLO			1	100%	1
DESERT HOSPITAL/CPHU CLINICAL LABORATORY			1	100%	1
CYPRESS CREEK MEDICAL CENTER			1	100%	1
GALVESTON COUNTY HEALTH DISTRICT			1	100%	1
YUMA REGIONAL MEDICAL CENTER			1	100%	1
CAROLINAS HEALTHCARE SYSTEM LAB			1	100%	1
HAWKEYE CARE CENTER DUBUQUE		1			1
ST LUKES SURGICAL AT THE VILLAGES INC			1	100%	1
MEDCARE QUALITY MEDICAL CENTER LLC			1	100%	1
HERNANDO CHILDREN'S			1	100%	1
LEHIGH MEDICAL AND RESEARCH CENTER, INC			1	100%	1
CVS HEALTH, #5962		1			1
LAKEVIEW HEALTH CARE SYSTEM LLC			1	100%	1
BORINQUEN HEALTH CENTER			1	100%	1
LIFEGUARD AMBULANCE SERVICE LLC - BAY COUNTY			1	100%	1

COVID-19: testing by laboratory

Data through Dec 17, 2020 verified as of Dec 18, 2020 at 09:25 AM

Data in this report are provisional and subject to change.

The numbers in the table below represent the number of Florida and non-Florida residents for whom test results were received by the Department of Health. A person can be tested by more than one laboratory and can have both positive and negative results. **Therefore, the sum of the numbers in each column will be larger than the total number of people tested.**

Reporting lab	Inconclusive	Negative	Positive	Percent positive	Total
OAKWOOD HOSPITAL - SOUTHSORE			1	100%	1
PROMPT CARE OF CENTRAL FLORIDA LLC			1	100%	1
LAB TEST KENDALL LLC		1			1
MEMORIAL HOSPITAL WEST			1	100%	1
BRANDON REGIONAL EMERGENCY CTR			1	100%	1
OCEAN MEDICAL CENTER		1			1
PROGRESSIVE MEDICAL LAB LLC			1	100%	1
MEDEXPRESS URGENT CARE - NORTH LITTLE		1			1
JUPITER PEDIATRIC ASSOCIATES, PA			1	100%	1
Lab MSMC Hialeah			1	100%	1
BRIGHAM AND WOMEN'S HOSPITAL			1	100%	1
ST JOHNS PEDIATRICS PA		1			1
ST VINCENTS AMBULATORY CARE INC			1	100%	1
CVA MINUTE CLINIC DIAGNOSTIC OF VIRGINIA, LLC		1			1
CARENOW URGENT CARE - CENTRAL AUSTIN			1	100%	1
UF HEALTH THE VILLAGES			1	100%	1
AFTER HOURS PEDS			1	100%	1
COMMONWEALTH OF VIRGINIA DIVISION OF CONSOLIDATED LABORATORY SERVICES			1	100%	1
SELF REGIONAL HEALTHCARE			1	100%	1
HEART HOSPITAL OF LAFAYETTE: EMERGENCY ROOM			1	100%	1
Portsmouth Health and Rehab			1	100%	1
FRASER MEMORIAL HOSPITAL			1	100%	1
CITY OF NEW YORK DEPARTMENT OF HEALTH			1	100%	1
TAMPA GENERAL MEDICAL GROUP LABORATORY HEALTHPARK			1	100%	1
USCG SECTOR ST PETE		1			1
MEDEXPRESS - COLLINSVILLE BELT LINE		1			1
SUNCOAST COMMUNITY HEALTH CENTERS INC		1			1
NORDX			1	100%	1
APS-SUMMIT CARE PHARMACY, LLC DBA OMNICARE		1			1
Long Beach Care Center			1	100%	1
INTEGRATED FAMILY MEDICAL CENTER			1	100%	1
Regency Square			1	100%	1
BAPTIST HEALTH EXPRESS CARE			1	100%	1
WATERS EDGE ELEMENTARY SCHOOL			1	100%	1
SOUTHERN WINDS			1	100%	1
Sears Coastal Nursing and Rehab		1			1
ASCENSION ST VINCENT'S - WESTSIDE			1	100%	1
DEACONESS URGENT CARE CENTER			1	100%	1
PEDIATRIC ASSOCIATES - MIAMI LAKES		1			1
LAKE REGIONAL HEALTH			1	100%	1
NORTH SHORE HEMATOLOGY-ONCOLOGY ASSOCIATES		1			1
UNIVERSITY OF SOUTH FLORIDA			1	100%	1
BAYMEADOWS PEDIATRIC CARE		1			1
STANLY REGIONAL MEDICAL CENTER			1	100%	1
FLORIDA STATE UNIVERSITY HEALTH SERVICES			1	100%	1
CENTRAL TX URGENT CARE			1	100%	1

COVID-19: testing by laboratory

Data through Dec 17, 2020 verified as of Dec 18, 2020 at 09:25 AM

Data in this report are provisional and subject to change.

The numbers in the table below represent the number of Florida and non-Florida residents for whom test results were received by the Department of Health. A person can be tested by more than one laboratory and can have both positive and negative results. **Therefore, the sum of the numbers in each column will be larger than the total number of people tested.**

Reporting lab	Inconclusive	Negative	Positive	Percent positive	Total
HENRY FORD HOSPITAL			1	100%	1
LAKEWOOD RANCH MEDICAL CENTER CLINICAL LAB			1	100%	1
University Plaza Rehabilitation and Nursing			1	100%	1
MEDEXPRESS URGENT CARE - SPRINGFIELD, COOLEY ST		1			1
PREMIER PEDIATRICS			1	100%	1
MOUNT SINAI COMPREHENSIVE CANCER CENTER			1	100%	1
COSTCO PHARMACY #1023			1	100%	1
NORTHEAST FLORIDA HEALTH SERVICES			1	100%	1
15 TO KNOW			1	100%	1
BOSTON MEDICAL CENTER			1	100%	1
DEPARTMENT OF HEALTH AND ENVIRONMENTAL CONTROL			1	100%	1
STEINHATCHEE DRUGS			1	100%	1
NHLS		1			1
MEDEXPRESS URGENT CARE - ANDERSON		1			1
DIVERSICARE OF BIG SPRINGS		1			1
FRESENIUS MEDICAL CARE			1	100%	1
Grand Villa of Deerfield Beach			1	100%	1
MID FLORIDA COMMUNITY SERVICES			1	100%	1
ONPOINT URGENT CARE			1	100%	1
MINNESOTA DEPARTMENT OF HEALTH LABORATORY			1	100%	1
IZ MEDICAL		1			1
UNIVERSITY URGENT CARE			1	100%	1
CHILDRENS SPECIALIST PEDIATRIC PULMMOLOGY &			1	100%	1
PENSACOLA PATHOLOGY		1			1
CARENOW URGENT CARE - SPRING			1	100%	1
WEST COAST CLINICAL LABS INC			1	100%	1
Senatobia Healthcare & Rehab		1			1
HOUSTON DEPARTMENT OF HEALTH AND HUMAN SERVICES			1	100%	1
OCALA FAMILY MEDICAL CENTER		1			1
DOCTORS AFTER HOURS URGENT CARE CENTER			1	100%	1
WILTON MANORS HEALTH & REHABILITATION CENTER			1	100%	1
MEDEXPRESS URGENT CARE - JEANNETTE		1			1
NORTH BROWARD MEDICAL CENTER			1	100%	1
MINUTE CLINIC DIAGNOSTIC PA			1	100%	1
HALIFAX HEALTH PRIMARY CARE			1	100%	1
TITUSVILLE REHABILITATION AND NURSING CENTER		1			1
WillowBrooke Court at Westminster Village		1			1
BROOKS REHAB			1	100%	1
SANTA MONICA CA-UCLA MC			1	100%	1
BAYCARE MEDICAL GROUP, INC		1			1
BAPTIST HEALTH SURGERY CENTER			1	100%	1
BAYCARE OUTREACH LAB WH SOUTH			1	100%	1
HOUSTON METHODIST HOSPITAL			1	100%	1
UMASS MEMORIAL/MARLBORO HOSPITAL			1	100%	1
AUGUSTA HEALTH CLINICAL LABORATORY			1	100%	1
MEDEXPRESS URGENT CARE - LINCOLN N 26T		1			1

COVID-19: testing by laboratory

Data through Dec 17, 2020 verified as of Dec 18, 2020 at 09:25 AM

Data in this report are provisional and subject to change.

The numbers in the table below represent the number of Florida and non-Florida residents for whom test results were received by the Department of Health. A person can be tested by more than one laboratory and can have both positive and negative results. **Therefore, the sum of the numbers in each column will be larger than the total number of people tested.**

Reporting lab	Inconclusive	Negative	Positive	Percent positive	Total
MOBILE RESPONSE DIAGNOSTICS LLC		1			1
MISSION HOSPITAL			1	100%	1
NATION'S BEST CARE HOME HEALTH			1	100%	1
DOCTORS CARE – GREER		1			1
Crowne Place Assisted Living		1			1
NEW YORK CITY DEPARTMENT OF HEALTH			1	100%	1
CARSON NURSING AND REHABILITATION CENT		1			1
Iron County Medical Care Facility		1			1
BAPTIST HOSPITAL LABORATORY			1	100%	1
MERITER LABORATORIES			1	100%	1
CARTERSVILLE MEDICAL CENTER			1	100%	1
ST. PETERSBURG PEDIATRICS- 38TH AVENUE			1	100%	1
GENESEE COUNTY HEALTH DEPARTMENT		1			1
INDIANA STATE DEPARTMENT OF HEALTH CLINIC MICROBIOLOGY		1			1
MEMORIAL HERMANN HOSPITAL			1	100%	1
MEDSTAR HEALTH URGENT CARE			1	100%	1
Avera Sr. James Care Center		1			1
UMASS MEMORIAL MEDICAL CENTER, INC		1			1
CLINCLOUD, LLC			1	100%	1
SIGNATURE CARE COLLEGE STATION			1	100%	1
MEMORIALCARE LONG BEACH MEDICAL CENTER			1	100%	1
STAMFORD HOSPITAL			1	100%	1
PULSE MEDICAL GROUP INC			1	100%	1
ARTHREX MEDICAL CENTER EAST			1	100%	1
LEGACY AT HIGHWOODS PRESERVE		1			1
Birmingham Nursing & Rehab Center		1			1
CRUSADER COMMUNITY HEALTH			1	100%	1
LISTENING DOCTOR PLLC, THE			1	100%	1
LOPEZ		1			1
Rosedale Green		1			1
HEALTH PLUS SUNRISE MEDICAL OFFICE			1	100%	1
NEW ERA COMMUNITY HEALTH CENTER LLC		1			1
SYNERGENE LABORATORY			1	100%	1
INDIAN RIVER CLINICAL LABORATORY, INC.		1			1
ST VINCENT'S AMBULATORY CARE INC			1	100%	1
Signature Healthcare of Savannah		1			1
AVALON FAMILY RESORT ASSISTED LIVING LLC		1			1
FAYETTE MEDICAL CENTER LAB		1			1
Thermopolis Rehabilitation Wellness		1			1
Life Care Center of Estero			1	100%	1
BOONE DRUG & HEALTHCARE AT DEERFIELD			1	100%	1
CARESPOT - OCOEE			1	100%	1
ST JOHNS EPISCOPAL HOSPITAL SOUTH SHORE		1			1
QUALITY CLINICAL LAB LLC			1	100%	1
CAREWELL URGENT CARE FITCHBURG			1	100%	1
COVID RAPID LABS			1	100%	1

COVID-19: testing by laboratory

Data through Dec 17, 2020 verified as of Dec 18, 2020 at 09:25 AM

Data in this report are provisional and subject to change.

The numbers in the table below represent the number of Florida and non-Florida residents for whom test results were received by the Department of Health. A person can be tested by more than one laboratory and can have both positive and negative results. **Therefore, the sum of the numbers in each column will be larger than the total number of people tested.**

Reporting lab	Inconclusive	Negative	Positive	Percent positive	Total
OCALA REGIONAL DIALYSIS- NORTH			1	100%	1
PRIMACARE MEDICAL LAKEWOOD			1	100%	1
PM PEDIATRICS PC			1	100%	1
LABORATORIO MEDICO CENTRAL CONDOMINO MD			1	100%	1
TERRELL URGENT CARE			1	100%	1
UPSON REGIONAL MEDICAL CENTER			1	100%	1
DASCENA LAB			1	100%	1
LIFELINK OF FLORIDA			1	100%	1
ICARE		1			1
YOUR HEALTH PEDIATRICS			1	100%	1
STARLING AT NOCATEE			1	100%	1
PREMIER FAMILY AND SPORTS MEDICINE LLC			1	100%	1
MORGAN STANELY HEALTH CENTER		1			1
NORTHSIDE HOSPITAL DULUTH			1	100%	1
MEDEXPRESS URGENT CARE - BECKLEY CROSS		1			1
NFRC CLINICAL LAB			1	100%	1
RHODE ISLAND DEPARTMENT OF HEALTH			1	100%	1
ADVENTHEALTH IMAGING LAKE NONA			1	100%	1
TIFFANY LAKE CARE CENTERS INC		1			1
Integrity Healthcare of Carbondale			1	100%	1
ADVANCED URGENT CARE OF MARATHON			1	100%	1
ST. LUKE'S HOSPITAL			1	100%	1
MID FLORIDA BIOLOGICALS			1	100%	1
FALMOUTH BY THE SEA			1	100%	1
BROOKSHIRE, THE			1	100%	1
441 URGENT CARE CENTER - BROWNWOOD			1	100%	1
MADISON AT OVIEDO			1	100%	1
Community Compassion Center of Batesville			1	100%	1
WESTWOOD NURSING & REHAB		1			1
MAYO CLINICAL LABORATORIES		1			1
UNIVERSITY OF IOWA HOSPITALS & CLINICS			1	100%	1
MOUNT SINAI AVENTURA DIAGNOSTIC CENTER			1	100%	1
THE MEDICAL CENTER AT BOWLING GREEN			1	100%	1
Livingston County Center for Nursing and Rehabilitation		1			1
Lemont Nursing and Rehab Center			1	100%	1
OHIOHEALTH URGENT CARE			1	100%	1
Valley Center (WV)			1	100%	1
MCH PHYSICIANS GROUP			1	100%	1
ST GERARD'S COMMUNITY OF CARE		1			1
WALGREENS #01398			1	100%	1
GRAND VIEW HOSPITAL			1	100%	1
NEMOURS CHILDRENS PRIMARY CARE CLERMONT			1	100%	1
GIBSON AREA PRIMARY CARE			1	100%	1
GRAND VILLA OF ENGLEWOOD			1	100%	1
HENRY FORD WEST BLOOMFIELD HOSPITAL			1	100%	1
PRIMEX CLINICAL LABORATORIES INC			1	100%	1

COVID-19: testing by laboratory

Data through Dec 17, 2020 verified as of Dec 18, 2020 at 09:25 AM

Data in this report are provisional and subject to change.

The numbers in the table below represent the number of Florida and non-Florida residents for whom test results were received by the Department of Health. A person can be tested by more than one laboratory and can have both positive and negative results. **Therefore, the sum of the numbers in each column will be larger than the total number of people tested.**

Reporting lab	Inconclusive	Negative	Positive	Percent positive	Total
HUMILITY OF MARY HEALTH PARTNERS			1	100%	1
Diversicare of Smyrna		1			1
CARENOW URGENT CARE-WEST END		1			1
WESLEY MEDICAL CENTER			1	100%	1
PALMETTO PRIMARY CARE PHYSICIANS			1	100%	1
Avante at Orlando		1			1
OAK HAVEN REHAB AND NURSING CENTER			1	100%	1
MAYO CLINIC OUTPATIENT DIALYSIS CENTER			1	100%	1
RIDGEFIELD PEDIATRIC ASSOCIATES		1			1
THE CHILDREN'S HOSPITAL OF PHILADELPHIA		1			1
SHARON REGIONAL MEDICAL CENTER			1	100%	1
NORTH SHORE HEMATOLOGY-ONCOLOGY ASSOCI		1			1
SOUTHWEST ORLANDO FAMILY MEDICINE, PL			1	100%	1
DIGNITY HEALING LLC			1	100%	1
ROAN MOUNTAIN MEDICAL CENTER			1	100%	1
ADVENT HEALTH - OWASA			1	100%	1
Tremont Health & Rehabilitation Center		1			1
STEWART MEDICAL GROUP INC			1	100%	1
FLORIDA SCHOOL FOR THE DEAF AND THE BLIND			1	100%	1
BEAUFORT MEMORIAL			1	100%	1
MEMORIAL HOSPITAL - BELLEVILLE			1	100%	1
MEMORIAL HEALTHCARE SYSTEM			1	100%	1
INFECTION CONTROL DEPT			1	100%	1
BRIDGE DIAGNOSTICS			1	100%	1
HEALTHCARE FOR THE HOMELESS			1	100%	1
LADY OF THE SEA HOSPITAL LAB			1	100%	1
TAMPA INTERNATIONAL AIRPORT			1	100%	1
CSL PLASMA LAB			1	100%	1
URGENT CARE OF FORT LAUDERDALE INC			1	100%	1
Village Crest Center for Health & Rehabilitation		1			1
PINNACLE DIALYSIS		1			1
ROYAL PALM MEDICAL GROUP, INC		1			1
Douglas County Health Center		1			1
DAVENPORT PEDIATRICS CLERMONT PA		1			1
GRACE HEALTHCARE OF LAKE WALES		1			1
LAKELAND MEDICAL CENTER			1	100%	1
RAMBAM URGENT CARE			1	100%	1
GUIDEWELL EMERGENCY MEDICINE DOCTORS LLC #33			1	100%	1
Alden Lincoln Park			1	100%	1
MEDEXPRESS URGENT CARE - LOGAN		1			1
NHC HealthCare St. Charles		1			1
BUFFALO VAMC			1	100%	1
LABORATORIO BUENA SALUD			1	100%	1
NIBHA MEDIRATTA MD PL			1	100%	1
ADVENT HEALTH MEDICAL GROUP- FAMILY MEDICINE AT DR. PHILIPS			1	100%	1
Princeton Place			1	100%	1

COVID-19: testing by laboratory

Data through Dec 17, 2020 verified as of Dec 18, 2020 at 09:25 AM

Data in this report are provisional and subject to change.

The numbers in the table below represent the number of Florida and non-Florida residents for whom test results were received by the Department of Health. A person can be tested by more than one laboratory and can have both positive and negative results. **Therefore, the sum of the numbers in each column will be larger than the total number of people tested.**

Reporting lab	Inconclusive	Negative	Positive	Percent positive	Total
LAKESIDE MEDICAL CENTER		1			1
WALGREENS #10308		1			1
METRO HEALTH HOSPITAL LABORATORY		1			1
Parkview Care Center			1	100%	1
MD NOW URGENT CARE			1	100%	1
Kroger - KRO03500568			1	100%	1
SACRED HEART MEDICAL CENTER			1	100%	1
HIGHLANDS URGENT CARE			1	100%	1
LEHIGH PULMONARY ASSOCIATES			1	100%	1
MIDDLE TENN MENTAL HEALTH INSTITUTE		1			1
EAST RIDGE RETIREMENT VILLAGE INC		1			1
ST. MARY MEDICAL CENTER		1			1
HEALGEN SCIENTIFIC			1	100%	1
ATHENA PLASTIC SURGERY		1			1
Dulles Health and Rehab Center		1			1
ADVANCE MD CARE			1	100%	1
CLINICAL LABORATORY		1			1
NDX-CORE LAB			1	100%	1
MINUTECLINIC DIAG OF IND, LLC #6553		1			1
EAST COAST INSTITUTE FOR RESEARCH LLC			1	100%	1
TUSCAN ISLE CHAMPIONSGATE OP CO LLC		1			1
BEAUMONT REFERENCE LABORATORY			1	100%	1
Manassas Health & Rehab			1	100%	1
Niles Nursing and Rehab. Center		1			1
BOLLES SCHOOL, THE			1	100%	1
EXPEDIAN URGENT CARE			1	100%	1
LRGHEALTHCARE		1			1
COBLESKILL REGIONAL HOSPITAL		1			1
HEALTHPARK MEDICAL CTR NURSING SVC		1			1
MID-FLORIDA PATHOLOGY LLC - MOBILE UNIT # 3			1	100%	1
WATERTOWN URGENT CARE		1			1
MINUTECLINIC LLC (2335)		1			1
SAN JOSE CLINIC		1			1
HEALTH CARE SERVICES LC			1	100%	1
ORLANDO FAMILY PHYSICIANS			1	100%	1
ORLANDO CLINICAL RESEARCH CENTER		1			1
ENZO LABS INC			1	100%	1
JS HEALTHCARE			1	100%	1
FLORIDA DEPARTMENT OF HEALTH IN LEE COUNTY			1	100%	1
IVAN, MAYA			1	100%	1
LAKE COMMUNITY ACTION AGENCY		1			1
RHODE ISLAND DEPARTMENT OF HEALTH LABORATORIES			1	100%	1
NORWALK HOSPITAL			1	100%	1
QC LABORATORY			1	100%	1
HENRICO DOCTOR'S LABORATORY			1	100%	1
TENNOVA ER - SANGO			1	100%	1

COVID-19: testing by laboratory

Data through Dec 17, 2020 verified as of Dec 18, 2020 at 09:25 AM

Data in this report are provisional and subject to change.

The numbers in the table below represent the number of Florida and non-Florida residents for whom test results were received by the Department of Health. A person can be tested by more than one laboratory and can have both positive and negative results. **Therefore, the sum of the numbers in each column will be larger than the total number of people tested.**

Reporting lab	Inconclusive	Negative	Positive	Percent positive	Total
PALM BEACH COUNTY HEALTH DEPT.			1	100%	1
SPECTRUM LABORATORY			1	100%	1
MEDONE URGENT CARE			1	100%	1
PRIMECARE AT PORT ORANGE			1	100%	1
DUKE UNIVERSITY POINT OF CARE TESTING PROGRAM			1	100%	1
CAROMONT HEALTH			1	100%	1
GRAND VILLA OF PINELLAS PARK			1	100%	1
STATE OF FLORIDA			1	100%	1
OSF ST JOSEPH MEDICAL CENTER			1	100%	1
ST CATHERINE HOSPITAL LABORATORY			1	100%	1
ASSOCIATED MD			1	100%	1
CVS MINUTE CLINIC DIAGNOSTIC OF NEW JERSEY		1			1
FULGENT GENETICS HOUSTON		1			1
HAWAII DEPARTMENT OF HEALTH LAB			1	100%	1
CROSS POINTE CARE CENTER		1			1
COMMUNITY			1	100%	1
SOUTHWEST REGIONAL PCR LABORATORY			1	100%	1
SOUTH FLORIDA URGENT CARE CENTERS, LLC			1	100%	1
TAMPA URGENT CARE			1	100%	1
SOUTHERN SPRINGS HEALTH CARE		1			1
BAYCARE OUTREACH LAB			1	100%	1
RENOWN REGIONAL MEDICAL CENTER			1	100%	1
ADVENTHEALTH MEDICAL GROUP FAMILY MEDICINE AT RDV		1			1
BLOOD SYSTEMS LABORATORIES			1	100%	1
UF KANAPAHA LAB BEAKER		1			1
MADISON FACILITY INC			1	100%	1
CENTRAL CAROLINA HOSPITAL			1	100%	1
2504-HOMEWOOD		1			1
MEDEXPRESS URGENT CARE - ELM GROVE		1			1
NEW YORK UNIVERSITY MEDICAL CENTER			1	100%	1
Chateau Girardeau			1	100%	1
Sherwood Oaks Health Center			1	100%	1
Community Care Center of Heritage House, LLC			1	100%	1
Rehab Select of Talladega		1			1
BAPTIST HOSPITAL EMPLOYEE HEALTH OFF			1	100%	1
COMPASSION PEDIATRIC URGENT CARE LLC			1	100%	1
Chateau Living Center			1	100%	1
MEDEXPRESS URGENT CARE - WESTFIELD, E MAIN ST			1	100%	1
FRESENIUS SOUTH FORT MYERS		1			1
ADVENTHEALTH MEDICAL GROUP FAMILY AND INTERNAL			1	100%	1
LEELANAU OPCO, LLC		1			1
VAULT MEDICAL SERVICES			1	100%	1
LAKE LURE HEALTH CENTER			1	100%	1
PEDIATRICS URGENT CARE, LLC			1	100%	1
MAHONEY PEDIATRICS PA			1	100%	1
INTEGRATED GENETICS SEQUENOM		1			1

COVID-19: testing by laboratory

Data through Dec 17, 2020 verified as of Dec 18, 2020 at 09:25 AM

Data in this report are provisional and subject to change.

The numbers in the table below represent the number of Florida and non-Florida residents for whom test results were received by the Department of Health. A person can be tested by more than one laboratory and can have both positive and negative results. **Therefore, the sum of the numbers in each column will be larger than the total number of people tested.**

Reporting lab	Inconclusive	Negative	Positive	Percent positive	Total
WARD MEMORIAL HOSPITAL		1			1
TITUSVILLE TOWERS ASSISTED LIVING		1			1
ST PETE DIRECT PRIMARY CARE		1			1
SAINT ALPHONSUS REGIONAL MEDICAL CENTER			1	100%	1
MINUTECLINIC 7196		1			1
EDWARD HOSPITAL			1	100%	1
CELEBRATION FAMILY PHYSICIANS LLC			1	100%	1
BEST MEDICAL CENTER		1			1
VIVIAN SIMMONS FAMILY PRACTICE			1	100%	1
COASTAL SKIN SURGERY AND DERMATOLOGY PL		1			1
SUSAN F. WILLIAMS M.D., P.A.			1	100%	1
MT CARMEL PHARMACY INC		1			1
Glen Oaks Health and REhabilitation		1			1
Broomall Manor		1			1
ST JOHNS MEDICAL CENTER		1			1
MINUTECLINIC, LLC		1			1
CLINICAL TRIALS OF TAMPA LLC		1			1
DAUGHTERS OF SARAH NURSING CENTER		1			1
MEDEXPRESS URGENT CARE-MT PLEASANT			1	100%	1
SPECIALTY DRUG TESTING			1	100%	1
WALGREENS #15291		1			1
MINUTECLINIC DIAGNOSTIC OF KANSAS, PA		1			1
BARRINGTON TERRACE NAPLES			1	100%	1
VITAS HEALTH INC			1	100%	1
ACCESS FAMILY CARE LLC			1	100%	1
PRISMA HEALTH TUOMEY LABORATORY			1	100%	1
MEDICAL CITY NORTH HILLS			1	100%	1
FLORIDA DEPARTMENT OF HEALTH IN ESCAMBIA COUNTY		1			1
WINTER GARDEN CHILDREN'S HEALTH CENTERS			1	100%	1
THEDACARE FAMILY MEDICINE GATEWAY			1	100%	1
BAYFRONT HEALTH - CONVENIENT CARE NORTHEAST			1	100%	1
HAYS CLINICAL LAB			1	100%	1
MINUTE CLINIC, LLC #4650		1			1
SOLARIS HEALTHCARE PLANT CITY		1			1
HARBOR BEACH NURSING AND REHABILITATION CENTER			1	100%	1
POPLAR HEALTHCARE			1	100%	1
Peninsula Nursing and Rehabilitation Center		1			1
NORTH CAROLINA STATE LABORATORY OF PUBLIC HEALTH, SPECTRUM LAB NETWORK			1	100%	1
PALM WEST INTERNIST PA			1	100%	1
FLORIDA HOSPITAL TRANSPLANT CENTER		1			1
HAVASU REGIONAL MEDICAL CENTER			1	100%	1
FAMILY MEDICAL CENTERS			1	100%	1
UNITED HEALTHCARE			1	100%	1
USF PHYSICIANS GROUP			1	100%	1
NORTHERN KENTUCKY HEALTH DEPARTMENT			1	100%	1
MEDEXPRESS URGENT CARE-CHIPPEWA		1			1

COVID-19: testing by laboratory

Data through Dec 17, 2020 verified as of Dec 18, 2020 at 09:25 AM

Data in this report are provisional and subject to change.

The numbers in the table below represent the number of Florida and non-Florida residents for whom test results were received by the Department of Health. A person can be tested by more than one laboratory and can have both positive and negative results. **Therefore, the sum of the numbers in each column will be larger than the total number of people tested.**

Reporting lab	Inconclusive	Negative	Positive	Percent positive	Total
CENTRAL FLORIDA HOSPITALIST			1	100%	1
PANCARE HEALTH - HOSFORD SCHOOL			1	100%	1
NORTH SHORE HEMATOLOGY-ONCOLOGY ASSOCIATES PC		1			1
ARDEN COURTS OF LELY PALMS			1	100%	1
CHI ST. LUKE'S HEALTH BCM MEDICAL CENTER			1	100%	1
APOLLO GARDENS RETIREMENT RESIDENCE CARE		1			1
BRANDON OUTREACH CLINIC			1	100%	1
HEALTHQUEST, INC			1	100%	1
A.G. Rhodes		1			1
CAH ACQUISITION COMPANY 11 LLC			1	100%	1
DIXITKUMAR N MODI MD PA			1	100%	1
West Bay of Tampa Center			1	100%	1
WALKIN MEDICAL URGENT CARE,NEW CITY			1	100%	1
FLORIDA DEPARTMENT OF HEALTH PALM BEACH COUNTY			1	100%	1
KEY TRAINING CENTER			1	100%	1
PROGRESS PHARMACY INC			1	100%	1
EXCEL URGENT CARE OF NJ			1	100%	1
ARDEN COURTS OF SEMINOLE			1	100%	1
HERNANDO COUNTY HEALTH DEPT			1	100%	1
AZALEALAND NURSING HOME		1			1
PROGENESIS INC			1	100%	1
SUMMERFIELD PAIN MANAGEMENT			1	100%	1
LabCorp L#09258295 M#09258285			1	100%	1
ALLEGANY COUNTY DEPARTMENT OF HEALTH		1			1
AURORA CONSOLIDATED LABORATORY			1	100%	1
COOPER CLINIC			1	100%	1
QUEST DIAGNOSTICS CLINICAL LABORATORIES INC		1			1
CONTINENTAL HOME HEALTH CARE INC			1	100%	1
WELLCARE URGENT CARE			1	100%	1
NORTHEAST PEDIATRICS			1	100%	1
MEDEXPRESS URGENT CARE - STAUNTON		1			1
BASCOM PALMER EYE INSTITUTE			1	100%	1
KENDALL REGIONAL MEDICAL CNTR			1	100%	1
ESOTERIC LAB			1	100%	1
CAREWELL JW - WORCESTER LNC			1	100%	1
EXPRESS CARE OF THE SHOALS		1			1
KANA MEDICAL			1	100%	1
FAIRFIELD MEDICAL CENTER			1	100%	1
CAREHERE HUDSON BAY			1	100%	1
ARIZA WELLNESS CARE LLC			1	100%	1
NEW YORK PRESBYTERIAN HOSPITAL			1	100%	1
ROYAL PALM PEDIATRICS			1	100%	1
MEDERI CARETENDERS VS OF SE FL LLC DBA			1	100%	1
PUBLIX PHARMACY #0332		1			1
UNIVERSITY OF NORTH CAROLINA HOSPITALS			1	100%	1
WALGREENS #06025		1			1

COVID-19: testing by laboratory

Data through Dec 17, 2020 verified as of Dec 18, 2020 at 09:25 AM

Data in this report are provisional and subject to change.

The numbers in the table below represent the number of Florida and non-Florida residents for whom test results were received by the Department of Health. A person can be tested by more than one laboratory and can have both positive and negative results. **Therefore, the sum of the numbers in each column will be larger than the total number of people tested.**

Reporting lab	Inconclusive	Negative	Positive	Percent positive	Total
MANASOTA PEDIATRICS			1	100%	1
MINUTECLINIC DIAGNOSTIC OF TN, PC 6438		1			1
ASHLEY CLINICAL DIAGNOSTIC LABORATORY			1	100%	1
THOMAS HOSPITAL			1	100%	1
HOLMES COUNTY HEALTH DEPARTMENT			1	100%	1
SMITH NORTHVIEW HOSPITAL LAB			1	100%	1
SISTERS MISSION			1	100%	1
ADVANCED RESEARCH AND DIAGNOSTIC LABORATORY UNIVERSITY OF MINNESOTA			1	100%	1
CITRONELLE HEALTH AND REHABILITATION CENTER		1			1
MEDICAL PAVILION CLINIC			1	100%	1
FALKVILLE HEALTHCARE		1			1
MEDEXPRESS URGENT CARE - ROSS TOWNSHIP		1			1
Rio Grande City Nursing and Rehab Center			1	100%	1
ADVENTHEALTH PHYSICIAN GROUP - APPLEWOOD			1	100%	1
SIMMONS			1	100%	1
OMAHA VA MEDICAL CENTER			1	100%	1
TEXAS HEALTH ARLINGTON MEMORIAL		1			1
PHYSICIANS PREMIER			1	100%	1
SENDER RETREAT ADULT DAY CARE CENTERS			1	100%	1
TANGLEWOOD MANOR		1			1
LAKE BALDWIN			1	100%	1
GEORGE WASHINGTON UNIVERSITY HOSPITAL			1	100%	1
MEDICAL ASSOCIATES OF BREVARD LLC		1			1
CARESPOT - LEE VISTA			1	100%	1
SKYRIDGE CLINICAL ASSOCIATES		1			1
HARRIS URGENT CARE CENTER			1	100%	1
FAIRVIEW SOUTHDALE			1	100%	1
SHAH			1	100%	1
DISCOVERY AT HOME, LLC			1	100%	1
ALLIANCE LABORATORY SERVICES			1	100%	1
WHITE-WILSON MEDICAL CENTER - FORT WALTON BEACH			1	100%	1
Imperial Healthcare Centre			1	100%	1
BIOMAT USA			1	100%	1
CFCH - FROSTPROOF			1	100%	1
Elm Crest Senior Living Community		1			1
SUMMIT LABORATORY			1	100%	1
OXY-GENLAB			1	100%	1
SONNI'S PEDIATRICS			1	100%	1
Central Park Healthcare & Rehabilitation Center		1			1
CACERES SPECIALIZED GYNECOLOGY		1			1
DONALSONVILLE HOSPITAL			1	100%	1
CVS MINUTE CLINIC DIAGNOSTIC MED GRP OF CAL		1			1
ST. LUKES HOSPITAL			1	100%	1
CALIFORNIA PUBLIC HEALTH LABORATORY			1	100%	1
GREATER TAMPA AT HOME			1	100%	1
SV MOBILE HEALTH			1	100%	1

COVID-19: testing by laboratory

Data through Dec 17, 2020 verified as of Dec 18, 2020 at 09:25 AM

Data in this report are provisional and subject to change.

The numbers in the table below represent the number of Florida and non-Florida residents for whom test results were received by the Department of Health. A person can be tested by more than one laboratory and can have both positive and negative results. **Therefore, the sum of the numbers in each column will be larger than the total number of people tested.**

Reporting lab	Inconclusive	Negative	Positive	Percent positive	Total
ALPHA 1 ANTITRYPSIN RESEARCH PROGRAM			1	100%	1
CHESAPEAKE REGIONAL MEDICAL CENTER			1	100%	1
STUART SURGERY CENTER, LLC			1	100%	1
HCL LABORATORIES			1	100%	1
PUBLIX PHARMACY #1114			1	100%	1
JOSEPH SCHENKER MD PC		1			1
Greystone Health Care Center		1			1
ST. MARY'S HOSPITAL			1	100%	1
WHITE WILSON MEDICAL CENTER NEPHROLOGY			1	100%	1
CELEBRATION HOSPITAL			1	100%	1
LEE MEMORIAL HOSPITAL BLOOD GAS LAB			1	100%	1
THE HEART HOSPITAL BAYLOR PLANO			1	100%	1
VA OPTOMETRY CLINIC			1	100%	1
SAINT BARNABAS MEDICAL CENTER		1			1
SUNCREST OMNI		1			1
LOUNDY		1			1
HEALTHCARE ASSOCIATES OF IRVING, LLP			1	100%	1
VIVEX/UMTB BIOMEDICAL			1	100%	1
Cortland Acres Association		1			1
PRINCIPLE DIAGNOSTICS LLC			1	100%	1
WELLMED AT FORT PIERCE		1			1
BAYOU URGENT CARE			1	100%	1
BRIDGEWATER PARK ASSISTED LIVING LLC			1	100%	1
DEPARTMENT OF HEALTH SERVICES			1	100%	1
NEIGHBORCARE PHARMACY SERVICES		1			1
ADVENTHEALTH MEDICAL GROUP OBSTETRICS			1	100%	1
Maple Lane Nursing Home		1			1
BLUEWATER TOXICOLOGY			1	100%	1
CLEARWATER PAIN MANAGEMENT ASSOCIATES			1	100%	1
MEDICAL CENTER OF CENTRAL GEORGIA			1	100%	1
SEASONS HOSPICE AND PALLIATIVE CARE OF			1	100%	1
ORDRS, INC.			1	100%	1
RICHICHI FAMILY HEALTH			1	100%	1
CVS MINUTE CLINIC DIAG OF IND, LLC #6549		1			1
FREEPORT ER DOX URGENT CARE		1			1
JOHN KNOX VILLAGE OF CENTRAL FLORIDA		1			1
EMERGENCY CARE SERVICES LAB AT JFK MEDICAL CENTER			1	100%	1
LANCASHIRE HALL NURSING AND REHABILITATION CENTER		1			1
HELGEMO & LIOU PEDIATRICS			1	100%	1
XSTREMEMD			1	100%	1
CANDLER HOSPITAL			1	100%	1
Strasburg Care Center		1			1
LEE MEMORIAL HOSPITAL OUTPATIENT SURGERY CENTER			1	100%	1
MISSOURI DEPARTMENT OF HEALTH AND SENIOR SERVICES - STATE PH LAB		1			1
MERITUS MEDICAL CENTER			1	100%	1
CARE CENTERS OF NASSAU, LLC - HENDRICKS RD		1			1

COVID-19: testing by laboratory

Data through Dec 17, 2020 verified as of Dec 18, 2020 at 09:25 AM

Data in this report are provisional and subject to change.

The numbers in the table below represent the number of Florida and non-Florida residents for whom test results were received by the Department of Health. A person can be tested by more than one laboratory and can have both positive and negative results. **Therefore, the sum of the numbers in each column will be larger than the total number of people tested.**

Reporting lab	Inconclusive	Negative	Positive	Percent positive	Total
CLERMONT PEDIATRICS, PA			1	100%	1
FLORIDA MEDICAL CLINIC PA GI			1	100%	1
CARESPOT EXPRESS HEALTHCARE BOYNTON BEACH			1	100%	1
BELLE GLADES HEALTH CLINIC			1	100%	1
LAKE CONWAY URGENT CARE LLC		1			1
Arch Plaza Nursing and Rehabilitation Center			1	100%	1
JAX FAMILY CARE		1			1
SUN CLINICAL LABORATORIES			1	100%	1
BEAUMONT HOSPITAL			1	100%	1
PALM BEACH DIABETES AND ENDOCRINE SPECIALISTS, PA			1	100%	1
ORCHID TERRACE		1			1
GOSHEN MEDICAL CENTER			1	100%	1
SURGERY CENTER, THE			1	100%	1
MEDEXPRESS URGENT CARE - FORT SMITH		1			1
ER NEAR ME HULEN		1			1
LITTLE FALLS HOSPITAL LABORATORY		1			1
JACKSON MADISON CO. GEN. HOSPITAL			1	100%	1
HUNEYCUTT FAMILY PRACTICE			1	100%	1
UPMC NORTHWEST HOSPITAL			1	100%	1
TIMPANOGOS REGIONAL HOSPITAL			1	100%	1
SPRINGHILL SENIOR RESIDENCE		1			1
OCALA RKC EAST HEMO #1			1	100%	1
MOSAIC MEDICAL CENTER MARYVILLE			1	100%	1
GEORGETOWN URGENT CARE			1	100%	1
The Palms Nursing and Rehabilitation		1			1
Conway Lakes Health and Rehabilitation Center		1			1
LOGAN COUNTY HOSPITAL			1	100%	1
SOUTHERN BREEZE HEALTHCARE			1	100%	1
VANAJA SUREDDI MD PA			1	100%	1
MEDEXPRESS URGENT CARE - BECKLEY		1			1
BUENA VIDA ESTATES			1	100%	1
WINCHESTER MEDICAL CENTER			1	100%	1
BROOKDALE FORT MYERS LAKES PARK			1	100%	1
Longwood Community Living Center		1			1
441 URGENT CARE-MULBERRY			1	100%	1
LIFELINK TISSUE BANK D/B/A LIFELINK TISSUE BANK		1			1
FLORIDA FAMILY LABORATORY		1			1
ROCKWALL URGENT CARE			1	100%	1
STANDIFER PLACE		1			1
NORTH FLORIDA CHILD DEVELOPMENT, INC			1	100%	1
CARE STATION MEDICAL GROUP		1			1
EASYCARE WALK-IN CLINIC			1	100%	1
VALLEY MEDICAL LABORATORY			1	100%	1
FIVE STAR PREMIER RESIDENCES OF POMPANO BEACH			1	100%	1
WARE EXPRESS CARE			1	100%	1
CORPORATION OF AMERICA		1			1

COVID-19: testing by laboratory

Data through Dec 17, 2020 verified as of Dec 18, 2020 at 09:25 AM

Data in this report are provisional and subject to change.

The numbers in the table below represent the number of Florida and non-Florida residents for whom test results were received by the Department of Health. A person can be tested by more than one laboratory and can have both positive and negative results. **Therefore, the sum of the numbers in each column will be larger than the total number of people tested.**

Reporting lab	Inconclusive	Negative	Positive	Percent positive	Total
SERENADES BY SONATA		1			1
BROOKSVILLE REGIONAL HOSPITAL			1	100%	1
EH FARGO HOSPITAL LABORATORY			1	100%	1
LIFESPAN HEALTH - SELMER		1			1
Miller Health Care Center			1	100%	1
HARDIN MEMORIAL HOSPITAL - HEARTLAND PATHOLOGY CONSULTANTS			1	100%	1
FLORIDA HEART AND VASCULAR MULTISPECIALTY GROUP PA			1	100%	1
UNIVERSITY OF MIAMI PRIMARY CARE SITE UMHC 3039			1	100%	1
BROOME COUNTY HEALTH DEPARTMENT		1			1
ROCKLEDGE HEALTH & REHABILITATION CENTER			1	100%	1
FAITH FAMILY PRACTICE			1	100%	1
Remarkable Healthcare Dallas			1	100%	1
UHS BINGHAMTON GENERAL			1	100%	1
CRANES VIEW LODGE			1	100%	1
GENESIS HEALTH SYSTEM			1	100%	1
ROSECASTLE OF JACKSONVILLE LLC			1	100%	1
MEDICAL LIFE-INC GUIDEWELL EMERGENCY MEDICINE			1	100%	1
BAPTIST HOSPITAL EAST			1	100%	1
Sanford Health & Rehabilitation			1	100%	1
CQUENTIA NGS, LLC			1	100%	1
FHCP ASC - ORANGE CITY			1	100%	1
CVS MINUTE CLINIC DIAGNOSTIC PA #3060		1			1
NEWTON MEMORIAL HOSPITAL		1			1
Bivins Pointe			1	100%	1
DOCTORS HEARING			1	100%	1
OPTIMAL MEDICINE INC		1			1
PARKLAND HEALTH & HOSPITAL			1	100%	1
NHC Chattanooga			1	100%	1
VISTA DEL SOL MED ASSOC		1			1
RIVIERA BEACH HEALTH CENTER LAB			1	100%	1
ULTIMATE ANALYSIS LABORATORY			1	100%	1
WELLOW URGENT CARE-OSWEGO			1	100%	1
CRESTAR LABS			1	100%	1
BMC/NASSAU			1	100%	1
RAPID CITY REGIONAL HOSPITAL -579 ATTN. LABORATORY		1			1
El Paso Health Care Center			1	100%	1
POETS WALK SARASOTA			1	100%	1
ST MARYS MEDICAL CENTER			1	100%	1
ST. PETERSBURG PEDIATRICS-SEMINOLE			1	100%	1
MEDICAL CLINIC OF HOUSTON			1	100%	1
MED CHOICE CENTER OF NORTH MIAMI			1	100%	1
MINUTECLINIC DIAGNOSTIC OF MICHIGAN, P		1			1
PALM SPRINGS GENERAL HOSPITAL			1	100%	1
PUTNAM CO HOSPITAL-D/B/A ASBURY TOWERS		1			1
BAYCARE MEDICAL GROUP INC			1	100%	1
CHARLOTTE COUNTY HEALTH DEPARTMENT			1	100%	1

COVID-19: testing by laboratory

Data through Dec 17, 2020 verified as of Dec 18, 2020 at 09:25 AM

Data in this report are provisional and subject to change.

The numbers in the table below represent the number of Florida and non-Florida residents for whom test results were received by the Department of Health. A person can be tested by more than one laboratory and can have both positive and negative results. **Therefore, the sum of the numbers in each column will be larger than the total number of people tested.**

Reporting lab	Inconclusive	Negative	Positive	Percent positive	Total
SHANNON CLARK OD, PA			1	100%	1
LIFE CARE CENTER OF GWINNETT		1			1
PHYSICIANS PRIMARY CARE LEHIGH PEDS			1	100%	1
MINUTE CLINIC OF KANSAS PA			1	100%	1
Vi at Aventura		1			1
MEDERI CARETENDERS			1	100%	1
LIBERTY HEALTH CENTER			1	100%	1
PRECISION CLINICAL RESEARCH			1	100%	1
RCP OF MEMORIAL WEST			1	100%	1
INTERNATIONAL MEDICAL LABORATORY INC		1			1
HYDE PARK MEDICAL CENTER		1			1
TENNOVA HEALTHCARE - CLEVELAND			1	100%	1
WEST VIRGINIA UNIVERSITY HOSPITALS			1	100%	1
SPARTANBURG REGIONAL MEDICAL CENTER			1	100%	1
POMPANO BEACH ARTIFICIAL KIDNEY CENTER			1	100%	1
LAKEVIEW REGIONAL HOSPITAL			1	100%	1
ACCOMPLISHED HOME CARE		1			1
CROSS CREEK HEALTH CARE		1			1
CORDOVA FAMILY PRACTICE			1	100%	1
EXCEPTIONAL EMERGENCY CENTER			1	100%	1
MEDEXPRESS URGENT CARE - LAWRENCE		1			1
MY URGENT CARE CLINIC			1	100%	1
Carington Park			1	100%	1
COLONIAL VILLA GOOD SAMARITAN CENTER		1			1
REGIONAL MEDICAL LABORATORY			1	100%	1
EASTSIDE MEDICAL CLINIC		1			1
EDGAR PRICE FAMILY & CHILDREN HEALTHCARE CENTER			1	100%	1
CONWAY MEDICAL CENTER			1	100%	1
SHELL POINT HOME HEALTH			1	100%	1
FLORIDA HOSPITAL ORMOND BEACH			1	100%	1
Florence Home		1			1
WALKONCLINIC			1	100%	1
Redwood Springs Healthcare			1	100%	1
DOC PAM PA		1			1
Signature Healthcare of Georgetown		1			1
PARK AVENUE PEDIATRICS PC		1			1
NORTH SHORE MEDICAL CENTER - SALEM HOSPITAL			1	100%	1
BL DIAGNOSTICS LLC			1	100%	1
ACCESS HEALTH CARE PHYSICIANS			1	100%	1
Mercy Manor Transition Center			1	100%	1
BOULDER COMMUNITY HOSPITAL			1	100%	1
ARNOLD PALMER HOSPITAL LAB POCT		1			1
FRESENIUS KIDNEY CARE DUNEDIN			1	100%	1
MONROE COUNTY DEPT OF PUBLIC HEALTH ST		1			1
REEVES COUNTY HOSPITAL DISTRICT			1	100%	1
BASCOM PALMER-MICRO LAB			1	100%	1

COVID-19: testing by laboratory

Data through Dec 17, 2020 verified as of Dec 18, 2020 at 09:25 AM

Data in this report are provisional and subject to change.

The numbers in the table below represent the number of Florida and non-Florida residents for whom test results were received by the Department of Health. A person can be tested by more than one laboratory and can have both positive and negative results. **Therefore, the sum of the numbers in each column will be larger than the total number of people tested.**

Reporting lab	Inconclusive	Negative	Positive	Percent positive	Total
EASTERN FLORIDA STATE COLLEGE – PALM BAY CAMPUS			1	100%	1
CARESOUTH HHA HOLDINGS OF THE TREASURE COAST LLC			1	100%	1
ADVANCED URGENT CARE PLLC		1			1
BEAUMONT HOSPITAL, GROSSE POINTE			1	100%	1
CLUB HEALTH AND REHABILITATION CENTER, THE		1			1
RABI SINHA, MD		1			1
The Pines at Poughkeepsie Center for Nursing and Rehabilitation		1			1
CHIEFLAND MEDICAL CENTER			1	100%	1
Heartland of Perrysburg		1			1
DUKE HEALTH REGIONAL HOSPITAL			1	100%	1
RIVERSIDE MEDICAL CENTER		1			1
UCH LAB			1	100%	1
ALLIED PEDIATRICS & FAMILY MEDICINE			1	100%	1
CAREWELL 203			1	100%	1
COMMUNITY MEDICAL CENTER-ORANGE CITY		1			1
TEVAPHARM			1	100%	1
WINCHESTER HOSPITAL			1	100%	1
FLAGLER PROFESSIONAL HEALTH CARE SERVICES INC		1			1
ARCADIA DIALYSIS CENTER			1	100%	1
HALEYVILLE HEALTH CARE CENTER		1			1
SHELBYVILLE HOSPITAL COMPANY		1			1
FLORIDA HOSPITAL LAB			1	100%	1
Florida Baptist Retirement Center		1			1
KEY WEST HMA PHYSICIAN MANAGEMENT, LLC			1	100%	1
Mill Valley Care Center		1			1
Chestnut Ridge Nursing & Rehab		1			1
BRUCE S WEST MD			1	100%	1
TENNESSEE VALLEY HCS			1	100%	1
DEPARTMENT OF HEALTH AND HUMAN SERVICES			1	100%	1
HABANA HEALTH CARE CENTER			1	100%	1
EAST TENNESSEE STATE UNIVERSITY		1			1
MOUNT SINAI MEDICAL CENTER OF FLORIDA, INC			1	100%	1
MOUNT SINAI MEDICAL CENTER AVENTURA ER			1	100%	1
CATHEDRAL GERONTOLOGY CENTER DBA CATHEDRAL CARES			1	100%	1
MEDEXPRESS URGENT CARE PORT HURON		1			1
VETERANS AFFAIRS MEDICAL CENTER - EAST ORANGE			1	100%	1
Lutheran Community at Telford		1			1
HEALTH ALLIANCE			1	100%	1
LCMC LAB SUBSECTION		1			1
ELLIS HOSPITAL URGENT CARE CENTER LAB		1			1
SOUTHEAST MISSOURI HOSPITAL		1			1
NEW ERA HEALTH CENTER INC		1			1
MINUTECLINIC DIAGNOSTIC OF VIRGINIA		1			1
BAPTIST EMERGENCY HOSPITAL KELLY			1	100%	1
DEPARTMENT OF HEALTH/ NEW YORK			1	100%	1
MEDEXPRESS URGENT CARE - LITTLE ROCK		1			1

COVID-19: testing by laboratory

Data through Dec 17, 2020 verified as of Dec 18, 2020 at 09:25 AM

Data in this report are provisional and subject to change.

The numbers in the table below represent the number of Florida and non-Florida residents for whom test results were received by the Department of Health. A person can be tested by more than one laboratory and can have both positive and negative results. **Therefore, the sum of the numbers in each column will be larger than the total number of people tested.**

Reporting lab	Inconclusive	Negative	Positive	Percent positive	Total
LP ELIZABETHTON		1			1
ADVANCED MEDICAL RESEARCH CENTER LLC			1	100%	1
KANSAS CITY VA MEDICAL CENTER			1	100%	1
TREASURE COAST PRIMARY CARE		1			1
CAREHERE LLC			1	100%	1
WATERBURY HOSPITAL REFERENCE LAB			1	100%	1
ST CLOUD COMPOUNDING PHARMACY & WELLNESS CENTER		1			1
DIAGNOSTIC & MEDICAL SPECIALISTS OF GREENWICH		1			1
MEDICAL ARTS LABORATORY			1	100%	1
PROVIDENCE ST PETER HOSPITAL		1			1
OCCUPATIONAL HEALTH CENTER		1			1
CLINIC OF PEDIATRICS & GI MEDICINE INC			1	100%	1
VILLAGES HEALTH SYSTEM, LLC, THE			1	100%	1
HOWELL BRANCH COURT			1	100%	1
UNIVERSITY OF BALTIMORE WASHINGTON MEDICAL CENTER			1	100%	1
HAVEN CUSTEAD CARE CENTER			1	100%	1
MOORE CLINICAL RESEARCH INC			1	100%	1
COVID TESTING LLC			1	100%	1
PARK AVENUE DERMATOLOGY NORTH			1	100%	1
COMMUNICABLE DISEASE CONTROL/PUBLIC HEALTH EMERGENCY PREPAREDNESS			1	100%	1
TWIN			1	100%	1
Metairie Healthcare Center			1	100%	1
GIFFORD MEMORIAL HOSPITAL		1			1
PARRISH MEDICAL GROUP			1	100%	1
CYPRESS VILLAGE REHAB CENTER		1			1
SOUTHWOOD NURSING & RETIREMENT CENTER		1			1
ROYAL OAK MEDICAL CENTER LLC DBA CHARACTER FAMILY			1	100%	1
OCALA REGIONAL KIDNEY CENTER EAST			1	100%	1
TMH CANCER CENTER LABORATORY			1	100%	1
PARTNERS IN PRIMARY CARE		1			1
JOSHUA E CHESIR MD		1			1
NORTH RIVER FAMILY HEALTH CENTER			1	100%	1
Mountain View Manor			1	100%	1
SOUTH LAKE FAMILY HEALTH CENTER			1	100%	1
TRAVIS LEE THOMPSON MD			1	100%	1
EAST FL CORE LAB			1	100%	1
PELICAN STATE OUTPATIENT CENTER			1	100%	1
Vibrante of El Paso Rehabilitation Center			1	100%	1
FLEMING ISLAND CENTER FOR CLINICAL RESEARCH		1			1
GREENTREE MEDICAL CENTER			1	100%	1
MARION COUNTY HEALTH DEPARTMENT			1	100%	1
MINUTE CLINIC DIAGNOSTICS OF IN, LLC #6252		1			1
GOLDING-GRANADO MEDICAL ASSOCIATES		1			1
FLORHAM PARK ENDOSCOPY CENTER		1			1
LITTLE COMPANY OF MARY HOSPITAL			1	100%	1
VIRTUA WEST JERSEY HOSPITAL		1			1

COVID-19: testing by laboratory

Data through Dec 17, 2020 verified as of Dec 18, 2020 at 09:25 AM

Data in this report are provisional and subject to change.

The numbers in the table below represent the number of Florida and non-Florida residents for whom test results were received by the Department of Health. A person can be tested by more than one laboratory and can have both positive and negative results. **Therefore, the sum of the numbers in each column will be larger than the total number of people tested.**

Reporting lab	Inconclusive	Negative	Positive	Percent positive	Total
PRACTITIONERS IN MOTION			1	100%	1
MEDTOWN PHARMACY			1	100%	1
NASSAU COUNTY HEALTH DEPARTMENT-FERNANDINA BEACH C		1			1
FLAGLER COUNTY BOARD OF COUNTY COMMISSIONERS			1	100%	1
AFC PHYSICIANS OF FLORIDA PA			1	100%	1
GATEWAY LABORATORIES		1			1
SACRED HEART HEALTH SYSTEM- MIDWIFE PROGRAM			1	100%	1
Shoreline Care Center			1	100%	1
SOUTHWEST FLORIDA DIVISION LAB			1	100%	1
LAWRENCE GENERAL HOSPITAL			1	100%	1
NEVADA DEPARTMENT OF HEALTH AND HUMAN SERVICES			1	100%	1
NCHMD, INC SOUTHEAST IMMEDIATE CARE			1	100%	1
LUMICO LIFE INSURANCE COMPANY		1			1
MEDEXPRESS URGENT CARE - HOLLINS		1			1
BRONSON METHODIST HOSPITAL			1	100%	1
BOND COUNTY HEALTH DEPARTMENT			1	100%	1
BLUFFTON HEALTH CENTER			1	100%	1
COMMUNITY PHYSICIANS OF NORTH PORT PA			1	100%	1
ELEMENTS PHARMACY			1	100%	1
SAINT JOSEPH'S HOSPITAL AND MEDICAL CENTER		1			1
Eddy Memorial Geriatric Center		1			1
VILLAGES REHABILITATION AND NURSING CENTER		1			1
WEST DADE PEDIATRICS			1	100%	1
HAMILTON CHD		1			1
AMERICAN HEALTH ASSOCIATES INC			1	100%	1
SUPERKIDS PEDIATRICS			1	100%	1
WIREGRASS MEDICAL CENTER			1	100%	1
Seal Rock Healthcare		1			1
MALUHIA		1			1
Trucare Living Centers - Columbus		1			1
OAKMONT WEST- GREENVILLE SC		1			1
MINUTE CLINIC DIAGNOSTIC OF NORTH CAROLINA		1			1
Waters of Covington		1			1
Lanier Rehab			1	100%	1
UNIV OF NORTH ALABAMA HEALTH CENTER		1			1
PALMS OF FT MYERS,THE			1	100%	1
PRIMARY CARE GROUP LLC		1			1
Garden View Care Center at Dougherty Ferry		1			1
MED TECH SERVICES OF PALM BEACH INC		1			1
PENINSULA REGIONAL MED CTR LAB			1	100%	1
MEMORIAL HEALTH UNIVERSITY MEDICAL CENTER			1	100%	1
BAHIA OAKS LODGE		1			1
WINDSOR MANOR			1	100%	1
IRA FIALKO DO			1	100%	1
ORMC-ARDEN/EOI			1	100%	1
Ramsey Village		1			1

COVID-19: testing by laboratory

Data through Dec 17, 2020 verified as of Dec 18, 2020 at 09:25 AM

Data in this report are provisional and subject to change.

The numbers in the table below represent the number of Florida and non-Florida residents for whom test results were received by the Department of Health. A person can be tested by more than one laboratory and can have both positive and negative results. **Therefore, the sum of the numbers in each column will be larger than the total number of people tested.**

Reporting lab	Inconclusive	Negative	Positive	Percent positive	Total
Oakwood - North Baldwins Center for Living		1			1
Victory Health and Rehabilitation			1	100%	1
ORLANDO HEALTH PHYSICIAN GROUP			1	100%	1
RIVERSIDE METHODIST HOSPITAL LAB			1	100%	1
MIDWAY SPECIALTY CARE CENTER INC		1			1
HEARTLAND REGIONAL MEDICAL CENTER		1			1
MILFORD REGIONAL HOSPITAL			1	100%	1
MEDEXPRESS - WILMINGTON KIRKWOOD HIGHWAY		1			1
RIVERSIDE COUNTY PUBLIC HEALTH LABORATORY			1	100%	1
LSU MEDICAL CENTER			1	100%	1
SANTA CLARA VALLEY MEDICAL CENTER			1	100%	1
MED TECH CLINICAL LABORATORY		1			1
MDS PHARMA SERVICES		1			1
ADULT MEDICINE OF LAKE COUNTY INC			1	100%	1
STEWART FLORIDA ALF, INC			1	100%	1
MEDEXPRESS-DOVER		1			1
TMH PHYSICIAN PARTNERS			1	100%	1
NORTHEAST TEXAS DIALYSIS		1			1
ALLIED PHYSICIANS GROUP		1			1
JMC TALLAHASSEE, LLC			1	100%	1
DECATUR MORGAN HOSPITAL - DECATUR GENE		1			1
USC VERDUGO HILLS HOSPITAL			1	100%	1
The Evangelical Lutheran Good Samaritan Society Prescott Village		1			1
PHYSICIANS REGIONAL MEDICAL CTR - COLLIER BLVD			1	100%	1
COVENANT HEALTH		1			1
SOUTH FLORIDA BAPTIST HOSPITAL			1	100%	1
DEL PRADO MEDICAL CENTER, INC		1			1
PEDIATRIC ASSOCIATES - DORAL			1	100%	1
PORTSMOUTH REG. HOSPITAL			1	100%	1
BIOMAT ORLANDO		1			1
AFFILIATED LABORATORIES INC			1	100%	1
SWEDISH COVENANT HOSPITAL			1	100%	1
BROOKS -TLC HOSPITAL SYSTEM			1	100%	1
ACCESS MEDICAL GROUP OF TAMPA INC			1	100%	1
PORT ORANGE NURSING & REHAB			1	100%	1
LEHIGH REGIONAL WOUND CENTER			1	100%	1
UHEALTH CORAL SPRINGS			1	100%	1
JOHN D. ARCHBOLD MEMORIAL HOSPITAL			1	100%	1
Heritage Health of Peru			1	100%	1
HOME AIDE SVC OF EASTERN NY INC D/B/A		1			1
LABONE		1			1
PALM COAST DRAW STATION/AMERICAN HEALTH ASSOCIATES		1			1
PATHOLOGYT & LAB MEDICINE SERVICES			1	100%	1
SPINE & PAIN CONSULTANT PLLC		1			1
METROHEALTH SYSTEM			1	100%	1
FLORIDA MEDICAL ASSOCIATES LLC			1	100%	1

COVID-19: testing by laboratory

Data through Dec 17, 2020 verified as of Dec 18, 2020 at 09:25 AM

Data in this report are provisional and subject to change.

The numbers in the table below represent the number of Florida and non-Florida residents for whom test results were received by the Department of Health. A person can be tested by more than one laboratory and can have both positive and negative results. **Therefore, the sum of the numbers in each column will be larger than the total number of people tested.**

Reporting lab	Inconclusive	Negative	Positive	Percent positive	Total
CLAYMED OF NORTH FLORIDA			1	100%	1
NORTH MIAMI BEACH SURGICAL CENTER			1	100%	1
Total	57,273	11,255,137	1,509,649	12%	12,822,059