

COVID-19: summary of cases and monitoring

Data through Dec 16, 2020 verified as of Dec 17, 2020 at 09:25 AM

Data in this report are provisional and subject to change.

Cases: people with positive PCR or antigen test result		Cases: people with positive PCR or antigen test result	
Total cases		Risk factors for Florida residents	
Florida residents	1,149,126	Traveled	10,328
Non-Florida residents	19,357	Contact with a known case	440,204
Type of testing		Traveled and contact with a known case	12,962
Florida residents	1,149,126	Neither	685,632
Positive by BPHL/CDC	43,838	No travel and no contact	143,820
Positive by commercial/hospital lab	1,105,288	Travel is unknown	383,824
PCR positive	1,014,615	Contact is unknown	271,484
Antigen positive	134,511	Contact is pending	233,563
Non-Florida residents	19,357	Travel can be unknown and contact can be unknown or pending for the same case, these numbers will sum to more than the "neither" total.	
Positive by BPHL/CDC	558		
Positive by commercial/hospital lab	18,799		
PCR positive	15,276		
Antigen positive	4,081		
Characteristics			
Florida residents hospitalized	59,291		
Florida resident deaths	20,305		
Non-Florida resident deaths	289		
Hospitalized counts include anyone who was hospitalized at some point during their illness. It does not reflect the number of people currently hospitalized.			
More information on deaths identified through death certificate data is available on the National Center for Health Statistics website at www.cdc.gov/nchs/nvss/vsrr/COVID19/index.htm .			

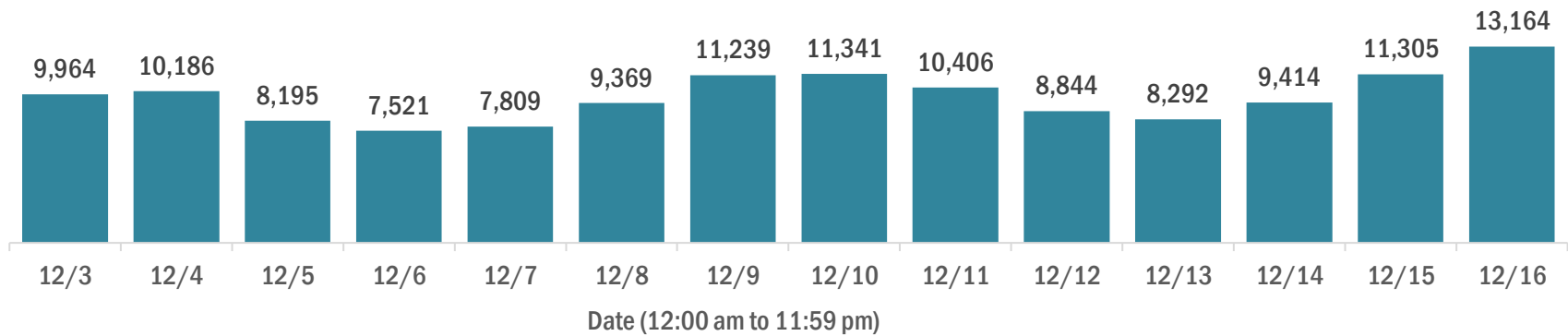
COVID-19: summary of laboratory testing

Data through Dec 16, 2020 verified as of Dec 17, 2020 at 09:25 AM

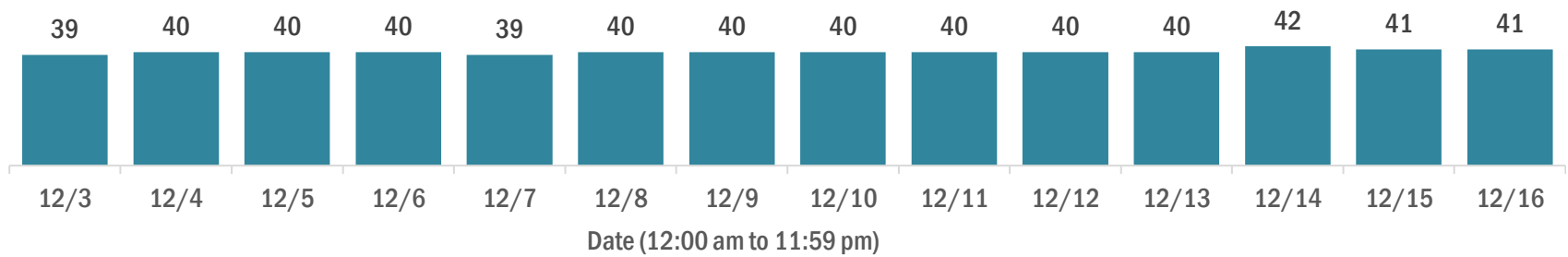
Data in this report are provisional and subject to change.

Cases in Florida residents per day for the past 2 weeks

Number of cases per day



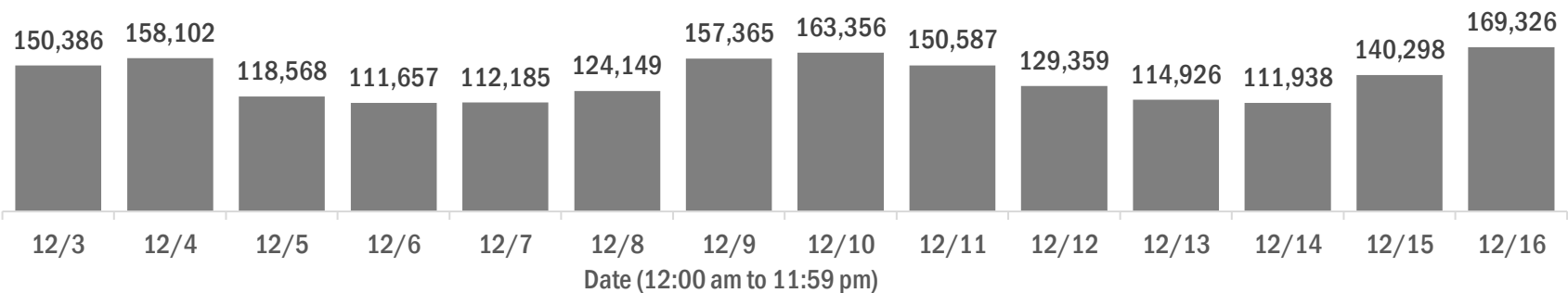
Median age of cases by day



Laboratory testing for Florida residents over the past 2 weeks

Number of Florida residents tested per day

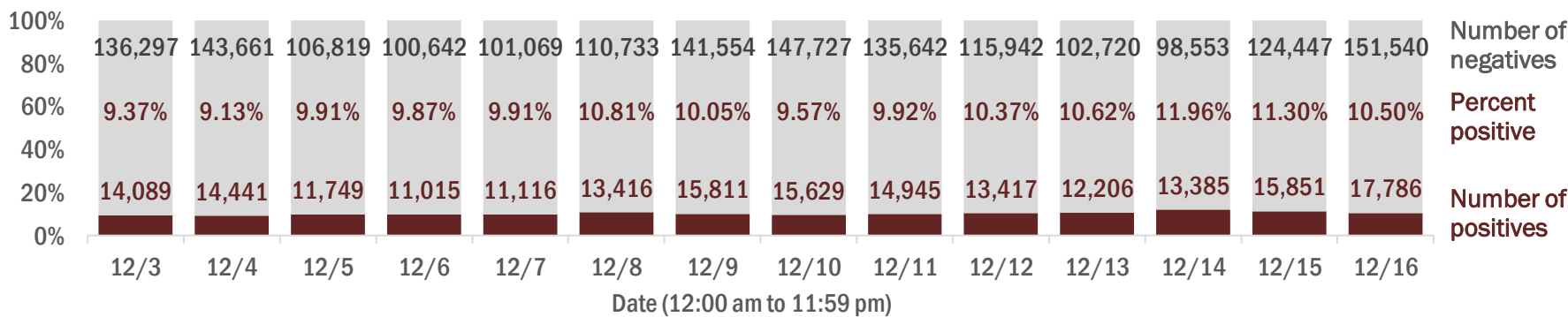
These counts include the number of people for whom the Department received PCR or antigen laboratory results by day. People tested on multiple days will be included for each day a new result was received. A person is only counted once for each day they are tested, regardless of whether multiple specimens are tested or multiple results are received.



Number and percent of Florida residents with positive test results

The percent of positive results ranged from 9.13% to 11.96% over the past 2 weeks and was 10.50% yesterday.

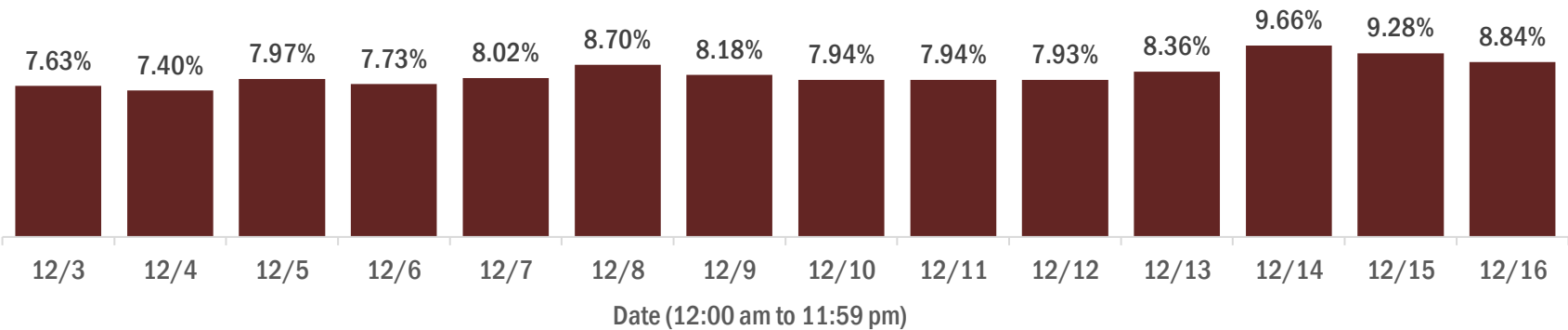
These counts include the number of people for whom the Department received PCR or antigen laboratory results by day. People tested on multiple days will be included for each day a new result was received. A person is only counted once for each day they are tested, regardless of whether multiple specimens are tested or multiple results are received. If a person has a positive specimen and a negative specimen in the same day, only the positive result is counted.



Percent positivity for new cases in Florida residents

The percent of positive results ranged from 7.40% to 9.66% over the past 2 weeks and was 8.84% yesterday.

This percent is the number of people who test PCR- or antigen-positive for the first time divided by all the people tested that day, excluding people who have previously tested positive.



COVID-19: characteristics of 1,149,126 Florida resident cases

Data through Dec 16, 2020 verified as of Dec 17, 2020 at 09:25 AM

Data in this report are provisional and subject to change.

Age group	Cases		Hospitalizations		Deaths	
0-4 years	20,364	2%	400	1%	0	0%
5-14 years	58,932	5%	359	1%	5	0%
15-24 years	183,110	16%	1,571	3%	33	0%
25-34 years	208,156	18%	3,201	5%	116	1%
35-44 years	180,267	16%	4,810	8%	338	2%
45-54 years	177,009	15%	7,221	12%	795	4%
55-64 years	149,777	13%	10,327	17%	2,228	11%
65-74 years	92,233	8%	11,978	20%	4,324	21%
75-84 years	51,667	4%	11,523	19%	6,041	30%
85+ years	26,510	2%	7,896	13%	6,425	32%
Unknown	1,101	0%	5	0%	0	0%
Total	1,149,126		59,291		20,305	

Gender	Cases	
Female	593,840	52%
Male	547,891	48%
Unknown	7,395	1%
Total	1,149,126	

Ethnicity	Cases		Hospitalizations		Deaths	
Hispanic	358,294	31%	16,022	27%	4,957	24%
Non-Hispanic	525,300	46%	40,154	68%	13,915	69%
Unknown	265,532	23%	3,115	5%	1,433	7%
Total	1,149,126		59,291		20,305	

Race and ethnicity	Cases		Hospitalizations		Deaths	
White	599,252	52%	37,452	63%	14,427	71%
Hispanic	237,337	21%	11,256	19%	3,938	19%
Non-Hispanic	320,993	28%	24,959	42%	9,804	48%
Unknown	40,922	4%	1,237	2%	685	3%
Black	155,971	14%	12,982	22%	3,604	18%
Hispanic	8,492	1%	543	1%	136	1%
Non-Hispanic	134,971	12%	12,146	20%	3,330	16%
Unknown	12,508	1%	293	0%	138	1%
Other race	159,776	14%	6,992	12%	1,610	8%
Hispanic	82,464	7%	3,828	6%	750	4%
Non-Hispanic	55,008	5%	2,845	5%	720	4%
Unknown	22,304	2%	319	1%	140	1%
Unknown race	234,127	20%	1,865	3%	664	3%
Hispanic	30,001	3%	395	1%	133	1%
Non-Hispanic	14,328	1%	204	0%	61	0%
Unknown	189,798	17%	1,266	2%	470	2%
Total	1,149,126		59,291		20,305	

Hospitalization counts include anyone who was hospitalized at some point during their illness. It does not reflect the number of people currently hospitalized. **Other race** includes any person with a race of American Indian/Alaskan native, Asian, native Hawaiian/Pacific Islander, or other.

COVID-19: deaths in Florida residents and staff of long-term care facilities

Data through Dec 16, 2020 verified as of Dec 17, 2020 at 09:25 AM

Data in this report are provisional and subject to change.

For current cases in residents or staff of long-term care facilities, please visit: <https://floridahealthcovid19.gov/>

County	Deaths		County	Deaths		County	Deaths	
Dade	885	<div></div> 11%	Okaloosa	107	<div></div> 1%	Gadsden	12	<div></div> 0%
Palm Beach	794	<div></div> 10%	Osceola	102	<div></div> 1%	Washington	12	<div></div> 0%
Pinellas	656	<div></div> 8%	Charlotte	96	<div></div> 1%	Gilchrist	11	<div></div> 0%
Broward	495	<div></div> 6%	Citrus	95	<div></div> 1%	Baker	9	<div></div> 0%
Hillsborough	435	<div></div> 6%	Indian River	76	<div></div> 1%	Calhoun	9	<div></div> 0%
Polk	353	<div></div> 5%	Clay	75	<div></div> 1%	Gulf	8	<div></div> 0%
Lee	283	<div></div> 4%	Jackson	73	<div></div> 1%	Jefferson	8	<div></div> 0%
Brevard	280	<div></div> 4%	Leon	61	<div></div> 1%	Lafayette	8	<div></div> 0%
Duval	267	<div></div> 3%	Suwannee	55	<div></div> 1%	Desoto	5	<div></div> 0%
Sarasota	260	<div></div> 3%	St. Johns	52	<div></div> 1%	Flagler	4	<div></div> 0%
Orange	242	<div></div> 3%	Highlands	49	<div></div> 1%	Levy	4	<div></div> 0%
Volusia	191	<div></div> 2%	Bay	44	<div></div> 1%	Bradford	3	<div></div> 0%
St. Lucie	187	<div></div> 2%	Alachua	37	<div></div> 0%	Holmes	3	<div></div> 0%
Marion	181	<div></div> 2%	Columbia	37	<div></div> 0%	Monroe	3	<div></div> 0%
Seminole	180	<div></div> 2%	Sumter	31	<div></div> 0%	Taylor	3	<div></div> 0%
Escambia	156	<div></div> 2%	Nassau	28	<div></div> 0%	Hardee	2	<div></div> 0%
Manatee	151	<div></div> 2%	Santa Rosa	24	<div></div> 0%	Dixie	1	<div></div> 0%
Collier	136	<div></div> 2%	Hendry	20	<div></div> 0%	Liberty	1	<div></div> 0%
Pasco	128	<div></div> 2%	Putnam	20	<div></div> 0%			
Martin	117	<div></div> 1%	Madison	18	<div></div> 0%			
Hernando	113	<div></div> 1%	Walton	17	<div></div> 0%			
Lake	107	<div></div> 1%	Okeechobee	16	<div></div> 0%			
						Total	7,836	

Note: cases are summarized by the county of usual residence. Residents and staff may be cases associated with facilities that are not in their county of usual residence, resulting in cases being included below for counties that do not have facilities with known cases.

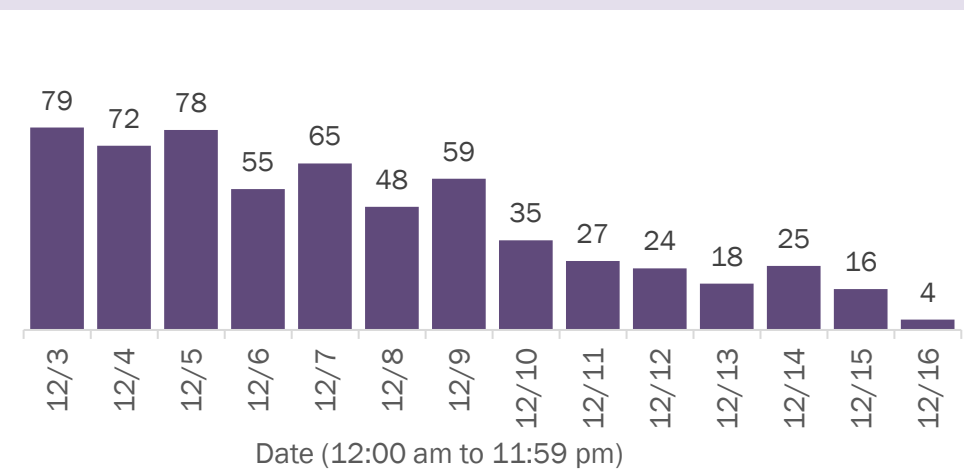
COVID-19: cases in Florida residents who have died

Data through Dec 16, 2020 verified as of Dec 17, 2020 at 09:25 AM

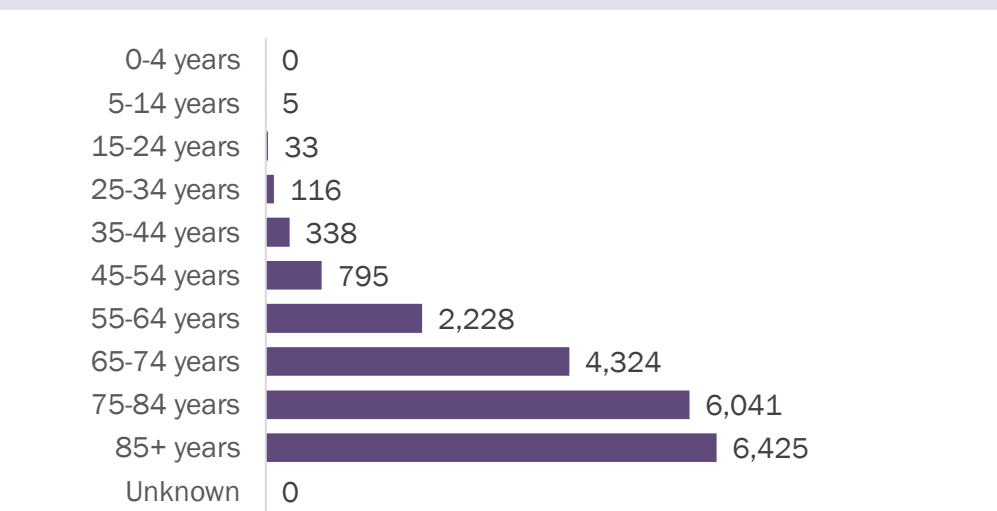
Data in this report are provisional and subject to change.

Demographics for all identified COVID-19 deaths: 20,305

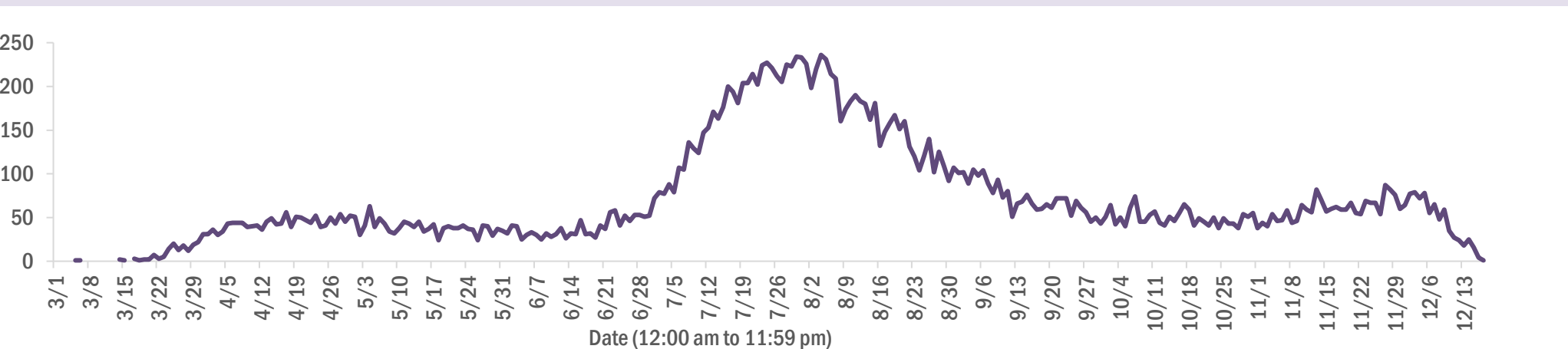
Deaths by date of death for the past 2 weeks



Deaths by age group



Deaths by date of death since March 2020



Age group	Deaths	Cases	Case fatality rate	Mortality rate per 100,000 population
0-4 years	0	20,364	0.0%	0.0
5-14 years	5	58,932	0.0%	0.2
15-24 years	33	183,110	0.0%	1.3
25-34 years	116	208,156	0.1%	4.1
35-44 years	338	180,267	0.2%	13.0
45-54 years	795	177,009	0.4%	28.5
55-64 years	2,228	149,777	1.5%	77.0
65-74 years	4,324	92,233	4.7%	178.2
75-84 years	6,041	51,667	11.7%	430.2
85+ years	6,425	26,510	24.2%	1112.5
Unknown	0	1,101	0.0%	
Total	20,305	1,149,126	1.8%	94.0

Gender	Deaths	Cases	Case fatality rate	Mortality rate per 100,000 population
Female	8,967	593,840	1.5%	81.2
Male	11,336	547,891	2.1%	107.4
Unknown	2	7,395	0.0%	
Total	20,305	1,149,126	1.8%	94.0

Race	Deaths	Cases	Case fatality rate	Mortality rate per 100,000 population
White	14,427	599,252	2.4%	86.4
Black	3,604	155,971	2.3%	98.5
Other	1,610	159,776	1.0%	129.4
Unknown	664	234,127	0.3%	
Total	20,305	1,149,126	1.8%	94.0

Ethnicity	Deaths	Cases	Case fatality rate	Mortality rate per 100,000 population
Non-Hispanic	13,915	525,300	2.6%	87.4
Hispanic	4,957	358,294	1.4%	87.3
Unknown	1,433	265,532	0.5%	
Total	20,305	1,149,126	1.8%	94.0

COVID-19: characteristics of 1,168,483 cases

Data through Dec 16, 2020 verified as of Dec 17, 2020 at 09:25 AM

Data in this report are provisional and subject to change.

Tables below include cases in Florida residents and non-Florida residents.

All 67 Florida counties have cases:

County	FL resident cases		Non-FL resident cases	Total cases	FL resident deaths	FL death rate
Dade	264,351	<div></div> 23%	2,904	267,255	4,022	1.5%
Broward	122,673	<div></div> 11%	1,318	123,991	1,760	1.4%
Palm Beach	73,804	<div></div> 6%	985	74,789	1,804	2.4%
Hillsborough	67,225	<div></div> 6%	576	67,801	1,015	1.5%
Orange	66,306	<div></div> 6%	480	66,786	697	1.1%
Duval	51,800	<div></div> 5%	874	52,674	692	1.3%
Pinellas	38,500	<div></div> 3%	837	39,337	990	2.6%
Lee	34,926	<div></div> 3%	833	35,759	626	1.8%
Polk	32,228	<div></div> 3%	204	32,432	739	2.3%
Osceola	22,046	<div></div> 2%	307	22,353	272	1.2%
Collier	19,994	<div></div> 2%	488	20,482	314	1.6%
Manatee	19,335	<div></div> 2%	277	19,612	400	2.1%
Escambia	17,328	<div></div> 2%	2,147	19,475	338	2.0%
Volusia	19,097	<div></div> 2%	237	19,334	398	2.1%
Pasco	18,556	<div></div> 2%	177	18,733	334	1.8%
Brevard	18,333	<div></div> 2%	178	18,511	490	2.7%
Leon	16,856	<div></div> 1%	509	17,365	168	1.0%
Sarasota	15,885	<div></div> 1%	504	16,389	454	2.9%
Seminole	15,835	<div></div> 1%	103	15,938	301	1.9%
Marion	15,369	<div></div> 1%	64	15,433	430	2.8%
Alachua	14,325	<div></div> 1%	143	14,468	110	0.8%
Lake	12,834	<div></div> 1%	132	12,966	276	2.2%
St. Lucie	12,423	<div></div> 1%	52	12,475	380	3.1%
Okaloosa	11,028	<div></div> 1%	118	11,146	198	1.8%
St. Johns	10,699	<div></div> 1%	169	10,868	108	1.0%
Bay	9,901	<div></div> 1%	394	10,295	190	1.9%
Clay	9,541	<div></div> 1%	21	9,562	169	1.8%
Santa Rosa	9,157	<div></div> 1%	113	9,270	114	1.2%
Martin	6,989	<div></div> 1%	83	7,072	188	2.7%
Charlotte	6,253	<div></div> 1%	60	6,313	212	3.4%
Hernando	6,231	<div></div> 1%	36	6,267	250	4.0%
Citrus	5,740	<div></div> 0%	34	5,774	223	3.9%
Indian River	5,671	<div></div> 0%	54	5,725	150	2.6%
Columbia	5,300	<div></div> 0%	20	5,320	109	2.1%
Highlands	4,430	<div></div> 0%	40	4,470	186	4.2%

County	FL resident cases		Non-FL resident cases	Total cases	FL resident deaths	FL death rate
Walton	3,924	<div></div> 0%	396	4,320	41	1.0%
Jackson	4,213	<div></div> 0%	55	4,268	108	2.6%
Sumter	4,199	<div></div> 0%	22	4,221	109	2.6%
Monroe	3,799	<div></div> 0%	136	3,935	32	0.8%
Nassau	3,631	<div></div> 0%	288	3,919	64	1.8%
Suwannee	3,589	<div></div> 0%	25	3,614	94	2.6%
Gadsden	3,565	<div></div> 0%	12	3,577	58	1.6%
Putnam	3,378	<div></div> 0%	8	3,386	62	1.8%
Flagler	3,148	<div></div> 0%	31	3,179	47	1.5%
Hendry	2,915	<div></div> 0%	14	2,929	46	1.6%
Unknown	219	<div></div> 0%	2,706	2,925	0	0.0%
Desoto	2,682	<div></div> 0%	12	2,694	48	1.8%
Baker	2,236	<div></div> 0%	10	2,246	36	1.6%
Okeechobee	2,203	<div></div> 0%	15	2,218	49	2.2%
Hardee	1,933	<div></div> 0%	8	1,941	20	1.0%
Wakulla	1,843	<div></div> 0%	9	1,852	20	1.1%
Taylor	1,793	<div></div> 0%	4	1,797	24	1.3%
Washington	1,727	<div></div> 0%	17	1,744	29	1.7%
Bradford	1,668	<div></div> 0%	6	1,674	22	1.3%
Levy	1,641	<div></div> 0%	7	1,648	18	1.1%
Madison	1,430	<div></div> 0%	18	1,448	30	2.1%
Holmes	1,387	<div></div> 0%	24	1,411	19	1.4%
Lafayette	1,401	<div></div> 0%	0	1,401	20	1.4%
Union	1,342	<div></div> 0%	0	1,342	65	4.8%
Gulf	1,164	<div></div> 0%	15	1,179	25	2.1%
Hamilton	1,088	<div></div> 0%	11	1,099	12	1.1%
Calhoun	1,049	<div></div> 0%	2	1,051	26	2.5%
Dixie	1,021	<div></div> 0%	3	1,024	11	1.1%
Gilchrist	888	<div></div> 0%	0	888	20	2.3%
Jefferson	847	<div></div> 0%	17	864	14	1.7%
Franklin	840	<div></div> 0%	13	853	4	0.5%
Glades	731	<div></div> 0%	1	732	11	1.5%
Liberty	663	<div></div> 0%	1	664	14	2.1%
Total	1,149,126		19,357	1,168,483	20,305	1.8%

COVID-19: characteristics of 1,149,126 Florida resident cases

Data through Dec 16, 2020 verified as of Dec 17, 2020 at 09:25 AM

Data in this report are provisional and subject to change.

The table below includes the cities and counties of residence for cases in Florida residents based on the patient's ZIP Code. Note that city is not always received as part of the initial notification and may be missing while the case is being investigated.

City and county	Cases
Miami, Dade	153,322
Orlando, Orange	49,761
Jacksonville, Duval	48,506
Tampa, Hillsborough	40,143
Hialeah, Dade	36,533
Fort Lauderdale, Broward	27,928
Hollywood, Broward	23,708
West Palm Beach, Palm Beach	18,167
Kissimmee, Osceola	16,971
Naples, Collier	16,385
Tallahassee, Leon	15,971
Homestead, Dade	15,530
Saint Petersburg, Pinellas	14,747
Pensacola, Escambia	14,183
Fort Myers, Lee	13,992
Pompano Beach, Broward	12,932
Bradenton, Manatee	12,816
Boca Raton, Palm Beach	12,598
Gainesville, Alachua	11,780
Ocala, Marion	11,744
Lakeland, Polk	11,190
Sarasota, Sarasota	10,068
Lake Worth, Palm Beach	9,303
Cape Coral, Lee	8,608
Port Saint Lucie, St. Lucie	8,090
Miramar, Broward	7,931
Clearwater, Pinellas	7,534
Miami Beach, Dade	7,221
Miami Gardens, Dade	7,047
Boynton Beach, Palm Beach	6,968
Coral Springs, Broward	6,360
Panama City, Bay	6,357
Saint Augustine, St. Johns	5,823
Melbourne, Brevard	5,686
Doral, Dade	5,669
Winter Haven, Polk	5,606
Lehigh Acres, Lee	5,584
Delray Beach, Palm Beach	5,401
Davie, Broward	5,065
Lake City, Columbia	4,914
Riverview, Hillsborough	4,698
Milton, Santa Rosa	4,682
Sunrise, Broward	4,655
Coral Gables, Dade	4,649
Vero Beach, Indian River	4,348
Fort Pierce, St. Lucie	4,256
Saint Cloud, Osceola	4,251
Daytona Beach, Volusia	4,199
Largo, Pinellas	4,117
New Port Richey, Pasco	4,064
Palm Bay, Brevard	4,028
Plantation, Broward	3,962
Orange Park, Clay	3,948
Brandon, Hillsborough	3,919
Apopka, Orange	3,869
North Miami Beach, Dade	3,862
Plant City, Hillsborough	3,773
Weston, Broward	3,709
Deerfield Beach, Broward	3,625

COVID-19: characteristics of 1,149,126 Florida resident cases

Data through Dec 16, 2020 verified as of Dec 17, 2020 at 09:25 AM

Data in this report are provisional and subject to change.

The table below includes the cities and counties of residence for cases in Florida residents based on the patient's ZIP Code. Note that city is not always received as part of the initial notification and may be missing while the case is being investigated.

City and county	Cases
Spring Hill, Hernando	3,607
Jupiter, Palm Beach	3,559
Miami Lakes, Dade	3,521
Sanford, Seminole	3,462
Clermont, Lake	3,441
Stuart, Martin	3,387
Fort Walton Beach, Okaloosa	3,288
Deltona, Volusia	3,234
Port Charlotte, Charlotte	3,188
Tamarac, Broward	3,145
Davenport, Polk	3,124
Winter Garden, Orange	3,002
Live Oak, Suwannee	2,919
Opa Locka, Dade	2,891
Crestview, Okaloosa	2,848
Palm Beach Gardens, Palm Beach	2,803
Palmetto, Manatee	2,795
DeLand, Volusia	2,762
Cutler Ridge, Dade	2,734
Wesley Chapel, Pasco	2,724
Land O Lakes, Pasco	2,721
Coconut Creek, Broward	2,707
Immokalee, Collier	2,689
Margate, Broward	2,672
Winter Park, Orange	2,638
Arcadia, Desoto	2,615
Oviedo, Seminole	2,613
Palm Coast, Flagler	2,611
Palm Harbor, Pinellas	2,520
Wellington, Palm Beach	2,504
Altamonte Springs, Seminole	2,425
Hallandale, Broward	2,416
Venice, Sarasota	2,346
Sebring, Highlands	2,315
Haines City, Polk	2,295
Brooksville, Hernando	2,279
North Port, Sarasota	2,269
Punta Gorda, Charlotte	2,242
Middleburg, Clay	2,237
Lutz, Hillsborough	2,221
Okeechobee, Okeechobee	2,195
Bonita Springs, Lee	2,184
Ocoee, Orange	2,152
Key West, Monroe	2,135
Pembroke Pines, Broward	2,123
Lake Worth Beach, Palm Beach	2,107
Leesburg, Lake	2,064
Valrico, Hillsborough	2,048
Seminole, Pinellas	2,047
North Lauderdale, Broward	2,029
North Miami, Dade	2,020
Zephyrhills, Pasco	2,005
Port Orange, Volusia	1,979
Ruskin, Hillsborough	1,927
Pinellas Park, Pinellas	1,912
Saint Johns, St. Johns	1,861
Longwood, Seminole	1,824
Quincy, Gadsden	1,820
Jacksonville Beach, Duval	1,804

COVID-19: characteristics of 1,149,126 Florida resident cases

Data through Dec 16, 2020 verified as of Dec 17, 2020 at 09:25 AM

Data in this report are provisional and subject to change.

The table below includes the cities and counties of residence for cases in Florida residents based on the patient's ZIP Code. Note that city is not always received as part of the initial notification and may be missing while the case is being investigated.

City and county	Cases
Windermere, Orange	1,801
Ormond Beach, Volusia	1,794
Navarre, Santa Rosa	1,740
Niceville, Okaloosa	1,706
Oakland Park, Broward	1,702
Perry, Taylor	1,682
Dade City, Pasco	1,677
Crawfordville, Wakulla	1,673
Casselberry, Seminole	1,661
Cocoa, Brevard	1,641
Clewiston, Hendry	1,608
The Villages, Sumter	1,602
Cantonment, Escambia	1,600
Green Cove Springs, Clay	1,597
Gulf Breeze, Santa Rosa	1,593
Marianna, Jackson	1,586
Palatka, Putnam	1,584
Bartow, Polk	1,575
Hudson, Pasco	1,541
Royal Palm Beach, Palm Beach	1,527
Kissimmee, Polk	1,520
North Fort Myers, Lee	1,492
Panama City Beach, Bay	1,460
Port Richey, Pasco	1,455
Auburndale, Polk	1,428
Lake Mary, Seminole	1,428
Inverness, Citrus	1,427
Defuniak Springs, Walton	1,417
Ponte Vedra Beach, St. Johns	1,394
Crossings, Dade	1,390
Lynn Haven, Bay	1,386
Aventura, Dade	1,385
Tarpon Springs, Pinellas	1,383
Mayo, Lafayette	1,383
Coconut Grove, Dade	1,382
Chipley, Washington	1,371
Wimauma, Hillsborough	1,369
Fernandina Beach, Nassau	1,350
Missing, Dade	1,348
Titusville, Brevard	1,329
Carol City, Dade	1,323
Starke, Bradford	1,310
Lake Wales, Polk	1,303
Santa Rosa Beach, Walton	1,287
Belle Glade, Palm Beach	1,284
Winter Springs, Seminole	1,280
New Smyrna Beach, Volusia	1,271
Merritt Island, Brevard	1,252
Cooper City, Broward	1,233
Labelle, Hendry	1,218
Estero, Lee	1,209
Loxahatchee, Palm Beach	1,200
Fleming Island, Clay	1,198
Key Biscayne, Dade	1,171
Sarasota, Manatee	1,170
Dunedin, Pinellas	1,169
Avon Park, Highlands	1,163
Destin, Okaloosa	1,161
Parkland, Broward	1,161

COVID-19: characteristics of 1,149,126 Florida resident cases

Data through Dec 16, 2020 verified as of Dec 17, 2020 at 09:25 AM

Data in this report are provisional and subject to change.

The table below includes the cities and counties of residence for cases in Florida residents based on the patient's ZIP Code. Note that city is not always received as part of the initial notification and may be missing while the case is being investigated.

City and county	Cases
Biscayne Park, Dade	1,118
Wauchula, Hardee	1,115
Holiday, Pasco	1,105
Palm City, Martin	1,099
Parrish, Manatee	1,097
Mulberry, Polk	1,075
Eustis, Lake	1,047
Indiantown, Martin	1,038
Rockledge, Brevard	1,036
Bonifay, Holmes	1,028
Seffner, Hillsborough	1,027
Tavares, Lake	1,026
Riviera Beach, Palm Beach	1,023
Mount Dora, Lake	1,008
Odessa, Hillsborough	1,005
Madison, Madison	996
Lake Butler, Union	990
Graceville, Jackson	989
Century, Escambia	983
Macclenny, Baker	977
Florida City, Dade	969
Crystal River, Citrus	932
Orange City, Volusia	909
El Portal, Dade	906
Groveland, Lake	904
Lake Placid, Highlands	879
Maitland, Orange	869
Everglades National Park, Dade	869
Dania, Broward	863
Lithia, Hillsborough	827
Homosassa, Citrus	825
Gibsonton, Hillsborough	821
Dover, Hillsborough	821
Yulee, Nassau	819
Pinecrest, Dade	810
Summerfield, Marion	803
Sanderson, Baker	798
Atlantic Beach, Duval	797
Monticello, Jefferson	780
Hobe Sound, Martin	775
Ponte Vedra, St. Johns	771
Jasper, Hamilton	756
Callahan, Nassau	747
Pace, Santa Rosa	731
Coleman, Sumter	728
Palm Springs, Palm Beach	726
Oldsmar, Pinellas	715
Blountstown, Calhoun	715
Sebastian, Indian River	714
Lantana, Palm Beach	707
Uleta, Dade	704
Olympia Heights, Dade	704
Alachua, Alachua	700
Apollo Beach, Hillsborough	699
Sun City Center, Hillsborough	692
Moore Haven, Glades	689
Lecanto, Citrus	686
Lady Lake, Lake	682
South Miami, Dade	679

COVID-19: characteristics of 1,149,126 Florida resident cases

Data through Dec 16, 2020 verified as of Dec 17, 2020 at 09:25 AM

Data in this report are provisional and subject to change.

The table below includes the cities and counties of residence for cases in Florida residents based on the patient's ZIP Code. Note that city is not always received as part of the initial notification and may be missing while the case is being investigated.

City and county	Cases
Coral, Dade	676
North Palm Beach, Palm Beach	670
Debary, Volusia	667
Havana, Gadsden	665
Wewahitchka, Gulf	655
Dunnellon, Marion	646
Edgewater, Volusia	646
Palmetto Bay, Dade	637
Newberry, Alachua	627
Trenton, Gilchrist	624
Belleview, Marion	607
Ellenton, Manatee	607
Frostproof, Polk	596
Chattahoochee, Gadsden	590
Cross City, Dixie	587
Fisher Island, Dade	586
Wildwood, Sumter	586
South Bay, Palm Beach	585
Jensen Beach, Martin	583
Williston, Levy	582
Lauderhill, Broward	568
Satellite Beach, Brevard	568
Pahokee, Palm Beach	565
Freeport, Walton	559
Fellsmere, Indian River	558
Wilton Manors, Broward	555
Safety Harbor, Pinellas	551
Beverly Hills, Citrus	551
Bristol, Liberty	550
Lauderdale Lakes, Broward	537
Nokomis, Sarasota	536
Hilliard, Nassau	529
Mary Esther, Okaloosa	527
Polk City, Polk	525
Key Largo, Monroe	520
Hernando, Citrus	506
Crescent City, Putnam	506
Keystone Heights, Clay	504
Shalimar, Okaloosa	503
Marco Island, Collier	497
Port Saint Joe, Gulf	495
Bowling Green, Hardee	492
Dunnellon, Citrus	489
Bushnell, Sumter	483
Medley, Dade	469
Glen Saint Mary, Baker	458
Fort Meade, Polk	453
Englewood, Charlotte	448
Carrabelle, Franklin	445
Chiefland, Levy	429
Sweetwater, Dade	428
Miramar Beach, Walton	423
Marathon, Monroe	416
Southwest Ranches, Broward	412
Indialantic, Brevard	408
Old Town, Dixie	402
Thonotosassa, Hillsborough	398
Sneads, Jackson	396
Cocoa Beach, Brevard	393

COVID-19: characteristics of 1,149,126 Florida resident cases

Data through Dec 16, 2020 verified as of Dec 17, 2020 at 09:25 AM

Data in this report are provisional and subject to change.

The table below includes the cities and counties of residence for cases in Florida residents based on the patient's ZIP Code. Note that city is not always received as part of the initial notification and may be missing while the case is being investigated.

City and county	Cases
Spring Hill, Pasco	382
Jacksonville, St. Johns	382
Neptune Beach, Duval	378
Bronson, Levy	378
Florida State University, Leon	374
Lake Alfred, Polk	372
Englewood, Sarasota	369
Centerville, Leon	368
Fort Myers Beach, Lee	365
High Springs, Alachua	356
Belle Isle, Orange	349
Minneola, Lake	349
Interlachen, Putnam	348
Sorrento, Lake	344
Trinity, Pasco	344
Fort White, Columbia	343
Fruitland Park, Lake	337
Baker, Okaloosa	335
Cottondale, Jackson	328
West Melbourne, Brevard	327
Raiford, Union	322
Clearwater Beach, Pinellas	321
Palm Beach, Palm Beach	310
Oakland, Orange	305
Mascotte, Lake	300
Zolfo Springs, Hardee	296
Malone, Jackson	290
Umatilla, Lake	283
Gulfport, Pinellas	282
Bunnell, Flagler	281
Midway, Gadsden	274
Weeki Wachee, Hernando	273
Lehigh, Lee	272
Citra, Marion	269
Rotunda West, Charlotte	268
Silver Springs, Marion	265
Myakka City, Manatee	263
Youngstown, Bay	255
Hawthorne, Alachua	255
Molino, Escambia	252
Haverhill, Palm Beach	251
South Daytona, Volusia	248
Bell, Gilchrist	246
Pierson, Volusia	246
Tavernier, Monroe	245
Winter Park, Seminole	241
Jay, Santa Rosa	239
Branford, Suwannee	236
De Leon Springs, Volusia	235
Oxford, Sumter	232
Flagler Beach, Flagler	232
Orlando, Osceola	229
Melbourne Beach, Brevard	227
Cape Canaveral, Brevard	225
Altha, Calhoun	224
Alva, Lee	222
Celebration, Osceola	221
Ocklawaha, Marion	220
Lawtey, Bradford	218

COVID-19: characteristics of 1,149,126 Florida resident cases

Data through Dec 16, 2020 verified as of Dec 17, 2020 at 09:25 AM

Data in this report are provisional and subject to change.

The table below includes the cities and counties of residence for cases in Florida residents based on the patient's ZIP Code. Note that city is not always received as part of the initial notification and may be missing while the case is being investigated.

City and county	Cases
Lake Park, Palm Beach	218
Surfside, Dade	215
Indian Harbour Beach, Brevard	214
Apalachicola, Franklin	214
Greenville, Madison	212
Mims, Brevard	210
Osprey, Sarasota	210
Holly Hill, Volusia	209
Archer, Alachua	206
Jennings, Hamilton	205
Grand Ridge, Jackson	204
Ave Maria, Collier	204
East Palatka, Putnam	201
Dundee, Polk	201
Tequesta, Palm Beach	196
Eagle Lake, Polk	193
Orlando, Seminole	192
Greenwood, Jackson	190
Bay Harbor Islands, Dade	188
Vernon, Washington	186
Chuluota, Seminole	185
Kenneth City, Pinellas	185
Hastings, St. Johns	185
Edgewood, Orange	184
Bal Harbour, Dade	180
Montverde, Lake	180
Gotha, Orange	178
Westville, Holmes	177
Floral City, Citrus	176
O Brien, Suwannee	175
Webster, Sumter	169
Eastpoint, Franklin	167
Melrose, Putnam	166
Gretna, Gadsden	163
Satsuma, Putnam	163
West Miami, Dade	162
San Antonio, Pasco	158
Orlando, Dade	157
South Pasadena, Pinellas	157
Elkton, St. Johns	155
Missing, Orange	155
Lee, Madison	152
Indian Rocks Beach, Pinellas	151
Valparaiso, Okaloosa	150
Ponce De Leon, Holmes	148
Grand Island, Lake	147
Malabar, Brevard	146
Laurel Hill, Okaloosa	144
Eglin Air Force Base, Okaloosa	144
Southport, Bay	144
Bryceville, Nassau	141
Missing, Lee	139
Lake Panasoffkee, Sumter	138
Clair-Mel City, Hillsborough	137
Apopka, Seminole	137
Azalea Park, Orange	136
Reddick, Marion	133
University Of Miami, Dade	132
Orlando, Polk	132

COVID-19: characteristics of 1,149,126 Florida resident cases

Data through Dec 16, 2020 verified as of Dec 17, 2020 at 09:25 AM

Data in this report are provisional and subject to change.

The table below includes the cities and counties of residence for cases in Florida residents based on the patient's ZIP Code. Note that city is not always received as part of the initial notification and may be missing while the case is being investigated.

City and county	Cases
Inlet Beach, Walton	129
Fort McCoy, Marion	127
Wellborn, Suwannee	127
Geneva, Seminole	126
White Springs, Hamilton	126
Sebastian, Brevard	124
Hiawassee, Orange	123
Lakewood Ranch, Manatee	122
Alafaya, Orange	122
Alford, Jackson	122
Missing, Brevard	121
Belleair, Pinellas	121
Sanibel, Lee	121
Missing, Santa Rosa	119
Mcdavid, Escambia	118
Summerland Key, Monroe	117
Morriston, Levy	116
Fountain, Bay	115
Missing, Volusia	115
Orlando, Broward	115
Juno Beach, Palm Beach	112
Anthony, Marion	111
Hallandale Beach, Broward	109
Holmes Beach, Manatee	107
Weirsdale, Marion	107
Mcalpin, Suwannee	106
Matlacha, Lee	105
Islamorada, Monroe	103
Lockhart, Orange	103
Zellwood, Orange	103
Missing, Marion	103
Orlando, Volusia	103
Kindred, Osceola	103
Greenacres, Palm Beach	103
Missing, Palm Beach	102
Howey-In-The-Hills, Lake	101
Longboat Key, Manatee	101
Orlando, Hillsborough	101
Hosford, Liberty	99
Micanopy, Alachua	98
Saint James City, Lee	98
Bay Lake, Orange	98
South Fort Myers, Lee	97
Madeira Beach, Pinellas	96
Babson Park, Polk	95
Pomona Park, Putnam	95
Fern Park, Seminole	94
Center Hill, Sumter	93
Astatula, Lake	93
Caryville, Washington	93
Poinciana, Polk	93
Lauderdale By The Sea, Broward	91
Odessa, Pasco	91
Bokeelia, Lee	89
Carrollwood, Hillsborough	89
University Of FI, Alachua	86
Viera, Brevard	86
Steinhatchee, Taylor	85
Holt, Okaloosa	85

COVID-19: characteristics of 1,149,126 Florida resident cases

Data through Dec 16, 2020 verified as of Dec 17, 2020 at 09:25 AM

Data in this report are provisional and subject to change.

The table below includes the cities and counties of residence for cases in Florida residents based on the patient's ZIP Code. Note that city is not always received as part of the initial notification and may be missing while the case is being investigated.

City and county	Cases
Cloud Lake, Palm Beach	84
Atlantis, Palm Beach	84
Sopchoppy, Wakulla	83
Mangonia Park, Palm Beach	83
Lake Helen, Volusia	81
Grant-Valkaria, Brevard	80
Big Pine Key, Monroe	80
Temple Terrace, Hillsborough	80
The Villages, Lake	79
Oak Hill, Volusia	79
Seville, Volusia	76
Sumterville, Sumter	75
Osteen, Volusia	74
F M, Lee	73
Hypoluxo, Palm Beach	72
Orlando, Palm Beach	72
Maitland, Seminole	72
Missing, Collier	72
Orlando, Lake	71
Missing, Duval	71
Lady Lake, Sumter	70
Avon Park, Polk	70
Citrus Springs, Citrus	70
Cutler Bay, Dade	69
Placida, Charlotte	69
Clarksville, Calhoun	68
Missing, Pinellas	67
Lake Hamilton, Polk	66
Panacea, Wakulla	66
Golden Beach, Dade	66
Altoona, Lake	66
Hollister, Putnam	66
Buena Ventura Lakes, Osceola	66
University Of Central Florida, Orange	64
Lutz, Pasco	64
Belleair Beach, Pinellas	63
Waldo, Alachua	63
Missing, Broward	62
Air Mail Facility, Dade	62
Brooker, Bradford	62
San Mateo, Putnam	61
Stock Island, Monroe	61
University Of South Florida, Hillsborough	60
Lamont, Jefferson	60
Dinsmore, Duval	60
Missing, St. Johns	59
Christmas, Orange	59
Baldwin, Duval	59
Palma Ceia, Hillsborough	58
The Villages, Marion	58
Hurlburt Field, Okaloosa	58
Ochopee, Collier	57
Bonita Beach, Lee	57
Paisley, Lake	57
Astor, Lake	57
Missing, Pasco	57
Inglis, Levy	57
Eatonville, Orange	57
Callaway, Bay	56

COVID-19: characteristics of 1,149,126 Florida resident cases

Data through Dec 16, 2020 verified as of Dec 17, 2020 at 09:25 AM

Data in this report are provisional and subject to change.

The table below includes the cities and counties of residence for cases in Florida residents based on the patient's ZIP Code. Note that city is not always received as part of the initial notification and may be missing while the case is being investigated.

City and county	Cases
Ponce Inlet, Volusia	56
Kendall, Dade	56
Barefoot Bay, Brevard	54
Bascom, Jackson	54
Crystal Beach, Pinellas	54
Bradenton Beach, Manatee	53
Lighthouse Point, Broward	53
Hampton, Bradford	53
Pinetta, Madison	52
Tierra Verde, Pinellas	52
Missing, Escambia	52
Harmony, Osceola	51
Greensboro, Gadsden	50
Welaka, Putnam	49
Rocky Point, Hillsborough	49
Canal Point, Palm Beach	48
Orlando, Brevard	48
Princeton, Dade	47
Ocean Ridge, Palm Beach	46
Lorida, Highlands	45
Florahome, Putnam	44
Florida Gulf Coast Univ, Lee	43
Georgetown, Putnam	43
Sunny Isles Beach, Dade	43
Fort Denaud, Hendry	42
Fruit Cove, St. Johns	42
Patrick Air Force Base, Brevard	42
Saint Pete Beach, Pinellas	42
Felda, Hendry	41
Orlando, Pinellas	41
Campbellton, Jackson	41
University Of Tampa, Hillsborough	40
Tyndall Air Force Base, Bay	40
Walnut Hill, Escambia	39
Destin, Walton	39
West Park, Broward	39
Manalapan, Palm Beach	38
Sewalls Point, Martin	38
Palm Beach Shores, Palm Beach	38
Yalaha, Lake	37
Boca Grande, Lee	36
North Venice, Sarasota	35
North Redington Beach, Pinellas	35
Orlando, Leon	35
Village Of Wellington, Palm Beach	34
Cinco Bayou, Okaloosa	34
Treasure Island, Pinellas	34
Flemington, Marion	34
Reunion, Osceola	34
Missing, Hernando	33
Ebro, Washington	32
Missing, Citrus	32
Cedar Key, Levy	32
Barry University, Dade	31
Saint Leo, Pasco	31
Dania Beach, Broward	31
Missing, Hillsborough	31
Anna Maria, Manatee	31
Kathleen, Polk	31

COVID-19: characteristics of 1,149,126 Florida resident cases

Data through Dec 16, 2020 verified as of Dec 17, 2020 at 09:25 AM

Data in this report are provisional and subject to change.

The table below includes the cities and counties of residence for cases in Florida residents based on the patient's ZIP Code. Note that city is not always received as part of the initial notification and may be missing while the case is being investigated.

City and county	Cases
Bellview, Escambia	30
Cudjoe Key, Monroe	30
Singer Island, Palm Beach	30
Aloma, Orange	30
Heathrow, Seminole	30
Lake Suzy, Desoto	30
Naranja, Dade	29
Eaton Park, Polk	29
Highland Beach, Palm Beach	29
Intercession City, Osceola	27
Miami, Unknown	27
Terra Ceia, Manatee	27
Ona, Hardee	27
Salt Springs, Marion	27
Missing, Nassau	26
Micco, Brevard	26
Miami Springs, Dade	26
Florida State, Leon	26
Bay Pines, Pinellas	26
South Miami Heights, Dade	25
Winter Garden, Lake	25
Waverly, Polk	25
Kinard, Calhoun	25
Jupiter, Martin	25
Palm Shores, Brevard	25
Enterprise, Volusia	25
Univ Of FI Student Dorms, Alachua	25
Missing, Seminole	25
Kenansville, Osceola	25
Northdale, Hillsborough	24
Gulf Breeze, Escambia	24
Orlando, Pasco	24
Labelle, Glades	24
Okahumpka, Lake	24
Hialeah Gardens, Dade	23
Missing, Clay	23
Missing, Lake	23
Orlando, Duval	23
Miromar Lakes, Lee	23
South Palm Beach, Palm Beach	23
Santa Fe, Alachua	22
Florida Dept Of Corrections, Union	22
Bonita Springs, Collier	22
University Of Central FI, Orange	22
Town N Country, Hillsborough	22
Bagdad, Santa Rosa	22
North Bay Village, Dade	21
Florida A And M University, Leon	21
Miami Shores, Dade	21
Pensacola Beach, Santa Rosa	21
Missing, Manatee	21
Missing, Martin	21
Highland City, Polk	21
Tioga, Alachua	21
Nocatee, Desoto	21
Fort Lauderdale, Dade	20
Penney Farms, Clay	20
Orlando, Marion	20
La Crosse, Alachua	19

COVID-19: characteristics of 1,149,126 Florida resident cases

Data through Dec 16, 2020 verified as of Dec 17, 2020 at 09:25 AM

Data in this report are provisional and subject to change.

The table below includes the cities and counties of residence for cases in Florida residents based on the patient's ZIP Code. Note that city is not always received as part of the initial notification and may be missing while the case is being investigated.

City and county	Cases
Ponte Vedra, Duval	19
Tice, Lee	19
Pasadena, Pinellas	19
Balm, Hillsborough	19
Key Colony Beach, Monroe	19
Missing, Sumter	19
Bayonet Point, Pasco	19
Lulu, Columbia	18
Stetson University, Volusia	18
Babcock Ranch, Lee	18
University Of Central Florida, Broward	18
Missing, Okaloosa	18
Florida International Univ, Dade	18
Tangerine, Orange	18
Hawthorne, Putnam	17
Orlando, Alachua	17
Sydney, Hillsborough	17
Green Acres, Palm Beach	17
Chokoloskee, Collier	17
Bonifay, Washington	17
Apopka, Lake	17
Goulds, Dade	17
Sun City, Hillsborough	17
Perdido Key, Escambia	16
Lacoochee, Pasco	16
Homosassa Springs, Citrus	16
City Of Westlake, Palm Beach	16
Mexico Beach, Bay	16
Siesta Key, Sarasota	16
Missing, Polk	16
West Panama City Beach, Bay	16
Hallandale Beach, Broward	16
Maitland, Volusia	15
Florence Villa, Polk	15
Missing, St. Lucie	15
Horseshoe Beach, Dixie	15
Palmdale, Glades	15
Branford, Lafayette	15
Dowling Park, Suwannee	15
City Of Sunrise, Broward	15
New Smyrna, Volusia	15
Village Of Palmetto Bay, Dade	15
Venus, Highlands	14
Sugarloaf Key, Monroe	14
Goodland, Collier	14
Orlando, Manatee	14
Ocoee, Lake	14
University Of Central Fl, Hillsborough	14
Saint Marks, Wakulla	14
Indian Lake Estates, Polk	14
Paxton, Walton	14
Yankeetown, Levy	14
Winter Park, Polk	14
Candler, Marion	14
Mango, Hillsborough	14
Missing, Indian River	14
Little Torch Key, Monroe	14
Cortez, Manatee	13
Orlando, Flagler	13

COVID-19: characteristics of 1,149,126 Florida resident cases

Data through Dec 16, 2020 verified as of Dec 17, 2020 at 09:25 AM

Data in this report are provisional and subject to change.

The table below includes the cities and counties of residence for cases in Florida residents based on the patient's ZIP Code. Note that city is not always received as part of the initial notification and may be missing while the case is being investigated.

City and county	Cases
Crystal Springs, Pasco	13
Loughman, Polk	13
Maitland, Polk	13
Champions Gate, Polk	13
Orlando, Lee	13
Tallevast, Manatee	13
Orange Lake, Marion	13
Village Wellington, Palm Beach	13
Mcintosh, Marion	13
Miami, Broward	12
Maitland, Osceola	12
Earleton, Alachua	12
Poinciana, Osceola	12
White Springs, Columbia	12
Caryville, Holmes	12
Bostwick, Putnam	12
Duette, Manatee	12
Homeland, Polk	12
Long Key, Monroe	12
Wewahitchka, Calhoun	12
Parker, Bay	12
Pembroke Park, Broward	12
Bradley, Polk	12
Zellwood, Lake	12
Ridge Manor, Pasco	11
Jensen Beach, St. Lucie	11
Hollywood, Dade	11
Fort Ogden, Desoto	11
Unknown, Dade	11
Plymouth, Orange	11
Wabasso, Indian River	11
Saint Johns, Duval	11
Hernando Beach, Hernando	11
Eloise, Polk	11
Mount Dora, Orange	11
Florida International University, Dade	10
Holder, Citrus	10
Greenville, Taylor	10
Gulf Stream, Palm Beach	10
Apopka, Volusia	10
Westchase, Hillsborough	10
Passport, Unknown	10
Gulf Hammock, Levy	10
Bonaventure, Broward	10
Rosemary Beach, Walton	10
Saint George Island, Franklin	10
Telogia, Liberty	10
Lake City, Suwannee	10
Sparr, Marion	10
Bayshore Gardens, Manatee	10
Graceville, Holmes	10
Jacksonville, Unknown	10
Buckingham, Lee	10
Laud-By-The-Sea, Broward	9
University Park, Manatee	9
Cottondale, Washington	9
Everglades City, Collier	9
Trilby, Pasco	9
Orlando, Okaloosa	9

COVID-19: characteristics of 1,149,126 Florida resident cases

Data through Dec 16, 2020 verified as of Dec 17, 2020 at 09:25 AM

Data in this report are provisional and subject to change.

The table below includes the cities and counties of residence for cases in Florida residents based on the patient's ZIP Code. Note that city is not always received as part of the initial notification and may be missing while the case is being investigated.

City and county	Cases
Long Boat Key, Manatee	9
Palma Sola, Manatee	9
Wausau, Washington	9
Woodville, Leon	9
Lamont, Madison	9
Gonzalez, Escambia	9
Steinhatchee, Dixie	9
Union Park, Orange	9
Graham, Bradford	9
Durant, Hillsborough	9
Orlando, Escambia	9
Leisure City, Dade	9
Laurel Hill, Walton	9
Perrine, Dade	8
Wahneta, Polk	8
Webster, Hernando	8
Indian River Shores, Indian River	8
Mexico Beach, Gulf	8
Orlando, St. Lucie	8
Shady Hills, Pasco	8
Rubonia, Manatee	8
Florida State Univ Admin, Leon	8
Westlake, Palm Beach	8
Murdock, Charlotte	8
Maitland, Hillsborough	8
Hialeah, Unknown	8
Lealman, Pinellas	8
Trenton, Levy	8
Lowell, Marion	8
Ferndale, Lake	8
Archer, Levy	8
Brooksville, Pasco	8
Pine Hills, Orange	8
Watersound, Walton	7
Golden Oak, Orange	7
Lake Como, Putnam	7
Saint Lucie West, St. Lucie	7
Quail Heights, Dade	7
Ramrod Key, Monroe	7
Orlando, Sarasota	7
Jerome, Collier	7
Maitland, Lake	7
Alturas, Polk	7
Forest City, Seminole	7
Nichols, Polk	7
N/A, Unknown	7
Evinston, Alachua	7
Fanning Springs, Gilchrist	7
West Delray Beach, Palm Beach	7
University Of Central FI, Martin	7
Port Saint John, Brevard	6
Lake Butler, Bradford	6
Mayport Naval Station, Duval	6
Dade City, Hernando	6
Mount Plymouth, Lake	6
Hillsboro Beach, Broward	6
Orlando, St. Johns	6
Orlando, Hernando	6
Suwannee, Dixie	6

COVID-19: characteristics of 1,149,126 Florida resident cases

Data through Dec 16, 2020 verified as of Dec 17, 2020 at 09:25 AM

Data in this report are provisional and subject to change.

The table below includes the cities and counties of residence for cases in Florida residents based on the patient's ZIP Code. Note that city is not always received as part of the initial notification and may be missing while the case is being investigated.

City and county	Cases
Virginia Gardens, Dade	6
Hutchinson Island, St. Lucie	6
Nalcrest, Polk	6
Maxville, Duval	6
Orchid, Indian River	6
Ozona, Pinellas	6
Pine Castle, Orange	6
Indian Creek Village, Dade	6
Lakeshore, Polk	6
Lakewood Ranch, Sarasota	6
Morriston, Marion	6
Missing, Holmes	6
Forest City, Orange	6
Missing, Columbia	6
Fort Charlotte, Charlotte	6
Ponce De Leon, Walton	6
Palm City, St. Lucie	6
Lake Monroe, Seminole	6
Ocoee, Osceola	6
Belleair Bluffs, Pinellas	6
Switzerland, St. Johns	6
Orlando, Charlotte	5
Winter Garden, Seminole	5
Pine Ridge, Citrus	5
White City, Gulf	5
Missing, Leon	5
Beverly Beach, Flagler	5
Choctaw Beach, Okaloosa	5
Niceville, Walton	5
Pass, Unknown	5
River Ranch, Polk	5
Stuart, St. Lucie	5
Winter Park, Broward	5
Redington Beach, Pinellas	5
Redington Shores, Pinellas	5
Westchester, Dade	5
Ebro, Bay	5
Deer Island, Lake	5
East Lake, Marion	5
Innovation, Pasco	5
Missing, Sarasota	5
Orlando, Highlands	5
Goldenrod, Seminole	5
Apopka, Broward	5
Longboat Key, Sarasota	5
Duck Key, Monroe	5
PSI, Unknown	5
Ybor City, Hillsborough	5
High Springs, Gilchrist	5
Windermere, Alachua	5
Orlando, Collier	5
Missing, Unknown	5
Missing, Putnam	5
Braden River, Manatee	5
Citrus Hills, Citrus	5
Basinger, Okeechobee	5
Eatonville, Polk	5
Missing, Bay	5
Roseland, Indian River	5

COVID-19: characteristics of 1,149,126 Florida resident cases

Data through Dec 16, 2020 verified as of Dec 17, 2020 at 09:25 AM

Data in this report are provisional and subject to change.

The table below includes the cities and counties of residence for cases in Florida residents based on the patient's ZIP Code. Note that city is not always received as part of the initial notification and may be missing while the case is being investigated.

City and county	Cases
Winter Garden, Osceola	5
Williston, Marion	4
Saint Augustine, Duval	4
Missing, Alachua	4
Missing, Monroe	4
Briny Breezes, Palm Beach	4
Alafaya, Broward	4
Elfers, Pasco	4
Fernandina, Nassau	4
International Service Center, Dade	4
Orlando, Citrus	4
Seacrest, Walton	4
Wakulla Springs, Wakulla	4
Miccosukee, Leon	4
Ft Pierce, St. Lucie	4
Cypress, Jackson	4
Pensacola, Unknown	4
Fort Lauderdale, Palm Beach	4
Kingsley Lake, Bradford	4
Miami Gardens, Unknown	4
Naples, Lee	4
Okeechobee, Osceola	4
Davenport, Osceola	4
Glen Ridge, Palm Beach	4
Sea Ranch Lakes, Broward	4
Grove City, Charlotte	4
Daytona Beach Shores, Volusia	4
Barberville, Volusia	4
Orlando, Bay	4
Valkaria, Brevard	4
Windermere, Leon	4
University Of Central Florida, Brevard	4
West Bradenton, Manatee	4
Putnam Hall, Putnam	4
Orlando, Columbia	4
Loxahatchee Groves, Palm Beach	4
Indian Shores, Pinellas	4
Live Oak, Madison	4
Aripeka, Pasco	4
Milton, Escambia	4
Maitland, Leon	4
Mayport, Duval	4
Inlet Beach, Bay	4
Johns Pass Village, Pinellas	4
Kissimmee, Orange	4
Orlando, Santa Rosa	4
Shady Grove, Taylor	4
Sunny Hills, Washington	3
Tampa, Pinellas	3
Winter Park, Alachua	3
Winter Park, Leon	3
Winter Park, Osceola	3
Worthington Springs, Union	3
Orlando, Union	3
Jacksonville, Clay	3
Grandin, Putnam	3
Apopka, Dade	3
Miami Gardens, Broward	3
Lynbrook, Broward	3

COVID-19: characteristics of 1,149,126 Florida resident cases

Data through Dec 16, 2020 verified as of Dec 17, 2020 at 09:25 AM

Data in this report are provisional and subject to change.

The table below includes the cities and counties of residence for cases in Florida residents based on the patient's ZIP Code. Note that city is not always received as part of the initial notification and may be missing while the case is being investigated.

City and county	Cases
Fairfield, Marion	3
Hallandale Beach, Unknown	3
Blountstown, Liberty	3
Captiva, Lee	3
Deerfield Beach, Palm Beach	3
Orlando, Indian River	3
Orlando, Martin	3
Saint Augustine Beach, St. Johns	3
Village Of Golf, Palm Beach	3
Windermere, Seminole	3
Port Salerno, Martin	3
Winter Garden, Polk	3
Eglin, Okaloosa	3
Margate, Unknown	3
Melrose, Bradford	3
Maitland, Pasco	3
Pp, Unknown	3
Wildlight, Nassau	3
University Of Central Florida, Palm Beach	3
University Of Central Florida, Pinellas	3
Winter Park, Lake	3
Labelle, Lee	3
Apopka, Osceola	3
Brewton, Escambia	3
Missing, Highlands	3
Ocoee, Broward	3
Missing, Taylor	3
Orlando, Jackson	3
North Fort Myers, Charlotte	3
Kissimmee, Unknown	3
Jacksonville Naval Air Station, Duval	3
Chicago, Lee	3
Clewiston, Palm Beach	3
Conch Key, Monroe	3
Branford, Gilchrist	3
Bayou George, Bay	3
San Carlos Park, Lee	3
Pensacola Beach, Escambia	3
Sugarloaf, Monroe	3
Westville, Walton	3
Winter Garden, Leon	3
Clarcona, Orange	3
Orlando, Nassau	3
Lamont, Taylor	3
Lloyd, Jefferson	3
Los Angeles, Dade	3
Winter Park, Brevard	3
Windermere, Palm Beach	3
San Fernando, Unknown	3
Pompano Beach, Palm Beach	3
Salem, Taylor	3
Vernon, Bay	3
Orange Springs, Marion	3
Oneco, Manatee	3
Indian Rock Beach, Pinellas	3
Inglis, Citrus	3
Hollywood, Unknown	3
Monticello, Madison	3
Mayport Naval Housing, Duval	3

COVID-19: characteristics of 1,149,126 Florida resident cases

Data through Dec 16, 2020 verified as of Dec 17, 2020 at 09:25 AM

Data in this report are provisional and subject to change.

The table below includes the cities and counties of residence for cases in Florida residents based on the patient's ZIP Code. Note that city is not always received as part of the initial notification and may be missing while the case is being investigated.

City and county	Cases
Fpo, Duval	3
Fernandina Beach, Duval	3
Cypress Gardens, Polk	3
Crescent Beach, Sarasota	3
Bella Collina, Lake	3
Apopka, Hillsborough	3
El Jobean, Charlotte	3
Grant Valkaria, Brevard	3
Mims, Volusia	3
Nobleton, Hernando	3
Orange Park, Duval	3
Julington Creek, St. Johns	3
Point Washington, Walton	3
Seacrest, Bay	3
University Of Central Fl, Seminole	3
Vero Beach, St. Lucie	3
Venice, Dade	2
Windermere, Hillsborough	2
Winter Park, Collier	2
Winter Park, Duval	2
Winter Park, Hillsborough	2
Winter Park, Volusia	2
Sand Lake, Orange	2
University Of Central Fl, Broward	2
Jupiter Island, Martin	2
Labelle, Collier	2
Lauderhill, Unknown	2
Jonesville, Alachua	2
Miami, Martin	2
Long Beach, Orange	2
Maitland, Palm Beach	2
Okeechobee, Highlands	2
North Port, Charlotte	2
Ocean Reef Club, Monroe	2
New Port Richey, Hillsborough	2
Miramar, Unknown	2
Missing, Washington	2
Alford, Washington	2
Apopka, Duval	2
Bowling Green, Polk	2
Dade City, Unknown	2
Day, Lafayette	2
Crestview, Walton	2
Cross Key, Monroe	2
Green Cove Springs, Duval	2
Marysville, Dade	2
Oakland Park, Unknown	2
Tampa, Broward	2
Sunrise, Unknown	2
Samoset, Manatee	2
Seguin, Unknown	2
Land O Lakes, Hillsborough	2
Keystone Heights, Bradford	2
Ocoee, Leon	2
Milligan, Okaloosa	2
Copeland, Collier	2
Cross City, Taylor	2
Carl Fisher, Dade	2
Glenwood, Volusia	2

COVID-19: characteristics of 1,149,126 Florida resident cases

Data through Dec 16, 2020 verified as of Dec 17, 2020 at 09:25 AM

Data in this report are provisional and subject to change.

The table below includes the cities and counties of residence for cases in Florida residents based on the patient's ZIP Code. Note that city is not always received as part of the initial notification and may be missing while the case is being investigated.

City and county	Cases
Fort Lauderdale, Alachua	2
Saint Marys, Nassau	2
Windermere, Lake	2
Winter Park, Highlands	2
Wacissa, Jefferson	2
Pompano Beach, Unknown	2
Sebring, Desoto	2
Tampa, Hernando	2
University Of Central Florida, Lee	2
Umatilla, Marion	2
Wauchula, Desoto	2
Vero Beach, Unknown	2
Yeehaw, Okeechobee	2
Winter Park, Dade	2
000000, Unknown	2
Babcock Ranch, Charlotte	2
Boynton Beach, Broward	2
Cape Haze, Charlotte	2
Bristol, Calhoun	2
Jacksonville Naval Hospital, Duval	2
Longview, Dade	2
Jacksonville, Nassau	2
Melrose, Clay	2
Mesa, Unknown	2
Okeechobee, Lake	2
Newberry, Gilchrist	2
Miramar, Dade	2
Missing, Osceola	2
Ormond Beach, Flagler	2
Panama City, Unknown	2
Missing, Walton	2
Moore Haven, Hendry	2
Missing, Hendry	2
Lanark Village, Franklin	2
Otter Creek, Levy	2
Orlando, Holmes	2
Orlando, Sumter	2
Cassadaga, Volusia	2
Lake Harbor, Palm Beach	2
Fort Walton Beach, Walton	2
Dunnellon, Levy	2
Woodside, Broward	2
Windermere, Polk	2
Winter Garden, Brevard	2
Portland, Unknown	2
Pp, Dade	2
Scottsmoor, Brevard	2
University Of Central Fl, Dade	2
University Of Central Fl, Osceola	2
Lockhart, Seminole	2
Madison, Unknown	2
Hialeah, Broward	2
Jacksonville, Dade	2
Florida Power & Light Co, Dade	2
Gibsonia, Polk	2
Alys Beach, Bay	2
Amelia City, Nassau	2
Alligator Point, Wakulla	2
Citrus Ridge, Indian River	2

COVID-19: characteristics of 1,149,126 Florida resident cases

Data through Dec 16, 2020 verified as of Dec 17, 2020 at 09:25 AM

Data in this report are provisional and subject to change.

The table below includes the cities and counties of residence for cases in Florida residents based on the patient's ZIP Code. Note that city is not always received as part of the initial notification and may be missing while the case is being investigated.

City and county	Cases
Ocean Breeze, Martin	2
Pass, Dade	2
Tangerine, Lake	2
Winter Garden, Hillsborough	2
Winter Garden, Broward	2
Winter Garden, Dade	2
Windermere, Osceola	2
Upper Key Largo, Monroe	2
Winter Park, St. Johns	2
Seven Springs, Pasco	2
Saint Augusaintine Beach, St. Johns	2
Port Charlotte, Unknown	2
Punta Gorda, Lee	2
Port Saint Lucie, Martin	2
Orlando, Unknown	2
Coconut Creek, Unknown	2
Crawfordville, Leon	2
Cross Creek, Alachua	2
Alligator Point, Franklin	2
Immokalee, Lee	2
Eatonville, Lake	2
Eau Gallie, Brevard	2
Fort Lauderdale, Unknown	2
Miami, Palm Beach	2
None, Dade	2
Los Angeles, Okaloosa	2
Lutz, Pinellas	2
Lake Geneva, Clay	2
Lawtey, Union	2
Lakeland, Hillsborough	2
Apopka, Flagler	2
Apopka, Marion	2
Apopka, Sarasota	2
Bonifay, Jackson	2
Clermont, Polk	2
Fort Pierce, Martin	2
Lake Buena Vista, Orange	2
Laurel, Sarasota	2
Lecanto, Marion	2
Ludlam, Dade	2
Oklawaha, Marion	2
Olustee, Baker	2
Ocoee, Duval	2
West Palm Beach, Dade	2
Tarpon Springs, Pasco	2
Weston, Dade	1
Wheaton, Lee	1
Wesley Chapel, Alachua	1
Tewksbury, Orange	1
University Of Central Florida, Monroe	1
Tangerine, Seminole	1
Tampa Palms, Hillsborough	1
Soldotna, Broward	1
South Burlington, Orange	1
Steinhatchee, Madison	1
Ocoee, Lee	1
Ocoee, Volusia	1
Okeechobee, St. Lucie	1
Opalocka, Dade	1

COVID-19: characteristics of 1,149,126 Florida resident cases

Data through Dec 16, 2020 verified as of Dec 17, 2020 at 09:25 AM

Data in this report are provisional and subject to change.

The table below includes the cities and counties of residence for cases in Florida residents based on the patient's ZIP Code. Note that city is not always received as part of the initial notification and may be missing while the case is being investigated.

City and county	Cases
Palm Coast, Duval	1
Orlando, Hendry	1
Orlando, Levy	1
Pineland, Lee	1
Saint Johns, Orange	1
San Antonio, Sarasota	1
San Antonio, Unknown	1
Sanford, Volusia	1
Perry, Leon	1
Palm Springs North, Dade	1
Provincetown, Collier	1
Magnolia Square, Osceola	1
Maitland, Alachua	1
Lemoyne, Manatee	1
Lawrence Township, Palm Beach	1
Melrose, Alachua	1
Miamf, Dade	1
Miami G, Dade	1
Miami, Collier	1
Marianna, Calhoun	1
Oakland, Lake	1
Oakland, Leon	1
Naples, Orange	1
New Richmond, Volusia	1
Lake Placid, Alachua	1
Las Vegas, Orange	1
Kingsland, Duval	1
Kissimmee, Brevard	1
Greenville, Jefferson	1
Gotha, Leon	1
Gilmer, Dade	1
Holt, Santa Rosa	1
Haverford, Hillsborough	1
Hispanic, St. Lucie	1
Estero, Collier	1
Fanning Springs, Levy	1
Cumberland, Palm Beach	1
Dade City, Hillsborough	1
Crestview, Holmes	1
Columbus, Brevard	1
Cookeville, Seminole	1
Dallas, Lee	1
De Leon Springs, Putnam	1
Deland, Lake	1
Deland, Polk	1
Doctors Inlet, Clay	1
Clear Brook, Lee	1
Clermont, Orange	1
Boca Raton, Unknown	1
Bohealia, Lee	1
Blowing Rock, Polk	1
Carol Stream, Orange	1
Charlotte, Pasco	1
Apopka, St. Lucie	1
Belle Isle, Polk	1
Apopka, Manatee	1
99, Unknown	1
Alanson, Bay	1
Aollywoss, Dade	1

COVID-19: characteristics of 1,149,126 Florida resident cases

Data through Dec 16, 2020 verified as of Dec 17, 2020 at 09:25 AM

Data in this report are provisional and subject to change.

The table below includes the cities and counties of residence for cases in Florida residents based on the patient's ZIP Code. Note that city is not always received as part of the initial notification and may be missing while the case is being investigated.

City and county	Cases
Lewisburg, Pasco	1
Jerusalem, St. Johns	1
La Grange, Dade	1
Lake City, Hamilton	1
Maitland, Dade	1
Marshall, Dade	1
Louisville, Manatee	1
Los Angeles Ca, Unknown	1
Littleton, Dade	1
Navarre, Okaloosa	1
Newark, Broward	1
Newburgh, Bay	1
Okeechobee, Glades	1
Oooooo, Unknown	1
North Pole, Seminole	1
North Port, Lee	1
Miami, Hillsborough	1
Middlesburg, Duval	1
Mount Pleasant, Gadsden	1
Missing, Hardee	1
Missing, Jackson	1
Gotha, Palm Beach	1
Fort Myers, Unknown	1
Fort Pierce, Unknown	1
Edgewood, Osceola	1
Eatonville, Osceola	1
Homeless, Polk	1
Homosassa, Hernando	1
Harrison, Pinellas	1
Granada Hills, Broward	1
Hailandale, Unknown	1
Hialeah, Bay	1
Anaheim, Unknown	1
Alafaya, Palm Beach	1
Athens, Duval	1
Bogota, Orange	1
Bronx, Palm Beach	1
Blountstown, Jackson	1
Belle Isle, Dade	1
Cypress, Leon	1
Deland, St. Lucie	1
Deltona, Orange	1
Clermont, Osceola	1
Clewiston, Glades	1
Cartersville, Unknown	1
Orlando, Washington	1
Orem, Broward	1
Peoria, Unknown	1
Pacifica, Dade	1
Palm Coast, Polk	1
Palm Coast, Volusia	1
Parker, Dade	1
Port Everglades, Broward	1
Saint Johns, Unknown	1
Rye, Duval	1
Rex, Duval	1
Seybold, Dade	1
Saint Petersburg, Hillsborough	1
Saint Petersburg, St. Lucie	1

COVID-19: characteristics of 1,149,126 Florida resident cases

Data through Dec 16, 2020 verified as of Dec 17, 2020 at 09:25 AM

Data in this report are provisional and subject to change.

The table below includes the cities and counties of residence for cases in Florida residents based on the patient's ZIP Code. Note that city is not always received as part of the initial notification and may be missing while the case is being investigated.

City and county	Cases
Saxis, Lee	1
Sebring, Lee	1
Sun City Center, Hardee	1
Tallahassee, Duval	1
Tampa, Palm Beach	1
Spring Hill , Hernando	1
Starke, Clay	1
Stone Mountain, Palm Beach	1
Washington, Unknown	1
Wekiva Springs, Seminole	1
West Villages, Sarasota	1
Wichita, Volusia	1
Windermere, Broward	1
University Of Central Fl, Clay	1
Tulsa, Orange	1
Winter Park, Calhoun	1
Winter Park, Indian River	1
Winter Park, Lee	1
Windermere, Pasco	1
Winter Garden, Pinellas	1
Zolfo Springs, Polk	1
Westerville, Hillsborough	1
Winderemere, Orange	1
Windermere, Dade	1
Winston Salem, Unknown	1
Wilbur By The Sea, Volusia	1
Willowbrook, Lee	1
University Of Central Florida, Hillsborough	1
Wellington, Unknown	1
University Of Central Fl, Pasco	1
Vero Beach, Brevard	1
Village Of Palm Springs, Palm Beach	1
Webster, Pasco	1
Steinhatchee, Alachua	1
Tampa, Manatee	1
Pompano Beach, Alachua	1
Pine Hills, Broward	1
Orem, Sarasota	1
Palm City, Unknown	1
Oviedo, Leon	1
Porter Ranch, Dade	1
Raiford, Bradford	1
Port Saint Lucie, Broward	1
Port Saint Lucie, Indian River	1
Riverview, Manatee	1
Russellville, Hillsborough	1
Saint Augustine, Okaloosa	1
Saint Teresa, Wakulla	1
San Diego, Unknown	1
Woodland Hills, Brevard	1
Chipley, Holmes	1
Chipley, Jackson	1
Colorado Springs, Unknown	1
Conifer, Lee	1
Coco River, Collier	1
Bryn Mawr, Palm Beach	1
Camden Wyoming, Duval	1
Chattanooga, Dade	1
Alva, Collier	1

COVID-19: characteristics of 1,149,126 Florida resident cases

Data through Dec 16, 2020 verified as of Dec 17, 2020 at 09:25 AM

Data in this report are provisional and subject to change.

The table below includes the cities and counties of residence for cases in Florida residents based on the patient's ZIP Code. Note that city is not always received as part of the initial notification and may be missing while the case is being investigated.

City and county	Cases
333, Unknown	1
Alafaya, Volusia	1
Allentown, Putnam	1
Amelia Village, Nassau	1
Apple Creek, Citrus	1
Azalea Park, Osceola	1
Fortlauderdale, Unknown	1
Ft Pierce, Unknown	1
Garland, Orange	1
Everett, Dade	1
Fort Denaud, Glades	1
Fl State Lot, Leon	1
El Paso, Unknown	1
Eatonville, Seminole	1
Destin, Unknown	1
Jeffersonville, Broward	1
Lauderdale Hill, Unknown	1
Lake Mary, Lake	1
Lake Worth, Broward	1
Hickory, Lee	1
Highland Park, Polk	1
Hallandate Ben, Unknown	1
Homeless, Dade	1
Longwood, Orange	1
Live Oak, Columbia	1
Miamii, Dade	1
Miamt, Dade	1
Mid Florida, Seminole	1
Middleburg, Duval	1
N/A, Duval	1
Naples, Alachua	1
Old Town, Gilchrist	1
Ocoee, Hillsborough	1
Ocala, Unknown	1
University Of Central Fl, St. Johns	1
University Of Central Florida, Dade	1
Tinley Park, Lee	1
Sumatra, Liberty	1
Springhill, Unknown	1
Telluride, Lee	1
South Otselic, Dade	1
Saint Petersburg, Dade	1
San Juan, Osceola	1
San Pedro Sula, Dade	1
Richmond Heights, Dade	1
Rochester, Lee	1
Rosemary Beach, Bay	1
Winter Garden, Sumter	1
Wimauma, Manatee	1
Windermere, Lee	1
Unknown, Orange	1
Wayne, Dade	1
West Simsbury, Collier	1
Fdsf, Unknown	1
Fwb, Unknown	1
Gastonia, Polk	1
Knoxville, Duval	1
Green, Clay	1
Gulf Shores, Escambia	1

COVID-19: characteristics of 1,149,126 Florida resident cases

Data through Dec 16, 2020 verified as of Dec 17, 2020 at 09:25 AM

Data in this report are provisional and subject to change.

The table below includes the cities and counties of residence for cases in Florida residents based on the patient's ZIP Code. Note that city is not always received as part of the initial notification and may be missing while the case is being investigated.

City and county	Cases
Havanna, Gadsden	1
Hialeah Lakes, Dade	1
Hilliard, Dade	1
Hollywood, Leon	1
Holt, Unknown	1
Humble, Broward	1
Bryn Mawr, Collier	1
Apopka, Palm Beach	1
Aspen, Palm Beach	1
Azalea Park, Sarasota	1
Bartow, Unknown	1
Boca Rotan, Unknown	1
Clermont, Unknown	1
Duke Field Air Force Station, Okaloosa	1
Deltona , Volusia	1
Columbia, Orange	1
Coral Springs, Unknown	1
Cornelius, Leon	1
Crestview, Dade	1
Dade City, Polk	1
Dania, Unknown	1
Darien, Pasco	1
Opa Locka, Unknown	1
Ocoee, Polk	1
New Vernon, Sarasota	1
New York, Broward	1
Oakland, Broward	1
Oakland, Manatee	1
Pensacola, Santa Rosa	1
Plant City, Pinellas	1
Plantation, Unknown	1
Ponce, Orange	1
Port Charlotte Fl, Unknown	1
Lakewood, Unknown	1
Los Angeles, Polk	1
Maitland, Unknown	1
Melbourne, Orange	1
Miami Beach, Palm Beach	1
Miami Granders, Dade	1
Minneapolis, Broward	1
Missing, Charlotte	1
Myakka, Duval	1
Naples, Broward	1
Naugatuck, Lee	1
Pembroke Pines, Dade	1
Pensacola, Sumter	1
Perth Amboy, Hillsborough	1
Paducah, Manatee	1
Oldsrav, Manatee	1
Middletown, Osceola	1
Monroe, Hillsborough	1
North Laud, Unknown	1
Macclenny, Duval	1
Mayaguez, Dade	1
Longwood, Broward	1
Lucedale, St. Lucie	1
Interlachen, Duval	1
Hialeahgardens, Dade	1
Hosford, Calhoun	1

COVID-19: characteristics of 1,149,126 Florida resident cases

Data through Dec 16, 2020 verified as of Dec 17, 2020 at 09:25 AM

Data in this report are provisional and subject to change.

The table below includes the cities and counties of residence for cases in Florida residents based on the patient's ZIP Code. Note that city is not always received as part of the initial notification and may be missing while the case is being investigated.

City and county	Cases
Bronson, Alachua	1
Brooker, Alachua	1
Bonita, Lee	1
Brandon, Pinellas	1
Baker, Santa Rosa	1
Alva, Escambia	1
Arcadia, Highlands	1
Armstrong, St. Johns	1
Atl, Brevard	1
Belmont, Santa Rosa	1
Blountstown, Broward	1
Belle Isle, Duval	1
Cincinnati, Dade	1
Circle Pines, St. Lucie	1
Champions Gate, Osceola	1
Dracut, Orange	1
Davie, Unknown	1
Dayton, Orange	1
Gibson, Unknown	1
Greenbrier, Bay	1
Floral, Okaloosa	1
Edgewood, Broward	1
Wtixrat, Dade	1
Windermere, Volusia	1
Ventura, Orange	1
Westlake Village, Unknown	1
Watersound, Bay	1
Trenton, Dixie	1
Unknown, Unknown	1
Unk, Duval	1
Sunrise, Dade	1
Tallahassee, Madison	1
Toms River, Lee	1
Tourist, Dade	1
Sharpes, Brevard	1
Sorrento, Orange	1
Summerfield, Unknown	1
Powell, Lee	1
Puerto Rico, Unknown	1
Randolph, Orange	1
Sanford, Orange	1
Saint Petersburg, Charlotte	1
Saint Lucie Village, St. Lucie	1
Waipahu, Santa Rosa	1
Ward, Polk	1
Wellborn, Columbia	1
Venetian Islands, Dade	1
Syracuse, Polk	1
Tallahassee, Dade	1
Tamarac, Dade	1
Tampa, Unknown	1
Tarpon Springs, Unknown	1
Tavares, Orange	1
Town Of Nocatee, St. Johns	1
University Of Central Fl, Pinellas	1
Unkn, Duval	1
Unknown, Volusia	1
Woodbine, Nassau	1
Winter Garden, Duval	1

COVID-19: characteristics of 1,149,126 Florida resident cases

Data through Dec 16, 2020 verified as of Dec 17, 2020 at 09:25 AM

Data in this report are provisional and subject to change.

The table below includes the cities and counties of residence for cases in Florida residents based on the patient's ZIP Code. Note that city is not always received as part of the initial notification and may be missing while the case is being investigated.

City and county	Cases
West Yarmouth, St. Lucie	1
Winter Garden, Marion	1
Winter Park, Citrus	1
Winter Park, Hendry	1
Suitland, Volusia	1
Shirley, Flagler	1
Seminole, Leon	1
Russellville, Bay	1
Saint Joseph, Volusia	1
San Antonio, Orange	1
Piasa, Putnam	1
Pass-A-Grille Beach, Pinellas	1
Pembroke Lakes, Broward	1
Port Saint Lucie, Palm Beach	1
Prattville, Hillsborough	1
Prestonsburg, Bay	1
Quincy, Jackson	1
Rapid City, Broward	1
Red Bay, Holmes	1
Fort Lauderdale, Leon	1
Fort White, Clay	1
Far Rockaway, Dade	1
Downingtown, Hillsborough	1
Deer Park, Dade	1
Deerfield Beach, Unknown	1
Deland, Seminole	1
Greensburg, Palm Beach	1
Hiawassee, Osceola	1
Hernando, Marion	1
Hialeah, Collier	1
Garden City, Alachua	1
Gaylord, Orange	1
Gurabo, Osceola	1
Haines Creek, Lake	1
Hallandale, Unknown	1
Carmel, Orange	1
Caracas, Dade	1
Brandon, Unknown	1
Brooklyn, Dade	1
Brooklyn, Lee	1
Dallas, Hernando	1
Coconut Ck, Unknown	1
Chicago, Unknown	1
Apopka, Brevard	1
Apopka, Clay	1
Apopka, Polk	1
Asheville, Highlands	1
Astoria, Broward	1
Bartow, Hardee	1
Boca Raton, Broward	1
Belle Isle, Osceola	1
Bel Air, Collier	1
Alachua, Duval	1
Alpharetta, Broward	1
Monroe Township, Palm Beach	1
Moore Haven, Okeechobee	1
Morrisville, Unknown	1
Milford, Lee	1
Micanopy, Marion	1

COVID-19: characteristics of 1,149,126 Florida resident cases

Data through Dec 16, 2020 verified as of Dec 17, 2020 at 09:25 AM

Data in this report are provisional and subject to change.

The table below includes the cities and counties of residence for cases in Florida residents based on the patient's ZIP Code. Note that city is not always received as part of the initial notification and may be missing while the case is being investigated.

City and county	Cases
Mckinney, Broward	1
Miamc, Dade	1
North Palm Beach, Orange	1
Northport, Sarasota	1
Oakland, Lee	1
Orlando, Putnam	1
Orlo Vista, Orange	1
Other, Dade	1
Kingsland, Nassau	1
Lake Butler, Alachua	1
Lakeland, Unknown	1
Knoxville, Bay	1
Las Vegas, Palm Beach	1
Ldhl, Broward	1
Hoclywsod, Dade	1
Homeless, Hillsborough	1
Homeless, Monroe	1
Homeless, Pinellas	1
Indian Rocks Beach, Duval	1
Key West, Duval	1
Irvine, Marion	1
Jefferson, Dade	1
Jonesboro, Leon	1
Jupiter, Dade	1
Jupiter, St. Lucie	1
Kenilworth, Leon	1
San Marcos, Unknown	1
Sarasota, Unknown	1
Saint Petersburg, Bay	1
Pooler, Broward	1
Port Canaveral, Brevard	1
Surprise, Unknown	1
St Cloud, Orange	1
Syracuse, Unknown	1
Vernon, Walton	1
Unknown, Manatee	1
Venezuela, Unknown	1
University Of Central Florida, Duval	1
Twentynine Palms, Broward	1
North Porte, Unknown	1
Notrealville, Polk	1
Ocoee, Manatee	1
Okeechobi, Unknown	1
Orlando, Gadsden	1
Orem, Dade	1
Orlando, Clay	1
Orlando, Walton	1
Oviedo, Lake	1
Panomo City, Bay	1
Pensacola, Dade	1
Plantation Key, Monroe	1
Plantation, Leon	1
Ridgewood, Lee	1
Roseville, Broward	1
Winfield, Hillsborough	1
Winter Garden, Lee	1
Winter Garden, Unknown	1
Winter Park, Bay	1
Whippany, Volusia	1

COVID-19: characteristics of 1,149,126 Florida resident cases

Data through Dec 16, 2020 verified as of Dec 17, 2020 at 09:25 AM

Data in this report are provisional and subject to change.

The table below includes the cities and counties of residence for cases in Florida residents based on the patient's ZIP Code. Note that city is not always received as part of the initial notification and may be missing while the case is being investigated.

City and county	Cases
Xifamk, Dade	1
Metter, Manatee	1
Miami Dade, Unknown	1
Miamksaohes, Dade	1
Missing, Lafayette	1
North Brunswick, St. Lucie	1
North Lauderdale, Unknown	1
Monument, Broward	1
Mokena, Lee	1
Mulberry, Hillsborough	1
Morrisville, Palm Beach	1
Jupiter Inlet, Palm Beach	1
Land O Lakes, Unknown	1
Landolakes, Unknown	1
Lawton, Okaloosa	1
Lima, Volusia	1
Key West, Palm Beach	1
Kilgore, Dade	1
Lutz, Unknown	1
Macclenny, Dixie	1
Madison, Jefferson	1
Irmo, Unknown	1
Island Grove, Alachua	1
Jacksonville, Baker	1
Greensboro, Leon	1
Glen Cove, Unknown	1
Glen Saint Mary, Duval	1
Gainesville, Levy	1
Fleming Island, Duval	1
Crystal River, Marion	1
Deerfield Beach, Polk	1
Defuniak Springs, Okaloosa	1
Eatonville, Hillsborough	1
Callahan, Duval	1
Bradenton, Lee	1
Bogota, Unknown	1
Crestview, Broward	1
Cape San Blas, Gulf	1
Clarcona, Seminole	1
Clearwater, Leon	1
Alafaya, Pinellas	1
Apopka, Leon	1
Atlanta, Walton	1
Attalla, Broward	1
Azalea Park, Lake	1
Azalea Park, Polk	1
Boys Ranch, Suwannee	1
Celebration, Orange	1
Coal City, Pasco	1
Delray Beach, Broward	1
Apo, Collier	1
Addison, Pasco	1
Alafaya, Dade	1
Arabi, Orange	1
At Large, Broward	1
Austin, Dade	1
Azalea Park, Broward	1
Belle Isle, Seminole	1
Apopka, Alachua	1

COVID-19: characteristics of 1,149,126 Florida resident cases

Data through Dec 16, 2020 verified as of Dec 17, 2020 at 09:25 AM

Data in this report are provisional and subject to change.

The table below includes the cities and counties of residence for cases in Florida residents based on the patient's ZIP Code. Note that city is not always received as part of the initial notification and may be missing while the case is being investigated.

City and county	Cases
Apopka, Citrus	1
Big Torch Key, Monroe	1
Black, Holmes	1
Boca Raton, Lee	1
Bonifay, Unknown	1
Fort Worth, Broward	1
Franklin, Orange	1
Gainesville, Santa Rosa	1
East Rockland Key, Monroe	1
Crescent City, Marion	1
Crestview, Unknown	1
Fort Lauderdale, Lee	1
Fort Pierce, Brevard	1
High Springs, Columbia	1
Hoover, Broward	1
Gwynn Oak, Polk	1
Indianapolis, Lee	1
Jena, Taylor	1
Missing, Desoto	1
Missing, Flagler	1
Newaygo, Charlotte	1
Na, Dade	1
Naples, Leon	1
Pine Hills, Polk	1
Pensacola Naval Hospital, Escambia	1
Painted Post, Pasco	1
Palatka, Marion	1
Panama City Beach , Bay	1
Mattoon, Lee	1
Milford, Bay	1
Littleton, St. Johns	1
Los Angeles, Orange	1
Marianna, Washington	1
Mary Esther, Hillsborough	1
Lake Worth, Unknown	1
Land, Unknown	1
Lecanto, Palm Beach	1
Lake In The Hills, Broward	1
Jupiter, Pinellas	1
Kansas City, Palm Beach	1
Surfside Beach, Orange	1
Tavares, Unknown	1
Temple, Palm Beach	1
Sun City Center, Lee	1
St Peterburg, Orange	1
Stiamk, Dade	1
Scottsdale, Brevard	1
Pompano Beach, Dade	1
Pompano Beach, Osceola	1
Port Charlotte, Lee	1
Port Richey, Unknown	1
Port Saint Lucie, Marion	1
Port St Luice, Unknown	1
Port St. Lucie, St. Lucie	1
Rivera Beach, Unknown	1
Saint Petersburg, Duval	1
Roswell, Bay	1
Ruskin, Manatee	1
Winter Springs, Orange	1

COVID-19: characteristics of 1,149,126 Florida resident cases

Data through Dec 16, 2020 verified as of Dec 17, 2020 at 09:25 AM

Data in this report are provisional and subject to change.

The table below includes the cities and counties of residence for cases in Florida residents based on the patient's ZIP Code. Note that city is not always received as part of the initial notification and may be missing while the case is being investigated.

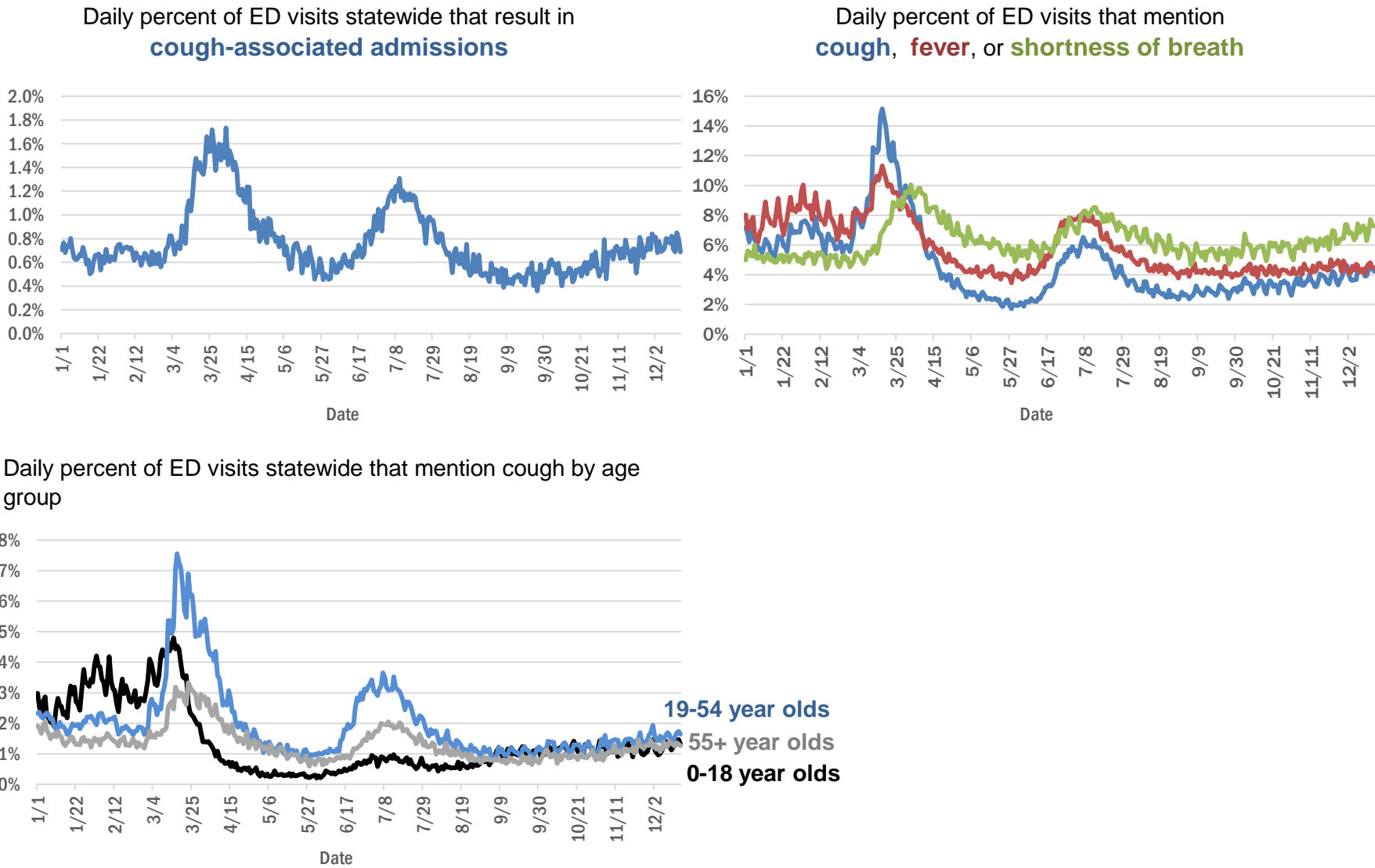
City and county	Cases
Youngstown, Washington	1
Zellwood, Brevard	1
Zellwood, Osceola	1
Winter Park, Manatee	1
Winter Park, Palm Beach	1
Winter Park, Pinellas	1
Winnetka, Dade	1
Unknown, Duval	1
West Hollywood, Broward	1
Weston, Unknown	1
Wildwood, Lee	1
West Palm Beach, Unknown	1
Total	1,149,126

COVID-19: additional surveillance information

Data through Dec 16, 2020 verified as of Dec 17, 2020 at 09:25 AM

Data in this report are provisional and subject to change.

Statewide emergency department (ED) chief complaint and admission data



The Electronic Surveillance System for the Early Notification of Community-Based Epidemics (ESSENCE-FL) includes chief complaint data from 211 of 211 Florida EDs. Data are transmitted electronically to ESSENCE-FL daily or hourly.

COVID-19: testing by laboratory

Data through Dec 16, 2020 verified as of Dec 17, 2020 at 09:25 AM

Data in this report are provisional and subject to change.

The numbers in the table below represent the number of Florida and non-Florida residents for whom test results were received by the Department of Health. A person can be tested by more than one laboratory and can have both positive and negative results. **Therefore, the sum of the numbers in each column will be larger than the total number of people tested.**

Reporting lab	Inconclusive	Negative	Positive	Percent positive	Total
LABORATORY CORPORATION OF AMERICA	2,070	1,296,205	162,423	11%	1,460,698
QUEST DIAGNOSTICS	9,588	1,157,595	161,332	12%	1,328,515
CURATIVE LABS	8,458	852,174	105,789	11%	966,421
BIO REFERENCE LABORATORIES, INC	7,252	753,431	137,125	15%	897,808
GENETWORX	661	390,604	32,931	8%	424,196
REALTOX LABS LLC	3,915	352,571	56,346	14%	412,832
HELIX	3,582	299,899	43,927	13%	347,408
EAST FLORIDA STATE COLLEGE - BREVARD		212,891	26,987	11%	239,878
RCA LABORATORY SERVICES, LLC		199,556	14,698	7%	214,254
NOMI HEALTH LAB SERVICES		172,658	19,509	10%	192,167
IMPACT HEALTH BIOMETRIC TESTING, INC	866	158,041	16,258	9%	175,165
ELABNETWORK	1,058	132,092	10,936	8%	144,086
MAKO GENOMICS	5,915	115,624	19,160	14%	140,699
BPHL-JACKSONVILLE	18	117,704	18,731	14%	136,453
NORTHWEST LABORATORY	246	120,953	6,468	5%	127,667
MAYO CLINIC LABORATORIES	283	111,610	12,169	10%	124,062
ADVENTHEALTH LAB	99	105,933	10,774	9%	116,806
ADVENT HEALTH LAB	112	101,260	13,957	12%	115,329
MEDICAL DIAGNOSTIC LABORATORIES	968	97,725	13,992	12%	112,685
BAYCARE LABORATORIES LLC	469	102,581	8,761	8%	111,811
REAL DIAGNOSTICS	554	94,310	12,034	11%	106,898
MEMORIAL REGIONAL HOSPITAL SOUTH	22	87,669	17,296	16%	104,987
BPHL-MIAMI	225	90,104	14,644	14%	104,973
BIOCOLLECTIONS WORLDWIDE, INC	615	92,476	11,832	11%	104,923
ASCENSION SACRED HEART HOSPITAL - PENSACOLA	2	89,188	11,796	12%	100,986
ORLANDO HEALTH SYSTEM	597	87,709	8,447	9%	96,753
KORVALABS, INC	1,281	90,645	4,643	5%	96,569
FULGENT DIAGNOSTICS LABORATORY	1,380	78,298	7,151	8%	86,829
SUNPATH MEDICAL DIAGNOSTICS LABORATORY	709	68,062	9,864	13%	78,635
TAMPA GENERAL HOSPITAL	4	72,029	5,863	8%	77,896
BPHL-TAMPA (SPECTRUM BLVD)	45	65,492	11,154	15%	76,691
UF HEALTH MEDICAL LAB	33	70,526	5,898	8%	76,457
DIATHERIX LABORATORIES		64,082	9,245	13%	73,327
CDR MAGUIRE - HEALTH CARE CENTER		61,488	8,720	12%	70,208
TESTING MATTERS INC	66	61,729	8,043	12%	69,838
AKESOGEN		57,120	9,364	14%	66,484
BAPTIST HEALTH SOUTH FLORIDA	233	52,416	8,114	13%	60,763
ASCENSION ST VINCENT'S - RIVERSIDE	1	51,502	6,091	11%	57,594
JACKSON MEMORIAL HOSPITAL CLINICAL LAB	79	46,810	8,755	16%	55,644
ARUP LABORATORIES	16	49,953	2,900	5%	52,869
LAKELAND REGIONAL MEDICAL CENTER	119	46,540	5,163	10%	51,822
UF HEALTH SHANDS HOSPITAL	308	48,028	2,958	6%	51,294
AMERICAN HEALTH ASSOCIATES	9	46,992	3,491	7%	50,492
PWNHEALTH	67	44,319	3,396	7%	47,782
AIT LABORATORIES		41,614	4,753	10%	46,367
VIRACOR EUROFINS		34,829	9,697	22%	44,526
SOUTH MIAMI HOSPITAL LAB	179	37,245	4,863	11%	42,287

COVID-19: testing by laboratory

Data through Dec 16, 2020 verified as of Dec 17, 2020 at 09:25 AM

Data in this report are provisional and subject to change.

The numbers in the table below represent the number of Florida and non-Florida residents for whom test results were received by the Department of Health. A person can be tested by more than one laboratory and can have both positive and negative results. **Therefore, the sum of the numbers in each column will be larger than the total number of people tested.**

Reporting lab	Inconclusive	Negative	Positive	Percent positive	Total
BAPTIST HEALTH - JACKSONVILLE	4	35,060	2,393	6%	37,457
TALLAHASSEE MEMORIAL HOSPITAL	158	33,493	3,747	10%	37,398
APPLIED INGENUITY DIAGNOSTICS LLC		35,538	1,632	4%	37,170
ORANGE COUNTY CONVENTION CENTER		33,330	3,654	10%	36,984
MIAMI DADE COUNTY		32,093	3,527	10%	35,620
WALGREENS	30	27,991	5,092	15%	33,113
LEE HEALTH - CAPE CORAL HOSPITAL	3	27,439	4,384	14%	31,826
BROWARD GENERAL MEDICAL CENTER-CLINICAL LAB	2	28,209	2,863	9%	31,074
SARASOTA MEMORIAL HOSPITAL MAIN LAB	12	28,379	2,171	7%	30,562
INGENIOUS PERSONALIZED MEDICINE	133	25,178	4,801	16%	30,112
MILLENNIUM PHYSICIAN GROUP	17	25,197	4,270	14%	29,484
UNIVERSITY OF MIAMI HOSPITAL	32	26,555	2,809	10%	29,396
FLORIDA HOSPITAL - TAMPA	37	25,958	2,109	8%	28,104
NICKLAUS CHILDREN'S HOSPITAL	53	24,531	3,491	12%	28,075
UF HEALTH JACKSONVILLE	42	25,557	2,356	8%	27,955
ECCO LAB GROUP CO	389	22,579	3,775	14%	26,743
NORTH FLORIDA REGIONAL MEDICAL CENTER		20,653	2,131	9%	22,784
MOUNT SINAI MEDICAL CENTER	7	20,659	1,992	9%	22,658
ST JOSEPHS HOSPITAL LABORATORY	19	20,039	2,594	11%	22,652
GENESIS REFERENCE LABORATORIES		20,030	1,848	8%	21,878
BRANDON REGIONAL HOSPITAL		19,527	2,314	11%	21,841
STATLAB_MOBILE	1	19,242	1,984	9%	21,227
JUPITER MEDICAL CENTER LAB	54	19,367	1,711	8%	21,132
PALMETTO GENERAL HOSPITAL LAB	3	17,413	3,638	17%	21,054
ACCESS DX LABORATORY	197	18,901	1,898	9%	20,996
ADVENT HEALTH - DAYTONA BEACH	32	18,887	1,436	7%	20,355
JFK MEDICAL CENTER LAB	1	18,099	2,240	11%	20,340
NOMI_HEALTH		17,027	2,333	12%	19,360
NAPLES COMMUNITY HOSPITAL	60	17,485	1,784	9%	19,329
LAB DIAGNOSTICS LLC	378	13,081	5,162	28%	18,621
INTEGRATED REGIONAL LABORATORIES LLP		15,734	2,292	13%	18,026
ADVENTIST HEALTH SYSTEMS SUNBELT INC DBA		17,137	844	5%	17,981
PANCARE OF FLORIDA INC		15,975	1,633	9%	17,608
HEALTH CENTER AT SINAI RESIDENCES		16,902	489	3%	17,391
AVENTUS BIO LABS	16	15,166	2,018	12%	17,200
PATIENTS FIRST LAKE ELLA MEDICAL CENTER PA		14,587	2,606	15%	17,193
BIOCERNA LABS	461	14,582	2,112	12%	17,155
DRS CLACK SPENCER WHITE & MCCORMACK PA D/B/A		15,375	1,491	9%	16,866
MORTON PLANT HOSPITAL-ADLER INSTITUTE	10	14,932	1,453	9%	16,395
SAINT MARY'S MEDICAL CENTER	22	14,610	1,700	10%	16,332
EXACT SCIENCES LABORATORIES		14,079	1,239	8%	15,318
HEALTHLINK DIAGNOSTIC LABORATORIES	114	13,992	1,133	7%	15,239
STS LAB 2 LLC	6	14,218	456	3%	14,680
HOLY CROSS HOSPITAL CLINICAL LAB	1	13,749	870	6%	14,620

COVID-19: testing by laboratory

Data through Dec 16, 2020 verified as of Dec 17, 2020 at 09:25 AM

Data in this report are provisional and subject to change.

The numbers in the table below represent the number of Florida and non-Florida residents for whom test results were received by the Department of Health. A person can be tested by more than one laboratory and can have both positive and negative results. **Therefore, the sum of the numbers in each column will be larger than the total number of people tested.**

Reporting lab	Inconclusive	Negative	Positive	Percent positive	Total
INDIAN RIVER MEDICAL CENTER LAB		13,669	849	6%	14,518
CLEVELAND CLINIC HOSPITAL LAB	4	12,200	1,556	11%	13,760
LEESBURG REGIONAL MEDICAL CENTER		12,232	1,275	9%	13,507
DWIC OF TAMPA BAY INC		12,832	579	4%	13,411
WATSON CLINIC LLP		11,363	2,033	15%	13,396
WELLINGTON REGIONAL MED CTR LAB	5	11,898	1,451	11%	13,354
OSCEOLA REGIONAL MEDICAL CENTER	1	11,656	1,610	12%	13,267
RUTGERS CLINICAL GENOMICS LABORATORY	44	12,433	451	3%	12,928
HOMESTEAD HOSPITAL CLINICAL LABORATORY	25	10,729	2,170	17%	12,924
MEMORIAL HOSPITAL JACKSONVILLE	8	10,651	1,939	15%	12,598
FLORIDA HOSPITAL WATERMAN LABORATORY	70	10,997	855	7%	11,922
MEMORIAL REGIONAL HOSPITAL CLINICAL LABORATORY	10	11,040	747	6%	11,797
ST MARKS HOSPITAL LABORATORY B	78	10,627	1,002	9%	11,707
NORTHWEST MEDICAL CENTER	1	10,158	1,393	12%	11,552
WEST KENDALL BAPTIST HOSPITAL	9	9,401	2,128	18%	11,538
LEE HEALTH - LEE MEMORIAL HOSPITAL		8,686	2,848	25%	11,534
DELRAY MEDICAL CENTER LAB	3	10,373	1,059	9%	11,435
ORANGE PARK MEDICAL CENTER	9	9,672	1,746	15%	11,427
PWN HEALTH	17	9,297	2,009	18%	11,323
PRIVA PATH LABS	50	10,701	547	5%	11,298
BETHESDA HOSPITAL EAST		10,261	931	8%	11,192
LAWNWOOD REGIONAL MEDICAL CENTER	1	9,587	1,351	12%	10,939
OAK HILL HOSPITAL		9,876	1,061	10%	10,937
BAPTIST HEALTH - SOUTH		10,031	748	7%	10,779
ST ANTHONY'S HOSPITAL LAB	16	9,518	1,069	10%	10,603
WINTER HAVEN HOSPITAL CLINICAL LABORATORY	3	9,032	1,450	14%	10,485
UHEALTH CORAL GABLES/LENNAR MED CTR	3	9,882	573	5%	10,458
LARKIN COMMUNITY HOSPITAL INC DBA CARDIOTROPIC		6,820	3,621	35%	10,441
CLEVELAND CLINIC TRADITION HOSPITAL		9,794	603	6%	10,397
LARGO MEDICAL CENTER		9,262	1,000	10%	10,262
BAYFRONT HEALTH - ST PETERSBURG	16	8,841	1,357	13%	10,214
GOOD SAMARITAN MEDICAL CENTER LAB	1	8,744	1,270	13%	10,015
MALABAR MEDICAL WALK IN CLINIC		8,614	1,249	13%	9,863
SRQ DRIVE THROUGH☐		8,944	905	9%	9,849
LARKIN COMMUNITY HOSPITAL	10	8,522	1,311	13%	9,843
WESTSIDE REGIONAL MED CTR	2	8,396	1,334	14%	9,732
COAST DIAGNOSTICS LLC	29	8,872	741	8%	9,642
PALM BEACH BALL PARK		8,605	996	10%	9,601
MERCY HOSPITAL A CAMPUS OF PLANTATION GEN HOSP LAB	1	7,996	1,524	16%	9,521
VISTA CLINICAL DIAGNOSTICS	153	8,539	691	7%	9,383
MEASE COUNTRYSIDE LAB	3	8,513	841	9%	9,357
ST JOSEPHS HOSPITAL	8	8,278	1,069	11%	9,355
GULF COAST MEDICAL CENTER MICROLAB		7,332	2,019	22%	9,351
AVECINA	17	8,727	591	6%	9,335
AEGIS SCIENCES CORPORATION	39	8,372	903	10%	9,314

COVID-19: testing by laboratory

Data through Dec 16, 2020 verified as of Dec 17, 2020 at 09:25 AM

Data in this report are provisional and subject to change.

The numbers in the table below represent the number of Florida and non-Florida residents for whom test results were received by the Department of Health. A person can be tested by more than one laboratory and can have both positive and negative results. **Therefore, the sum of the numbers in each column will be larger than the total number of people tested.**

Reporting lab	Inconclusive	Negative	Positive	Percent positive	Total
PALMS WEST HOSPITAL LAB	2	8,022	1,284	14%	9,308
MEDICAL CENTER OF TRINITY CLINICAL LABORATORY	1	8,326	858	9%	9,185
WEST FLORIDA HOSPITAL LAB		7,429	1,676	18%	9,105
BAPTIST HEALTHCARE - BAPTIST HOSPITAL	5	7,519	1,565	17%	9,089
REGIONAL MEDCIAL CENTER BAYONET POINT	2	8,433	583	6%	9,018
THE VILLAGES REGIONAL HOSPITAL		8,276	649	7%	8,925
CORAL GABLES HOSPITAL CLINICAL LABORATORY		7,499	1,389	16%	8,888
ACCESS MEDICAL LABORATORIES	3	4,880	3,970	45%	8,853
HALIFAX MEDICAL CENTER LAB	34	7,573	1,222	14%	8,829
WEST BOCA MEDICAL CENTER LAB		8,111	675	8%	8,786
BOSTON HEART DIAGNOSTICS CORP		7,557	1,155	13%	8,712
BINAXNOW	9	6,827	1,873	22%	8,709
MANATEE MEMORIAL HOSPITAL		8,024	678	8%	8,702
AVENTURA HOSPITAL LAB		6,961	1,563	18%	8,524
CAPITAL REGIONAL MEDICAL CTR		6,994	1,514	18%	8,508
FLORIDA HOSPITAL HEARTLAND MED CTR CLINICAL LAB	33	7,380	1,015	12%	8,428
BLAKE MEDICAL CENTER		7,361	1,012	12%	8,373
LEE HEALTH - HEALTH PARK MEDICAL CENTER		7,011	1,360	16%	8,371
PALM BEACH GARDENS MEDICAL CTR LAB		7,602	718	9%	8,320
AVECINA MEDICAL OAKLEAF	3	6,977	1,330	16%	8,310
ADVENT HEALTH - WESLEY CHAPEL	14	7,556	662	8%	8,232
INDIAN RIVER PATHOLOGY LLC		7,471	596	7%	8,067
DOCTORS HOSPITAL	4	6,600	1,208	15%	7,812
AVECINA MEDICAL	4	6,098	1,547	20%	7,649
NCH NORTH NAPLES HOSPITAL LAB	15	6,733	828	11%	7,576
LAKE CITY HM		7,078	460	6%	7,538
NIGHT LITE PEDIATRICS	4	5,768	1,743	23%	7,515
NONA SCIENTIFIC	5	5,836	1,618	22%	7,459
LAKE CITY MEDICAL CENTER		6,018	1,423	19%	7,441
INFORM DIAGNOSTICS, INC		7,011	383	5%	7,394
FLORIDA HOSPITAL FLAGLER	29	6,812	475	6%	7,316
PATHNOSTICS	20	5,563	1,683	23%	7,266
GENOVA DIAGNOSTICS LABORATORY	23	6,700	498	7%	7,221
FLORIDA MEDICAL CENTER - A CAMPUS OF NORTH SHORE	2	6,337	858	12%	7,197
PLANTATION GENERAL HOSPITAL		6,083	1,112	15%	7,195
P4 CLINICAL, LLC	81	6,493	556	8%	7,130
FLORIDA LABORATORY ANALYSIS		6,356	676	10%	7,032
CORAL SPRINGS MED CTR		6,379	640	9%	7,019
NORTHSIDE HOSPITAL AND HEART INSTITUTE		6,358	661	9%	7,019
NEMOURS CHILDRENS HOSPITAL		6,639	244	4%	6,883
NORTH SHORE MEDICAL CENTER		5,687	1,132	17%	6,819
FLORIDA HOSPITAL DELAND	10	5,961	841	12%	6,812
LUMINUS DIAGNOSTICS		6,171	531	8%	6,702
ALL CHILDREN'S HOSPITAL		6,290	382	6%	6,672
FLORIDA HOSPITAL ZEPHYRHILLS	10	6,081	557	8%	6,648
BROWARD HEALTH NORTH CLINICAL LABORATORY		5,901	738	11%	6,639
CENTRAL FLORIDA REGIONAL HOSPITAL		6,034	599	9%	6,633

COVID-19: testing by laboratory

Data through Dec 16, 2020 verified as of Dec 17, 2020 at 09:25 AM

Data in this report are provisional and subject to change.

The numbers in the table below represent the number of Florida and non-Florida residents for whom test results were received by the Department of Health. A person can be tested by more than one laboratory and can have both positive and negative results. **Therefore, the sum of the numbers in each column will be larger than the total number of people tested.**

Reporting lab	Inconclusive	Negative	Positive	Percent positive	Total
NIGHT LITE PEDIATRIC CENTER LLC		6,092	536	8%	6,628
GENESIS MEDICAL LABORATORY	86	5,615	865	13%	6,566
BAPTIST HEALTH SOUTH FLORIDA - WEST KENDALL URGENT CARE		5,489	939	15%	6,428
FLORIDA HOSPITAL OF CARROLLWOOD	22	5,580	728	12%	6,330
VISTA CLINICAL	8	3,630	2,666	42%	6,304
MEMORIAL HOSPITAL WEST LABORATORY SERVICES	14	5,598	574	9%	6,186
OCALA REGIONAL MEDICAL CENTER		5,509	668	11%	6,177
CLEVELAND CLINIC MARTIN SOUTH HOSPITAL	1	5,654	513	8%	6,168
WEST PALM HOSPITAL LAB		5,662	480	8%	6,142
LEE HEALTH - GULF COAST MEDICAL CENTER	2	4,930	1,077	18%	6,009
BAPTIST HEALTH - BEACHES		5,568	412	7%	5,980
ADVENTHEALTH CENTRA CARE LAKE BUENA VISTA		5,695	280	5%	5,975
FULGENT DIAGNOSTICS	98	5,429	338	6%	5,865
MEDEXPRESS URGENT CARE	2	3,854	1,974	34%	5,830
KD MEDICAL CHOICE LLC		5,059	577	10%	5,636
UNITED CLINICAL LABORATORY LLC	2	4,563	1,066	19%	5,631
AMERICAN FAMILY CARE		3,313	2,315	41%	5,628
LEON MEDICAL CENTERS LLC		4,402	1,222	22%	5,624
MORTON PLANT-MEASE	1	5,119	409	7%	5,529
LABSTAT LLC	2	5,192	292	5%	5,486
ANNE BATES LEACH EYE HOSPITAL/ ABLEH MICROBIOLOGY LABORATORY		5,391	80	1%	5,471
MEMORIAL HOSPITAL MICRO		5,083	353	6%	5,436
POINCIANA MEDICAL CENTER		4,231	1,151	21%	5,382
LAKEWOOD RANCH MEDICAL CENTER		4,959	390	7%	5,349
WEST MARION COMMUNITY HOSPITAL LAB		4,590	659	13%	5,249
MARTIN HOSPITAL SOUTH LAB		4,966	280	5%	5,246
ARCPOINT LABS OF FORT MYERS	4	4,561	650	12%	5,215
THE HEALTHCARE DISTRICT OF PALM BEACH COUNTY	15	4,700	479	9%	5,194
FLORIDA HOSPITAL FISH MEMORIAL	19	4,547	621	12%	5,187
ST JOSEPHS NORTH HOSPITAL LAB	3	4,578	591	11%	5,172
BAPTIST HEALTH SOUTH FLORIDA - COUNTRY WALK URGENT CARE		4,347	762	15%	5,109
CARDIOPATH	1	4,633	463	9%	5,097
VIKOR SCIENTIFIC	5	4,108	909	18%	5,022
CLEVELAND CLINIC MARTIN NORTH HOSPITAL		4,489	456	9%	4,945
SUNRISE MEDICAL LABORATORIES	2	4,568	307	6%	4,877
AVERO DIAGNOSTICS - IRVING	3	4,557	315	6%	4,875
UNKNOWN	3	2,825	2,044	42%	4,872
ST LUCIE MEDICAL CENTER		3,969	862	18%	4,831
MEDARBOR DIAGNOSTICS	1	3,897	929	19%	4,827
IMPERIAL POINT MEDICAL CENTER		4,453	373	8%	4,826
SOUTH BAY HOSPITAL CLINICAL LAB		4,355	431	9%	4,786
BAPTIST HEALTH - NASSAU		4,538	206	4%	4,744
TROPICANA FIELD - LOT 2	17	4,297	410	9%	4,724
OVIEDO MEDICAL CENTER		4,147	471	10%	4,618
HIALEAH HOSPITAL	4	3,601	905	20%	4,510
BAPTIST HEALTH SOUTH FLORIDA - MIAMI LAKES URGENT CARE		3,618	889	20%	4,507
EXPRESS GENE MOLECULAR DIAGNOSTICS LABORATORY		3,399	992	23%	4,391

COVID-19: testing by laboratory

Data through Dec 16, 2020 verified as of Dec 17, 2020 at 09:25 AM

Data in this report are provisional and subject to change.

The numbers in the table below represent the number of Florida and non-Florida residents for whom test results were received by the Department of Health. A person can be tested by more than one laboratory and can have both positive and negative results. **Therefore, the sum of the numbers in each column will be larger than the total number of people tested.**

Reporting lab	Inconclusive	Negative	Positive	Percent positive	Total
MOFFITT CANCER CENTER	6	4,271	87	2%	4,364
FORT WALTON BEACH MEDICAL CENTER		3,754	583	13%	4,337
SOUTH FLORIDA BAPTIST HOSPITAL MICRO	2	3,710	590	14%	4,302
CernerELR_Advent		3,887	368	9%	4,255
ST PETERSBURG GENERAL HOSPITAL		3,536	657	16%	4,193
HEALTHQUEST ESOTERICS		3,062	1,128	27%	4,190
FLORIDA HOSPITAL NORTH PINELLAS	11	3,826	290	7%	4,127
BAPTIST HEALTH SOUTH FLORIDA - DORAL URGENT CARE		3,290	741	18%	4,031
SANTA ROSA MEDICAL CENTER		3,389	627	16%	4,016
SYNERGY LABORATORIES	7	3,621	376	9%	4,004
H LEE MOFFITT CANCER CENTER LABORATORY		3,921	72	2%	3,993
ISPM LABS, LLC DBA CAPSTONE DIAGNOSTICS, LLC		3,882	105	3%	3,987
NIGHT LITE PEDIATRICS URGENT CARE	1	3,408	540	14%	3,949
CARDIOTROPIC LABS	83	3,141	724	18%	3,948
PHYSICIANS REGIONAL MEDICAL CENTER - PINE RIDGE RD	1	3,261	676	17%	3,938
BAPTIST HEALTH SOUTH FLORIDA - WESTCHESTER URGENT CARE		3,287	647	16%	3,934
BAYFRONT HEALTH - VENICE REGIONAL MEDICAL	1	3,553	285	7%	3,839
MINUTECLINIC LLC		3,321	511	13%	3,832
BAYCARE COMMUNITY HEALTH		3,732	70	2%	3,802
BAPTIST HEALTH SOUTH FLORIDA - PEMBROKE PINES URGENT CARE		3,244	554	15%	3,798
FLORIDA HOSPITAL OCALA		3,511	274	7%	3,785
UNIVERSITY HOSPITAL AND MEDICAL CENTER		2,914	838	22%	3,752
HOLIDAY CVS LLC		3,560	182	5%	3,742
BAPTIST HEALTH SOUTH FLORIDA - CORAL SPRINGS URGENT CARE		3,281	450	12%	3,731
SOLARIS DIAGNOSTICS	4	3,284	342	9%	3,630
EGLIN AIR FORCE BASE	8	2,652	964	27%	3,624
CLARITY LAB SOLUTIONS LLC		3,608	4	0%	3,612
PUTNAM COMMUNITY MEDICAL CENTER		3,195	398	11%	3,593
BAPTIST HEALTH - NORTH		2,789	746	21%	3,535
MEASE DUNEDIN HOSPITAL	4	3,155	275	8%	3,434
BAYFRONT HEALTH - PORT CHARLOTTE		3,138	287	8%	3,425
MEDFAST URGENT CARE CENTERS, LLC		2,919	473	14%	3,392
GENE BY GENE, GENOMICS RESEARCH CENTER LAB	37	3,236	96	3%	3,369
WESTCHESTER HOSPITAL	23	2,747	573	17%	3,343
PALMS OF PASADENA HOSPITAL		2,985	326	10%	3,311
ACUTIS DIAGNOSTICS	15	2,804	478	14%	3,297
SYNERGY DIAGNOSTIC LABORATORY	83	2,902	305	9%	3,290
ADVENTHEALTH CENTRA CARE DR PHILLIPS		3,109	141	4%	3,250
DOCTORS HOSPITAL OF SARASOTA CLINICAL LABORATORY		2,869	361	11%	3,230
RAULERSON HOSPITAL		2,731	499	15%	3,230
ADVENTHEALTH CENTRA CARE WINTER GARDEN		3,028	195	6%	3,223
ANGEL KIDS PEDIATRICS		3,082	127	4%	3,209
MIDWAY SPECIALTY CARE CENTER DIAGNOSTICS	37	2,914	217	7%	3,168
NORTHWEST FLORIDA COMMUNITY HOSPITAL	21	2,218	915	29%	3,154
ADVENTHEALTH CENTRA CARE WINTER PARK		2,913	138	5%	3,051
MEMORIAL HOSPITAL- MIRAMAR	12	2,806	223	7%	3,041
QDX PATHOLOGY SERVICES	1	2,761	268	9%	3,030

COVID-19: testing by laboratory

Data through Dec 16, 2020 verified as of Dec 17, 2020 at 09:25 AM

Data in this report are provisional and subject to change.

The numbers in the table below represent the number of Florida and non-Florida residents for whom test results were received by the Department of Health. A person can be tested by more than one laboratory and can have both positive and negative results. **Therefore, the sum of the numbers in each column will be larger than the total number of people tested.**

Reporting lab	Inconclusive	Negative	Positive	Percent positive	Total
MEDICAL DNA LABS LLC	2	2,780	189	6%	2,971
TWIN CITIES HOSPITAL	1	2,607	324	11%	2,932
BAPTIST HEALTH SOUTH FLORIDA - CORAL GABLES (UNIVERSITY) URGENT CARE		2,570	347	12%	2,917
BETHESDA HOSPITAL WEST		2,645	245	8%	2,890
STONE CLINICAL LABORATORIES		2,789	96	3%	2,885
ADVENTHEALTH CENTRA CARE UNIVERSITY		2,751	131	5%	2,882
ADVENTHEALTH CENTRA CARE HUNTERS CREEK		2,606	228	8%	2,834
ADVENTHEALTH CENTRA CARE ST CLOUD		2,610	216	8%	2,826
THE CENTER FOR URGENT CARE	3	2,283	512	18%	2,798
BAPTIST HEALTH SOUTH FLORIDA - TAMiami TRAIL URGENT CARE		2,211	528	19%	2,739
WALGREENS ORLANDO	3	2,414	319	12%	2,736
WALGREEN CO	2	2,413	313	11%	2,728
VETERANS AFFAIRS MEDICAL CENTER - ORLANDO		1,342	1,379	51%	2,721
CLINICAL REFERENCE LABORATORY	2	2,618	91	3%	2,711
MEDCOMP SCIENCES LLC	29	1,318	1,357	50%	2,704
BAPTIST HEALTH SOUTH FLORIDA - CORAL GABLES URGENT CARE		2,288	401	15%	2,689
BAPTIST HEALTH SOUTH FLORIDA - PINECREST URGENT CARE		2,346	337	13%	2,683
CENTRA CARE – WATERFORD LAKES		2,084	573	22%	2,657
BAYFRONT HEALTH - SEVEN RIVERS		2,433	201	8%	2,634
ADVENTHEALTH CENTRA CARE LEE ROAD		2,475	134	5%	2,609
MINUTECLINIC LLC #3703		2,262	346	13%	2,608
ADVENTHEALTH CENTRA CARE CLERMONT		2,450	144	6%	2,594
BAPTIST HEALTH SOUTH FLORIDA - WESTON URGENT CARE		2,323	254	10%	2,577
BAPTIST HEALTH SOUTH FLORIDA - DAVIE URGENT CARE		2,175	391	15%	2,566
ADVENTHEALTH CENTRA CARE KISSIMMEE		2,420	130	5%	2,550
SUNCOAST PATHOLOGY ASSOCIATES		2,353	197	8%	2,550
URGENT CARE CURE	2	2,228	310	12%	2,540
ADVENTHEALTH CENTRA CARE SANFORD		2,384	145	6%	2,529
ADVENT HEALTH - OCALA		2,124	404	16%	2,528
MEDEXPRESS URGENT CARE OF BOYNTON BEACH LLC		2,462	64	3%	2,526
SARKIS CLINICAL TRIALS		2,226	289	11%	2,515
CITRUS MEMORIAL HOSPITAL LABORATORY		2,205	301	12%	2,506
ASCENSION SACRED HEART - EMERALD COAST		2,117	381	15%	2,498
ADVENTHEALTH CENTRA CARE LAKE MARY		2,381	113	5%	2,494
MINUTECLINIC		2,210	280	11%	2,490
BAYFRONT HEALTH - BROOKSVILLE		2,177	308	12%	2,485
BAPTIST HEALTH SOUTH FLORIDA - PALMETTO BAY URGENT CARE		2,122	357	14%	2,479
PRECISION HEALTH RESOURCES LLC		2,266	163	7%	2,429
LAKESIDE MEDICAL CENTER		1,939	490	20%	2,429
ADVENTHEALTH CENTRA CARE WATERFORD LAKES		2,230	182	8%	2,412
DOCTORS URGENT CARE LLC	1	1,976	432	18%	2,409
SELECT LABORATORIES - MARION COUNTY, FL LLC	3	2,211	165	7%	2,379
BAPTIST HEALTH SOUTH FLORIDA - KENDALE LAKES URGENT CARE		1,910	468	20%	2,378
ENGLEWOOD COMMUNITY HOSPITAL		2,183	186	8%	2,369
PEDIATRIC HEALTH CARE ALLIANCE PA		2,191	177	7%	2,368
BARTOW REGIONAL MEDICAL CENTER	1	2,075	289	12%	2,365
ADVENTIST HEALTH SYSTEMS, SUNBELT INC		2,246	115	5%	2,361

COVID-19: testing by laboratory

Data through Dec 16, 2020 verified as of Dec 17, 2020 at 09:25 AM

Data in this report are provisional and subject to change.

The numbers in the table below represent the number of Florida and non-Florida residents for whom test results were received by the Department of Health. A person can be tested by more than one laboratory and can have both positive and negative results. **Therefore, the sum of the numbers in each column will be larger than the total number of people tested.**

Reporting lab	Inconclusive	Negative	Positive	Percent positive	Total
MEMORIAL HOSPITAL PEMBROKE	3	2,083	270	11%	2,356
MEDEXPRESS URGENT CARE - ESTERO		2,169	174	7%	2,343
ADVENTHEALTH CENTRA CARE APOPKA		2,147	183	8%	2,330
LEE HEALTH - COCONUT POINT CLINICAL LAB	2	1,872	433	19%	2,307
AMELIA URGENT CARE		1,464	834	36%	2,298
AHCC WESLEY CHAPEL		2,152	125	5%	2,277
ADVENTHEALTH CENTRA CARE MOUNT DORA		2,113	152	7%	2,265
COMMUNITY HEALTH NORTHWEST FLORIDA	4	1,709	530	24%	2,243
MEDEXPRESS URGENT CARE HUDSON		1,981	247	11%	2,228
EMPIRE CITY LABORATORIES INC	18	1,901	305	14%	2,224
SPORTS DRUG TESTING LABORATORY	38	2,109	57	3%	2,204
BMCT Molecular Diagnostics Subsection		1,828	371	17%	2,199
CENTRA CARE SAINT CLOUD	1	1,885	303	14%	2,189
HOLIDAY CVS LLC DBA CVS PHARMACY #5154		2,141	38	2%	2,179
HIGHLANDS REGIONAL MEDICAL CENTER		1,722	433	20%	2,155
DESOTO MEMORIAL HOSPITAL	3	1,788	359	17%	2,150
ADVENT HEALTH - HEART OF FLORIDA ER	1	1,924	193	9%	2,118
ADVENTHEALTH CENTRA CARE ALTAMONTE		1,985	109	5%	2,094
ADVENTHEALTH CENTRA CARE LAKELAND		1,968	109	5%	2,077
ADVENTHEALTH CENTRA CARE SAND LAKE		2,003	73	4%	2,076
LOWER KEYS MEDICAL CENTER		1,840	227	11%	2,067
BAPTIST HEALTH URGENT CARE AT SAWGRASS		1,785	277	13%	2,062
BAPTIST HEALTH SOUTH FLORIDA - BRICKELL URGENT CARE		1,721	337	16%	2,058
NATIONWIDE LABORATORY SERVICES INC	114	1,651	249	12%	2,014
PHYSICIANS REGIONAL MEDICAL CENTER - COLLIER BLVD	1	1,521	487	24%	2,009
ATLANTIS URGENT CARE	1	1,073	932	46%	2,006
HEALTH FIRST ADVENTHEALTH CENTRA CARE GATEWAY		1,900	91	5%	1,991
CLARITY LAB SOLUTIONS		1,734	256	13%	1,990
TALLAHASSEE PRIMARY CARE ASSOCIATES		1,819	161	8%	1,980
PRIMEHEALTH URGENT CARE	1	1,632	343	17%	1,976
ADVENTHEALTH CENTRA CARE OVIEDO		1,796	163	8%	1,959
ADVENTHEALTH CENTRA CARE PORT ORANGE		1,886	73	4%	1,959
ADVENTHEALTH CENTRA CARE LONGWOOD		1,871	82	4%	1,953
DOC SMILEY'S URGENT CARE		1,705	247	13%	1,952
COMMUNITY HEALTH CENTERS OF PINELLAS INC		1,637	292	15%	1,929
MARINERS HOSPITAL		1,761	163	8%	1,924
MEDEXPRESS URGENT CARE - WEST TAMPA		1,815	96	5%	1,911
BAYFRONT HEALTH - PUNTA GORDA		1,801	103	5%	1,904
BAPTIST HEALTHCARE - GULF BREEZE HOSPITAL	3	1,612	261	14%	1,876
ADVENTHEALTH CENTRA CARE AZALEA PARK		1,720	125	7%	1,845
MEDEXPRESS URGENT CARE - ROYAL PALM BEACH		1,756	73	4%	1,829
PHYSICIANS STAT LAB	1	853	970	53%	1,824
BAPTIST HEALTH - CLAY		1,559	235	13%	1,794
LABORATORY OF FLORIDA LLC	40	1,641	112	6%	1,793
US BIOTEK LABORATORIES	5	1,553	228	13%	1,786
BAPTIST HEALTH EMERGENCY CENTER COUNTRY WALK	1	1,503	280	16%	1,784
BAPTIST HEALTH - OAKLEAF		1,475	293	17%	1,768

COVID-19: testing by laboratory

Data through Dec 16, 2020 verified as of Dec 17, 2020 at 09:25 AM

Data in this report are provisional and subject to change.

The numbers in the table below represent the number of Florida and non-Florida residents for whom test results were received by the Department of Health. A person can be tested by more than one laboratory and can have both positive and negative results. **Therefore, the sum of the numbers in each column will be larger than the total number of people tested.**

Reporting lab	Inconclusive	Negative	Positive	Percent positive	Total
PALMS MEDICAL GROUP	5	1,358	400	23%	1,763
ADVENTHEALTH CENTRA CARE ORANGE LAKE		1,652	106	6%	1,758
ADVENT HEALTH - NEW SMYRNA		1,353	396	23%	1,749
MEDEXPRESS URGENT CARE PALM BEACH GARDENS		1,698	47	3%	1,745
BAYFRONT HEALTH - SPRING HILL		1,612	132	8%	1,744
HEALTH FIRST ADVENTHEALTH CENTRA CARE TITUSVILLE		1,654	83	5%	1,737
TRINITY SPRINGS		1,584	148	9%	1,732
ADVENTHEALTH CENTRA CARE LEESBURG		1,545	97	6%	1,642
GENUS3		1,557	64	4%	1,621
PROHEALTH		699	916	57%	1,615
NXGEN MDX LLC	3	1,481	125	8%	1,609
JW PLASTIC SURGERY		1,368	237	15%	1,605
BAPTIST HEALTH SOUTH FLORIDA - MIAMI BEACH URGENT CARE		1,365	223	14%	1,588
ADVENTHEALTH CENTRA CARE SOUTH ORANGE		1,485	97	6%	1,582
COASTAL MED URGENT CARE		550	1,030	65%	1,580
ADVENTHEALTH PROMPT CARE	1	1,099	475	30%	1,575
FLOWERS HOSPITAL		1,437	138	9%	1,575
DOCTORS TEST CENTERS		1,358	198	13%	1,556
OPTEO LABORATORY		1,515	32	2%	1,547
TAMPA COMMUNITY HOSPITAL		1,291	245	16%	1,536
MEDEXPRESS URGENT CARE - LAKELAND		1,447	86	6%	1,533
EMERALD COAST URGENT CARE		1,141	376	25%	1,517
ADVENTHEALTH CENTRA CARE COLONIAL TOWN		1,434	82	5%	1,516
ASSOCIATED PATHOLOGISTS, LLC	3	1,264	242	16%	1,509
MEDEXPRESS URGENT CARE CAPE CORAL		1,307	190	13%	1,497
SCION LAB SERVICES LLC	15	1,353	94	6%	1,462
DOCTORS URGENT CARE OF LUTZ LLC	1	1,186	262	18%	1,449
HEALTH FIRST ADVENTHEALTH CENTRA CARE COCOA		1,377	68	5%	1,445
MINUTECLINIC LLC # 0709		1,228	188	13%	1,416
MEDEXPRESS URGENT CARE - GOLDEN GATE		1,298	116	8%	1,414
MEDFAST URGENT CARE CENTERS LLC		102	1,306	93%	1,408
PATIENTS CHOICE LABORATORIES		828	578	41%	1,406
NCF DIAGNOSTICS & DNA TECHNOLOGIES LAB	41	1,176	171	12%	1,388
SPARROW HEALTHCARE	2	1,178	207	15%	1,387
INDIAN RIVER MEDICAL CENTER		1,259	124	9%	1,383
UHEALTH DEERFIELD BEACH/UMSYLVESTER DEERFIELD BEACH LABORATORY	3	1,318	49	4%	1,370
ASCENSION ST VINCENT'S - SOUTHSIDE		1,309	49	4%	1,358
EMERALD COAST URGENT CARE, LLC	1	1,029	324	24%	1,354
FLORIDA FAMILY LABORATORY, INC DBA	3	1,257	88	7%	1,348
ADVANCE MEDICAL OF NAPLES		309	1,038	77%	1,347
EMERALD COAST URGENT CARE LLC		1,046	297	22%	1,343
JACKSON HOSPITAL CLINICAL LABORATORY		1,157	182	14%	1,339
MICROGEN DX		899	432	32%	1,331
ADVENTIST HEALTH SYSTEMS SUNBELT IN DBA		1,255	50	4%	1,305
PARAMOUNT URGENT CARE		566	732	56%	1,298
NORTH SHORE LONG ISLAND JEWISH HEALTH		1,247	50	4%	1,297
MEDEXPRESS URGENT CARE LEHIGH ACRES		1,182	96	8%	1,278

COVID-19: testing by laboratory

Data through Dec 16, 2020 verified as of Dec 17, 2020 at 09:25 AM

Data in this report are provisional and subject to change.

The numbers in the table below represent the number of Florida and non-Florida residents for whom test results were received by the Department of Health. A person can be tested by more than one laboratory and can have both positive and negative results. **Therefore, the sum of the numbers in each column will be larger than the total number of people tested.**

Reporting lab	Inconclusive	Negative	Positive	Percent positive	Total
ADVENTHEALTH CENTRA CARE KIDS LAKE MARY		1,226	37	3%	1,263
BAYA PHARMACY & URGENT CARE		877	385	31%	1,262
HEALTH FIRST ADVENTHEALTH CENTRA CARE MALABAR		1,183	77	6%	1,260
MARTIN HEALTH SYSTEM - ST LUCIE WEST		1,142	115	9%	1,257
ADVENT HEALTH CENTRA CARE -WINTER PARK KIDS URGENT CARE		1,156	90	7%	1,246
FLORIDA MEDICAL CLINIC	1	724	513	41%	1,238
MEDEXPRESS FORT MYERS		1,087	150	12%	1,237
LABTECH DIAGNOSTIC		991	237	19%	1,228
ASSURANCE SCIENTIFIC LABORATORIES	1	983	239	20%	1,223
CLINICORE		1,124	91	7%	1,215
MINUTECLINIC LLC #3631		1,024	179	15%	1,203
MINUTECLINIC LLC 5852		1,016	181	15%	1,197
MEDEXPRESS URGENT CARE - DELAND		1,121	74	6%	1,195
ACCESS MEDICAL LABS		746	448	38%	1,194
BARDMOOR LABORATORY	2	1,042	145	12%	1,189
NCH NORTHEAST	6	896	279	24%	1,181
HealthSentry_UHS		1,105	72	6%	1,177
ESCAMBIA COMMUNITY CLINICS INC	4	882	288	25%	1,174
ARCPOINT LABS		645	511	44%	1,156
EMERGENCY PHYSICIANS MEDICAL CENTER		245	904	79%	1,149
UNIVERSITY OF ALABAMA AT BIRMINGHAM		1,123	24	2%	1,147
PREMIER URGENT CARE OF BREVARD LLC		954	185	16%	1,139
MELBOURNE MEDICAL LABORATORY☐	1	972	166	15%	1,139
MEDEXPRESS PORT CHARLOTTE		1,071	68	6%	1,139
BIOCERNA MAIN LAB	1	1,025	106	9%	1,132
CAREFAST+		835	295	26%	1,130
CAPSTONE HEALTHCARE		782	323	29%	1,105
IGENOMIX USA LLC	36	947	92	9%	1,075
DYNIX DIAGNOSTIX		919	147	14%	1,066
NYU HOSPITALS CENTER CLINICAL LABORATORIES		1,029	31	3%	1,060
PATIENTS FIRST – THOMASVILLE ROAD		935	121	11%	1,056
MEDEXPRESS URGENT CARE - VERO BEACH		916	137	13%	1,053
VENTURE MEDICAL OF FLORIDA LLC		935	96	9%	1,031
VAVA PARTNERS LLC		436	595	58%	1,031
PARAMOUNT URGENT CARE - ORLANDO		697	323	32%	1,020
MC DIAGNOSTIC OF CONNECTICUT, PC #2220		878	134	13%	1,012
TEMPUS CLINICAL LABORATORY	9	876	118	12%	1,003
BAYFRONT HEALTH URGENT CARE LLC		840	160	16%	1,000
EPN URGENT CARE NAPLES	2	746	251	25%	999
TOM LEE COMMUNITY HEALTH CENTER		678	320	32%	998
AMELIA EXPRESS CARE		642	349	35%	991
PARAMOUNT URGENT CARE - WINDERMERE		658	333	34%	991
SHELL POINT NURSING PAVILION	1	946	30	3%	977
BAPTIST HEALTH SOUTH FLORIDA - COUNTRY WALK URGENT CARE EXPRESS		860	115	12%	975
LAB24 INC	3	307	663	68%	973
GESSLER CLINIC		530	439	45%	969
ADVENT HEALTH - DADE CITY		853	96	10%	949

COVID-19: testing by laboratory

Data through Dec 16, 2020 verified as of Dec 17, 2020 at 09:25 AM

Data in this report are provisional and subject to change.

The numbers in the table below represent the number of Florida and non-Florida residents for whom test results were received by the Department of Health. A person can be tested by more than one laboratory and can have both positive and negative results. **Therefore, the sum of the numbers in each column will be larger than the total number of people tested.**

Reporting lab	Inconclusive	Negative	Positive	Percent positive	Total
PHYSICIANS PRIMARY CARE	2	825	116	12%	943
DONALD W ROBERTSON DO PA		701	234	25%	935
COASTAL LABORATORIES		750	184	20%	934
VRL EUROFINS - DALLAS		913	13	1%	926
CARENOW URGENT CARE		637	289	31%	926
VERITOR		809	111	12%	920
PARRISH MEDICAL CENTER		814	104	11%	918
BAY MEDICAL CENTER SACRED HEART HEALTH SYSTEM		680	224	25%	904
MINUTECLINIC LLC #4415		733	162	18%	895
ADVENTHEALTH CENTRA CARE		835	56	6%	891
RAINBOW RIVER MEDICAL LABORATORY		823	65	7%	888
NORTH FLORIDA PEDIATRICS-TALLAHASSEE		810	61	7%	871
MEDEXPRESS URGENT CARE - CLEWISTON		762	106	12%	868
BAPTIST HEALTH SOUTH FLORIDA - KEY BISCANE URGENT CARE EXPRESS		763	102	12%	865
STEWART REFERENCE LABORATORY	1	539	300	36%	840
MEDEXPRESS URGENT CARE CORAL SPRINGS		761	71	9%	832
PARAMOUNT URGENT CARE - OVIEDO		443	382	46%	825
GENE TOX WORLDWIDE	57	671	93	11%	821
FLORIDA HOSPITAL ORLANDO		743	74	9%	817
ASCENSION ST VINCENT'S - CLAY		775	29	4%	804
ADVENTHEALTH CENTRA CARE CONWAY		724	80	10%	804
MINUTECLINIC LLC #5249		662	133	17%	795
HISTOPATHOLOGY SERVICES, LLC		704	88	11%	792
NITE LITE PEDIATRICS		228	561	71%	789
PHAROS HEALTH		622	167	21%	789
ELLENTON URGENT CARE		572	212	27%	784
GENESIS LABORATORY MANAGEMENT	5	651	124	16%	780
BAYFRONT HEALTH - CITRUS HILLS		667	111	14%	778
LENCO MEDICAL LABORATORY		754	24	3%	778
MACDILL AIR FORCE BASE		709	51	7%	760
PENSACOLA PEDIATRICS PA	1	659	97	13%	757
HOLIDAY CVS LLC DBA CVSPHARMACY #5155		732	24	3%	756
LAKE WALES MEDICAL CENTER INC		667	78	10%	745
QUICK CARE MED PL	2	630	105	14%	737
PHARMCO RX	1	654	81	11%	736
ASCENSION SACRED HEART - GULF		590	144	20%	734
DYNIX DIAGNOSTICS	2	521	206	28%	729
ST ANNES NURSING CENTER		718	11	2%	729
MEDONE PLLC		584	141	19%	725
PEDIATRIC HEALTH CARE ALLIANCE - NORTHDAL		674	49	7%	723
NONE		308	408	57%	716
DISNEY COVID TEST SITE		703	9	1%	712
MINUTECLINIC LLC #3463		605	97	14%	702
DEPARTMENT OF CLINICAL LABS		689	11	2%	700
CENTRA CARE		434	265	38%	699
ADVENT HEALTH LAB - ORLANDO		427	271	39%	698
MINUTECLINIC LLC #5253		617	80	11%	697

COVID-19: testing by laboratory

Data through Dec 16, 2020 verified as of Dec 17, 2020 at 09:25 AM

Data in this report are provisional and subject to change.

The numbers in the table below represent the number of Florida and non-Florida residents for whom test results were received by the Department of Health. A person can be tested by more than one laboratory and can have both positive and negative results. **Therefore, the sum of the numbers in each column will be larger than the total number of people tested.**

Reporting lab	Inconclusive	Negative	Positive	Percent positive	Total
PREMIER MEDICAL LABORATORY SERVICES	1	463	221	32%	685
CAREFAST MURABELLA		501	183	27%	684
STAGEZERO LIFE SCIENCES INC	1	628	50	7%	679
BAPTIST HEALTHCARE - JAY HOSPITAL		531	143	21%	674
MINI ER ADULT AND PEDIATRIC URGENT CARE		574	98	15%	672
MINUTECLINIC LLC #5854		581	90	13%	671
NAPLES URGENT CARE	1	426	241	36%	668
ACCU REFERENCE MEDICAL LAB		312	350	53%	662
TYNDALL AIR FORCE BASE		529	129	20%	658
LEE HEALTH CONVENIENT CARE - PAGE FIELD		544	112	17%	656
VENICE REGIONAL MEDICAL CENTER		572	83	13%	655
WILLOWBROOKE COURT AT EDGEWATER POINTE ESTATES		645	8	1%	653
MINUTECLINIC LLC #5190		557	89	14%	646
EUROFINS NTD, LLC		611	33	5%	644
CHARLES AIESI CONSULTING INC	1	587	56	9%	644
MAVERICK LABS		456	186	29%	642
NCH HEALTHCARE SYSTEM MICROBIOLOGY LAB		1	639	100%	640
VERITAS GENETICS		623	15	2%	638
WHITE WILSON MEDICAL CENTER		71	565	89%	636
SOLARIS HEALTHCARE PALATKA		624	8	1%	632
CENTRA CARE - SOUTH ORANGE		453	173	28%	626
MEDEXPRESS URGENT CARE BOCA RATON		574	31	5%	605
MINI ER WATERFORD LAKES, THE		530	71	12%	601
PATIENTS FIRST - MAHAN DRIVE		164	435	73%	599
ADVENT HEALTH CENTRA CARE - MOUNT DORA		276	316	53%	592
UHEALTH CLINIC AT WALGREENS		493	95	16%	588
BAPTIST HEALTH - MD ANDERSON CANCER CENTER		580	4	1%	584
CVS HEALTH		424	157	27%	581
ADVENT HEALTH CENTRA CARE - WATERFORD LAKES		481	94	16%	575
MEDEXPRESS URGENT CARE - JAX ATLANTIC BLVD		532	42	7%	574
POINT OF CARE TESTING SITE		549	23	4%	572
THE HEALTH CENTER OF PLANT CITY		564	7	1%	571
INTERLACHEN PEDIATRICS		541	29	5%	570
PRIMARY CARE OF THE TREASURE COAST		513	56	10%	569
MINUTECLINIC LLC #7886		516	52	9%	568
DOCTOR'S MEMORIAL HOSPITAL		447	120	21%	567
ED FRASER MEMORIAL HOSPITAL		448	119	21%	567
Victoria Nursing and Rehabilitation Center		537	29	5%	566
COASTAL PEDIATRIC GROUP		501	63	11%	564
FLAGLER HOSPITAL	8	29	525	93%	562
MINUTECLINIC, LLC DBA MINUTECLINIC #4717		546	11	2%	557
FLORIDA COMMUNITY HEALTH CENTER		481	71	13%	552
VITAE DIAGNOSTICS		534	13	2%	547
VITAS HEALTHCARE CORPORATION OF FLA		540	3	1%	543
VETERANS AFFAIRS MEDICAL CENTER - JAMES A HALEY			537	100%	537
Tampa Lakes Health and Rehabilitation Center	2	470	62	12%	534
PARAMOUNT URGENT CARE VILLAGES		303	229	43%	532

COVID-19: testing by laboratory

Data through Dec 16, 2020 verified as of Dec 17, 2020 at 09:25 AM

Data in this report are provisional and subject to change.

The numbers in the table below represent the number of Florida and non-Florida residents for whom test results were received by the Department of Health. A person can be tested by more than one laboratory and can have both positive and negative results. **Therefore, the sum of the numbers in each column will be larger than the total number of people tested.**

Reporting lab	Inconclusive	Negative	Positive	Percent positive	Total
PALACE NURSING HOME & REHAB CENTER		527	2	0%	529
NCF DIAGNOSTICS & DNA TECHNOLOGIES	15	194	318	60%	527
MANOR PINES CONVALESCENT CENTER LLC	1	515	11	2%	527
MOUNT SINAI LABORATORY		504	19	4%	523
HOLY CROSS HOSPITAL LABORATORY			523	100%	523
ECCOLAB GROUP	1	143	378	72%	522
HOLMES REGIONAL MEDICAL CENTER		5	515	99%	520
UNIVERSITY OF WEST FLORIDA STUDENT HEALTH SERVICES		428	90	17%	518
SOUTHEAST ALABAMA MEDICAL CENT		469	47	9%	516
DOC SMILEYS URGENT CARE LLC		409	103	20%	512
TENNESSEE DOH - NASHVILLE	2	451	55	11%	508
SHORELINE PHYSICIAN GROUP		333	173	34%	506
BAPTIST HEALTH EMERGENCY CENTER AT WEST CORAL WAY		391	113	22%	504
ACCESS POINT HEALTHCARE URGENT & PRIMARY CARE		384	118	24%	502
The Sands at South Beach		499	3	1%	502
MINUTECLINIC LLC #5069		438	63	13%	501
Community_Health		401	100	20%	501
MOLECULAR INFECTIOUS DISEASES		492	7	1%	499
ST JOHN'S NURSING CENTER		491	6	1%	497
ADDICTION LABS OF AMERICA	2	454	39	8%	495
SANTA ROSA MEDICAL GROUP		413	79	16%	492
CLINICAL PATHOLOGY LABS		386	104	21%	490
LEE COUNTY EMERGENCY MEDICAL SERVICE		436	53	11%	489
PHYSICIAN ASSOCIATES		441	44	9%	485
GULF COAST MOLECULAR LABORATORIES	11	399	72	15%	482
SEBASTIAN RIVER MEDICAL CENTER	2	379	99	21%	480
DAVITA LABORATORY		426	54	11%	480
BROWNWOOD CARE CENTER		424	55	11%	479
KENDALL HEALTHCARE PROPERTIES DBA	2	465	11	2%	478
JOHN KNOX VILLAGE HEALTH CENTER		468	7	1%	475
VETERANS AFFAIRS MEDICAL CENTER - BAY PINES		16	457	97%	473
VILLA MARIA NURSING & REHAB CENTER INC	1	459	11	2%	471
GULF COAST VILLAGE		446	22	5%	468
TREE HOUSE PEDIATRICS PLLC		425	42	9%	467
CLARITY LABS		394	62	14%	456
COVANCE CLINICAL RESEARCH UNIT INC		445	7	2%	452
NORTH OKALOOSA MEDICAL CENTER		257	195	43%	452
GOLDEN GLADES NURSING & REHABILITATION CTR		444	6	1%	450
JACKSON MEMORIAL LONG TERM CARE CENTER		436	10	2%	446
AMELIA EXPRESS CARE LLC		393	52	12%	445
COASTAL URGENT CARE		371	72	16%	443
TACACHALE CLINICAL LABORATORY		422	14	3%	436
PRIMARY CARE SERVICES AT INDIAN RIVER ESTATES		430	5	1%	435
NORTH SHORE LIJ URGENT CARE PC		418	17	4%	435
MEMORIAL PEMBROKE 24/7 CARE CENTER		332	102	24%	434
MID-FLORIDA PATHOLOGY		339	93	22%	432
C.W. BILL YOUNG VA MEDICAL CENTER		17	413	96%	430

COVID-19: testing by laboratory

Data through Dec 16, 2020 verified as of Dec 17, 2020 at 09:25 AM

Data in this report are provisional and subject to change.

The numbers in the table below represent the number of Florida and non-Florida residents for whom test results were received by the Department of Health. A person can be tested by more than one laboratory and can have both positive and negative results. **Therefore, the sum of the numbers in each column will be larger than the total number of people tested.**

Reporting lab	Inconclusive	Negative	Positive	Percent positive	Total
AVECINA MEDICAL JULINGTON	1	240	189	44%	430
CLEWISTON NURSING AND REHABILITATION CENTER		425	4	1%	429
KEYS AHEC SCHOOL MEDICAL CLINIC	5	369	53	12%	427
LIFE CARE CENTER OF HILLIARD		419	6	1%	425
SMA SPECIALTY MEDICAL LAB		115	310	73%	425
NORTH FLORIDA PEDIATRICS - LAKE CITY		303	122	29%	425
PALM GARDEN OF PORT SAINT LUCIE		421	4	1%	425
NEW YORK HOSPITAL LABORATORIES	1	412	11	3%	424
INTEGRITY LABORATORIES, LLC	1	327	94	22%	422
GARCIA CLINICAL LABORATORY		28	390	93%	418
MEDICAL FP – WHOLE FAMILY HEALTH CENTER		365	52	12%	417
DR G'S URGENT CARE		361	51	12%	412
WOODLANDS MEDICAL SPECIALISTS		331	78	19%	409
CONSULATE HEALTHCARE OF VERO BEACH	12	380	17	4%	409
OPTUM LABS LLC		326	83	20%	409
JACKSON MEMORIAL PERDUE MEDICAL CENTER		396	13	3%	409
FLO-MEDILAB SERVICES		186	222	54%	408
CONSULATE HEALTH CARE OF NEW PORT RICHEY		403	5	1%	408
RIVER GARDEN HEBREW HOME FOR THE AGED		367	41	10%	408
THERADOC		152	255	63%	407
Signature HealthCare Center of Waterford		395	10	2%	405
FOUNTAIN MANOR HEALTH AND REHAB CENTER	1	396	8	2%	405
NEW PLANT CITY FAMILY CARE	1	213	190	47%	404
LABORATORY SPECIALISTS OF MICHIGAN		245	158	39%	403
LEHIGH REGIONAL MEDICAL CENTER LAB		365	38	9%	403
ENZO CLINICAL LABS INC	1	390	12	3%	403
TIDE LABORATORIES		355	42	11%	397
ANY LAB TEST NOW	1	281	113	29%	395
ADVENT HEALTH CENTRA CARE - WINTER PARK		257	137	35%	394
BARBER		13	376	97%	389
VETERANS AFFAIRS MEDICAL CENTER		40	349	90%	389
EMERALD SHORES HEALTH AND REHABILITATION		334	54	14%	388
PRIMEHEALTH URGENT CARE INC		323	64	17%	387
Good Samaritan Society Kissimmee Village		341	46	12%	387
ADVENT HEALTH CENTRA CARE - PORT ORANGE		29	356	92%	385
GENEIQ		364	20	5%	384
FISHERMENS HOSPITAL CLINICAL LAB		353	29	8%	382
EDEN SPRINGS NURSING AND REHAB CENTER		356	25	7%	381
SPECTOR SCIENTIFIC LAB	1	188	189	50%	378
MINI ER AND URGENT CARE		271	105	28%	376
BAYA PHARMACY WEST		8	368	98%	376
MINUTECLINIC LLC #3705		335	41	11%	376
THE PRESERVE		374	2	1%	376
MANOR AT CARPENTERS		351	22	6%	373
LIFE CARE CENTER OF ORANGE PARK		367	4	1%	371
MEDONE URGENT CARE CENTER		149	222	60%	371
HENDRY REGIONAL MEDICAL CENTER		107	263	71%	370

COVID-19: testing by laboratory

Data through Dec 16, 2020 verified as of Dec 17, 2020 at 09:25 AM

Data in this report are provisional and subject to change.

The numbers in the table below represent the number of Florida and non-Florida residents for whom test results were received by the Department of Health. A person can be tested by more than one laboratory and can have both positive and negative results. **Therefore, the sum of the numbers in each column will be larger than the total number of people tested.**

Reporting lab	Inconclusive	Negative	Positive	Percent positive	Total
NORTH FLORIDA PEDIATRICS PA - SUWANNEE		296	74	20%	370
HILLCREST HEALTH CARE & REHABILITATION CENTER		361	8	2%	369
NEW YORK PRESBYTERIAN - CUMC CLINICAL		349	15	4%	364
URGENT CARE BETHESDA	1	312	51	14%	364
ADVENT HEALTH - TAMPA		147	214	59%	361
NCH HEALTHCARE BONITA		261	97	27%	358
FORT MYERS INTERNAL MEDICINE, LLC		328	29	8%	357
Southern Oaks Care Center	1	353	3	1%	357
MYTEST DIAGNOSTICS		335	21	6%	356
LAUDERDALE NURSING CENTER LLC	1	352	3	1%	356
INFORM DIAGNOSTICS		349	6	2%	355
Colonial Lakes Health Care		349	4	1%	353
HEALTH CENTER AT BRENTWOOD	1	338	12	3%	351
NAVAL HOSPITAL - JACKSONVILLE		41	310	88%	351
The Manor at Blue Water Bay		332	19	5%	351
Plantation Bay Rehabilitation Center		343	6	2%	349
VALENCIA HILLS HEALTH AND REHABILITATION CENTER		342	7	2%	349
SANFORD LABORATORIES		325	23	7%	348
WILLOW BROOKE COURT AT INDIAN RIVER ESTATES		319	28	8%	347
BAYSHORE DIAGNOSTICS		309	37	11%	346
WEST GABLES HEALTH CARE CENTER		337	8	2%	345
PALM GARDEN OF OCALA		329	16	5%	345
HARTS HARBOR HEALTH CARE CENTER		342	2	1%	344
MOORINGS PARK INSTITUTE, INC, THE		333	9	3%	342
ST CLOUD REGIONAL MEDICAL CENTER CLINICAL LAB		295	47	14%	342
Point of Care Testing	1	105	236	69%	342
LIFE CARE CENTER OF NEW PORT RICHEY		316	25	7%	341
CRESTVIEW REHABILITATION CENTER		218	123	36%	341
MEDICAL VB		274	66	19%	340
SELECT REFERENCE LABORATORIES, LLC	1	326	12	4%	339
ST ANDREWS BAY SKILLED NURSING &		336	3	1%	339
PALM GARDEN OF VERO BEACH		326	12	4%	338
THE PALACE AT HOMESTEAD		330	6	2%	336
Williston Care Center		334	1	0%	335
PRIMARY CARE SERVICES AT ST ANDREWS ESTATES		334			334
PENSACOLA PEDIATRICS	1	250	83	25%	334
BOND URGENT CARE LLC		252	82	25%	334
ADVENT HEALTH CENTRA CARE - LAKE MARY		86	248	74%	334
GENESIS DIAGNOSTICS		234	100	30%	334
MIAMI JEWISH HEALTH SYSTEMS		330	2	1%	332
MY CLINICAL LAB		223	108	33%	331
BALDOMERO LOPEZ STATE VETERANS NURSING HOME	2	325	1	0%	328
FIU-HEALTH AUXILIARY LABORATORY		302	26	8%	328
VETERANS AFFAIRS MEDICAL CENTER - GAINESVILLE		2	325	99%	327
LIFE CARE CENTER OF PENSACOLA		322	5	2%	327
VRL EUROFINs		317	10	3%	327
MED FAST URGENT CARE CENTER		78	249	76%	327

COVID-19: testing by laboratory

Data through Dec 16, 2020 verified as of Dec 17, 2020 at 09:25 AM

Data in this report are provisional and subject to change.

The numbers in the table below represent the number of Florida and non-Florida residents for whom test results were received by the Department of Health. A person can be tested by more than one laboratory and can have both positive and negative results. **Therefore, the sum of the numbers in each column will be larger than the total number of people tested.**

Reporting lab	Inconclusive	Negative	Positive	Percent positive	Total
BALDWIN PEDIATRICS	1	310	15	5%	326
USAFSAM/PHE		173	150	46%	323
MEDONE URGENT CARE AT ST. AUGUSTINE		111	212	66%	323
Santa Rosa Center for Rehabilitation and Healing		299	22	7%	321
UR MEDICINE LABS- CENTRAL LABORATORY		309	11	3%	320
NORTH FLORIDA REHABILITATION & SPECIALTY CARE☐		317	2	1%	319
MIDWAY SPECIALTY CARE CENTER	3	202	113	36%	318
CREEKSIDE CARE CENTER		257	61	19%	318
INDIAN RIVER CTR, LLC		288	28	9%	316
FERNANDINA BEACH REHAB AND NURSING	1	313	1	0%	315
FAIR HAVENS CENTER, OPCO		312	3	1%	315
MARION E FETHER MEDICAL CENTER, THE		288	26	8%	314
CLIFFORD CHESTER SIMS STATE VETERANS		309	5	2%	314
HARBOUR HEALTH CENTER		305	4	1%	309
PEDIATRIC HEALTHCARE ALLIANCE PA		282	27	9%	309
ADVENT HEALTH CENTRA CARE - LEESBURG		13	295	96%	308
Stacey Health Care Centers Inc. dba Riverside Care Center		294	14	5%	308
SOLARIS HEALTHCARE CHARLOTTE HARBOR		293	14	5%	307
GENESIS MEDICAL LABORATORY MIAMI FL.		83	224	73%	307
VILLAGE AT VIENNA SQUARE,THE☐	6	294	5	2%	305
MEDSCAN LABORATORY INC	1	161	143	47%	305
PARKLANDS FACILITY INC	2	301	2	1%	305
HMA SANTA ROSA MEDICAL CENTER LLC DBA		244	60	20%	304
SIGNATURE HEALTHCARE OF BROOKWOOD GARDENS		304			304
SIPARADIGM, DIAGNOSTIC INFORMATICS		273	31	10%	304
PATIENTS FIRST LAKE ELLA MEDICAL CENTER		271	32	11%	303
CITRUS NURSING CENTER LLC		288	14	5%	302
MEDEXPRESS LUTZ		3	299	99%	302
PALM GARDEN OF JACKSONVILLE☐	2	287	9	3%	298
CORE DIAGNOSTIC LABORATORIES LLC		220	78	26%	298
ADVENT HEALTH CENTRA CARE - TITUSVILLE		56	241	81%	297
DOH – INDIAN RIVER		253	43	15%	296
BUENA VISTA URGENT CARE		264	32	11%	296
FLORIDA HOSPITAL WAUCHULA		195	101	34%	296
ABBAY DELRAY		293	2	1%	295
RUSKIN HEALTH CENTER		185	109	37%	294
NSPIRE HEALTHCARE MIAMI LAKES	3	281	9	3%	293
CORAL TRACE HEALTH CARE☐	1	290	1	0%	292
NORTHWEST MEDICAL CENTER CLINICAL LABORATORY		175	116	40%	291
FLORIDA DEPARTMENT OF HEALTH IN POLK COUNTY	2	235	54	19%	291
BLOUNTSTOWN REHABILITATION CENTER LLC		208	82	28%	290
DOCTORS CENTER,THE		230	60	21%	290
AUBURN UNIVERSITY MEDICAL CLINIC		227	62	21%	289
FLORIDA HOSPITAL MEDICAL GROUP		239	50	17%	289
ADVENT HEALTH CENTRA CARE - PALM COAST		36	253	88%	289
ETHOS WELLNESS PHARMACY		264	24	8%	288
PALMETTO SUBACUTE CARE CENTER		281	7	2%	288

COVID-19: testing by laboratory

Data through Dec 16, 2020 verified as of Dec 17, 2020 at 09:25 AM

Data in this report are provisional and subject to change.

The numbers in the table below represent the number of Florida and non-Florida residents for whom test results were received by the Department of Health. A person can be tested by more than one laboratory and can have both positive and negative results. **Therefore, the sum of the numbers in each column will be larger than the total number of people tested.**

Reporting lab	Inconclusive	Negative	Positive	Percent positive	Total
CORAL BAY HEALTHCARE AND REHABILITATION	1	284	3	1%	288
GROWING TOGETHER PEDIATRICS LLC		266	20	7%	286
MINUTECLINIC LLC, #10357		285	1	0%	286
MANOR CARE HEALTH SERVICES - FT MYERS		280	5	2%	285
SPECIALTY HEALTH AND REHABILITATION CENTER		260	23	8%	283
PROJECT HEALTH, INC SUMTERVILLE	5	248	29	10%	282
LAKELAND REGIONAL HEALTH SYSTEMS INC		16	266	94%	282
BOCA BIOLISTICS REFERENCE LABORATORY	2	185	94	33%	281
LIFE CARE CENTER OF OCALA		277	3	1%	280
MINUTECLINIC LLC # 3579		248	32	11%	280
MINUTECLINIC LLC # 0514		256	23	8%	279
MINUTECLINIC LLC #3662		254	25	9%	279
TREASURE COAST COMMUNITY HEALTH	3	252	24	9%	279
KETAMINE HEALTH CENTERS LLC		254	24	9%	278
PRUITT HEALTH-SANTA ROSA		275	2	1%	277
LIFEBRITE	1	117	158	57%	276
ARCPPOINT LABS OF CORAL SPRINGS FL		253	23	8%	276
CITY MEDICAL OF NEW JERSEY, PC		252	24	9%	276
MEDFAST URGENT CARE CENTERS		8	268	97%	276
BIOCEPT		259	16	6%	275
WESTCHESTER GARDENS LIMITED PARTNERSHIP		268	5	2%	273
PARAMOUNT URGENT CARE - CLERMONT		153	119	44%	272
Life Care Center at Wells Crossing		257	14	5%	271
FAST TRACK URGENT CARE CENTER		1	270	100%	271
PALM HARBOR PHARMACY		222	48	18%	270
MAYFLOWER ASSISTED LIVING		268	1	0%	269
MEDFAST URGENT CARE CENTER		82	186	69%	268
RICARDO NAVARRO DO PA		248	20	7%	268
PHYSICIANS REGIONAL WALK-IN		184	83	31%	267
PROHEALTH MEDICAL CLINIC		60	207	78%	267
DELTONA HEALTH CARE		246	20	8%	266
FLORIDA HOSPITAL HEARTLAND MED CTR LAKE PLACID		198	68	26%	266
NORTHEAST FLORIDA NEUROLOGY CLINICS, INC		234	32	12%	266
HAINES CITY REHABILITATION AND NURSING CENTER		262	3	1%	265
MINUTECLINIC LLC #5214		245	20	8%	265
Quest Diag Unspecifd		173	92	35%	265
BRIDGEWATER PARK HEALTH AND REHAB		257	8	3%	265
AURORA DIAGNOSTICS BERNHARDT LABORATORIES PATHOLOGY SERVICE		190	70	27%	260
LAKELAND REGIONAL HEALTH - PWC/OB		35	225	87%	260
ADVENTHEALTH EXPRESS CARE		140	120	46%	260
PARAMOUNT URGENT CARE INC		132	128	49%	260
CLIFFORD CHESTER SIMS VA NURSING HOME		251	8	3%	259
CONSULATE HEALTHCARE OF KISSIMMEE		247	12	5%	259
FLORIDA WOMAN CARE LABORATORY LLC		232	26	10%	258
AVELLINO LAB USA, INC	1	248	8	3%	257
ADVENT HEALTH - CELEBRATION		245	12	5%	257
MINUTE CLINIC LLC		212	44	17%	256

COVID-19: testing by laboratory

Data through Dec 16, 2020 verified as of Dec 17, 2020 at 09:25 AM

Data in this report are provisional and subject to change.

The numbers in the table below represent the number of Florida and non-Florida residents for whom test results were received by the Department of Health. A person can be tested by more than one laboratory and can have both positive and negative results. **Therefore, the sum of the numbers in each column will be larger than the total number of people tested.**

Reporting lab	Inconclusive	Negative	Positive	Percent positive	Total
VETERANS AFFAIRS MEDICAL CENTER - LAKE CITY		52	203	80%	255
ASCEND CLINICAL	2	232	20	8%	254
ARCPPOINTS LABS		229	25	10%	254
PEDIATRICS OF CENTRAL FLORIDA PA	7	230	17	7%	254
BIOCERNA LLC	8	188	57	23%	253
SPRINGTREE REHAB & HEALTH CARE CENTER		246	6	2%	252
NORTH FLORIDA PEDIATRICS PA		227	25	10%	252
APP-UNIPATH, LLC	1	241	9	4%	251
QUALITOX LABORATORIES		105	145	58%	250
HOLMES REG MED CENTER CLINICAL LAB		209	41	16%	250
GOLDEN GATE FAMILY CLINIC		63	184	74%	247
KEY WEST HEALTH AND REHAB	1	242	4	2%	247
BAPTIST PRIMARY CARE	2	199	46	19%	247
MARTIN MEMORIAL MEDICAL CENTER LAB		128	118	48%	246
SHELL POINT VILLAGE MEDICAL CENTER		246			246
Timberidge Center for Rehabilitation and Healing		222	23	9%	245
MINUTECLINIC LLC #7887		222	21	9%	243
ROSEWOOD HEALTHCARE & REHABILITATION CENTER		239	4	2%	243
PALM GARDEN OF GAINESVILLE	2	238	2	1%	242
FLORIDA GULF COAST UNIVERSITY		96	146	60%	242
GOOD SAMARITAN		236	4	2%	240
ST JUDE CHILDREN'S RESEARCH HOSPITAL		228	12	5%	240
BOND AND STEELE CLINIC PA		118	122	51%	240
MAIN STREET MEDICAL CENTER		9	231	96%	240
MINUTECLINIC LLC #1055		198	41	17%	239
PALMS OF SEBRING		226	13	5%	239
CONSULATE HEALTH CARE OF SAFETY HARBOR		234	4	2%	238
EAST LAKE PEDIATRICS		189	47	20%	236
SHORE ACRES CARE CENTER		228	8	3%	236
OCEAN VIEW NURSING AND REHAB CENTER		225	10	4%	235
24 HOUR PEDIATIC CARE CENTER	1	217	17	7%	235
SOLARIS HEALTHCARE PARKWAY	1	232	2	1%	235
DIAMOND RIDGE HEALTH AND REHABILITATION CENTER		222	12	5%	234
Marshall Health and Rehabilitation Center		232	2	1%	234
ROLLINS COLLEGE WELLNESS CENTER		92	142	61%	234
ADVENT HEALTH CENTRA CARE - UNIVERSITY	1	94	139	59%	234
URGENT CARE OF THE PALM BEACHES		2	231	99%	233
GOOD SAMARITAN SOCIETY-DAYTONA		231	2	1%	233
MINUTECLINIC LLC #1771		211	22	9%	233
MALABAR/ADVENT CENTRA CARE		43	188	81%	231
ADVENT HEALTH CENTRA CARE - ALTAMONTE SPRINGS		136	93	41%	229
OAK HAMMOCK AT THE UNIVERSITY OF FLORIDA		223	6	3%	229
renaissance health and rehabilitation center		227	2	1%	229
MEMPHIS PATHOLOGY LABORATORY	4	208	17	7%	229
BROWARD NURSING & REHABILITATION CTR	8	219	2	1%	229
FAIRWAY OAKS CENTER LLC	5	219	4	2%	228
FAMILY HEALTH CENTERS OF SWF LABS	1	191	35	15%	227

COVID-19: testing by laboratory

Data through Dec 16, 2020 verified as of Dec 17, 2020 at 09:25 AM

Data in this report are provisional and subject to change.

The numbers in the table below represent the number of Florida and non-Florida residents for whom test results were received by the Department of Health. A person can be tested by more than one laboratory and can have both positive and negative results. **Therefore, the sum of the numbers in each column will be larger than the total number of people tested.**

Reporting lab	Inconclusive	Negative	Positive	Percent positive	Total
VILLAGE DOCTORS FAMILY MEDICAL CENTER OF		183	43	19%	226
REGENTS PARK AT AVENTURA		221	5	2%	226
ROSEWOOD HEALTH AND REHABILITATION CENTER		220	5	2%	225
LAKE EUSTIS HEALTH AND REHABILITATION CENTER		224			224
LEHIGH VALLEY GENOMICS			224	100%	224
Vi at Lakeside Village Skilled Nursing		223			223
BENTON PEDIATRICS INC		202	21	9%	223
Cypress Cove Care Center		160	62	28%	222
MANOR CARE NURSING CENTER OF SARASOTA FL LLC		217	5	2%	222
HOMESTEAD MANOR		211	11	5%	222
MIDWAY SPECIATLY CARE CENTER		125	97	44%	222
LYNN HAVEN SPORTS COMPLEX-WALKON CLINIC		18	203	92%	221
VITAS LUTHERAN TOWERS INPATIENT PROGRAM		218	3	1%	221
JACKSONVILLE BEACH PEDIATRIC CARE CENTER		199	21	10%	220
PALM BAY HOSPITAL CLINICAL LABORATORY		79	141	64%	220
CLARIDGE HOUSE NURSING CENTER		210	9	4%	219
SPRING HILL HEALTH AND REHABILITATION CENTER		207	12	5%	219
BAY VILLAGE OF SARASOTA INC		217	2	1%	219
HERON POINTE HEALTH AND REHABILITATION	1	218			219
Bay Breeze Senior Living and Rehabilitation Center		181	38	17%	219
MANDARIN PEDIATRICS		208	11	5%	219
MINUTECLINIC, LLC (CLINIC 10699)		187	31	14%	218
TAMARAC REHABILITATION & HEALTH CENTER		218			218
FL HUD DESTIN, LLC D/B/A GRAND BOULEVARD HEALTH		193	24	11%	217
THE MANOR AT CARPENTERS		185	32	15%	217
MINUTECLINIC LLC # 3686		191	25	12%	216
NORTH PINELLAS STATMED QUICK QUALITY CLINICS		124	92	43%	216
BUFFALO CROSSING HEALTHCARE & REHABILITATION CTR		211	5	2%	216
LAKE PORT SQUARE		200	15	7%	215
MINUTECLINIC LLC #7173		199	16	7%	215
HARDEE MANOR HEALTH CARE CENTER	1	212	2	1%	215
MANORCARE HEALTH SERVICES - VENICE		173	42	20%	215
GANDY CROSSING CARE CENTER		204	11	5%	215
KISSIMMEE FACILITY OPERATIONS LLC		207	6	3%	213
CHIPOLA HEALTH AND REHAB		202	11	5%	213
ADVENT HEALTH CENTRA CARE - ORMOND BEACH		68	145	68%	213
POCONO MEDICAL CENTER		212			212
Boynton Beach Rehabilitation Center	2	209	1	0%	212
SUNRISE DIAGNOSTIC LABORATORY		158	53	25%	211
PARKS HEALTHCARE & REHABILITATION CTR	4	205	1	0%	210
BLOCK, NATION, CHASE, AND SMOLEN FAMILY MEDICINE		157	53	25%	210
LUTHERAN HAVEN		206	3	1%	209
THE PALACE MANAGEMENT - THE PALACE AT CORAL GABLES		209			209
MINUTECLINIC LLC #1821		190	19	9%	209
MINUTECLINIC LLC #3671		188	21	10%	209
PROTEUS MOLECULAR AND CLINICAL LAB	1	144	63	30%	208
BUREAU OF CLINICAL LABORATORIES		172	36	17%	208

COVID-19: testing by laboratory

Data through Dec 16, 2020 verified as of Dec 17, 2020 at 09:25 AM

Data in this report are provisional and subject to change.

The numbers in the table below represent the number of Florida and non-Florida residents for whom test results were received by the Department of Health. A person can be tested by more than one laboratory and can have both positive and negative results. **Therefore, the sum of the numbers in each column will be larger than the total number of people tested.**

Reporting lab	Inconclusive	Negative	Positive	Percent positive	Total
INTELEX LABS, LLC		203	4	2%	207
CONSULATE HEALTH CARE OF WINTER HAVEN		207			207
COMMUNITY HEALTH CENTERS OF PINELLAS, INC.		3	203	99%	206
Sunset Point Center		204	2	1%	206
ROSEN MEDICAL CENTER		185	21	10%	206
SUWANNEE HEALTH AND REHABILITATION CENTER		203	2	1%	205
TUSKAWILLA NURSING AND REHAB CENTER	2	198	4	2%	204
READY RESPONDERS FLORIDA, PLLC		174	30	15%	204
Premier Place at The Glenview		197	6	3%	203
MEDRITE MEDICAL CARE, PC	90	98	15	7%	203
PRO CLINIC		159	44	22%	203
TGH		1	201	100%	202
LabCorp (Non-Interfaced)	1	106	95	47%	202
POLK COUNTY HEALTH DEPARTMENT		178	24	12%	202
ASAP LAB LLC		108	93	46%	201
Governors Creek Health and Rehabilitation	1	198	2	1%	201
VAMC WEST PALM LAB		5	196	98%	201
GATEWAY/ADVENT CENTRA CARE		13	188	94%	201
LIFE CARE PONTE VEDRA INC		198	2	1%	200
PruittHealth Santa Rosa		195	5	3%	200
MICHAEL A MIDDLETON MD PA□		192	8	4%	200
HOMESTEAD VILLAGE		198	2	1%	200
Taylor Care Center		197	2	1%	199
HEALTH FIRST - HOLMES REGIONAL MEDICAL CENTER		32	167	84%	199
BAYA POINTE NURSING AND REHABILITATION		115	83	42%	198
CYPRESS VILLAGE		188	10	5%	198
FULGENT GENETICS	2	161	35	18%	198
MINUTECLINIC LLC #3635		181	17	9%	198
FAST TRACK URGENT CARE CENTER - CARROLLWOOD		1	197	99%	198
PATHGROUP LABS LLC		94	104	53%	198
ORANGE COUNTY HEALTH DEPT		190	8	4%	198
Solaris HealthCare Windermere		192	5	3%	197
ARCHER HEALTH VENTURES, LLC		187	10	5%	197
BREVARD HEALTH ALLIANCE		63	133	68%	196
BLUE MED CONSULTANTS		188	7	4%	195
LAKE PARK OF MADISON		192	3	2%	195
TIERRA PINES CENTER		186	8	4%	194
FLORIDA CLINICAL LABORATORY-BIOREFERENCE LABORATORIES		63	130	67%	193
GRAND COURT TAMPA		192	1	1%	193
CONSULATE HEALTH CARE OF BAYONET POINT	3	185	4	2%	192
SABAL PALMS HEALTH AND REHAB		153	39	20%	192
HEALTHY STEPS PEDIATRICS		172	20	10%	192
XYZ LABORATORY	2	172	17	9%	191
ST JAMES HEALTH AND REHABILITATION CENTER		185	5	3%	190
MEDIPATH		5	184	97%	189
Consulate Health Care of North Fort Myers		182	6	3%	188
MIAMI JEWISH HEALTH SYSTEMS, INC	1	180	7	4%	188

COVID-19: testing by laboratory

Data through Dec 16, 2020 verified as of Dec 17, 2020 at 09:25 AM

Data in this report are provisional and subject to change.

The numbers in the table below represent the number of Florida and non-Florida residents for whom test results were received by the Department of Health. A person can be tested by more than one laboratory and can have both positive and negative results. **Therefore, the sum of the numbers in each column will be larger than the total number of people tested.**

Reporting lab	Inconclusive	Negative	Positive	Percent positive	Total
HOPE HOSPICE AND COMMUNITY SERVICES INC	5	179	4	2%	188
ABBOTT LABORATORIES		142	45	24%	187
PHYSICIANS PRIMARY CARE LAB		154	33	18%	187
HEALTH LINK DIAGNOSTIC LABORATORIES		182	5	3%	187
The Palace Nursing and Rehabilitation Center		187			187
MANOR OAKS NURSING & REHAB CENTER		186	1	1%	187
PLANTATION NURSING & REHAB CENTER		186			186
CAPE CANAVERAL HOSPITAL		58	127	69%	185
Glades West Rehabilitation and Nursing Center		184	1	1%	185
HEATHER HILL HEALTHCARE CENTER		169	16	9%	185
Destin Healthcare and Rehabilitation Center	1	181	3	2%	185
ST. JAMES BAY HEALTH AND REHABILITATION CENTER		183	1	1%	184
WOMEN'S CARE FLORIDA LABORATORY		178	5	3%	183
PALM GARDEN OF AVENTURA		182	1	1%	183
DOCTORS MEMORIAL FAMILY MEDICINE	2	122	59	32%	183
PALM GARDEN OF TAMPA		181	2	1%	183
SIGNATURE HEALTHCARE AT THE COURTYARD		138	45	25%	183
NEO GENOMICS - FORT MYERS	1	178	4	2%	183
FLORIDA DEPARTMENT OF HEALTH		160	23	13%	183
CARRINGTON PLACE OF ST PETE LLC		181	1	1%	182
W FRANK WELLS NURSING HOME		162	20	11%	182
PALM GARDEN OF CLEARWATER		177	5	3%	182
FLAGLER COUNTY HEALTH DEPARTMENT		156	26	14%	182
PCB CLINIC		136	45	25%	181
USA HEALTH UNIVERSITY HOSPITAL CLINICAL LABORATORY	1	178	2	1%	181
STARKE FAMILY MEDICAL CENTER		148	33	18%	181
BAY TREE CARE AND REHABILITATION CENTER		164	16	9%	180
EAST LAKE PEDIATRICS PA		168	12	7%	180
CENTRA CARE – AZALEA PARK		98	82	46%	180
RULEME CENTER	1	176	3	2%	180
HARDEE COUNTY HEALTH DEPARTMENT		143	37	21%	180
SIGNATURE HEALTHCARE OF NORTH FLORIDA		178	2	1%	180
PruittHealth Panama City		175	5	3%	180
BROOKDALE FORT MYERS CYPRESS LAKE		178	1	1%	179
TERRACES OF LAKE WORTH CARE CENTER		178			178
ELLENTON PEDIATRICS		162	15	8%	177
SOLARIS HEALTHCARE MERRITT ISLAND		163	14	8%	177
UNIVERSITY OF TAMPA STUDENT HEALTH AND SHC CLINICAL LABORATORY		44	132	75%	176
VITAS HEALTHCARE CORP OF CENTRAL FL		175	1	1%	176
MEDICAL CENTER CLINIC-IMMEDIATE CARE	1	144	31	18%	176
ADVENT HEALTH CENTRA CARE - DAYTONA BEACH		89	85	49%	174
EPN URGENT CARE		43	131	75%	174
Consulate Health Care of St. Petersburg		174			174
Lake Port Square Health Center		169	4	2%	173
NIGHT LITE PEDIATRICS WINTER GARDEN		144	28	16%	172
ADVENT HEALTH CENTRA CARE - COLONIAL TOWN		124	48	28%	172
ADVENTHEALTH MEDICAL GROUP PROMPT CARE		137	34	20%	171

COVID-19: testing by laboratory

Data through Dec 16, 2020 verified as of Dec 17, 2020 at 09:25 AM

Data in this report are provisional and subject to change.

The numbers in the table below represent the number of Florida and non-Florida residents for whom test results were received by the Department of Health. A person can be tested by more than one laboratory and can have both positive and negative results. **Therefore, the sum of the numbers in each column will be larger than the total number of people tested.**

Reporting lab	Inconclusive	Negative	Positive	Percent positive	Total
BAPTIST HEALTH PRIMARY CARE	1	134	36	21%	171
ADVENT HEALTH CENTRA CARE - WESLEY CHAPEL		4	167	98%	171
LOOP PEDIATRICS PA		151	19	11%	170
MINUTECLINIC LLC #476		143	27	16%	170
ORCHARD PARK HEALTH & REHABILITATION		169			169
PEDIATRIC HEALTH CARE ALLIANCE, PA		151	17	10%	168
PANAMA CITY DEVELOPMENTAL CENTER☐		168			168
ST. CLOUD REGIONAL MEDICAL CENTER		155	12	7%	167
NADAL PEDIATRICS - VICTORIA STREET (3385)		141	26	16%	167
DIAMOND RIDGE HEALTH AND REHABILITATION		155	11	7%	166
Chatsworth at PGA National, LLC		163	3	2%	166
ADVENT HEALTH CENTRA CARE - OVIEDO		63	101	62%	164
AZALEA TRACE		158	6	4%	164
BRADENTON HEALTH CARE		163			163
HENDRY REGIONAL MEDICAL CENTER CLINICAL LABORATORY		116	47	29%	163
NSPIRE HEALTHCARE LAUDERHILL		160	3	2%	163
FORT PIERCE HEALTH CARE		163			163
BROOKSVILLE HEALTHCARE CENTER LLC☐		161	1	1%	162
TRI COUNTY NURSING HOME		161	1	1%	162
Heritage Healthcare at Tallahassee		159	2	1%	161
DAVID SCOTT MADWAR MD PA☐		149	12	7%	161
MINUTECLINIC LLC #3291		140	21	13%	161
URGENT CARE OF THE PALM BEACHES, NORTH PALM BEACH			161	100%	161
BAYVIEW CENTER		160	1	1%	161
KEYSTONE REHAB		160			160
FLORIDA DEPARTMENT OF HEALTH CLAY COUNTY		104	56	35%	160
GREENBRIAR REHABILITATION AND NURSING CENTER	1	159			160
ELMHURST HOSPITAL CENTER	1	154	5	3%	160
CARENOW URGENT CARE – FORT PIERCE		121	39	24%	160
ADVENT HEALTH CENTRA CARE - WINTER HAVEN	1	80	77	49%	158
JACKSON PLAZA NURSING & REHAB CENTER		157	1	1%	158
WUESTHOFF REF LABORATORY			158	100%	158
CARENOW	2	89	66	42%	157
TALLAHASSEE NHHI LLC		156	1	1%	157
PERSONALIZED GENETIC TESTING		68	89	57%	157
MANOR CARE OF NAPLES FL LLC		156	1	1%	157
Nspire Health Care Kendall		150	6	4%	156
HOSPITAL FOR SPECIAL SURGERY		155	1	1%	156
VETERANS AFFAIRS MEDICAL CENTER - MIAMI			156	100%	156
COCOA BEACH/ADVENT CENTRA		41	114	74%	155
ABBIEJEAN RUSSELL CARE CENTER☐		155			155
The Inn at Sarasota Bay Club		153	2	1%	155
PRUITT HEALTH		153	2	1%	155
TIMBERRIDGE NURSING HOME & REHAB		123	32	21%	155
PALMETTTO FACILITY INC	1	153			154
TREASURE COAST MEDICAL ASSOCIATES INC		116	37	24%	153
AFC URGENT CARE FAMILY CARE			153	100%	153

COVID-19: testing by laboratory

Data through Dec 16, 2020 verified as of Dec 17, 2020 at 09:25 AM

Data in this report are provisional and subject to change.

The numbers in the table below represent the number of Florida and non-Florida residents for whom test results were received by the Department of Health. A person can be tested by more than one laboratory and can have both positive and negative results. **Therefore, the sum of the numbers in each column will be larger than the total number of people tested.**

Reporting lab	Inconclusive	Negative	Positive	Percent positive	Total
PALM GARDEN OF WEST PALM BEACH☐	1	138	13	9%	152
Life Care Center of Punta Gorda	1	147	4	3%	152
AFC URGENT CARE TYRONE		2	150	99%	152
HUNT CLUB PEDIATRIC ASSOCIATES, P.A.		130	21	14%	151
COMMUNITY HEALTH AND REHABILITATION CENTER		139	12	8%	151
CONSULATE HEALTH CARE OF MELBOURNE		151			151
SILVER CREEK SENIOR LIVING COMMUNITY		151			151
J AND G MEDICAL GROUP LLC		128	22	15%	150
DIAMOND RIDGE		147	3	2%	150
ARCPOINT LABS OF ST PETERSBURG		114	36	24%	150
BEAR CREEK NURSING CENTER		149	1	1%	150
HALIFAX MEDICAL CENTER-PORT ORANGE LAB		129	20	13%	149
FAWCETT MEMORIAL HOSPITAL-LAB		39	110	74%	149
DXTERITY DIAGNOSTICS	1	145	3	2%	149
PALM GARDEN OF WINTER HAVEN		135	14	9%	149
PRECISION HEALTH RESOURCES, LLC	1	133	15	10%	149
ASTON GARDENS AT PELICAN MARSH		146	2	1%	148
SILVERCREST HEALTH AND REHABILITATION CENTER	3	140	5	3%	148
ADVENT HEALTH CENTRA CARE - CARROLLWOOD		2	146	99%	148
CITRUS HEALTH AND REHAB		128	20	14%	148
AVENTURA REHAB AND NURSING CENTER		148			148
CORAL REEF NURSING & REHAB CENTER		147			147
AFC URGENT CARE SEMINOLE			147	100%	147
CATALYST WALK IN CLINIC		109	37	25%	146
ADVENT HEALTH CENTRA CARE - ST. CLOUD		131	15	10%	146
Bayside Care Center	1	140	5	3%	146
PADDOCK RIDGE		144	2	1%	146
OCALA FAMILY MEDICAL CENTER INC	1	115	29	20%	145
REHABILITATION CENTER OF LAKE CITY, TH		137	7	5%	144
SERANADES BY SONATA WEST ORANGE		126	18	13%	144
EDGEWATER AT WATERMAN VILLAGE,THE		143	1	1%	144
SARNO EXTENDED HOURS		96	47	33%	143
LONGWOOD FAMILY PRACTICE		121	22	15%	143
EDGEWOOD NURSING CENTER		140	2	1%	142
ORLANDO HEALTH EMERGENCY DEPARTMENT		132	9	6%	141
WESTWOOD HEALTHCARE SNF		140	1	1%	141
LPG COCONUT POINT		121	20	14%	141
ENGLEWOOD HEALTHCARE AND REHABILITATION CENTER		141			141
SUN COUNTRY PEDIATRICS PLLC	6	123	11	8%	140
SERANADES IN THE VILLAGES		124	16	11%	140
LAB CORP	1	86	52	37%	139
ARBOR FACILITY INC		139			139
RIVERS FAMILY MEDICINE PA		111	28	20%	139
Consulate Healthcare of West Palm Beach		131	8	6%	139
AMERICAN PATHOLOGY PARTNERS		136	2	1%	138
AMERICAN FINNISH NURSING HOME	1	135	2	1%	138
LITTLE PINE PEDIATRICS		101	37	27%	138

COVID-19: testing by laboratory

Data through Dec 16, 2020 verified as of Dec 17, 2020 at 09:25 AM

Data in this report are provisional and subject to change.

The numbers in the table below represent the number of Florida and non-Florida residents for whom test results were received by the Department of Health. A person can be tested by more than one laboratory and can have both positive and negative results. **Therefore, the sum of the numbers in each column will be larger than the total number of people tested.**

Reporting lab	Inconclusive	Negative	Positive	Percent positive	Total
PPC-LAB EDI ORCHARD BI		129	8	6%	137
MANOR AT BLUEWATER BAY		131	6	4%	137
Rehabilitation Center for Park Place LLC		135	2	1%	137
BAYFRONT HEALTH MEDICAL GROUP		106	31	23%	137
AFC URGENT CARE CLEARWATER		81	56	41%	137
UCC - WELLINGTON			136	100%	136
VENICE REGIONAL BAYFRONT HEALTH (PULMONARY)		126	10	7%	136
PORT ST LUCIE REHABILITATION AND HEALTHCARE		98	38	28%	136
DIGNITY HEALING, LLC		131	4	3%	135
IRL MARKET LAB ALACHUA		104	31	23%	135
Parkview Rehabilitation Center at Winter Park		132	3	2%	135
SAINTS 120 LLC	1	108	25	19%	134
PALM BEACH COUNTY HEALTH DEPT LAB	1	131	2	1%	134
UNITED CLINICAL LABORATORIES		124	9	7%	133
ADVENT HEALTH CENTRA CARE - DELAND		28	105	79%	133
NORTH FLORIDA PEDIATRICS - MARIANNA		101	32	24%	133
OAKBROOK HEALTH AND REHABILITATION CENTER	1	132			133
ALLSOUTH URGENT CARE			133	100%	133
LABORATORY OF FLORIDA		83	50	38%	133
FIRST CHOICE PEDIATRICS		93	40	30%	133
INTERLACHEN PEDIATRICS PA		128	5	4%	133
CRUCIAL CARE EMERGENCY MEDICINE DOCTORS		107	25	19%	132
FORT WALTON REHABILITATION CENTER		95	37	28%	132
COLOR GENOMICS, INC.	1	129	2	2%	132
ROSECASTLE OF ZEPHRHILLS		130	2	2%	132
ASSOCIATESMD MEDICAL GROUP INC		113	19	14%	132
THE REHABILITATION CENTER OF LAKE CITY		127	5	4%	132
CAYUGA MEDICAL CENTER AT ITHACA		129	3	2%	132
TRENTON MEDICAL CENTER INC DBA PALMS MEDICAL GROUP	2	106	23	18%	131
FLORIDA DEPT OF HEALTH IN BREVARD COUNTY	3	114	14	11%	131
AMERICAN RESEARCH LABS		7	124	95%	131
LONGWOOD HEALTH AND REHABILITATION CENTER		125	6	5%	131
INTEGRATED REGIONAL LABORATORIES		119	12	9%	131
REGENCY CARE OF BLOUNTSTOWN LLC		124	6	5%	130
NCRNC INC		128	2	2%	130
BMHSI-AEL MICROBIOLOGY LABORATORY	2	102	25	19%	129
ADVENT HEALTH - ORLANDO		111	18	14%	129
ALL SEASONS NAPLES LLC		128	1	1%	129
GENE BY GENE		61	68	53%	129
ADVENT HEALTH CENTRA CARE - AZALEA PARK		112	17	13%	129
CENTRACARE		17	112	87%	129
REFUAH HEALTH CENTER LABORATORY		124	4	3%	128
CANTERFIELD OF OCALA, LLC		126	2	2%	128
MATHISON RETIREMENT COMMUNITY, INC		127	1	1%	128
Emory L Bennett State Veterans Nursing Home		126	2	2%	128
Fernandina Beach Rehabilitation and Nursing Center		127			127
AMBULATORY SURGERY CENTER OF BOCA RATON LTD		126	1	1%	127

COVID-19: testing by laboratory

Data through Dec 16, 2020 verified as of Dec 17, 2020 at 09:25 AM

Data in this report are provisional and subject to change.

The numbers in the table below represent the number of Florida and non-Florida residents for whom test results were received by the Department of Health. A person can be tested by more than one laboratory and can have both positive and negative results. **Therefore, the sum of the numbers in each column will be larger than the total number of people tested.**

Reporting lab	Inconclusive	Negative	Positive	Percent positive	Total
MINUTECLINIC LLC		109	18	14%	127
MILLENNIUM LAB SERVICES			127	100%	127
FLORIDA KEYS PEDIATRICS & ADOLESCENT CENTER		122	4	3%	126
PIONEER CLINICAL LAB, LLC		104	22	17%	126
GOOD SAMARITAN SOCIETY OF DELAND		123	3	2%	126
SEA BREEZE REHAB AND NURSING CENTER		124	2	2%	126
PINES OF SARASOTA		125			125
FLORIDA HEALTH CARE PLAN INC		2	123	98%	125
SEMINOLE NURSING PAVILION		118	7	6%	125
TRINITY REGIONAL REHAB CENTER		119	6	5%	125
ADVENT HEALTH CENTRA CARE - LONGWOOD		22	103	82%	125
MACTOWN, INC		124			124
Solaris Healthcare Daytona	1	123			124
THE CLUB AND REHABILITATION CENTER		123	1	1%	124
ST CATHERINE'S WEST REHABILITATION HOSPITAL		123	1	1%	124
GENETWORKX		17	107	86%	124
AFC URGENT CARE		52	72	58%	124
ADVANCED MEDICAL CENTER		86	38	31%	124
LIFE CARE CENTER OF ALTAMONTE SPRINGS		102	21	17%	123
SABAL DIRECT PRIMARY CARE, PA		106	17	14%	123
DOCTORS MEMORIAL HOSPITAL		37	86	70%	123
TARPON POINT NURSING AND REHABILITATION CENTER		123			123
BOCA GRANDE HEALTH CLINIC		119	4	3%	123
CHILDRENS MEDICAL ASSOCIATION		112	11	9%	123
PARKVIEW HEALTH		121			121
GRAVITY DIAGNOSTICS, LLC		35	86	71%	121
TRI-COUNTY NURSING HOME		114	7	6%	121
VILLAGE DOCTORS OF KEYSTONE		100	21	17%	121
GESSLER CLINIC PA		98	22	18%	120
FHMG-FLORIDA HOSPITAL MEDICAL GROUP		101	19	16%	120
ARTHREX MEDICAL CENTER		48	72	60%	120
ACCURATE DIAGNOSTIC LABS, INC		115	5	4%	120
PEDIATRICS IN BREVARD PA		111	9	8%	120
SUWANNEE VALLEY NURSING CENTER		114	6	5%	120
BAYSIDE HEALTH AND REHABILITATION CENTER		119			119
POINT WASHINGTON MEDICAL CLINIC		1	117	99%	118
BOSTON RED SOX CLUB LP		117	1	1%	118
MATHISON RETIREMENT COMMUNITY		114	4	3%	118
GRAVITY DIAGNOSTICS		42	76	64%	118
PROVIDENCE HOSPITAL LABORATORY		112	5	4%	117
NEIGHBORHOOD MEDICAL CENTER		112	5	4%	117
INN AT ASTON GARDENS, THE		113	3	3%	116
COASTAL PHYSICIANS, LLC		93	22	19%	115
PAVILION FOR HEALTHCARE, THE		115			115
Whispering Oaks	5	103	7	6%	115
PALM GARDEN OF ORLANDO		105	9	8%	114
CHARTER SENIOR LIVING OF PANAMA CITY BEACH		99	15	13%	114

COVID-19: testing by laboratory

Data through Dec 16, 2020 verified as of Dec 17, 2020 at 09:25 AM

Data in this report are provisional and subject to change.

The numbers in the table below represent the number of Florida and non-Florida residents for whom test results were received by the Department of Health. A person can be tested by more than one laboratory and can have both positive and negative results. **Therefore, the sum of the numbers in each column will be larger than the total number of people tested.**

Reporting lab	Inconclusive	Negative	Positive	Percent positive	Total
LabCorp L#09258090 M#09258105		72	42	37%	114
PROVISTA DIAGNOSTICS, INC		112	2	2%	114
LASER & SURGERY CENTER OF THE PALM BEACHES□		113			113
MOBILE INFIRMARY MED CENTER PATH LAB		102	11	10%	113
ARDEN COURTS OF LARGO FL, LLC		110	3	3%	113
COQUINA CENTER		111	1	1%	112
NATIONS BEST FAMILY HEALTH CARE		60	52	46%	112
COASTAL HEALTH AND REHAB		110	2	2%	112
ALLIED HEALTH FORT PIERCE		112			112
ADVENT HEALTH CENTRA CARE		9	103	92%	112
RDX BIOSCIENCE		54	58	52%	112
AMERICAN FAMILY CARE PENSACOLA WEST		1	111	99%	112
CENTRA CARE - HUNTER'S CREEK		52	59	53%	111
HIALEAH SHORES NURSING AND REHAB CENTER		103	8	7%	111
WEDGEWOOD HEALTHCARE CENTER		82	29	26%	111
BELVEDERE COMMONS OF FORT WALTON BEACH		101	9	8%	110
PRIMECARE OF DOTHAN		75	34	31%	109
Solaris Healthcare Lake Bennet		96	13	12%	109
MEADOWCREST FAMILY PHYSICIANS		78	31	28%	109
NORTH FL SOUTH GA HCS-MALCOM RANDALL VAMC			109	100%	109
HEALTH CENTRAL PARK		96	13	12%	109
HILLSBOROUGH COUNTY DEVELOPMENTAL CTR□	1	108			109
BAYFRONT HEALTH ER PINELLAS PARK	1	71	37	34%	109
DOCTOR'S IN HOUSE LABORATORY		13	95	88%	108
MEYER PEDIATRICS		96	12	11%	108
ISLAND HEALTH AND REHABILITATION CENTER		108			108
TUSCAN GARDENS OF PALM COAST		107	1	1%	108
LAKESIDE NEUROLOGIC		104	4	4%	108
Solaris Healthcare Coconut Creek		106	2	2%	108
HEARTLAND PEDIATRICS OF LAKE WALES		100	8	7%	108
Bayside Health and Rehabilitation		107	1	1%	108
SOLARIS HEALTHCARE OSCEOLA		105	3	3%	108
EVANS HEALTH CARE		106	2	2%	108
TUSCAN GARDENS OF VENETIA MANAGEMENT COMPANY		106	1	1%	107
GRAND OAKS HEALTH & REHABILITATION		106	1	1%	107
CORE BIO LABS		74	33	31%	107
MINUTECLINIC DIAGNOSTIC OF RHODE ISLAND, LLC #729		103	4	4%	107
FHMG FLORIDA HOSPITAL MEDICAL GROUP		92	15	14%	107
MOLECULAR TESTING LABS		74	33	31%	107
GLADES HEALTH CARE CENTER		106	1	1%	107
DBI HEALTH INC		103	3	3%	106
MINUTECLINIC LLC #4987		92	14	13%	106
WESLEY HAVEN VILLA	1	99	6	6%	106
HEART OF FLORIDA REGIONAL MED CTR		35	71	67%	106
QUICK CARE MED		80	26	25%	106
SHOAL CREEK REHABILITATION CENTER		71	35	33%	106
Gulf Coast Healthcare (Longwood Health and Rehab		106			106

COVID-19: testing by laboratory

Data through Dec 16, 2020 verified as of Dec 17, 2020 at 09:25 AM

Data in this report are provisional and subject to change.

The numbers in the table below represent the number of Florida and non-Florida residents for whom test results were received by the Department of Health. A person can be tested by more than one laboratory and can have both positive and negative results. **Therefore, the sum of the numbers in each column will be larger than the total number of people tested.**

Reporting lab	Inconclusive	Negative	Positive	Percent positive	Total
ADVENT HEALTH CENTRA CARE - BRANDON		29	76	72%	105
WRIGHTS HEALTH CARE AND REHABILITATION CENTER		99	6	6%	105
ADVENT HEALTH CENTRA CARE - SANFORD		28	77	73%	105
PHYSICIANS STAT LAB INC		83	22	21%	105
ATLANTIC SHORES NURSING AND REHAB CENTER		103	1	1%	104
GOLD CHOICE SENIOR COMMUNITIES		75	29	28%	104
MINUTECLINIC LLC #7973		90	14	13%	104
WOODBIDGE FACILITY INC		103	1	1%	104
BAY VIEW HEALTHCARE		85	19	18%	104
ANCIENT CITY PEDIATRICS		99	4	4%	103
SUPERIOR RESIDENCES OF PANAMA CITY BEACH		97	6	6%	103
JEFFERY WEINZWEIG		2	101	98%	103
UNIVERSITY MEDICAL CENTER SUITES		90	12	12%	102
EXPRESS URGENT CARE LLC		1	101	99%	102
NEW YORK CITY DEPARTMENT OF HEALTH & MENTAL		94	8	8%	102
SUNFLOWER SPRINGS ASSISTED LIVING		99	3	3%	102
EVENT MED SERVICES LABORATORY		100	1	1%	101
CHILDRENS MEDICAL ASSOCIATION PA		85	16	16%	101
Consulate Health Care of Port Charlotte		98	2	2%	100
TREASURE COAST MEDICAL ASSOCIATES		2	98	98%	100
EXOSOME DIAGNOSTICS		94	6	6%	100
WIREGRASS DIRECT PRIMARY CARE PLLC□		85	15	15%	100
ARCADIA HEALTH AND REHABILITATION CENTER		100			100
WIMAUMA COMMUNITY HEALTH CENTER		80	20	20%	100
CRONOS CLINICAL LABORATORY	2	88	10	10%	100
JACKSONVILLE KIDS PEDIATRICS, PLLC		83	17	17%	100
SOUTH BALDWIN REGIONAL MEDICAL CENTER		95	4	4%	99
YOUR FAMILY WALK-IN CLINIC		3	96	97%	99
Solaris HealthCare Imperial		96	3	3%	99
CSL PLASMA		23	76	77%	99
FELLOWSHIP HOME AT THE FAIRWAY LLC		99			99
PLAZA OF HALLANDALE BEACH		98			98
CENTRAL FLORIDA HEALTH CARE		46	52	53%	98
MINUTECLINIC LLC #8396		81	17	17%	98
FIRST CHOICE PRIMARY CARE		73	25	26%	98
FINLAY CLINICAL LABORATORY INC		28	70	71%	98
FLORIDA COMMUNITY HEALTH CENTERS INC			98	100%	98
SOLARIS SENIOR LIVING VERO BEACH		96	2	2%	98
HEALTH CENTERS AT BRENTWOOD		96	1	1%	97
Chatham Glen Healthcare and Rehabilitation Center		95	2	2%	97
PHYSICIANS REGIONAL CLINIC		82	15	15%	97
BAYSHORE MEMORY CARE□		96			96
PEDIATRIC ASSOCIATES ORLANDO		82	14	15%	96
PALMS MEDICAL GROUP HIGH SPRINGS		86	10	10%	96
SOLARIS HEALTHCARE LAKE CITY		59	37	39%	96
ADVENT HEALTH CENTRA CARE - TEMPLE TERRACE		42	53	56%	95
ADVENT HEALTH CENTRA CARE - KISSIMMEE		61	34	36%	95

COVID-19: testing by laboratory

Data through Dec 16, 2020 verified as of Dec 17, 2020 at 09:25 AM

Data in this report are provisional and subject to change.

The numbers in the table below represent the number of Florida and non-Florida residents for whom test results were received by the Department of Health. A person can be tested by more than one laboratory and can have both positive and negative results. **Therefore, the sum of the numbers in each column will be larger than the total number of people tested.**

Reporting lab	Inconclusive	Negative	Positive	Percent positive	Total
VISTA MANOR		92	3	3%	95
OSPREY VILLAGE AT AMELIA ISLAND LTD		91	4	4%	95
San Jose Health & Rehabilitation		95			95
THE TERRACE OF KISSIMMEE		80	15	16%	95
GLOBAL CENTRAL LABS AT PPD	2	87	6	6%	95
PEDIATRICS OF GREATER ORLANDO		84	10	11%	94
MINUTECLINIC LLC #4201		82	12	13%	94
DIAGNOSTIC SOLUTIONS		3	91	97%	94
MINUTECLINIC LLC #3814		77	17	18%	94
GRANDE, THE	2	88	4	4%	94
DEPARTMENT OF HEALTH & HUMAN SERVICES		94			94
MONTEFIORE MEDICAL CENTER LABORATORIES - MOSES		86	8	9%	94
AMERICA'S PHARMACY LLC		82	11	12%	93
ADVANCED AMBULATORY SURGERY CENTER		89	4	4%	93
DEVANSH LAB WERKS INC		77	16	17%	93
FG RAPID RESULTS	1	51	41	44%	93
FIRST CHOICE PEDIATRICS SEMORAN		72	21	23%	93
FINLAY CLINICAL LABORATORY		28	65	70%	93
OCEAN REEF MEDICAL CENTER		74	19	20%	93
CENTERSTONE OF FLORIDA		89	4	4%	93
UNIVERSITY OF MIAMI		1	92	99%	93
AVECINA MOBILE		83	10	11%	93
ORLANDO HEALTH CENTER FOR REHABILITATION		92			92
FAMILY CARE PARTNERS OF NORTHEAST FLORIDA LLC		51	41	45%	92
MINUTECLINIC, LLC #4015		76	16	17%	92
VILLAGE PLACE NH LLC		69	22	24%	91
STATMED QUICK QUALITY CLINIC AT NORTH PINELLAS		65	26	29%	91
24/7 PEDIATRIC CARE CENTERS INC		87	4	4%	91
TIFFANY HALL NURSING AND REHAB CENTER		91			91
ADVENT HEALTH - LAKE NONA		79	12	13%	91
SEMINOLE COUNTY HEALTH DEPARTMENT		73	18	20%	91
NAVY HOSPITAL			91	100%	91
AMELIA MEDICAL CARE		14	77	85%	91
MINUTECLNIC LLC		78	13	14%	91
FLORIDA HEALTH CARE PLANS			91	100%	91
WESTCHESTER MEDICAL CENTER		88	2	2%	90
Concordia Village of Tampa AL		90			90
MINUTECLINIC LLC # 3930		79	11	12%	90
AYERS HEALTH & REHABILITATION CENTER		90			90
GEORGIA DEPARTMENT OF PUBLIC HEALTH		1	89	99%	90
ADVENT HEALTH CENTRA CARE - CITRUS PARK		8	82	91%	90
CALHOUN LIBERTY HOSPITAL		60	30	33%	90
ALTRU DIAGNOSTICS INC		67	22	25%	89
HOLY CROSS HOSPITAL		12	77	87%	89
MEDICAL CENTER OF DELTONA, INC		69	20	22%	89
ADVENT HEALTH CENTRA CARE - WATERMAN		78	11	12%	89
LIFE CARE CENTER OF WINTER HAVEN		77	12	13%	89

COVID-19: testing by laboratory

Data through Dec 16, 2020 verified as of Dec 17, 2020 at 09:25 AM

Data in this report are provisional and subject to change.

The numbers in the table below represent the number of Florida and non-Florida residents for whom test results were received by the Department of Health. A person can be tested by more than one laboratory and can have both positive and negative results. **Therefore, the sum of the numbers in each column will be larger than the total number of people tested.**

Reporting lab	Inconclusive	Negative	Positive	Percent positive	Total
MV MEDICAL PRACTICE DBA PRIMARY URGENT CARE		86	3	3%	89
TRADITION MEDICAL CENTER LABORATORY		48	40	45%	88
AVERO DIAGNOSTICS		64	24	27%	88
SUNLAND MARIANNA COX MEDICAL CENTER		76	12	14%	88
URGENT CARE EXPRESS LLC			88	100%	88
GOVERNOR'S CREEK HEALTH & REHABILITATION		87	1	1%	88
ADVENT HEALTH CENTRA CARE - ORANGE CITY		14	74	84%	88
SURREY PLACE CARE CENTER		83	5	6%	88
HURLBURT FIELD CLINIC		39	48	55%	87
MINUTECLINIC LLC #3003		71	16	18%	87
WHITE PLAINS HOSPITAL CENTER LAB		87			87
SMILEY MEDICAL GROUP		59	28	32%	87
PACIFIC ANALYTICS			87	100%	87
SPRINGS AT LAKE POINTE WOODS		85	2	2%	87
BRANDON HEALTH AND REHABILITATION CENTER	1	85	1	1%	87
WOOD LAKE HEALTH AND REHABILITATION CENTER		87			87
DAIRY ROAD URGENT CARE		54	32	37%	86
KALEIDA HEALTH CENTER FOR LABORATORY		80	6	7%	86
DAYSPRING VILLAGE		85	1	1%	86
KEYS MEDICAL GROUP			86	100%	86
ADVENT HEALTH CENTRA CARE - SOUTH ORANGE		69	16	19%	85
FREEDOM INN AT TARPON SPRINGS		81	4	5%	85
MINUTECLINIC LLC #4458		65	20	24%	85
BRASHEAR'S VITAL CARE CORP		2	83	98%	85
JACKSONVILLE NURSING AND REHAB CENTER		83	2	2%	85
FAST TRACK URGENT CARE CENTER - RIVERVIEW			85	100%	85
ARBOR TRAIL		77	8	9%	85
W. FRANK WELLS NURSING HOME		84	1	1%	85
MIAMI SHORES NURSING & REHAB		85			85
GUEST HOUSE OCALA, THE		85			85
WHITE WILSON MEDICAL IMMEDIATE CARE NICEVILLE		1	84	99%	85
ADVENT HEALTH - PALM HARBOR ER		64	20	24%	84
HEALTH CARE DISTRICT OF PALM BEACH COUNTY MAIN OFFICE	1	9	74	88%	84
AMEERAH LABS, LLC		66	18	21%	84
PINES OF SARASOTA GARDEN		84			84
DISCOVERY VILLAGE AT NAPLES		83			83
AVON PARK PEDIATRICS INC		73	10	12%	83
STEWART MEDICAL GROUP		34	49	59%	83
OAKS OF KISSIMMEE HEALTH AND REHABILITATION CENTER		83			83
RDV SPORTSPLEX PEDIATRICS		67	16	19%	83
HERON CLUB AT PRESTANCIA		80	2	2%	82
LAB		29	53	65%	82
MORSELIFE MEMORY CARE RESIDENCE		81	1	1%	82
BROWARD HEALTH CORAL SPRINGS EPIDEMIOLOGY DEPT		1	81	99%	82
MIRACLE HILL NURSING & REHABILITATION CENTER INC		80	2	2%	82
THE PAVILION FOR HEALTH CARE		72	10	12%	82
BOCA RATON REHABILITATION CENTER		79	3	4%	82

COVID-19: testing by laboratory

Data through Dec 16, 2020 verified as of Dec 17, 2020 at 09:25 AM

Data in this report are provisional and subject to change.

The numbers in the table below represent the number of Florida and non-Florida residents for whom test results were received by the Department of Health. A person can be tested by more than one laboratory and can have both positive and negative results. **Therefore, the sum of the numbers in each column will be larger than the total number of people tested.**

Reporting lab	Inconclusive	Negative	Positive	Percent positive	Total
NSPIRE HEALTHCARE TAMARAC		80	2	2%	82
FAST TRACK URGENT CARE CENTER - WESTCHASE			82	100%	82
THE COURTYARD ASSISTED LIVING		77	4	5%	81
BAPTIST PRIMARY CARE, INC		77	4	5%	81
ATLANTIC URGENT CARE		53	28	35%	81
MD 365 MEDICAL CARE		80	1	1%	81
HAVEN OF OUR LADY OF PEACE INC		81			81
AMA MEDICAL GROUP LLC		69	12	15%	81
LEE COUNTY SCHOOL DISTRICT	1	75	5	6%	81
HOBDAIR FAMILY HEALTH LLC		53	27	34%	80
BORLAND GROOVER CLINIC	1	66	13	16%	80
VIERA HOSPITAL			80	100%	80
SEASIDE HEALTH AND REHABILITATION CENTER		24	56	70%	80
CLYDE E LASSEN STATE VETERANS NURSING HOME		56	24	30%	80
LITTLE PINE PEDIATRICS PLLC		76	4	5%	80
MIDWAY PRIMARY CARE, LLC		78	2	3%	80
CONEY ISLAND HOSPITAL		79	1	1%	80
QUICK CARE MED PL CR		77	3	4%	80
UNIVERSITY HEALTH SYSTEM INC		72	8	10%	80
PEDIATRICS BY THE SEA		78	1	1%	79
BAPTIST PRIMARY CARE INC		66	13	16%	79
EDGEWATER AT WATERMAN VILLAGE		78	1	1%	79
DIAGNOSTIC & CLINICAL CARE SERVICES INC DBA		66	13	16%	79
LAKE HOUSE ASSISTED LIVING		64	15	19%	79
THE WELLNESS CENTER AT LAKEWOOD RANCH			79	100%	79
FLAMEDILAB		19	60	76%	79
ASCENSION MEDICAL GROUP		1	78	99%	79
VETERANS AFFAIRS MEDICAL CENTER - PALO ALTO		28	50	64%	78
NITE LITE PEDIATRICS - JACKSONVILLE		76	2	3%	78
CAREMOUNT MEDICAL - PATHOLOGY		76	2	3%	78
TRUE NORTH HEALTH NAVIGATION LLC DBA DISPATCHHEALTH	1	60	16	21%	77
PEDIATRIC ASSOCIATES OF OCALA PA		70	7	9%	77
NORTH FLORIDA PEDIATRICS PA - DUVAL		75	2	3%	77
CONSULATE HEALTH CARE OF SARASOTA		77			77
FAST TRACK URGENT CARE CENTER - SOUTH TAMPA			77	100%	77
CBS LABS OF TAMPA LLC		3	74	96%	77
LAKEVIEW TERRACE RETIREMENT COMMUNITY		75	2	3%	77
ORANGE CITY NURSING AND REHAB		75	2	3%	77
Heritage Park Rehabilitation & Healthcare		75	1	1%	76
DYNAMIC MEDICAL USA			76	100%	76
ST MARK ASSISTED LIVING CENTER	1	64	11	14%	76
DIAGNOSTIC LABORATORY OF OKLAHOMA		62	14	18%	76
LEESBURG PEDIATRICS		71	5	7%	76
VIERA MANOR ASSISTED LIVING RESIDENCE		71	5	7%	76
JOHN KNOX VILLAGE OF FLORIDA ALF	1	73	1	1%	75
SPRINGS AT BOCA CIEGA BAY,THE		75			75
Advent health care center Celebration		72	3	4%	75

COVID-19: testing by laboratory

Data through Dec 16, 2020 verified as of Dec 17, 2020 at 09:25 AM

Data in this report are provisional and subject to change.

The numbers in the table below represent the number of Florida and non-Florida residents for whom test results were received by the Department of Health. A person can be tested by more than one laboratory and can have both positive and negative results. **Therefore, the sum of the numbers in each column will be larger than the total number of people tested.**

Reporting lab	Inconclusive	Negative	Positive	Percent positive	Total
MINUTECLINIC LLC #3257		60	15	20%	75
CATHOLIC HEALTH SYSTEM DEPT LABORATORY		74	1	1%	75
SOUTH BALDWIN MEDICAL CENTER GULF SHORES		62	13	17%	75
MINUTECLINIC, LLC #3204		67	7	9%	74
NOAH CLINICAL LABORATORY		63	11	15%	74
WINDSOR REFLECTIONS		74			74
ASAP LABS LLC		71	3	4%	74
BAY VUE NURSING AND REHABILITATION CENTER		73	1	1%	74
SCOTT LAKE HEALTH AND REHABILITATION CENTER		71	2	3%	73
CITRUS MEMORIAL HEALTH SYSTEM LAB		2	71	97%	73
SIGNATURE HEALTHCARE OF PORT CHARLOTTE		69	4	5%	73
CONSULATE HEALTH CARE - LAKE MARY		72	1	1%	73
LUIS A GHIGLINO MD PA		71	2	3%	73
VILLAS OF HOLLY BROOK - BRADENTON 14TH		73			73
MAGNOLIA DIAGNOSTIC		1	72	99%	73
MINUTECLINIC LLC #7225		63	10	14%	73
HAVEN OF OUR LADY OF PEACE		72			72
SARAPATH DIAGNOSTICS			72	100%	72
PINELLAS CARE CENTER		47	25	35%	72
EXCEL PEDIATRICS		54	18	25%	72
FLORIDA DEPARTMENT OF HEALTH IN LAKE COUNTY	1	50	21	29%	72
Madison Health and Rehabilitation Center		41	30	42%	71
MEMORY CARE OF NAPLES		71			71
ADVENT HEALTH CENTRA CARE - WINTER GARDEN		13	58	82%	71
PATRIOT MEDICAL LABORATORIES		69	2	3%	71
ADVANCED LAB		67	4	6%	71
CHAUTAUQUA REHABILITATION AND NURSING CENTER		70	1	1%	71
KORGENE LAB		22	49	69%	71
AMMON LABS		61	10	14%	71
HIGHLANDS MEDICAL CENTER		69	2	3%	71
NO FLORIDA PEDIATRICS, PA		68	3	4%	71
HEALTH PARK CARE CENTER		71			71
MEMORIAL MANOR		70			70
QPS, LLC		69	1	1%	70
Highlands Regional Hospital		63	7	10%	70
PLYMOUTH HOME FOR ADULTS, INC.	8	61	1	1%	70
FAMILY CARE PARTNERS OF NE FLORIDA LLC		37	33	47%	70
SUNCOAST COMMUNITY HEALTH CENTERS PEDIATRICS		21	49	70%	70
BROOKDALE OVIEDO		68	2	3%	70
PROMEDICA LABORATORIES		21	48	70%	69
Ocala Health and Rehabilitation Center		68	1	1%	69
BROWARD HEALTH MEDICAL CENTER		3	66	96%	69
SOUTH CAMPUS FACILITY INC		65	4	6%	69
SIMED LABORATORY		57	12	17%	69
Courtyards of Orlando Care Center		69			69
USF HEALTH MORSANI CENTER		5	64	93%	69
DE LUNA HEALTH AND REHABILITATION CENTER		68	1	1%	69

COVID-19: testing by laboratory

Data through Dec 16, 2020 verified as of Dec 17, 2020 at 09:25 AM

Data in this report are provisional and subject to change.

The numbers in the table below represent the number of Florida and non-Florida residents for whom test results were received by the Department of Health. A person can be tested by more than one laboratory and can have both positive and negative results. **Therefore, the sum of the numbers in each column will be larger than the total number of people tested.**

Reporting lab	Inconclusive	Negative	Positive	Percent positive	Total
HERITAGE HEALTHCARE AND REHABILITATION CENTER		69			69
HEALTH FIRST - PALM BAY HOSPITAL		2	66	97%	68
SUNCOAST OPTIMAL WELLNESS		23	45	66%	68
ARBOR GLEN AT ARBOR TRACE		61	7	10%	68
VIERA HOSPITAL, INC		52	16	24%	68
NAPLES CHILDREN'S URGENT CARE		57	11	16%	68
ERIE COUNTY MEDICAL CTR CLINICAL LABS		66	2	3%	68
BIODESIX, INC.		53	15	22%	68
STONY BROOK UNIVERSITY MEDICAL CENTER		59	8	12%	67
LABFIRST - DEPARTMENT OF PATHOLOGY		66	1	1%	67
QUEENS HOSPITAL CENTER		65	2	3%	67
LIFE BRITE		66	1	1%	67
MINUTECLINIC LLC #3654		60	7	10%	67
WELLNOW URGENT CARE PC		67			67
AEL- MEMPHIS		17	50	75%	67
ISLAND URGENT CARE PLLC DBA AFC URGENT CARE		66	1	1%	67
MEDEX MEDICAL EXPRESS OF PALATKA			66	100%	66
ManorCare Health Services-Palm Harbor		66			66
NATURE COAST MEDICAL GROUP		48	17	26%	65
TGH URGENT CARE – SEMINOLE			65	100%	65
FIRST QUALITY LABORATORY		58	7	11%	65
Oakhurst Center		65			65
DISCOVERY VILLAGE AT MELBOURNE		64	1	2%	65
NO FLORIDA PEDIATRICS, PA - BRADFORD		54	11	17%	65
SOUTH GEORGIA MEDICAL CENTER		48	17	26%	65
LATE HOURS URGENT CARE		47	17	27%	64
WATERMARK LAKE POINTE WOODS LLC		64			64
OUT OF STATE		40	24	38%	64
EAST NEW YORK DIAGNOSTIC AND TREATMENT		61	3	5%	64
CHILDREN MED CARE INC		54	10	16%	64
LAB PLUS, LLC AT SAINT THOMAS WEST HOSPITAL		50	14	22%	64
PHYSICIAN PARTNERS PERRY		42	21	33%	63
LAKE VIEW CARE CENTER AT DELRAY		62	1	2%	63
ASSOCIATED CLINICAL LABORATORIES		57	6	10%	63
ADVENT HEALTH CENTRA CARE - POINCIANA		23	40	63%	63
VIERA DEL MAR HEALTH AND REHABILITATION CENTER		62	1	2%	63
WADSWORTH HEALTH CENTER		60	3	5%	63
HUNT CLUB PEDIATRIC ASSOCIATES PA		47	16	25%	63
LABCORP RTP		28	35	56%	63
VIERA HEALTH AND REHABILITATION CENTER		62	1	2%	63
APC PEDIATRICS AT RYE ROAD MEDICAL PARK		63			63
PLANTATION GENERAL HOSPITAL CLINICAL LAB		26	37	59%	63
KINDRED HOSPITAL	3	59	1	2%	63
EISENHOWER ARMY MEDICAL CENTER		59	4	6%	63
F&T MEDICAL RESEARCH, INC		63			63
JOSEPH L MORSE GERIATRIC CENTER	2	59	1	2%	62
MIAMI BEACH COMMUNITY HEALTH CENTER			62	100%	62

COVID-19: testing by laboratory

Data through Dec 16, 2020 verified as of Dec 17, 2020 at 09:25 AM

Data in this report are provisional and subject to change.

The numbers in the table below represent the number of Florida and non-Florida residents for whom test results were received by the Department of Health. A person can be tested by more than one laboratory and can have both positive and negative results. **Therefore, the sum of the numbers in each column will be larger than the total number of people tested.**

Reporting lab	Inconclusive	Negative	Positive	Percent positive	Total
RIDGEWOOD DIAGNOSTIC LABORATORY		60	2	3%	62
MINUTECLINIC DIAGNOSTIC OF SOUTH CAROLINA, LLC		56	6	10%	62
Heartland Healthcare of Ft. Myers		62			62
DOUGLAS T JACOBSON STATE VETERANS HOME		62			62
NEMOURS CHILDREN'S PRIMARY CARE		51	11	18%	62
ST VINCENT'S BIRMINGHAM		58	4	6%	62
MINUTECLINIC LLC #3285		51	11	18%	62
MINUTECLINIC LLC #4024		51	11	18%	62
AMERICAN HOUSE-BONITA SPRINGS□		61	1	2%	62
PALM BEACH PEDIATRICS PA	1	52	9	15%	62
EMERALD COAST HOSPICE		60	1	2%	61
FAST TRACK URGENT CARE CENTER - BRANDON			61	100%	61
WINDSOR OAKS		60	1	2%	61
CL BRUMBACK PRIMARY CARE CLINICS		16	45	74%	61
CENTRAL BALDWIN IMMEDIATE CARE & FAMILY PRACTICE		48	13	21%	61
MINUTECLINIC LLC #1815		52	9	15%	61
PHYSICIANS REGIONAL MEDICAL CENTER - PINE RIDGE		18	42	70%	60
HUNTSVILLE HOSPITAL LABORATORY		45	15	25%	60
MED EXPRESS		6	54	90%	60
EXACT SCIENCES LABORATORIES, LLC		15	45	75%	60
S-H THIRTY-FIVE OPCO- PORT ST LUCIE, LLC	1	59			60
JUPITER MEDICAL CENTER URGENT CARE			60	100%	60
ALL FLORIDA FAMILY AND SPORTS MEDICINE		54	6	10%	60
ATRIUM AT LIBERTY PARK□		59	1	2%	60
CANOPY ON BERRYHILL, THE		48	12	20%	60
MINNESOTA TWINS		56	3	5%	59
INTERNAL LAB		50	9	15%	59
FLORIDA PEDIATRIC GROUP		27	32	54%	59
BOND CLINIC PA PEDIATRICS DEPT		51	8	14%	59
MILLER BIOCONNECT		43	16	27%	59
URGENT CARE TCMA			59	100%	59
AMERICAN FAMILY MEDICAL		48	10	17%	58
SMA LAB		8	50	86%	58
SUMMER VISTA ASSISTED LIVING		37	21	36%	58
GOOD SAMARITAN CENTER		58			58
THE CANOPY AT BERRYHILL		58			58
MINUTECLINIC LLC #5216		52	6	10%	58
Quail Run Health Care Center		58			58
SUNY UPSTATE MEDICAL UNIVERSITY		54	4	7%	58
Margate Health and Rehabilitation Center		56	2	3%	58
CENTRA CARE POINCIANA	1	45	12	21%	58
STONY BROOK SOUTHAMPTON		57	1	2%	58
ISLAND COAST PEDIATRICS		56	2	3%	58
The Grove Health and Rehabilitation		42	16	28%	58
LABCORP EMPLOYER SERVICES		57			57
EAST ALABAMA MEDICAL CENTER LABORATORY		49	8	14%	57
GULF COAST MEDICAL CENTER		55	2	4%	57

COVID-19: testing by laboratory

Data through Dec 16, 2020 verified as of Dec 17, 2020 at 09:25 AM

Data in this report are provisional and subject to change.

The numbers in the table below represent the number of Florida and non-Florida residents for whom test results were received by the Department of Health. A person can be tested by more than one laboratory and can have both positive and negative results. **Therefore, the sum of the numbers in each column will be larger than the total number of people tested.**

Reporting lab	Inconclusive	Negative	Positive	Percent positive	Total
MILLENIUM PHYSICIANS GROUP		1	56	98%	57
EMBRY RIDDLE AERONAUTICAL UNIVERSITY HEALTH SERVICES			57	100%	57
UNIVERSITY OF NORTH FLORIDA STUDENT HEALTH		54	3	5%	57
POINTE, THE		55	2	4%	57
J FRANK AVEY MD		46	11	19%	57
KAPG FLEMING ISLAND SENIOR HOUSING OPCO LLC	1	56			57
ASCENSION SACRED HEART BAY LABORATORY		54	3	5%	57
PALMS FACILITY INC		56	1	2%	57
VILLA MARIA WEST SKILLED NURSING FACILITY		51	6	11%	57
CLEARWATER STATMED QUICK QUALITY CLINICS		28	28	50%	56
FAST TRACK URGENT CARE CENTER - WESLEY CHAPEL			56	100%	56
MD LABS		32	24	43%	56
SENIOR LIVING VII TAMPA LLC□	1	48	7	13%	56
CLEVELAND CLINIC FOUNDATION		11	45	80%	56
Crystal Health & Rehab Center		56			56
FLAGLER COLLEGE HEALTH SERVICES		39	17	30%	56
VIPEDIATRICS PLLC		53	3	5%	56
HOLISTIX TREATMENT CENTERS		52	4	7%	56
REDI MED LLC			55	100%	55
WORKPLACE SCREENING INTELLIGENCE			55	100%	55
PALM BAY URGENT CARE		28	27	49%	55
SONATA HUNTERS CREEK		47	8	15%	55
ARDEN COURTS OF TAMPA□		55			55
GRACE PEDIATRICS		43	12	22%	55
TWIN CREEKS ASSISTED LIVING & MEMORY CARE		53	2	4%	55
PRIMARY CARE SOUTH INC			55	100%	55
MOBILE PHYSICIAN SERVICES INC		53	2	4%	55
MD 365 MEDICAL CARE PLLC		55			55
NORTH PORT REHABILITATION AND NURSING CENTER□		54	1	2%	55
PONTE VEDRA GARDENS		53	1	2%	54
UNITED LABORATORY SERVICES CORPORATION		38	16	30%	54
CORAL GABLES NURSING & REHABILITATION CENTER		47	7	13%	54
CLERMONT HEALTH AND REHAB		40	14	26%	54
TIFFANY HALL NURSING AND REHAB		44	10	19%	54
Sunnyside Nursing Home		52	2	4%	54
FAMILY HEALTH CENTERS OF SOUTHWEST FLORIDA INC		34	20	37%	54
ALZHEIMERS CARE CENTER OF VIERA LTD		36	18	33%	54
SARASOTA CO. HEALTH DEPT # 58		40	14	26%	54
MINUTECLINIC, LLC #3245		37	17	31%	54
HARBORCHASE OF NAPLES		48	6	11%	54
ESTERO ISLAND MEDICAL CENTER		43	11	20%	54
ST. CLOUD MEDICAL GROUP		54			54
PREDICTIVE LABORATORIES, INC	1	48	5	9%	54
CENTRA CARE - CONWAY		21	33	61%	54
GENPATH			53	100%	53
ALTERNATIVE LIVING, INC DBA TWIN CITIES PAVILION		53			53
IQBAL A FARUQUI MD□		42	11	21%	53

COVID-19: testing by laboratory

Data through Dec 16, 2020 verified as of Dec 17, 2020 at 09:25 AM

Data in this report are provisional and subject to change.

The numbers in the table below represent the number of Florida and non-Florida residents for whom test results were received by the Department of Health. A person can be tested by more than one laboratory and can have both positive and negative results. **Therefore, the sum of the numbers in each column will be larger than the total number of people tested.**

Reporting lab	Inconclusive	Negative	Positive	Percent positive	Total
DAYSPRING SENIOR LIVING LLC		52	1	2%	53
BENTON HOUSE AT OAKLEAF		51	2	4%	53
MINUTECLINIC LLC #4612		41	12	23%	53
BROAD INSTITUTE CLINICAL SEQUENCING RESEARCH PLATFORM	1	47	4	8%	52
HCSO OCCUPATIONAL HEALTH AND WELLNESS CENTER		38	14	27%	52
ADVENT HEALTH		49	3	6%	52
ROSECASTLE OF CITRUS		52			52
PARKSIDE INN		52			52
Solaris Senior Living North Naples ALF		47	5	10%	52
FOUNTAIN INN NURSING & REHABILITATION CTR, INC		49	3	6%	52
VETERANS AFFAIRS MEDICAL CENTER - GULF COAST		27	25	48%	52
ARCPPOINT LABS OF SARASOTA MANATEE		1	51	98%	52
WILSON MEMORIAL REGIONAL MEDICAL CENTER		49	3	6%	52
Q ANSWER LAB	1	23	27	53%	51
NXGEN MDX		19	32	63%	51
GULFVIEW MEDICAL INSTITUTE		51			51
CITRUS MEMORIAL HOSPITAL			51	100%	51
EAGLES WATCH CLUSTER		42	9	18%	51
VETERANS AFFAIRS ORLANDO VA MEDICAL CENTER			51	100%	51
FARAH MEDICAL		50	1	2%	51
BOND CLINIC, PA		34	17	33%	51
WASHINGTON REHABILITATION AND NURSING CENTER		51			51
HUNTINGTON HOSPITAL LABORATORY		48	2	4%	50
BROOKDALE FORT MYERS THE COLONY		50			50
GATEWAY CARE CENTER		50			50
MED COMP SCIENCES			50	100%	50
SNH BRFL TENANT LLC		50			50
BAY EDUCATORS WELLNESS CENTER		29	21	42%	50
TGH URGENT CARE - TYRONE		1	49	98%	50
GV NAPLES OPCO, LLC		50			50
MANOR CARE OF BOYNTON BEACH LLC		50			50
ADVENTHEALTH MEDICAL GROUP FAMILY MEDICINE AT		42	8	16%	50
USF		1	48	98%	49
SONATA BOCA RATON		48	1	2%	49
SANDY PINES	2	45	2	4%	49
ADVENT HEALTH - PALM COAST			49	100%	49
SOMERBY LAKE NONA		48	1	2%	49
NITE LITE PEDIATRICS - PORT ST. LUCIE		42	7	14%	49
PHYSICIANS PRIMARY CARE OF SOUTHWEST FLORIDA		39	10	20%	49
SOLARIS SENIOR LIVING NORTH NAPLES		48	1	2%	49
ADVENT HEALTH CENTRA CARE - EAST ORLANDO		21	27	56%	48
KR at Hillsborough Lakes/Lutz Healthcare		48			48
BIOIQ			48	100%	48
BAY CENTER HURRICANE SHELTER		48			48
DB MD		44	4	8%	48
AFC PHYSICIANS OF FLORIDA		37	11	23%	48
HOLLEY NAVARRE MEDICAL CLINIC		29	19	40%	48

COVID-19: testing by laboratory

Data through Dec 16, 2020 verified as of Dec 17, 2020 at 09:25 AM

Data in this report are provisional and subject to change.

The numbers in the table below represent the number of Florida and non-Florida residents for whom test results were received by the Department of Health. A person can be tested by more than one laboratory and can have both positive and negative results. **Therefore, the sum of the numbers in each column will be larger than the total number of people tested.**

Reporting lab	Inconclusive	Negative	Positive	Percent positive	Total
NCH DOWNTOWN NAPLES HOSPITAL		1	47	98%	48
GENEDX		36	12	25%	48
SOFT CELL LABORATORIES		45	3	6%	48
NAPLES PEDIATRICS INC□		43	5	10%	48
CENTURY CENTER FOR REHABILITATION & HEALING		36	12	25%	48
CRAIG BERGER MD PL D/B/A BAY AREA EYE INSTITUTE		48			48
LENOX HILL HOSPITAL		43	4	9%	47
PEDIATRIC CARE CENTER- JACKSONVILLE BEACH		19	28	60%	47
INTERLAB		1	46	98%	47
TRINITY AL SENIOR HOUSING LLC□		44	3	6%	47
HEARTLAND PEDIATRICS OF LAKE PLACID PA		37	10	21%	47
ALLEGRO		47			47
ALLIANCE PEDIATRICS		24	23	49%	47
LAKE MORTON PLAZA□		47			47
MICRO PATH LABORATORIES INC		45	2	4%	47
US MEDICAL CARE, INC		39	8	17%	47
ALEXANDER NININGER STATE VETERANS		47			47
ADVENTHEALTH EXPRESSCARE		40	7	15%	47
NORTH SHORE UNIVERSITY HOSPITAL LABORATORY		43	3	7%	46
KENDALL REGIONAL MEDICAL CENTER LAB	3		43	93%	46
CHILDREN'S HOSPITAL OF ALABAMA		45	1	2%	46
PREMIER PLACE HEALTHCARE AT THE GLENVIEW		46			46
H LEE MOFFITT CANCER CENTER MICRO		46			46
PROMPT CARE OF CENTRAL FLORIDA			46	100%	46
HARTFORD HEALTH SERVICES LLC		46			46
FAMILY EXTENDED CARE OF CENTRAL TAMPA		46			46
DOLPHIN POINTE HEALTH CARE LLC		38	8	17%	46
ST FRANCIS HOSPITAL		40	6	13%	46
EAST MANATEE FAMILY	1	1	44	96%	46
ADVENT HEALTH CENTRA CARE - HUNTERS CREEK		11	35	76%	46
ST MARK VILLAGE		43	3	7%	46
PALMETTO FAMILY HEALTHCARE		8	38	83%	46
FHMG LAKE MARY PEDS		40	6	13%	46
ZON BEACHSIDE LLC□		37	9	20%	46
SOUTHPORT SQUARE HARBOUR HEALTH		45			45
ADVENT HEALTH CENTRA CARE - SAND LAKE		17	28	62%	45
SANDY RIDGE CENTER FOR REHABILITATION AND HEALING		42	3	7%	45
DOS OF NORTH SHORES NURSING & REHAB CENTER		45			45
VILLAGE PEDIATRICS LLC		38	7	16%	45
UNIVERSITY OF CENTRAL FLORIDA HEALTH SERVICES		45			45
INDIGO MANOR□		16	29	64%	45
PALMS EDGE		43	2	4%	45
REGENTS PARK OF BOCA RATON□		42	2	5%	44
CARENOW LAKE MARY			44	100%	44
MOOSEHAVEN LIFE CARE CENTER		44			44
LECONTE MEDICAL CENTER LAB		34	10	23%	44
ADVENT HEALTH - ALTAMONTE SPRINGS		38	6	14%	44

COVID-19: testing by laboratory

Data through Dec 16, 2020 verified as of Dec 17, 2020 at 09:25 AM

Data in this report are provisional and subject to change.

The numbers in the table below represent the number of Florida and non-Florida residents for whom test results were received by the Department of Health. A person can be tested by more than one laboratory and can have both positive and negative results. **Therefore, the sum of the numbers in each column will be larger than the total number of people tested.**

Reporting lab	Inconclusive	Negative	Positive	Percent positive	Total
ALLIANCE OF PHYSICIANS AGAINST COVID-19			44	100%	44
SUMMIT AT VENICE	2	41	1	2%	44
PEDIATRICS OF CENTRAL FLORIDA – SAINT CLOUD	2	40	2	5%	44
SEMINOLE SPORTS AND FAMILY MEDICINE		43	1	2%	44
RESTORE HEALTH URGENT CARE		18	26	59%	44
PROJECT HEALTH INC		35	9	20%	44
ALTAMONTE PEDIATRIC ASSOCIATES		30	14	32%	44
BIG BOCA SMILES LLC		43	1	2%	44
FAWCETT MEMORIAL HOSPITAL LABORATORY			44	100%	44
SOUTHWEST ORLANDO FAMILY MEDICINE, PL		36	8	18%	44
VISITING PHYSICIANS ASSOCIATION		40	4	9%	44
BRANCH MEDICAL CLINIC			43	100%	43
WINTER GARDEN REHAB AND NURSING CENTER		40	3	7%	43
Guardian Care Nursing and Rehabilitation Center		43			43
ADVENT HEALTH - LAKE MARY		35	8	19%	43
HEALTH FIRST - CAPE CANAVERAL HOSPITAL		1	42	98%	43
PALM BAY PEDIATRICS		32	11	26%	43
STUART URGENT CARE			43	100%	43
ELMCROFT OF BELLA VITA		36	7	16%	43
HARBORCHASE OF VERO BEACH		40	3	7%	43
TROY REGIONAL MEDICAL CENTER		34	8	19%	42
KINDRED HOSPITAL THE PALM BEACHES		40	2	5%	42
ADVENT HEALTH - MOUNT DORA		6	36	86%	42
QUOTIENT SCIENCES			42	100%	42
Atlantic Shore Nursing and Rehab		42			42
SOUTHEAST ALABAMA MEDICAL CENTER			42	100%	42
SAMANTHA WILSON CARE CENTER		41	1	2%	42
Centre Pointe Health and Rehabilitation Center		42			42
ORLANDO HEALTH AND REHAB CENTER		7	35	83%	42
BAPTIST MEDICAL CENTER SOUTH		31	11	26%	42
FLORIDA HOSPITAL NEW SMYRNA		4	37	90%	41
RITECARE MED CTR H			41	100%	41
CENTRA CARE – APOPKA	1	2	38	93%	41
SUNNY HILLS ALF OF SEBRING INC		38	3	7%	41
FLORIDA HEALTH CARE		5	36	88%	41
PEDIATRICS OF CENTRAL FLORIDA KISSI		33	8	20%	41
MY CLINICAL LAB INC		4	37	90%	41
DOCTORS MEMORIAL FAMILY PRACTICE	2	33	6	15%	41
DAVID POSNACK JEWISH DAY SCHOOL		40			40
Life Care Center of Sarasota		31	9	23%	40
BioReference Laboratories, Inc		6	34	85%	40
WELL HEALTH WORKS		39	1	3%	40
PRIDE DIAGNOSTICS		24	16	40%	40
STEINHATCHEE FAMILY MEDICAL CENTER		36	4	10%	40
FAMILY EXTENDED CARE OF WINTER HAVEN		39	1	3%	40
FORT MYERS REHABILITATION AND NURSING CENTER		38	2	5%	40
FLORIDA HOSPITAL		24	16	40%	40

COVID-19: testing by laboratory

Data through Dec 16, 2020 verified as of Dec 17, 2020 at 09:25 AM

Data in this report are provisional and subject to change.

The numbers in the table below represent the number of Florida and non-Florida residents for whom test results were received by the Department of Health. A person can be tested by more than one laboratory and can have both positive and negative results. **Therefore, the sum of the numbers in each column will be larger than the total number of people tested.**

Reporting lab	Inconclusive	Negative	Positive	Percent positive	Total
PRECISION HEALTH SOLUTIONS LAB		9	31	78%	40
CLINICAL RESEARCH SEQUENCING PLATFORM		8	31	79%	39
POPLAR HEALTHCARE PLLC	1	11	27	69%	39
BAY COUNTY JAIL ANNEX		34	5	13%	39
CERTUS MTD OPCP LLC		38	1	3%	39
TAVARES PEDIATRICS		37	2	5%	39
ROCKLEDGE REGIONAL MEDICAL CENTER		30	9	23%	39
TGH URGENT CARE POWERED BY FAST TRACK			39	100%	39
BRONX LEBANON HOSPITAL-MEDICAL CENTER		36	3	8%	39
NEXT MOLECULAR ANALYTICS		9	30	77%	39
Darcy Hall Of Life Care		39			39
INN AT THE FOUNTAINS, THE		34	5	13%	39
REDI-MED WALK-IN FAMILY CARE			39	100%	39
PEDIATRIC SPECIALISTS MEDICAL GROUP	1	37	1	3%	39
FINNISH AMERICAN REST HOME-ALF		36	2	5%	38
BOND CLINIC, PA		9	29	76%	38
FLORIDA MEDICAL CLINIC PA		35	3	8%	38
Peninsula Care and Rehab		36	2	5%	38
HOMEWOOD RESIDENCE AT FREEDOM PLAZA		37	1	3%	38
Cross Landings Health and Rehabilitation		38			38
CATHOLIC HEALTH SERVICES REGIONAL LAB		34	4	11%	38
CHIPOLA MEDICAL ASSOCIATES, LLC		23	15	39%	38
CAPITAL REGIONAL MEDICAL CENTER		2	36	95%	38
PALM RIVER COMMUNITY HEALTH CENTER		33	5	13%	38
A COUNTRY PLACE ASSISTED LIVING FACILITY		38			38
FIRST CHOICE URGENT CARE		10	28	74%	38
UNIVERSITY OF ALABAMA		35	3	8%	38
URINEGOODHANDS LLC		36	2	5%	38
RAINBOW PEDIATRICS PC LLC / BREAKFAST POINT		38			38
CABANA AT JENSEN DUNES, THE		38			38
CLARE BRIDGE OF SARASOTA		37	1	3%	38
NEW YORK PRESBYTERIAN - QUEENS DIAGNOSTIC		37	1	3%	38
FRICKS PHARMACY		30	8	21%	38
PATHOGENIUS LABORATORIES		30	7	19%	37
Manatee Springs Rehabilitation and Nursing Center		36	1	3%	37
FHMG_CTR FOR SENIOR HEALTH		32	5	14%	37
PONCE THERAPY CARE CENTER		34	3	8%	37
ROCHESTER GENERAL HOSPITAL LABORATORY		36	1	3%	37
MACADAMS HOME HEALTH AGENCY		37			37
THE COLLIER AT NAPLES		36	1	3%	37
BOULEVARD REHABILITATION CENTER		24	13	35%	37
BOND CLINIC PA		7	30	81%	37
MINUTECLINIC LLC #1067		31	6	16%	37
ROSECASTLE AT DELANEY CREEK		37			37
PANAMA PHARMACY	2	31	4	11%	37
SUMMIT MEDICAL GROUP		33	4	11%	37
ONE MILO		37			37

COVID-19: testing by laboratory

Data through Dec 16, 2020 verified as of Dec 17, 2020 at 09:25 AM

Data in this report are provisional and subject to change.

The numbers in the table below represent the number of Florida and non-Florida residents for whom test results were received by the Department of Health. A person can be tested by more than one laboratory and can have both positive and negative results. **Therefore, the sum of the numbers in each column will be larger than the total number of people tested.**

Reporting lab	Inconclusive	Negative	Positive	Percent positive	Total
JAMES A HALEY VETERANS HOSPITAL			37	100%	37
EXPERTUS LABORATORIES INC		13	24	65%	37
ADVENT HEALTH - LAKE WALES		27	10	27%	37
BROWARD HEALTH MEDICAL CENTER CLINICAL LAB			36	100%	36
CHARLES CROFT MD	1	35			36
COOPER FAMILY MEDICAL, PLLC		31	5	14%	36
CLINICA HISPANA			36	100%	36
LOURDES HOSPITAL INC		34	2	6%	36
DOH-WEST PALM BEACH BRANCH LABORATORY		2	34	94%	36
BVL/LITTLE ANGEL PEDIATRICS		36			36
MEDIQUICK URGENT CARE CENTERS INC			36	100%	36
CAPE REGIONAL MEDICAL CENTER		35	1	3%	36
SONNIS PEDIATRICS PA		35	1	3%	36
BENTON HOUSE OF ST. JOHNS		36			36
RIVER TOWN DIAGNOSTIC LLC		13	23	64%	36
CYPRESS COVE		33	2	6%	35
URGENT CARE & WELLNESS CENTER		9	26	74%	35
PRIME HEALTH OF NORTH PORT LLC		32	3	9%	35
P23 LABS		35			35
ISLAND DOCTORS			35	100%	35
BAYSHORE PATHOLOGY		34	1	3%	35
RIVERSIDE RECOVERY OF TAMPA		34	1	3%	35
CAREMED CLINIC LLC		19	16	46%	35
ADVENT HEALTH - FISH MEMORIAL		2	33	94%	35
PIONEER CLINICAL LAB LLC		24	11	31%	35
IRL		4	31	89%	35
ARBOR OAKS AT TYRONE	1	34			35
SARATOGA HOSPITAL LABORATORY		33	2	6%	35
LAKELAND REGIONAL HEALTH LAKE MIRIAM		3	32	91%	35
CENTRAL FLORIDA HEALTHCARE GROUP LLC		28	7	20%	35
CENTRA CARE - LAKE NONA		3	31	91%	34
BIO-TECH CLINICAL LABORATORIES		1	33	97%	34
AFTER HOURS PEDIATRICS INC		1	33	97%	34
MEDICATION ROOMS-CSU/CI NURSE STATION	1	28	5	15%	34
JERICOHO URGENT CARE		31	3	9%	34
CLERMONT HEALTH AND REHABILITATION CENTER		34			34
MID FLORIDA PATHOLOGY LLC MOBILE UNIT #4		18	16	47%	34
PARAMOUNT WALK-IN CLINIC		1	33	97%	34
MEDIPATH LLC			34	100%	34
PRMG - EAST NAPLES		23	10	30%	33
CHERRY OAK PALM BEACH COUNTY		33			33
SANFORD MOBILE LAB PGA TOUR		32	1	3%	33
CORAL GABLES HOSPITAL			33	100%	33
BIOREFERENCE LABORATORIES		3	30	91%	33
FAMILY EXTENDED CARE OF SEBRING INC		31	2	6%	33
ACCURATE DIAGNOSTIC LAB		32	1	3%	33
COOPER FAMILY MEDICAL PLLC		25	8	24%	33

COVID-19: testing by laboratory

Data through Dec 16, 2020 verified as of Dec 17, 2020 at 09:25 AM

Data in this report are provisional and subject to change.

The numbers in the table below represent the number of Florida and non-Florida residents for whom test results were received by the Department of Health. A person can be tested by more than one laboratory and can have both positive and negative results. **Therefore, the sum of the numbers in each column will be larger than the total number of people tested.**

Reporting lab	Inconclusive	Negative	Positive	Percent positive	Total
ECOLAB GROUP		6	27	82%	33
PINNACLES PEDS CARE PA		33			33
OPPENHEIMER PLASTIC SURGERY LLC		31	2	6%	33
PENNSYLVANIA DEPT OF HEALTH		20	13	39%	33
BOND CLINIC		3	30	91%	33
Kensington Gardens		33			33
AYERS NURSING AND REHABILITATION CENTER		33			33
KAPG ST AUGUSTINE SENIOR HOUSING OPCO LLC		33			33
MEDEX MEDICAL EXPRESS OF PALATKA LLC			33	100%	33
ST. MARYS MEDICAL CENTER		1	32	97%	33
AHSE ROP		32	1	3%	33
PEDIATRICS IN BREVARD PA- ROCKLEDGE		27	6	18%	33
MARQUIS LABS, LLC		33			33
CARENOW URGENT CARE - LAKE MARY			33	100%	33
QHC UPSTATE MEDICAL PC		28	5	15%	33
ADVANCED MEDICAL GROUP		1	32	97%	33
TRADITIONAL HOME HEALTH OF PALM BEACH INC		33			33
PATRICK AIR FORCE BASE		3	30	91%	33
HR SARASOTA OPERATOR LLC		23	10	30%	33
HOLZER HEALTH CENTER			32	100%	32
ST AUGUSTINE PEDIATRIC ASSOC		30	2	6%	32
AMERICAN HOUSE COCONUT POINT		30	2	6%	32
Palm Garden of Largo		32			32
COLLIER HMA PHYSICIAN MANAGEMENT LLC		26	6	19%	32
AZALEA TRACE PHYSICIAN SERVICES		32			32
NORTH FLORIDA SPINE AND WELLNESS		28	4	13%	32
DOH		17	15	47%	32
SH HERON EAST LLC		32			32
PHYSICIAN ASSOCIATES LLC		26	6	19%	32
BIOFIRE		7	25	78%	32
STEWART SEBASTIAN RIVER MEDICAL CENTER		27	5	16%	32
RASHDA ALBIBI M.D. P.A.		30	2	6%	32
CEDAR CREEK AT KINGS BAY INC		32			32
ADVENTIST HEALTH SYSTEM FLORIDA		25	7	22%	32
WESTMINSTER ST AUGUSTINE		32			32
MISSION OAKS ASSISTED LIVING		31	1	3%	32
IPSUM DIAGNOSTICS		3	28	90%	31
MOLECULAR DIAGNOSTICS		1	30	97%	31
ESCAMBIA COUNTY JAIL		18	13	42%	31
NORTH FLORIDA INTERNAL MEDICINE PA		25	6	19%	31
DISCOVERY COMMONS AT BRADENTON		31			31
QUICK CARE MED LLC		26	5	16%	31
ST ANTHONYS REHABILITATION HOSPITAL		30	1	3%	31
MEDLOGIC LABORATORIES		3	28	90%	31
BAYFRONT MEDICAL		23	8	26%	31
MANOR CARE OF PALM HARBOR		31			31
NEW SMYRNA BEACH URGENT CARE			31	100%	31

COVID-19: testing by laboratory

Data through Dec 16, 2020 verified as of Dec 17, 2020 at 09:25 AM

Data in this report are provisional and subject to change.

The numbers in the table below represent the number of Florida and non-Florida residents for whom test results were received by the Department of Health. A person can be tested by more than one laboratory and can have both positive and negative results. **Therefore, the sum of the numbers in each column will be larger than the total number of people tested.**

Reporting lab	Inconclusive	Negative	Positive	Percent positive	Total
life Care Center of Melbourne		17	14	45%	31
SOMERBY OF SANTA ROSA BEACH		29	2	6%	31
CRANE CENTER		22	9	29%	31
NIGHT LITE PEDIATRICS URGENT CARE CENTER			31	100%	31
AMERICAN FAMILY MEDICAL LLC		17	14	45%	31
Palms at Ponte Vedra Assisted Livning and Memory Care		30	1	3%	31
VETERANS HOME			31	100%	31
NAVARRE GARDENS		30	1	3%	31
GRAND OAKS OF JENSEN BEACH LLC□		31			31
NEOGENOMICS LABORATORIES INC		31			31
LITTLE NECK URGENT CARE		29	1	3%	30
ADVENT HEALTH CENTRA CARE - APOPKA NORTH		10	20	67%	30
GRAND ST PAUL CVS		30			30
PECONIC BAY MEDICAL CENTER LABORATORY		24	6	20%	30
LAKEVIEW INTERNAL MEDICINE		7	23	77%	30
PERSONAL PEDIATRICS		27	3	10%	30
NORTHWELL HEALTH PLAINVIEW HOSPITAL LABORATORY		24	6	20%	30
BROOKDALE PALMER RANCH	1	29			30
SUNRISE URGENT CARE ASSOCIATES LLC D/B/A	1	13	16	53%	30
AMEERAH LABS			30	100%	30
LabCorp L#09258130 M#09258125		12	18	60%	30
MINUTECLINIC DIAGNOSTIC OF RHODE ISLAND, LLC #1544		29	1	3%	30
AU HEALTH		25	5	17%	30
PHOSPHORUS DIAGNOSTICS		27	3	10%	30
CARDIOLOGY AND MEDICINE ASSOCIATES		26	4	13%	30
HERITAGE WATERSIDE		27	3	10%	30
REDI-MED WALK IN FAMILY CLINIC			30	100%	30
REGENCY PARK ASSISTED LIVING FACILITY		29	1	3%	30
BELVEDERE COMMONS OF SUN CITY CENTER□		29			29
JACKSONVILLE UNIVERSITY		27	2	7%	29
NEMOURS CHILDREN'S CLINIC		22	7	24%	29
COMPREHENSIVE CHILDCARE		23	6	21%	29
FLORIDA DEPARTMENT OF HEALTH IN CALHOUN COUNTY		20	9	31%	29
WESTWOOD NURSING AND REHABILITATION		28	1	3%	29
LCS SANDHILL COVE LLC DBA		28	1	3%	29
UNIV OF ROCHESTER-STRONG MEMORIAL HOSP		28	1	3%	29
METRO KNOXVILLE HMA		24	5	17%	29
JACKSON HEALTH SYSTEM		1	28	97%	29
ADVENTHEALTH EXPRESS CARE AT WALGREENS 49TH STREET		23	6	21%	29
FLORIDA HEALTH CARE DELAND			29	100%	29
P4CLINICAL	3	2	24	83%	29
WUESTHOFF MEMORIAL HOSPITAL			29	100%	29
ROHR HOME		26	3	10%	29
TRADITIONAL HOME CARE INC		29			29
PORT ST LUCIE HOSPITAL		25	3	11%	28
BEACHES PEDIATRICS PA		27	1	4%	28
LONGLEAF DIAGNOSTIC LABORATORIES		3	25	89%	28

COVID-19: testing by laboratory

Data through Dec 16, 2020 verified as of Dec 17, 2020 at 09:25 AM

Data in this report are provisional and subject to change.

The numbers in the table below represent the number of Florida and non-Florida residents for whom test results were received by the Department of Health. A person can be tested by more than one laboratory and can have both positive and negative results. **Therefore, the sum of the numbers in each column will be larger than the total number of people tested.**

Reporting lab	Inconclusive	Negative	Positive	Percent positive	Total
CANTERFIELD OF CLAY COUNTY		27	1	4%	28
SOUTHERN LABORATORY		6	22	79%	28
PALM GARDEN OF JACKSONVILLE		27	1	4%	28
WEST ISLIP URGENT CARE		28			28
PINELLAS COUNTY JAIL			28	100%	28
BALMORAL TENANT SERVICES INC		28			28
NIGHT LITE PEDIATRICS CENTER LLC		8	20	71%	28
FHMG- FLORIDA HOSPITAL MEDICAL GROUP		20	8	29%	28
IMA MEDICAL GROUP POINCIANA		13	15	54%	28
ELLENTON PEDIATRICS PA		25	3	11%	28
TITUSVILLE FAMILY PRACTICE		14	14	50%	28
CARE ONE OF FLORIDA LLC		12	16	57%	28
SEMINOLE TRIBE OF FLORIDA		21	7	25%	28
ACTIVE SENIOR LIVING		26	2	7%	28
PENSACOLA PEDIATRICS, PA		23	5	18%	28
EC OPCO PENSACOLA, LLC		28			28
MEDICAL CONSULTANTS OF FLORIDA LLC		27	1	4%	28
VENICE REGIONAL MEDICAL CENTER BAYFRONT HEALTH		7	20	74%	27
VILLAGE ON THE ISLE☐		23	4	15%	27
HAWTHORN HOUSE☐		23	4	15%	27
EXPRESS CARE OF BELLEVIEW		27			27
EVERLYWELL		15	12	44%	27
SOLARIS HEALTHCARE BAYONET POINT		26	1	4%	27
KINDRED AT HOME		21	6	22%	27
MIAMI VA HEALTHCARE SYSTEM			27	100%	27
HOLISTIC PEDIATRICS GROUP LLC		25	2	7%	27
EDEN AT CRESTVIEW		12	15	56%	27
CDC		17	10	37%	27
ARBOR TERRACE SAN JOSE LLC		26	1	4%	27
ARIZONA DEPARTMENT OF HEALTH SERVICES			27	100%	27
SUNCOAST LABS			27	100%	27
MAINSTREET FAMILY URGENT CARE		1	26	96%	27
CARITHERS PEDIATRIC GROUP		18	9	33%	27
Cross Terrace REhabitation		26	1	4%	27
AMERICAN HOUSE SENIOR LIVING		27			27
FLORIDA HEART & VASCULAR MULTISPECIALTY GROUP PA		20	7	26%	27
UCLA HEALTHCARE CLINICAL LABS		23	4	15%	27
TAYLORVILLE FAMILY MEDICINE		20	7	26%	27
EC OPCO CARROLLWOOD LLC		21	6	22%	27
BARKLEY PLACE		27			27
OAKTREE HEALTHCARE			27	100%	27
WILLOWBROOKE COURT AT ST ANDREWS ESTATES		22	4	15%	26
LOOP PEDIATRICS		22	4	15%	26
LINCOLN DIAGNOSTIC LAB		25	1	4%	26
MONCRIEF ARMY HEALTH CLINIC			26	100%	26
SUMMIT MEDICAL GROUP PA		26			26
FAST TRACK URGENT CARE CENTER - SEMINOLE			26	100%	26

COVID-19: testing by laboratory

Data through Dec 16, 2020 verified as of Dec 17, 2020 at 09:25 AM

Data in this report are provisional and subject to change.

The numbers in the table below represent the number of Florida and non-Florida residents for whom test results were received by the Department of Health. A person can be tested by more than one laboratory and can have both positive and negative results. **Therefore, the sum of the numbers in each column will be larger than the total number of people tested.**

Reporting lab	Inconclusive	Negative	Positive	Percent positive	Total
MALCOM RANDALL DEPT OF VAMC			26	100%	26
PLAINVIEW URGENT CARE		25	1	4%	26
SANTA BARBARA CARE CENTER		16	10	38%	26
FERN PARK DEVELOPMENTAL CENTER			26	100%	26
UNION MEDICAL CARE		26			26
MAINSTREAM DIAGNOSTIC LABORATORY LLC		21	5	19%	26
SUSANNA WESLEY HEALTH CENTER		24	2	8%	26
APOLLOMDX LABS		9	17	65%	26
OSPREY LODGE		24	2	8%	26
THE MINIER URGENT CARE		20	6	23%	26
MARTIN ACQUISITION 1 LLC DBA		26			26
HERNANDO COUNTY FIRE RESCUE DISTRICT		11	15	58%	26
HEALTH FIRST - VIERA HOSPITAL		1	25	96%	26
NORTH FLORIDA PEDIATRICS		25	1	4%	26
ADVENT HEALTH PARTIN SETTLEMENT HEALTH PARK		18	8	31%	26
LAKELAND NURSING AND REHABILITATION CENTER			26	100%	26
BUECHELE DENTAL PA DBA CLERMONT FAMILY DENTISTRY		22	4	15%	26
CENTRA CARE - SAND LAKE		1	25	96%	26
PRINCETON VILLAGE☐		22	3	12%	25
ADVENT HEALTH EXPRESS CARE		3	22	88%	25
MAUREEN OROURKE-FUTEY			25	100%	25
FAMILY CARE PARTNERS		15	10	40%	25
ST. CLOUD HOSPITAL		20	5	20%	25
CONNECTICUT DEPARTMENT OF HEALTH		22	3	12%	25
ARCPOINT LABS OF FORT LAUDERDALE		25			25
PALM HARBOR FAMILY PRACTICE & WALK-IN		14	11	44%	25
SANITAS		4	21	84%	25
ADVENT HEALTH CENTRA CARE - LAKE BUTLER BOULEVARD			25	100%	25
SUNTREE INTERNAL MEDICINE		25			25
WAVE CREST HEALTH AND REHABILITATION CENTER		25			25
BAY COUNTY SHERIFFS OFFICE JAIL FACILITY		21	4	16%	25
Surrey Place Healthcare and Rehabilitation		25			25
UNIPATH		18	7	28%	25
RJ LEE GROUP	1	23	1	4%	25
RENAISSANCE AT THE TERRACES		25			25
PENSACOLA DEVELOPMENTAL CENTER		9	16	64%	25
MED ONE AT SAINT AUGUSTINE		20	5	20%	25
CDR MAGUIRE - MIAMI BEACH CC MISSION 17388		2	23	92%	25
OAK MANOR NURSING HOME		24	1	4%	25
KINDRED HOSPITAL MELBOURNE		25			25
WOMENS CARE FLORIDA LABORATORY		25			25
COURTYARDS OF ORLANDO		24			24
MINUTE CLINIC LLC #2216		23	1	4%	24
PRACTICE MANAGEMENT OF AMERICA, INC.		3	21	88%	24
GRAMERCY PARK URGENT CARE		24			24
CITYMD OF MANAHAWKIN		22	2	8%	24
SENIOR HEALTH OF WINTER PARK DUNDEE		24			24

COVID-19: testing by laboratory

Data through Dec 16, 2020 verified as of Dec 17, 2020 at 09:25 AM

Data in this report are provisional and subject to change.

The numbers in the table below represent the number of Florida and non-Florida residents for whom test results were received by the Department of Health. A person can be tested by more than one laboratory and can have both positive and negative results. **Therefore, the sum of the numbers in each column will be larger than the total number of people tested.**

Reporting lab	Inconclusive	Negative	Positive	Percent positive	Total
STATEN ISLAND UNIVERSITY HOSPITAL-POUCH		24			24
MINUTE CLINIC INCORPORATE		19	5	21%	24
AVENTIS BIO-SERVICES CTL		24			24
UNION MEDICAL CARE PLLC		24			24
HERITAGE OAKS ASSISTED LIVING & MEMORY CARE		20	4	17%	24
Heartland Health Care Center North Sarasota		17	7	29%	24
LONG ISLAND JEWISH MED CTR		23	1	4%	24
BROOKDALE JENSEN BEACH		24			24
SEVEN HILLS HEALTH AND REHABILITATION CENTER		24			24
THE CHAPPEL GROUP RESEARCH		24			24
LAKE HOWELL FAMILY MEDICINE ASSOCIATES		18	6	25%	24
CENTRA CARE - DR. PHILLIPS		1	23	96%	24
University Hills health and Rehabilitation		15	9	38%	24
MEDRITE URGENT CARE		16	8	33%	24
CDR MAGUIRE INC	1	2	21	88%	24
WELLNOW URGENT CARE		23	1	4%	24
IMA MEDICAL GROUP		15	9	38%	24
MADWAR		19	5	21%	24
TRUGENX		1	23	96%	24
MEDCOMP SCIENCES			24	100%	24
LABORATORY DYNAMICS		20	4	17%	24
WESTMINSTER WOODS ON JULINGTON CREEK		22	2	8%	24
CARE ONE OF FLORIDA		8	15	65%	23
PORT SAINT JOHN FAMILY PRACTICE		18	5	22%	23
ADVANCED MEDICAL OF NAPLES LLC			23	100%	23
STEWART MEDICAL GROUP, INC		17	6	26%	23
UNIVERSITY HILLS HEALTH AND REHABILITATION CENTER		18	5	22%	23
ISLAND COAST PEDIATRICS PA		22	1	4%	23
MAGNOLIA FAMILY URGENT CARE		22	1	4%	23
SOLARIS SENIOR LIVING OF MERRITT ISLAND		23			23
MINUTECLINIC DIAGNOSTIC OF RHODE ISLAND, LLC #212		23			23
UF HEALTH NORTH JACKSONVILLE			23	100%	23
EGL GENETIC DIAGNOSTICS		1	22	96%	23
THE TERRACE OF JACKSONVILLE		3	20	87%	23
HENNEPIN COUNTY MEDICAL CENTER (HCMC)		12	11	48%	23
FLORIDA DEPARTMENT OF HEALTH IN LIBERTY COUNTY		17	6	26%	23
PARK WEST MEDICAL CENTER		22	1	4%	23
MOOSEHAVEN HEALTH CENTER		12	11	48%	23
LEVY COUNTY DEPARTMENT OF HEALTH		19	4	17%	23
CHAMBREL AT ISLAND LAKE		23			23
Mt Sinai Aventura			23	100%	23
WEST VOLUSIA FAMILY AND SPORTS MEDICINE		23			23
PORT CHARLOTTE REHABILITATION CENTER		20	3	13%	23
PENSACOLA PEDIATRICS - PACE		16	7	30%	23
CENTRAL FLORIDA PEDIATRICS		13	9	41%	22
MOBILE DIVISION LABORATORY		7	15	68%	22
LAKE CITY VA MEDICAL CENTER			22	100%	22

COVID-19: testing by laboratory

Data through Dec 16, 2020 verified as of Dec 17, 2020 at 09:25 AM

Data in this report are provisional and subject to change.

The numbers in the table below represent the number of Florida and non-Florida residents for whom test results were received by the Department of Health. A person can be tested by more than one laboratory and can have both positive and negative results. **Therefore, the sum of the numbers in each column will be larger than the total number of people tested.**

Reporting lab	Inconclusive	Negative	Positive	Percent positive	Total
BROOKDALE UNIVERSITY HOSPITAL		21	1	5%	22
SUNQUEST		3	19	86%	22
SARASOTA MEMORIAL NURSING & REHABILITATION CTR		22			22
TARPON BAYOU CENTER			22	100%	22
ROCKLEDEGE REGIONAL MEDICAL CENTER		17	5	23%	22
PULMONARY SPECIALISTS OF THE PALM BEACHES		15	7	32%	22
MILLENNIUM PHYSICIAN GROUP LLC		18	4	18%	22
MAKO MEDICAL		14	8	36%	22
FLORIDA ATLANTIC UNIVERSITY STUDENT HEALTH		13	9	41%	22
FHMG-FLORIDA HOSPITAL MEDICAL GROUP		19	3	14%	22
TEN HEALTHCARE		6	16	73%	22
WUESTHOFF MEDICAL CENTER-MELBOURNE			22	100%	22
DIACARTA INC.		22			22
KEY PRIMARY CARE			22	100%	22
APOLLO SURGERY CENTER		20	2	9%	22
BAPTIST HEALTH SOUTH FLORIDA - WEST BOCA URGENT CARE			22	100%	22
PRECISION HEALTH SOLUTIONS		12	10	45%	22
FIRST CHOICE PEDIATRICS LOOP		20	2	9%	22
AFTER HOURS PEDIATRICS			22	100%	22
BONIFAY NURSING AND REHAB CENTER			22	100%	22
FLORIDA PEDIATRICS		6	16	73%	22
MADISON COUNTY MEMORIAL HOSP		12	10	45%	22
WHOLE FAMILY HEALTH CENTER INC		16	6	27%	22
CLINICAL PATHOLOGY LABORATORIES SOUTHEAST			21	100%	21
SEA PINES REHABILITATION HOSPITAL		21			21
PATHGROUP			21	100%	21
VASSAR BROTHERS MEDICAL CENTER LABORATORY		20	1	5%	21
PALM BAY HOSPITAL			21	100%	21
BISHOP GRADY VILLAS		21			21
RIVERHEAD URGENT CARE		21			21
FLORIDA MEDICAL CLINIC LLC		20	1	5%	21
DEVELOPMENTAL DISABILITIES DEFENDANT PROGRAM		21			21
STUART LODGE LIVING LLC		4	17	81%	21
BOCA BIOLISTIC REFERENCE LAB			21	100%	21
NURSES HELPING HANDS INC ALF		21			21
ST JUDE CHILDRENS RESEARCH HOSPITAL		21			21
ADVENT HEALTH - LAKE MARY PEDIATRICS		14	7	33%	21
PANCARE HEALTH - BONIFAY K-8			21	100%	21
MONTEFIORE NEW ROCHELLE HOSPITAL		20	1	5%	21
WEST		14	7	33%	21
WARDE MEDICAL LABORATORY		15	6	29%	21
STATE LAB		2	19	90%	21
GASTROENTEROLOGY ASSOCIATES OF PENSACOLA PA		20	1	5%	21
LAFAYETTE NURSING AND REHABILITATION CENTER		21			21
HEALTHY MINORS, LLC.		20			20
POARCH BANC CREEK INDIANS TRIBAL HEALTH DEPARTMENT			20	100%	20
POINT OF CARE CLINICS PRIMARY CARE		20			20

COVID-19: testing by laboratory

Data through Dec 16, 2020 verified as of Dec 17, 2020 at 09:25 AM

Data in this report are provisional and subject to change.

The numbers in the table below represent the number of Florida and non-Florida residents for whom test results were received by the Department of Health. A person can be tested by more than one laboratory and can have both positive and negative results. **Therefore, the sum of the numbers in each column will be larger than the total number of people tested.**

Reporting lab	Inconclusive	Negative	Positive	Percent positive	Total
PREMISE HEALTH MIA			20	100%	20
FLORIDA HOSPITAL LABS		11	9	45%	20
JA POC MANUAL SUBSECTION		20			20
TGH MEDICAL GROUP LABORATORY CARROLLWOOD			20	100%	20
PHYSICIANS STAT		1	19	95%	20
ISLAND URGENT CARE PLLC		20			20
NOBLE SENIOR LIVING		3	17	85%	20
WILLOW BROOKE COURT AT AZALEA TRACE		20			20
HOLIDAY CVS LLC DBA CVS/PHARMACY #0440		20			20
HUNT CLUB PEDIATRIC ASSOCIATES LLC		19	1	5%	20
HOSPICE OF THE EMERALD COAST INC - PANAMA CITY		20			20
NORTH CAROLINA DEPARTMENT OF HEALTH & HUMAN SERVICES			20	100%	20
INTERNAL MEDICINE ASSOCIATES PA		18	2	10%	20
BARRY UNIVERSITY STUDENT HEALTH SERVICES		10	10	50%	20
BAY PEDIATRICS PA		18	2	10%	20
RADIOLOGY ASSOCIATES OF VENICE AND ENGLEWOOD		19	1	5%	20
Wiregrass Rehabilitation Center and Nursing Home		20			20
ARDEN COURTS OF WINTER SPRINGS		18	2	10%	20
CARENOW - DOWNTOWN NORTH GULCH		20			20
TUKA PEDIATRICS		1	19	95%	20
HEARTLAND HEALTHCARE AND REHAB CENTER			20	100%	20
UPMC CHAUTAUQUA AT WCA LABORATORY		19	1	5%	20
INTERNATIONAL MEDICAL LABORATORY		20			20
ROYAL PALM SENIOR RESIDENCE		20			20
GRAND OAKS OF PALM CITY LLC	1	18	1	5%	20
JAMAICA HOSPITAL MEDICAL CENTER		19	1	5%	20
ROCKLEDGE FAMILY HEALTH			20	100%	20
WESTPAC LABS		1	19	95%	20
MEDICAL EXPRESS CORP		18	2	10%	20
HENDRY REGIONAL CORPORATE HEALTH			20	100%	20
NIGHT LITE PEDIATRIC CENTER		10	10	50%	20
LABORATORY ALLIANCE OF CENTRAL NEW YORK		19	1	5%	20
CL BRUMBACK PRIMARY CARE CLINIC LANTANA		2	18	90%	20
UNIVERSITY MEDICAL CTR OF PRINCETON AT		18	2	10%	20
LAB INTERMARKET FACILITY LAB		1	18	95%	19
ENGLEWOOD HOSPITAL AND MEDICAL CENTER		15	4	21%	19
BEEHIVE HOMES OF GULF BREEZE		19			19
CROSSWINDS HEALTH AND REHABILITATION CENTER		19			19
BULLS HEAD URGENT CARE		19			19
ADVENT HEALTH PRIMARY CARE PLUS, WINTER GARDEN		15	4	21%	19
GREENLEAF ALF		19			19
INTERCOASTAL MEDICAL GROUP			19	100%	19
HARBORCHASE OF WELLINGTON CROSSING		18	1	5%	19
MADISON COUNTY MEMORIAL HOSPITAL LABORATORY		14	5	26%	19
THE COMMONWEALTH OF MASSACHUSETTS			19	100%	19
ESOTERIX GENETIC LABORATORIES		16	3	16%	19
PORT SAINT LUCIE HOSPITAL		19			19

COVID-19: testing by laboratory

Data through Dec 16, 2020 verified as of Dec 17, 2020 at 09:25 AM

Data in this report are provisional and subject to change.

The numbers in the table below represent the number of Florida and non-Florida residents for whom test results were received by the Department of Health. A person can be tested by more than one laboratory and can have both positive and negative results. **Therefore, the sum of the numbers in each column will be larger than the total number of people tested.**

Reporting lab	Inconclusive	Negative	Positive	Percent positive	Total
MAGNOLIA MEDICAL CLINIC		1	18	95%	19
BRENTWOOD RETIREMENT COMMUNITY		17	2	11%	19
TGH URGENT CARE - RIVERVIEW			19	100%	19
MAYO CLINIC JACKSONVILLE			19	100%	19
Golfview Healthcare Center		19			19
AMERICAN ESOTERIC LABORATORIES		5	14	74%	19
REDITUS LABORATORIES			19	100%	19
FELICIDAD MEDICAL CENTER			19	100%	19
MED HEALTH SERVICES		18	1	5%	19
MOBILE MEDICAL ASSOCIATES PL		9	10	53%	19
BRISTOL AT TAMPA, THE		18	1	5%	19
GOOD SAMARITAN HOSPITAL LABORATORY		16	3	16%	19
SEVEN RIVERS REGIONAL MEDICAL CENTER		5	14	74%	19
WOLFF CTR FOR CHILD & ADOLESCENT HEALTH PLLC,THE		17	2	11%	19
STEWARD ROCKLEDGE HOSPITAL			19	100%	19
JEFFERSON K-12, A SOMERSET SCHOOL- CLINIC		16	3	16%	19
ERDOX		18	1	5%	19
INTEGRATED REGIONAL LABORATORIES - LARGO			19	100%	19
CENTRAL FLORIDA HEALTH CARE INC		2	17	89%	19
BAYVIEW MEDICAL		19			19
MINUTECLINIC, LLC #08366		15	4	21%	19
FLORIDA HEALTH CARE PLANS INC		1	18	95%	19
STONE WASH CLINICAL LABORATORIES		2	17	89%	19
BETHUNE-COOKMAN UNIVERSITY		1	18	95%	19
MAIMONIDES-SHALOM ACADEMY, INC		18	1	5%	19
VETERANS AFFAIRS MEDICAL CENTER - NEW YORK HARBOR		18	1	5%	19
WINDERMERE MEDICAL CENTER		16	3	16%	19
UNIVERSITY HOSPITAL		16	3	16%	19
GOOD HEARTS COVID TESTING			18	100%	18
WATERCREST ST LUCIE WEST		17	1	6%	18
HARTFORD HOSPITAL ANCILLARY LAB		17	1	6%	18
KINDRED HOSPITAL - SOUTH FLORIDA		18			18
SOUTHSIDE HOSPITAL NORTHWELL HEALTH LABORATORY		17	1	6%	18
DAVID LAWRENCE CENTER		15	3	17%	18
STEWARD MEDICAL GROUP INC			18	100%	18
MORTON PLANT			18	100%	18
WHITE WILSON MEDICAL CENTER PA - NAVARRE			18	100%	18
ST PETER'S BENDER LABORATORY		18			18
XPRESS WELLNESS URGENT CARE			18	100%	18
STETSON UNIVERSITY STUDENT HEALTH CENTER		3	15	83%	18
FLORIDA COMMUNITY HEALTH CENTER OF ST. LUCIE		1	17	94%	18
NOVANT HEALTH		14	4	22%	18
MADISON CORE LABORATORIES		17	1	6%	18
GREEN GABLES ASSISTED LIVING FACILITY		18			18
MARATHON HEALTH FOR LIFE		16	2	11%	18
ACCESS 365 URGENT CARE		7	11	61%	18
MINUTE CLINIC, LLC DBA MINUTECLINIC #4505		17	1	6%	18

COVID-19: testing by laboratory

Data through Dec 16, 2020 verified as of Dec 17, 2020 at 09:25 AM

Data in this report are provisional and subject to change.

The numbers in the table below represent the number of Florida and non-Florida residents for whom test results were received by the Department of Health. A person can be tested by more than one laboratory and can have both positive and negative results. **Therefore, the sum of the numbers in each column will be larger than the total number of people tested.**

Reporting lab	Inconclusive	Negative	Positive	Percent positive	Total
COASTAL INTERNAL MEDICINE		14	4	22%	18
MORTON PLANT HOSPITAL NURSING			18	100%	18
JACKSON NORTH MEDICAL CENTER		2	16	89%	18
WALK IN MEDICAL URGENT CARE		18			18
HOSPICE OF MARTIN & ST LUCIE, INC		18			18
MOORINGS PARK OAKSTONE AT GREY OAKS		17	1	6%	18
HOSPICE OF ST FRANCIS INC□		17	1	6%	18
MINUTECLINIC LLC #8381		14	4	22%	18
FLORIDA DEPARTMENT OF HEALTH IN TAYLOR COUNTY		15	3	17%	18
CLERMONT ADVENTHEALTH CENTRA CARE			18	100%	18
KINDRED HOSPITAL NORTH FLORIDA		16	2	11%	18
FINLAY C. LABORATORY		3	15	83%	18
TOTAL RENAL LABORATORIES INC		13	5	28%	18
TPCA CLINICAL LABORATORIES		15	3	17%	18
Coastal Health and Rehabilitation Center		16	1	6%	17
ASCENSION ST VINCENT'S PRIMARY CARE			17	100%	17
CONSOLIDATED LAB SERVICES		8	9	53%	17
HOLY NAME HOSPITAL LABORATORY		16	1	6%	17
COAST MED URGENT CARE		16	1	6%	17
LAKE GIBSON VILLAGE, LLC		17			17
WINTER PARK FAMILY PRACTICE LLC		17			17
ESTATES MEDICAL CENTER		12	5	29%	17
CARESPOT		1	16	94%	17
CAREMED INTERNAL MEDICINE			17	100%	17
LINCOLN MEDICAL AND MENTAL HEALTH CENTER		16	1	6%	17
EDWARD J HEALEY REHAB & NURSING CENTER		17			17
COLORADO DEPARTMENT OF HEALTH LABORATORY SERVICES DIVISION			17	100%	17
AMMON ANALYTICAL LABORATORIES		15	2	12%	17
ADVENTHEALTH CENTRA CARE WINTER HAVEN			17	100%	17
LONG TERM CARE OF GULF BREEZE LLC		17			17
RESIDENCE AT BAY VUE		17			17
VALENCIA HOUSE ALF		17			17
ST. JUDES LABORATORIES		12	5	29%	17
RESEARCH CENTERS OF AMERICA, LLC		14	3	18%	17
NORTH FLORIDA PEDIATRICS - JACKSONVILLE		15	2	12%	17
FAMILY CARE CYPRESS CREEK		1	16	94%	17
WALGREEN EASTERN CO, INC		17			17
WASHINGTON REHAB AND NURSING		17			17
CHIPOLA MEDICAL ASSOCIATES		2	15	88%	17
UVMC MICROBIOLOGY		16	1	6%	17
CARE CENTERS OF NASSAU		16	1	6%	17
Cleveland Clinic Laboratories		4	13	76%	17
Life Care Center at Inverrary		17			17
JOHNS HOPKINS CHILDREN'S HOSPITAL			17	100%	17
DCH REGIONAL MEDICAL CENTER LABORATORY		16	1	6%	17
ST ELIZABETH MEDICAL CENTER LABORATORY		15	1	6%	16
HEALTH CENTRAL HOSPITAL			16	100%	16

COVID-19: testing by laboratory

Data through Dec 16, 2020 verified as of Dec 17, 2020 at 09:25 AM

Data in this report are provisional and subject to change.

The numbers in the table below represent the number of Florida and non-Florida residents for whom test results were received by the Department of Health. A person can be tested by more than one laboratory and can have both positive and negative results. **Therefore, the sum of the numbers in each column will be larger than the total number of people tested.**

Reporting lab	Inconclusive	Negative	Positive	Percent positive	Total
ASURANCE SCIENTIFIC LABORATORIES		16			16
XERA MED RESEARCH			16	100%	16
WHITE WILSON MEDICAL CENTER IMMEDIATE CARE			16	100%	16
CSL PLASMA INC		3	13	81%	16
ADVENT HEALTH CENTRA CARE - LAKE BUENA VISTA			16	100%	16
BROWARD HEALTH IMPERIAL POINT NURSING			16	100%	16
HARMONY HEALTH OPCO, LLC		15	1	6%	16
SPRING MANOR ASSISTED LIVING		16			16
NORTH CENTRAL BRONX HOSPITAL		15	1	6%	16
URGENT CARE CLINIC OF LINCOLN		14	2	13%	16
BROOKWOOD BAPTIST MEDICAL CENTER		15	1	6%	16
CRUCIAL CARE		10	6	38%	16
NORTH PINELLAS CHILDRENS MEDICAL CENTER			16	100%	16
MILLENNIUM PHYSICIAN GRP LLC NAPLES PINE RIDGE			16	100%	16
FLAGLER HOSPITAL INC	2		14	88%	16
SAMFORD UNIVERSITY HEALTH SERVICES		15	1	6%	16
PRIME CARE ONE LLC/HARBORCHASE OF VENICE			16	100%	16
SRMC AVALON		9	7	44%	16
INTERNAL MEDICINE ASSOCIATES & SPECIALTIES INC		15	1	6%	16
COUNTY OF LOS ANGELES			16	100%	16
COLONY CARE CENTER		8	8	50%	16
RITECARE MEDICAL CENTER			16	100%	16
NO NAME		8	8	50%	16
CHILDREN'S MEDICAL CENTER			16	100%	16
URGENT CARE WEST CLINIC		14	2	13%	16
FAST TRACK URGENT CARE CENTER - TYRONE			16	100%	16
MED PLUS FLORENCE		12	4	25%	16
EMERALD COAST BEHAVIORAL HOSPITAL		16			16
HERNANDO ENDOSCOPY AND SURGERY CENTER		14	2	13%	16
RENAISSANCE SENIOR LIVING		16			16
ALL FLORIDA FAMILY & SPORTS MEDICINE		15	1	6%	16
NOVANT HEALTH GOHEALTH URGENT CARE-HARRISBURG		8	7	47%	15
KEY WEST MEDICAL CENTER	1	14			15
JACOBI MEDICAL CENTER		15			15
SONATA COCONUT CREEK		11	4	27%	15
FLAGLER HOSPITAL LABORATORY		2	13	87%	15
ERIC C MARSHAL MD, PC DBA MINUTECLINIC		14	1	7%	15
EASTLAKE PEDIATRICS - TRINITY		15			15
ALL PEDIATRIC CARE			15	100%	15
WEST BROWARD CARE CENTER		14	1	7%	15
FAMILY CARE CENTER OF ARLINGTON		10	5	33%	15
LAKE WALES OPERATING GROUP LLC		14	1	7%	15
WASHINGTON COUNTY HEALTH DEPARTMENT		7	8	53%	15
GLEN COVE HOSPITAL		15			15
COLONY CLUB ALF,THE		15			15
UAH STUDENT HEALTH CENTER		10	5	33%	15
ADVENT HEALTH - ZEPHYRHILLS			15	100%	15

COVID-19: testing by laboratory

Data through Dec 16, 2020 verified as of Dec 17, 2020 at 09:25 AM

Data in this report are provisional and subject to change.

The numbers in the table below represent the number of Florida and non-Florida residents for whom test results were received by the Department of Health. A person can be tested by more than one laboratory and can have both positive and negative results. **Therefore, the sum of the numbers in each column will be larger than the total number of people tested.**

Reporting lab	Inconclusive	Negative	Positive	Percent positive	Total
BRIDGEVIEW CENTER LLC		12	3	20%	15
TALLAHASSEE DEVELOPMENTAL CENTER		15			15
SINAI HOSPITAL OF BALTIMORE		15			15
PROFESSIONAL PEDIATRICS		14	1	7%	15
HOLLEY-NAVARRE MEDICAL CLINIC		5	10	67%	15
BRANDON COMMUNITY HEALTH CENTER		8	7	47%	15
APOLLO HEALTH & REHABILITATION		10	5	33%	15
CONNECTDX		3	12	80%	15
BOZEMAN HEALTH DEACONESS HOSPITAL		12	3	20%	15
SPEARHEAD MEDICAL			15	100%	15
UM MILLER SCHOOL OF MEDICINE			15	100%	15
PINES NURSING HOME		14	1	7%	15
PALMETTO PEDIATRICS			15	100%	15
DIATHERIX		13	2	13%	15
QUALITY URGENT CARE AND WELLNESS PL		14	1	7%	15
MILTON 4707		15			15
WALGREENS COVID-19		14	1	7%	15
MEDEXPRESS - BLOOMIN BRANDS		4	11	73%	15
ST CATHERINE OF SIENA HOSPITAL		14	1	7%	15
TELEVISIT MALABAR PEDIATRICS		5	10	67%	15
INNOVATION CLINICAL TRIALS, INC			15	100%	15
HODGES CLUSTER		2	13	87%	15
GENERAL INTERNAL MEDICINE MEDICAL CTR CLINIC		10	5	33%	15
BONIFAY NURSING AND REHABILITATION CENTER			15	100%	15
BAY PINES MEDICAL ASSOCIATES		1	14	93%	15
DALE MEDICAL CENTER		10	5	33%	15
ANDALUSIA HEALTH		7	8	53%	15
ARTHREX MEDICAL CENTER		10	5	33%	15
ORLANDO HEALTH		2	13	87%	15
MINUTECLINIC DIAGNOSTIC OF TEXAS, LLC		15			15
SIGNATURE HEALTHCARE OF ORANGE PARK		14			14
ASTORIA HEALTH AND REHABILITATION CENTER		13	1	7%	14
HARMONY CLINIC		1	13	93%	14
MEDEMERGE		13	1	7%	14
MARTHA'S HOUSE & ASSISTED LIVING FACILITY		14			14
DESOTO PALMS ALF		14			14
NEW YORK PRESBYTERIAN - ALLEN HOSPITAL		14			14
AURORA DIAGNOSTICS		3	11	79%	14
NORTHWESTERN MEMORIAL HOSPITAL			14	100%	14
HUNT CLUB MEDICAL		12	2	14%	14
PROFESSIONAL URGENT CARE SERVICES		12	2	14%	14
PUBLIC SQUARE PHARMACY LLC		12	2	14%	14
BOCA SIMON		2	12	86%	14
HORIZON ALF		14			14
HELIX DIAGNOSTICS			14	100%	14
FORT SANDERS REGIONAL LABORATORY		14			14
EPIPHANY HEALTH		8	6	43%	14

COVID-19: testing by laboratory

Data through Dec 16, 2020 verified as of Dec 17, 2020 at 09:25 AM

Data in this report are provisional and subject to change.

The numbers in the table below represent the number of Florida and non-Florida residents for whom test results were received by the Department of Health. A person can be tested by more than one laboratory and can have both positive and negative results. **Therefore, the sum of the numbers in each column will be larger than the total number of people tested.**

Reporting lab	Inconclusive	Negative	Positive	Percent positive	Total
EMERGENCY PHYSICIANS MEDICAL CENTER LLC		6	8	57%	14
HEALTHFIRST ADVENT HEALTH CENTRA CARE COCOA BEACH			14	100%	14
ALAN L MELOTEK MD		14			14
CARESPOT OF NOCATEE			14	100%	14
GRAND VILLA OF ST. PETERSBURG		12	2	14%	14
WELLINGTON FAMILY PRACTICE		13	1	7%	14
BENTON HOUSE OF PORT ORANGE		8	6	43%	14
ADVANCED URGENT CARE		12	2	14%	14
THE CANOPY AT HARPER LAKE	1		13	93%	14
THE RESIDENCE AT TIMBER PINES		14			14
CVS			14	100%	14
CINNAMON COVE ALF		14			14
POLK CHD BARTOW		13	1	7%	14
LIFE CARE CENTER OF JACKSONVILLE			14	100%	14
OKEECHOBEE HEALTHCARE FACILITY			14	100%	14
SOUTHEAST FAMILY HEALTHCARE CENTER			13	100%	13
PRIMECARE OF DOTHAN-DALEVILLE CLINIC		11	2	15%	13
FAST TRACK URGENT CARE CENTER - DOWNTOWN		1	12	92%	13
WEINBERG VILLAGE		13			13
HEALTHCARE NOW			13	100%	13
VILLA OF KINGS AND QUEENS OF DELRAY		13			13
CANTON-POTSDAM HOSPITAL LABORATORY		13			13
FUNGAL REFERENCE LABORATORY		12	1	8%	13
JUST FOR KIDS PEDIATRICS		5	8	62%	13
CLINICAL LABORATORY SERVICES			13	100%	13
OSCEOLA ALF OPERATOR, LLC DBA		13			13
MINUTECLINIC LLC #3648		10	3	23%	13
DYNAMIC DNA LAB		1	12	92%	13
ESCAMBIA COMMUNITY CLINIC		2	11	85%	13
ROBERT WOOD JOHNSON UNIVERSITY HOSP		11	2	15%	13
LONG BEACH URGENT CARE		13			13
MOBILE DOC FL, LLC		12	1	8%	13
STUART REHABILITATION AND HEALTHCARE		2	11	85%	13
CLEVELAND CLINIC			13	100%	13
FLORIDA STATE HOSPITAL			13	100%	13
IN-OFFICE LAB		12	1	8%	13
HEALTH MED CENTERS		13			13
NEW YORK METHODIST HOSPITAL		13			13
Sunnyside Care Center		13			13
FORT WALTON BEACH DEVELOPMENTAL CENTER		12	1	8%	13
SHORE MEMORIAL HOSPITAL		12	1	8%	13
OPIS ISLAND LAKE CENTER		13			13
NEWYORK-PRESBYTERIAN/ LAWRENCE HOSPITAL LABORATORY		11	2	15%	13
REGENCY SQUARE MALL - SEARS		2	11	85%	13
PARKWEST MEDICAL CENTER		11	2	15%	13
CROSS CITY REHABILITATION AND HEALTH CARE CENTER		13			13
MERCY MEDICAL URGENT CARE CENTER INC		2	11	85%	13

COVID-19: testing by laboratory

Data through Dec 16, 2020 verified as of Dec 17, 2020 at 09:25 AM

Data in this report are provisional and subject to change.

The numbers in the table below represent the number of Florida and non-Florida residents for whom test results were received by the Department of Health. A person can be tested by more than one laboratory and can have both positive and negative results. **Therefore, the sum of the numbers in each column will be larger than the total number of people tested.**

Reporting lab	Inconclusive	Negative	Positive	Percent positive	Total
UNIVERSITY LAB			13	100%	13
SYNIVERSE WELLNESS CENTER		11	2	15%	13
HARBOUR ISLAND PEDIATRICS		9	4	31%	13
QUALITY URGENT CARE AND WELLNESS		9	4	31%	13
ROADS PEDIATRICS,LLC		12	1	8%	13
GENESIS DERMATOLOGY		11	2	15%	13
BROOKLYN HOSPITAL CENTER DOWNTOWN CAMPUS		13			13
KINDRED HOSPITAL-BAY AREA-ST PETERSBURG LAB		13			13
FLORIDA DEPARTMENT OF HEALTH IN HILLSBOROUGH COUNTY			12	100%	12
BROWARD DIALYSIS			12	100%	12
REGENEXX TAMPA BAY		11	1	8%	12
MELBOURNE FAMILY PRACTICE		11	1	8%	12
MCWHORTER SCHOOL OF PHARMACY		12			12
HUDSON VALLEY HOSPITAL CENTER LABORATORY		11	1	8%	12
Cross Care Center			12	100%	12
WALGREEN		4	8	67%	12
PANCARE HEALTH - FREEPORT CLINIC SUITE B		11	1	8%	12
SHELBY COUNTY HEALTH CARE CORPORATION		9	3	25%	12
VERITAS RESEARCH CORP			12	100%	12
NORTH FLORIDA MEDICAL CENTER		10	2	17%	12
Consulate Health Care of Jacksonville			12	100%	12
MI2297090CV HOLLAND-23D2189684		12			12
FLORIDA HOSPITAL WINTER GARDEN		11	1	8%	12
FLORIDA DEPARMENT OF HEALTH CLAY COUNTY			12	100%	12
SUMMIT MEDICAL GROUP - 75 E NORTHFIELD		10	2	17%	12
NEMOURS CHILDREN'S URGENT CARE, ORLANDO - WATERFORD LAKES			12	100%	12
LEON CHD		12			12
APPLE DIAGNOSTICS LAB		5	7	58%	12
LIFE CARE OF PORT SAINT LUCIE		3	9	75%	12
VPA PC LAB		12			12
CARDIOLOGY AND MEDICINE ASSOCIATES INC		12			12
IREPERTOIRE_MOL_LAB		12			12
MERIDIAN AT WATERWAYS, THE		10	2	17%	12
ORLANDO LUTHERAN TOWERS ASSISTED LIVING		12			12
MAITLAND PRIMARY CARE		9	3	25%	12
FHCP-PORT ORANGE		3	9	75%	12
CALADIUM PEDIATRICS		11	1	8%	12
PALMS MEDICAL GROUP - LAKE CITY WEST		3	9	75%	12
OPTUMCARE FLORIDA LLC		1	11	92%	12
FLORIDA DEPT OF HEALTH		4	8	67%	12
MARIANNA HEALTH AND REHABILITATION CENTER		12			12
CLERMONT URGENT CARE			12	100%	12
KRYSTAL BAY NURSING AND REHABILITATION		9	3	25%	12
PREMIER MEDICAL ASSOCIATES ALL FLORIDA LLC		12			12
WORLD WRESTLING ENTERTAINMENT			12	100%	12
BETHESDA HEALTH PHYSICIAN GROUP INC			12	100%	12
TOTTENVILLE CIRCLE URGENT CARE		12			12

COVID-19: testing by laboratory

Data through Dec 16, 2020 verified as of Dec 17, 2020 at 09:25 AM

Data in this report are provisional and subject to change.

The numbers in the table below represent the number of Florida and non-Florida residents for whom test results were received by the Department of Health. A person can be tested by more than one laboratory and can have both positive and negative results. **Therefore, the sum of the numbers in each column will be larger than the total number of people tested.**

Reporting lab	Inconclusive	Negative	Positive	Percent positive	Total
THE TERRACE AT IVY ACRES ALF		11	1	8%	12
JESSIE TRICE COMMUNITY HEALTH SYSTEM, INC			12	100%	12
MORRIS PARK URGENT CARE		9	3	25%	12
ORANGE REGIONAL MEDICAL CENTER LABORATORY		10	2	17%	12
DEPT OF VA MEDICAL CENTER - BAY PINES			12	100%	12
GLEN OAKS HEALTH AND REHABILITATION CENTER			12	100%	12
ST VINCENT'S EAST		11	1	8%	12
BAPTIST MEDICAL CENTER EAST		9	3	25%	12
PROMEDICA LABORATORIES		11	1	8%	12
MINUTECLINIC DIAGNOSTIC		12			12
PONCE PLAZA NURSING & REHAB CENTER		2	10	83%	12
ADVENT HEALTH EXPRESS		9	3	25%	12
LAKE PLACID HEALTH AND REHABILITATION			12	100%	12
NAPLES GREEN VILLAGE		12			12
UC HEALTH UNIVERSITY HOSPITAL		10	2	17%	12
LONG ISLAND JEWISH VALLEY STREAM		12			12
ACADIAN DIAGNOSTIC LABORATORIES		8	4	33%	12
EASTERN SHORE URGENT CARE		8	4	33%	12
MEDEXPRESS URGENT CARE - BLOOMINGTON		11	1	8%	12
INSTITUTE OF PATHOLOGY KINGS COUNTY		12			12
BLISS HEALTHCARE SERVICES			11	100%	11
WIREGRASS CLINIC LLC		9	2	18%	11
EGLIN AFB		9	2	18%	11
MIAMI CLINICAL RESEARCH CORP			11	100%	11
SUNCOAST URGENT CARE			11	100%	11
ST JOSEPH HOSPITAL		10	1	9%	11
THE TRADITION OF THE PALM BEACHES		11			11
FAMILY AND INTERNAL MEDICINE AT AVALON PARK		9	2	18%	11
PRATTVILLE BAPTIST HOSPITAL		9	2	18%	11
LEHIGH VALLEY HOSPITAL		3	8	73%	11
SUMMIT ATLANTIC SURGERY CENTER		11			11
INN AT LAKE SEMINOLE SQUARE, THE		11			11
MINUTECLINIC LLC #3748		9	2	18%	11
WINTER PARK CARE AND REHABILITATION			11	100%	11
UR CARE FAMILY AND SPORTS MEDICINE			11	100%	11
MARQUES PEDIATRICS			11	100%	11
LAB UNKNOWN			11	100%	11
THE TERRACE OF SAINT CLOUD		9	2	18%	11
QUOTIENT SCIENCES LABS LLC			11	100%	11
UNIVERSITY CENTRA CARE		10	1	9%	11
JOSEPH SCHENKER MD PC DBA CENTERS URGENT		9	2	18%	11
DMH STEINHATCHEE FAMILY MEDICINE		8	3	27%	11
HOWARD BEACH URGENT CARE		11			11
EAST HILL MEDICAL GROUP		9	2	18%	11
MORTON PLANT MEASE			11	100%	11
MASSACHUSETTS GENERAL HOSPITAL		1	10	91%	11
BRYAN WHITFIELD MEMORIAL HOSPITAL		7	4	36%	11

COVID-19: testing by laboratory

Data through Dec 16, 2020 verified as of Dec 17, 2020 at 09:25 AM

Data in this report are provisional and subject to change.

The numbers in the table below represent the number of Florida and non-Florida residents for whom test results were received by the Department of Health. A person can be tested by more than one laboratory and can have both positive and negative results. **Therefore, the sum of the numbers in each column will be larger than the total number of people tested.**

Reporting lab	Inconclusive	Negative	Positive	Percent positive	Total
EAR NOSE & THROAT ASSOCIATES OF MANATEE PA		11			11
NCHD		3	8	73%	11
BROOKDALE DELAND			11	100%	11
SHELBY BAPTIST MEDICAL CENTER		6	5	45%	11
ADVENT HEALTH - CARROLLWOOD		3	8	73%	11
MAINSTREET FAMILY SELECT		1	10	91%	11
CORE LABORATORY		1	10	91%	11
SUMTER PEDIATRICS		11			11
PANCARE HEALTH GULF COUNTY		5	6	55%	11
DELAND WELLNESS CENTER			11	100%	11
BVL PEDIATRICS		11			11
MINUTECLINIC DIAGNOSTICS MEDICAL GROUP		11			11
MONTEFIORE ST LUKE'S CORNWALL HOSPITAL		8	3	27%	11
NADAL PEDIATRICS		10	1	9%	11
BASSETTI & ASSOCIATES, MD, PA			11	100%	11
EPIC REFERENCE LABS INC			11	100%	11
COLORADO DEPARTMENT OF PUBLIC HEALTH AND ENVIRONMENT			11	100%	11
MD PLUS URGENT CARE, LLC			11	100%	11
St. Annes Nursing Center, St. Annes Residence, Inc.		11			11
NIGHT LITE PEDIATRICS CENTER, LLC		1	10	91%	11
TREASURE COAST URGENT CARE			11	100%	11
STATEN ISLAND UNIVERSITY HOSPITAL		11			11
AIM LABORATORIES			11	100%	11
PROHEALTH CARE ASSOCIATES MOBILE		9	2	18%	11
BARNETT PARK☐			11	100%	11
CARE FAST MURABELLA		7	4	36%	11
North Lake Care Center		11			11
ELITE HOME HEALTH SERVICES		11			11
PALMS REHABILITATION AND HEALTHCARE CENTER		9	2	18%	11
M&V SAN JOSE MEDICAL CENTER			11	100%	11
Belleair Healthcare Center		7	4	36%	11
A2Z DIAGNOSTICS		11			11
PALM BEACH PATHOLOGY		9	2	18%	11
TROPICANA		5	6	55%	11
WATSON HEALTHCARE		7	3	30%	10
ROYAL CARE OF AVON PARK		8	2	20%	10
EMERALD COAST PEDIATRICS			10	100%	10
RESOLVE MOLECULAR DIAGNOSTICS		10			10
Ocala Oaks Rehabilitation Center		7	3	30%	10
GADSDEN REGIONAL MEDICAL CENTER		10			10
BELLEVUE HOSPITAL CENTER DEPARTMENT		10			10
CAREATC			10	100%	10
LAKE MARY KIDS CENTRA CARE			10	100%	10
CBC LAB		3	7	70%	10
MACKOUL PEDIATRICS FORT MYERS			10	100%	10
Hialeah Nursing And Rehabilitation Center		6	4	40%	10
HIALEAH HOSPITAL RESPIRATORY DEPT			10	100%	10

COVID-19: testing by laboratory

Data through Dec 16, 2020 verified as of Dec 17, 2020 at 09:25 AM

Data in this report are provisional and subject to change.

The numbers in the table below represent the number of Florida and non-Florida residents for whom test results were received by the Department of Health. A person can be tested by more than one laboratory and can have both positive and negative results. **Therefore, the sum of the numbers in each column will be larger than the total number of people tested.**

Reporting lab	Inconclusive	Negative	Positive	Percent positive	Total
HCR MANORCARE		10			10
CAPE CORAL HOSPITAL ABG LABORATORY		4	6	60%	10
LAKE BALDWIN CBOC		9	1	10%	10
UMHC/SYLVESTER AT KENDALL		1	9	90%	10
BOND CLINIC DR ELDEEB		1	9	90%	10
JFK MEDICAL CENTER NORTH LAB		1	9	90%	10
GRACE MEDICAL HOME		8	2	20%	10
BEAUMONT LABORATORY			10	100%	10
ROCKLEDGE		1	9	90%	10
MCW MENTAL HEALTH LLC		10			10
LUCID DIAGNOSTICS LABS			10	100%	10
VASCONCELLO COHEN MD PA		9	1	10%	10
GROWING TOGETHER PEDIATRICS, LLC		8	2	20%	10
ARNOT OGDEN MEDICAL CENTER LABORATORY		10			10
NORTHERN WESTCHESTER HOSPITAL LABORATORY		8	2	20%	10
Z UROLOGY		10			10
BUREAU OF PUBLIC HEALTH		1	9	90%	10
ARDEN COURTS OF FORT MYERS		10			10
PHELPS HOSPITAL LABORATORY		10			10
LYSTER ACH FT RUCKER AL		9	1	10%	10
OHIO STATE UNIVERSITY MEDICAL CENTER			10	100%	10
LAKE NONA MEDICAL SERVICES		3	7	70%	10
AVANTE ST CLOUD		7	3	30%	10
AMBRY GENETICS CORPORATION		10			10
COMMUNITY HEALTH CENTER		2	8	80%	10
NEW JERSEY DEPARTMENT OF HEALTH COMMUNICABLE DISEASE SERVICE		3	7	70%	10
ADVENT HEALTH - KISSIMMEE		1	9	90%	10
East Bay Rehabilitation Center		5	5	50%	10
MAGNOLIA PEDIATRICS		2	8	80%	10
SOUTHEASTERN LABORATORY			10	100%	10
BAPTIST MEMORIAL HEALTH CARE		9	1	10%	10
MENORAH HOUSE		9	1	10%	10
NAPHCARE, INC.			10	100%	10
COVANCE CENTRAL LABORATORY			10	100%	10
INTERMOUNTAIN CENTRAL LAB		1	9	90%	10
VETERNANS ADMINISTRATION			10	100%	10
NORTH OKALOOSA PHYSICIAN GROUP		10			10
GLEN OAKS URGENT CARE		10			10
ADVANCED EMURGENT CARE		5	5	50%	10
REDMED CLINIC OF ARLINGTON		9	1	10%	10
MEDEX REGIONAL LABORATORIES LLC		1	9	90%	10
TIMBERLANE LODGE ALF		6	4	40%	10
MINUTECLINIC LLC #3255		8	2	20%	10
MINUTECLINIC DIAGNOSTIC OF RHODE ISLAND, LLC #590		10			10
GENESIS		7	3	30%	10
BERNHARDT LABORATORIES		3	7	70%	10
BROWARD HEALTH CARE			10	100%	10

COVID-19: testing by laboratory

Data through Dec 16, 2020 verified as of Dec 17, 2020 at 09:25 AM

Data in this report are provisional and subject to change.

The numbers in the table below represent the number of Florida and non-Florida residents for whom test results were received by the Department of Health. A person can be tested by more than one laboratory and can have both positive and negative results. **Therefore, the sum of the numbers in each column will be larger than the total number of people tested.**

Reporting lab	Inconclusive	Negative	Positive	Percent positive	Total
MEDICAL LABORATORY DIAGNOSTICS			10	100%	10
BHA CENTRAL COUNTY CLINIC		1	9	90%	10
BAPTIST PRIMARY CARE PONTE VEDRA		6	4	40%	10
CREATIVE TESTING SOLUTIONS		3	7	70%	10
MHHS All Lab Subsection		10			10
BLOUNT MEMORIAL HOSPITAL		9	1	10%	10
ROSLYN URGENT CARE		10			10
ALABAMA CLINICS		3	7	70%	10
PINELLAS COUNTY HEALTH DEPARTMENT		2	8	80%	10
EMERALD COAST HOSPICE - CRESTVIEW		10			10
TOTAL ACCESS URGENT CARE			10	100%	10
MINUTECLINIC, LLC, DBA MINUTECLINIC #2544		9	1	10%	10
ODYSSEY HEALTHCARE OF MARION COUNTY, LLC		10			10
APPALACHIAN REGIONAL HEALTHCARE SYSTEM		10			10
BROOKDALE PANAMA CITY		9	1	10%	10
BOND AND STEELE CLINIC, PA		8	2	20%	10
FIRST CHOICE PEDIATRICS WINTER SPRINGS		9			9
PSL NAPLES BH OPERATIONS, LLC		9			9
BRIDGEWAY HEALTH CLINICS INC			9	100%	9
VILLAGE PLACE HEALTH AND REHAB		9			9
UNAVAILABLE/UNKNOWN/NO INFORMATION FOUND			9	100%	9
BIOREFERENCE LABORATORIES INC		3	6	67%	9
ANY LAB TEST NOW INC			9	100%	9
PEDIATRIC HEALTH CARE ALLIANCE			9	100%	9
MID-FLORIDA PATHOLOGY, LLC		9			9
ADVENTHEALTH MEDICAL GROUP CARE CLINIC AT		7	2	22%	9
PANCARE HEALTH - WEWA ELEMENTARY			9	100%	9
TOWERS HOME CARE☐		9			9
Salerno Bay Health & Rehabilitation Center		8	1	11%	9
MARION PEDIATRICS PA		9			9
BROOKDALE CANOPY OAKS			9	100%	9
MIDMICHIGAN MEDICAL CENTER			9	100%	9
BOCA RATON REGIONAL HOSPITAL LAB			9	100%	9
MINUTECLINIC DIAGNOSTIC OF NORTH CAROL		6	3	33%	9
CHILDREN'S HEALTH CENTER INC.		7	2	22%	9
COASTAL SKIN SURGERY AND DERMATOLOGY		6	3	33%	9
OMNI			9	100%	9
SUNSHINE URGENT CARE LLC			9	100%	9
PARROTT MEDICAL CLINIC			9	100%	9
KIVA AT CANTERBURY			9	100%	9
MICHIGAN DEPARTMENT OF HEALTH AND HUMAN SERVICES			9	100%	9
PRECISION GENETICS			9	100%	9
CYPRESS POINT LIVING, LLC		7	2	22%	9
PLYMOUTH HARBOR INCORPORATED		9			9
LAKE NONA MEDICAL SERVICE LLC		9			9
SAN JOSE SENIOR CARE LLC		6	3	33%	9
INNOVATIVE RESEARCH OF WEST FLORIDA		7	2	22%	9

COVID-19: testing by laboratory

Data through Dec 16, 2020 verified as of Dec 17, 2020 at 09:25 AM

Data in this report are provisional and subject to change.

The numbers in the table below represent the number of Florida and non-Florida residents for whom test results were received by the Department of Health. A person can be tested by more than one laboratory and can have both positive and negative results. **Therefore, the sum of the numbers in each column will be larger than the total number of people tested.**

Reporting lab	Inconclusive	Negative	Positive	Percent positive	Total
RAINBOW PEDIATRICS			9	100%	9
Maury Regional Hospital		6	3	33%	9
FLORIDA PEDIATRIC GROUP PA		8	1	11%	9
NORTHBROOK CENTER FOR☐		8	1	11%	9
CARENOW URGENT CARE-MT JULIET		8	1	11%	9
WELLMED AT SOUTH PARSONS		8	1	11%	9
SOUTHEASTERN OUTPATIENT SURGERY CENTER		9			9
TMH PHYSICIAN PARTNERS - MONTICELLO		8	1	11%	9
CAREHERE- LCS LEESBURG			9	100%	9
SOUTH NASSAU COMMUNITIES HOSPITAL		7	2	22%	9
MARKET STREET VIERA		9			9
NEUROINTERNATIONAL SARASOTA		8	1	11%	9
MEDEXPRESS URGENT CARE LEWISBURG		9			9
HOSPICE OF THE TREASURE COAST		8	1	11%	9
OAKMONTE VILLAGE		8	1	11%	9
MOLECULAR PATHOLOGY LABORATORY			9	100%	9
ADVENT HEALTH - WINTER HAVEN		5	4	44%	9
SOUTHCORP LABORATORY		2	7	78%	9
UNIVERSITY HOSPITAL UC HEALTH		6	3	33%	9
MOUNT DORA PEDIATRICS		8	1	11%	9
LPG PEDIATRICS AT PAGE FIELD		9			9
RIVERSIDE MEDICAL GROUP		8	1	11%	9
ANTHEM LAKES LLC		9			9
HUNTINGTON STATION URGENT CARE		8	1	11%	9
GCPM MANUAL MICROBIOLOGY		1	8	89%	9
CHEMISYS LABORATORIES		1	8	89%	9
PROFESSIONAL PARK PEDIATRICS PA			9	100%	9
RAINBOW PEDIATRIC CENTER		2	7	78%	9
SAMARITAN MEDICAL CENTER		9			9
CORNERSTONE MEDICAL CARE OF BRANDON PL		8	1	11%	9
MERCY MEDICAL CENTER		3	6	67%	9
BAYONET POINT HOSPITAL			9	100%	9
FLUSHING HOSPITAL MEDICAL CENTER		7	2	22%	9
AVENTURA HOSPITAL AND MEDICAL CENTER			8	100%	8
LIFE CARE CENTER OF PORT ST. LUCIE		5	3	38%	8
VETERAN AFFAIRS MEDICAL CENTER - JAMES J PETERS		6	2	25%	8
NATURE COAST REGIONAL MEDICAL CENTER			8	100%	8
ALLINA HEALTH - ABBOTT NORTHWESTERN HOSPITAL		5	3	38%	8
BAPTIST OUTPATIENT			8	100%	8
SYLVESTER AT PLANTATION LABORATORY		7	1	13%	8
PRIMARY CARE MEDICINE		7	1	13%	8
LABCORP BURLINGTON		1	7	88%	8
CARROLL GARDENS URGENT CARE		8			8
ASHTON PLACE	1	7			8
FOUNTAINVIEW BY FIVE STAR QUALITY CARE		7	1	13%	8
BENDERSON FAMILY SKILLED NURSING AND☐		8			8
CARENOW URGENT CARE - EAST NASHVILLE		7	1	13%	8

COVID-19: testing by laboratory

Data through Dec 16, 2020 verified as of Dec 17, 2020 at 09:25 AM

Data in this report are provisional and subject to change.

The numbers in the table below represent the number of Florida and non-Florida residents for whom test results were received by the Department of Health. A person can be tested by more than one laboratory and can have both positive and negative results. **Therefore, the sum of the numbers in each column will be larger than the total number of people tested.**

Reporting lab	Inconclusive	Negative	Positive	Percent positive	Total
DOCTOR'S IN-HOUSE LAB/COMMUNITY HEALTH CENTERS OF PINELLAS – CLEARWATE			8	100%	8
GENEUS DIAGNOSTICS			8	100%	8
TEXAS DEPARTMENT OF STATE HEALTH SERVICES		2	6	75%	8
HOLY NAME MEDICAL CENTER	1	6	1	13%	8
NORTHSHORE UNIVERSITY HEALTHSYSTEM EVANSTON HOSPITAL LAB			8	100%	8
SOS MOBILE MEDICAL CARE LLC		8			8
MEDEXPRESS URGENT CARE PARKERSBURG		7	1	13%	8
ALACHUA COUNTY HEALTH DEPARTMENT		1	7	88%	8
EXECUTIVE MEDICAL SERVICES		8			8
MICHIGAN DEPARTMENT OF COMMUNITY HEALTH		1	7	88%	8
TRINITY MEDICAL ASSOCIATES LLC			8	100%	8
CVS MINUTE CLINIC DIAGNOSTIC OF TEXAS LLC		5	3	38%	8
CARENOW URGENT CARE-BRENTWOOD		6	2	25%	8
BEAUMONT EMERGENCY CENTER			8	100%	8
ASSISTED LIVING OF BROWARD		8			8
DOCTOR'S IN HOUSE LAB			8	100%	8
MOSOLF PEDIATRICS			8	100%	8
METHODIST MEDICAL CENTER		6	2	25%	8
ATLANTIC CONSOLIDATED LABORATORY		8			8
ORANGE BLOSSOM FAMILY HEALTH		6	2	25%	8
MINUTECLINIC LLC #3637		6	2	25%	8
ST. JOSEPH HOSPITAL AND HEALTH CARE INC.			8	100%	8
OHIO CVS STORES, LLC DBA		8			8
The Ponce Therapy Care Center		8			8
PATEL MEDICAL VENTURES		7	1	13%	8
MD BEAUTY LABS, PA		8			8
GOLISANO CHILDREN'S HOSPITAL OF SOUTHWEST FLORIDA		6	2	25%	8
THE WOLFF CENTER FOR CHILD & ADOLESCENT HEALTH			8	100%	8
FAMILY PRACTICE ON THE GO		6	2	25%	8
MEADOWCREST MOLECULAR DIAGNOSTICS, LLC			8	100%	8
LIFE CARE CITRUS COUNTY			8	100%	8
WESTCHESTER GENERAL HOSPITAL BLOOD GAS LAB			8	100%	8
ADVANCED DIAGNOSTIC LABORATORY		1	7	88%	8
BARTON PARKER OD PC		8			8
HUNTINGTON VILLAGE URGENT CARE		8			8
COMPREHENSIVE CHILDCARE ASSOCIATES		5	3	38%	8
X-GENE MOLECULAR LABS		1	7	88%	8
PBC PREMIER FAMILY HEALTH			8	100%	8
ADVENT HEALTH - FOUR CORNERS ER		8			8
RICHMOND UNIVERSITY MEDICAL CENTER		7	1	13%	8
CVS PHARMACY NO 274		8			8
ROWLETT MIDDLE ACADEMY		7	1	13%	8
UNION CHD		7	1	13%	8
WACO HHSSURGEWACO	1	6	1	13%	8
SAMARITAN HOSPITAL LABORATORY		7	1	13%	8
MID-HUDSON VALLEY DIVISION OF WESTCHESTER MEDICAL		8			8
ROBERT WOOD JOHNSON HOSPITAL		7	1	13%	8

COVID-19: testing by laboratory

Data through Dec 16, 2020 verified as of Dec 17, 2020 at 09:25 AM

Data in this report are provisional and subject to change.

The numbers in the table below represent the number of Florida and non-Florida residents for whom test results were received by the Department of Health. A person can be tested by more than one laboratory and can have both positive and negative results. **Therefore, the sum of the numbers in each column will be larger than the total number of people tested.**

Reporting lab	Inconclusive	Negative	Positive	Percent positive	Total
CVS MINUTE CLINIC DIAGNOSTIC OF NORTH CAROL		8			8
HEALTHMARK REGIONAL HOSPITAL LAB		4	4	50%	8
REGENCY OAKS HEALTH CENTER		8			8
FAMILY HEALTH CENTER			8	100%	8
ARBOR TERRACE ORTEGA LLC		8			8
MINUTECLINIC MINUTECLINIC #8746		8			8
COLLIER COUNTY HEALTH DEPT.		4	4	50%	8
EMERITUS AT NAPLES	1	7			8
BROOKDALE BRANDON		8			8
RIVERWOOD HEALTH NH LLC		8			8
ADVENTHEALTH MEDICAL GROUP		8			8
HORIZON MEDICAL GROUP		7	1	13%	8
CIAN DIAGNOSTICS			8	100%	8
COMMUNITY MEDICAL CARE CENTER INC			8	100%	8
GENE STREET LABORATORIES, LLC		6	2	25%	8
CVS MINUTE CLINIC, LLC		6	2	25%	8
STATEN ISLAND UNIVERSITY HOSPITAL SEGUINE AVE		8			8
MINUTE CLINIC DIAGNOSTIC OF VIRGINIA		5	3	38%	8
BAPTIST HEALTH			8	100%	8
BIOTECH CLINICAL LABORATORIES, INC.		1	7	88%	8
PANCARE HEALTH - VERNON ELEMENTARY			8	100%	8
HARBORCHASE OF DR PHILLIPS		7	1	13%	8
COLLEGE POINT URGENT CARE		7	1	13%	8
JOHNS HOPKINS MEDICAL LABORATORIES		1	7	88%	8
FHCP-ORANGE CITY			8	100%	8
Cross Gardens Care Center		8			8
MD NOW MEDICAL CENTERS INC			8	100%	8
ONEIDA HEALTHCARE CENTER		8			8
ORMOND BEACH CENTRA CARE			8	100%	8
JX REF LAB			8	100%	8
UNIVERSITY MEDICAL CENTER		8			8
WHITE SANDS OUTPATIENT SERVICES (WSOP SERVICES LLC		8			8
INTERNAL MEDICINE ASSOCIATES OF JACKSON HOSPITAL			8	100%	8
MINUTECLINIC DIAGNOSTIC OF NORTH CAROLINA PC		8			8
NORTHWEST FLORIDA SLEEP			8	100%	8
GULF COAST MEDICAL GROUP		2	5	71%	7
NORTON HEALTHCARE			7	100%	7
FAMILY CARE			7	100%	7
ST JUDE LABORATORIES		5	2	29%	7
ARCHBOLD MEMORIAL HOSPITAL/LAB		3	4	57%	7
EXPRESS FAMILY CARE LLC			7	100%	7
ALLEGRO - TAMPA	1	4	2	29%	7
CALHOUN COUNTY HEALTH DEPT		2	5	71%	7
PBC FOUND CARE INC			7	100%	7
ECLRS		2	5	71%	7
METROPOLITAN HOSPITAL CENTER		6	1	14%	7
PERSONAL PEDIATRICS PA		5	2	29%	7

COVID-19: testing by laboratory

Data through Dec 16, 2020 verified as of Dec 17, 2020 at 09:25 AM

Data in this report are provisional and subject to change.

The numbers in the table below represent the number of Florida and non-Florida residents for whom test results were received by the Department of Health. A person can be tested by more than one laboratory and can have both positive and negative results. **Therefore, the sum of the numbers in each column will be larger than the total number of people tested.**

Reporting lab	Inconclusive	Negative	Positive	Percent positive	Total
FIRST CHOICE PEDIATRICS INC		6	1	14%	7
MISSOURI DEPARTMENT OF HEALTH AND SENIOR SERVICES			7	100%	7
THE MARY IMOGENE BASSETT HOSPITAL		7			7
MONTEFIORE NYACK HOSPITAL AFFILIATED LABORATORY		7			7
LAKEVIEW HEALTH SYSTEMS			7	100%	7
SCHOOL OF PHARMACY AND PHARMACEUTICAL		7			7
BLOCK NATION CHASE		4	3	43%	7
Rosewood Healthcare and Rehabilitation Center		5	2	29%	7
FLORIDA DIGESTIVE AND LIVER SPECIALIST		7			7
DIEGO FALLON MD PA		5	2	29%	7
HEARTLAND PEDIATRICS OF LAKE PLACID			7	100%	7
TRUE HEALTH		5	2	29%	7
NOVANT HEALTH INPATIENT CARE		2	5	71%	7
HEALTH NETWORK LABORATORIES		6	1	14%	7
LEPE'S HOUSE			7	100%	7
JUPITER MEDICAL CENTER			7	100%	7
RIVER OAKS TREATMENT CENTER			7	100%	7
PEDIATRICS OF CENTRAL FLORIDA		5	2	29%	7
OPIS COQUINA CENTER		7			7
FLORIDA ATLANTIC UNIVERSITY		5	2	29%	7
WELLMED AT PORT ST LUCIE WEST		6	1	14%	7
MICHELLE S PAGE MD PA		7			7
UNIVERSITY OF WASHINGTON MEDICAL CENTER			7	100%	7
HOLY GARDEN ALF, INC.		7			7
VETERANS AFFAIRS MEDICAL CENTER - OUTPATIENT			7	100%	7
DORAL URGENT CARE			7	100%	7
CENTRAL FLORIDA PEDIATRIC URGENT CARE LLC		6	1	14%	7
SOUTH COM HEALTH CLINIC, DEPT. OF THE ARMY		7			7
Lakeside Nursing and Rehabilitation Center		2	5	71%	7
BRADENTON PHYSICIANS MEDICAL CENTER			7	100%	7
DIAGNOSTIC CLINIC		6	1	14%	7
FLORIDA CENTER FOR DERMATOLOGY LABORATORY			7	100%	7
BAPTIST PEDIATRICS		6	1	14%	7
ISLAND LAKE CENTER		3	4	57%	7
LAKES DIALYSIS CENTER INC			7	100%	7
FLORIDA HOSPITAL KISSIMMEE		4	3	43%	7
ALL MY KIDS PEDIATRICS INC		4	3	43%	7
OCOE PEDIATRICS		6	1	14%	7
QUE		4	3	43%	7
ALBIBI		1	6	86%	7
ORLANDO HEALTH PHYSICIAN ASSOCIATES		4	3	43%	7
LEE COUNTY HEALTH DEPARTMENT		4	3	43%	7
Signature healthcare of Jacksonville		5	2	29%	7
MEDEXPRESS URGENT CARE - SEMINOLE SQUA		6	1	14%	7
DEPARTMENT OF HEALTH- CITRUS COUNTY			7	100%	7
AVON PARK PEDIATRICS			7	100%	7
TRUE HEALTH DIAGNOSTICS		1	6	86%	7

COVID-19: testing by laboratory

Data through Dec 16, 2020 verified as of Dec 17, 2020 at 09:25 AM

Data in this report are provisional and subject to change.

The numbers in the table below represent the number of Florida and non-Florida residents for whom test results were received by the Department of Health. A person can be tested by more than one laboratory and can have both positive and negative results. **Therefore, the sum of the numbers in each column will be larger than the total number of people tested.**

Reporting lab	Inconclusive	Negative	Positive	Percent positive	Total
ALACHUA			7	100%	7
VALLEY IMMEDIATE CARE		6	1	14%	7
EMERGENCY MEDICAL CENTER		2	5	71%	7
FIRSTCARE CLINIC			7	100%	7
ROBERT H JENKINS JR VETERANS' DOMICILIARY HOME OF		7			7
CENTER ONE SURGERY CENTER		6	1	14%	7
VIRTUA VOORHEES HOSPITAL		5	2	29%	7
DOCTORS CLINICAL LABORATORY, INC		5	2	29%	7
HEALTH CARE LABORATORY SERVICES		1	6	86%	7
NORTHWEST FLORIDA ENT, PA		3	4	57%	7
TENNESSEE DEPARTMENT OF HEALTH (TDH) - CENTRAL LABORATORY		1	6	86%	7
Ocoee Health Care Center		7			7
ADVENTHEALTH MEDICAL GROUP FAMILY MEDICINE		7			7
SUNSHINE ASSISTED LIVING		7			7
ORANGE PARK PEDIATRIC ASSOCIATES		1	6	86%	7
FLORIDA HOSPITAL WINTER PARK		6	1	14%	7
DOH-TAMPA BRANCH LABORATORY (MLK BLVD)		3	4	57%	7
GENTIVA HEALTH SERVICES CERTIFIED INC		7			7
EAR NOSE AND THROAT ASSOCIATES OF MANATEE, P.A.		7			7
SURGOINSVILLE PHARMACY		7			7
THE VILLAGES HEALTH		5	2	29%	7
LYNMOORE,THE		7			7
ALCOVE ASSISTED LIVING FACILITY		7			7
INN AT ASTON GARDENS AT PELICAN POINTE,THE		7			7
CVS PHARMACY #8800		5	2	29%	7
GENTRY PARK ORLANDO ASSISTED LIVING		6	1	14%	7
CARENOW URGENT CARE-MADISON		7			7
WYOMING COUNTY COMMUNITY HOSPITAL LABORATORY		7			7
BAYLOR GENETICS		5	2	29%	7
DOCTOR'S IN-HOUSE LAB/COMMUNITY HEALTH CENTERS OF PINELLAS –PINELLAS P			7	100%	7
MINUTECLINIC DIAGNOSTIC OF PENNSYLVANI		7			7
NEMOURS CHILDREN'S PRIMARY CARE VERO BEACH			7	100%	7
FLORIDA CLINICAL LAB			7	100%	7
Jupiter Medical Center Pavilion		6	1	14%	7
MAINSTREET FAMILY CARE			7	100%	7
AUBURN COMMUNITY HOSPITAL		6	1	14%	7
LAB UNKNOWN		6	1	14%	7
MINUTECLINIC LLC #1350		7			7
MEDLABS DIAGNOSTICS		7			7
HEALTHWORKS MED GROUP OF FLORIDA PA		2	5	71%	7
PALMETTO HEALTH ALLIANCE		3	3	50%	6
MEDEXPRESS URGENT CARE, MOON TOWNSHIP		6			6
TEXAS MEDCLINIC			6	100%	6
Northwell Lab		2	4	67%	6
ST LUKES ROOSEVELT LABORATORY		6			6
ADVENTHEALTH EXPRESS CARE AT			6	100%	6
KINDRED HOSPITAL CENTRAL TAMPA BLOOD GAS		6			6

COVID-19: testing by laboratory

Data through Dec 16, 2020 verified as of Dec 17, 2020 at 09:25 AM

Data in this report are provisional and subject to change.

The numbers in the table below represent the number of Florida and non-Florida residents for whom test results were received by the Department of Health. A person can be tested by more than one laboratory and can have both positive and negative results. **Therefore, the sum of the numbers in each column will be larger than the total number of people tested.**

Reporting lab	Inconclusive	Negative	Positive	Percent positive	Total
GRACE REHABILITATION CENTER OF VERO BEACH		4	2	33%	6
CAMPBELL URGENT CARE			6	100%	6
DARDEN WELLNESS CENTER		5	1	17%	6
JACKSON CLINIC PA,THE		3	3	50%	6
MEDEXPRESS URGENT CARE - PANTOPS		5	1	17%	6
MINUTECLINIC DIAGNOSTIC OF HAWAII LLC		6			6
LAKELAND HILLS CENTER		2	4	67%	6
NOT INDICATED		1	5	83%	6
CRESTVIEW URGENT CARE			6	100%	6
BAYA URGENT CARE LLC		1	5	83%	6
UNILAB		2	4	67%	6
BOCA VIPEDIATRICS			6	100%	6
BEACON AT GULF BREEZE, THE		6			6
CAPE CORAL URGENT CARE		3	3	50%	6
FAMILY MEDICAL CARE OF PALM BEACH			6	100%	6
MC DIAGNOSTIC OF CONNECTICUT, PC #1960		6			6
AARK LABORATORY		6			6
Lady Lake Specialty Care			6	100%	6
MEDEXPRESS URGENT CARE - BENTON HARBOR		6			6
CAREWELL 301 - WARWICK			6	100%	6
BARTON FAMILY PRACTICE		2	4	67%	6
FLORIDA WOMAN CARE LABORATORY			6	100%	6
LUMADOC HEALTH		4	2	33%	6
LUXOR SCIENTIFIC LLC			6	100%	6
MERCY HEALTH—MUSKEGON		5	1	17%	6
MEDEXPRESS URGENT CARE- MARYLAND		6			6
TIMBER CREEK PEDIATRICS		6			6
THE CLINIC PREMISE HEALTH			6	100%	6
MONTEFIORE MEDICAL CENTER LABORATORIES - WEILER		4	2	33%	6
RIVERVIEW REGIONAL MEDICAL CENTER		6			6
LIFE'S SPECIAL MOMENTS INC		6			6
ENIGMA DIAGNOSTIC, INC.			6	100%	6
TAMIAMI LAB MILLENIUM			6	100%	6
THOMAS JEFFERSON UNIVERSITY HOSPITAL		4	2	33%	6
ETHOS LABORATORIES		6			6
DOH JACKSONVILLE CENTRAL LABORATORY		3	3	50%	6
MEDEXPRESS URGENT CARE - TIMBERLAKE		6			6
PUBLIC HEALTH LAB		6			6
DEBARY HEALTH AND REHABILITATION CENTER		6			6
SAINT PETER'S UNIVERSITY HOSPITAL		6			6
FOUNTAINS OF HOPE LLC, THE		5	1	17%	6
MIAMI BEACH COMMUNITY HEALTH CENTER INC			6	100%	6
SONATA BOYNTON BEACH		5	1	17%	6
INTERNAL MEDICINE SPECIALIST		5	1	17%	6
NEW YORK PRESBYTERIAN - LOWER MANHATTAN		6			6
MINUTECLINIC LLC #1807		6			6
CARENOW URGENT CARE-SOUTHLAKE			6	100%	6

COVID-19: testing by laboratory

Data through Dec 16, 2020 verified as of Dec 17, 2020 at 09:25 AM

Data in this report are provisional and subject to change.

The numbers in the table below represent the number of Florida and non-Florida residents for whom test results were received by the Department of Health. A person can be tested by more than one laboratory and can have both positive and negative results. **Therefore, the sum of the numbers in each column will be larger than the total number of people tested.**

Reporting lab	Inconclusive	Negative	Positive	Percent positive	Total
COMMONWEALTH OF MASSACHUSETTS			6	100%	6
NIGHT OWL PEDIATRICS URGENT CARE			6	100%	6
BIOTECH			6	100%	6
PATHLINE			6	100%	6
ISLAND COAST PEDIATRICS IN-HOUSE LAB		6			6
HAWKINS FAMILY MEDICINE LLC		5	1	17%	6
SONORA QUEST LABORATORIES			6	100%	6
CLEARWATER PEDIATRIC CARE		1	5	83%	6
PENINSULA CARE AND REHABILITATION CENTER			6	100%	6
PATHGROUP LABS, LLC		4	2	33%	6
ENCOMPASS HEALTH REHABILITATION HOSPITAL		6			6
GENETIC TECHNOLOGICAL INNOVATIONS			6	100%	6
CAPITAL HEALTH PLAN LABORATORIES			6	100%	6
CHILDRENS MEDICAL CENTER			6	100%	6
The Care Center at Pinellas Park		6			6
CHILDREN'S HOSPITAL OF PHILADELPHIA		5	1	17%	6
MONROE COUNTY HOSPITAL		4	2	33%	6
KEYSTONE PLACE AT NAPLES PRESERVE		4	2	33%	6
Wesley Place on Honeysuckle		6			6
ILLINOIS DEPT OF PUBLIC HEALTH LAB - SPRINGFIELD			6	100%	6
WATAUGA MEDICAL CENTER		4	2	33%	6
MERCY COLLEGE HEALTH OFFICE		6			6
SARASOTA - ROBERT L TAYLOR COMMUNITY CENTER		1	5	83%	6
BAY STREET PHARMACY		6			6
JERSEY SHORE MEDICAL CENTER		6			6
IRL MARKET LAB			6	100%	6
ARLINGTON OF NAPLES		6			6
BAYCARE ALLIANT HOSPITAL			6	100%	6
IU HEALTH PATHOLOGY		1	5	83%	6
PROHEALTH MED		1	5	83%	6
CVS MINUTE CLINIC DIAGNOSTIC OF TEXAS, LLC		6			6
LAWTON CHILES HEALTH CENTER		1	5	83%	6
THE VILLAGES REGIONAL HOSPITAL FREESTANDING		3	3	50%	6
PASSPORT HEALTH			6	100%	6
BETH ISRAEL DEACONESS MEDICAL CENTER			6	100%	6
WILDLIGHT LAB			6	100%	6
FLORIDA MEDICAL SPECIALISTS		2	4	67%	6
BAYCARE MEDICAL GROUP INC			6	100%	6
VERMONT DEPARTMENT OF HEALTH		1	5	83%	6
MINIMALLY INVASIVE VASCULAR INC		6			6
CHILDREN'S HEALTHCARE OF ATLANTA/EGLESTON		6			6
SOUTH CAROLINA DEPARTMENT OF HEALTH			6	100%	6
PENN MEDICINE PRINCETON MEDICAL CENTER		6			6
WEISS PEDIATRIC CARE LLC		5	1	17%	6
MID FLORIDA PATHOLOGY LLC		5	1	17%	6
WOODHULL MEDICAL AND MENTAL HEALTH CTR		5			5
ADVENT HEALTH - DELTONA ER		1	4	80%	5

COVID-19: testing by laboratory

Data through Dec 16, 2020 verified as of Dec 17, 2020 at 09:25 AM

Data in this report are provisional and subject to change.

The numbers in the table below represent the number of Florida and non-Florida residents for whom test results were received by the Department of Health. A person can be tested by more than one laboratory and can have both positive and negative results. **Therefore, the sum of the numbers in each column will be larger than the total number of people tested.**

Reporting lab	Inconclusive	Negative	Positive	Percent positive	Total
FRANCES WARDE MEDICAL LABORATORY		2	3	60%	5
AVOW HOSPICE INC		5			5
CARE HERE		1	4	80%	5
RIVER CITY PRIMARY AND URGENT CARE			5	100%	5
MAIMONIDES MEDICAL CENTER		4	1	20%	5
XRL SXF REF LAB		5			5
DOCS URGENT CARE		1	4	80%	5
SOUTHERN OCEAN MEDICAL CENTER		5			5
FORT HAMILTON URGENT CARE		5			5
DEPARTMENT OF HEALTH AND HUMAN SERVICES LANSING			5	100%	5
COMMUNITY HEALTH OF SOUTH FLORIDA			5	100%	5
MANATEE PEDIATRICS			5	100%	5
WAKEMED		1	4	80%	5
MANATEE COUNTY JAIL		4	1	20%	5
NELSON BIOLOGICAL			5	100%	5
MOUNT SINAI BROOKLYN LABORATORY		4	1	20%	5
BETHESDA COMMUNITY HEALTH CENTER			5	100%	5
CLEVELAND TENNESSEE HOSPITAL COMPANY		5			5
ENT AND ALLERGY ASSOCIATES OF FLORIDA LLC		5			5
NORTHERN DUTCHESS HOSPITAL LABORATORY		5			5
CONCENTRA			5	100%	5
CVS MINUTE CLINIC DIAGNOSTIC MED GRP OF CA		5			5
The Waterford		5			5
BREVARD HEALTH ALLIANCE INC, THE			5	100%	5
Westchester General Hospital			5	100%	5
SOUTHEASTERN PEDIATRIC ASSOCIATES			5	100%	5
PANCARE HEALTH - MALONE CLINIC		5			5
LABCORP UNSPECIFIED		5			5
NORTH FLORIDA PEDIATRICS JASPER			5	100%	5
GLEN FALLS HOSPITAL DEPARTMENT OF PATHOLOGY		5			5
CORAL LANDING ASSISTED LIVING		5			5
PEDIATRIC URGENT HEALTH CARE			5	100%	5
FAMILY MEDICINE OF WESTON LLC			5	100%	5
JOE DIMAGGIO CHILDREN'S HOSPITAL		1	4	80%	5
MAXHEALTH		4	1	20%	5
URGENT CARE OF LONGWOOD			5	100%	5
BROOKDALE PADDOCK HILLS		5			5
DAVITA DIALYSIS		4	1	20%	5
FLORIDA HOSPITAL LAKE MARY		5			5
CARL R DARNALL ARMY MEDICAL CENTER			5	100%	5
WESTMINSTER SHORES			5	100%	5
UPMC HEALTH SYSTEM		4	1	20%	5
BROOKDALE CLERMONT			5	100%	5
MEDICAL CENTER OF BLOUNTSTOWN			5	100%	5
LAKEVIEW HEALTH CARE SYSTEMS		1	4	80%	5
ROSS MEDICAL GROUP			5	100%	5
COOPER HOSPITAL/UNIVERSITY MEDICAL		5			5

COVID-19: testing by laboratory

Data through Dec 16, 2020 verified as of Dec 17, 2020 at 09:25 AM

Data in this report are provisional and subject to change.

The numbers in the table below represent the number of Florida and non-Florida residents for whom test results were received by the Department of Health. A person can be tested by more than one laboratory and can have both positive and negative results. **Therefore, the sum of the numbers in each column will be larger than the total number of people tested.**

Reporting lab	Inconclusive	Negative	Positive	Percent positive	Total
ST VINCENT'S CHILTON		4	1	20%	5
MEDEXPRESS ELKINS		5			5
FLORIDA ENDOSCOPY & SURGERY CTR LLC		5			5
TURNING POINT OF TAMPA		4	1	20%	5
CRESTWOOD MEDICAL CENTER		4	1	20%	5
ST JOHNS BIOMEDICAL LAB		5			5
NORTHPORT MEDICAL CENTER LAB		5			5
URGENT CARE CENTER AT PINNACLE		4	1	20%	5
FLORIDA DEPARTMENT OF HEALTH - INVERNESS		3	2	40%	5
OMNICARE PHARMACY OF TEXAS 1, LP DBA OMNICARE		5			5
MEDEXPRESS URGENT CARE-MUNCIE		5			5
WELLMED AT LAKE COPELAND		2	3	60%	5
NOVANT HEALTH UVA		2	3	60%	5
ASCENSION ST VINCENT'S CLAY COUNTY			5	100%	5
MIAMI COMPREHENSIVE MEDICINE GROUP PA		4	1	20%	5
Army Residence Community		5			5
SONATA DELRAY BEACH		4	1	20%	5
WEST PACIFIC MEDICAL LABORATORY			5	100%	5
CARLOS PORTU MD, PLLC			5	100%	5
GULFSIDE HOSPICE INC		2	3	60%	5
WALTON PLACE		5			5
BAYSHORE LABORATORY		4	1	20%	5
CLEVELAND CLINIC MARTIN HEALTH NURSING & RESTORATIVE		5			5
ORMOND MEDICAL ARTS		3	2	40%	5
AZALEA HEALTH		2	3	60%	5
UCF STUDENT HEALTH SERVICES LABORATORY		2	3	60%	5
MINUTECLINIC DIAGNOSTIC OF PENNSYLVANIA, LLD #1545		5			5
MINUTE CLINIC DIAGNOSTIC OF SC, LLC #75		5			5
CHAMPLAIN VALLEY PHYSICIANS HOSPITAL		3	2	40%	5
GRAND VILLA OF ALTAMONTE SPRINGS			5	100%	5
FIRST COAST CARDIOVASCULAR INSTITUTE PA			5	100%	5
MEADOWCREST FAMILY PHYSICIANS PA			5	100%	5
CURATIVE CARE CENTER INC		1	4	80%	5
CVS HEALTH, #3396		5			5
PEDIATRICS OF CENTRAL FLORIDA - POINCIANA		3	2	40%	5
INDIAN RIVER PRIMARY CARE PA		5			5
AEL KNOXVILLE			5	100%	5
ST CHARLES HOSPITAL LABORATORY		5			5
FLORIDA DEPARTMENT OF HEALTH IN MONROE COUNTY		2	3	60%	5
UNIVERSITY OF CHICAGO MEDICAL CENTER LAB			5	100%	5
EXPRESS DOCS LLC			5	100%	5
COASTAL FAMILY PRACTICE		3	2	40%	5
HILLSBOROUGH COUNTY HEALTH DEPARTMENT			5	100%	5
VIBRANT AMERICA		3	2	40%	5
ELLIS HOSPITAL LABORATORY		5			5
BEACH HOUSE		5			5
OPTUM SILVER LAKES			5	100%	5

COVID-19: testing by laboratory

Data through Dec 16, 2020 verified as of Dec 17, 2020 at 09:25 AM

Data in this report are provisional and subject to change.

The numbers in the table below represent the number of Florida and non-Florida residents for whom test results were received by the Department of Health. A person can be tested by more than one laboratory and can have both positive and negative results. **Therefore, the sum of the numbers in each column will be larger than the total number of people tested.**

Reporting lab	Inconclusive	Negative	Positive	Percent positive	Total
WADSWORTH CENTER - DAVID AXELROD INSTITUTE		5			5
URGENT CARE & FAMILY PRACTICE CENTER			5	100%	5
NEW HAMPSHIRE DEPARTMENT OF HEALTH AND HUMAN SERVICES		3	2	40%	5
GOOD SAMARITAN SOCIETY OF DAYTONA		5			5
TANNER MEDICAL CENTER EAST AL		5			5
THE UNIVERSITY OF VERMONT MEDICAL CENTER		4	1	20%	5
GULF COAST VETERANS HCS PANAMA CITY OPC		5			5
PRECISION LABS LLC		2	3	60%	5
MINUTECLINIC DIAGNOSTIC OF NORTH CAROLINA, PC		4	1	20%	5
HOLIDAY MEDICAL ASSOCIATES		1	4	80%	5
EL PARAISO HOME INC		5			5
CITRUS COUNTY HEALTH DEPARTMENT		4	1	20%	5
PRECISION DIAGNOSTICS INC - NJ		5			5
HEALTHPARK MEDICAL CENTER ABG LAB		5			5
BROWARD COUNTY HEALTH DEPT.			5	100%	5
MEDEXPRESS URGENT CARE - WINCHESTER GATEWAY		5			5
MONTEFIORE MEDICAL CENTER LABORATORIES - NORTH		5			5
GUTHRIE MEDICAL GROUP LABORATORIES		5			5
FAMILY MEDICINE AT HUNTERS CREEK		5			5
DESOTO HEALTH AND REHAB LLC		3	2	40%	5
BAPTIST HEALTH - TOWN CENTER			5	100%	5
FINLAY		1	4	80%	5
FREEDOM SQUARE NURSING CENTER			5	100%	5
PARRISH HEALTH CENTER		5			5
UT SOUTHWESTERN MEDICAL CENTER			5	100%	5
GENTIVA HEALTH SERVICES		5			5
CENTREX CLINICAL LABS INC		5			5
MINUTECLINIC DIAGNOSTIC OF PA, LLC (1036)		4	1	20%	5
LAKE NONA PEDIATRICS IN ASSOCIATION WITH NEMOURS		5			5
PRIMECARE AT TWIN LAKES			5	100%	5
DALLAS COUNTY HEALTH AND HUMAN SERVICES			5	100%	5
PEDIATRICS OF ALTAMONTE		5			5
FLORIDA HOSPITAL APOPKA		4	1	20%	5
INTERNAL MEDICINE SPECIALISTS			5	100%	5
Florida Clinical Laboratory		1	4	80%	5
WOODLAND TOWERS		4	1	20%	5
LORI MCAULIFFE MD PA			5	100%	5
ST JOSEPH WOMENS HOSPITAL			5	100%	5
MEDEXPRESS URGENT CARE-ALTOONA		4			4
SOUTHWESTERN REGIONAL MEDICAL CENTER - TULSA		4			4
PEDIATRIC HEALTHCARE ALLIANCE			4	100%	4
THE DOCTORS CENTER HEALTHCARE-SOUTHSIDE		1	3	75%	4
ELITE MD GROUP INC		1	3	75%	4
PM PEDIATRICS OF SELDEN		3	1	25%	4
GENUS DIAGNOSTICS			4	100%	4
AVALON PARK RETIREMENT RESIDENCE		4			4
EXPRESS TESTING-ONE			4	100%	4

COVID-19: testing by laboratory

Data through Dec 16, 2020 verified as of Dec 17, 2020 at 09:25 AM

Data in this report are provisional and subject to change.

The numbers in the table below represent the number of Florida and non-Florida residents for whom test results were received by the Department of Health. A person can be tested by more than one laboratory and can have both positive and negative results. **Therefore, the sum of the numbers in each column will be larger than the total number of people tested.**

Reporting lab	Inconclusive	Negative	Positive	Percent positive	Total
PEACEHEALTH LABORATORIES		3	1	25%	4
DYNAMIC HEALTH CENTERS INC		2	2	50%	4
CAPE COD HOSPITAL			4	100%	4
Bardmoor Oaks Healthcare and Rehabilitation Center		3	1	25%	4
SOUTHEASTERN REGIONAL MEDICAL CENTER			4	100%	4
NEWPATH DIAGNOSTICS		4			4
YAZJI PEDIATRIC CARE LLC DBA TUKA PEDIATRICS			4	100%	4
CARENOW URGENT CARE-GREEN HILLS		4			4
Sunrise Health and Rehabilitation Center			4	100%	4
CVS MINUTE CLINIC DIAGNOSTIC OF TEXAS,LLC		3	1	25%	4
UF HEALTH			4	100%	4
CVS MINUTE CLINIC DIAGNOSTIC PA		3	1	25%	4
BAPTIST PRIMARY BLACK CREEK SOUTH			4	100%	4
PASSPORT HEALTH OF TAMPA BAY		4			4
VALDOSTA FAMILY MEDICINE			4	100%	4
FIFTH AVENUE PEDIATRICS		3	1	25%	4
CENTERPLACE HEALTH, INC			4	100%	4
ORCHID COVE		2	2	50%	4
RAINBOW PEDIATRIC CENTER PA		3	1	25%	4
BARBARA O'REILLY MD PA		4			4
DR PHILLIPS MEDICAL WELLNESS CENTER		4			4
WATSON THERAPEUTICS		1	3	75%	4
OSWEGO HOSPITAL LABORATORY		4			4
Stratford Court of Palm Harbor		4			4
Westminster Manor		3	1	25%	4
MIAMI CANCER INSTITUTE			4	100%	4
PACIFICA SENIOR LIVING OCALA		4			4
PALM HARBOR DERMATOLOGY		4			4
THE PLAZA AT PARKSQUARE		4			4
MEDEXPRESS URGENT CARE - ROBINSON TWP, STEUBENVILLE PIKE		4			4
FAMILY CARE PARTNERS URGENT CARE LLC		2	2	50%	4
UNIVERSITY OF WASHINGTON MEDICAL CENTER (UWMC) EMERGENCY DEPT.			4	100%	4
HELIX KH UC			4	100%	4
TARPON SPRINGS PEDIATRICS, LLC			4	100%	4
CELAL GUROL ERBAY, MD			4	100%	4
OMNICARE PHARMACY OF TEXAS 1		4			4
MIRIMUS INC		1	3	75%	4
NOVARI CARE LLC		3	1	25%	4
FLORIDA MEDICAL CLINIC - MULTI SPECIALTY CAMPUS		1	3	75%	4
CONSULATE HEATH CARE AT WEST ALTAMONTE			4	100%	4
VITAL CARE URGENT CARE			4	100%	4
Manor Care of Dunedin		4			4
MISIR DRUGS LLC		4			4
DIAGNOSTECHS		4			4
BENEVA LAKES HEALTHCARE & REHAB CENTER			4	100%	4
LANE PEDIATRICS PA			4	100%	4
ELITE MEDICAL CENTER			4	100%	4

COVID-19: testing by laboratory

Data through Dec 16, 2020 verified as of Dec 17, 2020 at 09:25 AM

Data in this report are provisional and subject to change.

The numbers in the table below represent the number of Florida and non-Florida residents for whom test results were received by the Department of Health. A person can be tested by more than one laboratory and can have both positive and negative results. **Therefore, the sum of the numbers in each column will be larger than the total number of people tested.**

Reporting lab	Inconclusive	Negative	Positive	Percent positive	Total
MEMORIAL HEALTH CARE SYSTEMS			4	100%	4
WEST COAST FAMILY MEDICAL CARE			4	100%	4
LONG ISLAND JEWISH FOREST HILLS HOSPITAL		4			4
Walker BaptistMedCtr		3	1	25%	4
LIGHTHOUSE PEDIATRICS OF NAPLES		2	2	50%	4
OKLAHOMA STATE UNIVERSITY DIAGNOSTIC LAB			4	100%	4
APEX HOME HEALTH CARE		4			4
INFECTION CONTROL/ EMPHEALTH		3	1	25%	4
UNILAB OF DADE INC			4	100%	4
PALM BEACH COUNTY HEALTH DEPARTMENT LABORATORY			4	100%	4
ADVANCE URGENT CARE CENTER, LLC			4	100%	4
GRAND VILLA OF CLEARWATER		4			4
MULBERRY CARE CENTER		1	3	75%	4
SONIC REFERENCE LABORATORY			4	100%	4
RELIANT ACUTE CARE			4	100%	4
VIERA PEDIATRICS		1	3	75%	4
MEDEXPRESS URGENT CARE - CULPEPER		4			4
UT MEMPHIS UNIVERSITY HEALTH SERVICES			4	100%	4
WALK IN URGENT CARE			4	100%	4
MEDEXPRESS URGENT CARE-LATROBE		4			4
UHEALTH UNIVERSITY OF MIAMI			4	100%	4
ENCOMPASS HOME HEALTH		4			4
LAKE FOREST PARK OP CO LLC		4			4
MEDEXPRESS URGENT CARE - WILLIAMSPORT		3	1	25%	4
RUSH UNIVERSITY MEDICAL CENTER LABORATORY			4	100%	4
Okeechobee Health Care Facility		4			4
SANFORD SOUTH UNIVERSITY		4			4
OKLAHOMA STATE DEPARTMENT OF HEALTH-PUBLIC HEALTH LABORATORY			4	100%	4
DOTHAN PEDIATRIC CLINIC			4	100%	4
COVENIENT CARE MEDICAL CLINIC			4	100%	4
LEON MEDICAL CENTERS, LLC			4	100%	4
HUNTINGTON URGENT CARE		4			4
COLLIER HMA PHYSICIAN MANAGEMENT, LLC			4	100%	4
ATLANTIC COMMUNITY HIGH SCHOOL		3	1	25%	4
PRL NYC PANDEMIC RESPONSE LAB			4	100%	4
FCHC (OB)-DARWIN SQUARE CTR.			4	100%	4
PENNSYLVANIA DEPARTMENT OF HEALTH BUREAU OF LABORATORIES			4	100%	4
PALM BEACH CANCER INSTITUTE			4	100%	4
DTR LABS		3	1	25%	4
FLORENCE - HUNTSVILLE HOSPITAL URGENT CARE		3	1	25%	4
MEDEXPRESS URGENT CARE - RICHMOND, NINE MILE RD		4			4
KANSAS DEPARTMENT OF HEALTH		2	2	50%	4
CDRX INFUSION			4	100%	4
UNION CITY MANOR NURSING CENTER		4			4
Sunset Lake Health and Rehabilitation Center		4			4
URGENT MEDICAL CENTER INC		2	2	50%	4
Health Care Center of Jacksonville			4	100%	4

COVID-19: testing by laboratory

Data through Dec 16, 2020 verified as of Dec 17, 2020 at 09:25 AM

Data in this report are provisional and subject to change.

The numbers in the table below represent the number of Florida and non-Florida residents for whom test results were received by the Department of Health. A person can be tested by more than one laboratory and can have both positive and negative results. **Therefore, the sum of the numbers in each column will be larger than the total number of people tested.**

Reporting lab	Inconclusive	Negative	Positive	Percent positive	Total
LUTHERAN HAVEN EXTENDED CONGREGATE CAR		4			4
PRIMECARE		2	2	50%	4
GENEVA GENERAL HOSPITAL LABORATORY		3	1	25%	4
HAMPTON ALF AT 24TH ROAD LLC			4	100%	4
FLORIDA HOSPITAL ALTAMONTE		2	2	50%	4
NCHMD INC			4	100%	4
MD ANDERSON			4	100%	4
VRL LABORATORIES			4	100%	4
MIAMI COMMUNITY HEALTH CENTER INC		1	3	75%	4
MCR HEALTH LAWTON CHILES ADMINISTRATION STE A		1	3	75%	4
ADVENT HEALTH CENTRA CARE - ORANGE LAKE		1	3	75%	4
SIGNATURE CARE MONTROSE		2	2	50%	4
ACCESS PHARMACY		4			4
INSPIRED LIVING AT PALM BAY		4			4
MEDEXPRESS URGENT CARE - SWANSEA, N ILLINOIS ST		4			4
CARENOW URGENT CARE - WINTER SPRINGS		3	1	25%	4
SHARP MEMORIAL HOSPITAL MICROBIOLOGY DEPT			4	100%	4
CAPTAIN JAMES A. LOVELL FEDERAL HEALTHCARE CENTER			4	100%	4
MEDEXPRESS URGENT CARE-PITTSFIELD		4			4
GEORGE SAFRAN MD PC		4			4
SIGNATURE CARE EMERGENCY CENTER		2	2	50%	4
MEDEXPRESS URGENT CARE - MAPLE DRIVE		4			4
CELERION			4	100%	4
Heartland of Boynton Beach			4	100%	4
COMPREHENSIVE CLINICAL RESEARCH, LLC			4	100%	4
ACCENT PHYSICIAN SPECIALISTS PA		4			4
ALTAMONTE MD			4	100%	4
UW MEDICINE VIROLOGY LAB			4	100%	4
JOSEF SCHENKER MD PC		4			4
LEMOYNE COLLEGE WELLNESS CENTER FOR		4			4
ALVARO J DANGOND MD PA		4			4
BELLIN HEALTH LAB		1	3	75%	4
SUPERIOR RESIDENCES AT CALA HILLS		4			4
EAST BANK HOSPITAL - UNIVERSITY OF MINNESOTA MEDICAL CENTER			4	100%	4
DYNACARE LABORATORIES			4	100%	4
CONCENTRA URGENT CARE		1	3	75%	4
PLANT CITY PEDIATRICS		4			4
ATMORE NURSING CENTER		3	1	25%	4
MINUTECLINIC, LLC, DBA MINUTECLINIC #5		4			4
AHC Decatur County		4			4
BETHESDA HEALTH URGENT CARE			4	100%	4
COLUMBIA MEMORIAL HOSPITAL LABORATORY		4			4
BIOTEST PLASMA CENTER		4			4
LABS PLUS LLC		4			4
DEPARTMENT OF HEALTH AND HUMAN SERVICES STATE OF NEW HAMPSHIRE			4	100%	4
SENIOR HOME CARE INC		4			4
GREENVILLE MEMORIAL HOSPITAL LAB			4	100%	4

COVID-19: testing by laboratory

Data through Dec 16, 2020 verified as of Dec 17, 2020 at 09:25 AM

Data in this report are provisional and subject to change.

The numbers in the table below represent the number of Florida and non-Florida residents for whom test results were received by the Department of Health. A person can be tested by more than one laboratory and can have both positive and negative results. **Therefore, the sum of the numbers in each column will be larger than the total number of people tested.**

Reporting lab	Inconclusive	Negative	Positive	Percent positive	Total
ORLANDO FAMILY MEDICAL INC		4			4
FHMG_FM AND IM AVALON PARK		1	3	75%	4
Millennium Nursing & Rehab Center		4			4
CLINICAL LABORATORIES OF THE BUFFALO		3	1	25%	4
MINUTECLINIC DIAGNOSTIC OF OHIO LLC		3	1	25%	4
MEDEXPRESS URGENT CARE - MT LEBANON		3	1	25%	4
CHARLOTTE CHD PORT CHARLOTTE		3	1	25%	4
ADVENTIST HEALTH SYSTEM FLORIDA DEPT OF HEALTH		3	1	25%	4
BAYLOR ESOTERIC AND MOLECULAR LAB			4	100%	4
MINUTECLINIC, LLC #03965		4			4
MINUTE CLINIC DIAGNOSTIC OF TEXAS, LLC		4			4
ELTINGVILLE CIRCLE URGENT CARE		4			4
Nemours Children's Urgent Care			4	100%	4
PERDIDO URGENT CARE			4	100%	4
HEALTHY MINORS PEDIATRIC URGENT CARE		4			4
MARSHALL MEDICAL CENTER SOUTH LAB		3	1	25%	4
MARSHFIELD LABORATORIES			4	100%	4
UTAH DEPARTMENT OF HEALTH			4	100%	4
ADVENTHEALTH NEW SMYRNA BEACH COMMUNITY HEALTH			4	100%	4
CAREWELL 202			4	100%	4
GARDENS HEALTH NH LLC		4			4
WATERTOWN URGENT CARE PLLC		4			4
MEDEXPRESS URGENT CARE-DUBOIS		4			4
ADIRONDACK MEDICAL CENTER		4			4
ADVENT HEALTH - TUSKAWILLA		4			4
MEDICAL CENTER AT OCEAN REEF		1	3	75%	4
BOCA SIMON LAB		1	3	75%	4
AHEC CLINIC		1	3	75%	4
INTERMARKET FACILITY			4	100%	4
JACKSON COUNTY HEALTH DEPARTMENT			4	100%	4
PHYSICIANS IMMEDIATE CARE AURORA			4	100%	4
MARION AND BERNARD L SAMSON NURSING CENTER			4	100%	4
RED MOUNTAIN DIAGNOSTICS		4			4
BARTON MEMORIAL HOSPITAL		3	1	25%	4
West Gate Village, LLC		4			4
MINUTECLINIC, LLC, DBA MINUTECLINIC #6106		3	1	25%	4
COMPUNET CLINICAL LAB			4	100%	4
STEWART MELBOURNE HOSPITAL			4	100%	4
EGL GENETICS DIAGNOSTICS			4	100%	4
GNT ASSOCIATES		3	1	25%	4
FHCP - ORMOND BEACH			4	100%	4
JUPITER ISLAND MEDICAL CLINIC INC		4			4
MAILBOX DIAGNOSTICS		2	2	50%	4
URGENT TEAM - MUSCLE SHOALS		4			4
KETTERING HEALTH			4	100%	4
MEDEXPRESS URGENT CARE - MONROE		4			4
WESLEY CHAPEL INTERNAL MEDICINE AND PEDIATRICS			4	100%	4

COVID-19: testing by laboratory

Data through Dec 16, 2020 verified as of Dec 17, 2020 at 09:25 AM

Data in this report are provisional and subject to change.

The numbers in the table below represent the number of Florida and non-Florida residents for whom test results were received by the Department of Health. A person can be tested by more than one laboratory and can have both positive and negative results. **Therefore, the sum of the numbers in each column will be larger than the total number of people tested.**

Reporting lab	Inconclusive	Negative	Positive	Percent positive	Total
L3HARRIS FAMILY MEDICAL CENTER			4	100%	4
CITYMD		1	3	75%	4
BENSONHURST URGENT CARE		4			4
FISHERMEN'S HOSPITAL			4	100%	4
COPELAND MEDICAL CLINIC		3	1	25%	4
MED LABS DIAGNOSTICS		3	1	25%	4
PREMIER MEDICAL ASSOCIATES		4			4
STATMED OCALA			4	100%	4
CHILDREN'S MEDICAL GROUP		4			4
TRIDENT BIOMETRICS		3	1	25%	4
FLORIDA CANCER SPECIALISTS AND RESEARCH		2	2	50%	4
WYOMING PUBLIC HEALTH LAB			4	100%	4
UNIVERSITY OF MIAMI MILLER SCHOOL OF MEDICINE			4	100%	4
REDMED OF CROSSTOWN		1	3	75%	4
MENTAL HEALTH CARE INC		3	1	25%	4
PANCARE HEALTH YOUNGSTOWN			4	100%	4
FLORIDA HEART AND VASCULAR			4	100%	4
REHABILITATION CENTER AT JUPITER GARDENS		4			4
IMIC INC RESEARCH			4	100%	4
REHABILITATION CENTER OF WINTER PARK,THE			4	100%	4
NORTH BEACH REHABILITATION CENTER		3	1	25%	4
WILLIAM A HINTON STATE LABORATORY INSTITUTE		1	2	67%	3
TERENCE B MITCHELL MD, INC			3	100%	3
CULLMAN REGIONAL URGENT CARE		2	1	33%	3
BAY COUNTY HEALTH DEPARTMENT		3			3
Nashville Central Laboratory		3			3
PINELLAS PARK HEALTH CENTER - PINELLAS CHD		1	2	67%	3
ST LUKES HOSPITAL LABORATORY		2	1	33%	3
MUNSON MEDICAL CENTER			3	100%	3
SOFTLAB			3	100%	3
CAMELLIA AT DEERWOOD			3	100%	3
MONTANA DEPARTMENT OF PUBLIC HEALTH & HUMAN SERVICES			3	100%	3
LEE CONVENIENT CARE AT SUMMERLIN			3	100%	3
NORTHSIDE HOSPITAL		2	1	33%	3
SPRING LAKE REHABILITATION CENTER			3	100%	3
URGENT CARE AT LONGWOOD			3	100%	3
REELFOOT FAMILY WALK IN CLINIC		2	1	33%	3
SSM HEALTH ST LOUIS MICROBIOLOGY LABORATORY		1	2	67%	3
RAPID CITY RUGENT CARE			3	100%	3
PRISMA HEALTH MIDLANDS			3	100%	3
CARESPOT-WELLINGTON			3	100%	3
MINUTECLINIC, LLC, MINUTECLINIC #7637		3			3
NEWSTAR MEDICAL LABORATORIES		3			3
ADVENTHEALTH SEBRING- INFECTION CONTROL DEPARTMENT			3	100%	3
THE LODGE AND REHABILITATION CENTER		3			3
ROCKLAND URGENT CARE FAMILY HEALTH NP		3			3
WATSON THERAPEUTICS INC			3	100%	3

COVID-19: testing by laboratory

Data through Dec 16, 2020 verified as of Dec 17, 2020 at 09:25 AM

Data in this report are provisional and subject to change.

The numbers in the table below represent the number of Florida and non-Florida residents for whom test results were received by the Department of Health. A person can be tested by more than one laboratory and can have both positive and negative results. **Therefore, the sum of the numbers in each column will be larger than the total number of people tested.**

Reporting lab	Inconclusive	Negative	Positive	Percent positive	Total
FLO-MEDILAB SERVICES LLC			3	100%	3
UNIVERSITY OF MICHIGAN		2	1	33%	3
SCIENTIFIC LABORATORY DIVISION			3	100%	3
NYC PUBLIC HEALTH LABS			3	100%	3
FLORIDA LABORATORY ANALYSIS, LLC			3	100%	3
ADVENTHEALTH CAR CENTER APOPKA			3	100%	3
MEDEXPRESS URGENT CARE - IRVING		3			3
HAWTHORNE INN OF LAKELAND		3			3
MEDEXPRESS URGENT CARE MARTINSBURG		2	1	33%	3
Life Care Center of Citrus County		2	1	33%	3
BOLING, STEPHANIE		3			3
FLORIDA MENTOR-POINT WEST CLUSTER		3			3
GONZALEZ MD AND ASWAD MD HEALTH SERVICES			3	100%	3
MEDICAL CENTER OF THE ROCKIES			3	100%	3
ALLIANCE FOR MULTISPECIALTY RESEARCH		3			3
HEALTH AND WELLNESS CENTER			3	100%	3
PM PEDIATRICS OF SELDEN PLLC		3			3
RHEA MEDICAL CENTER		3			3
BIG BEND HOSPICE INC		3			3
MINUTECLINIC DIAGNOSTIC OF MICHIGAN		3			3
IMA MEDICAL CENTER		3			3
MPG JACKSONVILLE ATLANTIC BLVD		1	2	67%	3
WINDSOR OF LAKEWOOD RANCH,THE		3			3
MARYLAND STATE DEPT OF HEALTH	2		1	33%	3
LAHEY CLINIC MEDICAL CENTER			3	100%	3
SANDGATE GARDENS REHAB & NURSING CENTER		2	1	33%	3
BAPTIST OUTPATIENT SERVICES			3	100%	3
NC STATE LABORATORY OF PUBLIC HEALTH		3			3
TUFTS MEDICAL CENTER			3	100%	3
DEACONESS HOSPITAL			3	100%	3
MINUTE CLINIC		1	2	67%	3
MEDEXPRESS URGENT CARE - MIDLOTHIAN		3			3
QUINTON MEMORIAL HEALTH CARE CENTER		3			3
PM PEDIATRICS OF BAYSIDE PLLC		3			3
VELOCITY CARE			3	100%	3
FAMILY MEDICINE AT WATERMAN		3			3
MEDEXPRESS URGENT CARE - MARKHAM STREE		3			3
The Crossroads		3			3
LEWIS COUNTY MANOR		3			3
VA OUTPATIENT CLINIC-NEW PORT RICHEY			3	100%	3
OPTIMAL CARE PEDIATRICS			3	100%	3
COURTYARD GARDENS OF BOYNTON BEACH, LLC		1	2	67%	3
VILLAGES HEALTH, THE		3			3
PALM BEACH CDH - DELRAY BEACH			3	100%	3
VIDANT MEDICAL CENTER			3	100%	3
MICHIGAN HEALTH CLINIC LABORATORIES		2	1	33%	3
BAPTIST HEALTH MEDICAL CENTER			3	100%	3

COVID-19: testing by laboratory

Data through Dec 16, 2020 verified as of Dec 17, 2020 at 09:25 AM

Data in this report are provisional and subject to change.

The numbers in the table below represent the number of Florida and non-Florida residents for whom test results were received by the Department of Health. A person can be tested by more than one laboratory and can have both positive and negative results. **Therefore, the sum of the numbers in each column will be larger than the total number of people tested.**

Reporting lab	Inconclusive	Negative	Positive	Percent positive	Total
BAY BREEZE HEALTH AND REHABILITATION CENTER		3			3
TELEVISIT PALM BAY FAMILY PRACTICE		1	2	67%	3
MINUTECLINIC, LLC #05038		3			3
NORTH NAPLES HOSPITAL RESPIRATORY THERAPY DEPARTMENT			3	100%	3
BARONESS ERLANGER HOSPITAL		3			3
ELITE PRIMARY CARE OF WAYCROSS			3	100%	3
METHODIST HOSPITAL			3	100%	3
MADISON COUNTY HEALTH DEPARTMENT		3			3
MEDEXPRESS URGENT CARE MORGANTOWN		3			3
IGENEX INC		3			3
ESTERO FIRE RESCUE		3			3
ARDEN COURTS OF PALM HARBOR			3	100%	3
AVANTE INVERNESS		1	2	67%	3
VIRGINIA DIVISION OF CONSOLIDATED LABORATORIES			3	100%	3
CAREWELL URGENT CARE			3	100%	3
MEDEXPRESS URGENT CARE-KATY		3			3
ILLINOIS DEPARTMENT OF PUBLIC HEALTH			3	100%	3
SJH			3	100%	3
NORTH SHORE HOSP. INFECTION CONTROL			3	100%	3
NORTHEAST ALABAMA REGIONAL MEDICAL CENTER		2	1	33%	3
PARRISH MEDICAL CENTER-WAIVED TESTING		3			3
SOUTH FLORIDA FAMILY HEALTH & RESEARCH CTR			3	100%	3
MEDEXPRESS URGENT CARE MONACA		3			3
CTRS			3	100%	3
CARE ONE PRIMARY CARE			3	100%	3
Calusa Harbour			3	100%	3
GREATER MOBILE URGENT CARE – SPRINGHILL			3	100%	3
DANIEL M LIBBY MD PLLC		3			3
DIXIE COUNTY HEALTH DEPARTMENT		2	1	33%	3
Enterprise Health and Rehabilitation Center		3			3
PALMS, THE		3			3
HIALEAH SHORES NURSING AND		2	1	33%	3
BIRMINGHAM VAMC		1	2	67%	3
PALMS WEST HOSPITAL			3	100%	3
COMMUNITY MEDICAL AND DENTAL CARE INC		3			3
URGENT TEAM - HUNTSVILLE		3			3
EXETER HOSPITAL		3			3
HEALTHCARE NETWORK OF SOUTHWEST FLORIDA			3	100%	3
MANORCARE NURSING & REHABILITATION CENTER-NAPLES		3			3
NEMOURS CHILDRENS PRIMARY CARE HORIZON WEST			3	100%	3
DR. PHILLIPS MEDICAL WELLNESS CENTER		1	2	67%	3
ALLIANCE LABS @LRMC			3	100%	3
CORTLAND COUNTY HEALTH DEPARTMENT		3			3
ESTATES MEDICAL CENTER INC			3	100%	3
PRORENATA LABS		1	2	67%	3
Broadview Multi-Care Center		3			3
MOULTRIE CREEK NURSING AND REHAB			3	100%	3

COVID-19: testing by laboratory

Data through Dec 16, 2020 verified as of Dec 17, 2020 at 09:25 AM

Data in this report are provisional and subject to change.

The numbers in the table below represent the number of Florida and non-Florida residents for whom test results were received by the Department of Health. A person can be tested by more than one laboratory and can have both positive and negative results. **Therefore, the sum of the numbers in each column will be larger than the total number of people tested.**

Reporting lab	Inconclusive	Negative	Positive	Percent positive	Total
SEA LEVEL LABS			3	100%	3
QUATRACOR PLLC		3			3
CGH MEDICAL CENTER			3	100%	3
MEDICAL UNIVERSITY SC HOSPITAL			3	100%	3
HILLVIEW LABORATORY			3	100%	3
LEESBURG COMMUNITY HEALTH CENTERS			3	100%	3
INDIANA STATE DEPARTMENT OF HEALTH		1	2	67%	3
MINUTECLINIC DIAGNOSTIC OF TEXAS		3			3
ST VINCENT'S ST CLAIR		2	1	33%	3
TENDER CARE ALF		3			3
VICAR'S LANDING NURSING HOME		2	1	33%	3
BAPTIST PRIMARY CARE, INC.		2	1	33%	3
LOYOLA UNIVERSITY MEDICAL CENTER LABORATORY			3	100%	3
ALAN A SMITH MD LLC		3			3
LUTHERAN HAVEN ASSISTED LIVING		3			3
GUARDANT HEALTH		3			3
SIGNATURE CARE PFLUGERVILLE			3	100%	3
YORKVILLE PEDIATRIC URGENT CARE		3			3
FLORIDA HEALTH CARE PLANS STIRLING CENTER			3	100%	3
ASSOCIATES MD CYPRESS CREEK			3	100%	3
NEMOURS CHILDRENS PRIMARY CARE MAITLAND			3	100%	3
MEDEXPRESS URGENT CARE PLEASANT HILLS		3			3
XPRESS URGENT CARE LLC		3			3
MEDIC INFUSION PA		3			3
State Lab Unspecifd			3	100%	3
49D2045214PHYSICIAN OFFICE WAIVER MEDEXPRESS URGENT CARE - HARRISONBU		3			3
FLORIDA MEDICAL CLINIC IM MLK		3			3
BEEBE MEDICAL CENTER LABORATORY		3			3
MINUTE-CLINIC DIAGNOSTIC OF VIRGINIA, LLC #794		3			3
Bainbridge Health and Rehab		3			3
DACH MAIN LAB			3	100%	3
GROVES CENTER			3	100%	3
MEDEXPRESS URGENT CARE - TEAYS VALLEY		3			3
COURTYARD GARDENS OF JUPITER		3			3
NOVALIFE MEDSPA			3	100%	3
MEDEXPRESS URGENT CARE - BEECH GROVE		3			3
PHYSICIANS IMMEDIATE CARE ELGIN			3	100%	3
MEDEXPRESS URGENT CARE - CLARKSBURG		3			3
INTERNAL MEDICINE LIPID AND WELNNESS PRACTICE			3	100%	3
UNC HOSPITAL/MCLENDON CLINICAL LABORATORIES			3	100%	3
LAFAYETTE NURSING AND REHAB			3	100%	3
VITAS HEALTHCARE			3	100%	3
PREMIER CLINICAL RESEARCH INSTITUTE INC			3	100%	3
INSPIRA MEDICAL CENTER VINELAND LAB		2	1	33%	3
COLLIER BLVD HMA PHYSICIAN MANAGEMENT,, LLC			3	100%	3
MAYO		1	2	67%	3
PUBLIC HEALTH TRUST OF MIAMI DADE COUNTY			3	100%	3

COVID-19: testing by laboratory

Data through Dec 16, 2020 verified as of Dec 17, 2020 at 09:25 AM

Data in this report are provisional and subject to change.

The numbers in the table below represent the number of Florida and non-Florida residents for whom test results were received by the Department of Health. A person can be tested by more than one laboratory and can have both positive and negative results. **Therefore, the sum of the numbers in each column will be larger than the total number of people tested.**

Reporting lab	Inconclusive	Negative	Positive	Percent positive	Total
KISSIMMEE URGENT CARE		3			3
GRACE WELLNESS CENTER		2	1	33%	3
PEDIATRICS BY THE SEA JOG RD OFFICE			3	100%	3
CONSOLIDATED LABORATORY SERVICES			3	100%	3
DICKSON MEDICAL ASSOCIATES PC PATH LAB		3			3
MAGNOLIA PEDIATRICS GROUP LLC			3	100%	3
CRESTVIEW IMMEDIATE CARE LL			3	100%	3
ADVENTHEALTH MEDICAL GROUP PEDIATRIC & ADOLESCENT		3			3
Fouraker Hills Rehab and Nursing			3	100%	3
MEDEXPRESS URGENT CARE-NESHANNOCK TWP		2	1	33%	3
URGENT DOC - URGENT CARE CLINIC			3	100%	3
ERIE COUNTY PUBLIC HEALTH CLINICAL		3			3
DOCTORS MEDICAL CENTER OF WALTON COUNTY CLINIC			3	100%	3
PATHOLOGY REFERENCE LAB LLC			3	100%	3
BETH ISRAEL MEDICAL CENTER LABS		3			3
SURETOX LABORATORY LLC		2	1	33%	3
SunTerrace Health Care Center		3			3
ADVENTHEALTH MEDICAL GROUP PEDIATRICS AT		2	1	33%	3
ORANGE PARK PEDIATRICS			3	100%	3
NOVADX		2	1	33%	3
UNITY HEALTH AND REHABILITATION CENTER			3	100%	3
TULLAHOMA HMA, LLC		2	1	33%	3
ORCHID COVE DAYTONA			3	100%	3
SENTARA NORFOLK GENERAL HOSPITAL CENTRAL LAB			3	100%	3
CAMPAZZI CONCIERGE MEDICAL SERVICES		2	1	33%	3
MID FLORIDA CLINICAL LABORATORY		2	1	33%	3
JOSEF SCHENKER MD PC DBA CENTERS URGENT		2	1	33%	3
MACCLENNY NURSING AND REHAB			3	100%	3
CARE ATC - CITY OF BOYNTON BEACH			3	100%	3
PULSE & REMEDY LLC			3	100%	3
GYN PATH SERVICES			3	100%	3
ADVENT HEALTH - TIMBERRIDGE ER		2	1	33%	3
MEDEXPRESS URGENT CARE-HERSHEY		2	1	33%	3
FLORIDA MEDICAL CL ODOM TPA			3	100%	3
MEDICAL CENTER AFFILIATES WEST PALM			3	100%	3
VAIL VALLEY MEDICAL CENTER			3	100%	3
OPENTRONS PRL		2	1	33%	3
THE CLINIC OF PEDIATRICS & GI MEDICINE, INC			3	100%	3
TIFTON CARECONNECT URGENT CARE			3	100%	3
MEDEXPRESS URGENT CARE HUNTINGTON		3			3
TNC WALK IN CLINIC		1	2	67%	3
MEDEXPRESS URGENT CARE - HOT SPRINGS		3			3
BAY REGIONAL URGENT CARE		1	2	67%	3
CROSSVILLE MEDICAL GROUP		1	2	67%	3
NORTH SHORE HEMATOLOGY-ONCOLOGY ASSOCIATES, PC		3			3
PANCARE HEALTH - ALTHA PUBLIC			3	100%	3
JOHN T MATHER MEMORIAL HOSPITAL LABORATORY		3			3

COVID-19: testing by laboratory

Data through Dec 16, 2020 verified as of Dec 17, 2020 at 09:25 AM

Data in this report are provisional and subject to change.

The numbers in the table below represent the number of Florida and non-Florida residents for whom test results were received by the Department of Health. A person can be tested by more than one laboratory and can have both positive and negative results. **Therefore, the sum of the numbers in each column will be larger than the total number of people tested.**

Reporting lab	Inconclusive	Negative	Positive	Percent positive	Total
ADVENT HEALTH APOPKA		1	2	67%	3
MEDEXPRESS URGENT CARE, JOHNSTOWN		2	1	33%	3
IOWA DEPARTMENT OF PUBLIC HEALTH			3	100%	3
AUSTIN PUBLIC HEALTH			3	100%	3
MINUTECLINIC DIAGNOSTIC OF TN PC #386		3			3
PPD - IXLAYER		3			3
PATIENT FIRST - ALLENTOWN			3	100%	3
US SPECIALTY LABS			3	100%	3
ALOHA HOME CARE LLC DBA ACCENTCARE HOME HEALTH OF		3			3
APEX CLINICAL LABORATORIES INC		3			3
ENTRUST IMMEDIATE CARE			3	100%	3
ADVENT HEALTH - WESTCHASE ER			3	100%	3
TARRANT COUNTY PUBLIC HEALTH		3			3
MARION COUNTY FIRE RESCUE		3			3
PR HEALTH			3	100%	3
SUNSHINE PEDIATRICS OF CENTRAL FLORIDA PL		1	2	67%	3
COVENANT PEDIATRICS		1	2	67%	3
DOTHAN WEST FAMILY MEDICINE		2	1	33%	3
PUTNAM HOSPITAL CENTER LABORATORY		3			3
NIGHT LITE PEDIATRICS CENTER		1	2	67%	3
MEDICAL CENTER ENTERPRISE			3	100%	3
FLORIDA CLINICAL LABORATORY - BIOREFERENCE LABORATORIES		2	1	33%	3
BRENTWOOD SENIOR LIVING AT ST PETE			3	100%	3
JEFFERSON COUNTY HEALTH DEPARTMENT-MONTICELLO		2	1	33%	3
ANN STORCK CENTER INC		3			3
KENILWORTH CARE & REHABILITATION CENTER			3	100%	3
URGENT CARE - OCONEE		2	1	33%	3
HELIX MEDICAL CENTERS		1	2	67%	3
NORTHWEST FLORIDA CLINICAL LAB		1	2	67%	3
NORTHERN LIGHT LABORATORY		1	2	67%	3
ACE BIOMEDICAL LABS LLC			3	100%	3
JACKSON SOUTH COMMUNITY HOSPITAL LAB			3	100%	3
WINDER NURSING INC DBA WINDER HEALTH CARE		3			3
MEDEXPRESS URGENT CARE - RICHMOND, W BROAD ST		3			3
MIDDLETOWN MEDICAL P C			3	100%	3
BETTERMED URGENT CARE			3	100%	3
CAPITAL HEALTH LABORATORY INC			3	100%	3
SEMINOLE FAMILY HEALTH CENTER		3			3
ORLANDO REGIONAL HEALTH SERVICES		1	2	67%	3
YORK HOSPITAL - LABORATORY			3	100%	3
NOVANT HEALTH PRESBYTERIAN		2	1	33%	3
MONTANA PUBLIC HEALTH LAB			3	100%	3
PBSO WEST PALM FAMILY PRACTICE		1	2	67%	3
TRUE HEALTH - LAKE UNDERHILL		3			3
MINUTECLINIC DIAGNOSTIC OF NEW JERSEY, LLC # 7069		3			3
TERRACE OF ST CLOUD, THE		2	1	33%	3
FLORIDA CANCER SPECIALISTS & RESEARCH INSTITUTE		2	1	33%	3

COVID-19: testing by laboratory

Data through Dec 16, 2020 verified as of Dec 17, 2020 at 09:25 AM

Data in this report are provisional and subject to change.

The numbers in the table below represent the number of Florida and non-Florida residents for whom test results were received by the Department of Health. A person can be tested by more than one laboratory and can have both positive and negative results. **Therefore, the sum of the numbers in each column will be larger than the total number of people tested.**

Reporting lab	Inconclusive	Negative	Positive	Percent positive	Total
MIZELL MEMORIAL HOSPITAL			3	100%	3
CENTERPLACE HEALTH			3	100%	3
THOMAS LANGLEY			3	100%	3
MEDFIRST URGENT CARE			3	100%	3
MEDEXPRESS - NEWARK		3			3
ABSOLUTE HEALTH		3			3
THONOTOSASSA COMMUNITY HEALTH CENTER			3	100%	3
MD NOW URGENT CARE - DELRAY WEST			3	100%	3
ONSLow MEMORIAL HOSPITAL LABORATORY		3			3
LEXINGTON MEDICAL CENTER		1	2	67%	3
WELLIGENT			3	100%	3
CVS MINUTE CLINIC, LLC #22		2	1	33%	3
AVANTE AT MT DORA		1	2	67%	3
GARCIA MORALES NELSON			3	100%	3
LIFEHOPE LABS			3	100%	3
REGIONAL MEDICAL LAB			3	100%	3
PANIRA HEALTHCARE CLINIC			3	100%	3
MEDICAL SERVICES OF AMERICA HOME HEALTH		3			3
ASPEN VALLEY HOSPITAL			3	100%	3
LEE MEMORIAL HEALTH SYSTEM		2	1	33%	3
TAMPA		1	2	67%	3
TRUE HEALTH- HOFFNER		3			3
MINUTECLINIC DIAGNOSTIC OF NORTH CAROLINA		3			3
NORTH DAKOTA DEPT OF HEALTH MICROBIOLOGY		1	2	67%	3
ADRIANA M CASTRO MD PA		3			3
FLORIDA MENTOR		3			3
ST BARNABAS HOSPITAL		3			3
HELIX LW UC		1	2	67%	3
MEDFUSION		2	1	33%	3
NORTH BROWARD HOSPITAL DISTRICT HEALTHCARE FOR THE HOMELESS			3	100%	3
MINUTECLINIC DIAGNOSTIC OF NORTH CAROLINA PC #7054		3			3
SANFORD MOBILE LAB			3	100%	3
HARBOUR'S EDGE		2	1	33%	3
LA MER NH LLC			3	100%	3
PENSACOLA PEDIATRICS MILTON			3	100%	3
BOROPARK URGENT CARE		3			3
FLORIDA DEPARTMENT OF HEALTH IN MIAMI DADE COUNTY		2	1	33%	3
DEPARTMENT OF PATHOLOGY ROME MEMORIAL		3			3
ALABAMA DEPARTMENT OF PUBLIC HEALTH		1	2	67%	3
ACCESS HEALTH CARE		2	1	33%	3
WYOMING DEPT OF HEALTH			3	100%	3
BRADENTON PHYSICIAN MEDICAL CENTER			3	100%	3
ADVANCED PEDIATRICS OF BOCA LLC			3	100%	3
WANTAGH URGENT CARE		3			3
SHEEPSHEAD BAY URGENT CARE		3			3
KEY WEST URGENT CARE, INC		3			3
CITIZENS BAPTIST MEDICAL CENTERS LAB		3			3

COVID-19: testing by laboratory

Data through Dec 16, 2020 verified as of Dec 17, 2020 at 09:25 AM

Data in this report are provisional and subject to change.

The numbers in the table below represent the number of Florida and non-Florida residents for whom test results were received by the Department of Health. A person can be tested by more than one laboratory and can have both positive and negative results. **Therefore, the sum of the numbers in each column will be larger than the total number of people tested.**

Reporting lab	Inconclusive	Negative	Positive	Percent positive	Total
CENTRAL DUPAGE HOSPITAL			3	100%	3
BOCA BIOLISTICS LLC			3	100%	3
CORTLAND REGIONAL MEDICAL CENTER		3			3
PREMIER FAMILY AND SPORTS MEDICINE		2	1	33%	3
HALIFAX HEALTH URGENT CARE			3	100%	3
FAMILY MEDICINE AT LONGWOOD			3	100%	3
MIDLAND MEMORIAL HOSPITAL			2	100%	2
Alden Terrace of McHenry			2	100%	2
PALMETTO FAMILY HEALTH CENTER			2	100%	2
MINUTECLINIC, LLC #03268		2			2
LAKE MARY HEALTH AND REHABILITATION CENTER		1	1	50%	2
NURSING PLUS OF BROWARD LLC		1	1	50%	2
SACRED HEART HEALTH SYSTEM, INC			2	100%	2
Life Care Center of Orlando			2	100%	2
MAIN STREET MEDICAL CENTERS		2			2
CHEROKEE COUNTY HEALTH AND REHAB CENTER		2			2
CERTIVIA LABORATORIES			2	100%	2
NEMOURS CHILDREN'S PRIMARY CARE THE VILLAGES		2			2
BOND COMMUNITY HEALTH CENTER			2	100%	2
CARENOW URGENT CARE-DONELSON		2			2
THE PALMS REHABILITATION AND HEALTHCARE CENTER		2			2
FLORIDA DEPARTMENT OF HEALTH WASHINGTON COUNTY		1	1	50%	2
CHESTERFIELD HEALTHCARE GROUP, INC		2			2
MINUTECLINIC, LLC #5707		2			2
NORTH DADE NURSING AND REHABILITATION CENTER			2	100%	2
ARLINGTON DIALYSIS CENTER LLC		2			2
EASTLAKE MEDICAL CENTER		2			2
PRECISION DIAGNOSTIC INC		2			2
AVANTE AT OCALA INC			2	100%	2
LEE PHYSICIAN GROUP		1	1	50%	2
VAULT HEALTH			2	100%	2
AMEDISYS HOME HEALTH OF GREENVILLE			2	100%	2
MC DIAGNOSTIC OF CONNECTICUT, PC #1966		2			2
STUDENT HEALTH SERVICES			2	100%	2
PEACE RIVER MEDICAL CENTER		2			2
SURFSIDE URGENT CARE			2	100%	2
PUTNAM COUNTY EMERGENCY RESCUE SERVICE		2			2
POMERENE HOSPITAL			2	100%	2
MEDICANA NURSING AND REHAB CENTER			2	100%	2
MEDEXPRESS URGENT CARE, CHAMBERSBURG		2			2
COVANCE			2	100%	2
MEDEXPRESS URGENT CARE - MBURG COMMONS		2			2
JRS LABORATORY			2	100%	2
GOLDSTEIN			2	100%	2
COMMUNITY MEDICAL CENTER			2	100%	2
DEPT OF HEALTH			2	100%	2
CVS MINUTE CLINIC DIAGNOSTIC OF TN #3293		2			2

COVID-19: testing by laboratory

Data through Dec 16, 2020 verified as of Dec 17, 2020 at 09:25 AM

Data in this report are provisional and subject to change.

The numbers in the table below represent the number of Florida and non-Florida residents for whom test results were received by the Department of Health. A person can be tested by more than one laboratory and can have both positive and negative results. **Therefore, the sum of the numbers in each column will be larger than the total number of people tested.**

Reporting lab	Inconclusive	Negative	Positive	Percent positive	Total
NORTON IMMEDIATE CARE CENTER - PRESTON			2	100%	2
TMH EC NORTHEAST LABORATORY			2	100%	2
MINUTE CLINIC LLC #5706		1	1	50%	2
DALLAS MEDICAL CENTER			2	100%	2
SHORE MEDICAL CENTER		2			2
SUMNER REGIONAL MEDICAL CENTER		2			2
MINUTECLINIC DIAGNOSTIC OF NORTH CARO		2			2
MEMORIAL SLOAN KETTERING CANCER CENTER		1	1	50%	2
MINUTECLINIC DIAGNOSTIC OF VIRGINIA, LLC #1656		2			2
ST. LUKE'S HOSPITAL - BETHLEHEM CAMPUS		1	1	50%	2
ORLANDO LUTHERAN TOWERS		1	1	50%	2
DOCTORS HOSPITAL RENAISSANCE			2	100%	2
MEDEXPRESS URGENT CARE MURRYSVILLE		1	1	50%	2
ADVANCED URGENT CARE LLC			2	100%	2
VENICE GREEN VILLAGE		2			2
JACKSON LABORATORY OF GENOMIC MEDICINE		2			2
KINGS BAY PEDIATRICS LLC			2	100%	2
SIGNATURE HEALTHCARE OF MIDDLEBURG		2			2
SCIENTIA DIAGNOSTICS			2	100%	2
ADVANCED URGENT CARE CENTER OF THE UPPER KEYS			2	100%	2
URGENT MED INC		1	1	50%	2
INTERNAL MEDICINE ASSOCIATES-DUNELLON			2	100%	2
JOHNNIE RUTH CLARKE LAB			2	100%	2
MEDICINE SHOPPE #1306 THE		1	1	50%	2
MINUTECLINIC DIAGNOSTIC OF NEW JERSEY		2			2
LIFE CARE CENTER OF PALM BAY		2			2
PEACEHEALTH CENTRAL		2			2
PTC LABORATORIES			2	100%	2
FAST PACE MEDICAL CLINIC		2			2
LOWELL GENERAL HOSPITAL			2	100%	2
MAIN STREET MEDICAL CENTER OF CRESTVIEW PA			2	100%	2
Warren Center for Rehabilitation and Nursing		2			2
PREMIER LABORATORY SERVICES, LLC			2	100%	2
MEDEXPRESS URGENT CARE - SUMMERSVILLE, WEBSTER RD		2			2
SOUTHERN TENNESSEE MEDICAL CENTER			2	100%	2
PANCARE HEALTH - PONCE DE LEON			2	100%	2
DELCARE PA			2	100%	2
DOCTOR 4 U CLINIC			2	100%	2
Avanti Wellness and Rehab			2	100%	2
OUR LADY OF THE LAKE REGIONAL MEDICAL CENTER			2	100%	2
FLORIDA CLINICAL LABORATORY INC			2	100%	2
NATIONAL GENETICS INST LABCORP		1	1	50%	2
NEW GEN LABS			2	100%	2
FAMILY FIRST PEDIATRICS			2	100%	2
BROOKDALE ORANGE PARK		2			2
JULIE STAATS DO		2			2
ORLANDO ORTHOPAEDIC OUTPATIENT SURGERY CENTER			2	100%	2

COVID-19: testing by laboratory

Data through Dec 16, 2020 verified as of Dec 17, 2020 at 09:25 AM

Data in this report are provisional and subject to change.

The numbers in the table below represent the number of Florida and non-Florida residents for whom test results were received by the Department of Health. A person can be tested by more than one laboratory and can have both positive and negative results. **Therefore, the sum of the numbers in each column will be larger than the total number of people tested.**

Reporting lab	Inconclusive	Negative	Positive	Percent positive	Total
CONEMAUGH MEMORIAL MEDICAL CENTER		2			2
SMOKY MOUNTAIN URGENT CARE AND FAMILY MEDICINE CENTER			2	100%	2
RIVER CITY MEDICAL ASSOCIATES INC			2	100%	2
SPECTRUM HEALTH			2	100%	2
MD NOW URGENT CARE CENTER INC.			2	100%	2
RUSSELL MEDICAL CENTER		2			2
MAWD PATHOLOGY GROUP			2	100%	2
PEDIATRICS IN BREVARD-COCOA BEACH		2			2
TGH Brandon Healthplex Laboratory			2	100%	2
INTEGRITY CLINICAL RESEARCH CENTER INC		1	1	50%	2
THE LITTLE CLINIC			2	100%	2
HCR MANOR CARE SERVICES OF FLORIDA III INC		2			2
WALGREENS #07502		2			2
PEDIATRIC HEALTH CARE		1	1	50%	2
PHYSICIANS LABORATORY SERVICES			2	100%	2
PINELLAS POINT NURSING AND REHAB			2	100%	2
PHYSICIANS MEDICAL CENTER		2			2
KINGS COUNTY HOSPITAL CENTER			2	100%	2
FLORIDA PRIMARY & SPECIALTY CARE		2			2
CITRUS PARK			2	100%	2
MD NOW URGENT CARE MEDICAL CENTERS INC			2	100%	2
VETERANS AFFAIRS MEDICAL CENTER - GREATER LOS ANGELES			2	100%	2
CALIFORNIA DEPARTMENT OF PUBLIC HEALTH			2	100%	2
LAKELAND REGIONAL HEALTH		2			2
SARASOTA MEMORIAL MEDICAL URGENT CARE CENTER			2	100%	2
ST LUKES HOSPITAL			2	100%	2
FLORIDA HOSPITAL PHYSICIAN GROUP		1	1	50%	2
BRANDYWYNE HEALTH CARE CENTER			2	100%	2
OHIO DEPARTMENT OF HEALTH LABORATORY		2			2
LIFESPRING COMMUNITY HEALTH		2			2
ASCENSION ST VINCENT'S RIVERSIDE			2	100%	2
BAYMEADOWS PRIMARY CARE		2			2
WASHINGTON STATE DEPARTMENT OF HEALTH PUBLIC HEALTH LABORATORIES			2	100%	2
SYLVAN NURSING			2	100%	2
COMMONS AT ORLANDO LUTHERAN TOWERS SNF			2	100%	2
PEPIN ACADEMIES-PASCO		2			2
PELICAN LANDING		1	1	50%	2
NAVAL MEDICAL CENTER			2	100%	2
MEDEXPRESS URGENT CARE - FREDERICK		2			2
MINUTE CLINIC DIAGNOSTIC OF PENNSYLVANIA		2			2
CAPRONA GROUP HOME			2	100%	2
FLORIDA HOSPITAL LABORATORIES		2			2
LEGACY ER & URGENT CARE - FRISCO WEST			2	100%	2
Baldwin Pediatrix		2			2
ST JOSEPH'S HOSPITAL LABORATORY			2	100%	2
CORNERSTONE MEDICAL CARE OF BRANDON		2			2
CVS MINUTE CLINIC DIAGNOSTIC OF TEXAS		2			2

COVID-19: testing by laboratory

Data through Dec 16, 2020 verified as of Dec 17, 2020 at 09:25 AM

Data in this report are provisional and subject to change.

The numbers in the table below represent the number of Florida and non-Florida residents for whom test results were received by the Department of Health. A person can be tested by more than one laboratory and can have both positive and negative results. **Therefore, the sum of the numbers in each column will be larger than the total number of people tested.**

Reporting lab	Inconclusive	Negative	Positive	Percent positive	Total
MEDEXPRESS URGENT CARE-WILKINS TOWNSHIP, WILLIAM PENN HIGHWAY		2			2
FIRST CHOICE MEDICAL PC			2	100%	2
SOUTH CAROLINA DEPT OF HEALTH AND ENVIRONMENT CONTROL		2			2
WOMENS CARE FLORIDA LLC-LABORATORY		2			2
INSPIRIT SENIOR LIVING			2	100%	2
EXPRESSCARE URGENT CARE CENTER			2	100%	2
BROOKDALE MANDARIN CENTRAL			2	100%	2
LAKE MARY - STIRLING CENTER SUITE 202			2	100%	2
AMERICAN SCIENTIFIC LABORATORIES LLC			2	100%	2
Lakeview Village		2			2
TENNESSEE DEPARTMENT OF HEALTH (TDH) - REGIONAL LABORATORY			2	100%	2
ADVICE FOR OPTIMAL WELLNESS, INC			2	100%	2
COL CROSSROAD		1	1	50%	2
ROAN DRUG COMPANY LLC		2			2
MEDEXPRESS URGENT CARE FOX CHAPEL		2			2
MINUTE CLINIC DIAGNOSTIC OF SOUTH CAROLINA		1	1	50%	2
UNIVERSITY OF MARYLAND MEDICAL CENTER			2	100%	2
Bedford Care Center of Hattiesburg		2			2
SPECTRA LABS		1	1	50%	2
RELIANT IMMUNE DIAGNOSTICS			2	100%	2
OHIO DEPARTMENT OF HEALTH			2	100%	2
ACCESS LABORATORIES LLC			2	100%	2
VIRTUA MEMORIAL HOSPITAL BURLINGTON COUNTY			2	100%	2
NOT GIVEN		1	1	50%	2
CONSULATE HEALTH CARE		1	1	50%	2
CROSSROADS			2	100%	2
FLORIDA KEYS PED & ADOLES CTR			2	100%	2
LODGE HEALTH AND REHABILITATION CENTER, THE		2			2
MEDEXPRESS URGENT CARE - CHRISTIANBURG		2			2
SPARROW CENTRAL LAB			2	100%	2
AFFORDABLE PRIMARY CARE LLC		2			2
Lakeside Oaks Care Center			2	100%	2
LIFE CARE HOME HEALTH SERVICES LLC			2	100%	2
University Center East			2	100%	2
SIGNATURE CARE LEWISVILLE-EMERGENCY CENTER		1	1	50%	2
HANOVER ENDOSCOPY CENTER		2			2
Robert Cranfield			2	100%	2
Jackson Health Care Facility			2	100%	2
VIRGINIA DEPT OF HEALTH OFFICE OF EPIDEMIOLOGY			2	100%	2
RAINY LAKE MEDICAL CENTER			2	100%	2
CCRX OF NORTH CAROLINA, LLC		1	1	50%	2
ADVENT HEALTH CENTRAL TEXAS		1	1	50%	2
MEDEXPRESS URGENT CARE - WASHINGTON		2			2
PANCARE HEALTH - JACKSON COUNTY		1	1	50%	2
MEDEXPRESS URGENT CARE - LAFAYETTE		2			2
Alden Des Plaines			2	100%	2
CARE 365			2	100%	2

COVID-19: testing by laboratory

Data through Dec 16, 2020 verified as of Dec 17, 2020 at 09:25 AM

Data in this report are provisional and subject to change.

The numbers in the table below represent the number of Florida and non-Florida residents for whom test results were received by the Department of Health. A person can be tested by more than one laboratory and can have both positive and negative results. **Therefore, the sum of the numbers in each column will be larger than the total number of people tested.**

Reporting lab	Inconclusive	Negative	Positive	Percent positive	Total
LOUISIANA DEPT. OF HEALTH AND HOSPITALS-INFECTIOUS DISEASE EPI SECTION			2	100%	2
LILY PHARMACY		2			2
INTEGRATED REGIONAL LABS			2	100%	2
Cleveland Clinic Weston			2	100%	2
TALLAHASSEE MEMORIAL HEALTHCARE FAMILY MED RESIDENCY			2	100%	2
UW HOSPITAL AND CLINICS		1	1	50%	2
MEDEXPRESS URGENT CARE - WEST ST PAUL, ROBERT ST S		2			2
UNIVERSITY OF KANSAS MEDICAL CENTER			2	100%	2
VA PRIMARY CARE ANNEX			2	100%	2
OAKBRIDGE TERRACE AT SAE			2	100%	2
MINUTECLINIC DIAGNOSTIC OF OHIO #6192		2			2
GOLDMAN SACHS HEALTH CENTER		2			2
MARCO ISLAND HOSPITAL INC D/B/A		1	1	50%	2
PREMIER FAMILY HEALTH PA			2	100%	2
PLEASANTVILLE OF SEBASTIAN LLC□			2	100%	2
CEDARS-SINAI MEDICAL CENTER			2	100%	2
FLORIDA MEDICAL CLINIC RADIOLOGY DALE MABRY		2			2
WHOLE CHILD PEDIATRICS			2	100%	2
UT PATH			2	100%	2
ADVENTHEALTH EAST ORLANDO EMPLOYEE CLINIC		2			2
ORANGE COUNTY HEALTH DEPARTMENT		1	1	50%	2
MEDEXPRESS URGENT CARE GREENSBURG		2			2
CHAPPEL GROUP RESEARCH, THE		2			2
LATCHER LABORATORY OF A O FOX MEMORIAL		2			2
REMISE OCCUPATIONAL HEALTH SOLUTIONS INC			2	100%	2
JUPITER MEDICAL CENTER URGENT CARE - STUART			2	100%	2
WISE HEALTH SYSTEM		1	1	50%	2
MEDEXPRESS URGENT CARE LAVALE		2			2
BAYSTATE MEDICAL CENTER		1	1	50%	2
CARESPOT EXPRESS HEALTHCARE			2	100%	2
SOUTHERN LABORATORY SERVICES OF NWF		2			2
MEDEXPRESS URGENT CARE - KOKOMO		2			2
BIOHEALTH MEDICAL LAB INC			2	100%	2
JUPITER MEDICAL CENTER URGENT CENTER			2	100%	2
MEDEXPRESS-HOUSTON EAST FWY		1	1	50%	2
MEDEXPRESS URGENT CARE-SCOTT TOWNSHIP		2			2
TERRACE AT HOBE SOUND, THE		1	1	50%	2
PROPATH			2	100%	2
PREMIER MEDICAL LABORATORY			2	100%	2
MAGNOLIA ADULT, LLC			2	100%	2
MEDEXPRESS URGENT CARE-ARLINGTON		1	1	50%	2
WALGREENS #13605		2			2
STARR COUNTY MEMORIAL HOSPITAL			2	100%	2
FHPG FAMILY MEDICAL CENTER OF TAMPA BAY		1	1	50%	2
CELEBRATION PEDIATRICS			2	100%	2
ST. CLOUD PHARMACY AND WELLNESS CENTER		2			2
PLASMA MED RESEARCH DBA		2			2

COVID-19: testing by laboratory

Data through Dec 16, 2020 verified as of Dec 17, 2020 at 09:25 AM

Data in this report are provisional and subject to change.

The numbers in the table below represent the number of Florida and non-Florida residents for whom test results were received by the Department of Health. A person can be tested by more than one laboratory and can have both positive and negative results. **Therefore, the sum of the numbers in each column will be larger than the total number of people tested.**

Reporting lab	Inconclusive	Negative	Positive	Percent positive	Total
RAPID URGENT CARE - ALBANY			2	100%	2
MID - FLORIDA PATHOLOGY LLC		1	1	50%	2
THE HOSPITAL OF PROVIDENCE EMERGENCY ROOM			2	100%	2
NATIONAL JEWISH HEALTH			2	100%	2
Heartland Healthcare Center Boca Raton			2	100%	2
URGENT CARE AND SURGERY CENTER			2	100%	2
ROANE MEDICAL CENTER		1	1	50%	2
GULF COAST IMMEDIATE CARE CENTER		1	1	50%	2
ONE MEDICAL GROUP		1	1	50%	2
ACL LABORATORIES INDUSTRIAL TOXICOLOGY			2	100%	2
ST VINCENTS AMBULATORY CARE INC DBA			2	100%	2
SPECIALTY LABORATORIES			2	100%	2
DISCOVERY VILLAGE AT THE FORUM		2			2
TMH PHYSICIAN PARTNERS SOUTHWOOD			2	100%	2
ADVENT HEALTH MEDICAL GROUP FAMILY MEDICINE			2	100%	2
PRINCETON BMC LABORATORY		2			2
AGILE URGENT CARE			2	100%	2
CSS- TWELVE OAKS			2	100%	2
PALOS COMMUNITY HOSPITAL LABORATORY			2	100%	2
MEDEXPRESS URGENT CARE-BLOOMFIELD AVEN		2			2
KENTUCKY CABINET FOR HEALTH AND FAMILY SERVICES			2	100%	2
FLAGLER PROFESSIONAL HEALTH CAE SERVICES INC		2			2
ORLANDO MEDICAL CENTER PL			2	100%	2
MINUTE CLINIC DIAGNOSTIC MED GRP		2			2
HAWAII DEPARTMENT OF HEALTH			2	100%	2
MEDEXPRESS URGENT CARE - FORT WORTH S		2			2
MEDICAL CITY DALLAS HOSPITAL			2	100%	2
ADVENTHEALTH IMAGING PARTIN SETTLEMENT			2	100%	2
NEW BRIDGE MEDICAL CENTER		2			2
JUPITER INTERNAL MEDICINE AND ASSOCIATES			2	100%	2
TRUE HEALTH INC			2	100%	2
SUPERIOR RESIDENCES OF CLERMONT		2			2
EXPRESS CARE OF TAMPA BAY LLC		1	1	50%	2
BROOKDALE OAKBRIDGE		1	1	50%	2
PALM BAY COMMUNITY OUTPATIENT CLINIC		2			2
NATIONWIDE LABORATORY SERVICES		1	1	50%	2
MINUTE-CLINIC DIAGNOSTIC OF VIRGINIA, LLC #2003		1	1	50%	2
MORTON PLANT NORTH BAY HOSPITAL			2	100%	2
SUNBRIDGE CARE & REHAB FOR DECATUR		2			2
CVS MINUTE CLINIC DIAGNOSTIC OF KANSAS, PA		2			2
JOHN D. ARCHBOLD MEM. HOSPITAL			2	100%	2
FEDERAL CORRECTIONAL INSTITUTION MARIANNA			2	100%	2
MEDEXPRESS URGENT CARE - SOUTH CHARLESTON		2			2
FLORIDA PRIMARY CARE CENTER PA		2			2
ASCENSION ST MICHAEL'S HOSPITAL LAB		1	1	50%	2
Magnolia Health and Rehab Center			2	100%	2
CLINICA HISPANIA			2	100%	2

COVID-19: testing by laboratory

Data through Dec 16, 2020 verified as of Dec 17, 2020 at 09:25 AM

Data in this report are provisional and subject to change.

The numbers in the table below represent the number of Florida and non-Florida residents for whom test results were received by the Department of Health. A person can be tested by more than one laboratory and can have both positive and negative results. **Therefore, the sum of the numbers in each column will be larger than the total number of people tested.**

Reporting lab	Inconclusive	Negative	Positive	Percent positive	Total
PruittHealth Lakehaven		2			2
URGENT CARE USA			2	100%	2
BMC/JACSONVILLE		1	1	50%	2
POMONA VALLEY COMMUNITY HOSPITAL			2	100%	2
Fort Gaines Health and Rehab		2			2
NCH NORTH NAPLES HOSPITAL			2	100%	2
POINT OF CARE PRIVATE HEALTH MANAGEMENT			2	100%	2
COOK HOSPITAL AND CARE CENTER		1	1	50%	2
MEDEXPRESS URGEN CARE - EAST BRUNSWICK		2			2
CLEAR LAKE REGIONAL MEDICAL CENTER			2	100%	2
NOVA SOUTHEASTERN UNIVERSITY - STUDENT MEDICAL CTR			2	100%	2
BNC Medical Investors, LLC Berrien Nursing & Rehabilitation Center		2			2
SOUTH DAKOTA DEPARTMENT OF HEALTH		2			2
MID-FLORIDA HEMATOLOGY AND ONCOLOGY CENTERS		2			2
BETHPAGE EXTENDED HOURS CENTER		2			2
BAYLOR COLLEGE OF MEDICINE			2	100%	2
MINUTE CLINIC DIAGNOSTIC OF NEW JERSEY		2			2
DISCOVERY VILLAGE AT STUART			2	100%	2
ATLAS GENOMICS			2	100%	2
WHITESANDS OUTPATIENT TREATMENT		2			2
GULF COAST PEDIATRICS OF SARASOTA PA		1	1	50%	2
CARENOW-LEBANON		1	1	50%	2
Greystone Nursing and Rehab, LLC			2	100%	2
RIO PINAR HEALTH CARE			2	100%	2
REGIONS HOSPITAL LABORATORY			2	100%	2
LONGWOOD PEDIATRICS LLC			2	100%	2
CAREHERE LCS- EUSTIS			2	100%	2
ASHLEY PEDIATRICS			2	100%	2
JEFFERSON WASHINGTON TOWNSHIP HOSPITAL		2			2
CROSSROADS URGENT CARE, PLLC		2			2
ADVENTHEALTH MEDICAL GROUP FAMILY & INTERNAL		1	1	50%	2
MEDICAL CENTER AT OCEAN REEF,THE		2			2
LEGACY LABORATORY SERVICES			2	100%	2
PM PEDIATRICS OF BAYSIDE, PLLC - MANHASSET		2			2
MEDEXPRESS URGENT CARE - TULSA, S YALE AVE		2			2
VANAYER HEALTHCARE AND REHAB CENTER		2			2
UK HEALTHCARE			2	100%	2
MINUTECLINIC, DIAGNOSTIC OF TEXAS, LLC		2			2
APC PEDIATRICS			2	100%	2
NAVAL BRANCH MEDICAL CLINIC			2	100%	2
FL DEPT OF HEALTH MARION COUNTY MOBILE HEALTH UNIT			2	100%	2
ELMHURST MEMORIAL HOSPITAL			2	100%	2
AMERICAN MEDICAL LABORATORIES			2	100%	2
ADVENTHEALTH EXPRESS CARE AT WALGREENS			2	100%	2
ST. MARY'S MEDICAL CENTER EVANSVILLE, INC			2	100%	2
MEDEXPRESS URGENT CARE - TARENTUM		2			2
TMH PHYSICIAN PARTNERS BLOUNTSTOWN			2	100%	2

COVID-19: testing by laboratory

Data through Dec 16, 2020 verified as of Dec 17, 2020 at 09:25 AM

Data in this report are provisional and subject to change.

The numbers in the table below represent the number of Florida and non-Florida residents for whom test results were received by the Department of Health. A person can be tested by more than one laboratory and can have both positive and negative results. **Therefore, the sum of the numbers in each column will be larger than the total number of people tested.**

Reporting lab	Inconclusive	Negative	Positive	Percent positive	Total
UC CORAL GABLES			2	100%	2
DEPARTMENT OF HEALTH AND HUMAN SERVICES DIVISION OF BEHAVIORAL HEALTH		1	1	50%	2
MINUTECLINIC DIAGNOSTIC PA #7110		2			2
DEKALB MEDICAL CENTER LABORATORY			2	100%	2
CALIFORNIA DIVISION OF COMMUNICABLE DISEASE CONTROL			2	100%	2
IN & OUT URGENT CARE METAIRIE			2	100%	2
BENTON PEDIATRICS		2			2
BAYCARE MEDICAL GROUP			2	100%	2
SOUTHEAST GEORGIA HEALTH SYSTEM			2	100%	2
ADVOCATE SHERMAN HOSPITAL			2	100%	2
MORGAN STANLEY HEALTH CENTER		2			2
GINKGO-IXLAYER		2			2
EXCEPTIONAL EMERGENCY CENTER - AMARILLO			2	100%	2
MEDEXPRESS URGENT CARE, BUTLER		1	1	50%	2
AUSTIN REGIONAL CLINIC MICROBIOLOGY LAB			2	100%	2
PEDIATRICS AND ADOLESCENT MEDICINE		2			2
MEDEXPRESS URGENT CARE - HUNTINGTON WE		2			2
NORTHWELL HEALTH			2	100%	2
SOUTHSIDE FAMILY MEDICAL		2			2
SPRINGS MEDICAL LAB		1	1	50%	2
MEMORIAL HERMANN			2	100%	2
UNIVERSTIY OF ILLINOIS HOSPITAL			2	100%	2
MOBILE COUNTY HEALTH DEPARTMENT		1	1	50%	2
OHIO HEALTH DOCTORS HOSPITAL			2	100%	2
PUBLIC HEALTH LABORATORY	1		1	50%	2
INA		1	1	50%	2
ALLIANCE PEDIATRICS PA			2	100%	2
CVS MINUTE CLINIC DIAG OF IND LLC #5206		1	1	50%	2
STEWART MELBOURNE HOSPITAL, INC			2	100%	2
DELAWARE DIAGNOSTICS LABS			2	100%	2
MINUTECLINIC DIAGNOSTIC OF PA LLC		2			2
LINCOLN MEDICAL CENTER		2			2
HENDRY REGIONAL CONVENIENT CARE CENTER			2	100%	2
FLORIDA HEALTHCARE OF ORLANDO			2	100%	2
UNIVERSITY OF MISSOURI HEALTH CARE			2	100%	2
PALM CITY NURSING AND REHAB CENTER			2	100%	2
MOBIL LAB FOR ALL INC		2			2
FIRST CARE - MIDDLESBORO			2	100%	2
EMORY UNIVERSITY HOSPITAL			2	100%	2
HOME ACCESS HEALTH			2	100%	2
MINUTECLINIC DIAGNOSTIC OF TEXAS, LLC #7435		2			2
FLORIDA MEDICAL CENTER OF CLEARWATER		2			2
Lake Charles Healthcare LLC dba Landmark Lake Charles			2	100%	2
PM PEDIATRICS OF BAYSIDE PLLC - HOPEWELL JUNCTION		2			2
Metro West Nursing and Rehab			2	100%	2
COASTAL LABORATORIES OF FLORIDA			2	100%	2
ORMOND BEACH URGENT CARE			2	100%	2

COVID-19: testing by laboratory

Data through Dec 16, 2020 verified as of Dec 17, 2020 at 09:25 AM

Data in this report are provisional and subject to change.

The numbers in the table below represent the number of Florida and non-Florida residents for whom test results were received by the Department of Health. A person can be tested by more than one laboratory and can have both positive and negative results. **Therefore, the sum of the numbers in each column will be larger than the total number of people tested.**

Reporting lab	Inconclusive	Negative	Positive	Percent positive	Total
ADVANCED MEDICAL CARE			2	100%	2
MEDEXPRESS URGENT CARE - WEIRTON		2			2
DRR JMC URGENT CARE DONALD ROSS			2	100%	2
PARTNERS PHARMACY OF FLORIDA LLC		2			2
Elba Nursing and Rehabilitation Center, LLC		2			2
UNIVERSITY HOSPITALS OF CLEVELAND			2	100%	2
MERCY HEALTH LAB		1	1	50%	2
HOUSTON HEALTH DEPARTMENT - BUREAU OF LABORATORY SERVICES			2	100%	2
MADISON HOSPITAL LABORATORY			2	100%	2
NEMOURS CHILDRENS PRIMARY CARE			2	100%	2
ARKANSAS DEPARTMENT OF HEALTH			2	100%	2
MED EXPRESS URGENT CARE PC - MARYLAND		2			2
IN AND OUT URGENT CARE			2	100%	2
BRITO MEDICAL CENTER			2	100%	2
FLORIDA MEDICAL CLINIC CARDIOLOGY-ZH			2	100%	2
LIFT HEALTH		2			2
STEUBEN COUNTY PUBLIC HEALTH		2			2
CLAY PRIMARY & FAMILY CARE LLC			2	100%	2
MEDEXPRESS URGENT CARE - FAYETTEVILLE		2			2
BAYSHORE MEDICAL CENTER			2	100%	2
PALM MEDICAL CENTER - PLANT CITY		2			2
NEW YORK STATE DEPARTMENT OF HEALTH		1	1	50%	2
ADVANCED PEDIATRICS			2	100%	2
THE PATHOLOGY LABORATORY		1	1	50%	2
VILLA HEALTH NH LLC			2	100%	2
HOLY FAMILY MEDICAL CENTER		1	1	50%	2
PARADIGM LABORATORIES			2	100%	2
TIEHH BIOTERRORISM RESPONSE LAB			2	100%	2
EAST NAPLES PEDIATRICS			2	100%	2
MORRISTOWN MEMORIAL HOSPITAL		2			2
CVS MINUTE CLINIC			2	100%	2
VIGILINT HEALTHCARE		1	1	50%	2
BAPTIST HEALTHCARE - LAKEVIEW CENTER INC		2			2
NLC LABS			2	100%	2
CLEVELAND CLINIC IMAGING			2	100%	2
FLORIDA DEPARTMENT OF HEALTH (FDOH)			2	100%	2
NEMOURS CHILDRENS PRIMARY CARE OVIEDO			2	100%	2
MEDEXPRESS URGENT CARE - PRINCETON		2			2
VALLEY BAPTIST MEDICAL CENTER: BROWNSVILLE			2	100%	2
ASPIRUS RIVERVIEW HOSPITAL & CLINICS INC		1	1	50%	2
TRICORE REFERENCE LABORATORY		1	1	50%	2
PINECREST PEDIATRICS GROUP LLC			2	100%	2
ADVANCED RESEARCH FOR HEALTH IMPROVEMENT		1	1	50%	2
SCIENTIFIC LABORATORY COMPANY		2			2
LAB CORP OF AMER SAN DIEGO			2	100%	2
SANIBEL MEDICAL CLINIC			2	100%	2
RIVERVIEW MEDICAL CLINIC		2			2

COVID-19: testing by laboratory

Data through Dec 16, 2020 verified as of Dec 17, 2020 at 09:25 AM

Data in this report are provisional and subject to change.

The numbers in the table below represent the number of Florida and non-Florida residents for whom test results were received by the Department of Health. A person can be tested by more than one laboratory and can have both positive and negative results. **Therefore, the sum of the numbers in each column will be larger than the total number of people tested.**

Reporting lab	Inconclusive	Negative	Positive	Percent positive	Total
GENETIC ASSAYS INC			2	100%	2
BERGEN COUNTY SURGICAL AND ENDOSCOPY CENTER		2			2
SUNCOAST BLOOD BANK			2	100%	2
MEDEXPRESS URGENT CARE - OMAHA N 72 ST		2			2
SWEETWATER NURSING CENTER		2			2
SPRING HILL REGIONAL HOSPITAL			2	100%	2
ROCKEFELLER UNIVERSITY CLINICAL GENOMICS LABORATOR		2			2
OURMED		2			2
GRAND VILLA OF MELBOURNE			2	100%	2
ADVENTIST HINSDALE HOSPITAL LABORATORY			2	100%	2
SIMEDHEALTH LLC		2			2
MEMORIAL HERMANN CONSOLIDATED LABORATORY SERVICES			2	100%	2
ALVERNO CLINICAL LABORATORIES			2	100%	2
LACORP		1	1	50%	2
Church Creek SNF			2	100%	2
ROPER HOSPITAL			2	100%	2
PIEDMONT HOSPITAL LAB			2	100%	2
HEART OF FLORIDA HEALTH CENTER INC			2	100%	2
ST. ELIZABETH HEALTHCARE			2	100%	2
OCALA REGIONAL KIDNEY CENTER-WEST			2	100%	2
MC DIAGNOSTIC OF CONNECTICUT PC #459		2			2
CELEBRATION PEDIATRICS PA			2	100%	2
SINAI PLAZA NURSING AND REHAB CENTER			2	100%	2
PRESBYTERIAN HOME		2			2
UT AUSTIN UNIVERSITY HEALTH SERVICES			2	100%	2
NAVAL MEDICAL CENTER SAN DIEGO			2	100%	2
METHODIST MANSFIELD MEDICAL CENTER			2	100%	2
THE CLUB AT BOYNTON BEACH, LLC			2	100%	2
COVID PROCESSING SITE			2	100%	2
87TH MEDICAL GROUP – MCGUIRE AMBULATORY CARE FACILITY		2			2
NEBRASKA MEDICAL CENTER			2	100%	2
STANFORD HEALTH CARE ANATOMIC PATHOLOGY & CLINICAL LAB			2	100%	2
COASTAL MEDICAL LAB			2	100%	2
CPL LABS			2	100%	2
MINUTECLINIC, LLC #05814		2			2
LONG ISLAND UNIVERSITY - POST CAMPUS		2			2
MEDEXPRESS URGENT CARE - GLENDALE		2			2
SUNNYSIDE MANOR		2			2
ACCESS MEDICAL GROUP OF FLORIDA CITY			2	100%	2
GULF COAST REGIONAL MEDICAL CARE		2			2
WEST COAST PEDIATRICS			2	100%	2
Good Samaritan Society-Blackduck		1	1	50%	2
GALEN BAYLOR EXTENSION		2			2
UNIVERSITY HOSPITAL OF BROOKLYN		2			2
YOUTH AND YOU, INC		2			2
RIVERWOOD CENTER,THE			2	100%	2
PINARD HOME HEALTH SERVICES INC			2	100%	2

COVID-19: testing by laboratory

Data through Dec 16, 2020 verified as of Dec 17, 2020 at 09:25 AM

Data in this report are provisional and subject to change.

The numbers in the table below represent the number of Florida and non-Florida residents for whom test results were received by the Department of Health. A person can be tested by more than one laboratory and can have both positive and negative results. **Therefore, the sum of the numbers in each column will be larger than the total number of people tested.**

Reporting lab	Inconclusive	Negative	Positive	Percent positive	Total
ALLIED PHYSICIANS GROUP PLLC		2			2
STEWART ST ELIZABETH MEDICAL CENTER			2	100%	2
SANFORD REGIONAL HOSPITAL WORTHINGTON		2			2
CAYUGA COUNTY HEALTH DEPARTMENT		2			2
WISCONSIN STATE LABORATORY OF HYGIENE		1	1	50%	2
SHANDS AT LAKE SHORE LAB			2	100%	2
FLORIDA COMMUNITY HEALTH CENTERS, INC.			2	100%	2
MEDEXPRESS URGENT CARE - STATE COLLEGE		2			2
NORTHCREST MEDICAL CENTER			2	100%	2
GEISINGER MEDICAL CENTER		2			2
BROOKDALE SENIOR LIVING			2	100%	2
ASSOCIATES IN MEDICINE			2	100%	2
ALL PEDIATRIC CARE PA			2	100%	2
ADVENTHEALTH MEDICAL GROUP PEDIATRICS		1	1	50%	2
INNOVATIVE COVID-DIVERSEY			2	100%	2
CVS MINUTE CLINIC DIAGNOSTIC		2			2
Parkridge Specialty Care		2			2
INDIANA STATE DEPARTMENT OF HEALTH LABORATORIES			2	100%	2
CUMBERLAND MEDICAL CENTER INC		2			2
Gulf Shore Care Center			2	100%	2
CORAL REEF NURSING & REHABILITATION CENTER		2			2
Workmens Circle Multicare Center		2			2
MEASE COUNTRYSIDE HOSPITAL CARDIAC REH			2	100%	2
ST. JOSEPH REGIONAL MEDICAL CENTER			2	100%	2
OELWEIN HEALTH CARE CENTER		2			2
ST PETERSBURG PEDIATRICS-EAST BAY			2	100%	2
SKIPPACK MEDICAL LAB			2	100%	2
KAILOS GENETICS INC			2	100%	2
SACRED HEART HOSPITAL ON THE EMERALD			2	100%	2
WALGREENS #05477		2			2
MEDICAL CENTER LABORATORY			2	100%	2
UNITED MEMORIAL MEDICAL CENTER			2	100%	2
CRUC CMCH-COVID-19		2			2
CVS MINUTE CLINIC DIAGNOSTIC MED GRP		2			2
BFT LAB			2	100%	2
SCDHEC BUREAU OF LABORATORIES			2	100%	2
CULLMAN REGIONAL MEDICAL CENTER		2			2
MEDEXPRESS - NEW CASTLE, DUPONT HWY		2			2
UTMB PATHOLOGY CLINICAL SERVICES LABORATORY			2	100%	2
CVS MINUTE CLINIC DIAGNOSTIC OF VIRGINIA		2			2
ARCPPOINT LABS OF ALTAMONTE SPRINGS			2	100%	2
Great Lakes Health Center			2	100%	2
MD NOW MEDICAL CENTER INC			2	100%	2
FELICIDAD MEDICAL CENTER INC			2	100%	2
MONTEFIORE MEDICAL CENTER LABS MONTEFIORE		1	1	50%	2
JOHNSON CITY MEDICAL CENTER		1	1	50%	2
DMC UNIVERSITY LABORATORIES		1	1	50%	2

COVID-19: testing by laboratory

Data through Dec 16, 2020 verified as of Dec 17, 2020 at 09:25 AM

Data in this report are provisional and subject to change.

The numbers in the table below represent the number of Florida and non-Florida residents for whom test results were received by the Department of Health. A person can be tested by more than one laboratory and can have both positive and negative results. **Therefore, the sum of the numbers in each column will be larger than the total number of people tested.**

Reporting lab	Inconclusive	Negative	Positive	Percent positive	Total
Medilodge of Montrose		2			2
VERILY LAB		2			2
ADVICE FOR OPTIMAL WELLNESS			2	100%	2
AFC PHYSICIANS OF FLORIDA, PA			2	100%	2
MEDEXPRESS URGENT CARE - BLUEFIELD		1	1	50%	2
FLORIDA MEDICAL CLINIC -INTERNAL MED DADE CITY			2	100%	2
ADVENT HEALTH - CENTRAL PASCO ER			2	100%	2
MINUTECLINIC DIAGNOSTIC OF MICHIGAN PC		2			2
TRINITAS REGIONAL MEDICAL CENTER		1	1	50%	2
MEDSTAR HARBOR HOSPITAL			2	100%	2
CLEVELAND CLINIC FLORIDA			2	100%	2
RICHICHI FAMILY HEALTH			1	100%	1
CVS MINUTE CLINIC DIAG OF IND, LLC #6549		1			1
SUN CITY DIAGNOSTIC CENTER			1	100%	1
Victory Health and Rehabilitation			1	100%	1
LANCASHIRE HALL NURSING AND REHABILITATION CENTER		1			1
NEW ERA COMMUNITY HEALTH CENTER LLC		1			1
DEVITA		1			1
ALL PRO ORTHOPEDICS & SPORTS MEDICINE, PA			1	100%	1
SYNERGENE LABORATORY			1	100%	1
Crowne Place Assisted Living		1			1
BAPTIST HOSPITAL EMPLOYEE HEALTH OFF			1	100%	1
ASHLEY CLINICAL DIAGNOSTIC LABORATORY			1	100%	1
CONTINENTAL HOME HEALTH CARE INC			1	100%	1
SYNAPSE ANALYTICAL LABS		1			1
EXACCARE KINGSTON, LLC			1	100%	1
MANSFIELD MEDICAL LODGE			1	100%	1
WALKIN MEDICAL URGENT CARE,NEW CITY			1	100%	1
DIXITKUMAR N MODI MD PA			1	100%	1
ABSOLUTE GENOMICS			1	100%	1
BROOKSHIRE, THE			1	100%	1
MORNINGSIDE NURSING AND REHABILITATION		1			1
MINUTE CLINIC DIAGNOSTIC OF KANSAS PA		1			1
CROSSROADS URGENT CARE		1			1
CONVENIENT MEDICAL AND HEALTH SERVICES			1	100%	1
ILLINOIS DEPT OF PUBLIC HEALTH LABS			1	100%	1
ADVENTHEALTH MEDICAL GROUP COMMUNITY MEDICINE			1	100%	1
COMMUNITY MEDICAL CENTER-ORANGE CITY		1			1
DE TAR HOSPITAL			1	100%	1
FALMOUTH BY THE SEA			1	100%	1
ARCADIA DIALYSIS CENTER			1	100%	1
HACKENSACK UNIVERSITY MEDICAL CENTER		1			1
FLORIDA DEPARTMENT OF HEALTH PALM BEACH COUNTY			1	100%	1
USC VERDUGO HILLS HOSPITAL			1	100%	1
WALGREENS #06025		1			1
OHIO VALLEY MANOR NURSING &		1			1
WELLCARE URGENT CARE			1	100%	1

COVID-19: testing by laboratory

Data through Dec 16, 2020 verified as of Dec 17, 2020 at 09:25 AM

Data in this report are provisional and subject to change.

The numbers in the table below represent the number of Florida and non-Florida residents for whom test results were received by the Department of Health. A person can be tested by more than one laboratory and can have both positive and negative results. **Therefore, the sum of the numbers in each column will be larger than the total number of people tested.**

Reporting lab	Inconclusive	Negative	Positive	Percent positive	Total
MANASOTA PEDIATRICS			1	100%	1
Heartland of Perrysburg		1			1
DUKE HEALTH REGIONAL HOSPITAL			1	100%	1
OMNI HEALTHCARE URGENT CARE			1	100%	1
GENESIS FAMILY PRACTICE			1	100%	1
AMERICAN HEALTH ASSOCIATES INC			1	100%	1
CLERMONT HEALTH DEPARTMENT			1	100%	1
CAH ACQUISITION COMPANY 11 LLC			1	100%	1
441 URGENT CARE CENTER - BROWNWOOD			1	100%	1
Trucare Living Centers - Columbus		1			1
MALUHIA		1			1
PHYSICIANS CARE		1			1
MEMORIALCARE LONG BEACH MEDICAL CENTER			1	100%	1
FIU HEALTH CARE CENTER			1	100%	1
AURORA CONSOLIDATED LABORATORY			1	100%	1
ALLIED PHYSICIANS GROUP		1			1
ALLEGANY COUNTY DEPARTMENT OF HEALTH		1			1
SHAMRA MEDICAL LABORATORY			1	100%	1
YUMA REGIONAL MEDICAL CENTER			1	100%	1
ADVANCED RESEARCH AND DIAGNOSTIC LABORATORY UNIVERSITY OF MINNESOTA			1	100%	1
BLUEWATER TOXICOLOGY			1	100%	1
MAYO CLINIC BEACHES PRIMARY CARE CTR		1			1
EMERGENCY CARE SERVICES LAB AT JFK MEDICAL CENTER			1	100%	1
American Fork Care Center dba Heritage Care Center		1			1
LabCorp L#09258295 M#09258285			1	100%	1
DOCTORS CARE - GREER		1			1
MARYLAND DEPARTMENT OF HEALTH AND MENTAL HYGIENE-LABORATORIES			1	100%	1
Parkside Manor		1			1
JOHN KNOX VILLAGE OF CENTRAL FLORIDA		1			1
LEHIGH MEDICAL AND RESEARCH CENTER, INC			1	100%	1
UNIVERISTY OF MIAMI			1	100%	1
SEASONS HOSPICE AND PALLIATIVE CARE OF			1	100%	1
WESTWOOD NURSING & REHAB		1			1
MINUTE CLINIC, LLC #1434		1			1
MEDICAL CENTER OF CENTRAL GEORGIA			1	100%	1
Community Compassion Center of Batesville			1	100%	1
APOLLO GARDENS RETIREMENT RESIDENCE CARE		1			1
UMMC MIDTOWN CAMPUS			1	100%	1
HEALTHQUEST, INC			1	100%	1
MID FLORIDA BIOLOGICALS			1	100%	1
A.G. Rhodes		1			1
SKY RIDGE MEDICAL CENTER - MICRO			1	100%	1
Consulate Health Care of Tallahassee			1	100%	1
MED FUSION			1	100%	1
ALABAMA REFERENCE LAB			1	100%	1
NATION'S BEST CARE HOME HEALTH			1	100%	1
Redwood Springs Healthcare			1	100%	1

COVID-19: testing by laboratory

Data through Dec 16, 2020 verified as of Dec 17, 2020 at 09:25 AM

Data in this report are provisional and subject to change.

The numbers in the table below represent the number of Florida and non-Florida residents for whom test results were received by the Department of Health. A person can be tested by more than one laboratory and can have both positive and negative results. **Therefore, the sum of the numbers in each column will be larger than the total number of people tested.**

Reporting lab	Inconclusive	Negative	Positive	Percent positive	Total
HENRY FORD WEST BLOOMFIELD HOSPITAL			1	100%	1
SARASOTA MEMORIAL HOSPITAL		1			1
Diversicare of Smyrna		1			1
ADVANCED URGENT CARE PLLC		1			1
FRASER MEMORIAL HOSPITAL			1	100%	1
SOUTHERN HILLS MEDICAL CENTER			1	100%	1
EXPRESS CARE OF THE SHOALS		1			1
LAKE REGIONAL HEALTH			1	100%	1
CITY OF NEW YORK DEPARTMENT OF HEALTH			1	100%	1
MEDEXPRESS URGENT CARE - LINCOLN		1			1
DOCTORS MEMORIAL HOSP HOME HEALTH CARE		1			1
PRIME CARE FAMILY MEDICINE			1	100%	1
University Plaza Rehabilitation and Nursing			1	100%	1
NHLS		1			1
BEAUMONT HOSPITAL, GROSSE POINTE			1	100%	1
GIBSON AREA PRIMARY CARE			1	100%	1
PEDIATRIC ASSOCIATES - JACKSONVILLE			1	100%	1
STEINHATCHEE DRUGS			1	100%	1
INSPIRE HEALTHCARE CENTER			1	100%	1
AFTER HOURS PEDS			1	100%	1
Lemont Nursing and Rehab Center			1	100%	1
CARENOW URGENT CARE-HENDERSONVILLE		1			1
TAYLOR MANOR		1			1
Livingston County Center for Nursing and Rehabilitation		1			1
ST GERARD'S COMMUNITY OF CARE		1			1
MOUNT SINAI AVENTURA DIAGNOSTIC CENTER			1	100%	1
CAREHERE HUDSON BAY			1	100%	1
UF HEALTH THE VILLAGES			1	100%	1
MEDEXPRESS - COLLINSVILLE BELT LINE		1			1
NORTHEAST PEDIATRICS			1	100%	1
FLORIDA KEYS PED AND ADOLES CTR			1	100%	1
Henry County Health and Rehabilitation		1			1
ARIZA WELLNESS CARE LLC			1	100%	1
WALGREENS #01398			1	100%	1
PALMETTO PRIMARY CARE PHYSICIANS			1	100%	1
HARLEM HOSPITAL CENTER		1			1
EAST END PEDIATRICS		1			1
WESLEY MEDICAL CENTER			1	100%	1
Gulfport Rehabilitation Center			1	100%	1
KAISER PERMANENTE REGIONAL REFERENCE LABORATORY		1			1
ST JOHNS MEDICAL CENTER		1			1
Sherwood Oaks Health Center			1	100%	1
UF KANAPAHA LAB BEAKER		1			1
SUNCREST OMNI		1			1
Luther Acres Manor		1			1
ST LUKES SURGICAL AT THE VILLAGES INC			1	100%	1
ADVENTHEALTH MEDICAL GROUP OBSTETRICS			1	100%	1

COVID-19: testing by laboratory

Data through Dec 16, 2020 verified as of Dec 17, 2020 at 09:25 AM

Data in this report are provisional and subject to change.

The numbers in the table below represent the number of Florida and non-Florida residents for whom test results were received by the Department of Health. A person can be tested by more than one laboratory and can have both positive and negative results. **Therefore, the sum of the numbers in each column will be larger than the total number of people tested.**

Reporting lab	Inconclusive	Negative	Positive	Percent positive	Total
VALLEY HOSPITAL MEDICAL CENTER		1			1
Valley Center (WV)			1	100%	1
DEPARTMENT OF HEALTH SERVICES			1	100%	1
NEW YORK UNIVERSITY MEDICAL CENTER			1	100%	1
CENTRAL CAROLINA HOSPITAL			1	100%	1
PRINCIPLE DIAGNOSTICS LLC			1	100%	1
NEIGHBORCARE PHARMACY SERVICES		1			1
LAURELLWOOD NURSING CENTER		1			1
CSL PLASMA LAB			1	100%	1
LOUNDY		1			1
BRIDGEWATER PARK ASSISTED LIVING LLC			1	100%	1
RENOWN REGIONAL MEDICAL CENTER			1	100%	1
ADVENTHEALTH MEDICAL GROUP ADULT AND SENIOR HEALTH			1	100%	1
PREMIER PEDIATRICS			1	100%	1
BAYMEADOWS PEDIATRIC CARE		1			1
ANY LAB TEST FAST CORP			1	100%	1
MEDEXPRESS URGENT CARE - SPRINGFIELD, COOLEY ST		1			1
RABI SINHA, MD		1			1
HAMILTON CI MAIN UNIT ANNEX/ WORK CAMP			1	100%	1
HIGHLANDS CLINICAL LABORATORY			1	100%	1
GRAND VIEW HOSPITAL			1	100%	1
HENRY FORD HOSPITAL			1	100%	1
HERNANDO CHILDREN'S			1	100%	1
MCH PHYSICIANS GROUP			1	100%	1
Southwest Louisiana Veterans Home			1	100%	1
PEDIATRICS URGENT CARE, LLC			1	100%	1
KENDALL PEDIATRICS PARTNERS LLC			1	100%	1
15 TO KNOW			1	100%	1
UNIVERSITY OF SOUTH FLORIDA			1	100%	1
KANA MEDICAL			1	100%	1
CLUB HEALTH AND REHABILITATION CENTER, THE		1			1
FAIRFIELD MEDICAL CENTER			1	100%	1
LEGACY AT HIGHWOODS PRESERVE		1			1
CEPERO PEDIATRICS PA			1	100%	1
ST. JOHN HOSPITAL & MEDICAL CENTER			1	100%	1
AFFINITY URGENT CARE			1	100%	1
PCR DIAGNOSTICS			1	100%	1
FAMILY PRACTICE ASSOCIATES		1			1
MANOR CARE OF DELRAY BEACH FL LLC		1			1
FHPG_EXP CARE W HILLSBOROUGH			1	100%	1
CARESPOT URGENT CARE		1			1
CHP COVID-19 (TX)			1	100%	1
MINUTE CLINIC DIAGNOSTIC OF SC, LLC #42		1			1
TREASURE COAST MEDICAL CONCIERGE LLC			1	100%	1
ROYAL PALM PEDIATRICS			1	100%	1
MIAMI-DADE COUNTY HEALTH DEPT.		1			1
Cornerstone at the Ranch		1			1

COVID-19: testing by laboratory

Data through Dec 16, 2020 verified as of Dec 17, 2020 at 09:25 AM

Data in this report are provisional and subject to change.

The numbers in the table below represent the number of Florida and non-Florida residents for whom test results were received by the Department of Health. A person can be tested by more than one laboratory and can have both positive and negative results. **Therefore, the sum of the numbers in each column will be larger than the total number of people tested.**

Reporting lab	Inconclusive	Negative	Positive	Percent positive	Total
MAYO CLINICAL LABORATORIES		1			1
CULVER CITY URGENT CARE			1	100%	1
ACCURATE HEALTH SERVICES CORP			1	100%	1
ST. MICHAEL'S ELITE HOSPITAL			1	100%	1
DOCTORS CARE OF PALM COAST			1	100%	1
Manorcare Health Services West Reading North		1			1
ST VINCENT'S AMBULATORY CARE INC			1	100%	1
NORTH FLORIDA MEDICAL CENTERS INC		1			1
SIGNATURE CARE MEMORIAL CITY			1	100%	1
MEDEXPRESS URGENT CARE - WHEELING		1			1
TRUMAN MEDICAL CENTER - HOSPITAL HILL			1	100%	1
Community Care Center of Heritage House, LLC			1	100%	1
WELLINGTON WEST 100176			1	100%	1
ALPHA CLINICAL LABORATORY CORP.			1	100%	1
Kroger - KRO03400316			1	100%	1
KINGWOOD EMERGENCY HOSPITAL			1	100%	1
LEXINGTON PLACE SENIOR LIVING COMMUNITY		1			1
Hampton Court Nursing and Rehabilitation Center			1	100%	1
HILTON HEAD HOSPITAL/INPATIENT			1	100%	1
Rosedale Green		1			1
CRUSADER COMMUNITY HEALTH			1	100%	1
HSRE-ASL CASSELBERRY TRS, LLC			1	100%	1
Caldwell Care		1			1
CHATSWORTH ASSISTED LIVING COMMUNITY AT PGA NATIONAL			1	100%	1
UNIVERSITY OF MARYLAND PATHOLOGY ASSOCIATES			1	100%	1
HELEN HAYES HOSPITAL LABORATORY		1			1
MARYLAND DEPARTMENT OF HEALTH AND MENTAL HYGIENE			1	100%	1
LAKE PEDIATRICS			1	100%	1
MILFORD REGIONAL HOSPITAL			1	100%	1
BASCOM PALMER EYE INSTITUTE			1	100%	1
SELF REGIONAL HEALTHCARE			1	100%	1
FLORIDA HOSPITAL ORMOND BEACH			1	100%	1
CAREWELL JW - WORCESTER LNC			1	100%	1
DOC PAM PA		1			1
BIOMERIEUX			1	100%	1
SKYRIDGE CLINICAL ASSOCIATES		1			1
Ramsey Village		1			1
FLORIDA MEDICAL CLINIC PA GI			1	100%	1
BIOLOGICAL AND CHEMICAL EMERGENCIES LABORATORY			1	100%	1
TITUSVILLE CENTER FOR SURGICAL EXCELLENCE LLC		1			1
VA OUTPATIENT PHARMACY			1	100%	1
INTERNAL MEDICINE & PEDIATRICS OF TAMPA BAY PA			1	100%	1
ISLANDS ASSISTED LIVING FACILITY,THE			1	100%	1
CARENOW URGENT CARE - CENTRAL AUSTIN			1	100%	1
AVERA ST. MARY'S HOSPITAL			1	100%	1
MARTIN MEDICAL CENTER INC		1			1
OCALA REGIONAL DIALYSIS- NORTH			1	100%	1

COVID-19: testing by laboratory

Data through Dec 16, 2020 verified as of Dec 17, 2020 at 09:25 AM

Data in this report are provisional and subject to change.

The numbers in the table below represent the number of Florida and non-Florida residents for whom test results were received by the Department of Health. A person can be tested by more than one laboratory and can have both positive and negative results. **Therefore, the sum of the numbers in each column will be larger than the total number of people tested.**

Reporting lab	Inconclusive	Negative	Positive	Percent positive	Total
Harbert Hills Academy Nursing Home		1			1
DEVLIN MANOR NURSING AND REHABILITATION		1			1
Harris Hill Nursing Facility		1			1
ADVENTHEALTH CENTRA CARE PONCIANA			1	100%	1
AVALON FAMILY RESORT ASSISTED LIVING LLC		1			1
IRA FIALKO DO			1	100%	1
CITRUS HEALTH NETWORK INC			1	100%	1
CAREWELL URGENT CARE FITCHBURG			1	100%	1
CARE POINT HEALTH AND WELLNESS CENTER		1			1
STATCARE URGENT & WALK IN MEDICAL CARE		1			1
FHPG SURGICAL ASSOCIATES OF EAST PASCO			1	100%	1
MIDDLEBURG PEDIATRICS			1	100%	1
HARDEE COUNTY FIRE RESCUE		1			1
MEDEXPRESS URGENT CARE - BENTON		1			1
MERCYONE DES MOINES MEDICAL CENTER			1	100%	1
QUALITY CLINICAL LAB LLC			1	100%	1
ANDREWS INSTITUTE AMBULATORY SURGERY CENTER		1			1
MIAMI RESCUE MISSION CLINIC INC			1	100%	1
MOUNT SINAI COMPREHENSIVE CANCER CENTER			1	100%	1
ST. MARY'S HOSPITAL			1	100%	1
HOLMES FAMILY PRACTICE PA			1	100%	1
HARBOR BEACH NURSING AND REHABILITATION CENTER			1	100%	1
Bayou Vista Community Care Center			1	100%	1
ASCENSION ST VINCENT'S MEDICAL CENTER			1	100%	1
MEDICAL CITY NORTH HILLS			1	100%	1
PROGRESSIVE MEDICAL RESEARCH			1	100%	1
PRISMA HEALTH TUOMEY LABORATORY			1	100%	1
SPECTRUM LUDINGTON			1	100%	1
SOLARIS HEALTHCARE PLANT CITY		1			1
MINUTE CLINIC, LLC #4650		1			1
RIVERSIDE MEDICAL CENTER		1			1
SPRINGFIELD HOSPITAL			1	100%	1
CHESAPEAKE REGIONAL MEDICAL CENTER			1	100%	1
TITUSVILLE REHABILITATION AND NURSING CENTER		1			1
HCL LABORATORIES			1	100%	1
Florence Home		1			1
Mercy Manor Transition Center			1	100%	1
NORTH SHORE MEDICAL CENTER - SALEM HOSPITAL			1	100%	1
BAYFRONT HEALTH - CONVENIENT CARE NORTHEAST			1	100%	1
San Antonio Residence and Rehabilitation Center		1			1
IDAHO HEALTH DEPARTMENT			1	100%	1
PSL JAX BEACH OPERATIONS LLC			1	100%	1
SUNCOAST COMMUNITY HEALTH CENTERS INC		1			1
MEDEXPRESS URGENT CARE-CHIPPEWA		1			1
Central Park Healthcare & Rehabilitation Center		1			1
CLINICAL LABORATORY DEPARTMENT			1	100%	1
HANCOCK REGIONAL HOSPITAL		1			1

COVID-19: testing by laboratory

Data through Dec 16, 2020 verified as of Dec 17, 2020 at 09:25 AM

Data in this report are provisional and subject to change.

The numbers in the table below represent the number of Florida and non-Florida residents for whom test results were received by the Department of Health. A person can be tested by more than one laboratory and can have both positive and negative results. **Therefore, the sum of the numbers in each column will be larger than the total number of people tested.**

Reporting lab	Inconclusive	Negative	Positive	Percent positive	Total
Oakview Manor Health and Rehab		1			1
HUNTERS CREEK PEDIATRICS		1			1
EASTMAN HEALTHCARE & REHAB		1			1
INNOVATIVE HEALTH DIAGNOSTIC OF CALIFORNIA			1	100%	1
ACCESS FAMILY CARE LLC			1	100%	1
PROFESSIONAL HEALTH EXAMINERS			1	100%	1
COMMONWEALTH OF VIRGINIA DIVISION OF CONSOLIDATED LABORATORY SERVICES			1	100%	1
WHITE WILSON MEDICAL CENTER NEPHROLOGY			1	100%	1
CELEBRATION HOSPITAL			1	100%	1
THEDACARE FAMILY MEDICINE GATEWAY			1	100%	1
GENESIS MICROBIOLOGY LAB		1			1
SAINT JOSEPHS HOSPITAL OF ATLANTA			1	100%	1
SEATTLE-KING COUNTY			1	100%	1
BODYK			1	100%	1
STEWARD FLORIDA ALF, INC			1	100%	1
MISSION HOSPITAL			1	100%	1
HOUSTON DEPARTMENT OF HEALTH AND HUMAN SERVICES			1	100%	1
PENSACOLA PATHOLOGY		1			1
SENDER RETREAT ADULT DAY CARE CENTERS			1	100%	1
Crisp Regional Nursing and Rehab Center		1			1
HOUSTON METHODIST HOSPITAL			1	100%	1
PHYSICIANS PREMIER			1	100%	1
SANTA MONICA CA-UCLA MC			1	100%	1
WEST COAST CLINICAL LABS INC			1	100%	1
AUGUSTA HEALTH CLINICAL LABORATORY			1	100%	1
SHAH			1	100%	1
MEMORIAL HOSPITAL OF TAMPA			1	100%	1
JACK M MATHENY II MD			1	100%	1
EVANS FAMILY CARE PA			1	100%	1
VIRGINIA UROLOGY		1			1
LIFE CARE CENTER OF HILTON HEAD		1			1
MID-FLORIDA CANCER CENTERS		1			1
CHILDRENS SPECIALIST PEDIATRIC PULMMOLOGY &			1	100%	1
WHEATON FRANCISCAN LABORATORY			1	100%	1
CFCH - FROSTPROOF			1	100%	1
MINUTE CLINIC DIAGNOSTIC PA			1	100%	1
BRUCE S WEST MD			1	100%	1
MEMORIAL HOSPITAL LOS BANOS			1	100%	1
MANATEE MEMORIAL HOSPITAL CLINICAL LABORATORY			1	100%	1
DOCTOR'S IN-HOUSE LAB/COMMUNITY HEALTH CENTERS OF PINELLAS - JOHNNIE R			1	100%	1
JOSEPH SCHENKER MD PC		1			1
FAMILY MEDICINE AT WINTER PARK			1	100%	1
SHANDS JACKSONVILLE CLINICAL CENTER			1	100%	1
INHEALTH LIFE SCIENCES LLC			1	100%	1
ELITE CARE			1	100%	1
BAPTIST HOSPITAL LABORATORY			1	100%	1
TANGLEWOOD MANOR		1			1

COVID-19: testing by laboratory

Data through Dec 16, 2020 verified as of Dec 17, 2020 at 09:25 AM

Data in this report are provisional and subject to change.

The numbers in the table below represent the number of Florida and non-Florida residents for whom test results were received by the Department of Health. A person can be tested by more than one laboratory and can have both positive and negative results. **Therefore, the sum of the numbers in each column will be larger than the total number of people tested.**

Reporting lab	Inconclusive	Negative	Positive	Percent positive	Total
URGENT DOC -NACOGODOCHES CLINIC			1	100%	1
HALIFAX HEALTH PRIMARY CARE			1	100%	1
MERITER LABORATORIES			1	100%	1
MEDEXPRESS URGENT CARE - WICHITA, N MAIZE RD		1			1
SIMMONS			1	100%	1
BAYCARE OUTREACH LAB WH SOUTH			1	100%	1
CRESTAR LABS			1	100%	1
COMPASSION PEDIATRICS			1	100%	1
RIVIERA BEACH HEALTH CENTER LAB			1	100%	1
OMNI HEALTHCARE INC			1	100%	1
DOCTORS HEARING			1	100%	1
RAPID CITY REGIONAL HOSPITAL -579 ATTN. LABORATORY		1			1
DEACONESS URGENT CARE CENTER			1	100%	1
MIAMI CHILDRENS HOSPITAL MIDTOWN OUTPATIENT CENTER			1	100%	1
FIT4LIFE MEDICAL CENTER			1	100%	1
CLINICAL LABORATORY		1			1
PARKLAND HEALTH & HOSPITAL			1	100%	1
NHC Chattanooga			1	100%	1
BAYCARE MEDICAL GROUP INC			1	100%	1
CLARKSVILLE MANOR INC		1			1
LAKE WORTH MANOR		1			1
ASCENSION ST VINCENT'S - WESTSIDE			1	100%	1
DAYTONA BEACH CENTRA CARE			1	100%	1
YOUR KIDS URGENT CARE			1	100%	1
BMC/NASSAU			1	100%	1
BOLLES SCHOOL, THE			1	100%	1
FLORIDA DEPARTMENT OF HEALTH IN LEE COUNTY			1	100%	1
APOPKA FAMILY HEALTH CENTER			1	100%	1
ACCOMPLISHED HOME CARE		1			1
HEALTH CARE SERVICES LC			1	100%	1
SOUTHERN WINDS			1	100%	1
BAPTIST HEALTH LEXINGTON			1	100%	1
CROSS CREEK HEALTH CARE		1			1
HUDSON REGIONAL HOSPITAL			1	100%	1
MID-FLORIDA PATHOLOGY LLC - MOBILE UNIT # 3			1	100%	1
MINUTECLINIC LLC (2335)		1			1
NDX-CORE LAB			1	100%	1
Masonic Medical Research Institute			1	100%	1
Dulles Health and Rehab Center		1			1
PANCARE HEALTH - BAY COUNTY - YOUNGSTOWN		1			1
MINUTE CLINIC DIAGNOSTIC OF MICHIGAN PC		1			1
CFHC - FROSTPROOF			1	100%	1
NAPHCARE INC		1			1
COLONIAL MEDICAL CENTER-EAST ORLANDO			1	100%	1
LRGHEALTHCARE		1			1
MY URGENT CARE CLINIC			1	100%	1
EXCEL URGENT CARE OF NJ			1	100%	1

COVID-19: testing by laboratory

Data through Dec 16, 2020 verified as of Dec 17, 2020 at 09:25 AM

Data in this report are provisional and subject to change.

The numbers in the table below represent the number of Florida and non-Florida residents for whom test results were received by the Department of Health. A person can be tested by more than one laboratory and can have both positive and negative results. **Therefore, the sum of the numbers in each column will be larger than the total number of people tested.**

Reporting lab	Inconclusive	Negative	Positive	Percent positive	Total
PROGRESS PHARMACY INC			1	100%	1
TALLAHASSEE MEMORIAL HEALTHCARE			1	100%	1
ST. LUCIE COUNTY HEALTH DEPARTMENT		1			1
SUMMIT LABORATORY			1	100%	1
BAPTIST HEALTH EXPRESS CARE			1	100%	1
DONALSONVILLE HOSPITAL			1	100%	1
SUNY AT STONY BROOK			1	100%	1
LAKEVIEW REGIONAL HOSPITAL			1	100%	1
BRANDON OUTREACH CLINIC			1	100%	1
PARKWAY REGIONAL MEDICAL CENTER LAB			1	100%	1
BIODORON LABORATORIES			1	100%	1
ALPHA 1 ANTITRYPSIN RESEARCH PROGRAM			1	100%	1
CARSON NURSING AND REHABILITATION CENT		1			1
ANDREWS			1	100%	1
USF PHYSICIANS GROUP			1	100%	1
HOLYOKE MEDICAL CENTER			1	100%	1
MULBERRY'S MOBILE PROVIDER SERVICES LLC			1	100%	1
Accordius Health at Gastonia			1	100%	1
SONNI'S PEDIATRICS			1	100%	1
LAB. CORP. OF AMERICA			1	100%	1
INTEGRATED FAMILY MEDICAL CENTER			1	100%	1
COOPER CLINIC			1	100%	1
CONWAY MEDICAL CENTER			1	100%	1
WESTON COUNTY HEALTH SERVICES			1	100%	1
OCALA FAMILY MEDICAL CENTER		1			1
METHODISM MIDLOTHIAN MEDICAL CENTER			1	100%	1
THYROID SPECIALTY LABORATORY			1	100%	1
ST MARYS MEDICAL CENTER			1	100%	1
SCRIPPS CLINIC MEDICAL			1	100%	1
HERNANDO COUNTY HEALTH DEPT			1	100%	1
EXPRESS LAB LIVINGSTON			1	100%	1
DOCTORS AFTER HOURS URGENT CARE CENTER			1	100%	1
Riverside Nursing & Rehabilitation Center		1			1
VELOCITY URGENT CARE			1	100%	1
PROVIDENCE HOSPITAL			1	100%	1
QUEST DIAGNOSTICS CLINICAL LABORATORIES INC		1			1
WILTON MANORS HEALTH & REHABILITATION CENTER			1	100%	1
Oak Hill Health & Rehabilitation Center			1	100%	1
MINUTE CLINIC DIAG OF IND LLC #8674		1			1
ADVANCE GASTROENTEROLOGY			1	100%	1
THE INTERNAL MEDICAL GROUP		1			1
MEDEXPRESS URGENT CARE-BRENTWOOD		1			1
REGIONAL MEDICAL CENTER BAYONET POINT			1	100%	1
MINUTECLINIC DIAGNOSTIC OF NEW MEXICO LLC #7552		1			1
DOYLESTOWN HOSPITAL			1	100%	1
Iowa Veterans Home		1			1
NEMOURS CHILDRENS PRIMARY CARE CLERMONT			1	100%	1

COVID-19: testing by laboratory

Data through Dec 16, 2020 verified as of Dec 17, 2020 at 09:25 AM

Data in this report are provisional and subject to change.

The numbers in the table below represent the number of Florida and non-Florida residents for whom test results were received by the Department of Health. A person can be tested by more than one laboratory and can have both positive and negative results. **Therefore, the sum of the numbers in each column will be larger than the total number of people tested.**

Reporting lab	Inconclusive	Negative	Positive	Percent positive	Total
Heritage of Red Cloud		1			1
BENEVA LAKES ASSISTED LIVING CENTER			1	100%	1
MEDICAL ASSOCIATES OF CARTER		1			1
RENFREW CENTERS INC		1			1
ADVENTHEALTH SENIOR CARE AT ORMOND			1	100%	1
MAYO CLINIC OUTPATIENT DIALYSIS CENTER			1	100%	1
WEST DADE PEDIATRICS			1	100%	1
KETTERING MEDICAL CENTER			1	100%	1
AVERA SACRED HEART HOSPITAL			1	100%	1
CARENOW URGENT CARE-WEST END		1			1
MDS PHARMA SERVICES		1			1
PHYSICIANS URGENT CARE			1	100%	1
CLEVELAND HEARTLAB			1	100%	1
OAK HAVEN REHAB AND NURSING CENTER			1	100%	1
MED TECH SERVICES OF PALM BEACH INC		1			1
Orchid Cove at Naples			1	100%	1
MEMORIAL HERMANN HOSPITAL			1	100%	1
MEDAC AT PORTERS NECK			1	100%	1
OCHSNER MEDICAL CENTER			1	100%	1
ONslow COUNTY HEALTH DEPARTMENT			1	100%	1
COLLINS NURSING HOME		1			1
HARDIN MEMORIAL HOSPITAL - HEARTLAND PATHOLOGY CONSULTANTS			1	100%	1
PHYSICIAN ASSOCIATES, LLC			1	100%	1
NEW YORK CITY DEPARTMENT OF HEALTH			1	100%	1
SPORTS MEDICINE CLINIC - U OF WYOMING			1	100%	1
LAB TEST KENDALL LLC		1			1
MEMORIAL HOSPITAL WEST			1	100%	1
THE MEDICAL CENTER AT BOWLING GREEN			1	100%	1
BROOME COUNTY HEALTH DEPARTMENT		1			1
Miller Health Care Center			1	100%	1
GALVESTON COUNTY HEALTH DISTRICT			1	100%	1
UNIVERSITY OF IOWA HOSPITALS & CLINICS			1	100%	1
ROCKLEDGE HEALTH & REHABILITATION CENTER			1	100%	1
SERENADES BY SONATA		1			1
Arlington Care Center			1	100%	1
LABRADOR PRIMARY CARE CENTER			1	100%	1
PRIMEX CLINICAL LABORATORIES INC			1	100%	1
BLOOMINGDALE PEDIATRIC ASSOCIATES PA			1	100%	1
SMA BEHAVIORAL HEALTH SERVICES INC		1			1
PEACHEALTH LABORATORIES		1			1
ManorCare Rehabilitation Center- Decatur		1			1
MID-FLORIDA PATHOLOGY LLC		1			1
MEDEXPRESS URGENT CARE-PETERS TWP		1			1
BAYFRONT HEAL WOUND CARE AND HYPERBARIC CENTER			1	100%	1
Ash Flat Healthcare and Rehabilitation Center			1	100%	1
FLAGLER PROFESSIONAL HEALTH CARE SERVICES INC		1			1
MERCY - NORTH IOWA			1	100%	1

COVID-19: testing by laboratory

Data through Dec 16, 2020 verified as of Dec 17, 2020 at 09:25 AM

Data in this report are provisional and subject to change.

The numbers in the table below represent the number of Florida and non-Florida residents for whom test results were received by the Department of Health. A person can be tested by more than one laboratory and can have both positive and negative results. **Therefore, the sum of the numbers in each column will be larger than the total number of people tested.**

Reporting lab	Inconclusive	Negative	Positive	Percent positive	Total
MEDERI CARETENDERS VS OF SE FL LLC DBA			1	100%	1
Eddy Memorial Geriatric Center		1			1
MINUTECLINIC DIAGNOSTIC OF TN, PC 6438		1			1
LAKEWOOD RANCH MEDICAL CENTER CLINICAL LAB			1	100%	1
ALLEGHENY GENERAL HOSPITAL			1	100%	1
ADVANCE HEALTH AND WELLNESS SOLUTIONS			1	100%	1
PUBLIX PHARMACY #0332		1			1
SISTERS MISSION			1	100%	1
GAMMA HEALTHCARE, INC		1			1
NABI		1			1
CVS MINUTE CLINIC DIAGNOSTIC OF TN #6044		1			1
SILVERMAN			1	100%	1
GRAND VILLA OF ENGLEWOOD			1	100%	1
ST FRANCIS MEDICAL CENTER			1	100%	1
SIGNATURE CARE MIDLAND			1	100%	1
Avante at Orlando		1			1
FRESENIUS KIDNEY CARE FORT WALTON BEACH			1	100%	1
GADSDEN FAMILY PRACTICE		1			1
SOUTH DADE NURSING & REHABILITATION CENTER			1	100%	1
PROVIDENCE PORTLAND MEDICAL CENTER		1			1
AVON PARK CLUSTER		1			1
ELEMENTS PHARMACY			1	100%	1
SENIOR LIVING IV SUN CITY LLC		1			1
UCH LAB			1	100%	1
CLINCLOUD, LLC			1	100%	1
GOOD SAMARITAN HOSPITAL			1	100%	1
CAREWELL 203			1	100%	1
TMH PHYSICIAN PARTNERS QUINCY			1	100%	1
MEDEXPRESS URGENT CARE - LEOMINSTER		1			1
INDIANA STATE DEPARTMENT OF HEALTH CLINIC MICROBIOLOGY		1			1
BEST MEDICAL CENTER		1			1
STAMFORD HOSPITAL			1	100%	1
DAVITA DIALYSIS-NORTH			1	100%	1
ENCOMPASS HEALTH HOME HEALTH		1			1
Cerenity Senior Care-White Bear Lake		1			1
CHIPOLA QUICK CARE			1	100%	1
MRMC LAB MICRO			1	100%	1
SOUTH FLORIDA PEDIATRIC PARTNERS			1	100%	1
KEY WEST BRANCH MEDICAL CLINIC			1	100%	1
SYNEOS HEALTH			1	100%	1
HEALTH GUAGE			1	100%	1
BRISTOL REGINAL MEDICAL CENTER			1	100%	1
US LABORATORIES			1	100%	1
PULSE MEDICAL GROUP INC			1	100%	1
LABORATORY COPRORATION OF AMERICA			1	100%	1
ADULT MEDICINE OF LAKE COUNTY INC			1	100%	1
MINUTECLINIC DIAGNOSTIC OF NORTH CAROLINA PC #5341		1			1

COVID-19: testing by laboratory

Data through Dec 16, 2020 verified as of Dec 17, 2020 at 09:25 AM

Data in this report are provisional and subject to change.

The numbers in the table below represent the number of Florida and non-Florida residents for whom test results were received by the Department of Health. A person can be tested by more than one laboratory and can have both positive and negative results. **Therefore, the sum of the numbers in each column will be larger than the total number of people tested.**

Reporting lab	Inconclusive	Negative	Positive	Percent positive	Total
JOHN KNOX MANOR INC II			1	100%	1
NORTH CAROLINA STATE LABORATORY OF PUBLIC HEALTH, SPECTRUM LAB NETWORK			1	100%	1
Avera Sr. James Care Center		1			1
GEORGE WASHINGTON UNIVERSITY HOSPITAL			1	100%	1
FAMILY MEDICAL CENTERS			1	100%	1
MEDSTAR HEALTH URGENT CARE			1	100%	1
Imperial Healthcare Centre			1	100%	1
Alden North Shore			1	100%	1
FLORIDA HOSPITAL TRANSPLANT CENTER		1			1
UMHC HOLLYWOOD LABORATORY			1	100%	1
Senatobia Healthcare & Rehab		1			1
BERKSHIRE MEDICAL CENTER			1	100%	1
ATRIA TAMARAC			1	100%	1
ST MARY'S OF SAGINAW		1			1
VIVIAN SIMMONS FAMILY PRACTICE			1	100%	1
CELEBRATION FAMILY PHYSICIANS LLC			1	100%	1
MINUTECLINIC DIAGNOSTIC OF TN PC #6415		1			1
UMASS MEMORIAL MEDICAL CENTER, INC		1			1
SMITH KLINE			1	100%	1
VITAS HEALTH INC			1	100%	1
GENESEE COUNTY HEALTH DEPARTMENT		1			1
GSM OCED Subsection			1	100%	1
Waters of Covington		1			1
BREVARD FAMILY WALK IN CLINIC			1	100%	1
ARIZONA STATE LABORATORY			1	100%	1
CVS MINUTE CLINIC #5836		1			1
JACKSONVILLE STATEFL			1	100%	1
MINUTECLINIC LLC #5157			1	100%	1
MOBILE RESPONSE DIAGNOSTICS LLC		1			1
MEDEXPRESS-DOVER		1			1
Buena Vista Care Center		1			1
MEMORIAL HEALTH UNIVERSITY MEDICAL CENTER			1	100%	1
CARTERSVILLE MEDICAL CENTER			1	100%	1
BAPTIST HEALTH MEDICAL PLAZA			1	100%	1
FLORIDA HEART AND VASCULAR MULTISPECIALTY GROUP PA			1	100%	1
NEW YORK STATE DEPTARTMENT OF HEALTH			1	100%	1
CONSOLIDATED			1	100%	1
Lanier Rehab			1	100%	1
MAINE HEALTH AND ENVIRONMENTAL TESTING LABORATORY			1	100%	1
OVIEDO CHILDRENS HEALTH CENTER LLC		1			1
BAHIA OAKS LODGE		1			1
SANTA CLARA VALLEY MEDICAL CENTER			1	100%	1
Kroger - KR001100688			1	100%	1
TITUSVILLE TOWERS ASSISTED LIVING		1			1
MINUTECLINIC DIAGNOSTIC MED GRP OF CA		1			1
COMMUNITY PHYSICIANS OF NORTH PORT PA			1	100%	1
ST. PETERSBURG PEDIATRICS- 38TH AVENUE			1	100%	1

COVID-19: testing by laboratory

Data through Dec 16, 2020 verified as of Dec 17, 2020 at 09:25 AM

Data in this report are provisional and subject to change.

The numbers in the table below represent the number of Florida and non-Florida residents for whom test results were received by the Department of Health. A person can be tested by more than one laboratory and can have both positive and negative results. **Therefore, the sum of the numbers in each column will be larger than the total number of people tested.**

Reporting lab	Inconclusive	Negative	Positive	Percent positive	Total
SIGNATURE CARE COLLEGE STATION			1	100%	1
BLACK STALLION WALK IN AND EXERCISE CLINICS LLC		1			1
EAST TENNESSEE STATE UNIVERSITY		1			1
SAINT ALPHONSUS REGIONAL MEDICAL CENTER			1	100%	1
WARD MEMORIAL HOSPITAL		1			1
MEMORIAL HERMANN SOUTHWEST HOSPITAL			1	100%	1
OMNICARE PHARMACY OF TEXAS 1, LP		1			1
ADVANCED LABORATORY SERVICES			1	100%	1
MEDEXPRESS URGENT CARE - LINCOLN N 26T		1			1
ARLINGTON ADULT RESIDENTIAL FACILITY, INC			1	100%	1
HEALTH FIRST MEDICAL GROUP LLC			1	100%	1
Good Samaritan Society - Albion		1			1
TALLAHASSEE PRIMARY CARE ASSOCIATES PA			1	100%	1
CHRISTUS SPOHN HOSPITAL			1	100%	1
MOUNT SINAI MEDICAL CENTER OF FLORIDA, INC			1	100%	1
2504-HOMEWOOD		1			1
Princeton Place			1	100%	1
ST PETE DIRECT PRIMARY CARE		1			1
INTEGRATED GENETICS SEQUENOM		1			1
EASTERN FLORIDA STATE COLLEGE – PALM BAY CAMPUS□			1	100%	1
NORTH SHORE HEMATOLOGY-ONCOLOGY ASSOCIATES PC		1			1
LABCORP TAMPA		1			1
SUSAN F. WILLIAMS M.D., P.A.			1	100%	1
AMERICAN LAB LLC		1			1
GRACE HEALTHCARE OF LAKE WALES		1			1
MONROE COUNTY DEPT OF PUBLIC HEALTH ST		1			1
MC DIAGNOSTIC OF CONNECTICUT, PC # 257		1			1
FAIRVIEW SOUTHDALE			1	100%	1
MADISON AT OVIEDO			1	100%	1
CYPRESS VILLAGE REHAB CENTER		1			1
MEDICAL ASSOCIATES OF BREVARD LLC		1			1
WINSHIPS PHARMACY INC		1			1
GRAND VILLA OF DELAND			1	100%	1
SOUTH BEND MEDICAL FOUNDATION			1	100%	1
Kindred Hospital South Florida Hollywood SNU			1	100%	1
REEVES COUNTY HOSPITAL DISTRICT			1	100%	1
CVS HEALTH, #2043		1			1
Strasburg Care Center		1			1
CARESPOT EXPRESS HEALTHCARE BOYNTON BEACH			1	100%	1
LAKE CONWAY URGENT CARE LLC		1			1
BARRINGTON TERRACE NAPLES			1	100%	1
CARE CENTERS OF NASSAU, LLC - HENDRICKS RD		1			1
BL DIAGNOSTICS LLC			1	100%	1
Signature Healthcare of Georgetown		1			1
PARK AVENUE PEDIATRICS PC		1			1
BOND COUNTY HEALTH DEPARTMENT			1	100%	1
ACCESS HEALTH CARE PHYSICIANS			1	100%	1

COVID-19: testing by laboratory

Data through Dec 16, 2020 verified as of Dec 17, 2020 at 09:25 AM

Data in this report are provisional and subject to change.

The numbers in the table below represent the number of Florida and non-Florida residents for whom test results were received by the Department of Health. A person can be tested by more than one laboratory and can have both positive and negative results. **Therefore, the sum of the numbers in each column will be larger than the total number of people tested.**

Reporting lab	Inconclusive	Negative	Positive	Percent positive	Total
HARRIS URGENT CARE CENTER			1	100%	1
BOULDER COMMUNITY HOSPITAL			1	100%	1
PREMIER URGENT CARE CENTER LLC			1	100%	1
CARESOUTH HHA HOLDINGS OF THE TREASURE COAST LLC			1	100%	1
The Pines at Poughkeepsie Center for Nursing and Rehabilitation		1			1
DERMDX, DIV OF AURORA DIAGNOSTICS/BERNHARDT LAB		1			1
DAUGHTERS OF SARAH NURSING CENTER		1			1
WALKONCLINIC			1	100%	1
CLERMONT PEDIATRICS, PA			1	100%	1
Monument Health Strugis Care Center		1			1
UNIVERSITY OF BALTIMORE WASHINGTON MEDICAL CENTER			1	100%	1
NORTH RIVER FAMILY HEALTH CENTER			1	100%	1
ER NEAR ME HULEN		1			1
ROYAL OAK MEDICAL CENTER LLC DBA CHARACTER FAMILY			1	100%	1
JOSHUA E CHESIR MD		1			1
HAVASU REGIONAL MEDICAL CENTER			1	100%	1
BIOMAT USA			1	100%	1
Integrity Healthcare of Carbondale			1	100%	1
EAST FL CORE LAB			1	100%	1
ST. LUKE'S HOSPITAL			1	100%	1
TMH CANCER CENTER LABORATORY			1	100%	1
MEDEXPRESS URGENT CARE - ROSS TOWNSHIP		1			1
HUNEYCUTT FAMILY PRACTICE			1	100%	1
JACKSON MADISON CO. GEN. HOSPITAL			1	100%	1
UNITED HEALTHCARE			1	100%	1
Rio Grande City Nursing and Rehab Center			1	100%	1
ADVENTHEALTH IMAGING LAKE NONA			1	100%	1
ALLIANCE LABORATORY SERVICES			1	100%	1
DISCOVERY AT HOME, LLC			1	100%	1
LAKE BALDWIN			1	100%	1
SURGERY CENTER, THE			1	100%	1
PELICAN STATE OUTPATIENT CENTER			1	100%	1
MOORE CLINICAL RESEARCH INC			1	100%	1
Sanford Health & Rehabilitation			1	100%	1
CARESPOT - LEE VISTA			1	100%	1
SOUTHWOOD NURSING & RETIREMENT CENTER		1			1
CANDLER HOSPITAL			1	100%	1
GIFFORD MEMORIAL HOSPITAL		1			1
PARRISH MEDICAL GROUP			1	100%	1
LIFEGUARD AMBULANCE SERVICE LLC - BAY COUNTY			1	100%	1
COVID TESTING LLC			1	100%	1
PROMPT CARE OF CENTRAL FLORIDA LLC			1	100%	1
CVS MINUTE CLINIC DIAGNOSTIC PA #3060		1			1
Mountain View Manor			1	100%	1
WHITE-WILSON MEDICAL CENTER - FORT WALTON BEACH			1	100%	1
FHCP ASC - ORANGE CITY			1	100%	1
Arch Plaza Nursing and Rehabilitation Center			1	100%	1

COVID-19: testing by laboratory

Data through Dec 16, 2020 verified as of Dec 17, 2020 at 09:25 AM

Data in this report are provisional and subject to change.

The numbers in the table below represent the number of Florida and non-Florida residents for whom test results were received by the Department of Health. A person can be tested by more than one laboratory and can have both positive and negative results. **Therefore, the sum of the numbers in each column will be larger than the total number of people tested.**

Reporting lab	Inconclusive	Negative	Positive	Percent positive	Total
MINUTECLINIC 7196		1			1
EDWARD HOSPITAL			1	100%	1
COASTAL SKIN SURGERY AND DERMATOLOGY PL		1			1
NEWTON MEMORIAL HOSPITAL		1			1
SOUTH LAKE FAMILY HEALTH CENTER			1	100%	1
BAPTIST HOSPITAL OF MIAMI MCI BROWARD LABORATORY			1	100%	1
THOMAS HOSPITAL			1	100%	1
OLEAN GENERAL HOSPITAL		1			1
CORDOVA FAMILY PRACTICE			1	100%	1
HOLMES COUNTY HEALTH DEPARTMENT			1	100%	1
MEDEXPRESS URGENT CARE - LAWRENCE		1			1
BIOMAT ORLANDO		1			1
PHYSICIANS PRIMARY CARE LEHIGH PEDS			1	100%	1
HORIZON MEDICAL CENTER			1	100%	1
EXCEPTIONAL EMERGENCY CENTER			1	100%	1
COLONIAL VILLA GOOD SAMARITAN CENTER		1			1
EASTSIDE MEDICAL CLINIC		1			1
Carington Park			1	100%	1
Memorial Health Care Center			1	100%	1
SANITAS RESEARCH LLC			1	100%	1
MONMOUTH MEDICALC ENTER		1			1
MEDEXPRESS URGENT CARE - BATTLE CREEK		1			1
GOSHEN HOSPITAL			1	100%	1
MEDEXPRESS URGENT CARE - BECKLEY CROSS		1			1
EDGAR PRICE FAMILY & CHILDREN HEALTHCARE CENTER			1	100%	1
ST. MARY MEDICAL CENTER		1			1
COVENANT HEALTH		1			1
PALM SPRINGS GENERAL HOSPITAL			1	100%	1
EAST RIDGE RETIREMENT VILLAGE INC		1			1
CLEVELAND CLINIC OHIO LABORATORIES			1	100%	1
El Paso Health Care Center			1	100%	1
CHOTA COMMUNITY HEALTH SERVICES		1			1
LIFE CARE CENTER OF GWINNETT		1			1
CAREHERE LLC			1	100%	1
BROOKS -TLC HOSPITAL SYSTEM			1	100%	1
PUTNAM CO HOSPITAL-D/B/A ASBURY TOWERS		1			1
GRAND VILLA OF DUNEDIN			1	100%	1
PORT ORANGE NURSING & REHAB			1	100%	1
OPTIMAL MEDICINE INC		1			1
WELLOW URGENT CARE-OSWEGO			1	100%	1
ULTIMATE ANALYSIS LABORATORY			1	100%	1
SMITH NORTHVIEW HOSPITAL LAB			1	100%	1
ACCESS MEDICAL GROUP OF TAMPA INC			1	100%	1
UNIVERSITY OF NORTH CAROLINA HOSPITALS			1	100%	1
VISTA DEL SOL MED ASSOC		1			1
Bivins Pointe			1	100%	1
HOLLAND COMMUNITY HOSPITAL		1			1

COVID-19: testing by laboratory

Data through Dec 16, 2020 verified as of Dec 17, 2020 at 09:25 AM

Data in this report are provisional and subject to change.

The numbers in the table below represent the number of Florida and non-Florida residents for whom test results were received by the Department of Health. A person can be tested by more than one laboratory and can have both positive and negative results. **Therefore, the sum of the numbers in each column will be larger than the total number of people tested.**

Reporting lab	Inconclusive	Negative	Positive	Percent positive	Total
ST. VINCENT HOSPITAL			1	100%	1
SACRED HEART HEALTH SYSTEM- MIDWIFE PROGRAM			1	100%	1
FLORIDA HOSPITAL LAB			1	100%	1
NEW YORK PRESBYTERIAN HOSPITAL			1	100%	1
Florida Baptist Retirement Center		1			1
MEDEXPRESS URGENT CARE-CLOQUET		1			1
TENNESSEE VALLEY HCS			1	100%	1
KEY WEST HMA PHYSICIAN MANAGEMENT, LLC			1	100%	1
NEVADA DEPARTMENT OF HEALTH AND HUMAN SERVICES			1	100%	1
SOUTHWEST FLORIDA DIVISION LAB			1	100%	1
CHIEFLAND MEDICAL CENTER			1	100%	1
LIFESPAN HEALTH - SELMER		1			1
CLINICAL TRIALS OF TAMPA LLC		1			1
MINUTECLINIC, LLC		1			1
FLORIDA EPIDEMIOLOGY PROGRAM			1	100%	1
LIFELINK OF FLORIDA			1	100%	1
Autumn Care of Suffolk		1			1
Shoreline Care Center			1	100%	1
Mill Valley Care Center		1			1
Chestnut Ridge Nursing & Rehab		1			1
LAKESIDE MEDICAL CENTER		1			1
ST.ELIZABETH HEALTH CENTER	1				1
GUIDEWELL EMERGENCY MEDICINE DOCTORS LLC			1	100%	1
URGENT CARE COASTAL GA			1	100%	1
ALLIED PEDIATRICS & FAMILY MEDICINE			1	100%	1
NORTHSIDE HOSPITAL DULUTH			1	100%	1
TITUS REGIONAL MEDICAL CENTER			1	100%	1
REFERENCE LABORATORY			1	100%	1
ESOTERIC LAB			1	100%	1
LEHIGH PULMONARY ASSOCIATES			1	100%	1
FAYETTE MEDICAL CENTER LAB		1			1
DEPARTMENT OF HEALTH AND HUMAN SERVICES			1	100%	1
LAWRENCE GENERAL HOSPITAL			1	100%	1
ICARE		1			1
MOUNT SINAI MEDICAL CENTER AVENTURA ER			1	100%	1
DASCENA LAB			1	100%	1
AFFILIATED LABORATORIES INC			1	100%	1
MIDDLE TENN MENTAL HEALTH INSTITUTE		1			1
MEDEXPRESS URGENT CARE - STAUNTON		1			1
HABANA HEALTH CARE CENTER			1	100%	1
SHELBYVILLE HOSPITAL COMPANY		1			1
JUPITER PEDIATRIC ASSOCIATES, PA			1	100%	1
VALLEY MEDICAL LABORATORY			1	100%	1
LISTENING DOCTOR PLLC, THE			1	100%	1
TIMPANOGOS REGIONAL HOSPITAL			1	100%	1
UPSON REGIONAL MEDICAL CENTER			1	100%	1
LOPEZ		1			1

COVID-19: testing by laboratory

Data through Dec 16, 2020 verified as of Dec 17, 2020 at 09:25 AM

Data in this report are provisional and subject to change.

The numbers in the table below represent the number of Florida and non-Florida residents for whom test results were received by the Department of Health. A person can be tested by more than one laboratory and can have both positive and negative results. **Therefore, the sum of the numbers in each column will be larger than the total number of people tested.**

Reporting lab	Inconclusive	Negative	Positive	Percent positive	Total
HYDE PARK MEDICAL CENTER		1			1
VANAJA SUREDDI MD PA			1	100%	1
MEDEXPRESS URGENT CARE - BECKLEY		1			1
Birmingham Nursing & Rehab Center		1			1
PHYSICIANS REGIONAL MEDICAL CTR - COLLIER BLVD			1	100%	1
SOUTH FLORIDA BAPTIST HOSPITAL			1	100%	1
BOONE DRUG & HEALTHCARE AT DEERFIELD			1	100%	1
STANDIFER PLACE		1			1
CARESPOT - OCOEE			1	100%	1
COVID RAPID LABS			1	100%	1
YOUR HEALTH PEDIATRICS			1	100%	1
TERRELL URGENT CARE			1	100%	1
Tremont Health & Rehabilitation Center		1			1
CARE STATION MEDICAL GROUP		1			1
NORTH FLORIDA CHILD DEVELOPMENT, INC			1	100%	1
MID FLORIDA COMMUNITY SERVICES			1	100%	1
SPRINGBROOK HOSPITAL			1	100%	1
FORT LOUDOUN PRIMARY CARE		1			1
HELIX BIOMEDICS LLC			1	100%	1
Remarkable Healthcare Dallas			1	100%	1
CORNERSTONE OF RECOVERY INC		1			1
GENEXPERT			1	100%	1
BAPTIST HOSPITAL EAST			1	100%	1
NORTH PINELLAS CHILDRENS MEDICAL CENTER INC			1	100%	1
MARINA DEL REY HOSPITAL LAB			1	100%	1
FIVE STAR PREMIER RESIDENCES OF POMPANO BEACH			1	100%	1
POMPANO BEACH ARTIFICIAL KIDNEY CENTER			1	100%	1
LOGAN COUNTY HOSPITAL			1	100%	1
FRESENIUS MEDICAL CARE			1	100%	1
RHODE ISLAND DEPARTMENT OF HEALTH			1	100%	1
GENESIS HEALTH SYSTEM			1	100%	1
MEDICAL LIFE-INC GUIDEWELL EMERGENCY MEDICINE			1	100%	1
ROSECASTLE OF JACKSONVILLE LLC			1	100%	1
DIVERSICARE OF BIG SPRINGS		1			1
INDIAN RIVER CLINICAL LABORATORY, INC.		1			1
NFRC CLINICAL LAB			1	100%	1
MEDICAL ARTS LABORATORY			1	100%	1
RCP OF MEMORIAL WEST			1	100%	1
WEST VIRGINIA UNIVERSITY HOSPITALS			1	100%	1
VILLAGES HEALTH SYSTEM, LLC, THE			1	100%	1
SPARTANBURG REGIONAL MEDICAL CENTER			1	100%	1
CLINIC OF PEDIATRICS & GI MEDICINE INC			1	100%	1
OCCUPATIONAL HEALTH CENTER		1			1
FLORIDA FAMILY LABORATORY		1			1
The Evangelical Lutheran Good Samaritan Society Prescott Village		1			1
PRECISION CLINICAL RESEARCH			1	100%	1
BAPTIST EMERGENCY HOSPITAL KELLY			1	100%	1

COVID-19: testing by laboratory

Data through Dec 16, 2020 verified as of Dec 17, 2020 at 09:25 AM

Data in this report are provisional and subject to change.

The numbers in the table below represent the number of Florida and non-Florida residents for whom test results were received by the Department of Health. A person can be tested by more than one laboratory and can have both positive and negative results. **Therefore, the sum of the numbers in each column will be larger than the total number of people tested.**

Reporting lab	Inconclusive	Negative	Positive	Percent positive	Total
MINUTECLINIC DIAGNOSTIC OF VIRGINIA		1			1
MEDEXPRESS URGENT CARE PORT HURON		1			1
TENNOVA HEALTHCARE - CLEVELAND			1	100%	1
INTERNATIONAL MEDICAL LABORATORY INC		1			1
441 URGENT CARE-MULBERRY			1	100%	1
SOUTHEAST MISSOURI HOSPITAL		1			1
LIFELINK TISSUE BANK D/B/A LIFELINK TISSUE BANK		1			1
Thermopolis Rehabilitation Wellness		1			1
Life Care Center of Estero			1	100%	1
UHEALTH CORAL SPRINGS			1	100%	1
ST JOHNS EPISCOPAL HOSPITAL SOUTH SHORE		1			1
DEL PRADO MEDICAL CENTER, INC		1			1
PUBLIX PHARMACY #1114			1	100%	1
EASYCARE WALK-IN CLINIC			1	100%	1
WATERBURY HOSPITAL REFERENCE LAB			1	100%	1
PEDIATRIC ASSOCIATES - DORAL			1	100%	1
OCALA RKC EAST HEMO #1			1	100%	1
STARLING AT NOCATEE			1	100%	1
ROCKWALL URGENT CARE			1	100%	1
PREMIER FAMILY AND SPORTS MEDICINE LLC			1	100%	1
ADVANCED MEDICAL RESEARCH CENTER LLC			1	100%	1
Longwood Community Living Center		1			1
WINCHESTER MEDICAL CENTER			1	100%	1
Heritage Health of Peru			1	100%	1
FAMILY PRACTICE OF DAVIE INC			1	100%	1
PM PEDIATRICS PC			1	100%	1
SPINE & PAIN CONSULTANT PLLC		1			1
CLAYMED OF NORTH FLORIDA			1	100%	1
PRIMACARE MEDICAL LAKEWOOD			1	100%	1
LP ELIZABETHTON		1			1
UPMC NORTHWEST HOSPITAL			1	100%	1
WATERS EDGE ELEMENTARY SCHOOL			1	100%	1
LABORATORIO MEDICO CENTRAL CONDOMINO MD			1	100%	1
HIGHLAND PARK LAKEWOOD PRESTON HOLLOW			1	100%	1
PEDIATRIC ASSOCIATES - MIAMI LAKES		1			1
OMAHA VA MEDICAL CENTER			1	100%	1
ORCHID TERRACE		1			1
SPRINGHILL SENIOR RESIDENCE		1			1
Long Beach Care Center			1	100%	1
TEXAS HEALTH ARLINGTON MEMORIAL		1			1
GEORGETOWN URGENT CARE			1	100%	1
ADVANCED URGENT CARE OF MARATHON			1	100%	1
OCEAN MEDICAL CENTER		1			1
BRIDGE DIAGNOSTICS			1	100%	1
MINUTE CLINIC OF KANSAS PA			1	100%	1
HELGEMO & LIQU PEDIATRICS			1	100%	1
Sears Coastal Nursing and Rehab		1			1

COVID-19: testing by laboratory

Data through Dec 16, 2020 verified as of Dec 17, 2020 at 09:25 AM

Data in this report are provisional and subject to change.

The numbers in the table below represent the number of Florida and non-Florida residents for whom test results were received by the Department of Health. A person can be tested by more than one laboratory and can have both positive and negative results. **Therefore, the sum of the numbers in each column will be larger than the total number of people tested.**

Reporting lab	Inconclusive	Negative	Positive	Percent positive	Total
PALM BEACH DIABETES AND ENDOCRINE SPECIALISTS, PA			1	100%	1
BAYOU URGENT CARE			1	100%	1
Medicalodges Neosho			1	100%	1
PINNACLE DIALYSIS		1			1
FLORIDA SCHOOL FOR THE DEAF AND THE BLIND			1	100%	1
MEDICAL PAVILION CLINIC			1	100%	1
UHS BINGHAMTON GENERAL			1	100%	1
CITRONELLE HEALTH AND REHABILITATION CENTER		1			1
BEAUMONT HOSPITAL			1	100%	1
PALM WEST INTERNIST PA			1	100%	1
STEWART MEDICAL GROUP INC			1	100%	1
MEMORIAL HOSPITAL - BELLEVILLE			1	100%	1
ADVENTHEALTH PHYSICIAN GROUP – APPLEWOOD			1	100%	1
LITTLE FALLS HOSPITAL LABORATORY		1			1
SOUTHWEST ORLANDO FAMILY MEDICINE, PL			1	100%	1
SOUTHERN BREEZE HEALTHCARE			1	100%	1
MEMORIAL HEALTHCARE SYSTEM			1	100%	1
APS-SUMMIT CARE PHARMACY, LLC DBA OMNICARE		1			1
FALKVILLE HEALTHCARE		1			1
SUN CLINICAL LABORATORIES			1	100%	1
Regency Square			1	100%	1
JAX FAMILY CARE		1			1
NORDX			1	100%	1
LIBERTY HEALTH CENTER			1	100%	1
SAINT BARNABAS MEDICAL CENTER		1			1
SCIENCE CARE			1	100%	1
TAMPA GENERAL MEDICAL GROUP LABORATORY HEALTHPARK			1	100%	1
FAITH FAMILY PRACTICE			1	100%	1
CHRISTIANA HOSPITAL		1			1
CQUENTIA NGS, LLC			1	100%	1
MOSAIC MEDICAL CENTER MARYVILLE			1	100%	1
USCG SECTOR ST PETE		1			1
MEDEXPRESS URGENT CARE - BRIDGEVILLE		1			1
BUENA VIDA ESTATES			1	100%	1
BAYCARE LABORATORIES			1	100%	1
MEDEXPRESS URGENT CARE - SPRINGDALE, S 40TH STREET		1			1
DEPARTMENT OF HEALTH AND ENVIRONMENTAL CONTROL			1	100%	1
ADVENT HEALTH - OWASA			1	100%	1
NEW MILFORD HOSPITAL			1	100%	1
DEPT OF VA MEDICAL CENTER - MIAMI			1	100%	1
Vi at Aventura		1			1
MEDERI CARETENDERS			1	100%	1
Portsmouth Health and Rehab			1	100%	1
LAREDO EMERGENCY ROOM			1	100%	1
PALOMAR MEDICAL CENTER			1	100%	1
AMD			1	100%	1
HEALTHCARE ASSOCIATES OF IRVING, LLP			1	100%	1

COVID-19: testing by laboratory

Data through Dec 16, 2020 verified as of Dec 17, 2020 at 09:25 AM

Data in this report are provisional and subject to change.

The numbers in the table below represent the number of Florida and non-Florida residents for whom test results were received by the Department of Health. A person can be tested by more than one laboratory and can have both positive and negative results. **Therefore, the sum of the numbers in each column will be larger than the total number of people tested.**

Reporting lab	Inconclusive	Negative	Positive	Percent positive	Total
LADY OF THE SEA HOSPITAL LAB			1	100%	1
OHIOHEALTH URGENT CARE			1	100%	1
Conway Lakes Health and Rehabilitation Center		1			1
Signature Healthcare of Savannah		1			1
VIVEX/UMTB BIOMEDICAL			1	100%	1
HEALTH PLUS SUNRISE MEDICAL OFFICE			1	100%	1
Cortland Acres Association		1			1
RIDGEFIELD PEDIATRIC ASSOCIATES		1			1
TAMPA INTERNATIONAL AIRPORT			1	100%	1
The Palms Nursing and Rehabilitation		1			1
EH FARGO HOSPITAL LABORATORY			1	100%	1
MAINE CENTER FOR DISEASE CONTROL AND PREVENTION			1	100%	1
MINUTECLINIC, LLC, DBA MINUTECLINIC #6		1			1
BROOKSVILLE REGIONAL HOSPITAL			1	100%	1
Garden Isle Healthcare and Rehabilitation Center		1			1
HEART HOSPITAL OF LAFAYETTE: EMERGENCY ROOM			1	100%	1
CORPORATION OF AMERICA		1			1
WARE EXPRESS CARE			1	100%	1
NEMOURS CHILDREN'S PRIMARY CARE, ST CLOUD			1	100%	1
TUSCAN ISLE CHAMPIONSGATE OP CO LLC		1			1
REGIONAL MEDICAL LABORATORY			1	100%	1
DOCTORS HOSPITAL OF LAREDO			1	100%	1
ST PETERSBURG PEDIATRICS			1	100%	1
RIVERSIDE COUNTY PUBLIC HEALTH LABORATORY			1	100%	1
AZALEALAND NURSING HOME		1			1
HOWELL BRANCH COURT			1	100%	1
DAVENPORT PEDIATRICS CLERMONT PA		1			1
Manassas Health & Rehab			1	100%	1
PARK AVENUE DERMATOLOGY NORTH			1	100%	1
HEARTLAND REGIONAL MEDICAL CENTER		1			1
MEDEXPRESS URGENT CARE-SELINGSGROVE		1			1
HOME AIDE SVC OF EASTERN NY INC D/B/A		1			1
URGENT CARE OF ERWIN		1			1
POUDRE VALLEY HOSPITAL			1	100%	1
ADVENTHEALTH MEDICAL GROUP FAMILY MEDICINE AT RDV		1			1
INTERNAL MEDICINE GROUP OF CENTRAL FLORIDA			1	100%	1
QUALITY LAB			1	100%	1
BEAUMONT REFERENCE LABORATORY			1	100%	1
ADVANCED MEDICAL LABORATORIES (AML)			1	100%	1
PROGENESIS INC			1	100%	1
BAPTIST HEALTH SURGERY CENTER			1	100%	1
ORMOND MEDICAL ARTS FAMILY PRACTICE PL			1	100%	1
MEDEXPRESS URGENT CARE - JEANNETTE		1			1
GWINNETT MEDICAL CENTER			1	100%	1
ADVENTHEALTH MEDICAL GROUP FAMILY AND INTERNAL			1	100%	1
BAYCARE MEDICAL GROUP, INC		1			1
WALGREENS #5130			1	100%	1

COVID-19: testing by laboratory

Data through Dec 16, 2020 verified as of Dec 17, 2020 at 09:25 AM

Data in this report are provisional and subject to change.

The numbers in the table below represent the number of Florida and non-Florida residents for whom test results were received by the Department of Health. A person can be tested by more than one laboratory and can have both positive and negative results. **Therefore, the sum of the numbers in each column will be larger than the total number of people tested.**

Reporting lab	Inconclusive	Negative	Positive	Percent positive	Total
Washington County Nursing H0me			1	100%	1
MEDEXPRESS URGENT CARE- FORT WORTH N T		1			1
ST JOSEPHS HOSPITAL SOUTH HOSPITAL			1	100%	1
MEDEXPRESS - WILMINGTON KIRKWOOD HIGHWAY		1			1
ARDEN COURTS OF SEMINOLE			1	100%	1
UNIVERSITY URGENT CARE			1	100%	1
PALMA CEIA MED GROUP-SWANN		1			1
SUMMERFIELD PAIN MANAGEMENT			1	100%	1
MINNESOTA DEPARTMENT OF HEALTH LABORATORY			1	100%	1
MEDEXPRESS URGENT CARE NORWIN		1			1
CARENOW URGENT CARE – SPRING			1	100%	1
HIBISCUS COURT			1	100%	1
IZ MEDICAL		1			1
STONECREST MEDICAL CENTER		1			1
TULANE MEDICAL CENTER			1	100%	1
BRANDON REGIONAL EMERGENCY CTR			1	100%	1
METROHEALTH SYSTEM			1	100%	1
PASCO COUNTY HEALTH DEPARTMENT			1	100%	1
Vibrallife of El Paso Rehabilitation Center			1	100%	1
BRIGHAM AND WOMEN'S HOSPITAL			1	100%	1
HARRINGTON PARK HEALTH AND REHAB		1			1
ORLANDO CLINICAL RESEARCH CENTER		1			1
PROGRESSIVE MEDICAL LAB LLC			1	100%	1
CVA MINUTE CLINIC DIAGNOSTIC OF VIRGINIA, LLC		1			1
NCHMD, INC SOUTHEAST IMMEDIATE CARE			1	100%	1
MINIUTECLINIC DIAG OF IND, LLC #6553		1			1
LUMICO LIFE INSURANCE COMPANY		1			1
ORLANDO FAMILY PHYSICIANS			1	100%	1
OCALA REGIONAL KIDNEY CENTER EAST			1	100%	1
LEHIGH REGIONAL WOUND CENTER			1	100%	1
MEA PRIMARY CARE PLUS BYRAM			1	100%	1
WAKULLA COUNTY HEALTH DEPARTMENT		1			1
ALL CARE URGENT CARE			1	100%	1
Villa Maria			1	100%	1
PATHOLOGYT & LAB MEDICINE SERVICES			1	100%	1
BLOOD SYSTEMS LABORATORIES			1	100%	1
DSI LABORATORIES-NAPLES-7TH			1	100%	1
SOUTHERN SPRINGS HEALTH CARE		1			1
FLORIDA MEDICAL ASSOCIATES LLC			1	100%	1
TRAVIS LEE THOMPSON MD			1	100%	1
LABONE		1			1
SANTA ROSA PEDIATRICS			1	100%	1
EXPEDIAN URGENT CARE			1	100%	1
WESTOX LABS		1			1
PALM COAST DRAW STATION/AMERICAN HEALTH ASSOCIATES		1			1
ADVANCE MD CARE			1	100%	1
NORTH MIAMI BEACH SURGICAL CENTER			1	100%	1

COVID-19: testing by laboratory

Data through Dec 16, 2020 verified as of Dec 17, 2020 at 09:25 AM

Data in this report are provisional and subject to change.

The numbers in the table below represent the number of Florida and non-Florida residents for whom test results were received by the Department of Health. A person can be tested by more than one laboratory and can have both positive and negative results. **Therefore, the sum of the numbers in each column will be larger than the total number of people tested.**

Reporting lab	Inconclusive	Negative	Positive	Percent positive	Total
MEMORIAL HEALTH SYSTEM		1			1
EAST COAST INSTITUTE FOR RESEARCH LLC			1	100%	1
Lab MSMC Hialeah			1	100%	1
JOHN D. ARCHBOLD MEMORIAL HOSPITAL			1	100%	1
Niles Nursing and Rehab. Center		1			1
ALTA BATES SUMMIT MEDICAL CENTER CLINICAL LAB			1	100%	1
WILMINGTON NURSING AND REHAB			1	100%	1
FLORIDA DEPARTMENT OF HEALTH SEMINOLE COUNTY		1			1
HIGHLANDS URGENT CARE			1	100%	1
HEALTHCARE FOR THE HOMELESS			1	100%	1
HEALGEN SCIENTIFIC			1	100%	1
GUIDEWELL EMERGENCY MEDICINE DOCTORS LLC #33			1	100%	1
STANLY REGIONAL MEDICAL CENTER			1	100%	1
GOSHEN MEDICAL CENTER			1	100%	1
ROYAL PALM MEDICAL GROUP, INC		1			1
Parkview Care Center			1	100%	1
MINUTECLINIC, LLC #4230			1	100%	1
COSTCO PHARMACY #1023			1	100%	1
MEDEXPRESS URGENT CARE - LOGAN		1			1
LAKELAND MEDICAL CENTER			1	100%	1
MINUTECLINIC DIAG OF IND LLC #1138		1			1
CACERES SPECIALIZED GYNECOLOGY		1			1
Elm Crest Senior Living Community		1			1
FLORIDA STATE UNIVERSITY HEALTH SERVICES			1	100%	1
RIVERSIDE METHODIST HOSPITAL LAB			1	100%	1
Alden Lincoln Park			1	100%	1
INFECTION CONTROL DEPT			1	100%	1
OXY-GENLAB			1	100%	1
GREATER TAMPA AT HOME			1	100%	1
MEDICAL CLINIC OF HOUSTON			1	100%	1
Glen Oaks Health and REhabilitation		1			1
SACRED HEART MEDICAL CENTER			1	100%	1
CVS MINUTE CLINIC DIAGNOSTIC MED GRP OF CAL		1			1
WALGREENS #15291		1			1
Grand Villa of Deerfield Beach			1	100%	1
MT CARMEL PHARMACY INC		1			1
BOSTON MEDICAL CENTER			1	100%	1
WELLMED AT FORT PIERCE		1			1
MED CHOICE CENTER OF NORTH MIAMI			1	100%	1
METRO HEALTH HOSPITAL LABORATORY		1			1
SV MOBILE HEALTH			1	100%	1
MEDEXPRESS URGENT CARE - ANDERSON		1			1
CALIFORNIA PUBLIC HEALTH LABORATORY			1	100%	1
WALGREENS #10308		1			1
Broomall Manor		1			1
ST. LUKES HOSPITAL			1	100%	1
ONPOINT URGENT CARE			1	100%	1

COVID-19: testing by laboratory

Data through Dec 16, 2020 verified as of Dec 17, 2020 at 09:25 AM

Data in this report are provisional and subject to change.

The numbers in the table below represent the number of Florida and non-Florida residents for whom test results were received by the Department of Health. A person can be tested by more than one laboratory and can have both positive and negative results. **Therefore, the sum of the numbers in each column will be larger than the total number of people tested.**

Reporting lab	Inconclusive	Negative	Positive	Percent positive	Total
MIDWAY SPECIALTY CARE CENTER INC		1			1
ARNOLD PALMER HOSPITAL LAB POCT		1			1
CENTRAL FLORIDA HOSPITALIST			1	100%	1
TWIN			1	100%	1
SPECIALTY DRUG TESTING			1	100%	1
STUART SURGERY CENTER, LLC			1	100%	1
COMMUNICABLE DISEASE CONTROL/PUBLIC HEALTH EMERGENCY PREPAREDNESS			1	100%	1
BELLE GLADES HEALTH CLINIC			1	100%	1
NORTH BROWARD MEDICAL CENTER			1	100%	1
LEE MEMORIAL HOSPITAL BLOOD GAS LAB			1	100%	1
MERITUS MEDICAL CENTER			1	100%	1
MEDCARE QUALITY MEDICAL CENTER LLC			1	100%	1
BROOKS REHAB			1	100%	1
HIGH DESERT COURT GROUP HOME			1	100%	1
Kroger - KR070300083			1	100%	1
UMASS MEMORIAL/MARLBORO HOSPITAL			1	100%	1
LEELANAU OPCO, LLC		1			1
HAWKEYE CARE CENTER DUBUQUE		1			1
Greystone Health Care Center		1			1
INTERMOUNTAIN MEDICAL CENTER			1	100%	1
NEMOURS CHILDREN'S PRIMARY CARE			1	100%	1
FRESENIUS SOUTH FORT MYERS		1			1
DORAL KIDNEY CENTER			1	100%	1
XSTREMEMD			1	100%	1
BASCOM PALMER-MICRO LAB			1	100%	1
VA OPTOMETRY CLINIC			1	100%	1
Metairie Healthcare Center			1	100%	1
MEDEXPRESS URGENT CARE-MT PLEASANT			1	100%	1
LOUISIANA STATE LAB			1	100%	1
MINUTECLINIC DIAGNOSTIC OF KANSAS, PA		1			1
PANCARE HEALTH - HOSFORD SCHOOL			1	100%	1
CENTRAL TX URGENT CARE			1	100%	1
Douglas County Health Center		1			1
NORTH SHORE HEMATOLOGY-ONCOLOGY ASSOCIATES		1			1
POPLAR HEALTHCARE			1	100%	1
FLORIDA DEPARTMENT OF HEALTH IN ESCAMBIA COUNTY		1			1
MISSOURI DEPARTMENT OF HEALTH AND SENIOR SERVICES - STATE PH LAB		1			1
WillowBrooke Court at Westminster Village		1			1
HAYS CLINICAL LAB			1	100%	1
NORTHERN KENTUCKY HEALTH DEPARTMENT			1	100%	1
THE HEART HOSPITAL BAYLOR PLANO			1	100%	1
Peninsula Nursing and Rehabilitation Center		1			1
LEE MEMORIAL HOSPITAL OUTPATIENT SURGERY CENTER			1	100%	1
WINTER GARDEN CHILDREN'S HEALTH CENTERS			1	100%	1
NASSAU COUNTY HEALTH DEPARTMENT-FERNANDINA BEACH C		1			1
MEDTOWN PHARMACY			1	100%	1
MARION COUNTY HEALTH DEPARTMENT			1	100%	1

COVID-19: testing by laboratory

Data through Dec 16, 2020 verified as of Dec 17, 2020 at 09:25 AM

Data in this report are provisional and subject to change.

The numbers in the table below represent the number of Florida and non-Florida residents for whom test results were received by the Department of Health. A person can be tested by more than one laboratory and can have both positive and negative results. **Therefore, the sum of the numbers in each column will be larger than the total number of people tested.**

Reporting lab	Inconclusive	Negative	Positive	Percent positive	Total
BORINQUEN HEALTH CENTER			1	100%	1
ST JOHNS PEDIATRICS PA		1			1
DUKE UNIVERSITY POINT OF CARE TESTING PROGRAM			1	100%	1
MEDEXPRESS URGENT CARE - NORTH LITTLE		1			1
ROAN MOUNTAIN MEDICAL CENTER			1	100%	1
FULGENT GENETICS HOUSTON		1			1
THE CHILDREN'S HOSPITAL OF PHILADELPHIA		1			1
COMMUNITY			1	100%	1
HALEYVILLE HEALTH CARE CENTER		1			1
MEDEXPRESS URGENT CARE - SOUTH PARKERSBURG		1			1
PALM BEACH COUNTY HEALTH DEPT.			1	100%	1
BEAUFORT MEMORIAL			1	100%	1
OAKWOOD HOSPITAL - SOUTHSORE			1	100%	1
FLEMING ISLAND CENTER FOR CLINICAL RESEARCH		1			1
NORTH SHORE HEMATOLOGY-ONCOLOGY ASSOCI		1			1
SOUTHWEST REGIONAL PCR LABORATORY			1	100%	1
Oakwood - North Baldwins Center for Living		1			1
Maple Lane Nursing Home		1			1
Chateau Girardeau			1	100%	1
DESERT HOSPITAL/CPHU CLINICAL LABORATORY			1	100%	1
WIREGRASS MEDICAL CENTER			1	100%	1
LAKEVIEW HEALTH CARE SYSTEM LLC			1	100%	1
HENRICO DOCTOR'S LABORATORY			1	100%	1
LAKELAND REGIONAL HEALTH PABLO			1	100%	1
SAINT JOSEPH'S HOSPITAL AND MEDICAL CENTER		1			1
TMH PHYSICIAN PARTNERS			1	100%	1
Seal Rock Healthcare		1			1
NORWALK HOSPITAL			1	100%	1
ST VINCENTS AMBULATORY CARE INC			1	100%	1
SHARON REGIONAL MEDICAL CENTER			1	100%	1
LSU MEDICAL CENTER			1	100%	1
CLEARWATER PAIN MANAGEMENT ASSOCIATES			1	100%	1
ORDRS, INC.			1	100%	1
DIGNITY HEALING LLC			1	100%	1
IVAN, MAYA			1	100%	1
MEDEXPRESS URGENT CARE - LITTLE ROCK		1			1
RHODE ISLAND DEPARTMENT OF HEALTH LABORATORIES			1	100%	1
LAKE COMMUNITY ACTION AGENCY		1			1
TEVAPHARM			1	100%	1
MINUTECLINIC DIAGNOSTIC OF MICHIGAN, P		1			1
FREEPORT ER DOX URGENT CARE		1			1
LEXINGTON PLACE			1	100%	1
KIDSVILLE PEDIATRICS IV PA		1			1
KEY TRAINING CENTER			1	100%	1
DOCTORS EXPRESS OF ST PETERSBURG			1	100%	1
NONA MEDICAL ARTS		1			1
PINELLAS CHD - CLEARWATER			1	100%	1

COVID-19: testing by laboratory

Data through Dec 16, 2020 verified as of Dec 17, 2020 at 09:25 AM

Data in this report are provisional and subject to change.

The numbers in the table below represent the number of Florida and non-Florida residents for whom test results were received by the Department of Health. A person can be tested by more than one laboratory and can have both positive and negative results. **Therefore, the sum of the numbers in each column will be larger than the total number of people tested.**

Reporting lab	Inconclusive	Negative	Positive	Percent positive	Total
CVS HEALTH, #1994		1			1
TREASURE COAST PRIMARY CARE		1			1
PORTSMOUTH REG. HOSPITAL			1	100%	1
WELLINGTON REGIONAL MEDICAL CENTER			1	100%	1
SHANNON CLARK OD, PA			1	100%	1
JOHNSON & JOHNSON VISION CARE-VISTAKON			1	100%	1
West Bay of Tampa Center			1	100%	1
FLORIDA CLINICAL RESEARCH CENTER, LLC			1	100%	1
STEPHENS COUNTY HOSPITAL			1	100%	1
MORGAN STANELY HEALTH CENTER		1			1
LIFELINK TRANSPLANT INSTITUTE LAB			1	100%	1
POETS WALK SARASOTA			1	100%	1
CHI ST. LUKE'S HEALTH BCM MEDICAL CENTER			1	100%	1
ATHENS LIMESTONE HOSPITAL		1			1
BLUFFTON HEALTH CENTER			1	100%	1
PROVIDENCE ST PETER HOSPITAL		1			1
BRONSON METHODIST HOSPITAL			1	100%	1
TAMPA URGENT CARE			1	100%	1
ORLANDO HEALTH PHYSICIAN GROUP			1	100%	1
LAKE LURE HEALTH CENTER			1	100%	1
GRAND VILLA OF PINELLAS PARK			1	100%	1
ST CLOUD COMPOUNDING PHARMACY & WELLNESS CENTER		1			1
DIAGNOSTIC & MEDICAL SPECIALISTS OF GREENWICH		1			1
MEDICAL ASSOCIATES OF PINELLAS - LAB			1	100%	1
GATEWAY LABORATORIES		1			1
KANSAS CITY VA MEDICAL CENTER			1	100%	1
SWEDISH COVENANT HOSPITAL			1	100%	1
ARDEN COURTS OF LELY PALMS			1	100%	1
Kroger - KRO03500568			1	100%	1
MD NOW URGENT CARE			1	100%	1
VAULT MEDICAL SERVICES			1	100%	1
ROSEMONT GARDENS INC		1			1
ORMC-ARDEN/EOI			1	100%	1
RAMBAM URGENT CARE			1	100%	1
NIBHA MEDIRATTA MD PL			1	100%	1
ADVENTHEALTH HOSPICE CARE CENTRAL FLORIDA		1			1
DEPARTMENT OF HEALTH/ NEW YORK			1	100%	1
FLAGLER COUNTY BOARD OF COUNTY COMMISSIONERS			1	100%	1
NEW ERA HEALTH CENTER INC		1			1
GREENTREE MEDICAL CENTER			1	100%	1
CVS HEALTH, #5962		1			1
NHC HealthCare St. Charles		1			1
ADVENT HEALTH MEDICAL GROUP- FAMILY MEDICINE AT DR. PHILIPS			1	100%	1
VIRTUA WEST JERSEY HOSPITAL		1			1
MEDEXPRESS URGENT CARE - WESTFIELD, E MAIN ST			1	100%	1
URGENT CARE OF FORT LAUDERDALE INC			1	100%	1
PALMS OF FT MYERS,THE			1	100%	1

COVID-19: testing by laboratory

Data through Dec 16, 2020 verified as of Dec 17, 2020 at 09:25 AM

Data in this report are provisional and subject to change.

The numbers in the table below represent the number of Florida and non-Florida residents for whom test results were received by the Department of Health. A person can be tested by more than one laboratory and can have both positive and negative results. **Therefore, the sum of the numbers in each column will be larger than the total number of people tested.**

Reporting lab	Inconclusive	Negative	Positive	Percent positive	Total
PRACTITIONERS IN MOTION			1	100%	1
ELLIS HOSPITAL URGENT CARE CENTER LAB		1			1
FLORIDA DIGESTIVE AND LIVER SPECIALISTS			1	100%	1
CONSULATE HEALTH CARE OF VERO BEACH			1	100%	1
Rehab Select of Talladega		1			1
LITTLE COMPANY OF MARY HOSPITAL			1	100%	1
LABORATORIO BUENA SALUD			1	100%	1
CLIFTON-FINE HOSPITAL LABORATORY		1			1
Brio of Johnston		1			1
HEALTHPARK MEDICAL CTR NURSING SVC		1			1
CAROLINAS HEALTHCARE SYSTEM LAB			1	100%	1
COBLESKILL REGIONAL HOSPITAL		1			1
JS HEALTHCARE			1	100%	1
BAYCARE OUTREACH LAB			1	100%	1
PARTNERS IN PRIMARY CARE		1			1
ENZO LABS INC			1	100%	1
MEDEXPRESS URGENT CARE - HOLLINS		1			1
SAN JOSE CLINIC		1			1
GOLDING-GRANADO MEDICAL ASSOCIATES		1			1
ATHENA PLASTIC SURGERY		1			1
BUFFALO VAMC			1	100%	1
FLORHAM PARK ENDOSCOPY CENTER		1			1
MINUTECLINIC DIAGNOSTIC MEDICAL GROUP		1			1
MEDEXPRESS URGENT CARE - WEXFORD		1			1
Bolingreen Health and Rehabilitation		1			1
MINUTE CLINIC DIAGNOSTICS OF IN, LLC #6252		1			1
WATERTOWN URGENT CARE		1			1
UNIV OF NORTH ALABAMA HEALTH CENTER		1			1
CELEBRATION PRIMARY CARE ASSOCIATES LLC		1			1
HAMILTON CHD		1			1
SOUTH FLORIDA URGENT CARE CENTERS, LLC			1	100%	1
PRIMECARE AT PORT ORANGE			1	100%	1
DECATUR MORGAN HOSPITAL - DECATUR GENE		1			1
STATE OF FLORIDA			1	100%	1
TENNOVA ER - SANGO			1	100%	1
JMC TALLAHASSEE, LLC			1	100%	1
CATHEDRAL GERONTOLOGY CENTER DBA CATHEDRAL CARES			1	100%	1
OSF ST JOSEPH MEDICAL CENTER			1	100%	1
CAROMONT HEALTH			1	100%	1
QC LABORATORY			1	100%	1
NORTHEAST TEXAS DIALYSIS		1			1
Lutheran Community at Telford		1			1
HEALTH ALLIANCE			1	100%	1
MEDONE URGENT CARE			1	100%	1
HAWAII DEPARTMENT OF HEALTH LAB			1	100%	1
CROSS POINTE CARE CENTER		1			1
ABBAY MANOR RETIREMENT RESIDENCE INC		1			1

COVID-19: testing by laboratory

Data through Dec 16, 2020 verified as of Dec 17, 2020 at 09:25 AM

Data in this report are provisional and subject to change.

The numbers in the table below represent the number of Florida and non-Florida residents for whom test results were received by the Department of Health. A person can be tested by more than one laboratory and can have both positive and negative results. **Therefore, the sum of the numbers in each column will be larger than the total number of people tested.**

Reporting lab	Inconclusive	Negative	Positive	Percent positive	Total
MADISON FACILITY INC			1	100%	1
WINCHESTER HOSPITAL			1	100%	1
COMPASSION PEDIATRIC URGENT CARE LLC			1	100%	1
MINUTE CLINIC DIAGNOSTIC OF NORTH CAROLINA		1			1
LAS PALMAS MEDICAL CENTER			1	100%	1
CYPRESS CREEK MEDICAL CENTER			1	100%	1
ST CATHERINE HOSPITAL LABORATORY			1	100%	1
SUPERKIDS PEDIATRICS			1	100%	1
CVS MINUTE CLINIC DIAGNOSTIC OF NEW JERSEY		1			1
ASSOCIATED MD			1	100%	1
Chateau Living Center			1	100%	1
PRIMARY CARE GROUP LLC		1			1
MEDEXPRESS URGENT CARE - ELM GROVE		1			1
SPECTRUM LABORATORY			1	100%	1
OAKMONT WEST- GREENVILLE SC		1			1
Village Crest Center for Health & Rehabilitation		1			1
VILLAGES REHABILITATION AND NURSING CENTER		1			1
Garden View Care Center at Dougherty Ferry		1			1
MED TECH CLINICAL LABORATORY		1			1
PENINSULA REGIONAL MED CTR LAB			1	100%	1
VETERANS AFFAIRS MEDICAL CENTER - EAST ORANGE			1	100%	1
WINDSOR MANOR			1	100%	1
Total	56,929	11,150,780	1,492,914	12%	12,700,623