

# COVID-19: summary of cases and monitoring

Data through Dec 15, 2020 verified as of Dec 16, 2020 at 09:25 AM

Data in this report are provisional and subject to change.

Cases: people with positive PCR or antigen test result		Cases: people with positive PCR or antigen test result	
Total cases		Risk factors for Florida residents	
Florida residents	1,136,024	Traveled	10,257
Non-Florida residents	19,311	Contact with a known case	435,663
Type of testing		Traveled and contact with a known case	12,824
Florida residents	1,136,024	Neither	677,280
Positive by BPHL/CDC	43,238	No travel and no contact	142,755
Positive by commercial/hospital lab	1,092,786	Travel is unknown	377,874
PCR positive	1,005,010	Contact is unknown	269,553
Antigen positive	131,014	Contact is pending	228,724
Non-Florida residents	19,311	Travel can be unknown and contact can be unknown or pending for the same case, these numbers will sum to more than the "neither" total.	
Positive by BPHL/CDC	553		
Positive by commercial/hospital lab	18,758		
PCR positive	15,305		
Antigen positive	4,006		
Characteristics			
Florida residents hospitalized	58,969		
Florida resident deaths	20,204		
Non-Florida resident deaths	286		
Hospitalized counts include anyone who was hospitalized at some point during their illness. It does not reflect the number of people currently hospitalized.			
More information on deaths identified through death certificate data is available on the National Center for Health Statistics website at <a href="http://www.cdc.gov/nchs/nvss/vsrr/COVID19/index.htm">www.cdc.gov/nchs/nvss/vsrr/COVID19/index.htm</a> .			

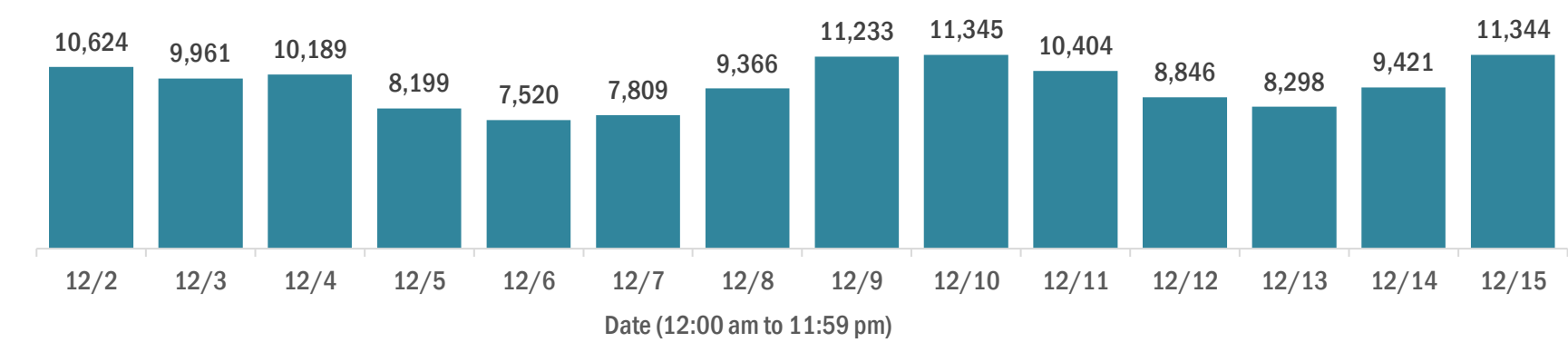
# COVID-19: summary of laboratory testing

Data through Dec 15, 2020 verified as of Dec 16, 2020 at 09:25 AM

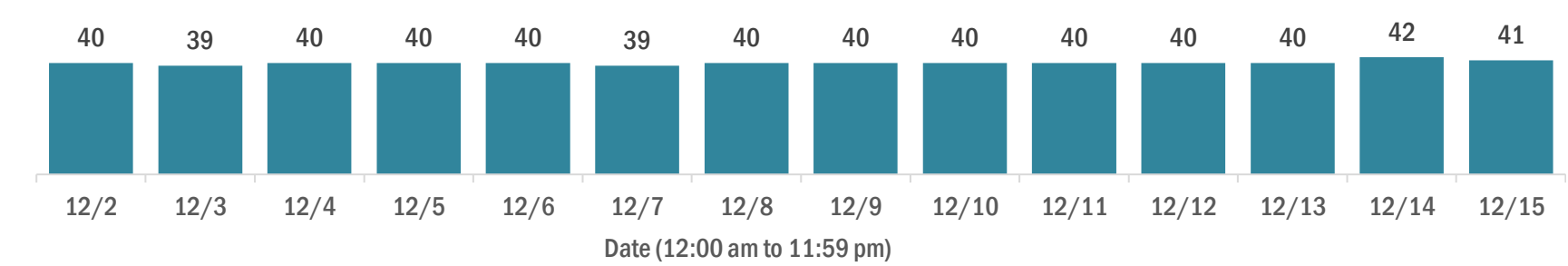
Data in this report are provisional and subject to change.

## Cases in Florida residents per day for the past 2 weeks

### Number of cases per day



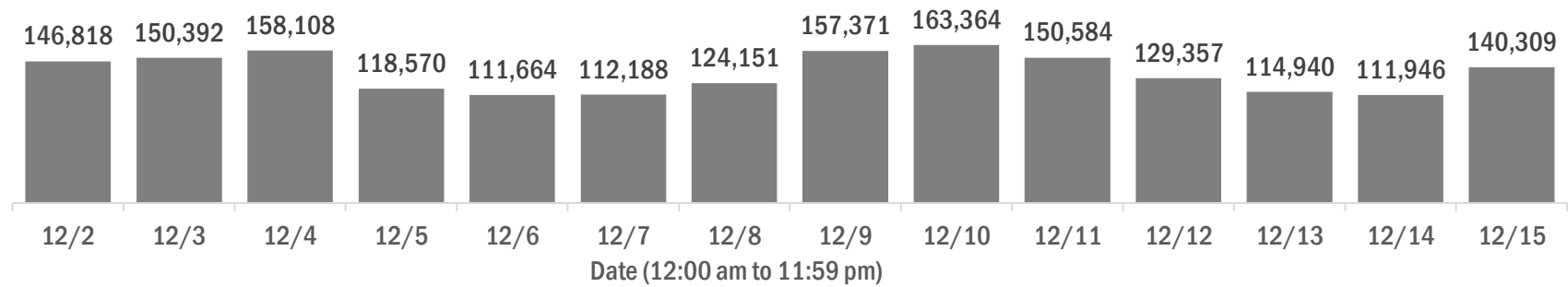
### Median age of cases by day



## Laboratory testing for Florida residents over the past 2 weeks

### Number of Florida residents tested per day

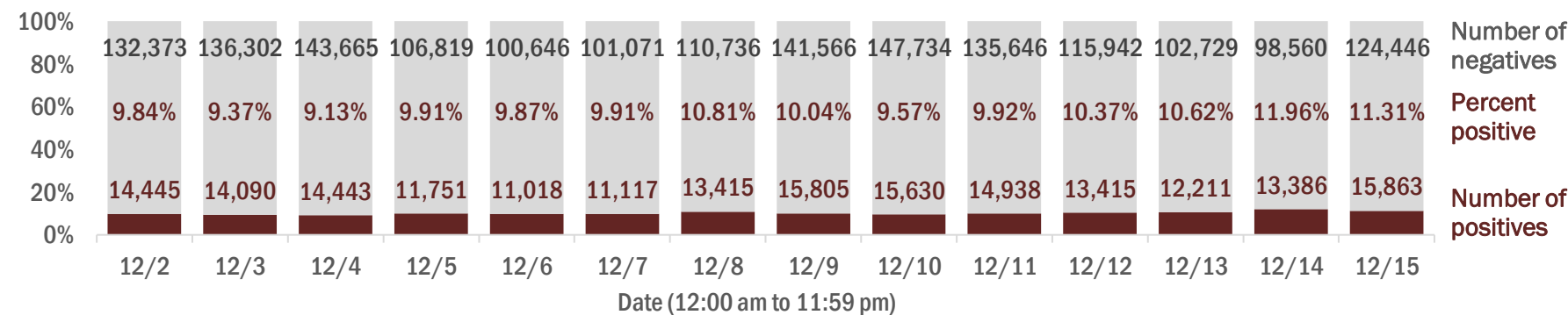
These counts include the number of people for whom the Department received PCR or antigen laboratory results by day. People tested on multiple days will be included for each day a new result was received. A person is only counted once for each day they are tested, regardless of whether multiple specimens are tested or multiple results are received.



### Number and percent of Florida residents with positive test results

The percent of positive results ranged from 9.13% to 11.96% over the past 2 weeks and was 11.31% yesterday.

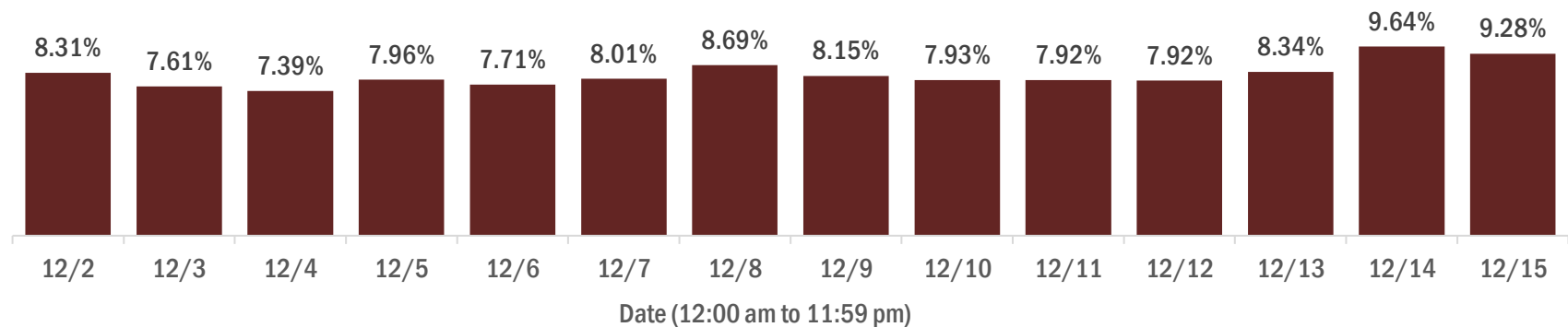
These counts include the number of people for whom the Department received PCR or antigen laboratory results by day. People tested on multiple days will be included for each day a new result was received. A person is only counted once for each day they are tested, regardless of whether multiple specimens are tested or multiple results are received. If a person has a positive specimen and a negative specimen in the same day, only the positive result is counted.



### Percent positivity for new cases in Florida residents

The percent of positive results ranged from 7.39% to 9.64% over the past 2 weeks and was 9.28% yesterday.

This percent is the number of people who test PCR- or antigen-positive for the first time divided by all the people tested that day, excluding people who have previously tested positive.



# COVID-19: characteristics of 1,136,024 Florida resident cases

Data through Dec 15, 2020 verified as of Dec 16, 2020 at 09:25 AM

Data in this report are provisional and subject to change.

Age group	Cases		Hospitalizations		Deaths	
0-4 years	20,104	2%	397	1%	0	0%
5-14 years	57,945	5%	358	1%	5	0%
15-24 years	181,268	16%	1,567	3%	33	0%
25-34 years	206,015	18%	3,187	5%	117	1%
35-44 years	178,327	16%	4,787	8%	335	2%
45-54 years	174,961	15%	7,195	12%	792	4%
55-64 years	147,971	13%	10,277	17%	2,224	11%
65-74 years	91,078	8%	11,907	20%	4,298	21%
75-84 years	51,043	4%	11,451	19%	6,012	30%
85+ years	26,215	2%	7,838	13%	6,388	32%
Unknown	1,097	0%	5	0%	0	0%
Total	1,136,024		58,969		20,204	

Gender	Cases	
Female	586,885	52%
Male	541,812	48%
Unknown	7,327	1%
Total	1,136,024	

Ethnicity	Cases		Hospitalizations		Deaths	
Hispanic	354,147	31%	15,962	27%	4,946	24%
Non-Hispanic	518,734	46%	39,912	68%	13,830	68%
Unknown	263,143	23%	3,095	5%	1,428	7%
Total	1,136,024		58,969		20,204	

Race and ethnicity	Cases		Hospitalizations		Deaths	
White	591,194	52%	37,225	63%	14,343	71%
Hispanic	234,622	21%	11,212	19%	3,930	19%
Non-Hispanic	316,466	28%	24,785	42%	9,731	48%
Unknown	40,106	4%	1,228	2%	682	3%
Black	154,527	14%	12,927	22%	3,597	18%
Hispanic	8,399	1%	541	1%	136	1%
Non-Hispanic	133,787	12%	12,092	21%	3,323	16%
Unknown	12,341	1%	294	0%	138	1%
Other race	157,728	14%	6,959	12%	1,602	8%
Hispanic	81,448	7%	3,814	6%	747	4%
Non-Hispanic	54,298	5%	2,833	5%	715	4%
Unknown	21,982	2%	312	1%	140	1%
Unknown race	232,575	20%	1,858	3%	662	3%
Hispanic	29,678	3%	395	1%	133	1%
Non-Hispanic	14,183	1%	202	0%	61	0%
Unknown	188,714	17%	1,261	2%	468	2%
Total	1,136,024		58,969		20,204	

**Hospitalization** counts include anyone who was hospitalized at some point during their illness. It does not reflect the number of people currently hospitalized. **Other race** includes any person with a race of American Indian/Alaskan native, Asian, native Hawaiian/Pacific Islander, or other.

# COVID-19: deaths in Florida residents and staff of long-term care facilities

Data through Dec 15, 2020 verified as of Dec 16, 2020 at 09:25 AM

Data in this report are provisional and subject to change.

For current cases in residents or staff of long-term care facilities, please visit: <https://floridahealthcovid19.gov/>

County	Deaths		County	Deaths		County	Deaths	
Dade	884	<div></div> 11%	Okaloosa	104	<div></div> 1%	Gadsden	12	<div></div> 0%
Palm Beach	790	<div></div> 10%	Osceola	102	<div></div> 1%	Washington	12	<div></div> 0%
Pinellas	646	<div></div> 8%	Charlotte	96	<div></div> 1%	Gilchrist	11	<div></div> 0%
Broward	494	<div></div> 6%	Citrus	95	<div></div> 1%	Baker	9	<div></div> 0%
Hillsborough	433	<div></div> 6%	Indian River	76	<div></div> 1%	Calhoun	9	<div></div> 0%
Polk	353	<div></div> 5%	Clay	75	<div></div> 1%	Jefferson	8	<div></div> 0%
Lee	283	<div></div> 4%	Jackson	72	<div></div> 1%	Lafayette	8	<div></div> 0%
Brevard	278	<div></div> 4%	Leon	60	<div></div> 1%	Gulf	7	<div></div> 0%
Duval	267	<div></div> 3%	Suwannee	55	<div></div> 1%	Desoto	5	<div></div> 0%
Sarasota	259	<div></div> 3%	St. Johns	52	<div></div> 1%	Levy	4	<div></div> 0%
Orange	240	<div></div> 3%	Highlands	49	<div></div> 1%	Bradford	3	<div></div> 0%
Volusia	191	<div></div> 2%	Bay	44	<div></div> 1%	Flagler	3	<div></div> 0%
St. Lucie	187	<div></div> 2%	Alachua	37	<div></div> 0%	Holmes	3	<div></div> 0%
Marion	180	<div></div> 2%	Columbia	36	<div></div> 0%	Monroe	3	<div></div> 0%
Seminole	180	<div></div> 2%	Sumter	31	<div></div> 0%	Taylor	3	<div></div> 0%
Escambia	155	<div></div> 2%	Nassau	28	<div></div> 0%	Hardee	2	<div></div> 0%
Manatee	151	<div></div> 2%	Santa Rosa	24	<div></div> 0%	Dixie	1	<div></div> 0%
Collier	136	<div></div> 2%	Hendry	20	<div></div> 0%	Liberty	1	<div></div> 0%
Pasco	126	<div></div> 2%	Putnam	20	<div></div> 0%			
Martin	117	<div></div> 2%	Madison	18	<div></div> 0%			
Hernando	113	<div></div> 1%	Walton	17	<div></div> 0%			
Lake	106	<div></div> 1%	Okeechobee	16	<div></div> 0%			
						Total	7,800	

**Note:** cases are summarized by the county of usual residence. Residents and staff may be cases associated with facilities that are not in their county of usual residence, resulting in cases being included below for counties that do not have facilities with known cases.

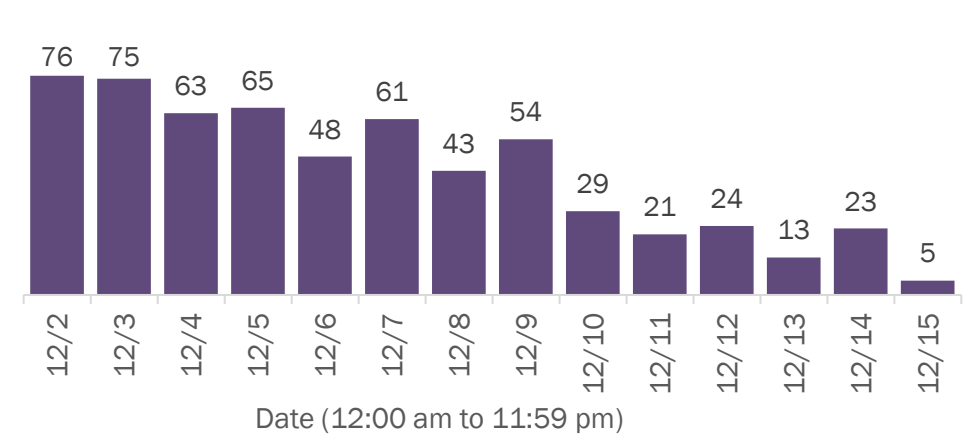
# COVID-19: cases in Florida residents who have died

Data through Dec 15, 2020 verified as of Dec 16, 2020 at 09:25 AM

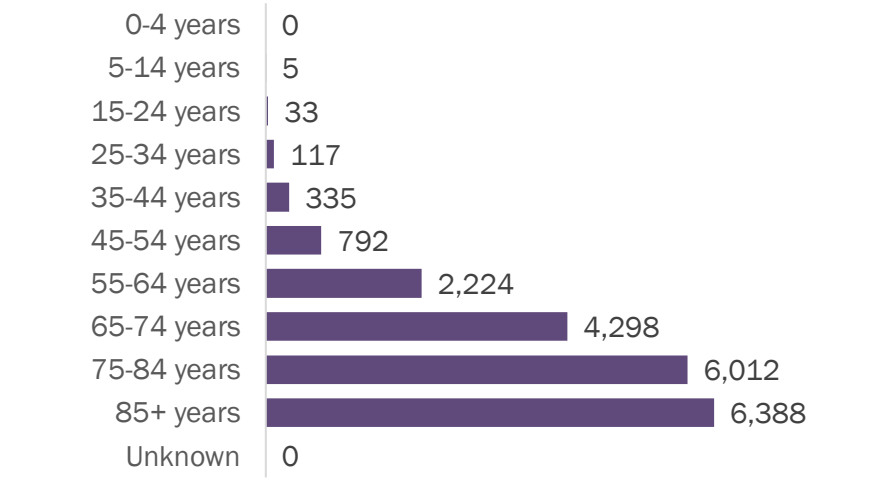
Data in this report are provisional and subject to change.

Demographics for all identified COVID-19 deaths: 20,204

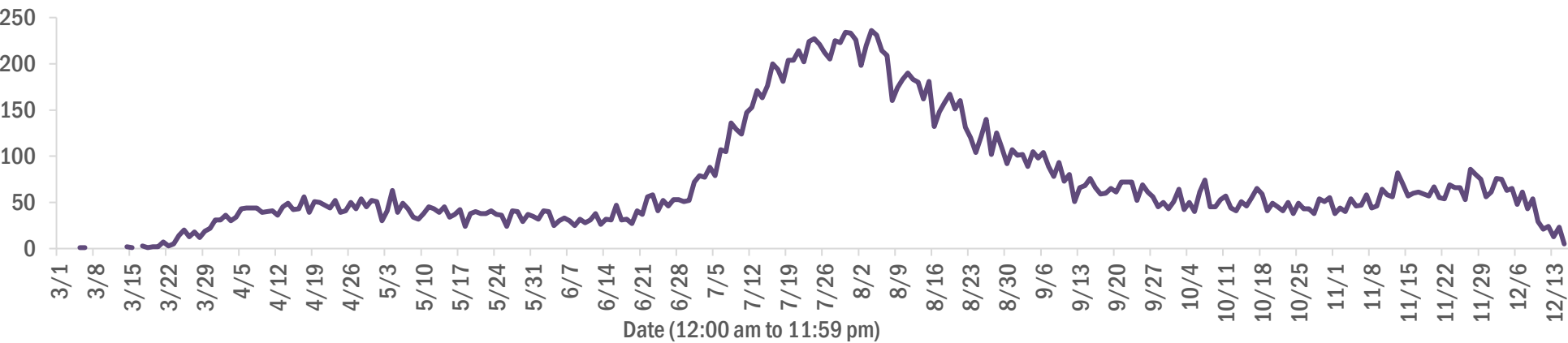
Deaths by date of death for the past 2 weeks



Deaths by age group



Deaths by date of death since March 2020



Age group	Deaths	Cases	Case fatality rate	Mortality rate per 100,000 population
0-4 years	0	20,104	0.0%	0.0
5-14 years	5	57,945	0.0%	0.2
15-24 years	33	181,268	0.0%	1.3
25-34 years	117	206,015	0.1%	4.1
35-44 years	335	178,327	0.2%	12.8
45-54 years	792	174,961	0.5%	28.4
55-64 years	2,224	147,971	1.5%	76.9
65-74 years	4,298	91,078	4.7%	177.1
75-84 years	6,012	51,043	11.8%	428.1
85+ years	6,388	26,215	24.4%	1106.1
Unknown	0	1,097	0.0%	
Total	20,204	1,136,024	1.8%	93.5

Race	Deaths	Cases	Case fatality rate	Mortality rate per 100,000 population
Other	1,602	157,728	1.0%	128.7
White	14,343	591,194	2.4%	85.9
Black	3,597	154,527	2.3%	98.3
Unknown	662	232,575	0.3%	
Total	20,204	1,136,024	1.8%	93.5

Gender	Deaths	Cases	Case fatality rate	Mortality rate per 100,000 population
Female	8,926	586,885	1.5%	80.8
Male	11,275	541,812	2.1%	106.8
Unknown	3	7,327	0.0%	
Total	20,204	1,136,024	1.8%	93.5

Ethnicity	Deaths	Cases	Case fatality rate	Mortality rate per 100,000 population
Hispanic	4,946	354,147	1.4%	87.1
Non-Hispanic	13,830	518,734	2.7%	86.9
Unknown	1,428	263,143	0.5%	
Total	20,204	1,136,024	1.8%	93.5

# COVID-19: characteristics of 1,155,335 cases

Data through Dec 15, 2020 verified as of Dec 16, 2020 at 09:25 AM

Data in this report are provisional and subject to change.

Tables below include cases in Florida residents and non-Florida residents.

All 67 Florida counties have cases:

County	FL resident cases		Non-FL resident cases	Total cases	FL resident deaths	FL death rate
Dade	261,811	<div></div> 23%	2,862	264,673	4,017	1.5%
Broward	121,588	<div></div> 11%	1,295	122,883	1,757	1.4%
Palm Beach	73,045	<div></div> 6%	953	73,998	1,796	2.5%
Hillsborough	66,499	<div></div> 6%	561	67,060	1,011	1.5%
Orange	65,512	<div></div> 6%	463	65,975	684	1.0%
Duval	51,069	<div></div> 4%	867	51,936	692	1.4%
Pinellas	37,973	<div></div> 3%	810	38,783	966	2.5%
Lee	34,534	<div></div> 3%	819	35,353	626	1.8%
Polk	31,795	<div></div> 3%	201	31,996	735	2.3%
Osceola	21,759	<div></div> 2%	298	22,057	272	1.3%
Collier	19,810	<div></div> 2%	484	20,294	312	1.6%
Manatee	19,117	<div></div> 2%	272	19,389	400	2.1%
Escambia	17,146	<div></div> 2%	2,110	19,256	337	2.0%
Volusia	18,839	<div></div> 2%	233	19,072	398	2.1%
Pasco	18,207	<div></div> 2%	178	18,385	329	1.8%
Brevard	18,131	<div></div> 2%	170	18,301	486	2.7%
Leon	16,697	<div></div> 1%	505	17,202	167	1.0%
Sarasota	15,706	<div></div> 1%	483	16,189	450	2.9%
Seminole	15,654	<div></div> 1%	103	15,757	301	1.9%
Marion	15,161	<div></div> 1%	57	15,218	428	2.8%
Alachua	14,183	<div></div> 1%	140	14,323	110	0.8%
Lake	12,597	<div></div> 1%	130	12,727	275	2.2%
St. Lucie	12,267	<div></div> 1%	52	12,319	380	3.1%
Okaloosa	10,905	<div></div> 1%	118	11,023	191	1.8%
St. Johns	10,530	<div></div> 1%	167	10,697	107	1.0%
Bay	9,717	<div></div> 1%	387	10,104	188	1.9%
Clay	9,432	<div></div> 1%	20	9,452	169	1.8%
Santa Rosa	9,034	<div></div> 1%	113	9,147	114	1.3%
Martin	6,882	<div></div> 1%	85	6,967	188	2.7%
Charlotte	6,148	<div></div> 1%	59	6,207	212	3.4%
Hernando	6,140	<div></div> 1%	37	6,177	249	4.1%
Citrus	5,665	<div></div> 0%	34	5,699	223	3.9%
Indian River	5,613	<div></div> 0%	54	5,667	150	2.7%
Columbia	5,233	<div></div> 0%	20	5,253	106	2.0%
Highlands	4,383	<div></div> 0%	37	4,420	186	4.2%

County	FL resident cases		Non-FL resident cases	Total cases	FL resident deaths	FL death rate
Walton	3,887	<div></div> 0%	394	4,281	41	1.1%
Jackson	4,143	<div></div> 0%	54	4,197	107	2.6%
Sumter	4,132	<div></div> 0%	22	4,154	109	2.6%
Monroe	3,753	<div></div> 0%	137	3,890	30	0.8%
Nassau	3,561	<div></div> 0%	286	3,847	64	1.8%
Suwannee	3,544	<div></div> 0%	25	3,569	94	2.7%
Gadsden	3,544	<div></div> 0%	12	3,556	58	1.6%
Putnam	3,313	<div></div> 0%	8	3,321	62	1.9%
Unknown	218	<div></div> 0%	2,961	3,179	0	0.0%
Flagler	3,107	<div></div> 0%	30	3,137	46	1.5%
Hendry	2,883	<div></div> 0%	14	2,897	46	1.6%
Desoto	2,634	<div></div> 0%	10	2,644	48	1.8%
Baker	2,220	<div></div> 0%	10	2,230	36	1.6%
Okeechobee	2,200	<div></div> 0%	15	2,215	49	2.2%
Hardee	1,899	<div></div> 0%	8	1,907	20	1.1%
Wakulla	1,825	<div></div> 0%	9	1,834	20	1.1%
Taylor	1,770	<div></div> 0%	4	1,774	24	1.4%
Washington	1,696	<div></div> 0%	16	1,712	29	1.7%
Bradford	1,642	<div></div> 0%	6	1,648	22	1.3%
Levy	1,617	<div></div> 0%	7	1,624	18	1.1%
Madison	1,410	<div></div> 0%	18	1,428	30	2.1%
Lafayette	1,391	<div></div> 0%	0	1,391	20	1.4%
Holmes	1,332	<div></div> 0%	24	1,356	19	1.4%
Union	1,333	<div></div> 0%	0	1,333	65	4.9%
Gulf	1,151	<div></div> 0%	15	1,166	24	2.1%
Hamilton	1,073	<div></div> 0%	11	1,084	12	1.1%
Calhoun	1,019	<div></div> 0%	2	1,021	26	2.6%
Dixie	1,008	<div></div> 0%	4	1,012	11	1.1%
Gilchrist	876	<div></div> 0%	0	876	20	2.3%
Jefferson	839	<div></div> 0%	17	856	13	1.5%
Franklin	839	<div></div> 0%	13	852	4	0.5%
Glades	727	<div></div> 0%	1	728	11	1.5%
Liberty	656	<div></div> 0%	1	657	14	2.1%
Total	1,136,024		19,311	1,155,335	20,204	1.8%



# COVID-19: characteristics of 1,136,024 Florida resident cases

Data through Dec 15, 2020 verified as of Dec 16, 2020 at 09:25 AM

Data in this report are provisional and subject to change.

The table below includes the cities and counties of residence for cases in Florida residents based on the patient's ZIP Code. Note that city is not always received as part of the initial notification and may be missing while the case is being investigated.

City and county	Cases
Miami, Dade	151,895
Orlando, Orange	49,208
Jacksonville, Duval	47,807
Tampa, Hillsborough	39,779
Hialeah, Dade	36,108
Fort Lauderdale, Broward	27,716
Hollywood, Broward	23,530
West Palm Beach, Palm Beach	17,964
Kissimmee, Osceola	16,757
Naples, Collier	16,218
Tallahassee, Leon	15,812
Homestead, Dade	15,372
Saint Petersburg, Pinellas	14,576
Pensacola, Escambia	14,033
Fort Myers, Lee	13,846
Pompano Beach, Broward	12,843
Bradenton, Manatee	12,684
Boca Raton, Palm Beach	12,458
Gainesville, Alachua	11,671
Ocala, Marion	11,599
Lakeland, Polk	11,011
Sarasota, Sarasota	9,987
Lake Worth, Palm Beach	9,227
Cape Coral, Lee	8,518
Port Saint Lucie, St. Lucie	7,979
Miramar, Broward	7,862
Clearwater, Pinellas	7,425
Miami Beach, Dade	7,142
Miami Gardens, Dade	6,979
Boynton Beach, Palm Beach	6,884
Coral Springs, Broward	6,303
Panama City, Bay	6,248
Saint Augustine, St. Johns	5,740
Melbourne, Brevard	5,618
Doral, Dade	5,575
Winter Haven, Polk	5,545
Lehigh Acres, Lee	5,528
Delray Beach, Palm Beach	5,352
Davie, Broward	4,986
Lake City, Columbia	4,851
Milton, Santa Rosa	4,637
Sunrise, Broward	4,617
Riverview, Hillsborough	4,614
Coral Gables, Dade	4,605
Vero Beach, Indian River	4,304
Fort Pierce, St. Lucie	4,213
Saint Cloud, Osceola	4,195
Daytona Beach, Volusia	4,157
Largo, Pinellas	4,056
New Port Richey, Pasco	3,983
Palm Bay, Brevard	3,983
Plantation, Broward	3,916
Orange Park, Clay	3,912
Brandon, Hillsborough	3,880
Apopka, Orange	3,826
North Miami Beach, Dade	3,822
Plant City, Hillsborough	3,739
Weston, Broward	3,677
Deerfield Beach, Broward	3,599

# COVID-19: characteristics of 1,136,024 Florida resident cases

Data through Dec 15, 2020 verified as of Dec 16, 2020 at 09:25 AM

Data in this report are provisional and subject to change.

The table below includes the cities and counties of residence for cases in Florida residents based on the patient's ZIP Code. Note that city is not always received as part of the initial notification and may be missing while the case is being investigated.

City and county	Cases
Spring Hill, Hernando	3,549
Jupiter, Palm Beach	3,512
Miami Lakes, Dade	3,508
Sanford, Seminole	3,423
Clermont, Lake	3,368
Stuart, Martin	3,338
Fort Walton Beach, Okaloosa	3,256
Deltona, Volusia	3,194
Port Charlotte, Charlotte	3,133
Tamarac, Broward	3,110
Davenport, Polk	3,078
Winter Garden, Orange	2,956
Live Oak, Suwannee	2,890
Opa Locka, Dade	2,868
Crestview, Okaloosa	2,814
Palm Beach Gardens, Palm Beach	2,778
Palmetto, Manatee	2,763
Cutler Ridge, Dade	2,734
Deland, Volusia	2,727
Immokalee, Collier	2,682
Land O Lakes, Pasco	2,677
Wesley Chapel, Pasco	2,670
Coconut Creek, Broward	2,667
Margate, Broward	2,643
Winter Park, Orange	2,593
Oviedo, Seminole	2,581
Palm Coast, Flagler	2,576
Arcadia, Desoto	2,567
Palm Harbor, Pinellas	2,496
Wellington, Palm Beach	2,477
Altamonte Springs, Seminole	2,394
Hallandale, Broward	2,393
Venice, Sarasota	2,317
Sebring, Highlands	2,290
Haines City, Polk	2,266
Brooksville, Hernando	2,252
North Port, Sarasota	2,224
Middleburg, Clay	2,208
Punta Gorda, Charlotte	2,207
Okeechobee, Okeechobee	2,192
Lutz, Hillsborough	2,189
Bonita Springs, Lee	2,158
Ocoee, Orange	2,120
Key West, Monroe	2,116
Lake Worth Beach, Palm Beach	2,094
Pembroke Pines, Broward	2,087
Leesburg, Lake	2,020
North Lauderdale, Broward	2,019
Valrico, Hillsborough	2,011
Seminole, Pinellas	2,007
North Miami, Dade	1,985
Zephyrhills, Pasco	1,970
Port Orange, Volusia	1,935
Ruskin, Hillsborough	1,903
Pinellas Park, Pinellas	1,877
Saint Johns, St. Johns	1,821
Quincy, Gadsden	1,811
Longwood, Seminole	1,806
Jacksonville Beach, Duval	1,783



# COVID-19: characteristics of 1,136,024 Florida resident cases

Data through Dec 15, 2020 verified as of Dec 16, 2020 at 09:25 AM

Data in this report are provisional and subject to change.

The table below includes the cities and counties of residence for cases in Florida residents based on the patient's ZIP Code. Note that city is not always received as part of the initial notification and may be missing while the case is being investigated.

City and county	Cases
Windermere, Orange	1,782
Ormond Beach, Volusia	1,767
Navarre, Santa Rosa	1,699
Oakland Park, Broward	1,691
Niceville, Okaloosa	1,684
Perry, Taylor	1,663
Crawfordville, Wakulla	1,655
Dade City, Pasco	1,649
Casselberry, Seminole	1,647
Cocoa, Brevard	1,624
Clewiston, Hendry	1,585
Green Cove Springs, Clay	1,581
Cantonment, Escambia	1,577
Gulf Breeze, Santa Rosa	1,570
Bartow, Polk	1,560
The Villages, Sumter	1,559
Palatka, Putnam	1,548
Marianna, Jackson	1,546
Royal Palm Beach, Palm Beach	1,521
Hudson, Pasco	1,511
Kissimmee, Polk	1,503
North Fort Myers, Lee	1,469
Port Richey, Pasco	1,429
Panama City Beach, Bay	1,416
Defuniak Springs, Walton	1,412
Inverness, Citrus	1,410
Lake Mary, Seminole	1,409
Auburndale, Polk	1,405
Crossings, Dade	1,386
Coconut Grove, Dade	1,377
Mayo, Lafayette	1,374
Ponte Vedra Beach, St. Johns	1,374
Lynn Haven, Bay	1,370
Wimauma, Hillsborough	1,362
Aventura, Dade	1,361
Tarpon Springs, Pinellas	1,355
Chipley, Washington	1,351
Missing, Dade	1,344
Fernandina Beach, Nassau	1,327
Titusville, Brevard	1,320
Carol City, Dade	1,318
Lake Wales, Polk	1,293
Starke, Bradford	1,290
Santa Rosa Beach, Walton	1,276
Belle Glade, Palm Beach	1,268
Winter Springs, Seminole	1,260
New Smyrna Beach, Volusia	1,250
Merritt Island, Brevard	1,240
Cooper City, Broward	1,218
Labelle, Hendry	1,211
Loxahatchee, Palm Beach	1,192
Estero, Lee	1,188
Fleming Island, Clay	1,183
Sarasota, Manatee	1,163
Key Biscayne, Dade	1,157
Avon Park, Highlands	1,152
Destin, Okaloosa	1,149
Dunedin, Pinellas	1,149
Parkland, Broward	1,141

# COVID-19: characteristics of 1,136,024 Florida resident cases

Data through Dec 15, 2020 verified as of Dec 16, 2020 at 09:25 AM

Data in this report are provisional and subject to change.

The table below includes the cities and counties of residence for cases in Florida residents based on the patient's ZIP Code. Note that city is not always received as part of the initial notification and may be missing while the case is being investigated.

City and county	Cases
Biscayne Park, Dade	1,118
Wauchula, Hardee	1,104
Holiday, Pasco	1,084
Parrish, Manatee	1,078
Palm City, Martin	1,073
Mulberry, Polk	1,062
Eustis, Lake	1,038
Indiantown, Martin	1,036
Rockledge, Brevard	1,026
Seffner, Hillsborough	1,020
Tavares, Lake	1,014
Riviera Beach, Palm Beach	1,010
Bonifay, Holmes	994
Odessa, Hillsborough	989
Graceville, Jackson	985
Mount Dora, Lake	984
Madison, Madison	982
Century, Escambia	981
Lake Butler, Union	980
Macclenny, Baker	968
Florida City, Dade	964
Crystal River, Citrus	921
El Portal, Dade	902
Orange City, Volusia	898
Groveland, Lake	894
Lake Placid, Highlands	872
Everglades National Park, Dade	869
Dania, Broward	855
Maitland, Orange	854
Lithia, Hillsborough	816
Homosassa, Citrus	814
Dover, Hillsborough	811
Gibsonton, Hillsborough	810
Pinecrest, Dade	804
Yulee, Nassau	800
Sanderson, Baker	797
Atlantic Beach, Duval	792
Summerfield, Marion	781
Monticello, Jefferson	772
Hobe Sound, Martin	762
Ponte Vedra, St. Johns	756
Jasper, Hamilton	746
Callahan, Nassau	728
Coleman, Sumter	728
Pace, Santa Rosa	723
Palm Springs, Palm Beach	719
Oldsmar, Pinellas	709
Sebastian, Indian River	704
Olympia Heights, Dade	704
Uleta, Dade	704
Lantana, Palm Beach	699
Alachua, Alachua	694
Blountstown, Calhoun	689
Moore Haven, Glades	684
Lecanto, Citrus	681
Sun City Center, Hillsborough	679
Apollo Beach, Hillsborough	679
Coral, Dade	676
South Miami, Dade	672

# COVID-19: characteristics of 1,136,024 Florida resident cases

Data through Dec 15, 2020 verified as of Dec 16, 2020 at 09:25 AM

Data in this report are provisional and subject to change.

The table below includes the cities and counties of residence for cases in Florida residents based on the patient's ZIP Code. Note that city is not always received as part of the initial notification and may be missing while the case is being investigated.

City and county	Cases
North Palm Beach, Palm Beach	665
Lady Lake, Lake	664
Havana, Gadsden	660
Debary, Volusia	655
Wewahitchka, Gulf	651
Edgewater, Volusia	638
Dunnellon, Marion	627
Palmetto Bay, Dade	619
Trenton, Gilchrist	615
Newberry, Alachua	612
Belleview, Marion	600
Ellenton, Manatee	597
Frostproof, Polk	592
Chattahoochee, Gadsden	587
Fisher Island, Dade	586
Cross City, Dixie	582
Wildwood, Sumter	582
South Bay, Palm Beach	580
Williston, Levy	573
Jensen Beach, Martin	569
Satellite Beach, Brevard	564
Pahokee, Palm Beach	563
Lauderhill, Broward	561
Fellsmere, Indian River	554
Freeport, Walton	552
Wilton Manors, Broward	548
Beverly Hills, Citrus	547
Safety Harbor, Pinellas	546
Bristol, Liberty	544
Lauderdale Lakes, Broward	534
Nokomis, Sarasota	528
Mary Esther, Okaloosa	523
Hilliard, Nassau	522
Polk City, Polk	521
Key Largo, Monroe	516
Crescent City, Putnam	504
Hernando, Citrus	496
Shalimar, Okaloosa	493
Bowling Green, Hardee	492
Keystone Heights, Clay	492
Marco Island, Collier	491
Port Saint Joe, Gulf	486
Bushnell, Sumter	480
Dunnellon, Citrus	480
Glen Saint Mary, Baker	452
Medley, Dade	450
Fort Meade, Polk	450
Carrabelle, Franklin	445
Englewood, Charlotte	442
Sweetwater, Dade	428
Chiefland, Levy	425
Miramar Beach, Walton	409
Southwest Ranches, Broward	407
Indialantic, Brevard	402
Marathon, Monroe	401
Old Town, Dixie	395
Sneads, Jackson	392
Thonotosassa, Hillsborough	390
Cocoa Beach, Brevard	387

# COVID-19: characteristics of 1,136,024 Florida resident cases

Data through Dec 15, 2020 verified as of Dec 16, 2020 at 09:25 AM

Data in this report are provisional and subject to change.

The table below includes the cities and counties of residence for cases in Florida residents based on the patient's ZIP Code. Note that city is not always received as part of the initial notification and may be missing while the case is being investigated.

City and county	Cases
Spring Hill, Pasco	380
Jacksonville, St. Johns	379
Neptune Beach, Duval	375
Florida State University, Leon	374
Bronson, Levy	373
Centerville, Leon	368
Lake Alfred, Polk	367
Fort Myers Beach, Lee	360
Englewood, Sarasota	357
High Springs, Alachua	349
Minneola, Lake	345
Belle Isle, Orange	343
Sorrento, Lake	339
Fort White, Columbia	339
Interlachen, Putnam	336
Trinity, Pasco	331
Baker, Okaloosa	330
Fruitland Park, Lake	326
West Melbourne, Brevard	325
Cottondale, Jackson	324
Raiford, Union	322
Clearwater Beach, Pinellas	319
Palm Beach, Palm Beach	307
Oakland, Orange	301
Mascotte, Lake	295
Malone, Jackson	288
Gulfport, Pinellas	280
Umatilla, Lake	279
Bunnell, Flagler	276
Zolfo Springs, Hardee	276
Lehigh, Lee	272
Midway, Gadsden	272
Weeki Wachee, Hernando	267
Citra, Marion	266
Rotunda West, Charlotte	264
Myakka City, Manatee	257
Silver Springs, Marion	257
Hawthorne, Alachua	253
Youngstown, Bay	250
Haverhill, Palm Beach	247
Molino, Escambia	246
Pierson, Volusia	244
South Daytona, Volusia	244
Bell, Gilchrist	243
Tavernier, Monroe	242
Winter Park, Seminole	241
Jay, Santa Rosa	238
De Leon Springs, Volusia	234
Flagler Beach, Flagler	231
Orlando, Osceola	229
Branford, Suwannee	228
Oxford, Sumter	227
Cape Canaveral, Brevard	222
Melbourne Beach, Brevard	221
Altha, Calhoun	220
Alva, Lee	218
Ocklawaha, Marion	217
Lake Park, Palm Beach	217
Lawtey, Bradford	216

# COVID-19: characteristics of 1,136,024 Florida resident cases

Data through Dec 15, 2020 verified as of Dec 16, 2020 at 09:25 AM

Data in this report are provisional and subject to change.

The table below includes the cities and counties of residence for cases in Florida residents based on the patient's ZIP Code. Note that city is not always received as part of the initial notification and may be missing while the case is being investigated.

City and county	Cases
Apalachicola, Franklin	214
Celebration, Osceola	213
Indian Harbour Beach, Brevard	213
Surfside, Dade	211
Greenville, Madison	209
Holly Hill, Volusia	208
Osprey, Sarasota	208
Mims, Brevard	208
Archer, Alachua	204
Jennings, Hamilton	203
Ave Maria, Collier	202
Grand Ridge, Jackson	200
East Palatka, Putnam	198
Dundee, Polk	196
Tequesta, Palm Beach	194
Orlando, Seminole	192
Bay Harbor Islands, Dade	188
Greenwood, Jackson	187
Kenneth City, Pinellas	183
Eagle Lake, Polk	183
Chuluota, Seminole	183
Vernon, Washington	182
Hastings, St. Johns	182
Edgewood, Orange	180
Montverde, Lake	180
Bal Harbour, Dade	176
Gotha, Orange	176
Floral City, Citrus	173
O Brien, Suwannee	173
Eastpoint, Franklin	167
Melrose, Putnam	165
Westville, Holmes	165
Webster, Sumter	164
Gretna, Gadsden	161
West Miami, Dade	161
Satsuma, Putnam	158
Orlando, Dade	157
South Pasadena, Pinellas	156
San Antonio, Pasco	155
Elkton, St. Johns	153
Indian Rocks Beach, Pinellas	150
Lee, Madison	149
Valparaiso, Okaloosa	149
Laurel Hill, Okaloosa	145
Malabar, Brevard	144
Southport, Bay	143
Eglin Air Force Base, Okaloosa	142
Grand Island, Lake	141
Ponce De Leon, Holmes	141
Missing, Orange	141
Bryceville, Nassau	140
Clair-Mel City, Hillsborough	137
Apopka, Seminole	136
Lake Panasoffkee, Sumter	136
Azalea Park, Orange	134
Reddick, Marion	132
University Of Miami, Dade	132
Orlando, Polk	132
Missing, Lee	132

# COVID-19: characteristics of 1,136,024 Florida resident cases

Data through Dec 15, 2020 verified as of Dec 16, 2020 at 09:25 AM

Data in this report are provisional and subject to change.

The table below includes the cities and counties of residence for cases in Florida residents based on the patient's ZIP Code. Note that city is not always received as part of the initial notification and may be missing while the case is being investigated.

City and county	Cases
Inlet Beach, Walton	129
Fort McCoy, Marion	127
Geneva, Seminole	126
Wellborn, Suwannee	125
White Springs, Hamilton	123
Hiawassee, Orange	122
Lakewood Ranch, Manatee	121
Sebastian, Brevard	121
Alafaya, Orange	119
Alford, Jackson	118
Belleair, Pinellas	118
Mcdavid, Escambia	117
Summerland Key, Monroe	117
Sanibel, Lee	116
Missing, Brevard	116
Orlando, Broward	115
Missing, Santa Rosa	114
Morrison, Levy	113
Fountain, Bay	113
Missing, Marion	112
Juno Beach, Palm Beach	111
Anthony, Marion	110
Missing, Volusia	108
Hallandale Beach, Broward	108
Matlacha, Lee	103
Orlando, Volusia	103
Holmes Beach, Manatee	103
Weirsdale, Marion	103
Mcalpin, Suwannee	102
Islamorada, Monroe	102
Lockhart, Orange	102
Zellwood, Orange	102
Greenacres, Palm Beach	101
Orlando, Hillsborough	101
Longboat Key, Manatee	100
Kindred, Osceola	99
Hosford, Liberty	98
Howey-In-The-Hills, Lake	98
Missing, Palm Beach	97
Bay Lake, Orange	97
South Fort Myers, Lee	97
Micanopy, Alachua	97
Saint James City, Lee	95
Pomona Park, Putnam	95
Babson Park, Polk	95
Madeira Beach, Pinellas	93
Astatula, Lake	92
Fern Park, Seminole	92
Poinciana, Polk	91
Center Hill, Sumter	90
Bokeelia, Lee	87
Lauderdale By The Sea, Broward	87
Caryville, Washington	86
University Of Fl, Alachua	86
Carrollwood, Hillsborough	86
Odessa, Pasco	86
Holt, Okaloosa	85
Viera, Brevard	85
Cloud Lake, Palm Beach	84



# COVID-19: characteristics of 1,136,024 Florida resident cases

Data through Dec 15, 2020 verified as of Dec 16, 2020 at 09:25 AM

Data in this report are provisional and subject to change.

The table below includes the cities and counties of residence for cases in Florida residents based on the patient's ZIP Code. Note that city is not always received as part of the initial notification and may be missing while the case is being investigated.

City and county	Cases
Steinhatchee, Taylor	83
Sopchoppy, Wakulla	83
Atlantis, Palm Beach	83
Mangonia Park, Palm Beach	82
Lake Helen, Volusia	81
Grant-Valkaria, Brevard	80
Big Pine Key, Monroe	80
Temple Terrace, Hillsborough	80
The Villages, Lake	78
Oak Hill, Volusia	78
Seville, Volusia	76
Sumterville, Sumter	74
F M, Lee	72
Hypoluxo, Palm Beach	72
Maitland, Seminole	72
Osteen, Volusia	72
Orlando, Palm Beach	72
Orlando, Lake	71
Missing, Collier	70
Avon Park, Polk	70
Citrus Springs, Citrus	70
Lady Lake, Sumter	69
Missing, Duval	69
Cutler Bay, Dade	69
Clarksville, Calhoun	68
Panacea, Wakulla	66
Buena Ventura Lakes, Osceola	66
Altoona, Lake	65
Placida, Charlotte	65
Lake Hamilton, Polk	65
Golden Beach, Dade	65
University Of Central Florida, Orange	64
Waldo, Alachua	63
Missing, Pinellas	63
Lutz, Pasco	62
Belleair Beach, Pinellas	62
Hollister, Putnam	62
Stock Island, Monroe	61
Missing, Broward	61
Air Mail Facility, Dade	61
San Mateo, Putnam	61
Lamont, Jefferson	60
Dinsmore, Duval	60
Brooker, Bradford	60
Christmas, Orange	59
University Of South Florida, Hillsborough	59
Baldwin, Duval	59
Palma Ceia, Hillsborough	58
The Villages, Marion	58
Missing, St. Johns	58
Ochopee, Collier	57
Bonita Beach, Lee	57
Astor, Lake	57
Missing, Pasco	56
Inglis, Levy	56
Eatonville, Orange	56
Callaway, Bay	56
Ponce Inlet, Volusia	56
Hurlburt Field, Okaloosa	56

# COVID-19: characteristics of 1,136,024 Florida resident cases

Data through Dec 15, 2020 verified as of Dec 16, 2020 at 09:25 AM

Data in this report are provisional and subject to change.

The table below includes the cities and counties of residence for cases in Florida residents based on the patient's ZIP Code. Note that city is not always received as part of the initial notification and may be missing while the case is being investigated.

City and county	Cases
Kendall, Dade	55
Paisley, Lake	55
Crystal Beach, Pinellas	54
Barefoot Bay, Brevard	54
Lighthouse Point, Broward	53
Pinetta, Madison	52
Missing, Escambia	52
Bradenton Beach, Manatee	52
Bascom, Jackson	51
Hampton, Bradford	51
Greensboro, Gadsden	50
Welaka, Putnam	49
Harmony, Osceola	49
Canal Point, Palm Beach	48
Tierra Verde, Pinellas	48
Orlando, Brevard	48
Princeton, Dade	45
Ocean Ridge, Palm Beach	45
Rocky Point, Hillsborough	45
Sunny Isles Beach, Dade	43
Georgetown, Putnam	43
Florida Gulf Coast Univ, Lee	43
Florahome, Putnam	43
Patrick Air Force Base, Brevard	42
Lorida, Highlands	42
Fort Denaud, Hendry	41
Saint Pete Beach, Pinellas	41
Orlando, Pinellas	41
Fruit Cove, St. Johns	40
Felda, Hendry	40
University Of Tampa, Hillsborough	40
Campbellton, Jackson	40
West Park, Broward	39
Walnut Hill, Escambia	39
Destin, Walton	39
Tyndall Air Force Base, Bay	38
Manalapan, Palm Beach	38
Sewalls Point, Martin	38
Palm Beach Shores, Palm Beach	38
Boca Grande, Lee	36
Yalaha, Lake	36
Orlando, Leon	35
North Venice, Sarasota	35
North Redington Beach, Pinellas	35
Flemington, Marion	34
Reunion, Osceola	34
Village Of Wellington, Palm Beach	34
Cinco Bayou, Okaloosa	34
Missing, Hernando	33
Ebro, Washington	32
Missing, Hillsborough	32
Treasure Island, Pinellas	32
Cedar Key, Levy	31
Barry University, Dade	31
Saint Leo, Pasco	31
Lake Suzy, Desoto	30
Dania Beach, Broward	30
Singer Island, Palm Beach	30
Anna Maria, Manatee	30

# COVID-19: characteristics of 1,136,024 Florida resident cases

Data through Dec 15, 2020 verified as of Dec 16, 2020 at 09:25 AM

Data in this report are provisional and subject to change.

The table below includes the cities and counties of residence for cases in Florida residents based on the patient's ZIP Code. Note that city is not always received as part of the initial notification and may be missing while the case is being investigated.

City and county	Cases
Bellview, Escambia	30
Kathleen, Polk	30
Cudjoe Key, Monroe	29
Highland Beach, Palm Beach	29
Aloma, Orange	29
Eaton Park, Polk	29
Naranja, Dade	28
Heathrow, Seminole	28
Missing, Citrus	27
Intercession City, Osceola	27
Miami, Unknown	26
Micco, Brevard	26
Bay Pines, Pinellas	26
Florida State, Leon	26
Terra Ceia, Manatee	26
Univ Of FI Student Dorms, Alachua	25
Ona, Hardee	25
Enterprise, Volusia	25
Missing, Nassau	25
Salt Springs, Marion	25
Miami Springs, Dade	25
Waverly, Polk	25
Winter Garden, Lake	25
South Miami Heights, Dade	25
Kinard, Calhoun	25
Jupiter, Martin	25
Palm Shores, Brevard	25
Labelle, Glades	24
Gulf Breeze, Escambia	24
Orlando, Pasco	24
Missing, Seminole	24
Kenansville, Osceola	23
South Palm Beach, Palm Beach	23
Orlando, Duval	23
Northdale, Hillsborough	23
Missing, Lake	23
Hialeah Gardens, Dade	23
Okahumpka, Lake	22
Bonita Springs, Collier	22
University Of Central FI, Orange	22
Town N Country, Hillsborough	22
Florida Dept Of Corrections, Union	22
Missing, Clay	22
Bagdad, Santa Rosa	22
Santa Fe, Alachua	22
Miromar Lakes, Lee	22
Highland City, Polk	21
Tioga, Alachua	21
Nocatee, Desoto	21
North Bay Village, Dade	21
Florida A And M University, Leon	21
Pensacola Beach, Santa Rosa	21
Miami Shores, Dade	21
Penney Farms, Clay	20
Orlando, Marion	20
Fort Lauderdale, Dade	20
Missing, Manatee	20
Pasadena, Pinellas	19
Missing, Sumter	19

# COVID-19: characteristics of 1,136,024 Florida resident cases

Data through Dec 15, 2020 verified as of Dec 16, 2020 at 09:25 AM

Data in this report are provisional and subject to change.

The table below includes the cities and counties of residence for cases in Florida residents based on the patient's ZIP Code. Note that city is not always received as part of the initial notification and may be missing while the case is being investigated.

City and county	Cases
La Crosse, Alachua	19
Tice, Lee	19
University Of Central Florida, Broward	18
Florida International Univ, Dade	18
Tangerine, Orange	18
Missing, Okaloosa	18
Ponte Vedra, Duval	18
Bayonet Point, Pasco	18
Lulu, Columbia	18
Key Colony Beach, Monroe	18
Stetson University, Volusia	18
Missing, Martin	18
Babcock Ranch, Lee	18
Balm, Hillsborough	18
Apopka, Lake	17
Goulds, Dade	17
Sun City, Hillsborough	17
Orlando, Alachua	17
Hawthorne, Putnam	17
Sydney, Hillsborough	17
Chokoloskee, Collier	17
Bonifay, Washington	17
City Of Westlake, Palm Beach	16
Missing, Polk	16
West Panama City Beach, Bay	16
Hallandle Beach, Broward	16
Perdido Key, Escambia	16
Lacoochee, Pasco	16
Homosassa Springs, Citrus	16
Dowling Park, Suwannee	15
New Smyrna, Volusia	15
Village Of Palmetto Bay, Dade	15
Maitland, Volusia	15
Siesta Key, Sarasota	15
Palmdale, Glades	15
Paxton, Walton	14
Green Acres, Palm Beach	14
Yankeetown, Levy	14
Winter Park, Polk	14
Missing, St. Lucie	14
Mexico Beach, Bay	14
Horseshoe Beach, Dixie	14
Little Torch Key, Monroe	14
Missing, Indian River	14
Florence Villa, Polk	14
Candler, Marion	14
Mcintosh, Marion	14
Goodland, Collier	14
City Of Sunrise, Broward	14
Orlando, Manatee	14
Ocoee, Lake	14
Branford, Lafayette	14
University Of Central FI, Hillsborough	14
Saint Marks, Wakulla	14
Indian Lake Estates, Polk	14
Orlando, Lee	13
Orange Lake, Marion	13
Venus, Highlands	13
Sugarloaf Key, Monroe	13

# COVID-19: characteristics of 1,136,024 Florida resident cases

Data through Dec 15, 2020 verified as of Dec 16, 2020 at 09:25 AM

Data in this report are provisional and subject to change.

The table below includes the cities and counties of residence for cases in Florida residents based on the patient's ZIP Code. Note that city is not always received as part of the initial notification and may be missing while the case is being investigated.

City and county	Cases
Cortez, Manatee	13
Mango, Hillsborough	13
Orlando, Flagler	13
Crystal Springs, Pasco	13
Maitland, Polk	13
Loughman, Polk	12
Bostwick, Putnam	12
Champions Gate, Polk	12
Homeland, Polk	12
Long Key, Monroe	12
Wewahitchka, Calhoun	12
Pembroke Park, Broward	12
Bradley, Polk	12
Zellwood, Lake	12
Village Wellington, Palm Beach	12
Miami, Broward	12
Maitland, Osceola	12
Earleton, Alachua	12
Tallevast, Manatee	12
White Springs, Columbia	12
Wabasso, Indian River	11
Saint Johns, Duval	11
Poinciana, Osceola	11
Hernando Beach, Hernando	11
Eloise, Polk	11
Mount Dora, Orange	11
Hollywood, Dade	11
Duette, Manatee	11
Caryville, Holmes	11
Fort Ogden, Desoto	11
Unknown, Dade	11
Plymouth, Orange	11
Telogia, Liberty	10
Lake City, Suwannee	10
Bayshore Gardens, Manatee	10
Sparr, Marion	10
Graceville, Holmes	10
Jacksonville, Unknown	10
Buckingham, Lee	10
Parker, Bay	10
Jensen Beach, St. Lucie	10
Florida International University, Dade	10
Gulf Stream, Palm Beach	10
Greenville, Taylor	10
Holder, Citrus	10
Apopka, Volusia	10
Westchase, Hillsborough	10
Passport, Unknown	10
Rosemary Beach, Walton	10
Gulf Hammock, Levy	9
Bonaventure, Broward	9
Lamont, Madison	9
Steinhatchee, Dixie	9
Gonzalez, Escambia	9
Union Park, Orange	9
Graham, Bradford	9
Durant, Hillsborough	9
Orlando, Escambia	9
Leisure City, Dade	9

# COVID-19: characteristics of 1,136,024 Florida resident cases

Data through Dec 15, 2020 verified as of Dec 16, 2020 at 09:25 AM

Data in this report are provisional and subject to change.

The table below includes the cities and counties of residence for cases in Florida residents based on the patient's ZIP Code. Note that city is not always received as part of the initial notification and may be missing while the case is being investigated.

City and county	Cases
Laurel Hill, Walton	9
Laud-By-The-Sea, Broward	9
University Park, Manatee	9
Ridge Manor, Pasco	9
Orlando, Okaloosa	9
Trilby, Pasco	9
Cottondale, Washington	9
Everglades City, Collier	9
Long Boat Key, Manatee	9
Palma Sola, Manatee	9
Saint George Island, Franklin	9
Wausau, Washington	9
Woodville, Leon	9
Westlake, Palm Beach	8
Murdock, Charlotte	8
Maitland, Hillsborough	8
Hialeah, Unknown	8
Trenton, Levy	8
Lowell, Marion	8
Ferndale, Lake	8
Archer, Levy	8
Perrine, Dade	8
Wahneta, Polk	8
Webster, Hernando	8
Indian River Shores, Indian River	8
Mexico Beach, Gulf	8
Orlando, St. Lucie	8
Shady Hills, Pasco	8
Rubonia, Manatee	8
Florida State Univ Admin, Leon	8
Forest City, Seminole	7
N/A, Unknown	7
Nichols, Polk	7
Evinston, Alachua	7
Fanning Springs, Gilchrist	7
West Delray Beach, Palm Beach	7
University Of Central Fl, Martin	7
Brooksville, Pasco	7
Lake Como, Putnam	7
Saint Lucie West, St. Lucie	7
Ramrod Key, Monroe	7
Orlando, Sarasota	7
Pine Hills, Orange	7
Watersound, Walton	7
Golden Oak, Orange	7
Jerome, Collier	7
Lealman, Pinellas	7
Maitland, Lake	7
Alturas, Polk	7
Forest City, Orange	6
Missing, Columbia	6
Fort Charlotte, Charlotte	6
Ponce De Leon, Walton	6
Switzerland, St. Johns	6
Palm City, St. Lucie	6
Lake Monroe, Seminole	6
Ocoee, Osceola	6
Belleair Bluffs, Pinellas	6
Port Saint John, Brevard	6



# COVID-19: characteristics of 1,136,024 Florida resident cases

Data through Dec 15, 2020 verified as of Dec 16, 2020 at 09:25 AM

Data in this report are provisional and subject to change.

The table below includes the cities and counties of residence for cases in Florida residents based on the patient's ZIP Code. Note that city is not always received as part of the initial notification and may be missing while the case is being investigated.

City and county	Cases
Lake Butler, Bradford	6
Mayport Naval Station, Duval	6
Dade City, Hernando	6
Mount Plymouth, Lake	6
Hillsboro Beach, Broward	6
Orlando, Hernando	6
Orlando, St. Johns	6
Suwannee, Dixie	6
Virginia Gardens, Dade	6
Hutchinson Island, St. Lucie	6
Maxville, Duval	6
Orchid, Indian River	6
Ozona, Pinellas	6
Pine Castle, Orange	6
Indian Creek Village, Dade	6
Lakeshore, Polk	6
Morriston, Marion	6
Missing, Holmes	5
Lakewood Ranch, Sarasota	5
Longboat Key, Sarasota	5
Duck Key, Monroe	5
PSI, Unknown	5
Ybor City, Hillsborough	5
Nalcrest, Polk	5
High Springs, Gilchrist	5
Windermere, Alachua	5
Orlando, Collier	5
Missing, Unknown	5
Missing, Putnam	5
Braden River, Manatee	5
Citrus Hills, Citrus	5
Basinger, Okeechobee	5
Eatonville, Polk	5
Missing, Bay	5
Roseland, Indian River	5
Winter Garden, Osceola	5
Choctaw Beach, Okaloosa	5
Niceville, Walton	5
Pass, Unknown	5
Quail Heights, Dade	5
River Ranch, Polk	5
Stuart, St. Lucie	5
Winter Park, Broward	5
Winter Garden, Seminole	5
Pine Ridge, Citrus	5
Orlando, Charlotte	5
White City, Gulf	5
Missing, Leon	5
Beverly Beach, Flagler	5
Redington Beach, Pinellas	5
Redington Shores, Pinellas	5
Westchester, Dade	5
Ebro, Bay	5
Deer Island, Lake	5
East Lake, Marion	5
Innovation, Pasco	5
Missing, Sarasota	5
Orlando, Highlands	5
Goldenrod, Seminole	5

# COVID-19: characteristics of 1,136,024 Florida resident cases

Data through Dec 15, 2020 verified as of Dec 16, 2020 at 09:25 AM

Data in this report are provisional and subject to change.

The table below includes the cities and counties of residence for cases in Florida residents based on the patient's ZIP Code. Note that city is not always received as part of the initial notification and may be missing while the case is being investigated.

City and county	Cases
Apopka, Broward	5
Davenport, Osceola	4
Glen Ridge, Palm Beach	4
Sea Ranch Lakes, Broward	4
Grove City, Charlotte	4
Daytona Beach Shores, Volusia	4
Barberville, Volusia	4
Orlando, Bay	4
Aripeka, Pasco	4
Milton, Escambia	4
Maitland, Leon	4
Mayport, Duval	4
Inlet Beach, Bay	4
Kissimmee, Orange	4
Worthington Springs, Union	4
Orlando, Santa Rosa	4
Shady Grove, Taylor	4
West Bradenton, Manatee	4
Windermere, Leon	4
University Of Central Florida, Brevard	4
Valkaria, Brevard	4
Orlando, Columbia	4
Loxahatchee Groves, Palm Beach	4
Indian Shores, Pinellas	4
Live Oak, Madison	4
Williston, Marion	4
Saint Augustine, Duval	4
Missing, Alachua	4
Missing, Monroe	4
Briny Breezes, Palm Beach	4
Alafaya, Broward	4
Elfers, Pasco	4
Fernandina, Nassau	4
International Service Center, Dade	4
Orlando, Citrus	4
Seacrest, Walton	4
Wakulla Springs, Wakulla	4
Miccosukee, Leon	4
Ft Pierce, St. Lucie	4
Cypress, Jackson	4
Pensacola, Unknown	4
Fort Lauderdale, Palm Beach	4
Kingsley Lake, Bradford	4
Miami Gardens, Unknown	4
Naples, Lee	4
Okeechobee, Osceola	4
Orlando, Jackson	3
North Fort Myers, Charlotte	3
Kissimmee, Unknown	3
Jacksonville Naval Air Station, Duval	3
Chicago, Lee	3
Clewiston, Palm Beach	3
Branford, Gilchrist	3
Bayou George, Bay	3
San Carlos Park, Lee	3
Pensacola Beach, Escambia	3
Sugarloaf, Monroe	3
Westville, Walton	3
Winter Garden, Leon	3

# COVID-19: characteristics of 1,136,024 Florida resident cases

Data through Dec 15, 2020 verified as of Dec 16, 2020 at 09:25 AM

Data in this report are provisional and subject to change.

The table below includes the cities and counties of residence for cases in Florida residents based on the patient's ZIP Code. Note that city is not always received as part of the initial notification and may be missing while the case is being investigated.

City and county	Cases
Clarcona, Orange	3
Orlando, Nassau	3
Lamont, Taylor	3
Lloyd, Jefferson	3
Vernon, Bay	3
Windermere, Palm Beach	3
Winter Park, Brevard	3
San Fernando, Unknown	3
Salem, Taylor	3
Oneco, Manatee	3
Orange Springs, Marion	3
Pompano Beach, Palm Beach	3
Indian Rock Beach, Pinellas	3
Inglis, Citrus	3
Hollywood, Unknown	3
Monticello, Madison	3
Mayport Naval Housing, Duval	3
Fpo, Duval	3
Fernandina Beach, Duval	3
Crescent Beach, Sarasota	3
Cypress Gardens, Polk	3
Bella Collina, Lake	3
Apopka, Hillsborough	3
El Jobean, Charlotte	3
Grant Valkaria, Brevard	3
Mims, Volusia	3
Nobleton, Hernando	3
Orange Park, Duval	3
Julington Creek, St. Johns	3
Point Washington, Walton	3
Seacrest, Bay	3
University Of Central Fl, Seminole	3
Vero Beach, St. Lucie	3
Miami Gardens, Broward	3
Lynbrook, Broward	3
Hallandale Beach, Unknown	3
Blountstown, Liberty	3
Captiva, Lee	3
Deerfield Beach, Palm Beach	3
Orlando, Indian River	3
Orlando, Martin	3
Saint Augustine Beach, St. Johns	3
Putnam Hall, Putnam	3
Village Of Golf, Palm Beach	3
Windermere, Seminole	3
Tampa, Pinellas	3
Winter Park, Alachua	3
Winter Park, Leon	3
Winter Park, Osceola	3
Sunny Hills, Washington	3
Orlando, Union	3
Johns Pass Village, Pinellas	3
Jacksonville, Clay	3
Grandin, Putnam	3
Apopka, Dade	3
Port Salerno, Martin	3
Winter Garden, Polk	3
Eglin, Okaloosa	3
Margate, Unknown	3

# COVID-19: characteristics of 1,136,024 Florida resident cases

Data through Dec 15, 2020 verified as of Dec 16, 2020 at 09:25 AM

Data in this report are provisional and subject to change.

The table below includes the cities and counties of residence for cases in Florida residents based on the patient's ZIP Code. Note that city is not always received as part of the initial notification and may be missing while the case is being investigated.

City and county	Cases
Melrose, Bradford	3
Maitland, Pasco	3
Pp, Unknown	3
Wildlight, Nassau	3
University Of Central Florida, Palm Beach	3
University Of Central Florida, Pinellas	3
Winter Park, Lake	3
Labelle, Lee	3
Apopka, Osceola	3
Brewton, Escambia	3
Ocoee, Broward	3
Missing, Highlands	3
Missing, Hendry	2
Lanark Village, Franklin	2
Otter Creek, Levy	2
Orlando, Holmes	2
Orlando, Sumter	2
Missing, Walton	2
Moore Haven, Hendry	2
Cassadaga, Volusia	2
Lake Harbor, Palm Beach	2
Fort Walton Beach, Walton	2
Dunnellon, Levy	2
Woodside, Broward	2
Windermere, Polk	2
Winter Garden, Brevard	2
Portland, Unknown	2
Pp, Dade	2
Scottsmoor, Brevard	2
University Of Central FI, Dade	2
University Of Central FI, Osceola	2
Lockhart, Seminole	2
Longwood, Orange	2
Madison, Unknown	2
Ocean Breeze, Martin	2
Hialeah, Broward	2
Jacksonville, Dade	2
Florida Power & Light Co, Dade	2
Gibsonia, Polk	2
Alys Beach, Bay	2
Amelia City, Nassau	2
Alligator Point, Wakulla	2
Citrus Ridge, Indian River	2
Tangerine, Lake	2
Pass, Dade	2
Winter Garden, Hillsborough	2
Apopka, Flagler	2
Apopka, Marion	2
Apopka, Sarasota	2
Bonifay, Jackson	2
Clermont, Polk	2
Fort Pierce, Martin	2
Lake Buena Vista, Orange	2
Laurel, Sarasota	2
Lecanto, Marion	2
Ludlam, Dade	2
Oklawaha, Marion	2
Olustee, Baker	2
Ocoee, Duval	2

# COVID-19: characteristics of 1,136,024 Florida resident cases

Data through Dec 15, 2020 verified as of Dec 16, 2020 at 09:25 AM

Data in this report are provisional and subject to change.

The table below includes the cities and counties of residence for cases in Florida residents based on the patient's ZIP Code. Note that city is not always received as part of the initial notification and may be missing while the case is being investigated.

City and county	Cases
Tarpon Springs, Pasco	2
West Palm Beach, Dade	2
Winter Garden, Broward	2
Winter Garden, Dade	2
Windermere, Osceola	2
Winter Park, St. Johns	2
Upper Key Largo, Monroe	2
Saint Petersburg, Hillsborough	2
Saint Augusaintine Beach, St. Johns	2
Seven Springs, Pasco	2
Port Charlotte, Unknown	2
Punta Gorda, Lee	2
Port Saint Lucie, Martin	2
Orlando, Unknown	2
Coconut Creek, Unknown	2
Crawfordville, Leon	2
Cross Creek, Alachua	2
Alligator Point, Franklin	2
Immokalee, Lee	2
Fairfield, Marion	2
Eatonville, Lake	2
Eau Gallie, Brevard	2
Fort Lauderdale, Unknown	2
Miami, Palm Beach	2
None, Dade	2
Los Angeles, Okaloosa	2
Lutz, Pinellas	2
Lake Geneva, Clay	2
Lawtey, Union	2
Lakeland, Hillsborough	2
Venice, Dade	2
Windermere, Hillsborough	2
Winter Park, Collier	2
Winter Park, Duval	2
Winter Park, Hillsborough	2
Winter Park, Volusia	2
Sand Lake, Orange	2
University Of Central Fl, Broward	2
Jupiter Island, Martin	2
Labelle, Collier	2
Lauderhill, Unknown	2
Jonesville, Alachua	2
Miami, Martin	2
Long Beach, Orange	2
Maitland, Palm Beach	2
Okeechobee, Highlands	2
North Port, Charlotte	2
Ocean Reef Club, Monroe	2
New Port Richey, Hillsborough	2
Miramar, Unknown	2
Missing, Washington	2
Alford, Washington	2
Apopka, Duval	2
Dade City, Unknown	2
Day, Lafayette	2
Crestview, Walton	2
Cross Key, Monroe	2
Green Cove Springs, Duval	2
Bowling Green, Polk	2

# COVID-19: characteristics of 1,136,024 Florida resident cases

Data through Dec 15, 2020 verified as of Dec 16, 2020 at 09:25 AM

Data in this report are provisional and subject to change.

The table below includes the cities and counties of residence for cases in Florida residents based on the patient's ZIP Code. Note that city is not always received as part of the initial notification and may be missing while the case is being investigated.

City and county	Cases
Marysville, Dade	2
Oakland Park, Unknown	2
Samoset, Manatee	2
Seguin, Unknown	2
Tampa, Broward	2
Sunrise, Unknown	2
Los Angeles, Dade	2
Land O Lakes, Hillsborough	2
Keystone Heights, Bradford	2
Ocoee, Leon	2
Milligan, Okaloosa	2
Copeland, Collier	2
Cross City, Taylor	2
Carl Fisher, Dade	2
Glenwood, Volusia	2
Fort Lauderdale, Alachua	2
Saint Marys, Nassau	2
Windermere, Lake	2
Winter Park, Highlands	2
Wacissa, Jefferson	2
Pompano Beach, Unknown	2
Sebring, Desoto	2
Tampa, Hernando	2
University Of Central Florida, Lee	2
Wauchula, Desoto	2
Vero Beach, Unknown	2
Yeehaw, Okeechobee	2
Winter Park, Dade	2
000000, Unknown	2
Babcock Ranch, Charlotte	2
Boynton Beach, Broward	2
Cape Haze, Charlotte	2
Bristol, Calhoun	2
Conch Key, Monroe	2
Jacksonville Naval Hospital, Duval	2
Longview, Dade	2
Jacksonville, Nassau	2
Melrose, Clay	2
Mesa, Unknown	2
Okeechobee, Lake	2
Newberry, Gilchrist	2
Miramar, Dade	2
Missing, Osceola	2
Ormond Beach, Flagler	2
Panama City, Unknown	2
Pembroke Pines, Dade	1
Pensacola, Sumter	1
Perth Amboy, Hillsborough	1
Paducah, Manatee	1
Oldsrav, Manatee	1
Middletown, Osceola	1
Monroe, Hillsborough	1
North Laud, Unknown	1
Macclenny, Duval	1
Mayaguez, Dade	1
Longwood, Broward	1
Lucedale, St. Lucie	1
Interlachen, Duval	1
Hialeahgardens, Dade	1



# COVID-19: characteristics of 1,136,024 Florida resident cases

Data through Dec 15, 2020 verified as of Dec 16, 2020 at 09:25 AM

Data in this report are provisional and subject to change.

The table below includes the cities and counties of residence for cases in Florida residents based on the patient's ZIP Code. Note that city is not always received as part of the initial notification and may be missing while the case is being investigated.

City and county	Cases
Hosford, Calhoun	1
Cincinnati, Dade	1
Circle Pines, St. Lucie	1
Champions Gate, Osceola	1
Dracut, Orange	1
Davie, Unknown	1
Dayton, Orange	1
Gibsonton, Unknown	1
Greenbrier, Bay	1
Floral, Okaloosa	1
Edgewood, Broward	1
Bronson, Alachua	1
Brooker, Alachua	1
Bonita, Lee	1
Brandon, Pinellas	1
Baker, Santa Rosa	1
Alva, Escambia	1
Arcadia, Highlands	1
Armstrong, St. Johns	1
Atl, Brevard	1
Belmont, Santa Rosa	1
Blountstown, Broward	1
Belle Isle, Duval	1
Wtixrat, Dade	1
Windermere, Volusia	1
Ventura, Orange	1
Westlake Village, Unknown	1
Watersound, Bay	1
Unk, Duval	1
Trenton, Dixie	1
Unknown, Unknown	1
Umatilla, Marion	1
Sunrise, Dade	1
Tallahassee, Madison	1
Toms River, Lee	1
Tourist, Dade	1
Sebring, Glades	1
Sharpes, Brevard	1
Sorrento, Orange	1
Summerfield, Unknown	1
Powell, Lee	1
Puerto Rico, Unknown	1
Randolph, Orange	1
Sanford, Orange	1
Saint Petersburg, Charlotte	1
Saint Lucie Village, St. Lucie	1
Waipahu, Santa Rosa	1
Ward, Polk	1
Wellborn, Columbia	1
Venetian Islands, Dade	1
Syracuse, Polk	1
Tallahassee, Dade	1
Tamarac, Dade	1
Tampa, Unknown	1
Tarpon Springs, Unknown	1
Tavares, Orange	1
Town Of Nocatee, St. Johns	1
University Of Central Fl, Pinellas	1
Unkn, Duval	1

# COVID-19: characteristics of 1,136,024 Florida resident cases

Data through Dec 15, 2020 verified as of Dec 16, 2020 at 09:25 AM

Data in this report are provisional and subject to change.

The table below includes the cities and counties of residence for cases in Florida residents based on the patient's ZIP Code. Note that city is not always received as part of the initial notification and may be missing while the case is being investigated.

City and county	Cases
Unknown, Volusia	1
Woodbine, Nassau	1
Winter Garden, Duval	1
West Yarmouth, St. Lucie	1
Winter Garden, Marion	1
Winter Park, Citrus	1
Winter Park, Hendry	1
Suitland, Volusia	1
Shirley, Flagler	1
Seminole, Leon	1
Russellville, Bay	1
Saint Joseph, Volusia	1
San Antonio, Orange	1
Piasa, Putnam	1
Pass-A-Grille Beach, Pinellas	1
Pembroke Lakes, Broward	1
Port Saint Lucie, Palm Beach	1
Prattville, Hillsborough	1
Prestonsburg, Bay	1
Quincy, Jackson	1
Rapid City, Broward	1
Red Bay, Holmes	1
Fort Lauderdale, Leon	1
Fort White, Clay	1
Far Rockaway, Dade	1
Downingtown, Hillsborough	1
Deer Park, Dade	1
Deerfield Beach, Unknown	1
Deland, Seminole	1
Greensburg, Palm Beach	1
Hiawassee, Osceola	1
Hernando, Marion	1
Hialeah, Collier	1
Garden City, Alachua	1
Gaylord, Orange	1
Gurabo, Osceola	1
Haines Creek, Lake	1
Hallandale, Unknown	1
Carmel, Orange	1
Caracas, Dade	1
Brandon, Unknown	1
Brooklyn, Dade	1
Brooklyn, Lee	1
Dallas, Hernando	1
Coconut Ck, Unknown	1
Chicago, Unknown	1
Apopka, Brevard	1
Apopka, Clay	1
Apopka, Polk	1
Asheville, Highlands	1
Astoria, Broward	1
Bartow, Hardee	1
Boca Raton, Broward	1
Belle Isle, Osceola	1
Bel Air, Collier	1
Alachua, Duval	1
Alpharetta, Broward	1
Monroe Township, Palm Beach	1
Moore Haven, Okeechobee	1

# COVID-19: characteristics of 1,136,024 Florida resident cases

Data through Dec 15, 2020 verified as of Dec 16, 2020 at 09:25 AM

Data in this report are provisional and subject to change.

The table below includes the cities and counties of residence for cases in Florida residents based on the patient's ZIP Code. Note that city is not always received as part of the initial notification and may be missing while the case is being investigated.

City and county	Cases
Morrisville, Unknown	1
Milford, Lee	1
Micanopy, Marion	1
Mckinney, Broward	1
Miamc, Dade	1
North Palm Beach, Orange	1
Northport, Sarasota	1
Oakland, Lee	1
Orlando, Putnam	1
Orlo Vista, Orange	1
Other, Dade	1
Kingsland, Nassau	1
Lake Butler, Alachua	1
Lakeland, Unknown	1
Knoxville, Bay	1
Las Vegas, Palm Beach	1
Ldhl, Broward	1
Hoclywsod, Dade	1
Homeless, Hillsborough	1
Homeless, Monroe	1
Homeless, Pinellas	1
Indian Rocks Beach, Duval	1
Key West, Duval	1
Jefferson, Dade	1
Jonesboro, Leon	1
Jupiter, Dade	1
Jupiter, St. Lucie	1
Kenilworth, Leon	1
Surprise, Unknown	1
St Cloud, Orange	1
Syracuse, Unknown	1
Twentynine Palms, Broward	1
University Of Central Florida, Duval	1
Unknown, Manatee	1
Venezuela, Unknown	1
San Marcos, Unknown	1
Sarasota, Unknown	1
Saint Petersburg, Bay	1
Ridgewood, Lee	1
Roseville, Broward	1
North Porte, Unknown	1
Notrealville, Polk	1
Ocoee, Manatee	1
Okeechobi, Unknown	1
Orem, Dade	1
Orlando, Clay	1
Orlando, Gadsden	1
Pooler, Broward	1
Port Canaveral, Brevard	1
Plantation Key, Monroe	1
Plantation, Leon	1
Pensacola, Dade	1
Panomo City, Bay	1
Orlando, Walton	1
Oviedo, Lake	1
Xifamk, Dade	1
Winfield, Hillsborough	1
Winter Garden, Lee	1
Winter Garden, Unknown	1

# COVID-19: characteristics of 1,136,024 Florida resident cases

Data through Dec 15, 2020 verified as of Dec 16, 2020 at 09:25 AM

Data in this report are provisional and subject to change.

The table below includes the cities and counties of residence for cases in Florida residents based on the patient's ZIP Code. Note that city is not always received as part of the initial notification and may be missing while the case is being investigated.

City and county	Cases
Winter Park, Bay	1
Vernon, Walton	1
Whippany, Volusia	1
Miami Dade, Unknown	1
Metter, Manatee	1
Miamksaohes, Dade	1
Missing, Lafayette	1
Monument, Broward	1
Morrisville, Palm Beach	1
Mokena, Lee	1
Mulberry, Hillsborough	1
North Brunswick, St. Lucie	1
North Lauderdale, Unknown	1
Greensboro, Leon	1
Irmo, Unknown	1
Island Grove, Alachua	1
Jacksonville, Baker	1
Key West, Palm Beach	1
Kilgore, Dade	1
Jupiter Inlet, Palm Beach	1
Land O Lakes, Unknown	1
Landolakes, Unknown	1
Lawton, Okaloosa	1
Lima, Volusia	1
Lutz, Unknown	1
Macclenny, Dixie	1
Madison, Jefferson	1
Boyton Beach, Palm Beach	1
Bogota, Unknown	1
Bradenton, Lee	1
Callahan, Duval	1
Clarcona, Seminole	1
Clearwater, Leon	1
Cape San Blas, Gulf	1
Alafaya, Pinellas	1
Apopka, Leon	1
Atlanta, Walton	1
Attalla, Broward	1
Azalea Park, Lake	1
Azalea Park, Polk	1
Glen Cove, Unknown	1
Glen Saint Mary, Duval	1
Gainesville, Levy	1
Fleming Island, Duval	1
Crystal River, Marion	1
Crestview, Broward	1
Deerfield Beach, Polk	1
Defuniak Springs, Okaloosa	1
Eatonville, Hillsborough	1
Boys Ranch, Suwannee	1
Celebration, Orange	1
Coal City, Pasco	1
Delray Beach, Broward	1
Apo, Collier	1
Addison, Pasco	1
Alafaya, Dade	1
Arabi, Orange	1
At Large, Broward	1
Austin, Dade	1

# COVID-19: characteristics of 1,136,024 Florida resident cases

Data through Dec 15, 2020 verified as of Dec 16, 2020 at 09:25 AM

Data in this report are provisional and subject to change.

The table below includes the cities and counties of residence for cases in Florida residents based on the patient's ZIP Code. Note that city is not always received as part of the initial notification and may be missing while the case is being investigated.

City and county	Cases
Azalea Park, Broward	1
Belle Isle, Seminole	1
Apopka, Alachua	1
Apopka, Citrus	1
Big Torch Key, Monroe	1
Black, Holmes	1
Boca Raton, Lee	1
Bonifay, Unknown	1
Fort Worth, Broward	1
Franklin, Orange	1
Gainesville, Santa Rosa	1
East Rockland Key, Monroe	1
Crescent City, Marion	1
Crestview, Unknown	1
Fort Lauderdale, Lee	1
Fort Pierce, Brevard	1
High Springs, Columbia	1
Gwynn Oak, Polk	1
Indianapolis, Lee	1
Jena, Taylor	1
Missing, Desoto	1
Missing, Flagler	1
Newaygo, Charlotte	1
Na, Dade	1
Naples, Leon	1
Pine Hills, Polk	1
Pensacola Naval Hospital, Escambia	1
Painted Post, Pasco	1
Palatka, Marion	1
Mattoon, Lee	1
Milford, Bay	1
Littleton, St. Johns	1
Los Angeles, Orange	1
Marianna, Washington	1
Mary Esther, Hillsborough	1
Lake Worth, Unknown	1
Land, Unknown	1
Lecanto, Palm Beach	1
Lake In The Hills, Broward	1
Jupiter, Pinellas	1
Kansas City, Palm Beach	1
Surfside Beach, Orange	1
Tavares, Unknown	1
Temple, Palm Beach	1
Sun City Center, Lee	1
St Peterburg, Orange	1
Stiamk, Dade	1
Scottsdale, Brevard	1
Pompano Beach, Dade	1
Pompano Beach, Osceola	1
Port Charlotte, Lee	1
Port Richey, Unknown	1
Port Saint Lucie, Marion	1
Port St Luice, Unknown	1
Port St. Lucie, St. Lucie	1
Rivera Beach, Unknown	1
Saint Petersburg, Duval	1
Roswell, Bay	1
Ruskin, Manatee	1

# COVID-19: characteristics of 1,136,024 Florida resident cases

Data through Dec 15, 2020 verified as of Dec 16, 2020 at 09:25 AM

Data in this report are provisional and subject to change.

The table below includes the cities and counties of residence for cases in Florida residents based on the patient's ZIP Code. Note that city is not always received as part of the initial notification and may be missing while the case is being investigated.

City and county	Cases
Winter Springs, Orange	1
Youngstown, Washington	1
Zellwood, Brevard	1
Zellwood, Osceola	1
Winter Park, Manatee	1
Winter Park, Palm Beach	1
Winter Park, Pinellas	1
Winnetka, Dade	1
Unknown, Duval	1
West Hollywood, Broward	1
Weston, Unknown	1
Wildwood, Lee	1
West Palm Beach, Unknown	1
Lewisburg, Pasco	1
Jerusalem, St. Johns	1
La Grange, Dade	1
Lake City, Hamilton	1
Maitland, Dade	1
Marshall, Dade	1
Louisville, Manatee	1
Los Angeles Ca, Unknown	1
Littleton, Dade	1
Navarre, Okaloosa	1
Newark, Broward	1
Newburgh, Bay	1
Okeechobee, Glades	1
Oooooo, Unknown	1
North Pole, Seminole	1
North Port, Lee	1
Miami, Hillsborough	1
Middlesburg, Duval	1
Mount Pleasant, Gadsden	1
Missing, Jackson	1
Gotha, Palm Beach	1
Fort Myers, Unknown	1
Fort Pierce, Unknown	1
Edgewood, Osceola	1
Eatonville, Osceola	1
Homeless, Polk	1
Homosassa, Hernando	1
Harrison, Pinellas	1
Granada Hills, Broward	1
Hailandale, Unknown	1
Hialeah, Bay	1
Anaheim, Unknown	1
Alafaya, Palm Beach	1
Athens, Duval	1
Bogota, Orange	1
Belle Isle, Dade	1
Bronx, Palm Beach	1
Cypress, Leon	1
Deland, St. Lucie	1
Deltona, Orange	1
Clermont, Osceola	1
Clewiston, Glades	1
Cartersville, Unknown	1
Orlando, Washington	1
Orem, Broward	1
Peoria, Unknown	1



# COVID-19: characteristics of 1,136,024 Florida resident cases

Data through Dec 15, 2020 verified as of Dec 16, 2020 at 09:25 AM

Data in this report are provisional and subject to change.

The table below includes the cities and counties of residence for cases in Florida residents based on the patient's ZIP Code. Note that city is not always received as part of the initial notification and may be missing while the case is being investigated.

City and county	Cases
Pacifica, Dade	1
Palm Coast, Polk	1
Palm Coast, Volusia	1
Parker, Dade	1
Port Everglades, Broward	1
Rex, Duval	1
Saint Johns, Unknown	1
Rye, Duval	1
Seybold, Dade	1
Saint Petersburg, St. Lucie	1
Saxis, Lee	1
Sebring, Lee	1
Sun City Center, Hardee	1
Spring Hill , Hernando	1
Starke, Clay	1
Stone Mountain, Palm Beach	1
Washington, Unknown	1
Wekiva Springs, Seminole	1
Tulsa, Orange	1
University Of Central Fl, Clay	1
Tallahassee, Duval	1
Tampa, Palm Beach	1
Winter Garden, Pinellas	1
Winter Park, Calhoun	1
Winter Park, Indian River	1
Winter Park, Lee	1
Windermere, Pasco	1
West Villages, Sarasota	1
Wichita, Volusia	1
Windermere, Broward	1
Zolfo Springs, Polk	1
Wesley Chapel, Alachua	1
Tewksbury, Orange	1
University Of Central Florida, Monroe	1
Tangerine, Seminole	1
Tampa Palms, Hillsborough	1
Steinhatchee, Madison	1
Soldotna, Broward	1
South Burlington, Orange	1
Ocoee, Lee	1
Ocoee, Volusia	1
Okeechobee, St. Lucie	1
Opalocka, Dade	1
Palm Coast, Duval	1
Orlando, Hendry	1
Orlando, Levy	1
Palm Springs North, Dade	1
Pineland, Lee	1
Perry, Leon	1
Provincetown, Collier	1
Saint Johns, Orange	1
San Antonio, Sarasota	1
San Antonio, Unknown	1
Sanford, Volusia	1
Weston, Dade	1
Wheaton, Lee	1
Magnolia Square, Osceola	1
Maitland, Alachua	1
Lemoyne, Manatee	1

# COVID-19: characteristics of 1,136,024 Florida resident cases

Data through Dec 15, 2020 verified as of Dec 16, 2020 at 09:25 AM

Data in this report are provisional and subject to change.

The table below includes the cities and counties of residence for cases in Florida residents based on the patient's ZIP Code. Note that city is not always received as part of the initial notification and may be missing while the case is being investigated.

City and county	Cases
Melrose, Alachua	1
Miamf, Dade	1
Miami G, Dade	1
Miami, Collier	1
Marianna, Calhoun	1
Oakland, Lake	1
Oakland, Leon	1
Naples, Orange	1
New Richmond, Volusia	1
Lake Placid, Alachua	1
Las Vegas, Orange	1
Kingsland, Duval	1
Kissimmee, Brevard	1
Greenville, Jefferson	1
Gotha, Leon	1
Gilmer, Dade	1
Holt, Santa Rosa	1
Haverford, Hillsborough	1
Hispanic, St. Lucie	1
Estero, Collier	1
Fanning Springs, Levy	1
Cumberland, Palm Beach	1
Dade City, Hillsborough	1
Crestview, Holmes	1
Columbus, Brevard	1
Cookeville, Seminole	1
Dallas, Lee	1
De Leon Springs, Putnam	1
Deland, Lake	1
Deland, Polk	1
Doctors Inlet, Clay	1
Clear Brook, Lee	1
Clermont, Orange	1
Boca Raton, Unknown	1
Bohealia, Lee	1
Blowing Rock, Polk	1
Carol Stream, Orange	1
Charlotte, Pasco	1
Apopka, St. Lucie	1
Belle Isle, Polk	1
Apopka, Manatee	1
99, Unknown	1
Alanson, Bay	1
Aollywoss, Dade	1
Woodland Hills, Brevard	1
Pine Hills, Broward	1
Port Saint Lucie, Broward	1
Port Saint Lucie, Indian River	1
Orem, Sarasota	1
Palm City, Unknown	1
Oviedo, Leon	1
Porter Ranch, Dade	1
Raiford, Bradford	1
Riverview, Manatee	1
Pompano Beach, Alachua	1
Steinhatchee, Alachua	1
Saint Teresa, Wakulla	1
San Diego, Unknown	1
Russellville, Hillsborough	1

# COVID-19: characteristics of 1,136,024 Florida resident cases

Data through Dec 15, 2020 verified as of Dec 16, 2020 at 09:25 AM

Data in this report are provisional and subject to change.

The table below includes the cities and counties of residence for cases in Florida residents based on the patient's ZIP Code. Note that city is not always received as part of the initial notification and may be missing while the case is being investigated.

City and county	Cases
Saint Augustine, Okaloosa	1
Tampa, Manatee	1
University Of Central Fl, Pasco	1
Vero Beach, Brevard	1
Village Of Palm Springs, Palm Beach	1
Webster, Pasco	1
Westerville, Hillsborough	1
Winderemere, Orange	1
Windermere, Dade	1
Winston Salem, Unknown	1
Wilbur By The Sea, Volusia	1
Willowbrook, Lee	1
University Of Central Florida, Hillsborough	1
Wellington, Unknown	1
Chipley, Holmes	1
Chipley, Jackson	1
Colorado Springs, Unknown	1
Conifer, Lee	1
Bryn Mawr, Palm Beach	1
Camden Wyoming, Duval	1
Chattanooga, Dade	1
Alva, Collier	1
333, Unknown	1
Alafaya, Volusia	1
Allentown, Putnam	1
Amelia Village, Nassau	1
Apple Creek, Citrus	1
Azalea Park, Osceola	1
Fortlauderdale, Unknown	1
Ft Pierce, Unknown	1
Garland, Orange	1
Everett, Dade	1
Fort Denaud, Glades	1
Fl State Lot, Leon	1
El Paso, Unknown	1
Eatonville, Seminole	1
Destin, Unknown	1
Jeffersonville, Broward	1
Lauderdale Hill, Unknown	1
Live Oak, Columbia	1
Lake Worth, Broward	1
Hickory, Lee	1
Hallandate Ben, Unknown	1
Homeless, Dade	1
Ocala, Unknown	1
Old Town, Gilchrist	1
Ocoee, Hillsborough	1
N/A, Duval	1
Naples, Alachua	1
Miamii, Dade	1
Miamt, Dade	1
Mid Florida, Seminole	1
Middleburg, Duval	1
University Of Central Fl, St. Johns	1
University Of Central Florida, Dade	1
Tinley Park, Lee	1
Sumatra, Liberty	1
Springhill, Unknown	1
Telluride, Lee	1

# COVID-19: characteristics of 1,136,024 Florida resident cases

Data through Dec 15, 2020 verified as of Dec 16, 2020 at 09:25 AM

Data in this report are provisional and subject to change.

The table below includes the cities and counties of residence for cases in Florida residents based on the patient's ZIP Code. Note that city is not always received as part of the initial notification and may be missing while the case is being investigated.

City and county	Cases
South Otselic, Dade	1
Saint Petersburg, Dade	1
San Juan, Osceola	1
San Pedro Sula, Dade	1
Richmond Heights, Dade	1
Rochester, Lee	1
Rosemary Beach, Bay	1
Winter Garden, Sumter	1
Wimauma, Manatee	1
Windermere, Lee	1
Unknown, Orange	1
Wayne, Dade	1
West Simsbury, Collier	1
Fdsf, Unknown	1
Fwb, Unknown	1
Gastonia, Polk	1
Knoxville, Duval	1
Green, Clay	1
Gulf Shores, Escambia	1
Havanna, Gadsden	1
Hialeah Lakes, Dade	1
Hilliard, Dade	1
Hollywood, Leon	1
Holt, Unknown	1
Humble, Broward	1
Bryn Mawr, Collier	1
Apopka, Palm Beach	1
Aspen, Palm Beach	1
Azalea Park, Sarasota	1
Bartow, Unknown	1
Boca Rotan, Unknown	1
Clermont, Unknown	1
Duke Field Air Force Station, Okaloosa	1
Deltona , Volusia	1
Columbia, Orange	1
Coral Springs, Unknown	1
Cornelius, Leon	1
Crestview, Dade	1
Dade City, Polk	1
Dania, Unknown	1
Darien, Pasco	1
New Vernon, Sarasota	1
New York, Broward	1
Oakland, Broward	1
Oakland, Manatee	1
Opa Locka, Unknown	1
Ocoee, Polk	1
Pensacola, Santa Rosa	1
Plant City, Pinellas	1
Plantation, Unknown	1
Ponce, Orange	1
Port Charlotte Fl, Unknown	1
Lakewood, Unknown	1
Los Angeles, Polk	1
Maitland, Unknown	1
Melbourne, Orange	1
Miami Beach, Palm Beach	1
Miami Granders, Dade	1
Minneapolis, Broward	1

# COVID-19: characteristics of 1,136,024 Florida resident cases

Data through Dec 15, 2020 verified as of Dec 16, 2020 at 09:25 AM

Data in this report are provisional and subject to change.

The table below includes the cities and counties of residence for cases in Florida residents based on the patient's ZIP Code. Note that city is not always received as part of the initial notification and may be missing while the case is being investigated.

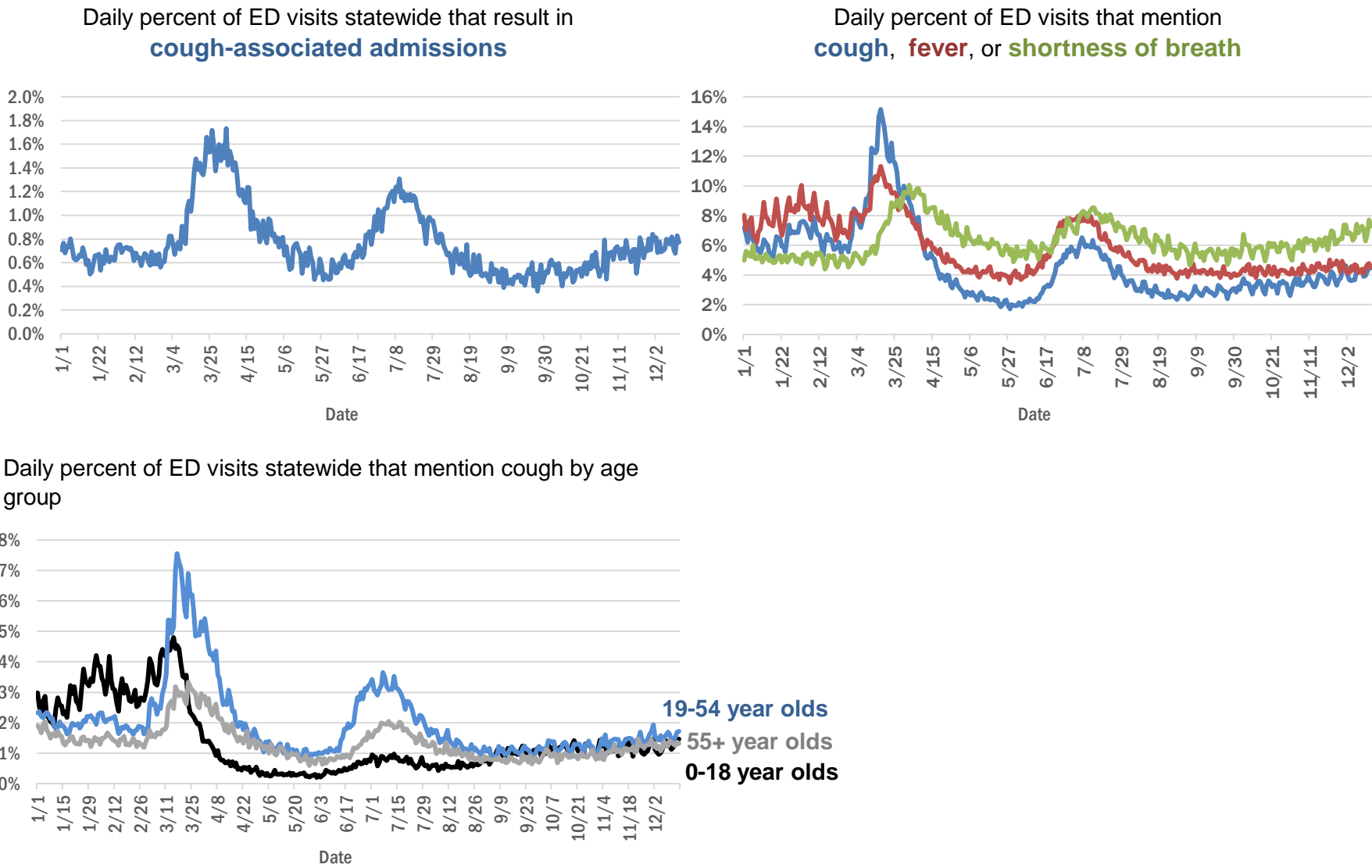
City and county	Cases
Minneapolis, Collier	1
Missing, Taylor	1
Myakka, Duval	1
Naples, Broward	1
Naugatuck, Lee	1
Total	1,136,024

# COVID-19: additional surveillance information

Data through Dec 15, 2020 verified as of Dec 16, 2020 at 09:25 AM

Data in this report are provisional and subject to change.

## Statewide emergency department (ED) chief complaint and admission data



The Electronic Surveillance System for the Early Notification of Community-Based Epidemics (ESSENCE-FL) includes chief complaint data from 211 of 211 Florida EDs. Data are transmitted electronically to ESSENCE-FL daily or hourly.



# COVID-19: testing by laboratory

Data through Dec 15, 2020 verified as of Dec 16, 2020 at 09:25 AM

Data in this report are provisional and subject to change.

The numbers in the table below represent the number of Florida and non-Florida residents for whom test results were received by the Department of Health. A person can be tested by more than one laboratory and can have both positive and negative results. **Therefore, the sum of the numbers in each column will be larger than the total number of people tested.**

Reporting lab	Inconclusive	Negative	Positive	Percent positive	Total
LABORATORY CORPORATION OF AMERICA	2,069	1,290,054	161,387	11%	1,453,510
QUEST DIAGNOSTICS	9,543	1,153,521	160,548	12%	1,323,612
CURATIVE LABS	8,393	842,065	104,085	11%	954,543
BIO REFERENCE LABORATORIES, INC	7,252	749,532	136,406	15%	893,190
GENETWORX	661	390,603	32,931	8%	424,195
REALTOX LABS LLC	3,915	352,572	56,346	14%	412,833
HELIX	3,486	293,130	42,644	13%	339,260
EAST FLORIDA STATE COLLEGE - BREVARD		212,891	26,988	11%	239,879
RCA LABORATORY SERVICES, LLC		198,276	14,595	7%	212,871
NOMI HEALTH LAB SERVICES		172,657	19,502	10%	192,159
IMPACT HEALTH BIOMETRIC TESTING, INC	862	157,147	16,113	9%	174,122
ELABNETWORK	1,058	132,075	10,935	8%	144,068
MAKO GENOMICS	5,882	115,161	18,981	14%	140,024
BPHL-JACKSONVILLE	18	116,324	18,420	14%	134,762
NORTHWEST LABORATORY	246	120,954	6,735	5%	127,935
MAYO CLINIC LABORATORIES	282	111,223	12,071	10%	123,576
ADVENTHEALTH LAB	98	105,239	10,633	9%	115,970
ADVENT HEALTH LAB	112	101,260	13,957	12%	115,329
MEDICAL DIAGNOSTIC LABORATORIES	968	97,725	13,992	12%	112,685
BAYCARE LABORATORIES LLC	468	102,020	8,699	8%	111,187
MEMORIAL REGIONAL HOSPITAL SOUTH	22	87,276	17,207	16%	104,505
BIOCOLLECTIONS WORLDWIDE, INC	612	92,084	11,807	11%	104,503
BPHL-MIAMI	225	89,292	14,507	14%	104,024
REAL DIAGNOSTICS	545	89,270	11,407	11%	101,222
ASCENSION SACRED HEART HOSPITAL - PENSACOLA	2	88,703	11,679	12%	100,384
KORVALABS, INC	1,281	90,638	4,642	5%	96,561
ORLANDO HEALTH SYSTEM	595	87,239	8,404	9%	96,238
FULGENT DIAGNOSTICS LABORATORY	1,346	76,254	6,884	8%	84,484
SUNPATH MEDICAL DIAGNOSTICS LABORATORY	709	67,780	9,803	13%	78,292
TAMPA GENERAL HOSPITAL	4	71,646	5,809	7%	77,459
UF HEALTH MEDICAL LAB	33	70,133	5,808	8%	75,974
BPHL-TAMPA (SPECTRUM BLVD)	45	64,749	10,990	15%	75,784
DIATHERIX LABORATORIES		63,771	8,970	12%	72,741
TESTING MATTERS INC	61	61,160	7,915	11%	69,136
AKESOGEN		56,396	9,186	14%	65,582
CDR MAGUIRE - HEALTH CARE CENTER		53,680	7,596	12%	61,276
BAPTIST HEALTH SOUTH FLORIDA	230	51,949	8,052	13%	60,231
ASCENSION ST VINCENT'S - RIVERSIDE	1	51,187	6,013	11%	57,201
JACKSON MEMORIAL HOSPITAL CLINICAL LAB	79	46,810	8,755	16%	55,644
ARUP LABORATORIES	16	49,949	2,899	5%	52,864
LAKELAND REGIONAL MEDICAL CENTER	119	46,256	5,125	10%	51,500
UF HEALTH SHANDS HOSPITAL	304	47,787	2,928	6%	51,019
AMERICAN HEALTH ASSOCIATES	9	46,992	3,487	7%	50,488
PWNHEALTH	65	43,870	3,364	7%	47,299
AIT LABORATORIES		41,445	4,719	10%	46,164
VIRACOR EUROFINS		34,829	9,697	22%	44,526
SOUTH MIAMI HOSPITAL LAB	175	36,889	4,807	11%	41,871

# COVID-19: testing by laboratory

Data through Dec 15, 2020 verified as of Dec 16, 2020 at 09:25 AM

Data in this report are provisional and subject to change.

The numbers in the table below represent the number of Florida and non-Florida residents for whom test results were received by the Department of Health. A person can be tested by more than one laboratory and can have both positive and negative results. **Therefore, the sum of the numbers in each column will be larger than the total number of people tested.**

Reporting lab	Inconclusive	Negative	Positive	Percent positive	Total
BAPTIST HEALTH - JACKSONVILLE	4	34,948	2,369	6%	37,321
TALLAHASSEE MEMORIAL HOSPITAL	154	33,386	3,732	10%	37,272
APPLIED INGENUITY DIAGNOSTICS LLC		35,538	1,632	4%	37,170
ORANGE COUNTY CONVENTION CENTER		33,330	3,652	10%	36,982
MIAMI DADE COUNTY☐		32,093	3,527	10%	35,620
WALGREENS	30	27,953	5,079	15%	33,062
LEE HEALTH - CAPE CORAL HOSPITAL	3	27,367	4,360	14%	31,730
BROWARD GENERAL MEDICAL CENTER-CLINICAL LAB	2	28,056	2,851	9%	30,909
SARASOTA MEMORIAL HOSPITAL MAIN LAB	12	28,220	2,154	7%	30,386
INGENIOUS PERSONALIZED MEDICINE	133	24,628	4,700	16%	29,461
UNIVERSITY OF MIAMI HOSPITAL	32	26,437	2,791	10%	29,260
MILLENNIUM PHYSICIAN GROUP	17	24,973	4,205	14%	29,195
NICKLAUS CHILDREN'S HOSPITAL	53	24,355	3,477	12%	27,885
FLORIDA HOSPITAL - TAMPA	37	25,714	2,094	8%	27,845
UF HEALTH JACKSONVILLE	42	25,457	2,335	8%	27,834
ECCO LAB GROUP CO	386	22,451	3,758	14%	26,595
NORTH FLORIDA REGIONAL MEDICAL CENTER		20,556	2,108	9%	22,664
ST JOSEPHS HOSPITAL LABORATORY	19	19,913	2,576	11%	22,508
MOUNT SINAI MEDICAL CENTER	7	20,523	1,975	9%	22,505
BRANDON REGIONAL HOSPITAL		19,388	2,288	11%	21,676
GENESIS REFERENCE LABORATORIES		19,595	1,783	8%	21,378
STATLAB_MOBILE	1	19,242	1,984	9%	21,227
JUPITER MEDICAL CENTER LAB	54	19,264	1,702	8%	21,020
ACCESS DX LABORATORY	197	18,867	1,895	9%	20,959
PALMETTO GENERAL HOSPITAL LAB	3	17,313	3,623	17%	20,939
ADVENT HEALTH - DAYTONA BEACH	32	18,883	1,436	7%	20,351
JFK MEDICAL CENTER LAB	1	18,015	2,233	11%	20,249
NAPLES COMMUNITY HOSPITAL	60	17,437	1,780	9%	19,277
LAB DIAGNOSTICS LLC	376	13,005	5,159	28%	18,540
INTEGRATED REGIONAL LABORATORIES LLP		15,564	2,273	13%	17,837
PANCARE OF FLORIDA INC		15,920	1,618	9%	17,538
ADVENTIST HEALTH SYSTEMS SUNBELT INC DBA		16,721	763	4%	17,484
AVENTUS BIO LABS	16	15,166	2,015	12%	17,197
BIOCERNA LABS	461	14,582	2,112	12%	17,155
PATIENTS FIRST LAKE ELLA MEDICAL CENTER PA		14,530	2,606	15%	17,136
HEALTH CENTER AT SINAI RESIDENCES		16,537	456	3%	16,993
DRS CLACK SPENCER WHITE & MCCORMACK PA D/B/A		15,309	1,483	9%	16,792
SAINT MARY'S MEDICAL CENTER	22	14,543	1,694	10%	16,259
MORTON PLANT HOSPITAL-ADLER INSTITUTE	10	14,801	1,435	9%	16,246
EXACT SCIENCES LABORATORIES		13,839	1,182	8%	15,021
HEALTHLINK DIAGNOSTIC LABORATORIES	110	13,653	1,104	7%	14,867
INDIAN RIVER MEDICAL CENTER LAB		13,669	849	6%	14,518
HOLY CROSS HOSPITAL CLINICAL LAB	1	13,524	839	6%	14,364
STS LAB 2 LLC	6	13,825	433	3%	14,264

# COVID-19: testing by laboratory

Data through Dec 15, 2020 verified as of Dec 16, 2020 at 09:25 AM

Data in this report are provisional and subject to change.

The numbers in the table below represent the number of Florida and non-Florida residents for whom test results were received by the Department of Health. A person can be tested by more than one laboratory and can have both positive and negative results. **Therefore, the sum of the numbers in each column will be larger than the total number of people tested.**

Reporting lab	Inconclusive	Negative	Positive	Percent positive	Total
CLEVELAND CLINIC HOSPITAL LAB	4	12,166	1,545	11%	13,715
LEESBURG REGIONAL MEDICAL CENTER		12,189	1,257	9%	13,446
WELLINGTON REGIONAL MED CTR LAB	5	11,898	1,451	11%	13,354
WATSON CLINIC LLP		11,205	1,988	15%	13,193
OSCEOLA REGIONAL MEDICAL CENTER	1	11,572	1,594	12%	13,167
RUTGERS CLINICAL GENOMICS LABORATORY	44	12,415	448	3%	12,907
HOMESTEAD HOSPITAL CLINICAL LABORATORY	25	10,694	2,160	17%	12,879
MEMORIAL HOSPITAL JACKSONVILLE	8	10,596	1,921	15%	12,525
DWIC OF TAMPA BAY INC		11,969	519	4%	12,488
FLORIDA HOSPITAL WATERMAN LABORATORY	70	10,997	855	7%	11,922
MEMORIAL REGIONAL HOSPITAL CLINICAL LABORATORY	10	10,998	747	6%	11,755
ST MARKS HOSPITAL LABORATORY B	78	10,627	1,002	9%	11,707
NORTHWEST MEDICAL CENTER	1	10,097	1,385	12%	11,483
LEE HEALTH - LEE MEMORIAL HOSPITAL		8,657	2,825	25%	11,482
WEST KENDALL BAPTIST HOSPITAL	9	9,349	2,113	18%	11,471
DELRAY MEDICAL CENTER LAB	3	10,310	1,051	9%	11,364
ORANGE PARK MEDICAL CENTER	9	9,604	1,738	15%	11,351
PWN HEALTH	17	9,297	2,004	18%	11,318
PRIVA PATH LABS	50	10,622	543	5%	11,215
BETHESDA HOSPITAL EAST		10,197	928	8%	11,125
LAWNWOOD REGIONAL MEDICAL CENTER	1	9,538	1,347	12%	10,886
OAK HILL HOSPITAL		9,823	1,054	10%	10,877
BAPTIST HEALTH - SOUTH		10,018	747	7%	10,765
ST ANTHONY'S HOSPITAL LAB	16	9,474	1,064	10%	10,554
WINTER HAVEN HOSPITAL CLINICAL LABORATORY	3	8,995	1,446	14%	10,444
LARKIN COMMUNITY HOSPITAL INC DBA CARDIOTROPIC		6,820	3,621	35%	10,441
UHEALTH CORAL GABLES/LENNAR MED CTR	3	9,790	571	6%	10,364
CLEVELAND CLINIC TRADITION HOSPITAL		9,678	592	6%	10,270
LARGO MEDICAL CENTER		9,199	989	10%	10,188
BAYFRONT HEALTH - ST PETERSBURG	16	8,787	1,349	13%	10,152
GOOD SAMARITAN MEDICAL CENTER LAB	1	8,690	1,267	13%	9,958
SRQ DRIVE THROUGH		8,944	905	9%	9,849
LARKIN COMMUNITY HOSPITAL	10	8,498	1,302	13%	9,810
WESTSIDE REGIONAL MED CTR	2	8,335	1,329	14%	9,666
COAST DIAGNOSTICS LLC	29	8,867	732	8%	9,628
NOMI_HEALTH		8,482	1,142	12%	9,624
PALM BEACH BALL PARK		8,605	996	10%	9,601
MERCY HOSPITAL A CAMPUS OF PLANTATION GEN HOSP LAB	1	7,943	1,521	16%	9,465
MALABAR MEDICAL WALK IN CLINIC		8,279	1,152	12%	9,431
MEASE COUNTRYSIDE LAB	3	8,496	839	9%	9,338
AVECINA	17	8,727	582	6%	9,326
ST JOSEPHS HOSPITAL	8	8,236	1,062	11%	9,306
GULF COAST MEDICAL CENTER MICROLAB		7,288	2,014	22%	9,302
VISTA CLINICAL DIAGNOSTICS	142	8,428	675	7%	9,245
PALMS WEST HOSPITAL LAB	2	7,965	1,271	14%	9,238

# COVID-19: testing by laboratory

Data through Dec 15, 2020 verified as of Dec 16, 2020 at 09:25 AM

Data in this report are provisional and subject to change.

The numbers in the table below represent the number of Florida and non-Florida residents for whom test results were received by the Department of Health. A person can be tested by more than one laboratory and can have both positive and negative results. **Therefore, the sum of the numbers in each column will be larger than the total number of people tested.**

Reporting lab	Inconclusive	Negative	Positive	Percent positive	Total
MEDICAL CENTER OF TRINITY CLINICAL LABORATORY	1	8,284	844	9%	9,129
AEGIS SCIENCES CORPORATION	39	8,200	868	10%	9,107
WEST FLORIDA HOSPITAL LAB		7,384	1,658	18%	9,042
BAPTIST HEALTHCARE - BAPTIST HOSPITAL	5	7,458	1,543	17%	9,006
REGIONAL MEDCIAL CENTER BAYONET POINT	2	8,385	577	6%	8,964
CORAL GABLES HOSPITAL CLINICAL LABORATORY		7,455	1,384	16%	8,839
THE VILLAGES REGIONAL HOSPITAL		8,188	638	7%	8,826
HALIFAX MEDICAL CENTER LAB	34	7,543	1,215	14%	8,792
WEST BOCA MEDICAL CENTER LAB		8,079	671	8%	8,750
ACCESS MEDICAL LABORATORIES	3	4,839	3,849	44%	8,691
BOSTON HEART DIAGNOSTICS CORP		7,533	1,153	13%	8,686
MANATEE MEMORIAL HOSPITAL		7,965	674	8%	8,639
AVENTURA HOSPITAL LAB		6,924	1,552	18%	8,476
CAPITAL REGIONAL MEDICAL CTR		6,954	1,493	18%	8,447
FLORIDA HOSPITAL HEARTLAND MED CTR CLINICAL LAB	33	7,352	1,010	12%	8,395
BLAKE MEDICAL CENTER		7,322	1,005	12%	8,327
LEE HEALTH - HEALTH PARK MEDICAL CENTER		6,969	1,353	16%	8,322
AVECINA MEDICAL OAKLEAF	3	6,977	1,330	16%	8,310
BINAXNOW	9	6,496	1,798	22%	8,303
PALM BEACH GARDENS MEDICAL CTR LAB		7,559	715	9%	8,274
ADVENT HEALTH - WESLEY CHAPEL	14	7,523	653	8%	8,190
INDIAN RIVER PATHOLOGY LLC		7,342	580	7%	7,922
DOCTORS HOSPITAL	4	6,573	1,200	15%	7,777
AVECINA MEDICAL	4	6,098	1,520	20%	7,622
NCH NORTH NAPLES HOSPITAL LAB	15	6,733	828	11%	7,576
NIGHT LITE PEDIATRICS	4	5,768	1,740	23%	7,512
INFORM DIAGNOSTICS, INC		6,989	382	5%	7,371
LAKE CITY MEDICAL CENTER		5,958	1,407	19%	7,365
NONA SCIENTIFIC	5	5,773	1,584	22%	7,362
FLORIDA HOSPITAL FLAGLER	29	6,793	467	6%	7,289
LAKE CITY HM		6,751	432	6%	7,183
FLORIDA MEDICAL CENTER - A CAMPUS OF NORTH SHORE	2	6,311	855	12%	7,168
PATHNOSTICS	20	5,464	1,669	23%	7,153
PLANTATION GENERAL HOSPITAL		6,039	1,103	15%	7,142
P4 CLINICAL, LLC	81	6,491	555	8%	7,127
GENOVA DIAGNOSTICS LABORATORY	23	6,553	479	7%	7,055
CORAL SPRINGS MED CTR		6,352	638	9%	6,990
NORTHSIDE HOSPITAL AND HEART INSTITUTE		6,311	659	9%	6,970
FLORIDA LABORATORY ANALYSIS		6,231	666	10%	6,897
NEMOURS CHILDRENS HOSPITAL		6,582	235	3%	6,817
FLORIDA HOSPITAL DELAND	10	5,943	841	12%	6,794
NORTH SHORE MEDICAL CENTER		5,659	1,131	17%	6,790
LUMINUS DIAGNOSTICS		6,171	531	8%	6,702
ALL CHILDREN'S HOSPITAL		6,265	379	6%	6,644
NIGHT LITE PEDIATRIC CENTER LLC		6,092	535	8%	6,627
FLORIDA HOSPITAL ZEPHYRHILLS	10	6,059	550	8%	6,619
BROWARD HEALTH NORTH CLINICAL LABORATORY		5,871	736	11%	6,607



# COVID-19: testing by laboratory

Data through Dec 15, 2020 verified as of Dec 16, 2020 at 09:25 AM

Data in this report are provisional and subject to change.

The numbers in the table below represent the number of Florida and non-Florida residents for whom test results were received by the Department of Health. A person can be tested by more than one laboratory and can have both positive and negative results. **Therefore, the sum of the numbers in each column will be larger than the total number of people tested.**

Reporting lab	Inconclusive	Negative	Positive	Percent positive	Total
CENTRAL FLORIDA REGIONAL HOSPITAL		5,975	591	9%	6,566
BAPTIST HEALTH SOUTH FLORIDA - WEST KENDALL URGENT CARE		5,419	920	15%	6,339
FLORIDA HOSPITAL OF CARROLLWOOD	22	5,551	718	11%	6,291
VISTA CLINICAL	8	3,592	2,666	43%	6,266
GENESIS MEDICAL LABORATORY	83	5,290	808	13%	6,181
MEMORIAL HOSPITAL WEST LABORATORY SERVICES	14	5,579	569	9%	6,162
CLEVELAND CLINIC MARTIN SOUTH HOSPITAL	1	5,632	510	8%	6,143
OCALA REGIONAL MEDICAL CENTER		5,467	660	11%	6,127
WEST PALM HOSPITAL LAB		5,630	475	8%	6,105
LEE HEALTH - GULF COAST MEDICAL CENTER	2	4,904	1,069	18%	5,975
BAPTIST HEALTH - BEACHES		5,553	411	7%	5,964
FULGENT DIAGNOSTICS	98	5,427	338	6%	5,863
ADVENTHEALTH CENTRA CARE LAKE BUENA VISTA		5,590	271	5%	5,861
MEDEXPRESS URGENT CARE	2	3,772	1,956	34%	5,730
KD MEDICAL CHOICE LLC		5,059	577	10%	5,636
UNITED CLINICAL LABORATORY LLC	2	4,563	1,065	19%	5,630
LEON MEDICAL CENTERS LLC		4,338	1,211	22%	5,549
MORTON PLANT-MEASE	1	5,085	406	7%	5,492
LABSTAT LLC	2	5,192	291	5%	5,485
AMERICAN FAMILY CARE		3,238	2,226	41%	5,464
ANNE BATES LEACH EYE HOSPITAL/ ABLEH MICROBIOLOGY LABORATORY		5,366	78	1%	5,444
MEMORIAL HOSPITAL MICRO		5,049	353	7%	5,402
POINCIANA MEDICAL CENTER		4,192	1,144	21%	5,336
LAKEWOOD RANCH MEDICAL CENTER		4,943	387	7%	5,330
MARTIN HOSPITAL SOUTH LAB		4,966	280	5%	5,246
WEST MARION COMMUINITY HOSPITAL LAB		4,561	654	13%	5,215
ARCPOINT LABS OF FORT MYERS	4	4,515	644	12%	5,163
FLORIDA HOSPITAL FISH MEMORIAL	19	4,526	611	12%	5,156
ST JOSEPHS NORTH HOSPITAL LAB	2	4,556	580	11%	5,138
BAPTIST HEALTH SOUTH FLORIDA - COUNTRY WALK URGENT CARE		4,281	742	15%	5,023
CARDIOPATH	1	4,536	450	9%	4,987
VIKOR SCIENTIFIC	5	4,076	905	18%	4,986
CLEVELAND CLINIC MARTIN NORTH HOSPITAL		4,459	453	9%	4,912
SUNRISE MEDICAL LABORATORIES	2	4,564	306	6%	4,872
UNKNOWN	3	2,808	2,039	42%	4,850
THE HEALTHCARE DISTRICT OF PALM BEACH COUNTY	15	4,358	439	9%	4,812
ST LUCIE MEDICAL CENTER		3,949	855	18%	4,804
IMPERIAL POINT MEDICAL CENTER		4,425	369	8%	4,794
AVERO DIAGNOSTICS - IRVING	3	4,485	303	6%	4,791
SOUTH BAY HOSPITAL CLINICAL LAB		4,332	425	9%	4,757
BAPTIST HEALTH - NASSAU		4,525	206	4%	4,731
TROPICANA FIELD - LOT 2	17	4,297	410	9%	4,724
MEDARBOR DIAGNOSTICS	1	3,754	923	20%	4,678
OVIEDO MEDICAL CENTER		4,117	470	10%	4,587
HIALEAH HOSPITAL	4	3,587	895	20%	4,486
BAPTIST HEALTH SOUTH FLORIDA - MIAMI LAKES URGENT CARE		3,569	870	20%	4,439
MOFFITT CANCER CENTER	6	4,269	87	2%	4,362

# COVID-19: testing by laboratory

Data through Dec 15, 2020 verified as of Dec 16, 2020 at 09:25 AM

Data in this report are provisional and subject to change.

The numbers in the table below represent the number of Florida and non-Florida residents for whom test results were received by the Department of Health. A person can be tested by more than one laboratory and can have both positive and negative results. **Therefore, the sum of the numbers in each column will be larger than the total number of people tested.**

Reporting lab	Inconclusive	Negative	Positive	Percent positive	Total
FORT WALTON BEACH MEDICAL CENTER		3,732	574	13%	4,306
EXPRESS GENE MOLECULAR DIAGNOSTICS LABORATORY		3,313	983	23%	4,296
SOUTH FLORIDA BAPTIST HOSPITAL MICRO	2	3,696	587	14%	4,285
HEALTHQUEST ESOTERICS		3,062	1,128	27%	4,190
CernerELR_Advent		3,834	350	8%	4,184
ST PETERSBURG GENERAL HOSPITAL		3,514	655	16%	4,169
FLORIDA HOSPITAL NORTH PINELLAS	11	3,810	289	7%	4,110
BAPTIST HEALTH SOUTH FLORIDA - DORAL URGENT CARE		3,245	730	18%	3,975
SYNERGY LABORATORIES	7	3,592	370	9%	3,969
CARDIOTROPIC LABS	83	3,141	724	18%	3,948
SANTA ROSA MEDICAL CENTER		3,337	611	15%	3,948
PHYSICIANS REGIONAL MEDICAL CENTER - PINE RIDGE RD	1	3,261	676	17%	3,938
NIGHT LITE PEDIATRICS URGENT CARE	1	3,392	539	14%	3,932
ISPM LABS, LLC DBA CAPSTONE DIAGNOSTICS, LLC		3,810	102	3%	3,912
H LEE MOFFITT CANCER CENTER LABORATORY		3,835	67	2%	3,902
BAPTIST HEALTH SOUTH FLORIDA - WESTCHESTER URGENT CARE		3,234	633	16%	3,867
BAYFRONT HEALTH - VENICE REGIONAL MEDICAL	1	3,507	278	7%	3,786
BAYCARE COMMUNITY HEALTH		3,680	70	2%	3,750
BAPTIST HEALTH SOUTH FLORIDA - PEMBROKE PINES URGENT CARE		3,198	546	15%	3,744
HOLIDAY CVS LLC		3,560	180	5%	3,740
UNIVERSITY HOSPITAL AND MEDICAL CENTER		2,897	830	22%	3,727
BAPTIST HEALTH SOUTH FLORIDA - CORAL SPRINGS URGENT CARE		3,247	448	12%	3,695
FLORIDA HOSPITAL Ocala		3,414	252	7%	3,666
EGLIN AIR FORCE BASE	8	2,649	960	27%	3,617
CLARITY LAB SOLUTIONS LLC		3,608	4	0%	3,612
SOLARIS DIAGNOSTICS	4	3,268	339	9%	3,611
PUTNAM COMMUNITY MEDICAL CENTER		3,168	394	11%	3,562
BAPTIST HEALTH - NORTH		2,765	742	21%	3,507
MINUTECLINIC LLC		3,026	472	13%	3,498
MEASE DUNEDIN HOSPITAL	4	3,143	273	8%	3,420
GENE BY GENE, GENOMICS RESEARCH CENTER LAB	37	3,235	96	3%	3,368
BAYFRONT HEALTH - PORT CHARLOTTE		3,084	280	8%	3,364
WESTCHESTER HOSPITAL	23	2,744	573	17%	3,340
ACUTIS DIAGNOSTICS	15	2,804	478	14%	3,297
PALMS OF PASADENA HOSPITAL		2,966	323	10%	3,289
SYNERGY DIAGNOSTIC LABORATORY	83	2,880	301	9%	3,264
RAULERSON HOSPITAL		2,713	497	15%	3,210
DOCTORS HOSPITAL OF SARASOTA CLINICAL LABORATORY		2,825	357	11%	3,182
ANGEL KIDS PEDIATRICS		3,047	123	4%	3,170
ADVENTHEALTH CENTRA CARE DR PHILLIPS		3,036	131	4%	3,167
ADVENTHEALTH CENTRA CARE WINTER GARDEN		2,966	183	6%	3,149
MIDWAY SPECIALTY CARE CENTER DIAGNOSTICS	37	2,890	217	7%	3,144
NORTHWEST FLORIDA COMMUNITY HOSPITAL	21	2,185	896	29%	3,102
MEDFAST URGENT CARE CENTERS, LLC		2,628	434	14%	3,062
MEMORIAL HOSPITAL- MIRAMAR	12	2,793	223	7%	3,028
ADVENTHEALTH CENTRA CARE WINTER PARK		2,848	128	4%	2,976
MEDICAL DNA LABS LLC	2	2,737	188	6%	2,927



# COVID-19: testing by laboratory

Data through Dec 15, 2020 verified as of Dec 16, 2020 at 09:25 AM

Data in this report are provisional and subject to change.

The numbers in the table below represent the number of Florida and non-Florida residents for whom test results were received by the Department of Health. A person can be tested by more than one laboratory and can have both positive and negative results. **Therefore, the sum of the numbers in each column will be larger than the total number of people tested.**

Reporting lab	Inconclusive	Negative	Positive	Percent positive	Total
TWIN CITIES HOSPITAL	1	2,603	323	11%	2,927
QDX PATHOLOGY SERVICES	1	2,652	266	9%	2,919
STONE CLINICAL LABORATORIES		2,789	96	3%	2,885
BAPTIST HEALTH SOUTH FLORIDA - CORAL GABLES (UNIVERSITY) URGENT CARE		2,543	341	12%	2,884
BETHESDA HOSPITAL WEST		2,625	243	8%	2,868
ADVENTHEALTH CENTRA CARE UNIVERSITY		2,678	119	4%	2,797
ADVENTHEALTH CENTRA CARE ST CLOUD		2,544	203	7%	2,747
THE CENTER FOR URGENT CARE	3	2,229	504	18%	2,736
ADVENTHEALTH CENTRA CARE HUNTERS CREEK		2,523	213	8%	2,736
WALGREENS ORLANDO	3	2,413	319	12%	2,735
WALGREEN CO	2	2,413	313	11%	2,728
BAPTIST HEALTH SOUTH FLORIDA - TAMiami TRAIL URGENT CARE		2,189	519	19%	2,708
VETERANS AFFAIRS MEDICAL CENTER - ORLANDO		1,342	1,363	50%	2,705
MEDCOMP SCIENCES LLC	29	1,317	1,355	50%	2,701
BAPTIST HEALTH SOUTH FLORIDA - PINECREST URGENT CARE		2,323	333	13%	2,656
BAPTIST HEALTH SOUTH FLORIDA - CORAL GABLES URGENT CARE		2,258	395	15%	2,653
CENTRA CARE - WATERFORD LAKES		2,074	573	22%	2,647
CLINICAL REFERENCE LABORATORY	2	2,532	89	3%	2,623
BAYFRONT HEALTH - SEVEN RIVERS		2,403	201	8%	2,604
MINUTECLINIC LLC #3703		2,243	342	13%	2,585
BAPTIST HEALTH SOUTH FLORIDA - WESTON URGENT CARE		2,302	252	10%	2,554
BAPTIST HEALTH SOUTH FLORIDA - DAVIE URGENT CARE		2,162	388	15%	2,550
ADVENTHEALTH CENTRA CARE LEE ROAD		2,419	117	5%	2,536
ADVENT HEALTH - OCALA		2,124	402	16%	2,526
ADVENTHEALTH CENTRA CARE CLERMONT		2,395	130	5%	2,525
CITRUS MEMORIAL HOSPITAL LABORATORY		2,202	301	12%	2,503
URGENT CARE CURE	2	2,197	300	12%	2,499
ADVENTHEALTH CENTRA CARE KISSIMMEE		2,375	124	5%	2,499
ADVENTHEALTH CENTRA CARE SANFORD		2,346	139	6%	2,485
ASCENSION SACRED HEART - EMERALD COAST		2,094	376	15%	2,470
MINUTECLINIC		2,190	277	11%	2,467
BAYFRONT HEALTH - BROOKSVILLE		2,153	307	12%	2,460
BAPTIST HEALTH SOUTH FLORIDA - PALMETTO BAY URGENT CARE		2,102	350	14%	2,452
ADVENTHEALTH CENTRA CARE LAKE MARY		2,337	106	4%	2,443
SUNCOAST PATHOLOGY ASSOCIATES		2,255	185	8%	2,440
LAKESIDE MEDICAL CENTER		1,932	489	20%	2,421
SELECT LABORATORIES - MARION COUNTY, FL LLC	3	2,211	165	7%	2,379
SARKIS CLINICAL TRIALS		2,098	272	11%	2,370
PEDIATRIC HEALTH CARE ALLIANCE PA		2,191	177	7%	2,368
BARTOW REGIONAL MEDICAL CENTER	1	2,068	289	12%	2,358
ENGLEWOOD COMMUNITY HOSPITAL		2,168	184	8%	2,352
MEMORIAL HOSPITAL PEMBROKE	3	2,077	270	11%	2,350
BAPTIST HEALTH SOUTH FLORIDA - KENDALE LAKES URGENT CARE		1,889	461	20%	2,350
ADVENTHEALTH CENTRA CARE WATERFORD LAKES		2,152	177	8%	2,329
DOCTORS URGENT CARE LLC	1	1,901	417	18%	2,319
LEE HEALTH - COCONUT POINT CLINICAL LAB	2	1,872	433	19%	2,307
ADVENTIST HEALTH SYSTEMS, SUNBELT INC		2,195	99	4%	2,294

# COVID-19: testing by laboratory

Data through Dec 15, 2020 verified as of Dec 16, 2020 at 09:25 AM

Data in this report are provisional and subject to change.

The numbers in the table below represent the number of Florida and non-Florida residents for whom test results were received by the Department of Health. A person can be tested by more than one laboratory and can have both positive and negative results. **Therefore, the sum of the numbers in each column will be larger than the total number of people tested.**

Reporting lab	Inconclusive	Negative	Positive	Percent positive	Total
MEDEXPRESS URGENT CARE OF BOYNTON BEACH LLC		2,229	56	2%	<b>2,285</b>
AMELIA URGENT CARE		1,458	821	36%	<b>2,279</b>
ADVENTHEALTH CENTRA CARE APOPKA		2,081	177	8%	<b>2,258</b>
COMMUNITY HEALTH NORTHWEST FLORIDA	4	1,709	530	24%	<b>2,243</b>
AHCC WESLEY CHAPEL		2,117	110	5%	<b>2,227</b>
MEDEXPRESS URGENT CARE - ESTERO		2,054	169	8%	<b>2,223</b>
ADVENTHEALTH CENTRA CARE MOUNT DORA		2,065	139	6%	<b>2,204</b>
SPORTS DRUG TESTING LABORATORY	38	2,100	57	3%	<b>2,195</b>
CENTRA CARE SAINT CLOUD	1	1,885	303	14%	<b>2,189</b>
BMCT Molecular Diagnostics Subsection		1,815	368	17%	<b>2,183</b>
HOLIDAY CVS LLC DBA CVS PHARMACY #5154		2,119	38	2%	<b>2,157</b>
EMPIRE CITY LABORATORIES INC	16	1,851	290	13%	<b>2,157</b>
HIGHLANDS REGIONAL MEDICAL CENTER		1,712	428	20%	<b>2,140</b>
PRECISION HEALTH RESOURCES LLC		1,988	138	6%	<b>2,126</b>
DESOTO MEMORIAL HOSPITAL	3	1,764	352	17%	<b>2,119</b>
ADVENT HEALTH - HEART OF FLORIDA ER	1	1,880	186	9%	<b>2,067</b>
LOWER KEYS MEDICAL CENTER		1,840	226	11%	<b>2,066</b>
MEDEXPRESS URGENT CARE HUDSON		1,811	242	12%	<b>2,053</b>
BAPTIST HEALTH URGENT CARE AT SAWGRASS		1,774	274	13%	<b>2,048</b>
ADVENTHEALTH CENTRA CARE SAND LAKE		1,976	68	3%	<b>2,044</b>
ADVENTHEALTH CENTRA CARE ALTAMONTE		1,939	102	5%	<b>2,041</b>
BAPTIST HEALTH SOUTH FLORIDA - BRICKELL URGENT CARE		1,702	332	16%	<b>2,034</b>
ADVENTHEALTH CENTRA CARE LAKELAND		1,924	95	5%	<b>2,019</b>
PHYSICIANS REGIONAL MEDICAL CENTER - COLLIER BLVD	1	1,521	483	24%	<b>2,005</b>
CLARITY LAB SOLUTIONS		1,734	255	13%	<b>1,989</b>
ATLANTIS URGENT CARE	1	1,053	926	47%	<b>1,980</b>
HEALTH FIRST ADVENTHEALTH CENTRA CARE GATEWAY		1,868	85	4%	<b>1,953</b>
DOC SMILEY'S URGENT CARE		1,705	247	13%	<b>1,952</b>
PRIMEHEALTH URGENT CARE	1	1,621	328	17%	<b>1,950</b>
TALLAHASSEE PRIMARY CARE ASSOCIATES		1,771	154	8%	<b>1,925</b>
MARINERS HOSPITAL		1,753	163	9%	<b>1,916</b>
ADVENTHEALTH CENTRA CARE PORT ORANGE		1,842	68	4%	<b>1,910</b>
ADVENTHEALTH CENTRA CARE LONGWOOD		1,828	76	4%	<b>1,904</b>
ADVENTHEALTH CENTRA CARE OVIEDO		1,748	151	8%	<b>1,899</b>
NATIONWIDE LABORATORY SERVICES INC	109	1,531	237	13%	<b>1,877</b>
BAYFRONT HEALTH - PUNTA GORDA		1,776	101	5%	<b>1,877</b>
BAPTIST HEALTHCARE - GULF BREEZE HOSPITAL	3	1,601	258	14%	<b>1,862</b>
PHYSICIANS STAT LAB	1	844	960	53%	<b>1,805</b>
ADVENTHEALTH CENTRA CARE AZALEA PARK		1,679	114	6%	<b>1,793</b>
LABORATORY OF FLORIDA LLC	40	1,641	112	6%	<b>1,793</b>
MEDEXPRESS URGENT CARE - WEST TAMPA		1,716	75	4%	<b>1,791</b>
BAPTIST HEALTH - CLAY		1,549	234	13%	<b>1,783</b>
BAPTIST HEALTH EMERGENCY CENTER COUNTRY WALK	1	1,496	277	16%	<b>1,774</b>
BAPTIST HEALTH - OAKLEAF		1,464	293	17%	<b>1,757</b>
MEDEXPRESS URGENT CARE - ROYAL PALM BEACH		1,677	66	4%	<b>1,743</b>
ADVENT HEALTH - NEW SMYRNA		1,338	393	23%	<b>1,731</b>
BAYFRONT HEALTH - SPRING HILL		1,590	128	7%	<b>1,718</b>

# COVID-19: testing by laboratory

Data through Dec 15, 2020 verified as of Dec 16, 2020 at 09:25 AM

Data in this report are provisional and subject to change.

The numbers in the table below represent the number of Florida and non-Florida residents for whom test results were received by the Department of Health. A person can be tested by more than one laboratory and can have both positive and negative results. **Therefore, the sum of the numbers in each column will be larger than the total number of people tested.**

Reporting lab	Inconclusive	Negative	Positive	Percent positive	Total
PALMS MEDICAL GROUP	5	1,318	383	22%	1,706
ADVENTHEALTH CENTRA CARE ORANGE LAKE		1,601	93	5%	1,694
US BIOTEK LABORATORIES	5	1,463	219	13%	1,687
HEALTH FIRST ADVENTHEALTH CENTRA CARE TITUSVILLE		1,609	76	5%	1,685
TRINITY SPRINGS		1,503	132	8%	1,635
MEDEXPRESS URGENT CARE PALM BEACH GARDENS		1,592	43	3%	1,635
GENUS3		1,548	64	4%	1,612
JW PLASTIC SURGERY		1,368	237	15%	1,605
NXGEN MDX LLC	3	1,473	122	8%	1,598
ADVENTHEALTH CENTRA CARE LEESBURG		1,515	79	5%	1,594
PROHEALTH		684	905	57%	1,589
COMMUNITY HEALTH CENTERS OF PINELLAS INC		1,310	268	17%	1,578
BAPTIST HEALTH SOUTH FLORIDA - MIAMI BEACH URGENT CARE		1,355	222	14%	1,577
FLOWERS HOSPITAL		1,429	137	9%	1,566
DOCTORS TEST CENTERS		1,358	198	13%	1,556
OPTEO LABORATORY		1,515	32	2%	1,547
TAMPA COMMUNITY HOSPITAL		1,287	244	16%	1,531
ADVENTHEALTH PROMPT CARE	1	1,048	465	31%	1,514
ASSOCIATED PATHOLOGISTS, LLC	3	1,257	240	16%	1,500
ADVENTHEALTH CENTRA CARE SOUTH ORANGE		1,409	89	6%	1,498
COASTAL MED URGENT CARE		453	1,021	69%	1,474
ADVENTHEALTH CENTRA CARE COLONIAL TOWN		1,396	78	5%	1,474
EMERALD COAST URGENT CARE		1,099	363	25%	1,462
SCION LAB SERVICES LLC	15	1,339	93	6%	1,447
MEDEXPRESS URGENT CARE CAPE CORAL		1,249	183	13%	1,432
MEDEXPRESS URGENT CARE - LAKELAND		1,330	79	6%	1,409
MEDFAST URGENT CARE CENTERS LLC		102	1,306	93%	1,408
HEALTH FIRST ADVENTHEALTH CENTRA CARE COCOA		1,345	63	4%	1,408
PATIENTS CHOICE LABORATORIES		829	578	41%	1,407
SPARROW HEALTHCARE	2	1,178	207	15%	1,387
INDIAN RIVER MEDICAL CENTER		1,259	124	9%	1,383
MINUTECLINIC LLC # 0709		1,198	184	13%	1,382
UHEALTH DEERFIELD BEACH/UMSYLVESTER DEERFIELD BEACH LABORATORY	3	1,318	49	4%	1,370
ASCENSION ST VINCENT'S - SOUTHSIDE		1,309	49	4%	1,358
DOCTORS URGENT CARE OF LUTZ LLC	1	1,101	254	19%	1,356
ADVANCE MEDICAL OF NAPLES		309	1,031	77%	1,340
EMERALD COAST URGENT CARE, LLC	1	1,012	319	24%	1,332
JACKSON HOSPITAL CLINICAL LABORATORY		1,149	182	14%	1,331
EMERALD COAST URGENT CARE LLC		1,032	296	22%	1,328
NCF DIAGNOSTICS & DNA TECHNOLOGIES LAB	40	1,125	163	12%	1,328
FLORIDA FAMILY LABORATORY, INC DBA	3	1,225	88	7%	1,316
NORTH SHORE LONG ISLAND JEWISH HEALTH		1,246	49	4%	1,295
ADVENTIST HEALTH SYSTEMS SUNBELT IN DBA		1,225	48	4%	1,273
MEDEXPRESS URGENT CARE - GOLDEN GATE		1,148	104	8%	1,252
MARTIN HEALTH SYSTEM - ST LUCIE WEST		1,136	114	9%	1,250
ADVENTHEALTH CENTRA CARE KIDS LAKE MARY		1,199	35	3%	1,234
PARAMOUNT URGENT CARE		535	697	57%	1,232

# COVID-19: testing by laboratory

Data through Dec 15, 2020 verified as of Dec 16, 2020 at 09:25 AM

Data in this report are provisional and subject to change.

The numbers in the table below represent the number of Florida and non-Florida residents for whom test results were received by the Department of Health. A person can be tested by more than one laboratory and can have both positive and negative results. **Therefore, the sum of the numbers in each column will be larger than the total number of people tested.**

Reporting lab	Inconclusive	Negative	Positive	Percent positive	Total
HEALTH FIRST ADVENTHEALTH CENTRA CARE MALABAR		1,155	73	6%	1,228
FLORIDA MEDICAL CLINIC	1	715	508	42%	1,224
MEDEXPRESS URGENT CARE LEHIGH ACRES		1,132	92	8%	1,224
MICROGEN DX		792	424	35%	1,216
CLINICORE		1,124	91	7%	1,215
ADVENT HEALTH CENTRA CARE -WINTER PARK KIDS URGENT CARE		1,124	88	7%	1,212
ASSURANCE SCIENTIFIC LABORATORIES	1	971	239	20%	1,211
LABTECH DIAGNOSTIC		972	237	20%	1,209
BAYA PHARMACY & URGENT CARE		838	369	31%	1,207
MEDEXPRESS FORT MYERS		1,055	146	12%	1,201
ACCESS MEDICAL LABS		746	448	38%	1,194
BARDMOOR LABORATORY	2	1,035	145	12%	1,182
NCH NORTHEAST	6	889	279	24%	1,174
MINUTECLINIC LLC #3631		1,000	172	15%	1,172
MINUTECLINIC LLC 5852		987	177	15%	1,164
ARCPPOINT LABS		641	509	44%	1,150
EMERGENCY PHYSICIANS MEDICAL CENTER		244	903	79%	1,147
UNIVERSITY OF ALABAMA AT BIRMINGHAM		1,111	24	2%	1,135
PREMIER URGENT CARE OF BREVARD LLC		952	183	16%	1,135
BIOCERNA MAIN LAB	1	1,025	106	9%	1,132
CAREFAST+		835	287	26%	1,122
MEDEXPRESS URGENT CARE - DELAND		1,042	67	6%	1,109
CAPSTONE HEALTHCARE		782	320	29%	1,102
HealthSentry_UHS		1,034	66	6%	1,100
MELBOURNE MEDICAL LABORATORY☐	1	925	162	15%	1,088
ESCAMBIA COMMUNITY CLINICS INC	4	818	258	24%	1,080
MEDEXPRESS PORT CHARLOTTE		998	58	5%	1,056
NYU HOSPITALS CENTER CLINICAL LABORATORIES		1,024	30	3%	1,054
PATIENTS FIRST - THOMASVILLE ROAD		933	115	11%	1,048
DYNIX DIAGNOSTIX		895	144	14%	1,039
IGENOMIX USA LLC	36	904	89	9%	1,029
VAVA PARTNERS LLC		436	588	57%	1,024
MEDEXPRESS URGENT CARE - VERO BEACH		862	137	14%	999
VENTURE MEDICAL OF FLORIDA LLC		903	96	10%	999
TOM LEE COMMUNITY HEALTH CENTER		678	320	32%	998
EPN URGENT CARE NAPLES	2	746	250	25%	998
TEMPUS CLINICAL LABORATORY	8	868	117	12%	993
MC DIAGNOSTIC OF CONNECTICUT, PC #2220		852	133	14%	985
AMELIA EXPRESS CARE		642	339	35%	981
LAB24 INC	3	307	663	68%	973
BAPTIST HEALTH SOUTH FLORIDA - COUNTRY WALK URGENT CARE EXPRESS		846	115	12%	961
PARAMOUNT URGENT CARE - ORLANDO		657	297	31%	954
BAYFRONT HEALTH URGENT CARE LLC		794	152	16%	946
GESSLER CLINIC		512	433	46%	945
PHYSICIANS PRIMARY CARE	2	825	108	12%	935
ADVENT HEALTH - DADE CITY		836	96	10%	932
COASTAL LABORATORIES		750	182	20%	932



# COVID-19: testing by laboratory

Data through Dec 15, 2020 verified as of Dec 16, 2020 at 09:25 AM

Data in this report are provisional and subject to change.

The numbers in the table below represent the number of Florida and non-Florida residents for whom test results were received by the Department of Health. A person can be tested by more than one laboratory and can have both positive and negative results. **Therefore, the sum of the numbers in each column will be larger than the total number of people tested.**

Reporting lab	Inconclusive	Negative	Positive	Percent positive	Total
VRL EUROFINs - DALLAS		913	13	1%	926
VERITOR		809	111	12%	920
CARENOW URGENT CARE		629	284	31%	913
DONALD W ROBERTSON DO PA		683	229	25%	912
SHELL POINT NURSING PAVILION	1	876	30	3%	907
PARRISH MEDICAL CENTER		802	103	11%	905
PARAMOUNT URGENT CARE - WINDERMERE		583	317	35%	900
BAY MEDICAL CENTER SACRED HEART HEALTH SYSTEM		669	218	25%	887
RAINBOW RIVER MEDICAL LABORATORY		812	61	7%	873
MINUTECLINIC LLC #4415		714	157	18%	871
NORTH FLORIDA PEDIATRICS-TALLAHASSEE		801	61	7%	862
BAPTIST HEALTH SOUTH FLORIDA - KEY BISCANE URGENT CARE EXPRESS		756	100	12%	856
ADVENTHEALTH CENTRA CARE		797	49	6%	846
STEWART REFERENCE LABORATORY	1	539	300	36%	840
MEDEXPRESS URGENT CARE - CLEWISTON		726	101	12%	827
GENE TOX WORLDWIDE	57	669	92	11%	818
FLORIDA HOSPITAL ORLANDO		743	74	9%	817
PARAMOUNT URGENT CARE - OVIEDO		443	372	46%	815
ASCENSION ST VINCENT'S - CLAY		775	29	4%	804
PHAROS HEALTH		622	167	21%	789
NITE LITE PEDIATRICS		228	561	71%	789
HISTOPATHOLOGY SERVICES, LLC		701	88	11%	789
MEDEXPRESS URGENT CARE CORAL SPRINGS		719	66	8%	785
ELLENTON URGENT CARE		572	212	27%	784
LENCO MEDICAL LABORATORY		751	24	3%	775
GENESIS LABORATORY MANAGEMENT	4	643	124	16%	771
MINUTECLINIC LLC #5249		643	122	16%	765
BAYFRONT HEALTH - CITRUS HILLS		655	109	14%	764
ADVENTHEALTH CENTRA CARE CONWAY		697	64	8%	761
MACDILL AIR FORCE BASE		709	51	7%	760
HOLIDAY CVS LLC DBA CVSPHARMACY #5155		723	24	3%	747
DYNIX DIAGNOSTICS	2	521	206	28%	729
LAKE WALES MEDICAL CENTER INC		649	77	11%	726
ST ANNES NURSING CENTER		713	11	2%	724
PEDIATRIC HEALTH CARE ALLIANCE - NORTHDALE		674	49	7%	723
ASCENSION SACRED HEART - GULF		575	141	20%	716
NONE		308	408	57%	716
PENSACOLA PEDIATRICS PA	1	618	94	13%	713
DISNEY COVID TEST SITE		703	9	1%	712
QUICK CARE MED PL	2	605	104	15%	711
ADVENT HEALTH LAB - ORLANDO		427	271	39%	698
DEPARTMENT OF CLINICAL LABS		684	10	1%	694
CENTRA CARE		425	263	38%	688
PHARMCO RX	1	607	78	11%	686
PREMIER MEDICAL LABORATORY SERVICES	1	463	221	32%	685
CAREFAST MURABELLA		501	173	26%	674
BAPTIST HEALTHCARE - JAY HOSPITAL		529	143	21%	672

# COVID-19: testing by laboratory

Data through Dec 15, 2020 verified as of Dec 16, 2020 at 09:25 AM

Data in this report are provisional and subject to change.

The numbers in the table below represent the number of Florida and non-Florida residents for whom test results were received by the Department of Health. A person can be tested by more than one laboratory and can have both positive and negative results. **Therefore, the sum of the numbers in each column will be larger than the total number of people tested.**

Reporting lab	Inconclusive	Negative	Positive	Percent positive	Total
MINUTECLINIC LLC #3463		579	93	14%	672
MINI ER ADULT AND PEDIATRIC URGENT CARE		574	98	15%	672
MINUTECLINIC LLC #5253		593	76	11%	669
STAGEZERO LIFE SCIENCES INC	1	617	48	7%	666
NAPLES URGENT CARE	1	426	236	36%	663
ACCU REFERENCE MEDICAL LAB		309	349	53%	658
VENICE REGIONAL MEDICAL CENTER		572	83	13%	655
WILLOWBROOKE COURT AT EDGEWATER POINTE ESTATES		645	8	1%	653
MEDONE PLLC		528	120	19%	648
MINUTECLINIC LLC #5854		558	87	13%	645
MAVERICK LABS		456	186	29%	642
TYNDALL AIR FORCE BASE		512	127	20%	639
NCH HEALTHCARE SYSTEM MICROBIOLOGY LAB		1	638	100%	639
VERITAS GENETICS		623	15	2%	638
CHARLES AIESI CONSULTING INC	1	576	55	9%	632
WHITE WILSON MEDICAL CENTER		71	559	89%	630
MINUTECLINIC LLC #5190		539	84	13%	623
CENTRA CARE – SOUTH ORANGE		437	173	28%	610
SOLARIS HEALTHCARE PALATKA		591	8	1%	599
PATIENTS FIRST - MAHAN DRIVE		164	435	73%	599
ADVENT HEALTH CENTRA CARE - MOUNT DORA		276	316	53%	592
EUROFINS NTD, LLC		557	33	6%	590
LEE HEALTH CONVENIENT CARE - PAGE FIELD		484	96	17%	580
MINI ER WATERFORD LAKES, THE		511	69	12%	580
ADVENT HEALTH CENTRA CARE - WATERFORD LAKES		480	94	16%	574
BAPTIST HEALTH - MD ANDERSON CANCER CENTER		570	3	1%	573
UHEALTH CLINIC AT WALGREENS		479	93	16%	572
POINT OF CARE TESTING SITE		549	23	4%	572
CVS HEALTH		420	152	27%	572
DOCTOR'S MEMORIAL HOSPITAL		447	120	21%	567
Victoria Nursing and Rehabilitation Center		537	29	5%	566
INTERLACHEN PEDIATRICS		536	29	5%	565
FLAGLER HOSPITAL	8	29	521	93%	558
MEDEXPRESS URGENT CARE BOCA RATON		528	29	5%	557
ED FRASER MEMORIAL HOSPITAL		440	113	20%	553
PRIMARY CARE OF THE TREASURE COAST		500	53	10%	553
FLORIDA COMMUNITY HEALTH CENTER		481	71	13%	552
COASTAL PEDIATRIC GROUP		488	63	11%	551
VITAE DIAGNOSTICS		534	13	2%	547
MINUTECLINIC LLC #7886		497	49	9%	546
MINUTECLINIC, LLC DBA MINUTECLINIC #4717		533	11	2%	544
MEDEXPRESS URGENT CARE - JAX ATLANTIC BLVD		499	40	7%	539
VETERANS AFFAIRS MEDICAL CENTER - JAMES A HALEY			535	100%	535
THE HEALTH CENTER OF PLANT CITY		526	7	1%	533
Tampa Lakes Health and Rehabilitation Center	2	468	62	12%	532
VITAS HEALTHCARE CORPORATION OF FLA		528	3	1%	531
PALACE NURSING HOME & REHAB CENTER		526	2	0%	528



# COVID-19: testing by laboratory

Data through Dec 15, 2020 verified as of Dec 16, 2020 at 09:25 AM

Data in this report are provisional and subject to change.

The numbers in the table below represent the number of Florida and non-Florida residents for whom test results were received by the Department of Health. A person can be tested by more than one laboratory and can have both positive and negative results. **Therefore, the sum of the numbers in each column will be larger than the total number of people tested.**

Reporting lab	Inconclusive	Negative	Positive	Percent positive	Total
NCF DIAGNOSTICS & DNA TECHNOLOGIES	15	193	318	60%	526
MOUNT SINAI LABORATORY		504	19	4%	523
HOLY CROSS HOSPITAL LABORATORY			523	100%	523
ECCOLAB GROUP	1	143	378	72%	522
PARAMOUNT URGENT CARE VILLAGES		303	218	42%	521
MANOR PINES CONVALESCENT CENTER LLC	1	512	7	1%	520
SOUTHEAST ALABAMA MEDICAL CENT		469	47	9%	516
UNIVERSITY OF WEST FLORIDA STUDENT HEALTH SERVICES		426	88	17%	514
HOLMES REGIONAL MEDICAL CENTER		5	509	99%	514
SHORELINE PHYSICIAN GROUP		333	173	34%	506
TENNESSEE DOH - NASHVILLE	2	449	54	11%	505
The Sands at South Beach		499	3	1%	502
MOLECULAR INFECTIOUS DISEASES		492	7	1%	499
ST JOHN'S NURSING CENTER		491	6	1%	497
Community_Health		394	99	20%	493
SANTA ROSA MEDICAL GROUP		413	79	16%	492
ACCESS POINT HEALTHCARE URGENT & PRIMARY CARE		383	109	22%	492
CLINICAL PATHOLOGY LABS		386	104	21%	490
BAPTIST HEALTH EMERGENCY CENTER AT WEST CORAL WAY		378	109	22%	487
ADDICTION LABS OF AMERICA	2	446	38	8%	486
DOC SMILEYS URGENT CARE LLC		383	100	21%	483
GULF COAST MOLECULAR LABORATORIES	11	398	71	15%	480
SEBASTIAN RIVER MEDICAL CENTER	2	379	99	21%	480
DAVITA LABORATORY		426	54	11%	480
BROWNWOOD CARE CENTER		424	55	11%	479
MINUTECLINIC LLC #5069		419	59	12%	478
JOHN KNOX VILLAGE HEALTH CENTER		468	7	1%	475
KENDALL HEALTHCARE PROPERTIES DBA	2	462	11	2%	475
VETERANS AFFAIRS MEDICAL CENTER - BAY PINES		16	457	97%	473
LEE COUNTY EMERGENCY MEDICAL SERVICE		419	51	11%	470
VILLA MARIA NURSING & REHAB CENTER INC	1	457	10	2%	468
GULF COAST VILLAGE		445	22	5%	467
TREE HOUSE PEDIATRICS PLLC		424	39	8%	463
CLARITY LABS		394	62	14%	456
NORTH OKALOOSA MEDICAL CENTER		256	188	42%	444
JACKSON MEMORIAL LONG TERM CARE CENTER		433	10	2%	443
COASTAL URGENT CARE		371	72	16%	443
GOLDEN GLADES NURSING & REHABILITATION CTR		436	5	1%	441
NORTH SHORE LIJ URGENT CARE PC		418	17	4%	435
PRIMARY CARE SERVICES AT INDIAN RIVER ESTATES		429	5	1%	434
MEMORIAL PEMBROKE 24/7 CARE CENTER		332	102	24%	434
MID-FLORIDA PATHOLOGY		337	93	22%	430
AVECINA MEDICAL JULINGTON	1	240	189	44%	430
CLEWISTON NURSING AND REHABILITATION CENTER		425	4	1%	429
COVANCE CLINICAL RESEARCH UNIT INC		422	7	2%	429
LIFE CARE CENTER OF HILLIARD		419	6	1%	425
SMA SPECIALTY MEDICAL LAB		115	310	73%	425

# COVID-19: testing by laboratory

Data through Dec 15, 2020 verified as of Dec 16, 2020 at 09:25 AM

Data in this report are provisional and subject to change.

The numbers in the table below represent the number of Florida and non-Florida residents for whom test results were received by the Department of Health. A person can be tested by more than one laboratory and can have both positive and negative results. **Therefore, the sum of the numbers in each column will be larger than the total number of people tested.**

Reporting lab	Inconclusive	Negative	Positive	Percent positive	Total
C.W. BILL YOUNG VA MEDICAL CENTER		17	406	96%	<b>423</b>
INTEGRITY LABORATORIES, LLC	1	327	94	22%	<b>422</b>
NEW YORK HOSPITAL LABORATORIES	1	410	11	3%	<b>422</b>
KEYS AHEC SCHOOL MEDICAL CLINIC	5	364	52	12%	<b>421</b>
GARCIA CLINICAL LABORATORY		28	390	93%	<b>418</b>
PALM GARDEN OF PORT SAINT LUCIE		414	4	1%	<b>418</b>
MEDICAL FP - WHOLE FAMILY HEALTH CENTER		364	52	13%	<b>416</b>
TACACHALE CLINICAL LABORATORY		400	14	3%	<b>414</b>
AMELIA EXPRESS CARE LLC		365	45	11%	<b>410</b>
CONSULATE HEALTHCARE OF VERO BEACH	12	380	17	4%	<b>409</b>
PHYSICIAN ASSOCIATES		373	36	9%	<b>409</b>
WOODLANDS MEDICAL SPECIALISTS		331	78	19%	<b>409</b>
CONSULATE HEALTH CARE OF NEW PORT RICHEY		403	5	1%	<b>408</b>
FLO-MEDILAB SERVICES		186	221	54%	<b>407</b>
NORTH FLORIDA PEDIATRICS - LAKE CITY		289	118	29%	<b>407</b>
THERADOC		152	255	63%	<b>407</b>
RIVER GARDEN HEBREW HOME FOR THE AGED		367	39	10%	<b>406</b>
ENZO CLINICAL LABS INC	1	390	12	3%	<b>403</b>
LEHIGH REGIONAL MEDICAL CENTER LAB		365	38	9%	<b>403</b>
NEW PLANT CITY FAMILY CARE	1	211	190	47%	<b>402</b>
FOUNTAIN MANOR HEALTH AND REHAB CENTER	1	392	3	1%	<b>396</b>
ADVENT HEALTH CENTRA CARE - WINTER PARK		257	137	35%	<b>394</b>
ANY LAB TEST NOW	1	281	111	28%	<b>393</b>
JACKSON MEMORIAL PERDUE MEDICAL CENTER		380	12	3%	<b>392</b>
BARBER		13	376	97%	<b>389</b>
Signature HealthCare Center of Waterford		385	4	1%	<b>389</b>
VETERANS AFFAIRS MEDICAL CENTER		40	348	90%	<b>388</b>
OPTUM LABS LLC		303	83	22%	<b>386</b>
LABORATORY SPECIALISTS OF MICHIGAN		225	156	41%	<b>381</b>
Good Samaritan Society Kissimmee Village		339	42	11%	<b>381</b>
EMERALD SHORES HEALTH AND REHABILITATION		326	54	14%	<b>380</b>
FISHERMENS HOSPITAL CLINICAL LAB		349	29	8%	<b>378</b>
ADVENT HEALTH CENTRA CARE - PORT ORANGE		29	349	92%	<b>378</b>
SPECTOR SCIENTIFIC LAB	1	188	189	50%	<b>378</b>
BAYA PHARMACY WEST		8	368	98%	<b>376</b>
MINI ER AND URGENT CARE		271	105	28%	<b>376</b>
EDEN SPRINGS NURSING AND REHAB CENTER		349	23	6%	<b>372</b>
MEDONE URGENT CARE CENTER		149	222	60%	<b>371</b>
HENDRY REGIONAL MEDICAL CENTER		107	263	71%	<b>370</b>
THE PRESERVE		366	2	1%	<b>368</b>
LIFE CARE CENTER OF ORANGE PARK		366	2	1%	<b>368</b>
MANOR AT CARPENTERS		345	21	6%	<b>366</b>
NORTH FLORIDA PEDIATRICS PA - SUWANNEE		291	74	20%	<b>365</b>
HILLCREST HEALTH CARE & REHABILITATION CENTER		356	7	2%	<b>363</b>
NEW YORK PRESBYTERIAN - CUMC CLINICAL		348	15	4%	<b>363</b>
PRIMEHEALTH URGENT CARE INC		293	63	18%	<b>356</b>
URGENT CARE BETHESDA	1	304	51	14%	<b>356</b>

# COVID-19: testing by laboratory

Data through Dec 15, 2020 verified as of Dec 16, 2020 at 09:25 AM

Data in this report are provisional and subject to change.

The numbers in the table below represent the number of Florida and non-Florida residents for whom test results were received by the Department of Health. A person can be tested by more than one laboratory and can have both positive and negative results. **Therefore, the sum of the numbers in each column will be larger than the total number of people tested.**

Reporting lab	Inconclusive	Negative	Positive	Percent positive	Total
ADVENT HEALTH - TAMPA		145	211	59%	356
LAUDERDALE NURSING CENTER LLC	1	351	3	1%	355
INFORM DIAGNOSTICS		349	6	2%	355
NCH HEALTHCARE BONITA		256	97	27%	353
HEALTH CENTER AT BRENTWOOD	1	338	12	3%	351
DR G'S URGENT CARE		306	43	12%	349
MINUTECLINIC LLC #3705		312	37	11%	349
Plantation Bay Rehabilitation Center		342	6	2%	348
SANFORD LABORATORIES		325	23	7%	348
NAVAL HOSPITAL - JACKSONVILLE		41	306	88%	347
VALENCIA HILLS HEALTH AND REHABILITATION CENTER		339	7	2%	346
BAYSHORE DIAGNOSTICS		309	37	11%	346
FORT MYERS INTERNAL MEDICINE, LLC		317	29	8%	346
The Manor at Blue Water Bay		327	19	5%	346
PALM GARDEN OF OCALA		329	16	5%	345
HARTS HARBOR HEALTH CARE CENTER		342	2	1%	344
WILLOW BROOKE COURT AT INDIAN RIVER ESTATES		316	27	8%	343
GENEIQ		323	18	5%	341
WEST GABLES HEALTH CARE CENTER		334	7	2%	341
Crestview Rehabilitation Center		218	123	36%	341
MEDICAL VB		274	66	19%	340
SELECT REFERENCE LABORATORIES, LLC	1	326	12	4%	339
ST CLOUD REGIONAL MEDICAL CENTER CLINICAL LAB		290	47	14%	337
TIDE LABORATORIES		293	42	13%	335
GENESIS DIAGNOSTICS		234	100	30%	334
Point of Care Testing	1	105	228	68%	334
PRIMARY CARE SERVICES AT ST ANDREWS ESTATES		334			334
ADVENT HEALTH CENTRA CARE - LAKE MARY		86	248	74%	334
Colonial Lakes Health Care		331	2	1%	333
PENSACOLA PEDIATRICS	1	250	82	25%	333
ST ANDREWS BAY SKILLED NURSING &		329	3	1%	332
LIFE CARE CENTER OF NEW PORT RICHEY		309	23	7%	332
MY CLINICAL LAB		223	108	33%	331
THE PALACE AT HOMESTEAD		324	6	2%	330
FIU-HEALTH AUXILIARY LABORATORY		302	26	8%	328
LIFE CARE CENTER OF PENSACOLA		322	5	2%	327
MED FAST URGENT CARE CENTER		78	249	76%	327
BALDWIN PEDIATRICS	1	310	15	5%	326
MIAMI JEWISH HEALTH SYSTEMS		323	2	1%	325
VETERANS AFFAIRS MEDICAL CENTER - GAINESVILLE		2	322	99%	324
USAFSAM/PHE		173	150	46%	323
BALDOMERO LOPEZ STATE VETERANS NURSING HOME	2	318	1	0%	321
NORTH FLORIDA REHABILITATION & SPECIALTY CARE☐		317	2	1%	319
Santa Rosa Center for Rehabilitation and Healing		297	22	7%	319
MEDONE URGENT CARE AT ST. AUGUSTINE		111	207	65%	318
MOORINGS PARK INSTITUTE, INC, THE		312	6	2%	318
UR MEDICINE LABS- CENTRAL LABORATORY		307	11	3%	318

# COVID-19: testing by laboratory

Data through Dec 15, 2020 verified as of Dec 16, 2020 at 09:25 AM

Data in this report are provisional and subject to change.

The numbers in the table below represent the number of Florida and non-Florida residents for whom test results were received by the Department of Health. A person can be tested by more than one laboratory and can have both positive and negative results. **Therefore, the sum of the numbers in each column will be larger than the total number of people tested.**

Reporting lab	Inconclusive	Negative	Positive	Percent positive	Total
CREEKSIDE CARE CENTER		257	61	19%	318
MIDWAY SPECIALTY CARE CENTER	3	202	113	36%	318
FERNANDINA BEACH REHAB AND NURSING	1	313	1	0%	315
INDIAN RIVER CTR, LLC		286	27	9%	313
CLIFFORD CHESTER SIMS STATE VETERANS		307	5	2%	312
FAIR HAVENS CENTER, OPCO		308	3	1%	311
PEDIATRIC HEALTHCARE ALLIANCE PA		282	27	9%	309
ADVENT HEALTH CENTRA CARE - LEESBURG		13	295	96%	308
GENESIS MEDICAL LABORATORY MIAMI FL.		83	224	73%	307
VILLAGE AT VIENNA SQUARE,THE	6	294	5	2%	305
MEDSCAN LABORATORY INC	1	161	143	47%	305
SIPARADIGM, DIAGNOSTIC INFORMATICS		273	31	10%	304
PARKLANDS FACILITY INC	2	300	2	1%	304
SIGNATURE HEALTHCARE OF BROOKWOOD GARDENS		303			303
BOND URGENT CARE LLC		231	72	24%	303
HARBOUR HEALTH CENTER		298	3	1%	301
MEDEXPRESS LUTZ		3	298	99%	301
MYTEST DIAGNOSTICS		284	16	5%	300
Stacey Health Care Centers Inc. dba Riverside Care Center		289	11	4%	300
SOLARIS HEALTHCARE CHARLOTTE HARBOR		287	11	4%	298
CORE DIAGNOSTIC LABORATORIES LLC		220	78	26%	298
ADVENT HEALTH CENTRA CARE - TITUSVILLE		56	241	81%	297
HMA SANTA ROSA MEDICAL CENTER LLC DBA		237	60	20%	297
PATIENTS FIRST LAKE ELLA MEDICAL CENTER		264	32	11%	296
BUENA VISTA URGENT CARE		264	32	11%	296
FLORIDA HOSPITAL WAUCHULA		194	100	34%	294
RUSKIN HEALTH CENTER		185	109	37%	294
MARION E FETHER MEDICAL CENTER, THE		269	24	8%	293
CORAL TRACE HEALTH CARE	1	289	1	0%	291
NORTHWEST MEDICAL CENTER CLINICAL LABORATORY		175	116	40%	291
DOCTORS CENTER,THE		230	60	21%	290
CORAL BAY HEALTHCARE AND REHABILITATION	1	285	4	1%	290
ADVENT HEALTH CENTRA CARE - PALM COAST		36	253	88%	289
PALM GARDEN OF JACKSONVILLE	2	278	9	3%	289
AUBURN UNIVERSITY MEDICAL CLINIC		227	62	21%	289
DOH - INDIAN RIVER		245	43	15%	288
FLORIDA HOSPITAL MEDICAL GROUP		237	50	17%	287
BLOUNTSTOWN REHABILITATION CENTER LLC		208	79	28%	287
MINUTECLINIC LLC, #10357		285	1	0%	286
ETHOS WELLNESS PHARMACY		260	24	8%	284
PALM GARDEN OF VERO BEACH		273	10	4%	283
SPECIALTY HEALTH AND REHABILITATION CENTER		260	23	8%	283
NSPIRE HEALTHCARE MIAMI LAKES	3	271	9	3%	283
PALMETTO SUBACUTE CARE CENTER		275	7	2%	282
PROJECT HEALTH, INC SUMTERVILLE	5	248	29	10%	282
LAKELAND REGIONAL HEALTH SYSTEMS INC		16	266	94%	282
BOCA BIOLISTICS REFERENCE LABORATORY	2	185	94	33%	281



# COVID-19: testing by laboratory

Data through Dec 15, 2020 verified as of Dec 16, 2020 at 09:25 AM

Data in this report are provisional and subject to change.

The numbers in the table below represent the number of Florida and non-Florida residents for whom test results were received by the Department of Health. A person can be tested by more than one laboratory and can have both positive and negative results. **Therefore, the sum of the numbers in each column will be larger than the total number of people tested.**

Reporting lab	Inconclusive	Negative	Positive	Percent positive	Total
LIFE CARE CENTER OF OCALA		277	3	1%	280
TREASURE COAST COMMUNITY HEALTH	3	252	24	9%	279
SOUTHERN OAKS CARE CENTER	1	275	3	1%	279
CITRUS NURSING CENTER LLC		266	13	5%	279
MANOR CARE HEALTH SERVICES - FT MYERS		273	5	2%	278
KETAMINE HEALTH CENTERS LLC		254	24	9%	278
PRUITT HEALTH-SANTA ROSA		275	2	1%	277
MEDFAST URGENT CARE CENTERS		8	268	97%	276
CITY MEDICAL OF NEW JERSEY, PC		252	24	9%	276
LIFEBRITE	1	117	157	57%	275
ABBAY DELRAY		275			275
BIOCEPT		259	16	6%	275
WESTCHESTER GARDENS LIMITED PARTNERSHIP		267	5	2%	272
FAST TRACK URGENT CARE CENTER		1	270	100%	271
GROWING TOGETHER PEDIATRICS LLC		252	19	7%	271
PHYSICIANS REGIONAL WALK-IN		184	82	31%	266
PROHEALTH MEDICAL CLINIC		60	206	77%	266
MEDFAST URGENT CARE CENTER		82	183	69%	265
Quest Diag Unspecifd		173	92	35%	265
BRIDGEWATER PARK HEALTH AND REHAB		257	8	3%	265
FLORIDA HOSPITAL HEARTLAND MED CTR LAKE PLACID		195	68	26%	263
HAINES CITY REHABILITATION AND NURSING CENTER		260	3	1%	263
DELTONA HEALTH CARE		242	20	8%	262
RICARDO NAVARRO DO PA		242	19	7%	261
ARCPOINT LABS OF CORAL SPRINGS FL		239	22	8%	261
AURORA DIAGNOSTICS BERNHARDT LABORATORIES PATHOLOGY SERVICE		190	70	27%	260
CLIFFORD CHESTER SIMS VA NURSING HOME		251	8	3%	259
PARAMOUNT URGENT CARE - CLERMONT		153	106	41%	259
CONSULATE HEALTHCARE OF KISSIMMEE		247	12	5%	259
FLORIDA WOMAN CARE LABORATORY LLC		232	26	10%	258
VRL EUROFINS		252	6	2%	258
LIFE CARE CENTER AT WELLS CROSSING		243	14	5%	257
ADVENT HEALTH - CELEBRATION		245	12	5%	257
AVELLINO LAB USA, INC	1	248	8	3%	257
ADVENTHEALTH EXPRESS CARE		138	119	46%	257
MINUTECLINIC LLC # 3579		227	29	11%	256
VETERANS AFFAIRS MEDICAL CENTER - LAKE CITY		52	203	80%	255
PARAMOUNT URGENT CARE INC		132	123	48%	255
ASCEND CLINICAL	2	232	20	8%	254
BIOCERNA LLC	8	188	57	23%	253
SPRINGTREE REHAB & HEALTH CARE CENTER		246	5	2%	251
APP-UNIPATH, LLC	1	240	9	4%	250
QUALITOX LABORATORIES		105	145	58%	250
ARCPOINTS LABS		229	21	8%	250
PALM HARBOR PHARMACY		204	45	18%	249
LAKELAND REGIONAL HEALTH - PWC/OB		35	214	86%	249
MINUTECLINIC LLC #3662		221	25	10%	246

# COVID-19: testing by laboratory

Data through Dec 15, 2020 verified as of Dec 16, 2020 at 09:25 AM

Data in this report are provisional and subject to change.

The numbers in the table below represent the number of Florida and non-Florida residents for whom test results were received by the Department of Health. A person can be tested by more than one laboratory and can have both positive and negative results. **Therefore, the sum of the numbers in each column will be larger than the total number of people tested.**

Reporting lab	Inconclusive	Negative	Positive	Percent positive	Total
KEY WEST HEALTH AND REHAB	1	241	4	2%	246
MARTIN MEMORIAL MEDICAL CENTER LAB		128	118	48%	246
MINUTECLINIC LLC # 0514		224	22	9%	246
SHELL POINT VILLAGE MEDICAL CENTER		246			246
ROSEWOOD HEALTHCARE & REHABILITATION CENTER		239	4	2%	243
BAPTIST PRIMARY CARE	2	193	46	19%	241
MINUTECLINIC LLC #5214		222	18	8%	240
FLORIDA GULF COAST UNIVERSITY		94	146	61%	240
GOOD SAMARITAN		236	4	2%	240
PALM GARDEN OF GAINESVILLE	2	236	2	1%	240
ST JUDE CHILDREN'S RESEARCH HOSPITAL		227	12	5%	239
PALMS OF SEBRING		226	13	5%	239
MAYFLOWER ASSISTED LIVING		237	1	0%	238
MAIN STREET MEDICAL CENTER		9	228	96%	237
Timberridge Center for Rehabilitation and Healing		213	23	10%	236
SHORE ACRES CARE CENTER		228	8	3%	236
NORTH FLORIDA PEDIATRICS PA		211	24	10%	235
SOLARIS HEALTHCARE PARKWAY	1	232	2	1%	235
GOLDEN GATE FAMILY CLINIC		63	172	73%	235
24 HOUR PEDIATIC CARE CENTER	1	216	17	7%	234
ADVENT HEALTH CENTRA CARE - UNIVERSITY	1	94	139	59%	234
Marshall Health and Rehabilitation Center		232	2	1%	234
EAST LAKE PEDIATRICS		186	47	20%	233
FLORIDA DEPARTMENT OF HEALTH IN POLK COUNTY		189	44	19%	233
DIAMOND RIDGE HEALTH AND REHABILITATION CENTER		222	11	5%	233
ROLLINS COLLEGE WELLNESS CENTER		92	140	60%	232
PEDIATRICS OF CENTRAL FLORIDA PA	6	210	16	7%	232
URGENT CARE OF THE PALM BEACHES		2	230	99%	232
OCEAN VIEW NURSING AND REHAB CENTER		221	10	4%	231
MALABAR/ADVENT CENTRA CARE		43	188	81%	231
CONSULATE HEALTH CARE OF SAFETY HARBOR		225	4	2%	229
ADVENT HEALTH CENTRA CARE - ALTAMONTE SPRINGS		136	93	41%	229
OAK HAMMOCK AT THE UNIVERSITY OF FLORIDA		222	6	3%	228
renaissance health and rehabilitation center		226	2	1%	228
BROWARD NURSING & REHABILITATION CTR	8	218	2	1%	228
REGENTS PARK AT AVENTURA		221	5	2%	226
ROSEWOOD HEALTH AND REHABILITATION CENTER		220	5	2%	225
MINUTE CLINIC LLC		189	36	16%	225
LEHIGH VALLEY GENOMICS			224	100%	224
MEMPHIS PATHOLOGY LABORATORY	4	203	17	8%	224
BOND AND STEELE CLINIC PA		103	120	54%	223
VILLAGE DOCTORS FAMILY MEDICAL CENTER OF		180	43	19%	223
LAKE EUSTIS HEALTH AND REHABILITATION CENTER		223			223
Vi at Lakeside Village Skilled Nursing		223			223
Williston Care Center		223			223
HOMESTEAD MANOR		211	11	5%	222
BENTON PEDIATRICS INC		200	21	10%	221



# COVID-19: testing by laboratory

Data through Dec 15, 2020 verified as of Dec 16, 2020 at 09:25 AM

Data in this report are provisional and subject to change.

The numbers in the table below represent the number of Florida and non-Florida residents for whom test results were received by the Department of Health. A person can be tested by more than one laboratory and can have both positive and negative results. **Therefore, the sum of the numbers in each column will be larger than the total number of people tested.**

Reporting lab	Inconclusive	Negative	Positive	Percent positive	Total
JACKSONVILLE BEACH PEDIATRIC CARE CENTER□		199	21	10%	220
VITAS LUTHERAN TOWERS INPATIENT PROGRAM		218	2	1%	220
LYNN HAVEN SPORTS COMPLEX-WALKON CLINIC		18	201	92%	219
MINUTECLINIC LLC #7887		199	20	9%	219
BAY VILLAGE OF SARASOTA INC		217	1	0%	218
HERON POINTE HEALTH AND REHABILITATION	1	217			218
SPRING HILL HEALTH AND REHABILITATION CENTER		206	12	6%	218
TAMARAC REHABILITATION & HEALTH CENTER		217			217
HOLMES REG MED CENTER CLINICAL LAB		182	35	16%	217
THE MANOR AT CARPENTERS		185	32	15%	217
MANDARIN PEDIATRICS		206	11	5%	217
MANOR CARE NURSING CENTER OF SARASOTA FL LLC□		211	5	2%	216
HARDEE MANOR HEALTH CARE CENTER	1	212	2	1%	215
FAIRWAY OAKS CENTER LLC	5	206	4	2%	215
MIDWAY SPECIATLY CARE CENTER		122	93	43%	215
GANDY CROSSING CARE CENTER		204	11	5%	215
MINUTECLINIC LLC #1055		179	36	17%	215
LAKE PORT SQUARE		200	15	7%	215
Bay Breeze Senior Living and Rehabilitation Center		176	38	18%	214
CLARIDGE HOUSE NURSING CENTER		204	9	4%	213
ADVENT HEALTH CENTRA CARE - ORMOND BEACH		68	145	68%	213
CHIPOLA HEALTH AND REHAB		202	11	5%	213
POCONO MEDICAL CENTER		212			212
MINUTECLINIC LLC #1771		192	20	9%	212
SUNRISE DIAGNOSTIC LABORATORY		158	53	25%	211
NORTHEAST FLORIDA NEUROLOGY CLINICS, INC		184	27	13%	211
BLOCK, NATION, CHASE, AND SMOLEN FAMILY MEDICINE		157	53	25%	210
BUFFALO CROSSING HEALTHCARE & REHABILITATION CTR		205	5	2%	210
PARKS HEALTHCARE & REHABILITATION CTR	4	205	1	0%	210
THE PALACE MANAGEMENT - THE PALACE AT CORAL GABLES		209			209
Cypress Cove Care Center		153	56	27%	209
PALM BAY HOSPITAL CLINICAL LABORATORY		71	138	66%	209
BUREAU OF CLINICAL LABORATORIES		172	36	17%	208
MINUTECLINIC, LLC (CLINIC 10699)		178	29	14%	207
KISSIMMEE FACILITY OPERATIONS LLC		201	6	3%	207
COMMUNITY HEALTH CENTERS OF PINELLAS, INC.		3	202	99%	205
SUWANNEE HEALTH AND REHABILITATION CENTER		203	2	1%	205
FAMILY HEALTH CENTERS OF SWF LABS	1	175	29	14%	205
FL HUD DESTIN, LLC D/B/A GRAND BOULEVARD HEALTH		186	19	9%	205
ROSEN MEDICAL CENTER		184	21	10%	205
INTELEX LABS, LLC		200	4	2%	204
NORTH PINELLAS STATMED QUICK QUALITY CLINICS		112	92	45%	204
LUTHERAN HAVEN		200	3	1%	203
PRO CLINIC		159	44	22%	203
PREMIER PLACE AT THE GLENVIEW		197	6	3%	203
CONSULATE HEALTH CARE OF WINTER HAVEN		203			203
MEDRITE MEDICAL CARE, PC	90	98	14	7%	202

# COVID-19: testing by laboratory

Data through Dec 15, 2020 verified as of Dec 16, 2020 at 09:25 AM

Data in this report are provisional and subject to change.

The numbers in the table below represent the number of Florida and non-Florida residents for whom test results were received by the Department of Health. A person can be tested by more than one laboratory and can have both positive and negative results. **Therefore, the sum of the numbers in each column will be larger than the total number of people tested.**

Reporting lab	Inconclusive	Negative	Positive	Percent positive	Total
PROTEUS MOLECULAR AND CLINICAL LAB	1	144	57	28%	202
POLK COUNTY HEALTH DEPARTMENT		178	24	12%	202
READY RESPONDERS FLORIDA, PLLC		172	30	15%	202
Governors Creek Health and Rehabilitation	1	198	2	1%	201
GATEWAY/ADVENT CENTRA CARE		13	188	94%	201
VAMC WEST PALM LAB		5	196	98%	201
LabCorp (Non-Interfaced)	1	105	95	47%	201
PruittHealth Santa Rosa		195	5	3%	200
LIFE CARE PONTE VEDRA INC		198	2	1%	200
HOMESTEAD VILLAGE		198	2	1%	200
Taylor Care Center		197	2	1%	199
HEALTH FIRST - HOLMES REGIONAL MEDICAL CENTER		32	167	84%	199
FULGENT GENETICS	2	161	35	18%	198
FAST TRACK URGENT CARE CENTER - CARROLLWOOD		1	197	99%	198
PATHGROUP LABS LLC		94	104	53%	198
BAYA POINTE NURSING AND REHABILITATION		114	83	42%	197
ORANGE COUNTY HEALTH DEPT		189	8	4%	197
MINUTECLINIC LLC #7173		182	14	7%	196
MINUTECLINIC LLC # 3686		172	23	12%	195
BLUE MED CONSULTANTS		188	7	4%	195
TUSKAWILLA NURSING AND REHAB CENTER	2	189	4	2%	195
TGH		1	193	99%	194
TIERRA PINES CENTER		186	8	4%	194
BREVARD HEALTH ALLIANCE		62	131	68%	193
GRAND COURT TAMPA		192	1	1%	193
FLORIDA CLINICAL LABORATORY-BIOREFERENCE LABORATORIES		63	130	67%	193
HEALTHY STEPS PEDIATRICS		172	20	10%	192
MANORCARE HEALTH SERVICES - VENICE		151	41	21%	192
Solaris HealthCare Windermere		187	5	3%	192
Boynton Beach Rehabilitation Center	1	189	1	1%	191
XYZ LABORATORY	2	172	17	9%	191
MINUTECLINIC LLC #1821		174	16	8%	190
CONSULATE HEALTH CARE OF BAYONET POINT	3	183	4	2%	190
MICHAEL A MIDDLETON MD PA□		182	7	4%	189
MEDIPATH		5	184	97%	189
ST JAMES HEALTH AND REHABILITATION CENTER		185	4	2%	189
ASAP LAB LLC		95	93	49%	188
Consulate Health Care of North Fort Myers		182	6	3%	188
ABBOTT LABORATORIES		142	45	24%	187
The Palace Nursing and Rehabilitation Center		187			187
HEALTH LINK DIAGNOSTIC LABORATORIES		182	5	3%	187
PLANTATION NURSING & REHAB CENTER		186			186
HOPE HOSPICE AND COMMUNITY SERVICES INC	5	178	3	2%	186
MANOR OAKS NURSING & REHAB CENTER		185	1	1%	186
Destin Healthcare and Rehabilitation Center	1	181	3	2%	185
SABAL PALMS HEALTH AND REHAB		146	39	21%	185
MINUTECLINIC LLC #3671		166	18	10%	184

# COVID-19: testing by laboratory

Data through Dec 15, 2020 verified as of Dec 16, 2020 at 09:25 AM

Data in this report are provisional and subject to change.

The numbers in the table below represent the number of Florida and non-Florida residents for whom test results were received by the Department of Health. A person can be tested by more than one laboratory and can have both positive and negative results. **Therefore, the sum of the numbers in each column will be larger than the total number of people tested.**

Reporting lab	Inconclusive	Negative	Positive	Percent positive	Total
HEATHER HILL HEALTHCARE CENTER		169	15	8%	<b>184</b>
Glades West Rehabilitation and Nursing Center		183	1	1%	<b>184</b>
ST. JAMES BAY HEALTH AND REHABILITATION CENTER		183	1	1%	<b>184</b>
MIAMI JEWISH HEALTH SYSTEMS, INC	1	176	7	4%	<b>184</b>
NEO GENOMICS - FORT MYERS	1	178	4	2%	<b>183</b>
CYPRESS VILLAGE		174	8	4%	<b>182</b>
USA HEALTH UNIVERSITY HOSPITAL CLINICAL LABORATORY	1	178	2	1%	<b>181</b>
ARCHER HEALTH VENTURES, LLC		171	10	6%	<b>181</b>
PCB CLINIC		136	45	25%	<b>181</b>
CENTRA CARE – AZALEA PARK		98	82	46%	<b>180</b>
BAY TREE CARE AND REHABILITATION CENTER		164	16	9%	<b>180</b>
PruittHealth Panama City		175	5	3%	<b>180</b>
PALM GARDEN OF AVENTURA		179	1	1%	<b>180</b>
PALM GARDEN OF TAMPA		178	2	1%	<b>180</b>
BROOKDALE FORT MYERS CYPRESS LAKE		178	1	1%	<b>179</b>
W FRANK WELLS NURSING HOME		159	20	11%	<b>179</b>
RULEME CENTER	1	175	3	2%	<b>179</b>
SIGNATURE HEALTHCARE OF NORTH FLORIDA		176	2	1%	<b>178</b>
CAPE CANAVERAL HOSPITAL		51	127	71%	<b>178</b>
DOCTORS MEMORIAL FAMILY MEDICINE	2	121	55	31%	<b>178</b>
HARDEE COUNTY HEALTH DEPARTMENT		141	37	21%	<b>178</b>
ELLENTON PEDIATRICS		162	15	8%	<b>177</b>
CARRINGTON PLACE OF ST PETE LLC		175	1	1%	<b>176</b>
MINUTECLINIC LLC #3635		160	16	9%	<b>176</b>
UNIVERSITY OF TAMPA STUDENT HEALTH AND SHC CLINICAL LABORATORY		44	132	75%	<b>176</b>
STARKE FAMILY MEDICAL CENTER		143	32	18%	<b>175</b>
SOLARIS HEALTHCARE MERRITT ISLAND		161	14	8%	<b>175</b>
Consulate Health Care of St. Petersburg		174			<b>174</b>
ADVENT HEALTH CENTRA CARE - DAYTONA BEACH		89	85	49%	<b>174</b>
FLORIDA DEPARTMENT OF HEALTH		151	23	13%	<b>174</b>
VITAS HEALTHCARE CORP OF CENTRAL FL		172	1	1%	<b>173</b>
NIGHT LITE PEDIATRICS WINTER GARDEN		144	28	16%	<b>172</b>
ADVENT HEALTH CENTRA CARE - WESLEY CHAPEL		4	167	98%	<b>171</b>
BAPTIST HEALTH PRIMARY CARE	1	134	36	21%	<b>171</b>
PALM GARDEN OF CLEARWATER		165	5	3%	<b>170</b>
ORCHARD PARK HEALTH & REHABILITATION		168			<b>168</b>
PEDIATRIC HEALTH CARE ALLIANCE, PA		151	17	10%	<b>168</b>
PANAMA CITY DEVELOPMENTAL CENTER□		168			<b>168</b>
ADVENT HEALTH CENTRA CARE - COLONIAL TOWN		121	47	28%	<b>168</b>
SIGNATURE HEALTHCARE AT THE COURTYARD		127	41	24%	<b>168</b>
NADAL PEDIATRICS - VICTORIA STREET (3385)		141	26	16%	<b>167</b>
EPN URGENT CARE		43	124	74%	<b>167</b>
FLAGLER COUNTY HEALTH DEPARTMENT		143	22	13%	<b>165</b>
PHYSICIANS PRIMARY CARE LAB		132	33	20%	<b>165</b>
ADVENT HEALTH CENTRA CARE - OVIEDO		63	101	62%	<b>164</b>
FORT PIERCE HEALTH CARE		163			<b>163</b>
BRADENTON HEALTH CARE		163			<b>163</b>

# COVID-19: testing by laboratory

Data through Dec 15, 2020 verified as of Dec 16, 2020 at 09:25 AM

Data in this report are provisional and subject to change.

The numbers in the table below represent the number of Florida and non-Florida residents for whom test results were received by the Department of Health. A person can be tested by more than one laboratory and can have both positive and negative results. **Therefore, the sum of the numbers in each column will be larger than the total number of people tested.**

Reporting lab	Inconclusive	Negative	Positive	Percent positive	Total
NSPIRE HEALTHCARE LAUDERHILL		160	3	2%	163
ST. CLOUD REGIONAL MEDICAL CENTER		155	8	5%	163
Chatsworth at PGA National, LLC		160	2	1%	162
BROOKSVILLE HEALTHCARE CENTER LLC		161	1	1%	162
WOMEN'S CARE FLORIDA LABORATORY		157	5	3%	162
TRI COUNTY NURSING HOME		161	1	1%	162
LOOP PEDIATRICS PA		144	17	11%	161
URGENT CARE OF THE PALM BEACHES, NORTH PALM BEACH			161	100%	161
GREENBRIAR REHABILITATION AND NURSING CENTER	1	159			160
KEYSTONE REHAB		160			160
EAST LAKE PEDIATRICS PA		150	10	6%	160
AZALEA TRACE		154	6	4%	160
ELMHURST HOSPITAL CENTER	1	154	5	3%	160
ADVENTHEALTH MEDICAL GROUP PROMPT CARE		127	33	21%	160
GOOD SAMARITAN SOCIETY-DAYTONA		158	2	1%	160
BAYVIEW CENTER		158	1	1%	159
DAVID SCOTT MADWAR MD PA		147	12	8%	159
FLORIDA DEPARTMENT OF HEALTH CLAY COUNTY		104	55	35%	159
Lake Port Square Health Center		155	4	3%	159
WUESTHOFF REF LABORATORY			158	100%	158
ADVENT HEALTH CENTRA CARE - WINTER HAVEN	1	80	77	49%	158
TALLAHASSEE NHHI LLC		156	1	1%	157
CARENOW	2	89	66	42%	157
MANOR CARE OF NAPLES FL LLC		155	1	1%	156
HOSPITAL FOR SPECIAL SURGERY		155	1	1%	156
VETERANS AFFAIRS MEDICAL CENTER - MIAMI			156	100%	156
CARENOW URGENT CARE – FORT PIERCE		118	37	24%	155
TIMBERRIDGE NURSING HOME & REHAB		123	32	21%	155
The Inn at Sarasota Bay Club		153	2	1%	155
COCOA BEACH/ADVENT CENTRA		41	114	74%	155
PRUITT HEALTH		153	2	1%	155
MEDICAL CENTER CLINIC-IMMEDIATE CARE	1	128	26	17%	155
JACKSON PLAZA NURSING & REHAB CENTER		154	1	1%	155
PALMETTTO FACILITY INC	1	152			153
AFC URGENT CARE TYRONE		2	150	99%	152
Heritage Healthcare at Tallahassee		150	2	1%	152
Life Care Center of Punta Gorda	1	146	4	3%	151
DIAMOND RIDGE HEALTH AND REHABILITATION		140	11	7%	151
PALM GARDEN OF WEST PALM BEACH		138	13	9%	151
CONSULATE HEALTH CARE OF MELBOURNE		151			151
DIAMOND RIDGE		147	3	2%	150
ARCPPOINT LABS OF ST PETERSBURG		114	36	24%	150
SILVER CREEK SENIOR LIVING COMMUNITY		150			150
BEAR CREEK NURSING CENTER		149	1	1%	150
COMMUNITY HEALTH AND REHABILITATION CENTER		139	11	7%	150
PALM GARDEN OF WINTER HAVEN		135	14	9%	149
PERSONALIZED GENETIC TESTING		62	87	58%	149

# COVID-19: testing by laboratory

Data through Dec 15, 2020 verified as of Dec 16, 2020 at 09:25 AM

Data in this report are provisional and subject to change.

The numbers in the table below represent the number of Florida and non-Florida residents for whom test results were received by the Department of Health. A person can be tested by more than one laboratory and can have both positive and negative results. **Therefore, the sum of the numbers in each column will be larger than the total number of people tested.**

Reporting lab	Inconclusive	Negative	Positive	Percent positive	Total
PRECISION HEALTH RESOURCES, LLC	1	133	15	10%	149
FAWCETT MEMORIAL HOSPITAL-LAB		39	110	74%	149
MINUTECLINIC LLC #476		128	20	14%	148
ADVENT HEALTH CENTRA CARE - CARROLLWOOD		2	146	99%	148
ASTON GARDENS AT PELICAN MARSH		146	2	1%	148
SILVERCREST HEALTH AND REHABILITATION CENTER	3	139	5	3%	147
CITRUS HEALTH AND REHAB		128	19	13%	147
ADVENT HEALTH CENTRA CARE - ST. CLOUD		131	15	10%	146
AFC URGENT CARE SEMINOLE			146	100%	146
PADDOCK RIDGE		144	2	1%	146
Bayside Care Center	1	140	5	3%	146
J AND G MEDICAL GROUP LLC		124	22	15%	146
AVENTURA REHAB AND NURSING CENTER		145			145
HALIFAX MEDICAL CENTER-PORT ORANGE LAB		124	20	14%	144
SERANADES BY SONATA WEST ORANGE		126	18	13%	144
Nspire Health Care Kendall		137	6	4%	143
AFC URGENT CARE FAMILY CARE			143	100%	143
LONGWOOD FAMILY PRACTICE		121	22	15%	143
OCALA FAMILY MEDICAL CENTER INC	1	115	26	18%	142
SARNO EXTENDED HOURS		96	46	32%	142
EDGEWOOD NURSING CENTER		140	2	1%	142
ENGLEWOOD HEALTHCARE AND REHABILITATION CENTER		141			141
ORLANDO HEALTH EMERGENCY DEPARTMENT		132	9	6%	141
TERRACES OF LAKE WORTH CARE CENTER□		140			140
EDGEWATER AT WATERMAN VILLAGE,THE		139	1	1%	140
REHABILITATION CENTER OF LAKE CITY, TH		133	6	4%	139
AMERICAN FINNISH NURSING HOME	1	135	2	1%	138
AMERICAN PATHOLOGY PARTNERS		136	2	1%	138
ARBOR FACILITY INC		138			138
BAYFRONT HEALTH MEDICAL GROUP		106	31	23%	137
PPC-LAB EDI ORCHARD BI		129	8	6%	137
Rehabilitation Center for Park Place LLC		135	2	1%	137
HUNT CLUB PEDIATRIC ASSOCIATES, P.A.		116	21	15%	137
MANOR AT BLUEWATER BAY		131	6	4%	137
DXTERITY DIAGNOSTICS	1	132	3	2%	136
Consulate Healthcare of West Palm Beach		129	7	5%	136
LAB CORP	1	86	49	36%	136
VENICE REGIONAL BAYFRONT HEALTH (PULMONARY)		126	10	7%	136
AFC URGENT CARE CLEARWATER		81	55	40%	136
IRL MARKET LAB ALACHUA		104	31	23%	135
PORT ST LUCIE REHABILITATION AND HEALTHCARE		98	37	27%	135
Parkview Rehabilitation Center at Winter Park		132	3	2%	135
LITTLE PINE PEDIATRICS		101	33	25%	134
LPG COCONUT POINT		114	20	15%	134
PALM BEACH COUNTY HEALTH DEPT LAB	1	131	2	1%	134
OAKBROOK HEALTH AND REHABILITATION CENTER	1	132			133
LABORATORY OF FLORIDA		83	50	38%	133



# COVID-19: testing by laboratory

Data through Dec 15, 2020 verified as of Dec 16, 2020 at 09:25 AM

Data in this report are provisional and subject to change.

The numbers in the table below represent the number of Florida and non-Florida residents for whom test results were received by the Department of Health. A person can be tested by more than one laboratory and can have both positive and negative results. **Therefore, the sum of the numbers in each column will be larger than the total number of people tested.**

Reporting lab	Inconclusive	Negative	Positive	Percent positive	Total
LAKE PARK OF MADISON		130	3	2%	133
SAINTS 120 LLC	1	107	25	19%	133
UNITED CLINICAL LABORATORIES		124	9	7%	133
ADVENT HEALTH CENTRA CARE - DELAND		28	105	79%	133
ALLSOUTH URGENT CARE			133	100%	133
FIRST CHOICE PEDIATRICS		93	39	30%	132
DIGNITY HEALING, LLC		128	4	3%	132
FORT WALTON REHABILITATION CENTER		95	37	28%	132
ROSECASTLE OF ZEPHRHILLS		130	2	2%	132
THE REHABILITATION CENTER OF LAKE CITY		127	5	4%	132
CAYUGA MEDICAL CENTER AT ITHACA		129	3	2%	132
UCC - WELLINGTON			132	100%	132
CORAL REEF NURSING & REHAB CENTER		132			132
COLOR GENOMICS, INC.	1	129	2	2%	132
INTEGRATED REGIONAL LABORATORIES		119	12	9%	131
AMERICAN RESEARCH LABS		7	124	95%	131
LONGWOOD HEALTH AND REHABILITATION CENTER		125	6	5%	131
CATALYST WALK IN CLINIC		98	32	25%	130
MINUTECLINIC LLC #3291		113	17	13%	130
CENTRACARE		17	112	87%	129
ADVENT HEALTH CENTRA CARE - AZALEA PARK		112	17	13%	129
BMHSI-AEL MICROBIOLOGY LABORATORY	2	102	25	19%	129
TRENTON MEDICAL CENTER INC DBA PALMS MEDICAL GROUP	2	105	22	17%	129
ALL SEASONS NAPLES LLC		128	1	1%	129
GENE BY GENE		61	68	53%	129
MATHISON RETIREMENT COMMUNITY, INC		127	1	1%	128
REFUAH HEALTH CENTER LABORATORY		124	4	3%	128
CRUCIAL CARE EMERGENCY MEDICINE DOCTORS		104	24	19%	128
ADVENT HEALTH - ORLANDO		110	18	14%	128
Emory L Bennett State Veterans Nursing Home		125	2	2%	127
RIVERS FAMILY MEDICINE PA		103	24	19%	127
MILLENNIUM LAB SERVICES			127	100%	127
SUN COUNTRY PEDIATRICS PLLC	6	111	10	8%	127
GOOD SAMARITAN SOCIETY OF DELAND		123	3	2%	126
SEA BREEZE REHAB AND NURSING CENTER		124	2	2%	126
PIONEER CLINICAL LAB, LLC		104	22	17%	126
CANTERFIELD OF OCALA, LLC		123	2	2%	125
SEMINOLE NURSING PAVILION		118	7	6%	125
PINES OF SARASOTA		125			125
ADVENT HEALTH CENTRA CARE - LONGWOOD		22	103	82%	125
THE CLUB AND REHABILITATION CENTER		123	1	1%	124
MACTOWN, INC		124			124
TREASURE COAST MEDICAL ASSOCIATES INC		95	29	23%	124
ST CATHERINE'S WEST REHABILITATION HOSPITAL		123	1	1%	124
HENDRY REGIONAL MEDICAL CENTER CLINICAL LABORATORY		91	33	27%	124
GENETWORKX		17	107	86%	124
SERENADES IN THE VILLAGES		107	16	13%	123

# COVID-19: testing by laboratory

Data through Dec 15, 2020 verified as of Dec 16, 2020 at 09:25 AM

Data in this report are provisional and subject to change.

The numbers in the table below represent the number of Florida and non-Florida residents for whom test results were received by the Department of Health. A person can be tested by more than one laboratory and can have both positive and negative results. **Therefore, the sum of the numbers in each column will be larger than the total number of people tested.**

Reporting lab	Inconclusive	Negative	Positive	Percent positive	Total
FLORIDA KEYS PEDIATRICS & ADOLESCENT CENTER		119	4	3%	123
REGENCY CARE OF BLOUNTSTOWN LLC		118	5	4%	123
NCRNC INC		121	2	2%	123
FLORIDA HEALTH CARE PLAN INC		2	121	98%	123
LIFE CARE CENTER OF ALTAMONTE SPRINGS		102	21	17%	123
TRINITY REGIONAL REHAB CENTER		118	4	3%	122
Solaris Healthcare Daytona	1	121			122
SABAL DIRECT PRIMARY CARE, PA		105	17	14%	122
NORTH FLORIDA PEDIATRICS - MARIANNA		91	31	25%	122
GRAVITY DIAGNOSTICS, LLC		35	86	71%	121
ASSOCIATESMD MEDICAL GROUP INC		104	17	14%	121
PARKVIEW HEALTH		121			121
TRI-COUNTY NURSING HOME		114	7	6%	121
Sunset Point Center		119	2	2%	121
TARPON POINT NURSING AND REHABILITATION CENTER		120			120
ACCURATE DIAGNOSTIC LABS, INC		115	5	4%	120
GESSLER CLINIC PA		98	22	18%	120
FHMG-FLORIDA HOSPITAL MEDICAL GROUP		101	19	16%	120
ADVANCED MEDICAL CENTER		86	34	28%	120
PEDIATRICS IN BREVARD PA		111	9	8%	120
BAYSIDE HEALTH AND REHABILITATION CENTER		119			119
BOSTON RED SOX CLUB LP		117	1	1%	118
MATHISON RETIREMENT COMMUNITY		114	4	3%	118
GRAVITY DIAGNOSTICS		42	76	64%	118
POINT WASHINGTON MEDICAL CLINIC		1	117	99%	118
SUWANNEE VALLEY NURSING CENTER		113	4	3%	117
NEIGHBORHOOD MEDICAL CENTER		112	5	4%	117
ARTHREX MEDICAL CENTER		48	69	59%	117
PROVIDENCE HOSPITAL LABORATORY		112	5	4%	117
AMBULATORY SURGERY CENTER OF BOCA RATON LTD		116	1	1%	117
BOCA GRANDE HEALTH CLINIC		113	3	3%	116
Fernandina Beach Rehabilitation and Nursing Center		116			116
INTERLACHEN PEDIATRICS PA		112	4	3%	116
AFC URGENT CARE		52	63	55%	115
PAVILION FOR HEALTHCARE, THE		115			115
DOCTORS MEMORIAL HOSPITAL		37	78	68%	115
VILLAGE DOCTORS OF KEYSTONE		93	21	18%	114
LabCorp L#09258090 M#09258105		72	42	37%	114
CHARTER SENIOR LIVING OF PANAMA CITY BEACH		99	15	13%	114
CHILDRENS MEDICAL ASSOCIATION		103	11	10%	114
Whispering Oaks	5	103	6	5%	114
PROVISTA DIAGNOSTICS, INC		111	2	2%	113
AMERICAN FAMILY CARE PENSACOLA WEST		1	111	99%	112
COASTAL HEALTH AND REHAB		110	2	2%	112
COQUINA CENTER		111	1	1%	112
MOBILE INFIRMARY MED CENTER PATH LAB		101	11	10%	112
ALLIED HEALTH FORT PIERCE		112			112



# COVID-19: testing by laboratory

Data through Dec 15, 2020 verified as of Dec 16, 2020 at 09:25 AM

Data in this report are provisional and subject to change.

The numbers in the table below represent the number of Florida and non-Florida residents for whom test results were received by the Department of Health. A person can be tested by more than one laboratory and can have both positive and negative results. **Therefore, the sum of the numbers in each column will be larger than the total number of people tested.**

Reporting lab	Inconclusive	Negative	Positive	Percent positive	Total
HIALEAH SHORES NURSING AND REHAB CENTER		103	8	7%	111
CENTRA CARE - HUNTER'S CREEK		52	59	53%	111
ADVENT HEALTH CENTRA CARE		9	102	92%	111
LASER & SURGERY CENTER OF THE PALM BEACHES□		111			111
ARDEN COURTS OF LARGO FL, LLC		107	3	3%	110
NATIONS BEST FAMILY HEALTH CARE		60	50	45%	110
HILLSBOROUGH COUNTY DEVELOPMENTAL CTR□	1	108			109
PALM GARDEN OF ORLANDO		105	4	4%	109
BAYFRONT HEALTH ER PINELLAS PARK	1	71	37	34%	109
MEADOWCREST FAMILY PHYSICIANS		78	31	28%	109
NORTH FL SOUTH GA HCS-MALCOM RANDALL VAMC			109	100%	109
BELVEDERE COMMONS OF FORT WALTON BEACH		100	9	8%	109
MEYER PEDIATRICS		96	12	11%	108
EVANS HEALTH CARE		106	2	2%	108
SOLARIS HEALTHCARE OSCEOLA		105	3	3%	108
ISLAND HEALTH AND REHABILITATION CENTER		108			108
PRIMECARE OF DOTHAN		74	34	31%	108
CORE BIO LABS		74	33	31%	107
GLADES HEALTH CARE CENTER		106	1	1%	107
DOCTOR'S IN HOUSE LABORATORY		13	94	88%	107
TUSCAN GARDENS OF VENETIA MANAGEMENT COMPANY		106	1	1%	107
LAKESIDE NEUROLOGIC		103	4	4%	107
Solaris Healthcare Lake Bennet		93	13	12%	106
MINUTECLINIC LLC #4987		92	14	13%	106
Gulf Coast Healthcare (Longwood Health and Rehab		106			106
HEART OF FLORIDA REGIONAL MED CTR		35	71	67%	106
QUICK CARE MED		80	26	25%	106
GRAND OAKS HEALTH & REHABILITATION		106			106
SHOAL CREEK REHABILITATION CENTER		71	35	33%	106
MINUTECLINIC DIAGNOSTIC OF RHODE ISLAND, LLC #729		102	4	4%	106
FHMG FLORIDA HOSPITAL MEDICAL GROUP		90	15	14%	105
ADVENT HEALTH CENTRA CARE - SANFORD		28	77	73%	105
WESLEY HAVEN VILLA	1	98	6	6%	105
RDX BIOSCIENCE		47	58	55%	105
ADVENT HEALTH CENTRA CARE - BRANDON		29	76	72%	105
ATLANTIC SHORES NURSING AND REHAB CENTER		103	1	1%	104
HEARTLAND PEDIATRICS OF LAKE WALES		96	8	8%	104
Bayside Health and Rehabilitation		103	1	1%	104
GOLD CHOICE SENIOR COMMUNITIES		75	29	28%	104
BAY VIEW HEALTHCARE		85	19	18%	104
SUNFLOWER SPRINGS ASSISTED LIVING		99	3	3%	102
UNIVERSITY MEDICAL CENTER SUITES		90	12	12%	102
NEW YORK CITY DEPARTMENT OF HEALTH & MENTAL		94	8	8%	102
Consulate Health Care of Port Charlotte		98	2	2%	100
WIMAUMA COMMUNITY HEALTH CENTER		80	20	20%	100
WOODBRIIDGE FACILITY INC		99	1	1%	100
ARCADIA HEALTH AND REHABILITATION CENTER		100			100

# COVID-19: testing by laboratory

Data through Dec 15, 2020 verified as of Dec 16, 2020 at 09:25 AM

Data in this report are provisional and subject to change.

The numbers in the table below represent the number of Florida and non-Florida residents for whom test results were received by the Department of Health. A person can be tested by more than one laboratory and can have both positive and negative results. **Therefore, the sum of the numbers in each column will be larger than the total number of people tested.**

Reporting lab	Inconclusive	Negative	Positive	Percent positive	Total
CRONOS CLINICAL LABORATORY	2	88	10	10%	100
FELLOWSHIP HOME AT THE FAIRWAY LLC		99			99
EVENT MED SERVICES LABORATORY		98	1	1%	99
CSL PLASMA		23	76	77%	99
EXOSOME DIAGNOSTICS		93	5	5%	98
CENTRAL FLORIDA HEALTH CARE		46	52	53%	98
FLORIDA COMMUNITY HEALTH CENTERS INC			98	100%	98
FIRST CHOICE PRIMARY CARE		73	25	26%	98
JACKSONVILLE KIDS PEDIATRICS, PLLC		82	16	16%	98
PLAZA OF HALLANDALE BEACH		98			98
PHYSICIANS REGIONAL CLINIC		82	15	15%	97
Chatham Glen Healthcare and Rehabilitation Center		95	2	2%	97
DBI HEALTH INC		95	2	2%	97
HEALTH CENTERS AT BRENTWOOD		96	1	1%	97
SOLARIS HEALTHCARE IMPERIAL		94	3	3%	97
TUSCAN GARDENS OF PALM COAST		96	1	1%	97
YOUR FAMILY WALK-IN CLINIC		3	93	97%	96
SOUTH BALDWIN REGIONAL MEDICAL CENTER		92	4	4%	96
PHYSICIANS STAT LAB INC		74	22	23%	96
PEDIATRIC ASSOCIATES ORLANDO		82	14	15%	96
WIREGRASS DIRECT PRIMARY CARE PLLC□		81	15	16%	96
BAYSHORE MEMORY CARE□		96			96
THE TERRACE OF KISSIMMEE		80	15	16%	95
ADVENT HEALTH CENTRA CARE - TEMPLE TERRACE		42	53	56%	95
GLOBAL CENTRAL LABS AT PPD	2	87	6	6%	95
ADVENT HEALTH CENTRA CARE - KISSIMMEE		61	34	36%	95
VISTA MANOR		92	3	3%	95
OSPREY VILLAGE AT AMELIA ISLAND LTD		91	3	3%	94
DEPARTMENT OF HEALTH & HUMAN SERVICES		94			94
GRANDE, THE□	2	88	4	4%	94
DIAGNOSTIC SOLUTIONS		3	91	97%	94
San Jose Health & Rehabilitation		94			94
PEDIATRICS OF GREATER ORLANDO		84	10	11%	94
OCEAN REEF MEDICAL CENTER		74	19	20%	93
SOLARIS HEALTHCARE LAKE CITY		57	36	39%	93
FIRST CHOICE PEDIATRICS SEMORAN		72	21	23%	93
TREASURE COAST MEDICAL ASSOCIATES		2	91	98%	93
FINLAY CLINICAL LABORATORY		28	65	70%	93
MONTEFIORE MEDICAL CENTER LABORATORIES - MOSES		85	8	9%	93
DEVANSH LAB WERKS INC		77	16	17%	93
FINLAY CLINICAL LABORATORY INC		28	65	70%	93
UNIVERSITY OF MIAMI		1	92	99%	93
ANCIENT CITY PEDIATRICS		90	3	3%	93
AVECINA MOBILE		83	9	10%	92
FG RAPID RESULTS	1	51	40	43%	92
INN AT ASTON GARDENS, THE		91	1	1%	92
EXPRESS URGENT CARE LLC		1	91	99%	92

# COVID-19: testing by laboratory

Data through Dec 15, 2020 verified as of Dec 16, 2020 at 09:25 AM

Data in this report are provisional and subject to change.

The numbers in the table below represent the number of Florida and non-Florida residents for whom test results were received by the Department of Health. A person can be tested by more than one laboratory and can have both positive and negative results. **Therefore, the sum of the numbers in each column will be larger than the total number of people tested.**

Reporting lab	Inconclusive	Negative	Positive	Percent positive	Total
ORLANDO HEALTH CENTER FOR REHABILITATION		92			92
CENTERSTONE OF FLORIDA☐		87	4	4%	91
FLORIDA HEALTH CARE PLANS			91	100%	91
SEMINOLE COUNTY HEALTH DEPARTMENT		73	18	20%	91
CHILDRENS MEDICAL ASSOCIATION PA		77	13	14%	90
GEORGIA DEPARTMENT OF PUBLIC HEALTH		1	89	99%	90
WESTCHESTER MEDICAL CENTER		88	2	2%	90
AYERS HEALTH & REHABILITATION CENTER		90			90
PALMS MEDICAL GROUP HIGH SPRINGS		80	10	11%	90
VILLAGE PLACE NH LLC☐		68	22	24%	90
NAVY HOSPITAL			90	100%	90
ADVENT HEALTH CENTRA CARE - CITRUS PARK		8	81	91%	89
AMELIA MEDICAL CARE		13	76	85%	89
ADVENT HEALTH CENTRA CARE - WATERMAN		78	11	12%	89
MV MEDICAL PRACTICE DBA PRIMARY URGENT CARE		86	3	3%	89
HOLY CROSS HOSPITAL		12	77	87%	89
LIFE CARE CENTER OF WINTER HAVEN		77	12	13%	89
JEFFERY WEINZWEIG		2	87	98%	89
TRADITION MEDICAL CENTER LABORATORY		48	40	45%	88
COASTAL PHYSICIANS, LLC		68	20	23%	88
GOVERNOR'S CREEK HEALTH & REHABILITATION		87	1	1%	88
ADVENT HEALTH CENTRA CARE - ORANGE CITY		14	74	84%	88
AMERICA'S PHARMACY LLC		79	9	10%	88
WESTWOOD HEALTHCARE SNF		87	1	1%	88
AVERO DIAGNOSTICS		64	24	27%	88
Concordia Village of Tampa AL		87			87
PACIFIC ANALYTICS			87	100%	87
SMILEY MEDICAL GROUP		59	28	32%	87
HURLBURT FIELD CLINIC		39	48	55%	87
BRANDON HEALTH AND REHABILITATION CENTER	1	85	1	1%	87
24/7 PEDIATRIC CARE CENTERS INC		83	4	5%	87
TIFFANY HALL NURSING AND REHAB CENTER		87			87
FLORIDA DEPT OF HEALTH IN BREVARD COUNTY	3	78	6	7%	87
FAMILY CARE PARTNERS OF NORTHEAST FLORIDA LLC		48	39	45%	87
ABBIEJEAN RUSSELL CARE CENTER☐		87			87
SPRINGS AT LAKE POINTE WOODS		85	2	2%	87
WHITE PLAINS HOSPITAL CENTER LAB		87			87
Solaris Healthcare Coconut Creek		84	2	2%	86
DAYSPRING VILLAGE		85	1	1%	86
WEDGEWOOD HEALTHCARE CENTER		82	4	5%	86
FREEDOM INN AT TARPON SPRINGS		81	4	5%	85
SURREY PLACE CARE CENTER		80	5	6%	85
KALEIDA HEALTH CENTER FOR LABORATORY		80	5	6%	85
ADVENT HEALTH CENTRA CARE - SOUTH ORANGE		69	16	19%	85
FAST TRACK URGENT CARE CENTER - RIVERVIEW			85	100%	85
MIAMI SHORES NURSING & REHAB		85			85
SUNLAND MARIANNA COX MEDICAL CENTER		75	10	12%	85

# COVID-19: testing by laboratory

Data through Dec 15, 2020 verified as of Dec 16, 2020 at 09:25 AM

Data in this report are provisional and subject to change.

The numbers in the table below represent the number of Florida and non-Florida residents for whom test results were received by the Department of Health. A person can be tested by more than one laboratory and can have both positive and negative results. **Therefore, the sum of the numbers in each column will be larger than the total number of people tested.**

Reporting lab	Inconclusive	Negative	Positive	Percent positive	Total
ARBOR TRAIL		77	8	9%	85
W. FRANK WELLS NURSING HOME		84	1	1%	85
KEYS MEDICAL GROUP			84	100%	84
PINES OF SARASOTA GARDEN		84			84
ADVENT HEALTH - PALM HARBOR ER		64	20	24%	84
AMEERAH LABS, LLC		66	18	21%	84
WHITE WILSON MEDICAL IMMEDIATE CARE NICEVILLE		1	83	99%	84
RDV SPORTSPLEX PEDIATRICS		67	16	19%	83
DISCOVERY VILLAGE AT NAPLES		83			83
JACKSONVILLE NURSING AND REHAB CENTER		81	2	2%	83
DAIRY ROAD URGENT CARE		54	29	35%	83
OAKS OF KISSIMMEE HEALTH AND REHABILITATION CENTER		83			83
BOCA RATON REHABILITATION CENTER		79	3	4%	82
MORSELIFE MEMORY CARE RESIDENCE		81	1	1%	82
LAB		29	53	65%	82
FAST TRACK URGENT CARE CENTER - WESTCHASE			82	100%	82
HERON CLUB AT PRESTANCIA		80	2	2%	82
THE PAVILION FOR HEALTH CARE		72	10	12%	82
ADVENT HEALTH - LAKE NONA		70	12	15%	82
ADVANCED AMBULATORY SURGERY CENTER		78	4	5%	82
URGENT CARE EXPRESS LLC			82	100%	82
MIRACLE HILL NURSING & REHABILITATION CENTER INC		80	2	2%	82
HEALTH CARE DISTRICT OF PALM BEACH COUNTY MAIN OFFICE	1	9	71	88%	81
HAVEN OF OUR LADY OF PEACE INC		81			81
MINUTECLINIC LLC #7973		71	10	12%	81
SOLARIS SENIOR LIVING VERO BEACH		80	1	1%	81
VIERA HOSPITAL			80	100%	80
QUICK CARE MED PL CR		77	3	4%	80
UNIVERSITY HEALTH SYSTEM INC		72	8	10%	80
MIDWAY PRIMARY CARE, LLC		78	2	3%	80
SUPERIOR RESIDENCES OF PANAMA CITY BEACH		75	5	6%	80
CLYDE E LASSEN STATE VETERANS NURSING HOME		56	24	30%	80
NSPIRE HEALTHCARE TAMARAC		78	1	1%	79
EDGEWATER AT WATERMAN VILLAGE		78	1	1%	79
WOOD LAKE HEALTH AND REHABILITATION CENTER		79			79
BORLAND GROOVER CLINIC	1	65	13	16%	79
MD 365 MEDICAL CARE		78	1	1%	79
CONEY ISLAND HOSPITAL		78	1	1%	79
FLOMEDILAB		19	59	76%	78
THE WELLNESS CENTER AT LAKEWOOD RANCH			78	100%	78
NITE LITE PEDIATRICS - JACKSONVILLE		76	2	3%	78
VETERANS AFFAIRS MEDICAL CENTER - PALO ALTO		28	50	64%	78
HOBDARI FAMILY HEALTH LLC		52	26	33%	78
CALHOUN LIBERTY HOSPITAL		50	28	36%	78
MEDICAL CENTER OF DELTONA, INC		59	19	24%	78
DIAGNOSTIC & CLINICAL CARE SERVICES INC DBA		65	13	17%	78
SEASIDE HEALTH AND REHABILITATION CENTER		22	56	72%	78

# COVID-19: testing by laboratory

Data through Dec 15, 2020 verified as of Dec 16, 2020 at 09:25 AM

Data in this report are provisional and subject to change.

The numbers in the table below represent the number of Florida and non-Florida residents for whom test results were received by the Department of Health. A person can be tested by more than one laboratory and can have both positive and negative results. **Therefore, the sum of the numbers in each column will be larger than the total number of people tested.**

Reporting lab	Inconclusive	Negative	Positive	Percent positive	Total
BRASHEAR'S VITAL CARE CORP		2	76	97%	78
AMA MEDICAL GROUP LLC		66	12	15%	78
CAREMOUNT MEDICAL - PATHOLOGY		76	2	3%	78
BROWARD HEALTH CORAL SPRINGS EPIDEMIOLOGY DEPT		1	76	99%	77
LAKEVIEW TERRACE RETIREMENT COMMUNITY		75	2	3%	77
ORANGE CITY NURSING AND REHAB		75	2	3%	77
THE COURTYARD ASSISTED LIVING		74	3	4%	77
ATLANTIC URGENT CARE		50	27	35%	77
CONSULATE HEALTH CARE OF SARASOTA		77			77
TRUE NORTH HEALTH NAVIGATION LLC DBA DISPATCHHEALTH	1	60	16	21%	77
FAST TRACK URGENT CARE CENTER - SOUTH TAMPA			77	100%	77
CBS LABS OF TAMPA LLC		3	74	96%	77
MINUTECLINIC LLC #4201		65	11	14%	76
STATMED QUICK QUALITY CLINIC AT NORTH PINELLAS		53	23	30%	76
ST MARK ASSISTED LIVING CENTER	1	64	11	14%	76
Heritage Park Rehabilitation & Healthcare		75	1	1%	76
DIAGNOSTIC LABORATORY OF OKLAHOMA		62	14	18%	76
DYNAMIC MEDICAL USA			76	100%	76
CATHOLIC HEALTH SYSTEM DEPT LABORATORY		74	1	1%	75
SOUTH BALDWIN MEDICAL CENTER GULF SHORES		62	13	17%	75
Advent health care center Celebration		72	3	4%	75
ASCENSION MEDICAL GROUP		1	74	99%	75
AVON PARK PEDIATRICS INC		66	8	11%	74
STEWART MEDICAL GROUP		34	40	54%	74
WINDSOR REFLECTIONS		74			74
NOAH CLINICAL LABORATORY		63	11	15%	74
NORTH FLORIDA PEDIATRICS PA - DUVAL		71	2	3%	73
SCOTT LAKE HEALTH AND REHABILITATION CENTER		71	2	3%	73
SIGNATURE HEALTHCARE OF PORT CHARLOTTE		69	4	5%	73
MAGNOLIA DIAGNOSTIC		1	72	99%	73
PEDIATRIC ASSOCIATES OF OCALA PA		67	6	8%	73
BAPTIST PRIMARY CARE INC		60	13	18%	73
CONSULATE HEALTH CARE - LAKE MARY		72	1	1%	73
HAVEN OF OUR LADY OF PEACE		72			72
BAPTIST PRIMARY CARE, INC		68	4	6%	72
PINELLAS CARE CENTER		47	25	35%	72
FLORIDA DEPARTMENT OF HEALTH IN LAKE COUNTY	1	50	21	29%	72
BAY VUE NURSING AND REHABILITATION CENTER		71	1	1%	72
VILLAS OF HOLLY BROOK - BRADENTON 14TH		72			72
PEDIATRICS BY THE SEA		71	1	1%	72
JOHN KNOX VILLAGE OF FLORIDA ALF	1	70	1	1%	72
LEESBURG PEDIATRICS		67	5	7%	72
SARAPATH DIAGNOSTICS			72	100%	72
ADVANCED LAB		67	4	6%	71
MEMORY CARE OF NAPLES		71			71
AMMON LABS		61	10	14%	71
KORGENE LAB		22	49	69%	71



# COVID-19: testing by laboratory

Data through Dec 15, 2020 verified as of Dec 16, 2020 at 09:25 AM

Data in this report are provisional and subject to change.

The numbers in the table below represent the number of Florida and non-Florida residents for whom test results were received by the Department of Health. A person can be tested by more than one laboratory and can have both positive and negative results. **Therefore, the sum of the numbers in each column will be larger than the total number of people tested.**

Reporting lab	Inconclusive	Negative	Positive	Percent positive	Total
HIGHLANDS MEDICAL CENTER		69	2	3%	71
EXCEL PEDIATRICS		53	18	25%	71
Madison Health and Rehabilitation Center		41	30	42%	71
SPRINGS AT BOCA CIEGA BAY,THE		71			71
CITRUS MEMORIAL HEALTH SYSTEM LAB		2	69	97%	71
LUIS A GHIGLINO MD PA		68	2	3%	70
QPS, LLC		69	1	1%	70
PLYMOUTH HOME FOR ADULTS, INC.	8	61	1	1%	70
BROOKDALE OVIEDO		68	2	3%	70
MEMORIAL MANOR		70			70
PATRIOT MEDICAL LABORATORIES		68	2	3%	70
Highlands Regional Hospital		63	7	10%	70
SUNCOAST COMMUNITY HEALTH CENTERS PEDIATRICS		21	49	70%	70
HERITAGE HEALTHCARE AND REHABILITATION CENTER		69			69
SOUTH CAMPUS FACILITY INC		65	4	6%	69
BROWARD HEALTH MEDICAL CENTER		3	66	96%	69
USF HEALTH MORSANI CENTER		5	64	93%	69
SIMED LABORATORY		57	12	17%	69
PROMEDICA LABORATORIES		21	48	70%	69
Courtyards of Orlando Care Center		69			69
DE LUNA HEALTH AND REHABILITATION CENTER		68	1	1%	69
HEALTH FIRST - PALM BAY HOSPITAL		2	66	97%	68
ADVENT HEALTH CENTRA CARE - WINTER GARDEN		13	55	81%	68
ARBOR GLEN AT ARBOR TRACE		61	7	10%	68
NO FLORIDA PEDIATRICS, PA		65	3	4%	68
SUNCOAST OPTIMAL WELLNESS		23	45	66%	68
BIODESIX, INC.		53	15	22%	68
ERIE COUNTY MEDICAL CTR CLINICAL LABS		66	2	3%	68
LIFE BRITE		66	1	1%	67
QUEENS HOSPITAL CENTER		65	2	3%	67
WELLOW URGENT CARE PC		67			67
AEL- MEMPHIS		17	50	75%	67
STONY BROOK UNIVERSITY MEDICAL CENTER		59	8	12%	67
LABFIRST - DEPARTMENT OF PATHOLOGY		66	1	1%	67
MINUTECLINIC LLC #8396		55	12	18%	67
MEDEX MEDICAL EXPRESS OF PALATKA			66	100%	66
GUEST HOUSE OCALA, THE		66			66
MINUTECLNIC LLC		56	10	15%	66
MINUTECLINIC, LLC #4015		53	13	20%	66
ALTRU DIAGNOSTICS INC		46	20	30%	66
ManorCare Health Services-Palm Harbor		66			66
CHAUTAUQUA REHABILITATION AND NURSING CENTER		65	1	2%	66
HEALTH PARK CARE CENTER		65			65
FIRST QUALITY LABORATORY		58	7	11%	65
SOUTH GEORGIA MEDICAL CENTER		48	17	26%	65
LAKE HOUSE ASSISTED LIVING		53	12	18%	65
FAMILY CARE PARTNERS OF NE FLORIDA LLC		33	32	49%	65



# COVID-19: testing by laboratory

Data through Dec 15, 2020 verified as of Dec 16, 2020 at 09:25 AM

Data in this report are provisional and subject to change.

The numbers in the table below represent the number of Florida and non-Florida residents for whom test results were received by the Department of Health. A person can be tested by more than one laboratory and can have both positive and negative results. **Therefore, the sum of the numbers in each column will be larger than the total number of people tested.**

Reporting lab	Inconclusive	Negative	Positive	Percent positive	Total
Oakhurst Center		65			65
DISCOVERY VILLAGE AT MELBOURNE		63	1	2%	64
LEE COUNTY SCHOOL DISTRICT	1	60	3	5%	64
OUT OF STATE		40	24	38%	64
NATURE COAST MEDICAL GROUP		48	16	25%	64
WATERMARK LAKE POINTE WOODS LLC		64			64
LAB PLUS, LLC AT SAINT THOMAS WEST HOSPITAL		50	14	22%	64
ASSOCIATED CLINICAL LABORATORIES		57	6	10%	63
EISENHOWER ARMY MEDICAL CENTER		59	4	6%	63
MINUTECLINIC LLC		55	8	13%	63
WADSWORTH HEALTH CENTER		60	3	5%	63
MINUTECLINIC LLC #3814		52	11	17%	63
VIERA DEL MAR HEALTH AND REHABILITATION CENTER		62	1	2%	63
LAKE VIEW CARE CENTER AT DELRAY		62	1	2%	63
ISLAND URGENT CARE PLLC DBA AFC URGENT CARE		62	1	2%	63
APC PEDIATRICS AT RYE ROAD MEDICAL PARK		63			63
F&T MEDICAL RESEARCH, INC		63			63
PLANTATION GENERAL HOSPITAL CLINICAL LAB		26	37	59%	63
VIERA HEALTH AND REHABILITATION CENTER		62	1	2%	63
LITTLE PINE PEDIATRICS PLLC		59	4	6%	63
CHILDREN MED CARE INC		52	10	16%	62
MINUTECLINIC DIAGNOSTIC OF SOUTH CAROLINA, LLC		56	6	10%	62
Heartland Healthcare of Ft. Myers		62			62
AMERICAN HOUSE-BONITA SPRINGS		61	1	2%	62
MINUTECLINIC LLC # 3930		54	8	13%	62
PHYSICIAN PARTNERS PERRY		42	20	32%	62
EAST NEW YORK DIAGNOSTIC AND TREATMENT		59	3	5%	62
JOSEPH L MORSE GERIATRIC CENTER	2	59	1	2%	62
WRIGHTS HEALTH CARE AND REHABILITATION CENTER		56	6	10%	62
RIDGEWOOD DIAGNOSTIC LABORATORY		60	2	3%	62
MIAMI BEACH COMMUNITY HEALTH CENTER			61	100%	61
ADVENT HEALTH CENTRA CARE - POINCIANA		23	38	62%	61
NO FLORIDA PEDIATRICS, PA - BRADFORD		50	11	18%	61
EMERALD COAST HOSPICE		60	1	2%	61
NEMOURS CHILDREN'S PRIMARY CARE		51	10	16%	61
FAST TRACK URGENT CARE CENTER - BRANDON			61	100%	61
CENTRAL BALDWIN IMMEDIATE CARE & FAMILY PRACTICE		48	13	21%	61
WINDSOR OAKS		60	1	2%	61
CL BRUMBACK PRIMARY CARE CLINICS		16	45	74%	61
LABCORP RTP		28	33	54%	61
EXACT SCIENCES LABORATORIES, LLC		15	45	75%	60
HUNT CLUB PEDIATRIC ASSOCIATES PA		47	13	22%	60
ATRIUM AT LIBERTY PARK		59	1	2%	60
ALL FLORIDA FAMILY AND SPORTS MEDICINE		54	6	10%	60
ST VINCENT'S BIRMINGHAM		57	3	5%	60
NAPLES CHILDREN'S URGENT CARE		49	11	18%	60
MINUTECLINIC LLC #3003		49	11	18%	60

# COVID-19: testing by laboratory

Data through Dec 15, 2020 verified as of Dec 16, 2020 at 09:25 AM

Data in this report are provisional and subject to change.

The numbers in the table below represent the number of Florida and non-Florida residents for whom test results were received by the Department of Health. A person can be tested by more than one laboratory and can have both positive and negative results. **Therefore, the sum of the numbers in each column will be larger than the total number of people tested.**

Reporting lab	Inconclusive	Negative	Positive	Percent positive	Total
HUNTSVILLE HOSPITAL LABORATORY		45	15	25%	60
JUPITER MEDICAL CENTER URGENT CARE			60	100%	60
INTERNAL LAB		50	9	15%	59
VIERA MANOR ASSISTED LIVING RESIDENCE		55	4	7%	59
MED EXPRESS		6	53	90%	59
DOUGLAS T JACOBSON STATE VETERANS HOME		59			59
LATE HOURS URGENT CARE		42	17	29%	59
VIERA HOSPITAL, INC		44	15	25%	59
MILLER BIOCONNECT		43	16	27%	59
Margate Health and Rehabilitation Center		56	2	3%	58
AMERICAN FAMILY MEDICAL		48	10	17%	58
ISLAND COAST PEDIATRICS		56	2	3%	58
MOLECULAR TESTING LABS		25	33	57%	58
TGH URGENT CARE – SEMINOLE			58	100%	58
SMA LAB		8	50	86%	58
FLORIDA PEDIATRIC GROUP		27	31	53%	58
THE CANOPY AT BERRYHILL		58			58
PALM BEACH PEDIATRICS PA	1	48	9	16%	58
Quail Run Health Care Center		58			58
STONY BROOK SOUTHAMPTON		57	1	2%	58
CANOPY ON BERRYHILL, THE		45	12	21%	57
EMBRY RIDDLE AERONAUTICAL UNIVERSITY HEALTH SERVICES			57	100%	57
GOOD SAMARITAN CENTER		57			57
ASCENSION SACRED HEART BAY LABORATORY		54	3	5%	57
J FRANK AVEY MD		46	11	19%	57
MILLENIUM PHYSICIANS GROUP		1	56	98%	57
LABCORP EMPLOYER SERVICES		57			57
KAPG FLEMING ISLAND SENIOR HOUSING OPCO LLC	1	56			57
UNIVERSITY OF NORTH FLORIDA STUDENT HEALTH		54	3	5%	57
SUMMER VISTA ASSISTED LIVING		37	20	35%	57
URGENT CARE TCMA			57	100%	57
EAST ALABAMA MEDICAL CENTER LABORATORY		49	8	14%	57
MINNESOTA TWINS		53	3	5%	56
FAST TRACK URGENT CARE CENTER - WESLEY CHAPEL			56	100%	56
Crystal Health & Rehab Center		56			56
SUNY UPSTATE MEDICAL UNIVERSITY		52	4	7%	56
VILLA MARIA WEST SKILLED NURSING FACILITY		50	6	11%	56
The Grove Health and Rehabilitation		40	16	29%	56
SENIOR LIVING VII TAMPA LLC	1	48	7	13%	56
MD LABS		32	24	43%	56
FLAGLER COLLEGE HEALTH SERVICES		39	17	30%	56
S-H THIRTY-FIVE OPCO- PORT ST LUCIE, LLC	1	55			56
GULF COAST MEDICAL CENTER		53	2	4%	55
CLEARWATER STATMED QUICK QUALITY CLINICS		28	27	49%	55
MD 365 MEDICAL CARE PLLC		55			55
VIPEDIATRICS PLLC		52	3	5%	55
PALM BAY URGENT CARE		28	27	49%	55

# COVID-19: testing by laboratory

Data through Dec 15, 2020 verified as of Dec 16, 2020 at 09:25 AM

Data in this report are provisional and subject to change.

The numbers in the table below represent the number of Florida and non-Florida residents for whom test results were received by the Department of Health. A person can be tested by more than one laboratory and can have both positive and negative results. **Therefore, the sum of the numbers in each column will be larger than the total number of people tested.**

Reporting lab	Inconclusive	Negative	Positive	Percent positive	Total
SONATA HUNTERS CREEK		47	8	15%	55
TWIN CREEKS ASSISTED LIVING & MEMORY CARE		53	2	4%	55
NORTH PORT REHABILITATION AND NURSING CENTER□		54	1	2%	55
PHYSICIANS REGIONAL MEDICAL CENTER - PINE RIDGE		18	36	67%	54
MOBILE PHYSICIAN SERVICES INC		52	2	4%	54
ESTERO ISLAND MEDICAL CENTER		43	11	20%	54
ST. CLOUD MEDICAL GROUP		54			54
FAMILY HEALTH CENTERS OF SOUTHWEST FLORIDA INC		34	20	37%	54
UNITED LABORATORY SERVICES CORPORATION		38	16	30%	54
TIFFANY HALL NURSING AND REHAB		44	10	19%	54
ALZHEIMERS CARE CENTER OF VIERA LTD		36	18	33%	54
PRIMARY CARE SOUTH INC			54	100%	54
GRACE PEDIATRICS		42	12	22%	54
SARASOTA CO. HEALTH DEPT # 58		40	14	26%	54
KINDRED HOSPITAL	3	50	1	2%	54
CENTRA CARE POINCIANA	1	42	11	20%	54
CLERMONT HEALTH AND REHAB		40	14	26%	54
CENTRA CARE - CONWAY		20	33	62%	53
PALMS FACILITY INC		52	1	2%	53
ALTERNATIVE LIVING, INC DBA TWIN CITIES PAVILION		53			53
POINTE, THE		51	2	4%	53
BENTON HOUSE AT OAKLEAF		51	2	4%	53
GENPATH			53	100%	53
CLEVELAND CLINIC FOUNDATION		11	41	79%	52
DAYSPRING SENIOR LIVING LLC		51	1	2%	52
Solaris Senior Living North Naples ALF		47	5	10%	52
ADVENT HEALTH		49	3	6%	52
IQBAL A FARUQUI MD□		42	10	19%	52
VETERANS AFFAIRS MEDICAL CENTER - GULF COAST		27	25	48%	52
ARCPOINT LABS OF SARASOTA MANATEE		1	51	98%	52
REDI MED LLC			52	100%	52
WORKPLACE SCREENING INTELLIGENCE			52	100%	52
Sunnyside Nursing Home		50	2	4%	52
WILSON MEMORIAL REGIONAL MEDICAL CENTER		49	3	6%	52
HOLISTIX TREATMENT CENTERS		48	4	8%	52
PARKSIDE INN		52			52
GULFVIEW MEDICAL INSTITUTE		51			51
Q ANSWER LAB	1	23	27	53%	51
EAGLES WATCH CLUSTER		42	9	18%	51
NXGEN MDX		19	32	63%	51
MINUTECLINIC LLC #4458		36	15	29%	51
FARAH MEDICAL		50	1	2%	51
WASHINGTON REHABILITATION AND NURSING CENTER		51			51
BROAD INSTITUTE CLINICAL SEQUENCING RESEARCH PLATFORM	1	46	4	8%	51
CORAL GABLES NURSING & REHABILITATION CENTER		44	7	14%	51
VETERANS AFFAIRS ORLANDO VA MEDICAL CENTER			51	100%	51
PREDICTIVE LABORATORIES, INC		47	4	8%	51

# COVID-19: testing by laboratory

Data through Dec 15, 2020 verified as of Dec 16, 2020 at 09:25 AM

Data in this report are provisional and subject to change.

The numbers in the table below represent the number of Florida and non-Florida residents for whom test results were received by the Department of Health. A person can be tested by more than one laboratory and can have both positive and negative results. **Therefore, the sum of the numbers in each column will be larger than the total number of people tested.**

Reporting lab	Inconclusive	Negative	Positive	Percent positive	Total
BROOKDALE FORT MYERS THE COLONY		50			50
ADVENTHEALTH MEDICAL GROUP FAMILY MEDICINE AT		42	8	16%	50
ROSECASTLE OF CITRUS		50			50
GATEWAY CARE CENTER		50			50
HUNTINGTON HOSPITAL LABORATORY		48	2	4%	50
GV NAPLES OPCO, LLC		50			50
MED COMP SCIENCES			50	100%	50
NITE LITE PEDIATRICS - PORT ST. LUCIE		42	7	14%	49
PHYSICIANS PRIMARY CARE OF SOUTHWEST FLORIDA		39	10	20%	49
ADVENT HEALTH - PALM COAST			49	100%	49
SOMERBY LAKE NONA		48	1	2%	49
SONATA BOCA RATON		48	1	2%	49
USF		1	48	98%	49
SOLARIS SENIOR LIVING NORTH NAPLES		48	1	2%	49
FOUNTAIN INN NURSING & REHABILITATION CTR, INC		46	3	6%	49
HARBORCHASE OF NAPLES		43	6	12%	49
BAY CENTER HURRICANE SHELTER		48			48
SNH BRFL TENANT LLC		48			48
BAY EDUCATORS WELLNESS CENTER		29	19	40%	48
CRAIG BERGER MD PL D/B/A BAY AREA EYE INSTITUTE		48			48
AFC PHYSICIANS OF FLORIDA		37	11	23%	48
GENEDX		36	12	25%	48
BIOIQ			48	100%	48
SOFT CELL LABORATORIES		45	3	6%	48
ADVENT HEALTH CENTRA CARE - EAST ORLANDO		21	27	56%	48
NAPLES PEDIATRICS INC□		43	5	10%	48
CENTURY CENTER FOR REHABILITATION & HEALING		35	12	26%	47
MINUTECLINIC LLC #3654		42	5	11%	47
LENOX HILL HOSPITAL		43	4	9%	47
TRINITY AL SENIOR HOUSING LLC□		44	3	6%	47
HCSO OCCUPATIONAL HEALTH AND WELLNESS CENTER		33	14	30%	47
ALEXANDER NININGER STATE VETERANS		47			47
LAKE MORTON PLAZA□		47			47
MINUTECLINIC LLC #3257		36	11	23%	47
ALLIANCE PEDIATRICS		24	23	49%	47
PEDIATRIC CARE CENTER- JACKSONVILLE BEACH		19	28	60%	47
ALLEGRO		47			47
MINUTECLINIC, LLC #3204		42	5	11%	47
MINUTECLINIC LLC #7225		40	7	15%	47
NCH DOWNTOWN NAPLES HOSPITAL		1	46	98%	47
INTERLAB		1	46	98%	47
MANOR CARE OF BOYNTON BEACH LLC		47			47
HOLLEY NAVARRE MEDICAL CLINIC		27	19	41%	46
FHMG LAKE MARY PEDS		40	6	13%	46
KR at Hillsborough Lakes/Lutz Healthcare		46			46
DOLPHIN POINTE HEALTH CARE LLC		38	8	17%	46
HARTFORD HEALTH SERVICES LLC		46			46

# COVID-19: testing by laboratory

Data through Dec 15, 2020 verified as of Dec 16, 2020 at 09:25 AM

Data in this report are provisional and subject to change.

The numbers in the table below represent the number of Florida and non-Florida residents for whom test results were received by the Department of Health. A person can be tested by more than one laboratory and can have both positive and negative results. **Therefore, the sum of the numbers in each column will be larger than the total number of people tested.**

Reporting lab	Inconclusive	Negative	Positive	Percent positive	Total
PALMETTO FAMILY HEALTHCARE		8	38	83%	46
ST FRANCIS HOSPITAL		40	6	13%	46
H LEE MOFFITT CANCER CENTER MICRO		46			46
NORTH SHORE UNIVERSITY HOSPITAL LABORATORY		43	3	7%	46
TGH URGENT CARE - TYRONE		1	45	98%	46
PREMIER PLACE HEALTHCARE AT THE GLENVIEW		46			46
ST MARK VILLAGE		43	3	7%	46
ZON BEACHSIDE LLC		37	9	20%	46
MICRO PATH LABORATORIES INC		44	2	4%	46
CITRUS MEMORIAL HOSPITAL			46	100%	46
EAST MANATEE FAMILY	1	1	44	96%	46
FAMILY EXTENDED CARE OF CENTRAL TAMPA		46			46
SANDY PINES	1	43	2	4%	46
PONTE VEDRA GARDENS		45	1	2%	46
CHILDREN'S HOSPITAL OF ALABAMA		45	1	2%	46
INDIGO MANOR		16	29	64%	45
ADVENT HEALTH CENTRA CARE - HUNTERS CREEK		10	35	78%	45
SOUTHPORT SQUARE HARBOUR HEALTH		45			45
SANDY RIDGE CENTER FOR REHABILITATION AND HEALING		42	3	7%	45
ADVENT HEALTH CENTRA CARE - SAND LAKE		17	28	62%	45
PALMS EDGE		43	2	4%	45
UNIVERSITY OF CENTRAL FLORIDA HEALTH SERVICES		45			45
DB MD		41	4	9%	45
DOS OF NORTH SHORES NURSING & REHAB CENTER		45			45
HEARTLAND PEDIATRICS OF LAKE PLACID PA		35	10	22%	45
BOND CLINIC PA PEDIATRICS DEPT		40	5	11%	45
PROJECT HEALTH INC		35	9	20%	44
KENDALL REGIONAL MEDICAL CENTER LAB	3		41	93%	44
BOND CLINIC, PA		29	15	34%	44
MOOSEHAVEN LIFE CARE CENTER		44			44
ALLIANCE OF PHYSICIANS AGAINST COVID-19			44	100%	44
PEDIATRICS OF CENTRAL FLORIDA - SAINT CLOUD	2	40	2	5%	44
LECONTE MEDICAL CENTER LAB		34	10	23%	44
VISITING PHYSICIANS ASSOCIATION		40	4	9%	44
PROMPT CARE OF CENTRAL FLORIDA			44	100%	44
SUMMIT AT VENICE	2	41	1	2%	44
BIG BOCA SMILES LLC		43	1	2%	44
HEALTH FIRST - CAPE CANAVERAL HOSPITAL		1	42	98%	43
ADVENT HEALTH - LAKE MARY		35	8	19%	43
VILLAGE PEDIATRICS LLC		36	7	16%	43
STUART URGENT CARE			43	100%	43
BRANCH MEDICAL CLINIC			43	100%	43
ADVENT HEALTH - ALTAMONTE SPRINGS		38	5	12%	43
CARENOW LAKE MARY			43	100%	43
HARBORCHASE OF VERO BEACH		40	3	7%	43
PALM BAY PEDIATRICS		32	11	26%	43
ELMCROFT OF BELLA VITA		36	7	16%	43



# COVID-19: testing by laboratory

Data through Dec 15, 2020 verified as of Dec 16, 2020 at 09:25 AM

Data in this report are provisional and subject to change.

The numbers in the table below represent the number of Florida and non-Florida residents for whom test results were received by the Department of Health. A person can be tested by more than one laboratory and can have both positive and negative results. **Therefore, the sum of the numbers in each column will be larger than the total number of people tested.**

Reporting lab	Inconclusive	Negative	Positive	Percent positive	Total
ORLANDO HEALTH AND REHAB CENTER		7	35	83%	42
QUOTIENT SCIENCES			42	100%	42
Centre Pointe Health and Rehabilitation Center		42			42
TROY REGIONAL MEDICAL CENTER		34	8	19%	42
Atlantic Shore Nursing and Rehab		42			42
MINUTECLINIC LLC #4024		34	7	17%	41
BAPTIST MEDICAL CENTER SOUTH		30	11	27%	41
RITECARE MED CTR H			41	100%	41
SUNNY HILLS ALF OF SEBRING INC		38	3	7%	41
ARDEN COURTS OF TAMPA□		41			41
RESTORE HEALTH URGENT CARE		18	23	56%	41
FLORIDA HOSPITAL NEW SMYRNA		4	37	90%	41
ADVENT HEALTH - MOUNT DORA		6	35	85%	41
PEDIATRICS OF CENTRAL FLORIDA KISSI		33	8	20%	41
MY CLINICAL LAB INC		4	37	90%	41
SOUTHEAST ALABAMA MEDICAL CENTER			41	100%	41
ALTAMONTE PEDIATRIC ASSOCIATES		30	11	27%	41
KINDRED HOSPITAL THE PALM BEACHES		39	2	5%	41
FAWCETT MEMORIAL HOSPITAL LABORATORY			41	100%	41
FAMILY EXTENDED CARE OF WINTER HAVEN		39	1	3%	40
STEINHATCHEE FAMILY MEDICAL CENTER□		36	4	10%	40
Life Care Center of Sarasota		31	9	23%	40
WELL HEALTH WORKS		39	1	3%	40
PRIDE DIAGNOSTICS		24	16	40%	40
FLORIDA HEALTH CARE		5	35	88%	40
PRECISION HEALTH SOLUTIONS LAB		9	31	78%	40
WINTER GARDEN REHAB AND NURSING CENTER		40			40
REGENTS PARK OF BOCA RATON□		38	2	5%	40
FLORIDA HOSPITAL		24	16	40%	40
DAVID POSNACK JEWISH DAY SCHOOL		40			40
BioReference Laboratories, Inc		6	34	85%	40
SAMANTHA WILSON CARE CENTER		39			39
INN AT THE FOUNTAINS, THE		34	5	13%	39
ROCKLEDGE REGIONAL MEDICAL CENTER		30	9	23%	39
POPLAR HEALTHCARE PLLC	1	11	27	69%	39
CERTUS MTD OPCP LLC		38	1	3%	39
BAY COUNTY JAIL ANNEX		34	5	13%	39
NEXT MOLECULAR ANALYTICS		9	30	77%	39
CLINICAL RESEARCH SEQUENCING PLATFORM		8	31	79%	39
DOCTORS MEMORIAL FAMILY PRACTICE	2	32	5	13%	39
US MEDICAL CARE, INC		34	5	13%	39
SEMINOLE SPORTS AND FAMILY MEDICINE		38	1	3%	39
TGH URGENT CARE POWERED BY FAST TRACK			39	100%	39
UNIVERSITY OF ALABAMA		35	3	8%	38
CABANA AT JENSEN DUNES, THE		38			38
NEW YORK PRESBYTERIAN - QUEENS DIAGNOSTIC		37	1	3%	38
RAINBOW PEDIATRICS PC LLC / BREAKFAST POINT		38			38



# COVID-19: testing by laboratory

Data through Dec 15, 2020 verified as of Dec 16, 2020 at 09:25 AM

Data in this report are provisional and subject to change.

The numbers in the table below represent the number of Florida and non-Florida residents for whom test results were received by the Department of Health. A person can be tested by more than one laboratory and can have both positive and negative results. **Therefore, the sum of the numbers in each column will be larger than the total number of people tested.**

Reporting lab	Inconclusive	Negative	Positive	Percent positive	Total
FIRST CHOICE URGENT CARE		10	28	74%	38
A COUNTRY PLACE ASSISTED LIVING FACILITY		38			38
CAPITAL REGIONAL MEDICAL CENTER		2	36	95%	38
BRONX LEBANON HOSPITAL-MEDICAL CENTER		36	2	5%	38
FINNISH AMERICAN REST HOME-ALF		36	2	5%	38
Cross Landings Health and Rehabilitation		38			38
HOMEWOOD RESIDENCE AT FREEDOM PLAZA		37	1	3%	38
FLORIDA MEDICAL CLINIC PA		35	3	8%	38
MINUTECLINIC LLC #1815		34	4	11%	38
REDI-MED WALK-IN FAMILY CARE			38	100%	38
BOND CLINIC, PA		9	29	76%	38
BOND CLINIC PA		7	30	81%	37
CLARE BRIDGE OF SARASOTA		36	1	3%	37
MINUTECLINIC LLC #3285		30	7	19%	37
TAVARES PEDIATRICS		35	2	5%	37
CENTRA CARE – APOPKA			37	100%	37
PONCE THERAPY CARE CENTER		34	3	8%	37
MACADAMS HOME HEALTH AGENCY		37			37
BOULEVARD REHABILITATION CENTER		24	13	35%	37
FHMG_CTR FOR SENIOR HEALTH		32	5	14%	37
ROCHESTER GENERAL HOSPITAL LABORATORY		36	1	3%	37
PATHOGENIUS LABORATORIES		30	7	19%	37
THE COLLIER AT NAPLES		36	1	3%	37
CHIPOLA MEDICAL ASSOCIATES, LLC		23	14	38%	37
SUMMIT MEDICAL GROUP		33	4	11%	37
ROSECASTLE AT DELANEY CREEK		37			37
PANAMA PHARMACY	2	31	4	11%	37
PALM RIVER COMMUNITY HEALTH CENTER		32	5	14%	37
EXPERTUS LABORATORIES INC		13	24	65%	37
ONE MILO		37			37
Peninsula Care and Rehab		35	2	5%	37
LOURDES HOSPITAL INC		34	2	6%	36
MEDIQUICK URGENT CARE CENTERS INC			36	100%	36
CLINICA HISPANA			36	100%	36
BVL/LITTLE ANGEL PEDIATRICS		36			36
CATHOLIC HEALTH SERVICES REGIONAL LAB		32	4	11%	36
RIVER TOWN DIAGNOSTIC LLC		13	23	64%	36
Darcy Hall Of Life Care		36			36
BENTON HOUSE OF ST. JOHNS		36			36
CAPE REGIONAL MEDICAL CENTER		35	1	3%	36
CHARLES CROFT MD	1	35			36
IRL		4	31	89%	35
CENTRAL FLORIDA HEALTHCARE GROUP LLC		28	7	20%	35
PEDIATRIC SPECIALISTS MEDICAL GROUP	1	33	1	3%	35
BAYSHORE PATHOLOGY		34	1	3%	35
LAKELAND REGIONAL HEALTH LAKE MIRIAM		3	32	91%	35
ADVENT HEALTH - FISH MEMORIAL		2	33	94%	35

# COVID-19: testing by laboratory

Data through Dec 15, 2020 verified as of Dec 16, 2020 at 09:25 AM

Data in this report are provisional and subject to change.

The numbers in the table below represent the number of Florida and non-Florida residents for whom test results were received by the Department of Health. A person can be tested by more than one laboratory and can have both positive and negative results. **Therefore, the sum of the numbers in each column will be larger than the total number of people tested.**

Reporting lab	Inconclusive	Negative	Positive	Percent positive	Total
ARBOR OAKS AT TYRONE	1	34			35
MINUTECLINIC LLC #5216		31	4	11%	35
URGENT CARE & WELLNESS CENTER		9	26	74%	35
JAMES A HALEY VETERANS HOSPITAL			35	100%	35
RIVERSIDE RECOVERY OF TAMPA		34	1	3%	35
DOH-WEST PALM BEACH BRANCH LABORATORY		2	33	94%	35
SARATOGA HOSPITAL LABORATORY		33	2	6%	35
P23 LABS		35			35
SOUTHWEST ORLANDO FAMILY MEDICINE, PL		27	8	23%	35
ADVENT HEALTH - LAKE WALES		27	8	23%	35
Guardian Care Nursing and Rehabilitation Center		35			35
CYPRESS COVE		33	2	6%	35
CENTRA CARE - LAKE NONA		3	31	91%	34
ISLAND DOCTORS			34	100%	34
FORT MYERS REHABILITATION AND NURSING CENTER		33	1	3%	34
BROWARD HEALTH MEDICAL CENTER CLINICAL LAB			34	100%	34
MID FLORIDA PATHOLOGY LLC MOBILE UNIT #4		18	16	47%	34
MINUTECLINIC LLC #4612		25	9	26%	34
PRIME HEALTH OF NORTH PORT LLC		31	3	9%	34
BIO-TECH CLINICAL LABORATORIES		1	33	97%	34
CLERMONT HEALTH AND REHABILITATION CENTER		34			34
PIONEER CLINICAL LAB LLC		24	10	29%	34
Manatee Springs Rehabilitation and Nursing Center		33	1	3%	34
FRICKS PHARMACY		27	6	18%	33
PEDIATRICS IN BREVARD PA- ROCKLEDGE		27	6	18%	33
AHSE ROP		32	1	3%	33
ST. MARYS MEDICAL CENTER		1	32	97%	33
CORAL GABLES HOSPITAL			33	100%	33
KAPG ST AUGUSTINE SENIOR HOUSING OPCO LLC		33			33
PATRICK AIR FORCE BASE		3	30	91%	33
CARENOW URGENT CARE - LAKE MARY			33	100%	33
CHERRY OAK PALM BEACH COUNTY		33			33
PRMG - EAST NAPLES		23	10	30%	33
FAMILY EXTENDED CARE OF SEBRING INC		31	2	6%	33
SANFORD MOBILE LAB PGA TOUR		32	1	3%	33
HR SARASOTA OPERATOR LLC		23	10	30%	33
AYERS NURSING AND REHABILITATION CENTER		33			33
PINNACLES PEDS CARE PA		33			33
ACCURATE DIAGNOSTIC LAB		32	1	3%	33
MARQUIS LABS, LLC		33			33
QHC UPSTATE MEDICAL PC		28	5	15%	33
Kensington Gardens		33			33
OPPENHEIMER PLASTIC SURGERY LLC		31	2	6%	33
BOND CLINIC		3	30	91%	33
COOPER FAMILY MEDICAL PLLC		25	8	24%	33
BIOREFERENCE LABORATORIES		3	30	91%	33
JERICO URGENT CARE		30	3	9%	33

# COVID-19: testing by laboratory

Data through Dec 15, 2020 verified as of Dec 16, 2020 at 09:25 AM

Data in this report are provisional and subject to change.

The numbers in the table below represent the number of Florida and non-Florida residents for whom test results were received by the Department of Health. A person can be tested by more than one laboratory and can have both positive and negative results. **Therefore, the sum of the numbers in each column will be larger than the total number of people tested.**

Reporting lab	Inconclusive	Negative	Positive	Percent positive	Total
Palm Garden of Largo		32			32
STEWARD SEBASTIAN RIVER MEDICAL CENTER		27	5	16%	32
MISSION OAKS ASSISTED LIVING		31	1	3%	32
RASHDA ALBIBI M.D. P.A.		30	2	6%	32
AFTER HOURS PEDIATRICS INC		1	31	97%	32
BIOFIRE		7	25	78%	32
MEDIPATH LLC			32	100%	32
ST AUGUSTINE PEDIATRIC ASSOC		30	2	6%	32
COOPER FAMILY MEDICAL, PLLC		27	5	16%	32
ADVENTHEALTH EXPRESSCARE		27	5	16%	32
ADVANCED MEDICAL GROUP		1	31	97%	32
AZALEA TRACE PHYSICIAN SERVICES		32			32
WESTMINSTER ST AUGUSTINE		32			32
AMERICAN HOUSE COCONUT POINT		30	2	6%	32
ADVENTIST HEALTH SYSTEM FLORIDA		25	7	22%	32
SH HERON EAST LLC		32			32
CEDAR CREEK AT KINGS BAY INC		32			32
MEDICATION ROOMS-CSU/CI NURSE STATION	1	26	5	16%	32
COLLIER HMA PHYSICIAN MANAGEMENT LLC		26	6	19%	32
NORTH FLORIDA SPINE AND WELLNESS		28	4	13%	32
HOLZER HEALTH CENTER			32	100%	32
SONNIS PEDIATRICS PA		32			32
URINEGOODHANDS LLC		30	2	6%	32
ECOLAB GROUP		6	25	81%	31
MOLECULAR DIAGNOSTICS		1	30	97%	31
SOMERBY OF SANTA ROSA BEACH		29	2	6%	31
NORTH FLORIDA INTERNAL MEDICINE PA		25	6	19%	31
NIGHT LITE PEDIATRICS URGENT CARE CENTER			31	100%	31
ST ANTHONYS REHABILITATION HOSPITAL		30	1	3%	31
MEDEX MEDICAL EXPRESS OF PALATKA LLC			31	100%	31
VETERANS HOME			31	100%	31
IPSUM DIAGNOSTICS		3	28	90%	31
DISCOVERY COMMONS AT BRADENTON		31			31
BAYFRONT MEDICAL		23	8	26%	31
ESCAMBIA COUNTY JAIL		18	13	42%	31
MEDLOGIC LABORATORIES		3	28	90%	31
PHYSICIAN ASSOCIATES LLC		26	5	16%	31
Palms at Ponte Vedra Assisted Living and Memory Care		30	1	3%	31
GRAND OAKS OF JENSEN BEACH LLC		31			31
PENNSYLVANIA DEPT OF HEALTH		20	11	35%	31
DOH		17	14	45%	31
NEOGENOMICS LABORATORIES INC		31			31
CRANE CENTER		22	9	29%	31
AU HEALTH		25	5	17%	30
MINUTECLINIC, LLC #3245		22	8	27%	30
PERSONAL PEDIATRICS		27	3	10%	30
AMERICAN FAMILY MEDICAL LLC		17	13	43%	30

# COVID-19: testing by laboratory

Data through Dec 15, 2020 verified as of Dec 16, 2020 at 09:25 AM

Data in this report are provisional and subject to change.

The numbers in the table below represent the number of Florida and non-Florida residents for whom test results were received by the Department of Health. A person can be tested by more than one laboratory and can have both positive and negative results. **Therefore, the sum of the numbers in each column will be larger than the total number of people tested.**

Reporting lab	Inconclusive	Negative	Positive	Percent positive	Total
LabCorp L#09258130 M#09258125		12	18	60%	30
PECONIC BAY MEDICAL CENTER LABORATORY		24	6	20%	30
NORTHWELL HEALTH PLAINVIEW HOSPITAL LABORATORY		24	6	20%	30
PHOSPHORUS DIAGNOSTICS		27	3	10%	30
REGENCY PARK ASSISTED LIVING FACILITY		29	1	3%	30
LITTLE NECK URGENT CARE		29	1	3%	30
REDI-MED WALK IN FAMILY CLINIC			30	100%	30
ADVENT HEALTH CENTRA CARE - APOPKA NORTH		10	20	67%	30
MINUTECLINIC DIAGNOSTIC OF RHODE ISLAND, LLC #1544		29	1	3%	30
NEW SMYRNA BEACH URGENT CARE			30	100%	30
HERITAGE WATERSIDE		27	3	10%	30
AMEERAH LABS			30	100%	30
GRAND ST PAUL CVS		30			30
QUICK CARE MED LLC		26	4	13%	30
CARDIOLOGY AND MEDICINE ASSOCIATES		26	4	13%	30
METRO KNOXVILLE HMA		24	5	17%	29
LCS SANDHILL COVE LLC DBA		28	1	3%	29
JACKSON HEALTH SYSTEM		1	28	97%	29
TRADITIONAL HOME CARE INC		29			29
MANOR CARE OF PALM HARBOR		29			29
WUESTHOFF MEMORIAL HOSPITAL			29	100%	29
COMPREHENSIVE CHILDCARE		23	6	21%	29
P4CLINICAL	3	2	24	83%	29
WESTWOOD NURSING AND REHABILITATION		28	1	3%	29
NEMOURS CHILDREN'S CLINIC		22	7	24%	29
TRADITIONAL HOME HEALTH OF PALM BEACH INC		29			29
BELVEDERE COMMONS OF SUN CITY CENTER		29			29
SUNRISE URGENT CARE ASSOCIATES LLC D/B/A	1	13	15	52%	29
HEALTH CENTRAL PARK		25	4	14%	29
JACKSONVILLE UNIVERSITY		27	2	7%	29
UNIV OF ROCHESTER-STRONG MEMORIAL HOSP		28	1	3%	29
life Care Center of Melbourne		15	14	48%	29
NIGHT LITE PEDIATRICS CENTER LLC		8	20	71%	28
SOUTHERN LABORATORY		6	22	79%	28
TITUSVILLE FAMILY PRACTICE		14	14	50%	28
ADVENTHEALTH EXPRESS CARE AT WALGREENS 49TH STREET		23	5	18%	28
ACTIVE SENIOR LIVING		26	2	7%	28
LONGLEAF DIAGNOSTIC LABORATORIES		3	25	89%	28
WEST ISLIP URGENT CARE		28			28
PALM GARDEN OF JACKSONVILLE		27	1	4%	28
MEDICAL CONSULTANTS OF FLORIDA LLC		27	1	4%	28
ELLENTON PEDIATRICS PA		25	3	11%	28
BROOKDALE PALMER RANCH	1	25	2	7%	28
BALMORAL TENANT SERVICES INC		28			28
PINELLAS COUNTY JAIL			28	100%	28
IMA MEDICAL GROUP POINCIANA		13	15	54%	28
FLORIDA HEALTH CARE DELAND			28	100%	28

# COVID-19: testing by laboratory

Data through Dec 15, 2020 verified as of Dec 16, 2020 at 09:25 AM

Data in this report are provisional and subject to change.

The numbers in the table below represent the number of Florida and non-Florida residents for whom test results were received by the Department of Health. A person can be tested by more than one laboratory and can have both positive and negative results. **Therefore, the sum of the numbers in each column will be larger than the total number of people tested.**

Reporting lab	Inconclusive	Negative	Positive	Percent positive	Total
ARIZONA DEPARTMENT OF HEALTH SERVICES			27	100%	27
UCLA HEALTHCARE CLINICAL LABS		23	4	15%	27
ROHR HOME		24	3	11%	27
MAINSTREET FAMILY URGENT CARE		1	26	96%	27
SUNCOAST LABS			27	100%	27
HOLISTIC PEDIATRICS GROUP LLC		25	2	7%	27
EXPRESS CARE OF BELLEVIEW		27			27
OAKTREE HEALTHCARE			27	100%	27
LAKEVIEW INTERNAL MEDICINE		7	20	74%	27
Cross Terrace REhabilitation		26	1	4%	27
CARE ONE OF FLORIDA LLC		12	15	56%	27
HAWTHORN HOUSE☐		22	5	19%	27
PENSACOLA PEDIATRICS, PA		23	4	15%	27
FHMG- FLORIDA HOSPITAL MEDICAL GROUP		20	7	26%	27
CARITHERS PEDIATRIC GROUP		18	9	33%	27
VILLAGE ON THE ISLE☐		23	4	15%	27
EDEN AT CRESTVIEW		12	15	56%	27
AMERICAN HOUSE SENIOR LIVING		27			27
TAYLORVILLE FAMILY MEDICINE		20	7	26%	27
EC OPCO CARROLLWOOD LLC		21	6	22%	27
CDC		17	10	37%	27
KINDRED AT HOME		21	6	22%	27
SEMINOLE TRIBE OF FLORIDA		20	7	26%	27
MALCOM RANDALL DEPT OF VAMC			26	100%	26
UNION MEDICAL CARE		26			26
THE MINIER URGENT CARE		20	6	23%	26
NORTH FLORIDA PEDIATRICS		25	1	4%	26
LOOP PEDIATRICS		22	4	15%	26
FERN PARK DEVELOPMENTAL CENTER			26	100%	26
SANTA BARBARA CARE CENTER		16	10	38%	26
MIAMI VA HEALTHCARE SYSTEM			26	100%	26
BUECHELE DENTAL PA DBA CLERMONT FAMILY DENTISTRY		22	4	15%	26
HERNANDO COUNTY FIRE RESCUE DISTRICT		11	15	58%	26
EVERLYWELL		14	12	46%	26
WILLOWBROOKE COURT AT ST ANDREWS ESTATES		22	4	15%	26
BEACHES PEDIATRICS PA		25	1	4%	26
MONCRIEF ARMY HEALTH CLINIC			26	100%	26
PORT ST LUCIE HOSPITAL		23	3	12%	26
HEALTH FIRST - VIERA HOSPITAL		1	25	96%	26
FAST TRACK URGENT CARE CENTER - SEMINOLE			26	100%	26
LINCOLN DIAGNOSTIC LAB		25	1	4%	26
MARTIN ACQUISITION 1 LLC DBA		26			26
SUMMIT MEDICAL GROUP PA		26			26
APOLLOMDX LABS		9	17	65%	26
ADVENT HEALTH PARTIN SETTLEMENT HEALTH PARK		18	8	31%	26
EC OPCO PENSACOLA, LLC		25			25
ST. CLOUD HOSPITAL		20	5	20%	25



# COVID-19: testing by laboratory

Data through Dec 15, 2020 verified as of Dec 16, 2020 at 09:25 AM

Data in this report are provisional and subject to change.

The numbers in the table below represent the number of Florida and non-Florida residents for whom test results were received by the Department of Health. A person can be tested by more than one laboratory and can have both positive and negative results. **Therefore, the sum of the numbers in each column will be larger than the total number of people tested.**

Reporting lab	Inconclusive	Negative	Positive	Percent positive	Total
BARKLEY PLACE		25			25
ADVENT HEALTH CENTRA CARE - LAKE BUTLER BOULEVARD			25	100%	25
MED ONE AT SAINT AUGUSTINE		20	5	20%	25
ARCPOINT LABS OF FORT LAUDERDALE		25			25
PENSACOLA DEVELOPMENTAL CENTER		9	16	64%	25
UNIPATH		18	7	28%	25
BAY COUNTY SHERIFFS OFFICE JAIL FACILITY		21	4	16%	25
ARBOR TERRACE SAN JOSE LLC		24	1	4%	25
SANITAS		4	21	84%	25
FAMILY CARE PARTNERS		15	10	40%	25
FLORIDA HEART & VASCULAR MULTISPECIALTY GROUP PA		20	5	20%	25
OSPREY LODGE		24	1	4%	25
WOMENS CARE FLORIDA LABORATORY		25			25
WAVE CREST HEALTH AND REHABILITATION CENTER		25			25
RENAISSANCE AT THE TERRACES		25			25
Surrey Place Healthcare and Rehabilitation		25			25
SUNTREE INTERNAL MEDICINE		25			25
CENTRA CARE – SAND LAKE		1	24	96%	25
MAINSTREAM DIAGNOSTIC LABORATORY LLC		20	5	20%	25
CDR MAGUIRE - MIAMI BEACH CC MISSION 17388		2	23	92%	25
CONNECTICUT DEPARTMENT OF HEALTH		22	3	12%	25
RJ LEE GROUP	1	23	1	4%	25
PLAINVIEW URGENT CARE		24	1	4%	25
WESTMINSTER WOODS ON JULINGTON CREEK		22	2	8%	24
TRUGENX		1	23	96%	24
CENTRA CARE - DR. PHILLIPS		1	23	96%	24
LAKE HOWELL FAMILY MEDICINE ASSOCIATES		18	6	25%	24
MEDRITE URGENT CARE		16	8	33%	24
BROOKDALE JENSEN BEACH		24			24
MAUREEN OROURKE-FUTEY			24	100%	24
MINUTE CLINIC INCORPORATE		19	5	21%	24
University Hills health and Rehabilitation		15	9	38%	24
MADWAR		19	5	21%	24
AVENTIS BIO-SERVICES CTL		24			24
SENIOR HEALTH OF WINTER PARK DUNDEE		24			24
COURTYARDS OF ORLANDO		24			24
STATEN ISLAND UNIVERSITY HOSPITAL-POUCH		24			24
CAREMED CLINIC LLC		19	5	21%	24
LABORATORY DYNAMICS		20	4	17%	24
CITYMD OF MANAHAWKIN		22	2	8%	24
Heartland Health Care Center North Sarasota		17	7	29%	24
THE CHAPPEL GROUP RESEARCH		24			24
UNION MEDICAL CARE PLLC		24			24
WELLNOW URGENT CARE		23	1	4%	24
MEDCOMP SCIENCES			24	100%	24
GRAMERCY PARK URGENT CARE		24			24
ADVENT HEALTH EXPRESS CARE		3	21	88%	24



# COVID-19: testing by laboratory

Data through Dec 15, 2020 verified as of Dec 16, 2020 at 09:25 AM

Data in this report are provisional and subject to change.

The numbers in the table below represent the number of Florida and non-Florida residents for whom test results were received by the Department of Health. A person can be tested by more than one laboratory and can have both positive and negative results. **Therefore, the sum of the numbers in each column will be larger than the total number of people tested.**

Reporting lab	Inconclusive	Negative	Positive	Percent positive	Total
CDR MAGUIRE INC	1	2	21	88%	24
PRACTICE MANAGEMENT OF AMERICA, INC.		3	21	88%	24
SEVEN HILLS HEALTH AND REHABILITATION CENTER		24			24
PALM HARBOR FAMILY PRACTICE & WALK-IN		14	10	42%	24
HERITAGE OAKS ASSISTED LIVING & MEMORY CARE		20	4	17%	24
MINUTE CLINIC LLC #2216		22	1	4%	23
PARK WEST MEDICAL CENTER		22	1	4%	23
LEVY COUNTY DEPARTMENT OF HEALTH		19	4	17%	23
STEWART MEDICAL GROUP, INC		17	6	26%	23
CHAMBREL AT ISLAND LAKE		23			23
MOOSEHAVEN HEALTH CENTER		12	11	48%	23
UF HEALTH NORTH JACKSONVILLE			23	100%	23
PORT SAINT JOHN FAMILY PRACTICE		18	5	22%	23
VENICE REGIONAL MEDICAL CENTER BAYFRONT HEALTH		7	16	70%	23
CARE ONE OF FLORIDA		8	15	65%	23
OAK MANOR NURSING HOME		22	1	4%	23
THE TERRACE OF JACKSONVILLE		3	20	87%	23
LONG ISLAND JEWISH MED CTR		22	1	4%	23
HENNEPIN COUNTY MEDICAL CENTER (HCMC)		12	11	48%	23
EGL GENETIC DIAGNOSTICS		1	22	96%	23
MAGNOLIA FAMILY URGENT CARE		22	1	4%	23
ADVANCED MEDICAL OF NAPLES LLC			23	100%	23
Mt Sinai Aventura			23	100%	23
ISLAND COAST PEDIATRICS PA		22	1	4%	23
SOLARIS SENIOR LIVING OF MERRITT ISLAND		23			23
PENSACOLA PEDIATRICS - PACE		16	7	30%	23
UNIVERSITY HILLS HEALTH AND REHABILITATION CENTER		18	5	22%	23
FLORIDA DEPARTMENT OF HEALTH IN LIBERTY COUNTY		17	6	26%	23
WEST VOLUSIA FAMILY AND SPORTS MEDICINE		23			23
MINUTECLINIC DIAGNOSTIC OF RHODE ISLAND, LLC #212		23			23
LAKELAND NURSING AND REHABILITATION CENTER			23	100%	23
FHMG-FLORIDA HOSPITAL MEDICAL GROUP		19	3	14%	22
FLORIDA PEDIATRICS		6	16	73%	22
MADISON COUNTY MEMORIAL HOSP		12	10	45%	22
MILLENNIUM PHYSICIAN GROUP LLC		18	4	18%	22
AFTER HOURS PEDIATRICS			22	100%	22
TEN HEALTHCARE		6	16	73%	22
KEY PRIMARY CARE			22	100%	22
TARPON BAYOU CENTER			22	100%	22
BROOKDALE UNIVERSITY HOSPITAL		21	1	5%	22
WUESTHOFF MEDICAL CENTER-MELBOURNE			22	100%	22
DIACARTA INC.		22			22
SUSANNA WESLEY HEALTH CENTER		21	1	5%	22
BONIFAY NURSING AND REHAB CENTER			22	100%	22
IMA MEDICAL GROUP		14	8	36%	22
FIRST CHOICE PEDIATRICS LOOP		20	2	9%	22
KINDRED HOSPITAL MELBOURNE		22			22

# COVID-19: testing by laboratory

Data through Dec 15, 2020 verified as of Dec 16, 2020 at 09:25 AM

Data in this report are provisional and subject to change.

The numbers in the table below represent the number of Florida and non-Florida residents for whom test results were received by the Department of Health. A person can be tested by more than one laboratory and can have both positive and negative results. **Therefore, the sum of the numbers in each column will be larger than the total number of people tested.**

Reporting lab	Inconclusive	Negative	Positive	Percent positive	Total
SUNQUEST		3	19	86%	22
APOLLO SURGERY CENTER		20	2	9%	22
WHOLE FAMILY HEALTH CENTER INC		16	6	27%	22
PULMONARY SPECIALISTS OF THE PALM BEACHES		15	7	32%	22
MOBILE DIVISION LABORATORY		7	15	68%	22
SARASOTA MEMORIAL NURSING & REHABILITATION CTR		22			22
BAPTIST HEALTH SOUTH FLORIDA - WEST BOCA URGENT CARE			22	100%	22
CENTRAL FLORIDA PEDIATRICS		13	9	41%	22
PORT CHARLOTTE REHABILITATION CENTER		19	3	14%	22
LAFAYETTE NURSING AND REHABILITATION CENTER		21			21
VASSAR BROTHERS MEDICAL CENTER LABORATORY		20	1	5%	21
ADVENT HEALTH - LAKE MARY PEDIATRICS		14	7	33%	21
NURSES HELPING HANDS INC ALF		21			21
ST JUDE CHILDRENS RESEARCH HOSPITAL		21			21
PATHGROUP			21	100%	21
BISHOP GRADY VILLAS		21			21
GASTROENTEROLOGY ASSOCIATES OF PENSACOLA PA		20	1	5%	21
MONTEFIORE NEW ROCHELLE HOSPITAL		20	1	5%	21
STUART LODGE LIVING LLC		4	17	81%	21
STATE LAB		2	19	90%	21
BOCA BIOLISTIC REFERENCE LAB			21	100%	21
WARDE MEDICAL LABORATORY		15	6	29%	21
SEA PINES REHABILITATION HOSPITAL		21			21
LAKE CITY VA MEDICAL CENTER			21	100%	21
CLINICAL PATHOLOGY LABORATORIES SOUTHEAST			21	100%	21
ROCKLEDGE FAMILY HEALTH			20	100%	20
UPMC CHAUTAUQUA AT WCA LABORATORY		19	1	5%	20
LABORATORY ALLIANCE OF CENTRAL NEW YORK		19	1	5%	20
PARAMOUNT WALK-IN CLINIC		1	19	95%	20
MEDICAL EXPRESS CORP		18	2	10%	20
BARRY UNIVERSITY STUDENT HEALTH SERVICES		10	10	50%	20
POINT OF CARE CLINICS PRIMARY CARE		20			20
MAKO MEDICAL		14	6	30%	20
UNIVERSITY MEDICAL CTR OF PRINCETON AT		18	2	10%	20
CL BRUMBACK PRIMARY CARE CLINIC LANTANA		2	18	90%	20
FLORIDA MEDICAL CLINIC LLC		19	1	5%	20
HEARTLAND HEALTHCARE AND REHAB CENTER			20	100%	20
CARENOW - DOWNTOWN NORTH GULCH		20			20
FLORIDA HOSPITAL LABS		11	9	45%	20
TGH MEDICAL GROUP LABORATORY CARROLLWOOD			20	100%	20
INTERNATIONAL MEDICAL LABORATORY		20			20
WESTPAC LABS		1	19	95%	20
HEALTHY MINORS, LLC.		20			20
POARCH BANC CREEK INDIANS TRIBAL HEALTH DEPARTMENT			20	100%	20
BAY PEDIATRICS PA		18	2	10%	20
PHYSICIANS STAT		1	19	95%	20
HENDRY REGIONAL CORPORATE HEALTH			20	100%	20

# COVID-19: testing by laboratory

Data through Dec 15, 2020 verified as of Dec 16, 2020 at 09:25 AM

Data in this report are provisional and subject to change.

The numbers in the table below represent the number of Florida and non-Florida residents for whom test results were received by the Department of Health. A person can be tested by more than one laboratory and can have both positive and negative results. **Therefore, the sum of the numbers in each column will be larger than the total number of people tested.**

Reporting lab	Inconclusive	Negative	Positive	Percent positive	Total
Wiregrass Rehabilitation Center and Nursing Home		20			20
NORTH CAROLINA DEPARTMENT OF HEALTH & HUMAN SERVICES			20	100%	20
GRAND OAKS OF PALM CITY LLC	1	18	1	5%	20
ARDEN COURTS OF WINTER SPRINGS		18	2	10%	20
HUNT CLUB PEDIATRIC ASSOCIATES LLC		19	1	5%	20
ROYAL PALM SENIOR RESIDENCE		20			20
JAMAICA HOSPITAL MEDICAL CENTER		19	1	5%	20
PALM BAY HOSPITAL			19	100%	19
VETERANS AFFAIRS MEDICAL CENTER - NEW YORK HARBOR		18	1	5%	19
Golfview Healthcare Center		19			19
WILLOW BROOKE COURT AT AZALEA TRACE		19			19
BAYVIEW MEDICAL		19			19
MED HEALTH SERVICES		18	1	5%	19
GOOD SAMARITAN HOSPITAL LABORATORY		16	3	16%	19
STONE WASH CLINICAL LABORATORIES		2	17	89%	19
BULLS HEAD URGENT CARE		19			19
TGH URGENT CARE - RIVERVIEW			19	100%	19
STEWART ROCKLEDGE HOSPITAL			19	100%	19
UNIVERSITY HOSPITAL		16	3	16%	19
CROSSWINDS HEALTH AND REHABILITATION CENTER		19			19
BETHUNE-COOKMAN UNIVERSITY		1	18	95%	19
AMERICAN ESOTERIC LABORATORIES		5	14	74%	19
RIVERHEAD URGENT CARE		19			19
NOBLE SENIOR LIVING		3	16	84%	19
SOLARIS HEALTHCARE BAYONET POINT		18	1	5%	19
SEVEN RIVERS REGIONAL MEDICAL CENTER		5	14	74%	19
CENTRAL FLORIDA HEALTH CARE INC		2	17	89%	19
MADISON COUNTY MEMORIAL HOSPITAL LABORATORY		14	5	26%	19
RADIOLOGY ASSOCIATES OF VENICE AND ENGLEWOOD		18	1	5%	19
MAYO CLINIC JACKSONVILLE			19	100%	19
FELICIDAD MEDICAL CENTER			19	100%	19
WOLFF CTR FOR CHILD & ADOLESCENT HEALTH PLLC,THE		17	2	11%	19
ESOTERIX GENETIC LABORATORIES		16	3	16%	19
MAIMONIDES-SHALOM ACADEMY, INC		18	1	5%	19
GREENLEAF ALF		19			19
MINUTECLINIC, LLC #08366		15	4	21%	19
ENGLEWOOD HOSPITAL AND MEDICAL CENTER		15	4	21%	19
TUKA PEDIATRICS		1	18	95%	19
NIGHT LITE PEDIATRIC CENTER		10	9	47%	19
THE COMMONWEALTH OF MASSACHUSETTS			19	100%	19
HARBORCHASE OF WELLINGTON CROSSING		18	1	5%	19
LAB INTERMARKET FACILITY LAB		1	18	95%	19
PREMISE HEALTH MIA			19	100%	19
JEFFERSON K-12, A SOMERSET SCHOOL- CLINIC		16	3	16%	19
REDITUS LABORATORIES			19	100%	19
ADVENT HEALTH PRIMARY CARE PLUS, WINTER GARDEN		15	4	21%	19
INTERCOASTAL MEDICAL GROUP			19	100%	19

# COVID-19: testing by laboratory

Data through Dec 15, 2020 verified as of Dec 16, 2020 at 09:25 AM

Data in this report are provisional and subject to change.

The numbers in the table below represent the number of Florida and non-Florida residents for whom test results were received by the Department of Health. A person can be tested by more than one laboratory and can have both positive and negative results. **Therefore, the sum of the numbers in each column will be larger than the total number of people tested.**

Reporting lab	Inconclusive	Negative	Positive	Percent positive	Total
INTEGRATED REGIONAL LABORATORIES - LARGO			19	100%	19
ISLAND URGENT CARE PLLC		19			19
GREEN GABLES ASSISTED LIVING FACILITY		18			18
JACKSON NORTH MEDICAL CENTER		2	16	89%	18
STEWART MEDICAL GROUP INC			18	100%	18
BRENTWOOD RETIREMENT COMMUNITY		16	2	11%	18
SOUTHSIDE HOSPITAL NORTHWELL HEALTH LABORATORY		17	1	6%	18
NOVANT HEALTH		14	4	22%	18
DEVELOPMENTAL DISABILITIES DEFENDANT PROGRAM		18			18
MAGNOLIA MEDICAL CLINIC		1	17	94%	18
FLORIDA ATLANTIC UNIVERSITY STUDENT HEALTH		11	7	39%	18
FLORIDA COMMUNITY HEALTH CENTER OF ST. LUCIE		1	17	94%	18
HOSPICE OF ST FRANCIS INC□		17	1	6%	18
MINUTE CLINIC, LLC DBA MINUTECLINIC #4505		17	1	6%	18
WHITE WILSON MEDICAL CENTER PA - NAVARRE			18	100%	18
STETSON UNIVERSITY STUDENT HEALTH CENTER		3	15	83%	18
MORTON PLANT			18	100%	18
ACCESS 365 URGENT CARE		7	11	61%	18
GOOD HEARTS COVID TESTING			18	100%	18
TOTAL RENAL LABORATORIES INC		13	5	28%	18
PORT SAINT LUCIE HOSPITAL		18			18
DAVID LAWRENCE CENTER		15	3	17%	18
ERDOX		17	1	6%	18
MOORINGS PARK OAKSTONE AT GREY OAKS		17	1	6%	18
ST PETER'S BENDER LABORATORY		18			18
MARATHON HEALTH FOR LIFE		16	2	11%	18
MADISON CORE LABORATORIES		17	1	6%	18
WATERCREST ST LUCIE WEST		17	1	6%	18
FLORIDA DEPARTMENT OF HEALTH IN TAYLOR COUNTY		15	3	17%	18
XPRESS WELLNESS URGENT CARE			18	100%	18
MINUTECLINIC LLC #1067		15	3	17%	18
CLERMONT ADVENTHEALTH CENTRA CARE			18	100%	18
KINDRED HOSPITAL NORTH FLORIDA		16	2	11%	18
JA POC MANUAL SUBSECTION		18			18
TPCA CLINICAL LABORATORIES		15	3	17%	18
MINUTECLINIC LLC #8381		14	4	22%	18
WALK IN MEDICAL URGENT CARE		18			18
HARTFORD HOSPITAL ANCILLARY LAB		17	1	6%	18
Cleveland Clinic Laboratories		4	13	76%	17
ESTATES MEDICAL CENTER		12	5	29%	17
NORTH FLORIDA PEDIATRICS - JACKSONVILLE		15	2	12%	17
WINTER PARK FAMILY PRACTICE LLC		17			17
EDWARD J HEALEY REHAB & NURSING CENTER		17			17
Coastal Health and Rehabilitation Center		16	1	6%	17
LONG TERM CARE OF GULF BREEZE LLC		17			17
HOLY NAME HOSPITAL LABORATORY		16	1	6%	17
CARESPOT		1	16	94%	17

# COVID-19: testing by laboratory

Data through Dec 15, 2020 verified as of Dec 16, 2020 at 09:25 AM

Data in this report are provisional and subject to change.

The numbers in the table below represent the number of Florida and non-Florida residents for whom test results were received by the Department of Health. A person can be tested by more than one laboratory and can have both positive and negative results. **Therefore, the sum of the numbers in each column will be larger than the total number of people tested.**

Reporting lab	Inconclusive	Negative	Positive	Percent positive	Total
VALENCIA HOUSE ALF		17			17
COAST MED URGENT CARE		16	1	6%	17
LINCOLN MEDICAL AND MENTAL HEALTH CENTER		16	1	6%	17
UVMC MICROBIOLOGY		16	1	6%	17
ST. JUDES LABORATORIES		12	5	29%	17
FAMILY CARE CYPRESS CREEK		1	16	94%	17
INTERNAL MEDICINE ASSOCIATES PA		15	2	12%	17
DCH REGIONAL MEDICAL CENTER LABORATORY		16	1	6%	17
RESIDENCE AT BAY VUE		17			17
CAREMED INTERNAL MEDICINE			17	100%	17
COLORADO DEPARTMENT OF HEALTH LABORATORY SERVICES DIVISION			17	100%	17
CHIPOLA MEDICAL ASSOCIATES		2	15	88%	17
WALGREEN EASTERN CO, INC		17			17
CONSOLIDATED LAB SERVICES		8	9	53%	17
Life Care Center at Inverrary		17			17
FLORIDA DEPARTMENT OF HEALTH IN CALHOUN COUNTY		12	5	29%	17
AMMON ANALYTICAL LABORATORIES		15	2	12%	17
PANCARE HEALTH - BONIFAY K-8			17	100%	17
WASHINGTON REHAB AND NURSING		17			17
RESEARCH CENTERS OF AMERICA, LLC		14	3	18%	17
ASCENSION ST VINCENT'S PRIMARY CARE			17	100%	17
XERA MED RESEARCH			16	100%	16
CRUCIAL CARE		10	6	38%	16
FINLAY C. LABORATORY		3	13	81%	16
HERNANDO ENDOSCOPY AND SURGERY CENTER		14	2	13%	16
NORTH PINELLAS CHILDRENS MEDICAL CENTER			16	100%	16
RITECARE MEDICAL CENTER			16	100%	16
MED PLUS FLORENCE		12	4	25%	16
HEALTH CENTRAL HOSPITAL			16	100%	16
WHITE WILSON MEDICAL CENTER IMMEDIATE CARE			16	100%	16
MORTON PLANT HOSPITAL NURSING			16	100%	16
ST ELIZABETH MEDICAL CENTER LABORATORY		15	1	6%	16
SRMC AVALON		9	7	44%	16
WINDERMERE MEDICAL CENTER		13	3	19%	16
COLONY CARE CENTER		8	8	50%	16
SPRING MANOR ASSISTED LIVING		16			16
JOHNS HOPKINS CHILDREN'S HOSPITAL			16	100%	16
MILLENNIUM PHYSICIAN GRP LLC NAPLES PINE RIDGE			16	100%	16
ASURANCE SCIENTIFIC LABORATORIES		16			16
MOBILE MEDICAL ASSOCIATES PL		7	9	56%	16
ALL FLORIDA FAMILY & SPORTS MEDICINE		15	1	6%	16
CARE CENTERS OF NASSAU		15	1	6%	16
INTERNAL MEDICINE ASSOCIATES & SPECIALTIES INC		15	1	6%	16
KINDRED HOSPITAL - SOUTH FLORIDA		16			16
CANTERFIELD OF CLAY COUNTY		16			16
HOSPICE OF MARTIN & ST LUCIE, INC		16			16
NORTH CENTRAL BRONX HOSPITAL		15	1	6%	16



# COVID-19: testing by laboratory

Data through Dec 15, 2020 verified as of Dec 16, 2020 at 09:25 AM

Data in this report are provisional and subject to change.

The numbers in the table below represent the number of Florida and non-Florida residents for whom test results were received by the Department of Health. A person can be tested by more than one laboratory and can have both positive and negative results. **Therefore, the sum of the numbers in each column will be larger than the total number of people tested.**

Reporting lab	Inconclusive	Negative	Positive	Percent positive	Total
URGENT CARE CLINIC OF LINCOLN		14	2	13%	16
BRISTOL AT TAMPA, THE		16			16
CSL PLASMA INC		3	13	81%	16
NO NAME		8	8	50%	16
HARMONY HEALTH OPCO, LLC		15	1	6%	16
ADVENT HEALTH CENTRA CARE - LAKE BUENA VISTA			16	100%	16
FAST TRACK URGENT CARE CENTER - TYRONE			16	100%	16
RENAISSANCE SENIOR LIVING		16			16
SAMFORD UNIVERSITY HEALTH SERVICES		15	1	6%	16
URGENT CARE WEST CLINIC		14	2	13%	16
FLAGLER HOSPITAL INC	2		14	88%	16
TALLAHASSEE DEVELOPMENTAL CENTER☐		15			15
WEST BROWARD CARE CENTER		14	1	7%	15
QUALITY URGENT CARE AND WELLNESS PL		14	1	7%	15
ANDALUSIA HEALTH		7	8	53%	15
HODGES CLUSTER		2	13	87%	15
DALE MEDICAL CENTER		10	5	33%	15
ARTHREX MEDICAL CENTER		10	5	33%	15
KEY WEST MEDICAL CENTER	1	14			15
ORLANDO HEALTH		2	13	87%	15
HOSPICE OF THE EMERALD COAST INC - PANAMA CITY		15			15
UM MILLER SCHOOL OF MEDICINE			15	100%	15
ADVENT HEALTH - ZEPHYRHILLS			15	100%	15
EASTLAKE PEDIATRICS - TRINITY		15			15
COLONY CLUB ALF,THE		15			15
DIATHERIX		13	2	13%	15
GLEN COVE HOSPITAL		15			15
BROWARD HEALTH IMPERIAL POINT NURSING			15	100%	15
PINES NURSING HOME		14	1	7%	15
BROOKWOOD BAPTIST MEDICAL CENTER		14	1	7%	15
ERIC C MARSHAL MD, PC DBA MINUTECLINIC		14	1	7%	15
BOZEMAN HEALTH DEACONESS HOSPITAL		12	3	20%	15
LAKE GIBSON VILLAGE, LLC		15			15
HOLLEY-NAVARRE MEDICAL CLINIC		5	10	67%	15
MILTON 4707		15			15
FLORIDA HEALTH CARE PLANS INC		1	14	93%	15
INNOVATION CLINICAL TRIALS, INC			15	100%	15
BRIDGEVIEW CENTER LLC☐		12	3	20%	15
ALL PEDIATRIC CARE			15	100%	15
CHILDREN'S MEDICAL CENTER			15	100%	15
BRANDON COMMUNITY HEALTH CENTER		8	7	47%	15
CONNECTDX		3	12	80%	15
SPEARHEAD MEDICAL			15	100%	15
SINAI HOSPITAL OF BALTIMORE		15			15
FAMILY CARE CENTER OF ARLINGTON		10	5	33%	15
NOVANT HEALTH GOHEALTH URGENT CARE-HARRISBURG		8	7	47%	15
JACOBI MEDICAL CENTER		15			15

# COVID-19: testing by laboratory

Data through Dec 15, 2020 verified as of Dec 16, 2020 at 09:25 AM

Data in this report are provisional and subject to change.

The numbers in the table below represent the number of Florida and non-Florida residents for whom test results were received by the Department of Health. A person can be tested by more than one laboratory and can have both positive and negative results. **Therefore, the sum of the numbers in each column will be larger than the total number of people tested.**

Reporting lab	Inconclusive	Negative	Positive	Percent positive	Total
UAH STUDENT HEALTH CENTER		10	5	33%	15
WASHINGTON COUNTY HEALTH DEPARTMENT		7	8	53%	15
ST CATHERINE OF SIENA HOSPITAL		14	1	7%	15
PRIME CARE ONE LLC/HARBORCHASE OF VENICE			15	100%	15
TELEVISIT MALABAR PEDIATRICS		5	10	67%	15
LAKE WALES OPERATING GROUP LLC		14	1	7%	15
WALGREENS COVID-19		14	1	7%	15
FLAGLER HOSPITAL LABORATORY		2	13	87%	15
MINUTECLINIC DIAGNOSTIC OF TEXAS, LLC		15			15
EMERALD COAST BEHAVIORAL HOSPITAL		14			14
OKEECHOBEE HEALTHCARE FACILITY			14	100%	14
HUNT CLUB MEDICAL		12	2	14%	14
PROFESSIONAL PEDIATRICS		13	1	7%	14
POLK CHD BARTOW		13	1	7%	14
CVS			14	100%	14
MEDEMERGE		13	1	7%	14
AURORA DIAGNOSTICS		3	11	79%	14
HORIZON ALF		14			14
THE CANOPY AT HARPER LAKE	1		13	93%	14
ADVANCED URGENT CARE		12	2	14%	14
CARESPOT OF NOCATEE			14	100%	14
ALAN L MELOTEK MD		14			14
GRAND VILLA OF ST. PETERSBURG		12	2	14%	14
COASTAL INTERNAL MEDICINE		11	3	21%	14
LIFE CARE CENTER OF JACKSONVILLE□			14	100%	14
EPIPHANY HEALTH		8	6	43%	14
HARMONY CLINIC		1	13	93%	14
ASTORIA HEALTH AND REHABILITATION CENTER		13	1	7%	14
FORT SANDERS REGIONAL LABORATORY		14			14
NEW YORK PRESBYTERIAN - ALLEN HOSPITAL		14			14
BENTON HOUSE OF PORT ORANGE		8	6	43%	14
BOCA SIMON		2	12	86%	14
MARTHA'S HOUSE & ASSISTED LIVING FACILITY		14			14
BONIFAY NURSING AND REHABILITATION CENTER			14	100%	14
PROFESSIONAL URGENT CARE SERVICES		12	2	14%	14
HEALTHFIRST ADVENT HEALTH CENTRA CARE COCOA BEACH			14	100%	14
PRINCETON VILLAGE□		11	3	21%	14
NORTHWESTERN MEMORIAL HOSPITAL			14	100%	14
SIGNATURE HEALTHCARE OF ORANGE PARK		14			14
HELIX DIAGNOSTICS			14	100%	14
PALMETTO PEDIATRICS			14	100%	14
COUNTY OF LOS ANGELES			14	100%	14
EMERGENCY PHYSICIANS MEDICAL CENTER LLC		6	8	57%	14
WELLINGTON FAMILY PRACTICE		13	1	7%	14
REGENCY SQUARE MALL - SEARS		2	11	85%	13
CINNAMON COVE ALF		13			13
UNIVERSITY LAB			13	100%	13

# COVID-19: testing by laboratory

Data through Dec 15, 2020 verified as of Dec 16, 2020 at 09:25 AM

Data in this report are provisional and subject to change.

The numbers in the table below represent the number of Florida and non-Florida residents for whom test results were received by the Department of Health. A person can be tested by more than one laboratory and can have both positive and negative results. **Therefore, the sum of the numbers in each column will be larger than the total number of people tested.**

Reporting lab	Inconclusive	Negative	Positive	Percent positive	Total
JUST FOR KIDS PEDIATRICS		5	8	62%	13
BAY PINES MEDICAL ASSOCIATES		1	12	92%	13
GENERAL INTERNAL MEDICINE MEDICAL CTR CLINIC		9	4	31%	13
SOUTHEAST FAMILY HEALTHCARE CENTER			13	100%	13
OPIS ISLAND LAKE CENTER		13			13
DYNAMIC DNA LAB		1	12	92%	13
IN-OFFICE LAB		12	1	8%	13
Sunnyside Care Center		13			13
FUNGAL REFERENCE LABORATORY		12	1	8%	13
HARBOUR ISLAND PEDIATRICS		9	4	31%	13
CLINICAL LABORATORY SERVICES			13	100%	13
MERCY MEDICAL URGENT CARE CENTER INC		2	11	85%	13
LONG BEACH URGENT CARE		13			13
WEINBERG VILLAGE		13			13
FORT WALTON BEACH DEVELOPMENTAL CENTER		12	1	8%	13
PRIMECARE OF DOTHAN-DALEVILLE CLINIC		11	2	15%	13
GENESIS DERMATOLOGY		11	2	15%	13
VILLA OF KINGS AND QUEENS OF DELRAY		13			13
SYNIVERSE WELLNESS CENTER		11	2	15%	13
PARKWEST MEDICAL CENTER		11	2	15%	13
PUBLIC SQUARE PHARMACY LLC		11	2	15%	13
NEW YORK METHODIST HOSPITAL		13			13
BROOKLYN HOSPITAL CENTER DOWNTOWN CAMPUS		13			13
MEDEXPRESS - BLOOMIN BRANDS		4	9	69%	13
ROBERT WOOD JOHNSON UNIVERSITY HOSP		11	2	15%	13
DESOTO PALMS ALF		13			13
QUALITY URGENT CARE AND WELLNESS		9	4	31%	13
HEALTH MED CENTERS		13			13
OSCEOLA ALF OPERATOR, LLC DBA□		13			13
SHORE MEMORIAL HOSPITAL		12	1	8%	13
ESCAMBIA COMMUNITY CLINIC		2	11	85%	13
FLORIDA STATE HOSPITAL			13	100%	13
CANTON-POTSDAM HOSPITAL LABORATORY		13			13
ROADS PEDIATRICS,LLC		12	1	8%	13
CLEVELAND CLINIC			13	100%	13
Ocala Health and Rehabilitation Center		13			13
ST VINCENT'S EAST		11	1	8%	12
MI2297090CV HOLLAND-23D2189684		12			12
FLORIDA DEPARMENT OF HEALTH CLAY COUNTY			12	100%	12
UC HEALTH UNIVERSITY HOSPITAL		10	2	17%	12
MEDEXPRESS URGENT CARE - BLOOMINGTON		11	1	8%	12
PREMIER MEDICAL ASSOCIATES ALL FLORIDA LLC		12			12
FAST TRACK URGENT CARE CENTER - DOWNTOWN			12	100%	12
WALGREEN		4	8	67%	12
VERITAS RESEARCH CORP			12	100%	12
MOBILE DOC FL, LLC		11	1	8%	12
FLORIDA DEPARTMENT OF HEALTH IN HILLSBOROUGH COUNTY			12	100%	12

# COVID-19: testing by laboratory

Data through Dec 15, 2020 verified as of Dec 16, 2020 at 09:25 AM

Data in this report are provisional and subject to change.

The numbers in the table below represent the number of Florida and non-Florida residents for whom test results were received by the Department of Health. A person can be tested by more than one laboratory and can have both positive and negative results. **Therefore, the sum of the numbers in each column will be larger than the total number of people tested.**

Reporting lab	Inconclusive	Negative	Positive	Percent positive	Total
MELBOURNE FAMILY PRACTICE		11	1	8%	12
BAPTIST MEDICAL CENTER EAST		9	3	25%	12
INSTITUTE OF PATHOLOGY KINGS COUNTY		12			12
HUDSON VALLEY HOSPITAL CENTER LABORATORY		11	1	8%	12
VPA PC LAB		12			12
NEWYORK-PRESBYTERIAN/ LAWRENCE HOSPITAL LABORATORY		11	1	8%	12
FLORIDA DEPT OF HEALTH		4	8	67%	12
JESSIE TRICE COMMUNITY HEALTH SYSTEM, INC			12	100%	12
CARDIOLOGY AND MEDICINE ASSOCIATES INC		12			12
REGENEXX TAMPA BAY		11	1	8%	12
FHCP-PORT ORANGE		3	9	75%	12
PROMEDICA LABORATORIES		11	1	8%	12
BROWARD DIALYSIS			12	100%	12
MCWHORTER SCHOOL OF PHARMACY		12			12
LAKE PLACID HEALTH AND REHABILITATION			12	100%	12
NAPLES GREEN VILLAGE		12			12
PRECISION HEALTH SOLUTIONS		2	10	83%	12
OPTUMCARE FLORIDA LLC		1	11	92%	12
ORANGE REGIONAL MEDICAL CENTER LABORATORY		10	2	17%	12
CLERMONT URGENT CARE			12	100%	12
WORLD WRESTLING ENTERTAINMENT			12	100%	12
GLEN OAKS HEALTH AND REHABILITATION CENTER			12	100%	12
MERIDIAN AT WATERWAYS, THE		10	2	17%	12
CALADIUM PEDIATRICS		11	1	8%	12
TOTTENVILLE CIRCLE URGENT CARE		12			12
Consulate Health Care of Jacksonville			12	100%	12
MORRIS PARK URGENT CARE		9	3	25%	12
HOLIDAY CVS LLC DBA CVS/PHARMACY #0440		12			12
ACADIAN DIAGNOSTIC LABORATORIES		8	4	33%	12
MAITLAND PRIMARY CARE		9	3	25%	12
BETHESDA HEALTH PHYSICIAN GROUP INC			12	100%	12
LONG ISLAND JEWISH VALLEY STREAM		12			12
DEPT OF VA MEDICAL CENTER - BAY PINES			12	100%	12
LEON CHD		12			12
THE RESIDENCE AT TIMBER PINES		12			12
LIFE CARE OF PORT SAINT LUCIE		3	9	75%	12
IREPERTOIRE_MOL_LAB		12			12
MARIANNA HEALTH AND REHABILITATION CENTER		12			12
SHELBY COUNTY HEALTH CARE CORPORATION		9	3	25%	12
SUMMIT MEDICAL GROUP - 75 E NORTHFIELD		10	2	17%	12
PONCE PLAZA NURSING & REHAB CENTER		2	10	83%	12
Cross Care Center			12	100%	12
NEMOURS CHILDREN'S URGENT CARE, ORLANDO - WATERFORD LAKES			12	100%	12
ORLANDO LUTHERAN TOWERS ASSISTED LIVING		12			12
APPLE DIAGNOSTICS LAB		5	7	58%	12
BLISS HEALTHCARE SERVICES			11	100%	11
STATEN ISLAND UNIVERSITY HOSPITAL		11			11

# COVID-19: testing by laboratory

Data through Dec 15, 2020 verified as of Dec 16, 2020 at 09:25 AM

Data in this report are provisional and subject to change.

The numbers in the table below represent the number of Florida and non-Florida residents for whom test results were received by the Department of Health. A person can be tested by more than one laboratory and can have both positive and negative results. **Therefore, the sum of the numbers in each column will be larger than the total number of people tested.**

Reporting lab	Inconclusive	Negative	Positive	Percent positive	Total
APOLLO HEALTH & REHABILITATION		6	5	45%	11
MAINSTREET FAMILY SELECT		1	10	91%	11
LAB UNKNOWN			11	100%	11
NIGHT LITE PEDIATRICS CENTER, LLC		1	10	91%	11
SONATA COCONUT CREEK		8	3	27%	11
COLORADO DEPARTMENT OF PUBLIC HEALTH AND ENVIRONMENT			11	100%	11
SUNCOAST URGENT CARE			11	100%	11
EASTERN SHORE URGENT CARE		7	4	36%	11
CARE FAST MURABELLA		7	4	36%	11
BRYAN WHITFIELD MEMORIAL HOSPITAL		7	4	36%	11
WINTER PARK CARE AND REHABILITATION			11	100%	11
FLORIDA HOSPITAL WINTER GARDEN		10	1	9%	11
HEALTHCARE NOW			11	100%	11
CORE LABORATORY		1	10	91%	11
PALM BEACH PATHOLOGY		9	2	18%	11
INN AT LAKE SEMINOLE SQUARE, THE		11			11
BASSETTI & ASSOCIATES, MD, PA			11	100%	11
UR CARE FAMILY AND SPORTS MEDICINE			11	100%	11
North Lake Care Center		11			11
UNIVERSITY CENTRA CARE		10	1	9%	11
LEHIGH VALLEY HOSPITAL		3	8	73%	11
DMH STEINHATCHEE FAMILY MEDICINE		8	3	27%	11
PALMS MEDICAL GROUP - LAKE CITY WEST		3	8	73%	11
JOSEPH SCHENKER MD PC DBA CENTERS URGENT		9	2	18%	11
AIM LABORATORIES			11	100%	11
MD PLUS URGENT CARE, LLC			11	100%	11
WIREGRASS CLINIC LLC		9	2	18%	11
SUMMIT ATLANTIC SURGERY CENTER		11			11
MIAMI CLINICAL RESEARCH CORP			11	100%	11
SHELBY BAPTIST MEDICAL CENTER		6	5	45%	11
PRATTVILLE BAPTIST HOSPITAL		9	2	18%	11
ADVENT HEALTH - CARROLLWOOD		3	8	73%	11
EPIC REFERENCE LABS INC			11	100%	11
ST JOSEPH HOSPITAL		10	1	9%	11
QUOTIENT SCIENCES LABS LLC			11	100%	11
FAMILY AND INTERNAL MEDICINE AT AVALON PARK		9	2	18%	11
PROHEALTH CARE ASSOCIATES MOBILE		9	2	18%	11
MINUTECLINIC DIAGNOSTICS MEDICAL GROUP		11			11
KRYSTAL BAY NURSING AND REHABILITATION		8	3	27%	11
HOWARD BEACH URGENT CARE		11			11
THE TERRACE OF SAINT CLOUD		9	2	18%	11
MASSACHUSETTS GENERAL HOSPITAL		1	10	91%	11
TROPICANA		5	6	55%	11
BROOKDALE DELAND			11	100%	11
TREASURE COAST URGENT CARE			11	100%	11
MORTON PLANT MEASE			11	100%	11
EAR NOSE & THROAT ASSOCIATES OF MANATEE PA		11			11



# COVID-19: testing by laboratory

Data through Dec 15, 2020 verified as of Dec 16, 2020 at 09:25 AM

Data in this report are provisional and subject to change.

The numbers in the table below represent the number of Florida and non-Florida residents for whom test results were received by the Department of Health. A person can be tested by more than one laboratory and can have both positive and negative results. **Therefore, the sum of the numbers in each column will be larger than the total number of people tested.**

Reporting lab	Inconclusive	Negative	Positive	Percent positive	Total
MINUTECLINIC DIAGNOSTIC		11			11
BVL PEDIATRICS		11			11
Belleair Healthcare Center		7	4	36%	11
MINUTECLINIC DIAGNOSTIC OF RHODE ISLAND, LLC #590		10			10
NORTH OKALOOSA PHYSICIAN GROUP		10			10
APPALACHIAN REGIONAL HEALTHCARE SYSTEM		10			10
GADSDEN REGIONAL MEDICAL CENTER		10			10
NAPHCARE, INC.			10	100%	10
MEDEX REGIONAL LABORATORIES LLC		1	9	90%	10
LYSTER ACH FT RUCKER AL		9	1	10%	10
SUMTER PEDIATRICS		10			10
OHIO STATE UNIVERSITY MEDICAL CENTER			10	100%	10
Z UROLOGY		10			10
VETERNANS ADMINISTRATION			10	100%	10
GLEN OAKS URGENT CARE		10			10
BAPTIST PRIMARY CARE PONTE VEDRA		6	4	40%	10
UMHC/SYLVESTER AT KENDALL		1	9	90%	10
BLOUNT MEMORIAL HOSPITAL		9	1	10%	10
GROWING TOGETHER PEDIATRICS, LLC		8	2	20%	10
MHHS All Lab Subsection		10			10
GENESIS		7	3	30%	10
MENORAH HOUSE		9	1	10%	10
INTERMOUNTAIN CENTRAL LAB		1	9	90%	10
ADVANCED EMURGENT CARE		5	5	50%	10
HCR MANORCARE		10			10
AMBRY GENETICS CORPORATION		10			10
BROWARD HEALTH CARE			10	100%	10
WATSON HEALTHCARE		7	3	30%	10
ADVENT HEALTH - KISSIMMEE		1	9	90%	10
EMERALD COAST HOSPICE - CRESTVIEW		10			10
PHELPS HOSPITAL LABORATORY		10			10
NORTH FLORIDA MEDICAL CENTER		8	2	20%	10
NORTHERN WESTCHESTER HOSPITAL LABORATORY		8	2	20%	10
BOND CLINIC DR ELDEEB		1	9	90%	10
BAPTIST MEMORIAL HEALTH CARE		9	1	10%	10
MARQUES PEDIATRICS			10	100%	10
RESOLVE MOLECULAR DIAGNOSTICS		10			10
ARNOT OGDEN MEDICAL CENTER LABORATORY		10			10
COVANCE CENTRAL LABORATORY			10	100%	10
CBC LAB		3	7	70%	10
REDMED CLINIC OF ARLINGTON		9	1	10%	10
BEAUMONT LABORATORY			10	100%	10
Hialeah Nursing And Rehabilitation Center		6	4	40%	10
MACKOUL PEDIATRICS FORT MYERS			10	100%	10
GRACE MEDICAL HOME		8	2	20%	10
ODYSSEY HEALTHCARE OF MARION COUNTY, LLC		10			10
PINELLAS COUNTY HEALTH DEPARTMENT		2	8	80%	10

# COVID-19: testing by laboratory

Data through Dec 15, 2020 verified as of Dec 16, 2020 at 09:25 AM

Data in this report are provisional and subject to change.

The numbers in the table below represent the number of Florida and non-Florida residents for whom test results were received by the Department of Health. A person can be tested by more than one laboratory and can have both positive and negative results. **Therefore, the sum of the numbers in each column will be larger than the total number of people tested.**

Reporting lab	Inconclusive	Negative	Positive	Percent positive	Total
ALABAMA CLINICS		3	7	70%	10
WEST		3	7	70%	10
ROSLYN URGENT CARE		10			10
M&V SAN JOSE MEDICAL CENTER			10	100%	10
MONTEFIORE ST LUKE'S CORNWALL HOSPITAL		8	2	20%	10
MINUTECLINIC, LLC, DBA MINUTECLINIC #2544		9	1	10%	10
VASCONCELLO COHEN MD PA		9	1	10%	10
COMMUNITY HEALTH CENTER		2	8	80%	10
LAKE NONA MEDICAL SERVICES		3	7	70%	10
LAKE MARY KIDS CENTRA CARE			10	100%	10
SOUTHEASTERN LABORATORY			10	100%	10
THE TRADITION OF THE PALM BEACHES		10			10
BELLEVUE HOSPITAL CENTER DEPARTMENT		10			10
EMERALD COAST PEDIATRICS			10	100%	10
AVANTE ST CLOUD		7	3	30%	10
MCW MENTAL HEALTH LLC		10			10
LAKE BALDWIN CBOC		9	1	10%	10
CAREATC			10	100%	10
NEW JERSEY DEPARTMENT OF HEALTH COMMUNICABLE DISEASE SERVICE		3	7	70%	10
LUCID DIAGNOSTICS LABS			10	100%	10
ARDEN COURTS OF FORT MYERS		10			10
ROCKLEDGE		1	9	90%	10
CREATIVE TESTING SOLUTIONS		3	7	70%	10
CAPE CORAL HOSPITAL ABG LABORATORY		4	6	60%	10
MEDICAL LABORATORY DIAGNOSTICS			10	100%	10
HIALEAH HOSPITAL RESPIRATORY DEPT			10	100%	10
OMNI			9	100%	9
OAKMONTE VILLAGE		8	1	11%	9
MERCY MEDICAL CENTER		3	6	67%	9
PALMS REHABILITATION AND HEALTHCARE CENTER		7	2	22%	9
FIRST CHOICE PEDIATRICS WINTER SPRINGS		9			9
UNAVAILABLE/UNKNOWN/NO INFORMATION FOUND			9	100%	9
MID-FLORIDA PATHOLOGY, LLC		9			9
PRECISION GENETICS			9	100%	9
PROFESSIONAL PARK PEDIATRICS PA			9	100%	9
ADVENT HEALTH - WINTER HAVEN		5	4	44%	9
TOTAL ACCESS URGENT CARE			9	100%	9
Maury Regional Hospital		6	3	33%	9
BHA CENTRAL COUNTY CLINIC		1	8	89%	9
A2Z DIAGNOSTICS		9			9
CAREHERE- LCS LEESBURG			9	100%	9
BIOREFERENCE LABORATORIES INC		3	6	67%	9
DELAND WELLNESS CENTER			9	100%	9
VILLAGE PLACE HEALTH AND REHAB		9			9
ANTHEM LAKES LLC		9			9
SAN JOSE SENIOR CARE LLC		6	3	33%	9
GCPM MANUAL MICROBIOLOGY		1	8	89%	9

# COVID-19: testing by laboratory

Data through Dec 15, 2020 verified as of Dec 16, 2020 at 09:25 AM

Data in this report are provisional and subject to change.

The numbers in the table below represent the number of Florida and non-Florida residents for whom test results were received by the Department of Health. A person can be tested by more than one laboratory and can have both positive and negative results. **Therefore, the sum of the numbers in each column will be larger than the total number of people tested.**

Reporting lab	Inconclusive	Negative	Positive	Percent positive	Total
Ocala Oaks Rehabilitation Center		7	2	22%	9
Huntington Station Urgent Care		8	1	11%	9
MinuteClinic Diagnostic of North Carol		6	3	33%	9
Flushing Hospital Medical Center		7	2	22%	9
Bridgeway Health Clinics Inc			9	100%	9
Marion Pediatrics PA		9			9
WellMed at South Parsons		8	1	11%	9
Mount Dora Pediatrics		8	1	11%	9
Bayonet Point Hospital			9	100%	9
CareNow Urgent Care-MT Juliet		8	1	11%	9
Boca Raton Regional Hospital Lab			9	100%	9
Chemisys Laboratories		1	8	89%	9
Salerno Bay Health & Rehabilitation Center		8	1	11%	9
Florida Pediatric Group PA		8	1	11%	9
AdventHealth Medical Group Care Clinic at		7	2	22%	9
Cypress Point Living, LLC		7	2	22%	9
LPG Pediatrics at Page Field		9			9
Children's Health Center Inc.		7	2	22%	9
TMH Physician Partners - Monticello		8	1	11%	9
NeuroInternational Sarasota		8	1	11%	9
Samaritan Medical Center		9			9
Bureau of Public Health		1	8	89%	9
Innovative Research of West Florida		7	2	22%	9
Parrott Medical Clinic			9	100%	9
South Nassau Communities Hospital		7	2	22%	9
MeDEXpress Urgent Care Lewisburg		9			9
Kiva at Canterbury			9	100%	9
Hospice of the Treasure Coast		8	1	11%	9
Pediatric Health Care Alliance			9	100%	9
Towers Home Care		9			9
Lake Nona Medical Service LLC		9			9
Riverside Medical Group		8	1	11%	9
Rainbow Pediatrics			9	100%	9
Brookdale Canopy Oaks			9	100%	9
Magnolia Pediatrics		2	7	78%	9
Northbrook Center for		8	1	11%	9
University Hospital UC Health		6	3	33%	9
Southeastern Outpatient Surgery Center		9			9
Plymouth Harbor Incorporated		9			9
Rainbow Pediatric Center		2	7	78%	9
Market Street Viera		9			9
Molecular Pathology Laboratory			9	100%	9
Coastal Skin Surgery and Dermatology		6	3	33%	9
Michigan Department of Health and Human Services			9	100%	9
Any Lab Test Now Inc			9	100%	9
MidMichigan Medical Center			9	100%	9
Northwest Florida Sleep			8	100%	8

# COVID-19: testing by laboratory

Data through Dec 15, 2020 verified as of Dec 16, 2020 at 09:25 AM

Data in this report are provisional and subject to change.

The numbers in the table below represent the number of Florida and non-Florida residents for whom test results were received by the Department of Health. A person can be tested by more than one laboratory and can have both positive and negative results. **Therefore, the sum of the numbers in each column will be larger than the total number of people tested.**

Reporting lab	Inconclusive	Negative	Positive	Percent positive	Total
ROYAL CARE OF AVON PARK		7	1	13%	8
COLLIER COUNTY HEALTH DEPT.		4	4	50%	8
MICHIGAN DEPARTMENT OF COMMUNITY HEALTH		1	7	88%	8
UNIVERSITY MEDICAL CENTER		8			8
HORIZON MEDICAL GROUP		7	1	13%	8
FHCP-ORANGE CITY			8	100%	8
CARROLL GARDENS URGENT CARE		8			8
MD BEAUTY LABS, PA		8			8
CORNERSTONE MEDICAL CARE OF BRANDON PL		7	1	13%	8
X-GENE MOLECULAR LABS		1	7	88%	8
LIFE CARE CITRUS COUNTY			8	100%	8
PANCARE HEALTH - VERNON ELEMENTARY			8	100%	8
MINUTE CLINIC DIAGNOSTIC OF VIRGINIA		5	3	38%	8
ONEIDA HEALTHCARE CENTER		8			8
MINUTECLINIC MINUTECLINIC #8746		8			8
BENDERSON FAMILY SKILLED NURSING AND□		8			8
HOLY NAME MEDICAL CENTER	1	6	1	13%	8
TEXAS DEPARTMENT OF STATE HEALTH SERVICES		2	6	75%	8
HARBORCHASE OF DR PHILLIPS		7	1	13%	8
ADVENTHEALTH CENTRA CARE WINTER HAVEN			8	100%	8
MID-HUDSON VALLEY DIVISION OF WESTCHESTER MEDICAL		8			8
COMPREHENSIVE CHILDCARE ASSOCIATES		5	3	38%	8
THE WOLFF CENTER FOR CHILD & ADOLESCENT HEALTH			8	100%	8
PATEL MEDICAL VENTURES		7	1	13%	8
FOUNTAINVIEW BY FIVE STAR QUALITY CARE		7	1	13%	8
MEADOWCREST MOLECULAR DIAGNOSTICS, LLC			8	100%	8
GOLISANO CHILDREN'S HOSPITAL OF SOUTHWEST FLORIDA		6	2	25%	8
BEAUMONT EMERGENCY CENTER			8	100%	8
OHIO CVS STORES, LLC DBA		8			8
BROOKDALE BRANDON		8			8
JOHNS HOPKINS MEDICAL LABORATORIES		1	7	88%	8
RIVERWOOD HEALTH NH LLC		8			8
BOND AND STEELE CLINIC, PA		6	2	25%	8
GENEUS DIAGNOSTICS			8	100%	8
PBC PREMIER FAMILY HEALTH			8	100%	8
BAPTIST HEALTH			8	100%	8
STATEN ISLAND UNIVERSITY HOSPITAL SEGUINE AVE		8			8
INTERNAL MEDICINE ASSOCIATES OF JACKSON HOSPITAL			8	100%	8
SAMARITAN HOSPITAL LABORATORY		7	1	13%	8
SOUTHCORP LABORATORY		2	6	75%	8
MOSOLF PEDIATRICS			8	100%	8
REGENCY OAKS HEALTH CENTER		8			8
DOCTOR'S IN-HOUSE LAB/COMMUNITY HEALTH CENTERS OF PINELLAS – CLEARWATE			8	100%	8
SYLVESTER AT PLANTATION LABORATORY		7	1	13%	8
NCHD		3	5	63%	8
MD NOW MEDICAL CENTERS INC			8	100%	8
CVS MINUTE CLINIC, LLC		6	2	25%	8

# COVID-19: testing by laboratory

Data through Dec 15, 2020 verified as of Dec 16, 2020 at 09:25 AM

Data in this report are provisional and subject to change.

The numbers in the table below represent the number of Florida and non-Florida residents for whom test results were received by the Department of Health. A person can be tested by more than one laboratory and can have both positive and negative results. **Therefore, the sum of the numbers in each column will be larger than the total number of people tested.**

Reporting lab	Inconclusive	Negative	Positive	Percent positive	Total
METHODIST MEDICAL CENTER		6	2	25%	8
BIOTECH CLINICAL LABORATORIES, INC.		1	7	88%	8
LABCORP BURLINGTON		1	7	88%	8
ASHTON PLACE	1	7			8
ROCKLEDEGE REGIONAL MEDICAL CENTER		8			8
WACO HHSSURGEWACO	1	6	1	13%	8
UNION CHD		7	1	13%	8
CIAN DIAGNOSTICS			8	100%	8
ALACHUA COUNTY HEALTH DEPARTMENT		1	7	88%	8
JX REF LAB			8	100%	8
EMERITUS AT NAPLES	1	7			8
FAMILY HEALTH CENTER			8	100%	8
BARTON PARKER OD PC		8			8
CVS PHARMACY NO 274		8			8
COLLEGE POINT URGENT CARE		7	1	13%	8
ORMOND BEACH CENTRA CARE			8	100%	8
WESTCHESTER GENERAL HOSPITAL BLOOD GAS LAB			8	100%	8
CARENOW URGENT CARE - EAST NASHVILLE		7	1	13%	8
RICHMOND UNIVERSITY MEDICAL CENTER		7	1	13%	8
ORANGE BLOSSOM FAMILY HEALTH		6	2	25%	8
ROBERT WOOD JOHNSON HOSPITAL		7	1	13%	8
ST. JOSEPH HOSPITAL AND HEALTH CARE INC.			8	100%	8
MEDEXPRESS URGENT CARE PARKERSBURG		7	1	13%	8
ALLINA HEALTH - ABBOTT NORTHWESTERN HOSPITAL		5	3	38%	8
MINUTECLINIC DIAGNOSTIC OF NORTH CAROLINA PC		8			8
ADVENT HEALTH - FOUR CORNERS ER		8			8
HEALTHMARK REGIONAL HOSPITAL LAB		4	4	50%	8
LIFE CARE CENTER OF PORT ST. LUCIE		5	3	38%	8
JFK MEDICAL CENTER NORTH LAB		1	7	88%	8
COMMUNITY MEDICAL CARE CENTER INC			8	100%	8
BAPTIST OUTPATIENT			8	100%	8
NORTHSHORE UNIVERSITY HEALTHSYSTEM EVANSTON HOSPITAL LAB			8	100%	8
TRINITY MEDICAL ASSOCIATES LLC			8	100%	8
HUNTINGTON VILLAGE URGENT CARE		8			8
DOCTOR'S IN HOUSE LAB			8	100%	8
WHITE SANDS OUTPATIENT SERVICES (WSOP SERVICES LLC		8			8
BARNETT PARK			8	100%	8
CARENOW URGENT CARE-BRENTWOOD		6	2	25%	8
CVS MINUTE CLINIC DIAGNOSTIC OF NORTH CAROL		8			8
NATURE COAST REGIONAL MEDICAL CENTER			8	100%	8
GENE STREET LABORATORIES, LLC		6	2	25%	8
ATLANTIC CONSOLIDATED LABORATORY		8			8
VETERAN AFFAIRS MEDICAL CENTER - JAMES J PETERS		6	2	25%	8
ADVANCED DIAGNOSTIC LABORATORY		1	7	88%	8
EXECUTIVE MEDICAL SERVICES		8			8
SCHOOL OF PHARMACY AND PHARMACEUTICAL		7			7
CARENOW URGENT CARE-MADISON		7			7



# COVID-19: testing by laboratory

Data through Dec 15, 2020 verified as of Dec 16, 2020 at 09:25 AM

Data in this report are provisional and subject to change.

The numbers in the table below represent the number of Florida and non-Florida residents for whom test results were received by the Department of Health. A person can be tested by more than one laboratory and can have both positive and negative results. **Therefore, the sum of the numbers in each column will be larger than the total number of people tested.**

Reporting lab	Inconclusive	Negative	Positive	Percent positive	Total
ISLAND LAKE CENTER		3	4	57%	7
TENNESSEE DEPARTMENT OF HEALTH (TDH) - CENTRAL LABORATORY		1	6	86%	7
Jupiter Medical Center Pavilion		6	1	14%	7
NORTHWEST FLORIDA ENT, PA		3	4	57%	7
BERNHARDT LABORATORIES		3	4	57%	7
CALHOUN COUNTY HEALTH DEPT		2	5	71%	7
ADVENTHEALTH MEDICAL GROUP		7			7
LAB UNKNOWN		6	1	14%	7
BAPTIST PEDIATRICS		6	1	14%	7
MINUTECLINIC LLC #1350		7			7
ALBIBI		1	6	86%	7
WELLMED AT PORT ST LUCIE WEST		6	1	14%	7
DIAGNOSTIC CLINIC		6	1	14%	7
MINUTECLINIC DIAGNOSTIC OF PENNSYLVANI		7			7
OCOE PEDIATRICS		6	1	14%	7
DOH-TAMPA BRANCH LABORATORY (MLK BLVD)		3	4	57%	7
Signature healthcare of Jacksonville		5	2	29%	7
UNIVERSITY OF WASHINGTON MEDICAL CENTER			7	100%	7
ECLRS		2	5	71%	7
STUART REHABILITATION AND HEALTHCARE		2	5	71%	7
EMERGENCY MEDICAL CENTER		2	5	71%	7
CENTRAL FLORIDA PEDIATRIC URGENT CARE LLC		6	1	14%	7
TRUE HEALTH DIAGNOSTICS		1	6	86%	7
AUBURN COMMUNITY HOSPITAL		6	1	14%	7
LEE COUNTY HEALTH DEPARTMENT		4	3	43%	7
FIRSTCARE CLINIC			7	100%	7
ROBERT H JENKINS JR VETERANS' DOMICILIARY HOME OF		7			7
FLORIDA CENTER FOR DERMATOLOGY LABORATORY			7	100%	7
INN AT ASTON GARDENS AT PELICAN POINTE,THE		7			7
JUPITER MEDICAL CENTER			7	100%	7
PEDIATRICS OF CENTRAL FLORIDA		5	2	29%	7
LAKES DIALYSIS CENTER INC			7	100%	7
THE VILLAGES HEALTH		5	2	29%	7
ORLANDO HEALTH PHYSICIAN ASSOCIATES		4	3	43%	7
TRUE HEALTH		5	2	29%	7
WYOMING COUNTY COMMUNITY HOSPITAL LABORATORY		7			7
MEDLABS DIAGNOSTICS		7			7
PBC FOUND CARE INC			7	100%	7
SOUTH COM HEALTH CLINIC, DEPT. OF THE ARMY		7			7
NOVANT HEALTH INPATIENT CARE		2	5	71%	7
ADVENTHEALTH MEDICAL GROUP FAMILY MEDICINE		7			7
HEALTH CARE LABORATORY SERVICES		1	6	86%	7
VETERANS AFFAIRS MEDICAL CENTER - OUTPATIENT			7	100%	7
THE TERRACE AT IVY ACRES ALF		6	1	14%	7
VIRTUA VOORHEES HOSPITAL		5	2	29%	7
MAINSTREET FAMILY CARE			7	100%	7
HEALTHWORKS MED GROUP OF FLORIDA PA		2	5	71%	7

# COVID-19: testing by laboratory

Data through Dec 15, 2020 verified as of Dec 16, 2020 at 09:25 AM

Data in this report are provisional and subject to change.

The numbers in the table below represent the number of Florida and non-Florida residents for whom test results were received by the Department of Health. A person can be tested by more than one laboratory and can have both positive and negative results. **Therefore, the sum of the numbers in each column will be larger than the total number of people tested.**

Reporting lab	Inconclusive	Negative	Positive	Percent positive	Total
HOLY GARDEN ALF, INC.		7			7
EXPRESS FAMILY CARE LLC			7	100%	7
ST JUDE LABORATORIES		5	2	29%	7
DOCTOR’S IN-HOUSE LAB/COMMUNITY HEALTH CENTERS OF PINELLAS –PINELLAS P			7	100%	7
ALACHUA			7	100%	7
BAYLOR GENETICS		5	2	29%	7
FLORIDA HOSPITAL KISSIMMEE		4	3	43%	7
QUE		4	3	43%	7
Ocoee Health Care Center		7			7
MONTEFIORE NYACK HOSPITAL AFFILIATED LABORATORY		7			7
MICHELLE S PAGE MD PA		7			7
DOCTORS CLINICAL LABORATORY, INC		5	2	29%	7
KINDRED HOSPITAL-BAY AREA-ST PETERSBURG LAB		7			7
DIEGO FALLON MD PA		5	2	29%	7
BLOCK NATION CHASE		4	3	43%	7
LYNMOORE,THE		7			7
ALCOVE ASSISTED LIVING FACILITY		7			7
EAR NOSE AND THROAT ASSOCIATES OF MANATEE, P.A.		7			7
FLORIDA DIGESTIVE AND LIVER SPECIALIST		7			7
FLORIDA HOSPITAL WINTER PARK		6	1	14%	7
ALL MY KIDS PEDIATRICS INC		4	3	43%	7
HEARTLAND PEDIATRICS OF LAKE PLACID			7	100%	7
THE MARY IMOGENE BASSETT HOSPITAL		7			7
CENTER ONE SURGERY CENTER		6	1	14%	7
OPIS COQUINA CENTER		7			7
LAKEVIEW HEALTH SYSTEMS			7	100%	7
ALLEGRO - TAMPA	1	4	2	29%	7
BROOKDALE PANAMA CITY		6	1	14%	7
CVS PHARMACY #8800		5	2	29%	7
Rosewood Healthcare and Rehabilitation Center		5	2	29%	7
METROPOLITAN HOSPITAL CENTER		6	1	14%	7
The Ponce Therapy Care Center		7			7
AVON PARK PEDIATRICS			7	100%	7
FIRST CHOICE PEDIATRICS INC		6	1	14%	7
GULF COAST MEDICAL GROUP		2	5	71%	7
RIVER OAKS TREATMENT CENTER			7	100%	7
SURGOINSVILLE PHARMACY		7			7
MEDEXPRESS URGENT CARE - SEMINOLE SQUA		6	1	14%	7
AVENTURA HOSPITAL AND MEDICAL CENTER			7	100%	7
GENTIVA HEALTH SERVICES CERTIFIED INC		7			7
HEALTH NETWORK LABORATORIES		6	1	14%	7
VALLEY IMMEDIATE CARE		6	1	14%	7
DORAL URGENT CARE			7	100%	7
ORANGE PARK PEDIATRIC ASSOCIATES		1	6	86%	7
GENTRY PARK ORLANDO ASSISTED LIVING		6	1	14%	7
FLORIDA CLINICAL LAB			7	100%	7
ARBOR TERRACE ORTEGA LLC		7			7

# COVID-19: testing by laboratory

Data through Dec 15, 2020 verified as of Dec 16, 2020 at 09:25 AM

Data in this report are provisional and subject to change.

The numbers in the table below represent the number of Florida and non-Florida residents for whom test results were received by the Department of Health. A person can be tested by more than one laboratory and can have both positive and negative results. **Therefore, the sum of the numbers in each column will be larger than the total number of people tested.**

Reporting lab	Inconclusive	Negative	Positive	Percent positive	Total
NORTON HEALTHCARE			7	100%	7
ARCHBOLD MEMORIAL HOSPITAL/LAB		3	4	57%	7
LEPE'S HOUSE			7	100%	7
PERSONAL PEDIATRICS PA		5	2	29%	7
SOS MOBILE MEDICAL CARE LLC		7			7
ASSISTED LIVING OF BROWARD		7			7
DEPARTMENT OF HEALTH- CITRUS COUNTY			7	100%	7
PASSPORT HEALTH			6	100%	6
SUNSHINE ASSISTED LIVING		6			6
MEDEXPRESS URGENT CARE - BENTON HARBOR		6			6
IRL MARKET LAB			6	100%	6
GENETIC TECHNOLOGICAL INNOVATIONS			6	100%	6
CAPE CORAL URGENT CARE		3	3	50%	6
SONATA BOYNTON BEACH		5	1	17%	6
TEXAS MEDCLINIC			6	100%	6
DARDEN WELLNESS CENTER		5	1	17%	6
JACKSON CLINIC PA,THE		3	3	50%	6
HAWKINS FAMILY MEDICINE LLC		5	1	17%	6
ILLINOIS DEPT OF PUBLIC HEALTH LAB - SPRINGFIELD			6	100%	6
CAMPBELL URGENT CARE			6	100%	6
CHILDREN'S HOSPITAL OF PHILADELPHIA		5	1	17%	6
NEW YORK PRESBYTERIAN - LOWER MANHATTAN		6			6
BAYCARE ALLIANT HOSPITAL			6	100%	6
COMMONWEALTH OF MASSACHUSETTS			6	100%	6
PALMETTO HEALTH ALLIANCE		3	3	50%	6
BAYA URGENT CARE LLC		1	5	83%	6
PANCARE HEALTH - WEWA ELEMENTARY			6	100%	6
PROHEALTH MED		1	5	83%	6
MERCY HEALTH—MUSKEGON		5	1	17%	6
ARLINGTON OF NAPLES		6			6
FLORIDA MEDICAL SPECIALISTS		2	4	67%	6
CHILDREN'S HEALTHCARE OF ATLANTA/EGLESTON		6			6
ETHOS LABORATORIES		6			6
PENN MEDICINE PRINCETON MEDICAL CENTER		6			6
ST LUKES ROOSEVELT LABORATORY		6			6
LUXOR SCIENTIFIC LLC			6	100%	6
JERSEY SHORE MEDICAL CENTER		6			6
SONORA QUEST LABORATORIES			6	100%	6
NEMOURS CHILDREN'S PRIMARY CARE VERO BEACH			6	100%	6
PATHLINE			6	100%	6
THOMAS JEFFERSON UNIVERSITY HOSPITAL		4	2	33%	6
BAY STREET PHARMACY☐		6			6
BAYCARE MEDICAL GROUP INC			6	100%	6
BARTON FAMILY PRACTICE		2	4	67%	6
CLEARWATER PEDIATRIC CARE		1	5	83%	6
DOH JACKSONVILLE CENTRAL LABORATORY		3	3	50%	6
CAREWELL 301 - WARWICK			6	100%	6

# COVID-19: testing by laboratory

Data through Dec 15, 2020 verified as of Dec 16, 2020 at 09:25 AM

Data in this report are provisional and subject to change.

The numbers in the table below represent the number of Florida and non-Florida residents for whom test results were received by the Department of Health. A person can be tested by more than one laboratory and can have both positive and negative results. **Therefore, the sum of the numbers in each column will be larger than the total number of people tested.**

Reporting lab	Inconclusive	Negative	Positive	Percent positive	Total
BIOTECH			6	100%	6
PATHGROUP LABS, LLC		4	2	33%	6
MONTEFIORE MEDICAL CENTER LABORATORIES - WEILER		4	2	33%	6
TAMIAMI LAB MILLENIUM			6	100%	6
CRESTVIEW URGENT CARE			6	100%	6
WATAUGA MEDICAL CENTER		4	2	33%	6
CHILDRENS MEDICAL CENTER			6	100%	6
Northwell Lab		2	4	67%	6
THE VILLAGES REGIONAL HOSPITAL FREESTANDING		3	3	50%	6
BRADENTON PHYSICIANS MEDICAL CENTER			6	100%	6
NOT INDICATED		1	5	83%	6
MINUTECLINIC DIAGNOSTIC OF HAWAII LLC		6			6
FAMILY MEDICAL CARE OF PALM BEACH			6	100%	6
AARK LABORATORY		6			6
MONROE COUNTY HOSPITAL		4	2	33%	6
LAWTON CHILES HEALTH CENTER		1	5	83%	6
MC DIAGNOSTIC OF CONNECTICUT, PC #1960		6			6
ENIGMA DIAGNOSTIC, INC.			6	100%	6
LAKELAND HILLS CENTER		2	4	67%	6
SAINT PETER'S UNIVERSITY HOSPITAL		6			6
MERCY COLLEGE HEALTH OFFICE		6			6
CAPITAL HEALTH PLAN LABORATORIES			6	100%	6
SARASOTA - ROBERT L TAYLOR COMMUNITY CENTER		1	5	83%	6
VERMONT DEPARTMENT OF HEALTH		1	5	83%	6
PRIMARY CARE MEDICINE		5	1	17%	6
TIMBER CREEK PEDIATRICS		6			6
WILDLIGHT LAB			6	100%	6
SOUTH CAROLINA DEPARTMENT OF HEALTH			6	100%	6
The Care Center at Pinellas Park		6			6
INTERNAL MEDICINE SPECIALIST		5	1	17%	6
MEDEXPRESS URGENT CARE, MOON TOWNSHIP		6			6
UNILAB		2	4	67%	6
MINIMALLY INVASIVE VASCULAR INC		6			6
DEBARY HEALTH AND REHABILITATION CENTER		6			6
MISSOURI DEPARTMENT OF HEALTH AND SENIOR SERVICES			6	100%	6
THE CLINIC PREMISE HEALTH			6	100%	6
CARENOW URGENT CARE-SOUTHLAKE			6	100%	6
LUMADOC HEALTH		4	2	33%	6
MID FLORIDA PATHOLOGY LLC		5	1	17%	6
FLORIDA WOMAN CARE LABORATORY			6	100%	6
BOCA VIPEDIATRICS			6	100%	6
ISLAND COAST PEDIATRICS IN-HOUSE LAB		6			6
GRACE REHABILITATION CENTER OF VERO BEACH		4	2	33%	6
PENINSULA CARE AND REHABILITATION CENTER			6	100%	6
ROWLETT MIDDLE ACADEMY		5	1	17%	6
KINDRED HOSPITAL CENTRAL TAMPA BLOOD GAS		6			6
ADVENTHEALTH EXPRESS CARE AT			6	100%	6

# COVID-19: testing by laboratory

Data through Dec 15, 2020 verified as of Dec 16, 2020 at 09:25 AM

Data in this report are provisional and subject to change.

The numbers in the table below represent the number of Florida and non-Florida residents for whom test results were received by the Department of Health. A person can be tested by more than one laboratory and can have both positive and negative results. **Therefore, the sum of the numbers in each column will be larger than the total number of people tested.**

Reporting lab	Inconclusive	Negative	Positive	Percent positive	Total
MIAMI BEACH COMMUNITY HEALTH CENTER INC			6	100%	6
WEISS PEDIATRIC CARE LLC		5	1	17%	6
BETH ISRAEL DEACONESS MEDICAL CENTER			6	100%	6
IU HEALTH PATHOLOGY		1	5	83%	6
RIVERVIEW REGIONAL MEDICAL CENTER		6			6
PUBLIC HEALTH LAB		6			6
LIFE'S SPECIAL MOMENTS INC		6			6
ADVENT HEALTH EXPRESS		2	3	60%	5
Army Residence Community		5			5
ST VINCENT'S CHILTON		4	1	20%	5
GRAND VILLA OF ALTAMONTE SPRINGS			5	100%	5
BROOKDALE PADDOCK HILLS		5			5
OPTUM SILVER LAKES			5	100%	5
ADVENT HEALTH - DELTONA ER		1	4	80%	5
MEDEXPRESS URGENT CARE - TIMBERLAKE		5			5
NORTHPORT MEDICAL CENTER LAB		5			5
LAKE NONA PEDIATRICS IN ASSOCIATION WITH NEMOURS		5			5
MAXHEALTH		4	1	20%	5
HILLSBOROUGH COUNTY HEALTH DEPARTMENT			5	100%	5
COMMUNITY HEALTH OF SOUTH FLORIDA			5	100%	5
WADSWORTH CENTER - DAVID AXELROD INSTITUTE		5			5
UCF STUDENT HEALTH SERVICES LABORATORY		2	3	60%	5
FAMILY MEDICINE AT HUNTERS CREEK		5			5
LORI MCAULIFFE MD PA			5	100%	5
WALTON PLACE		5			5
GENTIVA HEALTH SERVICES		5			5
PEDIATRICS OF ALTAMONTE		5			5
GUTHRIE MEDICAL GROUP LABORATORIES		5			5
MONTEFIORE MEDICAL CENTER LABORATORIES - NORTH		5			5
FLORIDA DEPARTMENT OF HEALTH - INVERNESS		3	2	40%	5
JOE DIMAGGIO CHILDREN'S HOSPITAL		1	4	80%	5
AEL KNOXVILLE			5	100%	5
MINUTECLINIC DIAGNOSTIC OF PA, LLC (1036)		4	1	20%	5
NIGHT OWL PEDIATRICS URGENT CARE			5	100%	5
DESOTO HEALTH AND REHAB LLC		3	2	40%	5
PRECISION DIAGNOSTICS INC - NJ		5			5
MEDEXPRESS URGENT CARE - PANTOPS		4	1	20%	5
URGENT CARE OF LONGWOOD			5	100%	5
WOODHULL MEDICAL AND MENTAL HEALTH CTR		5			5
FLORIDA HOSPITAL LAKE MARY		5			5
ELLIS HOSPITAL LABORATORY		5			5
ST JOHNS BIOMEDICAL LAB		5			5
FLORIDA DEPARTMENT OF HEALTH IN MONROE COUNTY		2	3	60%	5
CITRUS COUNTY HEALTH DEPARTMENT		4	1	20%	5
CVS MINUTE CLINIC DIAGNOSTIC MED GRP OF CA		5			5
DALLAS COUNTY HEALTH AND HUMAN SERVICES			5	100%	5
BROWARD COUNTY HEALTH DEPT.			5	100%	5



# COVID-19: testing by laboratory

Data through Dec 15, 2020 verified as of Dec 16, 2020 at 09:25 AM

Data in this report are provisional and subject to change.

The numbers in the table below represent the number of Florida and non-Florida residents for whom test results were received by the Department of Health. A person can be tested by more than one laboratory and can have both positive and negative results. **Therefore, the sum of the numbers in each column will be larger than the total number of people tested.**

Reporting lab	Inconclusive	Negative	Positive	Percent positive	Total
MANATEE PEDIATRICS			5	100%	5
FRANCES WARDE MEDICAL LABORATORY		2	3	60%	5
MAIMONIDES MEDICAL CENTER		4	1	20%	5
FREEDOM SQUARE NURSING CENTER☐			5	100%	5
GLEN FALLS HOSPITAL DEPARTMENT OF PATHOLOGY		5			5
NEW HAMPSHIRE DEPARTMENT OF HEALTH AND HUMAN SERVICES		3	2	40%	5
CLEVELAND TENNESSEE HOSPITAL COMPANY		5			5
SOUTHERN OCEAN MEDICAL CENTER		5			5
PEDIATRICS OF CENTRAL FLORIDA – POINCIANA		3	2	40%	5
ORMOND MEDICAL ARTS		3	2	40%	5
HOLIDAY MEDICAL ASSOCIATES		1	4	80%	5
VIBRANT AMERICA		3	2	40%	5
MINUTECLINIC DIAGNOSTIC OF NORTH CAROLINA, PC		4	1	20%	5
GOOD SAMARITAN SOCIETY OF DAYTONA		5			5
COOPER HOSPITAL/UNIVERSITY MEDICAL		5			5
BETHESDA COMMUNITY HEALTH CENTER			5	100%	5
MEDICAL CENTER OF BLOUNTSTOWN			5	100%	5
DEPARTMENT OF HEALTH AND HUMAN SERVICES LANSING			5	100%	5
UPMC HEALTH SYSTEM		4	1	20%	5
EAST HILL MEDICAL GROUP		4	1	20%	5
ST CHARLES HOSPITAL LABORATORY		5			5
INDIAN RIVER PRIMARY CARE PA		5			5
DOCS URGENT CARE		1	4	80%	5
MEADOWCREST FAMILY PHYSICIANS PA			5	100%	5
CVS HEALTH, #3396		5			5
BEACH HOUSE		5			5
RIVER CITY PRIMARY AND URGENT CARE			5	100%	5
MEDEXPRESS URGENT CARE- MARYLAND		5			5
FAMILY MEDICINE OF WESTON LLC			5	100%	5
WEST PACIFIC MEDICAL LABORATORY			5	100%	5
FORT HAMILTON URGENT CARE		5			5
AZALEA HEALTH		2	3	60%	5
OMNICARE PHARMACY OFTEXAS 1, LP DBA OMNICARE		5			5
COASTAL FAMILY PRACTICE		3	2	40%	5
EXPRESS DOCS LLC			5	100%	5
FOUNTAINS OF HOPE LLC, THE		5			5
NORTHERN DUTCHESS HOSPITAL LABORATORY		5			5
ST JOSEPH WOMENS HOSPITAL			5	100%	5
NAVARRE GARDENS		4	1	20%	5
Florida Clinical Laboratory		1	4	80%	5
CARLOS PORTU MD, PLLC			5	100%	5
NORTH FLORIDA PEDIATRICS JASPER			5	100%	5
PSL NAPLES BH OPERATIONS, LLC		5			5
FINLAY		1	4	80%	5
BROOKDALE CLERMONT			5	100%	5
EL PARAISO HOME INC		5			5
WAKEMED		1	4	80%	5

# COVID-19: testing by laboratory

Data through Dec 15, 2020 verified as of Dec 16, 2020 at 09:25 AM

Data in this report are provisional and subject to change.

The numbers in the table below represent the number of Florida and non-Florida residents for whom test results were received by the Department of Health. A person can be tested by more than one laboratory and can have both positive and negative results. **Therefore, the sum of the numbers in each column will be larger than the total number of people tested.**

Reporting lab	Inconclusive	Negative	Positive	Percent positive	Total
CRESTWOOD MEDICAL CENTER		4	1	20%	5
CONCENTRA			5	100%	5
BREVARD HEALTH ALLIANCE INC, THE			5	100%	5
ENT AND ALLERGY ASSOCIATES OF FLORIDA LLC		5			5
MEDEXPRESS URGENT CARE - WINCHESTER GATEWAY		5			5
GULF COAST VETERANS HCS PANAMA CITY OPC		5			5
MINUTECLINIC DIAGNOSTIC OF PENNSYLVANIA, LLD #1545		5			5
NOVANT HEALTH UVA		2	3	60%	5
ROSS MEDICAL GROUP			5	100%	5
ASCENSION ST VINCENT'S CLAY COUNTY			5	100%	5
PEDIATRIC URGENT HEALTH CARE			5	100%	5
WELLMED AT LAKE COPELAND		2	3	60%	5
TANNER MEDICAL CENTER EAST AL		5			5
SOUTHEASTERN PEDIATRIC ASSOCIATES			5	100%	5
INTERNAL MEDICINE SPECIALISTS			5	100%	5
THE UNIVERSITY OF VERMONT MEDICAL CENTER		4	1	20%	5
MOUNT SINAI BROOKLYN LABORATORY		4	1	20%	5
CHAMPLAIN VALLEY PHYSICIANS HOSPITAL		3	2	40%	5
BAPTIST HEALTH - TOWN CENTER			5	100%	5
ENCOMPASS HEALTH REHABILITATION HOSPITAL		5			5
LAKEVIEW HEALTH CARE SYSTEMS		1	4	80%	5
FIRST COAST CARDIOVASCULAR INSTITUTE PA			5	100%	5
BEACON AT GULF BREEZE, THE		5			5
UNIVERSITY OF CHICAGO MEDICAL CENTER LAB			5	100%	5
PARRISH HEALTH CENTER		5			5
MIAMI COMPREHENSIVE MEDICINE GROUP PA		4	1	20%	5
URGENT CARE CENTER AT PINNACLE		4	1	20%	5
UT SOUTHWESTERN MEDICAL CENTER			5	100%	5
PRECISION LABS LLC		2	3	60%	5
CLEVELAND CLINIC MARTIN HEALTH NURSING & RESTORATIVE		5			5
GULFSIDE HOSPICE INC		2	3	60%	5
CARE HERE		1	4	80%	5
NELSON BIOLOGICAL			5	100%	5
CENTREX CLINICAL LABS INC		5			5
Wesley Place on Honeysuckle		5			5
FLORIDA HOSPITAL APOPKA		4	1	20%	5
HEALTHPARK MEDICAL CENTER ABG LAB		5			5
LABCORP UNSPECIFIED		5			5
CVS MINUTE CLINIC DIAGNOSTIC OF TEXAS LLC		4	1	20%	5
MANATEE COUNTY JAIL		4	1	20%	5
BAYSHORE LABORATORY		4	1	20%	5
WESTMINSTER SHORES			5	100%	5
XRL SXF REF LAB		5			5
FLORIDA ATLANTIC UNIVERSITY		4	1	20%	5
DAVITA DIALYSIS		4	1	20%	5
EGL GENETICS DIAGNOSTICS			4	100%	4
BELLIN HEALTH LAB		1	3	75%	4

# COVID-19: testing by laboratory

Data through Dec 15, 2020 verified as of Dec 16, 2020 at 09:25 AM

Data in this report are provisional and subject to change.

The numbers in the table below represent the number of Florida and non-Florida residents for whom test results were received by the Department of Health. A person can be tested by more than one laboratory and can have both positive and negative results. **Therefore, the sum of the numbers in each column will be larger than the total number of people tested.**

Reporting lab	Inconclusive	Negative	Positive	Percent positive	Total
PANCARE HEALTH YOUNGSTOWN			4	100%	4
SHARP MEMORIAL HOSPITAL MICROBIOLOGY DEPT			4	100%	4
FLORIDA MEDICAL CLINIC - MULTI SPECIALTY CAMPUS		1	3	75%	4
CURATIVE CARE CENTER INC		1	3	75%	4
RUSH UNIVERSITY MEDICAL CENTER LABORATORY			4	100%	4
SENIOR HOME CARE INC		4			4
PALM BEACH CANCER INSTITUTE			4	100%	4
UNILAB OF DADE INC			4	100%	4
ORLANDO FAMILY MEDICAL INC		4			4
MINUTECLINIC DIAGNOSTIC OF OHIO LLC		3	1	25%	4
TARPON SPRINGS PEDIATRICS, LLC			4	100%	4
MEDEXPRESS URGENT CARE - MONROE		4			4
PRL NYC PANDEMIC RESPONSE LAB			4	100%	4
CARL R DARNALL ARMY MEDICAL CENTER			4	100%	4
LIGHTHOUSE PEDIATRICS OF NAPLES		2	2	50%	4
MEDEXPRESS URGENT CARE - SWANSEA, N ILLINOIS ST		4			4
OKLAHOMA STATE UNIVERSITY DIAGNOSTIC LAB			4	100%	4
Walker BaptistMedCtr		3	1	25%	4
MEDEXPRESS URGENT CARE - ROBINSON TWP, STEUBENVILLE PIKE		4			4
BENEVA LAKES HEALTHCARE & REHAB CENTER			4	100%	4
CAPTAIN JAMES A. LOVELL FEDERAL HEALTHCARE CENTER			4	100%	4
MARSHFIELD LABORATORIES			4	100%	4
VALDOSTA FAMILY MEDICINE			4	100%	4
PREMIER MEDICAL ASSOCIATES		4			4
SUPERIOR RESIDENCES AT CALA HILLS		4			4
PASSPORT HEALTH OF TAMPA BAY		4			4
SONATA DELRAY BEACH		3	1	25%	4
PENNSYLVANIA DEPARTMENT OF HEALTH BUREAU OF LABORATORIES			4	100%	4
UHEALTH UNIVERSITY OF MIAMI			4	100%	4
REHABILITATION CENTER OF WINTER PARK,THE			4	100%	4
FHCP – ORMOND BEACH			4	100%	4
ADIRONDACK MEDICAL CENTER		4			4
ACCENT PHYSICIAN SPECIALISTS PA		4			4
PEACEHEALTH LABORATORIES		3	1	25%	4
CVS MINUTE CLINIC DIAGNOSTIC OF TEXAS, LLC		4			4
MEDEXPRESS URGENT CARE-ALTOONA		4			4
Westchester General Hospital			4	100%	4
Okeechobee Health Care Facility		4			4
RED MOUNTAIN DIAGNOSTICS		4			4
MINUTECLINIC, LLC, DBA MINUTECLINIC #6106		3	1	25%	4
THE PLAZA AT PARKSQUARE		4			4
SOUTHWESTERN REGIONAL MEDICAL CENTER - TULSA		4			4
FAMILY CARE PARTNERS URGENT CARE LLC		2	2	50%	4
PANCARE HEALTH - MALONE CLINIC		4			4
ATMORE NURSING CENTER		3	1	25%	4
ADVENT HEALTH CENTRA CARE - ORANGE LAKE		1	3	75%	4
MISIR DRUGS LLC		4			4

# COVID-19: testing by laboratory

Data through Dec 15, 2020 verified as of Dec 16, 2020 at 09:25 AM

Data in this report are provisional and subject to change.

The numbers in the table below represent the number of Florida and non-Florida residents for whom test results were received by the Department of Health. A person can be tested by more than one laboratory and can have both positive and negative results. **Therefore, the sum of the numbers in each column will be larger than the total number of people tested.**

Reporting lab	Inconclusive	Negative	Positive	Percent positive	Total
ATLANTIC COMMUNITY HIGH SCHOOL		3	1	25%	4
APEX HOME HEALTH CARE		4			4
ALVARO J DANGOND MD PA		4			4
TRIDENT BIOMETRICS		3	1	25%	4
STATMED OCALA			4	100%	4
URGENT TEAM - MUSCLE SHOALS		4			4
L3HARRIS FAMILY MEDICAL CENTER			4	100%	4
NADAL PEDIATRICS		4			4
ELITE MD GROUP INC		1	3	75%	4
URGENT CARE & FAMILY PRACTICE CENTER			4	100%	4
CONSULATE HEATH CARE AT WEST ALTAMONTE			4	100%	4
COVENIENT CARE MEDICAL CLINIC			4	100%	4
FCHC (OB)-DARWIN SQUARE CTR.			4	100%	4
COLLIER HMA PHYSICIAN MANAGEMENT, LLC			4	100%	4
PACIFICA SENIOR LIVING OCALA		4			4
ADVENT HEALTH - TUSKAWILLA		4			4
CARENOW URGENT CARE - WINTER SPRINGS		3	1	25%	4
MARION AND BERNARD L SAMSON NURSING CENTER			4	100%	4
GNT ASSOCIATES		3	1	25%	4
WATSON THERAPEUTICS		1	3	75%	4
DOTHAN PEDIATRIC CLINIC			4	100%	4
MEDEXPRESS ELKINS		4			4
PHYSICIANS IMMEDIATE CARE AURORA			4	100%	4
Westminster Manor		3	1	25%	4
NEWPATH DIAGNOSTICS		4			4
MENTAL HEALTH CARE INC		3	1	25%	4
WOODLAND TOWERS		3	1	25%	4
INFECTION CONTROL/ EMPHEALTH		3	1	25%	4
MEDEXPRESS URGENT CARE-DUBOIS		4			4
CELAL GUROL ERBAY, MD			4	100%	4
IMIC INC RESEARCH			4	100%	4
SIGNATURE CARE EMERGENCY CENTER		2	2	50%	4
YAZJI PEDIATRIC CARE LLC DBA TUKA PEDIATRICS			4	100%	4
SOUTHEASTERN REGIONAL MEDICAL CENTER			4	100%	4
Bardmoor Oaks Healthcare and Rehabilitation Center		3	1	25%	4
ADVENTIST HEALTH SYSTEM FLORIDA DEPT OF HEALTH		3	1	25%	4
GREENVILLE MEMORIAL HOSPITAL LAB			4	100%	4
WESLEY CHAPEL INTERNAL MEDICINE AND PEDIATRICS			4	100%	4
SANFORD SOUTH UNIVERSITY		4			4
CELERION			4	100%	4
MEDEXPRESS URGENT CARE - WILLIAMSPORT		3	1	25%	4
OKLAHOMA STATE DEPARTMENT OF HEALTH-PUBLIC HEALTH LABORATORY			4	100%	4
URGENT MEDICAL CENTER INC		2	2	50%	4
COPELAND MEDICAL CLINIC		3	1	25%	4
COMPREHENSIVE CLINICAL RESEARCH, LLC			4	100%	4
Manor Care of Dunedin		4			4
AHC Decatur County		4			4

# COVID-19: testing by laboratory

Data through Dec 15, 2020 verified as of Dec 16, 2020 at 09:25 AM

Data in this report are provisional and subject to change.

The numbers in the table below represent the number of Florida and non-Florida residents for whom test results were received by the Department of Health. A person can be tested by more than one laboratory and can have both positive and negative results. **Therefore, the sum of the numbers in each column will be larger than the total number of people tested.**

Reporting lab	Inconclusive	Negative	Positive	Percent positive	Total
MIRIMUS INC		1	3	75%	4
DYNACARE LABORATORIES			4	100%	4
ORCHID COVE		2	2	50%	4
CHILDREN'S MEDICAL GROUP		4			4
CITYMD		1	3	75%	4
MEMORIAL HEALTH CARE SYSTEMS			4	100%	4
AHEC CLINIC		1	3	75%	4
LANE PEDIATRICS PA			4	100%	4
DIAGNOSTECHS		4			4
DEPARTMENT OF HEALTH AND HUMAN SERVICES STATE OF NEW HAMPSHIRE			4	100%	4
MEDEXPRESS URGENT CARE - CULPEPER		4			4
FLORIDA HEART AND VASCULAR			4	100%	4
FLORIDA CANCER SPECIALISTS AND RESEARCH		2	2	50%	4
WATERTOWN URGENT CARE PLLC		4			4
BARTON MEMORIAL HOSPITAL		3	1	25%	4
AVOW HOSPICE INC		4			4
REDMED OF CROSSTOWN		1	3	75%	4
WYOMING PUBLIC HEALTH LAB			4	100%	4
JOSEF SCHENKER MD PC		4			4
PLANT CITY PEDIATRICS		4			4
UF HEALTH			4	100%	4
FHMG_FM AND IM AVALON PARK		1	3	75%	4
STEWART MELBOURNE HOSPITAL			4	100%	4
WEST COAST FAMILY MEDICAL CARE			4	100%	4
WALK IN URGENT CARE			4	100%	4
ACCESS PHARMACY		4			4
Stratford Court of Palm Harbor		4			4
FIFTH AVENUE PEDIATRICS		3	1	25%	4
VIERA PEDIATRICS		1	3	75%	4
MINUTECLINIC, LLC #03965		4			4
MIAMI COMMUNITY HEALTH CENTER INC		1	3	75%	4
COLUMBIA MEMORIAL HOSPITAL LABORATORY		4			4
VITAL CARE URGENT CARE			4	100%	4
FAMILY CARE			4	100%	4
MINUTECLINIC, LLC, DBA MINUTECLINIC #5		4			4
BARBARA O'REILLY MD PA		4			4
CAREWELL 202			4	100%	4
MEDICAL CENTER AT OCEAN REEF		1	3	75%	4
HELIX KH UC			4	100%	4
BIOTEST PLASMA CENTER		4			4
MEDEXPRESS URGENT CARE-PITTSFIELD		4			4
UW MEDICINE VIROLOGY LAB			4	100%	4
Sunset Lake Health and Rehabilitation Center		4			4
ELTINGVILLE CIRCLE URGENT CARE		4			4
MEDEXPRESS URGENT CARE - RICHMOND, NINE MILE RD		4			4
CARENOW URGENT CARE-GREEN HILLS		4			4
Millennium Nursing & Rehab Center		4			4



# COVID-19: testing by laboratory

Data through Dec 15, 2020 verified as of Dec 16, 2020 at 09:25 AM

Data in this report are provisional and subject to change.

The numbers in the table below represent the number of Florida and non-Florida residents for whom test results were received by the Department of Health. A person can be tested by more than one laboratory and can have both positive and negative results. **Therefore, the sum of the numbers in each column will be larger than the total number of people tested.**

Reporting lab	Inconclusive	Negative	Positive	Percent positive	Total
JUPITER ISLAND MEDICAL CLINIC INC		4			4
CONCENTRA URGENT CARE		1	3	75%	4
INTERMARKET FACILITY			4	100%	4
MEDEXPRESS URGENT CARE - MT LEBANON		3	1	25%	4
OMNICARE PHARMACY OF TEXAS 1		4			4
REHABILITATION CENTER AT JUPITER GARDENS		4			4
EAST BANK HOSPITAL - UNIVERSITY OF MINNESOTA MEDICAL CENTER			4	100%	4
BOCA SIMON LAB		1	3	75%	4
INSPIRED LIVING AT PALM BAY		4			4
GENEVA GENERAL HOSPITAL LABORATORY		3	1	25%	4
JACKSON COUNTY HEALTH DEPARTMENT			4	100%	4
FISHERMEN'S HOSPITAL			4	100%	4
RAINBOW PEDIATRIC CENTER PA		3	1	25%	4
UTAH DEPARTMENT OF HEALTH			4	100%	4
GENUS DIAGNOSTICS			4	100%	4
BAYLOR ESOTERIC AND MOLECULAR LAB			4	100%	4
HEALTHY MINORS PEDIATRIC URGENT CARE		4			4
THE DOCTORS CENTER HEALTHCARE-SOUTHSIDE		1	3	75%	4
UNIVERSITY OF MIAMI MILLER SCHOOL OF MEDICINE			4	100%	4
GEORGE SAFRAN MD PC		4			4
NOVARI CARE LLC		3	1	25%	4
DTR LABS		3	1	25%	4
SIGNATURE CARE MONTROSE		2	2	50%	4
MEDEXPRESS URGENT CARE-LATROBE		4			4
FAMILY PRACTICE ON THE GO		3	1	25%	4
BETHESDA HEALTH URGENT CARE			4	100%	4
UNION CITY MANOR NURSING CENTER		4			4
SONIC REFERENCE LABORATORY			4	100%	4
EXPRESS TESTING-ONE			4	100%	4
MED LABS DIAGNOSTICS		3	1	25%	4
COMPUNET CLINICAL LAB			4	100%	4
PALM HARBOR DERMATOLOGY		4			4
LEON MEDICAL CENTERS, LLC			4	100%	4
West Gate Village, LLC		4			4
BAPTIST PRIMARY BLACK CREEK SOUTH			4	100%	4
ELITE MEDICAL CENTER			4	100%	4
LEMOYNE COLLEGE WELLNESS CENTER FOR		4			4
MAILBOX DIAGNOSTICS		2	2	50%	4
Health Care Center of Jacksonville			4	100%	4
MULBERRY CARE CENTER		1	3	75%	4
MEDEXPRESS URGENT CARE - MAPLE DRIVE		4			4
LONG ISLAND JEWISH FOREST HILLS HOSPITAL		4			4
MARSHALL MEDICAL CENTER SOUTH LAB		3	1	25%	4
PM PEDIATRICS OF SELDEN		3	1	25%	4
LAKE FOREST PARK OP CO LLC		4			4
FLORENCE - HUNTSVILLE HOSPITAL URGENT CARE		3	1	25%	4
PEDIATRIC HEALTHCARE ALLIANCE			4	100%	4

# COVID-19: testing by laboratory

Data through Dec 15, 2020 verified as of Dec 16, 2020 at 09:25 AM

Data in this report are provisional and subject to change.

The numbers in the table below represent the number of Florida and non-Florida residents for whom test results were received by the Department of Health. A person can be tested by more than one laboratory and can have both positive and negative results. **Therefore, the sum of the numbers in each column will be larger than the total number of people tested.**

Reporting lab	Inconclusive	Negative	Positive	Percent positive	Total
UT MEMPHIS UNIVERSITY HEALTH SERVICES			4	100%	4
PRIMECARE		2	2	50%	4
MCR HEALTH LAWTON CHILES ADMINISTRATION STE A		1	3	75%	4
CVS MINUTE CLINIC DIAGNOSTIC OF TEXAS,LLC		3	1	25%	4
CROSS CITY REHABILITATION AND HEALTH CARE CENTER		4			4
KETTERING HEALTH			4	100%	4
MD ANDERSON			4	100%	4
MIAMI CANCER INSTITUTE			4	100%	4
LABS PLUS LLC		4			4
OSWEGO HOSPITAL LABORATORY		4			4
GRAND VILLA OF CLEARWATER		4			4
PERDIDO URGENT CARE			4	100%	4
PALM BEACH COUNTY HEALTH DEPARTMENT LABORATORY			4	100%	4
GARDENS HEALTH NH LLC		4			4
FLORIDA HOSPITAL ALTAMONTE		2	2	50%	4
VRL LABORATORIES			4	100%	4
KANSAS DEPARTMENT OF HEALTH		2	2	50%	4
AVALON PARK RETIREMENT RESIDENCE		4			4
ADVANCE URGENT CARE CENTER, LLC			4	100%	4
CAPE COD HOSPITAL			4	100%	4
Lady Lake Specialty Care			4	100%	4
NCHMD INC			4	100%	4
DYNAMIC HEALTH CENTERS INC		2	2	50%	4
COLLIER BLVD HMA PHYSICIAN MANAGEMENT,, LLC			3	100%	3
MPG JACKSONVILLE ATLANTIC BLVD		1	2	67%	3
ALAN A SMITH MD LLC		3			3
MEDEXPRESS URGENT CARE - HOT SPRINGS		3			3
Calusa Harbour			3	100%	3
MINUTE-CLINIC DIAGNOSTIC OF VIRGINIA, LLC #794		3			3
BETH ISRAEL MEDICAL CENTER LABS		3			3
PHYSICIANS IMMEDIATE CARE ELGIN			3	100%	3
ORANGE PARK PEDIATRICS			3	100%	3
ILLINOIS DEPARTMENT OF PUBLIC HEALTH			3	100%	3
ST LUKES HOSPITAL LABORATORY		2	1	33%	3
MEDEXPRESS URGENT CARE - MARKHAM STREE		3			3
BRENTWOOD SENIOR LIVING AT ST PETE			3	100%	3
WILLIAM A HINTON STATE LABORATORY INSTITUTE		1	2	67%	3
SOFTLAB			3	100%	3
PM PEDIATRICS OF SELDEN PLLC		3			3
Broadview Multi-Care Center		3			3
UNITY HEALTH AND REHABILITATION CENTER			3	100%	3
NEWSTAR MEDICAL LABORATORIES		3			3
RELIANT ACUTE CARE			3	100%	3
REELFOOT FAMILY WALK IN CLINIC		2	1	33%	3
MEDEXPRESS URGENT CARE, JOHNSTOWN		2	1	33%	3
KISSIMMEE URGENT CARE		3			3
VAIL VALLEY MEDICAL CENTER			3	100%	3

# COVID-19: testing by laboratory

Data through Dec 15, 2020 verified as of Dec 16, 2020 at 09:25 AM

Data in this report are provisional and subject to change.

The numbers in the table below represent the number of Florida and non-Florida residents for whom test results were received by the Department of Health. A person can be tested by more than one laboratory and can have both positive and negative results. **Therefore, the sum of the numbers in each column will be larger than the total number of people tested.**

Reporting lab	Inconclusive	Negative	Positive	Percent positive	Total
INTERNAL MEDICINE LIPID AND WELNNESS PRACTICE			3	100%	3
MINUTECLINIC DIAGNOSTIC OF NEW JERSEY, LLC # 7069		3			3
COMMUNITY MEDICAL AND DENTAL CARE INC		3			3
EXETER HOSPITAL		3			3
HILLVIEW LABORATORY			3	100%	3
PUBLIC HEALTH TRUST OF MIAMI DADE COUNTY			3	100%	3
Sunrise Health and Rehabilitation Center			3	100%	3
PEDIATRICS BY THE SEA JOG RD OFFICE			3	100%	3
PALMS, THE		3			3
PANCARE HEALTH - ALTHA PUBLIC			3	100%	3
NEMOURS CHILDRENS PRIMARY CARE MAITLAND			3	100%	3
MEDICAL UNIVERSITY SC HOSPITAL			3	100%	3
VIRGINIA DIVISION OF CONSOLIDATED LABORATORIES			3	100%	3
ELITE PRIMARY CARE OF WAYCROSS			3	100%	3
MICHIGAN HEALTH CLINIC LABORATORIES		2	1	33%	3
COURTYARD GARDENS OF JUPITER		3			3
CGH MEDICAL CENTER			3	100%	3
ALLIANCE LABS @LRMC			3	100%	3
HAWTHORNE INN OF LAKELAND		3			3
ADVENTHEALTH CAR CENTER APOPKA			3	100%	3
HALIFAX HEALTH URGENT CARE			3	100%	3
HEALTHCARE NETWORK OF SOUTHWEST FLORIDA			3	100%	3
SSM HEALTH ST LOUIS MICROBIOLOGY LABORATORY		1	2	67%	3
IMA MEDICAL CENTER		3			3
BAY REGIONAL URGENT CARE		1	2	67%	3
ADVENTHEALTH NEW SMYRNA BEACH COMMUNITY HEALTH			3	100%	3
ST BARNABAS HOSPITAL		3			3
MEDEXPRESS URGENT CARE MORGANTOWN		3			3
WELLIGENT			3	100%	3
CHARLOTTE CHD PORT CHARLOTTE		2	1	33%	3
CULLMAN REGIONAL URGENT CARE		2	1	33%	3
CRESTVIEW IMMEDIATE CARE LL			3	100%	3
ESTERO FIRE RESCUE		3			3
TUFTS MEDICAL CENTER			3	100%	3
BAY BREEZE HEALTH AND REHABILITATION CENTER		3			3
KENILWORTH CARE & REHABILITATION CENTER			3	100%	3
FLORIDA DEPARTMENT OF HEALTH IN MIAMI DADE COUNTY		2	1	33%	3
GONZALEZ MD AND ASWAD MD HEALTH SERVICES			3	100%	3
ORCHID COVE DAYTONA			3	100%	3
THOMAS LANGLEY			3	100%	3
UNIVERSITY OF MICHIGAN		2	1	33%	3
SEMINOLE FAMILY HEALTH CENTER		3			3
ASPEN VALLEY HOSPITAL			3	100%	3
THE CLINIC OF PEDIATRICS & GI MEDICINE, INC			3	100%	3
SEA LEVEL LABS			3	100%	3
REGIONAL MEDICAL LAB			3	100%	3
SUNSHINE URGENT CARE LLC			3	100%	3

# COVID-19: testing by laboratory

Data through Dec 15, 2020 verified as of Dec 16, 2020 at 09:25 AM

Data in this report are provisional and subject to change.

The numbers in the table below represent the number of Florida and non-Florida residents for whom test results were received by the Department of Health. A person can be tested by more than one laboratory and can have both positive and negative results. **Therefore, the sum of the numbers in each column will be larger than the total number of people tested.**

Reporting lab	Inconclusive	Negative	Positive	Percent positive	Total
TNC WALK IN CLINIC		1	2	67%	3
Enterprise Health and Rehabilitation Center		3			3
FLORIDA MENTOR		3			3
NEMOURS CHILDREN'S URGENT CARE			3	100%	3
UNIVERSITY OF WASHINGTON MEDICAL CENTER (UWMC) EMERGENCY DEPT.			3	100%	3
AUSTIN PUBLIC HEALTH			3	100%	3
CROSSVILLE MEDICAL GROUP		1	2	67%	3
HIALEAH SHORES NURSING AND		2	1	33%	3
LA MER NH LLC			3	100%	3
CITIZENS BAPTIST MEDICAL CENTERS LAB		3			3
NORTHEAST ALABAMA REGIONAL MEDICAL CENTER		2	1	33%	3
TRUE HEALTH – LAKE UNDERHILL		3			3
JEFFERSON COUNTY HEALTH DEPARTMENT-MONTICELLO		2	1	33%	3
AVANTE INVERNESS		1	2	67%	3
ORLANDO REGIONAL HEALTH SERVICES		1	2	67%	3
CAREWELL URGENT CARE			3	100%	3
PATIENT FIRST - ALLENTOWN			3	100%	3
WINDER NURSING INC DBA WINDER HEALTH CARE		3			3
NIGHT LITE PEDIATRICS CENTER		1	2	67%	3
BOCA BIOLISTICS LLC			3	100%	3
ADVENTHEALTH MEDICAL GROUP PEDIATRIC & ADOLESCENT		3			3
BARONESS ERLANGER HOSPITAL		3			3
MINUTECLINIC DIAGNOSTIC OF TN PC #386		3			3
IOWA DEPARTMENT OF PUBLIC HEALTH			3	100%	3
ADVENT HEALTH - WESTCHASE ER			3	100%	3
Bainbridge Health and Rehab		3			3
LAFAYETTE NURSING AND REHAB			3	100%	3
BOLING, STEPHANIE		3			3
URGENT TEAM - HUNTSVILLE		3			3
NOVALIFE MEDSPA			3	100%	3
MEDEXPRESS URGENT CARE - MIDLOTHIAN		3			3
RHEA MEDICAL CENTER		3			3
ABSOLUTE HEALTH		3			3
NOVANT HEALTH PRESBYTERIAN		2	1	33%	3
MINUTECLINIC DIAGNOSTIC OF NORTH CAROLINA PC #7054		3			3
HELIX LW UC		1	2	67%	3
49D2045214PHYSICIAN OFFICE WAIVER MEDEXPRESS URGENT CARE - HARRISONBU		3			3
PALM BEACH CDH - DELRAY BEACH			3	100%	3
FLORIDA CANCER SPECIALISTS & RESEARCH INSTITUTE		2	1	33%	3
NORTH NAPLES HOSPITAL RESPIRATORY THERAPY DEPARTMENT			3	100%	3
PALMS WEST HOSPITAL			3	100%	3
MONTANA DEPARTMENT OF PUBLIC HEALTH & HUMAN SERVICES			3	100%	3
PUTNAM HOSPITAL CENTER LABORATORY		3			3
FLORIDA CLINICAL LABORATORY - BIOREFERENCE LABORATORIES		2	1	33%	3
DR PHILLIPS MEDICAL WELLNESS CENTER		3			3
CAPITAL HEALTH LABORATORY INC			3	100%	3
NORTH SHORE HEMATOLOGY-ONCOLOGY ASSOCIATES, PC		3			3

# COVID-19: testing by laboratory

Data through Dec 15, 2020 verified as of Dec 16, 2020 at 09:25 AM

Data in this report are provisional and subject to change.

The numbers in the table below represent the number of Florida and non-Florida residents for whom test results were received by the Department of Health. A person can be tested by more than one laboratory and can have both positive and negative results. **Therefore, the sum of the numbers in each column will be larger than the total number of people tested.**

Reporting lab	Inconclusive	Negative	Positive	Percent positive	Total
MONTANA PUBLIC HEALTH LAB			3	100%	3
MEDFUSION		2	1	33%	3
VILLAGES HEALTH, THE		3			3
ADRIANA M CASTRO MD PA		3			3
State Lab Unspecifd			3	100%	3
MEDEXPRESS URGENT CARE HUNTINGTON		3			3
ESTATES MEDICAL CENTER INC			3	100%	3
SIGNATURE CARE PFLUGERVILLE			3	100%	3
DR. PHILLIPS MEDICAL WELLNESS CENTER		1	2	67%	3
PENSACOLA PEDIATRICS MILTON			3	100%	3
FLORIDA MEDICAL CL ODOM TPA			3	100%	3
NYC PUBLIC HEALTH LABS			3	100%	3
BOROPARK URGENT CARE		3			3
HARBOUR'S EDGE		2	1	33%	3
MOULTRIE CREEK NURSING AND REHAB			3	100%	3
MEDICAL CENTER ENTERPRISE			3	100%	3
MEDEXPRESS URGENT CARE-HERSHEY		2	1	33%	3
MEDFIRST URGENT CARE			3	100%	3
ADVANCED PEDIATRICS OF BOCA LLC			3	100%	3
GYN PATH SERVICES			3	100%	3
BEEBE MEDICAL CENTER LABORATORY		3			3
DACH MAIN LAB			3	100%	3
NORTH BEACH REHABILITATION CENTER		2	1	33%	3
MEDEXPRESS URGENT CARE - CLARKSBURG		3			3
CLINICAL LABORATORIES OF THE BUFFALO		3			3
LEXINGTON MEDICAL CENTER		1	2	67%	3
PREMIER FAMILY AND SPORTS MEDICINE		2	1	33%	3
PANIRA HEALTHCARE CLINIC			3	100%	3
ACE BIOMEDICAL LABS LLC			3	100%	3
UNC HOSPITAL/MCLENDON CLINICAL LABORATORIES			3	100%	3
MADISON COUNTY HEALTH DEPARTMENT		3			3
FAMILY MEDICINE AT WATERMAN		3			3
INSPIRA MEDICAL CENTER VINELAND LAB		2	1	33%	3
URGENT CARE AT LONGWOOD			3	100%	3
DOCTORS MEDICAL CENTER OF WALTON COUNTY CLINIC			3	100%	3
FLO-MEDILAB SERVICES LLC			3	100%	3
BIRMINGHAM VAMC		1	2	67%	3
SJH			3	100%	3
CORTLAND COUNTY HEALTH DEPARTMENT		3			3
GREATER MOBILE URGENT CARE – SPRINGHILL			3	100%	3
NORTHSIDE HOSPITAL		2	1	33%	3
BIG BEND HOSPICE INC		3			3
MANORCARE NURSING & REHABILITATION CENTER-NAPLES		3			3
ADVENTHEALTH MEDICAL GROUP PEDIATRICS AT		2	1	33%	3
VELOCITY CARE			3	100%	3
SURETOX LABORATORY LLC		2	1	33%	3
ANN STORCK CENTER INC		3			3



# COVID-19: testing by laboratory

Data through Dec 15, 2020 verified as of Dec 16, 2020 at 09:25 AM

Data in this report are provisional and subject to change.

The numbers in the table below represent the number of Florida and non-Florida residents for whom test results were received by the Department of Health. A person can be tested by more than one laboratory and can have both positive and negative results. **Therefore, the sum of the numbers in each column will be larger than the total number of people tested.**

Reporting lab	Inconclusive	Negative	Positive	Percent positive	Total
BENSONHURST URGENT CARE		3			3
LEE CONVENIENT CARE AT SUMMERLIN			3	100%	3
URGENT DOC - URGENT CARE CLINIC			3	100%	3
MEDEXPRESS URGENT CARE-MUNCIE		3			3
ALTAMONTE MD			3	100%	3
PM PEDIATRICS OF BAYSIDE PLLC		3			3
CONSOLIDATED LABORATORY SERVICES			3	100%	3
MIZELL MEMORIAL HOSPITAL			3	100%	3
PRISMA HEALTH MIDLANDS			3	100%	3
TENDER CARE ALF		3			3
LEWIS COUNTY MANOR		3			3
QUINTON MEMORIAL HEALTH CARE CENTER		3			3
PINELLAS PARK HEALTH CENTER - PINELLAS CHD		1	2	67%	3
GRACE WELLNESS CENTER		2	1	33%	3
LOYOLA UNIVERSITY MEDICAL CENTER LABORATORY			3	100%	3
CORTLAND REGIONAL MEDICAL CENTER		3			3
FLORIDA HEALTH CARE PLANS STIRLING CENTER			3	100%	3
CDRX INFUSION			3	100%	3
US SPECIALTY LABS			3	100%	3
VIDANT MEDICAL CENTER			3	100%	3
FLORIDA MEDICAL CLINIC IM MLK		3			3
MACCLENNY NURSING AND REHAB			3	100%	3
YORKVILLE PEDIATRIC URGENT CARE		3			3
QUATRACOR PLLC		3			3
WYOMING DEPT OF HEALTH			3	100%	3
DEPARTMENT OF PATHOLOGY ROME MEMORIAL		3			3
BRADENTON PHYSICIAN MEDICAL CENTER			3	100%	3
MID FLORIDA CLINICAL LABORATORY		2	1	33%	3
SANFORD MOBILE LAB			3	100%	3
FLORIDA LABORATORY ANALYSIS, LLC			3	100%	3
MINUTECLINIC DIAGNOSTIC OF MICHIGAN		3			3
NC STATE LABORATORY OF PUBLIC HEALTH		3			3
RAPID CITY RUGENT CARE			3	100%	3
ONSLOW MEMORIAL HOSPITAL LABORATORY		3			3
ENTRUST IMMEDIATE CARE			3	100%	3
TAMPA		1	2	67%	3
TERRACE OF ST CLOUD, THE		2	1	33%	3
SENTARA NORFOLK GENERAL HOSPITAL CENTRAL LAB			3	100%	3
Nashville Central Laboratory		3			3
INDIANA STATE DEPARTMENT OF HEALTH		1	2	67%	3
GROVES CENTER			3	100%	3
DEACONESS HOSPITAL			3	100%	3
KEY WEST URGENT CARE, INC		3			3
JOSEF SCHENKER MD PC DBA CENTERS URGENT		2	1	33%	3
MUNSON MEDICAL CENTER			3	100%	3
TARRANT COUNTY PUBLIC HEALTH		3			3
PREMIER CLINICAL RESEARCH INSTITUTE INC			3	100%	3

# COVID-19: testing by laboratory

Data through Dec 15, 2020 verified as of Dec 16, 2020 at 09:25 AM

Data in this report are provisional and subject to change.

The numbers in the table below represent the number of Florida and non-Florida residents for whom test results were received by the Department of Health. A person can be tested by more than one laboratory and can have both positive and negative results. **Therefore, the sum of the numbers in each column will be larger than the total number of people tested.**

Reporting lab	Inconclusive	Negative	Positive	Percent positive	Total
WATSON THERAPEUTICS INC			3	100%	3
MINUTECLINIC, LLC, MINUTECLINIC #7637		3			3
CENTRAL DUPAGE HOSPITAL			3	100%	3
PRORENATA LABS		1	2	67%	3
LAHEY CLINIC MEDICAL CENTER			3	100%	3
MARYLAND STATE DEPT OF HEALTH	2		1	33%	3
CAMELLIA AT DEERWOOD			3	100%	3
LIFEHOPE LABS			3	100%	3
PPD - IXLAYER		3			3
SANDGATE GARDENS REHAB & NURSING CENTER		2	1	33%	3
URGENT CARE - OCONEE		2	1	33%	3
LEESBURG COMMUNITY HEALTH CENTERS			3	100%	3
Fouraker Hills Rehab and Nursing			3	100%	3
MAYO		1	2	67%	3
MINUTECLINIC DIAGNOSTIC OF NORTH CAROLINA		3			3
GUARDANT HEALTH		3			3
NORTH DAKOTA DEPT OF HEALTH MICROBIOLOGY		1	2	67%	3
ASSOCIATES MD CYPRESS CREEK			3	100%	3
FLORIDA MENTOR-POINT WEST CLUSTER		3			3
IGENEX INC		3			3
BAPTIST OUTPATIENT SERVICES			3	100%	3
WANTAGH URGENT CARE		3			3
GARCIA MORALES NELSON			3	100%	3
PARRISH MEDICAL CENTER-WAIVED TESTING		3			3
NORTH SHORE HOSP. INFECTION CONTROL			3	100%	3
ALOHA HOME CARE LLC DBA ACCENTCARE HOME HEALTH OF		3			3
ALLIANCE FOR MULTISPECIALTY RESEARCH		3			3
CTRS			3	100%	3
YORK HOSPITAL - LABORATORY			3	100%	3
PULSE & REMEDY LLC			3	100%	3
SCIENTIFIC LABORATORY DIVISION			3	100%	3
FLORIDA ENDOSCOPY & SURGERY CTR LLC		3			3
CAMPAZZI CONCIERGE MEDICAL SERVICES		2	1	33%	3
BAPTIST HEALTH MEDICAL CENTER			3	100%	3
CARE ATC - CITY OF BOYNTON BEACH			3	100%	3
MEDICAL SERVICES OF AMERICA HOME HEALTH		3			3
CARESPOT-WELLINGTON			3	100%	3
NOVADX		2	1	33%	3
MIDDLETOWN MEDICAL P C			3	100%	3
MINUTECLINIC, LLC #05038		3			3
SHEEPSHEAD BAY URGENT CARE		3			3
ALABAMA DEPARTMENT OF PUBLIC HEALTH		1	2	67%	3
ERIE COUNTY PUBLIC HEALTH CLINICAL		3			3
SPRING LAKE REHABILITATION CENTER			3	100%	3
BETTERMED URGENT CARE			3	100%	3
LEE MEMORIAL HEALTH SYSTEM		2	1	33%	3
MEDEXPRESS URGENT CARE MARTINSBURG		2	1	33%	3

# COVID-19: testing by laboratory

Data through Dec 15, 2020 verified as of Dec 16, 2020 at 09:25 AM

Data in this report are provisional and subject to change.

The numbers in the table below represent the number of Florida and non-Florida residents for whom test results were received by the Department of Health. A person can be tested by more than one laboratory and can have both positive and negative results. **Therefore, the sum of the numbers in each column will be larger than the total number of people tested.**

Reporting lab	Inconclusive	Negative	Positive	Percent positive	Total
NORTHERN LIGHT LABORATORY		1	2	67%	3
FAMILY MEDICINE AT LONGWOOD			3	100%	3
HELIX MEDICAL CENTERS		1	2	67%	3
VA OUTPATIENT CLINIC-NEW PORT RICHEY			3	100%	3
MEDICAL CENTER OF THE ROCKIES			3	100%	3
TERENCE B MITCHELL MD, INC			3	100%	3
DIXIE COUNTY HEALTH DEPARTMENT		2	1	33%	3
CENTERPLACE HEALTH, INC			3	100%	3
ADVENT HEALTH - TIMBERRIDGE ER		2	1	33%	3
PBSO WEST PALM FAMILY PRACTICE		1	2	67%	3
MEDICAL CENTER AFFILIATES WEST PALM			3	100%	3
MEDEXPRESS URGENT CARE - BEECH GROVE		3			3
PATHOLOGY REFERENCE LAB LLC			3	100%	3
Life Care Center of Citrus County		2	1	33%	3
AVANTE AT MT DORA		1	2	67%	3
JOHN T MATHER MEMORIAL HOSPITAL LABORATORY		3			3
MEDIC INFUSION PA		3			3
THE LODGE AND REHABILITATION CENTER		3			3
MINUTECLINIC DIAGNOSTIC OF TEXAS		3			3
COVENANT PEDIATRICS		1	2	67%	3
NORTH BROWARD HOSPITAL DISTRICT HEALTHCARE FOR THE HOMELESS			3	100%	3
DANIEL M LIBBY MD PLLC		3			3
CVS MINUTE CLINIC, LLC #22		2	1	33%	3
OPENTRONS PRL		2	1	33%	3
MAGNOLIA PEDIATRICS GROUP LLC			3	100%	3
CARE ONE PRIMARY CARE			3	100%	3
NORTHWEST FLORIDA CLINICAL LAB		1	2	67%	3
DICKSON MEDICAL ASSOCIATES PC PATH LAB		3			3
XPRESS URGENT CARE LLC		3			3
ST VINCENT'S ST CLAIR		2	1	33%	3
ACCESS HEALTH CARE		2	1	33%	3
VICAR'S LANDING NURSING HOME		2	1	33%	3
MARION COUNTY FIRE RESCUE		3			3
BAPTIST PRIMARY CARE, INC.		2	1	33%	3
WINDSOR OF LAKEWOOD RANCH,THE		3			3
JACKSON SOUTH COMMUNITY HOSPITAL LAB			3	100%	3
MD NOW URGENT CARE - DELRAY WEST			3	100%	3
COURTYARD GARDENS OF BOYNTON BEACH, LLC		1	2	67%	3
THONOTOSASSA COMMUNITY HEALTH CENTER			3	100%	3
PR HEALTH			3	100%	3
ASAP LABS LLC			3	100%	3
MEDEXPRESS URGENT CARE MONACA		3			3
TIFTON CARECONNECT URGENT CARE			3	100%	3
FLORIDA MEDICAL CLINIC -INTERNAL MED DADE CITY			2	100%	2
CVS MINUTE CLINIC DIAGNOSTIC OF TEXAS		2			2
UK HEALTHCARE			2	100%	2
MINUTE CLINIC DIAGNOSTIC OF PENNSYLVANIA		2			2

# COVID-19: testing by laboratory

Data through Dec 15, 2020 verified as of Dec 16, 2020 at 09:25 AM

Data in this report are provisional and subject to change.

The numbers in the table below represent the number of Florida and non-Florida residents for whom test results were received by the Department of Health. A person can be tested by more than one laboratory and can have both positive and negative results. **Therefore, the sum of the numbers in each column will be larger than the total number of people tested.**

Reporting lab	Inconclusive	Negative	Positive	Percent positive	Total
ADVENT HEALTH CENTRAL TEXAS		1	1	50%	2
MINUTECLINIC DIAGNOSTIC OF NEW JERSEY		2			2
HCR MANOR CARE SERVICES OF FLORIDA III INC		2			2
SINAI PLAZA NURSING AND REHAB CENTER			2	100%	2
ST PETERSBURG PEDIATRICS-EAST BAY			2	100%	2
EAST NAPLES PEDIATRICS			2	100%	2
Workmens Circle Multicare Center		2			2
HOME ACCESS HEALTH			2	100%	2
THE PALMS REHABILITATION AND HEALTHCARE CENTER		2			2
Baldwin Pediatrix		2			2
WALGREENS #13605		2			2
PANCARE HEALTH GULF COUNTY		1	1	50%	2
ADVICE FOR OPTIMAL WELLNESS, INC			2	100%	2
GULF COAST PEDIATRICS OF SARASOTA PA		1	1	50%	2
ORLANDO MEDICAL CENTER PL			2	100%	2
PALM CITY NURSING AND REHAB CENTER			2	100%	2
SACRED HEART HEALTH SYSTEM, INC			2	100%	2
ASHLEY PEDIATRICS			2	100%	2
RAINY LAKE MEDICAL CENTER			2	100%	2
BENTON PEDIATRICS		2			2
APEX CLINICAL LABORATORIES INC		2			2
WALGREENS #05477		2			2
CVS MINUTE CLINIC DIAGNOSTIC PA		2			2
MEDEXPRESS URGENT CARE - HUNTINGTON WE		2			2
MEDEXPRESS URGENT CARE - FORT WORTH S		2			2
JUPITER MEDICAL CENTER URGENT CARE - STUART			2	100%	2
SIGNATURE CARE LEWISVILLE-EMERGENCY CENTER		1	1	50%	2
MEDEXPRESS URGENT CARE - WASHINGTON		2			2
SYLVAN NURSING			2	100%	2
VIGILINT HEALTHCARE		1	1	50%	2
CHEROKEE COUNTY HEALTH AND REHAB CENTER		2			2
MEDICAL CITY DALLAS HOSPITAL			2	100%	2
TRUE HEALTH INC			2	100%	2
ARKANSAS DEPARTMENT OF HEALTH			2	100%	2
ADVICE FOR OPTIMAL WELLNESS			2	100%	2
Good Samaritan Society-Blackduck		1	1	50%	2
PEACE RIVER MEDICAL CENTER		2			2
VAULT HEALTH			2	100%	2
UT AUSTIN UNIVERSITY HEALTH SERVICES			2	100%	2
ADVANCED RESEARCH FOR HEALTH IMPROVEMENT		1	1	50%	2
GOLDMAN SACHS HEALTH CENTER		2			2
PINARD HOME HEALTH SERVICES INC			2	100%	2
MINUTECLINIC DIAGNOSTIC OF VIRGINIA, LLC #1656		2			2
SOUTH FLORIDA FAMILY HEALTH & RESEARCH CTR			2	100%	2
ST. JOSEPH REGIONAL MEDICAL CENTER			2	100%	2
POMERENE HOSPITAL			2	100%	2
Elba Nursing and Rehabilitation Center, LLC		2			2

# COVID-19: testing by laboratory

Data through Dec 15, 2020 verified as of Dec 16, 2020 at 09:25 AM

Data in this report are provisional and subject to change.

The numbers in the table below represent the number of Florida and non-Florida residents for whom test results were received by the Department of Health. A person can be tested by more than one laboratory and can have both positive and negative results. **Therefore, the sum of the numbers in each column will be larger than the total number of people tested.**

Reporting lab	Inconclusive	Negative	Positive	Percent positive	Total
MEDEXPRESS URGENT CARE - CHRISTIANBURG		2			2
RELIANT IMMUNE DIAGNOSTICS			2	100%	2
PARTNERS PHARMACY OF FLORIDA LLC		2			2
MEDEXPRESS URGENT CARE - SOUTH CHARLESTON		2			2
LAKE MARY HEALTH AND REHABILITATION CENTER		1	1	50%	2
NORTH DADE NURSING AND REHABILITATION CENTER			2	100%	2
UNIVERSTIY OF ILLINOIS HOSPITAL			2	100%	2
MINUTE CLINIC LLC #5706		1	1	50%	2
Lakeside Oaks Care Center			2	100%	2
MEDEXPRESS URGENT CARE - MBURG COMMONS		2			2
PLEASANTVILLE OF SEBASTIAN LLC			2	100%	2
VETERANS AFFAIRS MEDICAL CENTER - GREATER LOS ANGELES			2	100%	2
MIDLAND MEMORIAL HOSPITAL			2	100%	2
UT PATH			2	100%	2
FELICIDAD MEDICAL CENTER INC			2	100%	2
ROCKEFELLER UNIVERSITY CLINICAL GENOMICS LABORATOR		2			2
MINUTECLINIC, LLC #03268		2			2
BROOKDALE OAKBRIDGE		1	1	50%	2
DISCOVERY VILLAGE AT THE FORUM		2			2
Fort Gaines Health and Rehab		2			2
RIVERWOOD CENTER,THE			2	100%	2
FEDERAL CORRECTIONAL INSTITUTION MARIANNA			2	100%	2
SOUTHSIDE FAMILY MEDICAL		2			2
MD NOW URGENT CARE MEDICAL CENTERS INC			2	100%	2
NEW YORK STATE DEPARTMENT OF HEALTH		1	1	50%	2
NEMOURS CHILDRENS PRIMARY CARE			2	100%	2
ADVENTHEALTH SEBRING- INFECTION CONTROL DEPARTMENT			2	100%	2
JEFFERSON WASHINGTON TOWNSHIP HOSPITAL		2			2
FLORIDA DEPARTMENT OF HEALTH (FDOH)			2	100%	2
SARASOTA MEMORIAL MEDICAL URGENT CARE CENTER			2	100%	2
MEDEXPRESS URGENT CARE - KOKOMO		2			2
GEISINGER MEDICAL CENTER		2			2
87TH MEDICAL GROUP – MCGUIRE AMBULATORY CARE FACILITY		2			2
Lakeview Village		2			2
ORANGE COUNTY HEALTH DEPARTMENT		1	1	50%	2
LUTHERAN HAVEN ASSISTED LIVING		2			2
HUNTINGTON URGENT CARE		2			2
SWEETWATER NURSING CENTER		2			2
EXCEPTIONAL EMERGENCY CENTER - AMARILLO			2	100%	2
WHITESANDS OUTPATIENT TREATMENT		2			2
FLORIDA HEALTHCARE OF ORLANDO			2	100%	2
NORTHCREST MEDICAL CENTER			2	100%	2
URGENT CARE USA			2	100%	2
SCIENTIFIC LABORATORY COMPANY		2			2
SCDHEC BUREAU OF LABORATORIES			2	100%	2
METHODIST HOSPITAL			2	100%	2
UW HOSPITAL AND CLINICS		1	1	50%	2



# COVID-19: testing by laboratory

Data through Dec 15, 2020 verified as of Dec 16, 2020 at 09:25 AM

Data in this report are provisional and subject to change.

The numbers in the table below represent the number of Florida and non-Florida residents for whom test results were received by the Department of Health. A person can be tested by more than one laboratory and can have both positive and negative results. **Therefore, the sum of the numbers in each column will be larger than the total number of people tested.**

Reporting lab	Inconclusive	Negative	Positive	Percent positive	Total
ADVENTHEALTH EXPRESS CARE AT WALGREENS			2	100%	2
MEDEXPRESS URGENT CARE - IRVING		2			2
GINKGO-IXLAYER		2			2
EXPRESSCARE URGENT CARE CENTER			2	100%	2
OAKBRIDGE TERRACE AT SAE			2	100%	2
COASTAL MEDICAL LAB			2	100%	2
SPRING HILL REGIONAL HOSPITAL			2	100%	2
ADVENT HEALTH APOPKA		1	1	50%	2
CVS MINUTE CLINIC DIAGNOSTIC OF TN #3293		2			2
ADVENTHEALTH IMAGING PARTIN SETTLEMENT			2	100%	2
BOND COMMUNITY HEALTH CENTER			2	100%	2
The Waterford		2			2
NEW BRIDGE MEDICAL CENTER		2			2
MEDEXPRESS URGENT CARE - FAYETTEVILLE		2			2
NEMOURS CHILDRENS PRIMARY CARE HORIZON WEST			2	100%	2
Lake Charles Healthcare LLC dba Landmark Lake Charles			2	100%	2
ST. CLOUD PHARMACY AND WELLNESS CENTER		2			2
TERRACE AT HOBE SOUND, THE		1	1	50%	2
DEPT OF HEALTH			2	100%	2
UNIVERSITY OF MISSOURI HEALTH CARE			2	100%	2
ACL LABORATORIES INDUSTRIAL TOXICOLOGY			2	100%	2
JACKSON LABORATORY OF GENOMIC MEDICINE		2			2
SURFSIDE URGENT CARE			2	100%	2
ALLIANCE PEDIATRICS PA			2	100%	2
FIRST CARE - MIDDLESBORO			2	100%	2
NEW GEN LABS			2	100%	2
HEART OF FLORIDA HEALTH CENTER INC			2	100%	2
BETHPAGE EXTENDED HOURS CENTER		2			2
CVS MINUTE CLINIC DIAGNOSTIC OF KANSAS, PA		2			2
JOHN D. ARCHBOLD MEM. HOSPITAL			2	100%	2
FLORIDA COMMUNITY HEALTH CENTERS, INC.			2	100%	2
MID-FLORIDA HEMATOLOGY AND ONCOLOGY CENTERS		2			2
MINUTECLINIC, LLC #05814		2			2
GRAND VILLA OF MELBOURNE			2	100%	2
SIGNATURE HEALTHCARE OF MIDDLEBURG		2			2
FHPG FAMILY MEDICAL CENTER OF TAMPA BAY		1	1	50%	2
SANFORD REGIONAL HOSPITAL WORTHINGTON		2			2
ST VINCENTS AMBULATORY CARE INC DBA			2	100%	2
BERGEN COUNTY SURGICAL AND ENDOSCOPY CENTER		2			2
BRITO MEDICAL CENTER			2	100%	2
OPTIMAL CARE PEDIATRICS			2	100%	2
CHESTERFIELD HEALTHCARE GROUP, INC		2			2
OCALA REGIONAL KIDNEY CENTER-WEST			2	100%	2
Church Creek SNF			2	100%	2
MEDEXPRESS - NEWARK		2			2
PruittHealth Lakehaven		2			2
MEDEXPRESS URGEN CARE - EAST BRUNSWICK		2			2

# COVID-19: testing by laboratory

Data through Dec 15, 2020 verified as of Dec 16, 2020 at 09:25 AM

Data in this report are provisional and subject to change.

The numbers in the table below represent the number of Florida and non-Florida residents for whom test results were received by the Department of Health. A person can be tested by more than one laboratory and can have both positive and negative results. **Therefore, the sum of the numbers in each column will be larger than the total number of people tested.**

Reporting lab	Inconclusive	Negative	Positive	Percent positive	Total
LACORP		1	1	50%	2
PTC LABORATORIES			2	100%	2
MC DIAGNOSTIC OF CONNECTICUT, PC #1966		2			2
UTMB PATHOLOGY CLINICAL SERVICES LABORATORY			2	100%	2
MEDEXPRESS URGENT CARE - TARENTUM		2			2
LEGACY ER & URGENT CARE - FRISCO WEST			2	100%	2
OELWEIN HEALTH CARE CENTER		2			2
OURMED		2			2
ST. LUKE'S HOSPITAL - BETHLEHEM CAMPUS		1	1	50%	2
ARCPPOINT LABS OF ALTAMONTE SPRINGS			2	100%	2
PEACEHEALTH CENTRAL		2			2
DOCTOR 4 U CLINIC			2	100%	2
JOHNNIE RUTH CLARKE LAB			2	100%	2
ADVANCED URGENT CARE CENTER OF THE UPPER KEYS			2	100%	2
URGENT MED INC		1	1	50%	2
Gulf Shore Care Center			2	100%	2
MAIN STREET MEDICAL CENTER OF CRESTVIEW PA			2	100%	2
PELICAN LANDING		1	1	50%	2
PREMIER LABORATORY SERVICES, LLC			2	100%	2
TRINITAS REGIONAL MEDICAL CENTER		1	1	50%	2
MEDEXPRESS URGENT CARE - SUMMERSVILLE, WEBSTER RD		2			2
CVS MINUTE CLINIC			2	100%	2
PUBLIC HEALTH LABORATORY	1		1	50%	2
MINUTECLINIC DIAGNOSTIC OF TEXAS, LLC #7435		2			2
MEDEXPRESS URGENT CARE - TEAYS VALLEY		2			2
IN & OUT URGENT CARE METAIRIE			2	100%	2
PARADIGM LABORATORIES			2	100%	2
HAWAII DEPARTMENT OF HEALTH			2	100%	2
MEDICANA NURSING AND REHAB CENTER			2	100%	2
ASSOCIATES IN MEDICINE			2	100%	2
MAWD PATHOLOGY GROUP			2	100%	2
ORLANDO ORTHOPAEDIC OUTPATIENT SURGERY CENTER			2	100%	2
ADVENT HEALTH - CENTRAL PASCO ER			2	100%	2
MOBIL LAB FOR ALL INC		2			2
MEDICINE SHOPPE #1306 THE		1	1	50%	2
ADVENTHEALTH MEDICAL GROUP PEDIATRICS		1	1	50%	2
ASCENSION ST VINCENT'S RIVERSIDE			2	100%	2
AFC PHYSICIANS OF FLORIDA, PA			2	100%	2
FLORIDA MEDICAL CENTER OF CLEARWATER		2			2
MEDEXPRESS-HOUSTON EAST FWY		1	1	50%	2
SUPERIOR RESIDENCES OF CLERMONT		2			2
FLORIDA MEDICAL CLINIC CARDIOLOGY-ZH			2	100%	2
MINUTECLINIC DIAGNOSTIC PA #7110		2			2
CARENOW URGENT CARE-DONELSON		2			2
NATIONAL JEWISH HEALTH			2	100%	2
RIO PINAR HEALTH CARE			2	100%	2
DEPARTMENT OF HEALTH AND HUMAN SERVICES DIVISION OF BEHAVIORAL HEALTH		1	1	50%	2

# COVID-19: testing by laboratory

Data through Dec 15, 2020 verified as of Dec 16, 2020 at 09:25 AM

Data in this report are provisional and subject to change.

The numbers in the table below represent the number of Florida and non-Florida residents for whom test results were received by the Department of Health. A person can be tested by more than one laboratory and can have both positive and negative results. **Therefore, the sum of the numbers in each column will be larger than the total number of people tested.**

Reporting lab	Inconclusive	Negative	Positive	Percent positive	Total
PRECISION DIAGNOSTIC INC		2			2
Metro West Nursing and Rehab			2	100%	2
ST LUKES HOSPITAL			2	100%	2
TMH EC NORTHEAST LABORATORY			2	100%	2
FLORIDA KEYS PED & ADOLES CTR			2	100%	2
NORTON IMMEDIATE CARE CENTER - PRESTON			2	100%	2
ORLANDO LUTHERAN TOWERS		1	1	50%	2
MEDEXPRESS URGENT CARE, BUTLER		1	1	50%	2
ADVANCED MEDICAL CARE			2	100%	2
NOVA SOUTHEASTERN UNIVERSITY - STUDENT MEDICAL CTR			2	100%	2
ROAN DRUG COMPANY LLC		2			2
WASHINGTON STATE DEPARTMENT OF HEALTH PUBLIC HEALTH LABORATORIES			2	100%	2
NAVAL MEDICAL CENTER			2	100%	2
MEASE COUNTRYSIDE HOSPITAL CARDIAC REH			2	100%	2
INTEGRATED REGIONAL LABS			2	100%	2
THE LITTLE CLINIC			2	100%	2
University Center East			2	100%	2
THE CLUB AT BOYNTON BEACH, LLC			2	100%	2
FLORIDA HOSPITAL LABORATORIES		2			2
MADISON HOSPITAL LABORATORY			2	100%	2
UNIVERSITY OF MARYLAND MEDICAL CENTER			2	100%	2
ST. ELIZABETH HEALTHCARE			2	100%	2
CCRX OF NORTH CAROLINA, LLC		1	1	50%	2
MEMORIAL HERMANN CONSOLIDATED LABORATORY SERVICES			2	100%	2
DALLAS MEDICAL CENTER			2	100%	2
CONEMAUGH MEMORIAL MEDICAL CENTER		2			2
SMOKY MOUNTAIN URGENT CARE AND FAMILY MEDICINE CENTER			2	100%	2
RUSSELL MEDICAL CENTER		2			2
NATIONAL GENETICS INST LABCORP		1	1	50%	2
Avanti Wellness and Rehab			2	100%	2
NOT GIVEN		1	1	50%	2
ADVANCED URGENT CARE LLC			2	100%	2
MEDEXPRESS URGENT CARE - BLUEFIELD		1	1	50%	2
NURSING PLUS OF BROWARD LLC		1	1	50%	2
Alden Des Plaines			2	100%	2
TIEHH BIOTERRORISM RESPONSE LAB			2	100%	2
SunTerrace Health Care Center		2			2
CERTIVIA LABORATORIES			2	100%	2
Alden Terrace of McHenry			2	100%	2
DELCARE PA			2	100%	2
MD NOW MEDICAL CENTER INC			2	100%	2
MEDSTAR HARBOR HOSPITAL			2	100%	2
ST JOSEPH'S HOSPITAL LABORATORY			2	100%	2
East Bay Rehabilitation Center			2	100%	2
LIFESPRING COMMUNITY HEALTH		2			2
NATIONWIDE LABORATORY SERVICES		1	1	50%	2
OHIO DEPARTMENT OF HEALTH LABORATORY		2			2

# COVID-19: testing by laboratory

Data through Dec 15, 2020 verified as of Dec 16, 2020 at 09:25 AM

Data in this report are provisional and subject to change.

The numbers in the table below represent the number of Florida and non-Florida residents for whom test results were received by the Department of Health. A person can be tested by more than one laboratory and can have both positive and negative results. **Therefore, the sum of the numbers in each column will be larger than the total number of people tested.**

Reporting lab	Inconclusive	Negative	Positive	Percent positive	Total
PINELLAS POINT NURSING AND REHAB			2	100%	2
ALLIED PHYSICIANS GROUP PLLC		2			2
MEDEXPRESS URGENT CARE PLEASANT HILLS		2			2
VITAS HEALTHCARE			2	100%	2
COMMONS AT ORLANDO LUTHERAN TOWERS SNF			2	100%	2
LOWELL GENERAL HOSPITAL			2	100%	2
SHANDS AT LAKE SHORE LAB			2	100%	2
LODGE HEALTH AND REHABILITATION CENTER, THE		2			2
SPARROW CENTRAL LAB			2	100%	2
CORAL REEF NURSING & REHABILITATION CENTER		2			2
SOUTH DAKOTA DEPARTMENT OF HEALTH		2			2
MEMORIAL HERMANN			2	100%	2
TMH PHYSICIAN PARTNERS SOUTHWOOD			2	100%	2
SUNBRIDGE CARE & REHAB FOR DECATUR		2			2
FLORIDA PRIMARY CARE CENTER PA		2			2
ADVANCED PEDIATRICS			2	100%	2
Jackson Health Care Facility			2	100%	2
ACCESS MEDICAL GROUP OF FLORIDA CITY			2	100%	2
MINUTECLINIC, LLC #5707		2			2
BROOKDALE SENIOR LIVING			2	100%	2
INTERNAL MEDICINE ASSOCIATES-DUNELLON			2	100%	2
KINGS BAY PEDIATRICS LLC			2	100%	2
FAST PACE MEDICAL CLINIC		2			2
MINUTE CLINIC DIAGNOSTIC OF NEW JERSEY		2			2
Warren Center for Rehabilitation and Nursing		2			2
ARLINGTON DIALYSIS CENTER LLC		2			2
BRANDYWYNE HEALTH CARE CENTER			2	100%	2
FLORIDA DEPARTMENT OF HEALTH WASHINGTON COUNTY		1	1	50%	2
OUR LADY OF THE LAKE REGIONAL MEDICAL CENTER			2	100%	2
LAKELAND REGIONAL HEALTH		2			2
TGH Brandon Healthplex Laboratory			2	100%	2
TALLAHASSEE MEMORIAL HEALTHCARE FAMILY MED RESIDENCY			2	100%	2
ELMHURST MEMORIAL HOSPITAL			2	100%	2
CITRUS PARK			2	100%	2
ALVERNO CLINICAL LABORATORIES			2	100%	2
CVS MINUTE CLINIC DIAG OF IND LLC #5206		1	1	50%	2
PEPIN ACADEMIES-PASCO		2			2
FL DEPT OF HEALTH MARION COUNTY MOBILE HEALTH UNIT			2	100%	2
CEDARS-SINAI MEDICAL CENTER			2	100%	2
ALL PEDIATRIC CARE PA			2	100%	2
MEDEXPRESS URGENT CARE - GLENDALE		2			2
METHODIST MANSFIELD MEDICAL CENTER			2	100%	2
PLASMA MED RESEARCH DBA		2			2
PRESBYTERIAN HOME		2			2
GULF COAST REGIONAL MEDICAL CARE		2			2
SUNSHINE PEDIATRICS OF CENTRAL FLORIDA PL			2	100%	2
IN AND OUT URGENT CARE			2	100%	2

# COVID-19: testing by laboratory

Data through Dec 15, 2020 verified as of Dec 16, 2020 at 09:25 AM

Data in this report are provisional and subject to change.

The numbers in the table below represent the number of Florida and non-Florida residents for whom test results were received by the Department of Health. A person can be tested by more than one laboratory and can have both positive and negative results. **Therefore, the sum of the numbers in each column will be larger than the total number of people tested.**

Reporting lab	Inconclusive	Negative	Positive	Percent positive	Total
SHORE MEDICAL CENTER		2			2
TMH PHYSICIAN PARTNERS BLOUNTSTOWN			2	100%	2
MEDEXPRESS URGENT CARE - TULSA, S YALE AVE		2			2
VALLEY BAPTIST MEDICAL CENTER: BROWNSVILLE			2	100%	2
INA		1	1	50%	2
Greystone Nursing and Rehab, LLC			2	100%	2
WHOLE CHILD PEDIATRICS			2	100%	2
LOUISIANA DEPT. OF HEALTH AND HOSPITALS-INFECTIOUS DISEASE EPI SECTION			2	100%	2
MOBILE COUNTY HEALTH DEPARTMENT		1	1	50%	2
CARE 365			2	100%	2
ADVENTHEALTH MEDICAL GROUP FAMILY & INTERNAL		1	1	50%	2
MONTEFIORE MEDICAL CENTER LABS MONTEFIORE		1	1	50%	2
MEDEXPRESS URGENT CARE - RICHMOND, W BROAD ST		2			2
STANFORD HEALTH CARE ANATOMIC PATHOLOGY & CLINICAL LAB			2	100%	2
CARENOW-LEBANON		1	1	50%	2
FLORIDA MEDICAL CLINIC RADIOLOGY DALE MABRY		2			2
VANAYER HEALTHCARE AND REHAB CENTER		2			2
FIRST CHOICE MEDICAL PC			2	100%	2
MID - FLORIDA PATHOLOGY LLC		1	1	50%	2
PALM BAY COMMUNITY OUTPATIENT CLINIC		2			2
MEDEXPRESS URGENT CARE - STATE COLLEGE		2			2
AMERICAN SCIENTIFIC LABORATORIES LLC			2	100%	2
INSPIRIT SENIOR LIVING			2	100%	2
ROANE MEDICAL CENTER		1	1	50%	2
SPECTRUM HEALTH			2	100%	2
VENICE GREEN VILLAGE		2			2
MAIN STREET MEDICAL CENTERS		2			2
THE HOSPITAL OF PROVIDENCE EMERGENCY ROOM			2	100%	2
LIFE CARE CENTER OF PALM BAY		2			2
GULF COAST IMMEDIATE CARE CENTER		1	1	50%	2
ORMOND BEACH URGENT CARE			2	100%	2
CALIFORNIA DEPARTMENT OF PUBLIC HEALTH			2	100%	2
PINECREST PEDIATRICS GROUP LLC			2	100%	2
MINUTECLINIC, DIAGNOSTIC OF TEXAS, LLC		2			2
GENETIC ASSAYS INC			2	100%	2
DOCTORS HOSPITAL RENAISSANCE			2	100%	2
REGIONS HOSPITAL LABORATORY			2	100%	2
BMC/JACSONVILLE		1	1	50%	2
ASCENSION ST MICHAEL'S HOSPITAL LAB		1	1	50%	2
NAVAL BRANCH MEDICAL CLINIC			2	100%	2
MORGAN STANLEY HEALTH CENTER		2			2
PM PEDIATRICS OF BAYSIDE, PLLC - MANHASSET		2			2
POINT OF CARE PRIVATE HEALTH MANAGEMENT			2	100%	2
UNIVERSITY OF KANSAS MEDICAL CENTER			2	100%	2
LONG ISLAND UNIVERSITY - POST CAMPUS		2			2
BIOHEALTH MEDICAL LAB INC			2	100%	2
DISCOVERY VILLAGE AT STUART			2	100%	2



# COVID-19: testing by laboratory

Data through Dec 15, 2020 verified as of Dec 16, 2020 at 09:25 AM

Data in this report are provisional and subject to change.

The numbers in the table below represent the number of Florida and non-Florida residents for whom test results were received by the Department of Health. A person can be tested by more than one laboratory and can have both positive and negative results. **Therefore, the sum of the numbers in each column will be larger than the total number of people tested.**

Reporting lab	Inconclusive	Negative	Positive	Percent positive	Total
TRICORE REFERENCE LABORATORY		1	1	50%	2
MERCY HEALTH LAB		1	1	50%	2
NEBRASKA MEDICAL CENTER			2	100%	2
MEDEXPRESS URGENT CARE-BLOOMFIELD AVEN		2			2
PRINCETON BMC LABORATORY		2			2
Magnolia Health and Rehab Center			2	100%	2
SPECIALTY LABORATORIES			2	100%	2
CHAPPEL GROUP RESEARCH, THE		2			2
MEDEXPRESS URGENT CARE - PRINCETON		2			2
THE PATHOLOGY LABORATORY		1	1	50%	2
DMC UNIVERSITY LABORATORIES		1	1	50%	2
CELEBRATION PEDIATRICS PA			2	100%	2
CUMBERLAND MEDICAL CENTER INC		2			2
BFT LAB			2	100%	2
NAVAL MEDICAL CENTER SAN DIEGO			2	100%	2
ROPER HOSPITAL			2	100%	2
CVS MINUTE CLINIC DIAGNOSTIC OF VIRGINIA		2			2
CLEAR LAKE REGIONAL MEDICAL CENTER			2	100%	2
KENTUCKY CABINET FOR HEALTH AND FAMILY SERVICES			2	100%	2
LIFT HEALTH		2			2
PM PEDIATRICS OF BAYSIDE PLLC - HOPEWELL JUNCTION		2			2
SUNCOAST BLOOD BANK			2	100%	2
UC CORAL GABLES			2	100%	2
PEDIATRICS IN BREVARD-COCOA BEACH		2			2
PHYSICIANS MEDICAL CENTER		2			2
FLORIDA PRIMARY & SPECIALTY CARE		2			2
PEDIATRIC HEALTH CARE		1	1	50%	2
FLORIDA HOSPITAL PHYSICIAN GROUP		1	1	50%	2
PHYSICIANS LABORATORY SERVICES			2	100%	2
KINGS COUNTY HOSPITAL CENTER			2	100%	2
PREMIER MEDICAL LABORATORY			2	100%	2
APC PEDIATRICS			2	100%	2
POMONA VALLEY COMMUNITY HOSPITAL			2	100%	2
AVANTE AT OCALA INC			2	100%	2
CELEBRATION PEDIATRICS			2	100%	2
MEDEXPRESS URGENT CARE-SCOTT TOWNSHIP		2			2
VERILY LAB		2			2
PRIMECARE AT TWIN LAKES			2	100%	2
COOK HOSPITAL AND CARE CENTER		1	1	50%	2
MC DIAGNOSTIC OF CONNECTICUT PC #459		2			2
DELAWARE DIAGNOSTICS LABS			2	100%	2
EMORY UNIVERSITY HOSPITAL			2	100%	2
CPL LABS			2	100%	2
VILLA HEALTH NH LLC			2	100%	2
CAREHERE LCS- EUSTIS			2	100%	2
CLEVELAND CLINIC FLORIDA			2	100%	2
MORRISTOWN MEMORIAL HOSPITAL		2			2

# COVID-19: testing by laboratory

Data through Dec 15, 2020 verified as of Dec 16, 2020 at 09:25 AM

Data in this report are provisional and subject to change.

The numbers in the table below represent the number of Florida and non-Florida residents for whom test results were received by the Department of Health. A person can be tested by more than one laboratory and can have both positive and negative results. **Therefore, the sum of the numbers in each column will be larger than the total number of people tested.**

Reporting lab	Inconclusive	Negative	Positive	Percent positive	Total
MEDEXPRESS URGENT CARE-NESHANNOCK TWP		2			2
NCH NORTH NAPLES HOSPITAL			2	100%	2
PALMETTO FAMILY HEALTH CENTER			2	100%	2
MAGNOLIA ADULT, LLC			2	100%	2
MEDEXPRESS URGENT CARE-ARLINGTON		1	1	50%	2
WISCONSIN STATE LABORATORY OF HYGIENE		1	1	50%	2
MEDEXPRESS URGENT CARE - WEST ST PAUL, ROBERT ST S		2			2
PROPATH			2	100%	2
BROOKDALE MANDARIN CENTRAL			2	100%	2
SUNNYSIDE MANOR		2			2
COMMUNITY MEDICAL CENTER			2	100%	2
JRS LABORATORY			2	100%	2
BAYMEADOWS PRIMARY CARE		2			2
NEMOURS CHILDREN'S PRIMARY CARE THE VILLAGES		2			2
MINUTECLINIC DIAGNOSTIC OF NORTH CARO		2			2
COVANCE			2	100%	2
MARCO ISLAND HOSPITAL INC D/B/A		1	1	50%	2
ADVENTHEALTH EAST ORLANDO EMPLOYEE CLINIC		2			2
SACRED HEART HOSPITAL ON THE EMERALD			2	100%	2
CENTERPLACE HEALTH			2	100%	2
VIRGINIA DEPT OF HEALTH OFFICE OF EPIDEMIOLOGY			2	100%	2
Robert Cranfield			2	100%	2
HANOVER ENDOSCOPY CENTER		2			2
LILY PHARMACY		2			2
VA PRIMARY CARE ANNEX			2	100%	2
LAKE MARY - STIRLING CENTER SUITE 202			2	100%	2
CULLMAN REGIONAL MEDICAL CENTER		2			2
MINUTECLINIC DIAGNOSTIC OF OHIO #6192		2			2
Cleveland Clinic Weston			2	100%	2
OHIO HEALTH DOCTORS HOSPITAL			2	100%	2
EASTLAKE MEDICAL CENTER		2			2
JUPITER MEDICAL CENTER URGENT CENTER			2	100%	2
TRUE HEALTH- HOFFNER		2			2
AMEDISYS HOME HEALTH OF GREENVILLE			2	100%	2
MEDEXPRESS URGENT CARE, CHAMBERSBURG		2			2
LATCHER LABORATORY OF A O FOX MEMORIAL		2			2
CARESPOT EXPRESS HEALTHCARE			2	100%	2
Bedford Care Center of Hattiesburg		2			2
PUTNAM COUNTY EMERGENCY RESCUE SERVICE		2			2
SUMNER REGIONAL MEDICAL CENTER		2			2
REMISE OCCUPATIONAL HEALTH SOLUTIONS INC			2	100%	2
GOLDSTEIN			2	100%	2
LEE PHYSICIAN GROUP		1	1	50%	2
CRUC CMCH-COVID-19		2			2
SOUTHEAST GEORGIA HEALTH SYSTEM			2	100%	2
CORNERSTONE MEDICAL CARE OF BRANDON		2			2
MINUTECLINIC DIAGNOSTIC OF MICHIGAN PC		2			2

# COVID-19: testing by laboratory

Data through Dec 15, 2020 verified as of Dec 16, 2020 at 09:25 AM

Data in this report are provisional and subject to change.

The numbers in the table below represent the number of Florida and non-Florida residents for whom test results were received by the Department of Health. A person can be tested by more than one laboratory and can have both positive and negative results. **Therefore, the sum of the numbers in each column will be larger than the total number of people tested.**

Reporting lab	Inconclusive	Negative	Positive	Percent positive	Total
WOMENS CARE FLORIDA LLC-LABORATORY		2			2
STEWART MELBOURNE HOSPITAL, INC			2	100%	2
GALEN BAYLOR EXTENSION		2			2
YOUTH AND YOU, INC		2			2
MEDEXPRESS URGENT CARE FOX CHAPEL		2			2
SPECTRA LABS		1	1	50%	2
INDIANA STATE DEPARTMENT OF HEALTH LABORATORIES			2	100%	2
COL CROSSROAD		1	1	50%	2
STARR COUNTY MEMORIAL HOSPITAL			2	100%	2
ADVENT HEALTH MEDICAL GROUP FAMILY MEDICINE			2	100%	2
BAY COUNTY HEALTH DEPARTMENT		2			2
UNIVERSITY HOSPITALS OF CLEVELAND			2	100%	2
JOHNSON CITY MEDICAL CENTER		1	1	50%	2
PALOS COMMUNITY HOSPITAL LABORATORY			2	100%	2
UNIVERSITY HOSPITAL OF BROOKLYN		2			2
MEDICAL CENTER AT OCEAN REEF,THE		2			2
WISE HEALTH SYSTEM		1	1	50%	2
MEDEXPRESS URGENT CARE LAVALE		2			2
CLINICA HISPANIA			2	100%	2
PEDIATRICS AND ADOLESCENT MEDICINE		2			2
LEGACY LABORATORY SERVICES			2	100%	2
AMERICAN MEDICAL LABORATORIES			2	100%	2
UNITED MEMORIAL MEDICAL CENTER			2	100%	2
TELEVISIT PALM BAY FAMILY PRACTICE			2	100%	2
AGILE URGENT CARE			2	100%	2
MINUTE CLINIC			2	100%	2
RAPID URGENT CARE - ALBANY			2	100%	2
ONE MEDICAL GROUP		1	1	50%	2
AUSTIN REGIONAL CLINIC MICROBIOLOGY LAB			2	100%	2
PALM MEDICAL CENTER - PLANT CITY		2			2
Parkridge Specialty Care		2			2
SKIPPACK MEDICAL LAB			2	100%	2
ASPIRUS RIVERVIEW HOSPITAL & CLINICS INC		1	1	50%	2
RIVERVIEW MEDICAL CLINIC		2			2
ADVOCATE SHERMAN HOSPITAL			2	100%	2
PANCARE HEALTH - PONCE DE LEON			2	100%	2
MD NOW URGENT CARE CENTER INC.			2	100%	2
JULIE STAATS DO		2			2
RIVER CITY MEDICAL ASSOCIATES INC			2	100%	2
SOUTHERN TENNESSEE MEDICAL CENTER			2	100%	2
FLORIDA CLINICAL LABORATORY INC			2	100%	2
BROOKDALE ORANGE PARK		2			2
VIRTUA MEMORIAL HOSPITAL BURLINGTON COUNTY			2	100%	2
ACCESS LABORATORIES LLC			2	100%	2
OHIO DEPARTMENT OF HEALTH			2	100%	2
DOTHAN WEST FAMILY MEDICINE		1	1	50%	2
HAMPTON ALF AT 24TH ROAD LLC			2	100%	2

# COVID-19: testing by laboratory

Data through Dec 15, 2020 verified as of Dec 16, 2020 at 09:25 AM

Data in this report are provisional and subject to change.

The numbers in the table below represent the number of Florida and non-Florida residents for whom test results were received by the Department of Health. A person can be tested by more than one laboratory and can have both positive and negative results. **Therefore, the sum of the numbers in each column will be larger than the total number of people tested.**

Reporting lab	Inconclusive	Negative	Positive	Percent positive	Total
SOUTH CAROLINA DEPT OF HEALTH AND ENVIRONMENT CONTROL		2			2
BNC Medical Investors, LLC Berrien Nursing & Rehabilitation Center		2			2
CROSSROADS			2	100%	2
TENNESSEE DEPARTMENT OF HEALTH (TDH) - REGIONAL LABORATORY			2	100%	2
BAYLOR COLLEGE OF MEDICINE			2	100%	2
ATLAS GENOMICS			2	100%	2
LIFE CARE HOME HEALTH SERVICES LLC			2	100%	2
BAYSTATE MEDICAL CENTER		1	1	50%	2
STEUBEN COUNTY PUBLIC HEALTH		2			2
SCIENTIA DIAGNOSTICS			2	100%	2
HOUSTON HEALTH DEPARTMENT - BUREAU OF LABORATORY SERVICES			2	100%	2
Lakeside Nursing and Rehabilitation Center		1	1	50%	2
PIEDMONT HOSPITAL LAB			2	100%	2
TURNING POINT OF TAMPA		1	1	50%	2
PREMIER FAMILY HEALTH PA			2	100%	2
NLC LABS			2	100%	2
MEDEXPRESS - NEW CASTLE, DUPONT HWY		2			2
INTEGRITY CLINICAL RESEARCH CENTER INC		1	1	50%	2
AFFORDABLE PRIMARY CARE LLC		2			2
CLEVELAND CLINIC IMAGING			2	100%	2
BAYSHORE MEDICAL CENTER			2	100%	2
COASTAL LABORATORIES OF FLORIDA			2	100%	2
ST. MARY'S MEDICAL CENTER EVANSVILLE, INC			2	100%	2
LAB CORP OF AMER SAN DIEGO			2	100%	2
CONSULATE HEALTH CARE		1	1	50%	2
DEKALB MEDICAL CENTER LABORATORY			2	100%	2
COVID PROCESSING SITE			2	100%	2
WEST COAST PEDIATRICS			2	100%	2
MINUTECLINIC DIAGNOSTIC OF PA LLC		2			2
BAPTIST HEALTHCARE - LAKEVIEW CENTER INC		2			2
MEDICAL CENTER LABORATORY			2	100%	2
ADVENTIST HINSDALE HOSPITAL LABORATORY			2	100%	2
JUPITER INTERNAL MEDICINE AND ASSOCIATES			2	100%	2
INNOVATIVE COVID-DIVERSEY			2	100%	2
STEWART ST ELIZABETH MEDICAL CENTER			2	100%	2
MEMORIAL SLOAN KETTERING CANCER CENTER		1	1	50%	2
MORTON PLANT NORTH BAY HOSPITAL			2	100%	2
SPRINGS MEDICAL LAB		1	1	50%	2
DRR JMC URGENT CARE DONALD ROSS			2	100%	2
URGENT CARE AND SURGERY CENTER			2	100%	2
STUDENT HEALTH SERVICES			2	100%	2
MEDEXPRESS URGENT CARE MURRYSVILLE		1	1	50%	2
FLAGLER PROFESSIONAL HEALTH CAE SERVICES INC		2			2
SIMEDHEALTH LLC		2			2
Great Lakes Health Center			2	100%	2
HENDRY REGIONAL CONVENIENT CARE CENTER			2	100%	2
MINUTE-CLINIC DIAGNOSTIC OF VIRGINIA, LLC #2003		1	1	50%	2

# COVID-19: testing by laboratory

Data through Dec 15, 2020 verified as of Dec 16, 2020 at 09:25 AM

Data in this report are provisional and subject to change.

The numbers in the table below represent the number of Florida and non-Florida residents for whom test results were received by the Department of Health. A person can be tested by more than one laboratory and can have both positive and negative results. **Therefore, the sum of the numbers in each column will be larger than the total number of people tested.**

Reporting lab	Inconclusive	Negative	Positive	Percent positive	Total
NORTHWELL HEALTH			2	100%	2
DOCTORS AFTER HOURS URGENT CARE CENTER			1	100%	1
MINUTECLINIC LLC #5157			1	100%	1
SHAH			1	100%	1
AMD			1	100%	1
Imperial Healthcare Centre			1	100%	1
MEDEXPRESS URGENT CARE - WEXFORD		1			1
Ocala Family Medical Center		1			1
WILTON MANORS HEALTH & REHABILITATION CENTER			1	100%	1
ALLEGANY COUNTY DEPARTMENT OF HEALTH		1			1
JOHN KNOX VILLAGE OF CENTRAL FLORIDA		1			1
DORAL KIDNEY CENTER			1	100%	1
PELICAN STATE OUTPATIENT CENTER			1	100%	1
NEMOURS CHILDREN'S PRIMARY CARE			1	100%	1
INTERMOUNTAIN MEDICAL CENTER			1	100%	1
MED CHOICE CENTER OF NORTH MIAMI			1	100%	1
EAST FL CORE LAB			1	100%	1
GENEXPERT			1	100%	1
CORNERSTONE OF RECOVERY INC		1			1
CLUB HEALTH AND REHABILITATION CENTER, THE		1			1
TMH CANCER CENTER LABORATORY			1	100%	1
CHI ST. LUKE'S HEALTH BCM MEDICAL CENTER			1	100%	1
ORMC-ARDEN/EOI			1	100%	1
Brio of Johnston		1			1
MARINA DEL REY HOSPITAL LAB			1	100%	1
BREVARD FAMILY WALK IN CLINIC			1	100%	1
ADVANCED MEDICAL LABORATORIES (AML)			1	100%	1
MEDEXPRESS URGENT CARE - WESTFIELD, E MAIN ST			1	100%	1
DOCTORS HOSPITAL OF LAREDO			1	100%	1
Chateau Living Center			1	100%	1
UHS BINGHAMTON GENERAL			1	100%	1
VAULT MEDICAL SERVICES			1	100%	1
UMASS MEMORIAL MEDICAL CENTER, INC		1			1
HELEN HAYES HOSPITAL LABORATORY		1			1
MEDCARE QUALITY MEDICAL CENTER LLC			1	100%	1
COMPASSION PEDIATRIC URGENT CARE LLC			1	100%	1
EMERGENCY CARE SERVICES LAB AT JFK MEDICAL CENTER			1	100%	1
CVS MINUTE CLINIC DIAG OF IND, LLC #6549		1			1
CLINCLOUD, LLC			1	100%	1
TENNOVA ER - SANGO			1	100%	1
LANCASHIRE HALL NURSING AND REHABILITATION CENTER		1			1
MEMORIAL HERMANN HOSPITAL			1	100%	1
MINUTECLINIC, LLC #4230			1	100%	1
SPECTRUM LABORATORY			1	100%	1
INTERNAL MEDICINE & PEDIATRICS OF TAMPA BAY PA			1	100%	1
WINSHIPS PHARMACY INC		1			1
SUNCREST OMNI		1			1



# COVID-19: testing by laboratory

Data through Dec 15, 2020 verified as of Dec 16, 2020 at 09:25 AM

Data in this report are provisional and subject to change.

The numbers in the table below represent the number of Florida and non-Florida residents for whom test results were received by the Department of Health. A person can be tested by more than one laboratory and can have both positive and negative results. **Therefore, the sum of the numbers in each column will be larger than the total number of people tested.**

Reporting lab	Inconclusive	Negative	Positive	Percent positive	Total
NEMOURS CHILDREN'S PRIMARY CARE, ST CLOUD			1	100%	1
CVS HEALTH, #2043		1			1
MINUTECLINIC, LLC, DBA MINUTECLINIC #6		1			1
MEDEXPRESS URGENT CARE-KATY		1			1
RABI SINHA, MD		1			1
ARIZONA STATE LABORATORY			1	100%	1
AURORA CONSOLIDATED LABORATORY			1	100%	1
Avera Sr. James Care Center		1			1
ST PETERSBURG PEDIATRICS			1	100%	1
ADVENTHEALTH MEDICAL GROUP OBSTETRICS			1	100%	1
ISLANDS ASSISTED LIVING FACILITY,THE			1	100%	1
HOUSTON DEPARTMENT OF HEALTH AND HUMAN SERVICES			1	100%	1
WEST COAST CLINICAL LABS INC			1	100%	1
AUGUSTA HEALTH CLINICAL LABORATORY			1	100%	1
Garden Isle Healthcare and Rehabilitation Center		1			1
Brynwood Health & Rehabilitation Center			1	100%	1
CAREHERE HUDSON BAY			1	100%	1
BASCOM PALMER EYE INSTITUTE			1	100%	1
PALMA CEIA MED GROUP-SWANN		1			1
JOSEPH SCHENKER MD PC		1			1
WALKONCLINIC			1	100%	1
WELLINGTON REGIONAL MEDICAL CENTER			1	100%	1
Oakwood - North Baldwins Center for Living		1			1
NORTHEAST PEDIATRICS			1	100%	1
ARIZA WELLNESS CARE LLC			1	100%	1
CVA MINUTE CLINIC DIAGNOSTIC OF VIRGINIA, LLC		1			1
The Pines at Poughkeepsie Center for Nursing and Rehabilitation		1			1
ORLANDO HEALTH PHYSICIAN GROUP			1	100%	1
MONROE COUNTY DEPT OF PUBLIC HEALTH ST		1			1
CARESOUTH HHA HOLDINGS OF THE TREASURE COAST LLC			1	100%	1
Lab MSMC Hialeah			1	100%	1
BOULDER COMMUNITY HOSPITAL			1	100%	1
CFCH - FROSTPROOF			1	100%	1
CAREWELL JW - WORCESTER LNC			1	100%	1
ARNOLD PALMER HOSPITAL LAB POCT		1			1
LIFELINK TRANSPLANT INSTITUTE LAB			1	100%	1
MID-FLORIDA PATHOLOGY LLC - MOBILE UNIT # 3			1	100%	1
HCL LABORATORIES			1	100%	1
FLORIDA DEPARTMENT OF HEALTH IN LEE COUNTY			1	100%	1
ST. MARY'S HOSPITAL			1	100%	1
LRGHEALTHCARE		1			1
ST JOHNS MEDICAL CENTER		1			1
HEALTH CARE SERVICES LC			1	100%	1
DOCTORS MEMORIAL HOSP HOME HEALTH CARE		1			1
CHESAPEAKE REGIONAL MEDICAL CENTER			1	100%	1
EXPRESS CARE OF THE SHOALS		1			1
MINUTECLINIC LLC (2335)		1			1

# COVID-19: testing by laboratory

Data through Dec 15, 2020 verified as of Dec 16, 2020 at 09:25 AM

Data in this report are provisional and subject to change.

The numbers in the table below represent the number of Florida and non-Florida residents for whom test results were received by the Department of Health. A person can be tested by more than one laboratory and can have both positive and negative results. **Therefore, the sum of the numbers in each column will be larger than the total number of people tested.**

Reporting lab	Inconclusive	Negative	Positive	Percent positive	Total
WILMINGTON NURSING AND REHAB			1	100%	1
ADVANCED LABORATORY SERVICES			1	100%	1
FAIRFIELD MEDICAL CENTER			1	100%	1
CHATSWORTH ASSISTED LIVING COMMUNITY AT PGA NATIONAL			1	100%	1
KANA MEDICAL			1	100%	1
BRIGHAM AND WOMEN'S HOSPITAL			1	100%	1
MEA PRIMARY CARE PLUS BYRAM			1	100%	1
WAKULLA COUNTY HEALTH DEPARTMENT		1			1
Conway Lakes Health and Rehabilitation Center		1			1
COVID TESTING LLC			1	100%	1
TAMPA INTERNATIONAL AIRPORT			1	100%	1
GIFFORD MEMORIAL HOSPITAL		1			1
CYPRESS VILLAGE REHAB CENTER		1			1
UNIVERSITY OF BALTIMORE WASHINGTON MEDICAL CENTER			1	100%	1
PARRISH MEDICAL GROUP			1	100%	1
SOUTH LAKE FAMILY HEALTH CENTER			1	100%	1
PHYSICIANS PREMIER			1	100%	1
Mountain View Manor			1	100%	1
CLEVELAND CLINIC OHIO LABORATORIES			1	100%	1
QUALITY LAB			1	100%	1
MOORE CLINICAL RESEARCH INC			1	100%	1
POUDRE VALLEY HOSPITAL			1	100%	1
SOUTHWOOD NURSING & RETIREMENT CENTER		1			1
ALL CARE URGENT CARE			1	100%	1
BRANDON REGIONAL EMERGENCY CTR			1	100%	1
PROGRESSIVE MEDICAL LAB LLC			1	100%	1
TANGLEWOOD MANOR		1			1
ADVANCED RESEARCH AND DIAGNOSTIC LABORATORY UNIVERSITY OF MINNESOTA			1	100%	1
EASTERN FLORIDA STATE COLLEGE - PALM BAY CAMPUS			1	100%	1
ROYAL PALM PEDIATRICS			1	100%	1
JOHNSON & JOHNSON VISION CARE-VISTAKON			1	100%	1
OHIOHEALTH URGENT CARE			1	100%	1
ASHLEY CLINICAL DIAGNOSTIC LABORATORY			1	100%	1
CHOTA COMMUNITY HEALTH SERVICES		1			1
SUMMERFIELD PAIN MANAGEMENT			1	100%	1
SENDER RETREAT ADULT DAY CARE CENTERS			1	100%	1
MEDEXPRESS URGENT CARE-SELINGSGROVE		1			1
ARDEN COURTS OF SEMINOLE			1	100%	1
WESTOX LABS		1			1
SIMMONS			1	100%	1
ST JOSEPHS HOSPITAL SOUTH HOSPITAL			1	100%	1
REEVES COUNTY HOSPITAL DISTRICT			1	100%	1
ADVENT HEALTH MEDICAL GROUP- FAMILY MEDICINE AT DR. PHILIPS			1	100%	1
MEDEXPRESS URGENT CARE - BATTLE CREEK		1			1
COLONIAL MEDICAL CENTER-EAST ORLANDO			1	100%	1
NIBHA MEDIRATTA MD PL			1	100%	1
Masonic Medical Research Institute			1	100%	1

# COVID-19: testing by laboratory

Data through Dec 15, 2020 verified as of Dec 16, 2020 at 09:25 AM

Data in this report are provisional and subject to change.

The numbers in the table below represent the number of Florida and non-Florida residents for whom test results were received by the Department of Health. A person can be tested by more than one laboratory and can have both positive and negative results. **Therefore, the sum of the numbers in each column will be larger than the total number of people tested.**

Reporting lab	Inconclusive	Negative	Positive	Percent positive	Total
LABORATORIO BUENA SALUD			1	100%	1
ATHENA PLASTIC SURGERY		1			1
CFHC - FROSTPROOF			1	100%	1
BUFFALO VAMC			1	100%	1
GREATER TAMPA AT HOME			1	100%	1
HEALTHQUEST, INC			1	100%	1
MIAMI CHILDRENS HOSPITAL MIDTOWN OUTPATIENT CENTER			1	100%	1
DEPARTMENT OF HEALTH/ NEW YORK			1	100%	1
SUPERKIDS PEDIATRICS			1	100%	1
MONMOUTH MEDICALC ENTER		1			1
LIFE CARE CENTER OF GWINNETT		1			1
RAMBAM URGENT CARE			1	100%	1
GOSHEN HOSPITAL			1	100%	1
CALIFORNIA PUBLIC HEALTH LABORATORY			1	100%	1
SUNCOAST COMMUNITY HEALTH CENTERS INC		1			1
ENZO LABS INC			1	100%	1
DAYTONA BEACH CENTRA CARE			1	100%	1
COMMONWEALTH OF VIRGINIA DIVISION OF CONSOLIDATED LABORATORY SERVICES			1	100%	1
MINIUTECLINIC DIAG OF IND, LLC #6553		1			1
ORLANDO CLINICAL RESEARCH CENTER		1			1
MINUTECLINIC DIAGNOSTIC OF MICHIGAN, P		1			1
ORLANDO FAMILY PHYSICIANS			1	100%	1
PANCARE HEALTH - BAY COUNTY - YOUNGSTOWN		1			1
NEW ERA HEALTH CENTER INC		1			1
SHANNON CLARK OD, PA			1	100%	1
TAMPA URGENT CARE			1	100%	1
WATERTOWN URGENT CARE		1			1
SAN JOSE CLINIC		1			1
COBLESKILL REGIONAL HOSPITAL		1			1
JS HEALTHCARE			1	100%	1
POETS WALK SARASOTA			1	100%	1
HEALTHPARK MEDICAL CTR NURSING SVC		1			1
ELEMENTS PHARMACY			1	100%	1
COMPASSION PEDIATRICS			1	100%	1
WESTON COUNTY HEALTH SERVICES			1	100%	1
El Paso Health Care Center			1	100%	1
CATHEDRAL GERONTOLOGY CENTER DBA CATHEDRAL CARES			1	100%	1
DUKE UNIVERSITY POINT OF CARE TESTING PROGRAM			1	100%	1
POMPANO BEACH ARTIFICIAL KIDNEY CENTER			1	100%	1
SCRIPPS CLINIC MEDICAL			1	100%	1
Memorial Health Care Center			1	100%	1
HYDE PARK MEDICAL CENTER		1			1
CVS MINUTE CLINIC DIAGNOSTIC		1			1
Oak Hill Health & Rehabilitation Center			1	100%	1
VELOCITY URGENT CARE			1	100%	1
Riverside Nursing & Rehabilitation Center		1			1
HEALTH ALLIANCE			1	100%	1

# COVID-19: testing by laboratory

Data through Dec 15, 2020 verified as of Dec 16, 2020 at 09:25 AM

Data in this report are provisional and subject to change.

The numbers in the table below represent the number of Florida and non-Florida residents for whom test results were received by the Department of Health. A person can be tested by more than one laboratory and can have both positive and negative results. **Therefore, the sum of the numbers in each column will be larger than the total number of people tested.**

Reporting lab	Inconclusive	Negative	Positive	Percent positive	Total
DERMDX, DIV OF AURORA DIAGNOSTICS/BERNHARDT LAB		1			1
PROVIDENCE HOSPITAL			1	100%	1
HOLLAND COMMUNITY HOSPITAL		1			1
MINUTE CLINIC DIAG OF IND LLC #8674		1			1
MED TECH SERVICES OF PALM BEACH INC		1			1
ADVANCE GASTROENTEROLOGY			1	100%	1
YOUR KIDS URGENT CARE			1	100%	1
PALM SPRINGS GENERAL HOSPITAL			1	100%	1
PUTNAM CO HOSPITAL-D/B/A ASBURY TOWERS		1			1
PALM BEACH COUNTY HEALTH DEPT.			1	100%	1
LIBERTY HEALTH CENTER			1	100%	1
OMNI HEALTHCARE INC			1	100%	1
ASSOCIATED MD			1	100%	1
SANITAS RESEARCH LLC			1	100%	1
FLORIDA HOSPITAL ORMOND BEACH			1	100%	1
LIFESPAN HEALTH - SELMER		1			1
METHODISM MIDLOTHIAN MEDICAL CENTER			1	100%	1
WEST DADE PEDIATRICS			1	100%	1
LAS PALMAS MEDICAL CENTER			1	100%	1
A.G. Rhodes		1			1
THYROID SPECIALTY LABORATORY			1	100%	1
VETERANS AFFAIRS MEDICAL CENTER - EAST ORANGE			1	100%	1
MINUTE CLINIC OF KANSAS PA			1	100%	1
CLARKSVILLE MANOR INC		1			1
Vi at Aventura		1			1
Monument Health Strugis Care Center		1			1
GWINNETT MEDICAL CENTER			1	100%	1
BEAUMONT HOSPITAL, GROSSE POINTE			1	100%	1
FULGENT GENETICS HOUSTON		1			1
ADVENTHEALTH HOSPICE CARE CENTRAL FLORIDA		1			1
ADVANCED URGENT CARE PLLC		1			1
OLEAN GENERAL HOSPITAL		1			1
MEDEXPRESS URGENT CARE NORWIN		1			1
SEASONS HOSPICE AND PALLIATIVE CARE OF			1	100%	1
BAPTIST HEALTH LEXINGTON			1	100%	1
SOUTHWEST REGIONAL PCR LABORATORY			1	100%	1
BAPTIST HOSPITAL LABORATORY			1	100%	1
LAKE LURE HEALTH CENTER			1	100%	1
MERITER LABORATORIES			1	100%	1
MISSION HOSPITAL			1	100%	1
Sanford Health & Rehabilitation			1	100%	1
FLORIDA DIGESTIVE AND LIVER SPECIALISTS			1	100%	1
APOPKA FAMILY HEALTH CENTER			1	100%	1
MEDEXPRESS URGENT CARE - SOUTH PARKERSBURG		1			1
COMMUNITY			1	100%	1
CELEBRATION PRIMARY CARE ASSOCIATES LLC		1			1
NATION'S BEST CARE HOME HEALTH			1	100%	1

# COVID-19: testing by laboratory

Data through Dec 15, 2020 verified as of Dec 16, 2020 at 09:25 AM

Data in this report are provisional and subject to change.

The numbers in the table below represent the number of Florida and non-Florida residents for whom test results were received by the Department of Health. A person can be tested by more than one laboratory and can have both positive and negative results. **Therefore, the sum of the numbers in each column will be larger than the total number of people tested.**

Reporting lab	Inconclusive	Negative	Positive	Percent positive	Total
BLUEWATER TOXICOLOGY			1	100%	1
MEDONE URGENT CARE			1	100%	1
HEALTH AND WELLNESS CENTER			1	100%	1
MEMORIALCARE LONG BEACH MEDICAL CENTER			1	100%	1
LOUISIANA STATE LAB			1	100%	1
FHCP ASC - ORANGE CITY			1	100%	1
Heartland Healthcare Center Boca Raton			1	100%	1
PRIMECARE AT PORT ORANGE			1	100%	1
NORWALK HOSPITAL			1	100%	1
NEWTON MEMORIAL HOSPITAL		1			1
PREMIER URGENT CARE CENTER LLC			1	100%	1
Crowne Place Assisted Living		1			1
MEDICAL CENTER OF CENTRAL GEORGIA			1	100%	1
QC LABORATORY			1	100%	1
CVS MINUTE CLINIC DIAGNOSTIC PA #3060		1			1
DOCTORS CARE - GREER		1			1
HUDSON REGIONAL HOSPITAL			1	100%	1
Redwood Springs Healthcare			1	100%	1
PARTNERS IN PRIMARY CARE		1			1
Eddy Memorial Geriatric Center		1			1
MED EXPRESS URGENT CARE PC - MARYLAND		1			1
ASCENSION ST VINCENT'S - WESTSIDE			1	100%	1
EXPEDIAN URGENT CARE			1	100%	1
INTEGRATED FAMILY MEDICAL CENTER			1	100%	1
WALGREENS #5130			1	100%	1
BEAUMONT REFERENCE LABORATORY			1	100%	1
BAPTIST HEALTH EXPRESS CARE			1	100%	1
DEACONESS URGENT CARE CENTER			1	100%	1
EAST COAST INSTITUTE FOR RESEARCH LLC			1	100%	1
FREEPORT ER DOX URGENT CARE		1			1
SOUTHERN WINDS			1	100%	1
FIT4LIFE MEDICAL CENTER			1	100%	1
ADVANCE MD CARE			1	100%	1
Niles Nursing and Rehab. Center		1			1
OCALA REGIONAL KIDNEY CENTER EAST			1	100%	1
HARDIN MEMORIAL HOSPITAL - HEARTLAND PATHOLOGY CONSULTANTS			1	100%	1
BAYCARE MEDICAL GROUP			1	100%	1
Trucare Living Centers - Columbus		1			1
LONGWOOD PEDIATRICS LLC			1	100%	1
MALUHIA		1			1
AZALEALAND NURSING HOME		1			1
LINCOLN MEDICAL CENTER		1			1
FAMILY MEDICINE AT WINTER PARK			1	100%	1
GRAND VILLA OF PINELLAS PARK			1	100%	1
AMERICAN HEALTH ASSOCIATES INC			1	100%	1
CONSULATE HEALTH CARE OF VERO BEACH			1	100%	1
MEDEXPRESS URGENT CARE- FORT WORTH N T		1			1



# COVID-19: testing by laboratory

Data through Dec 15, 2020 verified as of Dec 16, 2020 at 09:25 AM

Data in this report are provisional and subject to change.

The numbers in the table below represent the number of Florida and non-Florida residents for whom test results were received by the Department of Health. A person can be tested by more than one laboratory and can have both positive and negative results. **Therefore, the sum of the numbers in each column will be larger than the total number of people tested.**

Reporting lab	Inconclusive	Negative	Positive	Percent positive	Total
HORIZON MEDICAL CENTER			1	100%	1
Manassas Health & Rehab			1	100%	1
NAPHCARE INC		1			1
FLORIDA HEART AND VASCULAR MULTISPECIALTY GROUP PA			1	100%	1
PROGENESIS INC			1	100%	1
TULANE MEDICAL CENTER			1	100%	1
MEDEXPRESS URGENT CARE-WILKINS TOWNSHIP, WILLIAM PENN HIGHWAY		1			1
CARSON NURSING AND REHABILITATION CENT		1			1
Washington County Nursing H0me			1	100%	1
YOUR HEALTH PEDIATRICS			1	100%	1
CVS MINUTE CLINIC DIAGNOSTIC MED GRP OF CAL		1			1
UPSON REGIONAL MEDICAL CENTER			1	100%	1
CROSS CREEK HEALTH CARE		1			1
TERRELL URGENT CARE			1	100%	1
XSTREMEMD			1	100%	1
MEDEXPRESS URGENT CARE - LINCOLN		1			1
LAKE PEDIATRICS			1	100%	1
MY URGENT CARE CLINIC			1	100%	1
PALM BEACH DIABETES AND ENDOCRINE SPECIALISTS, PA			1	100%	1
CONWAY MEDICAL CENTER			1	100%	1
HIGHLANDS CLINICAL LABORATORY			1	100%	1
MEMORIAL HEALTH SYSTEM		1			1
DIVERSICARE OF BIG SPRINGS		1			1
MARYLAND DEPARTMENT OF HEALTH AND MENTAL HYGIENE			1	100%	1
RHODE ISLAND DEPARTMENT OF HEALTH			1	100%	1
BAYOU URGENT CARE			1	100%	1
SIGNATURE CARE COLLEGE STATION			1	100%	1
FRESENIUS MEDICAL CARE			1	100%	1
WATERBURY HOSPITAL REFERENCE LAB			1	100%	1
VA OUTPATIENT PHARMACY			1	100%	1
PEDIATRIC ASSOCIATES - JACKSONVILLE			1	100%	1
RAPID CITY REGIONAL HOSPITAL -579 ATTN. LABORATORY		1			1
BELLE GLADES HEALTH CLINIC			1	100%	1
WINCHESTER HOSPITAL			1	100%	1
LUTHERAN HAVEN EXTENDED CONGREGATE CAR		1			1
LP ELIZABETHTON		1			1
ADVANCED MEDICAL RESEARCH CENTER LLC			1	100%	1
RIVIERA BEACH HEALTH CENTER LAB			1	100%	1
MED TECH CLINICAL LABORATORY		1			1
NFRC CLINICAL LAB			1	100%	1
MERITUS MEDICAL CENTER			1	100%	1
PRIME CARE FAMILY MEDICINE			1	100%	1
STARLING AT NOCATEE			1	100%	1
BMC/NASSAU			1	100%	1
CRESTAR LABS			1	100%	1
DOCTORS HEARING			1	100%	1
PREMIER FAMILY AND SPORTS MEDICINE LLC			1	100%	1

# COVID-19: testing by laboratory

Data through Dec 15, 2020 verified as of Dec 16, 2020 at 09:25 AM

Data in this report are provisional and subject to change.

The numbers in the table below represent the number of Florida and non-Florida residents for whom test results were received by the Department of Health. A person can be tested by more than one laboratory and can have both positive and negative results. **Therefore, the sum of the numbers in each column will be larger than the total number of people tested.**

Reporting lab	Inconclusive	Negative	Positive	Percent positive	Total
STANDIFER PLACE		1			1
USCG SECTOR ST PETE		1			1
HEART HOSPITAL OF LAFAYETTE: EMERGENCY ROOM			1	100%	1
MEDEXPRESS URGENT CARE - LINCOLN N 26T		1			1
Cortland Acres Association		1			1
VIVEX/UMTB BIOMEDICAL			1	100%	1
CITRUS HEALTH NETWORK INC			1	100%	1
TAMPA GENERAL MEDICAL GROUP LABORATORY HEALTHPARK			1	100%	1
HEALTHCARE ASSOCIATES OF IRVING, LLP			1	100%	1
OCALA RKC EAST HEMO #1			1	100%	1
MINUTECLINIC DIAG OF IND LLC #1138		1			1
GEORGE WASHINGTON UNIVERSITY HOSPITAL			1	100%	1
UNIV OF NORTH ALABAMA HEALTH CENTER		1			1
SAINT ALPHONSUS REGIONAL MEDICAL CENTER			1	100%	1
Sears Coastal Nursing and Rehab		1			1
ROCKWALL URGENT CARE			1	100%	1
KENDALL PEDIATRICS PARTNERS LLC			1	100%	1
EASYCARE WALK-IN CLINIC			1	100%	1
WARD MEMORIAL HOSPITAL		1			1
Rehab Select of Talladega		1			1
ADVENTHEALTH MEDICAL GROUP ADULT AND SENIOR HEALTH			1	100%	1
STONECREST MEDICAL CENTER		1			1
MISSOURI DEPARTMENT OF HEALTH AND SENIOR SERVICES - STATE PH LAB		1			1
MEDICAL CLINIC OF HOUSTON			1	100%	1
MID FLORIDA COMMUNITY SERVICES			1	100%	1
ST. PETERSBURG PEDIATRICS- 38TH AVENUE			1	100%	1
LAKEVIEW REGIONAL HOSPITAL			1	100%	1
HELGEMO & LIQU PEDIATRICS			1	100%	1
TIMPANOGOS REGIONAL HOSPITAL			1	100%	1
MARTIN MEDICAL CENTER INC		1			1
JMC TALLAHASSEE, LLC			1	100%	1
Harris Hill Nursing Facility		1			1
Portsmouth Health and Rehab			1	100%	1
TRAVIS LEE THOMPSON MD			1	100%	1
DEPARTMENT OF HEALTH AND ENVIRONMENTAL CONTROL			1	100%	1
Community Care Center of Heritage House, LLC			1	100%	1
SAINT BARNABAS MEDICAL CENTER		1			1
LEE MEMORIAL HOSPITAL OUTPATIENT SURGERY CENTER			1	100%	1
NHC Chattanooga			1	100%	1
RIVERSIDE COUNTY PUBLIC HEALTH LABORATORY			1	100%	1
BEAUMONT HOSPITAL			1	100%	1
Heritage Health of Peru			1	100%	1
NORTH MIAMI BEACH SURGICAL CENTER			1	100%	1
BEST MEDICAL CENTER		1			1
LITTLE FALLS HOSPITAL LABORATORY		1			1
VITAS HEALTH INC			1	100%	1
CLAYMED OF NORTH FLORIDA			1	100%	1

# COVID-19: testing by laboratory

Data through Dec 15, 2020 verified as of Dec 16, 2020 at 09:25 AM

Data in this report are provisional and subject to change.

The numbers in the table below represent the number of Florida and non-Florida residents for whom test results were received by the Department of Health. A person can be tested by more than one laboratory and can have both positive and negative results. **Therefore, the sum of the numbers in each column will be larger than the total number of people tested.**

Reporting lab	Inconclusive	Negative	Positive	Percent positive	Total
SPINE & PAIN CONSULTANT PLLC		1			1
SUN CLINICAL LABORATORIES			1	100%	1
CARENOW URGENT CARE-HENDERSONVILLE		1			1
TAYLOR MANOR		1			1
NONA MEDICAL ARTS		1			1
The Evangelical Lutheran Good Samaritan Society Prescott Village		1			1
JAX FAMILY CARE		1			1
SOUTHERN LABORATORY SERVICES OF NWF		1			1
SANTA ROSA PEDIATRICS			1	100%	1
PULSE MEDICAL GROUP INC			1	100%	1
UHEALTH CORAL SPRINGS			1	100%	1
SURGERY CENTER, THE			1	100%	1
PHYSICIANS REGIONAL MEDICAL CTR - COLLIER BLVD			1	100%	1
PEDIATRIC ASSOCIATES - DORAL			1	100%	1
PALM COAST DRAW STATION/AMERICAN HEALTH ASSOCIATES		1			1
ER NEAR ME HULEN		1			1
SOUTH FLORIDA BAPTIST HOSPITAL			1	100%	1
NEW YORK CITY DEPARTMENT OF HEALTH			1	100%	1
JOHN D. ARCHBOLD MEMORIAL HOSPITAL			1	100%	1
BIOLOGICAL AND CHEMICAL EMERGENCIES LABORATORY			1	100%	1
MEDEXPRESS URGENT CARE - FREDERICK		1			1
FLORIDA MEDICAL ASSOCIATES LLC			1	100%	1
GENESEE COUNTY HEALTH DEPARTMENT		1			1
VIVIAN SIMMONS FAMILY PRACTICE			1	100%	1
HEARTLAND REGIONAL MEDICAL CENTER		1			1
DEL PRADO MEDICAL CENTER, INC		1			1
CELEBRATION FAMILY PHYSICIANS LLC			1	100%	1
HUNEYCUTT FAMILY PRACTICE			1	100%	1
JACKSON MADISON CO. GEN. HOSPITAL			1	100%	1
LABONE		1			1
FLORIDA HOSPITAL TRANSPLANT CENTER		1			1
STAMFORD HOSPITAL			1	100%	1
The Crossroads		1			1
ST MARYS MEDICAL CENTER			1	100%	1
NORTH CAROLINA STATE LABORATORY OF PUBLIC HEALTH, SPECTRUM LAB NETWORK			1	100%	1
FAMILY MEDICAL CENTERS			1	100%	1
MEDEXPRESS URGENT CARE PORT HURON		1			1
DONALSONVILLE HOSPITAL			1	100%	1
BAYCARE MEDICAL GROUP, INC		1			1
Kroger - KRO70300083			1	100%	1
SARASOTA MEMORIAL HOSPITAL		1			1
CLINIC OF PEDIATRICS & GI MEDICINE INC			1	100%	1
PARKLAND HEALTH & HOSPITAL			1	100%	1
OCCUPATIONAL HEALTH CENTER		1			1
ST. LUKES HOSPITAL			1	100%	1
DSI LABORATORIES-NAPLES-7TH			1	100%	1
ROSEMONT GARDENS INC		1			1

# COVID-19: testing by laboratory

Data through Dec 15, 2020 verified as of Dec 16, 2020 at 09:25 AM

Data in this report are provisional and subject to change.

The numbers in the table below represent the number of Florida and non-Florida residents for whom test results were received by the Department of Health. A person can be tested by more than one laboratory and can have both positive and negative results. **Therefore, the sum of the numbers in each column will be larger than the total number of people tested.**

Reporting lab	Inconclusive	Negative	Positive	Percent positive	Total
BAYCARE MEDICAL GROUP INC			1	100%	1
MEDICAL ARTS LABORATORY			1	100%	1
EAST END PEDIATRICS		1			1
SOUTHEAST MISSOURI HOSPITAL		1			1
Henry County Health and Rehabilitation		1			1
HARLEM HOSPITAL CENTER		1			1
MINNESOTA DEPARTMENT OF HEALTH LABORATORY			1	100%	1
UNIVERSITY URGENT CARE			1	100%	1
MEDEXPRESS - WILMINGTON KIRKWOOD HIGHWAY		1			1
VILLAGES HEALTH SYSTEM, LLC, THE			1	100%	1
Arch Plaza Nursing and Rehabilitation Center			1	100%	1
IZ MEDICAL		1			1
MEDEXPRESS URGENT CARE - JEANNETTE		1			1
INTERNAL MEDICINE GROUP OF CENTRAL FLORIDA			1	100%	1
ORCHID TERRACE		1			1
BAPTIST HEALTH SURGERY CENTER			1	100%	1
JUPITER PEDIATRIC ASSOCIATES, PA			1	100%	1
BAPTIST EMERGENCY HOSPITAL KELLY			1	100%	1
MINUTECLINIC DIAGNOSTIC OF VIRGINIA		1			1
PATHOLOGYT & LAB MEDICINE SERVICES			1	100%	1
CARENOW URGENT CARE – SPRING			1	100%	1
Long Beach Care Center			1	100%	1
BL DIAGNOSTICS LLC			1	100%	1
PARK AVENUE PEDIATRICS PC		1			1
CAROLINAS HEALTHCARE SYSTEM LAB			1	100%	1
Signature Healthcare of Georgetown		1			1
CENTRAL FLORIDA HOSPITALIST			1	100%	1
CHIEFLAND MEDICAL CENTER			1	100%	1
Caldwell Care		1			1
PANCARE HEALTH - HOSFORD SCHOOL			1	100%	1
LSU MEDICAL CENTER			1	100%	1
Metairie Healthcare Center			1	100%	1
BRANDON OUTREACH CLINIC			1	100%	1
PROGRESS PHARMACY INC			1	100%	1
NCHMD, INC SOUTHEAST IMMEDIATE CARE			1	100%	1
MEDEXPRESS URGENT CARE - LOGAN		1			1
LAKELAND MEDICAL CENTER			1	100%	1
ACCESS HEALTH CARE PHYSICIANS			1	100%	1
Villa Maria			1	100%	1
SUMMIT LABORATORY			1	100%	1
MEDEXPRESS URGENT CARE - HOLLINS		1			1
POPLAR HEALTHCARE			1	100%	1
HAYS CLINICAL LAB			1	100%	1
LEXINGTON PLACE SENIOR LIVING COMMUNITY		1			1
WINTER GARDEN CHILDREN'S HEALTH CENTERS			1	100%	1
EXPRESS CARE OF TAMPA BAY LLC		1			1
CARTERSVILLE MEDICAL CENTER			1	100%	1

# COVID-19: testing by laboratory

Data through Dec 15, 2020 verified as of Dec 16, 2020 at 09:25 AM

Data in this report are provisional and subject to change.

The numbers in the table below represent the number of Florida and non-Florida residents for whom test results were received by the Department of Health. A person can be tested by more than one laboratory and can have both positive and negative results. **Therefore, the sum of the numbers in each column will be larger than the total number of people tested.**

Reporting lab	Inconclusive	Negative	Positive	Percent positive	Total
WillowBrooke Court at Westminster Village		1			1
KEY WEST HMA PHYSICIAN MANAGEMENT, LLC			1	100%	1
MINUTE CLINIC DIAGNOSTICS OF IN, LLC #6252		1			1
Florida Baptist Retirement Center		1			1
SV MOBILE HEALTH			1	100%	1
UNIVERSITY OF MARYLAND PATHOLOGY ASSOCIATES			1	100%	1
Good Samaritan Society - Albion		1			1
SISTERS MISSION			1	100%	1
Mill Valley Care Center		1			1
NORTHERN KENTUCKY HEALTH DEPARTMENT			1	100%	1
FLORIDA HOSPITAL LAB			1	100%	1
Chestnut Ridge Nursing & Rehab		1			1
Peninsula Nursing and Rehabilitation Center		1			1
BOLLES SCHOOL, THE			1	100%	1
ALPHA 1 ANTITRYPSIN RESEARCH PROGRAM			1	100%	1
MINUTECLINIC DIAGNOSTIC OF KANSAS, PA		1			1
MEDEXPRESS URGENT CARE-MT PLEASANT			1	100%	1
METROHEALTH SYSTEM			1	100%	1
SONNI'S PEDIATRICS			1	100%	1
FLORIDA DEPARTMENT OF HEALTH SEMINOLE COUNTY		1			1
Manorcare Health Services West Reading North		1			1
METRO HEALTH HOSPITAL LABORATORY		1			1
Broomall Manor		1			1
WHITE WILSON MEDICAL CENTER NEPHROLOGY			1	100%	1
LabCorp L#09258295 M#09258285			1	100%	1
Glen Oaks Health and REhabilitation		1			1
NDX-CORE LAB			1	100%	1
Dulles Health and Rehab Center		1			1
CLINICAL LABORATORY		1			1
CELEBRATION HOSPITAL			1	100%	1
MT CARMEL PHARMACY INC		1			1
HOLY FAMILY MEDICAL CENTER		1			1
STEPHENS COUNTY HOSPITAL			1	100%	1
LUMICO LIFE INSURANCE COMPANY		1			1
GUIDEWELL EMERGENCY MEDICINE DOCTORS LLC #33			1	100%	1
MEDEXPRESS URGENT CARE GREENSBURG		1			1
QUEST DIAGNOSTICS CLINICAL LABORATORIES INC		1			1
Alden Lincoln Park			1	100%	1
HARRINGTON PARK HEALTH AND REHAB		1			1
CVS HEALTH, #5962		1			1
PASCO COUNTY HEALTH DEPARTMENT			1	100%	1
HERNANDO COUNTY HEALTH DEPT			1	100%	1
LEHIGH REGIONAL WOUND CENTER			1	100%	1
BASCOM PALMER-MICRO LAB			1	100%	1
ALTA BATES SUMMIT MEDICAL CENTER CLINICAL LAB			1	100%	1
FLORIDA CLINICAL RESEARCH CENTER, LLC			1	100%	1
EXCEL URGENT CARE OF NJ			1	100%	1



# COVID-19: testing by laboratory

Data through Dec 15, 2020 verified as of Dec 16, 2020 at 09:25 AM

Data in this report are provisional and subject to change.

The numbers in the table below represent the number of Florida and non-Florida residents for whom test results were received by the Department of Health. A person can be tested by more than one laboratory and can have both positive and negative results. **Therefore, the sum of the numbers in each column will be larger than the total number of people tested.**

Reporting lab	Inconclusive	Negative	Positive	Percent positive	Total
HEALGEN SCIENTIFIC			1	100%	1
COOPER CLINIC			1	100%	1
LAKE WORTH MANOR		1			1
Central Park Healthcare & Rehabilitation Center		1			1
TENNESSEE VALLEY HCS			1	100%	1
VALLEY HOSPITAL MEDICAL CENTER		1			1
INTERNATIONAL MEDICAL LABORATORY INC		1			1
SPARTANBURG REGIONAL MEDICAL CENTER			1	100%	1
TREASURE COAST MEDICAL CONCIERGE LLC			1	100%	1
TENNOVA HEALTHCARE - CLEVELAND			1	100%	1
PRACTITIONERS IN MOTION			1	100%	1
GOSHEN MEDICAL CENTER			1	100%	1
LITTLE COMPANY OF MARY HOSPITAL			1	100%	1
VIRTUA WEST JERSEY HOSPITAL		1			1
KAISER PERMANENTE REGIONAL REFERENCE LABORATORY		1			1
WEST VIRGINIA UNIVERSITY HOSPITALS			1	100%	1
BRONSON METHODIST HOSPITAL			1	100%	1
FLAGLER COUNTY BOARD OF COUNTY COMMISSIONERS			1	100%	1
PRECISION CLINICAL RESEARCH			1	100%	1
RCP OF MEMORIAL WEST			1	100%	1
BLUFFTON HEALTH CENTER			1	100%	1
PARK AVENUE DERMATOLOGY NORTH			1	100%	1
PINELLAS CHD - CLEARWATER			1	100%	1
WELLMED AT FORT PIERCE		1			1
Cornerstone at the Ranch		1			1
FLORIDA FAMILY LABORATORY		1			1
APS-SUMMIT CARE PHARMACY, LLC DBA OMNICARE		1			1
DECATUR MORGAN HOSPITAL - DECATUR GENE		1			1
FAMILY PRACTICE OF DAVIE INC			1	100%	1
PEDIATRIC ASSOCIATES - MIAMI LAKES		1			1
WATERS EDGE ELEMENTARY SCHOOL			1	100%	1
WINCHESTER MEDICAL CENTER			1	100%	1
Luther Acres Manor		1			1
NASSAU COUNTY HEALTH DEPARTMENT-FERNANDINA BEACH C		1			1
MIAMI-DADE COUNTY HEALTH DEPT.		1			1
PALMS OF FT MYERS,THE			1	100%	1
TITUSVILLE TOWERS ASSISTED LIVING		1			1
DOCTORS EXPRESS OF ST PETERSBURG			1	100%	1
FLEMING ISLAND CENTER FOR CLINICAL RESEARCH		1			1
MARION COUNTY HEALTH DEPARTMENT			1	100%	1
MEDTOWN PHARMACY			1	100%	1
BAPTIST HOSPITAL EMPLOYEE HEALTH OFF			1	100%	1
MOBILE RESPONSE DIAGNOSTICS LLC		1			1
CEPERO PEDIATRICS PA			1	100%	1
CVS HEALTH, #1994		1			1
FHPG_EXP CARE W HILLSBOROUGH			1	100%	1
Bolingreen Health and Rehabilitation		1			1

# COVID-19: testing by laboratory

Data through Dec 15, 2020 verified as of Dec 16, 2020 at 09:25 AM

Data in this report are provisional and subject to change.

The numbers in the table below represent the number of Florida and non-Florida residents for whom test results were received by the Department of Health. A person can be tested by more than one laboratory and can have both positive and negative results. **Therefore, the sum of the numbers in each column will be larger than the total number of people tested.**

Reporting lab	Inconclusive	Negative	Positive	Percent positive	Total
ALLIED PEDIATRICS & FAMILY MEDICINE			1	100%	1
CONTINENTAL HOME HEALTH CARE INC			1	100%	1
FLORHAM PARK ENDOSCOPY CENTER		1			1
TWIN			1	100%	1
LOUNDY		1			1
MINUTECLINIC DIAGNOSTIC MEDICAL GROUP		1			1
DEPARTMENT OF HEALTH AND HUMAN SERVICES			1	100%	1
GOLDING-GRANADO MEDICAL ASSOCIATES		1			1
MOUNT SINAI MEDICAL CENTER AVENTURA ER			1	100%	1
CLIFTON-FINE HOSPITAL LABORATORY		1			1
Hampton Court Nursing and Rehabilitation Center			1	100%	1
BROOKS REHAB			1	100%	1
SHELBYVILLE HOSPITAL COMPANY		1			1
NORTH BROWARD MEDICAL CENTER			1	100%	1
HABANA HEALTH CARE CENTER			1	100%	1
DEPARTMENT OF HEALTH SERVICES			1	100%	1
GATEWAY LABORATORIES		1			1
ST. MICHAEL'S ELITE HOSPITAL			1	100%	1
NEIGHBORCARE PHARMACY SERVICES		1			1
PUBLIX PHARMACY #1114			1	100%	1
NORTHEAST TEXAS DIALYSIS		1			1
LAURELLWOOD NURSING CENTER		1			1
HOWELL BRANCH COURT			1	100%	1
PRINCIPLE DIAGNOSTICS LLC			1	100%	1
SWEDISH COVENANT HOSPITAL			1	100%	1
BRIDGEWATER PARK ASSISTED LIVING LLC			1	100%	1
AFFINITY URGENT CARE			1	100%	1
REGIONAL MEDICAL LABORATORY			1	100%	1
GUIDEWELL EMERGENCY MEDICINE DOCTORS LLC			1	100%	1
GREENTREE MEDICAL CENTER			1	100%	1
TMH PHYSICIAN PARTNERS			1	100%	1
COMMUNICABLE DISEASE CONTROL/PUBLIC HEALTH EMERGENCY PREPAREDNESS			1	100%	1
CULVER CITY URGENT CARE			1	100%	1
UMASS MEMORIAL/MARLBORO HOSPITAL			1	100%	1
ROYAL OAK MEDICAL CENTER LLC DBA CHARACTER FAMILY			1	100%	1
TRUMAN MEDICAL CENTER - HOSPITAL HILL			1	100%	1
OVIEDO CHILDRENS HEALTH CENTER LLC		1			1
OCEAN MEDICAL CENTER		1			1
MID FLORIDA BIOLOGICALS			1	100%	1
MADISON FACILITY INC			1	100%	1
ALPHA CLINICAL LABORATORY CORP.			1	100%	1
MEDEXPRESS URGENT CARE - ELM GROVE		1			1
Chateau Girardeau			1	100%	1
MAINE CENTER FOR DISEASE CONTROL AND PREVENTION			1	100%	1
SYNEOS HEALTH			1	100%	1
SPECIALTY DRUG TESTING			1	100%	1
ONslow COUNTY HEALTH DEPARTMENT			1	100%	1

# COVID-19: testing by laboratory

Data through Dec 15, 2020 verified as of Dec 16, 2020 at 09:25 AM

Data in this report are provisional and subject to change.

The numbers in the table below represent the number of Florida and non-Florida residents for whom test results were received by the Department of Health. A person can be tested by more than one laboratory and can have both positive and negative results. **Therefore, the sum of the numbers in each column will be larger than the total number of people tested.**

Reporting lab	Inconclusive	Negative	Positive	Percent positive	Total
MD NOW URGENT CARE			1	100%	1
Kroger - KRO03500568			1	100%	1
HALIFAX HEALTH PRIMARY CARE			1	100%	1
Medicalodges Neosho			1	100%	1
BAYCARE OUTREACH LAB WH SOUTH			1	100%	1
HIGHLAND PARK LAKEWOOD PRESTON HOLLOW			1	100%	1
NEW YORK STATE DEPARTMENT OF HEALTH			1	100%	1
BLOOD SYSTEMS LABORATORIES			1	100%	1
CHRISTUS SPOHN HOSPITAL			1	100%	1
TALLAHASSEE PRIMARY CARE ASSOCIATES PA			1	100%	1
WALGREENS #06025		1			1
ADVENTHEALTH MEDICAL GROUP FAMILY MEDICINE AT RDV		1			1
LEELANAU OPCO, LLC		1			1
ADVENTHEALTH MEDICAL GROUP FAMILY AND INTERNAL			1	100%	1
OMNICARE PHARMACY OF TEXAS 1, LP		1			1
MEMORIAL HERMANN SOUTHWEST HOSPITAL			1	100%	1
HEALTH FIRST MEDICAL GROUP LLC			1	100%	1
BAYCARE OUTREACH LAB			1	100%	1
BAYCARE LABORATORIES			1	100%	1
MEDEXPRESS URGENT CARE-PETERS TWP		1			1
MAINE HEALTH AND ENVIRONMENTAL TESTING LABORATORY			1	100%	1
SCIENCE CARE			1	100%	1
CHRISTIANA HOSPITAL		1			1
GRAND VILLA OF DUNEDIN			1	100%	1
Buena Vista Care Center		1			1
SOUTHERN SPRINGS HEALTH CARE		1			1
Orchid Cove at Naples			1	100%	1
ABBAY MANOR RETIREMENT RESIDENCE INC		1			1
SIGNATURE CARE MEMORIAL CITY			1	100%	1
EVANS FAMILY CARE PA			1	100%	1
SMITH KLINE			1	100%	1
MEDEXPRESS URGENT CARE-BRENTWOOD		1			1
TITUSVILLE REHABILITATION AND NURSING CENTER		1			1
Heritage of Red Cloud		1			1
NEW ERA COMMUNITY HEALTH CENTER LLC		1			1
LAKESIDE MEDICAL CENTER		1			1
ST VINCENT'S AMBULATORY CARE INC			1	100%	1
Princeton Place			1	100%	1
CRUSADER COMMUNITY HEALTH			1	100%	1
KETTERING MEDICAL CENTER			1	100%	1
AVERA SACRED HEART HOSPITAL			1	100%	1
ADVENTHEALTH SENIOR CARE AT ORMOND			1	100%	1
MEDEXPRESS URGENT CARE - SPRINGDALE, S 40TH STREET		1			1
BAYFRONT HEALTH - CONVENIENT CARE NORTHEAST			1	100%	1
GRACE HEALTHCARE OF LAKE WALES		1			1
SENIOR LIVING IV SUN CITY LLC		1			1
ST. MARY MEDICAL CENTER		1			1

# COVID-19: testing by laboratory

Data through Dec 15, 2020 verified as of Dec 16, 2020 at 09:25 AM

Data in this report are provisional and subject to change.

The numbers in the table below represent the number of Florida and non-Florida residents for whom test results were received by the Department of Health. A person can be tested by more than one laboratory and can have both positive and negative results. **Therefore, the sum of the numbers in each column will be larger than the total number of people tested.**

Reporting lab	Inconclusive	Negative	Positive	Percent positive	Total
JOHN KNOX MANOR INC II			1	100%	1
DAVITA DIALYSIS-NORTH			1	100%	1
MID-FLORIDA PATHOLOGY LLC		1			1
EAST RIDGE RETIREMENT VILLAGE INC		1			1
Signature Healthcare of Savannah		1			1
MEDEXPRESS URGENT CARE - WHEELING		1			1
SYNERGENE LABORATORY			1	100%	1
GALVESTON COUNTY HEALTH DISTRICT			1	100%	1
DAVENPORT PEDIATRICS CLERMONT PA		1			1
MEDICAL ASSOCIATES OF CARTER		1			1
MIDDLE TENN MENTAL HEALTH INSTITUTE		1			1
STUART SURGERY CENTER, LLC			1	100%	1
LEHIGH PULMONARY ASSOCIATES			1	100%	1
Greystone Health Care Center		1			1
LAB TEST KENDALL LLC		1			1
ENCOMPASS HEALTH HOME HEALTH		1			1
SPORTS MEDICINE CLINIC - U OF WYOMING			1	100%	1
MEMORIAL HOSPITAL WEST			1	100%	1
CONSOLIDATED			1	100%	1
COLLINS NURSING HOME		1			1
MEMORIAL HOSPITAL OF TAMPA			1	100%	1
CHILDRENS SPECIALIST PEDIATRIC PULMMOLOGY &			1	100%	1
Alden North Shore			1	100%	1
RIVERSIDE MEDICAL CENTER		1			1
UMHC HOLLYWOOD LABORATORY			1	100%	1
Heartland of Perrysburg		1			1
DUKE HEALTH REGIONAL HOSPITAL			1	100%	1
SPRINGFIELD HOSPITAL			1	100%	1
441 URGENT CARE CENTER - BROWNWOOD			1	100%	1
MID-FLORIDA CANCER CENTERS		1			1
NEW MILFORD HOSPITAL			1	100%	1
VIRGINIA UROLOGY		1			1
SHANDS JACKSONVILLE CLINICAL CENTER			1	100%	1
ADVANCE HEALTH AND WELLNESS SOLUTIONS			1	100%	1
MANATEE MEMORIAL HOSPITAL CLINICAL LABORATORY			1	100%	1
WELLCARE URGENT CARE			1	100%	1
CVS MINUTE CLINIC #5836		1			1
PHYSICIAN ASSOCIATES, LLC			1	100%	1
HENRY FORD HOSPITAL			1	100%	1
MANSFIELD MEDICAL LODGE			1	100%	1
PROFESSIONAL HEALTH EXAMINERS			1	100%	1
SAINT JOSEPH'S HOSPITAL AND MEDICAL CENTER		1			1
OCHSNER MEDICAL CENTER			1	100%	1
PREMIER PEDIATRICS			1	100%	1
INNOVATIVE HEALTH DIAGNOSTIC OF CALIFORNIA			1	100%	1
NEMOURS CHILDRENS PRIMARY CARE OVIEDO			1	100%	1
FLAGLER PROFESSIONAL HEALTH CARE SERVICES INC		1			1

# COVID-19: testing by laboratory

Data through Dec 15, 2020 verified as of Dec 16, 2020 at 09:25 AM

Data in this report are provisional and subject to change.

The numbers in the table below represent the number of Florida and non-Florida residents for whom test results were received by the Department of Health. A person can be tested by more than one laboratory and can have both positive and negative results. **Therefore, the sum of the numbers in each column will be larger than the total number of people tested.**

Reporting lab	Inconclusive	Negative	Positive	Percent positive	Total
ASCENSION ST VINCENT'S MEDICAL CENTER			1	100%	1
NORTH PINELLAS CHILDRENS MEDICAL CENTER INC			1	100%	1
BROOKSVILLE REGIONAL HOSPITAL			1	100%	1
SPRINGBROOK HOSPITAL			1	100%	1
PENSACOLA PATHOLOGY		1			1
FORT LOUDOUN PRIMARY CARE		1			1
COMMUNITY MEDICAL CENTER-ORANGE CITY		1			1
SPECTRUM LUDINGTON			1	100%	1
HOLMES FAMILY PRACTICE PA			1	100%	1
LIFE CARE CENTER OF HILTON HEAD		1			1
GSM OCED Subsection			1	100%	1
BLACK STALLION WALK IN AND EXERCISE CLINICS LLC		1			1
INHEALTH LIFE SCIENCES LLC			1	100%	1
CANDLER HOSPITAL			1	100%	1
US LABORATORIES			1	100%	1
MINUTECLINIC DIAGNOSTIC OF NORTH CAROLINA PC #5341		1			1
ELITE CARE			1	100%	1
BRISTOL REGINAL MEDICAL CENTER			1	100%	1
HEALTH GUAGE			1	100%	1
JACKSONVILLE STATEFL			1	100%	1
FRESENIUS SOUTH FORT MYERS		1			1
Community Compassion Center of Batesville			1	100%	1
FALMOUTH BY THE SEA			1	100%	1
ARLINGTON ADULT RESIDENTIAL FACILITY, INC			1	100%	1
PALOMAR MEDICAL CENTER			1	100%	1
WESTWOOD NURSING & REHAB		1			1
LABRADOR PRIMARY CARE CENTER			1	100%	1
Kroger - KR001100688			1	100%	1
MINUTECLINIC DIAGNOSTIC MED GRP OF CA		1			1
MRMC LAB MICRO			1	100%	1
SOUTH FLORIDA PEDIATRIC PARTNERS			1	100%	1
WARE EXPRESS CARE			1	100%	1
SMA BEHAVIORAL HEALTH SERVICES INC		1			1
CHIPOLA QUICK CARE			1	100%	1
Cerenity Senior Care-White Bear Lake		1			1
PRIMARY CARE GROUP LLC		1			1
EH FARGO HOSPITAL LABORATORY			1	100%	1
DEPT OF VA MEDICAL CENTER - MIAMI			1	100%	1
CORPORATION OF AMERICA		1			1
BROOKSHIRE, THE			1	100%	1
CROSSROADS URGENT CARE, PLLC		1			1
HOUSTON METHODIST HOSPITAL			1	100%	1
KEY WEST BRANCH MEDICAL CLINIC			1	100%	1
LAREDO EMERGENCY ROOM			1	100%	1
CLAY PRIMARY & FAMILY CARE LLC			1	100%	1
BODYK			1	100%	1
SANTA MONICA CA-UCLA MC			1	100%	1



# COVID-19: testing by laboratory

Data through Dec 15, 2020 verified as of Dec 16, 2020 at 09:25 AM

Data in this report are provisional and subject to change.

The numbers in the table below represent the number of Florida and non-Florida residents for whom test results were received by the Department of Health. A person can be tested by more than one laboratory and can have both positive and negative results. **Therefore, the sum of the numbers in each column will be larger than the total number of people tested.**

Reporting lab	Inconclusive	Negative	Positive	Percent positive	Total
LABORATORY COPRORATION OF AMERICA			1	100%	1
Southwest Louisiana Veterans Home			1	100%	1
ACCESS MEDICAL GROUP OF TAMPA INC			1	100%	1
GRAND VIEW HOSPITAL			1	100%	1
ADVENTHEALTH CENTRA CARE PONCIANA			1	100%	1
BOONE DRUG & HEALTHCARE AT DEERFIELD			1	100%	1
ST JOHNS EPISCOPAL HOSPITAL SOUTH SHORE		1			1
ST GERARD'S COMMUNITY OF CARE		1			1
DOYLESTOWN HOSPITAL			1	100%	1
WALGREENS #01398			1	100%	1
HERNANDO CHILDREN'S			1	100%	1
OAKMONT WEST- GREENVILLE SC		1			1
REGIONAL MEDICAL CENTER BAYONET POINT			1	100%	1
MEDEXPRESS URGENT CARE-CHIPPEWA		1			1
SEATTLE-KING COUNTY			1	100%	1
BROOKS -TLC HOSPITAL SYSTEM			1	100%	1
CARESPOT - OCOEE			1	100%	1
COVENANT HEALTH		1			1
THEDACARE FAMILY MEDICINE GATEWAY			1	100%	1
ANY LAB TEST FAST CORP			1	100%	1
Thermopolis Rehabilitation Wellness		1			1
NORTH FLORIDA MEDICAL CENTERS INC		1			1
HSRE-ASL CASSELBERRY TRS, LLC			1	100%	1
Life Care Center of Estero			1	100%	1
PRISMA HEALTH TUOMEY LABORATORY			1	100%	1
Kroger - KRO03400316			1	100%	1
CLEVELAND HEARTLAB			1	100%	1
AFFILIATED LABORATORIES INC			1	100%	1
MEDERI CARETENDERS VS OF SE FL LLC DBA			1	100%	1
UNIVERSITY OF IOWA HOSPITALS & CLINICS			1	100%	1
HAWKEYE CARE CENTER DUBUQUE		1			1
BIOMAT ORLANDO		1			1
ST LUKES SURGICAL AT THE VILLAGES INC			1	100%	1
PORT ORANGE NURSING & REHAB			1	100%	1
ACCESS FAMILY CARE LLC			1	100%	1
HIBISCUS COURT			1	100%	1
VILLAGES REHABILITATION AND NURSING CENTER		1			1
PUBLIX PHARMACY #0332		1			1
MEDICAL CITY NORTH HILLS			1	100%	1
HAMILTON CI MAIN UNIT ANNEX/ WORK CAMP			1	100%	1
TITUSVILLE CENTER FOR SURGICAL EXCELLENCE LLC		1			1
ATHENS LIMESTONE HOSPITAL		1			1
ROAN MOUNTAIN MEDICAL CENTER			1	100%	1
WINDSOR MANOR			1	100%	1
ROYAL PALM MEDICAL GROUP, INC		1			1
MEDEXPRESS URGENT CARE - WICHITA, N MAIZE RD		1			1
INFECTION CONTROL DEPT			1	100%	1

# COVID-19: testing by laboratory

Data through Dec 15, 2020 verified as of Dec 16, 2020 at 09:25 AM

Data in this report are provisional and subject to change.

The numbers in the table below represent the number of Florida and non-Florida residents for whom test results were received by the Department of Health. A person can be tested by more than one laboratory and can have both positive and negative results. **Therefore, the sum of the numbers in each column will be larger than the total number of people tested.**

Reporting lab	Inconclusive	Negative	Positive	Percent positive	Total
ADVENT HEALTH - OWASA			1	100%	1
STATCARE URGENT & WALK IN MEDICAL CARE		1			1
Garden View Care Center at Dougherty Ferry		1			1
THE CHILDREN'S HOSPITAL OF PHILADELPHIA		1			1
BIOMERIEUX			1	100%	1
CARE POINT HEALTH AND WELLNESS CENTER		1			1
FHPG SURGICAL ASSOCIATES OF EAST PASCO			1	100%	1
SHARON REGIONAL MEDICAL CENTER			1	100%	1
USF PHYSICIANS GROUP			1	100%	1
AVERA ST. MARY'S HOSPITAL			1	100%	1
BEAUFORT MEMORIAL			1	100%	1
NORTH SHORE HEMATOLOGY-ONCOLOGY ASSOCI		1			1
INSPIRE HEALTHCARE CENTER			1	100%	1
MCH PHYSICIANS GROUP			1	100%	1
DOCTOR'S IN-HOUSE LAB/COMMUNITY HEALTH CENTERS OF PINELLAS – JOHNNIE R			1	100%	1
Tremont Health & Rehabilitation Center		1			1
DIGNITY HEALING LLC			1	100%	1
Douglas County Health Center		1			1
Valley Center (WV)			1	100%	1
TEVAPHARM			1	100%	1
PORTSMOUTH REG. HOSPITAL			1	100%	1
WHEATON FRANCISCAN LABORATORY			1	100%	1
PENINSULA REGIONAL MED CTR LAB			1	100%	1
CSL PLASMA LAB			1	100%	1
HEALTHCARE FOR THE HOMELESS			1	100%	1
Gulfport Rehabilitation Center			1	100%	1
FLORIDA KEYS PED AND ADOLES CTR			1	100%	1
URGENT DOC -NACOGODOCHES CLINIC			1	100%	1
SOUTHERN HILLS MEDICAL CENTER			1	100%	1
Medilodge of Montrose		1			1
THE HEART HOSPITAL BAYLOR PLANO			1	100%	1
GIBSON AREA PRIMARY CARE			1	100%	1
MED FUSION			1	100%	1
Consulate Health Care of Tallahassee			1	100%	1
GENESIS MICROBIOLOGY LAB		1			1
CAREWELL URGENT CARE FITCHBURG			1	100%	1
AVON PARK CLUSTER		1			1
NABI		1			1
EASTMAN HEALTHCARE & REHAB		1			1
CALIFORNIA DIVISION OF COMMUNICABLE DISEASE CONTROL			1	100%	1
Diversicare of Smyrna		1			1
YUMA REGIONAL MEDICAL CENTER			1	100%	1
QUALITY CLINICAL LAB LLC			1	100%	1
HAMILTON CHD		1			1
LEHIGH MEDICAL AND RESEARCH CENTER, INC			1	100%	1
FRESENIUS KIDNEY CARE FORT WALTON BEACH			1	100%	1
OCALA REGIONAL DIALYSIS- NORTH			1	100%	1

# COVID-19: testing by laboratory

Data through Dec 15, 2020 verified as of Dec 16, 2020 at 09:25 AM

Data in this report are provisional and subject to change.

The numbers in the table below represent the number of Florida and non-Florida residents for whom test results were received by the Department of Health. A person can be tested by more than one laboratory and can have both positive and negative results. **Therefore, the sum of the numbers in each column will be larger than the total number of people tested.**

Reporting lab	Inconclusive	Negative	Positive	Percent positive	Total
ALABAMA REFERENCE LAB			1	100%	1
HENRY FORD WEST BLOOMFIELD HOSPITAL			1	100%	1
PROGRESSIVE MEDICAL RESEARCH			1	100%	1
MINUTECLINIC DIAGNOSTIC OF TN, PC 6438		1			1
HUNTERS CREEK PEDIATRICS		1			1
Birmingham Nursing & Rehab Center		1			1
San Antonio Residence and Rehabilitation Center		1			1
INDIAN RIVER CLINICAL LABORATORY, INC.		1			1
Arlington Care Center			1	100%	1
NORTH SHORE HEMATOLOGY-ONCOLOGY ASSOCIATES PC		1			1
ST FRANCIS MEDICAL CENTER			1	100%	1
Rosedale Green		1			1
LOPEZ		1			1
SOUTH DADE NURSING & REHABILITATION CENTER			1	100%	1
AVALON FAMILY RESORT ASSISTED LIVING LLC		1			1
CVS MINUTE CLINIC DIAGNOSTIC OF TN #6044		1			1
PROVIDENCE PORTLAND MEDICAL CENTER		1			1
GOOD SAMARITAN HOSPITAL			1	100%	1
LISTENING DOCTOR PLLC, THE			1	100%	1
LEGACY AT HIGHWOODS PRESERVE		1			1
University Plaza Rehabilitation and Nursing			1	100%	1
SAINT JOSEPHS HOSPITAL OF ATLANTA			1	100%	1
GAMMA HEALTHCARE, INC		1			1
Shoreline Care Center			1	100%	1
MEDEXPRESS URGENT CARE - WEIRTON		1			1
SACRED HEART HEALTH SYSTEM- MIDWIFE PROGRAM			1	100%	1
NEVADA DEPARTMENT OF HEALTH AND HUMAN SERVICES			1	100%	1
VA OPTOMETRY CLINIC			1	100%	1
FLORIDA MEDICAL CLINIC PA GI			1	100%	1
MOUNT SINAI AVENTURA DIAGNOSTIC CENTER			1	100%	1
LEE MEMORIAL HOSPITAL BLOOD GAS LAB			1	100%	1
SKYRIDGE CLINICAL ASSOCIATES		1			1
MAYO CLINICAL LABORATORIES		1			1
SOLARIS HEALTHCARE PLANT CITY		1			1
DEVITA		1			1
SUN CITY DIAGNOSTIC CENTER			1	100%	1
WELLINGTON WEST 100176			1	100%	1
LAWRENCE GENERAL HOSPITAL			1	100%	1
SYNAPSE ANALYTICAL LABS		1			1
EXACCARE KINGSTON, LLC			1	100%	1
SOUTHWEST FLORIDA DIVISION LAB			1	100%	1
ALL PRO ORTHOPEDICS & SPORTS MEDICINE, PA			1	100%	1
SIGNATURE CARE MIDLAND			1	100%	1
PALMETTO PRIMARY CARE PHYSICIANS			1	100%	1
NEMOURS CHILDRENS PRIMARY CARE CLERMONT			1	100%	1
CACERES SPECIALIZED GYNECOLOGY		1			1
THE MEDICAL CENTER AT BOWLING GREEN			1	100%	1

# COVID-19: testing by laboratory

Data through Dec 15, 2020 verified as of Dec 16, 2020 at 09:25 AM

Data in this report are provisional and subject to change.

The numbers in the table below represent the number of Florida and non-Florida residents for whom test results were received by the Department of Health. A person can be tested by more than one laboratory and can have both positive and negative results. **Therefore, the sum of the numbers in each column will be larger than the total number of people tested.**

Reporting lab	Inconclusive	Negative	Positive	Percent positive	Total
HILTON HEAD HOSPITAL/INPATIENT			1	100%	1
COVID RAPID LABS			1	100%	1
WESLEY MEDICAL CENTER			1	100%	1
MANOR CARE OF DELRAY BEACH FL LLC		1			1
Livingston County Center for Nursing and Rehabilitation		1			1
GADSDEN FAMILY PRACTICE		1			1
Lemont Nursing and Rehab Center			1	100%	1
PRIMACARE MEDICAL LAKEWOOD			1	100%	1
American Fork Care Center dba Heritage Care Center		1			1
ST. JOHN HOSPITAL & MEDICAL CENTER			1	100%	1
HARBOR BEACH NURSING AND REHABILITATION CENTER			1	100%	1
Bayou Vista Community Care Center			1	100%	1
PM PEDIATRICS PC			1	100%	1
Parkside Manor		1			1
ADVENTHEALTH MEDICAL GROUP COMMUNITY MEDICINE			1	100%	1
DESERT HOSPITAL/CPHU CLINICAL LABORATORY			1	100%	1
15 TO KNOW			1	100%	1
GENESIS HEALTH SYSTEM			1	100%	1
CAREHERE LLC			1	100%	1
MORGAN STANELY HEALTH CENTER		1			1
NHLS		1			1
TREASURE COAST PRIMARY CARE		1			1
UMMC MIDTOWN CAMPUS			1	100%	1
ILLINOIS DEPT OF PUBLIC HEALTH LABS			1	100%	1
ABSOLUTE GENOMICS			1	100%	1
BOSTON MEDICAL CENTER			1	100%	1
HAWAII DEPARTMENT OF HEALTH LAB			1	100%	1
ROSECASTLE OF JACKSONVILLE LLC			1	100%	1
MEDEXPRESS URGENT CARE-CLOQUET		1			1
HACKENSACK UNIVERSITY MEDICAL CENTER		1			1
DE TAR HOSPITAL			1	100%	1
CROSS POINTE CARE CENTER		1			1
MEDICAL ASSOCIATES OF PINELLAS - LAB			1	100%	1
LOGAN COUNTY HOSPITAL			1	100%	1
CARESPOT URGENT CARE		1			1
MIDWAY SPECIALTY CARE CENTER INC		1			1
CHP COVID-19 (TX)			1	100%	1
AFTER HOURS PEDS			1	100%	1
PCR DIAGNOSTICS			1	100%	1
RIVERSIDE METHODIST HOSPITAL LAB			1	100%	1
UF HEALTH THE VILLAGES			1	100%	1
CARENOW URGENT CARE - CENTRAL AUSTIN			1	100%	1
FAMILY PRACTICE ASSOCIATES		1			1
STEINHATCHEE DRUGS			1	100%	1
FIVE STAR PREMIER RESIDENCES OF POMPANO BEACH			1	100%	1
Mercy Manor Transition Center			1	100%	1
KINGWOOD EMERGENCY HOSPITAL			1	100%	1

# COVID-19: testing by laboratory

Data through Dec 15, 2020 verified as of Dec 16, 2020 at 09:25 AM

Data in this report are provisional and subject to change.

The numbers in the table below represent the number of Florida and non-Florida residents for whom test results were received by the Department of Health. A person can be tested by more than one laboratory and can have both positive and negative results. **Therefore, the sum of the numbers in each column will be larger than the total number of people tested.**

Reporting lab	Inconclusive	Negative	Positive	Percent positive	Total
LAKE REGIONAL HEALTH			1	100%	1
KANSAS CITY VA MEDICAL CENTER			1	100%	1
Florence Home		1			1
CITY OF NEW YORK DEPARTMENT OF HEALTH			1	100%	1
FRASER MEMORIAL HOSPITAL			1	100%	1
ONPOINT URGENT CARE			1	100%	1
Regency Square			1	100%	1
OHIO VALLEY MANOR NURSING &		1			1
FAYETTE MEDICAL CENTER LAB		1			1
GENESIS FAMILY PRACTICE			1	100%	1
NORDX			1	100%	1
LAKEVIEW HEALTH CARE SYSTEM LLC			1	100%	1
ORDRS, INC.			1	100%	1
OMNI HEALTHCARE URGENT CARE			1	100%	1
Remarkable Healthcare Dallas			1	100%	1
BRUCE S WEST MD			1	100%	1
Victory Health and Rehabilitation			1	100%	1
FLORIDA EPIDEMIOLOGY PROGRAM			1	100%	1
UNITED HEALTHCARE			1	100%	1
PALM WEST INTERNIST PA			1	100%	1
IRA FIALKO DO			1	100%	1
NORTHSIDE HOSPITAL DULUTH			1	100%	1
PANCARE HEALTH - FREEPORT CLINIC SUITE B			1	100%	1
ICARE		1			1
MERCY – NORTH IOWA			1	100%	1
COSTCO PHARMACY #1023			1	100%	1
NORTH SHORE MEDICAL CENTER - SALEM HOSPITAL			1	100%	1
MEDICAL LIFE-INC GUIDEWELL EMERGENCY MEDICINE			1	100%	1
Autumn Care of Suffolk		1			1
CONVENIENT MEDICAL AND HEALTH SERVICES			1	100%	1
MORNINGSIDE NURSING AND REHABILITATION		1			1
CLEARWATER PAIN MANAGEMENT ASSOCIATES			1	100%	1
MEDEXPRESS URGENT CARE - ANDERSON		1			1
CROSSROADS URGENT CARE		1			1
FLORIDA DEPARTMENT OF HEALTH PALM BEACH COUNTY			1	100%	1
CENTRAL TX URGENT CARE			1	100%	1
FLORIDA STATE UNIVERSITY HEALTH SERVICES			1	100%	1
Ramsey Village		1			1
NORTH SHORE HEMATOLOGY-ONCOLOGY ASSOCIATES		1			1
MILFORD REGIONAL HOSPITAL			1	100%	1
PHYSICIANS CARE		1			1
STANLY REGIONAL MEDICAL CENTER			1	100%	1
MEDEXPRESS URGENT CARE - BECKLEY CROSS		1			1
CLERMONT HEALTH DEPARTMENT			1	100%	1
ULTIMATE ANALYSIS LABORATORY			1	100%	1
BUENA VIDA ESTATES			1	100%	1
Miller Health Care Center			1	100%	1



# COVID-19: testing by laboratory

Data through Dec 15, 2020 verified as of Dec 16, 2020 at 09:25 AM

Data in this report are provisional and subject to change.

The numbers in the table below represent the number of Florida and non-Florida residents for whom test results were received by the Department of Health. A person can be tested by more than one laboratory and can have both positive and negative results. **Therefore, the sum of the numbers in each column will be larger than the total number of people tested.**

Reporting lab	Inconclusive	Negative	Positive	Percent positive	Total
MOSAIC MEDICAL CENTER MARYVILLE			1	100%	1
NORTH FLORIDA CHILD DEVELOPMENT, INC			1	100%	1
ARDEN COURTS OF PALM HARBOR			1	100%	1
RHODE ISLAND DEPARTMENT OF HEALTH LABORATORIES			1	100%	1
FLORIDA SCHOOL FOR THE DEAF AND THE BLIND			1	100%	1
APOLLO GARDENS RETIREMENT RESIDENCE CARE		1			1
LAKE COMMUNITY ACTION AGENCY		1			1
SOUTHERN BREEZE HEALTHCARE			1	100%	1
MEMORIAL HEALTHCARE SYSTEM			1	100%	1
PINNACLE DIALYSIS		1			1
IVAN, MAYA			1	100%	1
SPRINGHILL SENIOR RESIDENCE		1			1
SOUTHWEST ORLANDO FAMILY MEDICINE, PL			1	100%	1
REFERENCE LABORATORY			1	100%	1
UPMC NORTHWEST HOSPITAL			1	100%	1
GEORGETOWN URGENT CARE			1	100%	1
OXY-GENLAB			1	100%	1
Lutheran Community at Telford		1			1
Life Care Center of Orlando			1	100%	1
Bivins Pointe			1	100%	1
LIFELINK TISSUE BANK D/B/A LIFELINK TISSUE BANK		1			1
VISTA DEL SOL MED ASSOC		1			1
NORTH RIVER FAMILY HEALTH CENTER			1	100%	1
JOSHUA E CHESIR MD		1			1
441 URGENT CARE-MULBERRY			1	100%	1
MEDEXPRESS URGENT CARE - LITTLE ROCK		1			1
OPTIMAL MEDICINE INC		1			1
VALLEY MEDICAL LABORATORY			1	100%	1
WELLNOW URGENT CARE-OSWEGO			1	100%	1
MEMORIAL HOSPITAL - BELLEVILLE			1	100%	1
STEWART MEDICAL GROUP INC			1	100%	1
CARE STATION MEDICAL GROUP		1			1
Longwood Community Living Center		1			1
EXPRESS LAB LIVINGSTON			1	100%	1
VANAJA SUREDDI MD PA			1	100%	1
ST. LUCIE COUNTY HEALTH DEPARTMENT		1			1
LADY OF THE SEA HOSPITAL LAB			1	100%	1
COMMUNITY PHYSICIANS OF NORTH PORT PA			1	100%	1
EASTSIDE MEDICAL CLINIC		1			1
CAROMONT HEALTH			1	100%	1
EDGAR PRICE FAMILY & CHILDREN HEALTHCARE CENTER			1	100%	1
BRIDGE DIAGNOSTICS			1	100%	1
CORDOVA FAMILY PRACTICE			1	100%	1
SERENADES BY SONATA		1			1
CYPRESS CREEK MEDICAL CENTER			1	100%	1
BROOME COUNTY HEALTH DEPARTMENT		1			1
DOCTORS CARE OF PALM COAST			1	100%	1

# COVID-19: testing by laboratory

Data through Dec 15, 2020 verified as of Dec 16, 2020 at 09:25 AM

Data in this report are provisional and subject to change.

The numbers in the table below represent the number of Florida and non-Florida residents for whom test results were received by the Department of Health. A person can be tested by more than one laboratory and can have both positive and negative results. **Therefore, the sum of the numbers in each column will be larger than the total number of people tested.**

Reporting lab	Inconclusive	Negative	Positive	Percent positive	Total
SELF REGIONAL HEALTHCARE			1	100%	1
WALKIN MEDICAL URGENT CARE,NEW CITY			1	100%	1
COLONIAL VILLA GOOD SAMARITAN CENTER		1			1
ACCURATE HEALTH SERVICES CORP			1	100%	1
Maple Lane Nursing Home		1			1
ST.ELIZABETH HEALTH CENTER	1				1
Carington Park			1	100%	1
PROVIDENCE ST PETER HOSPITAL		1			1
HARDEE COUNTY FIRE RESCUE		1			1
MEDEXPRESS URGENT CARE - BECKLEY		1			1
BIODORON LABORATORIES			1	100%	1
Waters of Covington		1			1
MIDDLEBURG PEDIATRICS			1	100%	1
The Palms Nursing and Rehabilitation		1			1
BAHIA OAKS LODGE		1			1
HENRICO DOCTOR'S LABORATORY			1	100%	1
EXCEPTIONAL EMERGENCY CENTER			1	100%	1
Lanier Rehab			1	100%	1
ST CLOUD COMPOUNDING PHARMACY & WELLNESS CENTER		1			1
MERCYONE DES MOINES MEDICAL CENTER			1	100%	1
Harbert Hills Academy Nursing Home		1			1
DIAGNOSTIC & MEDICAL SPECIALISTS OF GREENWICH		1			1
ROCKLEDGE HEALTH & REHABILITATION CENTER			1	100%	1
ANDREWS INSTITUTE AMBULATORY SURGERY CENTER		1			1
MIAMI RESCUE MISSION CLINIC INC			1	100%	1
PHYSICIANS PRIMARY CARE LEHIGH PEDS			1	100%	1
MEMORIAL HEALTH UNIVERSITY MEDICAL CENTER			1	100%	1
SKY RIDGE MEDICAL CENTER - MICRO			1	100%	1
SACRED HEART MEDICAL CENTER			1	100%	1
TMH PHYSICIAN PARTNERS QUINCY			1	100%	1
MEDSTAR HEALTH URGENT CARE			1	100%	1
SHAMRA MEDICAL LABORATORY			1	100%	1
UNIVERSITY OF NORTH CAROLINA HOSPITALS			1	100%	1
SMITH NORTHVIEW HOSPITAL LAB			1	100%	1
URGENT CARE COASTAL GA			1	100%	1
OAKWOOD HOSPITAL - SOUTHSHORE			1	100%	1
FIU HEALTH CARE CENTER			1	100%	1
MARYLAND DEPARTMENT OF HEALTH AND MENTAL HYGIENE-LABORATORIES			1	100%	1
NEW YORK UNIVERSITY MEDICAL CENTER			1	100%	1
KEY TRAINING CENTER			1	100%	1
RENOWN REGIONAL MEDICAL CENTER			1	100%	1
THE INTERNAL MEDICAL GROUP		1			1
Senatobia Healthcare & Rehab		1			1
2504-HOMEWOOD		1			1
West Bay of Tampa Center			1	100%	1
SILVERMAN			1	100%	1
ST JOHNS PEDIATRICS PA		1			1

# COVID-19: testing by laboratory

Data through Dec 15, 2020 verified as of Dec 16, 2020 at 09:25 AM

Data in this report are provisional and subject to change.

The numbers in the table below represent the number of Florida and non-Florida residents for whom test results were received by the Department of Health. A person can be tested by more than one laboratory and can have both positive and negative results. **Therefore, the sum of the numbers in each column will be larger than the total number of people tested.**

Reporting lab	Inconclusive	Negative	Positive	Percent positive	Total
ESOTERIC LAB			1	100%	1
ST CATHERINE HOSPITAL LABORATORY			1	100%	1
UCH LAB			1	100%	1
BOND COUNTY HEALTH DEPARTMENT			1	100%	1
LAKEWOOD RANCH MEDICAL CENTER CLINICAL LAB			1	100%	1
ADVANCED URGENT CARE OF MARATHON			1	100%	1
Strasburg Care Center		1			1
CARESPOT EXPRESS HEALTHCARE BOYNTON BEACH			1	100%	1
BORINQUEN HEALTH CENTER			1	100%	1
ST VINCENTS AMBULATORY CARE INC			1	100%	1
ALLEGHENY GENERAL HOSPITAL			1	100%	1
CAREWELL 203			1	100%	1
PROMPT CARE OF CENTRAL FLORIDA LLC			1	100%	1
PRIMEX CLINICAL LABORATORIES INC			1	100%	1
THOMAS HOSPITAL			1	100%	1
WALGREENS #10308		1			1
HEALTH PLUS SUNRISE MEDICAL OFFICE			1	100%	1
HOLMES COUNTY HEALTH DEPARTMENT			1	100%	1
Seal Rock Healthcare		1			1
CLINICAL LABORATORY DEPARTMENT			1	100%	1
FAITH FAMILY PRACTICE			1	100%	1
HANCOCK REGIONAL HOSPITAL		1			1
ANDREWS			1	100%	1
Elm Crest Senior Living Community		1			1
PEDIATRICS URGENT CARE, LLC			1	100%	1
MAYO CLINIC OUTPATIENT DIALYSIS CENTER			1	100%	1
ARCADIA DIALYSIS CENTER			1	100%	1
CARENOW URGENT CARE-WEST END		1			1
MEDAC AT PORTERS NECK			1	100%	1
PSL JAX BEACH OPERATIONS LLC			1	100%	1
MEDEXPRESS URGENT CARE - SPRINGFIELD, COOLEY ST		1			1
HELIX BIOMEDICS LLC			1	100%	1
HALEYVILLE HEALTH CARE CENTER		1			1
BAYMEADOWS PEDIATRIC CARE		1			1
Oakview Manor Health and Rehab		1			1
IDAHO HEALTH DEPARTMENT			1	100%	1
UNIVERSITY OF SOUTH FLORIDA			1	100%	1
MAYO CLINIC BEACHES PRIMARY CARE CTR		1			1
PARKWAY REGIONAL MEDICAL CENTER LAB			1	100%	1
TALLAHASSEE MEMORIAL HEALTHCARE			1	100%	1
TITUS REGIONAL MEDICAL CENTER			1	100%	1
RENFREW CENTERS INC		1			1
SUNY AT STONY BROOK			1	100%	1
Sherwood Oaks Health Center			1	100%	1
CQUENTIA NGS, LLC			1	100%	1
MINUTECLINIC DIAGNOSTIC OF NEW MEXICO LLC #7552		1			1
UF KANAPAHA LAB BEAKER		1			1

# COVID-19: testing by laboratory

Data through Dec 15, 2020 verified as of Dec 16, 2020 at 09:25 AM

Data in this report are provisional and subject to change.

The numbers in the table below represent the number of Florida and non-Florida residents for whom test results were received by the Department of Health. A person can be tested by more than one laboratory and can have both positive and negative results. **Therefore, the sum of the numbers in each column will be larger than the total number of people tested.**

Reporting lab	Inconclusive	Negative	Positive	Percent positive	Total
URGENT CARE OF FORT LAUDERDALE INC			1	100%	1
MULBERRY'S MOBILE PROVIDER SERVICES LLC			1	100%	1
LAB. CORP. OF AMERICA			1	100%	1
Accordius Health at Gastonia			1	100%	1
PHYSICIANS URGENT CARE			1	100%	1
HOLYOKE MEDICAL CENTER			1	100%	1
BAPTIST HOSPITAL OF MIAMI MCI BROWARD LABORATORY			1	100%	1
Avante at Orlando		1			1
OAK HAVEN REHAB AND NURSING CENTER			1	100%	1
BEEHIVE HOMES OF GULF BREEZE		1			1
OMAHA VA MEDICAL CENTER			1	100%	1
MADISON AT OVIEDO			1	100%	1
EAST TENNESSEE STATE UNIVERSITY		1			1
AMERICAN LAB LLC		1			1
TEXAS HEALTH ARLINGTON MEMORIAL		1			1
MINUTECLINIC 7196		1			1
MINUTECLINIC DIAGNOSTIC OF TN PC #6415		1			1
DIXITKUMAR N MODI MD PA			1	100%	1
USC VERDUGO HILLS HOSPITAL			1	100%	1
MOUNT SINAI MEDICAL CENTER OF FLORIDA, INC			1	100%	1
MEDEXPRESS URGENT CARE - ROSS TOWNSHIP		1			1
GRAND VILLA OF DELAND			1	100%	1
INTEGRATED GENETICS SEQUENOM		1			1
MDS PHARMA SERVICES		1			1
Rio Grande City Nursing and Rehab Center			1	100%	1
CITRONELLE HEALTH AND REHABILITATION CENTER		1			1
FALKVILLE HEALTHCARE		1			1
ADVENTHEALTH PHYSICIAN GROUP – APPLEWOOD			1	100%	1
MEDICAL PAVILION CLINIC			1	100%	1
BAYFRONT HEAL WOUND CARE AND HYPERBARIC CENTER			1	100%	1
ST. VINCENT HOSPITAL			1	100%	1
HAVASU REGIONAL MEDICAL CENTER			1	100%	1
Ash Flat Healthcare and Rehabilitation Center			1	100%	1
LIFELINK OF FLORIDA			1	100%	1
SOUTH FLORIDA URGENT CARE CENTERS, LLC			1	100%	1
DASCENA LAB			1	100%	1
PEACHEALTH LABORATORIES		1			1
BLOOMINGDALE PEDIATRIC ASSOCIATES PA			1	100%	1
ManorCare Rehabilitation Center- Decatur		1			1
EDWARD HOSPITAL			1	100%	1
BERKSHIRE MEDICAL CENTER			1	100%	1
ATRIA TAMARAC			1	100%	1
COASTAL SKIN SURGERY AND DERMATOLOGY PL		1			1
ST MARY'S OF SAGINAW		1			1
MEDEXPRESS URGENT CARE - OMAHA N 72 ST		1			1
OSF ST JOSEPH MEDICAL CENTER			1	100%	1
ALLIED PHYSICIANS GROUP		1			1

# COVID-19: testing by laboratory

Data through Dec 15, 2020 verified as of Dec 16, 2020 at 09:25 AM

Data in this report are provisional and subject to change.

The numbers in the table below represent the number of Florida and non-Florida residents for whom test results were received by the Department of Health. A person can be tested by more than one laboratory and can have both positive and negative results. **Therefore, the sum of the numbers in each column will be larger than the total number of people tested.**

Reporting lab	Inconclusive	Negative	Positive	Percent positive	Total
LABCORP TAMPA		1			1
ALLIANCE LABORATORY SERVICES			1	100%	1
LIFEGUARD AMBULANCE SERVICE LLC - BAY COUNTY			1	100%	1
MEDICAL ASSOCIATES OF BREVARD LLC		1			1
FAIRVIEW SOUTHDALE			1	100%	1
STEWART FLORIDA ALF, INC			1	100%	1
CAH ACQUISITION COMPANY 11 LLC			1	100%	1
MC DIAGNOSTIC OF CONNECTICUT, PC # 257		1			1
CLINICAL TRIALS OF TAMPA LLC		1			1
ADULT MEDICINE OF LAKE COUNTY INC			1	100%	1
BAPTIST HOSPITAL EAST			1	100%	1
NEW YORK PRESBYTERIAN HOSPITAL			1	100%	1
CARE CENTERS OF NASSAU, LLC - HENDRICKS RD		1			1
LAKE CONWAY URGENT CARE LLC		1			1
MEDEXPRESS URGENT CARE - STAUNTON		1			1
LABORATORIO MEDICO CENTRAL CONDOMINO MD			1	100%	1
WIREGRASS MEDICAL CENTER			1	100%	1
HARRIS URGENT CARE CENTER			1	100%	1
CLERMONT PEDIATRICS, PA			1	100%	1
MOUNT SINAI COMPREHENSIVE CANCER CENTER			1	100%	1
Village Crest Center for Health & Rehabilitation		1			1
SOUTH BEND MEDICAL FOUNDATION			1	100%	1
Integrity Healthcare of Carbondale			1	100%	1
BIOMAT USA			1	100%	1
WHITE-WILSON MEDICAL CENTER - FORT WALTON BEACH			1	100%	1
SUSAN F. WILLIAMS M.D., P.A.			1	100%	1
ST PETE DIRECT PRIMARY CARE		1			1
LAKE BALDWIN			1	100%	1
SANTA CLARA VALLEY MEDICAL CENTER			1	100%	1
DISCOVERY AT HOME, LLC			1	100%	1
BARRINGTON TERRACE NAPLES			1	100%	1
MEDEXPRESS URGENT CARE - NORTH LITTLE		1			1
ADVENTHEALTH IMAGING LAKE NONA			1	100%	1
MINUTECLINIC, LLC		1			1
UNIVERISTY OF MIAMI			1	100%	1
CARESPOT - LEE VISTA			1	100%	1
Kindred Hospital South Florida Hollywood SNU			1	100%	1
ST. LUKE'S HOSPITAL			1	100%	1
STATE OF FLORIDA			1	100%	1
MEDEXPRESS-DOVER		1			1
<b>Total</b>	<b>56,570</b>	<b>11,053,512</b>	<b>1,476,473</b>	<b>12%</b>	<b>12,586,555</b>