

COVID-19: summary of cases and monitoring

Data through Dec 14, 2020 verified as of Dec 15, 2020 at 09:25 AM

Data in this report are provisional and subject to change.

Cases: people with positive PCR or antigen test result		Cases: people with positive PCR or antigen test result	
Total cases		Risk factors for Florida residents	
Florida residents	1,143,794	Traveled	10,193
Non-Florida residents	1,124,742	Contact with a known case	430,563
	19,052	Traveled and contact with a known case	12,717
Type of testing		Neither	671,269
Florida residents	1,124,742	No travel and no contact	141,535
Positive by BPHL/CDC	42,771	Travel is unknown	374,422
Positive by commercial/hospital lab	1,081,971	Contact is unknown	267,561
PCR positive	997,924	Contact is pending	226,549
Antigen positive	126,818		
Non-Florida residents	19,052	Travel can be unknown and contact can be unknown or pending for the same case, these numbers will sum to more than the "neither" total.	
Positive by BPHL/CDC	551		
Positive by commercial/hospital lab	18,501		
PCR positive	15,144		
Antigen positive	3,908		
Characteristics			
Florida residents hospitalized	58,612		
Florida resident deaths	20,082		
Non-Florida resident deaths	283		
Hospitalized counts include anyone who was hospitalized at some point during their illness. It does not reflect the number of people currently hospitalized.			
More information on deaths identified through death certificate data is available on the National Center for Health Statistics website at www.cdc.gov/nchs/nvss/vsrr/COVID19/index.htm .			

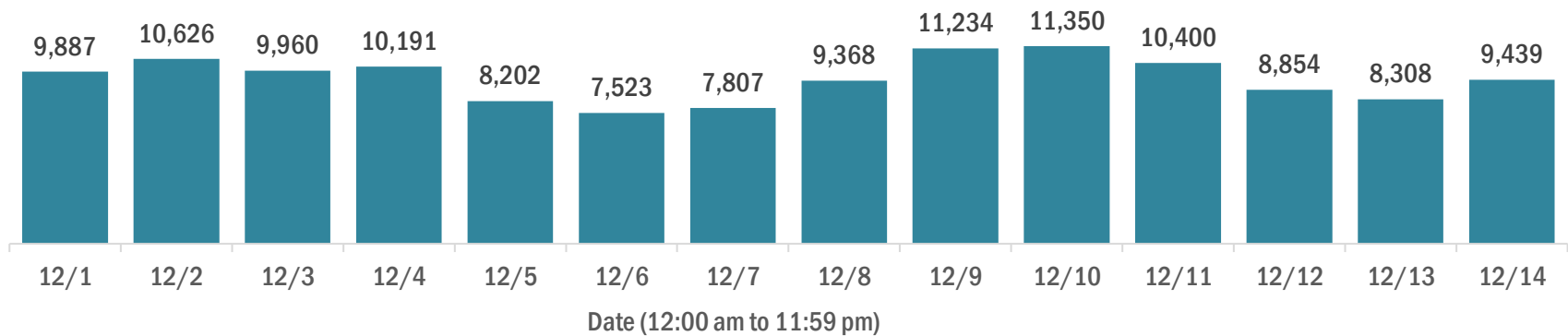
COVID-19: summary of laboratory testing

Data through Dec 14, 2020 verified as of Dec 15, 2020 at 09:25 AM

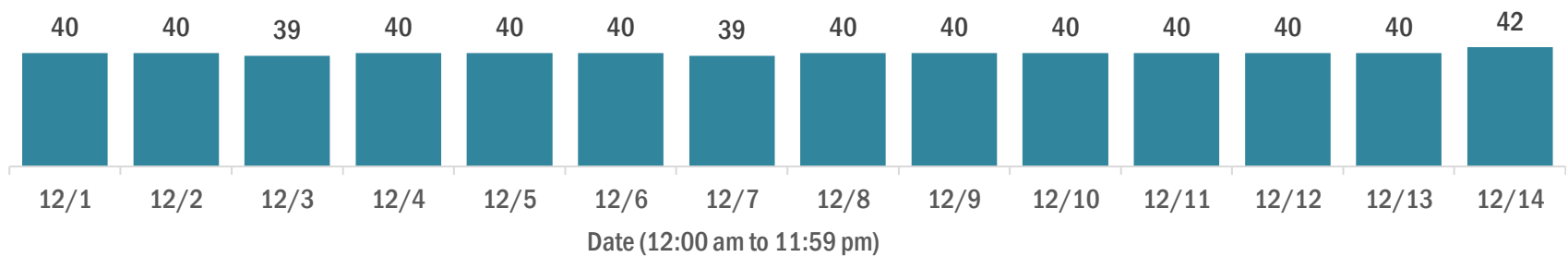
Data in this report are provisional and subject to change.

Cases in Florida residents per day for the past 2 weeks

Number of cases per day



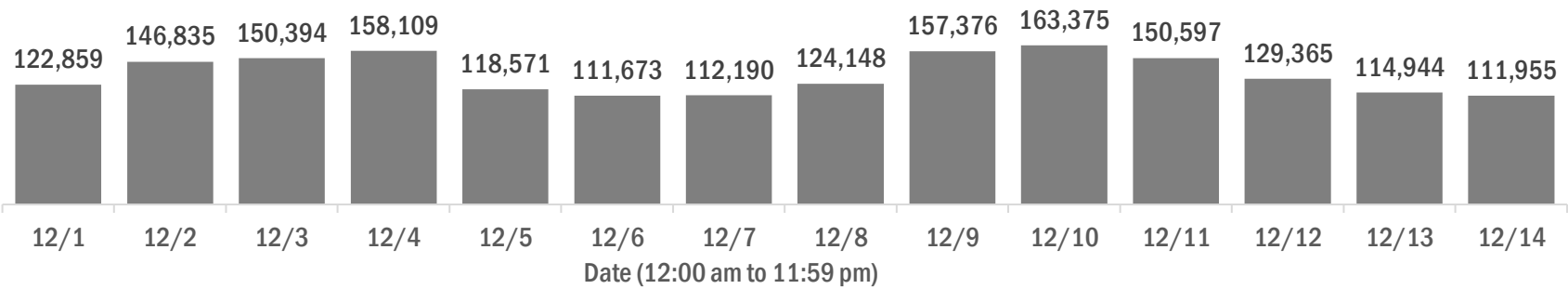
Median age of cases by day



Laboratory testing for Florida residents over the past 2 weeks

Number of Florida residents tested per day

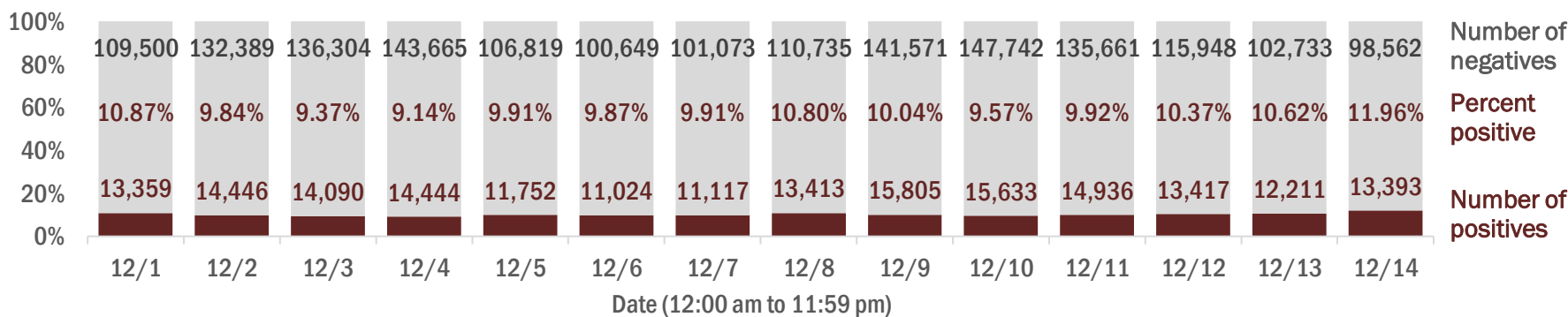
These counts include the number of people for whom the Department received PCR or antigen laboratory results by day. People tested on multiple days will be included for each day a new result was received. A person is only counted once for each day they are tested, regardless of whether multiple specimens are tested or multiple results are received.



Number and percent of Florida residents with positive test results

The percent of positive results ranged from 9.14% to 11.96% over the past 2 weeks and was 11.96% yesterday.

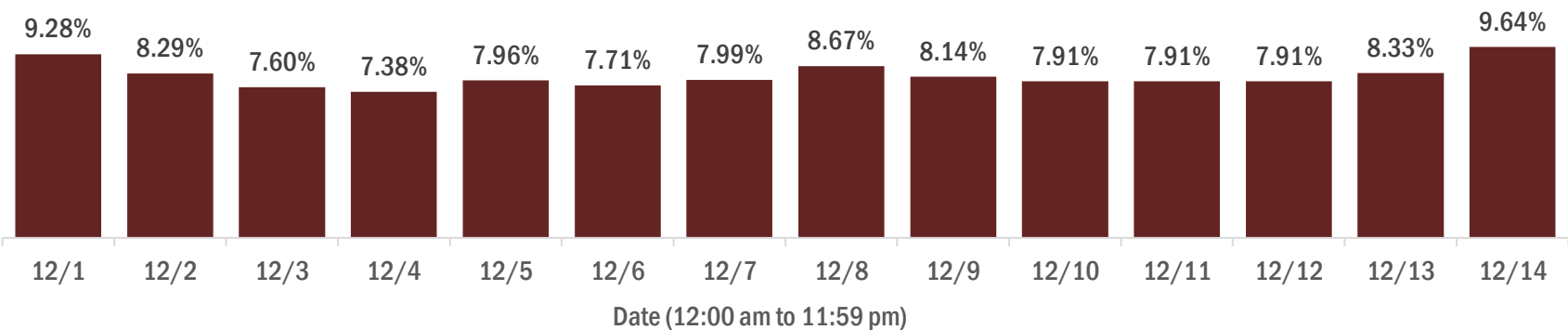
These counts include the number of people for whom the Department received PCR or antigen laboratory results by day. People tested on multiple days will be included for each day a new result was received. A person is only counted once for each day they are tested, regardless of whether multiple specimens are tested or multiple results are received. If a person has a positive specimen and a negative specimen in the same day, only the positive result is counted.



Percent positivity for new cases in Florida residents

The percent of positive results ranged from 7.38% to 9.64% over the past 2 weeks and was 9.64% yesterday.

This percent is the number of people who test PCR- or antigen-positive for the first time divided by all the people tested that day, excluding people who have previously tested positive.



COVID-19: characteristics of 1,124,742 Florida resident cases

Data through Dec 14, 2020 verified as of Dec 15, 2020 at 09:25 AM

Data in this report are provisional and subject to change.

Age group	Cases		Hospitalizations		Deaths	
0-4 years	19,849	2%	394	1%	0	0%
5-14 years	57,139	5%	356	1%	5	0%
15-24 years	179,706	16%	1,559	3%	33	0%
25-34 years	204,129	18%	3,176	5%	117	1%
35-44 years	176,505	16%	4,770	8%	333	2%
45-54 years	173,198	15%	7,163	12%	787	4%
55-64 years	146,503	13%	10,218	17%	2,216	11%
65-74 years	90,075	8%	11,824	20%	4,277	21%
75-84 years	50,582	4%	11,359	19%	5,966	30%
85+ years	25,962	2%	7,788	13%	6,348	32%
Unknown	1,094	0%	5	0%	0	0%
Total	1,124,742		58,612		20,082	

Gender	Cases	
Female	580,973	52%
Male	536,484	48%
Unknown	7,285	1%
Total	1,124,742	

Ethnicity	Cases		Hospitalizations		Deaths	
Hispanic	350,373	31%	15,893	27%	4,927	25%
Non-Hispanic	513,298	46%	39,648	68%	13,742	68%
Unknown	261,071	23%	3,071	5%	1,413	7%
Total	1,124,742		58,612		20,082	

Race and ethnicity	Cases		Hospitalizations		Deaths	
White	584,058	52%	36,968	63%	14,262	71%
Hispanic	231,917	21%	11,166	19%	3,918	20%
Non-Hispanic	312,767	28%	24,586	42%	9,666	48%
Unknown	39,374	4%	1,216	2%	678	3%
Black	153,112	14%	12,877	22%	3,578	18%
Hispanic	8,304	1%	539	1%	135	1%
Non-Hispanic	132,658	12%	12,044	21%	3,305	16%
Unknown	12,150	1%	294	1%	138	1%
Other race	155,896	14%	6,927	12%	1,589	8%
Hispanic	80,479	7%	3,798	6%	742	4%
Non-Hispanic	53,741	5%	2,819	5%	711	4%
Unknown	21,676	2%	310	1%	136	1%
Unknown race	231,676	21%	1,840	3%	653	3%
Hispanic	29,673	3%	390	1%	132	1%
Non-Hispanic	14,132	1%	199	0%	60	0%
Unknown	187,871	17%	1,251	2%	461	2%
Total	1,124,742		58,612		20,082	

Hospitalization counts include anyone who was hospitalized at some point during their illness. It does not reflect the number of people currently hospitalized. **Other race** includes any person with a race of American Indian/Alaskan native, Asian, native Hawaiian/Pacific Islander, or other.

COVID-19: deaths in Florida residents and staff of long-term care facilities

Data through Dec 14, 2020 verified as of Dec 15, 2020 at 09:25 AM

Data in this report are provisional and subject to change.

For current cases in residents or staff of long-term care facilities, please visit: <https://floridahealthcovid19.gov/>

County	Deaths		County	Deaths		County	Deaths	
Dade	882	<div></div> 11%	Okaloosa	102	<div></div> 1%	Gadsden	12	<div></div> 0%
Palm Beach	787	<div></div> 10%	Osceola	101	<div></div> 1%	Washington	12	<div></div> 0%
Pinellas	641	<div></div> 8%	Charlotte	96	<div></div> 1%	Gilchrist	11	<div></div> 0%
Broward	493	<div></div> 6%	Citrus	95	<div></div> 1%	Baker	9	<div></div> 0%
Hillsborough	429	<div></div> 6%	Clay	75	<div></div> 1%	Jefferson	8	<div></div> 0%
Polk	352	<div></div> 5%	Indian River	75	<div></div> 1%	Lafayette	8	<div></div> 0%
Lee	282	<div></div> 4%	Jackson	72	<div></div> 1%	Calhoun	7	<div></div> 0%
Brevard	277	<div></div> 4%	Leon	60	<div></div> 1%	Gulf	7	<div></div> 0%
Duval	266	<div></div> 3%	Suwannee	55	<div></div> 1%	Desoto	5	<div></div> 0%
Sarasota	256	<div></div> 3%	St. Johns	52	<div></div> 1%	Levy	4	<div></div> 0%
Orange	239	<div></div> 3%	Highlands	49	<div></div> 1%	Bradford	3	<div></div> 0%
Volusia	191	<div></div> 2%	Bay	43	<div></div> 1%	Flagler	3	<div></div> 0%
St. Lucie	187	<div></div> 2%	Alachua	36	<div></div> 0%	Holmes	3	<div></div> 0%
Marion	180	<div></div> 2%	Columbia	36	<div></div> 0%	Monroe	3	<div></div> 0%
Seminole	180	<div></div> 2%	Sumter	31	<div></div> 0%	Taylor	3	<div></div> 0%
Escambia	155	<div></div> 2%	Nassau	28	<div></div> 0%	Hardee	2	<div></div> 0%
Manatee	150	<div></div> 2%	Santa Rosa	23	<div></div> 0%	Dixie	1	<div></div> 0%
Collier	136	<div></div> 2%	Hendry	20	<div></div> 0%	Liberty	1	<div></div> 0%
Pasco	125	<div></div> 2%	Putnam	20	<div></div> 0%			
Martin	117	<div></div> 2%	Madison	18	<div></div> 0%	Total	7,765	
Hernando	112	<div></div> 1%	Walton	17	<div></div> 0%			
Lake	106	<div></div> 1%	Okeechobee	16	<div></div> 0%			

Note: cases are summarized by the county of usual residence. Residents and staff may be cases associated with facilities that are not in their county of usual residence, resulting in cases being included below for counties that do not have facilities with known cases.

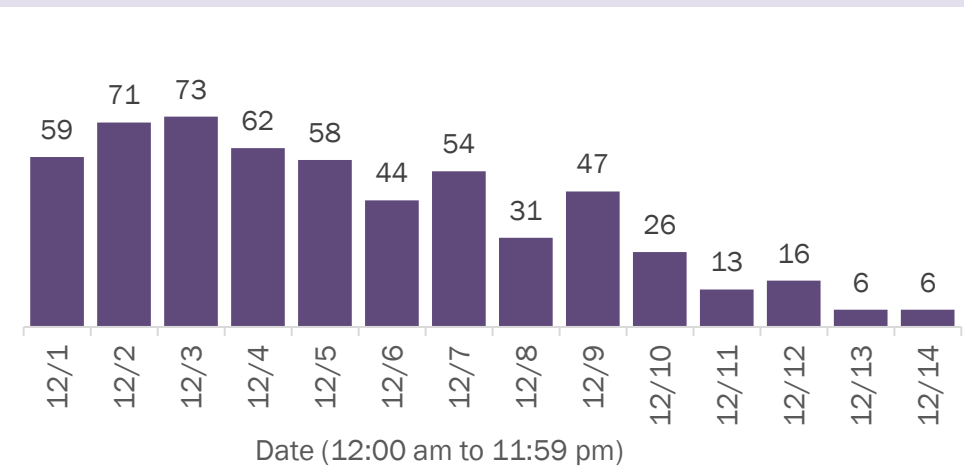
COVID-19: cases in Florida residents who have died

Data through Dec 14, 2020 verified as of Dec 15, 2020 at 09:25 AM

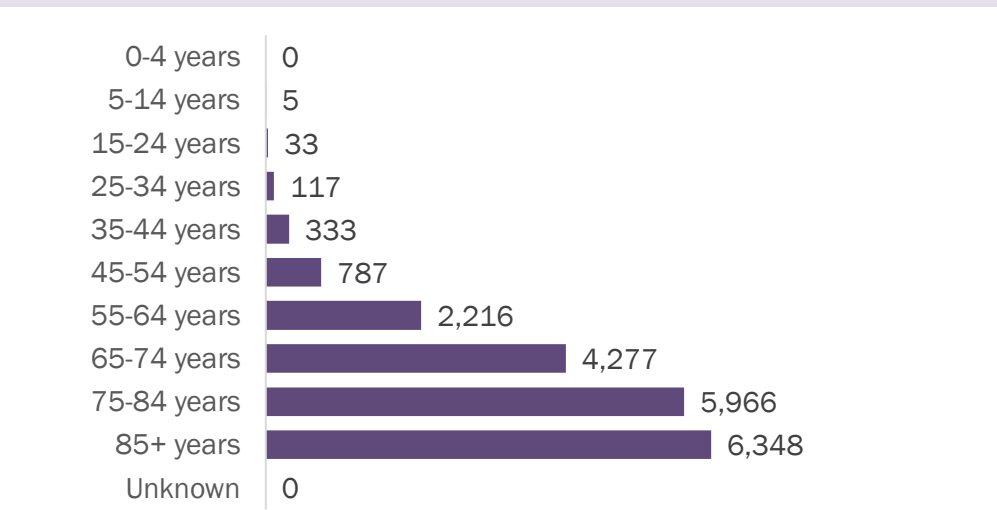
Data in this report are provisional and subject to change.

Demographics for all identified COVID-19 deaths: 20,082

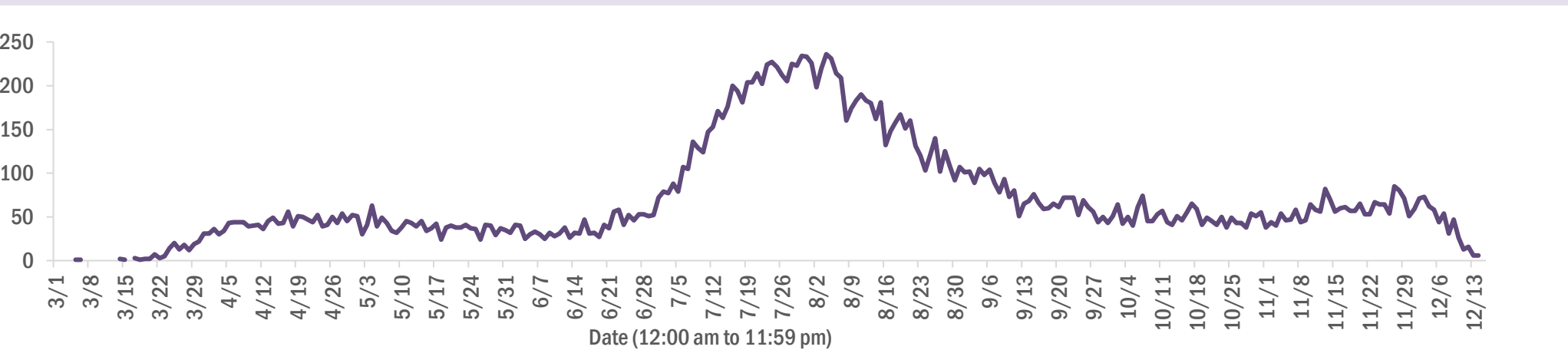
Deaths by date of death for the past 2 weeks



Deaths by age group



Deaths by date of death since March 2020



Age group	Deaths	Cases	Case fatality rate	Mortality rate per 100,000 population
0-4 years	0	19,849	0.0%	0.0
5-14 years	5	57,139	0.0%	0.2
15-24 years	33	179,706	0.0%	1.3
25-34 years	117	204,129	0.1%	4.1
35-44 years	333	176,505	0.2%	12.8
45-54 years	787	173,198	0.5%	28.2
55-64 years	2,216	146,503	1.5%	76.6
65-74 years	4,277	90,075	4.7%	176.2
75-84 years	5,966	50,582	11.8%	424.9
85+ years	6,348	25,962	24.5%	1099.2
Unknown	0	1,094	0.0%	
Total	20,082	1,124,742	1.8%	93.0

Gender	Deaths	Cases	Case fatality rate	Mortality rate per 100,000 population
Male	11,211	536,484	2.1%	106.2
Female	8,868	580,973	1.5%	80.3
Unknown	3	7,285	0.0%	
Total	20,082	1,124,742	1.8%	93.0

Race	Deaths	Cases	Case fatality rate	Mortality rate per 100,000 population
White	14,262	584,058	2.4%	85.4
Black	3,578	153,112	2.3%	97.8
Other	1,589	155,896	1.0%	127.7
Unknown	653	231,676	0.3%	
Total	20,082	1,124,742	1.8%	93.0

Ethnicity	Deaths	Cases	Case fatality rate	Mortality rate per 100,000 population
Hispanic	4,927	350,373	1.4%	86.8
Non-Hispanic	13,742	513,298	2.7%	86.3
Unknown	1,413	261,071	0.5%	
Total	20,082	1,124,742	1.8%	93.0

COVID-19: characteristics of 1,143,794 cases

Data through Dec 14, 2020 verified as of Dec 15, 2020 at 09:25 AM

Data in this report are provisional and subject to change.

Tables below include cases in Florida residents and non-Florida residents.

All 67 Florida counties have cases:

County	FL resident cases		Non-FL resident cases	Total cases	FL resident deaths	FL death rate
Dade	259,478	<div></div> 23%	2,820	262,298	4,005	1.5%
Broward	120,238	<div></div> 11%	1,274	121,512	1,750	1.5%
Palm Beach	72,597	<div></div> 6%	945	73,542	1,785	2.5%
Hillsborough	65,991	<div></div> 6%	557	66,548	996	1.5%
Orange	64,792	<div></div> 6%	459	65,251	681	1.1%
Duval	50,267	<div></div> 4%	845	51,112	685	1.4%
Pinellas	37,675	<div></div> 3%	782	38,457	957	2.5%
Lee	34,222	<div></div> 3%	809	35,031	622	1.8%
Polk	31,471	<div></div> 3%	197	31,668	730	2.3%
Osceola	21,538	<div></div> 2%	295	21,833	271	1.3%
Collier	19,675	<div></div> 2%	476	20,151	310	1.6%
Manatee	18,945	<div></div> 2%	267	19,212	398	2.1%
Escambia	16,911	<div></div> 2%	2,087	18,998	336	2.0%
Volusia	18,632	<div></div> 2%	229	18,861	396	2.1%
Pasco	18,011	<div></div> 2%	179	18,190	326	1.8%
Brevard	17,914	<div></div> 2%	167	18,081	484	2.7%
Leon	16,581	<div></div> 1%	495	17,076	167	1.0%
Sarasota	15,560	<div></div> 1%	471	16,031	445	2.9%
Seminole	15,486	<div></div> 1%	102	15,588	299	1.9%
Marion	15,023	<div></div> 1%	55	15,078	428	2.8%
Alachua	14,086	<div></div> 1%	139	14,225	108	0.8%
Lake	12,443	<div></div> 1%	128	12,571	275	2.2%
St. Lucie	12,156	<div></div> 1%	51	12,207	380	3.1%
Okaloosa	10,734	<div></div> 1%	119	10,853	185	1.7%
St. Johns	10,377	<div></div> 1%	165	10,542	106	1.0%
Bay	9,549	<div></div> 1%	382	9,931	186	1.9%
Clay	9,309	<div></div> 1%	19	9,328	169	1.8%
Santa Rosa	8,888	<div></div> 1%	113	9,001	113	1.3%
Martin	6,824	<div></div> 1%	85	6,909	188	2.8%
Charlotte	6,046	<div></div> 1%	58	6,104	212	3.5%
Hernando	6,063	<div></div> 1%	34	6,097	248	4.1%
Citrus	5,613	<div></div> 0%	33	5,646	223	4.0%
Indian River	5,552	<div></div> 0%	54	5,606	148	2.7%
Columbia	5,191	<div></div> 0%	20	5,211	106	2.0%
Highlands	4,333	<div></div> 0%	35	4,368	185	4.3%

County	FL resident cases		Non-FL resident cases	Total cases	FL resident deaths	FL death rate
Walton	3,854	<div></div> 0%	394	4,248	40	1.0%
Jackson	4,112	<div></div> 0%	54	4,166	107	2.6%
Sumter	4,044	<div></div> 0%	23	4,067	107	2.6%
Monroe	3,732	<div></div> 0%	136	3,868	28	0.8%
Nassau	3,507	<div></div> 0%	286	3,793	63	1.8%
Suwannee	3,523	<div></div> 0%	25	3,548	94	2.7%
Gadsden	3,534	<div></div> 0%	12	3,546	58	1.6%
Putnam	3,256	<div></div> 0%	8	3,264	62	1.9%
Unknown	214	<div></div> 0%	2,937	3,151	0	0.0%
Flagler	3,076	<div></div> 0%	30	3,106	46	1.5%
Hendry	2,852	<div></div> 0%	14	2,866	46	1.6%
Desoto	2,618	<div></div> 0%	10	2,628	46	1.8%
Baker	2,201	<div></div> 0%	10	2,211	36	1.6%
Okeechobee	2,185	<div></div> 0%	14	2,199	49	2.2%
Hardee	1,886	<div></div> 0%	8	1,894	20	1.1%
Wakulla	1,807	<div></div> 0%	9	1,816	21	1.2%
Taylor	1,765	<div></div> 0%	4	1,769	23	1.3%
Washington	1,662	<div></div> 0%	16	1,678	29	1.7%
Bradford	1,611	<div></div> 0%	6	1,617	22	1.4%
Levy	1,595	<div></div> 0%	7	1,602	18	1.1%
Madison	1,400	<div></div> 0%	18	1,418	30	2.1%
Lafayette	1,390	<div></div> 0%	0	1,390	20	1.4%
Holmes	1,317	<div></div> 0%	22	1,339	19	1.4%
Union	1,325	<div></div> 0%	0	1,325	63	4.8%
Gulf	1,136	<div></div> 0%	15	1,151	24	2.1%
Hamilton	1,053	<div></div> 0%	10	1,063	12	1.1%
Calhoun	1,005	<div></div> 0%	2	1,007	24	2.4%
Dixie	1,001	<div></div> 0%	4	1,005	11	1.1%
Gilchrist	868	<div></div> 0%	0	868	20	2.3%
Franklin	837	<div></div> 0%	13	850	4	0.5%
Jefferson	831	<div></div> 0%	17	848	12	1.4%
Glades	720	<div></div> 0%	1	721	11	1.5%
Liberty	654	<div></div> 0%	1	655	14	2.1%
Total	1,124,742		19,052	1,143,794	20,082	1.8%

COVID-19: characteristics of 1,124,742 Florida resident cases

Data through Dec 14, 2020 verified as of Dec 15, 2020 at 09:25 AM

Data in this report are provisional and subject to change.

The table below includes the cities and counties of residence for cases in Florida residents based on the patient's ZIP Code. Note that city is not always received as part of the initial notification and may be missing while the case is being investigated.

City and county	Cases
Miami, Dade	150,565
Orlando, Orange	48,702
Jacksonville, Duval	47,049
Tampa, Hillsborough	39,475
Hialeah, Dade	35,705
Fort Lauderdale, Broward	27,434
Hollywood, Broward	23,311
West Palm Beach, Palm Beach	17,886
Kissimmee, Osceola	16,590
Naples, Collier	16,108
Tallahassee, Leon	15,696
Homestead, Dade	15,253
Saint Petersburg, Pinellas	14,501
Pensacola, Escambia	13,855
Fort Myers, Lee	13,722
Pompano Beach, Broward	12,758
Bradenton, Manatee	12,575
Boca Raton, Palm Beach	12,355
Gainesville, Alachua	11,593
Ocala, Marion	11,508
Lakeland, Polk	10,892
Sarasota, Sarasota	9,896
Lake Worth, Palm Beach	9,194
Cape Coral, Lee	8,440
Port Saint Lucie, St. Lucie	7,906
Miramar, Broward	7,754
Clearwater, Pinellas	7,379
Miami Beach, Dade	7,058
Miami Gardens, Dade	6,907
Boynton Beach, Palm Beach	6,827
Coral Springs, Broward	6,225
Panama City, Bay	6,141
Saint Augustine, St. Johns	5,652
Melbourne, Brevard	5,547
Winter Haven, Polk	5,499
Doral, Dade	5,479
Lehigh Acres, Lee	5,479
Delray Beach, Palm Beach	5,311
Davie, Broward	4,917
Lake City, Columbia	4,816
Coral Gables, Dade	4,575
Riverview, Hillsborough	4,575
Milton, Santa Rosa	4,569
Sunrise, Broward	4,560
Vero Beach, Indian River	4,252
Fort Pierce, St. Lucie	4,177
Saint Cloud, Osceola	4,147
Daytona Beach, Volusia	4,123
Largo, Pinellas	4,003
Palm Bay, Brevard	3,942
New Port Richey, Pasco	3,932
Orange Park, Clay	3,856
Brandon, Hillsborough	3,855
Plantation, Broward	3,847
North Miami Beach, Dade	3,789
Apopka, Orange	3,788
Plant City, Hillsborough	3,725
Weston, Broward	3,622
Deerfield Beach, Broward	3,548

COVID-19: characteristics of 1,124,742 Florida resident cases

Data through Dec 14, 2020 verified as of Dec 15, 2020 at 09:25 AM

Data in this report are provisional and subject to change.

The table below includes the cities and counties of residence for cases in Florida residents based on the patient's ZIP Code. Note that city is not always received as part of the initial notification and may be missing while the case is being investigated.

City and county	Cases
Spring Hill, Hernando	3,512
Jupiter, Palm Beach	3,495
Miami Lakes, Dade	3,483
Sanford, Seminole	3,382
Clermont, Lake	3,338
Stuart, Martin	3,313
Fort Walton Beach, Okaloosa	3,206
Deltona, Volusia	3,161
Port Charlotte, Charlotte	3,087
Tamarac, Broward	3,074
Davenport, Polk	3,033
Winter Garden, Orange	2,914
Live Oak, Suwannee	2,877
Opa Locka, Dade	2,821
Crestview, Okaloosa	2,770
Palm Beach Gardens, Palm Beach	2,763
Cutler Ridge, Dade	2,734
Palmetto, Manatee	2,731
Deland, Volusia	2,690
Immokalee, Collier	2,666
Land O Lakes, Pasco	2,655
Wesley Chapel, Pasco	2,644
Coconut Creek, Broward	2,620
Margate, Broward	2,614
Winter Park, Orange	2,555
Palm Coast, Flagler	2,552
Arcadia, Desoto	2,551
Oviedo, Seminole	2,540
Palm Harbor, Pinellas	2,468
Wellington, Palm Beach	2,456
Altamonte Springs, Seminole	2,377
Hallandale, Broward	2,374
Venice, Sarasota	2,299
Sebring, Highlands	2,266
Haines City, Polk	2,252
Brooksville, Hernando	2,215
North Port, Sarasota	2,197
Okeechobee, Okeechobee	2,178
Punta Gorda, Charlotte	2,174
Middleburg, Clay	2,173
Lutz, Hillsborough	2,168
Bonita Springs, Lee	2,142
Key West, Monroe	2,112
Lake Worth Beach, Palm Beach	2,092
Ocoee, Orange	2,091
Pembroke Pines, Broward	2,057
Leesburg, Lake	1,995
Valrico, Hillsborough	1,994
North Lauderdale, Broward	1,994
Seminole, Pinellas	1,990
North Miami, Dade	1,963
Zephyrhills, Pasco	1,939
Port Orange, Volusia	1,910
Ruskin, Hillsborough	1,889
Pinellas Park, Pinellas	1,863
Quincy, Gadsden	1,805
Saint Johns, St. Johns	1,792
Longwood, Seminole	1,788
Jacksonville Beach, Duval	1,760

COVID-19: characteristics of 1,124,742 Florida resident cases

Data through Dec 14, 2020 verified as of Dec 15, 2020 at 09:25 AM

Data in this report are provisional and subject to change.

The table below includes the cities and counties of residence for cases in Florida residents based on the patient's ZIP Code. Note that city is not always received as part of the initial notification and may be missing while the case is being investigated.

City and county	Cases
Windermere, Orange	1,756
Ormond Beach, Volusia	1,738
Oakland Park, Broward	1,678
Navarre, Santa Rosa	1,663
Niceville, Okaloosa	1,661
Perry, Taylor	1,658
Crawfordville, Wakulla	1,639
Casselberry, Seminole	1,639
Dade City, Pasco	1,636
Cocoa, Brevard	1,609
Green Cove Springs, Clay	1,568
Clewiston, Hendry	1,566
Gulf Breeze, Santa Rosa	1,551
Cantonment, Escambia	1,549
Bartow, Polk	1,544
Marianna, Jackson	1,531
Palatka, Putnam	1,524
Royal Palm Beach, Palm Beach	1,509
The Villages, Sumter	1,502
Hudson, Pasco	1,501
Kissimmee, Polk	1,493
North Fort Myers, Lee	1,455
Port Richey, Pasco	1,416
Defuniak Springs, Walton	1,401
Inverness, Citrus	1,399
Panama City Beach, Bay	1,396
Lake Mary, Seminole	1,395
Crossings, Dade	1,385
Auburndale, Polk	1,382
Coconut Grove, Dade	1,375
Mayo, Lafayette	1,373
Ponte Vedra Beach, St. Johns	1,356
Lynn Haven, Bay	1,353
Wimauma, Hillsborough	1,352
Aventura, Dade	1,348
Tarpon Springs, Pinellas	1,335
Missing, Dade	1,335
Chipley, Washington	1,330
Fernandina Beach, Nassau	1,320
Carol City, Dade	1,316
Titusville, Brevard	1,310
Lake Wales, Polk	1,283
Santa Rosa Beach, Walton	1,268
Starke, Bradford	1,266
Belle Glade, Palm Beach	1,264
Winter Springs, Seminole	1,246
New Smyrna Beach, Volusia	1,236
Merritt Island, Brevard	1,227
Labelle, Hendry	1,201
Cooper City, Broward	1,193
Loxahatchee, Palm Beach	1,184
Estero, Lee	1,176
Fleming Island, Clay	1,173
Sarasota, Manatee	1,156
Key Biscayne, Dade	1,140
Avon Park, Highlands	1,137
Dunedin, Pinellas	1,137
Destin, Okaloosa	1,135
Parkland, Broward	1,126

COVID-19: characteristics of 1,124,742 Florida resident cases

Data through Dec 14, 2020 verified as of Dec 15, 2020 at 09:25 AM

Data in this report are provisional and subject to change.

The table below includes the cities and counties of residence for cases in Florida residents based on the patient's ZIP Code. Note that city is not always received as part of the initial notification and may be missing while the case is being investigated.

City and county	Cases
Biscayne Park, Dade	1,118
Wauchula, Hardee	1,098
Holiday, Pasco	1,072
Parrish, Manatee	1,072
Palm City, Martin	1,062
Mulberry, Polk	1,044
Indiantown, Martin	1,036
Eustis, Lake	1,030
Rockledge, Brevard	1,018
Seffner, Hillsborough	1,013
Tavares, Lake	1,005
Riviera Beach, Palm Beach	1,002
Bonifay, Holmes	985
Graceville, Jackson	983
Century, Escambia	980
Odessa, Hillsborough	980
Madison, Madison	977
Mount Dora, Lake	976
Lake Butler, Union	974
Florida City, Dade	959
Macclenny, Baker	958
Crystal River, Citrus	916
El Portal, Dade	903
Orange City, Volusia	894
Groveland, Lake	883
Everglades National Park, Dade	869
Lake Placid, Highlands	866
Dania, Broward	848
Maitland, Orange	845
Dover, Hillsborough	808
Lithia, Hillsborough	806
Homosassa, Citrus	802
Pinecrest, Dade	798
Gibsonton, Hillsborough	798
Sanderson, Baker	796
Yulee, Nassau	791
Atlantic Beach, Duval	783
Monticello, Jefferson	765
Summerfield, Marion	765
Ponte Vedra, St. Johns	754
Hobe Sound, Martin	753
Jasper, Hamilton	731
Coleman, Sumter	728
Palm Springs, Palm Beach	713
Pace, Santa Rosa	707
Callahan, Nassau	706
Uleta, Dade	704
Olympia Heights, Dade	704
Oldsmar, Pinellas	702
Sebastian, Indian River	699
Lantana, Palm Beach	698
Alachua, Alachua	692
Blountstown, Calhoun	682
Moore Haven, Glades	677
Coral, Dade	676
Sun City Center, Hillsborough	675
Lecanto, Citrus	674
Apollo Beach, Hillsborough	670
South Miami, Dade	667

COVID-19: characteristics of 1,124,742 Florida resident cases

Data through Dec 14, 2020 verified as of Dec 15, 2020 at 09:25 AM

Data in this report are provisional and subject to change.

The table below includes the cities and counties of residence for cases in Florida residents based on the patient's ZIP Code. Note that city is not always received as part of the initial notification and may be missing while the case is being investigated.

City and county	Cases
North Palm Beach, Palm Beach	661
Havana, Gadsden	657
Debary, Volusia	651
Lady Lake, Lake	649
Wewahitchka, Gulf	638
Edgewater, Volusia	626
Dunnellon, Marion	617
Trenton, Gilchrist	612
Palmetto Bay, Dade	612
Newberry, Alachua	606
Belleview, Marion	592
Frostproof, Polk	589
Ellenton, Manatee	588
Fisher Island, Dade	587
Chattahoochee, Gadsden	587
Cross City, Dixie	581
Wildwood, Sumter	576
South Bay, Palm Beach	575
Williston, Levy	564
Pahokee, Palm Beach	560
Jensen Beach, Martin	560
Satellite Beach, Brevard	555
Lauderhill, Broward	553
Fellsmere, Indian River	550
Freeport, Walton	545
Beverly Hills, Citrus	544
Bristol, Liberty	542
Wilton Manors, Broward	542
Safety Harbor, Pinellas	539
Lauderdale Lakes, Broward	529
Nokomis, Sarasota	524
Polk City, Polk	515
Mary Esther, Okaloosa	515
Key Largo, Monroe	511
Hilliard, Nassau	510
Crescent City, Putnam	502
Hernando, Citrus	490
Bowling Green, Hardee	490
Marco Island, Collier	488
Port Saint Joe, Gulf	484
Shalimar, Okaloosa	484
Keystone Heights, Clay	484
Bushnell, Sumter	478
Dunnellon, Citrus	477
Fort Meade, Polk	449
Carrabelle, Franklin	446
Glen Saint Mary, Baker	444
Medley, Dade	442
Sweetwater, Dade	427
Englewood, Charlotte	426
Chiefland, Levy	419
Miramar Beach, Walton	404
Southwest Ranches, Broward	402
Marathon, Monroe	399
Indialantic, Brevard	397
Old Town, Dixie	389
Sneads, Jackson	388
Thonotosassa, Hillsborough	385
Cocoa Beach, Brevard	382

COVID-19: characteristics of 1,124,742 Florida resident cases

Data through Dec 14, 2020 verified as of Dec 15, 2020 at 09:25 AM

Data in this report are provisional and subject to change.

The table below includes the cities and counties of residence for cases in Florida residents based on the patient's ZIP Code. Note that city is not always received as part of the initial notification and may be missing while the case is being investigated.

City and county	Cases
Jacksonville, St. Johns	376
Spring Hill, Pasco	374
Florida State University, Leon	374
Bronson, Levy	369
Neptune Beach, Duval	369
Centerville, Leon	368
Lake Alfred, Polk	363
Fort Myers Beach, Lee	353
Englewood, Sarasota	352
High Springs, Alachua	344
Belle Isle, Orange	341
Minneola, Lake	338
Sorrento, Lake	333
Fort White, Columbia	332
Interlachen, Putnam	323
Baker, Okaloosa	322
Trinity, Pasco	322
Cottdale, Jackson	321
Raiford, Union	321
West Melbourne, Brevard	317
Clearwater Beach, Pinellas	317
Fruitland Park, Lake	314
Palm Beach, Palm Beach	305
Oakland, Orange	299
Mascotte, Lake	292
Malone, Jackson	288
Gulfport, Pinellas	279
Umatilla, Lake	275
Lehigh, Lee	272
Zolfo Springs, Hardee	271
Bunnell, Flagler	271
Midway, Gadsden	271
Citra, Marion	265
Weeki Wachee, Hernando	265
Rotunda West, Charlotte	258
Silver Springs, Marion	257
Myakka City, Manatee	255
Hawthorne, Alachua	252
Haverhill, Palm Beach	246
Pierson, Volusia	244
Tavernier, Monroe	240
Winter Park, Seminole	240
South Daytona, Volusia	239
Bell, Gilchrist	238
Youngstown, Bay	238
Jay, Santa Rosa	238
Molino, Escambia	237
De Leon Springs, Volusia	232
Orlando, Osceola	229
Flagler Beach, Flagler	229
Branford, Suwannee	223
Melbourne Beach, Brevard	220
Cape Canaveral, Brevard	219
Altha, Calhoun	218
Alva, Lee	217
Ocklawaha, Marion	216
Oxford, Sumter	215
Lake Park, Palm Beach	215
Lawtey, Bradford	212

COVID-19: characteristics of 1,124,742 Florida resident cases

Data through Dec 14, 2020 verified as of Dec 15, 2020 at 09:25 AM

Data in this report are provisional and subject to change.

The table below includes the cities and counties of residence for cases in Florida residents based on the patient's ZIP Code. Note that city is not always received as part of the initial notification and may be missing while the case is being investigated.

City and county	Cases
Apalachicola, Franklin	212
Surfside, Dade	211
Celebration, Osceola	210
Holly Hill, Volusia	209
Greenville, Madison	208
Osprey, Sarasota	208
Indian Harbour Beach, Brevard	205
Mims, Brevard	203
Archer, Alachua	202
Jennings, Hamilton	201
Ave Maria, Collier	200
Grand Ridge, Jackson	197
Dundee, Polk	196
East Palatka, Putnam	195
Tequesta, Palm Beach	193
Orlando, Seminole	192
Bay Harbor Islands, Dade	187
Greenwood, Jackson	185
Kenneth City, Pinellas	180
Hastings, St. Johns	180
Edgewood, Orange	180
Eagle Lake, Polk	178
Vernon, Washington	175
Bal Harbour, Dade	174
Montverde, Lake	174
Chuluota, Seminole	173
Floral City, Citrus	173
Gotha, Orange	172
O Brien, Suwannee	172
Eastpoint, Franklin	166
Westville, Holmes	162
Gretna, Gadsden	161
Webster, Sumter	160
Melrose, Putnam	159
West Miami, Dade	159
Orlando, Dade	157
Satsuma, Putnam	156
South Pasadena, Pinellas	156
San Antonio, Pasco	155
Indian Rocks Beach, Pinellas	150
Elkton, St. Johns	149
Valparaiso, Okaloosa	147
Lee, Madison	146
Malabar, Brevard	142
Eglin Air Force Base, Okaloosa	140
Laurel Hill, Okaloosa	139
Ponce De Leon, Holmes	139
Southport, Bay	139
Grand Island, Lake	138
Clair-Mel City, Hillsborough	137
Apopka, Seminole	136
Bryceville, Nassau	136
University Of Miami, Dade	134
Lake Panasoffkee, Sumter	134
Azalea Park, Orange	133
Orlando, Polk	132
Missing, Lee	131
Reddick, Marion	131
Fort Mccoy, Marion	127

COVID-19: characteristics of 1,124,742 Florida resident cases

Data through Dec 14, 2020 verified as of Dec 15, 2020 at 09:25 AM

Data in this report are provisional and subject to change.

The table below includes the cities and counties of residence for cases in Florida residents based on the patient's ZIP Code. Note that city is not always received as part of the initial notification and may be missing while the case is being investigated.

City and county	Cases
Inlet Beach, Walton	127
Geneva, Seminole	126
Wellborn, Suwannee	124
Missing, Orange	122
Hiawassee, Orange	121
Lakewood Ranch, Manatee	121
Sebastian, Brevard	120
White Springs, Hamilton	120
Alford, Jackson	118
Alafaya, Orange	117
Belleair, Pinellas	117
Mcdavid, Escambia	117
Orlando, Broward	115
Summerland Key, Monroe	115
Missing, Brevard	114
Sanibel, Lee	113
Morriston, Levy	111
Juno Beach, Palm Beach	110
Anthony, Marion	109
Hallandale Beach, Broward	108
Missing, Santa Rosa	108
Fountain, Bay	107
Missing, Marion	104
Orlando, Volusia	103
Weirsdale, Marion	103
Matlacha, Lee	103
Lockhart, Orange	102
Zellwood, Orange	102
Missing, Volusia	102
Orlando, Hillsborough	101
Mcalpin, Suwannee	101
Holmes Beach, Manatee	100
Kindred, Osceola	100
Greenacres, Palm Beach	99
Longboat Key, Manatee	98
Hosford, Liberty	98
Howey-In-The-Hills, Lake	97
Islamorada, Monroe	97
South Fort Myers, Lee	97
Bay Lake, Orange	96
Pomona Park, Putnam	95
Micanopy, Alachua	95
Babson Park, Polk	94
Madeira Beach, Pinellas	93
Fern Park, Seminole	92
Saint James City, Lee	91
Astatula, Lake	91
Poinciana, Polk	91
Center Hill, Sumter	90
Lauderdale By The Sea, Broward	87
University Of Fl, Alachua	86
Carrollwood, Hillsborough	86
Odessa, Pasco	85
Bokeelia, Lee	84
Cloud Lake, Palm Beach	84
Viera, Brevard	84
Sopchoppy, Wakulla	83
Steinhatchee, Taylor	83
Holt, Okaloosa	83

COVID-19: characteristics of 1,124,742 Florida resident cases

Data through Dec 14, 2020 verified as of Dec 15, 2020 at 09:25 AM

Data in this report are provisional and subject to change.

The table below includes the cities and counties of residence for cases in Florida residents based on the patient's ZIP Code. Note that city is not always received as part of the initial notification and may be missing while the case is being investigated.

City and county	Cases
Mangonia Park, Palm Beach	82
Atlantis, Palm Beach	82
Caryville, Washington	82
Lake Helen, Volusia	81
Missing, Palm Beach	81
Big Pine Key, Monroe	80
Temple Terrace, Hillsborough	80
Grant-Valkaria, Brevard	79
Oak Hill, Volusia	78
Seville, Volusia	76
The Villages, Lake	76
Sumterville, Sumter	74
F M, Lee	72
Maitland, Seminole	72
Orlando, Palm Beach	72
Orlando, Lake	71
Hypoluxo, Palm Beach	71
Avon Park, Polk	70
Citrus Springs, Citrus	69
Osteen, Volusia	69
Cutler Bay, Dade	69
Missing, Collier	67
Clarksville, Calhoun	66
Missing, Duval	66
Panacea, Wakulla	66
Lady Lake, Sumter	65
Golden Beach, Dade	65
Buena Ventura Lakes, Osceola	65
University Of Central Florida, Orange	64
Altoona, Lake	64
Placida, Charlotte	64
Lake Hamilton, Polk	64
Belleair Beach, Pinellas	62
Air Mail Facility, Dade	62
Waldo, Alachua	62
Stock Island, Monroe	61
Hollister, Putnam	61
Lutz, Pasco	61
San Mateo, Putnam	61
Lamont, Jefferson	60
Dinsmore, Duval	60
Brooker, Bradford	60
Christmas, Orange	59
University Of South Florida, Hillsborough	59
Palma Ceia, Hillsborough	58
The Villages, Marion	58
Bonita Beach, Lee	57
Missing, Broward	57
Ochopee, Collier	57
Astor, Lake	57
Baldwin, Duval	56
Missing, Pasco	56
Inglis, Levy	56
Eatonville, Orange	56
Ponce Inlet, Volusia	56
Hurlburt Field, Okaloosa	56
Kendall, Dade	55
Missing, Pinellas	55
Paisley, Lake	55

COVID-19: characteristics of 1,124,742 Florida resident cases

Data through Dec 14, 2020 verified as of Dec 15, 2020 at 09:25 AM

Data in this report are provisional and subject to change.

The table below includes the cities and counties of residence for cases in Florida residents based on the patient's ZIP Code. Note that city is not always received as part of the initial notification and may be missing while the case is being investigated.

City and county	Cases
Callaway, Bay	53
Barefoot Bay, Brevard	53
Missing, St. Johns	52
Bradenton Beach, Manatee	52
Crystal Beach, Pinellas	52
Pinetta, Madison	51
Lighthouse Point, Broward	51
Greensboro, Gadsden	50
Hampton, Bradford	50
Welaka, Putnam	49
Bascom, Jackson	49
Canal Point, Palm Beach	48
Tierra Verde, Pinellas	48
Orlando, Brevard	48
Harmony, Osceola	47
Princeton, Dade	46
Ocean Ridge, Palm Beach	45
Rocky Point, Hillsborough	45
Florida Gulf Coast Univ, Lee	43
Florahome, Putnam	42
Sunny Isles Beach, Dade	42
Orlando, Pinellas	41
Saint Pete Beach, Pinellas	41
Patrick Air Force Base, Brevard	41
Felda, Hendry	40
Campbellton, Jackson	40
Georgetown, Putnam	39
Missing, Escambia	39
West Park, Broward	39
Fort Denaud, Hendry	39
Destin, Walton	39
University Of Tampa, Hillsborough	39
Fruit Cove, St. Johns	39
Tyndall Air Force Base, Bay	38
Manalapan, Palm Beach	38
Sewalls Point, Martin	38
Palm Beach Shores, Palm Beach	38
Lorida, Highlands	38
Walnut Hill, Escambia	36
Yalaha, Lake	36
Boca Grande, Lee	36
North Venice, Sarasota	35
Orlando, Leon	35
Village Of Wellington, Palm Beach	34
Cinco Bayou, Okaloosa	34
Flemington, Marion	34
Reunion, Osceola	34
Missing, Hernando	33
North Redington Beach, Pinellas	33
Ebro, Washington	32
Barry University, Dade	32
Treasure Island, Pinellas	32
Cedar Key, Levy	31
Missing, Hillsborough	31
Anna Maria, Manatee	30
Bellview, Escambia	30
Kathleen, Polk	30
Lake Suzy, Desoto	30
Saint Leo, Pasco	30

COVID-19: characteristics of 1,124,742 Florida resident cases

Data through Dec 14, 2020 verified as of Dec 15, 2020 at 09:25 AM

Data in this report are provisional and subject to change.

The table below includes the cities and counties of residence for cases in Florida residents based on the patient's ZIP Code. Note that city is not always received as part of the initial notification and may be missing while the case is being investigated.

City and county	Cases
Aloma, Orange	29
Dania Beach, Broward	29
Singer Island, Palm Beach	29
Highland Beach, Palm Beach	29
Cudjoe Key, Monroe	28
Naranja, Dade	28
Eaton Park, Polk	28
Heathrow, Seminole	27
Intercession City, Osceola	27
Bay Pines, Pinellas	26
Florida State, Leon	26
Terra Ceia, Manatee	26
Univ Of FI Student Dorms, Alachua	25
Enterprise, Volusia	25
Missing, Nassau	25
Salt Springs, Marion	25
Ona, Hardee	25
Miami Springs, Dade	25
Waverly, Polk	25
Winter Garden, Lake	25
South Miami Heights, Dade	25
Miami, Unknown	25
Jupiter, Martin	25
Palm Shores, Brevard	24
Micco, Brevard	24
Labelle, Glades	24
Orlando, Pasco	24
Missing, Citrus	24
Gulf Breeze, Escambia	23
South Palm Beach, Palm Beach	23
Kenansville, Osceola	23
Orlando, Duval	23
Hialeah Gardens, Dade	23
University Of Central FI, Orange	22
Town N Country, Hillsborough	22
Florida Dept Of Corrections, Union	22
Kinard, Calhoun	22
Northdale, Hillsborough	22
Miromar Lakes, Lee	22
Santa Fe, Alachua	22
Missing, Lake	22
Nocatee, Desoto	21
Missing, Seminole	21
Highland City, Polk	21
Tioga, Alachua	21
North Bay Village, Dade	21
Bagdad, Santa Rosa	21
Florida A And M University, Leon	21
Missing, Clay	21
Pensacola Beach, Santa Rosa	21
Okahumpka, Lake	21
Miami Shores, Dade	21
Bonita Springs, Collier	21
Penney Farms, Clay	20
Orlando, Marion	20
Fort Lauderdale, Dade	20
Missing, Manatee	20
Pasadena, Pinellas	19
La Crosse, Alachua	19

COVID-19: characteristics of 1,124,742 Florida resident cases

Data through Dec 14, 2020 verified as of Dec 15, 2020 at 09:25 AM

Data in this report are provisional and subject to change.

The table below includes the cities and counties of residence for cases in Florida residents based on the patient's ZIP Code. Note that city is not always received as part of the initial notification and may be missing while the case is being investigated.

City and county	Cases
Tice, Lee	19
University Of Central Florida, Broward	18
Florida International Univ, Dade	18
Tangerine, Orange	18
Ponte Vedra, Duval	18
Babcock Ranch, Lee	18
Balm, Hillsborough	18
Lulu, Columbia	18
Key Colony Beach, Monroe	18
Stetson University, Volusia	18
Missing, Sumter	18
Bayonet Point, Pasco	18
Apopka, Lake	17
Goulds, Dade	17
Sun City, Hillsborough	17
Orlando, Alachua	17
Sydney, Hillsborough	17
Chokoloskee, Collier	17
City Of Westlake, Palm Beach	16
Hawthorne, Putnam	16
West Panama City Beach, Bay	16
Hallandale Beach, Broward	16
Village Of Palmetto Bay, Dade	16
Perdido Key, Escambia	16
Homosassa Springs, Citrus	16
Lacoochee, Pasco	16
Dowling Park, Suwannee	15
New Smyrna, Volusia	15
Maitland, Volusia	15
Missing, Okaloosa	15
Missing, Polk	15
Siesta Key, Sarasota	15
Bonifay, Washington	15
Palmdale, Glades	15
Paxton, Walton	14
Yankeetown, Levy	14
Winter Park, Polk	14
Mexico Beach, Bay	14
Horseshoe Beach, Dixie	14
Little Torch Key, Monroe	14
Missing, Indian River	14
Florence Villa, Polk	14
Candler, Marion	14
Missing, Martin	14
City Of Sunrise, Broward	14
Orlando, Manatee	14
Ocoee, Lake	14
Goodland, Collier	14
Indian Lake Estates, Polk	14
Branford, Lafayette	14
University Of Central Fl, Hillsborough	14
Saint Marks, Wakulla	13
Orlando, Lee	13
Orange Lake, Marion	13
Mcintosh, Marion	13
Venus, Highlands	13
Sugarloaf Key, Monroe	13
Cortez, Manatee	13
Orlando, Flagler	13

COVID-19: characteristics of 1,124,742 Florida resident cases

Data through Dec 14, 2020 verified as of Dec 15, 2020 at 09:25 AM

Data in this report are provisional and subject to change.

The table below includes the cities and counties of residence for cases in Florida residents based on the patient's ZIP Code. Note that city is not always received as part of the initial notification and may be missing while the case is being investigated.

City and county	Cases
Crystal Springs, Pasco	13
Maitland, Polk	13
Green Acres, Palm Beach	13
Bostwick, Putnam	12
Champions Gate, Polk	12
Loughman, Polk	12
Homeland, Polk	12
Missing, St. Lucie	12
Long Key, Monroe	12
Wewahitchka, Calhoun	12
Pembroke Park, Broward	12
Bradley, Polk	12
Mango, Hillsborough	12
Zellwood, Lake	12
Village Wellington, Palm Beach	12
Miami, Broward	12
Maitland, Osceola	12
Earleton, Alachua	12
White Springs, Columbia	12
Wabasso, Indian River	11
Saint Johns, Duval	11
Poinciana, Osceola	11
Hernando Beach, Hernando	11
Eloise, Polk	11
Tallevast, Manatee	11
Mount Dora, Orange	11
Hollywood, Dade	11
Duette, Manatee	11
Plymouth, Orange	11
Caryville, Holmes	11
Fort Ogden, Desoto	11
Unknown, Dade	11
Telogia, Liberty	10
Lake City, Suwannee	10
Bayshore Gardens, Manatee	10
Sparr, Marion	10
Graceville, Holmes	10
Jacksonville, Unknown	10
Buckingham, Lee	10
Parker, Bay	10
Jensen Beach, St. Lucie	10
Leisure City, Dade	10
Florida International University, Dade	10
Greenville, Taylor	10
Gulf Stream, Palm Beach	10
Apopka, Volusia	10
Westchase, Hillsborough	10
Passport, Unknown	10
Rosemary Beach, Walton	10
Gulf Hammock, Levy	9
Bonaventure, Broward	9
Lamont, Madison	9
Steinhatchee, Dixie	9
Union Park, Orange	9
Graham, Bradford	9
Holder, Citrus	9
Durant, Hillsborough	9
Laurel Hill, Walton	9
Perrine, Dade	9

COVID-19: characteristics of 1,124,742 Florida resident cases

Data through Dec 14, 2020 verified as of Dec 15, 2020 at 09:25 AM

Data in this report are provisional and subject to change.

The table below includes the cities and counties of residence for cases in Florida residents based on the patient's ZIP Code. Note that city is not always received as part of the initial notification and may be missing while the case is being investigated.

City and county	Cases
Orlando, Escambia	9
Laud-By-The-Sea, Broward	9
University Park, Manatee	9
Ridge Manor, Pasco	9
Orlando, Okaloosa	9
Trilby, Pasco	9
Cottondale, Washington	9
Everglades City, Collier	9
Palma Sola, Manatee	9
Long Boat Key, Manatee	9
Saint George Island, Franklin	9
Wausau, Washington	9
Woodville, Leon	9
Westlake, Palm Beach	8
Murdock, Charlotte	8
Maitland, Hillsborough	8
Hialeah, Unknown	8
Trenton, Levy	8
Lowell, Marion	8
Ferndale, Lake	8
Archer, Levy	8
Wahneta, Polk	8
Webster, Hernando	8
Mexico Beach, Gulf	8
Indian River Shores, Indian River	8
Orlando, St. Lucie	8
Shady Hills, Pasco	8
Rubonia, Manatee	8
Gonzalez, Escambia	8
Florida State Univ Admin, Leon	8
Forest City, Seminole	7
Nichols, Polk	7
Evinston, Alachua	7
Fanning Springs, Gilchrist	7
West Delray Beach, Palm Beach	7
University Of Central FI, Martin	7
Missing, Bay	7
Brooksville, Pasco	7
Lake Como, Putnam	7
Saint Lucie West, St. Lucie	7
Ramrod Key, Monroe	7
Orlando, Sarasota	7
Pine Hills, Orange	7
Watersound, Walton	7
Golden Oak, Orange	7
Jerome, Collier	7
Lealman, Pinellas	7
Maitland, Lake	7
Alturas, Polk	7
Forest City, Orange	6
Missing, Columbia	6
Fort Charlotte, Charlotte	6
Ponce De Leon, Walton	6
Switzerland, St. Johns	6
Palm City, St. Lucie	6
Lake Monroe, Seminole	6
Ocoee, Osceola	6
Belleair Bluffs, Pinellas	6
Lake Butler, Bradford	6

COVID-19: characteristics of 1,124,742 Florida resident cases

Data through Dec 14, 2020 verified as of Dec 15, 2020 at 09:25 AM

Data in this report are provisional and subject to change.

The table below includes the cities and counties of residence for cases in Florida residents based on the patient's ZIP Code. Note that city is not always received as part of the initial notification and may be missing while the case is being investigated.

City and county	Cases
Mayport Naval Station, Duval	6
Port Saint John, Brevard	6
Mount Plymouth, Lake	6
N/A, Unknown	6
Hillsboro Beach, Broward	6
Orlando, St. Johns	6
Orlando, Hernando	6
Suwannee, Dixie	6
Virginia Gardens, Dade	6
Hutchinson Island, St. Lucie	6
Maxville, Duval	6
Orchid, Indian River	6
Ozona, Pinellas	6
Pine Castle, Orange	6
Lakeshore, Polk	6
Indian Creek Village, Dade	6
Morriston, Marion	6
Longboat Key, Sarasota	5
Lakewood Ranch, Sarasota	5
Duck Key, Monroe	5
PSI, Unknown	5
Nalcrest, Polk	5
High Springs, Gilchrist	5
Windermere, Alachua	5
Orlando, Collier	5
Missing, Unknown	5
Missing, Putnam	5
Braden River, Manatee	5
Roseland, Indian River	5
Winter Garden, Osceola	5
Eatonville, Polk	5
Dade City, Hernando	5
Citrus Hills, Citrus	5
Choctaw Beach, Okaloosa	5
Niceville, Walton	5
Pass, Unknown	5
Quail Heights, Dade	5
River Ranch, Polk	5
Stuart, St. Lucie	5
Winter Park, Broward	5
Winter Garden, Seminole	5
Pine Ridge, Citrus	5
Orlando, Charlotte	5
White City, Gulf	5
Missing, Leon	5
Beverly Beach, Flagler	5
Redington Beach, Pinellas	5
Redington Shores, Pinellas	5
Westchester, Dade	5
Ebro, Bay	5
Deer Island, Lake	5
East Lake, Marion	5
Innovation, Pasco	5
Orlando, Highlands	5
Goldenrod, Seminole	5
Apopka, Broward	5
Davenport, Osceola	4
Glen Ridge, Palm Beach	4
Missing, Sarasota	4

COVID-19: characteristics of 1,124,742 Florida resident cases

Data through Dec 14, 2020 verified as of Dec 15, 2020 at 09:25 AM

Data in this report are provisional and subject to change.

The table below includes the cities and counties of residence for cases in Florida residents based on the patient's ZIP Code. Note that city is not always received as part of the initial notification and may be missing while the case is being investigated.

City and county	Cases
Sea Ranch Lakes, Broward	4
Grove City, Charlotte	4
Daytona Beach Shores, Volusia	4
Barberville, Volusia	4
Orlando, Bay	4
Aripeka, Pasco	4
Maitland, Leon	4
Mayport, Duval	4
Kissimmee, Orange	4
Orlando, Santa Rosa	4
Shady Grove, Taylor	4
Windermere, Leon	4
University Of Central Florida, Brevard	4
Valkaria, Brevard	4
Orlando, Columbia	4
Loxahatchee Groves, Palm Beach	4
Indian Shores, Pinellas	4
Live Oak, Madison	4
Briny Breezes, Palm Beach	4
Basinger, Okeechobee	4
Missing, Alachua	4
Missing, Monroe	4
Williston, Marion	4
Saint Augustine, Duval	4
Alafaya, Broward	4
Elfers, Pasco	4
Fernandina, Nassau	4
International Service Center, Dade	4
Orlando, Citrus	4
Seacrest, Walton	4
Wakulla Springs, Wakulla	4
Miccosukee, Leon	4
Ft Pierce, St. Lucie	4
Cypress, Jackson	4
Pensacola, Unknown	4
Ybor City, Hillsborough	4
Fort Lauderdale, Palm Beach	4
Naples, Lee	4
Missing, Holmes	4
Miami Gardens, Unknown	4
Okeechobee, Osceola	4
Orlando, Jackson	3
North Fort Myers, Charlotte	3
Kissimmee, Unknown	3
Jacksonville Naval Air Station, Duval	3
Chicago, Lee	3
Clewiston, Palm Beach	3
Branford, Gilchrist	3
Bayou George, Bay	3
San Carlos Park, Lee	3
Westville, Walton	3
Winter Garden, Leon	3
Pensacola Beach, Escambia	3
Sugarloaf, Monroe	3
Clarcona, Orange	3
Orlando, Nassau	3
Lamont, Taylor	3
Lloyd, Jefferson	3
Vernon, Bay	3

COVID-19: characteristics of 1,124,742 Florida resident cases

Data through Dec 14, 2020 verified as of Dec 15, 2020 at 09:25 AM

Data in this report are provisional and subject to change.

The table below includes the cities and counties of residence for cases in Florida residents based on the patient's ZIP Code. Note that city is not always received as part of the initial notification and may be missing while the case is being investigated.

City and county	Cases
Windermere, Palm Beach	3
Winter Park, Brevard	3
Salem, Taylor	3
San Fernando, Unknown	3
Orange Springs, Marion	3
Oneco, Manatee	3
Pompano Beach, Palm Beach	3
Indian Rock Beach, Pinellas	3
Inglis, Citrus	3
Hollywood, Unknown	3
Monticello, Madison	3
Mayport Naval Housing, Duval	3
Fpo, Duval	3
Fernandina Beach, Duval	3
Cypress Gardens, Polk	3
Crescent Beach, Sarasota	3
Point Washington, Walton	3
Seacrest, Bay	3
University Of Central Fl, Seminole	3
Vero Beach, St. Lucie	3
Mims, Volusia	3
Nobleton, Hernando	3
Orange Park, Duval	3
Julington Creek, St. Johns	3
Bella Collina, Lake	3
Apopka, Hillsborough	3
El Jobean, Charlotte	3
Miami Gardens, Broward	3
Lynbrook, Broward	3
Hallandale Beach, Unknown	3
Blountstown, Liberty	3
Captiva, Lee	3
Deerfield Beach, Palm Beach	3
Orlando, Indian River	3
Orlando, Martin	3
Saint Augustine Beach, St. Johns	3
Putnam Hall, Putnam	3
Village Of Golf, Palm Beach	3
Windermere, Seminole	3
West Bradenton, Manatee	3
Tampa, Pinellas	3
Winter Park, Alachua	3
Winter Park, Leon	3
Winter Park, Osceola	3
Worthington Springs, Union	3
Sunny Hills, Washington	3
Orlando, Union	3
Johns Pass Village, Pinellas	3
Grandin, Putnam	3
Inlet Beach, Bay	3
Jacksonville, Clay	3
Milton, Escambia	3
Apopka, Dade	3
Port Salerno, Martin	3
Winter Garden, Polk	3
Eglin, Okaloosa	3
Margate, Unknown	3
Melrose, Bradford	3
Maitland, Pasco	3

COVID-19: characteristics of 1,124,742 Florida resident cases

Data through Dec 14, 2020 verified as of Dec 15, 2020 at 09:25 AM

Data in this report are provisional and subject to change.

The table below includes the cities and counties of residence for cases in Florida residents based on the patient's ZIP Code. Note that city is not always received as part of the initial notification and may be missing while the case is being investigated.

City and county	Cases
Pp, Unknown	3
University Of Central Florida, Palm Beach	3
University Of Central Florida, Pinellas	3
Wildlight, Nassau	3
Winter Park, Lake	3
Ocoee, Broward	3
Missing, Walton	3
Labelle, Lee	3
Apopka, Osceola	3
Brewton, Escambia	3
Cassadaga, Volusia	2
Lake Harbor, Palm Beach	2
Fort Walton Beach, Walton	2
Dunnellon, Levy	2
Moore Haven, Hendry	2
Orlando, Holmes	2
Orlando, Sumter	2
Missing, Hendry	2
Missing, Highlands	2
Lanark Village, Franklin	2
Woodside, Broward	2
Windermere, Polk	2
Winter Garden, Brevard	2
University Of Central Fl, Dade	2
University Of Central Fl, Osceola	2
Scottsmoor, Brevard	2
Portland, Unknown	2
Pp, Dade	2
Lockhart, Seminole	2
Longwood, Orange	2
Madison, Unknown	2
Ocean Breeze, Martin	2
Hialeah, Broward	2
Jacksonville, Dade	2
Florida Power & Light Co, Dade	2
Gibsonia, Polk	2
Alys Beach, Bay	2
Amelia City, Nassau	2
Alligator Point, Wakulla	2
Citrus Ridge, Indian River	2
Tangerine, Lake	2
Pass, Dade	2
Winter Garden, Hillsborough	2
Apopka, Flagler	2
Apopka, Marion	2
Apopka, Sarasota	2
Bonifay, Jackson	2
Clermont, Polk	2
Fort Pierce, Martin	2
Laurel, Sarasota	2
Lecanto, Marion	2
Ludlam, Dade	2
Lake Buena Vista, Orange	2
Oklawaha, Marion	2
Olustee, Baker	2
Ocoee, Duval	2
Tarpon Springs, Pasco	2
West Palm Beach, Dade	2
Winter Garden, Broward	2

COVID-19: characteristics of 1,124,742 Florida resident cases

Data through Dec 14, 2020 verified as of Dec 15, 2020 at 09:25 AM

Data in this report are provisional and subject to change.

The table below includes the cities and counties of residence for cases in Florida residents based on the patient's ZIP Code. Note that city is not always received as part of the initial notification and may be missing while the case is being investigated.

City and county	Cases
Winter Garden, Dade	2
Windermere, Osceola	2
Winter Park, St. Johns	2
Upper Key Largo, Monroe	2
Saint Petersburg, Hillsborough	2
Saint Augusaintine Beach, St. Johns	2
Seven Springs, Pasco	2
Port Charlotte, Unknown	2
Punta Gorda, Lee	2
Port Saint Lucie, Martin	2
Orlando, Unknown	2
Coconut Creek, Unknown	2
Crawfordville, Leon	2
Cross Creek, Alachua	2
Alligator Point, Franklin	2
Immokalee, Lee	2
Fairfield, Marion	2
Eatonville, Lake	2
Fort Lauderdale, Unknown	2
Miami, Palm Beach	2
None, Dade	2
Los Angeles, Okaloosa	2
Lutz, Pinellas	2
Lake Geneva, Clay	2
Lawtey, Union	2
Lakeland, Hillsborough	2
Grant Valkaria, Brevard	2
Alford, Washington	2
Apopka, Duval	2
Jupiter Island, Martin	2
Labelle, Collier	2
Lauderhill, Unknown	2
Jonesville, Alachua	2
Miami, Martin	2
Long Beach, Orange	2
Maitland, Palm Beach	2
Okeechobee, Highlands	2
North Port, Charlotte	2
Ocean Reef Club, Monroe	2
New Port Richey, Hillsborough	2
Miramar, Unknown	2
Missing, Washington	2
Venice, Dade	2
Windermere, Hillsborough	2
Winter Park, Collier	2
Winter Park, Duval	2
Winter Park, Hillsborough	2
Winter Park, Volusia	2
Sand Lake, Orange	2
University Of Central FI, Broward	2
Bowling Green, Polk	2
Dade City, Unknown	2
Day, Lafayette	2
Cross Key, Monroe	2
Green Cove Springs, Duval	2
Marysville, Dade	2
Oakland Park, Unknown	2
Samoset, Manatee	2
Seguin, Unknown	2

COVID-19: characteristics of 1,124,742 Florida resident cases

Data through Dec 14, 2020 verified as of Dec 15, 2020 at 09:25 AM

Data in this report are provisional and subject to change.

The table below includes the cities and counties of residence for cases in Florida residents based on the patient's ZIP Code. Note that city is not always received as part of the initial notification and may be missing while the case is being investigated.

City and county	Cases
Sunrise, Unknown	2
Tampa, Broward	2
Los Angeles, Dade	2
Land O Lakes, Hillsborough	2
Keystone Heights, Bradford	2
Ocoee, Leon	2
Milligan, Okaloosa	2
Copeland, Collier	2
Cross City, Taylor	2
Carl Fisher, Dade	2
Glenwood, Volusia	2
Fort Lauderdale, Alachua	2
Saint Marys, Nassau	2
Windermere, Lake	2
Winter Park, Highlands	2
Pompano Beach, Unknown	2
Sebring, Desoto	2
Tampa, Hernando	2
University Of Central Florida, Lee	2
Wauchula, Desoto	2
Vero Beach, Unknown	2
Yeehaw, Okeechobee	2
Winter Park, Dade	2
000000, Unknown	2
Babcock Ranch, Charlotte	2
Boynton Beach, Broward	2
Cape Haze, Charlotte	2
Bristol, Calhoun	2
Conch Key, Monroe	2
Jacksonville Naval Hospital, Duval	2
Kingsley Lake, Bradford	2
Jacksonville, Nassau	2
Longview, Dade	2
Melrose, Clay	2
Mesa, Unknown	2
Okeechobee, Lake	2
Newberry, Gilchrist	2
Miramar, Dade	2
Ormond Beach, Flagler	2
Paducah, Manatee	1
Panama City, Unknown	1
Pembroke Pines, Dade	1
Pensacola, Sumter	1
Oldsrav, Manatee	1
Middletown, Osceola	1
Missing, Osceola	1
Monroe, Hillsborough	1
North Laud, Unknown	1
Mayaguez, Dade	1
Macclenny, Duval	1
Longwood, Broward	1
Lucedale, St. Lucie	1
Interlachen, Duval	1
Hialeahgardens, Dade	1
Hosford, Calhoun	1
Cincinnati, Dade	1
Circle Pines, St. Lucie	1
Champions Gate, Osceola	1
Dracut, Orange	1

COVID-19: characteristics of 1,124,742 Florida resident cases

Data through Dec 14, 2020 verified as of Dec 15, 2020 at 09:25 AM

Data in this report are provisional and subject to change.

The table below includes the cities and counties of residence for cases in Florida residents based on the patient's ZIP Code. Note that city is not always received as part of the initial notification and may be missing while the case is being investigated.

City and county	Cases
Davie, Unknown	1
Dayton, Orange	1
Gibsonton, Unknown	1
Greenbrier, Bay	1
Florala, Okaloosa	1
Edgewood, Broward	1
Bronson, Alachua	1
Brooker, Alachua	1
Bonita, Lee	1
Brandon, Pinellas	1
Baker, Santa Rosa	1
Alva, Escambia	1
Arcadia, Highlands	1
Armstrong, St. Johns	1
Atl, Brevard	1
Belmont, Santa Rosa	1
Blountstown, Broward	1
Belle Isle, Duval	1
Wtixrat, Dade	1
Windermere, Volusia	1
Ventura, Orange	1
Westlake Village, Unknown	1
Watersound, Bay	1
Unk, Duval	1
Trenton, Dixie	1
Unknown, Unknown	1
Umatilla, Marion	1
Sunrtise, Dade	1
Tallahassee, Madison	1
Toms River, Lee	1
Tourist, Dade	1
Sebring, Glades	1
Sharpes, Brevard	1
Sorrento, Orange	1
Perth Amboy, Hillsborough	1
Puerto Rico, Unknown	1
Randolph, Orange	1
Powell, Lee	1
Sanford, Orange	1
Saint Petersburg, Charlotte	1
Saint Lucie Village, St. Lucie	1
Woodbine, Nassau	1
Winter Garden, Duval	1
West Yarmouth, St. Lucie	1
Winter Garden, Marion	1
Winter Park, Citrus	1
Winter Park, Hendry	1
Wacissa, Jefferson	1
Waipahu, Santa Rosa	1
Ward, Polk	1
Wellborn, Columbia	1
Venetian Islands, Dade	1
Syracuse, Polk	1
Tallahassee, Dade	1
Tamarac, Dade	1
Tampa, Unknown	1
Tarpon Springs, Unknown	1
Tavares, Orange	1
Town Of Nocatee, St. Johns	1

COVID-19: characteristics of 1,124,742 Florida resident cases

Data through Dec 14, 2020 verified as of Dec 15, 2020 at 09:25 AM

Data in this report are provisional and subject to change.

The table below includes the cities and counties of residence for cases in Florida residents based on the patient's ZIP Code. Note that city is not always received as part of the initial notification and may be missing while the case is being investigated.

City and county	Cases
University Of Central Fl, Pinellas	1
Unkn, Duval	1
Unknown, Volusia	1
Suitland, Volusia	1
Shirley, Flagler	1
Seminole, Leon	1
Russellville, Bay	1
Saint Joseph, Volusia	1
San Antonio, Orange	1
Piasa, Putnam	1
Pass-A-Grille Beach, Pinellas	1
Pembroke Lakes, Broward	1
Port Saint Lucie, Palm Beach	1
Prattville, Hillsborough	1
Prestonsburg, Bay	1
Quincy, Jackson	1
Rapid City, Broward	1
Red Bay, Holmes	1
Fort Lauderdale, Leon	1
Fort White, Clay	1
Far Rockaway, Dade	1
Downingtown, Hillsborough	1
Deer Park, Dade	1
Deerfield Beach, Unknown	1
Deland, Seminole	1
Greensburg, Palm Beach	1
Hiawassee, Osceola	1
Hernando, Marion	1
Hialeah, Collier	1
Garden City, Alachua	1
Gaylord, Orange	1
Gurabo, Osceola	1
Haines Creek, Lake	1
Hallandale, Unknown	1
Carmel, Orange	1
Caracas, Dade	1
Brandon, Unknown	1
Brooklyn, Dade	1
Brooklyn, Lee	1
Dallas, Hernando	1
Coconut Ck, Unknown	1
Chicago, Unknown	1
Apopka, Brevard	1
Apopka, Clay	1
Apopka, Polk	1
Asheville, Highlands	1
Astoria, Broward	1
Bartow, Hardee	1
Boca Raton, Broward	1
Belle Isle, Osceola	1
Bel Air, Collier	1
Alachua, Duval	1
Alpharetta, Broward	1
Monroe Township, Palm Beach	1
Moore Haven, Okeechobee	1
Morrisville, Unknown	1
Milford, Lee	1
Micanopy, Marion	1
Mckinney, Broward	1

COVID-19: characteristics of 1,124,742 Florida resident cases

Data through Dec 14, 2020 verified as of Dec 15, 2020 at 09:25 AM

Data in this report are provisional and subject to change.

The table below includes the cities and counties of residence for cases in Florida residents based on the patient's ZIP Code. Note that city is not always received as part of the initial notification and may be missing while the case is being investigated.

City and county	Cases
Miamc, Dade	1
North Palm Beach, Orange	1
Northport, Sarasota	1
Oakland, Lee	1
Orlando, Putnam	1
Orlo Vista, Orange	1
Other, Dade	1
Kingsland, Nassau	1
Lake Butler, Alachua	1
Lakeland, Unknown	1
Knoxville, Bay	1
Las Vegas, Palm Beach	1
Ldhl, Broward	1
Hoclywsod, Dade	1
Homeless, Hillsborough	1
Homeless, Monroe	1
Homeless, Pinellas	1
Indian Rocks Beach, Duval	1
Key West, Duval	1
Jefferson, Dade	1
Jonesboro, Leon	1
Jupiter, Dade	1
Jupiter, St. Lucie	1
Kenilworth, Leon	1
Twentynine Palms, Broward	1
University Of Central Florida, Duval	1
Unknown, Manatee	1
Venezuela, Unknown	1
Surprise, Unknown	1
Syracuse, Unknown	1
St Cloud, Orange	1
Sarasota, Unknown	1
San Marcos, Unknown	1
Saint Petersburg, Bay	1
Ridgewood, Lee	1
Roseville, Broward	1
Orem, Dade	1
Orlando, Clay	1
Orlando, Gadsden	1
Ocoee, Manatee	1
Okeechobi, Unknown	1
North Porte, Unknown	1
Notrealville, Polk	1
Pooler, Broward	1
Port Canaveral, Brevard	1
Plantation Key, Monroe	1
Plantation, Leon	1
Pensacola, Dade	1
Panomo City, Bay	1
Orlando, Walton	1
Oviedo, Lake	1
Xifamk, Dade	1
Winfield, Hillsborough	1
Winter Garden, Lee	1
Winter Garden, Unknown	1
Winter Park, Bay	1
Vernon, Walton	1
Whippany, Volusia	1
Miami Dade, Unknown	1

COVID-19: characteristics of 1,124,742 Florida resident cases

Data through Dec 14, 2020 verified as of Dec 15, 2020 at 09:25 AM

Data in this report are provisional and subject to change.

The table below includes the cities and counties of residence for cases in Florida residents based on the patient's ZIP Code. Note that city is not always received as part of the initial notification and may be missing while the case is being investigated.

City and county	Cases
Metter, Manatee	1
Miamksaohes, Dade	1
Missing, Lafayette	1
Mulberry, Hillsborough	1
North Brunswick, St. Lucie	1
North Lauderdale, Unknown	1
Monument, Broward	1
Morrisville, Palm Beach	1
Mokena, Lee	1
Greensboro, Leon	1
Irmo, Unknown	1
Island Grove, Alachua	1
Jacksonville, Baker	1
Key West, Palm Beach	1
Kilgore, Dade	1
Jupiter Inlet, Palm Beach	1
Land O Lakes, Unknown	1
Landolakes, Unknown	1
Lawton, Okaloosa	1
Lima, Volusia	1
Lutz, Unknown	1
Macclenny, Dixie	1
Madison, Jefferson	1
Glen Cove, Unknown	1
Glen Saint Mary, Duval	1
Gainesville, Levy	1
Fleming Island, Duval	1
Crystal River, Marion	1
Cape San Blas, Gulf	1
Deerfield Beach, Polk	1
Defuniak Springs, Okaloosa	1
Eatonville, Hillsborough	1
Callahan, Duval	1
Bradenton, Lee	1
Bogota, Unknown	1
Crestview, Broward	1
Crestview, Walton	1
Clarcona, Seminole	1
Clearwater, Leon	1
Alafaya, Pinellas	1
Apopka, Leon	1
Atlanta, Walton	1
Attalla, Broward	1
Azalea Park, Lake	1
Azalea Park, Polk	1
Surfside Beach, Orange	1
Tavares, Unknown	1
Temple, Palm Beach	1
Sun City Center, Lee	1
St Peterburg, Orange	1
Stiamk, Dade	1
Pompano Beach, Dade	1
Pompano Beach, Osceola	1
Port Charlotte, Lee	1
Port Richey, Unknown	1
Port Saint Lucie, Marion	1
Port St Luice, Unknown	1
Port St. Lucie, St. Lucie	1
Rivera Beach, Unknown	1

COVID-19: characteristics of 1,124,742 Florida resident cases

Data through Dec 14, 2020 verified as of Dec 15, 2020 at 09:25 AM

Data in this report are provisional and subject to change.

The table below includes the cities and counties of residence for cases in Florida residents based on the patient's ZIP Code. Note that city is not always received as part of the initial notification and may be missing while the case is being investigated.

City and county	Cases
Saint Petersburg, Duval	1
Roswell, Bay	1
Ruskin, Manatee	1
Winter Springs, Orange	1
Youngstown, Washington	1
Zellwood, Brevard	1
Zellwood, Osceola	1
Winter Park, Manatee	1
Winter Park, Palm Beach	1
Winter Park, Pinellas	1
Winnetka, Dade	1
Unknown, Duval	1
West Hollywood, Broward	1
Weston, Unknown	1
Wildwood, Lee	1
West Palm Beach, Unknown	1
Missing, Desoto	1
Missing, Flagler	1
Newaygo, Charlotte	1
Na, Dade	1
Naples, Leon	1
Pine Hills, Polk	1
Pensacola Naval Hospital, Escambia	1
Painted Post, Pasco	1
Palatka, Marion	1
Mattoon, Lee	1
Milford, Bay	1
Littleton, St. Johns	1
Los Angeles, Orange	1
Marianna, Washington	1
Mary Esther, Hillsborough	1
Lake Worth, Unknown	1
Land, Unknown	1
Lecanto, Palm Beach	1
Lake In The Hills, Broward	1
Jupiter, Pinellas	1
Kansas City, Palm Beach	1
Boys Ranch, Suwannee	1
Celebration, Orange	1
Coal City, Pasco	1
Delray Beach, Broward	1
Apo, Collier	1
Addison, Pasco	1
Alafaya, Dade	1
Arabi, Orange	1
At Large, Broward	1
Austin, Dade	1
Azalea Park, Broward	1
Belle Isle, Seminole	1
Apopka, Alachua	1
Apopka, Citrus	1
Big Torch Key, Monroe	1
Black, Holmes	1
Boca Raton, Lee	1
Bonifay, Unknown	1
Fort Worth, Broward	1
Franklin, Orange	1
Gainesville, Santa Rosa	1
East Rockland Key, Monroe	1

COVID-19: characteristics of 1,124,742 Florida resident cases

Data through Dec 14, 2020 verified as of Dec 15, 2020 at 09:25 AM

Data in this report are provisional and subject to change.

The table below includes the cities and counties of residence for cases in Florida residents based on the patient's ZIP Code. Note that city is not always received as part of the initial notification and may be missing while the case is being investigated.

City and county	Cases
Crescent City, Marion	1
Crestview, Unknown	1
Fort Lauderdale, Lee	1
Fort Pierce, Brevard	1
High Springs, Columbia	1
Gwynn Oak, Polk	1
Indianapolis, Lee	1
Jena, Taylor	1
Lewisburg, Pasco	1
Jerusalem, St. Johns	1
La Grange, Dade	1
Lake City, Hamilton	1
Maitland, Dade	1
Marshall, Dade	1
Louisville, Manatee	1
Los Angeles Ca, Unknown	1
Littleton, Dade	1
Navarre, Okaloosa	1
Newark, Broward	1
Newburgh, Bay	1
Okeechobee, Glades	1
Oooooo, Unknown	1
North Pole, Seminole	1
North Port, Lee	1
Miami, Hillsborough	1
Middlesburg, Duval	1
Mount Pleasant, Gadsden	1
Missing, Jackson	1
Gotha, Palm Beach	1
Fort Myers, Unknown	1
Fort Pierce, Unknown	1
Eatonville, Osceola	1
Eau Gallie, Brevard	1
Edgewood, Osceola	1
Homeless, Polk	1
Homosassa, Hernando	1
Harrison, Pinellas	1
Granada Hills, Broward	1
Hailandale, Unknown	1
Hialeah, Bay	1
Anaheim, Unknown	1
Alafaya, Palm Beach	1
Athens, Duval	1
Bogota, Orange	1
Belle Isle, Dade	1
Bronx, Palm Beach	1
Cypress, Leon	1
Deland, St. Lucie	1
Deltona, Orange	1
Clermont, Osceola	1
Clewiston, Glades	1
Cartersville, Unknown	1
Orlando, Washington	1
Orem, Broward	1
Peoria, Unknown	1
Pacifica, Dade	1
Palm Coast, Polk	1
Palm Coast, Volusia	1
Parker, Dade	1

COVID-19: characteristics of 1,124,742 Florida resident cases

Data through Dec 14, 2020 verified as of Dec 15, 2020 at 09:25 AM

Data in this report are provisional and subject to change.

The table below includes the cities and counties of residence for cases in Florida residents based on the patient's ZIP Code. Note that city is not always received as part of the initial notification and may be missing while the case is being investigated.

City and county	Cases
Port Everglades, Broward	1
Rex, Duval	1
Saint Johns, Unknown	1
Rye, Duval	1
Seybold, Dade	1
Saint Petersburg, St. Lucie	1
Saxis, Lee	1
Sebring, Lee	1
Sun City Center, Hardee	1
Spring Hill , Hernando	1
Starke, Clay	1
Stone Mountain, Palm Beach	1
Washington, Unknown	1
Wekiva Springs, Seminole	1
Tulsa, Orange	1
University Of Central FI, Clay	1
Tallahassee, Duval	1
Tampa, Palm Beach	1
Winter Garden, Pinellas	1
Winter Park, Calhoun	1
Winter Park, Indian River	1
Winter Park, Lee	1
Windermere, Pasco	1
West Villages, Sarasota	1
Wichita, Volusia	1
Windermere, Broward	1
Zolfo Springs, Polk	1
Wesley Chapel, Alachua	1
Tewksbury, Orange	1
University Of Central Florida, Monroe	1
Tangerine, Seminole	1
Tampa Palms, Hillsborough	1
Steinhatchee, Madison	1
Soldotna, Broward	1
South Burlington, Orange	1
Ocoee, Lee	1
Ocoee, Volusia	1
Okeechobee, St. Lucie	1
Opalocka, Dade	1
Palm Coast, Duval	1
Orlando, Hendry	1
Orlando, Levy	1
Palm Springs North, Dade	1
Pineland, Lee	1
Perry, Leon	1
Provincetown, Collier	1
Saint Johns, Orange	1
San Antonio, Sarasota	1
San Antonio, Unknown	1
Sanford, Volusia	1
Weston, Dade	1
Wheaton, Lee	1
Lake Placid, Alachua	1
Las Vegas, Orange	1
Kingsland, Duval	1
Kissimmee, Brevard	1
Holt, Santa Rosa	1
Haverford, Hillsborough	1
Hispanic, St. Lucie	1

COVID-19: characteristics of 1,124,742 Florida resident cases

Data through Dec 14, 2020 verified as of Dec 15, 2020 at 09:25 AM

Data in this report are provisional and subject to change.

The table below includes the cities and counties of residence for cases in Florida residents based on the patient's ZIP Code. Note that city is not always received as part of the initial notification and may be missing while the case is being investigated.

City and county	Cases
Greenville, Jefferson	1
Gotha, Leon	1
Gilmer, Dade	1
Magnolia Square, Osceola	1
Maitland, Alachua	1
Lemoyne, Manatee	1
Melrose, Alachua	1
Miamf, Dade	1
Miami G, Dade	1
Miami, Collier	1
Marianna, Calhoun	1
Oakland, Lake	1
Oakland, Leon	1
Naples, Orange	1
New Richmond, Volusia	1
Estero, Collier	1
Fanning Springs, Levy	1
Cumberland, Palm Beach	1
Dade City, Hillsborough	1
Crestview, Holmes	1
Columbus, Brevard	1
Cookeville, Seminole	1
Dallas, Lee	1
De Leon Springs, Putnam	1
Deland, Lake	1
Deland, Polk	1
Doctors Inlet, Clay	1
Clear Brook, Lee	1
Clermont, Orange	1
Boca Raton, Unknown	1
Bohealia, Lee	1
Blowing Rock, Polk	1
Carol Stream, Orange	1
Charlotte, Pasco	1
Apopka, St. Lucie	1
Belle Isle, Polk	1
Apopka, Manatee	1
99, Unknown	1
Alanson, Bay	1
Aollywoss, Dade	1
Woodland Hills, Brevard	1
Pine Hills, Broward	1
Port Saint Lucie, Broward	1
Port Saint Lucie, Indian River	1
Orem, Sarasota	1
Palm City, Unknown	1
Oviedo, Leon	1
Porter Ranch, Dade	1
Raiford, Bradford	1
Riverview, Manatee	1
Pompano Beach, Alachua	1
Steinhatchee, Alachua	1
San Diego, Unknown	1
Russellville, Hillsborough	1
Saint Augustine, Okaloosa	1
Tampa, Manatee	1
University Of Central Fl, Pasco	1
Vero Beach, Brevard	1
Village Of Palm Springs, Palm Beach	1

COVID-19: characteristics of 1,124,742 Florida resident cases

Data through Dec 14, 2020 verified as of Dec 15, 2020 at 09:25 AM

Data in this report are provisional and subject to change.

The table below includes the cities and counties of residence for cases in Florida residents based on the patient's ZIP Code. Note that city is not always received as part of the initial notification and may be missing while the case is being investigated.

City and county	Cases
Webster, Pasco	1
Westerville, Hillsborough	1
Winderemere, Orange	1
Windermere, Dade	1
Winston Salem, Unknown	1
Wilbur By The Sea, Volusia	1
Willowbrook, Lee	1
University Of Central Florida, Hillsborough	1
Wellington, Unknown	1
Chipley, Holmes	1
Chipley, Jackson	1
Colorado Springs, Unknown	1
Conifer, Lee	1
Bryn Mawr, Palm Beach	1
Camden Wyoming, Duval	1
Chattanooga, Dade	1
Alva, Collier	1
333, Unknown	1
Alafaya, Volusia	1
Allentown, Putnam	1
Amelia Village, Nassau	1
Apple Creek, Citrus	1
Azalea Park, Osceola	1
Fortlauderdale, Unknown	1
Ft Pierce, Unknown	1
Garland, Orange	1
Everett, Dade	1
Fort Denaud, Glades	1
FI State Lot, Leon	1
El Paso, Unknown	1
Eatonville, Seminole	1
Destin, Unknown	1
Jeffersonville, Broward	1
Lauderdale Hill, Unknown	1
Live Oak, Columbia	1
Lake Worth, Broward	1
Hickory, Lee	1
Hallandate Ben, Unknown	1
Homeless, Dade	1
Ocala, Unknown	1
Old Town, Gilchrist	1
Ocoee, Hillsborough	1
N/A, Duval	1
Naples, Alachua	1
Miamii, Dade	1
Miamt, Dade	1
Mid Florida, Seminole	1
Middleburg, Duval	1
South Otsellic, Dade	1
Saint Petersburg, Dade	1
San Juan, Osceola	1
San Pedro Sula, Dade	1
Richmond Heights, Dade	1
Rochester, Lee	1
Rosemary Beach, Bay	1
University Of Central Fl, St. Johns	1
University Of Central Florida, Dade	1
Tinley Park, Lee	1
Sumatra, Liberty	1

COVID-19: characteristics of 1,124,742 Florida resident cases

Data through Dec 14, 2020 verified as of Dec 15, 2020 at 09:25 AM

Data in this report are provisional and subject to change.

The table below includes the cities and counties of residence for cases in Florida residents based on the patient's ZIP Code. Note that city is not always received as part of the initial notification and may be missing while the case is being investigated.

City and county	Cases
Springhill, Unknown	1
Telluride, Lee	1
Winter Garden, Sumter	1
Wayne, Dade	1
West Simsbury, Collier	1
Wimauma, Manatee	1
Windermere, Lee	1
Unknown, Orange	1
Lakewood, Unknown	1
Los Angeles, Polk	1
Maitland, Unknown	1
Melbourne, Orange	1
Miami Beach, Palm Beach	1
Miami Granders, Dade	1
Minneapolis, Broward	1
Minneapolis, Collier	1
Missing, Taylor	1
Myakka, Duval	1
Naples, Broward	1
Naugatuck, Lee	1
Opa Locka, Unknown	1
Ocoee, Polk	1
New Vernon, Sarasota	1
New York, Broward	1
Oakland, Broward	1
Oakland, Manatee	1
Pensacola, Santa Rosa	1
Otter Creek, Levy	1
Plant City, Pinellas	1
Plantation, Unknown	1
Ponce, Orange	1
Port Charlotte FL, Unknown	1
Fdsf, Unknown	1
Fwb, Unknown	1
Gastonia, Polk	1
Knoxville, Duval	1
Green, Clay	1
Gulf Shores, Escambia	1
Havanna, Gadsden	1
Hialeah Lakes, Dade	1
Hilliard, Dade	1
Hollywood, Leon	1
Holt, Unknown	1
Humble, Broward	1
Bryn Mawr, Collier	1
Apopka, Palm Beach	1
Aspen, Palm Beach	1
Azalea Park, Sarasota	1
Bartow, Unknown	1
Boca Rotan, Unknown	1
Clermont, Unknown	1
Duke Field Air Force Station, Okaloosa	1
Deltona , Volusia	1
Columbia, Orange	1
Coral Springs, Unknown	1
Cornelius, Leon	1
Crestview, Dade	1
Dade City, Polk	1
Dania, Unknown	1

COVID-19: characteristics of 1,124,742 Florida resident cases

Data through Dec 14, 2020 verified as of Dec 15, 2020 at 09:25 AM

Data in this report are provisional and subject to change.

The table below includes the cities and counties of residence for cases in Florida residents based on the patient's ZIP Code. Note that city is not always received as part of the initial notification and may be missing while the case is being investigated.

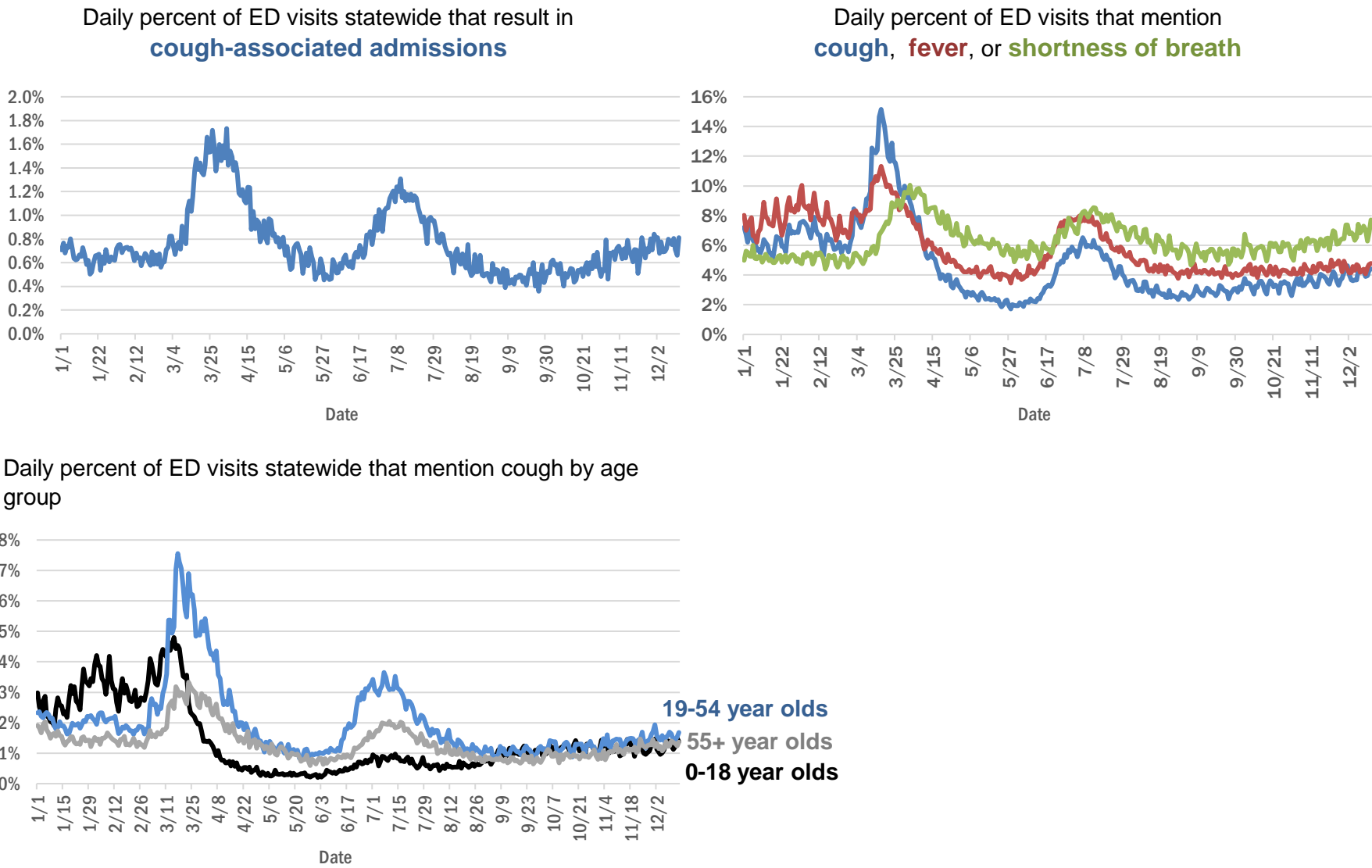
City and county	Cases
Darien, Pasco	1
Total	1,124,742

COVID-19: additional surveillance information

Data through Dec 14, 2020 verified as of Dec 15, 2020 at 09:25 AM

Data in this report are provisional and subject to change.

Statewide emergency department (ED) chief complaint and admission data



The Electronic Surveillance System for the Early Notification of Community-Based Epidemics (ESSENCE-FL) includes chief complaint data from 211 of 211 Florida EDs. Data are transmitted electronically to ESSENCE-FL daily or hourly.

COVID-19: testing by laboratory

Data through Dec 14, 2020 verified as of Dec 15, 2020 at 09:25 AM

Data in this report are provisional and subject to change.

The numbers in the table below represent the number of Florida and non-Florida residents for whom test results were received by the Department of Health. A person can be tested by more than one laboratory and can have both positive and negative results. **Therefore, the sum of the numbers in each column will be larger than the total number of people tested.**

Reporting lab	Inconclusive	Negative	Positive	Percent positive	Total
LABORATORY CORPORATION OF AMERICA	2,066	1,287,037	160,873	11%	1,449,976
QUEST DIAGNOSTICS	9,540	1,152,900	160,445	12%	1,322,885
CURATIVE LABS	8,329	831,028	102,328	11%	941,685
BIO REFERENCE LABORATORIES, INC	7,252	746,810	135,830	15%	889,892
GENETWORX	661	390,603	32,931	8%	424,195
REALTOX LABS LLC	3,915	352,574	56,346	14%	412,835
HELIX	3,477	292,295	42,466	13%	338,238
EAST FLORIDA STATE COLLEGE - BREVARD		212,892	26,988	11%	239,880
RCA LABORATORY SERVICES, LLC		194,126	14,010	7%	208,136
NOMIHEALTH		172,656	19,497	10%	192,153
IMPACT HEALTH BIOMETRIC TESTING, INC	858	155,812	15,916	9%	172,586
ELABNETWORK	1,058	132,073	10,934	8%	144,065
MAKO GENOMICS	5,854	114,715	18,880	14%	139,449
BPHL-JACKSONVILLE	18	115,306	18,215	14%	133,539
NORTHWEST LABORATORY	246	120,957	6,735	5%	127,938
MAYO CLINIC LABORATORIES	279	110,681	11,956	10%	122,916
ADVENT HEALTH LAB	112	101,260	13,957	12%	115,329
ADVENTHEALTH LAB	98	104,418	10,511	9%	115,027
MEDICAL DIAGNOSTIC LABORATORIES	968	97,711	13,992	12%	112,671
BAYCARE LABORATORIES LLC	468	101,414	8,653	8%	110,535
MEMORIAL REGIONAL HOSPITAL SOUTH	22	86,812	17,115	16%	103,949
BIOCOLLECTIONS WORLDWIDE, INC	608	91,502	11,759	11%	103,869
BPHL-MIAMI	225	88,863	14,423	14%	103,511
ASCENSION SACRED HEART HOSPITAL - PENSACOLA	2	88,154	11,547	12%	99,703
KORVALABS, INC	1,281	90,635	4,642	5%	96,558
ORLANDO HEALTH SYSTEM	593	86,804	8,366	9%	95,763
REAL DIAGNOSTICS	457	77,734	9,888	11%	88,079
FULGENT DIAGNOSTICS LABORATORY	1,343	76,114	6,856	8%	84,313
SUNPATH MEDICAL DIAGNOSTICS LABORATORY	709	67,694	9,771	12%	78,174
TAMPA GENERAL HOSPITAL	4	71,255	5,742	7%	77,001
UF HEALTH MEDICAL LAB	33	69,812	5,759	8%	75,604
BPHL-TAMPA (SPECTRUM BLVD)	45	64,106	10,848	14%	74,999
DIATHERIX LABORATORIES		63,765	8,964	12%	72,729
TESTING MATTERS INC	59	60,992	7,889	11%	68,940
AKESOGEN		56,250	9,160	14%	65,410
BAPTIST HEALTH SOUTH FLORIDA	230	51,638	8,017	13%	59,885
ASCENSION ST VINCENT'S - RIVERSIDE	1	50,894	5,951	10%	56,846
JACKSON MEMORIAL HOSPITAL CLINICAL LAB	79	46,577	8,713	16%	55,369
ARUP LABORATORIES	16	49,947	2,898	5%	52,861
CDR MAGUIRE - HEALTH CARE CENTER		45,451	6,458	12%	51,909
LAKELAND REGIONAL MEDICAL CENTER	118	45,978	5,074	10%	51,170
UF HEALTH SHANDS HOSPITAL	303	47,589	2,911	6%	50,803
AMERICAN HEALTH ASSOCIATES	9	46,997	3,487	7%	50,493
AIT LABORATORIES		41,369	4,706	10%	46,075
PWNHEALTH	63	42,557	3,211	7%	45,831
VIRACOR EUROFINS		34,829	9,697	22%	44,526
SOUTH MIAMI HOSPITAL LAB	175	36,680	4,783	11%	41,638

COVID-19: testing by laboratory

Data through Dec 14, 2020 verified as of Dec 15, 2020 at 09:25 AM

Data in this report are provisional and subject to change.

The numbers in the table below represent the number of Florida and non-Florida residents for whom test results were received by the Department of Health. A person can be tested by more than one laboratory and can have both positive and negative results. **Therefore, the sum of the numbers in each column will be larger than the total number of people tested.**

Reporting lab	Inconclusive	Negative	Positive	Percent positive	Total
TALLAHASSEE MEMORIAL HOSPITAL	154	33,277	3,712	10%	37,143
APPLIED INGENUITY DIAGNOSTICS LLC		35,461	1,627	4%	37,088
BAPTIST HEALTH - JACKSONVILLE	4	34,730	2,349	6%	37,083
ORANGE COUNTY CONVENTION CENTER		33,330	3,649	10%	36,979
MIAMI DADE COUNTY☐		32,093	3,527	10%	35,620
WALGREENS	30	27,943	5,076	15%	33,049
LEE HEALTH - CAPE CORAL HOSPITAL	3	27,319	4,344	14%	31,666
BROWARD GENERAL MEDICAL CENTER-CLINICAL LAB	2	27,904	2,835	9%	30,741
SARASOTA MEMORIAL HOSPITAL MAIN LAB	12	27,997	2,133	7%	30,142
INGENIOUS PERSONALIZED MEDICINE	129	24,497	4,659	16%	29,285
UNIVERSITY OF MIAMI HOSPITAL	32	26,229	2,779	10%	29,040
MILLENNIUM PHYSICIAN GROUP	17	24,731	4,131	14%	28,879
NICKLAUS CHILDREN'S HOSPITAL	53	24,355	3,477	12%	27,885
UF HEALTH JACKSONVILLE	42	25,303	2,299	8%	27,644
FLORIDA HOSPITAL - TAMPA	37	25,424	2,055	7%	27,516
ECCO LAB GROUP CO	386	22,326	3,748	14%	26,460
NORTH FLORIDA REGIONAL MEDICAL CENTER		20,477	2,089	9%	22,566
ST JOSEPHS HOSPITAL LABORATORY	19	19,783	2,560	11%	22,362
MOUNT SINAI MEDICAL CENTER	7	20,387	1,958	9%	22,352
BRANDON REGIONAL HOSPITAL		19,270	2,281	11%	21,551
STATLAB_MOBILE	1	19,242	1,984	9%	21,227
GENESIS REFERENCE LABORATORIES		19,297	1,730	8%	21,027
ACCESS DX LABORATORY	197	18,845	1,890	9%	20,932
JUPITER MEDICAL CENTER LAB	54	19,149	1,690	8%	20,893
PALMETTO GENERAL HOSPITAL LAB	3	17,224	3,612	17%	20,839
ADVENT HEALTH - DAYTONA BEACH	32	18,883	1,429	7%	20,344
JFK MEDICAL CENTER LAB	1	17,893	2,227	11%	20,121
NAPLES COMMUNITY HOSPITAL	60	17,432	1,778	9%	19,270
LAB DIAGNOSTICS LLC	376	12,931	5,158	28%	18,465
INTEGRATED REGIONAL LABORATORIES LLP		15,519	2,262	13%	17,781
PANCARE OF FLORIDA INC		15,792	1,584	9%	17,376
AVENTUS BIO LABS	16	15,166	2,004	12%	17,186
BIOCERNA LABS	461	14,582	2,112	12%	17,155
ADVENTIST HEALTH SYSTEMS SUNBELT INC DBA		16,361	696	4%	17,057
PATIENTS FIRST LAKE ELLA MEDICAL CENTER PA		14,447	2,598	15%	17,045
HEALTH CENTER AT SINAI RESIDENCES		16,468	435	3%	16,903
DRS CLACK SPENCER WHITE & MCCORMACK PA D/B/A		15,255	1,480	9%	16,735
SAINT MARY'S MEDICAL CENTER	22	14,482	1,693	10%	16,197
MORTON PLANT HOSPITAL-ADLER INSTITUTE	10	14,679	1,409	9%	16,098
EXACT SCIENCES LABORATORIES		13,837	1,181	8%	15,018
HEALTHLINK DIAGNOSTIC LABORATORIES	106	13,574	1,076	7%	14,756
INDIAN RIVER MEDICAL CENTER LAB		13,669	846	6%	14,515
HOLY CROSS HOSPITAL CLINICAL LAB	1	13,349	829	6%	14,179
STS LAB 2 LLC	6	13,640	425	3%	14,071

COVID-19: testing by laboratory

Data through Dec 14, 2020 verified as of Dec 15, 2020 at 09:25 AM

Data in this report are provisional and subject to change.

The numbers in the table below represent the number of Florida and non-Florida residents for whom test results were received by the Department of Health. A person can be tested by more than one laboratory and can have both positive and negative results. **Therefore, the sum of the numbers in each column will be larger than the total number of people tested.**

Reporting lab	Inconclusive	Negative	Positive	Percent positive	Total
CLEVELAND CLINIC HOSPITAL LAB	4	12,117	1,540	11%	13,661
LEESBURG REGIONAL MEDICAL CENTER		12,123	1,249	9%	13,372
WELLINGTON REGIONAL MED CTR LAB	5	11,898	1,451	11%	13,354
OSCEOLA REGIONAL MEDICAL CENTER	1	11,514	1,578	12%	13,093
WATSON CLINIC LLP		11,002	1,935	15%	12,937
RUTGERS CLINICAL GENOMICS LABORATORY	44	12,344	447	3%	12,835
HOMESTEAD HOSPITAL CLINICAL LABORATORY	25	10,646	2,155	17%	12,826
MEMORIAL HOSPITAL JACKSONVILLE	8	10,534	1,906	15%	12,448
FLORIDA HOSPITAL WATERMAN LABORATORY	70	10,998	855	7%	11,923
ST MARKS HOSPITAL LABORATORY B	78	10,627	1,002	9%	11,707
MEMORIAL REGIONAL HOSPITAL CLINICAL LABORATORY	10	10,945	745	6%	11,700
DWIC OF TAMPA BAY INC		11,117	467	4%	11,584
LEE HEALTH - LEE MEMORIAL HOSPITAL		8,631	2,814	25%	11,445
WEST KENDALL BAPTIST HOSPITAL	9	9,308	2,098	18%	11,415
NORTHWEST MEDICAL CENTER	1	10,015	1,378	12%	11,394
PWN HEALTH	17	9,289	2,004	18%	11,310
DELRAY MEDICAL CENTER LAB	3	10,248	1,045	9%	11,296
ORANGE PARK MEDICAL CENTER	9	9,524	1,714	15%	11,247
PRIVA PATH LABS	50	10,606	540	5%	11,196
BETHESDA HOSPITAL EAST		10,164	921	8%	11,085
LAWNWOOD REGIONAL MEDICAL CENTER	1	9,494	1,334	12%	10,829
OAK HILL HOSPITAL		9,767	1,043	10%	10,810
BAPTIST HEALTH - SOUTH		9,940	738	7%	10,678
ST ANTHONY'S HOSPITAL LAB	15	9,442	1,058	10%	10,515
LARKIN COMMUNITY HOSPITAL INC DBA CARDIOTROPIC		6,820	3,621	35%	10,441
WINTER HAVEN HOSPITAL CLINICAL LABORATORY	3	8,945	1,441	14%	10,389
UHEALTH CORAL GABLES/LENNAR MED CTR	3	9,699	571	6%	10,273
CLEVELAND CLINIC TRADITION HOSPITAL		9,574	580	6%	10,154
LARGO MEDICAL CENTER		9,135	981	10%	10,116
BAYFRONT HEALTH - ST PETERSBURG	16	8,652	1,338	13%	10,006
GOOD SAMARITAN MEDICAL CENTER LAB	1	8,652	1,264	13%	9,917
SRQ DRIVE THROUGH		8,944	905	9%	9,849
LARKIN COMMUNITY HOSPITAL	10	8,451	1,294	13%	9,755
COAST DIAGNOSTICS LLC	29	8,862	732	8%	9,623
WESTSIDE REGIONAL MED CTR	2	8,283	1,321	14%	9,606
PALM BEACH BALL PARK		8,605	996	10%	9,601
MERCY HOSPITAL A CAMPUS OF PLANTATION GEN HOSP LAB	1	7,879	1,511	16%	9,391
AVECINA	17	8,727	582	6%	9,326
MEASE COUNTRYSIDE LAB	3	8,479	835	9%	9,317
ST JOSEPHS HOSPITAL	8	8,197	1,053	11%	9,258
GULF COAST MEDICAL CENTER MICROLAB		7,244	2,007	22%	9,251
PALMS WEST HOSPITAL LAB	2	7,915	1,266	14%	9,183
VISTA CLINICAL DIAGNOSTICS	131	8,332	645	7%	9,108
AEGIS SCIENCES CORPORATION	39	8,179	867	10%	9,085
MEDICAL CENTER OF TRINITY CLINICAL LABORATORY	1	8,229	834	9%	9,064

COVID-19: testing by laboratory

Data through Dec 14, 2020 verified as of Dec 15, 2020 at 09:25 AM

Data in this report are provisional and subject to change.

The numbers in the table below represent the number of Florida and non-Florida residents for whom test results were received by the Department of Health. A person can be tested by more than one laboratory and can have both positive and negative results. **Therefore, the sum of the numbers in each column will be larger than the total number of people tested.**

Reporting lab	Inconclusive	Negative	Positive	Percent positive	Total
WEST FLORIDA HOSPITAL LAB		7,335	1,642	18%	8,977
BAPTIST HEALTHCARE - BAPTIST HOSPITAL	5	7,389	1,517	17%	8,911
REGIONAL MEDCIAL CENTER BAYONET POINT	2	8,323	575	6%	8,900
CORAL GABLES HOSPITAL CLINICAL LABORATORY		7,416	1,379	16%	8,795
THE VILLAGES REGIONAL HOSPITAL		8,152	630	7%	8,782
MALABAR MEDICAL WALK IN CLINIC		7,741	1,027	12%	8,768
HALIFAX MEDICAL CENTER LAB	34	7,509	1,210	14%	8,753
WEST BOCA MEDICAL CENTER LAB		8,044	669	8%	8,713
BOSTON HEART DIAGNOSTICS CORP		7,527	1,152	13%	8,679
MANATEE MEMORIAL HOSPITAL		7,947	671	8%	8,618
ACCESS MEDICAL LABORATORIES	1	4,764	3,736	44%	8,501
AVENTURA HOSPITAL LAB		6,874	1,537	18%	8,411
CAPITAL REGIONAL MEDICAL CTR		6,913	1,487	18%	8,400
FLORIDA HOSPITAL HEARTLAND MED CTR CLINICAL LAB	33	7,337	999	12%	8,369
AVECINA MEDICAL OAKLEAF	3	6,977	1,330	16%	8,310
BLAKE MEDICAL CENTER		7,280	1,000	12%	8,280
LEE HEALTH - HEALTH PARK MEDICAL CENTER		6,926	1,341	16%	8,267
PALM BEACH GARDENS MEDICAL CTR LAB		7,529	711	9%	8,240
ADVENT HEALTH - WESLEY CHAPEL	14	7,496	649	8%	8,159
BINAXNOW	9	6,187	1,721	22%	7,917
DOCTORS HOSPITAL	4	6,542	1,191	15%	7,737
INDIAN RIVER PATHOLOGY LLC		7,163	570	7%	7,733
AVECINA MEDICAL	4	6,098	1,488	20%	7,590
NCH NORTH NAPLES HOSPITAL LAB	15	6,733	828	11%	7,576
NIGHT LITE PEDIATRICS	4	5,768	1,740	23%	7,512
INFORM DIAGNOSTICS, INC		6,969	380	5%	7,349
LAKE CITY MEDICAL CENTER		5,906	1,394	19%	7,300
FLORIDA HOSPITAL FLAGLER	29	6,777	465	6%	7,271
NONA SCIENTIFIC	4	5,640	1,553	22%	7,197
LAKE CITY HM		6,729	431	6%	7,160
FLORIDA MEDICAL CENTER - A CAMPUS OF NORTH SHORE	2	6,285	853	12%	7,140
PLANTATION GENERAL HOSPITAL		6,006	1,098	15%	7,104
GENOVA DIAGNOSTICS LABORATORY	23	6,551	479	7%	7,053
CORAL SPRINGS MED CTR		6,313	633	9%	6,946
NORTHSIDE HOSPITAL AND HEART INSTITUTE		6,277	658	9%	6,935
PATHNOSTICS	20	5,273	1,639	24%	6,932
FLORIDA LABORATORY ANALYSIS		6,189	658	10%	6,847
P4 CLINICAL, LLC	74	6,180	519	8%	6,773
NEMOURS CHILDRENS HOSPITAL		6,536	234	3%	6,770
NORTH SHORE MEDICAL CENTER		5,632	1,123	17%	6,755
FLORIDA HOSPITAL DELAND	10	5,905	836	12%	6,751
LUMINUS DIAGNOSTICS		6,171	531	8%	6,702
ALL CHILDREN'S HOSPITAL		6,243	373	6%	6,616
FLORIDA HOSPITAL ZEPHYRHILLS	10	6,042	545	8%	6,597
BROWARD HEALTH NORTH CLINICAL LABORATORY		5,843	733	11%	6,576
CENTRAL FLORIDA REGIONAL HOSPITAL		5,928	589	9%	6,517
NIGHT LITE PEDIATRIC CENTER LLC		5,989	517	8%	6,506

COVID-19: testing by laboratory

Data through Dec 14, 2020 verified as of Dec 15, 2020 at 09:25 AM

Data in this report are provisional and subject to change.

The numbers in the table below represent the number of Florida and non-Florida residents for whom test results were received by the Department of Health. A person can be tested by more than one laboratory and can have both positive and negative results. **Therefore, the sum of the numbers in each column will be larger than the total number of people tested.**

Reporting lab	Inconclusive	Negative	Positive	Percent positive	Total
FLORIDA HOSPITAL OF CARROLLWOOD	22	5,533	713	11%	6,268
BAPTIST HEALTH SOUTH FLORIDA - WEST KENDALL URGENT CARE		5,347	907	15%	6,254
VISTA CLINICAL	9	3,576	2,664	43%	6,249
MEMORIAL HOSPITAL WEST LABORATORY SERVICES	14	5,566	567	9%	6,147
CLEVELAND CLINIC MARTIN SOUTH HOSPITAL	1	5,602	507	8%	6,110
OCALA REGIONAL MEDICAL CENTER		5,436	655	11%	6,091
WEST PALM HOSPITAL LAB		5,596	470	8%	6,066
GENESIS MEDICAL LABORATORY	71	5,101	773	13%	5,945
LEE HEALTH - GULF COAST MEDICAL CENTER	2	4,875	1,061	18%	5,938
BAPTIST HEALTH - BEACHES		5,507	408	7%	5,915
FULGENT DIAGNOSTICS	98	5,410	338	6%	5,846
ADVENTHEALTH CENTRA CARE LAKE BUENA VISTA		5,499	246	4%	5,745
KD MEDICAL CHOICE LLC		5,059	577	10%	5,636
MEDEXPRESS URGENT CARE	2	3,684	1,942	35%	5,628
UNITED CLINICAL LABORATORY LLC	2	4,563	1,062	19%	5,627
MORTON PLANT-MEASE	1	5,060	406	7%	5,467
LABSTAT LLC	2	5,155	286	5%	5,443
LEON MEDICAL CENTERS LLC		4,265	1,148	21%	5,413
ANNE BATES LEACH EYE HOSPITAL/ ABLEH MICROBIOLOGY LABORATORY		5,295	75	1%	5,370
MEMORIAL HOSPITAL MICRO		5,008	348	6%	5,356
AMERICAN FAMILY CARE		3,166	2,156	41%	5,322
LAKEWOOD RANCH MEDICAL CENTER		4,933	385	7%	5,318
POINCIANA MEDICAL CENTER		4,158	1,142	22%	5,300
MARTIN HOSPITAL SOUTH LAB		4,966	280	5%	5,246
WEST MARION COMMUNITY HOSPITAL LAB		4,531	646	12%	5,177
FLORIDA HOSPITAL FISH MEMORIAL	19	4,501	601	12%	5,121
ST JOSEPHS NORTH HOSPITAL LAB	2	4,540	573	11%	5,115
ARCPPOINT LABS OF FORT MYERS	4	4,424	634	13%	5,062
BAPTIST HEALTH SOUTH FLORIDA - COUNTRY WALK URGENT CARE		4,217	718	15%	4,935
CARDIOPATH	1	4,456	438	9%	4,895
CLEVELAND CLINIC MARTIN NORTH HOSPITAL		4,429	450	9%	4,879
VIKOR SCIENTIFIC	5	3,970	897	18%	4,872
SUNRISE MEDICAL LABORATORIES	2	4,561	305	6%	4,868
UNKNOWN	3	2,802	1,993	42%	4,798
AVERO DIAGNOSTICS - IRVING	3	4,485	303	6%	4,791
ST LUCIE MEDICAL CENTER		3,929	848	18%	4,777
IMPERIAL POINT MEDICAL CENTER		4,408	367	8%	4,775
SOUTH BAY HOSPITAL CLINICAL LAB		4,305	423	9%	4,728
TROPICANA FIELD - LOT 2	17	4,297	410	9%	4,724
THE HEALTHCARE DISTRICT OF PALM BEACH COUNTY	15	4,288	420	9%	4,723
BAPTIST HEALTH - NASSAU		4,483	204	4%	4,687
MEDARBOR DIAGNOSTICS	1	3,666	918	20%	4,585
OVIEDO MEDICAL CENTER		4,088	465	10%	4,553
HIALEAH HOSPITAL	4	3,559	880	20%	4,443
BAPTIST HEALTH SOUTH FLORIDA - MIAMI LAKES URGENT CARE		3,519	852	19%	4,371
MOFFITT CANCER CENTER	6	4,268	87	2%	4,361
FORT WALTON BEACH MEDICAL CENTER		3,714	569	13%	4,283

COVID-19: testing by laboratory

Data through Dec 14, 2020 verified as of Dec 15, 2020 at 09:25 AM

Data in this report are provisional and subject to change.

The numbers in the table below represent the number of Florida and non-Florida residents for whom test results were received by the Department of Health. A person can be tested by more than one laboratory and can have both positive and negative results. **Therefore, the sum of the numbers in each column will be larger than the total number of people tested.**

Reporting lab	Inconclusive	Negative	Positive	Percent positive	Total
SOUTH FLORIDA BAPTIST HOSPITAL MICRO	2	3,681	585	14%	4,268
EXPRESS GENE MOLECULAR DIAGNOSTICS LABORATORY		3,210	979	23%	4,189
ST PETERSBURG GENERAL HOSPITAL		3,489	652	16%	4,141
HEALTHQUEST ESOTERICS		2,992	1,126	27%	4,118
CernerELR_Advent		3,779	336	8%	4,115
FLORIDA HOSPITAL NORTH PINELLAS	11	3,788	288	7%	4,087
CARDIOTROPIC LABS	83	3,141	724	18%	3,948
BAPTIST HEALTH SOUTH FLORIDA - DORAL URGENT CARE		3,221	723	18%	3,944
NIGHT LITE PEDIATRICS URGENT CARE	1	3,392	538	14%	3,931
PHYSICIANS REGIONAL MEDICAL CENTER - PINE RIDGE RD	1	3,251	675	17%	3,927
SYNERGY LABORATORIES	7	3,524	359	9%	3,890
ISPM LABS, LLC DBA CAPSTONE DIAGNOSTICS, LLC		3,781	101	3%	3,882
SANTA ROSA MEDICAL CENTER		3,268	598	15%	3,866
BAPTIST HEALTH SOUTH FLORIDA - WESTCHESTER URGENT CARE		3,189	618	16%	3,807
H LEE MOFFITT CANCER CENTER LABORATORY		3,713	62	2%	3,775
HOLIDAY CVS LLC		3,560	179	5%	3,739
BAYFRONT HEALTH - VENICE REGIONAL MEDICAL	1	3,444	273	7%	3,718
UNIVERSITY HOSPITAL AND MEDICAL CENTER		2,881	829	22%	3,710
BAPTIST HEALTH SOUTH FLORIDA - PEMBROKE PINES URGENT CARE		3,161	537	15%	3,698
BAYCARE COMMUNITY HEALTH		3,613	69	2%	3,682
BAPTIST HEALTH SOUTH FLORIDA - CORAL SPRINGS URGENT CARE		3,223	441	12%	3,664
FLORIDA HOSPITAL OCALA		3,377	247	7%	3,624
EGLIN AIR FORCE BASE	8	2,647	958	27%	3,613
CLARITY LAB SOLUTIONS LLC		3,608	4	0%	3,612
SOLARIS DIAGNOSTICS	4	3,215	337	9%	3,556
PUTNAM COMMUNITY MEDICAL CENTER		3,147	385	11%	3,532
BAPTIST HEALTH - NORTH		2,734	734	21%	3,468
MEASE DUNEDIN HOSPITAL	4	3,133	273	8%	3,410
GENE BY GENE, GENOMICS RESEARCH CENTER LAB	37	3,231	95	3%	3,363
WESTCHESTER HOSPITAL	23	2,744	572	17%	3,339
BAYFRONT HEALTH - PORT CHARLOTTE		3,038	273	8%	3,311
ACUTIS DIAGNOSTICS	15	2,804	476	14%	3,295
PALMS OF PASADENA HOSPITAL		2,944	321	10%	3,265
SYNERGY DIAGNOSTIC LABORATORY	83	2,831	289	9%	3,203
RAULERSON HOSPITAL		2,703	494	15%	3,197
MINUTECLINIC LLC		2,741	425	13%	3,166
DOCTORS HOSPITAL OF SARASOTA CLINICAL LABORATORY		2,804	352	11%	3,156
MIDWAY SPECIALTY CARE CENTER DIAGNOSTICS	37	2,890	217	7%	3,144
ANGEL KIDS PEDIATRICS		2,997	117	4%	3,114
ADVENTHEALTH CENTRA CARE DR PHILLIPS		2,985	128	4%	3,113
NORTHWEST FLORIDA COMMUNITY HOSPITAL	21	2,179	892	29%	3,092
ADVENTHEALTH CENTRA CARE WINTER GARDEN		2,896	171	6%	3,067
MEMORIAL HOSPITAL- MIRAMAR	12	2,785	221	7%	3,018
TWIN CITIES HOSPITAL	1	2,589	317	11%	2,907
QDX PATHOLOGY SERVICES	1	2,636	266	9%	2,903
ADVENTHEALTH CENTRA CARE WINTER PARK		2,776	121	4%	2,897
STONE CLINICAL LABORATORIES		2,789	96	3%	2,885

COVID-19: testing by laboratory

Data through Dec 14, 2020 verified as of Dec 15, 2020 at 09:25 AM

Data in this report are provisional and subject to change.

The numbers in the table below represent the number of Florida and non-Florida residents for whom test results were received by the Department of Health. A person can be tested by more than one laboratory and can have both positive and negative results. **Therefore, the sum of the numbers in each column will be larger than the total number of people tested.**

Reporting lab	Inconclusive	Negative	Positive	Percent positive	Total
MEDICAL DNA LABS LLC	2	2,691	179	6%	2,872
BETHESDA HOSPITAL WEST		2,619	242	8%	2,861
BAPTIST HEALTH SOUTH FLORIDA - CORAL GABLES (UNIVERSITY) URGENT CARE		2,511	335	12%	2,846
WALGREENS ORLANDO	3	2,410	319	12%	2,732
WALGREEN CO	2	2,412	313	11%	2,727
THE CENTER FOR URGENT CARE	3	2,210	504	19%	2,717
ADVENTHEALTH CENTRA CARE UNIVERSITY		2,613	99	4%	2,712
MEDCOMP SCIENCES LLC	29	1,317	1,355	50%	2,701
VETERANS AFFAIRS MEDICAL CENTER - ORLANDO		1,342	1,355	50%	2,697
ADVENTHEALTH CENTRA CARE ST CLOUD		2,483	187	7%	2,670
BAPTIST HEALTH SOUTH FLORIDA - TAMiami TRAIL URGENT CARE		2,151	513	19%	2,664
CENTRA CARE – WATERFORD LAKES		2,069	573	22%	2,642
ADVENTHEALTH CENTRA CARE HUNTERS CREEK		2,432	203	8%	2,635
BAPTIST HEALTH SOUTH FLORIDA - CORAL GABLES URGENT CARE		2,244	391	15%	2,635
BAPTIST HEALTH SOUTH FLORIDA - PINECREST URGENT CARE		2,297	327	12%	2,624
CLINICAL REFERENCE LABORATORY	2	2,501	89	3%	2,592
MEDFAST URGENT CARE CENTERS, LLC		2,197	385	15%	2,582
BAYFRONT HEALTH - SEVEN RIVERS		2,381	199	8%	2,580
MINUTECLINIC LLC #3703		2,221	338	13%	2,559
BAPTIST HEALTH SOUTH FLORIDA - WESTON URGENT CARE		2,293	248	10%	2,541
ADVENT HEALTH - Ocala		2,124	402	16%	2,526
BAPTIST HEALTH SOUTH FLORIDA - DAVIE URGENT CARE		2,143	381	15%	2,524
CITRUS MEMORIAL HOSPITAL LABORATORY		2,199	300	12%	2,499
ADVENTHEALTH CENTRA CARE LEE ROAD		2,361	107	4%	2,468
URGENT CARE CURE	2	2,167	297	12%	2,466
ASCENSION SACRED HEART - EMERALD COAST		2,086	376	15%	2,462
ADVENTHEALTH CENTRA CARE CLERMONT		2,334	115	5%	2,449
ADVENTHEALTH CENTRA CARE KISSIMMEE		2,330	111	5%	2,441
MINUTECLINIC		2,165	270	11%	2,435
ADVENTHEALTH CENTRA CARE SANFORD		2,304	128	5%	2,432
BAYFRONT HEALTH - BROOKSVILLE		2,128	304	13%	2,432
BAPTIST HEALTH SOUTH FLORIDA - PALMETTO BAY URGENT CARE		2,073	344	14%	2,417
LAKESIDE MEDICAL CENTER		1,921	486	20%	2,407
SELECT LABORATORIES - MARION COUNTY, FL LLC	3	2,211	165	7%	2,379
PEDIATRIC HEALTH CARE ALLIANCE PA		2,191	177	7%	2,368
SUNCOAST PATHOLOGY ASSOCIATES		2,183	181	8%	2,364
ADVENTHEALTH CENTRA CARE LAKE MARY		2,267	91	4%	2,358
BARTOW REGIONAL MEDICAL CENTER	1	2,057	288	12%	2,346
MEMORIAL HOSPITAL PEMBROKE	3	2,072	268	11%	2,343
ENGLEWOOD COMMUNITY HOSPITAL		2,152	182	8%	2,334
BAPTIST HEALTH SOUTH FLORIDA - KENDALE LAKES URGENT CARE		1,861	455	20%	2,316
LEE HEALTH - COCONUT POINT CLINICAL LAB	2	1,872	433	19%	2,307
DOCTORS URGENT CARE LLC	1	1,865	408	18%	2,274
AMELIA URGENT CARE		1,447	811	36%	2,258
ADVENTHEALTH CENTRA CARE WATERFORD LAKES		2,084	166	7%	2,250
ADVENTIST HEALTH SYSTEMS, SUNBELT INC		2,154	90	4%	2,244
COMMUNITY HEALTH NORTHWEST FLORIDA	4	1,709	528	24%	2,241

COVID-19: testing by laboratory

Data through Dec 14, 2020 verified as of Dec 15, 2020 at 09:25 AM

Data in this report are provisional and subject to change.

The numbers in the table below represent the number of Florida and non-Florida residents for whom test results were received by the Department of Health. A person can be tested by more than one laboratory and can have both positive and negative results. **Therefore, the sum of the numbers in each column will be larger than the total number of people tested.**

Reporting lab	Inconclusive	Negative	Positive	Percent positive	Total
SPORTS DRUG TESTING LABORATORY	38	2,100	57	3%	2,195
CENTRA CARE SAINT CLOUD	1	1,885	303	14%	2,189
ADVENTHEALTH CENTRA CARE APOPKA		2,019	169	8%	2,188
BMCT Molecular Diagnostics Subsection		1,806	365	17%	2,171
AHCC WESLEY CHAPEL		2,068	103	5%	2,171
SARKIS CLINICAL TRIALS		1,896	257	12%	2,153
EMPIRE CITY LABORATORIES INC	15	1,842	289	13%	2,146
ADVENTHEALTH CENTRA CARE MOUNT DORA		2,015	127	6%	2,142
MEDEXPRESS URGENT CARE - ESTERO		1,975	166	8%	2,141
PRECISION HEALTH RESOURCES LLC		1,988	138	6%	2,126
HIGHLANDS REGIONAL MEDICAL CENTER		1,699	426	20%	2,125
HOLIDAY CVS LLC DBA CVS PHARMACY #5154		2,081	38	2%	2,119
DESOTO MEMORIAL HOSPITAL	3	1,753	350	17%	2,106
LOWER KEYS MEDICAL CENTER		1,839	226	11%	2,065
ADVENT HEALTH - HEART OF FLORIDA ER	1	1,859	183	9%	2,043
MEDEXPRESS URGENT CARE OF BOYNTON BEACH LLC		1,975	48	2%	2,023
BAPTIST HEALTH URGENT CARE AT SAWGRASS		1,750	269	13%	2,019
BAPTIST HEALTH SOUTH FLORIDA - BRICKELL URGENT CARE		1,685	331	16%	2,016
PHYSICIANS REGIONAL MEDICAL CENTER - COLLIER BLVD	1	1,515	482	24%	1,998
CLARITY LAB SOLUTIONS		1,734	255	13%	1,989
ADVENTHEALTH CENTRA CARE SAND LAKE		1,929	59	3%	1,988
ADVENTHEALTH CENTRA CARE ALTAMONTE		1,891	95	5%	1,986
ADVENTHEALTH CENTRA CARE LAKELAND		1,887	87	4%	1,974
DOC SMILEY'S URGENT CARE		1,705	247	13%	1,952
PRIMEHEALTH URGENT CARE	1	1,621	328	17%	1,950
HEALTH FIRST ADVENTHEALTH CENTRA CARE GATEWAY		1,826	81	4%	1,907
MARINERS HOSPITAL		1,742	162	9%	1,904
MEDEXPRESS URGENT CARE HUDSON		1,661	237	12%	1,898
ATLANTIS URGENT CARE	1	980	912	48%	1,893
TALLAHASSEE PRIMARY CARE ASSOCIATES		1,733	151	8%	1,884
ADVENTHEALTH CENTRA CARE PORT ORANGE		1,797	62	3%	1,859
BAPTIST HEALTHCARE - GULF BREEZE HOSPITAL	3	1,599	255	14%	1,857
BAYFRONT HEALTH - PUNTA GORDA		1,752	101	5%	1,853
ADVENTHEALTH CENTRA CARE LONGWOOD		1,783	70	4%	1,853
ADVENTHEALTH CENTRA CARE OVIEDO		1,704	134	7%	1,838
LABORATORY OF FLORIDA LLC	40	1,641	112	6%	1,793
NATIONWIDE LABORATORY SERVICES INC	85	1,479	228	13%	1,792
PHYSICIANS STAT LAB	1	831	959	54%	1,791
BAPTIST HEALTH - CLAY		1,543	234	13%	1,777
BAPTIST HEALTH EMERGENCY CENTER COUNTRY WALK	1	1,479	275	16%	1,755
ADVENTHEALTH CENTRA CARE AZALEA PARK		1,640	103	6%	1,743
BAPTIST HEALTH - OAKLEAF		1,452	288	17%	1,740
ADVENT HEALTH - NEW SMYRNA		1,323	390	23%	1,713
BAYFRONT HEALTH - SPRING HILL		1,566	124	7%	1,690
MEDEXPRESS URGENT CARE - WEST TAMPA		1,616	69	4%	1,685
US BIOTEK LABORATORIES	5	1,456	219	13%	1,680
PALMS MEDICAL GROUP	5	1,318	348	21%	1,671

COVID-19: testing by laboratory

Data through Dec 14, 2020 verified as of Dec 15, 2020 at 09:25 AM

Data in this report are provisional and subject to change.

The numbers in the table below represent the number of Florida and non-Florida residents for whom test results were received by the Department of Health. A person can be tested by more than one laboratory and can have both positive and negative results. **Therefore, the sum of the numbers in each column will be larger than the total number of people tested.**

Reporting lab	Inconclusive	Negative	Positive	Percent positive	Total
ADVENTHEALTH CENTRA CARE ORANGE LAKE		1,554	87	5%	1,641
HEALTH FIRST ADVENTHEALTH CENTRA CARE TITUSVILLE		1,550	68	4%	1,618
MEDEXPRESS URGENT CARE - ROYAL PALM BEACH		1,557	58	4%	1,615
GENUS3		1,546	64	4%	1,610
JW PLASTIC SURGERY		1,368	237	15%	1,605
NXGEN MDX LLC	3	1,453	122	8%	1,578
BAPTIST HEALTH SOUTH FLORIDA - MIAMI BEACH URGENT CARE		1,344	221	14%	1,565
FLOWERS HOSPITAL		1,422	135	9%	1,557
DOCTORS TEST CENTERS		1,358	198	13%	1,556
ADVENTHEALTH CENTRA CARE LEESBURG		1,481	71	5%	1,552
OPTEO LABORATORY		1,515	32	2%	1,547
MEDEXPRESS URGENT CARE PALM BEACH GARDENS		1,503	41	3%	1,544
TRINITY SPRINGS		1,422	115	7%	1,537
TAMPA COMMUNITY HOSPITAL		1,278	240	16%	1,518
ASSOCIATED PATHOLOGISTS, LLC	3	1,256	238	16%	1,497
ADVENTHEALTH PROMPT CARE	1	1,027	459	31%	1,487
PROHEALTH		683	802	54%	1,485
COMMUNITY HEALTH CENTERS OF PINELLAS INC		1,216	252	17%	1,468
EMERALD COAST URGENT CARE		1,077	354	25%	1,431
ADVENTHEALTH CENTRA CARE COLONIAL TOWN		1,360	71	5%	1,431
ADVENTHEALTH CENTRA CARE SOUTH ORANGE		1,347	83	6%	1,430
SCION LAB SERVICES LLC	15	1,313	90	6%	1,418
MEDFAST URGENT CARE CENTERS LLC		102	1,306	93%	1,408
PATIENTS CHOICE LABORATORIES		829	577	41%	1,406
COASTAL MED URGENT CARE		390	1,009	72%	1,399
SPARROW HEALTHCARE	2	1,178	207	15%	1,387
HEALTH FIRST ADVENTHEALTH CENTRA CARE COCOA		1,318	56	4%	1,374
MEDEXPRESS URGENT CARE CAPE CORAL		1,194	177	13%	1,371
UHEALTH DEERFIELD BEACH/UMSYLVESTER DEERFIELD BEACH LABORATORY	3	1,311	48	4%	1,362
ASCENSION ST VINCENT'S - SOUTHSIDE		1,309	49	4%	1,358
MINUTECLINIC LLC # 0709		1,170	181	13%	1,351
JACKSON HOSPITAL CLINICAL LABORATORY		1,149	181	14%	1,330
ADVANCE MEDICAL OF NAPLES		309	1,019	77%	1,328
MEDEXPRESS URGENT CARE - LAKELAND		1,252	70	5%	1,322
INDIAN RIVER MEDICAL CENTER		1,200	120	9%	1,320
NCF DIAGNOSTICS & DNA TECHNOLOGIES LAB	39	1,108	159	12%	1,306
EMERALD COAST URGENT CARE, LLC	1	986	317	24%	1,304
EMERALD COAST URGENT CARE LLC		1,011	291	22%	1,302
NORTH SHORE LONG ISLAND JEWISH HEALTH		1,240	48	4%	1,288
FLORIDA FAMILY LABORATORY, INC DBA	3	1,197	87	7%	1,287
DOCTORS URGENT CARE OF LUTZ LLC	1	1,023	241	19%	1,265
MARTIN HEALTH SYSTEM - ST LUCIE WEST		1,124	113	9%	1,237
ADVENTIST HEALTH SYSTEMS SUNBELT IN DBA		1,195	42	3%	1,237
FLORIDA MEDICAL CLINIC	1	712	504	41%	1,217
CLINICORE		1,124	91	7%	1,215
LABTECH DIAGNOSTIC		971	237	20%	1,208
ASSURANCE SCIENTIFIC LABORATORIES	1	971	235	19%	1,207

COVID-19: testing by laboratory

Data through Dec 14, 2020 verified as of Dec 15, 2020 at 09:25 AM

Data in this report are provisional and subject to change.

The numbers in the table below represent the number of Florida and non-Florida residents for whom test results were received by the Department of Health. A person can be tested by more than one laboratory and can have both positive and negative results. **Therefore, the sum of the numbers in each column will be larger than the total number of people tested.**

Reporting lab	Inconclusive	Negative	Positive	Percent positive	Total
ADVENTHEALTH CENTRA CARE KIDS LAKE MARY		1,165	34	3%	1,199
HEALTH FIRST ADVENTHEALTH CENTRA CARE MALABAR		1,129	66	6%	1,195
ACCESS MEDICAL LABS		746	448	38%	1,194
ADVENT HEALTH CENTRA CARE -WINTER PARK KIDS URGENT CARE		1,102	87	7%	1,189
MEDEXPRESS URGENT CARE LEHIGH ACRES		1,100	87	7%	1,187
BARDMOOR LABORATORY	2	1,030	144	12%	1,176
MICROGEN DX		740	423	36%	1,163
NCH NORTHEAST	6	877	276	24%	1,159
MEDEXPRESS FORT MYERS		1,013	142	12%	1,155
MINUTECLINIC LLC #3631		977	172	15%	1,149
BAYA PHARMACY & URGENT CARE		799	350	30%	1,149
ARCPPOINT LABS		639	509	44%	1,148
EMERGENCY PHYSICIANS MEDICAL CENTER		244	903	79%	1,147
MINUTECLINIC LLC 5852		970	173	15%	1,143
UNIVERSITY OF ALABAMA AT BIRMINGHAM		1,111	24	2%	1,135
BIOCERNA MAIN LAB	1	1,025	106	9%	1,132
MEDEXPRESS URGENT CARE - GOLDEN GATE		1,012	101	9%	1,113
CAPSTONE HEALTHCARE		782	320	29%	1,102
CAREFAST+		835	267	24%	1,102
PREMIER URGENT CARE OF BREVARD LLC		897	179	17%	1,076
PARAMOUNT URGENT CARE		393	675	63%	1,068
NYU HOSPITALS CENTER CLINICAL LABORATORIES		1,021	30	3%	1,051
MELBOURNE MEDICAL LABORATORY☐	1	882	158	15%	1,041
PATIENTS FIRST – THOMASVILLE ROAD		923	113	11%	1,036
IGENOMIX USA LLC	36	904	89	9%	1,029
DYNIX DIAGNOSTIX		888	136	13%	1,024
MEDEXPRESS URGENT CARE - DELAND		959	62	6%	1,021
VAVA PARTNERS LLC		436	578	57%	1,014
EPN URGENT CARE NAPLES	2	746	250	25%	998
TOM LEE COMMUNITY HEALTH CENTER		677	320	32%	997
HealthSentry_UHS		934	61	6%	995
TEMPUS CLINICAL LABORATORY	8	865	117	12%	990
ESCAMBIA COMMUNITY CLINICS INC	4	752	232	23%	988
AMELIA EXPRESS CARE		642	339	35%	981
MEDEXPRESS PORT CHARLOTTE		919	51	5%	970
MC DIAGNOSTIC OF CONNECTICUT, PC #2220		832	127	13%	959
LAB24 INC	3	292	663	69%	958
MEDEXPRESS URGENT CARE - VERO BEACH		799	131	14%	930
COASTAL LABORATORIES		748	179	19%	927
VRL EUROFINs - DALLAS		913	13	1%	926
VENTURE MEDICAL OF FLORIDA LLC		828	97	10%	925
VERITOR		809	111	12%	920
ADVENT HEALTH - DADE CITY		818	94	10%	912
GESSLER CLINIC		486	425	47%	911
PHYSICIANS PRIMARY CARE	2	803	105	12%	910
SHELL POINT NURSING PAVILION	1	875	29	3%	905
PARRISH MEDICAL CENTER		792	102	11%	894

COVID-19: testing by laboratory

Data through Dec 14, 2020 verified as of Dec 15, 2020 at 09:25 AM

Data in this report are provisional and subject to change.

The numbers in the table below represent the number of Florida and non-Florida residents for whom test results were received by the Department of Health. A person can be tested by more than one laboratory and can have both positive and negative results. **Therefore, the sum of the numbers in each column will be larger than the total number of people tested.**

Reporting lab	Inconclusive	Negative	Positive	Percent positive	Total
BAYFRONT HEALTH URGENT CARE LLC		757	133	15%	890
CARENOW URGENT CARE		600	274	31%	874
PARAMOUNT URGENT CARE - ORLANDO		622	251	29%	873
BAY MEDICAL CENTER SACRED HEART HEALTH SYSTEM		660	211	24%	871
PARAMOUNT URGENT CARE - WINDERMERE		583	287	33%	870
DONALD W ROBERTSON DO PA		648	209	24%	857
BAPTIST HEALTH SOUTH FLORIDA - COUNTRY WALK URGENT CARE EXPRESS		741	114	13%	855
RAINBOW RIVER MEDICAL LABORATORY		796	57	7%	853
NORTH FLORIDA PEDIATRICS-TALLAHASSEE		788	60	7%	848
MINUTECLINIC LLC #4415		691	154	18%	845
BAPTIST HEALTH SOUTH FLORIDA - KEY BISCANE URGENT CARE EXPRESS		740	98	12%	838
STEWART REFERENCE LABORATORY	1	539	298	36%	838
FLORIDA HOSPITAL ORLANDO		743	74	9%	817
GENE TOX WORLDWIDE	57	666	92	11%	815
PARAMOUNT URGENT CARE - OVIEDO		443	370	46%	813
ASCENSION ST VINCENT'S - CLAY		775	29	4%	804
ADVENTHEALTH CENTRA CARE		753	44	6%	797
NITE LITE PEDIATRICS		228	561	71%	789
PHAROS HEALTH		622	167	21%	789
ELLENTON URGENT CARE		572	212	27%	784
HISTOPATHOLOGY SERVICES, LLC		696	88	11%	784
LENCO MEDICAL LABORATORY		751	24	3%	775
MEDEXPRESS URGENT CARE - CLEWISTON		677	97	13%	774
MACDILL AIR FORCE BASE		709	51	7%	760
GENESIS LABORATORY MANAGEMENT	4	618	124	17%	746
BAYFRONT HEALTH - CITRUS HILLS		639	106	14%	745
MEDEXPRESS URGENT CARE CORAL SPRINGS		677	65	9%	742
HOLIDAY CVS LLC DBA CVSPHARMACY #5155		711	24	3%	735
MINUTECLINIC LLC #5249		620	114	16%	734
ADVENTHEALTH CENTRA CARE CONWAY		673	57	8%	730
DYNIX DIAGNOSTICS	2	521	206	28%	729
PEDIATRIC HEALTH CARE ALLIANCE - NORTHDAL		674	49	7%	723
LAKE WALES MEDICAL CENTER INC		639	77	11%	716
NONE		308	408	57%	716
ST ANNES NURSING CENTER		703	11	2%	714
DISNEY COVID TEST SITE		703	9	1%	712
PENSACOLA PEDIATRICS PA	1	606	91	13%	698
QUICK CARE MED PL	2	598	96	14%	696
DEPARTMENT OF CLINICAL LABS		682	10	1%	692
ASCENSION SACRED HEART - GULF		552	137	20%	689
ADVENT HEALTH LAB - ORLANDO		427	259	38%	686
CENTRA CARE		423	262	38%	685
PREMIER MEDICAL LABORATORY SERVICES	1	463	221	32%	685
MINI ER ADULT AND PEDIATRIC URGENT CARE		574	98	15%	672
BAPTIST HEALTHCARE - JAY HOSPITAL		523	143	21%	666
NAPLES URGENT CARE	1	426	235	35%	662
CAREFAST MURABELLA		501	155	24%	656

COVID-19: testing by laboratory

Data through Dec 14, 2020 verified as of Dec 15, 2020 at 09:25 AM

Data in this report are provisional and subject to change.

The numbers in the table below represent the number of Florida and non-Florida residents for whom test results were received by the Department of Health. A person can be tested by more than one laboratory and can have both positive and negative results. **Therefore, the sum of the numbers in each column will be larger than the total number of people tested.**

Reporting lab	Inconclusive	Negative	Positive	Percent positive	Total
VENICE REGIONAL MEDICAL CENTER		572	83	13%	655
WILLOWBROOKE COURT AT EDGEWATER POINTE ESTATES		645	8	1%	653
STAGEZERO LIFE SCIENCES INC	1	603	47	7%	651
PHARMCO RX	1	577	71	11%	649
MEDONE PLLC		526	119	18%	645
MINUTECLINIC LLC #3463		555	89	14%	644
MAVERICK LABS		456	186	29%	642
TYNDALL AIR FORCE BASE		512	126	20%	638
MINUTECLINIC LLC #5253		566	71	11%	637
NCH HEALTHCARE SYSTEM MICROBIOLOGY LAB		1	636	100%	637
ACCU REFERENCE MEDICAL LAB		309	322	51%	631
VERITAS GENETICS		617	13	2%	630
CHARLES AIESI CONSULTING INC	1	572	50	8%	623
MINUTECLINIC LLC #5854		535	83	13%	618
WHITE WILSON MEDICAL CENTER		71	529	88%	600
PATIENTS FIRST - MAHAN DRIVE		164	435	73%	599
ADVENT HEALTH CENTRA CARE - MOUNT DORA		276	316	53%	592
EUROFINS NTD, LLC		557	33	6%	590
MINUTECLINIC LLC #5190		509	78	13%	587
CENTRA CARE – SOUTH ORANGE		405	171	30%	576
ADVENT HEALTH CENTRA CARE - WATERFORD LAKES		480	94	16%	574
BAPTIST HEALTH - MD ANDERSON CANCER CENTER		570	3	1%	573
POINT OF CARE TESTING SITE		549	23	4%	572
CVS HEALTH		414	151	27%	565
DOCTOR'S MEMORIAL HOSPITAL		445	119	21%	564
MINI ER WATERFORD LAKES, THE		493	67	12%	560
INTERLACHEN PEDIATRICS		527	29	5%	556
UHEALTH CLINIC AT WALGREENS		462	92	17%	554
PRIMARY CARE OF THE TREASURE COAST		500	53	10%	553
FLORIDA COMMUNITY HEALTH CENTER		481	71	13%	552
Victoria Nursing and Rehabilitation Center		525	26	5%	551
FLAGLER HOSPITAL	8	29	514	93%	551
SOLARIS HEALTHCARE PALATKA		539	8	1%	547
VITAE DIAGNOSTICS		534	13	2%	547
COASTAL PEDIATRIC GROUP		481	63	12%	544
MINUTECLINIC, LLC DBA MINUTECLINIC #4717		531	11	2%	542
VETERANS AFFAIRS MEDICAL CENTER - JAMES A HALEY			535	100%	535
ED FRASER MEMORIAL HOSPITAL		424	110	21%	534
Tampa Lakes Health and Rehabilitation Center	2	468	62	12%	532
NCF DIAGNOSTICS & DNA TECHNOLOGIES	15	192	318	61%	525
VITAS HEALTHCARE CORPORATION OF FLA		521	3	1%	524
HOLY CROSS HOSPITAL LABORATORY			523	100%	523
MINUTECLINIC LLC #7886		477	46	9%	523
ECCOLAB GROUP	1	143	378	72%	522
MOUNT SINAI LABORATORY		502	19	4%	521
MANOR PINES CONVALESCENT CENTER LLC	1	512	7	1%	520
PALACE NURSING HOME & REHAB CENTER		518	2	0%	520

COVID-19: testing by laboratory

Data through Dec 14, 2020 verified as of Dec 15, 2020 at 09:25 AM

Data in this report are provisional and subject to change.

The numbers in the table below represent the number of Florida and non-Florida residents for whom test results were received by the Department of Health. A person can be tested by more than one laboratory and can have both positive and negative results. **Therefore, the sum of the numbers in each column will be larger than the total number of people tested.**

Reporting lab	Inconclusive	Negative	Positive	Percent positive	Total
SOUTHEAST ALABAMA MEDICAL CENT		469	47	9%	516
UNIVERSITY OF WEST FLORIDA STUDENT HEALTH SERVICES		426	88	17%	514
HOLMES REGIONAL MEDICAL CENTER		5	507	99%	512
LEE HEALTH CONVENIENT CARE - PAGE FIELD		421	87	17%	508
SHORELINE PHYSICIAN GROUP		333	173	34%	506
PARAMOUNT URGENT CARE VILLAGES		303	201	40%	504
TENNESSEE DOH - NASHVILLE	2	446	54	11%	502
The Sands at South Beach		499	3	1%	502
MOLECULAR INFECTIOUS DISEASES		492	7	1%	499
THE HEALTH CENTER OF PLANT CITY		487	7	1%	494
MEDEXPRESS URGENT CARE BOCA RATON		467	26	5%	493
MEDEXPRESS URGENT CARE - JAX ATLANTIC BLVD		457	35	7%	492
ST JOHN'S NURSING CENTER		484	6	1%	490
Community_Health		388	97	20%	485
SEBASTIAN RIVER MEDICAL CENTER	2	379	99	21%	480
DAVITA LABORATORY		426	54	11%	480
ADDICTION LABS OF AMERICA	2	440	37	8%	479
JOHN KNOX VILLAGE HEALTH CENTER		468	7	1%	475
KENDALL HEALTHCARE PROPERTIES DBA	2	461	10	2%	473
ACCESS POINT HEALTHCARE URGENT & PRIMARY CARE		364	109	23%	473
VETERANS AFFAIRS MEDICAL CENTER - BAY PINES		16	455	97%	471
GULF COAST MOLECULAR LABORATORIES	11	390	70	15%	471
BAPTIST HEALTH EMERGENCY CENTER AT WEST CORAL WAY		367	104	22%	471
LEE COUNTY EMERGENCY MEDICAL SERVICE		419	51	11%	470
VILLA MARIA NURSING & REHAB CENTER INC	1	457	10	2%	468
GULF COAST VILLAGE		445	22	5%	467
SANTA ROSA MEDICAL GROUP		390	76	16%	466
MINUTECLINIC LLC #5069		407	57	12%	464
BROWNWOOD CARE CENTER		424	38	8%	462
TREE HOUSE PEDIATRICS PLLC		417	39	9%	456
DOC SMILEYS URGENT CARE LLC		359	95	21%	454
CLARITY LABS		391	62	14%	453
JACKSON MEMORIAL LONG TERM CARE CENTER		432	10	2%	442
NORTH OKALOOSA MEDICAL CENTER		255	186	42%	441
GOLDEN GLADES NURSING & REHABILITATION CTR		436	5	1%	441
MEMORIAL PEMBROKE 24/7 CARE CENTER		332	102	24%	434
NORTH SHORE LIJ URGENT CARE PC		416	17	4%	433
PRIMARY CARE SERVICES AT INDIAN RIVER ESTATES		426	5	1%	431
AVECINA MEDICAL JULINGTON	1	240	189	44%	430
MID-FLORIDA PATHOLOGY		337	92	21%	429
COVANCE CLINICAL RESEARCH UNIT INC		422	7	2%	429
LIFE CARE CENTER OF HILLIARD		419	6	1%	425
SMA SPECIALTY MEDICAL LAB		115	310	73%	425
CLEWISTON NURSING AND REHABILITATION CENTER		419	4	1%	423
NEW YORK HOSPITAL LABORATORIES	1	410	11	3%	422
INTEGRITY LABORATORIES, LLC	1	327	94	22%	422
GARCIA CLINICAL LABORATORY		28	390	93%	418

COVID-19: testing by laboratory

Data through Dec 14, 2020 verified as of Dec 15, 2020 at 09:25 AM

Data in this report are provisional and subject to change.

The numbers in the table below represent the number of Florida and non-Florida residents for whom test results were received by the Department of Health. A person can be tested by more than one laboratory and can have both positive and negative results. **Therefore, the sum of the numbers in each column will be larger than the total number of people tested.**

Reporting lab	Inconclusive	Negative	Positive	Percent positive	Total
KEYS AHEC SCHOOL MEDICAL CLINIC	5	360	50	12%	415
COASTAL URGENT CARE		350	64	15%	414
PALM GARDEN OF PORT SAINT LUCIE		409	4	1%	413
C.W. BILL YOUNG VA MEDICAL CENTER		17	393	96%	410
TACACHALE CLINICAL LABORATORY		396	14	3%	410
FLO-MEDILAB SERVICES		186	221	54%	407
RIVER GARDEN HEBREW HOME FOR THE AGED		367	39	10%	406
THERADOC		152	252	62%	404
LEHIGH REGIONAL MEDICAL CENTER LAB		365	38	9%	403
MEDICAL FP – WHOLE FAMILY HEALTH CENTER		364	37	9%	401
ENZO CLINICAL LABS INC	1	388	12	3%	401
NEW PLANT CITY FAMILY CARE	1	210	190	47%	401
WOODLANDS MEDICAL SPECIALISTS		331	69	17%	400
CLINICAL PATHOLOGY LABS		296	104	26%	400
CONSULATE HEALTH CARE OF NEW PORT RICHEY		394	5	1%	399
FOUNTAIN MANOR HEALTH AND REHAB CENTER	1	392	3	1%	396
ANY LAB TEST NOW	1	281	111	28%	393
AMELIA EXPRESS CARE LLC		348	45	11%	393
ADVENT HEALTH CENTRA CARE - WINTER PARK		257	136	35%	393
NORTH FLORIDA PEDIATRICS - LAKE CITY		275	115	29%	390
Signature HealthCare Center of Waterford		385	4	1%	389
CONSULATE HEALTHCARE OF VERO BEACH	11	361	17	4%	389
BARBER		13	376	97%	389
VETERANS AFFAIRS MEDICAL CENTER		40	342	90%	382
EMERALD SHORES HEALTH AND REHABILITATION		324	54	14%	378
MINI ER AND URGENT CARE		271	105	28%	376
BAYA PHARMACY WEST		8	368	98%	376
Good Samaritan Society Kissimmee Village		338	38	10%	376
ADVENT HEALTH CENTRA CARE - PORT ORANGE		29	345	92%	374
FISHERMENS HOSPITAL CLINICAL LAB		344	29	8%	373
MEDONE URGENT CARE CENTER		149	222	60%	371
LABORATORY SPECIALISTS OF MICHIGAN		215	155	42%	370
HENDRY REGIONAL MEDICAL CENTER		107	263	71%	370
SPECTOR SCIENTIFIC LAB	1	188	181	49%	370
EDEN SPRINGS NURSING AND REHAB CENTER		347	21	6%	368
THE PRESERVE		366	2	1%	368
LIFE CARE CENTER OF ORANGE PARK		366	2	1%	368
OPTUM LABS LLC		284	83	23%	367
NEW YORK PRESBYTERIAN - CUMC CLINICAL		348	15	4%	363
MANOR AT CARPENTERS		341	21	6%	362
HILLCREST HEALTH CARE & REHABILITATION CENTER		353	7	2%	360
ADVENT HEALTH - TAMPA		145	211	59%	356
PRIMEHEALTH URGENT CARE INC		293	63	18%	356
LAUDERDALE NURSING CENTER LLC	1	351	3	1%	355
INFORM DIAGNOSTICS		349	6	2%	355
URGENT CARE BETHESDA	1	301	51	14%	353
PHYSICIAN ASSOCIATES		319	34	10%	353

COVID-19: testing by laboratory

Data through Dec 14, 2020 verified as of Dec 15, 2020 at 09:25 AM

Data in this report are provisional and subject to change.

The numbers in the table below represent the number of Florida and non-Florida residents for whom test results were received by the Department of Health. A person can be tested by more than one laboratory and can have both positive and negative results. **Therefore, the sum of the numbers in each column will be larger than the total number of people tested.**

Reporting lab	Inconclusive	Negative	Positive	Percent positive	Total
NCH HEALTHCARE BONITA		256	96	27%	352
SANFORD LABORATORIES		325	23	7%	348
DR G'S URGENT CARE		305	43	12%	348
NORTH FLORIDA PEDIATRICS PA - SUWANNEE		276	72	21%	348
Plantation Bay Rehabilitation Center		342	6	2%	348
VALENCIA HILLS HEALTH AND REHABILITATION CENTER		339	7	2%	346
BAYSHORE DIAGNOSTICS		309	37	11%	346
The Manor at Blue Water Bay		327	19	5%	346
NAVAL HOSPITAL - JACKSONVILLE		41	305	88%	346
PALM GARDEN OF OCALA		329	16	5%	345
HARTS HARBOR HEALTH CARE CENTER		342	2	1%	344
HEALTH CENTER AT BRENTWOOD	1	332	11	3%	344
FORT MYERS INTERNAL MEDICINE, LLC		314	29	8%	343
WEST GABLES HEALTH CARE CENTER		334	7	2%	341
SELECT REFERENCE LABORATORIES, LLC	1	326	12	4%	339
GENEIQ		319	18	5%	337
WILLOW BROOKE COURT AT INDIAN RIVER ESTATES		309	27	8%	336
GENESIS DIAGNOSTICS		234	100	30%	334
ADVENT HEALTH CENTRA CARE - LAKE MARY		86	248	74%	334
Crestview Rehabilitation Center		210	123	37%	333
ST ANDREWS BAY SKILLED NURSING &		329	3	1%	332
PRIMARY CARE SERVICES AT ST ANDREWS ESTATES		331			331
Colonial Lakes Health Care		328	2	1%	330
LIFE CARE CENTER OF PENSACOLA		322	5	2%	327
PENSACOLA PEDIATRICS	1	250	76	23%	327
LIFE CARE CENTER OF NEW PORT RICHEY		306	21	6%	327
FIU-HEALTH AUXILIARY LABORATORY		301	25	8%	326
MY CLINICAL LAB		223	103	32%	326
MIAMI JEWISH HEALTH SYSTEMS		323	2	1%	325
VETERANS AFFAIRS MEDICAL CENTER - GAINESVILLE		2	322	99%	324
BALDWIN PEDIATRICS	1	308	15	5%	324
MINUTECLINIC LLC #3705		290	34	10%	324
MEDICAL VB		274	49	15%	323
USAFSAM/PHE		173	150	46%	323
Point of Care Testing	1	105	215	67%	321
BALDOMERO LOPEZ STATE VETERANS NURSING HOME	2	318	1	0%	321
NORTH FLORIDA REHABILITATION & SPECIALTY CARE☐		317	2	1%	319
UR MEDICINE LABS- CENTRAL LABORATORY		307	11	3%	318
SANTA ROSA CENTER FOR REHABILITATION AND HEALING		297	21	7%	318
MIDWAY SPECIALTY CARE CENTER	3	202	113	36%	318
MED FAST URGENT CARE CENTER		67	249	79%	316
INDIAN RIVER CTR, LLC		284	27	9%	311
CLIFFORD CHESTER SIMS STATE VETERANS		305	5	2%	310
PEDIATRIC HEALTHCARE ALLIANCE PA		282	27	9%	309
ADVENT HEALTH CENTRA CARE - LEESBURG		13	295	96%	308
FERNANDINA BEACH REHAB AND NURSING	1	305	1	0%	307
GENESIS MEDICAL LABORATORY MIAMI FL.		83	224	73%	307

COVID-19: testing by laboratory

Data through Dec 14, 2020 verified as of Dec 15, 2020 at 09:25 AM

Data in this report are provisional and subject to change.

The numbers in the table below represent the number of Florida and non-Florida residents for whom test results were received by the Department of Health. A person can be tested by more than one laboratory and can have both positive and negative results. **Therefore, the sum of the numbers in each column will be larger than the total number of people tested.**

Reporting lab	Inconclusive	Negative	Positive	Percent positive	Total
MEDSCAN LABORATORY INC	1	161	143	47%	305
MOORINGS PARK INSTITUTE, INC, THE		299	6	2%	305
VILLAGE AT VIENNA SQUARE,THE	6	294	4	1%	304
PARKLANDS FACILITY INC	2	300	2	1%	304
TIDE LABORATORIES		262	41	14%	303
SIGNATURE HEALTHCARE OF BROOKWOOD GARDENS		303			303
SIPARADIGM, DIAGNOSTIC INFORMATICS		273	30	10%	303
MEDONE URGENT CARE AT ST. AUGUSTINE		111	190	63%	301
CREEKSIDE CARE CENTER		257	44	15%	301
HARBOUR HEALTH CENTER		297	3	1%	300
MEDEXPRESS LUTZ		3	297	99%	300
MYTEST DIAGNOSTICS		284	16	5%	300
FAIR HAVENS CENTER, OPCO		296	3	1%	299
CORE DIAGNOSTIC LABORATORIES LLC		220	78	26%	298
ADVENT HEALTH CENTRA CARE - TITUSVILLE		56	241	81%	297
SOLARIS HEALTHCARE CHARLOTTE HARBOR		285	11	4%	296
BUENA VISTA URGENT CARE		264	32	11%	296
FLORIDA HOSPITAL WAUCHULA		194	100	34%	294
Stacey Health Care Centers Inc. dba Riverside Care Center		287	6	2%	293
RUSKIN HEALTH CENTER		183	109	37%	292
NORTHWEST MEDICAL CENTER CLINICAL LABORATORY		175	116	40%	291
CORAL TRACE HEALTH CARE	1	288	1	0%	290
BOND URGENT CARE LLC		220	70	24%	290
AUBURN UNIVERSITY MEDICAL CLINIC		227	62	21%	289
ADVENT HEALTH CENTRA CARE - PALM COAST		36	253	88%	289
DOH – INDIAN RIVER		245	42	15%	287
FLORIDA HOSPITAL MEDICAL GROUP		236	50	17%	286
MINUTECLINIC LLC, #10357		284	1	0%	285
PATIENTS FIRST LAKE ELLA MEDICAL CENTER		253	32	11%	285
CORAL BAY HEALTHCARE AND REHABILITATION	1	280	3	1%	284
SPECIALTY HEALTH AND REHABILITATION CENTER		260	23	8%	283
LAKELAND REGIONAL HEALTH SYSTEMS INC		16	266	94%	282
BOCA BIOLISTICS REFERENCE LABORATORY	2	185	94	33%	281
Palmetto Subacute Care Center		274	7	2%	281
DOCTORS CENTER,THE		223	58	21%	281
HMA SANTA ROSA MEDICAL CENTER LLC DBA		223	57	20%	280
CITRUS NURSING CENTER LLC		266	13	5%	279
TREASURE COAST COMMUNITY HEALTH	3	252	24	9%	279
LIFE CARE CENTER OF OCALA		277	1	0%	278
BLOUNTSTOWN REHABILITATION CENTER LLC		206	72	26%	278
PRUITT HEALTH-SANTA ROSA		275	2	1%	277
MEDFAST URGENT CARE CENTERS		8	268	97%	276
MANOR CARE HEALTH SERVICES - FT MYERS		270	5	2%	275
Abbey Delray		275			275
BIOCEPT		259	16	6%	275
LIFEBRITE	1	117	156	57%	274
WESTCHESTER GARDENS LIMITED PARTNERSHIP		267	5	2%	272

COVID-19: testing by laboratory

Data through Dec 14, 2020 verified as of Dec 15, 2020 at 09:25 AM

Data in this report are provisional and subject to change.

The numbers in the table below represent the number of Florida and non-Florida residents for whom test results were received by the Department of Health. A person can be tested by more than one laboratory and can have both positive and negative results. **Therefore, the sum of the numbers in each column will be larger than the total number of people tested.**

Reporting lab	Inconclusive	Negative	Positive	Percent positive	Total
ETHOS WELLNESS PHARMACY		248	23	8%	271
FAST TRACK URGENT CARE CENTER		1	269	100%	270
MARION E FETHER MEDICAL CENTER, THE		246	20	8%	266
Quest Diag Unspecifd		173	92	35%	265
MEDFAST URGENT CARE CENTER		82	183	69%	265
NSPIRE HEALTHCARE MIAMI LAKES	3	253	8	3%	264
ST CLOUD REGIONAL MEDICAL CENTER CLINICAL LAB		220	44	17%	264
BRIDGEWATER PARK HEALTH AND REHAB		257	7	3%	264
HAINES CITY REHABILITATION AND NURSING CENTER		260	3	1%	263
FLORIDA HOSPITAL HEARTLAND MED CTR LAKE PLACID		195	67	26%	262
DELTONA HEALTH CARE		242	20	8%	262
PHYSICIANS REGIONAL WALK-IN		184	76	29%	260
CONSULATE HEALTHCARE OF KISSIMMEE		247	12	5%	259
CLIFFORD CHESTER SIMS VA NURSING HOME		251	8	3%	259
AURORA DIAGNOSTICS BERNHARDT LABORATORIES PATHOLOGY SERVICE		190	69	27%	259
PARAMOUNT URGENT CARE - CLERMONT		153	106	41%	259
PALM GARDEN OF VERO BEACH		249	9	3%	258
FLORIDA WOMAN CARE LABORATORY LLC		232	26	10%	258
Life Care Center at Wells Crossing		243	14	5%	257
ADVENT HEALTH - CELEBRATION		245	12	5%	257
AVELLINO LAB USA, INC	1	248	8	3%	257
JACKSON MEMORIAL PERDUE MEDICAL CENTER		246	9	4%	255
ASCEND CLINICAL	2	232	21	8%	255
GROWING TOGETHER PEDIATRICS LLC		237	18	7%	255
VETERANS AFFAIRS MEDICAL CENTER - LAKE CITY		52	203	80%	255
CITY MEDICAL OF NEW JERSEY, PC		232	22	9%	254
PROHEALTH MEDICAL CLINIC		60	193	76%	253
ADVENTHEALTH EXPRESS CARE		137	116	46%	253
BIOCERNA LLC	8	188	57	23%	253
SPRINGTREE REHAB & HEALTH CARE CENTER		246	5	2%	251
PROJECT HEALTH, INC SUMTERVILLE	2	221	28	11%	251
QUALITOX LABORATORIES		105	145	58%	250
ARCPOINTS LABS		229	21	8%	250
APP-UNIPATH, LLC	1	238	9	4%	248
MARTIN MEMORIAL MEDICAL CENTER LAB		128	118	48%	246
KETAMINE HEALTH CENTERS LLC		223	23	9%	246
SHELL POINT VILLAGE MEDICAL CENTER		246			246
KEY WEST HEALTH AND REHAB	1	241	4	2%	246
RICARDO NAVARRO DO PA		228	17	7%	245
ARCPOINT LABS OF CORAL SPRINGS FL		222	22	9%	244
ROSEWOOD HEALTHCARE & REHABILITATION CENTER		239	4	2%	243
SOUTHERN OAKS CARE CENTER	1	238	3	1%	242
GOOD SAMARITAN		236	4	2%	240
PALMS OF SEBRING		226	13	5%	239
SHORE ACRES CARE CENTER		228	8	3%	236
ST JUDE CHILDREN'S RESEARCH HOSPITAL		224	12	5%	236
Timberidge Center for Rehabilitation and Healing		213	23	10%	236

COVID-19: testing by laboratory

Data through Dec 14, 2020 verified as of Dec 15, 2020 at 09:25 AM

Data in this report are provisional and subject to change.

The numbers in the table below represent the number of Florida and non-Florida residents for whom test results were received by the Department of Health. A person can be tested by more than one laboratory and can have both positive and negative results. **Therefore, the sum of the numbers in each column will be larger than the total number of people tested.**

Reporting lab	Inconclusive	Negative	Positive	Percent positive	Total
SOLARIS HEALTHCARE PARKWAY	1	232	2	1%	235
PALM GARDEN OF GAINESVILLE	2	231	2	1%	235
LAKELAND REGIONAL HEALTH - PWC/OB		35	200	85%	235
BAPTIST PRIMARY CARE	2	188	45	19%	235
ADVENT HEALTH CENTRA CARE - UNIVERSITY	1	94	139	59%	234
FLORIDA GULF COAST UNIVERSITY		88	146	62%	234
Marshall Health and Rehabilitation Center		232	2	1%	234
FLORIDA DEPARTMENT OF HEALTH IN POLK COUNTY		189	44	19%	233
ROLLINS COLLEGE WELLNESS CENTER		92	140	60%	232
DIAMOND RIDGE HEALTH AND REHABILITATION CENTER		222	10	4%	232
24 HOUR PEDIATRIC CARE CENTER	1	214	17	7%	232
MALABAR/ADVENT CENTRA CARE		43	188	81%	231
THE PALACE AT HOMESTEAD		225	6	3%	231
OCEAN VIEW NURSING AND REHAB CENTER		221	10	4%	231
URGENT CARE OF THE PALM BEACHES		2	228	99%	230
CONSULATE HEALTH CARE OF SAFETY HARBOR		225	4	2%	229
ADVENT HEALTH CENTRA CARE - ALTAMONTE SPRINGS		136	93	41%	229
renaissance health and rehabilitation center		226	2	1%	228
OAK HAMMOCK AT THE UNIVERSITY OF FLORIDA		222	6	3%	228
REGENTS PARK AT AVENTURA		221	5	2%	226
ROSEWOOD HEALTH AND REHABILITATION CENTER		220	5	2%	225
MINUTECLINIC LLC # 3579		198	27	12%	225
LEHIGH VALLEY GENOMICS			224	100%	224
MEMPHIS PATHOLOGY LABORATORY	4	203	17	8%	224
Vi at Lakeside Village Skilled Nursing		223			223
Williston Care Center		223			223
BOND AND STEELE CLINIC PA		103	120	54%	223
MAYFLOWER ASSISTED LIVING		221	1	0%	222
EAST LAKE PEDIATRICS		176	46	21%	222
LAKE EUSTIS HEALTH AND REHABILITATION CENTER		222			222
BROWARD NURSING & REHABILITATION CTR	8	213	1	0%	222
PEDIATRICS OF CENTRAL FLORIDA PA	6	201	14	6%	221
VITAS LUTHERAN TOWERS INPATIENT PROGRAM		218	2	1%	220
HOMESTEAD MANOR		211	9	4%	220
JACKSONVILLE BEACH PEDIATRIC CARE CENTER□		199	21	10%	220
PARAMOUNT URGENT CARE INC		131	88	40%	219
NORTH FLORIDA PEDIATRICS PA		196	23	11%	219
LYNN HAVEN SPORTS COMPLEX-WALKON CLINIC		18	201	92%	219
GOLDEN GATE FAMILY CLINIC		63	155	71%	218
THE MANOR AT CARPENTERS		185	32	15%	217
BAY VILLAGE OF SARASOTA INC		216	1	0%	217
PALM HARBOR PHARMACY		182	35	16%	217
MAIN STREET MEDICAL CENTER		9	208	96%	217
TAMARAC REHABILITATION & HEALTH CENTER		216			216
BENTON PEDIATRICS INC		197	19	9%	216
GANDY CROSSING CARE CENTER		204	11	5%	215
MINUTECLINIC LLC #3662		195	20	9%	215

COVID-19: testing by laboratory

Data through Dec 14, 2020 verified as of Dec 15, 2020 at 09:25 AM

Data in this report are provisional and subject to change.

The numbers in the table below represent the number of Florida and non-Florida residents for whom test results were received by the Department of Health. A person can be tested by more than one laboratory and can have both positive and negative results. **Therefore, the sum of the numbers in each column will be larger than the total number of people tested.**

Reporting lab	Inconclusive	Negative	Positive	Percent positive	Total
FAIRWAY OAKS CENTER LLC	5	206	4	2%	215
SPRING HILL HEALTH AND REHABILITATION CENTER		203	12	6%	215
LAKE PORT SQUARE		200	15	7%	215
Bay Breeze Senior Living and Rehabilitation Center		176	38	18%	214
MIDWAY SPECIATLY CARE CENTER		122	91	43%	213
MINUTECLINIC LLC # 0514		196	17	8%	213
HARDEE MANOR HEALTH CARE CENTER	1	209	2	1%	212
POCONO MEDICAL CENTER		212			212
ADVENT HEALTH CENTRA CARE - ORMOND BEACH		68	144	68%	212
MANOR CARE NURSING CENTER OF SARASOTA FL LLC		207	5	2%	212
VILLAGE DOCTORS FAMILY MEDICAL CENTER OF		171	40	19%	211
SUNRISE DIAGNOSTIC LABORATORY		158	53	25%	211
MINUTECLINIC LLC #5214		195	16	8%	211
CHIPOLA HEALTH AND REHAB		199	11	5%	210
BUFFALO CROSSING HEALTHCARE & REHABILITATION CTR		205	5	2%	210
MANDARIN PEDIATRICS		199	11	5%	210
BLOCK, NATION, CHASE, AND SMOLEN FAMILY MEDICINE		157	53	25%	210
PARKS HEALTHCARE & REHABILITATION CTR	4	205	1	0%	210
HERON POINTE HEALTH AND REHABILITATION	1	209			210
CLARIDGE HOUSE NURSING CENTER		201	9	4%	210
KISSIMMEE FACILITY OPERATIONS LLC		201	7	3%	208
BUREAU OF CLINICAL LABORATORIES		172	36	17%	208
THE PALACE MANAGEMENT - THE PALACE AT CORAL GABLES		208			208
CYPRESS COVE CARE CENTER		152	55	27%	207
FL HUD DESTIN, LLC D/B/A GRAND BOULEVARD HEALTH		186	19	9%	205
ROSEN MEDICAL CENTER		184	20	10%	204
PRO CLINIC		159	44	22%	203
COMMUNITY HEALTH CENTERS OF PINELLAS, INC.		3	200	99%	203
PREMIER PLACE AT THE GLENVIEW		197	6	3%	203
NORTHEAST FLORIDA NEUROLOGY CLINICS, INC		178	25	12%	203
CONSULATE HEALTH CARE OF WINTER HAVEN		203			203
LUTHERAN HAVEN		200	3	1%	203
POLK COUNTY HEALTH DEPARTMENT		178	24	12%	202
MEDRITE MEDICAL CARE, PC	90	98	14	7%	202
PROTEUS MOLECULAR AND CLINICAL LAB	1	144	57	28%	202
VAMC WEST PALM LAB		5	196	98%	201
PALM GARDEN OF JACKSONVILLE	2	193	6	3%	201
Governors Creek Health and Rehabilitation	1	198	2	1%	201
GATEWAY/ADVENT CENTRA CARE		13	188	94%	201
LabCorp (Non-Interfaced)	1	105	95	47%	201
LIFE CARE PONTE VEDRA INC		198	2	1%	200
HOMESTEAD VILLAGE		198	2	1%	200
Taylor Care Center		197	2	1%	199
HEALTH FIRST - HOLMES REGIONAL MEDICAL CENTER		32	167	84%	199
PruittHealth Santa Rosa		195	4	2%	199
FULGENT GENETICS	2	161	35	18%	198
FAST TRACK URGENT CARE CENTER - CARROLLWOOD		1	197	99%	198

COVID-19: testing by laboratory

Data through Dec 14, 2020 verified as of Dec 15, 2020 at 09:25 AM

Data in this report are provisional and subject to change.

The numbers in the table below represent the number of Florida and non-Florida residents for whom test results were received by the Department of Health. A person can be tested by more than one laboratory and can have both positive and negative results. **Therefore, the sum of the numbers in each column will be larger than the total number of people tested.**

Reporting lab	Inconclusive	Negative	Positive	Percent positive	Total
PATHGROUP LABS LLC		94	104	53%	198
ORANGE COUNTY HEALTH DEPT		189	8	4%	197
BAYA POINTE NURSING AND REHABILITATION		114	83	42%	197
TUSKAWILLA NURSING AND REHAB CENTER	2	188	4	2%	194
MINUTE CLINIC LLC		163	31	16%	194
TGH		1	193	99%	194
TIERRA PINES CENTER		186	7	4%	193
MINUTECLINIC LLC #7887		174	19	10%	193
GRAND COURT TAMPA		192	1	1%	193
MANORCARE HEALTH SERVICES - VENICE		151	41	21%	192
BREVARD HEALTH ALLIANCE		62	130	68%	192
Solaris HealthCare Windermere		187	5	3%	192
SUWANNEE HEALTH AND REHABILITATION CENTER		190	2	1%	192
READY RESPONDERS FLORIDA, PLLC		163	28	15%	191
Boynton Beach Rehabilitation Center	1	189	1	1%	191
XYZ LABORATORY	2	172	17	9%	191
FLORIDA CLINICAL LABORATORY-BIOREFERENCE LABORATORIES		63	128	67%	191
MINUTECLINIC LLC #1771		171	18	10%	189
PALM BAY HOSPITAL CLINICAL LABORATORY		53	136	72%	189
ASAP LAB LLC		95	93	49%	188
Consulate Health Care of North Fort Myers		182	6	3%	188
ST JAMES HEALTH AND REHABILITATION CENTER		184	4	2%	188
HEALTH LINK DIAGNOSTIC LABORATORIES		182	5	3%	187
INTELEX LABS, LLC		185	2	1%	187
HOPE HOSPICE AND COMMUNITY SERVICES INC	5	178	3	2%	186
FAMILY HEALTH CENTERS OF SWF LABS	1	159	26	14%	186
HEALTHY STEPS PEDIATRICS		167	19	10%	186
PLANTATION NURSING & REHAB CENTER		186			186
Destin Healthcare and Rehabilitation Center	1	181	3	2%	185
SABAL PALMS HEALTH AND REHAB		146	39	21%	185
MANOR OAKS NURSING & REHAB CENTER		184	1	1%	185
CONSULATE HEALTH CARE OF BAYONET POINT	3	178	4	2%	185
Glades West Rehabilitation and Nursing Center		183	1	1%	184
ST. JAMES BAY HEALTH AND REHABILITATION CENTER		183	1	1%	184
MIAMI JEWISH HEALTH SYSTEMS, INC	1	176	7	4%	184
ABBOTT LABORATORIES		142	41	22%	183
NEO GENOMICS - FORT MYERS	1	178	4	2%	183
MINUTECLINIC LLC #1055		153	29	16%	182
PCB CLINIC		136	45	25%	181
PALM GARDEN OF AVENTURA		179	1	1%	180
CENTRA CARE – AZALEA PARK		98	82	46%	180
USA HEALTH UNIVERSITY HOSPITAL CLINICAL LABORATORY	1	177	2	1%	180
W FRANK WELLS NURSING HOME		159	20	11%	179
MICHAEL A MIDDLETON MD PA□		172	7	4%	179
RULEME CENTER	1	175	3	2%	179
MINUTECLINIC, LLC (CLINIC 10699)		155	24	13%	179
BROOKDALE FORT MYERS CYPRESS LAKE		178	1	1%	179

COVID-19: testing by laboratory

Data through Dec 14, 2020 verified as of Dec 15, 2020 at 09:25 AM

Data in this report are provisional and subject to change.

The numbers in the table below represent the number of Florida and non-Florida residents for whom test results were received by the Department of Health. A person can be tested by more than one laboratory and can have both positive and negative results. **Therefore, the sum of the numbers in each column will be larger than the total number of people tested.**

Reporting lab	Inconclusive	Negative	Positive	Percent positive	Total
NORTH PINELLAS STATMED QUICK QUALITY CLINICS		100	79	44%	179
MEDIPATH		4	175	98%	179
PruittHealth Panama City		174	4	2%	178
DOCTORS MEMORIAL FAMILY MEDICINE	2	121	55	31%	178
HEATHER HILL HEALTHCARE CENTER		167	11	6%	178
ELLENTON PEDIATRICS		162	15	8%	177
HOLMES REG MED CENTER CLINICAL LAB		146	31	18%	177
PALM GARDEN OF TAMPA		175	2	1%	177
SIGNATURE HEALTHCARE OF NORTH FLORIDA		175	2	1%	177
HARDEE COUNTY HEALTH DEPARTMENT		139	37	21%	176
CARRINGTON PLACE OF ST PETE LLC		175	1	1%	176
SOLARIS HEALTHCARE MERRITT ISLAND		161	14	8%	175
BAY TREE CARE AND REHABILITATION CENTER		163	12	7%	175
ADVENT HEALTH CENTRA CARE - DAYTONA BEACH		89	85	49%	174
Consulate Health Care of St. Petersburg		174			174
BLUE MED CONSULTANTS		169	5	3%	174
CYPRESS VILLAGE		169	5	3%	174
VITAS HEALTHCARE CORP OF CENTRAL FL		171	1	1%	172
UNIVERSITY OF TAMPA STUDENT HEALTH AND SHC CLINICAL LABORATORY		41	131	76%	172
NIGHT LITE PEDIATRICS WINTER GARDEN		144	28	16%	172
BAPTIST HEALTH PRIMARY CARE	1	134	36	21%	171
ADVENT HEALTH CENTRA CARE - WESLEY CHAPEL		4	167	98%	171
MINUTECLINIC LLC #7173		159	12	7%	171
PALM GARDEN OF CLEARWATER		165	5	3%	170
MINUTECLINIC LLC # 3686		152	17	10%	169
THE PALACE NURSING AND REHABILITATION CENTER		169			169
ARCHER HEALTH VENTURES, LLC		163	6	4%	169
MINUTECLINIC LLC #3671		151	18	11%	169
STARKE FAMILY MEDICAL CENTER		139	29	17%	168
ORCHARD PARK HEALTH & REHABILITATION		168			168
PANAMA CITY DEVELOPMENTAL CENTER☐		168			168
SIGNATURE HEALTHCARE AT THE COURTYARD		127	41	24%	168
PEDIATRIC HEALTH CARE ALLIANCE, PA		151	17	10%	168
ADVENT HEALTH CENTRA CARE - COLONIAL TOWN		121	47	28%	168
NADAL PEDIATRICS - VICTORIA STREET (3385)		141	26	16%	167
CAPE CANAVERAL HOSPITAL		43	122	74%	165
MINUTECLINIC LLC #1821		151	14	8%	165
PHYSICIANS PRIMARY CARE LAB		132	33	20%	165
ADVENT HEALTH CENTRA CARE - OVIEDO		63	101	62%	164
BRADENTON HEALTH CARE		163			163
ST. CLOUD REGIONAL MEDICAL CENTER		155	8	5%	163
FORT PIERCE HEALTH CARE		163			163
NSPIRE HEALTHCARE LAUDERHILL		160	3	2%	163
EPN URGENT CARE		43	120	74%	163
Chatsworth at PGA National, LLC		160	2	1%	162
BROOKSVILLE HEALTHCARE CENTER LLC☐		161	1	1%	162
TRI COUNTY NURSING HOME		161	1	1%	162

COVID-19: testing by laboratory

Data through Dec 14, 2020 verified as of Dec 15, 2020 at 09:25 AM

Data in this report are provisional and subject to change.

The numbers in the table below represent the number of Florida and non-Florida residents for whom test results were received by the Department of Health. A person can be tested by more than one laboratory and can have both positive and negative results. **Therefore, the sum of the numbers in each column will be larger than the total number of people tested.**

Reporting lab	Inconclusive	Negative	Positive	Percent positive	Total
WOMEN'S CARE FLORIDA LABORATORY		157	5	3%	162
URGENT CARE OF THE PALM BEACHES, NORTH PALM BEACH			161	100%	161
AZALEA TRACE		154	6	4%	160
FLORIDA DEPARTMENT OF HEALTH		139	21	13%	160
GREENBRIAR REHABILITATION AND NURSING CENTER	1	159			160
KEYSTONE REHAB		160			160
Lake Port Square Health Center		155	4	3%	159
BAYVIEW CENTER		158	1	1%	159
WUESTHOFF REF LABORATORY			158	100%	158
DAVID SCOTT MADWAR MD PA□		145	12	8%	157
GOOD SAMARITAN SOCIETY-DAYTONA		155	2	1%	157
HOSPITAL FOR SPECIAL SURGERY		155	1	1%	156
MANOR CARE OF NAPLES FL LLC		155	1	1%	156
TIMBERRIDGE NURSING HOME & REHAB		123	32	21%	155
PRUITT HEALTH		153	2	1%	155
ELMHURST HOSPITAL CENTER	1	149	5	3%	155
The Inn at Sarasota Bay Club		153	2	1%	155
COCOA BEACH/ADVENT CENTRA		41	114	74%	155
VETERANS AFFAIRS MEDICAL CENTER - MIAMI			154	100%	154
TALLAHASSEE NHHI LLC		153	1	1%	154
FLORIDA DEPARTMENT OF HEALTH CLAY COUNTY		104	49	32%	153
PALMETTTO FACILITY INC	1	152			153
Heritage Healthcare at Tallahassee		150	2	1%	152
MINUTECLINIC LLC #3635		140	12	8%	152
PALM GARDEN OF WEST PALM BEACH□		138	13	9%	151
CONSULATE HEALTH CARE OF MELBOURNE		151			151
Life Care Center of Punta Gorda	1	146	4	3%	151
ARCPPOINT LABS OF ST PETERSBURG		114	36	24%	150
DIAMOND RIDGE		147	3	2%	150
BEAR CREEK NURSING CENTER		149	1	1%	150
PERSONALIZED GENETIC TESTING		62	87	58%	149
EAST LAKE PEDIATRICS PA		140	9	6%	149
LOOP PEDIATRICS PA		134	15	10%	149
FLAGLER COUNTY HEALTH DEPARTMENT		131	18	12%	149
COMMUNITY HEALTH AND REHABILITATION CENTER		138	11	7%	149
FAWCETT MEMORIAL HOSPITAL-LAB		39	110	74%	149
PRECISION HEALTH RESOURCES, LLC	1	133	15	10%	149
DIAMOND RIDGE HEALTH AND REHABILITATION		139	10	7%	149
PALM GARDEN OF WINTER HAVEN		135	14	9%	149
ADVENT HEALTH CENTRA CARE - CARROLLWOOD		2	146	99%	148
ADVENTHEALTH MEDICAL GROUP PROMPT CARE		118	30	20%	148
CITRUS HEALTH AND REHAB		128	19	13%	147
SILVERCREST HEALTH AND REHABILITATION CENTER	3	139	5	3%	147
CARENOW	2	86	58	40%	146
Bayside Care Center	1	140	5	3%	146
ADVENT HEALTH CENTRA CARE - ST. CLOUD		131	15	10%	146
AFC URGENT CARE TYRONE		2	144	99%	146

COVID-19: testing by laboratory

Data through Dec 14, 2020 verified as of Dec 15, 2020 at 09:25 AM

Data in this report are provisional and subject to change.

The numbers in the table below represent the number of Florida and non-Florida residents for whom test results were received by the Department of Health. A person can be tested by more than one laboratory and can have both positive and negative results. **Therefore, the sum of the numbers in each column will be larger than the total number of people tested.**

Reporting lab	Inconclusive	Negative	Positive	Percent positive	Total
CARENOW URGENT CARE – FORT PIERCE		115	31	21%	146
AVENTURA REHAB AND NURSING CENTER		145			145
ASTON GARDENS AT PELICAN MARSH		143	2	1%	145
Nspire Health Care Kendall		137	6	4%	143
LONGWOOD FAMILY PRACTICE		121	22	15%	143
SERANADES BY SONATA WEST ORANGE		126	17	12%	143
OCALA FAMILY MEDICAL CENTER INC	1	115	26	18%	142
AFC URGENT CARE FAMILY CARE			142	100%	142
PADDOCK RIDGE		139	2	1%	141
J AND G MEDICAL GROUP LLC		121	20	14%	141
EDGEWOOD NURSING CENTER		139	2	1%	141
ENGLEWOOD HEALTHCARE AND REHABILITATION CENTER		141			141
AFC URGENT CARE SEMINOLE			141	100%	141
ORLANDO HEALTH EMERGENCY DEPARTMENT		131	9	6%	140
EDGEWATER AT WATERMAN VILLAGE,THE		139	1	1%	140
TERRACES OF LAKE WORTH CARE CENTER□		140			140
SARNO EXTENDED HOURS		95	44	32%	139
ARBOR FACILITY INC		138			138
AMERICAN PATHOLOGY PARTNERS		136	2	1%	138
SILVER CREEK SENIOR LIVING COMMUNITY		138			138
MEDICAL CENTER CLINIC-IMMEDIATE CARE	1	113	24	17%	138
MANOR AT BLUEWATER BAY		131	6	4%	137
PPC-LAB EDI ORCHARD BI		129	8	6%	137
Rehabilitation Center for Park Place LLC		135	2	1%	137
AMERICAN FINNISH NURSING HOME	1	134	2	1%	137
HALIFAX MEDICAL CENTER-PORT ORANGE LAB		118	19	14%	137
REHABILITATION CENTER OF LAKE CITY, TH		132	5	4%	137
BAYFRONT HEALTH MEDICAL GROUP		106	31	23%	137
VENICE REGIONAL BAYFRONT HEALTH (PULMONARY)		126	10	7%	136
DXTERITY DIAGNOSTICS	1	132	3	2%	136
LAB CORP	1	86	49	36%	136
VRL EUROFINs		134	2	1%	136
Consulate Healthcare of West Palm Beach		129	7	5%	136
AFC URGENT CARE CLEARWATER		81	54	40%	135
PORT ST LUCIE REHABILITATION AND HEALTHCARE		98	37	27%	135
Parkview Rehabilitation Center at Winter Park		132	3	2%	135
IRL MARKET LAB ALACHUA		104	31	23%	135
PALM BEACH COUNTY HEALTH DEPT LAB	1	131	2	1%	134
OAKBROOK HEALTH AND REHABILITATION CENTER	1	132			133
UNITED CLINICAL LABORATORIES		124	9	7%	133
ADVENT HEALTH CENTRA CARE - DELAND		28	105	79%	133
LABORATORY OF FLORIDA		83	50	38%	133
LPG COCONUT POINT		112	20	15%	132
CORAL REEF NURSING & REHAB CENTER		132			132
FORT WALTON REHABILITATION CENTER		95	37	28%	132
JACKSON PLAZA NURSING & REHAB CENTER		131	1	1%	132
ROSECASTLE OF ZEPHRHILLS		130	2	2%	132

COVID-19: testing by laboratory

Data through Dec 14, 2020 verified as of Dec 15, 2020 at 09:25 AM

Data in this report are provisional and subject to change.

The numbers in the table below represent the number of Florida and non-Florida residents for whom test results were received by the Department of Health. A person can be tested by more than one laboratory and can have both positive and negative results. **Therefore, the sum of the numbers in each column will be larger than the total number of people tested.**

Reporting lab	Inconclusive	Negative	Positive	Percent positive	Total
COLOR GENOMICS, INC.	1	129	2	2%	132
CAYUGA MEDICAL CENTER AT ITHACA		129	3	2%	132
THE REHABILITATION CENTER OF LAKE CITY		127	5	4%	132
INTEGRATED REGIONAL LABORATORIES		119	12	9%	131
HUNT CLUB PEDIATRIC ASSOCIATES, P.A.		110	21	16%	131
LONGWOOD HEALTH AND REHABILITATION CENTER		125	6	5%	131
ALLSOUTH URGENT CARE			131	100%	131
AMERICAN RESEARCH LABS		7	122	95%	129
CENTRACARE		17	112	87%	129
GENE BY GENE		61	68	53%	129
BMHSI-AEL MICROBIOLOGY LABORATORY	2	102	25	19%	129
MATHISON RETIREMENT COMMUNITY, INC		127	1	1%	128
TRENTON MEDICAL CENTER INC DBA PALMS MEDICAL GROUP	2	105	21	16%	128
ADVENT HEALTH - ORLANDO		110	18	14%	128
ALL SEASONS NAPLES LLC		127			127
MILLENNIUM LAB SERVICES			127	100%	127
REFUAH HEALTH CENTER LABORATORY		124	3	2%	127
PIONEER CLINICAL LAB, LLC		104	22	17%	126
GOOD SAMARITAN SOCIETY OF DELAND		123	3	2%	126
SEA BREEZE REHAB AND NURSING CENTER		124	2	2%	126
UCC - WELLINGTON			126	100%	126
Emory L Bennett State Veterans Nursing Home		123	2	2%	125
LITTLE PINE PEDIATRICS		93	32	26%	125
DIGNITY HEALING, LLC		121	4	3%	125
ADVENT HEALTH CENTRA CARE - LONGWOOD		22	103	82%	125
CANTERFIELD OF OCALA, LLC		123	2	2%	125
THE CLUB AND REHABILITATION CENTER		123	1	1%	124
GENETWORKX		17	107	86%	124
MACTOWN, INC		124			124
FIRST CHOICE PEDIATRICS		85	39	31%	124
ST CATHERINE'S WEST REHABILITATION HOSPITAL		123	1	1%	124
REGENCY CARE OF BLOUNTSTOWN LLC		118	5	4%	123
LIFE CARE CENTER OF ALTAMONTE SPRINGS		102	21	17%	123
MINUTECLINIC LLC #476		106	17	14%	123
NCRNC INC		121	2	2%	123
HENDRY REGIONAL MEDICAL CENTER CLINICAL LABORATORY		89	33	27%	122
SABAL DIRECT PRIMARY CARE, PA		105	17	14%	122
ASSOCIATESMD MEDICAL GROUP INC		104	17	14%	121
TRI-COUNTY NURSING HOME		114	7	6%	121
GRAVITY DIAGNOSTICS, LLC		35	86	71%	121
Solaris Healthcare Daytona	1	120			121
PARKVIEW HEALTH		121			121
FHMG-FLORIDA HOSPITAL MEDICAL GROUP		101	19	16%	120
ADVANCED MEDICAL CENTER		86	34	28%	120
GESSLER CLINIC PA		98	22	18%	120
TRINITY REGIONAL REHAB CENTER		118	2	2%	120
SERENADES IN THE VILLAGES		107	13	11%	120

COVID-19: testing by laboratory

Data through Dec 14, 2020 verified as of Dec 15, 2020 at 09:25 AM

Data in this report are provisional and subject to change.

The numbers in the table below represent the number of Florida and non-Florida residents for whom test results were received by the Department of Health. A person can be tested by more than one laboratory and can have both positive and negative results. **Therefore, the sum of the numbers in each column will be larger than the total number of people tested.**

Reporting lab	Inconclusive	Negative	Positive	Percent positive	Total
TARPON POINT NURSING AND REHABILITATION CENTER		120			120
Sunset Point Center		117	2	2%	119
SAINTS 120 LLC	1	101	17	14%	119
BAYSIDE HEALTH AND REHABILITATION CENTER		119			119
FLORIDA KEYS PEDIATRICS & ADOLESCENT CENTER		115	4	3%	119
RIVERS FAMILY MEDICINE PA		100	19	16%	119
MATHISON RETIREMENT COMMUNITY		114	4	3%	118
ADVENT HEALTH CENTRA CARE - WINTER HAVEN	1	42	75	64%	118
BOSTON RED SOX CLUB LP		117	1	1%	118
CRUCIAL CARE EMERGENCY MEDICINE DOCTORS		96	22	19%	118
PEDIATRICS IN BREVARD PA		111	7	6%	118
PROVIDENCE HOSPITAL LABORATORY		112	5	4%	117
POINT WASHINGTON MEDICAL CLINIC		1	116	99%	117
ARTHREX MEDICAL CENTER		48	69	59%	117
CATALYST WALK IN CLINIC		90	27	23%	117
NEIGHBORHOOD MEDICAL CENTER		112	5	4%	117
NORTH FLORIDA PEDIATRICS - MARIANNA		87	29	25%	116
BOCA GRANDE HEALTH CLINIC		113	3	3%	116
PAVILION FOR HEALTHCARE, THE		115			115
CHARTER SENIOR LIVING OF PANAMA CITY BEACH		99	15	13%	114
PINES OF SARASOTA		114			114
Whispering Oaks	5	103	6	5%	114
SUWANNEE VALLEY NURSING CENTER		111	2	2%	113
LabCorp L#09258090 M#09258105		71	42	37%	113
PROVISTA DIAGNOSTICS, INC		111	2	2%	113
FLORIDA HEALTH CARE PLAN INC		2	110	98%	112
ACCURATE DIAGNOSTIC LABS, INC		109	3	3%	112
AMERICAN FAMILY CARE PENSACOLA WEST		1	111	99%	112
MOBILE INFIRMARY MED CENTER PATH LAB		101	11	10%	112
COQUINA CENTER		111	1	1%	112
ALLIED HEALTH FORT PIERCE		112			112
COASTAL HEALTH AND REHAB		110	2	2%	112
SEMINOLE NURSING PAVILION		104	7	6%	111
SUN COUNTRY PEDIATRICS PLLC	6	95	10	9%	111
LASER & SURGERY CENTER OF THE PALM BEACHES		111			111
INTERLACHEN PEDIATRICS PA		107	4	4%	111
CENTRA CARE - HUNTER'S CREEK		52	59	53%	111
ADVENT HEALTH CENTRA CARE		9	102	92%	111
HIALEAH SHORES NURSING AND REHAB CENTER		103	7	6%	110
AMBULATORY SURGERY CENTER OF BOCA RATON LTD		109	1	1%	110
ARDEN COURTS OF LARGO FL, LLC		107	3	3%	110
NATIONS BEST FAMILY HEALTH CARE		60	50	45%	110
NORTH FL SOUTH GA HCS-MALCOM RANDALL VAMC			109	100%	109
HILLSBOROUGH COUNTY DEVELOPMENTAL CTR	1	108			109
MEADOWCREST FAMILY PHYSICIANS		78	31	28%	109
BAYFRONT HEALTH ER PINELLAS PARK	1	71	37	34%	109
PALM GARDEN OF ORLANDO		105	4	4%	109

COVID-19: testing by laboratory

Data through Dec 14, 2020 verified as of Dec 15, 2020 at 09:25 AM

Data in this report are provisional and subject to change.

The numbers in the table below represent the number of Florida and non-Florida residents for whom test results were received by the Department of Health. A person can be tested by more than one laboratory and can have both positive and negative results. **Therefore, the sum of the numbers in each column will be larger than the total number of people tested.**

Reporting lab	Inconclusive	Negative	Positive	Percent positive	Total
ADVENT HEALTH CENTRA CARE - AZALEA PARK		91	17	16%	108
GRAVITY DIAGNOSTICS		42	66	61%	108
MEYER PEDIATRICS		96	12	11%	108
ISLAND HEALTH AND REHABILITATION CENTER		108			108
SOLARIS HEALTHCARE OSCEOLA		105	3	3%	108
EVANS HEALTH CARE		106	2	2%	108
TUSCAN GARDENS OF VENETIA MANAGEMENT COMPANY		106	1	1%	107
LAKESIDE NEUROLOGIC		103	4	4%	107
DOCTOR'S IN HOUSE LABORATORY		13	94	88%	107
QUICK CARE MED		80	26	25%	106
MINUTECLINIC DIAGNOSTIC OF RHODE ISLAND, LLC #729		102	4	4%	106
BELVEDERE COMMONS OF FORT WALTON BEACH		97	9	8%	106
MINUTECLINIC LLC #4987		92	14	13%	106
Shoal Creek Rehabilitation Center		71	35	33%	106
GRAND OAKS HEALTH & REHABILITATION		106			106
GLADES HEALTH CARE CENTER		105	1	1%	106
Gulf Coast Healthcare (Longwood Health and Rehab		106			106
HEART OF FLORIDA REGIONAL MED CTR		35	71	67%	106
VILLAGE DOCTORS OF KEYSTONE		87	18	17%	105
AFC URGENT CARE		45	60	57%	105
WESLEY HAVEN VILLA	1	98	6	6%	105
PRIMECARE OF DOTHAN		71	34	32%	105
ADVENT HEALTH CENTRA CARE - SANFORD		28	77	73%	105
ADVENT HEALTH CENTRA CARE - BRANDON		29	76	72%	105
BAY VIEW HEALTHCARE		85	19	18%	104
GOLD CHOICE SENIOR COMMUNITIES		75	29	28%	104
ATLANTIC SHORES NURSING AND REHAB CENTER		103	1	1%	104
MINUTECLINIC LLC #3291		90	13	13%	103
Bayside Health and Rehabilitation		102	1	1%	103
Fernandina Beach Rehabilitation and Nursing Center		103			103
SUNFLOWER SPRINGS ASSISTED LIVING		99	3	3%	102
Solaris Healthcare Lake Bennet		89	13	13%	102
UNIVERSITY MEDICAL CENTER SUITES		90	12	12%	102
TREASURE COAST MEDICAL ASSOCIATES INC		74	27	27%	101
NEW YORK CITY DEPARTMENT OF HEALTH & MENTAL		92	8	8%	100
WOODBRIIDGE FACILITY INC		99	1	1%	100
DOCTORS MEMORIAL HOSPITAL		33	67	67%	100
CRONOS CLINICAL LABORATORY	2	88	10	10%	100
CHILDRENS MEDICAL ASSOCIATION		91	9	9%	100
WIMAUMA COMMUNITY HEALTH CENTER		80	20	20%	100
Consulate Health Care of Port Charlotte		98	2	2%	100
ARCADIA HEALTH AND REHABILITATION CENTER		99			99
EVENT MED SERVICES LABORATORY		98	1	1%	99
HEARTLAND PEDIATRICS OF LAKE WALES		92	7	7%	99
EXOSOME DIAGNOSTICS		93	5	5%	98
PLAZA OF HALLANDALE BEACH		98			98
CENTRAL FLORIDA HEALTH CARE		46	52	53%	98

COVID-19: testing by laboratory

Data through Dec 14, 2020 verified as of Dec 15, 2020 at 09:25 AM

Data in this report are provisional and subject to change.

The numbers in the table below represent the number of Florida and non-Florida residents for whom test results were received by the Department of Health. A person can be tested by more than one laboratory and can have both positive and negative results. **Therefore, the sum of the numbers in each column will be larger than the total number of people tested.**

Reporting lab	Inconclusive	Negative	Positive	Percent positive	Total
FHMG FLORIDA HOSPITAL MEDICAL GROUP		83	15	15%	98
FLORIDA COMMUNITY HEALTH CENTERS INC			98	100%	98
HEALTH CENTERS AT BRENTWOOD		96	1	1%	97
DBI HEALTH INC		95	2	2%	97
CSL PLASMA		22	75	77%	97
PHYSICIANS REGIONAL CLINIC		82	15	15%	97
SOLARIS HEALTHCARE IMPERIAL		94	3	3%	97
CHATHAM GLEN HEALTHCARE AND REHABILITATION CENTER		95	2	2%	97
FELLOWSHIP HOME AT THE FAIRWAY LLC		96			96
BAYSHORE MEMORY CARE		96			96
CORE BIO LABS		63	33	34%	96
PEDIATRIC ASSOCIATES ORLANDO		82	14	15%	96
RDX BIOSCIENCE		40	56	58%	96
JACKSONVILLE KIDS PEDIATRICS, PLLC		81	15	16%	96
YOUR FAMILY WALK-IN CLINIC		3	93	97%	96
SOUTH BALDWIN REGIONAL MEDICAL CENTER		92	4	4%	96
VISTA MANOR		92	3	3%	95
THE TERRACE OF KISSIMMEE		80	15	16%	95
ADVENT HEALTH CENTRA CARE - TEMPLE TERRACE		42	53	56%	95
TUSCAN GARDENS OF PALM COAST		94	1	1%	95
GLOBAL CENTRAL LABS AT PPD	2	87	6	6%	95
ADVENT HEALTH CENTRA CARE - KISSIMMEE		61	34	36%	95
OSPREY VILLAGE AT AMELIA ISLAND LTD		91	3	3%	94
DEPARTMENT OF HEALTH & HUMAN SERVICES		94			94
DIAGNOSTIC SOLUTIONS		3	91	97%	94
San Jose Health & Rehabilitation		94			94
GRANDE, THE	2	88	4	4%	94
FINLAY CLINICAL LABORATORY INC		28	65	70%	93
MONTEFIORE MEDICAL CENTER LABORATORIES - MOSES		85	8	9%	93
FIRST CHOICE PEDIATRICS SEMORAN		72	21	23%	93
DEVANSH LAB WERKS INC		77	16	17%	93
ANCIENT CITY PEDIATRICS		90	3	3%	93
FG RAPID RESULTS	1	51	40	43%	92
AVECINA MOBILE		83	9	10%	92
OCEAN REEF MEDICAL CENTER		74	18	20%	92
UNIVERSITY OF MIAMI		1	91	99%	92
PEDIATRICS OF GREATER ORLANDO		81	10	11%	91
FLORIDA HEALTH CARE PLANS			91	100%	91
SOLARIS HEALTHCARE LAKE CITY		55	36	40%	91
INN AT ASTON GARDENS, THE		90	1	1%	91
SEMINOLE COUNTY HEALTH DEPARTMENT		73	18	20%	91
GEORGIA DEPARTMENT OF PUBLIC HEALTH		1	89	99%	90
AYERS HEALTH & REHABILITATION CENTER		90			90
FINLAY CLINICAL LABORATORY		28	62	69%	90
FIRST CHOICE PRIMARY CARE		68	22	24%	90
WESTCHESTER MEDICAL CENTER		88	2	2%	90
WIREGRASS DIRECT PRIMARY CARE PLLC		78	12	13%	90

COVID-19: testing by laboratory

Data through Dec 14, 2020 verified as of Dec 15, 2020 at 09:25 AM

Data in this report are provisional and subject to change.

The numbers in the table below represent the number of Florida and non-Florida residents for whom test results were received by the Department of Health. A person can be tested by more than one laboratory and can have both positive and negative results. **Therefore, the sum of the numbers in each column will be larger than the total number of people tested.**

Reporting lab	Inconclusive	Negative	Positive	Percent positive	Total
JEFFERY WEINZWEIG		2	87	98%	89
LIFE CARE CENTER OF WINTER HAVEN		77	12	13%	89
HOLY CROSS HOSPITAL		12	77	87%	89
PALMS MEDICAL GROUP HIGH SPRINGS		80	9	10%	89
ADVENT HEALTH CENTRA CARE - CITRUS PARK		8	81	91%	89
ADVENT HEALTH CENTRA CARE - WATERMAN		78	11	12%	89
AMELIA MEDICAL CARE		13	76	85%	89
AVERO DIAGNOSTICS		64	24	27%	88
VILLAGE PLACE NH LLC		66	22	25%	88
WESTWOOD HEALTHCARE SNF		87	1	1%	88
ADVENT HEALTH CENTRA CARE - ORANGE CITY		14	74	84%	88
GOVERNOR'S CREEK HEALTH & REHABILITATION		87	1	1%	88
MV MEDICAL PRACTICE DBA PRIMARY URGENT CARE		84	3	3%	87
CENTERSTONE OF FLORIDA		83	4	5%	87
24/7 PEDIATRIC CARE CENTERS INC		83	4	5%	87
PACIFIC ANALYTICS			87	100%	87
ABBIEJEAN RUSSELL CARE CENTER		87			87
BRANDON HEALTH AND REHABILITATION CENTER	1	85	1	1%	87
SMILEY MEDICAL GROUP		59	28	32%	87
WHITE PLAINS HOSPITAL CENTER LAB		87			87
TIFFANY HALL NURSING AND REHAB CENTER		87			87
TRADITION MEDICAL CENTER LABORATORY		48	39	45%	87
DAYSPRING VILLAGE		85	1	1%	86
Solaris Healthcare Coconut Creek		84	2	2%	86
WEDGEWOOD HEALTHCARE CENTER		82	3	4%	85
ARBOR TRAIL		77	8	9%	85
SURREY PLACE CARE CENTER		80	5	6%	85
FAST TRACK URGENT CARE CENTER - RIVERVIEW			85	100%	85
W. FRANK WELLS NURSING HOME		84	1	1%	85
MIAMI SHORES NURSING & REHAB		85			85
EXPRESS URGENT CARE LLC		1	84	99%	85
KALEIDA HEALTH CENTER FOR LABORATORY		80	5	6%	85
NAVY HOSPITAL			85	100%	85
SUNLAND MARIANNA COX MEDICAL CENTER		75	10	12%	85
ADVENT HEALTH CENTRA CARE - SOUTH ORANGE		69	15	18%	84
KEYS MEDICAL GROUP			84	100%	84
PINES OF SARASOTA GARDEN		84			84
ADVENT HEALTH - PALM HARBOR ER		64	20	24%	84
HURLBURT FIELD CLINIC		39	45	54%	84
FREEDOM INN AT TARPON SPRINGS		81	3	4%	84
SPRINGS AT LAKE POINTE WOODS		81	2	2%	83
FAMILY CARE PARTNERS OF NORTHEAST FLORIDA LLC		44	39	47%	83
DAIRY ROAD URGENT CARE		54	29	35%	83
JACKSONVILLE NURSING AND REHAB CENTER		81	2	2%	83
OAKS OF KISSIMMEE HEALTH AND REHABILITATION CENTER		83			83
RDV SPORTSPLEX PEDIATRICS		67	16	19%	83
DISCOVERY VILLAGE AT NAPLES		83			83

COVID-19: testing by laboratory

Data through Dec 14, 2020 verified as of Dec 15, 2020 at 09:25 AM

Data in this report are provisional and subject to change.

The numbers in the table below represent the number of Florida and non-Florida residents for whom test results were received by the Department of Health. A person can be tested by more than one laboratory and can have both positive and negative results. **Therefore, the sum of the numbers in each column will be larger than the total number of people tested.**

Reporting lab	Inconclusive	Negative	Positive	Percent positive	Total
Concordia Village of Tampa AL		83			83
BOCA RATON REHABILITATION CENTER		79	3	4%	82
ORLANDO HEALTH CENTER FOR REHABILITATION		82			82
ADVANCED AMBULATORY SURGERY CENTER		78	4	5%	82
ADVENT HEALTH - LAKE NONA		70	12	15%	82
MIRACLE HILL NURSING & REHABILITATION CENTER INC		80	2	2%	82
FAST TRACK URGENT CARE CENTER - WESTCHASE			82	100%	82
THE PAVILION FOR HEALTH CARE		72	10	12%	82
LAB		29	53	65%	82
HERON CLUB AT PRESTANCIA		80	2	2%	82
HEALTH CARE DISTRICT OF PALM BEACH COUNTY MAIN OFFICE	1	9	71	88%	81
SOLARIS SENIOR LIVING VERO BEACH		80	1	1%	81
LAKE PARK OF MADISON		78	3	4%	81
PHYSICIANS STAT LAB INC		61	20	25%	81
WHITE WILSON MEDICAL IMMEDIATE CARE NICEVILLE		1	79	99%	80
QUICK CARE MED PL CR		77	3	4%	80
UNIVERSITY HEALTH SYSTEM INC		72	8	10%	80
MIDWAY PRIMARY CARE, LLC		78	2	3%	80
CLYDE E LASSEN STATE VETERANS NURSING HOME		56	24	30%	80
WOOD LAKE HEALTH AND REHABILITATION CENTER		79			79
EDGEWATER AT WATERMAN VILLAGE		78	1	1%	79
MD 365 MEDICAL CARE		78	1	1%	79
NSPIRE HEALTHCARE TAMARAC		78	1	1%	79
AMERICA'S PHARMACY LLC		71	8	10%	79
TREASURE COAST MEDICAL ASSOCIATES		2	77	97%	79
AMEERAH LABS, LLC		63	16	20%	79
MORSELIFE MEMORY CARE RESIDENCE		78	1	1%	79
VIERA HOSPITAL			79	100%	79
THE WELLNESS CENTER AT LAKEWOOD RANCH			78	100%	78
VETERANS AFFAIRS MEDICAL CENTER - PALO ALTO		28	50	64%	78
CONEY ISLAND HOSPITAL		77	1	1%	78
SEASIDE HEALTH AND REHABILITATION CENTER		22	56	72%	78
NITE LITE PEDIATRICS - JACKSONVILLE		76	2	3%	78
CONSULATE HEALTH CARE OF SARASOTA		77			77
FLOMEDILAB		19	58	75%	77
ORANGE CITY NURSING AND REHAB		75	2	3%	77
CHILDRENS MEDICAL ASSOCIATION PA		65	12	16%	77
TRUE NORTH HEALTH NAVIGATION LLC DBA DISPATCHHEALTH	1	60	16	21%	77
THE COURTYARD ASSISTED LIVING		74	3	4%	77
CBS LABS OF TAMPA LLC		3	74	96%	77
LAKEVIEW TERRACE RETIREMENT COMMUNITY		75	2	3%	77
BROWARD HEALTH CORAL SPRINGS EPIDEMIOLOGY DEPT		1	76	99%	77
FAST TRACK URGENT CARE CENTER - SOUTH TAMPA			77	100%	77
CAREMOUNT MEDICAL - PATHOLOGY		75	2	3%	77
Heritage Park Rehabilitation & Healthcare		75	1	1%	76
DIAGNOSTIC & CLINICAL CARE SERVICES INC DBA		64	12	16%	76
ST MARK ASSISTED LIVING CENTER	1	64	11	14%	76

COVID-19: testing by laboratory

Data through Dec 14, 2020 verified as of Dec 15, 2020 at 09:25 AM

Data in this report are provisional and subject to change.

The numbers in the table below represent the number of Florida and non-Florida residents for whom test results were received by the Department of Health. A person can be tested by more than one laboratory and can have both positive and negative results. **Therefore, the sum of the numbers in each column will be larger than the total number of people tested.**

Reporting lab	Inconclusive	Negative	Positive	Percent positive	Total
HOBDAIR FAMILY HEALTH LLC		50	26	34%	76
DIAGNOSTIC LABORATORY OF OKLAHOMA		62	14	18%	76
DYNAMIC MEDICAL USA			76	100%	76
MEDICAL CENTER OF DELTONA, INC		57	18	24%	75
SOUTH BALDWIN MEDICAL CENTER GULF SHORES		62	13	17%	75
HAVEN OF OUR LADY OF PEACE INC		75			75
CATHOLIC HEALTH SYSTEM DEPT LABORATORY		74	1	1%	75
WINDSOR REFLECTIONS		74			74
AVON PARK PEDIATRICS INC		66	8	11%	74
URGENT CARE EXPRESS LLC			74	100%	74
NOAH CLINICAL LABORATORY		63	11	15%	74
ASCENSION MEDICAL GROUP		1	73	99%	74
BORLAND GROOVER CLINIC	1	61	12	16%	74
STEWART MEDICAL GROUP		34	39	53%	73
SCOTT LAKE HEALTH AND REHABILITATION CENTER		71	2	3%	73
SIGNATURE HEALTHCARE OF PORT CHARLOTTE		69	4	5%	73
MAGNOLIA DIAGNOSTIC		1	72	99%	73
CONSULATE HEALTH CARE - LAKE MARY		72	1	1%	73
SARAPATH DIAGNOSTICS			72	100%	72
VILLAS OF HOLLY BROOK - BRADENTON 14TH		72			72
COASTAL PHYSICIANS, LLC		55	17	24%	72
Advent health care center Celebration		69	3	4%	72
AMA MEDICAL GROUP LLC		62	10	14%	72
BAY VUE NURSING AND REHABILITATION CENTER		71	1	1%	72
BAPTIST PRIMARY CARE, INC		68	4	6%	72
ADVANCED LAB		67	4	6%	71
Madison Health and Rehabilitation Center		41	30	42%	71
HIGHLANDS MEDICAL CENTER		69	2	3%	71
EXCEL PEDIATRICS		53	18	25%	71
ATLANTIC URGENT CARE		46	25	35%	71
JOHN KNOX VILLAGE OF FLORIDA ALF	1	70			71
CITRUS MEMORIAL HEALTH SYSTEM LAB		2	69	97%	71
MEMORY CARE OF NAPLES		71			71
KORGENE LAB		22	49	69%	71
AMMON LABS		61	10	14%	71
Highlands Regional Hospital		63	7	10%	70
QPS, LLC		69	1	1%	70
PLYMOUTH HOME FOR ADULTS, INC.	8	61	1	1%	70
MEMORIAL MANOR		70			70
BROOKDALE OVIEDO		68	2	3%	70
NORTH FLORIDA PEDIATRICS PA - DUVAL		68	2	3%	70
SUNCOAST COMMUNITY HEALTH CENTERS PEDIATRICS		21	49	70%	70
DE LUNA HEALTH AND REHABILITATION CENTER		68	1	1%	69
SIMED LABORATORY		57	12	17%	69
SPRINGS AT BOCA CIEGA BAY,THE		69			69
HERITAGE HEALTHCARE AND REHABILITATION CENTER		69			69
BROWARD HEALTH MEDICAL CENTER		3	66	96%	69

COVID-19: testing by laboratory

Data through Dec 14, 2020 verified as of Dec 15, 2020 at 09:25 AM

Data in this report are provisional and subject to change.

The numbers in the table below represent the number of Florida and non-Florida residents for whom test results were received by the Department of Health. A person can be tested by more than one laboratory and can have both positive and negative results. **Therefore, the sum of the numbers in each column will be larger than the total number of people tested.**

Reporting lab	Inconclusive	Negative	Positive	Percent positive	Total
SUPERIOR RESIDENCES OF PANAMA CITY BEACH		65	4	6%	69
USF HEALTH MORSANI CENTER		5	64	93%	69
PROMEDICA LABORATORIES		21	48	70%	69
ADVENT HEALTH CENTRA CARE - WINTER GARDEN		13	55	81%	68
FLORIDA DEPARTMENT OF HEALTH IN LAKE COUNTY	1	46	21	31%	68
SUNCOAST OPTIMAL WELLNESS		23	45	66%	68
ERIE COUNTY MEDICAL CTR CLINICAL LABS		66	2	3%	68
ARBOR GLEN AT ARBOR TRACE		61	7	10%	68
BIODESIX, INC.		52	15	22%	67
LIFE BRITE		66	1	1%	67
LABFIRST - DEPARTMENT OF PATHOLOGY		66	1	1%	67
PEDIATRIC ASSOCIATES OF OCALA PA		63	4	6%	67
AEL- MEMPHIS		17	50	75%	67
WELLNOW URGENT CARE PC		67			67
PATRIOT MEDICAL LABORATORIES		65	2	3%	67
STONY BROOK UNIVERSITY MEDICAL CENTER		59	8	12%	67
ManorCare Health Services-Palm Harbor		66			66
MEDEX MEDICAL EXPRESS OF PALATKA			66	100%	66
PINELLAS CARE CENTER		47	19	29%	66
Courtyards of Orlando Care Center		66			66
PEDIATRICS BY THE SEA		65	1	2%	66
QUEENS HOSPITAL CENTER		64	2	3%	66
HEALTH FIRST - PALM BAY HOSPITAL		2	64	97%	66
CHAUTAUQUA REHABILITATION AND NURSING CENTER		65	1	2%	66
SOUTH GEORGIA MEDICAL CENTER		48	17	26%	65
NO FLORIDA PEDIATRICS, PA		63	2	3%	65
LEESBURG PEDIATRICS		61	4	6%	65
LUIS A GHIGLINO MD PA		63	2	3%	65
FIRST QUALITY LABORATORY		58	7	11%	65
LAKE HOUSE ASSISTED LIVING		53	12	18%	65
BAPTIST PRIMARY CARE INC		54	11	17%	65
Oakhurst Center		65			65
OUT OF STATE		40	24	38%	64
LEE COUNTY SCHOOL DISTRICT	1	60	3	5%	64
WATERMARK LAKE POINTE WOODS LLC		64			64
HAVEN OF OUR LADY OF PEACE		64			64
DISCOVERY VILLAGE AT MELBOURNE		63	1	2%	64
LAB PLUS, LLC AT SAINT THOMAS WEST HOSPITAL		50	14	22%	64
HEALTH PARK CARE CENTER		64			64
VIERA HEALTH AND REHABILITATION CENTER		62	1	2%	63
LITTLE PINE PEDIATRICS PLLC		59	4	6%	63
WADSWORTH HEALTH CENTER		60	3	5%	63
ASSOCIATED CLINICAL LABORATORIES		57	6	10%	63
APC PEDIATRICS AT RYE ROAD MEDICAL PARK		63			63
NATURE COAST MEDICAL GROUP		48	15	24%	63
EISENHOWER ARMY MEDICAL CENTER		59	4	6%	63
VIERA DEL MAR HEALTH AND REHABILITATION CENTER		62	1	2%	63

COVID-19: testing by laboratory

Data through Dec 14, 2020 verified as of Dec 15, 2020 at 09:25 AM

Data in this report are provisional and subject to change.

The numbers in the table below represent the number of Florida and non-Florida residents for whom test results were received by the Department of Health. A person can be tested by more than one laboratory and can have both positive and negative results. **Therefore, the sum of the numbers in each column will be larger than the total number of people tested.**

Reporting lab	Inconclusive	Negative	Positive	Percent positive	Total
PLANTATION GENERAL HOSPITAL CLINICAL LAB		26	37	59%	63
LAKE VIEW CARE CENTER AT DELRAY		62	1	2%	63
RIDGEWOOD DIAGNOSTIC LABORATORY		60	2	3%	62
JOSEPH L MORSE GERIATRIC CENTER	2	59	1	2%	62
FAMILY CARE PARTNERS OF NE FLORIDA LLC		31	31	50%	62
MINUTECLINIC DIAGNOSTIC OF SOUTH CAROLINA, LLC		56	6	10%	62
ADVENT HEALTH CENTRA CARE - POINCIANA		23	38	62%	61
AMERICAN HOUSE-BONITA SPRINGS		60	1	2%	61
MIAMI BEACH COMMUNITY HEALTH CENTER			61	100%	61
BRASHEAR'S VITAL CARE CORP		2	59	97%	61
FAST TRACK URGENT CARE CENTER - BRANDON			61	100%	61
EMERALD COAST HOSPICE		60	1	2%	61
NEMOURS CHILDREN'S PRIMARY CARE		51	10	16%	61
CENTRAL BALDWIN IMMEDIATE CARE & FAMILY PRACTICE		48	13	21%	61
CL BRUMBACK PRIMARY CARE CLINICS		16	45	74%	61
HUNTSVILLE HOSPITAL LABORATORY		45	15	25%	60
PHYSICIAN PARTNERS PERRY		40	20	33%	60
STATMED QUICK QUALITY CLINIC AT NORTH PINELLAS		38	22	37%	60
ALL FLORIDA FAMILY AND SPORTS MEDICINE		54	6	10%	60
ATRIUM AT LIBERTY PARK		59	1	2%	60
EXACT SCIENCES LABORATORIES, LLC		15	45	75%	60
ALTRU DIAGNOSTICS INC		40	19	32%	59
Heartland Healthcare of Ft. Myers		59			59
INTERNAL LAB		50	9	15%	59
HUNT CLUB PEDIATRIC ASSOCIATES PA		46	13	22%	59
DOUGLAS T JACOBSON STATE VETERANS HOME		59			59
MED EXPRESS		6	53	90%	59
ST VINCENT'S BIRMINGHAM		56	3	5%	59
LABCORP RTP		27	32	54%	59
MOLECULAR TESTING LABS		25	33	57%	58
Margate Health and Rehabilitation Center		56	2	3%	58
MINUTECLINIC LLC #4201		51	7	12%	58
CHILDREN MED CARE INC		50	8	14%	58
STONY BROOK SOUTHAMPTON		57	1	2%	58
F&T MEDICAL RESEARCH, INC		58			58
Quail Run Health Care Center		58			58
THE CANOPY AT BERRYHILL		58			58
ISLAND COAST PEDIATRICS		55	2	4%	57
ASCENSION SACRED HEART BAY LABORATORY		54	3	5%	57
EMBRY RIDDLE AERONAUTICAL UNIVERSITY HEALTH SERVICES			57	100%	57
UNIVERSITY OF NORTH FLORIDA STUDENT HEALTH		54	3	5%	57
KAPG FLEMING ISLAND SENIOR HOUSING OPCO LLC	1	56			57
MILLENIUM PHYSICIANS GROUP		1	56	98%	57
EAST NEW YORK DIAGNOSTIC AND TREATMENT		54	3	5%	57
CANOPY ON BERRYHILL, THE		45	12	21%	57
AMERICAN FAMILY MEDICAL		48	9	16%	57
LABCORP EMPLOYER SERVICES		57			57

COVID-19: testing by laboratory

Data through Dec 14, 2020 verified as of Dec 15, 2020 at 09:25 AM

Data in this report are provisional and subject to change.

The numbers in the table below represent the number of Florida and non-Florida residents for whom test results were received by the Department of Health. A person can be tested by more than one laboratory and can have both positive and negative results. **Therefore, the sum of the numbers in each column will be larger than the total number of people tested.**

Reporting lab	Inconclusive	Negative	Positive	Percent positive	Total
EAST ALABAMA MEDICAL CENTER LABORATORY		49	8	14%	57
MILLER BIOCONNECT		43	14	25%	57
GOOD SAMARITAN CENTER		57			57
SOUTH CAMPUS FACILITY INC		53	3	5%	56
URGENT CARE TCMA			56	100%	56
FLORIDA PEDIATRIC GROUP		27	29	52%	56
FAST TRACK URGENT CARE CENTER - WESLEY CHAPEL			56	100%	56
The Grove Health and Rehabilitation		40	16	29%	56
LATE HOURS URGENT CARE		39	17	30%	56
SMA LAB		6	50	89%	56
S-H THIRTY-FIVE OPCO- PORT ST LUCIE, LLC	1	55			56
Crystal Health & Rehab Center		56			56
MD LABS		32	24	43%	56
NO FLORIDA PEDIATRICS, PA - BRADFORD		45	11	20%	56
MINNESOTA TWINS		53	3	5%	56
SUNY UPSTATE MEDICAL UNIVERSITY		52	4	7%	56
FLAGLER COLLEGE HEALTH SERVICES		39	17	30%	56
VIPEDIATRICS PLLC		52	3	5%	55
GULF COAST MEDICAL CENTER		53	2	4%	55
NORTH PORT REHABILITATION AND NURSING CENTER□		54	1	2%	55
PALM BAY URGENT CARE		28	27	49%	55
TGH URGENT CARE – SEMINOLE			55	100%	55
ISLAND URGENT CARE PLLC DBA AFC URGENT CARE		54	1	2%	55
MD 365 MEDICAL CARE PLLC		55			55
SONATA HUNTERS CREEK		47	8	15%	55
TWIN CREEKS ASSISTED LIVING & MEMORY CARE		53	2	4%	55
PALM BEACH PEDIATRICS PA	1	45	8	15%	54
CLERMONT HEALTH AND REHAB		40	14	26%	54
SENIOR LIVING VII TAMPA LLC□	1	47	6	11%	54
ST. CLOUD MEDICAL GROUP		54			54
TIFFANY HALL NURSING AND REHAB		44	10	19%	54
ESTERO ISLAND MEDICAL CENTER		43	11	20%	54
SARASOTA CO. HEALTH DEPT # 58		40	14	26%	54
PHYSICIANS REGIONAL MEDICAL CENTER - PINE RIDGE		18	36	67%	54
VILLA MARIA WEST SKILLED NURSING FACILITY		48	6	11%	54
ALZHEIMERS CARE CENTER OF VIERA LTD		36	18	33%	54
MOBILE PHYSICIAN SERVICES INC		52	2	4%	54
UNITED LABORATORY SERVICES CORPORATION		38	16	30%	54
FAMILY HEALTH CENTERS OF SOUTHWEST FLORIDA INC		34	20	37%	54
NAPLES CHILDREN'S URGENT CARE		44	9	17%	53
CENTRA CARE - CONWAY		20	33	62%	53
BENTON HOUSE AT OAKLEAF		51	2	4%	53
PRIMARY CARE SOUTH INC			53	100%	53
PALMS FACILITY INC		52	1	2%	53
WINDSOR OAKS		52	1	2%	53
POINTE, THE		51	2	4%	53
Solaris Senior Living North Naples ALF		47	5	10%	52

COVID-19: testing by laboratory

Data through Dec 14, 2020 verified as of Dec 15, 2020 at 09:25 AM

Data in this report are provisional and subject to change.

The numbers in the table below represent the number of Florida and non-Florida residents for whom test results were received by the Department of Health. A person can be tested by more than one laboratory and can have both positive and negative results. **Therefore, the sum of the numbers in each column will be larger than the total number of people tested.**

Reporting lab	Inconclusive	Negative	Positive	Percent positive	Total
J FRANK AVEY MD		41	11	21%	52
WORKPLACE SCREENING INTELLIGENCE			52	100%	52
MINUTECLINIC LLC #7973		46	6	12%	52
JUPITER MEDICAL CENTER URGENT CARE			52	100%	52
ADVENT HEALTH		49	3	6%	52
CLEARWATER STATMED QUICK QUALITY CLINICS		28	24	46%	52
CALHOUN LIBERTY HOSPITAL		28	24	46%	52
CLEVELAND CLINIC FOUNDATION		11	41	79%	52
KINDRED HOSPITAL	2	49	1	2%	52
PARKSIDE INN		52			52
WILSON MEMORIAL REGIONAL MEDICAL CENTER		49	3	6%	52
GENPATH			52	100%	52
Sunnyside Nursing Home		50	2	4%	52
VETERANS AFFAIRS MEDICAL CENTER - GULF COAST		27	25	48%	52
FARAH MEDICAL		50	1	2%	51
DAYSPRING SENIOR LIVING LLC		50	1	2%	51
Q ANSWER LAB	1	23	27	53%	51
CORAL GABLES NURSING & REHABILITATION CENTER		44	7	14%	51
VIERA HOSPITAL, INC		37	14	27%	51
NXGEN MDX		19	32	63%	51
EAGLES WATCH CLUSTER		42	9	18%	51
GULFVIEW MEDICAL INSTITUTE		51			51
WASHINGTON REHABILITATION AND NURSING CENTER		51			51
REDI MED LLC			50	100%	50
VETERANS AFFAIRS ORLANDO VA MEDICAL CENTER			50	100%	50
WRIGHTS HEALTH CARE AND REHABILITATION CENTER		48	2	4%	50
ADVENTHEALTH MEDICAL GROUP FAMILY MEDICINE AT		42	8	16%	50
ROSECASTLE OF CITRUS		50			50
GATEWAY CARE CENTER		50			50
BROOKDALE FORT MYERS THE COLONY		50			50
GV NAPLES OPCO, LLC		50			50
ARCPOINT LABS OF SARASOTA MANATEE		1	48	98%	49
PHYSICIANS PRIMARY CARE OF SOUTHWEST FLORIDA		39	10	20%	49
IQBAL A FARUQUI MD		41	8	16%	49
NITE LITE PEDIATRICS - PORT ST. LUCIE		42	7	14%	49
USF		1	48	98%	49
SOMERBY LAKE NONA		48	1	2%	49
SOLARIS SENIOR LIVING NORTH NAPLES		48	1	2%	49
ADVENT HEALTH - PALM COAST			49	100%	49
HUNTINGTON HOSPITAL LABORATORY		47	2	4%	49
FOUNTAIN INN NURSING & REHABILITATION CTR, INC		45	3	6%	48
SONATA BOCA RATON		47	1	2%	48
ALTERNATIVE LIVING, INC DBA TWIN CITIES PAVILION		48			48
AFC PHYSICIANS OF FLORIDA		37	11	23%	48
GRACE PEDIATRICS		36	12	25%	48
SNH BRFL TENANT LLC		48			48
ADVENT HEALTH CENTRA CARE - EAST ORLANDO		21	27	56%	48

COVID-19: testing by laboratory

Data through Dec 14, 2020 verified as of Dec 15, 2020 at 09:25 AM

Data in this report are provisional and subject to change.

The numbers in the table below represent the number of Florida and non-Florida residents for whom test results were received by the Department of Health. A person can be tested by more than one laboratory and can have both positive and negative results. **Therefore, the sum of the numbers in each column will be larger than the total number of people tested.**

Reporting lab	Inconclusive	Negative	Positive	Percent positive	Total
BAY CENTER HURRICANE SHELTER		48			48
NAPLES PEDIATRICS INC□		43	5	10%	48
HOLISTIX TREATMENT CENTERS		44	4	8%	48
BIOIQ			48	100%	48
GENEDX		36	12	25%	48
SOFT CELL LABORATORIES		45	3	6%	48
CRAIG BERGER MD PL D/B/A BAY AREA EYE INSTITUTE		48			48
ALLIANCE PEDIATRICS		24	23	49%	47
LENOX HILL HOSPITAL		43	4	9%	47
INTERLAB		1	46	98%	47
ALEXANDER NININGER STATE VETERANS		47			47
ALLEGRO		47			47
PEDIATRIC CARE CENTER- JACKSONVILLE BEACH		19	28	60%	47
BROAD INSTITUTE CLINICAL SEQUENCING RESEARCH PLATFORM	1	42	4	9%	47
TRINITY AL SENIOR HOUSING LLC□		44	3	6%	47
PALMETTO FAMILY HEALTHCARE		8	38	83%	46
H LEE MOFFITT CANCER CENTER MICRO		46			46
FAMILY EXTENDED CARE OF CENTRAL TAMPA		46			46
PREMIER PLACE HEALTHCARE AT THE GLENVIEW		46			46
EAST MANATEE FAMILY	1	1	44	96%	46
PONTE VEDRA GARDENS		45	1	2%	46
HARTFORD HEALTH SERVICES LLC		46			46
CHILDREN'S HOSPITAL OF ALABAMA		45	1	2%	46
SANDY PINES	1	43	2	4%	46
FHMG LAKE MARY PEDS		40	6	13%	46
ST FRANCIS HOSPITAL		40	6	13%	46
NCH DOWNTOWN NAPLES HOSPITAL		1	45	98%	46
ST MARK VILLAGE		43	3	7%	46
MICRO PATH LABORATORIES INC		44	2	4%	46
BAY EDUCATORS WELLNESS CENTER		28	18	39%	46
HARBORCHASE OF NAPLES		39	6	13%	45
SOUTHPORT SQUARE HARBOUR HEALTH		45			45
CENTURY CENTER FOR REHABILITATION & HEALING		33	12	27%	45
MED COMP SCIENCES			45	100%	45
HEARTLAND PEDIATRICS OF LAKE PLACID PA		35	10	22%	45
PROMPT CARE OF CENTRAL FLORIDA			45	100%	45
KR at Hillsborough Lakes/Lutz Healthcare		45			45
CITRUS MEMORIAL HOSPITAL			45	100%	45
ADVENT HEALTH CENTRA CARE - SAND LAKE		17	28	62%	45
DOS OF NORTH SHORES NURSING & REHAB CENTER		45			45
UNIVERSITY OF CENTRAL FLORIDA HEALTH SERVICES		45			45
SANDY RIDGE CENTER FOR REHABILITATION AND HEALING		42	3	7%	45
NORTH SHORE UNIVERSITY HOSPITAL LABORATORY		42	3	7%	45
INDIGO MANOR□		16	29	64%	45
KENDALL REGIONAL MEDICAL CENTER LAB	3		41	93%	44
SUMMER VISTA ASSISTED LIVING		37	7	16%	44
BOND CLINIC, PA		29	15	34%	44

COVID-19: testing by laboratory

Data through Dec 14, 2020 verified as of Dec 15, 2020 at 09:25 AM

Data in this report are provisional and subject to change.

The numbers in the table below represent the number of Florida and non-Florida residents for whom test results were received by the Department of Health. A person can be tested by more than one laboratory and can have both positive and negative results. **Therefore, the sum of the numbers in each column will be larger than the total number of people tested.**

Reporting lab	Inconclusive	Negative	Positive	Percent positive	Total
ALLIANCE OF PHYSICIANS AGAINST COVID-19			44	100%	44
PROJECT HEALTH INC		35	9	20%	44
LECONTE MEDICAL CENTER LAB		34	10	23%	44
DB MD		40	4	9%	44
VISITING PHYSICIANS ASSOCIATION		40	4	9%	44
MANOR CARE OF BOYNTON BEACH LLC		44			44
PALMS EDGE		42	2	5%	44
PEDIATRICS OF CENTRAL FLORIDA – SAINT CLOUD	2	40	2	5%	44
MOOSEHAVEN LIFE CARE CENTER		44			44
BIG BOCA SMILES LLC☐		43	1	2%	44
TGH URGENT CARE – TYRONE		1	43	98%	44
GUEST HOUSE OCALA, THE		43			43
CARENOW LAKE MARY			43	100%	43
ELMCROFT OF BELLA VITA☐		36	7	16%	43
BRANCH MEDICAL CLINIC			43	100%	43
HEALTH FIRST - CAPE CANAVERAL HOSPITAL		1	42	98%	43
ADVENT HEALTH - LAKE MARY		35	8	19%	43
HARBORCHASE OF VERO BEACH		40	3	7%	43
VILLAGE PEDIATRICS LLC		36	7	16%	43
ADVENT HEALTH CENTRA CARE - HUNTERS CREEK		8	35	81%	43
STUART URGENT CARE			43	100%	43
Centre Pointe Health and Rehabilitation Center		42			42
Atlantic Shore Nursing and Rehab		42			42
ORLANDO HEALTH AND REHAB CENTER		7	35	83%	42
QUOTIENT SCIENCES			42	100%	42
TROY REGIONAL MEDICAL CENTER		34	8	19%	42
ADVENT HEALTH - ALTAMONTE SPRINGS		37	5	12%	42
ADVENT HEALTH - MOUNT DORA		6	35	85%	41
ARDEN COURTS OF TAMPA☐		41			41
SUNNY HILLS ALF OF SEBRING INC		38	3	7%	41
RITECARE MED CTR H			41	100%	41
KINDRED HOSPITAL THE PALM BEACHES		39	2	5%	41
PEDIATRICS OF CENTRAL FLORIDA KISSI		33	8	20%	41
FLORIDA HOSPITAL NEW SMYRNA		4	37	90%	41
ZON BEACHSIDE LLC☐		32	9	22%	41
ALTAMONTE PEDIATRIC ASSOCIATES		30	11	27%	41
BAPTIST MEDICAL CENTER SOUTH		30	11	27%	41
SUMMIT AT VENICE	2	39			41
SOUTHEAST ALABAMA MEDICAL CENTER			41	100%	41
HOLLEY NAVARRE MEDICAL CLINIC		25	16	39%	41
PREDICTIVE LABORATORIES, INC		39	2	5%	41
FLORIDA HEALTH CARE		5	35	88%	40
PRECISION HEALTH SOLUTIONS LAB		9	31	78%	40
STEINHATCHEE FAMILY MEDICAL CENTER☐		36	4	10%	40
WELL HEALTH WORKS		39	1	3%	40
BioReference Laboratories, Inc		6	34	85%	40
HCSO OCCUPATIONAL HEALTH AND WELLNESS CENTER		27	13	33%	40

COVID-19: testing by laboratory

Data through Dec 14, 2020 verified as of Dec 15, 2020 at 09:25 AM

Data in this report are provisional and subject to change.

The numbers in the table below represent the number of Florida and non-Florida residents for whom test results were received by the Department of Health. A person can be tested by more than one laboratory and can have both positive and negative results. **Therefore, the sum of the numbers in each column will be larger than the total number of people tested.**

Reporting lab	Inconclusive	Negative	Positive	Percent positive	Total
REGENTS PARK OF BOCA RATON		38	2	5%	40
PRIDE DIAGNOSTICS		24	16	40%	40
WINTER GARDEN REHAB AND NURSING CENTER		40			40
Life Care Center of Sarasota		31	9	23%	40
BOND CLINIC PA PEDIATRICS DEPT		35	5	13%	40
FAMILY EXTENDED CARE OF WINTER HAVEN		38	1	3%	39
NEXT MOLECULAR ANALYTICS		9	30	77%	39
ROCKLEDGE REGIONAL MEDICAL CENTER		30	9	23%	39
POPLAR HEALTHCARE PLLC	1	11	27	69%	39
INN AT THE FOUNTAINS, THE		34	5	13%	39
CLINICAL RESEARCH SEQUENCING PLATFORM		8	31	79%	39
BAY COUNTY JAIL ANNEX		34	5	13%	39
DOCTORS MEMORIAL FAMILY PRACTICE	2	32	5	13%	39
TGH URGENT CARE POWERED BY FAST TRACK			39	100%	39
CERTUS MTD OPCP LLC		38	1	3%	39
HOMEWOOD RESIDENCE AT FREEDOM PLAZA		37	1	3%	38
Cross Landings Health and Rehabilitation		38			38
NEW YORK PRESBYTERIAN - QUEENS DIAGNOSTIC		37	1	3%	38
CABANA AT JENSEN DUNES, THE		38			38
FIRST CHOICE URGENT CARE		10	28	74%	38
A COUNTRY PLACE ASSISTED LIVING FACILITY		38			38
SEMINOLE SPORTS AND FAMILY MEDICINE		37	1	3%	38
CAPITAL REGIONAL MEDICAL CENTER		2	36	95%	38
BRONX LEBANON HOSPITAL-MEDICAL CENTER		36	2	5%	38
DAVID POSNACK JEWISH DAY SCHOOL		38			38
RAINBOW PEDIATRICS PC LLC / BREAKFAST POINT		38			38
FLORIDA MEDICAL CLINIC PA		35	3	8%	38
UNIVERSITY OF ALABAMA		35	3	8%	38
US MEDICAL CARE, INC		33	4	11%	37
ROCHESTER GENERAL HOSPITAL LABORATORY		36	1	3%	37
CHIPOLA MEDICAL ASSOCIATES, LLC		23	14	38%	37
CENTRA CARE – APOPKA			37	100%	37
MACADAMS HOME HEALTH AGENCY		37			37
FHMG_CTR FOR SENIOR HEALTH		32	5	14%	37
Peninsula Care and Rehab		35	2	5%	37
BOULEVARD REHABILITATION CENTER		24	13	35%	37
FLORIDA HOSPITAL		21	16	43%	37
REDI-MED WALK-IN FAMILY CARE			37	100%	37
PATHOGENIUS LABORATORIES		30	7	19%	37
SAMANTHA WILSON CARE CENTER		37			37
PONCE THERAPY CARE CENTER		34	3	8%	37
PALM RIVER COMMUNITY HEALTH CENTER		32	5	14%	37
ROSECASTLE AT DELANEY CREEK		37			37
CLARE BRIDGE OF SARASOTA		36	1	3%	37
ONE MILO		37			37
EXPERTUS LABORATORIES INC		13	24	65%	37
TAVARES PEDIATRICS		34	2	6%	36

COVID-19: testing by laboratory

Data through Dec 14, 2020 verified as of Dec 15, 2020 at 09:25 AM

Data in this report are provisional and subject to change.

The numbers in the table below represent the number of Florida and non-Florida residents for whom test results were received by the Department of Health. A person can be tested by more than one laboratory and can have both positive and negative results. **Therefore, the sum of the numbers in each column will be larger than the total number of people tested.**

Reporting lab	Inconclusive	Negative	Positive	Percent positive	Total
CHARLES CROFT MD	1	35			36
CATHOLIC HEALTH SERVICES REGIONAL LAB		32	4	11%	36
BVL/LITTLE ANGEL PEDIATRICS		36			36
RIVER TOWN DIAGNOSTIC LLC		13	23	64%	36
FINNISH AMERICAN REST HOME-ALF		34	2	6%	36
LOURDES HOSPITAL INC		34	2	6%	36
BOND CLINIC PA		7	29	81%	36
VIERA MANOR ASSISTED LIVING RESIDENCE		35	1	3%	36
Darcy Hall Of Life Care		36			36
BENTON HOUSE OF ST. JOHNS		36			36
MEDIQUICK URGENT CARE CENTERS INC			36	100%	36
BAYSHORE PATHOLOGY		34	1	3%	35
ADVENT HEALTH - FISH MEMORIAL		2	33	94%	35
P23 LABS		35			35
SARATOGA HOSPITAL LABORATORY		33	2	6%	35
THE COLLIER AT NAPLES		34	1	3%	35
DOH-WEST PALM BEACH BRANCH LABORATORY		2	33	94%	35
IRL		4	31	89%	35
CENTRAL FLORIDA HEALTHCARE GROUP LLC		28	7	20%	35
LAKELAND REGIONAL HEALTH LAKE MIRIAM		3	32	91%	35
Guardian Care Nursing and Rehabilitation Center		35			35
ADVENT HEALTH - LAKE WALES		27	8	23%	35
ARBOR OAKS AT TYRONE	1	34			35
FLORIDA DEPT OF HEALTH IN BREVARD COUNTY	2	30	3	9%	35
CENTRA CARE – LAKE NONA		3	31	91%	34
CAPE REGIONAL MEDICAL CENTER		34			34
PALM BAY PEDIATRICS		23	11	32%	34
RESTORE HEALTH URGENT CARE		11	23	68%	34
JAMES A HALEY VETERANS HOSPITAL			34	100%	34
PIONEER CLINICAL LAB LLC		24	10	29%	34
FAWCETT MEMORIAL HOSPITAL LABORATORY			34	100%	34
MINUTECLINIC LLC		30	4	12%	34
PRIME HEALTH OF NORTH PORT LLC		31	3	9%	34
MINUTECLINIC, LLC #4015		28	6	18%	34
SUMMIT MEDICAL GROUP		30	4	12%	34
CYPRESS COVE		33	1	3%	34
MID FLORIDA PATHOLOGY LLC MOBILE UNIT #4		18	16	47%	34
BIO-TECH CLINICAL LABORATORIES		1	33	97%	34
BROWARD HEALTH MEDICAL CENTER CLINICAL LAB			34	100%	34
URGENT CARE & WELLNESS CENTER		9	25	74%	34
ST. MARYS MEDICAL CENTER		1	32	97%	33
CORAL GABLES HOSPITAL			33	100%	33
FAMILY EXTENDED CARE OF SEBRING INC		31	2	6%	33
CLINICA HISPANA			33	100%	33
CHERRY OAK PALM BEACH COUNTY		33			33
HR SARASOTA OPERATOR LLC		23	10	30%	33
BOND CLINIC, PA		9	24	73%	33

COVID-19: testing by laboratory

Data through Dec 14, 2020 verified as of Dec 15, 2020 at 09:25 AM

Data in this report are provisional and subject to change.

The numbers in the table below represent the number of Florida and non-Florida residents for whom test results were received by the Department of Health. A person can be tested by more than one laboratory and can have both positive and negative results. **Therefore, the sum of the numbers in each column will be larger than the total number of people tested.**

Reporting lab	Inconclusive	Negative	Positive	Percent positive	Total
AHSE ROP		32	1	3%	33
BOND CLINIC		3	30	91%	33
PINNACLES PEDS CARE PA		33			33
OPPENHEIMER PLASTIC SURGERY LLC		31	2	6%	33
SANFORD MOBILE LAB PGA TOUR		32	1	3%	33
ACCURATE DIAGNOSTIC LAB		32	1	3%	33
JERICOHO URGENT CARE		30	3	9%	33
PATRICK AIR FORCE BASE		3	30	91%	33
MY CLINICAL LAB INC		4	29	88%	33
AYERS NURSING AND REHABILITATION CENTER		33			33
COOPER FAMILY MEDICAL PLLC		25	8	24%	33
QHC UPSTATE MEDICAL PC		28	5	15%	33
KAPG ST AUGUSTINE SENIOR HOUSING OPCO LLC		33			33
PEDIATRICS IN BREVARD PA- ROCKLEDGE		27	6	18%	33
MINUTECLINIC LLC #8396		29	4	12%	33
Kensington Gardens		33			33
WESTMINSTER ST AUGUSTINE		32			32
AMERICAN HOUSE COCONUT POINT		30	2	6%	32
RIVERSIDE RECOVERY OF TAMPA		31	1	3%	32
HOLZER HEALTH CENTER			32	100%	32
Palm Garden of Largo		32			32
PRMG - EAST NAPLES		23	9	28%	32
BIOFIRE		7	25	78%	32
STEWART SEBASTIAN RIVER MEDICAL CENTER		27	5	16%	32
COOPER FAMILY MEDICAL, PLLC		27	5	16%	32
ADVENTHEALTH EXPRESSCARE		27	5	16%	32
MINUTECLINIC LLC #3814		28	4	13%	32
CLERMONT HEALTH AND REHABILITATION CENTER		32			32
AZALEA TRACE PHYSICIAN SERVICES		32			32
ST AUGUSTINE PEDIATRIC ASSOC		30	2	6%	32
MINUTECLNIC LLC		28	4	13%	32
URINEGOODHANDS LLC		30	2	6%	32
FORT MYERS REHABILITATION AND NURSING CENTER		31	1	3%	32
MISSION OAKS ASSISTED LIVING□		31	1	3%	32
Manatee Springs Rehabilitation and Nursing Center		32			32
SH HERON EAST LLC□		32			32
NORTH FLORIDA SPINE AND WELLNESS		28	4	13%	32
ADVENTIST HEALTH SYSTEM FLORIDA		25	7	22%	32
PANAMA PHARMACY	2	27	3	9%	32
CEDAR CREEK AT KINGS BAY INC		32			32
RASHDA ALBIBI M.D. P.A.		30	2	6%	32
IPSUM DIAGNOSTICS		3	28	90%	31
DISCOVERY COMMONS AT BRADENTON		31			31
NORTH FLORIDA INTERNAL MEDICINE PA		25	6	19%	31
GRAND OAKS OF JENSEN BEACH LLC□		31			31
Palms at Ponte Vedra Assisted Livning and Memory Care		30	1	3%	31
PHYSICIAN ASSOCIATES LLC		26	5	16%	31

COVID-19: testing by laboratory

Data through Dec 14, 2020 verified as of Dec 15, 2020 at 09:25 AM

Data in this report are provisional and subject to change.

The numbers in the table below represent the number of Florida and non-Florida residents for whom test results were received by the Department of Health. A person can be tested by more than one laboratory and can have both positive and negative results. **Therefore, the sum of the numbers in each column will be larger than the total number of people tested.**

Reporting lab	Inconclusive	Negative	Positive	Percent positive	Total
MEDLOGIC LABORATORIES		3	28	90%	31
CRANE CENTER		22	9	29%	31
DOH		17	14	45%	31
MEDIPATH LLC			31	100%	31
MOLECULAR DIAGNOSTICS		1	30	97%	31
ADVANCED MEDICAL GROUP		1	30	97%	31
BAYFRONT MEDICAL		23	8	26%	31
MINUTECLINIC LLC #4458		19	12	39%	31
ESCAMBIA COUNTY JAIL		18	13	42%	31
PENNSYLVANIA DEPT OF HEALTH		20	11	35%	31
NIGHT LITE PEDIATRICS URGENT CARE CENTER			31	100%	31
VETERANS HOME			31	100%	31
COLLIER HMA PHYSICIAN MANAGEMENT LLC		26	5	16%	31
AFTER HOURS PEDIATRICS INC		1	29	97%	30
ADVENT HEALTH CENTRA CARE - APOPKA NORTH		10	20	67%	30
GRAND ST PAUL CVS		30			30
MEDEX MEDICAL EXPRESS OF PALATKA LLC			30	100%	30
BIOREFERENCE LABORATORIES		3	27	90%	30
PHOSPHORUS DIAGNOSTICS		27	3	10%	30
NEW SMYRNA BEACH URGENT CARE			30	100%	30
AMEERAH LABS			30	100%	30
ISLAND DOCTORS			30	100%	30
REGENCY PARK ASSISTED LIVING FACILITY		29	1	3%	30
LabCorp L#09258130 M#09258125		12	18	60%	30
NORTHWELL HEALTH PLAINVIEW HOSPITAL LABORATORY		24	6	20%	30
MINUTECLINIC DIAGNOSTIC OF RHODE ISLAND, LLC #1544		29	1	3%	30
PECONIC BAY MEDICAL CENTER LABORATORY		24	6	20%	30
PEDIATRIC SPECIALISTS MEDICAL GROUP☐	1	28	1	3%	30
QUICK CARE MED LLC		26	4	13%	30
MINUTECLINIC LLC #3003		27	3	10%	30
HERITAGE WATERSIDE		27	3	10%	30
MEDICATION ROOMS-CSU/CI NURSE STATION	1	24	5	17%	30
SONNIS PEDIATRICS PA		30			30
ECOLAB GROUP		6	24	80%	30
REDI-MED WALK IN FAMILY CLINIC			30	100%	30
LCS SANDHILL COVE LLC DBA		28	1	3%	29
BELVEDERE COMMONS OF SUN CITY CENTER☐		29			29
WUESTHOFF MEMORIAL HOSPITAL			29	100%	29
SOUTHWEST ORLANDO FAMILY MEDICINE, PL		21	8	28%	29
PERSONAL PEDIATRICS		26	3	10%	29
NEMOURS CHILDREN'S CLINIC		22	7	24%	29
JACKSON HEALTH SYSTEM		1	28	97%	29
AU HEALTH		24	5	17%	29
NEOGENOMICS LABORATORIES INC		29			29
COMPREHENSIVE CHILDCARE		23	6	21%	29
UNIV OF ROCHESTER-STRONG MEMORIAL HOSP		28	1	3%	29
HEALTH CENTRAL PARK		25	4	14%	29

COVID-19: testing by laboratory

Data through Dec 14, 2020 verified as of Dec 15, 2020 at 09:25 AM

Data in this report are provisional and subject to change.

The numbers in the table below represent the number of Florida and non-Florida residents for whom test results were received by the Department of Health. A person can be tested by more than one laboratory and can have both positive and negative results. **Therefore, the sum of the numbers in each column will be larger than the total number of people tested.**

Reporting lab	Inconclusive	Negative	Positive	Percent positive	Total
TRADITIONAL HOME HEALTH OF PALM BEACH INC		29			29
WESTWOOD NURSING AND REHABILITATION		28	1	3%	29
P4CLINICAL	3	2	24	83%	29
life Care Center of Melbourne		15	14	48%	29
SOMERBY OF SANTA ROSA BEACH		27	2	7%	29
JACKSONVILLE UNIVERSITY		27	2	7%	29
LONGLEAF DIAGNOSTIC LABORATORIES		3	25	89%	28
MEDICAL CONSULTANTS OF FLORIDA LLC		27	1	4%	28
WEST ISLIP URGENT CARE		28			28
MINUTECLINIC LLC # 3930		21	7	25%	28
MANOR CARE OF PALM HARBOR		28			28
AMERICAN FAMILY MEDICAL LLC		17	11	39%	28
ACTIVE SENIOR LIVING		26	2	7%	28
BALMORAL TENANT SERVICES INC		28			28
SOUTHERN LABORATORY		6	22	79%	28
MARQUIS LABS, LLC		28			28
ELLENTON PEDIATRICS PA		25	3	11%	28
CARENOW URGENT CARE - LAKE MARY			28	100%	28
PINELLAS COUNTY JAIL			28	100%	28
FLORIDA HEALTH CARE DELAND			28	100%	28
TRADITIONAL HOME CARE INC		28			28
PALM GARDEN OF JACKSONVILLE		27	1	4%	28
EDEN AT CRESTVIEW		12	15	56%	27
FHMG- FLORIDA HOSPITAL MEDICAL GROUP		20	7	26%	27
METRO KNOXVILLE HMA		22	5	19%	27
BROOKDALE PALMER RANCH	1	24	2	7%	27
MAINSTREET FAMILY URGENT CARE		1	26	96%	27
CDC		17	10	37%	27
SUNCOAST LABS			27	100%	27
VILLAGE ON THE ISLE		23	4	15%	27
ADVENTHEALTH EXPRESS CARE AT WALGREENS 49TH STREET		22	5	19%	27
UCLA HEALTHCARE CLINICAL LABS		23	4	15%	27
OAKTREE HEALTHCARE			27	100%	27
EXPRESS CARE OF BELLEVIEW		27			27
CARE ONE OF FLORIDA LLC		12	15	56%	27
EC OPCO CARROLLWOOD LLC		21	6	22%	27
CARITHERS PEDIATRIC GROUP		18	9	33%	27
ARIZONA DEPARTMENT OF HEALTH SERVICES			27	100%	27
PENSACOLA PEDIATRICS, PA		23	4	15%	27
Cross Terrace REhabitation		26	1	4%	27
HOLISTIC PEDIATRICS GROUP LLC		25	2	7%	27
ROHR HOME		23	3	12%	26
THE MINIER URGENT CARE		20	6	23%	26
LINCOLN DIAGNOSTIC LAB		25	1	4%	26
MINUTECLINIC LLC #3257		25	1	4%	26
PORT ST LUCIE HOSPITAL		23	3	12%	26
WILLOWBROOKE COURT AT ST ANDREWS ESTATES		22	4	15%	26

COVID-19: testing by laboratory

Data through Dec 14, 2020 verified as of Dec 15, 2020 at 09:25 AM

Data in this report are provisional and subject to change.

The numbers in the table below represent the number of Florida and non-Florida residents for whom test results were received by the Department of Health. A person can be tested by more than one laboratory and can have both positive and negative results. **Therefore, the sum of the numbers in each column will be larger than the total number of people tested.**

Reporting lab	Inconclusive	Negative	Positive	Percent positive	Total
SANTA BARBARA CARE CENTER		16	10	38%	26
TITUSVILLE FAMILY PRACTICE		12	14	54%	26
APOLLOMDX LABS		9	17	65%	26
HEALTH FIRST - VIERA HOSPITAL		1	25	96%	26
FRICKS PHARMACY		21	5	19%	26
CARDIOLOGY AND MEDICINE ASSOCIATES		22	4	15%	26
NIGHT LITE PEDIATRICS CENTER LLC		8	18	69%	26
EVERLYWELL		14	12	46%	26
MARTIN ACQUISITION 1 LLC DBA		26			26
MINUTECLINIC LLC #3654		21	5	19%	26
MONCRIEF ARMY HEALTH CLINIC			26	100%	26
BUECHELE DENTAL PA DBA CLERMONT FAMILY DENTISTRY		22	4	15%	26
LOOP PEDIATRICS		22	4	15%	26
ADVENT HEALTH PARTIN SETTLEMENT HEALTH PARK		18	8	31%	26
FAST TRACK URGENT CARE CENTER - SEMINOLE			26	100%	26
FERN PARK DEVELOPMENTAL CENTER			26	100%	26
IMA MEDICAL GROUP POINCIANA		12	14	54%	26
TAYLORVILLE FAMILY MEDICINE		19	6	24%	25
PENSACOLA DEVELOPMENTAL CENTER		9	16	64%	25
CENTRA CARE – SAND LAKE		1	24	96%	25
KINDRED AT HOME		19	6	24%	25
MALCOM RANDALL DEPT OF VAMC			25	100%	25
HERNANDO COUNTY FIRE RESCUE DISTRICT		11	14	56%	25
MINUTECLINIC, LLC #3204		23	2	8%	25
Surrey Place Healthcare and Rehabilitation		25			25
SANITAS		4	21	84%	25
EC OPCO PENSACOLA, LLC		25			25
SUNTREE INTERNAL MEDICINE		25			25
CONNECTICUT DEPARTMENT OF HEALTH		22	3	12%	25
UNIPATH		18	7	28%	25
BAY COUNTY SHERIFFS OFFICE JAIL FACILITY		21	4	16%	25
FAMILY CARE PARTNERS		15	10	40%	25
LITTLE NECK URGENT CARE		24	1	4%	25
OSPREY LODGE		24	1	4%	25
ARCPPOINT LABS OF FORT LAUDERDALE		25			25
UNION MEDICAL CARE		25			25
WOMENS CARE FLORIDA LABORATORY		25			25
RENAISSANCE AT THE TERRACES		25			25
BEACHES PEDIATRICS PA		24	1	4%	25
MED ONE AT SAINT AUGUSTINE		20	5	20%	25
ADVENT HEALTH CENTRA CARE - LAKE BUTLER BOULEVARD			25	100%	25
WAVE CREST HEALTH AND REHABILITATION CENTER		25			25
RJ LEE GROUP	1	23	1	4%	25
CDR MAGUIRE - MIAMI BEACH CC MISSION 17388		2	23	92%	25
ST. CLOUD HOSPITAL		20	5	20%	25
UNION MEDICAL CARE PLLC		24			24
THE CHAPPEL GROUP RESEARCH		24			24

COVID-19: testing by laboratory

Data through Dec 14, 2020 verified as of Dec 15, 2020 at 09:25 AM

Data in this report are provisional and subject to change.

The numbers in the table below represent the number of Florida and non-Florida residents for whom test results were received by the Department of Health. A person can be tested by more than one laboratory and can have both positive and negative results. **Therefore, the sum of the numbers in each column will be larger than the total number of people tested.**

Reporting lab	Inconclusive	Negative	Positive	Percent positive	Total
MINUTECLINIC LLC #7225		20	4	17%	24
HERITAGE OAKS ASSISTED LIVING & MEMORY CARE		20	4	17%	24
LAKE HOWELL FAMILY MEDICINE ASSOCIATES		18	6	25%	24
STATEN ISLAND UNIVERSITY HOSPITAL-POUCH		24			24
MINUTE CLINIC INCORPORATE		19	5	21%	24
MADWAR		19	5	21%	24
University Hills health and Rehabilitation		15	9	38%	24
LABORATORY DYNAMICS		20	4	17%	24
PALM HARBOR FAMILY PRACTICE & WALK-IN		14	10	42%	24
CDR MAGUIRE INC	1	2	21	88%	24
AVENTIS BIO-SERVICES CTL		24			24
ADVENT HEALTH EXPRESS CARE		3	21	88%	24
MEDRITE URGENT CARE		16	8	33%	24
CAREMED CLINIC LLC		19	5	21%	24
SEVEN HILLS HEALTH AND REHABILITATION CENTER		24			24
SEMINOLE TRIBE OF FLORIDA		17	7	29%	24
LAKEVIEW INTERNAL MEDICINE		7	17	71%	24
BROOKDALE JENSEN BEACH☐		24			24
WESTMINSTER WOODS ON JULINGTON CREEK		22	2	8%	24
Heartland Health Care Center North Sarasota		17	7	29%	24
TRUGENX		1	23	96%	24
WELLNOW URGENT CARE		23	1	4%	24
MEDCOMP SCIENCES			24	100%	24
COURTYARDS OF ORLANDO		24			24
PRACTICE MANAGEMENT OF AMERICA, INC.		2	21	91%	23
CHAMBREL AT ISLAND LAKE		23			23
ADVANCED MEDICAL OF NAPLES LLC			23	100%	23
THE TERRACE OF JACKSONVILLE		3	20	87%	23
CITYMD OF MANAHAWKIN		22	1	4%	23
PLAINVIEW URGENT CARE		22	1	4%	23
MINUTE CLINIC LLC #2216		22	1	4%	23
WEST VOLUSIA FAMILY AND SPORTS MEDICINE		23			23
HENNEPIN COUNTY MEDICAL CENTER (HCMC)		12	11	48%	23
MOOSEHAVEN HEALTH CENTER		12	11	48%	23
LEVY COUNTY DEPARTMENT OF HEALTH		19	4	17%	23
UF HEALTH NORTH JACKSONVILLE			23	100%	23
OAK MANOR NURSING HOME		22	1	4%	23
UNIVERSITY HILLS HEALTH AND REHABILITATION CENTER		18	5	22%	23
PENSACOLA PEDIATRICS - PACE		16	7	30%	23
MINUTECLINIC LLC #4024		20	3	13%	23
PORT SAINT JOHN FAMILY PRACTICE		18	5	22%	23
EGL GENETIC DIAGNOSTICS		1	22	96%	23
MAINSTREAM DIAGNOSTIC LABORATORY LLC		19	4	17%	23
NORTH FLORIDA PEDIATRICS		22	1	4%	23
CENTRA CARE - DR. PHILLIPS		1	22	96%	23
VENICE REGIONAL MEDICAL CENTER BAYFRONT HEALTH		7	16	70%	23
SENIOR HEALTH OF WINTER PARK DUNDEE		23			23

COVID-19: testing by laboratory

Data through Dec 14, 2020 verified as of Dec 15, 2020 at 09:25 AM

Data in this report are provisional and subject to change.

The numbers in the table below represent the number of Florida and non-Florida residents for whom test results were received by the Department of Health. A person can be tested by more than one laboratory and can have both positive and negative results. **Therefore, the sum of the numbers in each column will be larger than the total number of people tested.**

Reporting lab	Inconclusive	Negative	Positive	Percent positive	Total
CARE ONE OF FLORIDA		8	15	65%	23
Mt Sinai Aventura			23	100%	23
ISLAND COAST PEDIATRICS PA		22	1	4%	23
FLORIDA DEPARTMENT OF HEALTH IN LIBERTY COUNTY		17	6	26%	23
PARK WEST MEDICAL CENTER		22	1	4%	23
LONG ISLAND JEWISH MED CTR		22	1	4%	23
STEWART MEDICAL GROUP, INC		17	6	26%	23
DIACARTA INC.		22			22
FLORIDA PEDIATRICS		6	16	73%	22
PULMONARY SPECIALISTS OF THE PALM BEACHES		15	7	32%	22
ARBOR TERRACE SAN JOSE LLC		21	1	5%	22
SUSANNA WESLEY HEALTH CENTER		21	1	5%	22
MAUREEN OROURKE-FUTEY			22	100%	22
MOBILE DIVISION LABORATORY		7	15	68%	22
MADISON COUNTY MEMORIAL HOSP		12	10	45%	22
TEN HEALTHCARE		6	16	73%	22
PORT CHARLOTTE REHABILITATION CENTER		19	3	14%	22
FIRST CHOICE PEDIATRICS LOOP		20	2	9%	22
KEY PRIMARY CARE			22	100%	22
AFTER HOURS PEDIATRICS			22	100%	22
BAPTIST HEALTH SOUTH FLORIDA - WEST BOCA URGENT CARE			22	100%	22
BARKLEY PLACE		22			22
WUESTHOFF MEDICAL CENTER-MELBOURNE			22	100%	22
SUNQUEST		3	19	86%	22
SARASOTA MEMORIAL NURSING & REHABILITATION CTR		22			22
GRAMERCY PARK URGENT CARE		22			22
LAKELAND NURSING AND REHABILITATION CENTER			22	100%	22
BROOKDALE UNIVERSITY HOSPITAL		21	1	5%	22
MIAMI VA HEALTHCARE SYSTEM			22	100%	22
FHMG-FLORIDA HOSPITAL MEDICAL GROUP		19	3	14%	22
TARPON BAYOU CENTER			22	100%	22
IMA MEDICAL GROUP		14	8	36%	22
MILLENNIUM PHYSICIAN GROUP LLC		18	4	18%	22
STATE LAB		2	19	90%	21
ST JUDE CHILDRENS RESEARCH HOSPITAL		21			21
BOCA BIOLISTIC REFERENCE LAB			21	100%	21
ADVENT HEALTH - LAKE MARY PEDIATRICS		14	7	33%	21
PATHGROUP			21	100%	21
MONTEFIORE NEW ROCHELLE HOSPITAL		20	1	5%	21
WHOLE FAMILY HEALTH CENTER INC		16	5	24%	21
NURSES HELPING HANDS INC ALF		21			21
MINUTECLINIC DIAGNOSTIC OF RHODE ISLAND, LLC #212		21			21
WARDE MEDICAL LABORATORY		15	6	29%	21
BISHOP GRADY VILLAS		21			21
CLINICAL PATHOLOGY LABORATORIES SOUTHEAST			21	100%	21
GASTROENTEROLOGY ASSOCIATES OF PENSACOLA PA		20	1	5%	21
LAKE MORTON PLAZA□		21			21

COVID-19: testing by laboratory

Data through Dec 14, 2020 verified as of Dec 15, 2020 at 09:25 AM

Data in this report are provisional and subject to change.

The numbers in the table below represent the number of Florida and non-Florida residents for whom test results were received by the Department of Health. A person can be tested by more than one laboratory and can have both positive and negative results. **Therefore, the sum of the numbers in each column will be larger than the total number of people tested.**

Reporting lab	Inconclusive	Negative	Positive	Percent positive	Total
VASSAR BROTHERS MEDICAL CENTER LABORATORY		20	1	5%	21
LAFAYETTE NURSING AND REHABILITATION CENTER		21			21
BARRY UNIVERSITY STUDENT HEALTH SERVICES		10	10	50%	20
ROYAL PALM SENIOR RESIDENCE		20			20
FLORIDA HOSPITAL LABS		11	9	45%	20
KINDRED HOSPITAL MELBOURNE		20			20
WESTPAC LABS		1	19	95%	20
CARENOW - DOWNTOWN NORTH GULCH		20			20
TGH MEDICAL GROUP LABORATORY CARROLLWOOD			20	100%	20
HENDRY REGIONAL CORPORATE HEALTH			20	100%	20
UPMC CHAUTAUQUA AT WCA LABORATORY		19	1	5%	20
POARCH BANC CREEK INDIANS TRIBAL HEALTH DEPARTMENT			20	100%	20
CL BRUMBACK PRIMARY CARE CLINIC LANTANA		2	18	90%	20
HUNT CLUB PEDIATRIC ASSOCIATES LLC		19	1	5%	20
HEALTHY MINORS, LLC.		20			20
FLORIDA MEDICAL CLINIC LLC		19	1	5%	20
SEA PINES REHABILITATION HOSPITAL		20			20
MINUTECLINIC LLC #3285		16	4	20%	20
MEDICAL EXPRESS CORP		18	2	10%	20
POINT OF CARE CLINICS PRIMARY CARE		20			20
LABORATORY ALLIANCE OF CENTRAL NEW YORK		19	1	5%	20
BAY PEDIATRICS PA		18	2	10%	20
ROCKLEDGE FAMILY HEALTH			20	100%	20
LAKE CITY VA MEDICAL CENTER			20	100%	20
PHYSICIANS STAT		1	19	95%	20
NORTH CAROLINA DEPARTMENT OF HEALTH & HUMAN SERVICES			20	100%	20
Wiregrass Rehabilitation Center and Nursing Home		20			20
MAKO MEDICAL		14	6	30%	20
INTERNATIONAL MEDICAL LABORATORY		20			20
HEARTLAND HEALTHCARE AND REHAB CENTER			20	100%	20
JAMAICA HOSPITAL MEDICAL CENTER		19	1	5%	20
GRAND OAKS OF PALM CITY LLC	1	17	1	5%	19
FELICIDAD MEDICAL CENTER			19	100%	19
Golfview Healthcare Center		19			19
UNIVERSITY HOSPITAL		16	3	16%	19
ARDEN COURTS OF WINTER SPRINGS		18	1	5%	19
CROSSWINDS HEALTH AND REHABILITATION CENTER		19			19
BAYVIEW MEDICAL		19			19
HAWTHORN HOUSE		16	3	16%	19
INTEGRATED REGIONAL LABORATORIES - LARGO			19	100%	19
PREMISE HEALTH MIA			19	100%	19
BETHUNE-COOKMAN UNIVERSITY		1	18	95%	19
WOLFF CTR FOR CHILD & ADOLESCENT HEALTH PLLC,THE		17	2	11%	19
SEVEN RIVERS REGIONAL MEDICAL CENTER		5	14	74%	19
MAYO CLINIC JACKSONVILLE			19	100%	19
WILLOW BROOKE COURT AT AZALEA TRACE		19			19
STEWART ROCKLEDGE HOSPITAL			19	100%	19

COVID-19: testing by laboratory

Data through Dec 14, 2020 verified as of Dec 15, 2020 at 09:25 AM

Data in this report are provisional and subject to change.

The numbers in the table below represent the number of Florida and non-Florida residents for whom test results were received by the Department of Health. A person can be tested by more than one laboratory and can have both positive and negative results. **Therefore, the sum of the numbers in each column will be larger than the total number of people tested.**

Reporting lab	Inconclusive	Negative	Positive	Percent positive	Total
LAB INTERMARKET FACILITY LAB		1	18	95%	19
GOOD SAMARITAN HOSPITAL LABORATORY		16	3	16%	19
CENTRAL FLORIDA HEALTH CARE INC		2	17	89%	19
TGH URGENT CARE - RIVERVIEW			19	100%	19
RADIOLOGY ASSOCIATES OF VENICE AND ENGLEWOOD		18	1	5%	19
GREENLEAF ALF		19			19
AMERICAN ESOTERIC LABORATORIES		5	14	74%	19
ESOTERIX GENETIC LABORATORIES		16	3	16%	19
SOLARIS HEALTHCARE BAYONET POINT		18	1	5%	19
STONE WASH CLINICAL LABORATORIES		2	17	89%	19
MINUTECLINIC, LLC #08366		15	4	21%	19
THE COMMONWEALTH OF MASSACHUSETTS			19	100%	19
INTERCOASTAL MEDICAL GROUP			19	100%	19
ISLAND URGENT CARE PLLC		19			19
ADVENT HEALTH PRIMARY CARE PLUS, WINTER GARDEN		15	4	21%	19
SUNRISE URGENT CARE ASSOCIATES LLC D/B/A	1	12	6	32%	19
MED HEALTH SERVICES		18	1	5%	19
NOBLE SENIOR LIVING		3	16	84%	19
SUMMIT MEDICAL GROUP PA		19			19
JEFFERSON K-12, A SOMERSET SCHOOL- CLINIC		16	3	16%	19
REDITUS LABORATORIES			19	100%	19
SOLARIS SENIOR LIVING OF MERRITT ISLAND		19			19
MADISON COUNTY MEMORIAL HOSPITAL LABORATORY		14	5	26%	19
WATERCREST ST LUCIE WEST		17	1	6%	18
WHITE WILSON MEDICAL CENTER PA - NAVARRE			18	100%	18
SOUTHSIDE HOSPITAL NORTHWELL HEALTH LABORATORY		17	1	6%	18
KINDRED HOSPITAL NORTH FLORIDA		16	2	11%	18
MOORINGS PARK OAKSTONE AT GREY OAKS		17	1	6%	18
CLERMONT ADVENTHEALTH CENTRA CARE			18	100%	18
GREEN GABLES ASSISTED LIVING FACILITY		18			18
MARATHON HEALTH FOR LIFE		16	2	11%	18
PORT SAINT LUCIE HOSPITAL		18			18
STEWART MEDICAL GROUP INC			18	100%	18
MADISON CORE LABORATORIES		17	1	6%	18
XPRESS WELLNESS URGENT CARE			18	100%	18
ACCESS 365 URGENT CARE		7	11	61%	18
FLORIDA COMMUNITY HEALTH CENTER OF ST. LUCIE		1	17	94%	18
BULLS HEAD URGENT CARE		18			18
VETERANS AFFAIRS MEDICAL CENTER - NEW YORK HARBOR		17	1	6%	18
MORTON PLANT			18	100%	18
JACKSON NORTH MEDICAL CENTER		2	16	89%	18
NOVANT HEALTH		14	4	22%	18
JA POC MANUAL SUBSECTION		18			18
DAVID LAWRENCE CENTER		15	3	17%	18
ERDOX		17	1	6%	18
NIGHT LITE PEDIATRIC CENTER		10	8	44%	18
TOTAL RENAL LABORATORIES INC		13	5	28%	18

COVID-19: testing by laboratory

Data through Dec 14, 2020 verified as of Dec 15, 2020 at 09:25 AM

Data in this report are provisional and subject to change.

The numbers in the table below represent the number of Florida and non-Florida residents for whom test results were received by the Department of Health. A person can be tested by more than one laboratory and can have both positive and negative results. **Therefore, the sum of the numbers in each column will be larger than the total number of people tested.**

Reporting lab	Inconclusive	Negative	Positive	Percent positive	Total
MINUTECLINIC LLC #8381		14	4	22%	18
HARTFORD HOSPITAL ANCILLARY LAB		17	1	6%	18
GOOD HEARTS COVID TESTING			18	100%	18
ENGLEWOOD HOSPITAL AND MEDICAL CENTER		14	4	22%	18
ST PETER'S BENDER LABORATORY		18			18
WALK IN MEDICAL URGENT CARE		18			18
DEVELOPMENTAL DISABILITIES DEFENDANT PROGRAM		18			18
TPCA CLINICAL LABORATORIES		15	3	17%	18
TUKA PEDIATRICS		1	17	94%	18
AMERICAN HOUSE SENIOR LIVING		18			18
MINUTE CLINIC, LLC DBA MINUTECLINIC #4505		17	1	6%	18
PALM BAY HOSPITAL			18	100%	18
STETSON UNIVERSITY STUDENT HEALTH CENTER		3	14	82%	17
UNIVERSITY MEDICAL CTR OF PRINCETON AT		17			17
RESEARCH CENTERS OF AMERICA, LLC		14	3	18%	17
ST. JUDES LABORATORIES		12	5	29%	17
COAST MED URGENT CARE		16	1	6%	17
COLORADO DEPARTMENT OF HEALTH LABORATORY SERVICES DIVISION			17	100%	17
DCH REGIONAL MEDICAL CENTER LABORATORY		16	1	6%	17
ESTATES MEDICAL CENTER		12	5	29%	17
CARESPOT		1	16	94%	17
LONG TERM CARE OF GULF BREEZE LLC		17			17
LINCOLN MEDICAL AND MENTAL HEALTH CENTER		16	1	6%	17
CONSOLIDATED LAB SERVICES		8	9	53%	17
FLORIDA HEART & VASCULAR MULTISPECIALTY GROUP PA		14	3	18%	17
WALGREEN EASTERN CO, INC		17			17
Cleveland Clinic Laboratories		4	13	76%	17
NORTH FLORIDA PEDIATRICS - JACKSONVILLE		15	2	12%	17
WINTER PARK FAMILY PRACTICE LLC		17			17
RIVERHEAD URGENT CARE		17			17
VALENCIA HOUSE ALF		17			17
UVMC MICROBIOLOGY		16	1	6%	17
MINUTECLINIC LLC #1067		14	3	18%	17
RESIDENCE AT BAY VUE		17			17
CHIPOLA MEDICAL ASSOCIATES		2	15	88%	17
Life Care Center at Inverrary		17			17
CAREMED INTERNAL MEDICINE			17	100%	17
AMMON ANALYTICAL LABORATORIES		15	2	12%	17
FLORIDA DEPARTMENT OF HEALTH IN TAYLOR COUNTY		14	3	18%	17
Coastal Health and Rehabilitation Center		16	1	6%	17
ASCENSION ST VINCENT'S PRIMARY CARE			17	100%	17
BRENTWOOD RETIREMENT COMMUNITY		15	2	12%	17
WASHINGTON REHAB AND NURSING		17			17
HARBORCHASE OF WELLINGTON CROSSING		15	1	6%	16
EDWARD J HEALEY REHAB & NURSING CENTER		16			16
PANCARE HEALTH - BONIFAY K-8			16	100%	16
MAGNOLIA MEDICAL CLINIC		1	15	94%	16

COVID-19: testing by laboratory

Data through Dec 14, 2020 verified as of Dec 15, 2020 at 09:25 AM

Data in this report are provisional and subject to change.

The numbers in the table below represent the number of Florida and non-Florida residents for whom test results were received by the Department of Health. A person can be tested by more than one laboratory and can have both positive and negative results. **Therefore, the sum of the numbers in each column will be larger than the total number of people tested.**

Reporting lab	Inconclusive	Negative	Positive	Percent positive	Total
ALL FLORIDA FAMILY & SPORTS MEDICINE		15	1	6%	16
COLONY CARE CENTER		8	8	50%	16
FAST TRACK URGENT CARE CENTER - TYRONE			16	100%	16
NORTH PINELLAS CHILDRENS MEDICAL CENTER			16	100%	16
MED PLUS FLORENCE		12	4	25%	16
SAMFORD UNIVERSITY HEALTH SERVICES		15	1	6%	16
CARE CENTERS OF NASSAU		15	1	6%	16
RITECARE MEDICAL CENTER			16	100%	16
SRMC AVALON		9	7	44%	16
XERA MED RESEARCH			16	100%	16
BRISTOL AT TAMPA, THE		16			16
MILLENNIUM PHYSICIAN GRP LLC NAPLES PINE RIDGE			16	100%	16
INTERNAL MEDICINE ASSOCIATES & SPECIALTIES INC		15	1	6%	16
URGENT CARE WEST CLINIC		14	2	13%	16
HERNANDO ENDOSCOPY AND SURGERY CENTER		14	2	13%	16
FLORIDA DEPARTMENT OF HEALTH IN CALHOUN COUNTY		12	4	25%	16
STUART LODGE LIVING LLC		4	12	75%	16
HEALTH CENTRAL HOSPITAL			16	100%	16
WHITE WILSON MEDICAL CENTER IMMEDIATE CARE			16	100%	16
ST ELIZABETH MEDICAL CENTER LABORATORY		15	1	6%	16
URGENT CARE CLINIC OF LINCOLN		14	2	13%	16
FLAGLER HOSPITAL INC	2		14	88%	16
ASURANCE SCIENTIFIC LABORATORIES		16			16
CANTERFIELD OF CLAY COUNTY		16			16
WINDERMERE MEDICAL CENTER		13	3	19%	16
BROWARD HEALTH IMPERIAL POINT NURSING			15	100%	15
CHILDREN'S MEDICAL CENTER			15	100%	15
ORLANDO HEALTH		2	13	87%	15
HOSPICE OF MARTIN & ST LUCIE, INC		15			15
HODGES CLUSTER		2	13	87%	15
PRIME CARE ONE LLC/HARBORCHASE OF VENICE			15	100%	15
BRANDON COMMUNITY HEALTH CENTER		8	7	47%	15
BROOKWOOD BAPTIST MEDICAL CENTER		14	1	7%	15
RENAISSANCE SENIOR LIVING		15			15
EASTLAKE PEDIATRICS - TRINITY		15			15
BRIDGEVIEW CENTER LLC		12	3	20%	15
BONIFAY NURSING AND REHAB CENTER			15	100%	15
FLAGLER HOSPITAL LABORATORY		2	13	87%	15
NORTH CENTRAL BRONX HOSPITAL		14	1	7%	15
ERIC C MARSHAL MD, PC DBA MINUTECLINIC		14	1	7%	15
MILTON 4707		15			15
JACOBI MEDICAL CENTER		15			15
GLEN COVE HOSPITAL		15			15
PINES NURSING HOME		14	1	7%	15
ADVENT HEALTH - ZEPHYRHILLS			15	100%	15
KEY WEST MEDICAL CENTER	1	14			15
UM MILLER SCHOOL OF MEDICINE			15	100%	15

COVID-19: testing by laboratory

Data through Dec 14, 2020 verified as of Dec 15, 2020 at 09:25 AM

Data in this report are provisional and subject to change.

The numbers in the table below represent the number of Florida and non-Florida residents for whom test results were received by the Department of Health. A person can be tested by more than one laboratory and can have both positive and negative results. **Therefore, the sum of the numbers in each column will be larger than the total number of people tested.**

Reporting lab	Inconclusive	Negative	Positive	Percent positive	Total
BOZEMAN HEALTH DEACONESS HOSPITAL		12	3	20%	15
MORTON PLANT HOSPITAL NURSING			15	100%	15
ST CATHERINE OF SIENA HOSPITAL		14	1	7%	15
WALGREENS COVID-19		14	1	7%	15
CONNECTDX		3	12	80%	15
DALE MEDICAL CENTER		10	5	33%	15
DIATHERIX		13	2	13%	15
SINAI HOSPITAL OF BALTIMORE		15			15
ANDALUSIA HEALTH		7	8	53%	15
SPEARHEAD MEDICAL			15	100%	15
INNOVATION CLINICAL TRIALS, INC			15	100%	15
JOHNS HOPKINS CHILDREN'S HOSPITAL			15	100%	15
ADVENT HEALTH CENTRA CARE - LAKE BUENA VISTA			15	100%	15
LAKE WALES OPERATING GROUP LLC		14	1	7%	15
TELEVISIT MALABAR PEDIATRICS		5	10	67%	15
SPRING MANOR ASSISTED LIVING		15			15
NOVANT HEALTH GOHEALTH URGENT CARE-HARRISBURG		8	7	47%	15
HOLLEY-NAVARRE MEDICAL CLINIC		5	10	67%	15
WEST BROWARD CARE CENTER		14	1	7%	15
HOSPICE OF ST FRANCIS INC		14	1	7%	15
TALLAHASSEE DEVELOPMENTAL CENTER		15			15
ALL PEDIATRIC CARE			15	100%	15
HARMONY HEALTH OPCO, LLC		15			15
FAMILY CARE CENTER OF ARLINGTON		10	5	33%	15
UAH STUDENT HEALTH CENTER		10	5	33%	15
COLONY CLUB ALF,THE		15			15
HEALTHFIRST ADVENT HEALTH CENTRA CARE COCOA BEACH			14	100%	14
ALAN L MELOTEK MD		14			14
NO NAME		8	6	43%	14
SIGNATURE HEALTHCARE OF ORANGE PARK		14			14
LIFE CARE CENTER OF JACKSONVILLE			14	100%	14
ASTORIA HEALTH AND REHABILITATION CENTER		13	1	7%	14
CENTRAL FLORIDA PEDIATRICS		5	9	64%	14
EMERGENCY PHYSICIANS MEDICAL CENTER LLC		6	8	57%	14
ADVANCED URGENT CARE		12	2	14%	14
POLK CHD BARTOW		13	1	7%	14
GRAND VILLA OF ST. PETERSBURG		12	2	14%	14
AURORA DIAGNOSTICS		3	11	79%	14
WELLINGTON FAMILY PRACTICE		13	1	7%	14
BENTON HOUSE OF PORT ORANGE		8	6	43%	14
BONIFAY NURSING AND REHABILITATION CENTER			14	100%	14
EMERALD COAST BEHAVIORAL HOSPITAL		14			14
FLORIDA HEALTH CARE PLANS INC		1	13	93%	14
CVS			14	100%	14
BOCA SIMON		2	12	86%	14
EPIPHANY HEALTH		8	6	43%	14
PALMETTO PEDIATRICS			14	100%	14

COVID-19: testing by laboratory

Data through Dec 14, 2020 verified as of Dec 15, 2020 at 09:25 AM

Data in this report are provisional and subject to change.

The numbers in the table below represent the number of Florida and non-Florida residents for whom test results were received by the Department of Health. A person can be tested by more than one laboratory and can have both positive and negative results. **Therefore, the sum of the numbers in each column will be larger than the total number of people tested.**

Reporting lab	Inconclusive	Negative	Positive	Percent positive	Total
NEW YORK PRESBYTERIAN - ALLEN HOSPITAL		14			14
HOLY NAME HOSPITAL LABORATORY		13	1	7%	14
HARMONY CLINIC		1	13	93%	14
HUNT CLUB MEDICAL		12	2	14%	14
CRUCIAL CARE		8	6	43%	14
THE CANOPY AT HARPER LAKE	1		13	93%	14
MEDEMERGE		13	1	7%	14
PROFESSIONAL URGENT CARE SERVICES		12	2	14%	14
OKEECHOBEE HEALTHCARE FACILITY			14	100%	14
NORTHWESTERN MEMORIAL HOSPITAL			14	100%	14
HELIX DIAGNOSTICS			14	100%	14
HORIZON ALF		14			14
LAKE GIBSON VILLAGE, LLC		14			14
COUNTY OF LOS ANGELES			14	100%	14
CARESPOT OF NOCATEE			14	100%	14
FAMILY CARE CYPRESS CREEK		1	13	93%	14
FORT SANDERS REGIONAL LABORATORY		14			14
FINLAY C. LABORATORY		3	11	79%	14
OPIS ISLAND LAKE CENTER		13			13
Sunnyside Care Center		13			13
ESCAMBIA COMMUNITY CLINIC		2	11	85%	13
BROOKLYN HOSPITAL CENTER DOWNTOWN CAMPUS		13			13
PARKWEST MEDICAL CENTER		11	2	15%	13
UNIVERSITY LAB			13	100%	13
PROFESSIONAL PEDIATRICS		12	1	8%	13
REGENCY SQUARE MALL - SEARS		2	11	85%	13
PRIMECARE OF DOTHAN-DALEVILLE CLINIC		11	2	15%	13
SHORE MEMORIAL HOSPITAL		12	1	8%	13
SYNIVERSE WELLNESS CENTER		11	2	15%	13
WEINBERG VILLAGE		13			13
MAGNOLIA FAMILY URGENT CARE		12	1	8%	13
ROADS PEDIATRICS,LLC		12	1	8%	13
HARBOUR ISLAND PEDIATRICS		9	4	31%	13
IN-OFFICE LAB		12	1	8%	13
NEW YORK METHODIST HOSPITAL		13			13
VILLA OF KINGS AND QUEENS OF DELRAY		13			13
CLINICAL LABORATORY SERVICES			13	100%	13
FUNGAL REFERENCE LABORATORY		12	1	8%	13
OSCEOLA ALF OPERATOR, LLC DBA□		13			13
MEDEXPRESS - BLOOMIN BRANDS		4	9	69%	13
FLORIDA STATE HOSPITAL			13	100%	13
JUST FOR KIDS PEDIATRICS		5	8	62%	13
DYNAMIC DNA LAB		1	12	92%	13
LONG BEACH URGENT CARE		13			13
CINNAMON COVE ALF		13			13
BAY PINES MEDICAL ASSOCIATES		1	12	92%	13
CLEVELAND CLINIC			13	100%	13

COVID-19: testing by laboratory

Data through Dec 14, 2020 verified as of Dec 15, 2020 at 09:25 AM

Data in this report are provisional and subject to change.

The numbers in the table below represent the number of Florida and non-Florida residents for whom test results were received by the Department of Health. A person can be tested by more than one laboratory and can have both positive and negative results. **Therefore, the sum of the numbers in each column will be larger than the total number of people tested.**

Reporting lab	Inconclusive	Negative	Positive	Percent positive	Total
SOUTHEAST FAMILY HEALTHCARE CENTER			13	100%	13
MERCY MEDICAL URGENT CARE CENTER INC		2	11	85%	13
FORT WALTON BEACH DEVELOPMENTAL CENTER		12	1	8%	13
GENERAL INTERNAL MEDICINE MEDICAL CTR CLINIC		9	4	31%	13
HEALTH MED CENTERS		13			13
KINDRED HOSPITAL - SOUTH FLORIDA		13			13
CANTON-POTSDAM HOSPITAL LABORATORY		13			13
INTERNAL MEDICINE ASSOCIATES PA		11	2	15%	13
DESOTO PALMS ALF		13			13
VERITAS RESEARCH CORP			12	100%	12
FLORIDA DEPARMENT OF HEALTH CLAY COUNTY			12	100%	12
LEON CHD		12			12
GLEN OAKS HEALTH AND REHABILITATION CENTER			12	100%	12
MAITLAND PRIMARY CARE		9	3	25%	12
PRECISION HEALTH SOLUTIONS		2	10	83%	12
TOTTENVILLE CIRCLE URGENT CARE		12			12
SHELBY COUNTY HEALTH CARE CORPORATION		9	3	25%	12
WALGREEN		4	8	67%	12
MCWHORTER SCHOOL OF PHARMACY		12			12
ST VINCENT'S EAST		11	1	8%	12
LONG ISLAND JEWISH VALLEY STREAM		12			12
MINUTECLINIC LLC #1815		10	2	17%	12
BETHESDA HEALTH PHYSICIAN GROUP INC			12	100%	12
FLORIDA DEPT OF HEALTH		4	8	67%	12
Cross Care Center			12	100%	12
HUDSON VALLEY HOSPITAL CENTER LABORATORY		11	1	8%	12
REGENEXX TAMPA BAY		11	1	8%	12
VPA PC LAB		12			12
BAPTIST MEDICAL CENTER EAST		9	3	25%	12
NEWYORK-PRESBYTERIAN/ LAWRENCE HOSPITAL LABORATORY		11	1	8%	12
CARDIOLOGY AND MEDICINE ASSOCIATES INC		12			12
MARTHA'S HOUSE & ASSISTED LIVING FACILITY		12			12
CALADIUM PEDIATRICS		11	1	8%	12
LIFE CARE OF PORT SAINT LUCIE		3	9	75%	12
MERIDIAN AT WATERWAYS, THE		10	2	17%	12
PONCE PLAZA NURSING & REHAB CENTER		2	10	83%	12
MI2297090CV HOLLAND-23D2189684		12			12
PREMIER MEDICAL ASSOCIATES ALL FLORIDA LLC		12			12
FHCP-PORT ORANGE		3	9	75%	12
JESSIE TRICE COMMUNITY HEALTH SYSTEM, INC			12	100%	12
DEPT OF VA MEDICAL CENTER - BAY PINES			12	100%	12
MINUTECLINIC LLC #4612		11	1	8%	12
FLORIDA DEPARTMENT OF HEALTH IN HILLSBOROUGH COUNTY			12	100%	12
MEDEXPRESS URGENT CARE - BLOOMINGTON		11	1	8%	12
PRINCETON VILLAGE□		9	3	25%	12
FAST TRACK URGENT CARE CENTER - DOWNTOWN			12	100%	12
MELBOURNE FAMILY PRACTICE		11	1	8%	12

COVID-19: testing by laboratory

Data through Dec 14, 2020 verified as of Dec 15, 2020 at 09:25 AM

Data in this report are provisional and subject to change.

The numbers in the table below represent the number of Florida and non-Florida residents for whom test results were received by the Department of Health. A person can be tested by more than one laboratory and can have both positive and negative results. **Therefore, the sum of the numbers in each column will be larger than the total number of people tested.**

Reporting lab	Inconclusive	Negative	Positive	Percent positive	Total
NEMOURS CHILDREN'S URGENT CARE, ORLANDO - WATERFORD LAKES			12	100%	12
BROWARD DIALYSIS			12	100%	12
IREPERTOIRE_MOL_LAB		12			12
SUMMIT MEDICAL GROUP - 75 E NORTHFIELD		10	2	17%	12
CSL PLASMA INC		3	9	75%	12
WORLD WRESTLING ENTERTAINMENT			12	100%	12
PROMEDICA LABORATORIES		11	1	8%	12
MOBILE DOC FL, LLC		11	1	8%	12
Consulate Health Care of Jacksonville			12	100%	12
NAPLES GREEN VILLAGE		12			12
MORRIS PARK URGENT CARE		9	3	25%	12
APPLE DIAGNOSTICS LAB		5	7	58%	12
ORANGE REGIONAL MEDICAL CENTER LABORATORY		10	2	17%	12
WASHINGTON COUNTY HEALTH DEPARTMENT		6	6	50%	12
MORTON PLANT MEASE			11	100%	11
MASSACHUSETTS GENERAL HOSPITAL		1	10	91%	11
ROBERT WOOD JOHNSON UNIVERSITY HOSP		9	2	18%	11
KRYSTAL BAY NURSING AND REHABILITATION		8	3	27%	11
BLISS HEALTHCARE SERVICES			11	100%	11
DMH STEINHATCHEE FAMILY MEDICINE		8	3	27%	11
ADVENT HEALTH - CARROLLWOOD		3	8	73%	11
CORE LABORATORY		1	10	91%	11
MINUTECLINIC DIAGNOSTICS MEDICAL GROUP		11			11
BVL PEDIATRICS		11			11
MINUTECLINIC DIAGNOSTIC		11			11
Belleair Healthcare Center		7	4	36%	11
TROPICANA		5	6	55%	11
THE TERRACE OF SAINT CLOUD		9	2	18%	11
FLORIDA ATLANTIC UNIVERSITY STUDENT HEALTH		6	5	45%	11
SONATA COCONUT CREEK		8	3	27%	11
CLERMONT URGENT CARE			11	100%	11
SUNCOAST URGENT CARE			11	100%	11
STATEN ISLAND UNIVERSITY HOSPITAL		11			11
EASTERN SHORE URGENT CARE		7	4	36%	11
EPIC REFERENCE LABS INC			11	100%	11
PROHEALTH CARE ASSOCIATES MOBILE		9	2	18%	11
NIGHT LITE PEDIATRICS CENTER, LLC		1	10	91%	11
ST JOSEPH HOSPITAL		10	1	9%	11
COLORADO DEPARTMENT OF PUBLIC HEALTH AND ENVIRONMENT			11	100%	11
BRYAN WHITFIELD MEMORIAL HOSPITAL		7	4	36%	11
PRATTVILLE BAPTIST HOSPITAL		9	2	18%	11
AIM LABORATORIES			11	100%	11
SHELBY BAPTIST MEDICAL CENTER		6	5	45%	11
PUBLIC SQUARE PHARMACY LLC		9	2	18%	11
UNIVERSITY CENTRA CARE		10	1	9%	11
PALMS MEDICAL GROUP - LAKE CITY WEST		3	8	73%	11
SUMMIT ATLANTIC SURGERY CENTER		11			11

COVID-19: testing by laboratory

Data through Dec 14, 2020 verified as of Dec 15, 2020 at 09:25 AM

Data in this report are provisional and subject to change.

The numbers in the table below represent the number of Florida and non-Florida residents for whom test results were received by the Department of Health. A person can be tested by more than one laboratory and can have both positive and negative results. **Therefore, the sum of the numbers in each column will be larger than the total number of people tested.**

Reporting lab	Inconclusive	Negative	Positive	Percent positive	Total
MAINSTREET FAMILY SELECT		1	10	91%	11
APOLLO HEALTH & REHABILITATION		6	5	45%	11
BASSETTI & ASSOCIATES, MD, PA			11	100%	11
HOSPICE OF THE EMERALD COAST INC - PANAMA CITY		11			11
WINTER PARK CARE AND REHABILITATION			11	100%	11
QUOTIENT SCIENCES LABS LLC			11	100%	11
LAB UNKNOWN			11	100%	11
UR CARE FAMILY AND SPORTS MEDICINE			11	100%	11
HEALTHCARE NOW			11	100%	11
COASTAL INTERNAL MEDICINE		9	2	18%	11
North Lake Care Center		11			11
LEHIGH VALLEY HOSPITAL		3	8	73%	11
INSTITUTE OF PATHOLOGY KINGS COUNTY		11			11
JOSEPH SCHENKER MD PC DBA CENTERS URGENT		9	2	18%	11
TREASURE COAST URGENT CARE			11	100%	11
CARE FAST MURABELLA		7	4	36%	11
PALM BEACH PATHOLOGY		9	2	18%	11
EAR NOSE & THROAT ASSOCIATES OF MANATEE PA		11			11
INN AT LAKE SEMINOLE SQUARE, THE		11			11
MD PLUS URGENT CARE, LLC			11	100%	11
THE RESIDENCE AT TIMBER PINES		11			11
GADSDEN REGIONAL MEDICAL CENTER		10			10
MARQUES PEDIATRICS			10	100%	10
Z UROLOGY		10			10
WIREGRASS CLINIC LLC		8	2	20%	10
EMERALD COAST PEDIATRICS			10	100%	10
OPTUMCARE FLORIDA LLC		1	9	90%	10
MHHS All Lab Subsection		10			10
GRACE MEDICAL HOME		8	2	20%	10
BAPTIST MEMORIAL HEALTH CARE		9	1	10%	10
THE TRADITION OF THE PALM BEACHES		10			10
MACKOUL PEDIATRICS FORT MYERS			10	100%	10
LUCID DIAGNOSTICS LABS			10	100%	10
AMBRY GENETICS CORPORATION		10			10
MINUTECLINIC DIAGNOSTIC OF RHODE ISLAND, LLC #590		10			10
ACADIAN DIAGNOSTIC LABORATORIES		8	2	20%	10
MEDEX REGIONAL LABORATORIES LLC		1	9	90%	10
FAMILY AND INTERNAL MEDICINE AT AVALON PARK		8	2	20%	10
BEAUMONT LABORATORY			10	100%	10
ROSLYN URGENT CARE		10			10
NORTHERN WESTCHESTER HOSPITAL LABORATORY		8	2	20%	10
VASCONCELLO COHEN MD PA		9	1	10%	10
CBC LAB		3	7	70%	10
APPALACHIAN REGIONAL HEALTHCARE SYSTEM		10			10
CREATIVE TESTING SOLUTIONS		3	7	70%	10
HCR MANORCARE		10			10
FLORIDA HOSPITAL WINTER GARDEN		9	1	10%	10

COVID-19: testing by laboratory

Data through Dec 14, 2020 verified as of Dec 15, 2020 at 09:25 AM

Data in this report are provisional and subject to change.

The numbers in the table below represent the number of Florida and non-Florida residents for whom test results were received by the Department of Health. A person can be tested by more than one laboratory and can have both positive and negative results. **Therefore, the sum of the numbers in each column will be larger than the total number of people tested.**

Reporting lab	Inconclusive	Negative	Positive	Percent positive	Total
NEW JERSEY DEPARTMENT OF HEALTH COMMUNICABLE DISEASE SERVICE		3	7	70%	10
HIALEAH HOSPITAL RESPIRATORY DEPT			10	100%	10
MONTEFIORE ST LUKE'S CORNWALL HOSPITAL		8	2	20%	10
ARDEN COURTS OF FORT MYERS		10			10
ROCKLEDGE		1	9	90%	10
MCW MENTAL HEALTH LLC		10			10
UMHC/SYLVESTER AT KENDALL		1	9	90%	10
CAPE CORAL HOSPITAL ABG LABORATORY		4	6	60%	10
QUALITY URGENT CARE AND WELLNESS PL		9	1	10%	10
ALABAMA CLINICS		3	7	70%	10
SOUTHEASTERN LABORATORY			10	100%	10
NAPHCARE, INC.			10	100%	10
ARTHREX MEDICAL CENTER		5	5	50%	10
REDMED CLINIC OF ARLINGTON		9	1	10%	10
EMERALD COAST HOSPICE - CRESTVIEW		10			10
GENESIS		7	3	30%	10
MENORAH HOUSE		9	1	10%	10
LAKE NONA MEDICAL SERVICES		3	7	70%	10
ADVANCED EMURGENT CARE		5	5	50%	10
WEST		3	7	70%	10
LAKE MARY KIDS CENTRA CARE			10	100%	10
ARNOT OGDEN MEDICAL CENTER LABORATORY		10			10
LAKE BALDWIN CBOC		9	1	10%	10
BELLEVUE HOSPITAL CENTER DEPARTMENT		10			10
NORTH FLORIDA MEDICAL CENTER		8	2	20%	10
INTERMOUNTAIN CENTRAL LAB		1	9	90%	10
MEDICAL LABORATORY DIAGNOSTICS			10	100%	10
ADVENT HEALTH - KISSIMMEE		1	9	90%	10
GENESIS DERMATOLOGY		8	2	20%	10
BROWARD HEALTH CARE			10	100%	10
WATSON HEALTHCARE		7	3	30%	10
GLEN OAKS URGENT CARE		10			10
LYSTER ACH FT RUCKER AL		9	1	10%	10
COVANCE CENTRAL LABORATORY			10	100%	10
BAPTIST PRIMARY CARE PONTE VEDRA		6	4	40%	10
BLOUNT MEMORIAL HOSPITAL		9	1	10%	10
OHIO STATE UNIVERSITY MEDICAL CENTER			10	100%	10
ODYSSEY HEALTHCARE OF MARION COUNTY, LLC		10			10
AVANTE ST CLOUD		7	3	30%	10
NORTH OKALOOSA PHYSICIAN GROUP		10			10
PINELLAS COUNTY HEALTH DEPARTMENT		2	8	80%	10
PHELPS HOSPITAL LABORATORY		10			10
MINUTECLINIC, LLC, DBA MINUTECLINIC #2544		9	1	10%	10
COMMUNITY HEALTH CENTER		2	8	80%	10
MAIMONIDES-SHALOM ACADEMY, INC		8	1	11%	9
MERCY MEDICAL CENTER		3	6	67%	9
TOWERS HOME CARE☐		9			9

COVID-19: testing by laboratory

Data through Dec 14, 2020 verified as of Dec 15, 2020 at 09:25 AM

Data in this report are provisional and subject to change.

The numbers in the table below represent the number of Florida and non-Florida residents for whom test results were received by the Department of Health. A person can be tested by more than one laboratory and can have both positive and negative results. **Therefore, the sum of the numbers in each column will be larger than the total number of people tested.**

Reporting lab	Inconclusive	Negative	Positive	Percent positive	Total
BAYONET POINT HOSPITAL			9	100%	9
LPG PEDIATRICS AT PAGE FIELD		9			9
PRECISION GENETICS			9	100%	9
PEDIATRIC HEALTH CARE ALLIANCE			9	100%	9
NORTHBROOK CENTER FOR☐		8	1	11%	9
TMH PHYSICIAN PARTNERS - MONTICELLO		8	1	11%	9
CHILDREN'S HEALTH CENTER INC.		7	2	22%	9
Hialeah Nursing And Rehabilitation Center		6	3	33%	9
MICHIGAN DEPARTMENT OF HEALTH AND HUMAN SERVICES			9	100%	9
NEUROINTERNATIONAL SARASOTA		8	1	11%	9
ADVENT HEALTH - WINTER HAVEN		5	4	44%	9
SOUTHEASTERN OUTPATIENT SURGERY CENTER		9			9
ANY LAB TEST NOW INC			9	100%	9
MOUNT DORA PEDIATRICS		8	1	11%	9
MID-FLORIDA PATHOLOGY, LLC		9			9
BIOREREFERENCE LABORATORIES INC		3	6	67%	9
BUREAU OF PUBLIC HEALTH		1	8	89%	9
RIVERSIDE MEDICAL GROUP		8	1	11%	9
ADVENTHEALTH MEDICAL GROUP CARE CLINIC AT		7	2	22%	9
MAGNOLIA PEDIATRICS		2	7	78%	9
MOLECULAR PATHOLOGY LABORATORY			9	100%	9
PLYMOUTH HARBOR INCORPORATED		9			9
MARKET STREET VIERA		9			9
ANTHEM LAKES LLC		9			9
PARROTT MEDICAL CLINIC			9	100%	9
PROFESSIONAL PARK PEDIATRICS PA			9	100%	9
LAKE PLACID HEALTH AND REHABILITATION			9	100%	9
GCPM MANUAL MICROBIOLOGY		1	8	89%	9
KIVA AT CANTERBURY			9	100%	9
GROWING TOGETHER PEDIATRICS, LLC		8	1	11%	9
LAKE NONA MEDICAL SERVICE LLC		9			9
INNOVATIVE RESEARCH OF WEST FLORIDA		7	2	22%	9
OMNI			9	100%	9
UNIVERSITY HOSPITAL UC HEALTH		6	3	33%	9
TOTAL ACCESS URGENT CARE			9	100%	9
RAINBOW PEDIATRIC CENTER		2	7	78%	9
UNAVAILABLE/UNKNOWN/NO INFORMATION FOUND			9	100%	9
MINUTECLINIC DIAGNOSTIC OF TEXAS, LLC		9			9
SAN JOSE SENIOR CARE LLC		6	3	33%	9
FLUSHING HOSPITAL MEDICAL CENTER		7	2	22%	9
CARENOW URGENT CARE-MT JULIET		8	1	11%	9
MARION PEDIATRICS PA		9			9
COASTAL SKIN SURGERY AND DERMATOLOGY		6	3	33%	9
UC HEALTH UNIVERSITY HOSPITAL		8	1	11%	9
CAREHERE- LCS LEESBURG			9	100%	9
WELLMED AT SOUTH PARSONS		8	1	11%	9
OAKMONTE VILLAGE		8	1	11%	9

COVID-19: testing by laboratory

Data through Dec 14, 2020 verified as of Dec 15, 2020 at 09:25 AM

Data in this report are provisional and subject to change.

The numbers in the table below represent the number of Florida and non-Florida residents for whom test results were received by the Department of Health. A person can be tested by more than one laboratory and can have both positive and negative results. **Therefore, the sum of the numbers in each column will be larger than the total number of people tested.**

Reporting lab	Inconclusive	Negative	Positive	Percent positive	Total
CYPRESS POINT LIVING, LLC		7	2	22%	9
CHEMISYS LABORATORIES		1	8	89%	9
VILLAGE PLACE HEALTH AND REHAB		9			9
MIDMICHIGAN MEDICAL CENTER			9	100%	9
FIRST CHOICE PEDIATRICS WINTER SPRINGS		9			9
Maury Regional Hospital		6	3	33%	9
MARIANNA HEALTH AND REHABILITATION CENTER		9			9
SAMARITAN MEDICAL CENTER		9			9
RESOLVE MOLECULAR DIAGNOSTICS		9			9
HOWARD BEACH URGENT CARE		9			9
BOCA RATON REGIONAL HOSPITAL LAB			9	100%	9
BOND CLINIC DR ELDEEB		1	8	89%	9
HOSPICE OF THE TREASURE COAST		7	1	13%	8
HARBORCHASE OF DR PHILLIPS		7	1	13%	8
HUNTINGTON VILLAGE URGENT CARE		8			8
CVS PHARMACY NO 274		8			8
TEXAS DEPARTMENT OF STATE HEALTH SERVICES		2	6	75%	8
BENDERSON FAMILY SKILLED NURSING AND □		8			8
FOUNTAINVIEW BY FIVE STAR QUALITY CARE		7	1	13%	8
HOLY NAME MEDICAL CENTER	1	6	1	13%	8
ROBERT WOOD JOHNSON HOSPITAL		7	1	13%	8
DOCTOR'S IN HOUSE LAB			8	100%	8
HUNTINGTON STATION URGENT CARE		8			8
MICHIGAN DEPARTMENT OF COMMUNITY HEALTH		1	7	88%	8
SOUTH NASSAU COMMUNITIES HOSPITAL		6	2	25%	8
ORMOND BEACH CENTRA CARE			8	100%	8
WHITE SANDS OUTPATIENT SERVICES (WSOP SERVICES LLC		8			8
OHIO CVS STORES, LLC DBA		8			8
BEAUMONT EMERGENCY CENTER			8	100%	8
MINUTECLINIC DIAGNOSTIC OF NORTH CAROLINA PC		8			8
EXECUTIVE MEDICAL SERVICES		8			8
MINUTE CLINIC DIAGNOSTIC OF VIRGINIA		5	3	38%	8
RIVERWOOD HEALTH NH LLC		8			8
MEDEXPRESS URGENT CARE PARKERSBURG		7	1	13%	8
ONEIDA HEALTHCARE CENTER		8			8
JX REF LAB			8	100%	8
BARTON PARKER OD PC		8			8
MINUTECLINIC MINUTECLINIC #8746		8			8
UNIVERSITY MEDICAL CENTER		8			8
NATURE COAST REGIONAL MEDICAL CENTER			8	100%	8
TRINITY MEDICAL ASSOCIATES LLC			8	100%	8
EMERITUS AT NAPLES	1	7			8
STATEN ISLAND UNIVERSITY HOSPITAL SEGUINE AVE		8			8
GOLISANO CHILDREN'S HOSPITAL OF SOUTHWEST FLORIDA		6	2	25%	8
COLLIER COUNTY HEALTH DEPT.		4	4	50%	8
MD BEAUTY LABS, PA		8			8
MEADOWCREST MOLECULAR DIAGNOSTICS, LLC			8	100%	8

COVID-19: testing by laboratory

Data through Dec 14, 2020 verified as of Dec 15, 2020 at 09:25 AM

Data in this report are provisional and subject to change.

The numbers in the table below represent the number of Florida and non-Florida residents for whom test results were received by the Department of Health. A person can be tested by more than one laboratory and can have both positive and negative results. **Therefore, the sum of the numbers in each column will be larger than the total number of people tested.**

Reporting lab	Inconclusive	Negative	Positive	Percent positive	Total
SOUTHCOR LABORATORY		2	6	75%	8
ST. JOSEPH HOSPITAL AND HEALTH CARE INC.			8	100%	8
PANCARE HEALTH - VERNON ELEMENTARY			8	100%	8
DOLPHIN POINTE HEALTH CARE LLC		1	7	88%	8
ALLINA HEALTH - ABBOTT NORTHWESTERN HOSPITAL		5	3	38%	8
ADVENT HEALTH - FOUR CORNERS ER		8			8
SYLVESTER AT PLANTATION LABORATORY		7	1	13%	8
LIFE CARE CENTER OF PORT ST. LUCIE		5	3	38%	8
CVS MINUTE CLINIC, LLC		6	2	25%	8
CVS MINUTE CLINIC DIAGNOSTIC OF NORTH CAROL		8			8
JFK MEDICAL CENTER NORTH LAB		1	7	88%	8
BARNETT PARK			8	100%	8
ALACHUA COUNTY HEALTH DEPARTMENT		1	7	88%	8
NCHD		3	5	63%	8
HEALTHMARK REGIONAL HOSPITAL LAB		4	4	50%	8
CARENOW URGENT CARE - EAST NASHVILLE		7	1	13%	8
CORNERSTONE MEDICAL CARE OF BRANDON PL		7	1	13%	8
BOND AND STEELE CLINIC, PA		6	2	25%	8
THE WOLFF CENTER FOR CHILD & ADOLESCENT HEALTH			8	100%	8
BIOTECH CLINICAL LABORATORIES, INC.		1	7	88%	8
COMPREHENSIVE CHILDCARE ASSOCIATES		5	3	38%	8
LABCORP BURLINGTON		1	7	88%	8
MINUTECLINIC DIAGNOSTIC OF NORTH CAROL		5	3	38%	8
OCALA OAKS REHABILITATION CENTER		7	1	13%	8
BHA CENTRAL COUNTY CLINIC		1	7	88%	8
X-GENE MOLECULAR LABS		1	7	88%	8
ST ANTHONYS REHABILITATION HOSPITAL		7	1	13%	8
RAINBOW PEDIATRICS			8	100%	8
ATLANTIC CONSOLIDATED LABORATORY		8			8
METHODIST MEDICAL CENTER		6	2	25%	8
LIFE CARE CITRUS COUNTY			8	100%	8
SUMTER PEDIATRICS		8			8
VETERAN AFFAIRS MEDICAL CENTER - JAMES J PETERS		6	2	25%	8
NORTHWEST FLORIDA SLEEP			8	100%	8
CARENOW URGENT CARE-BRENTWOOD		6	2	25%	8
QUALITY URGENT CARE AND WELLNESS		5	3	38%	8
RICHMOND UNIVERSITY MEDICAL CENTER		7	1	13%	8
SAMARITAN HOSPITAL LABORATORY		7	1	13%	8
GENEUS DIAGNOSTICS			8	100%	8
DOCTOR'S IN-HOUSE LAB/COMMUNITY HEALTH CENTERS OF PINELLAS - CLEARWATE			8	100%	8
MID-HUDSON VALLEY DIVISION OF WESTCHESTER MEDICAL		8			8
FHCP-ORANGE CITY			8	100%	8
WESTCHESTER GENERAL HOSPITAL BLOOD GAS LAB			8	100%	8
NORTHSHORE UNIVERSITY HEALTHSYSTEM EVANSTON HOSPITAL LAB			8	100%	8
PATEL MEDICAL VENTURES		7	1	13%	8
ASHTON PLACE	1	7			8
CIAN DIAGNOSTICS			8	100%	8

COVID-19: testing by laboratory

Data through Dec 14, 2020 verified as of Dec 15, 2020 at 09:25 AM

Data in this report are provisional and subject to change.

The numbers in the table below represent the number of Florida and non-Florida residents for whom test results were received by the Department of Health. A person can be tested by more than one laboratory and can have both positive and negative results. **Therefore, the sum of the numbers in each column will be larger than the total number of people tested.**

Reporting lab	Inconclusive	Negative	Positive	Percent positive	Total
MOSOLF PEDIATRICS			8	100%	8
MD NOW MEDICAL CENTERS INC			8	100%	8
FAMILY HEALTH CENTER			8	100%	8
CAREATC			8	100%	8
ORANGE BLOSSOM FAMILY HEALTH		6	2	25%	8
PBC PREMIER FAMILY HEALTH			8	100%	8
INTERNAL MEDICINE ASSOCIATES OF JACKSON HOSPITAL			8	100%	8
BRIDGEWAY HEALTH CLINICS INC			8	100%	8
GENE STREET LABORATORIES, LLC		6	2	25%	8
BAPTIST OUTPATIENT			8	100%	8
REGENCY OAKS HEALTH CENTER		8			8
WACO HHSSURGEWACO	1	6	1	13%	8
LEE COUNTY HEALTH DEPARTMENT		4	3	43%	7
TRUE HEALTH DIAGNOSTICS		1	6	86%	7
ADVENTHEALTH MEDICAL GROUP		7			7
Salerno Bay Health & Rehabilitation Center		6	1	14%	7
DOH-TAMPA BRANCH LABORATORY (MLK BLVD)		3	4	57%	7
CVS PHARMACY #8800		5	2	29%	7
ALBIBI		1	6	86%	7
CARENOW URGENT CARE-MADISON		7			7
HEALTH NETWORK LABORATORIES		6	1	14%	7
Signature healthcare of Jacksonville		5	2	29%	7
MONTEFIORE NYACK HOSPITAL AFFILIATED LABORATORY		7			7
OCOOE PEDIATRICS		6	1	14%	7
ROBERT H JENKINS JR VETERANS' DOMICILIARY HOME OF		7			7
Ocoee Health Care Center		7			7
HORIZON MEDICAL GROUP		6	1	14%	7
FLORIDA DIGESTIVE AND LIVER SPECIALIST		7			7
ECLRS		2	5	71%	7
HEALTHWORKS MED GROUP OF FLORIDA PA		2	5	71%	7
SURGOINSVILLE PHARMACY		7			7
Rosewood Healthcare and Rehabilitation Center		5	2	29%	7
ALLEGRO - TAMPA	1	4	2	29%	7
HEALTH CARE LABORATORY SERVICES		1	6	86%	7
FIRST CHOICE PEDIATRICS INC		6	1	14%	7
DIEGO FALLON MD PA		5	2	29%	7
CENTER ONE SURGERY CENTER		6	1	14%	7
COLLEGE POINT URGENT CARE		6	1	14%	7
VIRTUA VOORHEES HOSPITAL		5	2	29%	7
MINUTECLINIC DIAGNOSTIC OF PENNSYLVANI		7			7
HEARTLAND PEDIATRICS OF LAKE PLACID			7	100%	7
NORTON HEALTHCARE			7	100%	7
WYOMING COUNTY COMMUNITY HOSPITAL LABORATORY		7			7
DIAGNOSTIC CLINIC		6	1	14%	7
THE MARY IMOGENE BASSETT HOSPITAL		7			7
LYNMOORE,THE		7			7
FLORIDA HOSPITAL WINTER PARK		6	1	14%	7

COVID-19: testing by laboratory

Data through Dec 14, 2020 verified as of Dec 15, 2020 at 09:25 AM

Data in this report are provisional and subject to change.

The numbers in the table below represent the number of Florida and non-Florida residents for whom test results were received by the Department of Health. A person can be tested by more than one laboratory and can have both positive and negative results. **Therefore, the sum of the numbers in each column will be larger than the total number of people tested.**

Reporting lab	Inconclusive	Negative	Positive	Percent positive	Total
ORLANDO HEALTH PHYSICIAN ASSOCIATES		4	3	43%	7
BAPTIST PEDIATRICS		6	1	14%	7
ORANGE PARK PEDIATRIC ASSOCIATES		1	6	86%	7
INN AT ASTON GARDENS AT PELICAN POINTE,THE		7			7
MINUTECLINIC LLC #5216		6	1	14%	7
The Ponce Therapy Care Center		7			7
AVENTURA HOSPITAL AND MEDICAL CENTER			7	100%	7
DOCTOR'S IN-HOUSE LAB/COMMUNITY HEALTH CENTERS OF PINELLAS –PINELLAS P			7	100%	7
PALMS REHABILITATION AND HEALTHCARE CENTER		5	2	29%	7
TENNESSEE DEPARTMENT OF HEALTH (TDH) - CENTRAL LABORATORY		1	6	86%	7
MINUTECLINIC LLC #1350		7			7
STUART REHABILITATION AND HEALTHCARE		2	5	71%	7
Jupiter Medical Center Pavilion		6	1	14%	7
DORAL URGENT CARE			7	100%	7
EMERGENCY MEDICAL CENTER		2	5	71%	7
SCHOOL OF PHARMACY AND PHARMACEUTICAL		7			7
BERNHARDT LABORATORIES		3	4	57%	7
RIVER OAKS TREATMENT CENTER			7	100%	7
PBC FOUND CARE INC			7	100%	7
FLORIDA CLINICAL LAB			7	100%	7
HOLY GARDEN ALF, INC.		7			7
ISLAND LAKE CENTER		3	4	57%	7
MICHELLE S PAGE MD PA		7			7
DOCTORS CLINICAL LABORATORY, INC		5	2	29%	7
UNIVERSITY OF WASHINGTON MEDICAL CENTER			7	100%	7
AVON PARK PEDIATRICS			7	100%	7
EAR NOSE AND THROAT ASSOCIATES OF MANATEE, P.A.		7			7
KINDRED HOSPITAL-BAY AREA-ST PETERSBURG LAB		7			7
ADVANCED DIAGNOSTIC LABORATORY			7	100%	7
LAB UNKNOWN		6	1	14%	7
M&V SAN JOSE MEDICAL CENTER			7	100%	7
CENTRAL FLORIDA PEDIATRIC URGENT CARE LLC		6	1	14%	7
BAPTIST HEALTH			7	100%	7
BAYLOR GENETICS		5	2	29%	7
SOUTH COM HEALTH CLINIC, DEPT. OF THE ARMY		7			7
QUE		4	3	43%	7
PEDIATRICS OF CENTRAL FLORIDA		5	2	29%	7
CARROLL GARDENS URGENT CARE		7			7
OPIS COQUINA CENTER		7			7
MINUTECLINIC, LLC #3245		5	2	29%	7
LEPE'S HOUSE			7	100%	7
ARCHBOLD MEMORIAL HOSPITAL/LAB		3	4	57%	7
PERSONAL PEDIATRICS PA		5	2	29%	7
MEDLABS DIAGNOSTICS		7			7
ALCOVE ASSISTED LIVING FACILITY		7			7
VALLEY IMMEDIATE CARE		6	1	14%	7
TRUE HEALTH		5	2	29%	7

COVID-19: testing by laboratory

Data through Dec 14, 2020 verified as of Dec 15, 2020 at 09:25 AM

Data in this report are provisional and subject to change.

The numbers in the table below represent the number of Florida and non-Florida residents for whom test results were received by the Department of Health. A person can be tested by more than one laboratory and can have both positive and negative results. **Therefore, the sum of the numbers in each column will be larger than the total number of people tested.**

Reporting lab	Inconclusive	Negative	Positive	Percent positive	Total
NOVANT HEALTH INPATIENT CARE		2	5	71%	7
LAKEVIEW HEALTH SYSTEMS			7	100%	7
CALHOUN COUNTY HEALTH DEPT		2	5	71%	7
ALACHUA			7	100%	7
MIAMI CLINICAL RESEARCH CORP			7	100%	7
GENTRY PARK ORLANDO ASSISTED LIVING		6	1	14%	7
MEDEXPRESS URGENT CARE LEWISBURG		7			7
GULF COAST MEDICAL GROUP		2	5	71%	7
FLORIDA CENTER FOR DERMATOLOGY LABORATORY			7	100%	7
JUPITER MEDICAL CENTER			7	100%	7
JOHNS HOPKINS MEDICAL LABORATORIES		1	6	86%	7
THE TERRACE AT IVY ACRES ALF		6	1	14%	7
FLORIDA HOSPITAL KISSIMMEE		4	3	43%	7
VETERANS AFFAIRS MEDICAL CENTER - OUTPATIENT			7	100%	7
BLOCK NATION CHASE		4	3	43%	7
METROPOLITAN HOSPITAL CENTER		6	1	14%	7
NORTHWEST FLORIDA ENT, PA		3	4	57%	7
WELLMED AT PORT ST LUCIE WEST		6	1	14%	7
DEPARTMENT OF HEALTH- CITRUS COUNTY			7	100%	7
SOS MOBILE MEDICAL CARE LLC		7			7
BROOKDALE PANAMA CITY		6	1	14%	7
AUBURN COMMUNITY HOSPITAL		6	1	14%	7
CAMPBELL URGENT CARE			6	100%	6
MOBILE MEDICAL ASSOCIATES PL			6	100%	6
LUXOR SCIENTIFIC LLC			6	100%	6
ROWLETT MIDDLE ACADEMY		5	1	17%	6
BIOTECH			6	100%	6
A2Z DIAGNOSTICS		6			6
PROHEALTH MED		1	5	83%	6
MEDEXPRESS URGENT CARE, MOON TOWNSHIP		6			6
CHILDRENS MEDICAL CENTER			6	100%	6
FLORIDA MEDICAL SPECIALISTS		2	4	67%	6
CAPE CORAL URGENT CARE		3	3	50%	6
NEW YORK PRESBYTERIAN - LOWER MANHATTAN		6			6
IRL MARKET LAB			6	100%	6
PALMETTO HEALTH ALLIANCE		3	3	50%	6
FAMILY MEDICAL CARE OF PALM BEACH			6	100%	6
PATHGROUP LABS, LLC		4	2	33%	6
HAWKINS FAMILY MEDICINE LLC		5	1	17%	6
COMMONWEALTH OF MASSACHUSETTS			6	100%	6
ADVENTHEALTH EXPRESS CARE AT			6	100%	6
SOUTH CAROLINA DEPARTMENT OF HEALTH			6	100%	6
TIMBER CREEK PEDIATRICS		6			6
MC DIAGNOSTIC OF CONNECTICUT, PC #1960		6			6
PENINSULA CARE AND REHABILITATION CENTER			6	100%	6
DEBARY HEALTH AND REHABILITATION CENTER		6			6
CAREWELL 301 - WARWICK			6	100%	6

COVID-19: testing by laboratory

Data through Dec 14, 2020 verified as of Dec 15, 2020 at 09:25 AM

Data in this report are provisional and subject to change.

The numbers in the table below represent the number of Florida and non-Florida residents for whom test results were received by the Department of Health. A person can be tested by more than one laboratory and can have both positive and negative results. **Therefore, the sum of the numbers in each column will be larger than the total number of people tested.**

Reporting lab	Inconclusive	Negative	Positive	Percent positive	Total
BAYA URGENT CARE LLC		1	5	83%	6
ETHOS LABORATORIES		6			6
LAKELAND HILLS CENTER		2	4	67%	6
CHILDREN'S HEALTHCARE OF ATLANTA/EGLESTON		6			6
AARK LABORATORY		6			6
BAY STREET PHARMACY☐		6			6
BROOKDALE BRANDON		6			6
GENETIC TECHNOLOGICAL INNOVATIONS			6	100%	6
BETH ISRAEL DEACONESS MEDICAL CENTER			6	100%	6
BRADENTON PHYSICIANS MEDICAL CENTER			6	100%	6
VERMONT DEPARTMENT OF HEALTH		1	5	83%	6
The Care Center at Pinellas Park		6			6
DARDEN WELLNESS CENTER		5	1	17%	6
SONATA BOYNTON BEACH		5	1	17%	6
UNILAB		2	4	67%	6
WATAUGA MEDICAL CENTER		4	2	33%	6
CENTRA CARE POINCIANA			6	100%	6
CAPITAL HEALTH PLAN LABORATORIES			6	100%	6
ENIGMA DIAGNOSTIC, INC.			6	100%	6
MINIMALLY INVASIVE VASCULAR INC		6			6
BAYCARE MEDICAL GROUP INC			6	100%	6
KINDRED HOSPITAL CENTRAL TAMPA BLOOD GAS		6			6
MINUTECLINIC DIAGNOSTIC OF HAWAII LLC		6			6
LUMADOC HEALTH		4	2	33%	6
PASSPORT HEALTH			6	100%	6
CHILDREN'S HOSPITAL OF PHILADELPHIA		5	1	17%	6
PATHLINE			6	100%	6
GRACE REHABILITATION CENTER OF VERO BEACH		4	2	33%	6
MEDEXPRESS URGENT CARE - SEMINOLE SQUAU		5	1	17%	6
NOT INDICATED		1	5	83%	6
CRESTVIEW URGENT CARE			6	100%	6
THE VILLAGES REGIONAL HOSPITAL FREESTANDING		3	3	50%	6
UNION CHD		6			6
ST LUKES ROOSEVELT LABORATORY		6			6
LIFE'S SPECIAL MOMENTS INC		6			6
LAWTON CHILES HEALTH CENTER		1	5	83%	6
BOCA VIPEDIATRICS			6	100%	6
WILDLIGHT LAB			6	100%	6
ISLAND COAST PEDIATRICS IN-HOUSE LAB		6			6
ROYAL CARE OF AVON PARK		5	1	17%	6
FLORIDA WOMAN CARE LABORATORY			6	100%	6
JERSEY SHORE MEDICAL CENTER		6			6
BROOKDALE CANOPY OAKS			6	100%	6
SONORA QUEST LABORATORIES			6	100%	6
MISSOURI DEPARTMENT OF HEALTH AND SENIOR SERVICES			6	100%	6
NEMOURS CHILDREN'S PRIMARY CARE VERO BEACH			6	100%	6
MONROE COUNTY HOSPITAL		4	2	33%	6

COVID-19: testing by laboratory

Data through Dec 14, 2020 verified as of Dec 15, 2020 at 09:25 AM

Data in this report are provisional and subject to change.

The numbers in the table below represent the number of Florida and non-Florida residents for whom test results were received by the Department of Health. A person can be tested by more than one laboratory and can have both positive and negative results. **Therefore, the sum of the numbers in each column will be larger than the total number of people tested.**

Reporting lab	Inconclusive	Negative	Positive	Percent positive	Total
THOMAS JEFFERSON UNIVERSITY HOSPITAL		4	2	33%	6
ARLINGTON OF NAPLES		6			6
CARENOW URGENT CARE-SOUTHLAKE			6	100%	6
MEDEXPRESS URGENT CARE - BENTON HARBOR		6			6
PENN MEDICINE PRINCETON MEDICAL CENTER		6			6
SUNSHINE ASSISTED LIVING		6			6
DOH JACKSONVILLE CENTRAL LABORATORY		3	3	50%	6
JACKSON CLINIC PA,THE		3	3	50%	6
EXPRESS FAMILY CARE LLC			6	100%	6
PUBLIC HEALTH LAB		6			6
ILLINOIS DEPT OF PUBLIC HEALTH LAB - SPRINGFIELD			6	100%	6
INTERNAL MEDICINE SPECIALIST		5	1	17%	6
MERCY COLLEGE HEALTH OFFICE		6			6
TAMIAMI LAB MILLENIUM			6	100%	6
MERCY HEALTH—MUSKEGON		5	1	17%	6
MID FLORIDA PATHOLOGY LLC		5	1	17%	6
SAINT PETER'S UNIVERSITY HOSPITAL		6			6
ADVENTHEALTH MEDICAL GROUP FAMILY MEDICINE		6			6
BAYCARE ALLIANT HOSPITAL			6	100%	6
Northwell Lab		2	4	67%	6
TEXAS MEDCLINIC			6	100%	6
RIVERVIEW REGIONAL MEDICAL CENTER		6			6
IU HEALTH PATHOLOGY		1	5	83%	6
MAINSTREET FAMILY CARE			6	100%	6
WOODHULL MEDICAL AND MENTAL HEALTH CTR		5			5
LAKE NONA PEDIATRICS IN ASSOCIATION WITH NEMOURS		5			5
BROWARD COUNTY HEALTH DEPT.			5	100%	5
MONTEFIORE MEDICAL CENTER LABORATORIES - WEILER		4	1	20%	5
MEDICAL CENTER OF BLOUNTSTOWN			5	100%	5
NORTHERN DUTCHESS HOSPITAL LABORATORY		5			5
NELSON BIOLOGICAL			5	100%	5
CVS MINUTE CLINIC DIAGNOSTIC MED GRP OF CA		5			5
CONCENTRA			5	100%	5
PRECISION LABS LLC		2	3	60%	5
CLEVELAND TENNESSEE HOSPITAL COMPANY		5			5
CENTREX CLINICAL LABS INC		5			5
NEW HAMPSHIRE DEPARTMENT OF HEALTH AND HUMAN SERVICES		3	2	40%	5
GOOD SAMARITAN SOCIETY OF DAYTONA		5			5
ST VINCENT'S CHILTON		4	1	20%	5
COOPER HOSPITAL/UNIVERSITY MEDICAL		5			5
GENTIVA HEALTH SERVICES		5			5
WAKEMED		1	4	80%	5
FLORIDA HOSPITAL LAKE MARY		5			5
GUTHRIE MEDICAL GROUP LABORATORIES		5			5
PRECISION DIAGNOSTICS INC - NJ		5			5
CITRUS COUNTY HEALTH DEPARTMENT		4	1	20%	5
URGENT CARE OF LONGWOOD			5	100%	5

COVID-19: testing by laboratory

Data through Dec 14, 2020 verified as of Dec 15, 2020 at 09:25 AM

Data in this report are provisional and subject to change.

The numbers in the table below represent the number of Florida and non-Florida residents for whom test results were received by the Department of Health. A person can be tested by more than one laboratory and can have both positive and negative results. **Therefore, the sum of the numbers in each column will be larger than the total number of people tested.**

Reporting lab	Inconclusive	Negative	Positive	Percent positive	Total
HILLSBOROUGH COUNTY HEALTH DEPARTMENT			5	100%	5
FLORIDA HOSPITAL APOPKA		4	1	20%	5
WALTON PLACE		5			5
DESOTO HEALTH AND REHAB LLC		3	2	40%	5
ENT AND ALLERGY ASSOCIATES OF FLORIDA LLC		5			5
MOUNT SINAI BROOKLYN LABORATORY		4	1	20%	5
MAIMONIDES MEDICAL CENTER		4	1	20%	5
MANATEE COUNTY JAIL		4	1	20%	5
COMMUNITY HEALTH OF SOUTH FLORIDA			5	100%	5
ST JOSEPH WOMENS HOSPITAL			5	100%	5
OPTUM SILVER LAKES			5	100%	5
PARAMOUNT WALK-IN CLINIC		1	4	80%	5
COMMUNITY MEDICAL CARE CENTER INC			5	100%	5
PEDIATRICS OF ALTAMONTE		5			5
MONTEFIORE MEDICAL CENTER LABORATORIES - NORTH		5			5
Ocala Health and Rehabilitation Center		5			5
MINUTECLINIC DIAGNOSTIC OF PA, LLC (1036)		4	1	20%	5
WESTMINSTER SHORES			5	100%	5
BAYSHORE LABORATORY		4	1	20%	5
FLORIDA ATLANTIC UNIVERSITY		4	1	20%	5
FINLAY		1	4	80%	5
PSL NAPLES BH OPERATIONS, LLC		5			5
LORI MCAULIFFE MD PA			5	100%	5
ST CHARLES HOSPITAL LABORATORY		5			5
UPMC HEALTH SYSTEM		4	1	20%	5
CARE HERE		1	4	80%	5
ROSS MEDICAL GROUP			5	100%	5
PEDIATRIC URGENT HEALTH CARE			5	100%	5
LAKEVIEW HEALTH CARE SYSTEMS		1	4	80%	5
DEPARTMENT OF HEALTH AND HUMAN SERVICES LANSING			5	100%	5
BROOKDALE CLERMONT			5	100%	5
MEADOWCREST FAMILY PHYSICIANS PA			5	100%	5
NOVANT HEALTH UVA		2	3	60%	5
MEDEXPRESS URGENT CARE - TIMBERLAKE		5			5
MINUTECLINIC DIAGNOSTIC OF PENNSYLVANIA, LLD #1545		5			5
FLORIDA DEPARTMENT OF HEALTH - INVERNESS		3	2	40%	5
ST JOHNS BIOMEDICAL LAB		5			5
VIBRANT AMERICA		3	2	40%	5
MAXHEALTH		4	1	20%	5
NIGHT OWL PEDIATRICS URGENT CARE			5	100%	5
FRANCES WARDE MEDICAL LABORATORY		2	3	60%	5
CVS HEALTH, #3396		5			5
HEALTHPARK MEDICAL CENTER ABG LAB		5			5
WELLMED AT LAKE COPELAND		2	3	60%	5
DOCS URGENT CARE		1	4	80%	5
PRIMARY CARE MEDICINE		4	1	20%	5
FORT HAMILTON URGENT CARE		5			5

COVID-19: testing by laboratory

Data through Dec 14, 2020 verified as of Dec 15, 2020 at 09:25 AM

Data in this report are provisional and subject to change.

The numbers in the table below represent the number of Florida and non-Florida residents for whom test results were received by the Department of Health. A person can be tested by more than one laboratory and can have both positive and negative results. **Therefore, the sum of the numbers in each column will be larger than the total number of people tested.**

Reporting lab	Inconclusive	Negative	Positive	Percent positive	Total
FIRSTCARE CLINIC			5	100%	5
BROOKDALE PADDOCK HILLS		5			5
JOE DIMAGGIO CHILDREN'S HOSPITAL		1	4	80%	5
GLEN FALLS HOSPITAL DEPARTMENT OF PATHOLOGY		5			5
RIVER CITY PRIMARY AND URGENT CARE			5	100%	5
FLORIDA DEPARTMENT OF HEALTH IN MONROE COUNTY		2	3	60%	5
FAMILY MEDICINE AT HUNTERS CREEK		5			5
AZALEA HEALTH		2	3	60%	5
UNIVERSITY OF CHICAGO MEDICAL CENTER LAB			5	100%	5
MINUTECLINIC DIAGNOSTIC OF NORTH CAROLINA, PC		4	1	20%	5
URGENT CARE CENTER AT PINNACLE		4	1	20%	5
INTERNAL MEDICINE SPECIALISTS			5	100%	5
GRAND VILLA OF ALTAMONTE SPRINGS			5	100%	5
ORMOND MEDICAL ARTS		3	2	40%	5
MANATEE PEDIATRICS			5	100%	5
ELLIS HOSPITAL LABORATORY		5			5
MEDEXPRESS URGENT CARE - WINCHESTER GATEWAY		5			5
GULF COAST VETERANS HCS PANAMA CITY OPC		5			5
WADSWORTH CENTER - DAVID AXELROD INSTITUTE		5			5
UCF STUDENT HEALTH SERVICES LABORATORY		2	3	60%	5
NORTHPORT MEDICAL CENTER LAB		5			5
INDIAN RIVER PRIMARY CARE PA		5			5
MEDEXPRESS URGENT CARE - PANTOPS		4	1	20%	5
EAST HILL MEDICAL GROUP		4	1	20%	5
PEDIATRICS OF CENTRAL FLORIDA – POINCIANA		3	2	40%	5
SOUTHERN OCEAN MEDICAL CENTER		5			5
ASCENSION ST VINCENT'S CLAY COUNTY			5	100%	5
CLEVELAND CLINIC MARTIN HEALTH NURSING & RESTORATIVE		5			5
BREVARD HEALTH ALLIANCE INC, THE			5	100%	5
BETHESDA COMMUNITY HEALTH CENTER			5	100%	5
CHAMPLAIN VALLEY PHYSICIANS HOSPITAL		3	2	40%	5
SARASOTA - ROBERT L TAYLOR COMMUNITY CENTER☐			5	100%	5
Army Residence Community		5			5
Wesley Place on Honeysuckle		5			5
THE UNIVERSITY OF VERMONT MEDICAL CENTER		4	1	20%	5
CLEARWATER PEDIATRIC CARE		1	4	80%	5
BEACON AT GULF BREEZE, THE		5			5
OMNICARE PHARMACY OFTEXAS 1, LP DBA OMNICARE		5			5
CRESTWOOD MEDICAL CENTER		4	1	20%	5
FOUNTAINS OF HOPE LLC, THE		5			5
THE CLINIC PREMISE HEALTH			5	100%	5
BAPTIST HEALTH - TOWN CENTER			5	100%	5
AEL KNOXVILLE			5	100%	5
FAMILY MEDICINE OF WESTON LLC			5	100%	5
NORTH FLORIDA PEDIATRICS JASPER			5	100%	5
MIAMI BEACH COMMUNITY HEALTH CENTER INC			5	100%	5
ADVENT HEALTH - DELTONA ER		1	4	80%	5

COVID-19: testing by laboratory

Data through Dec 14, 2020 verified as of Dec 15, 2020 at 09:25 AM

Data in this report are provisional and subject to change.

The numbers in the table below represent the number of Florida and non-Florida residents for whom test results were received by the Department of Health. A person can be tested by more than one laboratory and can have both positive and negative results. **Therefore, the sum of the numbers in each column will be larger than the total number of people tested.**

Reporting lab	Inconclusive	Negative	Positive	Percent positive	Total
Florida Clinical Laboratory		1	4	80%	5
MIAMI COMPREHENSIVE MEDICINE GROUP PA		4	1	20%	5
GENTIVA HEALTH SERVICES CERTIFIED INC		5			5
SOUTHEASTERN PEDIATRIC ASSOCIATES			5	100%	5
DAVITA DIALYSIS		4	1	20%	5
COASTAL FAMILY PRACTICE		3	2	40%	5
UT SOUTHWESTERN MEDICAL CENTER			5	100%	5
XRL SXF REF LAB		5			5
PARRISH HEALTH CENTER		5			5
DALLAS COUNTY HEALTH AND HUMAN SERVICES			5	100%	5
ADVENT HEALTH EXPRESS		2	3	60%	5
WEST PACIFIC MEDICAL LABORATORY			5	100%	5
LABCORP UNSPECIFIED		5			5
HOLIDAY MEDICAL ASSOCIATES		1	4	80%	5
EXPRESS DOCS LLC			5	100%	5
EL PARAISO HOME INC		5			5
FREEDOM SQUARE NURSING CENTER			5	100%	5
BEACH HOUSE		5			5
TANNER MEDICAL CENTER EAST AL		5			5
ORCHID COVE		2	2	50%	4
ADVANCE URGENT CARE CENTER, LLC			4	100%	4
CARENOW URGENT CARE - WINTER SPRINGS		3	1	25%	4
RUSH UNIVERSITY MEDICAL CENTER LABORATORY			4	100%	4
STATMED OCALA			4	100%	4
FHCP – ORMOND BEACH			4	100%	4
BIOTEST PLASMA CENTER		4			4
DELAND WELLNESS CENTER			4	100%	4
RED MOUNTAIN DIAGNOSTICS		4			4
PANCARE HEALTH - WEWA ELEMENTARY			4	100%	4
SONATA DELRAY BEACH		3	1	25%	4
TRIDENT BIOMETRICS		3	1	25%	4
CARLOS PORTU MD, PLLC			4	100%	4
INTERMARKET FACILITY			4	100%	4
MCR HEALTH LAWTON CHILES ADMINISTRATION STE A		1	3	75%	4
FISHERMEN'S HOSPITAL			4	100%	4
JACKSON COUNTY HEALTH DEPARTMENT			4	100%	4
MEDEXPRESS URGENT CARE - WILLIAMSPORT		3	1	25%	4
BARTON MEMORIAL HOSPITAL		3	1	25%	4
NADAL PEDIATRICS		4			4
STEWART MELBOURNE HOSPITAL			4	100%	4
MINUTECLINIC, LLC, DBA MINUTECLINIC #6106		3	1	25%	4
JUPITER ISLAND MEDICAL CLINIC INC		4			4
WYOMING PUBLIC HEALTH LAB			4	100%	4
BELLIN HEALTH LAB		1	3	75%	4
MED LABS DIAGNOSTICS		3	1	25%	4
OKLAHOMA STATE DEPARTMENT OF HEALTH-PUBLIC HEALTH LABORATORY			4	100%	4
CARENOW URGENT CARE-GREEN HILLS		4			4

COVID-19: testing by laboratory

Data through Dec 14, 2020 verified as of Dec 15, 2020 at 09:25 AM

Data in this report are provisional and subject to change.

The numbers in the table below represent the number of Florida and non-Florida residents for whom test results were received by the Department of Health. A person can be tested by more than one laboratory and can have both positive and negative results. **Therefore, the sum of the numbers in each column will be larger than the total number of people tested.**

Reporting lab	Inconclusive	Negative	Positive	Percent positive	Total
PRL NYC PANDEMIC RESPONSE LAB			4	100%	4
CHILDREN'S MEDICAL GROUP		4			4
LONG ISLAND JEWISH FOREST HILLS HOSPITAL		4			4
REHABILITATION CENTER OF WINTER PARK,THE			4	100%	4
ALVARO J DANGOND MD PA		4			4
CVS MINUTE CLINIC DIAGNOSTIC OF TEXAS,LLC		3	1	25%	4
DIAGNOSTECHS		4			4
ENCOMPASS HEALTH REHABILITATION HOSPITAL		4			4
SIGNATURE CARE MONTROSE		2	2	50%	4
HELIX KH UC			4	100%	4
Lady Lake Specialty Care			4	100%	4
AVOW HOSPICE INC		4			4
L3HARRIS FAMILY MEDICAL CENTER			4	100%	4
WATERTOWN URGENT CARE PLLC		4			4
VITAL CARE URGENT CARE			4	100%	4
ATMORE NURSING CENTER		3	1	25%	4
OMNICARE PHARMACY OF TEXAS 1		4			4
EAST BANK HOSPITAL - UNIVERSITY OF MINNESOTA MEDICAL CENTER			4	100%	4
CURATIVE CARE CENTER INC		1	3	75%	4
THE DOCTORS CENTER HEALTHCARE-SOUTHSIDE		1	3	75%	4
MARSHFIELD LABORATORIES			4	100%	4
FAMILY CARE			4	100%	4
PALM BEACH CANCER INSTITUTE			4	100%	4
CAPTAIN JAMES A. LOVELL FEDERAL HEALTHCARE CENTER			4	100%	4
SUPERIOR RESIDENCES AT CALA HILLS		4			4
MEDEXPRESS URGENT CARE-DUBOIS		4			4
EXPRESS TESTING-ONE			4	100%	4
WEISS PEDIATRIC CARE LLC		3	1	25%	4
BOCA SIMON LAB		1	3	75%	4
Millennium Nursing & Rehab Center		4			4
MEDEXPRESS URGENT CARE - MAPLE DRIVE		4			4
PEDIATRIC HEALTHCARE ALLIANCE			4	100%	4
Manor Care of Dunedin		4			4
DOTHAN PEDIATRIC CLINIC			4	100%	4
PANCARE HEALTH YOUNGSTOWN			4	100%	4
MIAMI CANCER INSTITUTE			4	100%	4
PREMIER MEDICAL ASSOCIATES		4			4
MINUTECLINIC, LLC, DBA MINUTECLINIC #5		4			4
MEDEXPRESS URGENT CARE - RICHMOND, NINE MILE RD		4			4
MINUTECLINIC, LLC #03965		4			4
SENIOR HOME CARE INC		4			4
GENUS DIAGNOSTICS			4	100%	4
SOUTHWESTERN REGIONAL MEDICAL CENTER - TULSA		4			4
KANSAS DEPARTMENT OF HEALTH		2	2	50%	4
COMPUNET CLINICAL LAB			4	100%	4
WESLEY CHAPEL INTERNAL MEDICINE AND PEDIATRICS			4	100%	4
CITYMD		1	3	75%	4

COVID-19: testing by laboratory

Data through Dec 14, 2020 verified as of Dec 15, 2020 at 09:25 AM

Data in this report are provisional and subject to change.

The numbers in the table below represent the number of Florida and non-Florida residents for whom test results were received by the Department of Health. A person can be tested by more than one laboratory and can have both positive and negative results. **Therefore, the sum of the numbers in each column will be larger than the total number of people tested.**

Reporting lab	Inconclusive	Negative	Positive	Percent positive	Total
OKLAHOMA STATE UNIVERSITY DIAGNOSTIC LAB			4	100%	4
DYNACARE LABORATORIES			4	100%	4
Westchester General Hospital			4	100%	4
LIGHTHOUSE PEDIATRICS OF NAPLES		2	2	50%	4
COLLIER HMA PHYSICIAN MANAGEMENT, LLC			4	100%	4
ADVENT HEALTH - TUSKAWILLA		4			4
DYNAMIC HEALTH CENTERS INC		2	2	50%	4
UHEALTH UNIVERSITY OF MIAMI			4	100%	4
FLORIDA HEART AND VASCULAR			4	100%	4
PM PEDIATRICS OF SELDEN		3	1	25%	4
BENEVA LAKES HEALTHCARE & REHAB CENTER			4	100%	4
Bardmoor Oaks Healthcare and Rehabilitation Center		3	1	25%	4
ORLANDO FAMILY MEDICAL INC		4			4
MARION AND BERNARD L SAMSON NURSING CENTER			4	100%	4
UW MEDICINE VIROLOGY LAB			4	100%	4
KETTERING HEALTH			4	100%	4
URGENT CARE & FAMILY PRACTICE CENTER			4	100%	4
FLORIDA MEDICAL CLINIC - MULTI SPECIALTY CAMPUS		1	3	75%	4
Sunset Lake Health and Rehabilitation Center		4			4
MENTAL HEALTH CARE INC		3	1	25%	4
Stratford Court of Palm Harbor		4			4
PASSPORT HEALTH OF TAMPA BAY		4			4
PACIFICA SENIOR LIVING OCALA		4			4
LABS PLUS LLC		4			4
THE PLAZA AT PARKSQUARE		4			4
Okeechobee Health Care Facility		4			4
MISIR DRUGS LLC		4			4
SANFORD SOUTH UNIVERSITY		4			4
FAMILY CARE PARTNERS URGENT CARE LLC		2	2	50%	4
PLANT CITY PEDIATRICS		4			4
LEMOYNE COLLEGE WELLNESS CENTER FOR		4			4
MEDEXPRESS URGENT CARE - MONROE		4			4
BARBARA O'REILLY MD PA		4			4
MAILBOX DIAGNOSTICS		2	2	50%	4
Walker BaptistMedCtr		3	1	25%	4
AVALON PARK RETIREMENT RESIDENCE		4			4
COMPREHENSIVE CLINICAL RESEARCH, LLC			4	100%	4
MEDEXPRESS URGENT CARE- MARYLAND		4			4
WALK IN URGENT CARE			4	100%	4
LANE PEDIATRICS PA			4	100%	4
PALM BEACH COUNTY HEALTH DEPARTMENT LABORATORY			4	100%	4
GARDENS HEALTH NH LLC		4			4
OSWEGO HOSPITAL LABORATORY		4			4
WEST COAST FAMILY MEDICAL CARE			4	100%	4
MD ANDERSON			4	100%	4
PERDIDO URGENT CARE			4	100%	4
GRAND VILLA OF CLEARWATER		4			4

COVID-19: testing by laboratory

Data through Dec 14, 2020 verified as of Dec 15, 2020 at 09:25 AM

Data in this report are provisional and subject to change.

The numbers in the table below represent the number of Florida and non-Florida residents for whom test results were received by the Department of Health. A person can be tested by more than one laboratory and can have both positive and negative results. **Therefore, the sum of the numbers in each column will be larger than the total number of people tested.**

Reporting lab	Inconclusive	Negative	Positive	Percent positive	Total
Westminster Manor		3	1	25%	4
NEWPATH DIAGNOSTICS		4			4
CAPE COD HOSPITAL			4	100%	4
SOUTHEASTERN REGIONAL MEDICAL CENTER			4	100%	4
PALM HARBOR DERMATOLOGY		4			4
GEORGE SAFRAN MD PC		4			4
SONIC REFERENCE LABORATORY			4	100%	4
MULBERRY CARE CENTER		1	3	75%	4
UF HEALTH			4	100%	4
CVS MINUTE CLINIC DIAGNOSTIC OF TEXAS, LLC		4			4
YAZJI PEDIATRIC CARE LLC DBA TUKA PEDIATRICS			4	100%	4
ADVENT HEALTH CENTRA CARE - ORANGE LAKE		1	3	75%	4
INSPIRED LIVING AT PALM BAY		4			4
CELERION			4	100%	4
CONCENTRA URGENT CARE		1	3	75%	4
FLORENCE - HUNTSVILLE HOSPITAL URGENT CARE		3	1	25%	4
REHABILITATION CENTER AT JUPITER GARDENS		4			4
PRIMECARE		2	2	50%	4
FCHC (OB)-DARWIN SQUARE CTR.			4	100%	4
FLORIDA HOSPITAL ALTAMONTE		2	2	50%	4
COVENIENT CARE MEDICAL CLINIC			4	100%	4
REDMED OF CROSSTOWN		1	3	75%	4
DTR LABS		3	1	25%	4
ADVENTIST HEALTH SYSTEM FLORIDA DEPT OF HEALTH		3	1	25%	4
VRL LABORATORIES			4	100%	4
NOVARI CARE LLC		3	1	25%	4
FHMG_FM AND IM AVALON PARK		1	3	75%	4
UNILAB OF DADE INC			4	100%	4
COLUMBIA MEMORIAL HOSPITAL LABORATORY		4			4
FLORIDA CANCER SPECIALISTS AND RESEARCH		2	2	50%	4
UNION CITY MANOR NURSING CENTER		4			4
UNIVERSITY OF MIAMI MILLER SCHOOL OF MEDICINE			4	100%	4
PEACEHEALTH LABORATORIES		3	1	25%	4
APEX HOME HEALTH CARE		4			4
HEALTHY MINORS PEDIATRIC URGENT CARE		4			4
MEDEXPRESS URGENT CARE - CULPEPER		4			4
PENNSYLVANIA DEPARTMENT OF HEALTH BUREAU OF LABORATORIES			4	100%	4
MIRIMUS INC		1	3	75%	4
AHC Decatur County		4			4
MEDEXPRESS URGENT CARE - ROBINSON TWP, STEUBENVILLE PIKE		4			4
RAINBOW PEDIATRIC CENTER PA		3	1	25%	4
MEDEXPRESS URGENT CARE - SWANSEA, N ILLINOIS ST		4			4
NAVARRE GARDENS		4			4
JOSEF SCHENKER MD PC		4			4
MARSHALL MEDICAL CENTER SOUTH LAB		3	1	25%	4
EGL GENETICS DIAGNOSTICS			4	100%	4
CARL R DARNALL ARMY MEDICAL CENTER			4	100%	4

COVID-19: testing by laboratory

Data through Dec 14, 2020 verified as of Dec 15, 2020 at 09:25 AM

Data in this report are provisional and subject to change.

The numbers in the table below represent the number of Florida and non-Florida residents for whom test results were received by the Department of Health. A person can be tested by more than one laboratory and can have both positive and negative results. **Therefore, the sum of the numbers in each column will be larger than the total number of people tested.**

Reporting lab	Inconclusive	Negative	Positive	Percent positive	Total
UTAH DEPARTMENT OF HEALTH			4	100%	4
ACCENT PHYSICIAN SPECIALISTS PA		4			4
ASSISTED LIVING OF BROWARD		4			4
AHEC CLINIC		1	3	75%	4
URGENT TEAM - MUSCLE SHOALS		4			4
LEON MEDICAL CENTERS, LLC			4	100%	4
CAREWELL 202			4	100%	4
MEDICAL CENTER AT OCEAN REEF		1	3	75%	4
FIFTH AVENUE PEDIATRICS		3	1	25%	4
GREENVILLE MEMORIAL HOSPITAL LAB			4	100%	4
BAYLOR ESOTERIC AND MOLECULAR LAB			4	100%	4
MEMORIAL HEALTH CARE SYSTEMS			4	100%	4
BAPTIST PRIMARY BLACK CREEK SOUTH			4	100%	4
MIAMI COMMUNITY HEALTH CENTER INC		1	3	75%	4
ACCESS PHARMACY		4			4
ELTINGVILLE CIRCLE URGENT CARE		4			4
INFECTION CONTROL/ EMPHEALTH		3	1	25%	4
MEDEXPRESS URGENT CARE-ALTOONA		4			4
West Gate Village, LLC		4			4
URGENT MEDICAL CENTER INC		2	2	50%	4
GENEVA GENERAL HOSPITAL LABORATORY		3	1	25%	4
CELAL GUROL ERBAY, MD			4	100%	4
COPELAND MEDICAL CLINIC		3	1	25%	4
SIGNATURE CARE EMERGENCY CENTER		2	2	50%	4
PHYSICIANS IMMEDIATE CARE AURORA			4	100%	4
ADIRONDACK MEDICAL CENTER		4			4
SHARP MEMORIAL HOSPITAL MICROBIOLOGY DEPT			4	100%	4
GNT ASSOCIATES		3	1	25%	4
ELITE MEDICAL CENTER			4	100%	4
TARPON SPRINGS PEDIATRICS, LLC			4	100%	4
DEPARTMENT OF HEALTH AND HUMAN SERVICES STATE OF NEW HAMPSHIRE			4	100%	4
ORCHID COVE DAYTONA			3	100%	3
MINUTECLINIC DIAGNOSTIC OF TN PC #386		3			3
ACE BIOMEDICAL LABS LLC			3	100%	3
BAY REGIONAL URGENT CARE		1	2	67%	3
KENILWORTH CARE & REHABILITATION CENTER			3	100%	3
PALMS, THE		3			3
WATSON THERAPEUTICS		1	2	67%	3
DICKSON MEDICAL ASSOCIATES PC PATH LAB		3			3
NOVADX		2	1	33%	3
BRENTWOOD SENIOR LIVING AT ST PETE			3	100%	3
PALMS WEST HOSPITAL			3	100%	3
CONSOLIDATED LABORATORY SERVICES			3	100%	3
PANCARE HEALTH - ALTHA PUBLIC			3	100%	3
State Lab Unspecifd			3	100%	3
JOHN T MATHER MEMORIAL HOSPITAL LABORATORY		3			3
URGENT DOC - URGENT CARE CLINIC			3	100%	3

COVID-19: testing by laboratory

Data through Dec 14, 2020 verified as of Dec 15, 2020 at 09:25 AM

Data in this report are provisional and subject to change.

The numbers in the table below represent the number of Florida and non-Florida residents for whom test results were received by the Department of Health. A person can be tested by more than one laboratory and can have both positive and negative results. **Therefore, the sum of the numbers in each column will be larger than the total number of people tested.**

Reporting lab	Inconclusive	Negative	Positive	Percent positive	Total
IGENEX INC		3			3
ADVENT HEALTH - WESTCHASE ER			3	100%	3
FLORIDA MEDICAL CL ODOM TPA			3	100%	3
BAY BREEZE HEALTH AND REHABILITATION CENTER		3			3
GYN PATH SERVICES			3	100%	3
URGENT TEAM - HUNTSVILLE		3			3
TNC WALK IN CLINIC		1	2	67%	3
VAIL VALLEY MEDICAL CENTER			3	100%	3
MADISON COUNTY HEALTH DEPARTMENT		3			3
NORTH SHORE HEMATOLOGY-ONCOLOGY ASSOCIATES, PC		3			3
CORTLAND REGIONAL MEDICAL CENTER		3			3
LA MER NH LLC			3	100%	3
CAMPAZZI CONCIERGE MEDICAL SERVICES		2	1	33%	3
GROVES CENTER			3	100%	3
UNITY HEALTH AND REHABILITATION CENTER			3	100%	3
PRISMA HEALTH MIDLANDS			3	100%	3
DEPARTMENT OF PATHOLOGY ROME MEMORIAL		3			3
MAYO		1	2	67%	3
GONZALEZ MD AND ASWAD MD HEALTH SERVICES			3	100%	3
CRESTVIEW IMMEDIATE CARE LL			3	100%	3
XPRESS URGENT CARE LLC		3			3
FLORIDA MEDICAL CLINIC IM MLK		3			3
FLORIDA ENDOSCOPY & SURGERY CTR LLC		3			3
MEDEXPRESS URGENT CARE - MIDLOTHIAN		3			3
PREMIER FAMILY AND SPORTS MEDICINE		2	1	33%	3
VALDOSTA FAMILY MEDICINE			3	100%	3
ADVENTHEALTH MEDICAL GROUP PEDIATRIC & ADOLESCENT		3			3
MEDFUSION		2	1	33%	3
THE CLINIC OF PEDIATRICS & GI MEDICINE, INC			3	100%	3
MINUTECLINIC DIAGNOSTIC OF NORTH CAROLINA PC #7054		3			3
HELIX LW UC		1	2	67%	3
UNIVERSITY OF MICHIGAN		2	1	33%	3
CGH MEDICAL CENTER			3	100%	3
ABSOLUTE HEALTH		3			3
MEDEXPRESS URGENT CARE - BEECH GROVE		3			3
CULLMAN REGIONAL URGENT CARE		2	1	33%	3
ADRIANA M CASTRO MD PA		3			3
ALL MY KIDS PEDIATRICS INC			3	100%	3
MEDICAL CENTER AFFILIATES WEST PALM			3	100%	3
INTERNAL MEDICINE LIPID AND WELLNESS PRACTICE			3	100%	3
SEA LEVEL LABS			3	100%	3
BAPTIST HEALTH MEDICAL CENTER			3	100%	3
CARE ONE PRIMARY CARE			3	100%	3
Sunrise Health and Rehabilitation Center			3	100%	3
BRADENTON PHYSICIAN MEDICAL CENTER			3	100%	3
MEDEXPRESS URGENT CARE-HERSHEY		2	1	33%	3
REELFOOT FAMILY WALK IN CLINIC		2	1	33%	3

COVID-19: testing by laboratory

Data through Dec 14, 2020 verified as of Dec 15, 2020 at 09:25 AM

Data in this report are provisional and subject to change.

The numbers in the table below represent the number of Florida and non-Florida residents for whom test results were received by the Department of Health. A person can be tested by more than one laboratory and can have both positive and negative results. **Therefore, the sum of the numbers in each column will be larger than the total number of people tested.**

Reporting lab	Inconclusive	Negative	Positive	Percent positive	Total
BAPTIST OUTPATIENT SERVICES			3	100%	3
SANDGATE GARDENS REHAB & NURSING CENTER		2	1	33%	3
MONTANA PUBLIC HEALTH LAB			3	100%	3
ONslow MEMORIAL HOSPITAL LABORATORY		3			3
FLORIDA DEPARTMENT OF HEALTH IN MIAMI DADE COUNTY		2	1	33%	3
ESTERO FIRE RESCUE		3			3
NYC PUBLIC HEALTH LABS			3	100%	3
BOLING, STEPHANIE		3			3
SPRING LAKE REHABILITATION CENTER			3	100%	3
ASSOCIATES MD CYPRESS CREEK			3	100%	3
IMA MEDICAL CENTER		3			3
SANFORD MOBILE LAB			3	100%	3
ADVENTHEALTH NEW SMYRNA BEACH COMMUNITY HEALTH			3	100%	3
PBSO WEST PALM FAMILY PRACTICE		1	2	67%	3
MPG JACKSONVILLE ATLANTIC BLVD		1	2	67%	3
MID FLORIDA CLINICAL LABORATORY		2	1	33%	3
MIDDLETOWN MEDICAL P C			3	100%	3
MACCLENNY NURSING AND REHAB			3	100%	3
MINUTECLINIC, LLC, MINUTECLINIC #7637		3			3
CVS MINUTE CLINIC DIAGNOSTIC OF TEXAS LLC		3			3
ELITE PRIMARY CARE OF WAYCROSS			3	100%	3
TERRACE OF ST CLOUD, THE		2	1	33%	3
INDIANA STATE DEPARTMENT OF HEALTH		1	2	67%	3
MONTANA DEPARTMENT OF PUBLIC HEALTH & HUMAN SERVICES			3	100%	3
WELLIGENT			3	100%	3
HELIX MEDICAL CENTERS		1	2	67%	3
NORTHERN LIGHT LABORATORY		1	2	67%	3
URGENT CARE AT LONGWOOD			3	100%	3
SSM HEALTH ST LOUIS MICROBIOLOGY LABORATORY		1	2	67%	3
BETTERMED URGENT CARE			3	100%	3
SEMINOLE FAMILY HEALTH CENTER		3			3
HALIFAX HEALTH URGENT CARE			3	100%	3
CARE ATC - CITY OF BOYNTON BEACH			3	100%	3
CONSULATE HEATH CARE AT WEST ALTAMONTE			3	100%	3
NEWSTAR MEDICAL LABORATORIES		3			3
TAMPA		1	2	67%	3
MINUTECLINIC DIAGNOSTIC OF OHIO LLC		2	1	33%	3
FLORIDA CANCER SPECIALISTS & RESEARCH INSTITUTE		2	1	33%	3
NIGHT LITE PEDIATRICS CENTER		1	2	67%	3
MEDEXPRESS URGENT CARE-PITTSFIELD		3			3
SENTARA NORFOLK GENERAL HOSPITAL CENTRAL LAB			3	100%	3
PATHOLOGY REFERENCE LAB LLC			3	100%	3
HIALEAH SHORES NURSING AND		2	1	33%	3
LEE CONVENIENT CARE AT SUMMERLIN			3	100%	3
PINELLAS PARK HEALTH CENTER - PINELLAS CHD		1	2	67%	3
TRUE HEALTH – LAKE UNDERHILL		3			3
CVS MINUTE CLINIC, LLC #22		2	1	33%	3

COVID-19: testing by laboratory

Data through Dec 14, 2020 verified as of Dec 15, 2020 at 09:25 AM

Data in this report are provisional and subject to change.

The numbers in the table below represent the number of Florida and non-Florida residents for whom test results were received by the Department of Health. A person can be tested by more than one laboratory and can have both positive and negative results. **Therefore, the sum of the numbers in each column will be larger than the total number of people tested.**

Reporting lab	Inconclusive	Negative	Positive	Percent positive	Total
CHARLOTTE CHD PORT CHARLOTTE		2	1	33%	3
JOSEF SCHENKER MD PC DBA CENTERS URGENT		2	1	33%	3
MEDIC INFUSION PA		3			3
LIFEHOPE LABS			3	100%	3
PATIENT FIRST - ALLENTOWN			3	100%	3
WATSON THERAPEUTICS INC			3	100%	3
JEFFERSON COUNTY HEALTH DEPARTMENT-MONTICELLO		2	1	33%	3
LAHEY CLINIC MEDICAL CENTER			3	100%	3
MARYLAND STATE DEPT OF HEALTH	2		1	33%	3
VILLAGES HEALTH, THE		3			3
TIFTON CARECONNECT URGENT CARE			3	100%	3
FAMILY MEDICINE AT LONGWOOD			3	100%	3
VELOCITY CARE			3	100%	3
WINDSOR OF LAKEWOOD RANCH,THE		3			3
MAGNOLIA PEDIATRICS GROUP LLC			3	100%	3
LEWIS COUNTY MANOR		3			3
IOWA DEPARTMENT OF PUBLIC HEALTH			3	100%	3
FLORIDA MENTOR-POINT WEST CLUSTER		3			3
HAWTHORNE INN OF LAKELAND		3			3
PALM BEACH CDH - DELRAY BEACH			3	100%	3
PM PEDIATRICS OF BAYSIDE PLLC		3			3
BAPTIST PRIMARY CARE, INC.		2	1	33%	3
Fouraker Hills Rehab and Nursing			3	100%	3
CTRS			3	100%	3
ADVENT HEALTH - TIMBERRIDGE ER		2	1	33%	3
MEDEXPRESS URGENT CARE HUNTINGTON		3			3
MEDICAL UNIVERSITY SC HOSPITAL			3	100%	3
FLORIDA LABORATORY ANALYSIS, LLC			3	100%	3
CROSSVILLE MEDICAL GROUP		1	2	67%	3
PULSE & REMEDY LLC			3	100%	3
ST LUKES HOSPITAL LABORATORY		2	1	33%	3
NC STATE LABORATORY OF PUBLIC HEALTH		3			3
MINUTECLINIC, LLC #05038		3			3
ST VINCENT'S ST CLAIR		2	1	33%	3
GRACE WELLNESS CENTER		2	1	33%	3
KEY WEST URGENT CARE, INC		3			3
SJH			3	100%	3
GREATER MOBILE URGENT CARE – SPRINGHILL			3	100%	3
COURTYARD GARDENS OF JUPITER		3			3
URGENT CARE - OCONEE		2	1	33%	3
TERENCE B MITCHELL MD, INC			3	100%	3
TARRANT COUNTY PUBLIC HEALTH		3			3
MIZELL MEMORIAL HOSPITAL			3	100%	3
MICHIGAN HEALTH CLINIC LABORATORIES		2	1	33%	3
BIG BEND HOSPICE INC		3			3
VIRGINIA DIVISION OF CONSOLIDATED LABORATORIES			3	100%	3
TUFTS MEDICAL CENTER			3	100%	3

COVID-19: testing by laboratory

Data through Dec 14, 2020 verified as of Dec 15, 2020 at 09:25 AM

Data in this report are provisional and subject to change.

The numbers in the table below represent the number of Florida and non-Florida residents for whom test results were received by the Department of Health. A person can be tested by more than one laboratory and can have both positive and negative results. **Therefore, the sum of the numbers in each column will be larger than the total number of people tested.**

Reporting lab	Inconclusive	Negative	Positive	Percent positive	Total
OPENTRONS PRL		2	1	33%	3
BETHESDA HEALTH URGENT CARE			3	100%	3
CDRX INFUSION			3	100%	3
AVANTE INVERNESS		1	2	67%	3
Calusa Harbour			3	100%	3
EXETER HOSPITAL		3			3
THE LODGE AND REHABILITATION CENTER		3			3
CAREWELL URGENT CARE			3	100%	3
PEDIATRICS BY THE SEA JOG RD OFFICE			3	100%	3
HARBOUR'S EDGE		2	1	33%	3
CAPITAL HEALTH LABORATORY INC			3	100%	3
HILLVIEW LABORATORY			3	100%	3
MINUTECLINIC DIAGNOSTIC OF TEXAS		3			3
BOROPARK URGENT CARE		3			3
FAMILY MEDICINE AT WATERMAN		3			3
CORTLAND COUNTY HEALTH DEPARTMENT		3			3
MINUTECLINIC DIAGNOSTIC OF NEW JERSEY, LLC # 7069		3			3
GARCIA MORALES NELSON			3	100%	3
ACCESS HEALTH CARE		2	1	33%	3
UNC HOSPITAL/MCLENDON CLINICAL LABORATORIES			3	100%	3
PM PEDIATRICS OF SELDEN PLLC		3			3
US SPECIALTY LABS			3	100%	3
CARESPOT-WELLINGTON			3	100%	3
ST BARNABAS HOSPITAL		3			3
FLORIDA HEALTH CARE PLANS STIRLING CENTER			3	100%	3
FLORIDA MENTOR		3			3
YORKVILLE PEDIATRIC URGENT CARE		3			3
RHEA MEDICAL CENTER		3			3
CITIZENS BAPTIST MEDICAL CENTERS LAB		3			3
TENDER CARE ALF		3			3
LOYOLA UNIVERSITY MEDICAL CENTER LABORATORY			3	100%	3
MD NOW URGENT CARE - DELRAY WEST			3	100%	3
LEESBURG COMMUNITY HEALTH CENTERS			3	100%	3
ALLIANCE LABS @LRMC			3	100%	3
BARONESS ERLANGER HOSPITAL		3			3
WINDER NURSING INC DBA WINDER HEALTH CARE		3			3
Nashville Central Laboratory		3			3
VICAR'S LANDING NURSING HOME		2	1	33%	3
PREMIER CLINICAL RESEARCH INSTITUTE INC			3	100%	3
WYOMING DEPT OF HEALTH			3	100%	3
ERIE COUNTY PUBLIC HEALTH CLINICAL		3			3
NORTHWEST FLORIDA CLINICAL LAB		1	2	67%	3
WILLIAM A HINTON STATE LABORATORY INSTITUTE		1	2	67%	3
ANN STORCK CENTER INC		3			3
MEDEXPRESS URGENT CARE MONACA		3			3
MEDEXPRESS URGENT CARE - CLARKSBURG		3			3
Broadview Multi-Care Center		3			3

COVID-19: testing by laboratory

Data through Dec 14, 2020 verified as of Dec 15, 2020 at 09:25 AM

Data in this report are provisional and subject to change.

The numbers in the table below represent the number of Florida and non-Florida residents for whom test results were received by the Department of Health. A person can be tested by more than one laboratory and can have both positive and negative results. **Therefore, the sum of the numbers in each column will be larger than the total number of people tested.**

Reporting lab	Inconclusive	Negative	Positive	Percent positive	Total
ADVENTHEALTH MEDICAL GROUP PEDIATRICS AT		2	1	33%	3
DOCTORS MEDICAL CENTER OF WALTON COUNTY CLINIC			3	100%	3
MEDICAL CENTER ENTERPRISE			3	100%	3
DEACONESS HOSPITAL			3	100%	3
MINUTE-CLINIC DIAGNOSTIC OF VIRGINIA, LLC #794	3				3
ILLINOIS DEPARTMENT OF PUBLIC HEALTH			3	100%	3
JACKSON SOUTH COMMUNITY HOSPITAL LAB			3	100%	3
MANORCARE NURSING & REHABILITATION CENTER-NAPLES		3			3
LEXINGTON MEDICAL CENTER		1	2	67%	3
SURETOX LABORATORY LLC		2	1	33%	3
PRORENATA LABS		1	2	67%	3
PANIRA HEALTHCARE CLINIC			3	100%	3
BIRMINGHAM VAMC		1	2	67%	3
YORK HOSPITAL - LABORATORY			3	100%	3
COVENANT PEDIATRICS		1	2	67%	3
Bainbridge Health and Rehab		3			3
PR HEALTH			3	100%	3
ALOHA HOME CARE LLC DBA ACCENTCARE HOME HEALTH OF		3			3
MEDEXPRESS URGENT CARE MARTINSBURG		2	1	33%	3
SHEEPSHEAD BAY URGENT CARE		3			3
NOVANT HEALTH PRESBYTERIAN		2	1	33%	3
WANTAGH URGENT CARE		3			3
LAKES DIALYSIS CENTER INC			3	100%	3
PHYSICIANS IMMEDIATE CARE ELGIN			3	100%	3
MEDEXPRESS URGENT CARE - MT LEBANON		2	1	33%	3
ORLANDO REGIONAL HEALTH SERVICES		1	2	67%	3
LAFAYETTE NURSING AND REHAB			3	100%	3
LEE MEMORIAL HEALTH SYSTEM		2	1	33%	3
AVANTE AT MT DORA		1	2	67%	3
ALLIANCE FOR MULTISPECIALTY RESEARCH		3			3
MEDEXPRESS URGENT CARE MORGANTOWN		3			3
NORTH BEACH REHABILITATION CENTER		2	1	33%	3
MEDEXPRESS URGENT CARE, JOHNSTOWN		2	1	33%	3
DANIEL M LIBBY MD PLLC		3			3
AUSTIN PUBLIC HEALTH			3	100%	3
ADVANCED PEDIATRICS OF BOCA LLC			3	100%	3
COMMUNITY MEDICAL AND DENTAL CARE INC	3				3
MUNSON MEDICAL CENTER			3	100%	3
ALABAMA DEPARTMENT OF PUBLIC HEALTH		1	2	67%	3
49D2045214PHYSICIAN OFFICE WAIVER MEDEXPRESS URGENT CARE - HARRISONBU		3			3
NEMOURS CHILDREN'S URGENT CARE			3	100%	3
GUARDANT HEALTH		3			3
GULFSIDE HOSPICE INC			3	100%	3
ASPEN VALLEY HOSPITAL			3	100%	3
PUTNAM HOSPITAL CENTER LABORATORY		3			3
FLORIDA CLINICAL LABORATORY - BIOREFERENCE LABORATORIES		2	1	33%	3
NORTH SHORE HOSP. INFECTION CONTROL			3	100%	3

COVID-19: testing by laboratory

Data through Dec 14, 2020 verified as of Dec 15, 2020 at 09:25 AM

Data in this report are provisional and subject to change.

The numbers in the table below represent the number of Florida and non-Florida residents for whom test results were received by the Department of Health. A person can be tested by more than one laboratory and can have both positive and negative results. **Therefore, the sum of the numbers in each column will be larger than the total number of people tested.**

Reporting lab	Inconclusive	Negative	Positive	Percent positive	Total
BETH ISRAEL MEDICAL CENTER LABS		3			3
NCHMD INC			3	100%	3
MOULTRIE CREEK NURSING AND REHAB			3	100%	3
BOCA BIOLISTICS LLC			3	100%	3
HEALTHCARE NETWORK OF SOUTHWEST FLORIDA			3	100%	3
RAPID CITY RUGENT CARE			3	100%	3
CLINICAL LABORATORIES OF THE BUFFALO		3			3
PARRISH MEDICAL CENTER-WAIVED TESTING		3			3
ESTATES MEDICAL CENTER INC			3	100%	3
ASAP LABS LLC			3	100%	3
BEEBE MEDICAL CENTER LABORATORY		3			3
ST JUDE LABORATORIES		1	2	67%	3
SIGNATURE CARE PFLUGERVILLE			3	100%	3
QUINTON MEMORIAL HEALTH CARE CENTER		3			3
THOMAS LANGLEY			3	100%	3
VA OUTPATIENT CLINIC-NEW PORT RICHEY			3	100%	3
Life Care Center of Citrus County		2	1	33%	3
REGIONAL MEDICAL LAB			3	100%	3
BENSONHURST URGENT CARE		3			3
MEDICAL CENTER OF THE ROCKIES			3	100%	3
FLO-MEDILAB SERVICES LLC			3	100%	3
CENTRAL DUPAGE HOSPITAL			3	100%	3
NORTH NAPLES HOSPITAL RESPIRATORY THERAPY DEPARTMENT			3	100%	3
NORTHSIDE HOSPITAL		2	1	33%	3
MEDEXPRESS URGENT CARE-MUNCIE		3			3
PUBLIC HEALTH TRUST OF MIAMI DADE COUNTY			3	100%	3
MARION COUNTY FIRE RESCUE		3			3
NORTH DAKOTA DEPT OF HEALTH MICROBIOLOGY		1	2	67%	3
VIERA PEDIATRICS			3	100%	3
MEDICAL SERVICES OF AMERICA HOME HEALTH		3			3
MEDEXPRESS ELKINS		3			3
THONOTOSASSA COMMUNITY HEALTH CENTER			3	100%	3
VIDANT MEDICAL CENTER			3	100%	3
PPD - IXLAYER		3			3
SOFTLAB			3	100%	3
SCIENTIFIC LABORATORY DIVISION			3	100%	3
KISSIMMEE URGENT CARE		3			3
Enterprise Health and Rehabilitation Center		3			3
QUATRACOR PLLC		3			3
DACH MAIN LAB			3	100%	3
NORTH BROWARD HOSPITAL DISTRICT HEALTHCARE FOR THE HOMELESS			3	100%	3
NEMOURS CHILDRENS PRIMARY CARE MAITLAND			3	100%	3
ENTRUST IMMEDIATE CARE			3	100%	3
RELIANT ACUTE CARE			3	100%	3
NORTHEAST ALABAMA REGIONAL MEDICAL CENTER		2	1	33%	3
UT MEMPHIS UNIVERSITY HEALTH SERVICES			3	100%	3
East Bay Rehabilitation Center			2	100%	2

COVID-19: testing by laboratory

Data through Dec 14, 2020 verified as of Dec 15, 2020 at 09:25 AM

Data in this report are provisional and subject to change.

The numbers in the table below represent the number of Florida and non-Florida residents for whom test results were received by the Department of Health. A person can be tested by more than one laboratory and can have both positive and negative results. **Therefore, the sum of the numbers in each column will be larger than the total number of people tested.**

Reporting lab	Inconclusive	Negative	Positive	Percent positive	Total
Alden Terrace of McHenry			2	100%	2
APC PEDIATRICS			2	100%	2
CERTIVIA LABORATORIES			2	100%	2
MARCO ISLAND HOSPITAL INC D/B/A		1	1	50%	2
SIGNATURE HEALTHCARE OF MIDDLEBURG		2			2
BAYSHORE MEDICAL CENTER			2	100%	2
PUBLIC HEALTH LABORATORY	1		1	50%	2
COVANCE			2	100%	2
OURMED		2			2
BENTON PEDIATRICS		2			2
SPRING HILL REGIONAL HOSPITAL			2	100%	2
GULF COAST REGIONAL MEDICAL CARE		2			2
FLAGLER PROFESSIONAL HEALTH CAE SERVICES INC		2			2
CVS MINUTE CLINIC DIAGNOSTIC OF KANSAS, PA		2			2
PEDIATRIC HEALTH CARE		1	1	50%	2
THE PALMS REHABILITATION AND HEALTHCARE CENTER		2			2
University Center East			2	100%	2
Greystone Nursing and Rehab, LLC			2	100%	2
ADVANCED URGENT CARE LLC			2	100%	2
CVS MINUTE CLINIC DIAGNOSTIC OF TEXAS		2			2
SMOKY MOUNTAIN URGENT CARE AND FAMILY MEDICINE CENTER			2	100%	2
Baldwin Pediatrix		2			2
FLORIDA MEDICAL CLINIC CARDIOLOGY-ZH			2	100%	2
ADVENTHEALTH EAST ORLANDO EMPLOYEE CLINIC		2			2
MEDEXPRESS URGENT CARE - MBURG COMMONS		2			2
CONEMAUGH MEMORIAL MEDICAL CENTER		2			2
PARADIGM LABORATORIES			2	100%	2
LAB CORP OF AMER SAN DIEGO			2	100%	2
MEDEXPRESS URGENT CARE - TARENTUM		2			2
SYLVAN NURSING			2	100%	2
ADVENTHEALTH CAR CENTER APOPKA			2	100%	2
MINUTECLINIC DIAGNOSTIC OF NEW JERSEY		2			2
Lakeview Village		2			2
ALLIED PHYSICIANS GROUP PLLC		2			2
FLORIDA PRIMARY CARE CENTER PA		2			2
SUNBRIDGE CARE & REHAB FOR DECATUR		2			2
MINUTE CLINIC LLC #5706		1	1	50%	2
MINUTECLINIC, LLC #03268		2			2
DALLAS MEDICAL CENTER			2	100%	2
LAKE MARY HEALTH AND REHABILITATION CENTER		1	1	50%	2
NATIONAL GENETICS INST LABCORP		1	1	50%	2
DRR JMC URGENT CARE DONALD ROSS			2	100%	2
RUSSELL MEDICAL CENTER		2			2
DR. PHILLIPS MEDICAL WELLNESS CENTER			2	100%	2
FLORIDA MEDICAL CENTER OF CLEARWATER		2			2
Avanti Wellness and Rehab			2	100%	2
JRS LABORATORY			2	100%	2

COVID-19: testing by laboratory

Data through Dec 14, 2020 verified as of Dec 15, 2020 at 09:25 AM

Data in this report are provisional and subject to change.

The numbers in the table below represent the number of Florida and non-Florida residents for whom test results were received by the Department of Health. A person can be tested by more than one laboratory and can have both positive and negative results. **Therefore, the sum of the numbers in each column will be larger than the total number of people tested.**

Reporting lab	Inconclusive	Negative	Positive	Percent positive	Total
THE CLUB AT BOYNTON BEACH, LLC			2	100%	2
TRICORE REFERENCE LABORATORY		1	1	50%	2
STUDENT HEALTH SERVICES			2	100%	2
EXCEPTIONAL EMERGENCY CENTER - AMARILLO			2	100%	2
The Waterford		2			2
NOVA SOUTHEASTERN UNIVERSITY - STUDENT MEDICAL CTR			2	100%	2
Elba Nursing and Rehabilitation Center, LLC		2			2
MEDICANA NURSING AND REHAB CENTER			2	100%	2
ATLANTIC COMMUNITY HIGH SCHOOL		2			2
ACL LABORATORIES INDUSTRIAL TOXICOLOGY			2	100%	2
INA		1	1	50%	2
MOBILE COUNTY HEALTH DEPARTMENT		1	1	50%	2
FLORIDA KEYS PED & ADOLES CTR			2	100%	2
WASHINGTON STATE DEPARTMENT OF HEALTH PUBLIC HEALTH LABORATORIES			2	100%	2
ST LUKES HOSPITAL			2	100%	2
STEWART ST ELIZABETH MEDICAL CENTER			2	100%	2
MEDEXPRESS URGENT CARE - PRINCETON		2			2
INNOVATIVE COVID-DIVERSEY			2	100%	2
LAKE MARY - STIRLING CENTER SUITE 202			2	100%	2
MINUTE CLINIC DIAGNOSTIC OF NEW JERSEY		2			2
WOMENS CARE FLORIDA LLC-LABORATORY		2			2
NLC LABS			2	100%	2
ROCKEFELLER UNIVERSITY CLINICAL GENOMICS LABORATOR		2			2
MEDEXPRESS URGENT CARE FOX CHAPEL		2			2
PARTNERS PHARMACY OF FLORIDA LLC		2			2
ADVENTHEALTH IMAGING PARTIN SETTLEMENT			2	100%	2
MEDEXPRESS URGENT CARE - MARKHAM STREE		2			2
SPECTRA LABS		1	1	50%	2
COL CROSSROAD		1	1	50%	2
BOND COMMUNITY HEALTH CENTER			2	100%	2
DMC UNIVERSITY LABORATORIES		1	1	50%	2
CVS MINUTE CLINIC DIAGNOSTIC OF VIRGINIA		2			2
VA PRIMARY CARE ANNEX			2	100%	2
CELEBRATION PEDIATRICS PA			2	100%	2
FL DEPT OF HEALTH MARION COUNTY MOBILE HEALTH UNIT			2	100%	2
CHESTERFIELD HEALTHCARE GROUP, INC		2			2
ROPER HOSPITAL			2	100%	2
ELMHURST MEMORIAL HOSPITAL			2	100%	2
LILY PHARMACY		2			2
TRUE HEALTH INC			2	100%	2
WALGREENS #05477		2			2
MEDEXPRESS URGENT CARE MURRYSVILLE		1	1	50%	2
HENDRY REGIONAL CONVENIENT CARE CENTER			2	100%	2
OUR LADY OF THE LAKE REGIONAL MEDICAL CENTER			2	100%	2
ALL PEDIATRIC CARE PA			2	100%	2
ST PETERSBURG PEDIATRICS-EAST BAY			2	100%	2
ST. CLOUD PHARMACY AND WELLNESS CENTER		2			2

COVID-19: testing by laboratory

Data through Dec 14, 2020 verified as of Dec 15, 2020 at 09:25 AM

Data in this report are provisional and subject to change.

The numbers in the table below represent the number of Florida and non-Florida residents for whom test results were received by the Department of Health. A person can be tested by more than one laboratory and can have both positive and negative results. **Therefore, the sum of the numbers in each column will be larger than the total number of people tested.**

Reporting lab	Inconclusive	Negative	Positive	Percent positive	Total
PROPATH			2	100%	2
MINUTECLINIC DIAGNOSTIC OF OHIO #6192		2			2
BAPTIST HEALTHCARE - LAKEVIEW CENTER INC		2			2
DIXIE COUNTY HEALTH DEPARTMENT		1	1	50%	2
MEDEXPRESS URGENT CARE - GLENDALE		2			2
CORNERSTONE MEDICAL CARE OF BRANDON		2			2
CLEVELAND CLINIC IMAGING			2	100%	2
PALM CITY NURSING AND REHAB CENTER			2	100%	2
JOHN D. ARCHBOLD MEM. HOSPITAL			2	100%	2
MEMORIAL SLOAN KETTERING CANCER CENTER		1	1	50%	2
ASHLEY PEDIATRICS			2	100%	2
Robert Cranfield			2	100%	2
JUPITER INTERNAL MEDICINE AND ASSOCIATES			2	100%	2
Cleveland Clinic Weston			2	100%	2
MONTEFIORE MEDICAL CENTER LABS MONTEFIORE		1	1	50%	2
KINGS BAY PEDIATRICS LLC			2	100%	2
Warren Center for Rehabilitation and Nursing		2			2
CCRX OF NORTH CAROLINA, LLC		1	1	50%	2
Alden Des Plaines			2	100%	2
HANOVER ENDOSCOPY CENTER		2			2
MEDEXPRESS URGENT CARE - WEST ST PAUL, ROBERT ST S		2			2
BAYMEADOWS PRIMARY CARE		2			2
THE LITTLE CLINIC			2	100%	2
PRESBYTERIAN HOME		2			2
EXPRESSCARE URGENT CARE CENTER			2	100%	2
NORTHWELL HEALTH			2	100%	2
INTEGRITY CLINICAL RESEARCH CENTER INC		1	1	50%	2
METHODIST MANSFIELD MEDICAL CENTER			2	100%	2
TMH PHYSICIAN PARTNERS SOUTHWOOD			2	100%	2
NOT GIVEN		1	1	50%	2
MEASE COUNTRYSIDE HOSPITAL CARDIAC REH			2	100%	2
KENTUCKY CABINET FOR HEALTH AND FAMILY SERVICES			2	100%	2
MEDSTAR HARBOR HOSPITAL			2	100%	2
JOHNSON CITY MEDICAL CENTER		1	1	50%	2
FLORIDA DEPARTMENT OF HEALTH WASHINGTON COUNTY		1	1	50%	2
PRINCETON BMC LABORATORY		2			2
CITRUS PARK			2	100%	2
UNIVERSITY OF WASHINGTON MEDICAL CENTER (UWMC) EMERGENCY DEPT.			2	100%	2
UNIVERSITY HOSPITAL OF BROOKLYN		2			2
LAKELAND REGIONAL HEALTH		2			2
PINELLAS POINT NURSING AND REHAB			2	100%	2
NOVALIFE MEDSPA			2	100%	2
CVS MINUTE CLINIC DIAG OF IND LLC #5206		1	1	50%	2
PALM MEDICAL CENTER - PLANT CITY		2			2
ADVOCATE SHERMAN HOSPITAL			2	100%	2
CONSULATE HEALTH CARE		1	1	50%	2
TGH Brandon Healthplex Laboratory			2	100%	2

COVID-19: testing by laboratory

Data through Dec 14, 2020 verified as of Dec 15, 2020 at 09:25 AM

Data in this report are provisional and subject to change.

The numbers in the table below represent the number of Florida and non-Florida residents for whom test results were received by the Department of Health. A person can be tested by more than one laboratory and can have both positive and negative results. **Therefore, the sum of the numbers in each column will be larger than the total number of people tested.**

Reporting lab	Inconclusive	Negative	Positive	Percent positive	Total
SKIPPACK MEDICAL LAB			2	100%	2
Parkridge Specialty Care		2			2
ALVERNO CLINICAL LABORATORIES			2	100%	2
MID - FLORIDA PATHOLOGY LLC		1	1	50%	2
TIEHH BIOTERRORISM RESPONSE LAB			2	100%	2
CELEBRATION PEDIATRICS			2	100%	2
GULF COAST IMMEDIATE CARE CENTER		1	1	50%	2
MADISON HOSPITAL LABORATORY			2	100%	2
VITAS HEALTHCARE			2	100%	2
PREMIER MEDICAL LABORATORY			2	100%	2
THE HOSPITAL OF PROVIDENCE EMERGENCY ROOM			2	100%	2
ASCENSION ST VINCENT'S RIVERSIDE			2	100%	2
MEDEXPRESS URGENT CARE-SCOTT TOWNSHIP		2			2
ONE MEDICAL GROUP		1	1	50%	2
MINUTECLINIC, LLC #5707		2			2
ARLINGTON DIALYSIS CENTER LLC		2			2
SPECIALTY LABORATORIES			2	100%	2
ADVANCED MEDICAL CARE			2	100%	2
Metro West Nursing and Rehab			2	100%	2
MIDLAND MEMORIAL HOSPITAL			2	100%	2
ELITE MD GROUP INC			2	100%	2
MEDEXPRESS URGENT CARE, BUTLER		1	1	50%	2
DEPARTMENT OF HEALTH AND HUMAN SERVICES DIVISION OF BEHAVIORAL HEALTH		1	1	50%	2
CAREHERE LCS- EUSTIS			2	100%	2
ST JOSEPH'S HOSPITAL LABORATORY			2	100%	2
VIRGINIA DEPT OF HEALTH OFFICE OF EPIDEMIOLOGY			2	100%	2
Magnolia Health and Rehab Center			2	100%	2
ADVICE FOR OPTIMAL WELLNESS, INC			2	100%	2
CLINICA HISPANIA			2	100%	2
Jackson Health Care Facility			2	100%	2
BAYLOR COLLEGE OF MEDICINE			2	100%	2
JUPITER MEDICAL CENTER URGENT CARE - STUART			2	100%	2
PM PEDIATRICS OF BAYSIDE PLLC - HOPEWELL JUNCTION		2			2
BIOHEALTH MEDICAL LAB INC			2	100%	2
OHIO DEPARTMENT OF HEALTH			2	100%	2
COOK HOSPITAL AND CARE CENTER		1	1	50%	2
MEDEXPRESS URGENT CARE - TULSA, S YALE AVE		2			2
AMERICAN MEDICAL LABORATORIES			2	100%	2
POMONA VALLEY COMMUNITY HOSPITAL			2	100%	2
MERCY HEALTH LAB		1	1	50%	2
VANAYER HEALTHCARE AND REHAB CENTER		2			2
SUNCOAST BLOOD BANK			2	100%	2
NCH NORTH NAPLES HOSPITAL			2	100%	2
UC CORAL GABLES			2	100%	2
LIFT HEALTH		2			2
NEBRASKA MEDICAL CENTER			2	100%	2
INSPIRA MEDICAL CENTER VINELAND LAB		2			2

COVID-19: testing by laboratory

Data through Dec 14, 2020 verified as of Dec 15, 2020 at 09:25 AM

Data in this report are provisional and subject to change.

The numbers in the table below represent the number of Florida and non-Florida residents for whom test results were received by the Department of Health. A person can be tested by more than one laboratory and can have both positive and negative results. **Therefore, the sum of the numbers in each column will be larger than the total number of people tested.**

Reporting lab	Inconclusive	Negative	Positive	Percent positive	Total
MEDEXPRESS URGENT CARE LAVALE		2			2
OHIO DEPARTMENT OF HEALTH LABORATORY		2			2
UW HOSPITAL AND CLINICS		1	1	50%	2
CLEAR LAKE REGIONAL MEDICAL CENTER			2	100%	2
AFFORDABLE PRIMARY CARE LLC		2			2
MEDEXPRESS URGENT CARE PLEASANT HILLS		2			2
UNIVERSITY OF MARYLAND MEDICAL CENTER			2	100%	2
WISE HEALTH SYSTEM		1	1	50%	2
ADVANCED PEDIATRICS			2	100%	2
ALAN A SMITH MD LLC		2			2
Fort Gaines Health and Rehab		2			2
CUMBERLAND MEDICAL CENTER INC		2			2
DISCOVERY VILLAGE AT STUART			2	100%	2
DOTHAN WEST FAMILY MEDICINE		1	1	50%	2
BNC Medical Investors, LLC Berrien Nursing & Rehabilitation Center		2			2
UT PATH			2	100%	2
NAVAL MEDICAL CENTER SAN DIEGO			2	100%	2
CHAPPEL GROUP RESEARCH, THE		2			2
ORANGE COUNTY HEALTH DEPARTMENT		1	1	50%	2
MEDEXPRESS URGENT CARE - CHRISTIANBURG		2			2
FLORIDA MEDICAL CLINIC RADIOLOGY DALE MABRY		2			2
WISCONSIN STATE LABORATORY OF HYGIENE		1	1	50%	2
ST. JOSEPH REGIONAL MEDICAL CENTER			2	100%	2
MEDEXPRESS URGENT CARE, CHAMBERSBURG		2			2
PENSACOLA PEDIATRICS MILTON			2	100%	2
VALLEY BAPTIST MEDICAL CENTER: BROWNSVILLE			2	100%	2
NEW YORK STATE DEPARTMENT OF HEALTH		1	1	50%	2
Great Lakes Health Center			2	100%	2
ROAN DRUG COMPANY LLC		2			2
GINKGO-IXLAYER		2			2
FELICIDAD MEDICAL CENTER INC			2	100%	2
PINARD HOME HEALTH SERVICES INC			2	100%	2
COLLIER BLVD HMA PHYSICIAN MANAGEMENT,, LLC			2	100%	2
Good Samaritan Society-Blackduck		1	1	50%	2
SACRED HEART HEALTH SYSTEM, INC			2	100%	2
PEACE RIVER MEDICAL CENTER		2			2
IN AND OUT URGENT CARE			2	100%	2
UT AUSTIN UNIVERSITY HEALTH SERVICES			2	100%	2
GOLDSTEIN			2	100%	2
PUTNAM COUNTY EMERGENCY RESCUE SERVICE		2			2
WHOLE CHILD PEDIATRICS			2	100%	2
CEDARS-SINAI MEDICAL CENTER			2	100%	2
AFC PHYSICIANS OF FLORIDA, PA			2	100%	2
LONG ISLAND UNIVERSITY - POST CAMPUS		2			2
SINAI PLAZA NURSING AND REHAB CENTER			2	100%	2
HOME ACCESS HEALTH			2	100%	2
ARCPPOINT LABS OF ALTAMONTE SPRINGS			2	100%	2

COVID-19: testing by laboratory

Data through Dec 14, 2020 verified as of Dec 15, 2020 at 09:25 AM

Data in this report are provisional and subject to change.

The numbers in the table below represent the number of Florida and non-Florida residents for whom test results were received by the Department of Health. A person can be tested by more than one laboratory and can have both positive and negative results. **Therefore, the sum of the numbers in each column will be larger than the total number of people tested.**

Reporting lab	Inconclusive	Negative	Positive	Percent positive	Total
CARENOW-LEBANON		1	1	50%	2
RAINY LAKE MEDICAL CENTER			2	100%	2
MINUTECLINIC DIAGNOSTIC OF NORTH CARO		2			2
ADVENTHEALTH MEDICAL GROUP FAMILY & INTERNAL		1	1	50%	2
THE VILLAGES HEALTH			2	100%	2
GEISINGER MEDICAL CENTER		2			2
CALIFORNIA DEPARTMENT OF PUBLIC HEALTH			2	100%	2
TMH PHYSICIAN PARTNERS BLOUNTSTOWN			2	100%	2
SOUTHSIDE FAMILY MEDICAL		2			2
RIVERWOOD CENTER,THE			2	100%	2
DOCTORS HOSPITAL RENAISSANCE			2	100%	2
PLASMA MED RESEARCH DBA		2			2
NEMOURS CHILDREN'S PRIMARY CARE THE VILLAGES		2			2
APOLLO SURGERY CENTER			2	100%	2
WEST COAST PEDIATRICS			2	100%	2
ST VINCENTS AMBULATORY CARE INC DBA			2	100%	2
EASTLAKE MEDICAL CENTER		2			2
ARKANSAS DEPARTMENT OF HEALTH			2	100%	2
SOUTH DAKOTA DEPARTMENT OF HEALTH		2			2
EAST NAPLES PEDIATRICS			2	100%	2
SPARROW CENTRAL LAB			2	100%	2
SWEETWATER NURSING CENTER		2			2
ADVENTHEALTH EXPRESS CARE AT WALGREENS			2	100%	2
VIGILINT HEALTHCARE		1	1	50%	2
PEDIATRICS AND ADOLESCENT MEDICINE		2			2
MID-FLORIDA HEMATOLOGY AND ONCOLOGY CENTERS		2			2
UNIVERSITY OF KANSAS MEDICAL CENTER			2	100%	2
MD NOW MEDICAL CENTER INC			2	100%	2
MEMORIAL HERMANN CONSOLIDATED LABORATORY SERVICES			2	100%	2
MEDEXPRESS URGENT CARE - BLUEFIELD		1	1	50%	2
BAY COUNTY HEALTH DEPARTMENT		2			2
ADVANCED RESEARCH FOR HEALTH IMPROVEMENT		1	1	50%	2
LODGE HEALTH AND REHABILITATION CENTER, THE		2			2
NAVAL MEDICAL CENTER			2	100%	2
SOUTH FLORIDA FAMILY HEALTH & RESEARCH CTR			2	100%	2
ST. ELIZABETH HEALTHCARE			2	100%	2
UNIVERSITY HOSPITALS OF CLEVELAND			2	100%	2
ADVENTHEALTH SEBRING- INFECTION CONTROL DEPARTMENT			2	100%	2
87TH MEDICAL GROUP - MCGUIRE AMBULATORY CARE FACILITY		2			2
FLORIDA HEALTHCARE OF ORLANDO			2	100%	2
SARASOTA MEMORIAL MEDICAL URGENT CARE CENTER			2	100%	2
MEDEXPRESS URGEN CARE - EAST BRUNSWICK		2			2
CENTERPLACE HEALTH			2	100%	2
ADVENTHEALTH MEDICAL GROUP PEDIATRICS		1	1	50%	2
FLORIDA MEDICAL CLINIC -INTERNAL MED DADE CITY			2	100%	2
Workmens Circle Multicare Center		2			2
PruittHealth Lakehaven		2			2

COVID-19: testing by laboratory

Data through Dec 14, 2020 verified as of Dec 15, 2020 at 09:25 AM

Data in this report are provisional and subject to change.

The numbers in the table below represent the number of Florida and non-Florida residents for whom test results were received by the Department of Health. A person can be tested by more than one laboratory and can have both positive and negative results. **Therefore, the sum of the numbers in each column will be larger than the total number of people tested.**

Reporting lab	Inconclusive	Negative	Positive	Percent positive	Total
STARR COUNTY MEMORIAL HOSPITAL			2	100%	2
LOUISIANA DEPT. OF HEALTH AND HOSPITALS-INFECTIOUS DISEASE EPI SECTION			2	100%	2
BETHPAGE EXTENDED HOURS CENTER		2			2
SCDHEC BUREAU OF LABORATORIES			2	100%	2
SCIENTIFIC LABORATORY COMPANY		2			2
MEDEXPRESS URGENT CARE - HUNTINGTON WE		2			2
CARE 365			2	100%	2
VETERANS AFFAIRS MEDICAL CENTER - GREATER LOS ANGELES			2	100%	2
SUMNER REGIONAL MEDICAL CENTER		2			2
SOUTH CAROLINA DEPT OF HEALTH AND ENVIRONMENT CONTROL		2			2
VIRTUA MEMORIAL HOSPITAL BURLINGTON COUNTY			2	100%	2
JUPITER MEDICAL CENTER URGENT CENTER			2	100%	2
AMERICAN SCIENTIFIC LABORATORIES LLC			2	100%	2
ACCESS MEDICAL GROUP OF FLORIDA CITY			2	100%	2
CROSS CITY REHABILITATION AND HEALTH CARE CENTER		2			2
PELICAN LANDING		1	1	50%	2
METHODIST HOSPITAL			2	100%	2
SUNSHINE PEDIATRICS OF CENTRAL FLORIDA PL			2	100%	2
DISCOVERY VILLAGE AT THE FORUM		2			2
INTERNAL MEDICINE ASSOCIATES-DUNELLON			2	100%	2
BROOKDALE SENIOR LIVING			2	100%	2
CARESPOT EXPRESS HEALTHCARE			2	100%	2
TERRACE AT HOBE SOUND, THE		1	1	50%	2
UK HEALTHCARE			2	100%	2
HEART OF FLORIDA HEALTH CENTER INC			2	100%	2
LUTHERAN HAVEN ASSISTED LIVING		2			2
FIRST CHOICE MEDICAL PC			2	100%	2
OAKBRIDGE TERRACE AT SAE			2	100%	2
MEDEXPRESS-HOUSTON EAST FWY		1	1	50%	2
FAST PACE MEDICAL CLINIC		2			2
SANFORD REGIONAL HOSPITAL WORTHINGTON		2			2
ATLAS GENOMICS			2	100%	2
MOBIL LAB FOR ALL INC		2			2
ADVENTIST HINSDALE HOSPITAL LABORATORY			2	100%	2
JEFFERSON WASHINGTON TOWNSHIP HOSPITAL		2			2
VILLA HEALTH NH LLC			2	100%	2
FLORIDA COMMUNITY HEALTH CENTERS, INC.			2	100%	2
INSPIRIT SENIOR LIVING			2	100%	2
UNITED MEMORIAL MEDICAL CENTER			2	100%	2
UNIVERSTIY OF ILLINOIS HOSPITAL			2	100%	2
LEGACY LABORATORY SERVICES			2	100%	2
SHORE MEDICAL CENTER		2			2
INDIANA STATE DEPARTMENT OF HEALTH LABORATORIES			2	100%	2
VERILY LAB		2			2
BMC/JACSONVILLE		1	1	50%	2
CLEVELAND CLINIC FLORIDA			2	100%	2
SIGNATURE CARE LEWISVILLE-EMERGENCY CENTER		1	1	50%	2

COVID-19: testing by laboratory

Data through Dec 14, 2020 verified as of Dec 15, 2020 at 09:25 AM

Data in this report are provisional and subject to change.

The numbers in the table below represent the number of Florida and non-Florida residents for whom test results were received by the Department of Health. A person can be tested by more than one laboratory and can have both positive and negative results. **Therefore, the sum of the numbers in each column will be larger than the total number of people tested.**

Reporting lab	Inconclusive	Negative	Positive	Percent positive	Total
MEDEXPRESS URGENT CARE - WASHINGTON		2			2
NORTON IMMEDIATE CARE CENTER - PRESTON			2	100%	2
COMMONS AT ORLANDO LUTHERAN TOWERS SNF			2	100%	2
PM PEDIATRICS OF BAYSIDE, PLLC - MANHASSET		2			2
PREMIER FAMILY HEALTH PA			2	100%	2
JULIE STAATS DO		2			2
ORLANDO LUTHERAN TOWERS		1	1	50%	2
POINT OF CARE PRIVATE HEALTH MANAGEMENT			2	100%	2
PRECISION DIAGNOSTIC INC		2			2
ADVENT HEALTH CENTRAL TEXAS		1	1	50%	2
IMIC INC RESEARCH			2	100%	2
CPL LABS			2	100%	2
MEDICAL CENTER AT OCEAN REEF,THE		2			2
LEGACY ER & URGENT CARE - FRISCO WEST			2	100%	2
BERGEN COUNTY SURGICAL AND ENDOSCOPY CENTER		2			2
MINUTECLINIC, LLC #05814		2			2
ORLANDO ORTHOPAEDIC OUTPATIENT SURGERY CENTER			2	100%	2
OPTIMAL CARE PEDIATRICS			2	100%	2
NAVAL BRANCH MEDICAL CLINIC			2	100%	2
BRITO MEDICAL CENTER			2	100%	2
GRAND VILLA OF MELBOURNE			2	100%	2
ASCENSION ST MICHAEL'S HOSPITAL LAB		1	1	50%	2
NEW GEN LABS			2	100%	2
SunTerrace Health Care Center		2			2
VENICE GREEN VILLAGE		2			2
ST. MARY'S MEDICAL CENTER EVANSVILLE, INC			2	100%	2
SUNNYSIDE MANOR		2			2
DEKALB MEDICAL CENTER LABORATORY			2	100%	2
MINUTE CLINIC			2	100%	2
MINUTE CLINIC DIAGNOSTIC OF PENNSYLVANIA		2			2
MEDEXPRESS URGENT CARE - STATE COLLEGE		2			2
ROANE MEDICAL CENTER		1	1	50%	2
HCR MANOR CARE SERVICES OF FLORIDA III INC		2			2
MEDEXPRESS URGENT CARE-LATROBE		2			2
MINUTECLINIC DIAGNOSTIC OF PA LLC		2			2
MEDFIRST URGENT CARE			2	100%	2
Lakeside Oaks Care Center			2	100%	2
POMERENE HOSPITAL			2	100%	2
MAIN STREET MEDICAL CENTERS		2			2
NATIONWIDE LABORATORY SERVICES		1	1	50%	2
PALMETTO FAMILY HEALTH CENTER			2	100%	2
VAULT HEALTH			2	100%	2
MINUTECLINIC DIAGNOSTIC OF VIRGINIA, LLC #1656		2			2
ADVANCED URGENT CARE CENTER OF THE UPPER KEYS			2	100%	2
RELIANT IMMUNE DIAGNOSTICS			2	100%	2
PIEDMONT HOSPITAL LAB			2	100%	2
SPRINGS MEDICAL LAB		1	1	50%	2

COVID-19: testing by laboratory

Data through Dec 14, 2020 verified as of Dec 15, 2020 at 09:25 AM

Data in this report are provisional and subject to change.

The numbers in the table below represent the number of Florida and non-Florida residents for whom test results were received by the Department of Health. A person can be tested by more than one laboratory and can have both positive and negative results. **Therefore, the sum of the numbers in each column will be larger than the total number of people tested.**

Reporting lab	Inconclusive	Negative	Positive	Percent positive	Total
TENNESSEE DEPARTMENT OF HEALTH (TDH) - REGIONAL LABORATORY			2	100%	2
MAIN STREET MEDICAL CENTER OF CRESTVIEW PA			2	100%	2
MEMORIAL HERMANN			2	100%	2
URGENT MED INC		1	1	50%	2
COVID PROCESSING SITE			2	100%	2
OCALA REGIONAL KIDNEY CENTER-WEST			2	100%	2
LIFE CARE CENTER OF PALM BAY□		2			2
CHEROKEE COUNTY HEALTH AND REHAB CENTER		2			2
GULF COAST PEDIATRICS OF SARASOTA PA		1	1	50%	2
ORANGE PARK PEDIATRICS			2	100%	2
PINECREST PEDIATRICS GROUP LLC			2	100%	2
ORMOND BEACH URGENT CARE			2	100%	2
PALOS COMMUNITY HOSPITAL LABORATORY			2	100%	2
GENETIC ASSAYS INC			2	100%	2
MEDEXPRESS - NEWARK		2			2
MINUTECLINIC DIAGNOSTIC OF TEXAS, LLC #7435		2			2
HOUSTON HEALTH DEPARTMENT - BUREAU OF LABORATORY SERVICES			2	100%	2
CROSSROADS			2	100%	2
MORGAN STANLEY HEALTH CENTER		2			2
LIFE CARE HOME HEALTH SERVICES LLC			2	100%	2
TELEVISIT PALM BAY FAMILY PRACTICE			2	100%	2
MEDEXPRESS - NEW CASTLE, DUPONT HWY		2			2
SPECTRUM HEALTH			2	100%	2
MEDICAL CENTER LABORATORY			2	100%	2
RAPID URGENT CARE - ALBANY			2	100%	2
JOHNNIE RUTH CLARKE LAB			2	100%	2
STEUBEN COUNTY PUBLIC HEALTH		2			2
MEDEXPRESS URGENT CARE - SUMMERSVILLE, WEBSTER RD		2			2
AGILE URGENT CARE			2	100%	2
LATCHER LABORATORY OF A O FOX MEMORIAL		2			2
RIO PINAR HEALTH CARE			2	100%	2
REMISE OCCUPATIONAL HEALTH SOLUTIONS INC			2	100%	2
REGIONS HOSPITAL LABORATORY			2	100%	2
MEDEXPRESS URGENT CARE - SOUTH CHARLESTON		2			2
MORTON PLANT NORTH BAY HOSPITAL			2	100%	2
FLORIDA PRIMARY & SPECIALTY CARE		2			2
MEDICAL CITY DALLAS HOSPITAL			2	100%	2
SCIENTIA DIAGNOSTICS			2	100%	2
BFT LAB			2	100%	2
KINGS COUNTY HOSPITAL CENTER			2	100%	2
LACORP		1	1	50%	2
CORAL REEF NURSING & REHABILITATION CENTER		2			2
ASSOCIATES IN MEDICINE			2	100%	2
MINUTE-CLINIC DIAGNOSTIC OF VIRGINIA, LLC #2003		1	1	50%	2
CARENOW URGENT CARE-DONELSON		2			2
NURSING PLUS OF BROWARD LLC		1	1	50%	2
MEDEXPRESS URGENT CARE - TEAYS VALLEY		2			2

COVID-19: testing by laboratory

Data through Dec 14, 2020 verified as of Dec 15, 2020 at 09:25 AM

Data in this report are provisional and subject to change.

The numbers in the table below represent the number of Florida and non-Florida residents for whom test results were received by the Department of Health. A person can be tested by more than one laboratory and can have both positive and negative results. **Therefore, the sum of the numbers in each column will be larger than the total number of people tested.**

Reporting lab	Inconclusive	Negative	Positive	Percent positive	Total
PHYSICIANS MEDICAL CENTER		2			2
ORLANDO MEDICAL CENTER PL			2	100%	2
MEDEXPRESS URGENT CARE - FORT WORTH S		2			2
THE PATHOLOGY LABORATORY		1	1	50%	2
SURFSIDE URGENT CARE			2	100%	2
UNIVERSITY OF MISSOURI HEALTH CARE			2	100%	2
BROOKDALE ORANGE PARK		2			2
TALLAHASSEE MEMORIAL HEALTHCARE FAMILY MED RESIDENCY			2	100%	2
RIVERVIEW MEDICAL CLINIC		2			2
CRUC CMCH-COVID-19		2			2
ADVICE FOR OPTIMAL WELLNESS			2	100%	2
Gulf Shore Care Center			2	100%	2
SOUTHEAST GEORGIA HEALTH SYSTEM			2	100%	2
PLEASANTVILLE OF SEBASTIAN LLC			2	100%	2
FLORIDA HOSPITAL LABORATORIES		2			2
DEPT OF HEALTH			2	100%	2
ADVENT HEALTH - CENTRAL PASCO ER			2	100%	2
PEDIATRICS IN BREVARD-COCOA BEACH		2			2
UTMB PATHOLOGY CLINICAL SERVICES LABORATORY			2	100%	2
BAYSTATE MEDICAL CENTER		1	1	50%	2
DOCTOR 4 U CLINIC			2	100%	2
JACKSON LABORATORY OF GENOMIC MEDICINE		2			2
MAGNOLIA ADULT, LLC			2	100%	2
FLORIDA HOSPITAL PHYSICIAN GROUP		1	1	50%	2
IN & OUT URGENT CARE METAIRIE			2	100%	2
PEACEHEALTH CENTRAL		2			2
HAWAII DEPARTMENT OF HEALTH			2	100%	2
PALM BAY COMMUNITY OUTPATIENT CLINIC		2			2
PREMIER LABORATORY SERVICES, LLC			2	100%	2
YOUTH AND YOU, INC		2			2
GALEN BAYLOR EXTENSION		2			2
URGENT CARE USA			2	100%	2
MAWD PATHOLOGY GROUP			2	100%	2
OHIO HEALTH DOCTORS HOSPITAL			2	100%	2
INTEGRATED REGIONAL LABS			2	100%	2
STEWART MELBOURNE HOSPITAL, INC			2	100%	2
GOLDMAN SACHS HEALTH CENTER		2			2
TRUE HEALTH- HOFFNER		2			2
MEDEXPRESS URGENT CARE-ARLINGTON		1	1	50%	2
MEDEXPRESS URGENT CARE - IRVING		2			2
PHYSICIANS LABORATORY SERVICES			2	100%	2
SUPERIOR RESIDENCES OF CLERMONT		2			2
COASTAL LABORATORIES OF FLORIDA			2	100%	2
COASTAL MEDICAL LAB			2	100%	2
MEDEXPRESS URGENT CARE - KOKOMO		2			2
LOWELL GENERAL HOSPITAL			2	100%	2
OELWEIN HEALTH CARE CENTER		2			2

COVID-19: testing by laboratory

Data through Dec 14, 2020 verified as of Dec 15, 2020 at 09:25 AM

Data in this report are provisional and subject to change.

The numbers in the table below represent the number of Florida and non-Florida residents for whom test results were received by the Department of Health. A person can be tested by more than one laboratory and can have both positive and negative results. **Therefore, the sum of the numbers in each column will be larger than the total number of people tested.**

Reporting lab	Inconclusive	Negative	Positive	Percent positive	Total
PANCARE HEALTH - PONCE DE LEON			2	100%	2
FLORIDA CLINICAL LABORATORY INC			2	100%	2
BRANDYWYNE HEALTH CARE CENTER			2	100%	2
MC DIAGNOSTIC OF CONNECTICUT PC #459		2			2
AUSTIN REGIONAL CLINIC MICROBIOLOGY LAB			2	100%	2
Church Creek SNF			2	100%	2
SACRED HEART HOSPITAL ON THE EMERALD			2	100%	2
EMORY UNIVERSITY HOSPITAL			2	100%	2
ST. LUKE'S HOSPITAL - BETHLEHEM CAMPUS		1	1	50%	2
ASPIRUS RIVERVIEW HOSPITAL & CLINICS INC		1	1	50%	2
SHANDS AT LAKE SHORE LAB			2	100%	2
SUNSHINE URGENT CARE LLC			2	100%	2
TRINITAS REGIONAL MEDICAL CENTER		1	1	50%	2
FEDERAL CORRECTIONAL INSTITUTION MARIANNA			2	100%	2
MORRISTOWN MEMORIAL HOSPITAL		2			2
AVANTE AT OCALA INC			2	100%	2
DELAWARE DIAGNOSTICS LABS			2	100%	2
ADVENT HEALTH MEDICAL GROUP FAMILY MEDICINE			2	100%	2
MEDEXPRESS URGENT CARE-NESHANNOCK TWP		2			2
MEDICINE SHOPPE #1306 THE		1	1	50%	2
NEMOURS CHILDRENS PRIMARY CARE HORIZON WEST			2	100%	2
CULLMAN REGIONAL MEDICAL CENTER		2			2
DELCARE PA			2	100%	2
RIVER CITY MEDICAL ASSOCIATES INC			2	100%	2
NEW BRIDGE MEDICAL CENTER		2			2
MEDEXPRESS URGENT CARE - FAYETTEVILLE		2			2
TMH EC NORTHEAST LABORATORY			2	100%	2
WHITESANDS OUTPATIENT TREATMENT		2			2
Lake Charles Healthcare LLC dba Landmark Lake Charles			2	100%	2
PRIMECARE AT TWIN LAKES			2	100%	2
MD NOW URGENT CARE CENTER INC.			2	100%	2
PEPIN ACADEMIES-PASCO		2			2
ALLIANCE PEDIATRICS PA			2	100%	2
CENTERPLACE HEALTH, INC			2	100%	2
SOUTHERN TENNESSEE MEDICAL CENTER			2	100%	2
BROOKDALE OAKBRIDGE		1	1	50%	2
FHPG FAMILY MEDICAL CENTER OF TAMPA BAY		1	1	50%	2
PTC LABORATORIES			2	100%	2
FIRST CARE - MIDDLESBORO			2	100%	2
NATIONAL JEWISH HEALTH			2	100%	2
WALGREENS #13605		2			2
SUNY AT STONY BROOK			1	100%	1
BAYOU URGENT CARE			1	100%	1
SUN CLINICAL LABORATORIES			1	100%	1
WALGREENS #06025		1			1
MEDEXPRESS URGENT CARE - SPRINGFIELD, COOLEY ST		1			1
PROVIDENCE HOSPITAL			1	100%	1

COVID-19: testing by laboratory

Data through Dec 14, 2020 verified as of Dec 15, 2020 at 09:25 AM

Data in this report are provisional and subject to change.

The numbers in the table below represent the number of Florida and non-Florida residents for whom test results were received by the Department of Health. A person can be tested by more than one laboratory and can have both positive and negative results. **Therefore, the sum of the numbers in each column will be larger than the total number of people tested.**

Reporting lab	Inconclusive	Negative	Positive	Percent positive	Total
FLORIDA DEPARTMENT OF HEALTH PALM BEACH COUNTY			1	100%	1
SCRIPPS CLINIC MEDICAL			1	100%	1
HENRY FORD HOSPITAL			1	100%	1
WALKIN MEDICAL URGENT CARE,NEW CITY			1	100%	1
VELOCITY URGENT CARE			1	100%	1
Riverside Nursing & Rehabilitation Center		1			1
ORCHID TERRACE		1			1
FLORIDA HOSPITAL TRANSPLANT CENTER		1			1
PARKWAY REGIONAL MEDICAL CENTER LAB			1	100%	1
FAMILY MEDICAL CENTERS			1	100%	1
BAYCARE MEDICAL GROUP, INC		1			1
ADVANCE GASTROENTEROLOGY			1	100%	1
TALLAHASSEE MEMORIAL HEALTHCARE			1	100%	1
UNIVERSITY OF SOUTH FLORIDA			1	100%	1
NORTH CAROLINA STATE LABORATORY OF PUBLIC HEALTH, SPECTRUM LAB NETWORK			1	100%	1
SERENADES BY SONATA		1			1
BAYMEADOWS PEDIATRIC CARE		1			1
MINUTE CLINIC DIAG OF IND LLC #8674		1			1
American Fork Care Center dba Heritage Care Center		1			1
Oak Hill Health & Rehabilitation Center			1	100%	1
JAX FAMILY CARE		1			1
MEDEXPRESS URGENT CARE - JEANNETTE		1			1
WELLCARE URGENT CARE			1	100%	1
CQUENTIA NGS, LLC			1	100%	1
CAH ACQUISITION COMPANY 11 LLC			1	100%	1
PEDIATRICS URGENT CARE, LLC			1	100%	1
PREMIER PEDIATRICS			1	100%	1
ROCKLEDGE HEALTH & REHABILITATION CENTER			1	100%	1
BAPTIST HOSPITAL EAST			1	100%	1
BAPTIST HEALTH SURGERY CENTER			1	100%	1
DIXITKUMAR N MODI MD PA			1	100%	1
Parkside Manor		1			1
Miller Health Care Center			1	100%	1
Masonic Medical Research Institute			1	100%	1
MINUTECLINIC LLC #5157			1	100%	1
CFHC - FROSTPROOF			1	100%	1
WESLEY MEDICAL CENTER			1	100%	1
LABONE		1			1
COMPASSION PEDIATRIC URGENT CARE LLC			1	100%	1
PALMETTO PRIMARY CARE PHYSICIANS			1	100%	1
PALM COAST DRAW STATION/AMERICAN HEALTH ASSOCIATES		1			1
HAMILTON CHD		1			1
SPECTRUM LABORATORY			1	100%	1
LEE MEMORIAL HOSPITAL BLOOD GAS LAB			1	100%	1
TENNOVA ER - SANGO			1	100%	1
MEDICAL CLINIC OF HOUSTON			1	100%	1
GEORGE WASHINGTON UNIVERSITY HOSPITAL			1	100%	1

COVID-19: testing by laboratory

Data through Dec 14, 2020 verified as of Dec 15, 2020 at 09:25 AM

Data in this report are provisional and subject to change.

The numbers in the table below represent the number of Florida and non-Florida residents for whom test results were received by the Department of Health. A person can be tested by more than one laboratory and can have both positive and negative results. **Therefore, the sum of the numbers in each column will be larger than the total number of people tested.**

Reporting lab	Inconclusive	Negative	Positive	Percent positive	Total
PENINSULA REGIONAL MED CTR LAB			1	100%	1
ARIZONA STATE LABORATORY			1	100%	1
Garden View Care Center at Dougherty Ferry		1			1
HEARTLAND REGIONAL MEDICAL CENTER		1			1
BREVARD FAMILY WALK IN CLINIC			1	100%	1
COLONIAL MEDICAL CENTER-EAST ORLANDO			1	100%	1
VILLAGES REHABILITATION AND NURSING CENTER		1			1
ST. LUKES HOSPITAL			1	100%	1
Chateau Living Center			1	100%	1
OAKMONT WEST- GREENVILLE SC		1			1
ADVANCED LABORATORY SERVICES			1	100%	1
OXY-GENLAB			1	100%	1
FLORIDA MEDICAL CLINIC PA GI			1	100%	1
FLORIDA MEDICAL ASSOCIATES LLC			1	100%	1
Elm Crest Senior Living Community		1			1
MOUNT SINAI AVENTURA DIAGNOSTIC CENTER			1	100%	1
Good Samaritan Society - Albion		1			1
QC LABORATORY			1	100%	1
GREATER TAMPA AT HOME			1	100%	1
SKYRIDGE CLINICAL ASSOCIATES		1			1
SAINT JOSEPH'S HOSPITAL AND MEDICAL CENTER		1			1
JOHN D. ARCHBOLD MEMORIAL HOSPITAL			1	100%	1
MINUTECLINIC, LLC #4230			1	100%	1
SV MOBILE HEALTH			1	100%	1
MEDONE URGENT CARE			1	100%	1
THE HEART HOSPITAL BAYLOR PLANO			1	100%	1
Livingston County Center for Nursing and Rehabilitation		1			1
CELEBRATION PRIMARY CARE ASSOCIATES LLC		1			1
PRIMECARE AT PORT ORANGE			1	100%	1
NORTH MIAMI BEACH SURGICAL CENTER			1	100%	1
CALIFORNIA PUBLIC HEALTH LABORATORY			1	100%	1
CACERES SPECIALIZED GYNECOLOGY		1			1
ABBAY MANOR RETIREMENT RESIDENCE INC		1			1
Lemont Nursing and Rehab Center			1	100%	1
VA OPTOMETRY CLINIC			1	100%	1
WINDSOR MANOR			1	100%	1
DEVITA		1			1
WELLINGTON WEST 100176			1	100%	1
UNIVERSITY URGENT CARE			1	100%	1
SYNAPSE ANALYTICAL LABS		1			1
MEDERI CARETENDERS VS OF SE FL LLC DBA			1	100%	1
MEDEXPRESS - WILMINGTON KIRKWOOD HIGHWAY		1			1
Kroger - KRO03400316			1	100%	1
MEDICAL LIFE-INC GUIDEWELL EMERGENCY MEDICINE			1	100%	1
ROSECASTLE OF JACKSONVILLE LLC			1	100%	1
HARDIN MEMORIAL HOSPITAL - HEARTLAND PATHOLOGY CONSULTANTS			1	100%	1
SUN CITY DIAGNOSTIC CENTER			1	100%	1

COVID-19: testing by laboratory

Data through Dec 14, 2020 verified as of Dec 15, 2020 at 09:25 AM

Data in this report are provisional and subject to change.

The numbers in the table below represent the number of Florida and non-Florida residents for whom test results were received by the Department of Health. A person can be tested by more than one laboratory and can have both positive and negative results. **Therefore, the sum of the numbers in each column will be larger than the total number of people tested.**

Reporting lab	Inconclusive	Negative	Positive	Percent positive	Total
CANDLER HOSPITAL			1	100%	1
IZ MEDICAL		1			1
Remarkable Healthcare Dallas			1	100%	1
METHODISM MIDLOTHIAN MEDICAL CENTER			1	100%	1
MINNESOTA DEPARTMENT OF HEALTH LABORATORY			1	100%	1
CARENOW URGENT CARE – SPRING			1	100%	1
University Plaza Rehabilitation and Nursing			1	100%	1
HELGEMO & LIOU PEDIATRICS			1	100%	1
Diversicare of Smyrna		1			1
THYROID SPECIALTY LABORATORY			1	100%	1
PALM BEACH DIABETES AND ENDOCRINE SPECIALISTS, PA			1	100%	1
EXACCARE KINGSTON, LLC			1	100%	1
ALL PRO ORTHOPEDICS & SPORTS MEDICINE, PA			1	100%	1
SAINT BARNABAS MEDICAL CENTER		1			1
MEDEXPRESS URGENT CARE - BECKLEY		1			1
VIVEX/UMTB BIOMEDICAL			1	100%	1
HEALTHCARE ASSOCIATES OF IRVING, LLP			1	100%	1
Cortland Acres Association		1			1
LOGAN COUNTY HOSPITAL			1	100%	1
RIVERSIDE COUNTY PUBLIC HEALTH LABORATORY			1	100%	1
COMPASSION PEDIATRICS			1	100%	1
MIAMI CHILDRENS HOSPITAL MIDTOWN OUTPATIENT CENTER			1	100%	1
MED CHOICE CENTER OF NORTH MIAMI			1	100%	1
VANAJA SUREDDI MD PA			1	100%	1
Greystone Health Care Center		1			1
STUART SURGERY CENTER, LLC			1	100%	1
GENESIS HEALTH SYSTEM			1	100%	1
PRACTITIONERS IN MOTION			1	100%	1
GIBSON AREA PRIMARY CARE			1	100%	1
FLORIDA HEART AND VASCULAR MULTISPECIALTY GROUP PA			1	100%	1
VIRTUA WEST JERSEY HOSPITAL		1			1
YOUR KIDS URGENT CARE			1	100%	1
PALMS OF FT MYERS,THE			1	100%	1
FIVE STAR PREMIER RESIDENCES OF POMPANO BEACH			1	100%	1
OMNI HEALTHCARE INC			1	100%	1
HENRY FORD WEST BLOOMFIELD HOSPITAL			1	100%	1
SOUTHERN LABORATORY SERVICES OF NWF		1			1
UNIV OF NORTH ALABAMA HEALTH CENTER		1			1
OAKWOOD HOSPITAL - SOUTHSHORE			1	100%	1
Peninsula Nursing and Rehabilitation Center		1			1
BORINQUEN HEALTH CENTER			1	100%	1
Arlington Care Center			1	100%	1
ST FRANCIS MEDICAL CENTER			1	100%	1
NORTHERN KENTUCKY HEALTH DEPARTMENT			1	100%	1
ST VINCENTS AMBULATORY CARE INC			1	100%	1
TIMPANOGOS REGIONAL HOSPITAL			1	100%	1
Bayou Vista Community Care Center			1	100%	1

COVID-19: testing by laboratory

Data through Dec 14, 2020 verified as of Dec 15, 2020 at 09:25 AM

Data in this report are provisional and subject to change.

The numbers in the table below represent the number of Florida and non-Florida residents for whom test results were received by the Department of Health. A person can be tested by more than one laboratory and can have both positive and negative results. **Therefore, the sum of the numbers in each column will be larger than the total number of people tested.**

Reporting lab	Inconclusive	Negative	Positive	Percent positive	Total
PRIME CARE FAMILY MEDICINE			1	100%	1
ST JOHNS PEDIATRICS PA		1			1
MEDEXPRESS URGENT CARE - NORTH LITTLE		1			1
LABORATORY COPRORATION OF AMERICA			1	100%	1
KETTERING MEDICAL CENTER			1	100%	1
POPLAR HEALTHCARE			1	100%	1
KEY WEST BRANCH MEDICAL CLINIC			1	100%	1
SOUTH BEND MEDICAL FOUNDATION			1	100%	1
AMERICAN LAB LLC		1			1
HAYS CLINICAL LAB			1	100%	1
UMHC HOLLYWOOD LABORATORY			1	100%	1
Kindred Hospital South Florida Hollywood SNU			1	100%	1
PEDIATRIC ASSOCIATES - JACKSONVILLE			1	100%	1
LIFEGUARD AMBULANCE SERVICE LLC - BAY COUNTY			1	100%	1
AVERA SACRED HEART HOSPITAL			1	100%	1
SARASOTA MEMORIAL HOSPITAL		1			1
WINTER GARDEN CHILDREN'S HEALTH CENTERS			1	100%	1
ADVENTHEALTH SENIOR CARE AT ORMOND			1	100%	1
MANATEE MEMORIAL HOSPITAL CLINICAL LABORATORY			1	100%	1
ROCKWALL URGENT CARE			1	100%	1
SAINT JOSEPHS HOSPITAL OF ATLANTA			1	100%	1
EASTMAN HEALTHCARE & REHAB		1			1
SHANDS JACKSONVILLE CLINICAL CENTER			1	100%	1
PATHOLOGYT & LAB MEDICINE SERVICES			1	100%	1
DAYTONA BEACH CENTRA CARE			1	100%	1
CENTRAL FLORIDA HOSPITALIST			1	100%	1
FIT4LIFE MEDICAL CENTER			1	100%	1
LAKELAND MEDICAL CENTER			1	100%	1
San Antonio Residence and Rehabilitation Center		1			1
ManorCare Rehabilitation Center- Decatur		1			1
PANCARE HEALTH - HOSFORD SCHOOL			1	100%	1
ST MARY'S OF SAGINAW		1			1
PROGRESSIVE MEDICAL RESEARCH			1	100%	1
MEDEXPRESS URGENT CARE - LINCOLN		1			1
Cerenity Senior Care-White Bear Lake		1			1
MRMC LAB MICRO			1	100%	1
CHIPOLA QUICK CARE			1	100%	1
SOUTH FLORIDA PEDIATRIC PARTNERS			1	100%	1
OCALA RKC EAST HEMO #1			1	100%	1
ATRIA TAMARAC			1	100%	1
STANDIFER PLACE		1			1
BERKSHIRE MEDICAL CENTER			1	100%	1
ADVENTHEALTH MEDICAL GROUP ADULT AND SENIOR HEALTH			1	100%	1
HIGHLANDS CLINICAL LABORATORY			1	100%	1
GENESIS MICROBIOLOGY LAB		1			1
WillowBrooke Court at Westminster Village		1			1
MEDEXPRESS URGENT CARE-CLOQUET		1			1

COVID-19: testing by laboratory

Data through Dec 14, 2020 verified as of Dec 15, 2020 at 09:25 AM

Data in this report are provisional and subject to change.

The numbers in the table below represent the number of Florida and non-Florida residents for whom test results were received by the Department of Health. A person can be tested by more than one laboratory and can have both positive and negative results. **Therefore, the sum of the numbers in each column will be larger than the total number of people tested.**

Reporting lab	Inconclusive	Negative	Positive	Percent positive	Total
OMNICARE PHARMACY OF TEXAS 1, LP		1			1
MID-FLORIDA CANCER CENTERS		1			1
NEW YORK STATE DEPARTMENT OF HEALTH			1	100%	1
ONSLOW COUNTY HEALTH DEPARTMENT			1	100%	1
ST. LUCIE COUNTY HEALTH DEPARTMENT		1			1
HARLEM HOSPITAL CENTER		1			1
GALVESTON COUNTY HEALTH DISTRICT			1	100%	1
EAST END PEDIATRICS		1			1
URGENT DOC -NACOGODOCHES CLINIC			1	100%	1
CHRISTUS SPOHN HOSPITAL			1	100%	1
Orchid Cove at Naples			1	100%	1
Autumn Care of Suffolk		1			1
EVANS FAMILY CARE PA			1	100%	1
ST.ELIZABETH HEALTH CENTER	1				1
GUIDEWELL EMERGENCY MEDICINE DOCTORS LLC			1	100%	1
OVIEDO CHILDRENS HEALTH CENTER LLC		1			1
TAYLOR MANOR		1			1
MAINE HEALTH AND ENVIRONMENTAL TESTING LABORATORY			1	100%	1
BIOLOGICAL AND CHEMICAL EMERGENCIES LABORATORY			1	100%	1
BIODORON LABORATORIES			1	100%	1
VIRGINIA UROLOGY		1			1
ELITE CARE			1	100%	1
LIFE CARE CENTER OF HILTON HEAD		1			1
Buena Vista Care Center		1			1
INHEALTH LIFE SCIENCES LLC			1	100%	1
THE INTERNAL MEDICAL GROUP		1			1
Heritage of Red Cloud		1			1
NORTH BROWARD MEDICAL CENTER			1	100%	1
BLACK STALLION WALK IN AND EXERCISE CLINICS LLC		1			1
SEATTLE-KING COUNTY			1	100%	1
MEDICAL ASSOCIATES OF CARTER		1			1
GSM OCED Subsection			1	100%	1
LABCORP TAMPA		1			1
BROOKS REHAB			1	100%	1
HEALTH GUAGE			1	100%	1
MINUTECLINIC DIAGNOSTIC OF NORTH CAROLINA PC #5341		1			1
MEDEXPRESS URGENT CARE-BRENTWOOD		1			1
BRISTOL REGINAL MEDICAL CENTER			1	100%	1
US LABORATORIES			1	100%	1
WHEATON FRANCISCAN LABORATORY			1	100%	1
WESTON COUNTY HEALTH SERVICES			1	100%	1
Henry County Health and Rehabilitation		1			1
Kroger - KRO01100688			1	100%	1
FLORIDA EPIDEMIOLOGY PROGRAM			1	100%	1
EXPRESS LAB LIVINGSTON			1	100%	1
MEDEXPRESS URGENT CARE - WICHITA, N MAIZE RD		1			1
MINUTECLINIC DIAGNOSTIC MED GRP OF CA		1			1

COVID-19: testing by laboratory

Data through Dec 14, 2020 verified as of Dec 15, 2020 at 09:25 AM

Data in this report are provisional and subject to change.

The numbers in the table below represent the number of Florida and non-Florida residents for whom test results were received by the Department of Health. A person can be tested by more than one laboratory and can have both positive and negative results. **Therefore, the sum of the numbers in each column will be larger than the total number of people tested.**

Reporting lab	Inconclusive	Negative	Positive	Percent positive	Total
LAB TEST KENDALL LLC		1			1
SPORTS MEDICINE CLINIC - U OF WYOMING			1	100%	1
MEMORIAL HOSPITAL WEST			1	100%	1
DOCTOR'S IN-HOUSE LAB/COMMUNITY HEALTH CENTERS OF PINELLAS – JOHNNIE R			1	100%	1
MEMORIAL HOSPITAL OF TAMPA			1	100%	1
Alden North Shore			1	100%	1
HUNTERS CREEK PEDIATRICS		1			1
HANCOCK REGIONAL HOSPITAL		1			1
Arch Plaza Nursing and Rehabilitation Center			1	100%	1
WARE EXPRESS CARE			1	100%	1
2504-HOMEWOOD		1			1
CORPORATION OF AMERICA		1			1
BEST MEDICAL CENTER		1			1
NEW YORK UNIVERSITY MEDICAL CENTER			1	100%	1
CLINICAL LABORATORY DEPARTMENT			1	100%	1
GOOD SAMARITAN HOSPITAL			1	100%	1
ANDREWS			1	100%	1
RENOWN REGIONAL MEDICAL CENTER			1	100%	1
A.G. Rhodes		1			1
ER NEAR ME HULEN		1			1
IDAHO HEALTH DEPARTMENT			1	100%	1
SACRED HEART MEDICAL CENTER			1	100%	1
LEE PHYSICIAN GROUP			1	100%	1
PRECISION CLINICAL RESEARCH			1	100%	1
RCP OF MEMORIAL WEST			1	100%	1
WARD MEMORIAL HOSPITAL		1			1
WEST VIRGINIA UNIVERSITY HOSPITALS			1	100%	1
GENESIS FAMILY PRACTICE			1	100%	1
PUBLIX PHARMACY #1114			1	100%	1
LITTLE COMPANY OF MARY HOSPITAL			1	100%	1
BODYK			1	100%	1
OHIO VALLEY MANOR NURSING &		1			1
FLAGLER COUNTY BOARD OF COUNTY COMMISSIONERS			1	100%	1
Oakview Manor Health and Rehab		1			1
BROOKSVILLE REGIONAL HOSPITAL			1	100%	1
Consulate Health Care of Tallahassee			1	100%	1
BEAUMONT HOSPITAL			1	100%	1
CLERMONT HEALTH DEPARTMENT			1	100%	1
VITAS HEALTH INC			1	100%	1
ALABAMA REFERENCE LAB			1	100%	1
HOLYOKE MEDICAL CENTER			1	100%	1
YUMA REGIONAL MEDICAL CENTER			1	100%	1
FAITH FAMILY PRACTICE			1	100%	1
LEHIGH MEDICAL AND RESEARCH CENTER, INC			1	100%	1
UMASS MEMORIAL/MARLBORO HOSPITAL			1	100%	1
MULBERRY'S MOBILE PROVIDER SERVICES LLC			1	100%	1
LAB. CORP. OF AMERICA			1	100%	1

COVID-19: testing by laboratory

Data through Dec 14, 2020 verified as of Dec 15, 2020 at 09:25 AM

Data in this report are provisional and subject to change.

The numbers in the table below represent the number of Florida and non-Florida residents for whom test results were received by the Department of Health. A person can be tested by more than one laboratory and can have both positive and negative results. **Therefore, the sum of the numbers in each column will be larger than the total number of people tested.**

Reporting lab	Inconclusive	Negative	Positive	Percent positive	Total
UF KANAPAHA LAB BEAKER		1			1
SOUTH DADE NURSING & REHABILITATION CENTER			1	100%	1
AVON PARK CLUSTER		1			1
HUNEYCUTT FAMILY PRACTICE			1	100%	1
CELEBRATION FAMILY PHYSICIANS LLC			1	100%	1
PROVIDENCE PORTLAND MEDICAL CENTER		1			1
SURGERY CENTER, THE			1	100%	1
JACKSON MADISON CO. GEN. HOSPITAL			1	100%	1
Sherwood Oaks Health Center			1	100%	1
EH FARGO HOSPITAL LABORATORY			1	100%	1
MD NOW URGENT CARE MEDICAL CENTERS INC			1	100%	1
LITTLE FALLS HOSPITAL LABORATORY		1			1
HEALTHQUEST, INC			1	100%	1
MED FUSION			1	100%	1
PSL JAX BEACH OPERATIONS LLC			1	100%	1
NCHMD, INC SOUTHEAST IMMEDIATE CARE			1	100%	1
PEACHEALTH LABORATORIES		1			1
Luther Acres Manor		1			1
FLORIDA FAMILY LABORATORY		1			1
BAPTIST HOSPITAL EMPLOYEE HEALTH OFF			1	100%	1
LUMICO LIFE INSURANCE COMPANY		1			1
MEDEXPRESS URGENT CARE - HOLLINS		1			1
BLOOMINGDALE PEDIATRIC ASSOCIATES PA			1	100%	1
ASCENSION ST VINCENT'S MEDICAL CENTER			1	100%	1
HUDSON REGIONAL HOSPITAL			1	100%	1
GUIDEWELL EMERGENCY MEDICINE DOCTORS LLC #33			1	100%	1
MEDEXPRESS URGENT CARE GREENSBURG		1			1
HEALGEN SCIENTIFIC			1	100%	1
Community Care Center of Heritage House, LLC			1	100%	1
Ash Flat Healthcare and Rehabilitation Center			1	100%	1
NAPHCARE INC		1			1
METROHEALTH SYSTEM			1	100%	1
WINCHESTER MEDICAL CENTER			1	100%	1
MEDEXPRESS URGENT CARE - LOGAN		1			1
MEDEXPRESS URGENT CARE - WESTFIELD, E MAIN ST			1	100%	1
SPRINGFIELD HOSPITAL			1	100%	1
Rehab Select of Talladega		1			1
LEHIGH REGIONAL WOUND CENTER			1	100%	1
Alden Lincoln Park			1	100%	1
BAYFRONT HEAL WOUND CARE AND HYPERBARIC CENTER			1	100%	1
FAMILY PRACTICE OF DAVIE INC			1	100%	1
APOPKA FAMILY HEALTH CENTER			1	100%	1
LAURELLWOOD NURSING CENTER		1			1
SISTERS MISSION			1	100%	1
INNOVATIVE HEALTH DIAGNOSTIC OF CALIFORNIA			1	100%	1
VALLEY HOSPITAL MEDICAL CENTER		1			1
MERCY - NORTH IOWA			1	100%	1

COVID-19: testing by laboratory

Data through Dec 14, 2020 verified as of Dec 15, 2020 at 09:25 AM

Data in this report are provisional and subject to change.

The numbers in the table below represent the number of Florida and non-Florida residents for whom test results were received by the Department of Health. A person can be tested by more than one laboratory and can have both positive and negative results. **Therefore, the sum of the numbers in each column will be larger than the total number of people tested.**

Reporting lab	Inconclusive	Negative	Positive	Percent positive	Total
PUBLIX PHARMACY #0332		1			1
ALLEGANY COUNTY DEPARTMENT OF HEALTH		1			1
GREENTREE MEDICAL CENTER			1	100%	1
SAINT ALPHONSUS REGIONAL MEDICAL CENTER			1	100%	1
SPARTANBURG REGIONAL MEDICAL CENTER			1	100%	1
AURORA CONSOLIDATED LABORATORY			1	100%	1
FLORHAM PARK ENDOSCOPY CENTER		1			1
TITUSVILLE TOWERS ASSISTED LIVING		1			1
INTERNATIONAL MEDICAL LABORATORY INC		1			1
HOLMES FAMILY PRACTICE PA			1	100%	1
SPECTRUM LUDINGTON			1	100%	1
WALGREENS #10308		1			1
COMMUNITY MEDICAL CENTER			1	100%	1
CONTINENTAL HOME HEALTH CARE INC			1	100%	1
BAPTIST HEALTH LEXINGTON			1	100%	1
LabCorp L#09258295 M#09258285			1	100%	1
PROFESSIONAL HEALTH EXAMINERS			1	100%	1
GOLDING-GRANADO MEDICAL ASSOCIATES		1			1
MINUTE CLINIC DIAGNOSTICS OF IN, LLC #6252		1			1
METRO HEALTH HOSPITAL LABORATORY		1			1
KAISER PERMANENTE REGIONAL REFERENCE LABORATORY		1			1
TENNOVA HEALTHCARE - CLEVELAND			1	100%	1
HYDE PARK MEDICAL CENTER		1			1
ONPOINT URGENT CARE			1	100%	1
BOSTON MEDICAL CENTER			1	100%	1
POMPANO BEACH ARTIFICIAL KIDNEY CENTER			1	100%	1
COSTCO PHARMACY #1023			1	100%	1
MEDEXPRESS URGENT CARE - ANDERSON		1			1
JUPITER PEDIATRIC ASSOCIATES, PA			1	100%	1
NHLS		1			1
The Crossroads		1			1
Vi at Aventura		1			1
15 TO KNOW			1	100%	1
MINUTE CLINIC OF KANSAS PA			1	100%	1
STANLY REGIONAL MEDICAL CENTER			1	100%	1
JMC TALLAHASSEE, LLC			1	100%	1
MED TECH CLINICAL LABORATORY		1			1
WINCHESTER HOSPITAL			1	100%	1
VALLEY MEDICAL LABORATORY			1	100%	1
CARE STATION MEDICAL GROUP		1			1
Longwood Community Living Center		1			1
CENTRAL TX URGENT CARE			1	100%	1
441 URGENT CARE-MULBERRY			1	100%	1
FLORIDA STATE UNIVERSITY HEALTH SERVICES			1	100%	1
LUTHERAN HAVEN EXTENDED CONGREGATE CAR		1			1
LIFELINK TISSUE BANK D/B/A LIFELINK TISSUE BANK		1			1
NORTH SHORE HEMATOLOGY-ONCOLOGY ASSOCIATES		1			1

COVID-19: testing by laboratory

Data through Dec 14, 2020 verified as of Dec 15, 2020 at 09:25 AM

Data in this report are provisional and subject to change.

The numbers in the table below represent the number of Florida and non-Florida residents for whom test results were received by the Department of Health. A person can be tested by more than one laboratory and can have both positive and negative results. **Therefore, the sum of the numbers in each column will be larger than the total number of people tested.**

Reporting lab	Inconclusive	Negative	Positive	Percent positive	Total
STEINHATCHEE DRUGS			1	100%	1
MINUTECLINIC DIAG OF IND LLC #1138		1			1
GOSHEN MEDICAL CENTER			1	100%	1
EXCEPTIONAL EMERGENCY CENTER			1	100%	1
COMMONWEALTH OF VIRGINIA DIVISION OF CONSOLIDATED LABORATORY SERVICES			1	100%	1
LEE MEMORIAL HOSPITAL OUTPATIENT SURGERY CENTER			1	100%	1
CORDOVA FAMILY PRACTICE			1	100%	1
WELLOW URGENT CARE-OSWEGO			1	100%	1
OPTIMAL MEDICINE INC		1			1
Bivins Pointe			1	100%	1
PHYSICIANS PRIMARY CARE LEHIGH PEDS			1	100%	1
ULTIMATE ANALYSIS LABORATORY			1	100%	1
WELLMED AT FORT PIERCE		1			1
SUNCOAST COMMUNITY HEALTH CENTERS INC		1			1
Kroger - KR070300083			1	100%	1
AFTER HOURS PEDS			1	100%	1
UF HEALTH THE VILLAGES			1	100%	1
LAKE REGIONAL HEALTH			1	100%	1
CITY OF NEW YORK DEPARTMENT OF HEALTH			1	100%	1
FRASER MEMORIAL HOSPITAL			1	100%	1
MERITUS MEDICAL CENTER			1	100%	1
XSTREMEMD			1	100%	1
MISSOURI DEPARTMENT OF HEALTH AND SENIOR SERVICES - STATE PH LAB		1			1
CARENOW URGENT CARE - CENTRAL AUSTIN			1	100%	1
BELLE GLADES HEALTH CLINIC			1	100%	1
SELF REGIONAL HEALTHCARE			1	100%	1
NORTHEAST TEXAS DIALYSIS		1			1
LEHIGH PULMONARY ASSOCIATES			1	100%	1
MINUTECLINIC 7196		1			1
EDWARD HOSPITAL			1	100%	1
GRACE HEALTHCARE OF LAKE WALES		1			1
LAKESIDE MEDICAL CENTER		1			1
MIDDLE TENN MENTAL HEALTH INSTITUTE		1			1
EAST RIDGE RETIREMENT VILLAGE INC		1			1
HAVASU REGIONAL MEDICAL CENTER			1	100%	1
UNITED HEALTHCARE			1	100%	1
COASTAL SKIN SURGERY AND DERMATOLOGY PL		1			1
ST. MARY MEDICAL CENTER		1			1
DR PHILLIPS MEDICAL WELLNESS CENTER		1			1
Princeton Place			1	100%	1
ACCESS FAMILY CARE LLC			1	100%	1
BARRINGTON TERRACE NAPLES			1	100%	1
MEDEXPRESS URGENT CARE-CHIPPEWA		1			1
PRISMA HEALTH TUOMEY LABORATORY			1	100%	1
MEDICAL CITY NORTH HILLS			1	100%	1
THEDACARE FAMILY MEDICINE GATEWAY			1	100%	1
NORTH SHORE HEMATOLOGY-ONCOLOGY ASSOCIATES PC		1			1

COVID-19: testing by laboratory

Data through Dec 14, 2020 verified as of Dec 15, 2020 at 09:25 AM

Data in this report are provisional and subject to change.

The numbers in the table below represent the number of Florida and non-Florida residents for whom test results were received by the Department of Health. A person can be tested by more than one laboratory and can have both positive and negative results. **Therefore, the sum of the numbers in each column will be larger than the total number of people tested.**

Reporting lab	Inconclusive	Negative	Positive	Percent positive	Total
INTEGRATED GENETICS SEQUENOM		1			1
GRAND VILLA OF DELAND			1	100%	1
USF PHYSICIANS GROUP			1	100%	1
SUSAN F. WILLIAMS M.D., P.A.			1	100%	1
ST PETE DIRECT PRIMARY CARE		1			1
Kroger - KRO03500568			1	100%	1
Oakwood - North Baldwins Center for Living		1			1
SPRINGHILL SENIOR RESIDENCE		1			1
UPMC NORTHWEST HOSPITAL			1	100%	1
ORLANDO HEALTH PHYSICIAN GROUP			1	100%	1
Conway Lakes Health and Rehabilitation Center		1			1
The Palms Nursing and Rehabilitation		1			1
BUENA VIDA ESTATES			1	100%	1
NORTH FLORIDA CHILD DEVELOPMENT, INC			1	100%	1
TMH PHYSICIAN PARTNERS			1	100%	1
GEORGETOWN URGENT CARE			1	100%	1
MOSAIC MEDICAL CENTER MARYVILLE			1	100%	1
LSU MEDICAL CENTER			1	100%	1
LEELANAU OPCO, LLC		1			1
MADISON FACILITY INC			1	100%	1
NORDX			1	100%	1
MEDEXPRESS URGENT CARE - ELM GROVE		1			1
PALM WEST INTERNIST PA			1	100%	1
MD NOW URGENT CARE			1	100%	1
Regency Square			1	100%	1
SOUTHERN SPRINGS HEALTH CARE		1			1
BLOOD SYSTEMS LABORATORIES			1	100%	1
ADVENTHEALTH MEDICAL GROUP FAMILY MEDICINE AT RDV		1			1
APS-SUMMIT CARE PHARMACY, LLC DBA OMNICARE		1			1
ORMC-ARDEN/EOI			1	100%	1
BAYCARE OUTREACH LAB			1	100%	1
ALPHA 1 ANTITRYPSIN RESEARCH PROGRAM			1	100%	1
CELEBRATION HOSPITAL			1	100%	1
WHITE WILSON MEDICAL CENTER NEPHROLOGY			1	100%	1
SONNI'S PEDIATRICS			1	100%	1
ALLIED PEDIATRICS & FAMILY MEDICINE			1	100%	1
Central Park Healthcare & Rehabilitation Center		1			1
SWEDISH COVENANT HOSPITAL			1	100%	1
JOSEPH SCHENKER MD PC		1			1
CFCH - FROSTPROOF			1	100%	1
ST. MARY'S HOSPITAL			1	100%	1
HCL LABORATORIES			1	100%	1
CHESAPEAKE REGIONAL MEDICAL CENTER			1	100%	1
SUMMIT LABORATORY			1	100%	1
Florida Baptist Retirement Center		1			1
FLORIDA HOSPITAL LAB			1	100%	1
KEY WEST HMA PHYSICIAN MANAGEMENT, LLC			1	100%	1

COVID-19: testing by laboratory

Data through Dec 14, 2020 verified as of Dec 15, 2020 at 09:25 AM

Data in this report are provisional and subject to change.

The numbers in the table below represent the number of Florida and non-Florida residents for whom test results were received by the Department of Health. A person can be tested by more than one laboratory and can have both positive and negative results. **Therefore, the sum of the numbers in each column will be larger than the total number of people tested.**

Reporting lab	Inconclusive	Negative	Positive	Percent positive	Total
Chestnut Ridge Nursing & Rehab		1			1
BAYCARE MEDICAL GROUP INC			1	100%	1
ST MARYS MEDICAL CENTER			1	100%	1
DONALSONVILLE HOSPITAL			1	100%	1
HABANA HEALTH CARE CENTER			1	100%	1
SHELBYVILLE HOSPITAL COMPANY		1			1
EXPRESS CARE OF TAMPA BAY LLC		1			1
TENNESSEE VALLEY HCS			1	100%	1
MOUNT SINAI MEDICAL CENTER AVENTURA ER			1	100%	1
TANGLEWOOD MANOR		1			1
PEDIATRIC ASSOCIATES - MIAMI LAKES		1			1
Long Beach Care Center			1	100%	1
Lakeside Nursing and Rehabilitation Center		1			1
MEDTOWN PHARMACY			1	100%	1
LOUNDY		1			1
WATERS EDGE ELEMENTARY SCHOOL			1	100%	1
LANCASHIRE HALL NURSING AND REHABILITATION CENTER		1			1
JOHN KNOX VILLAGE OF CENTRAL FLORIDA		1			1
HEART HOSPITAL OF LAFAYETTE: EMERGENCY ROOM			1	100%	1
ADVENTHEALTH MEDICAL GROUP OBSTETRICS			1	100%	1
Sears Coastal Nursing and Rehab		1			1
CVS MINUTE CLINIC DIAG OF IND, LLC #6549		1			1
NASSAU COUNTY HEALTH DEPARTMENT-FERNANDINA BEACH C		1			1
ALTAMONTE MD			1	100%	1
BRONSON METHODIST HOSPITAL			1	100%	1
BLUFFTON HEALTH CENTER			1	100%	1
SENDER RETREAT ADULT DAY CARE CENTERS			1	100%	1
PHYSICIANS PREMIER			1	100%	1
GATEWAY LABORATORIES		1			1
BRIDGEWATER PARK ASSISTED LIVING LLC			1	100%	1
FLEMING ISLAND CENTER FOR CLINICAL RESEARCH		1			1
MARION COUNTY HEALTH DEPARTMENT			1	100%	1
SHAH			1	100%	1
Imperial Healthcare Centre			1	100%	1
DEPARTMENT OF HEALTH SERVICES			1	100%	1
Mill Valley Care Center		1			1
CHRISTIANA HOSPITAL		1			1
PALOMAR MEDICAL CENTER			1	100%	1
LAREDO EMERGENCY ROOM			1	100%	1
MAINE CENTER FOR DISEASE CONTROL AND PREVENTION			1	100%	1
SCIENCE CARE			1	100%	1
POETS WALK SARASOTA			1	100%	1
NEW MILFORD HOSPITAL			1	100%	1
Maple Lane Nursing Home		1			1
CLEARWATER PAIN MANAGEMENT ASSOCIATES			1	100%	1
MINUTECLINIC DIAGNOSTIC OF MICHIGAN, P		1			1
FREEPORT ER DOX URGENT CARE		1			1

COVID-19: testing by laboratory

Data through Dec 14, 2020 verified as of Dec 15, 2020 at 09:25 AM

Data in this report are provisional and subject to change.

The numbers in the table below represent the number of Florida and non-Florida residents for whom test results were received by the Department of Health. A person can be tested by more than one laboratory and can have both positive and negative results. **Therefore, the sum of the numbers in each column will be larger than the total number of people tested.**

Reporting lab	Inconclusive	Negative	Positive	Percent positive	Total
DEPT OF VA MEDICAL CENTER - MIAMI			1	100%	1
BAYCARE LABORATORIES			1	100%	1
SPECIALTY DRUG TESTING			1	100%	1
El Paso Health Care Center			1	100%	1
HIGHLAND PARK LAKEWOOD PRESTON HOLLOW			1	100%	1
VISTA DEL SOL MED ASSOC		1			1
PRINCIPLE DIAGNOSTICS LLC			1	100%	1
NEIGHBORCARE PHARMACY SERVICES		1			1
LIFE CARE CENTER OF GWINNETT		1			1
SHANNON CLARK OD, PA			1	100%	1
Medicalodges Neosho			1	100%	1
PUTNAM CO HOSPITAL-D/B/A ASBURY TOWERS		1			1
PALM SPRINGS GENERAL HOSPITAL			1	100%	1
OCEAN MEDICAL CENTER		1			1
ORDRS, INC.			1	100%	1
DOCTORS HEARING			1	100%	1
ISLANDS ASSISTED LIVING FACILITY,THE			1	100%	1
RIVIERA BEACH HEALTH CENTER LAB			1	100%	1
NEMOURS CHILDREN'S PRIMARY CARE, ST CLOUD			1	100%	1
Garden Isle Healthcare and Rehabilitation Center		1			1
CRESTAR LABS			1	100%	1
HELEN HAYES HOSPITAL LABORATORY		1			1
NHC Chattanooga			1	100%	1
PARKLAND HEALTH & HOSPITAL			1	100%	1
INTERNAL MEDICINE & PEDIATRICS OF TAMPA BAY PA			1	100%	1
RAPID CITY REGIONAL HOSPITAL -579 ATTN. LABORATORY		1			1
BMC/NASSAU			1	100%	1
MY URGENT CARE CLINIC			1	100%	1
HELIX BIOMEDICS LLC			1	100%	1
LIBERTY HEALTH CENTER			1	100%	1
MARINA DEL REY HOSPITAL LAB			1	100%	1
SPRINGBROOK HOSPITAL			1	100%	1
NORTH PINELLAS CHILDRENS MEDICAL CENTER INC			1	100%	1
FORT LOUDOUN PRIMARY CARE		1			1
CONWAY MEDICAL CENTER			1	100%	1
CROSS CREEK HEALTH CARE		1			1
AMD			1	100%	1
GENEXPERT			1	100%	1
CORNERSTONE OF RECOVERY INC		1			1
LAKEVIEW REGIONAL HOSPITAL			1	100%	1
Manassas Health & Rehab			1	100%	1
LIFESPAN HEALTH - SELMER		1			1
PROGENESIS INC			1	100%	1
MED EXPRESS URGENT CARE PC - MARYLAND		1			1
EXPEDIAN URGENT CARE			1	100%	1
BEAUMONT REFERENCE LABORATORY			1	100%	1
ADVANCED RESEARCH AND DIAGNOSTIC LABORATORY UNIVERSITY OF MINNESOTA			1	100%	1

COVID-19: testing by laboratory

Data through Dec 14, 2020 verified as of Dec 15, 2020 at 09:25 AM

Data in this report are provisional and subject to change.

The numbers in the table below represent the number of Florida and non-Florida residents for whom test results were received by the Department of Health. A person can be tested by more than one laboratory and can have both positive and negative results. **Therefore, the sum of the numbers in each column will be larger than the total number of people tested.**

Reporting lab	Inconclusive	Negative	Positive	Percent positive	Total
ROYAL PALM PEDIATRICS			1	100%	1
ASHLEY CLINICAL DIAGNOSTIC LABORATORY			1	100%	1
AZALEALAND NURSING HOME		1			1
SUMMERFIELD PAIN MANAGEMENT			1	100%	1
ARDEN COURTS OF SEMINOLE			1	100%	1
Niles Nursing and Rehab. Center		1			1
MINIUTECLINIC DIAG OF IND, LLC #6553		1			1
UHS BINGHAMTON GENERAL			1	100%	1
FHCP ASC - ORANGE CITY			1	100%	1
Mountain View Manor			1	100%	1
ORLANDO CLINICAL RESEARCH CENTER		1			1
ORLANDO FAMILY PHYSICIANS			1	100%	1
ADVANCE MD CARE			1	100%	1
Sanford Health & Rehabilitation			1	100%	1
BAYCARE MEDICAL GROUP			1	100%	1
CVS MINUTE CLINIC DIAGNOSTIC PA #3060		1			1
NEWTON MEMORIAL HOSPITAL		1			1
EAST COAST INSTITUTE FOR RESEARCH LLC			1	100%	1
MEDICAL ASSOCIATES OF PINELLAS - LAB			1	100%	1
OSF ST JOSEPH MEDICAL CENTER			1	100%	1
Broomall Manor		1			1
SOUTH FLORIDA URGENT CARE CENTERS, LLC			1	100%	1
STATE OF FLORIDA			1	100%	1
MT CARMEL PHARMACY INC		1			1
Glen Oaks Health and REhabilitation		1			1
MEDEXPRESS URGENT CARE-MT PLEASANT			1	100%	1
CAROMONT HEALTH			1	100%	1
FLORIDA HOSPITAL ORMOND BEACH			1	100%	1
MINUTECLINIC DIAGNOSTIC OF KANSAS, PA		1			1
CROSS POINTE CARE CENTER		1			1
HAWAII DEPARTMENT OF HEALTH LAB			1	100%	1
ST JOHNS MEDICAL CENTER		1			1
BASCOM PALMER EYE INSTITUTE			1	100%	1
ARIZA WELLNESS CARE LLC			1	100%	1
EXPRESS CARE OF THE SHOALS		1			1
CAREWELL JW - WORCESTER LNC			1	100%	1
NORTHEAST PEDIATRICS			1	100%	1
CAREHERE HUDSON BAY			1	100%	1
ST CATHERINE HOSPITAL LABORATORY			1	100%	1
KANA MEDICAL			1	100%	1
FAIRFIELD MEDICAL CENTER			1	100%	1
DOCTORS MEMORIAL HOSP HOME HEALTH CARE		1			1
UNIVERISTY OF MIAMI			1	100%	1
ADVENTHEALTH CENTRA CARE WINTER HAVEN			1	100%	1
ENZO LABS INC			1	100%	1
TWIN			1	100%	1
PORTSMOUTH REG. HOSPITAL			1	100%	1

COVID-19: testing by laboratory

Data through Dec 14, 2020 verified as of Dec 15, 2020 at 09:25 AM

Data in this report are provisional and subject to change.

The numbers in the table below represent the number of Florida and non-Florida residents for whom test results were received by the Department of Health. A person can be tested by more than one laboratory and can have both positive and negative results. **Therefore, the sum of the numbers in each column will be larger than the total number of people tested.**

Reporting lab	Inconclusive	Negative	Positive	Percent positive	Total
Metairie Healthcare Center			1	100%	1
COMMUNICABLE DISEASE CONTROL/PUBLIC HEALTH EMERGENCY PREPAREDNESS			1	100%	1
BROOKS -TLC HOSPITAL SYSTEM			1	100%	1
COVENANT HEALTH		1			1
CLUB HEALTH AND REHABILITATION CENTER, THE		1			1
ADVANCED URGENT CARE PLLC		1			1
BEAUMONT HOSPITAL, GROSSE POINTE			1	100%	1
BASCOM PALMER-MICRO LAB			1	100%	1
ARNOLD PALMER HOSPITAL LAB POCT		1			1
Medilodge of Montrose		1			1
PARK AVENUE DERMATOLOGY NORTH			1	100%	1
AFFILIATED LABORATORIES INC			1	100%	1
Shoreline Care Center			1	100%	1
MEDEXPRESS URGENT CARE-WILKINS TOWNSHIP, WILLIAM PENN HIGHWAY		1			1
LAWRENCE GENERAL HOSPITAL			1	100%	1
NEVADA DEPARTMENT OF HEALTH AND HUMAN SERVICES			1	100%	1
SACRED HEART HEALTH SYSTEM- MIDWIFE PROGRAM			1	100%	1
TRAVIS LEE THOMPSON MD			1	100%	1
HOWELL BRANCH COURT			1	100%	1
ACCESS MEDICAL GROUP OF TAMPA INC			1	100%	1
TULANE MEDICAL CENTER			1	100%	1
BIOMAT ORLANDO		1			1
PORT ORANGE NURSING & REHAB			1	100%	1
Redwood Springs Healthcare			1	100%	1
ROYAL OAK MEDICAL CENTER LLC DBA CHARACTER FAMILY			1	100%	1
NORTH RIVER FAMILY HEALTH CENTER			1	100%	1
SAN JOSE CLINIC		1			1
LABORATORIO BUENA SALUD			1	100%	1
ATHENA PLASTIC SURGERY		1			1
JOSHUA E CHESIR MD		1			1
HEALTHPARK MEDICAL CTR NURSING SVC		1			1
PELICAN STATE OUTPATIENT CENTER			1	100%	1
JS HEALTHCARE			1	100%	1
COBLESKILL REGIONAL HOSPITAL		1			1
TMH CANCER CENTER LABORATORY			1	100%	1
EAST FL CORE LAB			1	100%	1
BUFFALO VAMC			1	100%	1
MEMORIAL HEALTHCARE SYSTEM			1	100%	1
SOUTHWEST ORLANDO FAMILY MEDICINE, PL			1	100%	1
RAMBAM URGENT CARE			1	100%	1
ASSOCIATED MD			1	100%	1
SUPERKIDS PEDIATRICS			1	100%	1
PINNACLE DIALYSIS		1			1
MEMORIAL HOSPITAL - BELLEVILLE			1	100%	1
ADVENT HEALTH MEDICAL GROUP- FAMILY MEDICINE AT DR. PHILIPS			1	100%	1
STEWART MEDICAL GROUP INC			1	100%	1
FLORIDA SCHOOL FOR THE DEAF AND THE BLIND			1	100%	1

COVID-19: testing by laboratory

Data through Dec 14, 2020 verified as of Dec 15, 2020 at 09:25 AM

Data in this report are provisional and subject to change.

The numbers in the table below represent the number of Florida and non-Florida residents for whom test results were received by the Department of Health. A person can be tested by more than one laboratory and can have both positive and negative results. **Therefore, the sum of the numbers in each column will be larger than the total number of people tested.**

Reporting lab	Inconclusive	Negative	Positive	Percent positive	Total
ARDEN COURTS OF PALM HARBOR			1	100%	1
NIBHA MEDIRATTA MD PL			1	100%	1
CARTERSVILLE MEDICAL CENTER			1	100%	1
ST CLOUD COMPOUNDING PHARMACY & WELLNESS CENTER		1			1
DIAGNOSTIC & MEDICAL SPECIALISTS OF GREENWICH		1			1
OHIOHEALTH URGENT CARE			1	100%	1
MEDEXPRESS URGENT CARE - LITTLE ROCK		1			1
NEW YORK CITY DEPARTMENT OF HEALTH			1	100%	1
ST. PETERSBURG PEDIATRICS- 38TH AVENUE			1	100%	1
SIGNATURE CARE COLLEGE STATION			1	100%	1
MORGAN STANELY HEALTH CENTER		1			1
MOBILE RESPONSE DIAGNOSTICS LLC		1			1
PROVIDENCE ST PETER HOSPITAL		1			1
KANSAS CITY VA MEDICAL CENTER			1	100%	1
LADY OF THE SEA HOSPITAL LAB			1	100%	1
PREMIER URGENT CARE CENTER LLC			1	100%	1
CVS HEALTH, #2043		1			1
VETERANS AFFAIRS MEDICAL CENTER - EAST ORANGE			1	100%	1
DERMDX, DIV OF AURORA DIAGNOSTICS/BERNHARDT LAB		1			1
Monument Health Strugis Care Center		1			1
DEPARTMENT OF HEALTH/ NEW YORK			1	100%	1
HEALTH ALLIANCE			1	100%	1
Lutheran Community at Telford		1			1
TAMPA INTERNATIONAL AIRPORT			1	100%	1
WINSHIPS PHARMACY INC		1			1
CATHEDRAL GERONTOLOGY CENTER DBA CATHEDRAL CARES			1	100%	1
BRIDGE DIAGNOSTICS			1	100%	1
CAREHERE LLC			1	100%	1
BAYCARE OUTREACH LAB WH SOUTH			1	100%	1
HALIFAX HEALTH PRIMARY CARE			1	100%	1
TITUSVILLE REHABILITATION AND NURSING CENTER		1			1
SANTA MONICA CA-UCLA MC			1	100%	1
MEDEXPRESS URGENT CARE - STAUNTON		1			1
HOUSTON METHODIST HOSPITAL			1	100%	1
MINUTECLINIC, LLC		1			1
SOLARIS HEALTHCARE PLANT CITY		1			1
CLINICAL TRIALS OF TAMPA LLC		1			1
NEW YORK PRESBYTERIAN HOSPITAL			1	100%	1
BAYFRONT HEALTH - CONVENIENT CARE NORTHEAST			1	100%	1
HARBOR BEACH NURSING AND REHABILITATION CENTER			1	100%	1
CHILDRENS SPECIALIST PEDIATRIC PULMMOLOGY &			1	100%	1
West Bay of Tampa Center			1	100%	1
MEDSTAR HEALTH URGENT CARE			1	100%	1
Senatobia Healthcare & Rehab		1			1
KEY TRAINING CENTER			1	100%	1
STAMFORD HOSPITAL			1	100%	1
PULSE MEDICAL GROUP INC			1	100%	1

COVID-19: testing by laboratory

Data through Dec 14, 2020 verified as of Dec 15, 2020 at 09:25 AM

Data in this report are provisional and subject to change.

The numbers in the table below represent the number of Florida and non-Florida residents for whom test results were received by the Department of Health. A person can be tested by more than one laboratory and can have both positive and negative results. **Therefore, the sum of the numbers in each column will be larger than the total number of people tested.**

Reporting lab	Inconclusive	Negative	Positive	Percent positive	Total
HOLMES COUNTY HEALTH DEPARTMENT			1	100%	1
ESOTERIC LAB			1	100%	1
PENSACOLA PATHOLOGY		1			1
SMITH NORTHVIEW HOSPITAL LAB			1	100%	1
UNIVERSITY OF NORTH CAROLINA HOSPITALS			1	100%	1
THOMAS HOSPITAL			1	100%	1
NEW ERA HEALTH CENTER INC		1			1
CAREWELL 203			1	100%	1
CHI ST. LUKE'S HEALTH BCM MEDICAL CENTER			1	100%	1
MEDEXPRESS URGENT CARE-KATY		1			1
MOUNT SINAI MEDICAL CENTER OF FLORIDA, INC			1	100%	1
VAULT MEDICAL SERVICES			1	100%	1
UCH LAB			1	100%	1
ARCADIA DIALYSIS CENTER			1	100%	1
COVID TESTING LLC			1	100%	1
HALEYVILLE HEALTH CARE CENTER		1			1
SOUTH LAKE FAMILY HEALTH CENTER			1	100%	1
SOUTHWOOD NURSING & RETIREMENT CENTER		1			1
MOORE CLINICAL RESEARCH INC			1	100%	1
EAST TENNESSEE STATE UNIVERSITY		1			1
Florence Home		1			1
RHODE ISLAND DEPARTMENT OF HEALTH LABORATORIES			1	100%	1
Mercy Manor Transition Center			1	100%	1
HENRICO DOCTOR'S LABORATORY			1	100%	1
IVAN, MAYA			1	100%	1
LAKE COMMUNITY ACTION AGENCY		1			1
PALM BEACH COUNTY HEALTH DEPT.			1	100%	1
TAMPA URGENT CARE			1	100%	1
SIMEDHEALTH LLC		1			1
NORTH SHORE MEDICAL CENTER - SALEM HOSPITAL			1	100%	1
BRUCE S WEST MD			1	100%	1
DUKE UNIVERSITY POINT OF CARE TESTING PROGRAM			1	100%	1
GIFFORD MEMORIAL HOSPITAL		1			1
URGENT CARE COASTAL GA			1	100%	1
PARK AVENUE PEDIATRICS PC		1			1
ACCESS HEALTH CARE PHYSICIANS			1	100%	1
BAPTIST HOSPITAL OF MIAMI MCI BROWARD LABORATORY			1	100%	1
WALKONCLINIC			1	100%	1
TITUS REGIONAL MEDICAL CENTER			1	100%	1
CHIEFLAND MEDICAL CENTER			1	100%	1
OCALA REGIONAL KIDNEY CENTER EAST			1	100%	1
PARTNERS IN PRIMARY CARE		1			1
BL DIAGNOSTICS LLC			1	100%	1
Signature Healthcare of Georgetown		1			1
ST. VINCENT HOSPITAL			1	100%	1
GRAND VILLA OF DUNEDIN			1	100%	1
COMMUNITY MEDICAL CENTER-ORANGE CITY		1			1

COVID-19: testing by laboratory

Data through Dec 14, 2020 verified as of Dec 15, 2020 at 09:25 AM

Data in this report are provisional and subject to change.

The numbers in the table below represent the number of Florida and non-Florida residents for whom test results were received by the Department of Health. A person can be tested by more than one laboratory and can have both positive and negative results. **Therefore, the sum of the numbers in each column will be larger than the total number of people tested.**

Reporting lab	Inconclusive	Negative	Positive	Percent positive	Total
TEVAPHARM			1	100%	1
REEVES COUNTY HOSPITAL DISTRICT			1	100%	1
UNIVERSITY OF BALTIMORE WASHINGTON MEDICAL CENTER			1	100%	1
PARRISH MEDICAL GROUP			1	100%	1
CYPRESS VILLAGE REHAB CENTER		1			1
CARESOUTH HHA HOLDINGS OF THE TREASURE COAST LLC			1	100%	1
The Pines at Poughkeepsie Center for Nursing and Rehabilitation		1			1
BOULDER COMMUNITY HOSPITAL			1	100%	1
ATHENS LIMESTONE HOSPITAL		1			1
EASTERN FLORIDA STATE COLLEGE – PALM BAY CAMPUS□			1	100%	1
BEEHIVE HOMES OF GULF BREEZE		1			1
BIOMAT USA			1	100%	1
WHITE-WILSON MEDICAL CENTER - FORT WALTON BEACH			1	100%	1
DISCOVERY AT HOME, LLC			1	100%	1
WEST COAST CLINICAL LABS INC			1	100%	1
AUGUSTA HEALTH CLINICAL LABORATORY			1	100%	1
CARESPOT - LEE VISTA			1	100%	1
Rio Grande City Nursing and Rehab Center			1	100%	1
OCALA FAMILY MEDICAL CENTER		1			1
WILTON MANORS HEALTH & REHABILITATION CENTER			1	100%	1
LAKE BALDWIN			1	100%	1
ALLIANCE LABORATORY SERVICES			1	100%	1
MEDEXPRESS URGENT CARE - ROSS TOWNSHIP		1			1
HOUSTON DEPARTMENT OF HEALTH AND HUMAN SERVICES			1	100%	1
HARRIS URGENT CARE CENTER			1	100%	1
CLERMONT PEDIATRICS, PA			1	100%	1
CLINCLOUD, LLC			1	100%	1
NATION'S BEST CARE HOME HEALTH			1	100%	1
CARE CENTERS OF NASSAU, LLC - HENDRICKS RD		1			1
MEMORIALCARE LONG BEACH MEDICAL CENTER			1	100%	1
NEMOURS CHILDRENS PRIMARY CARE			1	100%	1
UMASS MEMORIAL MEDICAL CENTER, INC		1			1
Avera Sr. James Care Center		1			1
FAIRVIEW SOUTHDALE			1	100%	1
MEMORIAL HERMANN HOSPITAL			1	100%	1
MEDICAL ASSOCIATES OF BREVARD LLC		1			1
ADVENTHEALTH PHYSICIAN GROUP – APPLEWOOD			1	100%	1
BOLLES SCHOOL, THE			1	100%	1
MEDCARE QUALITY MEDICAL CENTER LLC			1	100%	1
NEMOURS CHILDREN’S PRIMARY CARE			1	100%	1
HEALTH AND WELLNESS CENTER			1	100%	1
CLINICAL LABORATORY		1			1
LOUISIANA STATE LAB			1	100%	1
HERNANDO COUNTY HEALTH DEPT			1	100%	1
QUEST DIAGNOSTICS CLINICAL LABORATORIES INC		1			1
INTERMOUNTAIN MEDICAL CENTER			1	100%	1
EXCEL URGENT CARE OF NJ			1	100%	1

COVID-19: testing by laboratory

Data through Dec 14, 2020 verified as of Dec 15, 2020 at 09:25 AM

Data in this report are provisional and subject to change.

The numbers in the table below represent the number of Florida and non-Florida residents for whom test results were received by the Department of Health. A person can be tested by more than one laboratory and can have both positive and negative results. **Therefore, the sum of the numbers in each column will be larger than the total number of people tested.**

Reporting lab	Inconclusive	Negative	Positive	Percent positive	Total
COOPER CLINIC			1	100%	1
DORAL KIDNEY CENTER			1	100%	1
ALLEGHENY GENERAL HOSPITAL			1	100%	1
FALKVILLE HEALTHCARE		1			1
FLORIDA DEPARTMENT OF HEALTH IN LEE COUNTY			1	100%	1
OMAHA VA MEDICAL CENTER			1	100%	1
MEDICAL PAVILION CLINIC			1	100%	1
CITRONELLE HEALTH AND REHABILITATION CENTER		1			1
MID-FLORIDA PATHOLOGY LLC - MOBILE UNIT # 3			1	100%	1
LRGHEALTHCARE		1			1
NDX-CORE LAB			1	100%	1
Dulles Health and Rehab Center		1			1
HEALTH CARE SERVICES LC			1	100%	1
TEXAS HEALTH ARLINGTON MEMORIAL		1			1
NORTHCREST MEDICAL CENTER			1	100%	1
LAKE CONWAY URGENT CARE LLC		1			1
SMITH KLINE			1	100%	1
ADVENT HEALTH APOPKA		1			1
ENCOMPASS HEALTH HOME HEALTH		1			1
STANFORD HEALTH CARE ANATOMIC PATHOLOGY & CLINICAL LAB			1	100%	1
LAKEWOOD RANCH MEDICAL CENTER CLINICAL LAB			1	100%	1
MOUNT SINAI COMPREHENSIVE CANCER CENTER			1	100%	1
DEACONESS URGENT CARE CENTER			1	100%	1
ASCENSION ST VINCENT'S - WESTSIDE			1	100%	1
HEALTH FIRST MEDICAL GROUP LLC			1	100%	1
DAVITA DIALYSIS-NORTH			1	100%	1
SOUTHERN WINDS			1	100%	1
TALLAHASSEE PRIMARY CARE ASSOCIATES PA			1	100%	1
PRIMEX CLINICAL LABORATORIES INC			1	100%	1
CARENOW URGENT CARE-WEST END		1			1
LEXINGTON PLACE SENIOR LIVING COMMUNITY		1			1
MAYO CLINIC OUTPATIENT DIALYSIS CENTER			1	100%	1
CEPERO PEDIATRICS PA			1	100%	1
FHPG_EXP CARE W HILLSBOROUGH			1	100%	1
Hampton Court Nursing and Rehabilitation Center			1	100%	1
Caldwell Care		1			1
Manorcare Health Services West Reading North		1			1
MEDEXPRESS URGENT CARE - RICHMOND, W BROAD ST		1			1
OAK HAVEN REHAB AND NURSING CENTER			1	100%	1
Avante at Orlando		1			1
UNIVERSITY OF MARYLAND PATHOLOGY ASSOCIATES			1	100%	1
BAPTIST HEALTH EXPRESS CARE			1	100%	1
PHYSICIANS URGENT CARE			1	100%	1
MINUTECLINIC DIAGNOSTIC OF NEW MEXICO LLC #7552		1			1
SILVERMAN			1	100%	1
NEMOURS CHILDRENS PRIMARY CARE OVIEDO			1	100%	1
OCHSNER MEDICAL CENTER			1	100%	1

COVID-19: testing by laboratory

Data through Dec 14, 2020 verified as of Dec 15, 2020 at 09:25 AM

Data in this report are provisional and subject to change.

The numbers in the table below represent the number of Florida and non-Florida residents for whom test results were received by the Department of Health. A person can be tested by more than one laboratory and can have both positive and negative results. **Therefore, the sum of the numbers in each column will be larger than the total number of people tested.**

Reporting lab	Inconclusive	Negative	Positive	Percent positive	Total
RENFREW CENTERS INC		1			1
DOCTORS CARE – GREER		1			1
BOND COUNTY HEALTH DEPARTMENT			1	100%	1
CARESPOT EXPRESS HEALTHCARE BOYNTON BEACH			1	100%	1
PANCARE HEALTH GULF COUNTY			1	100%	1
Crowne Place Assisted Living		1			1
TMH PHYSICIAN PARTNERS QUINCY			1	100%	1
MISSION HOSPITAL			1	100%	1
JACKSONVILLE STATEFL			1	100%	1
CVS MINUTE CLINIC			1	100%	1
CONSOLIDATED			1	100%	1
INTEGRATED FAMILY MEDICAL CENTER			1	100%	1
MEMORIAL HERMANN SOUTHWEST HOSPITAL			1	100%	1
CARSON NURSING AND REHABILITATION CENT		1			1
MEDAC AT PORTERS NECK			1	100%	1
MERITER LABORATORIES			1	100%	1
BAPTIST HOSPITAL LABORATORY			1	100%	1
FAMILY MEDICINE AT WINTER PARK			1	100%	1
COLLINS NURSING HOME		1			1
PHYSICIAN ASSOCIATES, LLC			1	100%	1
INTERNAL MEDICINE GROUP OF CENTRAL FLORIDA			1	100%	1
STONECREST MEDICAL CENTER		1			1
MEDEXPRESS URGENT CARE NORWIN		1			1
MINUTECLINIC DIAGNOSTIC OF MICHIGAN		1			1
REGIONAL MEDICAL LABORATORY			1	100%	1
GWINNETT MEDICAL CENTER			1	100%	1
CVS HEALTH, #5962		1			1
CAROLINAS HEALTHCARE SYSTEM LAB			1	100%	1
DOCTORS HOSPITAL OF LAREDO			1	100%	1
SANTA ROSA PEDIATRICS			1	100%	1
DSI LABORATORIES-NAPLES-7TH			1	100%	1
MEMORIAL HEALTH SYSTEM		1			1
HIBISCUS COURT			1	100%	1
REGIONAL MEDICAL CENTER BAYONET POINT			1	100%	1
EASTSIDE MEDICAL CLINIC		1			1
Southwest Louisiana Veterans Home			1	100%	1
HAMILTON CI MAIN UNIT ANNEX/ WORK CAMP			1	100%	1
DOYLESTOWN HOSPITAL			1	100%	1
ANY LAB TEST FAST CORP			1	100%	1
Carington Park			1	100%	1
COLONIAL VILLA GOOD SAMARITAN CENTER		1			1
HAWKEYE CARE CENTER DUBUQUE		1			1
HERNANDO CHILDREN'S			1	100%	1
EDGAR PRICE FAMILY & CHILDREN HEALTHCARE CENTER			1	100%	1
ST LUKES SURGICAL AT THE VILLAGES INC			1	100%	1
LAS PALMAS MEDICAL CENTER			1	100%	1
COMMUNITY			1	100%	1

COVID-19: testing by laboratory

Data through Dec 14, 2020 verified as of Dec 15, 2020 at 09:25 AM

Data in this report are provisional and subject to change.

The numbers in the table below represent the number of Florida and non-Florida residents for whom test results were received by the Department of Health. A person can be tested by more than one laboratory and can have both positive and negative results. **Therefore, the sum of the numbers in each column will be larger than the total number of people tested.**

Reporting lab	Inconclusive	Negative	Positive	Percent positive	Total
HSRE-ASL CASSELBERRY TRS, LLC			1	100%	1
SOUTHWEST REGIONAL PCR LABORATORY			1	100%	1
ACCESS LABORATORIES LLC			1	100%	1
CHATSWORTH ASSISTED LIVING COMMUNITY AT PGA NATIONAL			1	100%	1
WILMINGTON NURSING AND REHAB			1	100%	1
WIREGRASS MEDICAL CENTER			1	100%	1
NORWALK HOSPITAL			1	100%	1
Seal Rock Healthcare		1			1
FULGENT GENETICS HOUSTON		1			1
NORTH FLORIDA MEDICAL CENTERS INC		1			1
MINUTECLINIC, DIAGNOSTIC OF TEXAS, LLC		1			1
GRAND VILLA OF PINELLAS PARK			1	100%	1
DESERT HOSPITAL/CPHU CLINICAL LABORATORY			1	100%	1
LAKEVIEW HEALTH CARE SYSTEM LLC			1	100%	1
POUDRE VALLEY HOSPITAL			1	100%	1
CYPRESS CREEK MEDICAL CENTER			1	100%	1
QUALITY LAB			1	100%	1
ADVANCED MEDICAL LABORATORIES (AML)			1	100%	1
LONGWOOD PEDIATRICS LLC			1	100%	1
LINCOLN MEDICAL CENTER		1			1
LAKE LURE HEALTH CENTER			1	100%	1
ADVENTHEALTH MEDICAL GROUP FAMILY AND INTERNAL			1	100%	1
WESTOX LABS		1			1
FRESENIUS SOUTH FORT MYERS		1			1
CLEVELAND HEARTLAB			1	100%	1
MEDEXPRESS URGENT CARE - HOT SPRINGS		1			1
TRUMAN MEDICAL CENTER - HOSPITAL HILL			1	100%	1
ALPHA CLINICAL LABORATORY CORP.			1	100%	1
FLORIDA DEPARTMENT OF HEALTH (FDOH)			1	100%	1
PASCO COUNTY HEALTH DEPARTMENT			1	100%	1
Villa Maria			1	100%	1
CLIFTON-FINE HOSPITAL LABORATORY		1			1
HILTON HEAD HOSPITAL/INPATIENT			1	100%	1
Bolingreen Health and Rehabilitation		1			1
MEDEXPRESS URGENT CARE - WHEELING		1			1
MINUTECLINIC DIAGNOSTIC MEDICAL GROUP		1			1
SIGNATURE CARE MEMORIAL CITY			1	100%	1
FLORIDA DEPARTMENT OF HEALTH SEMINOLE COUNTY		1			1
PALMA CEIA MED GROUP-SWANN		1			1
SKY RIDGE MEDICAL CENTER - MICRO			1	100%	1
SHAMRA MEDICAL LABORATORY			1	100%	1
ST JOSEPHS HOSPITAL SOUTH HOSPITAL			1	100%	1
BRANDON OUTREACH CLINIC			1	100%	1
PROGRESS PHARMACY INC			1	100%	1
HOLY FAMILY MEDICAL CENTER		1			1
MAYO CLINIC BEACHES PRIMARY CARE CTR		1			1
MANSFIELD MEDICAL LODGE			1	100%	1

COVID-19: testing by laboratory

Data through Dec 14, 2020 verified as of Dec 15, 2020 at 09:25 AM

Data in this report are provisional and subject to change.

The numbers in the table below represent the number of Florida and non-Florida residents for whom test results were received by the Department of Health. A person can be tested by more than one laboratory and can have both positive and negative results. **Therefore, the sum of the numbers in each column will be larger than the total number of people tested.**

Reporting lab	Inconclusive	Negative	Positive	Percent positive	Total
FIU HEALTH CARE CENTER			1	100%	1
MARYLAND DEPARTMENT OF HEALTH AND MENTAL HYGIENE-LABORATORIES			1	100%	1
ALTA BATES SUMMIT MEDICAL CENTER CLINICAL LAB			1	100%	1
ST. JOHN HOSPITAL & MEDICAL CENTER			1	100%	1
Gulfport Rehabilitation Center			1	100%	1
GAMMA HEALTHCARE, INC		1			1
FLORIDA KEYS PED AND ADOLES CTR			1	100%	1
TITUSVILLE CENTER FOR SURGICAL EXCELLENCE LLC		1			1
MID-FLORIDA PATHOLOGY LLC		1			1
SENIOR LIVING IV SUN CITY LLC		1			1
GADSDEN FAMILY PRACTICE		1			1
INSPIRE HEALTHCARE CENTER			1	100%	1
SIGNATURE CARE MIDLAND			1	100%	1
FRESENIUS KIDNEY CARE FORT WALTON BEACH			1	100%	1
NABI		1			1
SOUTHERN HILLS MEDICAL CENTER			1	100%	1
AVERA ST. MARY'S HOSPITAL			1	100%	1
WALGREENS #5130			1	100%	1
ADVENTHEALTH CENTRA CARE PONCIANA			1	100%	1
ADVANCE HEALTH AND WELLNESS SOLUTIONS			1	100%	1
MEDEXPRESS URGENT CARE- FORT WORTH N T		1			1
MEDEXPRESS URGENT CARE - WEIRTON		1			1
Washington County Nursing H0me			1	100%	1
BIOMERIEUX			1	100%	1
LABRADOR PRIMARY CARE CENTER			1	100%	1
MEDEXPRESS URGENT CARE-PETERS TWP		1			1
SMA BEHAVIORAL HEALTH SERVICES INC		1			1
CARE POINT HEALTH AND WELLNESS CENTER		1			1
FHPG SURGICAL ASSOCIATES OF EAST PASCO			1	100%	1
HARDEE COUNTY FIRE RESCUE		1			1
MIDDLEBURG PEDIATRICS			1	100%	1
ANDREWS INSTITUTE AMBULATORY SURGERY CENTER		1			1
PHYSICIANS REGIONAL MEDICAL CTR - COLLIER BLVD			1	100%	1
Ramsey Village		1			1
SOUTH FLORIDA BAPTIST HOSPITAL			1	100%	1
MERCYONE DES MOINES MEDICAL CENTER			1	100%	1
ALLIED PHYSICIANS GROUP		1			1
USC VERDUGO HILLS HOSPITAL			1	100%	1
IRA FIALKO DO			1	100%	1
WOODLAND TOWERS			1	100%	1
Harbert Hills Academy Nursing Home		1			1
MILFORD REGIONAL HOSPITAL			1	100%	1
CLAYMED OF NORTH FLORIDA			1	100%	1
Waters of Covington		1			1
SPINE & PAIN CONSULTANT PLLC		1			1
Lab MSMC Hialeah			1	100%	1
Heritage Health of Peru			1	100%	1

COVID-19: testing by laboratory

Data through Dec 14, 2020 verified as of Dec 15, 2020 at 09:25 AM

Data in this report are provisional and subject to change.

The numbers in the table below represent the number of Florida and non-Florida residents for whom test results were received by the Department of Health. A person can be tested by more than one laboratory and can have both positive and negative results. **Therefore, the sum of the numbers in each column will be larger than the total number of people tested.**

Reporting lab	Inconclusive	Negative	Positive	Percent positive	Total
Lanier Rehab			1	100%	1
MEDEXPRESS URGENT CARE - FREDERICK		1			1
RIVERSIDE METHODIST HOSPITAL LAB			1	100%	1
MIDWAY SPECIALTY CARE CENTER INC		1			1
COMMUNITY PHYSICIANS OF NORTH PORT PA			1	100%	1
DEL PRADO MEDICAL CENTER, INC		1			1
PEDIATRIC ASSOCIATES - DORAL			1	100%	1
MDS PHARMA SERVICES		1			1
ILLINOIS DEPT OF PUBLIC HEALTH LABS			1	100%	1
DE TAR HOSPITAL			1	100%	1
BROOKSHIRE, THE			1	100%	1
Heartland of Perrysburg		1			1
HACKENSACK UNIVERSITY MEDICAL CENTER		1			1
ADVENTHEALTH MEDICAL GROUP COMMUNITY MEDICINE			1	100%	1
CONVENIENT MEDICAL AND HEALTH SERVICES			1	100%	1
Community Compassion Center of Batesville			1	100%	1
TREASURE COAST PRIMARY CARE		1			1
ABSOLUTE GENOMICS			1	100%	1
441 URGENT CARE CENTER - BROWNWOOD			1	100%	1
MORNINGSIDE NURSING AND REHABILITATION		1			1
KINGWOOD EMERGENCY HOSPITAL			1	100%	1
STEWART FLORIDA ALF, INC			1	100%	1
ADULT MEDICINE OF LAKE COUNTY INC			1	100%	1
PCR DIAGNOSTICS			1	100%	1
SANTA CLARA VALLEY MEDICAL CENTER			1	100%	1
DOCTORS CARE OF PALM COAST			1	100%	1
ACCURATE HEALTH SERVICES CORP			1	100%	1
RIVERSIDE MEDICAL CENTER		1			1
FLAGLER PROFESSIONAL HEALTH CARE SERVICES INC		1			1
DUKE HEALTH REGIONAL HOSPITAL			1	100%	1
CHP COVID-19 (TX)			1	100%	1
CARESPOT URGENT CARE		1			1
FAMILY PRACTICE ASSOCIATES		1			1
UHEALTH CORAL SPRINGS			1	100%	1
DIVERSICARE OF BIG SPRINGS		1			1
FRESENIUS MEDICAL CARE			1	100%	1
RHODE ISLAND DEPARTMENT OF HEALTH			1	100%	1
WEST DADE PEDIATRICS			1	100%	1
MID FLORIDA COMMUNITY SERVICES			1	100%	1
MED TECH SERVICES OF PALM BEACH INC		1			1
UPSON REGIONAL MEDICAL CENTER			1	100%	1
MEMORIAL HEALTH UNIVERSITY MEDICAL CENTER			1	100%	1
CONSULATE HEALTH CARE OF VERO BEACH			1	100%	1
BAHIA OAKS LODGE		1			1
YOUR HEALTH PEDIATRICS			1	100%	1
TERRELL URGENT CARE			1	100%	1
ELEMENTS PHARMACY			1	100%	1

COVID-19: testing by laboratory

Data through Dec 14, 2020 verified as of Dec 15, 2020 at 09:25 AM

Data in this report are provisional and subject to change.

The numbers in the table below represent the number of Florida and non-Florida residents for whom test results were received by the Department of Health. A person can be tested by more than one laboratory and can have both positive and negative results. **Therefore, the sum of the numbers in each column will be larger than the total number of people tested.**

Reporting lab	Inconclusive	Negative	Positive	Percent positive	Total
BLUEWATER TOXICOLOGY			1	100%	1
SEASONS HOSPICE AND PALLIATIVE CARE OF			1	100%	1
MEDICAL CENTER OF CENTRAL GEORGIA			1	100%	1
EMERGENCY CARE SERVICES LAB AT JFK MEDICAL CENTER			1	100%	1
USCG SECTOR ST PETE		1			1
TAMPA GENERAL MEDICAL GROUP LABORATORY HEALTHPARK			1	100%	1
MALUHIA		1			1
Trucare Living Centers - Columbus		1			1
Eddy Memorial Geriatric Center		1			1
Portsmouth Health and Rehab			1	100%	1
AMERICAN HEALTH ASSOCIATES INC			1	100%	1
DEPARTMENT OF HEALTH AND ENVIRONMENTAL CONTROL			1	100%	1
NFRC CLINICAL LAB			1	100%	1
WAKULLA COUNTY HEALTH DEPARTMENT		1			1
SOUTHEAST MISSOURI HOSPITAL		1			1
MEA PRIMARY CARE PLUS BYRAM			1	100%	1
ALL CARE URGENT CARE			1	100%	1
MINUTECLINIC DIAGNOSTIC OF VIRGINIA		1			1
BAPTIST EMERGENCY HOSPITAL KELLY			1	100%	1
PROGRESSIVE MEDICAL LAB LLC			1	100%	1
BRIGHAM AND WOMEN'S HOSPITAL			1	100%	1
CVA MINUTE CLINIC DIAGNOSTIC OF VIRGINIA, LLC		1			1
VILLAGES HEALTH SYSTEM, LLC, THE			1	100%	1
The Evangelical Lutheran Good Samaritan Society Prescott Village		1			1
BRANDON REGIONAL EMERGENCY CTR			1	100%	1
MEDEXPRESS URGENT CARE PORT HURON		1			1
ADVENTHEALTH HOSPICE CARE CENTRAL FLORIDA		1			1
WATERBURY HOSPITAL REFERENCE LAB			1	100%	1
LP ELIZABETHTON		1			1
STARLING AT NOCATEE			1	100%	1
PREMIER FAMILY AND SPORTS MEDICINE LLC			1	100%	1
FLORIDA DIGESTIVE AND LIVER SPECIALISTS			1	100%	1
MEDICAL ARTS LABORATORY			1	100%	1
MEDEXPRESS URGENT CARE - WEXFORD		1			1
Brio of Johnston		1			1
ADVANCED MEDICAL RESEARCH CENTER LLC			1	100%	1
OCCUPATIONAL HEALTH CENTER		1			1
CLINIC OF PEDIATRICS & GI MEDICINE INC			1	100%	1
SHARON REGIONAL MEDICAL CENTER			1	100%	1
DIGNITY HEALING LLC			1	100%	1
Village Crest Center for Health & Rehabilitation		1			1
BEAUFORT MEMORIAL			1	100%	1
ROAN MOUNTAIN MEDICAL CENTER			1	100%	1
THE CHILDREN'S HOSPITAL OF PHILADELPHIA		1			1
FLORIDA PEDIATRIC GROUP PA			1	100%	1
CALIFORNIA DIVISION OF COMMUNICABLE DISEASE CONTROL			1	100%	1
VA OUTPATIENT PHARMACY			1	100%	1

COVID-19: testing by laboratory

Data through Dec 14, 2020 verified as of Dec 15, 2020 at 09:25 AM

Data in this report are provisional and subject to change.

The numbers in the table below represent the number of Florida and non-Florida residents for whom test results were received by the Department of Health. A person can be tested by more than one laboratory and can have both positive and negative results. **Therefore, the sum of the numbers in each column will be larger than the total number of people tested.**

Reporting lab	Inconclusive	Negative	Positive	Percent positive	Total
ROSEMONT GARDENS INC		1			1
URGENT CARE OF FORT LAUDERDALE INC			1	100%	1
CLAY PRIMARY & FAMILY CARE LLC			1	100%	1
NORTH SHORE HEMATOLOGY-ONCOLOGY ASSOCI		1			1
STEPHENS COUNTY HOSPITAL			1	100%	1
BOONE DRUG & HEALTHCARE AT DEERFIELD			1	100%	1
CARESPOT - OCOEE			1	100%	1
LIFELINK TRANSPLANT INSTITUTE LAB			1	100%	1
WELLINGTON REGIONAL MEDICAL CENTER			1	100%	1
ST JOHNS EPISCOPAL HOSPITAL SOUTH SHORE		1			1
DOCTORS EXPRESS OF ST PETERSBURG			1	100%	1
ADVENT HEALTH - OWASA			1	100%	1
NONA MEDICAL ARTS		1			1
Tremont Health & Rehabilitation Center		1			1
CVS HEALTH, #1994		1			1
PINELLAS CHD - CLEARWATER			1	100%	1
DAVENPORT PEDIATRICS CLERMONT PA		1			1
ST GERARD'S COMMUNITY OF CARE		1			1
TREASURE COAST MEDICAL CONCIERGE LLC			1	100%	1
ST. MICHAEL'S ELITE HOSPITAL			1	100%	1
GRAND VIEW HOSPITAL			1	100%	1
MIAMI-DADE COUNTY HEALTH DEPT.		1			1
WALGREENS #01398			1	100%	1
NEMOURS CHILDRENS PRIMARY CARE CLERMONT			1	100%	1
AFFINITY URGENT CARE			1	100%	1
THE MEDICAL CENTER AT BOWLING GREEN			1	100%	1
CULVER CITY URGENT CARE			1	100%	1
UNIVERSITY OF IOWA HOSPITALS & CLINICS			1	100%	1
MAYO CLINICAL LABORATORIES		1			1
Cornerstone at the Ranch		1			1
Douglas County Health Center		1			1
MARTIN MEDICAL CENTER INC		1			1
HEALTHCARE FOR THE HOMELESS			1	100%	1
LAKE PEDIATRICS			1	100%	1
SOUTHWEST FLORIDA DIVISION LAB			1	100%	1
MARYLAND DEPARTMENT OF HEALTH AND MENTAL HYGIENE			1	100%	1
CSL PLASMA LAB			1	100%	1
MCH PHYSICIANS GROUP			1	100%	1
Valley Center (WV)			1	100%	1
INFECTION CONTROL DEPT			1	100%	1
ROYAL PALM MEDICAL GROUP, INC		1			1
Harris Hill Nursing Facility		1			1
FLORIDA CLINICAL RESEARCH CENTER, LLC			1	100%	1
CAREWELL URGENT CARE FITCHBURG			1	100%	1
QUALITY CLINICAL LAB LLC			1	100%	1
Integrity Healthcare of Carbondale			1	100%	1
LEGACY AT HIGHWOODS PRESERVE		1			1

COVID-19: testing by laboratory

Data through Dec 14, 2020 verified as of Dec 15, 2020 at 09:25 AM

Data in this report are provisional and subject to change.

The numbers in the table below represent the number of Florida and non-Florida residents for whom test results were received by the Department of Health. A person can be tested by more than one laboratory and can have both positive and negative results. **Therefore, the sum of the numbers in each column will be larger than the total number of people tested.**

Reporting lab	Inconclusive	Negative	Positive	Percent positive	Total
AVALON FAMILY RESORT ASSISTED LIVING LLC		1			1
MADISON AT OVIEDO			1	100%	1
FAYETTE MEDICAL CENTER LAB		1			1
MEDEXPRESS URGENT CARE - OMAHA N 72 ST		1			1
ADVANCED URGENT CARE OF MARATHON			1	100%	1
ADVENTHEALTH IMAGING LAKE NONA			1	100%	1
ST. LUKE'S HOSPITAL			1	100%	1
OCALA REGIONAL DIALYSIS- NORTH			1	100%	1
Rosedale Green		1			1
MEDEXPRESS URGENT CARE - BECKLEY CROSS		1			1
NORTHSIDE HOSPITAL DULUTH			1	100%	1
ICARE		1			1
WESTWOOD NURSING & REHAB		1			1
FALMOUTH BY THE SEA			1	100%	1
MID FLORIDA BIOLOGICALS			1	100%	1
NEW ERA COMMUNITY HEALTH CENTER LLC		1			1
ST VINCENT'S AMBULATORY CARE INC			1	100%	1
CRUSADER COMMUNITY HEALTH			1	100%	1
DASCENA LAB			1	100%	1
LIFELINK OF FLORIDA			1	100%	1
SYNERGENE LABORATORY			1	100%	1
LABORATORIO MEDICO CENTRAL CONDOMINO MD			1	100%	1
OLEAN GENERAL HOSPITAL		1			1
Heartland Healthcare Center Boca Raton			1	100%	1
COVID RAPID LABS			1	100%	1
Birmingham Nursing & Rehab Center		1			1
URGENT CARE AND SURGERY CENTER			1	100%	1
LISTENING DOCTOR PLLC, THE			1	100%	1
CHOTA COMMUNITY HEALTH SERVICES		1			1
Life Care Center of Estero			1	100%	1
Thermopolis Rehabilitation Wellness		1			1
PRIMACARE MEDICAL LAKEWOOD			1	100%	1
CLEVELAND CLINIC OHIO LABORATORIES			1	100%	1
JOHNSON & JOHNSON VISION CARE-VISTAKON			1	100%	1
LOPEZ		1			1
Memorial Health Care Center			1	100%	1
HOLLAND COMMUNITY HOSPITAL		1			1
MONMOUTH MEDICALC ENTER		1			1
HEALTH PLUS SUNRISE MEDICAL OFFICE			1	100%	1
REFERENCE LABORATORY			1	100%	1
Signature Healthcare of Savannah		1			1
MEDEXPRESS URGENT CARE - SPRINGDALE, S 40TH STREET		1			1
INDIAN RIVER CLINICAL LABORATORY, INC.		1			1
HORIZON MEDICAL CENTER			1	100%	1
GOSHEN HOSPITAL			1	100%	1
MEDEXPRESS URGENT CARE - BATTLE CREEK		1			1
SANITAS RESEARCH LLC			1	100%	1

COVID-19: testing by laboratory

Data through Dec 14, 2020 verified as of Dec 15, 2020 at 09:25 AM

Data in this report are provisional and subject to change.

The numbers in the table below represent the number of Florida and non-Florida residents for whom test results were received by the Department of Health. A person can be tested by more than one laboratory and can have both positive and negative results. **Therefore, the sum of the numbers in each column will be larger than the total number of people tested.**

Reporting lab	Inconclusive	Negative	Positive	Percent positive	Total
Total	56,279	10,965,359	1,461,780	12%	12,483,418