

COVID-19: summary of cases and monitoring

Data through Dec 13, 2020 verified as of Dec 14, 2020 at 09:25 AM

Data in this report are provisional and subject to change.

Cases: people with positive PCR or antigen test result	
Total cases	1,134,383
Florida residents	1,115,446
Non-Florida residents	18,937
Type of testing	
Florida residents	1,115,446
Positive by BPHL/CDC	42,597
Positive by commercial/hospital lab	1,072,849
PCR positive	991,735
Antigen positive	123,711
Non-Florida residents	18,937
Positive by BPHL/CDC	545
Positive by commercial/hospital lab	18,392
PCR positive	15,107
Antigen positive	3,830
Characteristics	
Florida residents hospitalized	58,269
Florida resident deaths	20,003
Non-Florida resident deaths	268
Hospitalized counts include anyone who was hospitalized at some point during their illness. It does not reflect the number of people currently hospitalized.	
More information on deaths identified through death certificate data is available on the National Center for Health Statistics website at www.cdc.gov/nchs/nvss/vsrr/COVID19/index.htm .	

Cases: people with positive PCR or antigen test result	
Risk factors for Florida residents	
Traveled	10,103
Contact with a known case	426,744
Traveled and contact with a known case	12,593
Neither	666,006
No travel and no contact	140,324
Travel is unknown	371,766
Contact is unknown	265,742
Contact is pending	224,647
Travel can be unknown and contact can be unknown or pending for the same case, these numbers will sum to more than the "neither" total.	

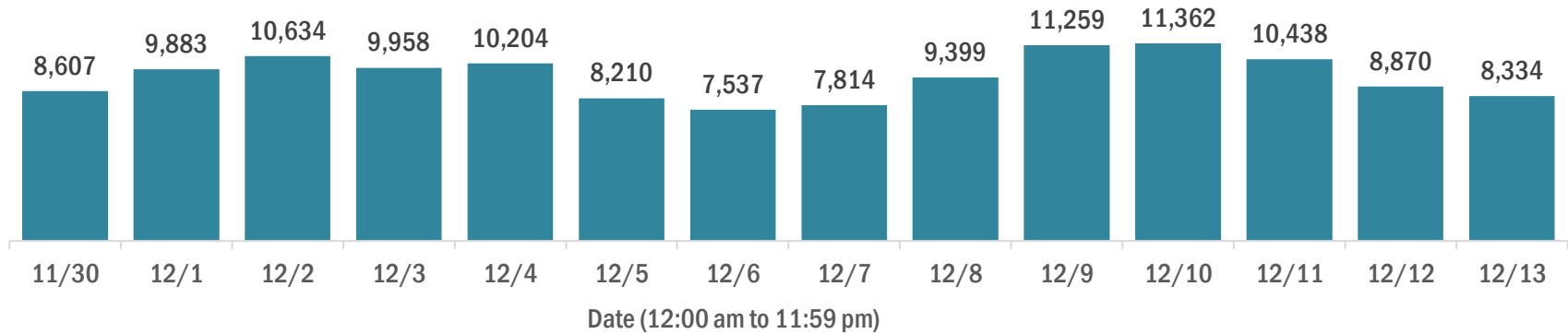
COVID-19: summary of laboratory testing

Data through Dec 13, 2020 verified as of Dec 14, 2020 at 09:25 AM

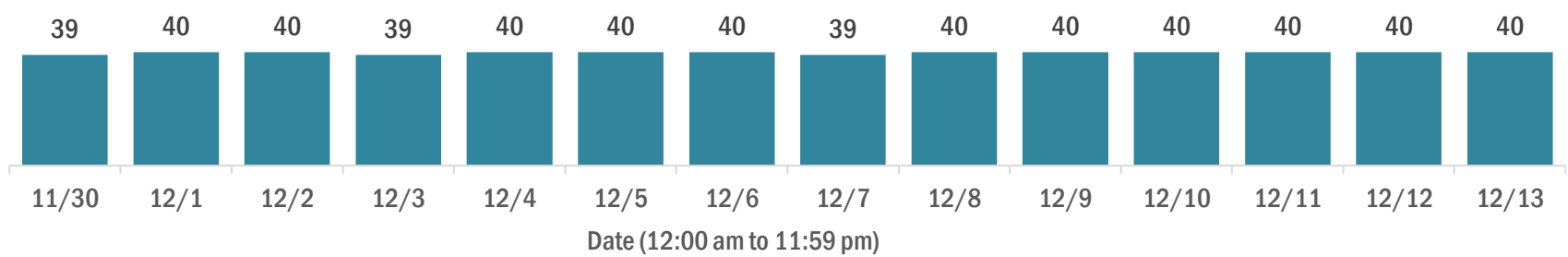
Data in this report are provisional and subject to change.

Cases in Florida residents per day for the past 2 weeks

Number of cases per day



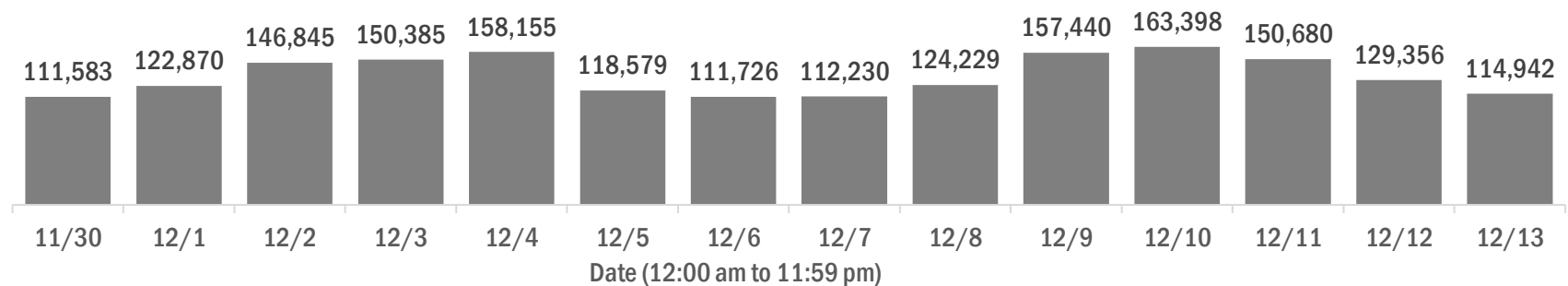
Median age of cases by day



Laboratory testing for Florida residents over the past 2 weeks

Number of Florida residents tested per day

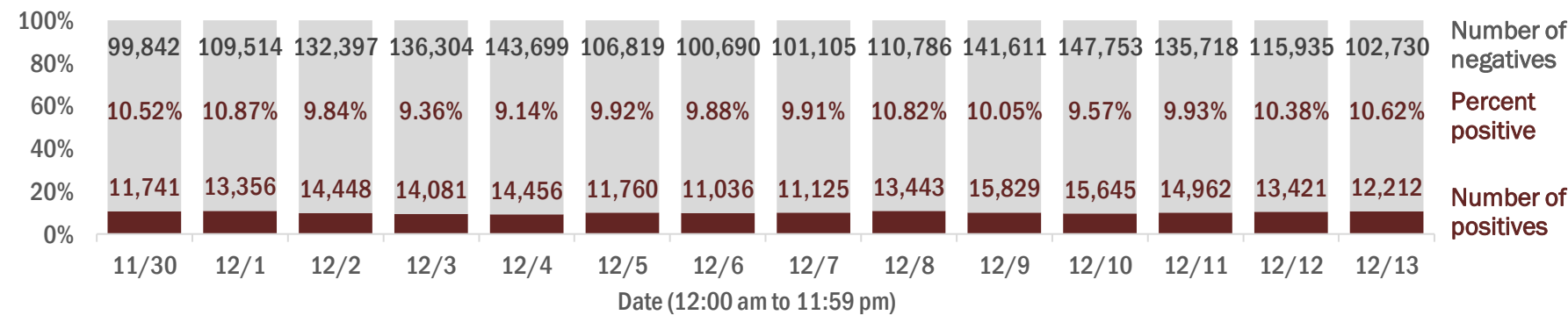
These counts include the number of people for whom the Department received PCR or antigen laboratory results by day. People tested on multiple days will be included for each day a new result was received. A person is only counted once for each day they are tested, regardless of whether multiple specimens are tested or multiple results are received.



Number and percent of Florida residents with positive test results

The percent of positive results ranged from 9.14% to 10.87% over the past 2 weeks and was 10.62% yesterday.

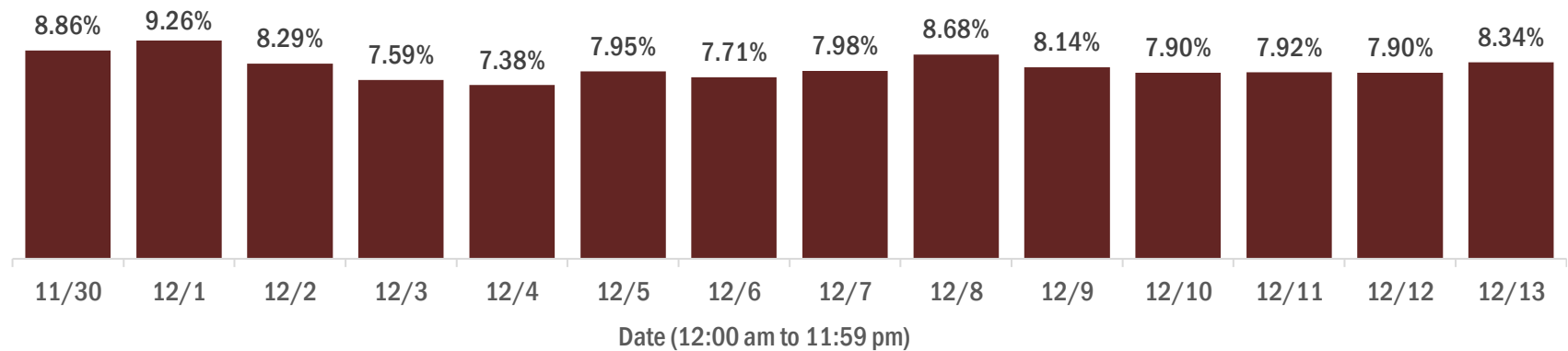
These counts include the number of people for whom the Department received PCR or antigen laboratory results by day. People tested on multiple days will be included for each day a new result was received. A person is only counted once for each day they are tested, regardless of whether multiple specimens are tested or multiple results are received. If a person has a positive specimen and a negative specimen in the same day, only the positive result is counted.



Percent positivity for new cases in Florida residents

The percent of positive results ranged from 7.38% to 9.26% over the past 2 weeks and was 8.34% yesterday.

This percent is the number of people who test PCR- or antigen-positive for the first time divided by all the people tested that day, excluding people who have previously tested positive.



COVID-19: characteristics of 1,115,446 Florida resident cases

Data through Dec 13, 2020 verified as of Dec 14, 2020 at 09:25 AM

Data in this report are provisional and subject to change.

Age group	Cases		Hospitalizations		Deaths	
0-4 years	19,648	<div><div></div></div> 2%	392	<div><div></div></div> 1%	0	0%
5-14 years	56,486	<div><div></div></div> 5%	355	<div><div></div></div> 1%	5	0%
15-24 years	178,428	<div><div></div></div> 16%	1,551	<div><div></div></div> 3%	33	0%
25-34 years	202,582	<div><div></div></div> 18%	3,168	<div><div></div></div> 5%	116	1%
35-44 years	175,073	<div><div></div></div> 16%	4,750	<div><div></div></div> 8%	332	2%
45-54 years	171,784	<div><div></div></div> 15%	7,120	<div><div></div></div> 12%	781	4%
55-64 years	145,204	<div><div></div></div> 13%	10,150	<div><div></div></div> 17%	2,201	11%
65-74 years	89,236	<div><div></div></div> 8%	11,759	<div><div></div></div> 20%	4,261	21%
75-84 years	50,120	<div><div></div></div> 4%	11,275	<div><div></div></div> 19%	5,939	30%
85+ years	25,799	<div><div></div></div> 2%	7,744	<div><div></div></div> 13%	6,335	32%
Unknown	1,086	<div><div></div></div> 0%	5	<div><div></div></div> 0%	0	0%
Total	1,115,446		58,269		20,003	

Gender	Cases	
Female	576,110	<div><div></div></div> 52%
Male	532,206	<div><div></div></div> 48%
Unknown	7,130	<div><div></div></div> 1%
Total	1,115,446	

Ethnicity	Cases		Hospitalizations		Deaths	
Hispanic	346,748	<div><div></div></div> 31%	15,838	<div><div></div></div> 27%	4,917	<div><div></div></div> 25%
Non-Hispanic	508,475	<div><div></div></div> 46%	39,379	<div><div></div></div> 68%	13,671	<div><div></div></div> 68%
Unknown	260,223	<div><div></div></div> 23%	3,052	<div><div></div></div> 5%	1,415	<div><div></div></div> 7%
Total	1,115,446		58,269		20,003	

Race and ethnicity	Cases		Hospitalizations		Deaths	
White	577,950	<div><div></div></div> 52%	36,720	<div><div></div></div> 63%	14,194	<div><div></div></div> 71%
Hispanic	229,387	<div><div></div></div> 21%	11,128	<div><div></div></div> 19%	3,913	<div><div></div></div> 20%
Non-Hispanic	309,393	<div><div></div></div> 28%	24,385	<div><div></div></div> 42%	9,605	<div><div></div></div> 48%
Unknown	39,170	<div><div></div></div> 4%	1,207	<div><div></div></div> 2%	676	<div><div></div></div> 3%
Black	152,092	<div><div></div></div> 14%	12,821	<div><div></div></div> 22%	3,570	<div><div></div></div> 18%
Hispanic	8,212	<div><div></div></div> 1%	539	<div><div></div></div> 1%	135	<div><div></div></div> 1%
Non-Hispanic	131,745	<div><div></div></div> 12%	11,990	<div><div></div></div> 21%	3,296	<div><div></div></div> 16%
Unknown	12,135	<div><div></div></div> 1%	292	<div><div></div></div> 1%	139	<div><div></div></div> 1%
Other race	154,327	<div><div></div></div> 14%	6,894	<div><div></div></div> 12%	1,584	<div><div></div></div> 8%
Hispanic	79,569	<div><div></div></div> 7%	3,780	<div><div></div></div> 6%	738	<div><div></div></div> 4%
Non-Hispanic	53,175	<div><div></div></div> 5%	2,806	<div><div></div></div> 5%	710	<div><div></div></div> 4%
Unknown	21,583	<div><div></div></div> 2%	308	<div><div></div></div> 1%	136	<div><div></div></div> 1%
Unknown race	231,077	<div><div></div></div> 21%	1,834	<div><div></div></div> 3%	655	<div><div></div></div> 3%
Hispanic	29,580	<div><div></div></div> 3%	391	<div><div></div></div> 1%	131	<div><div></div></div> 1%
Non-Hispanic	14,162	<div><div></div></div> 1%	198	<div><div></div></div> 0%	60	<div><div></div></div> 0%
Unknown	187,335	<div><div></div></div> 17%	1,245	<div><div></div></div> 2%	464	<div><div></div></div> 2%
Total	1,115,446		58,269		20,003	

Hospitalization counts include anyone who was hospitalized at some point during their illness. It does not reflect the number of people currently hospitalized. **Other race** includes any person with a race of American Indian/Alaskan native, Asian, native Hawaiian/Pacific Islander, or other.

COVID-19: deaths in Florida residents and staff of long-term care facilities

Data through Dec 13, 2020 verified as of Dec 14, 2020 at 09:25 AM

Data in this report are provisional and subject to change.

For current cases in residents or staff of long-term care facilities, please visit: <https://floridahealthcovid19.gov/>

County	Deaths		County	Deaths		County	Deaths	
Dade	883	<div></div> 11%	Okaloosa	102	<div></div> 1%	Gadsden	12	<div></div> 0%
Palm Beach	782	<div></div> 10%	Osceola	101	<div></div> 1%	Washington	12	<div></div> 0%
Pinellas	640	<div></div> 8%	Charlotte	96	<div></div> 1%	Gilchrist	11	<div></div> 0%
Broward	491	<div></div> 6%	Citrus	92	<div></div> 1%	Baker	9	<div></div> 0%
Hillsborough	432	<div></div> 6%	Clay	75	<div></div> 1%	Jefferson	8	<div></div> 0%
Polk	352	<div></div> 5%	Indian River	74	<div></div> 1%	Lafayette	8	<div></div> 0%
Lee	281	<div></div> 4%	Jackson	71	<div></div> 1%	Calhoun	7	<div></div> 0%
Brevard	276	<div></div> 4%	Leon	59	<div></div> 1%	Gulf	7	<div></div> 0%
Duval	266	<div></div> 3%	Suwannee	54	<div></div> 1%	Desoto	5	<div></div> 0%
Sarasota	254	<div></div> 3%	St. Johns	52	<div></div> 1%	Bradford	3	<div></div> 0%
Orange	239	<div></div> 3%	Highlands	49	<div></div> 1%	Flagler	3	<div></div> 0%
Volusia	191	<div></div> 2%	Bay	43	<div></div> 1%	Holmes	3	<div></div> 0%
St. Lucie	186	<div></div> 2%	Alachua	36	<div></div> 0%	Levy	3	<div></div> 0%
Marion	180	<div></div> 2%	Columbia	36	<div></div> 0%	Monroe	3	<div></div> 0%
Seminole	180	<div></div> 2%	Sumter	31	<div></div> 0%	Taylor	3	<div></div> 0%
Escambia	154	<div></div> 2%	Nassau	28	<div></div> 0%	Hardee	2	<div></div> 0%
Manatee	150	<div></div> 2%	Santa Rosa	23	<div></div> 0%	Dixie	1	<div></div> 0%
Collier	136	<div></div> 2%	Hendry	20	<div></div> 0%	Liberty	1	<div></div> 0%
Pasco	125	<div></div> 2%	Putnam	20	<div></div> 0%			
Martin	116	<div></div> 1%	Madison	18	<div></div> 0%			
Hernando	111	<div></div> 1%	Walton	17	<div></div> 0%			
Lake	106	<div></div> 1%	Okeechobee	16	<div></div> 0%			
						Total	7,745	

Note: cases are summarized by the county of usual residence. Residents and staff may be cases associated with facilities that are not in their county of usual residence, resulting in cases being included below for counties that do not have facilities with known cases.

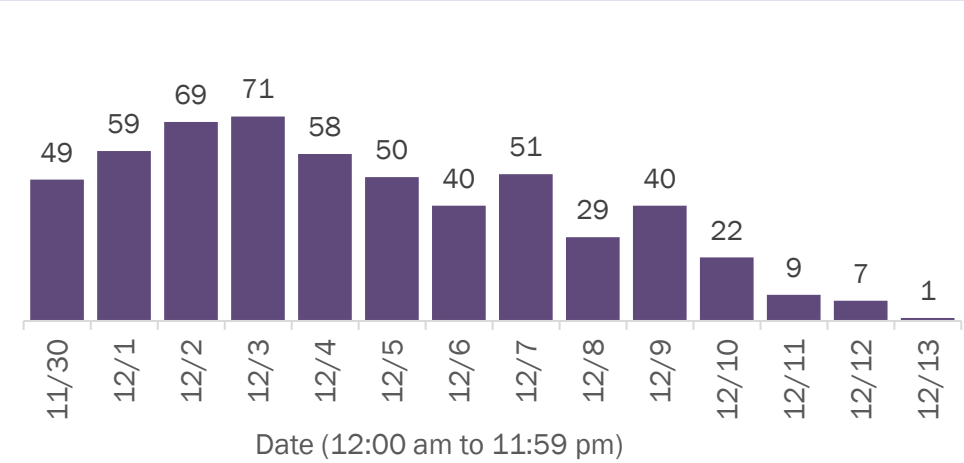
COVID-19: cases in Florida residents who have died

Data through Dec 13, 2020 verified as of Dec 14, 2020 at 09:25 AM

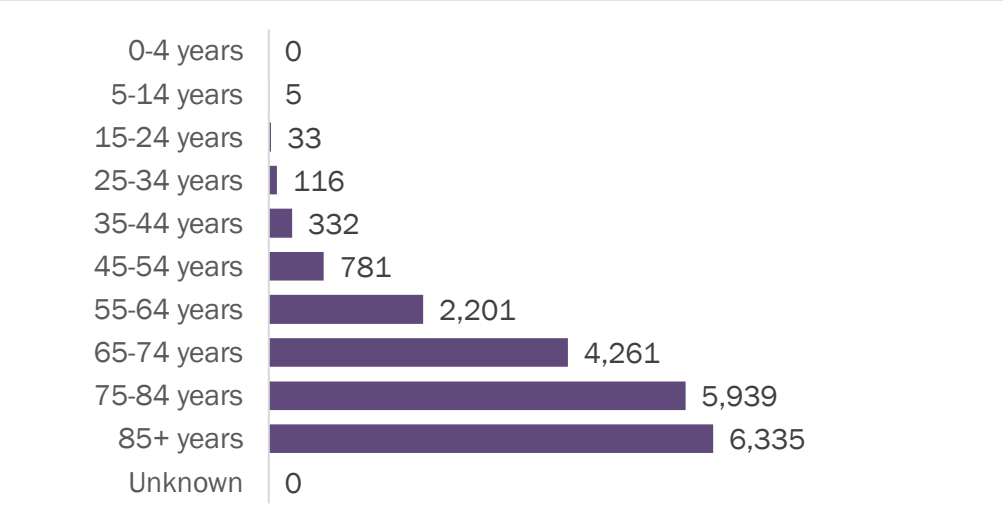
Data in this report are provisional and subject to change.

Demographics for all identified COVID-19 deaths: 20,003

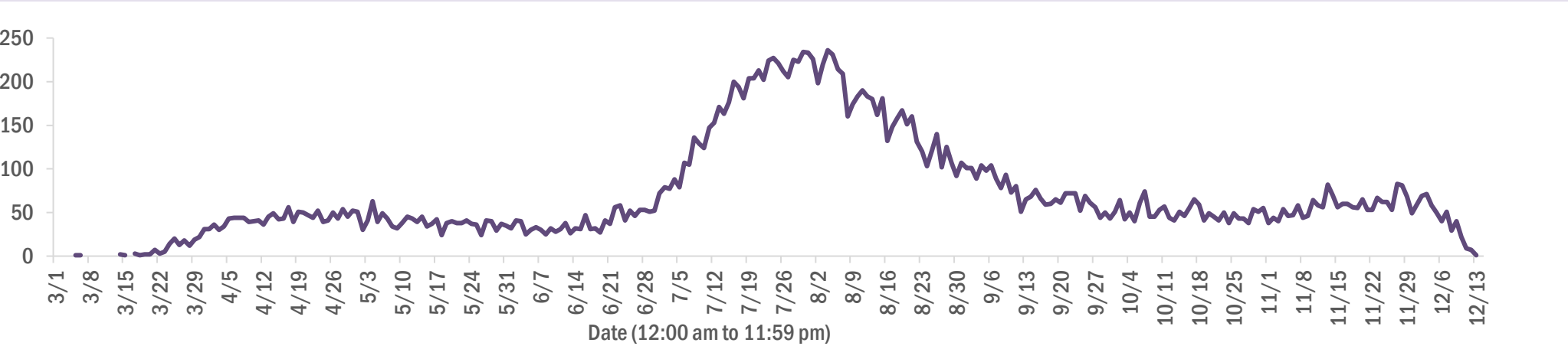
Deaths by date of death for the past 2 weeks



Deaths by age group



Deaths by date of death since March 2020



Age group	Deaths	Cases	Case fatality rate	Mortality rate per 100,000 population
0-4 years	0	19,648	0.0%	0.0
5-14 years	5	56,486	0.0%	0.2
15-24 years	33	178,428	0.0%	1.3
25-34 years	116	202,582	0.1%	4.1
35-44 years	332	175,073	0.2%	12.7
45-54 years	781	171,784	0.5%	28.0
55-64 years	2,201	145,204	1.5%	76.1
65-74 years	4,261	89,236	4.8%	175.6
75-84 years	5,939	50,120	11.8%	422.9
85+ years	6,335	25,799	24.6%	1096.9
Unknown	0	1,086	0.0%	
Total	20,003	1,115,446	1.8%	92.6

Race	Deaths	Cases	Case fatality rate	Mortality rate per 100,000 population
White	14,194	577,950	2.5%	85.0
Black	3,570	152,092	2.3%	97.6
Other	1,584	154,327	1.0%	127.3
Unknown	655	231,077	0.3%	
Total	20,003	1,115,446	1.8%	92.6

Gender	Deaths	Cases	Case fatality rate	Mortality rate per 100,000 population
Male	11,163	532,206	2.1%	105.7
Female	8,837	576,110	1.5%	80.0
Unknown	3	7,130	0.0%	
Total	20,003	1,115,446	1.8%	92.6

Ethnicity	Deaths	Cases	Case fatality rate	Mortality rate per 100,000 population
Non-Hispanic	13,671	508,475	2.7%	85.9
Hispanic	4,917	346,748	1.4%	86.6
Unknown	1,415	260,223	0.5%	
Total	20,003	1,115,446	1.8%	92.6

COVID-19: characteristics of 1,134,383 cases

Data through Dec 13, 2020 verified as of Dec 14, 2020 at 09:25 AM

Data in this report are provisional and subject to change.

Tables below include cases in Florida residents and non-Florida residents.

All 67 Florida counties have cases:

County	FL resident cases		Non-FL resident cases	Total cases	FL resident deaths	FL death rate
Dade	257,288	<div></div> 23%	2,850	260,138	4,002	1.6%
Broward	119,582	<div></div> 11%	1,258	120,840	1,747	1.5%
Palm Beach	72,136	<div></div> 6%	943	73,079	1,774	2.5%
Hillsborough	65,499	<div></div> 6%	542	66,041	999	1.5%
Orange	64,147	<div></div> 6%	446	64,593	680	1.1%
Duval	49,822	<div></div> 4%	824	50,646	685	1.4%
Pinellas	37,341	<div></div> 3%	777	38,118	955	2.6%
Lee	33,896	<div></div> 3%	821	34,717	615	1.8%
Polk	31,185	<div></div> 3%	198	31,383	723	2.3%
Osceola	21,361	<div></div> 2%	283	21,644	269	1.3%
Collier	19,551	<div></div> 2%	470	20,021	310	1.6%
Manatee	18,753	<div></div> 2%	267	19,020	398	2.1%
Escambia	16,796	<div></div> 2%	2,073	18,869	332	2.0%
Volusia	18,487	<div></div> 2%	223	18,710	394	2.1%
Pasco	17,796	<div></div> 2%	179	17,975	325	1.8%
Brevard	17,730	<div></div> 2%	167	17,897	482	2.7%
Leon	16,399	<div></div> 1%	491	16,890	164	1.0%
Sarasota	15,447	<div></div> 1%	468	15,915	441	2.9%
Seminole	15,303	<div></div> 1%	97	15,400	300	2.0%
Marion	14,885	<div></div> 1%	53	14,938	428	2.9%
Alachua	13,989	<div></div> 1%	139	14,128	108	0.8%
Lake	12,310	<div></div> 1%	125	12,435	274	2.2%
St. Lucie	12,057	<div></div> 1%	51	12,108	379	3.1%
Okaloosa	10,663	<div></div> 1%	118	10,781	185	1.7%
St. Johns	10,258	<div></div> 1%	164	10,422	106	1.0%
Bay	9,451	<div></div> 1%	374	9,825	186	2.0%
Clay	9,194	<div></div> 1%	19	9,213	166	1.8%
Santa Rosa	8,812	<div></div> 1%	113	8,925	113	1.3%
Martin	6,785	<div></div> 1%	84	6,869	186	2.7%
Charlotte	6,045	<div></div> 1%	66	6,111	212	3.5%
Hernando	5,988	<div></div> 1%	33	6,021	244	4.1%
Indian River	5,523	<div></div> 0%	54	5,577	147	2.7%
Citrus	5,537	<div></div> 0%	33	5,570	219	4.0%
Columbia	5,141	<div></div> 0%	20	5,161	106	2.1%
Highlands	4,266	<div></div> 0%	35	4,301	183	4.3%

County	FL resident cases		Non-FL resident cases	Total cases	FL resident deaths	FL death rate
Walton	3,807	<div></div> 0%	391	4,198	40	1.1%
Jackson	4,097	<div></div> 0%	54	4,151	104	2.5%
Sumter	4,014	<div></div> 0%	23	4,037	106	2.6%
Monroe	3,706	<div></div> 0%	133	3,839	28	0.8%
Nassau	3,463	<div></div> 0%	282	3,745	63	1.8%
Suwannee	3,515	<div></div> 0%	25	3,540	91	2.6%
Gadsden	3,507	<div></div> 0%	12	3,519	58	1.7%
Putnam	3,245	<div></div> 0%	7	3,252	62	1.9%
Unknown	212	<div></div> 0%	2,925	3,137	0	0.0%
Flagler	3,051	<div></div> 0%	29	3,080	46	1.5%
Hendry	2,772	<div></div> 0%	13	2,785	46	1.7%
Desoto	2,603	<div></div> 0%	10	2,613	46	1.8%
Baker	2,190	<div></div> 0%	10	2,200	34	1.6%
Okeechobee	2,163	<div></div> 0%	14	2,177	49	2.3%
Hardee	1,878	<div></div> 0%	8	1,886	20	1.1%
Wakulla	1,794	<div></div> 0%	9	1,803	19	1.1%
Taylor	1,756	<div></div> 0%	4	1,760	23	1.3%
Washington	1,654	<div></div> 0%	16	1,670	29	1.8%
Levy	1,581	<div></div> 0%	7	1,588	17	1.1%
Bradford	1,582	<div></div> 0%	4	1,586	22	1.4%
Madison	1,395	<div></div> 0%	18	1,413	30	2.2%
Lafayette	1,389	<div></div> 0%	0	1,389	20	1.4%
Holmes	1,301	<div></div> 0%	22	1,323	19	1.5%
Union	1,306	<div></div> 0%	0	1,306	62	4.7%
Gulf	1,129	<div></div> 0%	15	1,144	24	2.1%
Hamilton	1,046	<div></div> 0%	10	1,056	12	1.1%
Dixie	997	<div></div> 0%	4	1,001	11	1.1%
Calhoun	984	<div></div> 0%	2	986	24	2.4%
Gilchrist	861	<div></div> 0%	0	861	20	2.3%
Franklin	837	<div></div> 0%	13	850	4	0.5%
Jefferson	825	<div></div> 0%	17	842	12	1.5%
Glades	717	<div></div> 0%	1	718	11	1.5%
Liberty	646	<div></div> 0%	1	647	14	2.2%
Total	1,115,446		18,937	1,134,383	20,003	1.8%

COVID-19: characteristics of 1,115,446 Florida resident cases

Data through Dec 13, 2020 verified as of Dec 14, 2020 at 09:25 AM

Data in this report are provisional and subject to change.

The table below includes the cities and counties of residence for cases in Florida residents based on the patient's ZIP Code. Note that city is not always received as part of the initial notification and may be missing while the case is being investigated.

City and county	Cases
Miami, Dade	149,353
Orlando, Orange	48,235
Jacksonville, Duval	46,652
Tampa, Hillsborough	39,210
Hialeah, Dade	35,304
Fort Lauderdale, Broward	27,325
Hollywood, Broward	23,167
West Palm Beach, Palm Beach	17,797
Kissimmee, Osceola	16,456
Naples, Collier	15,999
Tallahassee, Leon	15,515
Homestead, Dade	15,155
Saint Petersburg, Pinellas	14,421
Pensacola, Escambia	13,770
Fort Myers, Lee	13,618
Pompano Beach, Broward	12,705
Bradenton, Manatee	12,458
Boca Raton, Palm Beach	12,241
Gainesville, Alachua	11,524
Ocala, Marion	11,435
Lakeland, Polk	10,754
Sarasota, Sarasota	9,828
Lake Worth, Palm Beach	9,149
Cape Coral, Lee	8,328
Port Saint Lucie, St. Lucie	7,833
Miramar, Broward	7,693
Clearwater, Pinellas	7,318
Miami Beach, Dade	7,008
Miami Gardens, Dade	6,848
Boynton Beach, Palm Beach	6,778
Coral Springs, Broward	6,173
Panama City, Bay	6,080
Saint Augustine, St. Johns	5,593
Melbourne, Brevard	5,490
Winter Haven, Polk	5,476
Lehigh Acres, Lee	5,419
Doral, Dade	5,349
Delray Beach, Palm Beach	5,273
Davie, Broward	4,893
Lake City, Columbia	4,778
Milton, Santa Rosa	4,537
Sunrise, Broward	4,537
Coral Gables, Dade	4,532
Riverview, Hillsborough	4,523
Vero Beach, Indian River	4,227
Fort Pierce, St. Lucie	4,153
Saint Cloud, Osceola	4,119
Daytona Beach, Volusia	4,100
Largo, Pinellas	3,945
Palm Bay, Brevard	3,916
New Port Richey, Pasco	3,875
Brandon, Hillsborough	3,830
Plantation, Broward	3,825
Orange Park, Clay	3,804
North Miami Beach, Dade	3,769
Apopka, Orange	3,741
Plant City, Hillsborough	3,702
Weston, Broward	3,606
Deerfield Beach, Broward	3,528

COVID-19: characteristics of 1,115,446 Florida resident cases

Data through Dec 13, 2020 verified as of Dec 14, 2020 at 09:25 AM

Data in this report are provisional and subject to change.

The table below includes the cities and counties of residence for cases in Florida residents based on the patient's ZIP Code. Note that city is not always received as part of the initial notification and may be missing while the case is being investigated.

City and county	Cases
Miami Lakes, Dade	3,472
Spring Hill, Hernando	3,470
Jupiter, Palm Beach	3,463
Sanford, Seminole	3,353
Clermont, Lake	3,314
Stuart, Martin	3,287
Fort Walton Beach, Okaloosa	3,189
Deltona, Volusia	3,132
Port Charlotte, Charlotte	3,085
Tamarac, Broward	3,053
Davenport, Polk	3,016
Winter Garden, Orange	2,878
Live Oak, Suwannee	2,872
Opa Locka, Dade	2,804
Palm Beach Gardens, Palm Beach	2,753
Crestview, Okaloosa	2,753
Cutler Ridge, Dade	2,734
Palmetto, Manatee	2,696
Deland, Volusia	2,669
Immokalee, Collier	2,657
Land O Lakes, Pasco	2,628
Wesley Chapel, Pasco	2,619
Coconut Creek, Broward	2,610
Margate, Broward	2,598
Arcadia, Desoto	2,537
Palm Coast, Flagler	2,533
Winter Park, Orange	2,527
Oviedo, Seminole	2,507
Wellington, Palm Beach	2,437
Palm Harbor, Pinellas	2,434
Hallandale, Broward	2,357
Altamonte Springs, Seminole	2,347
Venice, Sarasota	2,280
Haines City, Polk	2,238
Sebring, Highlands	2,229
Brooksville, Hernando	2,191
North Port, Sarasota	2,170
Okeechobee, Okeechobee	2,156
Middleburg, Clay	2,152
Punta Gorda, Charlotte	2,151
Lutz, Hillsborough	2,145
Bonita Springs, Lee	2,123
Key West, Monroe	2,108
Lake Worth Beach, Palm Beach	2,089
Ocoee, Orange	2,077
Pembroke Pines, Broward	2,037
North Lauderdale, Broward	1,989
Valrico, Hillsborough	1,982
Leesburg, Lake	1,978
Seminole, Pinellas	1,967
North Miami, Dade	1,942
Zephyrhills, Pasco	1,904
Port Orange, Volusia	1,894
Ruskin, Hillsborough	1,880
Pinellas Park, Pinellas	1,848
Quincy, Gadsden	1,790
Longwood, Seminole	1,766
Saint Johns, St. Johns	1,761
Windermere, Orange	1,745

COVID-19: characteristics of 1,115,446 Florida resident cases

Data through Dec 13, 2020 verified as of Dec 14, 2020 at 09:25 AM

Data in this report are provisional and subject to change.

The table below includes the cities and counties of residence for cases in Florida residents based on the patient's ZIP Code. Note that city is not always received as part of the initial notification and may be missing while the case is being investigated.

City and county	Cases
Jacksonville Beach, Duval	1,740
Ormond Beach, Volusia	1,712
Oakland Park, Broward	1,672
Perry, Taylor	1,651
Navarre, Santa Rosa	1,642
Niceville, Okaloosa	1,642
Crawfordville, Wakulla	1,626
Dade City, Pasco	1,622
Casselberry, Seminole	1,619
Cocoa, Brevard	1,601
Green Cove Springs, Clay	1,554
Cantonment, Escambia	1,541
Gulf Breeze, Santa Rosa	1,539
Clewiston, Hendry	1,534
Bartow, Polk	1,527
Palatka, Putnam	1,522
Marianna, Jackson	1,520
Royal Palm Beach, Palm Beach	1,503
The Villages, Sumter	1,488
Hudson, Pasco	1,486
Kissimmee, Polk	1,482
North Fort Myers, Lee	1,439
Port Richey, Pasco	1,400
Defuniak Springs, Walton	1,392
Lake Mary, Seminole	1,387
Crossings, Dade	1,384
Inverness, Citrus	1,382
Panama City Beach, Bay	1,378
Mayo, Lafayette	1,372
Coconut Grove, Dade	1,372
Auburndale, Polk	1,366
Wimauma, Hillsborough	1,344
Ponte Vedra Beach, St. Johns	1,343
Lynn Haven, Bay	1,342
Aventura, Dade	1,332
Tarpon Springs, Pinellas	1,324
Chipley, Washington	1,323
Missing, Dade	1,322
Carol City, Dade	1,316
Fernandina Beach, Nassau	1,304
Titusville, Brevard	1,300
Lake Wales, Polk	1,274
Belle Glade, Palm Beach	1,258
Starke, Bradford	1,244
Santa Rosa Beach, Walton	1,241
New Smyrna Beach, Volusia	1,225
Winter Springs, Seminole	1,221
Merritt Island, Brevard	1,212
Cooper City, Broward	1,179
Loxahatchee, Palm Beach	1,172
Estero, Lee	1,171
Fleming Island, Clay	1,164
Labelle, Hendry	1,154
Sarasota, Manatee	1,141
Destin, Okaloosa	1,128
Key Biscayne, Dade	1,123
Avon Park, Highlands	1,121
Biscayne Park, Dade	1,116
Dunedin, Pinellas	1,115

COVID-19: characteristics of 1,115,446 Florida resident cases

Data through Dec 13, 2020 verified as of Dec 14, 2020 at 09:25 AM

Data in this report are provisional and subject to change.

The table below includes the cities and counties of residence for cases in Florida residents based on the patient's ZIP Code. Note that city is not always received as part of the initial notification and may be missing while the case is being investigated.

City and county	Cases
Parkland, Broward	1,114
Wauchula, Hardee	1,090
Parrish, Manatee	1,061
Palm City, Martin	1,060
Holiday, Pasco	1,057
Indiantown, Martin	1,035
Mulberry, Polk	1,032
Eustis, Lake	1,021
Rockledge, Brevard	1,006
Seffner, Hillsborough	1,003
Tavares, Lake	1,001
Riviera Beach, Palm Beach	998
Graceville, Jackson	985
Century, Escambia	979
Bonifay, Holmes	976
Madison, Madison	975
Odessa, Hillsborough	969
Mount Dora, Lake	969
Lake Butler, Union	958
Florida City, Dade	956
Macclenny, Baker	953
Crystal River, Citrus	908
El Portal, Dade	901
Orange City, Volusia	890
Everglades National Park, Dade	869
Groveland, Lake	866
Lake Placid, Highlands	854
Dania, Broward	844
Maitland, Orange	836
Dover, Hillsborough	803
Lithia, Hillsborough	800
Sanderson, Baker	794
Gibsonton, Hillsborough	793
Homosassa, Citrus	791
Pinecrest, Dade	787
Yulee, Nassau	784
Atlantic Beach, Duval	770
Monticello, Jefferson	759
Summerfield, Marion	749
Hobe Sound, Martin	746
Ponte Vedra, St. Johns	745
Coleman, Sumter	728
Jasper, Hamilton	725
Palm Springs, Palm Beach	708
Uleta, Dade	704
Olympia Heights, Dade	704
Pace, Santa Rosa	700
Callahan, Nassau	698
Sebastian, Indian River	696
Oldsmar, Pinellas	691
Lantana, Palm Beach	691
Alachua, Alachua	680
Coral, Dade	676
Moore Haven, Glades	675
Lecanto, Citrus	669
Sun City Center, Hillsborough	667
Blountstown, Calhoun	666
South Miami, Dade	659
Apollo Beach, Hillsborough	659

COVID-19: characteristics of 1,115,446 Florida resident cases

Data through Dec 13, 2020 verified as of Dec 14, 2020 at 09:25 AM

Data in this report are provisional and subject to change.

The table below includes the cities and counties of residence for cases in Florida residents based on the patient's ZIP Code. Note that city is not always received as part of the initial notification and may be missing while the case is being investigated.

City and county	Cases
North Palm Beach, Palm Beach	656
Havana, Gadsden	653
Debary, Volusia	650
Wewahitchka, Gulf	634
Lady Lake, Lake	632
Edgewater, Volusia	618
Dunnellon, Marion	610
Trenton, Gilchrist	607
Newberry, Alachua	603
Palmetto Bay, Dade	598
Chattahoochee, Gadsden	584
Frostproof, Polk	584
Fisher Island, Dade	582
Ellenton, Manatee	581
Cross City, Dixie	580
Bellevue, Marion	580
Wildwood, Sumter	574
South Bay, Palm Beach	574
Williston, Levy	562
Pahokee, Palm Beach	558
Jensen Beach, Martin	557
Lauderhill, Broward	552
Fellsmere, Indian River	550
Wilton Manors, Broward	542
Safety Harbor, Pinellas	536
Freeport, Walton	536
Bristol, Liberty	535
Beverly Hills, Citrus	535
Satellite Beach, Brevard	535
Lauderdale Lakes, Broward	529
Nokomis, Sarasota	521
Polk City, Polk	512
Mary Esther, Okaloosa	511
Key Largo, Monroe	503
Hilliard, Nassau	503
Crescent City, Putnam	502
Bowling Green, Hardee	490
Marco Island, Collier	487
Hernando, Citrus	483
Port Saint Joe, Gulf	481
Shalimar, Okaloosa	480
Bushnell, Sumter	476
Dunnellon, Citrus	472
Keystone Heights, Clay	470
Carrabelle, Franklin	446
Fort Meade, Polk	442
Glen Saint Mary, Baker	440
Medley, Dade	434
Englewood, Charlotte	431
Sweetwater, Dade	427
Chiefland, Levy	416
Miramar Beach, Walton	404
Southwest Ranches, Broward	401
Marathon, Monroe	390
Indialantic, Brevard	390
Old Town, Dixie	386
Sneads, Jackson	386
Thonotosassa, Hillsborough	379
Cocoa Beach, Brevard	376

COVID-19: characteristics of 1,115,446 Florida resident cases

Data through Dec 13, 2020 verified as of Dec 14, 2020 at 09:25 AM

Data in this report are provisional and subject to change.

The table below includes the cities and counties of residence for cases in Florida residents based on the patient's ZIP Code. Note that city is not always received as part of the initial notification and may be missing while the case is being investigated.

City and county	Cases
Florida State University, Leon	374
Jacksonville, St. Johns	374
Spring Hill, Pasco	370
Centerville, Leon	368
Bronson, Levy	365
Lake Alfred, Polk	362
Neptune Beach, Duval	361
Englewood, Sarasota	359
Fort Myers Beach, Lee	350
High Springs, Alachua	338
Belle Isle, Orange	336
Minneola, Lake	335
Sorrento, Lake	331
Interlachen, Putnam	324
Baker, Okaloosa	322
Fort White, Columbia	321
Trinity, Pasco	321
Cottdale, Jackson	320
Raiford, Union	318
West Melbourne, Brevard	315
Clearwater Beach, Pinellas	315
Fruitland Park, Lake	303
Palm Beach, Palm Beach	300
Oakland, Orange	297
Malone, Jackson	288
Mascotte, Lake	288
Gulfport, Pinellas	276
Rotunda West, Charlotte	275
Umatilla, Lake	273
Lehigh, Lee	272
Zolfo Springs, Hardee	271
Bunnell, Flagler	269
Midway, Gadsden	267
Citra, Marion	262
Weeki Wachee, Hernando	257
Silver Springs, Marion	257
Myakka City, Manatee	254
Hawthorne, Alachua	251
Haverhill, Palm Beach	245
Pierson, Volusia	243
Tavernier, Monroe	240
South Daytona, Volusia	239
Bell, Gilchrist	236
Winter Park, Seminole	236
Youngstown, Bay	235
Molino, Escambia	235
Jay, Santa Rosa	234
De Leon Springs, Volusia	231
Orlando, Osceola	229
Flagler Beach, Flagler	225
Branford, Suwannee	221
Cape Canaveral, Brevard	218
Alva, Lee	215
Melbourne Beach, Brevard	215
Lake Park, Palm Beach	215
Altha, Calhoun	213
Apalachicola, Franklin	212
Ocklawaha, Marion	211
Surfside, Dade	210

COVID-19: characteristics of 1,115,446 Florida resident cases

Data through Dec 13, 2020 verified as of Dec 14, 2020 at 09:25 AM

Data in this report are provisional and subject to change.

The table below includes the cities and counties of residence for cases in Florida residents based on the patient's ZIP Code. Note that city is not always received as part of the initial notification and may be missing while the case is being investigated.

City and county	Cases
Holly Hill, Volusia	209
Osprey, Sarasota	208
Celebration, Osceola	208
Lawtey, Bradford	207
Greenville, Madison	206
Oxford, Sumter	205
Indian Harbour Beach, Brevard	203
Mims, Brevard	202
Jennings, Hamilton	201
Archer, Alachua	200
Ave Maria, Collier	199
Grand Ridge, Jackson	195
Dundee, Polk	193
Tequesta, Palm Beach	191
East Palatka, Putnam	191
Orlando, Seminole	191
Bay Harbor Islands, Dade	187
Greenwood, Jackson	184
Kenneth City, Pinellas	180
Hastings, St. Johns	178
Edgewood, Orange	178
Vernon, Washington	175
Eagle Lake, Polk	174
Montverde, Lake	172
Gotha, Orange	171
O Brien, Suwannee	171
Chuluota, Seminole	170
Bal Harbour, Dade	170
Floral City, Citrus	169
Eastpoint, Franklin	166
Gretna, Gadsden	160
Westville, Holmes	159
Webster, Sumter	158
Orlando, Dade	157
Satsuma, Putnam	156
West Miami, Dade	155
South Pasadena, Pinellas	155
Melrose, Putnam	155
San Antonio, Pasco	152
Indian Rocks Beach, Pinellas	148
Elkton, St. Johns	146
Lee, Madison	145
Valparaiso, Okaloosa	145
Malabar, Brevard	141
Eglin Air Force Base, Okaloosa	140
Laurel Hill, Okaloosa	139
Ponce De Leon, Holmes	138
Southport, Bay	137
Clair-Mel City, Hillsborough	137
Apopka, Seminole	135
Lake Panasoffkee, Sumter	134
Azalea Park, Orange	134
Grand Island, Lake	132
University Of Miami, Dade	132
Orlando, Polk	132
Bryceville, Nassau	131
Reddick, Marion	131
Missing, Lee	130
Inlet Beach, Walton	126

COVID-19: characteristics of 1,115,446 Florida resident cases

Data through Dec 13, 2020 verified as of Dec 14, 2020 at 09:25 AM

Data in this report are provisional and subject to change.

The table below includes the cities and counties of residence for cases in Florida residents based on the patient's ZIP Code. Note that city is not always received as part of the initial notification and may be missing while the case is being investigated.

City and county	Cases
Fort Mccoy, Marion	125
Wellborn, Suwannee	124
Geneva, Seminole	124
Hiawassee, Orange	121
Lakewood Ranch, Manatee	121
White Springs, Hamilton	119
Sebastian, Brevard	118
Alford, Jackson	117
Belleair, Pinellas	117
Mcdavid, Escambia	117
Orlando, Broward	115
Summerland Key, Monroe	115
Alafaya, Orange	115
Missing, Brevard	112
Sanibel, Lee	111
Morriston, Levy	110
Missing, Santa Rosa	108
Juno Beach, Palm Beach	108
Anthony, Marion	107
Hallandale Beach, Broward	106
Fountain, Bay	106
Matlacha, Lee	103
Missing, Orange	103
Orlando, Volusia	103
Weirsdale, Marion	102
Zellwood, Orange	102
Missing, Volusia	102
Orlando, Hillsborough	101
Mcalpin, Suwannee	101
Lockhart, Orange	100
Greenacres, Palm Beach	99
Holmes Beach, Manatee	98
Hosford, Liberty	97
South Fort Myers, Lee	97
Bay Lake, Orange	96
Pomona Park, Putnam	95
Howey-In-The-Hills, Lake	95
Islamorada, Monroe	95
Kindred, Osceola	95
Micanopy, Alachua	95
Longboat Key, Manatee	94
Madeira Beach, Pinellas	93
Babson Park, Polk	92
Astatula, Lake	90
Fern Park, Seminole	90
Center Hill, Sumter	90
Saint James City, Lee	90
Poinciana, Polk	89
Missing, Marion	87
Lauderdale By The Sea, Broward	86
University Of Fl, Alachua	86
Carrollwood, Hillsborough	85
Odessa, Pasco	85
Bokeelia, Lee	84
Cloud Lake, Palm Beach	84
Sopchoppy, Wakulla	83
Holt, Okaloosa	83
Mangonia Park, Palm Beach	82
Viera, Brevard	82

COVID-19: characteristics of 1,115,446 Florida resident cases

Data through Dec 13, 2020 verified as of Dec 14, 2020 at 09:25 AM

Data in this report are provisional and subject to change.

The table below includes the cities and counties of residence for cases in Florida residents based on the patient's ZIP Code. Note that city is not always received as part of the initial notification and may be missing while the case is being investigated.

City and county	Cases
Caryville, Washington	82
Lake Helen, Volusia	81
Atlantis, Palm Beach	81
Steinhatchee, Taylor	81
Missing, Palm Beach	80
Grant-Valkaria, Brevard	79
Big Pine Key, Monroe	79
Temple Terrace, Hillsborough	79
Oak Hill, Volusia	77
The Villages, Lake	76
Sumterville, Sumter	74
Seville, Volusia	73
Maitland, Seminole	72
Orlando, Palm Beach	72
F M, Lee	72
Orlando, Lake	71
Avon Park, Polk	70
Hypoluxo, Palm Beach	70
Osteen, Volusia	69
Cutler Bay, Dade	68
Citrus Springs, Citrus	67
Panacea, Wakulla	66
Clarksville, Calhoun	66
Lady Lake, Sumter	65
Placida, Charlotte	65
University Of Central Florida, Orange	64
Buena Ventura Lakes, Osceola	64
Missing, Duval	64
Lake Hamilton, Polk	64
Belleair Beach, Pinellas	62
Missing, Collier	62
Air Mail Facility, Dade	62
Lutz, Pasco	61
Altoona, Lake	61
Hollister, Putnam	61
Stock Island, Monroe	61
Lamont, Jefferson	60
San Mateo, Putnam	60
Dinsmore, Duval	60
Golden Beach, Dade	60
Christmas, Orange	59
University Of South Florida, Hillsborough	59
Waldo, Alachua	59
Brooker, Bradford	58
The Villages, Marion	58
Bonita Beach, Lee	57
Ochopee, Collier	57
Astor, Lake	57
Palma Ceia, Hillsborough	57
Eatonville, Orange	56
Missing, Broward	56
Ponce Inlet, Volusia	56
Hurlburt Field, Okaloosa	56
Missing, Pasco	55
Kendall, Dade	54
Barefoot Bay, Brevard	53
Paisley, Lake	53
Inglis, Levy	53
Bradenton Beach, Manatee	52

COVID-19: characteristics of 1,115,446 Florida resident cases

Data through Dec 13, 2020 verified as of Dec 14, 2020 at 09:25 AM

Data in this report are provisional and subject to change.

The table below includes the cities and counties of residence for cases in Florida residents based on the patient's ZIP Code. Note that city is not always received as part of the initial notification and may be missing while the case is being investigated.

City and county	Cases
Callaway, Bay	52
Baldwin, Duval	52
Missing, St. Johns	52
Pinetta, Madison	51
Lighthouse Point, Broward	51
Crystal Beach, Pinellas	51
Greensboro, Gadsden	50
Missing, Pinellas	50
Hampton, Bradford	49
Welaka, Putnam	49
Bascom, Jackson	49
Canal Point, Palm Beach	48
Orlando, Brevard	48
Princeton, Dade	47
Tierra Verde, Pinellas	46
Ocean Ridge, Palm Beach	45
Harmony, Osceola	43
Rocky Point, Hillsborough	43
Florida Gulf Coast Univ, Lee	43
Florahome, Putnam	42
Sunny Isles Beach, Dade	42
Orlando, Pinellas	41
Saint Pete Beach, Pinellas	41
Felda, Hendry	40
Campbellton, Jackson	40
West Park, Broward	39
Destin, Walton	39
Fruit Cove, St. Johns	39
Patrick Air Force Base, Brevard	39
Manalapan, Palm Beach	38
Sewalls Point, Martin	38
Palm Beach Shores, Palm Beach	38
Fort Denaud, Hendry	38
University Of Tampa, Hillsborough	38
Georgetown, Putnam	38
Lorida, Highlands	37
Tyndall Air Force Base, Bay	37
Boca Grande, Lee	36
Walnut Hill, Escambia	36
Yalaha, Lake	36
Orlando, Leon	35
Village Of Wellington, Palm Beach	34
Cinco Bayou, Okaloosa	34
Flemington, Marion	34
North Venice, Sarasota	34
North Redington Beach, Pinellas	33
Ebro, Washington	33
Reunion, Osceola	33
Missing, Hernando	32
Treasure Island, Pinellas	32
Cedar Key, Levy	31
Saint Leo, Pasco	30
Anna Maria, Manatee	30
Bellview, Escambia	30
Kathleen, Polk	30
Singer Island, Palm Beach	29
Missing, Hillsborough	29
Highland Beach, Palm Beach	29
Naranja, Dade	29

COVID-19: characteristics of 1,115,446 Florida resident cases

Data through Dec 13, 2020 verified as of Dec 14, 2020 at 09:25 AM

Data in this report are provisional and subject to change.

The table below includes the cities and counties of residence for cases in Florida residents based on the patient's ZIP Code. Note that city is not always received as part of the initial notification and may be missing while the case is being investigated.

City and county	Cases
Lake Suzy, Desoto	29
Eaton Park, Polk	28
Barry University, Dade	28
Aloma, Orange	28
Dania Beach, Broward	28
Heathrow, Seminole	27
Cudjoe Key, Monroe	27
Bay Pines, Pinellas	26
Florida State, Leon	26
Terra Ceia, Manatee	26
Univ Of FI Student Dorms, Alachua	25
Enterprise, Volusia	25
Salt Springs, Marion	25
Ona, Hardee	25
Miami Springs, Dade	25
Waverly, Polk	25
Winter Garden, Lake	25
South Miami Heights, Dade	25
Intercession City, Osceola	25
Jupiter, Martin	25
Miami, Unknown	24
Orlando, Pasco	24
Missing, Nassau	24
Gulf Breeze, Escambia	23
South Palm Beach, Palm Beach	23
Kenansville, Osceola	23
Orlando, Duval	23
Micco, Brevard	23
Palm Shores, Brevard	23
Hialeah Gardens, Dade	23
Labelle, Glades	23
Florida Dept Of Corrections, Union	22
University Of Central FI, Orange	22
Town N Country, Hillsborough	22
Kinard, Calhoun	22
Santa Fe, Alachua	22
Missing, Lake	22
Nocatee, Desoto	21
Highland City, Polk	21
Miromar Lakes, Lee	21
Tioga, Alachua	21
North Bay Village, Dade	21
Bagdad, Santa Rosa	21
Florida A And M University, Leon	21
Okahumpka, Lake	21
Miami Shores, Dade	21
Bonita Springs, Collier	21
Pensacola Beach, Santa Rosa	21
Penney Farms, Clay	20
Orlando, Marion	20
Fort Lauderdale, Dade	20
Missing, Escambia	20
Missing, Manatee	20
Missing, Seminole	19
Northdale, Hillsborough	19
Pasadena, Pinellas	19
La Crosse, Alachua	19
Tice, Lee	19
University Of Central Florida, Broward	18

COVID-19: characteristics of 1,115,446 Florida resident cases

Data through Dec 13, 2020 verified as of Dec 14, 2020 at 09:25 AM

Data in this report are provisional and subject to change.

The table below includes the cities and counties of residence for cases in Florida residents based on the patient's ZIP Code. Note that city is not always received as part of the initial notification and may be missing while the case is being investigated.

City and county	Cases
Florida International Univ, Dade	18
Tangerine, Orange	18
Ponte Vedra, Duval	18
Babcock Ranch, Lee	18
Balm, Hillsborough	18
Goulds, Dade	18
Lulu, Columbia	18
Key Colony Beach, Monroe	18
Stetson University, Volusia	18
Missing, Sumter	18
Missing, Citrus	18
Bayonet Point, Pasco	17
Apopka, Lake	17
Sun City, Hillsborough	17
Orlando, Alachua	17
Sydney, Hillsborough	17
Chokoloskee, Collier	17
City Of Westlake, Palm Beach	16
Missing, Clay	16
Hawthorne, Putnam	16
West Panama City Beach, Bay	16
Hallandale Beach, Broward	16
Perdido Key, Escambia	16
Lacoochee, Pasco	16
Homosassa Springs, Citrus	15
Dowling Park, Suwannee	15
Maitland, Volusia	15
Palmdale, Glades	15
Paxton, Walton	14
Bonifay, Washington	14
Winter Park, Polk	14
Mexico Beach, Bay	14
Horseshoe Beach, Dixie	14
Missing, Indian River	14
Candler, Marion	14
Missing, Okaloosa	14
Missing, Polk	14
Little Torch Key, Monroe	14
Siesta Key, Sarasota	14
City Of Sunrise, Broward	14
Missing, Martin	14
Orlando, Manatee	14
Ocoee, Lake	14
Village Of Palmetto Bay, Dade	14
Goodland, Collier	14
Branford, Lafayette	14
University Of Central Fl, Hillsborough	14
Indian Lake Estates, Polk	14
Saint Marks, Wakulla	13
Orlando, Lee	13
Orange Lake, Marion	13
Mcintosh, Marion	13
Venus, Highlands	13
Sugarloaf Key, Monroe	13
New Smyrna, Volusia	13
Florence Villa, Polk	13
Cortez, Manatee	13
Orlando, Flagler	13
Crystal Springs, Pasco	13

COVID-19: characteristics of 1,115,446 Florida resident cases

Data through Dec 13, 2020 verified as of Dec 14, 2020 at 09:25 AM

Data in this report are provisional and subject to change.

The table below includes the cities and counties of residence for cases in Florida residents based on the patient's ZIP Code. Note that city is not always received as part of the initial notification and may be missing while the case is being investigated.

City and county	Cases
Green Acres, Palm Beach	13
Maitland, Polk	13
Yankeetown, Levy	13
Loughman, Polk	12
Bostwick, Putnam	12
Champions Gate, Polk	12
Homeland, Polk	12
Long Key, Monroe	12
Wewahitchka, Calhoun	12
Pembroke Park, Broward	12
Bradley, Polk	12
Zellwood, Lake	12
Miami, Broward	12
Maitland, Osceola	12
Village Wellington, Palm Beach	12
White Springs, Columbia	12
Poinciana, Osceola	11
Hernando Beach, Hernando	11
Eloise, Polk	11
Earleton, Alachua	11
Tallevast, Manatee	11
Mount Dora, Orange	11
Mango, Hillsborough	11
Hollywood, Dade	11
Missing, St. Lucie	11
Duette, Manatee	11
Caryville, Holmes	11
Fort Ogden, Desoto	11
Plymouth, Orange	11
Unknown, Dade	11
Telogia, Liberty	10
Lake City, Suwannee	10
Bayshore Gardens, Manatee	10
Sparr, Marion	10
Graceville, Holmes	10
Jacksonville, Unknown	10
Buckingham, Lee	10
Parker, Bay	10
Jensen Beach, St. Lucie	10
Florida International University, Dade	10
Passport, Unknown	10
Greenville, Taylor	10
Apopka, Volusia	10
Saint Johns, Duval	10
Rosemary Beach, Walton	10
Wabasso, Indian River	10
Gulf Hammock, Levy	9
Bonaventure, Broward	9
Lamont, Madison	9
Steinhatchee, Dixie	9
Graham, Bradford	9
Gulf Stream, Palm Beach	9
Westchase, Hillsborough	9
Durant, Hillsborough	9
Orlando, Escambia	9
Laurel Hill, Walton	9
Laud-By-The-Sea, Broward	9
University Park, Manatee	9
Ridge Manor, Pasco	9

COVID-19: characteristics of 1,115,446 Florida resident cases

Data through Dec 13, 2020 verified as of Dec 14, 2020 at 09:25 AM

Data in this report are provisional and subject to change.

The table below includes the cities and counties of residence for cases in Florida residents based on the patient's ZIP Code. Note that city is not always received as part of the initial notification and may be missing while the case is being investigated.

City and county	Cases
Orlando, Okaloosa	9
Cottondale, Washington	9
Everglades City, Collier	9
Palma Sola, Manatee	9
Long Boat Key, Manatee	9
Saint George Island, Franklin	9
Wausau, Washington	9
Woodville, Leon	9
Westlake, Palm Beach	8
Murdock, Charlotte	8
Maitland, Hillsborough	8
Hialeah, Unknown	8
Trilby, Pasco	8
Trenton, Levy	8
Lowell, Marion	8
Ferndale, Lake	8
Archer, Levy	8
Perrine, Dade	8
Wahneta, Polk	8
Webster, Hernando	8
Union Park, Orange	8
Orlando, St. Lucie	8
Indian River Shores, Indian River	8
Holder, Citrus	8
Mexico Beach, Gulf	8
Shady Hills, Pasco	8
Rubonia, Manatee	8
Gonzalez, Escambia	8
Florida State Univ Admin, Leon	8
Nichols, Polk	7
Evinston, Alachua	7
Fanning Springs, Gilchrist	7
West Delray Beach, Palm Beach	7
University Of Central Fl, Martin	7
Missing, Bay	7
Leisure City, Dade	7
Brooksville, Pasco	7
Lake Como, Putnam	7
Saint Lucie West, St. Lucie	7
Orlando, Sarasota	7
Pine Hills, Orange	7
Watersound, Walton	7
Golden Oak, Orange	7
Jerome, Collier	7
Lealman, Pinellas	7
Fort Charlotte, Charlotte	7
Maitland, Lake	7
Alturas, Polk	7
Forest City, Orange	6
Missing, Columbia	6
Ponce De Leon, Walton	6
Switzerland, St. Johns	6
Palm City, St. Lucie	6
Ramrod Key, Monroe	6
Lake Monroe, Seminole	6
Ocoee, Osceola	6
Belleair Bluffs, Pinellas	6
Mayport Naval Station, Duval	6
Lake Butler, Bradford	6

COVID-19: characteristics of 1,115,446 Florida resident cases

Data through Dec 13, 2020 verified as of Dec 14, 2020 at 09:25 AM

Data in this report are provisional and subject to change.

The table below includes the cities and counties of residence for cases in Florida residents based on the patient's ZIP Code. Note that city is not always received as part of the initial notification and may be missing while the case is being investigated.

City and county	Cases
Port Saint John, Brevard	6
Mount Plymouth, Lake	6
N/A, Unknown	6
Hillsboro Beach, Broward	6
Orlando, St. Johns	6
Orlando, Hernando	6
Orlando, Collier	6
Suwannee, Dixie	6
Virginia Gardens, Dade	6
Forest City, Seminole	6
Maxville, Duval	6
Orchid, Indian River	6
Ozona, Pinellas	6
Pine Castle, Orange	6
Indian Creek Village, Dade	6
Lakeshore, Polk	6
Morriston, Marion	6
Lakewood Ranch, Sarasota	5
Longboat Key, Sarasota	5
Duck Key, Monroe	5
PSI, Unknown	5
Nalcrest, Polk	5
Hutchinson Island, St. Lucie	5
High Springs, Gilchrist	5
Windermere, Alachua	5
Missing, Unknown	5
Missing, Putnam	5
Braden River, Manatee	5
Roseland, Indian River	5
Winter Garden, Osceola	5
Eatonville, Polk	5
Dade City, Hernando	5
Citrus Hills, Citrus	5
Choctaw Beach, Okaloosa	5
Niceville, Walton	5
Quail Heights, Dade	5
River Ranch, Polk	5
Pass, Unknown	5
Stuart, St. Lucie	5
Winter Park, Broward	5
Pine Ridge, Citrus	5
Orlando, Charlotte	5
Winter Garden, Seminole	5
White City, Gulf	5
Missing, Leon	5
Beverly Beach, Flagler	5
Redington Beach, Pinellas	5
Redington Shores, Pinellas	5
Westchester, Dade	5
Ebro, Bay	5
Deer Island, Lake	5
East Lake, Marion	5
Innovation, Pasco	5
Orlando, Highlands	5
Goldenrod, Seminole	5
Apopka, Broward	5
Davenport, Osceola	4
Glen Ridge, Palm Beach	4
Missing, Sarasota	4

COVID-19: characteristics of 1,115,446 Florida resident cases

Data through Dec 13, 2020 verified as of Dec 14, 2020 at 09:25 AM

Data in this report are provisional and subject to change.

The table below includes the cities and counties of residence for cases in Florida residents based on the patient's ZIP Code. Note that city is not always received as part of the initial notification and may be missing while the case is being investigated.

City and county	Cases
Sea Ranch Lakes, Broward	4
Grove City, Charlotte	4
Daytona Beach Shores, Volusia	4
Barberville, Volusia	4
Orlando, Bay	4
Aripeka, Pasco	4
Mayport, Duval	4
Maitland, Leon	4
Kissimmee, Orange	4
Orlando, Santa Rosa	4
Shady Grove, Taylor	4
Windermere, Leon	4
University Of Central Florida, Brevard	4
Valkaria, Brevard	4
Orlando, Columbia	4
Loxahatchee Groves, Palm Beach	4
Indian Shores, Pinellas	4
Live Oak, Madison	4
Briny Breezes, Palm Beach	4
Basinger, Okeechobee	4
Missing, Alachua	4
Williston, Marion	4
Saint Augustine, Duval	4
Alafaya, Broward	4
Elfers, Pasco	4
Fernandina, Nassau	4
International Service Center, Dade	4
Wakulla Springs, Wakulla	4
Seacrest, Walton	4
Orlando, Citrus	4
Ft Pierce, St. Lucie	4
Cypress, Jackson	4
Pensacola, Unknown	4
Ybor City, Hillsborough	4
Fort Lauderdale, Palm Beach	4
Naples, Lee	4
Miami Gardens, Unknown	4
Okeechobee, Osceola	4
Orlando, Jackson	3
North Fort Myers, Charlotte	3
Kingsley Lake, Bradford	3
Kissimmee, Unknown	3
Jacksonville Naval Air Station, Duval	3
Chicago, Lee	3
Clewiston, Palm Beach	3
Branford, Gilchrist	3
Bayou George, Bay	3
San Carlos Park, Lee	3
Westville, Walton	3
Winter Garden, Leon	3
Pensacola Beach, Escambia	3
Sugarloaf, Monroe	3
Clarcona, Orange	3
Lamont, Taylor	3
Lloyd, Jefferson	3
Miccosukee, Leon	3
Orlando, Nassau	3
Orange Springs, Marion	3
Oneco, Manatee	3

COVID-19: characteristics of 1,115,446 Florida resident cases

Data through Dec 13, 2020 verified as of Dec 14, 2020 at 09:25 AM

Data in this report are provisional and subject to change.

The table below includes the cities and counties of residence for cases in Florida residents based on the patient's ZIP Code. Note that city is not always received as part of the initial notification and may be missing while the case is being investigated.

City and county	Cases
Pompano Beach, Palm Beach	3
Salem, Taylor	3
San Fernando, Unknown	3
Vernon, Bay	3
Windermere, Palm Beach	3
Winter Park, Brevard	3
Indian Rock Beach, Pinellas	3
Inglis, Citrus	3
Hollywood, Unknown	3
Monticello, Madison	3
Mayport Naval Housing, Duval	3
Fpo, Duval	3
Fernandina Beach, Duval	3
Cypress Gardens, Polk	3
Point Washington, Walton	3
Sand Lake, Orange	3
Seacrest, Bay	3
University Of Central Fl, Seminole	3
Vero Beach, St. Lucie	3
Mims, Volusia	3
Missing, Monroe	3
Nobleton, Hernando	3
Orange Park, Duval	3
Julington Creek, St. Johns	3
Bella Collina, Lake	3
Apopka, Hillsborough	3
El Jobean, Charlotte	3
Miami Gardens, Broward	3
Lynbrook, Broward	3
Hallandale Beach, Unknown	3
Blountstown, Liberty	3
Captiva, Lee	3
Deerfield Beach, Palm Beach	3
Orlando, Indian River	3
Orlando, Martin	3
Saint Augustine Beach, St. Johns	3
Putnam Hall, Putnam	3
Village Of Golf, Palm Beach	3
Windermere, Seminole	3
West Bradenton, Manatee	3
Tampa, Pinellas	3
Sunny Hills, Washington	3
Orlando, Union	3
Winter Park, Alachua	3
Winter Park, Leon	3
Winter Park, Osceola	3
Worthington Springs, Union	3
Johns Pass Village, Pinellas	3
Inlet Beach, Bay	3
Jacksonville, Clay	3
Grandin, Putnam	3
Milton, Escambia	3
Apopka, Dade	3
Port Salerno, Martin	3
Winter Garden, Polk	3
Eglin, Okaloosa	3
Margate, Unknown	3
Melrose, Bradford	3
Maitland, Pasco	3

COVID-19: characteristics of 1,115,446 Florida resident cases

Data through Dec 13, 2020 verified as of Dec 14, 2020 at 09:25 AM

Data in this report are provisional and subject to change.

The table below includes the cities and counties of residence for cases in Florida residents based on the patient's ZIP Code. Note that city is not always received as part of the initial notification and may be missing while the case is being investigated.

City and county	Cases
Pp, Unknown	3
University Of Central Florida, Palm Beach	3
University Of Central Florida, Pinellas	3
Wildlight, Nassau	3
Winter Park, Lake	3
Ocoee, Broward	3
Labelle, Lee	3
Apopka, Osceola	3
Brewton, Escambia	3
Cassadaga, Volusia	2
Lake Harbor, Palm Beach	2
Fort Walton Beach, Walton	2
Dunnellon, Levy	2
Missing, Walton	2
Moore Haven, Hendry	2
Orlando, Holmes	2
Orlando, Sumter	2
Missing, Hendry	2
Lanark Village, Franklin	2
Woodside, Broward	2
Windermere, Polk	2
Winter Garden, Brevard	2
University Of Central Fl, Dade	2
University Of Central Fl, Osceola	2
Scottsmoor, Brevard	2
Portland, Unknown	2
Pp, Dade	2
Lockhart, Seminole	2
Longwood, Orange	2
Madison, Unknown	2
Ocean Breeze, Martin	2
Hialeah, Broward	2
Jacksonville, Dade	2
Florida Power & Light Co, Dade	2
Gibsonia, Polk	2
Alys Beach, Bay	2
Amelia City, Nassau	2
Alligator Point, Wakulla	2
Citrus Ridge, Indian River	2
Tangerine, Lake	2
Pass, Dade	2
Winter Garden, Hillsborough	2
Apopka, Flagler	2
Apopka, Marion	2
Apopka, Sarasota	2
Bonifay, Jackson	2
Clermont, Polk	2
Laurel, Sarasota	2
Lecanto, Marion	2
Ludlam, Dade	2
Fort Pierce, Martin	2
Lake Buena Vista, Orange	2
Oklawaha, Marion	2
Olustee, Baker	2
Ocoee, Duval	2
Tarpon Springs, Pasco	2
West Palm Beach, Dade	2
Winter Garden, Broward	2
Winter Garden, Dade	2

COVID-19: characteristics of 1,115,446 Florida resident cases

Data through Dec 13, 2020 verified as of Dec 14, 2020 at 09:25 AM

Data in this report are provisional and subject to change.

The table below includes the cities and counties of residence for cases in Florida residents based on the patient's ZIP Code. Note that city is not always received as part of the initial notification and may be missing while the case is being investigated.

City and county	Cases
Windermere, Osceola	2
Winter Park, St. Johns	2
Upper Key Largo, Monroe	2
Saint Petersburg, Hillsborough	2
Saint Augusaintine Beach, St. Johns	2
Seven Springs, Pasco	2
Port Charlotte, Unknown	2
Punta Gorda, Lee	2
Port Saint Lucie, Martin	2
Orlando, Unknown	2
Coconut Creek, Unknown	2
Crawfordville, Leon	2
Cross Creek, Alachua	2
Alligator Point, Franklin	2
Immokalee, Lee	2
Fairfield, Marion	2
Eatonville, Lake	2
Fort Lauderdale, Unknown	2
Miami, Palm Beach	2
Missing, Jackson	2
None, Dade	2
Los Angeles, Okaloosa	2
Lutz, Pinellas	2
Lake Geneva, Clay	2
Lawtey, Union	2
Lakeland, Hillsborough	2
Grant Valkaria, Brevard	2
Apopka, Duval	2
Jupiter Island, Martin	2
Labelle, Collier	2
Lauderhill, Unknown	2
Jonesville, Alachua	2
Miami, Martin	2
Long Beach, Orange	2
Maitland, Palm Beach	2
Okeechobee, Highlands	2
North Port, Charlotte	2
Ocean Reef Club, Monroe	2
New Port Richey, Hillsborough	2
Missing, Washington	2
Miramar, Unknown	2
Venice, Dade	2
Windermere, Hillsborough	2
Winter Park, Collier	2
Winter Park, Duval	2
Winter Park, Hillsborough	2
Winter Park, Volusia	2
University Of Central Fl, Broward	2
Dade City, Unknown	2
Day, Lafayette	2
Cross Key, Monroe	2
Green Cove Springs, Duval	2
Bowling Green, Polk	2
Crescent Beach, Sarasota	2
Marysville, Dade	2
Samoset, Manatee	2
Seguin, Unknown	2
Sunrise, Unknown	2
Tampa, Broward	2

COVID-19: characteristics of 1,115,446 Florida resident cases

Data through Dec 13, 2020 verified as of Dec 14, 2020 at 09:25 AM

Data in this report are provisional and subject to change.

The table below includes the cities and counties of residence for cases in Florida residents based on the patient's ZIP Code. Note that city is not always received as part of the initial notification and may be missing while the case is being investigated.

City and county	Cases
Oakland Park, Unknown	2
Ocoee, Leon	2
Milligan, Okaloosa	2
Los Angeles, Dade	2
Land O Lakes, Hillsborough	2
Keystone Heights, Bradford	2
Copeland, Collier	2
Cross City, Taylor	2
Carl Fisher, Dade	2
Glenwood, Volusia	2
Fort Lauderdale, Alachua	2
Saint Marys, Nassau	2
Windermere, Lake	2
Winter Park, Highlands	2
Sebring, Desoto	2
Pompano Beach, Unknown	2
Tampa, Hernando	2
University Of Central Florida, Lee	2
Vero Beach, Unknown	2
Yeehaw, Okeechobee	2
Winter Park, Dade	2
Wauchula, Desoto	2
000000, Unknown	2
Babcock Ranch, Charlotte	2
Boynton Beach, Broward	2
Cape Haze, Charlotte	2
Bristol, Calhoun	2
Conch Key, Monroe	2
Jacksonville Naval Hospital, Duval	2
Jacksonville, Nassau	2
Longview, Dade	2
Newberry, Gilchrist	2
Melrose, Clay	2
Mesa, Unknown	2
Miramar, Dade	2
Okeechobee, Lake	2
Ormond Beach, Flagler	2
Paducah, Manatee	1
Panama City, Unknown	1
Pembroke Pines, Dade	1
Pensacola, Sumter	1
Oldsrav, Manatee	1
Missing, Holmes	1
Middletown, Osceola	1
North Laud, Unknown	1
Monroe, Hillsborough	1
Missing, Osceola	1
Longwood, Broward	1
Lucedale, St. Lucie	1
Macclenny, Duval	1
Mayaguez, Dade	1
Interlachen, Duval	1
Hosford, Calhoun	1
Greenbrier, Bay	1
Hialeahgardens, Dade	1
Columbia, Volusia	1
Cincinnati, Dade	1
Circle Pines, St. Lucie	1
Champions Gate, Osceola	1

COVID-19: characteristics of 1,115,446 Florida resident cases

Data through Dec 13, 2020 verified as of Dec 14, 2020 at 09:25 AM

Data in this report are provisional and subject to change.

The table below includes the cities and counties of residence for cases in Florida residents based on the patient's ZIP Code. Note that city is not always received as part of the initial notification and may be missing while the case is being investigated.

City and county	Cases
Davie, Unknown	1
Dayton, Orange	1
De Leon Springs , Putnam	1
Gibsonston, Unknown	1
Floral, Okaloosa	1
Dracut, Orange	1
Edgewood, Broward	1
Bronson, Alachua	1
Brooker, Alachua	1
Bonita, Lee	1
Brandon, Pinellas	1
Baker, Santa Rosa	1
Alva, Escambia	1
Arcadia, Highlands	1
Armstrong, St. Johns	1
Belmont, Santa Rosa	1
Blountstown, Broward	1
Belle Isle, Duval	1
Westlake Village, Unknown	1
Windermere, Volusia	1
Wtixrat, Dade	1
Watersound, Bay	1
Unk, Duval	1
Ventura, Orange	1
Umatilla, Marion	1
Trenton, Dixie	1
Unknown, Unknown	1
Powell, Lee	1
Perth Amboy, Hillsborough	1
Puerto Rico, Unknown	1
Randolph, Orange	1
Saint Petersburg, Charlotte	1
Saint Lucie Village, St. Lucie	1
Sebring, Glades	1
Sanford, Orange	1
Sharpes, Brevard	1
Sorrento, Orange	1
Sunrtise, Dade	1
Tallahassee, Madison	1
Toms River, Lee	1
Tourist, Dade	1
Woodbine, Nassau	1
Winter Garden, Duval	1
West Yarmouth, St. Lucie	1
Winter Garden, Marion	1
Winter Park, Citrus	1
Winter Park, Hendry	1
Wacissa, Jefferson	1
Waipahu, Santa Rosa	1
Ward, Polk	1
Venetian Islands, Dade	1
Syracuse, Polk	1
Tallahassee, Dade	1
Tamarac, Dade	1
Tarpon Springs, Unknown	1
Tavares, Orange	1
Town Of Nocatee, St. Johns	1
University Of Central Fl, Pinellas	1
Unkn, Duval	1

COVID-19: characteristics of 1,115,446 Florida resident cases

Data through Dec 13, 2020 verified as of Dec 14, 2020 at 09:25 AM

Data in this report are provisional and subject to change.

The table below includes the cities and counties of residence for cases in Florida residents based on the patient's ZIP Code. Note that city is not always received as part of the initial notification and may be missing while the case is being investigated.

City and county	Cases
Unknown, Volusia	1
Suitland, Volusia	1
Shirley, Flagler	1
Seminole, Leon	1
Russellville, Bay	1
Saint Joseph, Volusia	1
San Antonio, Orange	1
Piasa, Putnam	1
Pass-A-Grille Beach, Pinellas	1
Pembroke Lakes, Broward	1
Port Saint Lucie, Palm Beach	1
Prattville, Hillsborough	1
Prestonsburg, Bay	1
Quincy, Jackson	1
Rapid City, Broward	1
Red Bay, Holmes	1
Fort Lauderdale, Leon	1
Fort White, Clay	1
Far Rockaway, Dade	1
Downingtown, Hillsborough	1
Deer Park, Dade	1
Deerfield Beach, Unknown	1
Deland, Seminole	1
Greensburg, Palm Beach	1
Hiawassee, Osceola	1
Hernando, Marion	1
Hialeah, Collier	1
Garden City, Alachua	1
Gaylord, Orange	1
Gurabo, Osceola	1
Haines Creek, Lake	1
Hallandale, Unknown	1
Carmel, Orange	1
Caracas, Dade	1
Brandon, Unknown	1
Brooklyn, Dade	1
Brooklyn, Lee	1
Dallas, Hernando	1
Coconut Ck, Unknown	1
Chicago, Unknown	1
Apopka, Brevard	1
Apopka, Clay	1
Apopka, Polk	1
Asheville, Highlands	1
Astoria, Broward	1
Bartow, Hardee	1
Boca Raton, Broward	1
Belle Isle, Osceola	1
Bel Air, Collier	1
Alachua, Duval	1
Alpharetta, Broward	1
Kingsland, Nassau	1
Lake Butler, Alachua	1
Lakeland, Unknown	1
Knoxville, Bay	1
Las Vegas, Palm Beach	1
Ldhl, Broward	1
Hoclywsod, Dade	1
Homeless, Hillsborough	1

COVID-19: characteristics of 1,115,446 Florida resident cases

Data through Dec 13, 2020 verified as of Dec 14, 2020 at 09:25 AM

Data in this report are provisional and subject to change.

The table below includes the cities and counties of residence for cases in Florida residents based on the patient's ZIP Code. Note that city is not always received as part of the initial notification and may be missing while the case is being investigated.

City and county	Cases
Homeless, Monroe	1
Homeless, Pinellas	1
Indian Rocks Beach, Duval	1
Key West, Duval	1
Jefferson, Dade	1
Jonesboro, Leon	1
Jupiter, Dade	1
Jupiter, St. Lucie	1
Kenilworth, Leon	1
Monroe Township, Palm Beach	1
Moore Haven, Okeechobee	1
Morrisville, Unknown	1
Milford, Lee	1
Micanopy, Marion	1
Mckinney, Broward	1
Miamc, Dade	1
North Palm Beach, Orange	1
Northport, Sarasota	1
Oakland, Lee	1
Orlando, Putnam	1
Orlo Vista, Orange	1
Other, Dade	1
Orem, Dade	1
Orlando, Clay	1
Orlando, Gadsden	1
Ocoee, Manatee	1
Okeechobi, Unknown	1
North Porte, Unknown	1
Notrealville, Polk	1
Pooler, Broward	1
Port Canaveral, Brevard	1
Plantation Key, Monroe	1
Plantation, Leon	1
Pensacola, Dade	1
Panomo City, Bay	1
Orlando, Walton	1
Oviedo, Lake	1
Twentynine Palms, Broward	1
University Of Central Florida, Duval	1
Unknown, Manatee	1
Venezuela, Unknown	1
Surprise, Unknown	1
Syracuse, Unknown	1
St Cloud, Orange	1
Sarasota, Unknown	1
San Marcos, Unknown	1
Saint Petersburg, Bay	1
Ridgewood, Lee	1
Roseville, Broward	1
Xifamk, Dade	1
Winfield, Hillsborough	1
Winter Garden, Lee	1
Winter Garden, Unknown	1
Winter Park, Bay	1
Vernon, Walton	1
Whippany, Volusia	1
Miami Dade, Unknown	1
Metter, Manatee	1
Miamksaohes, Dade	1

COVID-19: characteristics of 1,115,446 Florida resident cases

Data through Dec 13, 2020 verified as of Dec 14, 2020 at 09:25 AM

Data in this report are provisional and subject to change.

The table below includes the cities and counties of residence for cases in Florida residents based on the patient's ZIP Code. Note that city is not always received as part of the initial notification and may be missing while the case is being investigated.

City and county	Cases
Missing, Lafayette	1
Mount Vernon, Volusia	1
Mulberry, Hillsborough	1
North Brunswick, St. Lucie	1
North Lauderdale, Unknown	1
Monument, Broward	1
Morrisville, Palm Beach	1
Mokena, Lee	1
Greensboro, Leon	1
Irmo, Unknown	1
Island Grove, Alachua	1
Jacksonville, Baker	1
Key West, Palm Beach	1
Kilgore, Dade	1
Jupiter Inlet, Palm Beach	1
Land O Lakes, Unknown	1
Landolakes, Unknown	1
Lawton, Okaloosa	1
Lima, Volusia	1
Lutz, Unknown	1
Macclenny, Dixie	1
Madison, Jefferson	1
Crestview, Broward	1
Crestview, Walton	1
Clarcona, Seminole	1
Clearwater, Leon	1
Callahan, Duval	1
Bradenton, Lee	1
Bogota, Unknown	1
Alafaya, Pinellas	1
Apopka, Leon	1
Atlanta, Walton	1
Attalla, Broward	1
Azalea Park, Lake	1
Azalea Park, Polk	1
Glen Cove, Unknown	1
Glen Saint Mary, Duval	1
Gainesville, Levy	1
Fleming Island, Duval	1
Crystal River, Marion	1
Cape San Blas, Gulf	1
Deerfield Beach, Polk	1
Defuniak Springs, Okaloosa	1
Eatonville, Hillsborough	1
Surfside Beach, Orange	1
Tavares, Unknown	1
Temple, Palm Beach	1
St Peterburg, Orange	1
Stiamk, Dade	1
Sun City Center, Lee	1
Pompano Beach, Dade	1
Pompano Beach, Osceola	1
Port Charlotte, Lee	1
Port Richey, Unknown	1
Port Saint Lucie, Marion	1
Port St Luice, Unknown	1
Port St. Lucie, St. Lucie	1
Rivera Beach, Unknown	1
Saint Petersburg, Duval	1

COVID-19: characteristics of 1,115,446 Florida resident cases

Data through Dec 13, 2020 verified as of Dec 14, 2020 at 09:25 AM

Data in this report are provisional and subject to change.

The table below includes the cities and counties of residence for cases in Florida residents based on the patient's ZIP Code. Note that city is not always received as part of the initial notification and may be missing while the case is being investigated.

City and county	Cases
Roswell, Bay	1
Ruskin, Manatee	1
Winter Springs, Orange	1
Youngstown, Washington	1
Zellwood, Brevard	1
Zellwood, Osceola	1
Winter Park, Manatee	1
Winter Park, Palm Beach	1
Winter Park, Pinellas	1
Winnetka, Dade	1
Unknown, Duval	1
West Hollywood, Broward	1
Weston, Unknown	1
Wildwood, Lee	1
West Palm Beach, Unknown	1
Missing, Desoto	1
Missing, Flagler	1
Newaygo, Charlotte	1
Na, Dade	1
Naples, Leon	1
Pine Hills, Polk	1
Pensacola Naval Hospital, Escambia	1
Painted Post, Pasco	1
Palatka, Marion	1
Mattoon, Lee	1
Milford, Bay	1
Littleton, St. Johns	1
Los Angeles, Orange	1
Marianna, Washington	1
Mary Esther, Hillsborough	1
Lake Worth, Unknown	1
Land, Unknown	1
Lecanto, Palm Beach	1
Lake In The Hills, Broward	1
Jupiter, Pinellas	1
Kansas City, Palm Beach	1
Boys Ranch, Suwannee	1
Celebration, Orange	1
Coal City, Pasco	1
Delray Beach, Broward	1
Arabi, Orange	1
At Large, Broward	1
Austin, Dade	1
Azalea Park, Broward	1
Addison, Pasco	1
Alafaya, Dade	1
Alford, Washington	1
Apo, Collier	1
Belle Isle, Seminole	1
Apopka, Alachua	1
Apopka, Citrus	1
Big Torch Key, Monroe	1
Black, Holmes	1
Boca Raton, Lee	1
Bonifay, Unknown	1
Fort Worth, Broward	1
Franklin, Orange	1
Gainesville, Santa Rosa	1
East Rockland Key, Monroe	1

COVID-19: characteristics of 1,115,446 Florida resident cases

Data through Dec 13, 2020 verified as of Dec 14, 2020 at 09:25 AM

Data in this report are provisional and subject to change.

The table below includes the cities and counties of residence for cases in Florida residents based on the patient's ZIP Code. Note that city is not always received as part of the initial notification and may be missing while the case is being investigated.

City and county	Cases
Crescent City, Marion	1
Crestview, Unknown	1
Fort Lauderdale, Lee	1
Fort Pierce, Brevard	1
High Springs, Columbia	1
Gwynn Oak, Polk	1
Indianapolis, Lee	1
Jena, Taylor	1
Lewisburg, Pasco	1
Jerusalem, St. Johns	1
La Grange, Dade	1
Lake City, Hamilton	1
Maitland, Dade	1
Marshall, Dade	1
Louisville, Manatee	1
Los Angeles Ca, Unknown	1
Littleton, Dade	1
Navarre, Okaloosa	1
Newark, Broward	1
Newburgh, Bay	1
Okeechobee, Glades	1
Oooooo, Unknown	1
North Pole, Seminole	1
North Port, Lee	1
Mount Pleasant, Gadsden	1
Miami, Hillsborough	1
Middlesburg, Duval	1
Gotha, Palm Beach	1
Fort Myers, Unknown	1
Fort Pierce, Unknown	1
Eatonville, Osceola	1
Eau Gallie, Brevard	1
Edgewood, Osceola	1
Homeless, Polk	1
Homosassa, Hernando	1
Harrison, Pinellas	1
Granada Hills, Broward	1
Hailandale, Unknown	1
Hialeah, Bay	1
Anaheim, Unknown	1
Alafaya, Palm Beach	1
Athens, Duval	1
Bogota, Orange	1
Belle Isle, Dade	1
Bronx, Palm Beach	1
Cypress, Leon	1
Deland, St. Lucie	1
Deltona, Orange	1
Clermont, Osceola	1
Clewiston, Glades	1
Cartersville, Unknown	1
Orlando, Washington	1
Orem, Broward	1
Peoria, Unknown	1
Pacifica, Dade	1
Palm Coast, Polk	1
Palm Coast, Volusia	1
Parker, Dade	1
Port Everglades, Broward	1

COVID-19: characteristics of 1,115,446 Florida resident cases

Data through Dec 13, 2020 verified as of Dec 14, 2020 at 09:25 AM

Data in this report are provisional and subject to change.

The table below includes the cities and counties of residence for cases in Florida residents based on the patient's ZIP Code. Note that city is not always received as part of the initial notification and may be missing while the case is being investigated.

City and county	Cases
Rex, Duval	1
Saint Johns, Unknown	1
Rye, Duval	1
Seybold, Dade	1
Saint Petersburg, St. Lucie	1
Saxis, Lee	1
Sebring, Lee	1
Sun City Center, Hardee	1
Spring Hill , Hernando	1
Starke, Clay	1
Stone Mountain, Palm Beach	1
Washington, Unknown	1
Wekiva Springs, Seminole	1
Tulsa, Orange	1
University Of Central Fl, Clay	1
Tallahassee, Duval	1
Tampa, Palm Beach	1
Winter Garden, Pinellas	1
Winter Park, Calhoun	1
Winter Park, Indian River	1
Winter Park, Lee	1
Windermere, Pasco	1
West Villages, Sarasota	1
Wichita, Volusia	1
Windermere, Broward	1
Zolfo Springs, Polk	1
Weston, Dade	1
Wheaton, Lee	1
Wesley Chapel, Alachua	1
Tangerine, Seminole	1
Tewksbury, Orange	1
University Of Central Florida, Monroe	1
Tampa Palms, Hillsborough	1
South Burlington, Orange	1
Steinhatchee, Madison	1
Soldotna, Broward	1
Saint Johns, Orange	1
San Antonio, Sarasota	1
San Antonio, Unknown	1
Sanford, Volusia	1
Ocoee, Lee	1
Ocoee, Volusia	1
Okeechobee, St. Lucie	1
Oakland, Lake	1
Oakland, Leon	1
Opalocka, Dade	1
Orlando, Hendry	1
Orlando, Levy	1
Perry, Leon	1
Palm Springs North, Dade	1
Palm Coast, Duval	1
Pineland, Lee	1
Provincetown, Collier	1
Lake Placid, Alachua	1
Kingsland, Duval	1
Kissimmee, Brevard	1
Gotha, Leon	1
Gilmer, Dade	1
Greenville, Jefferson	1

COVID-19: characteristics of 1,115,446 Florida resident cases

Data through Dec 13, 2020 verified as of Dec 14, 2020 at 09:25 AM

Data in this report are provisional and subject to change.

The table below includes the cities and counties of residence for cases in Florida residents based on the patient's ZIP Code. Note that city is not always received as part of the initial notification and may be missing while the case is being investigated.

City and county	Cases
Holt, Santa Rosa	1
Haverford, Hillsborough	1
Hispanic, St. Lucie	1
Magnolia Square, Osceola	1
Maitland, Alachua	1
Lemoyne, Manatee	1
Las Vegas, Orange	1
Marianna, Calhoun	1
Naples, Orange	1
New Richmond, Volusia	1
Melrose, Alachua	1
Miamf, Dade	1
Miami G, Dade	1
Miami, Collier	1
Fanning Springs, Levy	1
Estero, Collier	1
Dallas, Lee	1
Deland, Lake	1
Deland, Polk	1
Doctors Inlet, Clay	1
Crestview, Holmes	1
Cumberland, Palm Beach	1
Dade City, Hillsborough	1
Columbus, Brevard	1
Cookeville, Seminole	1
Clermont, Orange	1
Clay, Monroe	1
Clear Brook, Lee	1
Boca Raton, Unknown	1
Bohealia, Lee	1
Blowing Rock, Polk	1
Carol Stream, Orange	1
Charlotte, Pasco	1
Apopka, St. Lucie	1
Belle Isle, Polk	1
Apopka, Manatee	1
99, Unknown	1
Alanson, Bay	1
Aollywoss, Dade	1
Woodland Hills, Brevard	1
Pine Hills, Broward	1
Port Saint Lucie, Broward	1
Port Saint Lucie, Indian River	1
Orem, Sarasota	1
Palm City, Unknown	1
Oviedo, Leon	1
Porter Ranch, Dade	1
Raiford, Bradford	1
Riverview, Manatee	1
Pompano Beach, Alachua	1
Steinhatchee, Alachua	1
San Diego, Unknown	1
Russellville, Hillsborough	1
Saint Augustine, Okaloosa	1
Tampa, Manatee	1
University Of Central Fl, Pasco	1
Vero Beach, Brevard	1
Village Of Palm Springs, Palm Beach	1
Webster, Pasco	1

COVID-19: characteristics of 1,115,446 Florida resident cases

Data through Dec 13, 2020 verified as of Dec 14, 2020 at 09:25 AM

Data in this report are provisional and subject to change.

The table below includes the cities and counties of residence for cases in Florida residents based on the patient's ZIP Code. Note that city is not always received as part of the initial notification and may be missing while the case is being investigated.

City and county	Cases
Westerville, Hillsborough	1
Winderemere, Orange	1
Windermere, Dade	1
Winston Salem, Unknown	1
Wilbur By The Sea, Volusia	1
Willowbrook, Lee	1
University Of Central Florida, Hillsborough	1
Wellington, Unknown	1
Chipley, Holmes	1
Chipley, Jackson	1
Colorado Springs, Unknown	1
Conifer, Lee	1
Bryn Mawr, Palm Beach	1
Camden Wyoming, Duval	1
Chattanooga, Dade	1
Alva, Collier	1
333, Unknown	1
Alafaya, Volusia	1
Allentown, Putnam	1
Amelia Village, Nassau	1
Apple Creek, Citrus	1
Azalea Park, Osceola	1
Fortlauderdale, Unknown	1
Ft Pierce, Unknown	1
Garland, Orange	1
Everett, Dade	1
Fort Denaud, Glades	1
FI State Lot, Leon	1
El Paso, Unknown	1
Eatonville, Seminole	1
Destin, Unknown	1
Jeffersonville, Broward	1
Lauderdale Hill, Unknown	1
Live Oak, Columbia	1
Lake Worth, Broward	1
Hickory, Lee	1
Hallandate Ben, Unknown	1
Homeless, Dade	1
Ocala, Unknown	1
Old Town, Gilchrist	1
Ocoee, Hillsborough	1
N/A, Duval	1
Naples, Alachua	1
Miamii, Dade	1
Miamt, Dade	1
Mid Florida, Seminole	1
Middleburg, Duval	1
South Otsellic, Dade	1
Saint Petersburg, Dade	1
San Juan, Osceola	1
San Pedro Sula, Dade	1
Richmond Heights, Dade	1
Rochester, Lee	1
Rosemary Beach, Bay	1
University Of Central FI, St. Johns	1
University Of Central Florida, Dade	1
Tinley Park, Lee	1
Sumatra, Liberty	1
Springhill, Unknown	1

COVID-19: characteristics of 1,115,446 Florida resident cases

Data through Dec 13, 2020 verified as of Dec 14, 2020 at 09:25 AM

Data in this report are provisional and subject to change.

The table below includes the cities and counties of residence for cases in Florida residents based on the patient's ZIP Code. Note that city is not always received as part of the initial notification and may be missing while the case is being investigated.

City and county	Cases
Telluride, Lee	1
Winter Garden, Sumter	1
Wayne, Dade	1
West Simsbury, Collier	1
Wimauma, Manatee	1
Windermere, Lee	1
Unknown, Orange	1
Lakewood, Unknown	1
Los Angeles, Polk	1
Maitland, Unknown	1
Melbourne, Orange	1
Miami Beach, Palm Beach	1
Miami Granders, Dade	1
Missing, Highlands	1
Minneapolis, Broward	1
Minneapolis, Collier	1
Missing, Taylor	1
Myakka, Duval	1
Naples, Broward	1
Naugatuck, Lee	1
Opa Locka, Unknown	1
Ocoee, Polk	1
New Vernon, Sarasota	1
New York, Broward	1
Oakland, Broward	1
Oakland, Manatee	1
Pensacola, Santa Rosa	1
Otter Creek, Levy	1
Plant City, Pinellas	1
Plantation, Unknown	1
Ponce, Orange	1
Port Charlotte FL, Unknown	1
Fdsf, Unknown	1
Fwb, Unknown	1
Gastonia, Polk	1
Knoxville, Duval	1
Green, Clay	1
Gulf Shores, Escambia	1
Havanna, Gadsden	1
Hialeah Lakes, Dade	1
Hilliard, Dade	1
Hollywood, Leon	1
Holt, Unknown	1
Humble, Broward	1
Bryn Mawr, Collier	1
Apopka, Palm Beach	1
Aspen, Palm Beach	1
Azalea Park, Sarasota	1
Bartow, Unknown	1
Boca Rotan, Unknown	1
Clermont, Unknown	1
Duke Field Air Force Station, Okaloosa	1
Deltona , Volusia	1
Columbia, Orange	1
Coral Springs, Unknown	1
Cornelius, Leon	1
Crestview, Dade	1
Dade City, Polk	1
Dania, Unknown	1

COVID-19: characteristics of 1,115,446 Florida resident cases

Data through Dec 13, 2020 verified as of Dec 14, 2020 at 09:25 AM

Data in this report are provisional and subject to change.

The table below includes the cities and counties of residence for cases in Florida residents based on the patient's ZIP Code. Note that city is not always received as part of the initial notification and may be missing while the case is being investigated.

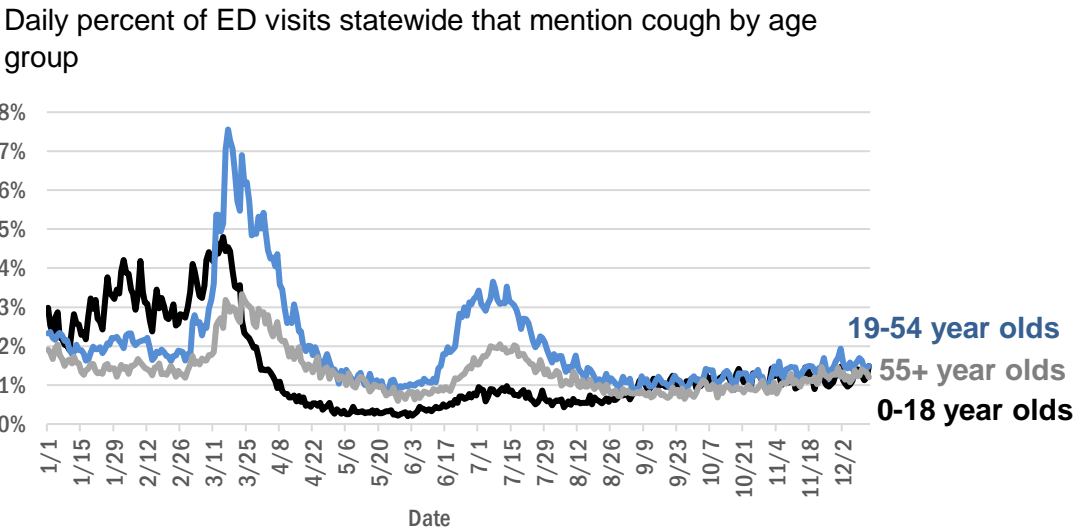
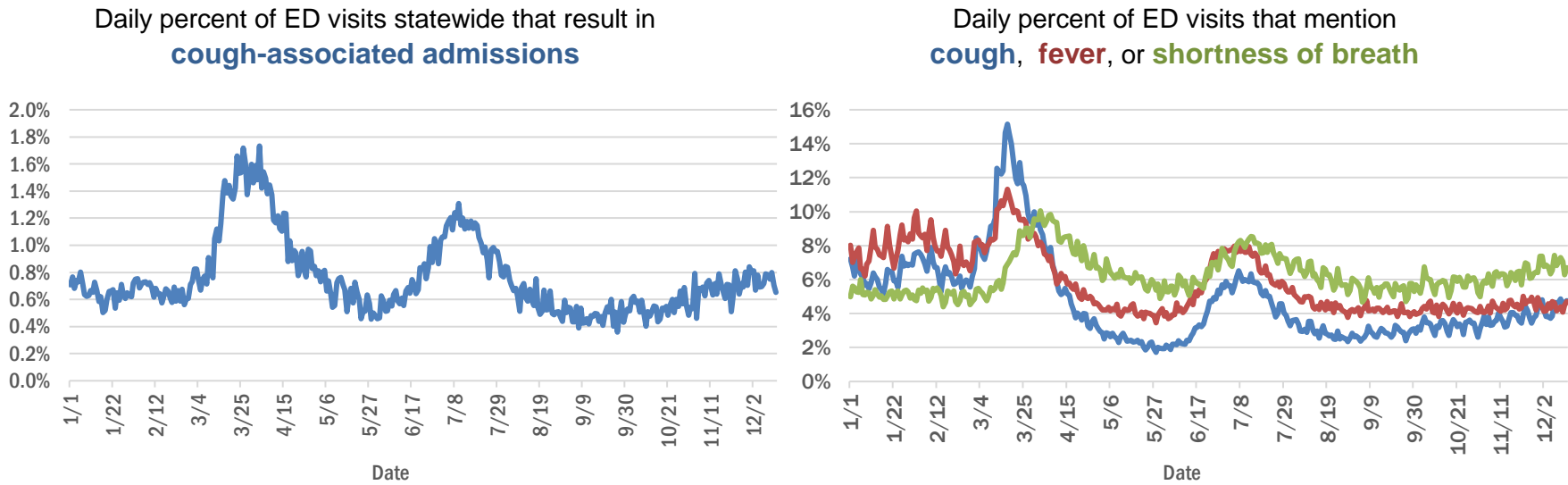
City and county	Cases
Darien, Pasco	1
Total	1,115,446

COVID-19: additional surveillance information

Data through Dec 13, 2020 verified as of Dec 14, 2020 at 09:25 AM

Data in this report are provisional and subject to change.

Statewide emergency department (ED) chief complaint and admission data



The Electronic Surveillance System for the Early Notification of Community-Based Epidemics (ESSENCE-FL) includes chief complaint data from 211 of 211 Florida EDs. Data are transmitted electronically to ESSENCE-FL daily or hourly.

COVID-19: testing by laboratory

Data through Dec 13, 2020 verified as of Dec 14, 2020 at 09:25 AM

Data in this report are provisional and subject to change.

The numbers in the table below represent the number of Florida and non-Florida residents for whom test results were received by the Department of Health. A person can be tested by more than one laboratory and can have both positive and negative results. **Therefore, the sum of the numbers in each column will be larger than the total number of people tested.**

Reporting lab	Inconclusive	Negative	Positive	Percent positive	Total
LABORATORY CORPORATION OF AMERICA	2,061	1,283,484	160,277	11%	1,445,822
QUEST DIAGNOSTICS	9,519	1,150,122	159,931	12%	1,319,572
CURATIVE LABS	8,251	820,999	100,561	11%	929,811
BIO REFERENCE LABORATORIES, INC	7,252	744,333	135,338	15%	886,923
GENETWORX	661	390,603	32,931	8%	424,195
REALTOX LABS LLC	3,915	352,576	56,347	14%	412,838
HELIX	3,417	288,046	41,735	13%	333,198
EAST FLORIDA STATE COLLEGE - BREVARD		212,894	26,991	11%	239,885
RCA LABORATORY SERVICES, LLC		191,229	13,552	7%	204,781
NOMIHEALTH		168,401	18,901	10%	187,302
IMPACT HEALTH BIOMETRIC TESTING, INC	854	154,497	15,746	9%	171,097
ELABNETWORK	1,058	131,986	10,926	8%	143,970
MAKO GENOMICS	5,840	114,570	18,781	13%	139,191
BPHL-JACKSONVILLE	18	114,962	18,161	14%	133,141
NORTHWEST LABORATORY	246	120,957	6,735	5%	127,938
MAYO CLINIC LABORATORIES	278	110,456	11,910	10%	122,644
ADVENT HEALTH LAB	112	101,260	13,957	12%	115,329
ADVENTHEALTH LAB	98	104,053	10,422	9%	114,573
MEDICAL DIAGNOSTIC LABORATORIES	968	97,667	13,986	12%	112,621
BAYCARE LABORATORIES LLC	465	101,053	8,585	8%	110,103
MEMORIAL REGIONAL HOSPITAL SOUTH	22	86,404	17,033	16%	103,459
BIOCOLLECTIONS WORLDWIDE, INC	604	90,641	11,698	11%	102,943
BPHL-MIAMI	225	88,309	14,304	14%	102,838
ASCENSION SACRED HEART HOSPITAL - PENSACOLA	2	87,910	11,504	12%	99,416
KORVALABS, INC	1,281	90,628	4,642	5%	96,551
ORLANDO HEALTH SYSTEM	593	86,521	8,321	9%	95,435
REAL DIAGNOSTICS	457	77,734	9,885	11%	88,076
FULGENT DIAGNOSTICS LABORATORY	1,333	74,755	6,688	8%	82,776
SUNPATH MEDICAL DIAGNOSTICS LABORATORY	708	67,638	9,757	12%	78,103
TAMPA GENERAL HOSPITAL	4	70,994	5,694	7%	76,692
UF HEALTH MEDICAL LAB	33	69,687	5,734	8%	75,454
BPHL-TAMPA (SPECTRUM BLVD)	45	63,899	10,818	14%	74,762
DIATHERIX LABORATORIES		63,567	8,943	12%	72,510
TESTING MATTERS INC	57	60,930	7,883	11%	68,870
AKESOGEN		55,738	9,032	14%	64,770
BAPTIST HEALTH SOUTH FLORIDA	228	51,078	7,927	13%	59,233
ASCENSION ST VINCENT'S - RIVERSIDE	1	50,803	5,912	10%	56,716
JACKSON MEMORIAL HOSPITAL CLINICAL LAB	79	46,390	8,676	16%	55,145
ARUP LABORATORIES	16	49,943	2,898	5%	52,857
LAKELAND REGIONAL MEDICAL CENTER	118	45,644	5,030	10%	50,792
UF HEALTH SHANDS HOSPITAL	301	47,444	2,896	6%	50,641
AMERICAN HEALTH ASSOCIATES	9	46,997	3,487	7%	50,493
AIT LABORATORIES		41,205	4,684	10%	45,889
CDR MAGUIRE - HEALTH CARE CENTER		39,505	5,498	12%	45,003
VIRACOR EUROFINS		34,824	9,697	22%	44,521
PWNHEALTH	62	41,356	3,095	7%	44,513
SOUTH MIAMI HOSPITAL LAB	175	36,176	4,699	11%	41,050

COVID-19: testing by laboratory

Data through Dec 13, 2020 verified as of Dec 14, 2020 at 09:25 AM

Data in this report are provisional and subject to change.

The numbers in the table below represent the number of Florida and non-Florida residents for whom test results were received by the Department of Health. A person can be tested by more than one laboratory and can have both positive and negative results. **Therefore, the sum of the numbers in each column will be larger than the total number of people tested.**

Reporting lab	Inconclusive	Negative	Positive	Percent positive	Total
APPLIED INGENUITY DIAGNOSTICS LLC		35,461	1,627	4%	37,088
ORANGE COUNTY CONVENTION CENTER		33,330	3,648	10%	36,978
TALLAHASSEE MEMORIAL HOSPITAL	153	33,137	3,681	10%	36,971
BAPTIST HEALTH - JACKSONVILLE	4	34,525	2,327	6%	36,856
MIAMI DADE COUNTY☐		32,093	3,527	10%	35,620
WALGREENS	30	27,929	5,073	15%	33,032
LEE HEALTH - CAPE CORAL HOSPITAL	3	27,269	4,331	14%	31,603
BROWARD GENERAL MEDICAL CENTER-CLINICAL LAB	2	27,738	2,813	9%	30,553
SARASOTA MEMORIAL HOSPITAL MAIN LAB	12	27,809	2,110	7%	29,931
INGENIOUS PERSONALIZED MEDICINE	127	24,422	4,629	16%	29,178
MILLENNIUM PHYSICIAN GROUP	17	24,923	4,218	14%	29,158
UNIVERSITY OF MIAMI HOSPITAL	32	26,104	2,769	10%	28,905
FLORIDA HOSPITAL - TAMPA	37	25,406	2,050	7%	27,493
UF HEALTH JACKSONVILLE	42	25,169	2,279	8%	27,490
NICKLAUS CHILDREN'S HOSPITAL	53	23,897	3,416	12%	27,366
ECCO LAB GROUP CO	385	22,237	3,742	14%	26,364
NORTH FLORIDA REGIONAL MEDICAL CENTER		20,380	2,070	9%	22,450
ST JOSEPHS HOSPITAL LABORATORY	19	19,662	2,547	11%	22,228
MOUNT SINAI MEDICAL CENTER	7	20,243	1,942	9%	22,192
BRANDON REGIONAL HOSPITAL		19,178	2,263	11%	21,441
STATLAB_MOBILE	1	19,242	1,984	9%	21,227
ACCESS DX LABORATORY	197	18,825	1,886	9%	20,908
PALMETTO GENERAL HOSPITAL LAB	3	17,158	3,591	17%	20,752
GENESIS REFERENCE LABORATORIES		18,998	1,683	8%	20,681
JUPITER MEDICAL CENTER LAB	53	18,949	1,677	8%	20,679
ADVENT HEALTH - DAYTONA BEACH	32	18,883	1,426	7%	20,341
JFK MEDICAL CENTER LAB	1	17,757	2,219	11%	19,977
NAPLES COMMUNITY HOSPITAL	60	17,407	1,776	9%	19,243
LAB DIAGNOSTICS LLC	376	12,920	5,158	28%	18,454
INTEGRATED REGIONAL LABORATORIES LLP		15,438	2,255	13%	17,693
PANCARE OF FLORIDA INC		15,793	1,583	9%	17,376
AVENTUS BIO LABS	16	15,166	2,004	12%	17,186
BIOCERNA LABS	461	14,582	2,112	12%	17,155
PATIENTS FIRST LAKE ELLA MEDICAL CENTER PA		14,384	2,580	15%	16,964
ADVENTIST HEALTH SYSTEMS SUNBELT INC DBA		16,108	649	4%	16,757
DRS CLACK SPENCER WHITE & MCCORMACK PA D/B/A		15,253	1,478	9%	16,731
HEALTH CENTER AT SINAI RESIDENCES		16,251	411	2%	16,662
SAINT MARY'S MEDICAL CENTER	22	14,420	1,692	10%	16,134
MORTON PLANT HOSPITAL-ADLER INSTITUTE	10	14,540	1,373	9%	15,923
EXACT SCIENCES LABORATORIES		13,834	1,176	8%	15,010
HEALTHLINK DIAGNOSTIC LABORATORIES	104	13,401	1,044	7%	14,549
INDIAN RIVER MEDICAL CENTER LAB		13,669	846	6%	14,515
HOLY CROSS HOSPITAL CLINICAL LAB	1	13,291	818	6%	14,110
STS LAB 2 LLC	6	13,640	425	3%	14,071

COVID-19: testing by laboratory

Data through Dec 13, 2020 verified as of Dec 14, 2020 at 09:25 AM

Data in this report are provisional and subject to change.

The numbers in the table below represent the number of Florida and non-Florida residents for whom test results were received by the Department of Health. A person can be tested by more than one laboratory and can have both positive and negative results. **Therefore, the sum of the numbers in each column will be larger than the total number of people tested.**

Reporting lab	Inconclusive	Negative	Positive	Percent positive	Total
CLEVELAND CLINIC HOSPITAL LAB	4	12,099	1,536	11%	13,639
WELLINGTON REGIONAL MED CTR LAB	5	11,898	1,451	11%	13,354
LEESBURG REGIONAL MEDICAL CENTER		12,092	1,238	9%	13,330
OSCEOLA REGIONAL MEDICAL CENTER	1	11,465	1,566	12%	13,032
HOMESTEAD HOSPITAL CLINICAL LABORATORY	25	10,600	2,146	17%	12,771
RUTGERS CLINICAL GENOMICS LABORATORY	44	12,266	444	3%	12,754
WATSON CLINIC LLP		10,800	1,874	15%	12,674
MEMORIAL HOSPITAL JACKSONVILLE	8	10,453	1,889	15%	12,350
FLORIDA HOSPITAL WATERMAN LABORATORY	70	10,998	855	7%	11,923
ST MARKS HOSPITAL LABORATORY B	78	10,627	1,002	9%	11,707
MEMORIAL REGIONAL HOSPITAL CLINICAL LABORATORY	10	10,904	744	6%	11,658
LEE HEALTH - LEE MEMORIAL HOSPITAL		8,609	2,811	25%	11,420
WEST KENDALL BAPTIST HOSPITAL	9	9,268	2,083	18%	11,360
NORTHWEST MEDICAL CENTER	1	9,946	1,368	12%	11,315
PWN HEALTH	17	9,281	2,004	18%	11,302
DELRAY MEDICAL CENTER LAB	3	10,214	1,041	9%	11,258
PRIVA PATH LABS	50	10,604	540	5%	11,194
ORANGE PARK MEDICAL CENTER	9	9,477	1,703	15%	11,189
BETHESDA HOSPITAL EAST		10,105	918	8%	11,023
LAWNWOOD REGIONAL MEDICAL CENTER	1	9,457	1,331	12%	10,789
OAK HILL HOSPITAL		9,695	1,031	10%	10,726
BAPTIST HEALTH - SOUTH		9,869	732	7%	10,601
ST ANTHONY'S HOSPITAL LAB	14	9,398	1,049	10%	10,461
LARKIN COMMUNITY HOSPITAL INC DBA CARDIOTROPIC		6,820	3,621	35%	10,441
WINTER HAVEN HOSPITAL CLINICAL LABORATORY	3	8,903	1,434	14%	10,340
UHEALTH CORAL GABLES/LENNAR MED CTR	3	9,612	566	6%	10,181
DWIC OF TAMPA BAY INC		9,757	341	3%	10,098
CLEVELAND CLINIC TRADITION HOSPITAL		9,493	575	6%	10,068
LARGO MEDICAL CENTER		9,088	971	10%	10,059
BAYFRONT HEALTH - ST PETERSBURG	16	8,631	1,331	13%	9,978
GOOD SAMARITAN MEDICAL CENTER LAB	1	8,635	1,255	13%	9,891
SRQ DRIVE THROUGH		8,944	905	9%	9,849
LARKIN COMMUNITY HOSPITAL	10	8,451	1,292	13%	9,753
COAST DIAGNOSTICS LLC	29	8,844	729	8%	9,602
PALM BEACH BALL PARK		8,605	994	10%	9,599
WESTSIDE REGIONAL MED CTR	2	8,228	1,316	14%	9,546
MERCY HOSPITAL A CAMPUS OF PLANTATION GEN HOSP LAB	1	7,830	1,502	16%	9,333
AVECINA	17	8,727	571	6%	9,315
MEASE COUNTRYSIDE LAB	2	8,449	829	9%	9,280
ST JOSEPHS HOSPITAL	8	8,164	1,049	11%	9,221
GULF COAST MEDICAL CENTER MICROLAB		7,212	2,002	22%	9,214
PALMS WEST HOSPITAL LAB	2	7,848	1,260	14%	9,110
VISTA CLINICAL DIAGNOSTICS	130	8,324	641	7%	9,095
AEGIS SCIENCES CORPORATION	39	8,158	863	10%	9,060
MEDICAL CENTER OF TRINITY CLINICAL LABORATORY	1	8,182	825	9%	9,008

COVID-19: testing by laboratory

Data through Dec 13, 2020 verified as of Dec 14, 2020 at 09:25 AM

Data in this report are provisional and subject to change.

The numbers in the table below represent the number of Florida and non-Florida residents for whom test results were received by the Department of Health. A person can be tested by more than one laboratory and can have both positive and negative results. **Therefore, the sum of the numbers in each column will be larger than the total number of people tested.**

Reporting lab	Inconclusive	Negative	Positive	Percent positive	Total
WEST FLORIDA HOSPITAL LAB		7,271	1,627	18%	8,898
BAPTIST HEALTHCARE - BAPTIST HOSPITAL	5	7,359	1,500	17%	8,864
REGIONAL MEDCIAL CENTER BAYONET POINT	2	8,263	569	6%	8,834
MALABAR MEDICAL WALK IN CLINIC		7,741	1,030	12%	8,771
CORAL GABLES HOSPITAL CLINICAL LABORATORY		7,376	1,372	16%	8,748
THE VILLAGES REGIONAL HOSPITAL		8,113	626	7%	8,739
HALIFAX MEDICAL CENTER LAB	34	7,477	1,202	14%	8,713
WEST BOCA MEDICAL CENTER LAB		8,029	665	8%	8,694
BOSTON HEART DIAGNOSTICS CORP		7,525	1,152	13%	8,677
MANATEE MEMORIAL HOSPITAL		7,914	671	8%	8,585
AVENTURA HOSPITAL LAB		6,835	1,523	18%	8,358
FLORIDA HOSPITAL HEARTLAND MED CTR CLINICAL LAB	33	7,323	995	12%	8,351
ACCESS MEDICAL LABORATORIES	1	4,656	3,693	44%	8,350
CAPITAL REGIONAL MEDICAL CTR		6,873	1,476	18%	8,349
AVECINA MEDICAL OAKLEAF	3	6,977	1,330	16%	8,310
LEE HEALTH - HEALTH PARK MEDICAL CENTER		6,901	1,338	16%	8,239
BLAKE MEDICAL CENTER		7,216	996	12%	8,212
PALM BEACH GARDENS MEDICAL CTR LAB		7,502	709	9%	8,211
ADVENT HEALTH - WESLEY CHAPEL	14	7,477	647	8%	8,138
BINAXNOW	9	6,186	1,721	22%	7,916
DOCTORS HOSPITAL	4	6,524	1,187	15%	7,715
INDIAN RIVER PATHOLOGY LLC		7,082	561	7%	7,643
NCH NORTH NAPLES HOSPITAL LAB	15	6,733	827	11%	7,575
AVECINA MEDICAL	4	6,098	1,449	19%	7,551
NIGHT LITE PEDIATRICS	4	5,768	1,739	23%	7,511
INFORM DIAGNOSTICS, INC		6,971	380	5%	7,351
FLORIDA HOSPITAL FLAGLER	29	6,771	460	6%	7,260
LAKE CITY MEDICAL CENTER		5,859	1,381	19%	7,240
LAKE CITY HM		6,729	431	6%	7,160
NONA SCIENTIFIC	4	5,627	1,518	21%	7,149
FLORIDA MEDICAL CENTER - A CAMPUS OF NORTH SHORE	2	6,260	848	12%	7,110
PLANTATION GENERAL HOSPITAL		5,965	1,095	16%	7,060
GENOVA DIAGNOSTICS LABORATORY	22	6,549	478	7%	7,049
CORAL SPRINGS MED CTR		6,282	630	9%	6,912
NORTHSIDE HOSPITAL AND HEART INSTITUTE		6,233	655	10%	6,888
P4 CLINICAL, LLC	74	6,179	518	8%	6,771
NEMOURS CHILDRENS HOSPITAL		6,526	233	3%	6,759
FLORIDA LABORATORY ANALYSIS		6,104	646	10%	6,750
FLORIDA HOSPITAL DELAND	10	5,883	834	12%	6,727
PATHNOSTICS	17	5,087	1,612	24%	6,716
NORTH SHORE MEDICAL CENTER		5,593	1,116	17%	6,709
LUMINUS DIAGNOSTICS		6,166	529	8%	6,695
ALL CHILDREN'S HOSPITAL		6,225	371	6%	6,596
FLORIDA HOSPITAL ZEPHYRHILLS	10	6,035	543	8%	6,588
BROWARD HEALTH NORTH CLINICAL LABORATORY		5,803	726	11%	6,529
CENTRAL FLORIDA REGIONAL HOSPITAL		5,891	587	9%	6,478
NIGHT LITE PEDIATRIC CENTER LLC		5,903	514	8%	6,417

COVID-19: testing by laboratory

Data through Dec 13, 2020 verified as of Dec 14, 2020 at 09:25 AM

Data in this report are provisional and subject to change.

The numbers in the table below represent the number of Florida and non-Florida residents for whom test results were received by the Department of Health. A person can be tested by more than one laboratory and can have both positive and negative results. **Therefore, the sum of the numbers in each column will be larger than the total number of people tested.**

Reporting lab	Inconclusive	Negative	Positive	Percent positive	Total
FLORIDA HOSPITAL OF CARROLLWOOD	22	5,520	705	11%	6,247
VISTA CLINICAL	8	3,571	2,664	43%	6,243
BAPTIST HEALTH SOUTH FLORIDA - WEST KENDALL URGENT CARE		5,287	887	14%	6,174
MEMORIAL HOSPITAL WEST LABORATORY SERVICES	14	5,549	561	9%	6,124
CLEVELAND CLINIC MARTIN SOUTH HOSPITAL	1	5,578	503	8%	6,082
OCALA REGIONAL MEDICAL CENTER		5,405	651	11%	6,056
WEST PALM HOSPITAL LAB		5,560	469	8%	6,029
GENESIS MEDICAL LABORATORY	71	5,101	773	13%	5,945
LEE HEALTH - GULF COAST MEDICAL CENTER	2	4,846	1,050	18%	5,898
BAPTIST HEALTH - BEACHES		5,476	401	7%	5,877
FULGENT DIAGNOSTICS	98	5,398	338	6%	5,834
ADVENTHEALTH CENTRA CARE LAKE BUENA VISTA		5,418	231	4%	5,649
KD MEDICAL CHOICE LLC		5,059	577	10%	5,636
UNITED CLINICAL LABORATORY LLC	2	4,562	1,060	19%	5,624
MEDEXPRESS URGENT CARE	2	3,589	1,908	35%	5,499
MORTON PLANT-MEASE	1	5,028	402	7%	5,431
LABSTAT LLC	2	5,110	285	5%	5,397
MEMORIAL HOSPITAL MICRO		4,988	346	6%	5,334
ANNE BATES LEACH EYE HOSPITAL/ ABLEH MICROBIOLOGY LABORATORY		5,253	75	1%	5,328
LAKEWOOD RANCH MEDICAL CENTER		4,923	384	7%	5,307
LEON MEDICAL CENTERS LLC		4,195	1,100	21%	5,295
POINCIANA MEDICAL CENTER		4,141	1,135	22%	5,276
MARTIN HOSPITAL SOUTH LAB		4,966	280	5%	5,246
AMERICAN FAMILY CARE		3,082	2,106	41%	5,188
WEST MARION COMMUNITY HOSPITAL LAB		4,506	641	12%	5,147
FLORIDA HOSPITAL FISH MEMORIAL	19	4,489	599	12%	5,107
ST JOSEPHS NORTH HOSPITAL LAB	2	4,519	567	11%	5,088
ARCPOINT LABS OF FORT MYERS	4	4,390	625	12%	5,019
SUNRISE MEDICAL LABORATORIES	2	4,555	305	6%	4,862
CLEVELAND CLINIC MARTIN NORTH HOSPITAL		4,407	444	9%	4,851
BAPTIST HEALTH SOUTH FLORIDA - COUNTRY WALK URGENT CARE		4,143	705	15%	4,848
AVERO DIAGNOSTICS - IRVING	2	4,484	303	6%	4,789
UNKNOWN	3	2,800	1,981	41%	4,784
CARDIOPATH	1	4,358	420	9%	4,779
IMPERIAL POINT MEDICAL CENTER		4,392	364	8%	4,756
ST LUCIE MEDICAL CENTER		3,908	842	18%	4,750
TROPICANA FIELD - LOT 2	17	4,297	411	9%	4,725
THE HEALTHCARE DISTRICT OF PALM BEACH COUNTY	15	4,288	420	9%	4,723
SOUTH BAY HOSPITAL CLINICAL LAB		4,287	420	9%	4,707
VIKOR SCIENTIFIC	5	3,811	869	19%	4,685
BAPTIST HEALTH - NASSAU		4,445	203	4%	4,648
MEDARBOR DIAGNOSTICS	1	3,631	921	20%	4,553
OVIEDO MEDICAL CENTER		4,056	460	10%	4,516
HIALEAH HOSPITAL	4	3,534	869	20%	4,407
MOFFITT CANCER CENTER	6	4,266	87	2%	4,359
BAPTIST HEALTH SOUTH FLORIDA - MIAMI LAKES URGENT CARE		3,467	838	19%	4,305
SOUTH FLORIDA BAPTIST HOSPITAL MICRO	2	3,666	585	14%	4,253

COVID-19: testing by laboratory

Data through Dec 13, 2020 verified as of Dec 14, 2020 at 09:25 AM

Data in this report are provisional and subject to change.

The numbers in the table below represent the number of Florida and non-Florida residents for whom test results were received by the Department of Health. A person can be tested by more than one laboratory and can have both positive and negative results. **Therefore, the sum of the numbers in each column will be larger than the total number of people tested.**

Reporting lab	Inconclusive	Negative	Positive	Percent positive	Total
FORT WALTON BEACH MEDICAL CENTER		3,686	565	13%	4,251
HEALTHQUEST ESOTERICS		2,992	1,126	27%	4,118
ST PETERSBURG GENERAL HOSPITAL		3,458	649	16%	4,107
EXPRESS GENE MOLECULAR DIAGNOSTICS LABORATORY		3,124	974	24%	4,098
CernerELR_Advent		3,761	333	8%	4,094
FLORIDA HOSPITAL NORTH PINELLAS	11	3,779	285	7%	4,075
CARDIOTROPIC LABS	83	3,141	724	18%	3,948
NIGHT LITE PEDIATRICS URGENT CARE	1	3,392	537	14%	3,930
PHYSICIANS REGIONAL MEDICAL CENTER - PINE RIDGE RD	1	3,247	673	17%	3,921
SYNERGY LABORATORIES	7	3,524	359	9%	3,890
BAPTIST HEALTH SOUTH FLORIDA - DORAL URGENT CARE		3,176	711	18%	3,887
ISPM LABS, LLC DBA CAPSTONE DIAGNOSTICS, LLC		3,775	100	3%	3,875
SANTA ROSA MEDICAL CENTER		3,251	596	15%	3,847
H LEE MOFFITT CANCER CENTER LABORATORY		3,708	62	2%	3,770
BAPTIST HEALTH SOUTH FLORIDA - WESTCHESTER URGENT CARE		3,151	605	16%	3,756
HOLIDAY CVS LLC		3,560	179	5%	3,739
UNIVERSITY HOSPITAL AND MEDICAL CENTER		2,869	818	22%	3,687
BAYFRONT HEALTH - VENICE REGIONAL MEDICAL	1	3,417	268	7%	3,686
BAPTIST HEALTH SOUTH FLORIDA - PEMBROKE PINES URGENT CARE		3,124	528	14%	3,652
BAYCARE COMMUNITY HEALTH		3,578	69	2%	3,647
BAPTIST HEALTH SOUTH FLORIDA - CORAL SPRINGS URGENT CARE		3,189	430	12%	3,619
CLARITY LAB SOLUTIONS LLC		3,608	4	0%	3,612
EGLIN AIR FORCE BASE	8	2,647	957	26%	3,612
FLORIDA HOSPITAL Ocala		3,363	244	7%	3,607
PUTNAM COMMUNITY MEDICAL CENTER		3,132	379	11%	3,511
SOLARIS DIAGNOSTICS	4	3,169	334	10%	3,507
BAPTIST HEALTH - NORTH		2,720	729	21%	3,449
MEASE DUNEDIN HOSPITAL	4	3,112	271	8%	3,387
GENE BY GENE, GENOMICS RESEARCH CENTER LAB	37	3,231	94	3%	3,362
WESTCHESTER HOSPITAL	23	2,740	570	17%	3,333
BAYFRONT HEALTH - PORT CHARLOTTE		3,016	269	8%	3,285
ACUTIS DIAGNOSTICS	15	2,778	463	14%	3,256
PALMS OF PASADENA HOSPITAL		2,929	320	10%	3,249
RAULERSON HOSPITAL		2,686	492	15%	3,178
MIDWAY SPECIALTY CARE CENTER DIAGNOSTICS	37	2,890	217	7%	3,144
DOCTORS HOSPITAL OF SARASOTA CLINICAL LABORATORY		2,791	351	11%	3,142
SYNERGY DIAGNOSTIC LABORATORY	83	2,767	247	8%	3,097
NORTHWEST FLORIDA COMMUNITY HOSPITAL	21	2,178	892	29%	3,091
ADVENTHEALTH CENTRA CARE DR PHILLIPS		2,936	122	4%	3,058
ANGEL KIDS PEDIATRICS		2,931	107	4%	3,038
ADVENTHEALTH CENTRA CARE WINTER GARDEN		2,853	157	5%	3,010
MEMORIAL HOSPITAL- MIRAMAR	12	2,774	221	7%	3,007
MINUTECLINIC LLC		2,591	406	14%	2,997
STONE CLINICAL LABORATORIES		2,789	96	3%	2,885
TWIN CITIES HOSPITAL	1	2,564	314	11%	2,879
MEDICAL DNA LABS LLC	2	2,691	179	6%	2,872
BETHESDA HOSPITAL WEST		2,598	241	8%	2,839

COVID-19: testing by laboratory

Data through Dec 13, 2020 verified as of Dec 14, 2020 at 09:25 AM

Data in this report are provisional and subject to change.

The numbers in the table below represent the number of Florida and non-Florida residents for whom test results were received by the Department of Health. A person can be tested by more than one laboratory and can have both positive and negative results. **Therefore, the sum of the numbers in each column will be larger than the total number of people tested.**

Reporting lab	Inconclusive	Negative	Positive	Percent positive	Total
ADVENTHEALTH CENTRA CARE WINTER PARK		2,723	109	4%	2,832
BAPTIST HEALTH SOUTH FLORIDA - CORAL GABLES (UNIVERSITY) URGENT CARE		2,484	329	12%	2,813
QDX PATHOLOGY SERVICES	1	2,514	266	10%	2,781
WALGREENS ORLANDO	3	2,410	319	12%	2,732
WALGREEN CO	2	2,411	313	11%	2,726
VETERANS AFFAIRS MEDICAL CENTER - ORLANDO		1,342	1,354	50%	2,696
MEDCOMP SCIENCES LLC	29	1,316	1,344	50%	2,689
THE CENTER FOR URGENT CARE	3	2,167	496	19%	2,666
ADVENTHEALTH CENTRA CARE UNIVERSITY		2,560	91	3%	2,651
BAPTIST HEALTH SOUTH FLORIDA - TAMiami TRAIL URGENT CARE		2,117	508	19%	2,625
ADVENTHEALTH CENTRA CARE ST CLOUD		2,446	177	7%	2,623
CENTRA CARE - WATERFORD LAKES		2,046	573	22%	2,619
BAPTIST HEALTH SOUTH FLORIDA - CORAL GABLES URGENT CARE		2,217	388	15%	2,605
ADVENTHEALTH CENTRA CARE HUNTERS CREEK		2,405	191	7%	2,596
BAPTIST HEALTH SOUTH FLORIDA - PINECREST URGENT CARE		2,273	321	12%	2,594
CLINICAL REFERENCE LABORATORY	2	2,474	89	3%	2,565
BAYFRONT HEALTH - SEVEN RIVERS		2,362	198	8%	2,560
MINUTECLINIC LLC #3703		2,210	333	13%	2,543
BAPTIST HEALTH SOUTH FLORIDA - WESTON URGENT CARE		2,288	246	10%	2,534
ADVENT HEALTH - Ocala		2,124	402	16%	2,526
BAPTIST HEALTH SOUTH FLORIDA - DAVIE URGENT CARE		2,125	378	15%	2,503
CITRUS MEMORIAL HOSPITAL LABORATORY		2,199	289	12%	2,488
ASCENSION SACRED HEART - EMERALD COAST		2,065	368	15%	2,433
BAYFRONT HEALTH - BROOKSVILLE		2,118	303	13%	2,421
MINUTECLINIC		2,150	266	11%	2,416
ADVENTHEALTH CENTRA CARE LEE ROAD		2,314	101	4%	2,415
URGENT CARE CURE	2	2,117	290	12%	2,409
ADVENTHEALTH CENTRA CARE KISSIMMEE		2,303	106	4%	2,409
LAKESIDE MEDICAL CENTER		1,909	481	20%	2,390
ADVENTHEALTH CENTRA CARE SANFORD		2,263	119	5%	2,382
ADVENTHEALTH CENTRA CARE CLERMONT		2,273	108	5%	2,381
BAPTIST HEALTH SOUTH FLORIDA - PALMETTO BAY URGENT CARE		2,042	338	14%	2,380
SELECT LABORATORIES - MARION COUNTY, FL LLC	3	2,207	165	7%	2,375
BARTOW REGIONAL MEDICAL CENTER	1	2,051	285	12%	2,337
MEMORIAL HOSPITAL PEMBROKE	3	2,065	265	11%	2,333
ADVENTHEALTH CENTRA CARE LAKE MARY		2,236	88	4%	2,324
ENGLEWOOD COMMUNITY HOSPITAL		2,142	181	8%	2,323
LEE HEALTH - COCONUT POINT CLINICAL LAB	2	1,872	433	19%	2,307
PEDIATRIC HEALTH CARE ALLIANCE PA		2,138	168	7%	2,306
BAPTIST HEALTH SOUTH FLORIDA - KENDALE LAKES URGENT CARE		1,840	450	20%	2,290
SUNCOAST PATHOLOGY ASSOCIATES		2,092	168	7%	2,260
COMMUNITY HEALTH NORTHWEST FLORIDA	4	1,696	528	24%	2,228
DOCTORS URGENT CARE LLC	1	1,824	393	18%	2,218
AMELIA URGENT CARE		1,411	796	36%	2,207
ADVENTIST HEALTH SYSTEMS, SUNBELT INC		2,122	84	4%	2,206
ADVENTHEALTH CENTRA CARE WATERFORD LAKES		2,050	155	7%	2,205
SPORTS DRUG TESTING LABORATORY	38	2,100	57	3%	2,195

COVID-19: testing by laboratory

Data through Dec 13, 2020 verified as of Dec 14, 2020 at 09:25 AM

Data in this report are provisional and subject to change.

The numbers in the table below represent the number of Florida and non-Florida residents for whom test results were received by the Department of Health. A person can be tested by more than one laboratory and can have both positive and negative results. **Therefore, the sum of the numbers in each column will be larger than the total number of people tested.**

Reporting lab	Inconclusive	Negative	Positive	Percent positive	Total
CENTRA CARE SAINT CLOUD	1	1,885	303	14%	2,189
BMCT Molecular Diagnostics Subsection		1,792	364	17%	2,156
AHCC WESLEY CHAPEL		2,040	99	5%	2,139
ADVENTHEALTH CENTRA CARE APOPKA		1,970	161	8%	2,131
HOLIDAY CVS LLC DBA CVS PHARMACY #5154		2,081	38	2%	2,119
HIGHLANDS REGIONAL MEDICAL CENTER		1,687	422	20%	2,109
ADVENTHEALTH CENTRA CARE MOUNT DORA		1,984	116	6%	2,100
MEDFAST URGENT CARE CENTERS, LLC		1,766	314	15%	2,080
DESOTO MEMORIAL HOSPITAL	3	1,719	346	17%	2,068
LOWER KEYS MEDICAL CENTER		1,839	226	11%	2,065
ADVENT HEALTH - HEART OF FLORIDA ER	1	1,854	180	9%	2,035
EMPIRE CITY LABORATORIES INC	14	1,727	281	14%	2,022
MEDEXPRESS URGENT CARE - ESTERO		1,863	159	8%	2,022
PRECISION HEALTH RESOURCES LLC		1,880	125	6%	2,005
BAPTIST HEALTH URGENT CARE AT SAWGRASS		1,734	264	13%	1,998
BAPTIST HEALTH SOUTH FLORIDA - BRICKELL URGENT CARE		1,667	327	16%	1,994
PHYSICIANS REGIONAL MEDICAL CENTER - COLLIER BLVD	1	1,511	480	24%	1,992
CLARITY LAB SOLUTIONS		1,733	254	13%	1,987
ADVENTHEALTH CENTRA CARE SAND LAKE		1,906	56	3%	1,962
DOC SMILEY'S URGENT CARE		1,705	247	13%	1,952
ADVENTHEALTH CENTRA CARE ALTAMONTE		1,854	91	5%	1,945
ADVENTHEALTH CENTRA CARE LAKELAND		1,851	78	4%	1,929
SARKIS CLINICAL TRIALS		1,687	225	12%	1,912
MARINERS HOSPITAL		1,737	162	9%	1,899
HEALTH FIRST ADVENTHEALTH CENTRA CARE GATEWAY		1,797	72	4%	1,869
BAPTIST HEALTHCARE - GULF BREEZE HOSPITAL	3	1,609	257	14%	1,869
PRIMEHEALTH URGENT CARE	1	1,522	326	18%	1,849
TALLAHASSEE PRIMARY CARE ASSOCIATES		1,699	144	8%	1,843
ADVENTHEALTH CENTRA CARE PORT ORANGE		1,782	60	3%	1,842
BAYFRONT HEALTH - PUNTA GORDA		1,736	97	5%	1,833
ADVENTHEALTH CENTRA CARE LONGWOOD		1,755	68	4%	1,823
ADVENTHEALTH CENTRA CARE OVIEDO		1,670	128	7%	1,798
LABORATORY OF FLORIDA LLC	40	1,641	112	6%	1,793
BAPTIST HEALTH - CLAY		1,533	228	13%	1,761
PHYSICIANS STAT LAB	1	805	954	54%	1,760
ATLANTIS URGENT CARE	1	867	891	51%	1,759
BAPTIST HEALTH EMERGENCY CENTER COUNTRY WALK	1	1,465	270	16%	1,736
BAPTIST HEALTH - OAKLEAF		1,441	285	17%	1,726
NATIONWIDE LABORATORY SERVICES INC	82	1,417	210	12%	1,709
ADVENTHEALTH CENTRA CARE AZALEA PARK		1,603	100	6%	1,703
ADVENT HEALTH - NEW SMYRNA		1,316	386	23%	1,702
BAYFRONT HEALTH - SPRING HILL		1,553	122	7%	1,675
MEDEXPRESS URGENT CARE HUDSON		1,457	209	13%	1,666
PALMS MEDICAL GROUP	5	1,314	342	21%	1,661
MEDEXPRESS URGENT CARE OF BOYNTON BEACH LLC		1,587	42	3%	1,629
ADVENTHEALTH CENTRA CARE ORANGE LAKE		1,530	83	5%	1,613
GENUS3		1,546	64	4%	1,610

COVID-19: testing by laboratory

Data through Dec 13, 2020 verified as of Dec 14, 2020 at 09:25 AM

Data in this report are provisional and subject to change.

The numbers in the table below represent the number of Florida and non-Florida residents for whom test results were received by the Department of Health. A person can be tested by more than one laboratory and can have both positive and negative results. **Therefore, the sum of the numbers in each column will be larger than the total number of people tested.**

Reporting lab	Inconclusive	Negative	Positive	Percent positive	Total
JW PLASTIC SURGERY		1,368	237	15%	1,605
HEALTH FIRST ADVENTHEALTH CENTRA CARE TITUSVILLE		1,518	64	4%	1,582
US BIOTEK LABORATORIES	5	1,352	210	13%	1,567
DOCTORS TEST CENTERS		1,358	198	13%	1,556
FLOWERS HOSPITAL		1,419	135	9%	1,554
BAPTIST HEALTH SOUTH FLORIDA - MIAMI BEACH URGENT CARE		1,331	219	14%	1,550
OPTEO LABORATORY		1,515	32	2%	1,547
MEDEXPRESS URGENT CARE - WEST TAMPA		1,482	56	4%	1,538
TRINITY SPRINGS		1,421	115	7%	1,536
NXGEN MDX LLC	3	1,402	119	8%	1,524
TAMPA COMMUNITY HOSPITAL		1,276	240	16%	1,516
ADVENTHEALTH CENTRA CARE LEESBURG		1,448	63	4%	1,511
ASSOCIATED PATHOLOGISTS, LLC	3	1,250	236	16%	1,489
PROHEALTH		683	799	54%	1,482
COMMUNITY HEALTH CENTERS OF PINELLAS INC		1,216	249	17%	1,465
MEDEXPRESS URGENT CARE - ROYAL PALM BEACH		1,413	40	3%	1,453
PATIENTS CHOICE LABORATORIES		829	577	41%	1,406
MEDFAST URGENT CARE CENTERS LLC		100	1,304	93%	1,404
ADVENTHEALTH CENTRA CARE SOUTH ORANGE		1,326	76	5%	1,402
SCION LAB SERVICES LLC	12	1,300	87	6%	1,399
COASTAL MED URGENT CARE		390	1,001	72%	1,391
ADVENTHEALTH CENTRA CARE COLONIAL TOWN		1,322	68	5%	1,390
EMERALD COAST URGENT CARE		1,042	347	25%	1,389
SPARROW HEALTHCARE	2	1,178	207	15%	1,387
UHEALTH DEERFIELD BEACH/UMSYLVESTER DEERFIELD BEACH LABORATORY	3	1,311	48	4%	1,362
ASCENSION ST VINCENT'S - SOUTHSIDE		1,309	49	4%	1,358
HEALTH FIRST ADVENTHEALTH CENTRA CARE COCOA		1,294	52	4%	1,346
MEDEXPRESS URGENT CARE PALM BEACH GARDENS		1,313	33	2%	1,346
ADVENTHEALTH PROMPT CARE	1	921	411	31%	1,333
MINUTECLINIC LLC # 0709		1,154	179	13%	1,333
ADVANCE MEDICAL OF NAPLES		309	1,017	77%	1,326
JACKSON HOSPITAL CLINICAL LABORATORY		1,149	175	13%	1,324
NCF DIAGNOSTICS & DNA TECHNOLOGIES LAB	39	1,108	159	12%	1,306
INDIAN RIVER MEDICAL CENTER		1,181	118	9%	1,299
EMERALD COAST URGENT CARE, LLC	1	969	313	24%	1,283
NORTH SHORE LONG ISLAND JEWISH HEALTH		1,234	46	4%	1,280
EMERALD COAST URGENT CARE LLC		979	281	22%	1,260
MEDEXPRESS URGENT CARE CAPE CORAL		1,089	160	13%	1,249
FLORIDA FAMILY LABORATORY, INC DBA	3	1,151	87	7%	1,241
MARTIN HEALTH SYSTEM - ST LUCIE WEST		1,118	110	9%	1,228
ADVENTIST HEALTH SYSTEMS SUNBELT IN DBA		1,179	37	3%	1,216
CLINICORE		1,124	91	7%	1,215
FLORIDA MEDICAL CLINIC	1	712	500	41%	1,213
ASSURANCE SCIENTIFIC LABORATORIES	1	970	234	19%	1,205
LABTECH DIAGNOSTIC		966	236	20%	1,202
ACCESS MEDICAL LABS		746	448	38%	1,194
DOCTORS URGENT CARE OF LUTZ LLC	1	955	234	20%	1,190

COVID-19: testing by laboratory

Data through Dec 13, 2020 verified as of Dec 14, 2020 at 09:25 AM

Data in this report are provisional and subject to change.

The numbers in the table below represent the number of Florida and non-Florida residents for whom test results were received by the Department of Health. A person can be tested by more than one laboratory and can have both positive and negative results. **Therefore, the sum of the numbers in each column will be larger than the total number of people tested.**

Reporting lab	Inconclusive	Negative	Positive	Percent positive	Total
HEALTH FIRST ADVENTHEALTH CENTRA CARE MALABAR		1,109	64	5%	1,173
ADVENTHEALTH CENTRA CARE KIDS LAKE MARY		1,138	31	3%	1,169
BARDMOOR LABORATORY	2	1,020	144	12%	1,166
ADVENT HEALTH CENTRA CARE -WINTER PARK KIDS URGENT CARE		1,077	87	7%	1,164
MICROGEN DX		739	413	36%	1,152
NCH NORTHEAST	5	870	276	24%	1,151
EMERGENCY PHYSICIANS MEDICAL CENTER		244	905	79%	1,149
MEDEXPRESS URGENT CARE - LAKELAND		1,090	57	5%	1,147
ARCPPOINT LABS		629	510	45%	1,139
MINUTECLINIC LLC #3631		969	169	15%	1,138
UNIVERSITY OF ALABAMA AT BIRMINGHAM		1,110	24	2%	1,134
MINUTECLINIC LLC 5852		957	169	15%	1,126
DONALD W ROBERTSON DO PA		834	279	25%	1,113
CAPSTONE HEALTHCARE		782	320	29%	1,102
CAREFAST+		835	267	24%	1,102
MEDEXPRESS URGENT CARE LEHIGH ACRES		1,014	80	7%	1,094
BIOCERNA MAIN LAB	1	980	105	10%	1,086
PREMIER URGENT CARE OF BREVARD LLC		897	179	17%	1,076
BAYA PHARMACY & URGENT CARE		738	324	31%	1,062
NYU HOSPITALS CENTER CLINICAL LABORATORIES		1,020	30	3%	1,050
MEDEXPRESS FORT MYERS		915	133	13%	1,048
DYNIX DIAGNOSTIX		888	136	13%	1,024
VAVA PARTNERS LLC		436	575	57%	1,011
PATIENTS FIRST – THOMASVILLE ROAD		898	112	11%	1,010
TOM LEE COMMUNITY HEALTH CENTER		676	319	32%	995
EPN URGENT CARE NAPLES	2	746	246	25%	994
TEMPUS CLINICAL LABORATORY	8	862	117	12%	987
MEDEXPRESS URGENT CARE - GOLDEN GATE		892	92	9%	984
AMELIA EXPRESS CARE		642	332	34%	974
ESCAMBIA COMMUNITY CLINICS INC	4	735	229	24%	968
LAB24 INC	3	292	662	69%	957
PARAMOUNT URGENT CARE		382	574	60%	956
MC DIAGNOSTIC OF CONNECTICUT, PC #2220		813	125	13%	938
VRL EUROFINs - DALLAS		913	13	1%	926
IGENOMIX USA LLC	32	809	84	9%	925
HealthSentry_UHS		867	56	6%	923
VERITOR		809	111	12%	920
COASTAL LABORATORIES		748	170	19%	918
GESSLER CLINIC		488	425	47%	913
ADVENT HEALTH - DADE CITY		812	94	10%	906
MEDEXPRESS URGENT CARE - DELAND		850	54	6%	904
SHELL POINT NURSING PAVILION	1	871	25	3%	897
PHYSICIANS PRIMARY CARE	1	782	101	11%	884
PARRISH MEDICAL CENTER		782	99	11%	881
MELBOURNE MEDICAL LABORATORY☐	1	732	140	16%	873
PARAMOUNT URGENT CARE - WINDERMERE		583	282	33%	865
CARENOW URGENT CARE		589	271	32%	860

COVID-19: testing by laboratory

Data through Dec 13, 2020 verified as of Dec 14, 2020 at 09:25 AM

Data in this report are provisional and subject to change.

The numbers in the table below represent the number of Florida and non-Florida residents for whom test results were received by the Department of Health. A person can be tested by more than one laboratory and can have both positive and negative results. **Therefore, the sum of the numbers in each column will be larger than the total number of people tested.**

Reporting lab	Inconclusive	Negative	Positive	Percent positive	Total
MEDEXPRESS URGENT CARE - VERO BEACH		735	122	14%	857
BAY MEDICAL CENTER SACRED HEART HEALTH SYSTEM		651	206	24%	857
NORTH FLORIDA PEDIATRICS-TALLAHASSEE		788	60	7%	848
BAPTIST HEALTH SOUTH FLORIDA - COUNTRY WALK URGENT CARE EXPRESS		736	111	13%	847
MEDEXPRESS PORT CHARLOTTE		813	29	3%	842
STEWART REFERENCE LABORATORY	1	539	297	35%	837
BAYFRONT HEALTH URGENT CARE LLC		703	126	15%	829
MINUTECLINIC LLC #4415		678	147	18%	825
BAPTIST HEALTH SOUTH FLORIDA - KEY BISCANE URGENT CARE EXPRESS		728	93	11%	821
FLORIDA HOSPITAL ORLANDO		743	74	9%	817
GENE TOX WORLDWIDE	57	666	92	11%	815
ASCENSION ST VINCENT'S - CLAY		775	29	4%	804
RAINBOW RIVER MEDICAL LABORATORY		746	48	6%	794
ADVENTHEALTH CENTRA CARE		753	40	5%	793
PHAROS HEALTH		622	167	21%	789
NITE LITE PEDIATRICS		228	561	71%	789
ELLENTON URGENT CARE		572	212	27%	784
HISTOPATHOLOGY SERVICES, LLC		691	87	11%	778
LENCO MEDICAL LABORATORY		751	24	3%	775
VENTURE MEDICAL OF FLORIDA LLC		687	85	11%	772
PARAMOUNT URGENT CARE - ORLANDO		521	244	32%	765
MACDILL AIR FORCE BASE		709	51	7%	760
PARAMOUNT URGENT CARE - OVIEDO		426	321	43%	747
GENESIS LABORATORY MANAGEMENT	4	617	124	17%	745
BAYFRONT HEALTH - CITRUS HILLS		632	105	14%	737
HOLIDAY CVS LLC DBA CVSPHARMACY #5155		708	23	3%	731
ADVENTHEALTH CENTRA CARE CONWAY		673	57	8%	730
DYNIX DIAGNOSTICS	2	521	206	28%	729
NONE		308	408	57%	716
MINUTECLINIC LLC #5249		605	109	15%	714
DISNEY COVID TEST SITE		703	9	1%	712
LAKE WALES MEDICAL CENTER INC		636	75	11%	711
ST ANNES NURSING CENTER		697	11	2%	708
PEDIATRIC HEALTH CARE ALLIANCE - NORTHDAL		651	48	7%	699
DEPARTMENT OF CLINICAL LABS		681	9	1%	690
QUICK CARE MED PL	2	598	88	13%	688
PREMIER MEDICAL LABORATORY SERVICES	1	463	221	32%	685
CENTRA CARE		423	262	38%	685
ADVENT HEALTH LAB - ORLANDO		427	256	37%	683
MEDEXPRESS URGENT CARE - CLEWISTON		597	78	12%	675
MINI ER ADULT AND PEDIATRIC URGENT CARE		574	98	15%	672
ASCENSION SACRED HEART - GULF		532	135	20%	667
PENSACOLA PEDIATRICS PA	1	571	89	13%	661
CAREFAST MURABELLA		501	155	24%	656
VENICE REGIONAL MEDICAL CENTER		572	83	13%	655
NAPLES URGENT CARE	1	425	227	35%	653
WILLOWBROOKE COURT AT EDGEWATER POINTE ESTATES		645	8	1%	653

COVID-19: testing by laboratory

Data through Dec 13, 2020 verified as of Dec 14, 2020 at 09:25 AM

Data in this report are provisional and subject to change.

The numbers in the table below represent the number of Florida and non-Florida residents for whom test results were received by the Department of Health. A person can be tested by more than one laboratory and can have both positive and negative results. **Therefore, the sum of the numbers in each column will be larger than the total number of people tested.**

Reporting lab	Inconclusive	Negative	Positive	Percent positive	Total
BAPTIST HEALTHCARE - JAY HOSPITAL		511	139	21%	650
STAGEZERO LIFE SCIENCES INC	1	601	47	7%	649
MAVERICK LABS		456	186	29%	642
TYNDALL AIR FORCE BASE		512	125	20%	637
NCH HEALTHCARE SYSTEM MICROBIOLOGY LAB		1	634	100%	635
MEDEXPRESS URGENT CARE CORAL SPRINGS		577	56	9%	633
MINUTECLINIC LLC #3463		540	87	14%	627
ACCU REFERENCE MEDICAL LAB		309	311	50%	620
MINUTECLINIC LLC #5253		549	70	11%	619
CHARLES AIESI CONSULTING INC	1	564	50	8%	615
PATIENTS FIRST - MAHAN DRIVE		164	435	73%	599
MINUTECLINIC LLC #5854		518	80	13%	598
ADVENT HEALTH CENTRA CARE - MOUNT DORA		276	316	53%	592
EUROFINS NTD, LLC		557	33	6%	590
ADVENT HEALTH CENTRA CARE - WATERFORD LAKES		480	94	16%	574
BAPTIST HEALTH - MD ANDERSON CANCER CENTER		570	3	1%	573
CENTRA CARE - SOUTH ORANGE		405	168	29%	573
POINT OF CARE TESTING SITE		549	22	4%	571
WHITE WILSON MEDICAL CENTER		56	513	90%	569
MINUTECLINIC LLC #5190		490	78	14%	568
MEDONE PLLC		463	102	18%	565
CVS HEALTH		411	151	27%	562
FLORIDA COMMUNITY HEALTH CENTER		481	71	13%	552
Victoria Nursing and Rehabilitation Center		525	26	5%	551
PHARMCO RX		489	60	11%	549
VITAE DIAGNOSTICS		534	13	2%	547
DOCTOR'S MEMORIAL HOSPITAL		425	119	22%	544
MINI ER WATERFORD LAKES, THE		478	64	12%	542
INTERLACHEN PEDIATRICS		511	29	5%	540
FLAGLER HOSPITAL	8	29	502	93%	539
MINUTECLINIC, LLC DBA MINUTECLINIC #4717		527	11	2%	538
UHEALTH CLINIC AT WALGREENS		450	88	16%	538
PRIMARY CARE OF THE TREASURE COAST		484	53	10%	537
VETERANS AFFAIRS MEDICAL CENTER - JAMES A HALEY			534	100%	534
Tampa Lakes Health and Rehabilitation Center	2	468	62	12%	532
COASTAL PEDIATRIC GROUP		470	60	11%	530
HOLY CROSS HOSPITAL LABORATORY			523	100%	523
ECCOLAB GROUP	1	143	377	72%	521
MANOR PINES CONVALESCENT CENTER LLC	1	512	7	1%	520
ED FRASER MEMORIAL HOSPITAL		413	107	21%	520
SOLARIS HEALTHCARE PALATKA		511	8	2%	519
MOUNT SINAI LABORATORY		500	19	4%	519
SOUTHEAST ALABAMA MEDICAL CENT		469	47	9%	516
NCF DIAGNOSTICS & DNA TECHNOLOGIES	15	192	309	60%	516
PALACE NURSING HOME & REHAB CENTER		514	1	0%	515
UNIVERSITY OF WEST FLORIDA STUDENT HEALTH SERVICES		423	87	17%	510
HOLMES REGIONAL MEDICAL CENTER		5	505	99%	510

COVID-19: testing by laboratory

Data through Dec 13, 2020 verified as of Dec 14, 2020 at 09:25 AM

Data in this report are provisional and subject to change.

The numbers in the table below represent the number of Florida and non-Florida residents for whom test results were received by the Department of Health. A person can be tested by more than one laboratory and can have both positive and negative results. **Therefore, the sum of the numbers in each column will be larger than the total number of people tested.**

Reporting lab	Inconclusive	Negative	Positive	Percent positive	Total
MINUTECLINIC LLC #7886		463	44	9%	507
SHORELINE PHYSICIAN GROUP		333	173	34%	506
TENNESSEE DOH - NASHVILLE	2	446	54	11%	502
The Sands at South Beach		499	3	1%	502
VITAS HEALTHCARE CORPORATION OF FLA		499	3	1%	502
MOLECULAR INFECTIOUS DISEASES		492	7	1%	499
ST JOHN'S NURSING CENTER		483	6	1%	489
Community_Health		385	95	20%	480
DAVITA LABORATORY		426	54	11%	480
ADDICTION LABS OF AMERICA	2	439	37	8%	478
SEBASTIAN RIVER MEDICAL CENTER	1	379	98	21%	478
LEE HEALTH CONVENIENT CARE - PAGE FIELD		393	82	17%	475
JOHN KNOX VILLAGE HEALTH CENTER		465	7	1%	472
KENDALL HEALTHCARE PROPERTIES DBA	2	460	9	2%	471
VETERANS AFFAIRS MEDICAL CENTER - BAY PINES		16	455	97%	471
GULF COAST MOLECULAR LABORATORIES	11	390	70	15%	471
VILLA MARIA NURSING & REHAB CENTER INC	1	457	8	2%	466
SANTA ROSA MEDICAL GROUP		390	76	16%	466
MINUTECLINIC LLC #5069		407	57	12%	464
GULF COAST VILLAGE		442	21	5%	463
BROWNWOOD CARE CENTER		424	38	8%	462
BAPTIST HEALTH EMERGENCY CENTER AT WEST CORAL WAY		355	103	22%	458
CLARITY LABS		390	62	14%	452
TREE HOUSE PEDIATRICS PLLC		412	39	9%	451
LEE COUNTY EMERGENCY MEDICAL SERVICE		401	48	11%	449
GOLDEN GLADES NURSING & REHABILITATION CTR		436	4	1%	440
JACKSON MEMORIAL LONG TERM CARE CENTER		430	10	2%	440
ACCESS POINT HEALTHCARE URGENT & PRIMARY CARE		337	101	23%	438
MEMORIAL PEMBROKE 24/7 CARE CENTER		331	102	24%	433
DOC SMILEYS URGENT CARE LLC		342	90	21%	432
AVECINA MEDICAL JULINGTON	1	240	189	44%	430
MID-FLORIDA PATHOLOGY		336	92	21%	428
PRIMARY CARE SERVICES AT INDIAN RIVER ESTATES		421	5	1%	426
SMA SPECIALTY MEDICAL LAB		115	310	73%	425
NORTH SHORE LIJ URGENT CARE PC		411	14	3%	425
NORTH OKALOOSA MEDICAL CENTER		244	181	43%	425
LIFE CARE CENTER OF HILLIARD		417	6	1%	423
MEDEXPRESS URGENT CARE - JAX ATLANTIC BLVD		398	25	6%	423
CLEWISTON NURSING AND REHABILITATION CENTER		419	4	1%	423
INTEGRITY LABORATORIES, LLC	1	327	94	22%	422
NEW YORK HOSPITAL LABORATORIES	1	407	11	3%	419
GARCIA CLINICAL LABORATORY		28	390	93%	418
COASTAL URGENT CARE		350	64	15%	414
TACACHALE CLINICAL LABORATORY		395	14	3%	409
RIVER GARDEN HEBREW HOME FOR THE AGED		367	39	10%	406
C.W. BILL YOUNG VA MEDICAL CENTER		17	389	96%	406
PARAMOUNT URGENT CARE VILLAGES		226	178	44%	404

COVID-19: testing by laboratory

Data through Dec 13, 2020 verified as of Dec 14, 2020 at 09:25 AM

Data in this report are provisional and subject to change.

The numbers in the table below represent the number of Florida and non-Florida residents for whom test results were received by the Department of Health. A person can be tested by more than one laboratory and can have both positive and negative results. **Therefore, the sum of the numbers in each column will be larger than the total number of people tested.**

Reporting lab	Inconclusive	Negative	Positive	Percent positive	Total
LEHIGH REGIONAL MEDICAL CENTER LAB		365	38	9%	403
MEDICAL FP – WHOLE FAMILY HEALTH CENTER		364	37	9%	401
ENZO CLINICAL LABS INC	1	388	12	3%	401
THERADOC		152	249	62%	401
NEW PLANT CITY FAMILY CARE	1	209	189	47%	399
KEYS AHEC SCHOOL MEDICAL CLINIC	4	345	48	12%	397
PALM GARDEN OF PORT SAINT LUCIE		394	3	1%	397
CONSULATE HEALTH CARE OF NEW PORT RICHEY		392	5	1%	397
FOUNTAIN MANOR HEALTH AND REHAB CENTER	1	391	3	1%	395
ANY LAB TEST NOW	1	281	111	28%	393
WOODLANDS MEDICAL SPECIALISTS		323	69	18%	392
THE HEALTH CENTER OF PLANT CITY		387	4	1%	391
ADVENT HEALTH CENTRA CARE - WINTER PARK		257	134	34%	391
Signature HealthCare Center of Waterford		385	4	1%	389
BARBER		13	376	97%	389
CONSULATE HEALTHCARE OF VERO BEACH	11	359	17	4%	387
COVANCE CLINICAL RESEARCH UNIT INC		383	4	1%	387
MEDEXPRESS URGENT CARE BOCA RATON		369	17	4%	386
NORTH FLORIDA PEDIATRICS - LAKE CITY		271	112	29%	383
VETERANS AFFAIRS MEDICAL CENTER		40	337	89%	377
MINI ER AND URGENT CARE		271	105	28%	376
FLO-MEDILAB SERVICES		152	221	59%	373
BAYA PHARMACY WEST		8	365	98%	373
ADVENT HEALTH CENTRA CARE - PORT ORANGE		29	343	92%	372
Good Samaritan Society Kissimmee Village		333	38	10%	371
AMELIA EXPRESS CARE LLC		329	42	11%	371
MEDONE URGENT CARE CENTER		149	222	60%	371
EMERALD SHORES HEALTH AND REHABILITATION		324	47	13%	371
HENDRY REGIONAL MEDICAL CENTER		107	263	71%	370
LIFE CARE CENTER OF ORANGE PARK		366	2	1%	368
FISHERMENS HOSPITAL CLINICAL LAB		339	29	8%	368
THE PRESERVE		363	2	1%	365
EDEN SPRINGS NURSING AND REHAB CENTER		345	18	5%	363
SPECTOR SCIENTIFIC LAB	1	188	174	48%	363
MANOR AT CARPENTERS		340	21	6%	361
NEW YORK PRESBYTERIAN - CUMC CLINICAL		345	15	4%	360
HILLCREST HEALTH CARE & REHABILITATION CENTER		353	7	2%	360
OPTUM LABS LLC		275	83	23%	358
PRIMEHEALTH URGENT CARE INC		293	63	18%	356
INFORM DIAGNOSTICS		349	6	2%	355
PHYSICIAN ASSOCIATES		319	34	10%	353
LAUDERDALE NURSING CENTER LLC	1	347	3	1%	351
NCH HEALTHCARE BONITA		255	96	27%	351
SANFORD LABORATORIES		325	23	7%	348
Plantation Bay Rehabilitation Center		342	6	2%	348
BAYSHORE DIAGNOSTICS		309	37	11%	346
PALM GARDEN OF OCALA		329	16	5%	345

COVID-19: testing by laboratory

Data through Dec 13, 2020 verified as of Dec 14, 2020 at 09:25 AM

Data in this report are provisional and subject to change.

The numbers in the table below represent the number of Florida and non-Florida residents for whom test results were received by the Department of Health. A person can be tested by more than one laboratory and can have both positive and negative results. **Therefore, the sum of the numbers in each column will be larger than the total number of people tested.**

Reporting lab	Inconclusive	Negative	Positive	Percent positive	Total
HARTS HARBOR HEALTH CARE CENTER		342	2	1%	344
HEALTH CENTER AT BRENTWOOD	1	331	11	3%	343
The Manor at Blue Water Bay		327	13	4%	340
FORT MYERS INTERNAL MEDICINE, LLC		310	29	9%	339
WEST GABLES HEALTH CARE CENTER		332	7	2%	339
SELECT REFERENCE LABORATORIES, LLC	1	326	12	4%	339
VALENCIA HILLS HEALTH AND REHABILITATION CENTER		331	7	2%	338
GENEIQ		318	18	5%	336
ADVENT HEALTH CENTRA CARE - LAKE MARY		86	248	74%	334
URGENT CARE BETHESDA	1	282	51	15%	334
GENESIS DIAGNOSTICS		234	100	30%	334
ADVENT HEALTH - TAMPA		124	208	63%	332
NORTH FLORIDA PEDIATRICS PA - SUWANNEE		259	72	22%	331
ST ANDREWS BAY SKILLED NURSING &		327	3	1%	330
Colonial Lakes Health Care		328	2	1%	330
WILLOW BROOKE COURT AT INDIAN RIVER ESTATES		303	25	8%	328
FIU-HEALTH AUXILIARY LABORATORY		301	25	8%	326
MIAMI JEWISH HEALTH SYSTEMS		323	2	1%	325
PENSACOLA PEDIATRICS	1	250	74	23%	325
MY CLINICAL LAB		224	101	31%	325
BALDWIN PEDIATRICS	1	308	15	5%	324
LIFE CARE CENTER OF PENSACOLA		319	5	2%	324
USAFSAM/PHE		173	150	46%	323
MEDICAL VB		274	49	15%	323
NAVAL HOSPITAL - JACKSONVILLE		41	282	87%	323
VETERANS AFFAIRS MEDICAL CENTER - GAINESVILLE		2	320	99%	322
NORTH FLORIDA REHABILITATION & SPECIALTY CARE		317	2	1%	319
PRIMARY CARE SERVICES AT ST ANDREWS ESTATES		318			318
MIDWAY SPECIALTY CARE CENTER	3	202	113	36%	318
CRESTVIEW REHABILITATION CENTER		195	123	39%	318
LIFE CARE CENTER OF NEW PORT RICHEY		298	19	6%	317
Santa Rosa Center for Rehabilitation and Healing		296	19	6%	315
UR MEDICINE LABS- CENTRAL LABORATORY		304	11	3%	315
MED FAST URGENT CARE CENTER		67	248	79%	315
BALDOMERO LOPEZ STATE VETERANS NURSING HOME	2	312	1	0%	315
Point of Care Testing	1	105	207	66%	313
LABORATORY SPECIALISTS OF MICHIGAN		163	150	48%	313
ADVENT HEALTH CENTRA CARE - LEESBURG		13	295	96%	308
GENESIS MEDICAL LABORATORY MIAMI FL.		83	224	73%	307
INDIAN RIVER CTR, LLC		281	26	8%	307
VILLAGE AT VIENNA SQUARE,THE	6	294	4	1%	304
FERNANDINA BEACH REHAB AND NURSING	1	302	1	0%	304
SIGNATURE HEALTHCARE OF BROOKWOOD GARDENS		303			303
MINUTECLINIC LLC #3705		275	27	9%	302
PARKLANDS FACILITY INC	2	298	2	1%	302
CREEKSIDE CARE CENTER		257	44	15%	301
SIPARADIGM, DIAGNOSTIC INFORMATICS		273	28	9%	301

COVID-19: testing by laboratory

Data through Dec 13, 2020 verified as of Dec 14, 2020 at 09:25 AM

Data in this report are provisional and subject to change.

The numbers in the table below represent the number of Florida and non-Florida residents for whom test results were received by the Department of Health. A person can be tested by more than one laboratory and can have both positive and negative results. **Therefore, the sum of the numbers in each column will be larger than the total number of people tested.**

Reporting lab	Inconclusive	Negative	Positive	Percent positive	Total
CLIFFORD CHESTER SIMS STATE VETERANS		296	5	2%	301
MEDONE URGENT CARE AT ST. AUGUSTINE		111	190	63%	301
HARBOUR HEALTH CENTER		297	3	1%	300
MYTEST DIAGNOSTICS		284	16	5%	300
MEDSCAN LABORATORY INC	1	161	138	46%	300
MEDEXPRESS LUTZ		3	297	99%	300
PEDIATRIC HEALTHCARE ALLIANCE PA		272	27	9%	299
MOORINGS PARK INSTITUTE, INC, THE		292	6	2%	298
CORE DIAGNOSTIC LABORATORIES LLC		220	78	26%	298
CLINICAL PATHOLOGY LABS		193	104	35%	297
ADVENT HEALTH CENTRA CARE - TITUSVILLE		56	241	81%	297
BUENA VISTA URGENT CARE		264	31	11%	295
SOLARIS HEALTHCARE CHARLOTTE HARBOR		285	10	3%	295
FLORIDA HOSPITAL WAUCHULA		194	100	34%	294
Stacey Health Care Centers Inc. dba Riverside Care Center		287	6	2%	293
DR G'S URGENT CARE		259	33	11%	292
FAIR HAVENS CENTER, OPCO		289	3	1%	292
NORTHWEST MEDICAL CENTER CLINICAL LABORATORY		175	116	40%	291
CORAL TRACE HEALTH CARE	1	288	1	0%	290
AUBURN UNIVERSITY MEDICAL CLINIC		227	62	21%	289
ADVENT HEALTH CENTRA CARE - PALM COAST		36	252	88%	288
DOH - INDIAN RIVER		245	42	15%	287
RUSKIN HEALTH CENTER		176	109	38%	285
CORAL BAY HEALTHCARE AND REHABILITATION	1	280	3	1%	284
LAKELAND REGIONAL HEALTH SYSTEMS INC		16	266	94%	282
PALMETTO SUBACUTE CARE CENTER		274	7	2%	281
MINUTECLINIC LLC, #10357		280	1	0%	281
SPECIALTY HEALTH AND REHABILITATION CENTER		258	23	8%	281
BOCA BIOLISTICS REFERENCE LABORATORY	2	185	94	33%	281
DOCTORS CENTER,THE		221	58	21%	279
FLORIDA HOSPITAL MEDICAL GROUP		232	47	17%	279
CITRUS NURSING CENTER LLC		266	13	5%	279
LIFE CARE CENTER OF OCALA		277	1	0%	278
PRUITT HEALTH-SANTA ROSA		275	2	1%	277
BOND URGENT CARE LLC		211	65	24%	276
MEDFAST URGENT CARE CENTERS		8	268	97%	276
BIOCEPT		259	16	6%	275
MANOR CARE HEALTH SERVICES - FT MYERS		268	5	2%	273
LIFEBRITE	1	117	155	57%	273
WESTCHESTER GARDENS LIMITED PARTNERSHIP		267	5	2%	272
TREASURE COAST COMMUNITY HEALTH	3	245	22	8%	270
HMA SANTA ROSA MEDICAL CENTER LLC DBA		215	53	20%	268
FAST TRACK URGENT CARE CENTER		1	265	100%	266
MEDFAST URGENT CARE CENTER		82	183	69%	265
PATIENTS FIRST LAKE ELLA MEDICAL CENTER		236	29	11%	265
Quest Diag Unspecifd		173	91	34%	264
Abbey Delray		264			264

COVID-19: testing by laboratory

Data through Dec 13, 2020 verified as of Dec 14, 2020 at 09:25 AM

Data in this report are provisional and subject to change.

The numbers in the table below represent the number of Florida and non-Florida residents for whom test results were received by the Department of Health. A person can be tested by more than one laboratory and can have both positive and negative results. **Therefore, the sum of the numbers in each column will be larger than the total number of people tested.**

Reporting lab	Inconclusive	Negative	Positive	Percent positive	Total
BRIDGEWATER PARK HEALTH AND REHAB		257	7	3%	264
NSPIRE HEALTHCARE MIAMI LAKES	3	252	8	3%	263
FLORIDA HOSPITAL HEARTLAND MED CTR LAKE PLACID		195	66	25%	261
PHYSICIANS REGIONAL WALK-IN		184	76	29%	260
AURORA DIAGNOSTICS BERNHARDT LABORATORIES PATHOLOGY SERVICE		190	69	27%	259
CLIFFORD CHESTER SIMS VA NURSING HOME		251	8	3%	259
CONSULATE HEALTHCARE OF KISSIMMEE		247	12	5%	259
ETHOS WELLNESS PHARMACY		238	21	8%	259
DELTONA HEALTH CARE		239	20	8%	259
PALM GARDEN OF VERO BEACH		249	9	3%	258
BLOUNTSTOWN REHABILITATION CENTER LLC		203	55	21%	258
FLORIDA WOMAN CARE LABORATORY LLC		232	26	10%	258
Life Care Center at Wells Crossing		243	14	5%	257
ADVENT HEALTH - CELEBRATION		244	12	5%	256
AVELLINO LAB USA, INC	1	247	7	3%	255
JACKSON MEMORIAL PERDUE MEDICAL CENTER		245	9	4%	254
MARION E FETHER MEDICAL CENTER, THE		237	17	7%	254
CITY MEDICAL OF NEW JERSEY, PC		232	22	9%	254
PROHEALTH MEDICAL CLINIC		60	193	76%	253
BIOCERNA LLC	8	188	57	23%	253
HAINES CITY REHABILITATION AND NURSING CENTER		250	1	0%	251
ARCPOINTS LABS		229	21	8%	250
QUALITOX LABORATORIES		105	145	58%	250
VETERANS AFFAIRS MEDICAL CENTER - LAKE CITY		52	198	79%	250
SPRINGTREE REHAB & HEALTH CARE CENTER		246	4	2%	250
TIDE LABORATORIES		211	38	15%	249
SHELL POINT VILLAGE MEDICAL CENTER		246			246
MARTIN MEMORIAL MEDICAL CENTER LAB		128	118	48%	246
PARAMOUNT URGENT CARE - CLERMONT		153	93	38%	246
GROWING TOGETHER PEDIATRICS LLC		228	17	7%	245
KEY WEST HEALTH AND REHAB	1	240	4	2%	245
KETAMINE HEALTH CENTERS LLC		222	23	9%	245
APP-UNIPATH, LLC	1	235	9	4%	245
ASCEND CLINICAL	2	232	10	4%	244
ROSEWOOD HEALTHCARE & REHABILITATION CENTER		239	4	2%	243
SOUTHERN OAKS CARE CENTER	1	238	3	1%	242
RICARDO NAVARRO DO PA		225	17	7%	242
ST CLOUD REGIONAL MEDICAL CENTER CLINICAL LAB		197	44	18%	241
GOOD SAMARITAN		236	4	2%	240
ARCPOINT LABS OF CORAL SPRINGS FL		217	22	9%	239
ADVENTHEALTH EXPRESS CARE		125	113	47%	238
PALMS OF SEBRING		225	13	5%	238
Timberridge Center for Rehabilitation and Healing		212	23	10%	235
SOLARIS HEALTHCARE PARKWAY	1	232	2	1%	235
PALM GARDEN OF GAINESVILLE	2	231	2	1%	235
ADVENT HEALTH CENTRA CARE - UNIVERSITY	1	94	139	59%	234
SHORE ACRES CARE CENTER		226	7	3%	233

COVID-19: testing by laboratory

Data through Dec 13, 2020 verified as of Dec 14, 2020 at 09:25 AM

Data in this report are provisional and subject to change.

The numbers in the table below represent the number of Florida and non-Florida residents for whom test results were received by the Department of Health. A person can be tested by more than one laboratory and can have both positive and negative results. **Therefore, the sum of the numbers in each column will be larger than the total number of people tested.**

Reporting lab	Inconclusive	Negative	Positive	Percent positive	Total
DIAMOND RIDGE HEALTH AND REHABILITATION CENTER		222	10	4%	232
24 HOUR PEDIATIC CARE CENTER	1	214	17	7%	232
Marshall Health and Rehabilitation Center		229	2	1%	231
OCEAN VIEW NURSING AND REHAB CENTER		221	10	4%	231
ST JUDE CHILDREN'S RESEARCH HOSPITAL		218	12	5%	230
URGENT CARE OF THE PALM BEACHES		2	228	99%	230
FLORIDA GULF COAST UNIVERSITY		85	145	63%	230
MALABAR/ADVENT CENTRA CARE		43	186	81%	229
CONSULATE HEALTH CARE OF SAFETY HARBOR		225	4	2%	229
ADVENT HEALTH CENTRA CARE - ALTAMONTE SPRINGS		136	93	41%	229
BAPTIST PRIMARY CARE	2	183	44	19%	229
renaissance health and rehabilitation center		226	2	1%	228
OAK HAMMOCK AT THE UNIVERSITY OF FLORIDA		222	6	3%	228
REGENTS PARK AT AVENTURA		221	5	2%	226
ROSEWOOD HEALTH AND REHABILITATION CENTER		220	5	2%	225
LEHIGH VALLEY GENOMICS			224	100%	224
Williston Care Center		223			223
Vi at Lakeside Village Skilled Nursing		223			223
MAYFLOWER ASSISTED LIVING		221	1	0%	222
BROWARD NURSING & REHABILITATION CTR	8	213	1	0%	222
LAKE EUSTIS HEALTH AND REHABILITATION CENTER		222			222
JACKSONVILLE BEACH PEDIATRIC CARE CENTER		199	21	10%	220
VITAS LUTHERAN TOWERS INPATIENT PROGRAM		218	2	1%	220
LYNN HAVEN SPORTS COMPLEX-WALKON CLINIC		18	201	92%	219
BOND AND STEELE CLINIC PA		99	120	55%	219
PROJECT HEALTH, INC SUMTERVILLE		194	24	11%	218
FLORIDA DEPARTMENT OF HEALTH IN POLK COUNTY		179	39	18%	218
HOMESTEAD MANOR		211	6	3%	217
THE MANOR AT CARPENTERS		185	32	15%	217
TAMARAC REHABILITATION & HEALTH CENTER		215			215
SPRING HILL HEALTH AND REHABILITATION CENTER		203	12	6%	215
GANDY CROSSING CARE CENTER		204	11	5%	215
FAIRWAY OAKS CENTER LLC	5	206	4	2%	215
LAKE PORT SQUARE		200	14	7%	214
BAY VILLAGE OF SARASOTA INC		213	1	0%	214
MEMPHIS PATHOLOGY LABORATORY	2	196	16	7%	214
MIDWAY SPECIATLY CARE CENTER		122	91	43%	213
ADVENT HEALTH CENTRA CARE - ORMOND BEACH		68	144	68%	212
BENTON PEDIATRICS INC		194	18	8%	212
POCONO MEDICAL CENTER		212			212
SUNRISE DIAGNOSTIC LABORATORY		158	53	25%	211
LAKELAND REGIONAL HEALTH - PWC/OB		35	176	83%	211
HARDEE MANOR HEALTH CARE CENTER	1	207	2	1%	210
PARKS HEALTHCARE & REHABILITATION CTR	4	205	1	0%	210
GOLDEN GATE FAMILY CLINIC		63	147	70%	210
CHIPOLA HEALTH AND REHAB		199	11	5%	210
BLOCK, NATION, CHASE, AND SMOLEN FAMILY MEDICINE		157	53	25%	210

COVID-19: testing by laboratory

Data through Dec 13, 2020 verified as of Dec 14, 2020 at 09:25 AM

Data in this report are provisional and subject to change.

The numbers in the table below represent the number of Florida and non-Florida residents for whom test results were received by the Department of Health. A person can be tested by more than one laboratory and can have both positive and negative results. **Therefore, the sum of the numbers in each column will be larger than the total number of people tested.**

Reporting lab	Inconclusive	Negative	Positive	Percent positive	Total
MANDARIN PEDIATRICS		199	11	5%	210
MAIN STREET MEDICAL CENTER		9	201	96%	210
MANOR CARE NURSING CENTER OF SARASOTA FL LLC		204	5	2%	209
PEDIATRICS OF CENTRAL FLORIDA PA	6	189	14	7%	209
KISSIMMEE FACILITY OPERATIONS LLC		201	7	3%	208
BUFFALO CROSSING HEALTHCARE & REHABILITATION CTR		203	5	2%	208
THE PALACE MANAGEMENT - THE PALACE AT CORAL GABLES		208			208
THE PALACE AT HOMESTEAD		206	2	1%	208
BUREAU OF CLINICAL LABORATORIES		172	36	17%	208
ROLLINS COLLEGE WELLNESS CENTER		69	138	67%	207
Bay Breeze Senior Living and Rehabilitation Center		176	31	15%	207
MINUTECLINIC LLC # 3579		183	23	11%	206
HERON POINTE HEALTH AND REHABILITATION	1	204			205
CYPRESS COVE CARE CENTER		152	53	26%	205
CLARIDGE HOUSE NURSING CENTER		196	9	4%	205
VILLAGE DOCTORS FAMILY MEDICAL CENTER OF		170	35	17%	205
COMMUNITY HEALTH CENTERS OF PINELLAS, INC.		3	200	99%	203
EAST LAKE PEDIATRICS		157	46	23%	203
ROSEN MEDICAL CENTER		183	20	10%	203
PRO CLINIC		159	44	22%	203
LUTHERAN HAVEN		200	3	1%	203
CONSULATE HEALTH CARE OF WINTER HAVEN		203			203
POLK COUNTY HEALTH DEPARTMENT		178	24	12%	202
MEDRITE MEDICAL CARE, PC	90	98	14	7%	202
GATEWAY/ADVENT CENTRA CARE		13	188	94%	201
VAMC WEST PALM LAB		5	196	98%	201
LabCorp (Non-Interfaced)	1	105	95	47%	201
Governors Creek Health and Rehabilitation	1	198	2	1%	201
PROTEUS MOLECULAR AND CLINICAL LAB	1	144	56	28%	201
FL HUD DESTIN, LLC D/B/A GRAND BOULEVARD HEALTH		184	17	8%	201
HOMESTEAD VILLAGE		198	2	1%	200
Taylor Care Center		197	2	1%	199
PALM GARDEN OF JACKSONVILLE	2	191	6	3%	199
PruittHealth Santa Rosa		195	4	2%	199
HEALTH FIRST - HOLMES REGIONAL MEDICAL CENTER		32	167	84%	199
Premier Place at The Glenview		193	6	3%	199
NORTHEAST FLORIDA NEUROLOGY CLINICS, INC		173	25	13%	198
NORTH FLORIDA PEDIATRICS PA		178	20	10%	198
PATHGROUP LABS LLC		94	104	53%	198
FULGENT GENETICS	2	161	35	18%	198
PALM HARBOR PHARMACY		166	31	16%	197
LIFE CARE PONTE VEDRA INC		195	2	1%	197
MINUTECLINIC LLC #3662		179	18	9%	197
ORANGE COUNTY HEALTH DEPT		189	8	4%	197
FAST TRACK URGENT CARE CENTER - CARROLLWOOD		1	194	99%	195
TGH		1	193	99%	194
TUSKAWILLA NURSING AND REHAB CENTER	2	188	4	2%	194

COVID-19: testing by laboratory

Data through Dec 13, 2020 verified as of Dec 14, 2020 at 09:25 AM

Data in this report are provisional and subject to change.

The numbers in the table below represent the number of Florida and non-Florida residents for whom test results were received by the Department of Health. A person can be tested by more than one laboratory and can have both positive and negative results. **Therefore, the sum of the numbers in each column will be larger than the total number of people tested.**

Reporting lab	Inconclusive	Negative	Positive	Percent positive	Total
MINUTECLINIC LLC # 0514		179	14	7%	193
GRAND COURT TAMPA		192	1	1%	193
SUWANNEE HEALTH AND REHABILITATION CENTER		190	2	1%	192
BREVARD HEALTH ALLIANCE		62	130	68%	192
FLORIDA CLINICAL LABORATORY-BIOREFERENCE LABORATORIES		63	128	67%	191
XYZ LABORATORY	2	172	17	9%	191
TIERRA PINES CENTER		183	7	4%	190
Solaris HealthCare Windermere		184	5	3%	189
MINUTECLINIC LLC #5214		173	16	8%	189
Consulate Health Care of North Fort Myers		182	6	3%	188
ASAP LAB LLC		95	93	49%	188
Boynton Beach Rehabilitation Center	1	186	1	1%	188
HEALTH LINK DIAGNOSTIC LABORATORIES		182	5	3%	187
ST JAMES HEALTH AND REHABILITATION CENTER		183	4	2%	187
PLANTATION NURSING & REHAB CENTER		186			186
CONSULATE HEALTH CARE OF BAYONET POINT	3	178	4	2%	185
MANORCARE HEALTH SERVICES - VENICE		147	38	21%	185
MANOR OAKS NURSING & REHAB CENTER		184	1	1%	185
ST. JAMES BAY HEALTH AND REHABILITATION CENTER		183	1	1%	184
MIAMI JEWISH HEALTH SYSTEMS, INC	1	176	7	4%	184
NEO GENOMICS - FORT MYERS	1	178	4	2%	183
ABBOTT LABORATORIES		142	41	22%	183
PCB CLINIC		136	45	25%	181
FAMILY HEALTH CENTERS OF SWF LABS	1	156	24	13%	181
HOPE HOSPICE AND COMMUNITY SERVICES INC	4	174	3	2%	181
PALM GARDEN OF AVENTURA		179	1	1%	180
CENTRA CARE – AZALEA PARK		98	82	46%	180
Glades West Rehabilitation and Nursing Center		178	1	1%	179
BROOKDALE FORT MYERS CYPRESS LAKE		178	1	1%	179
W FRANK WELLS NURSING HOME		159	20	11%	179
HEATHER HILL HEALTHCARE CENTER		167	11	6%	178
ELLENTON PEDIATRICS		162	15	8%	177
USA HEALTH UNIVERSITY HOSPITAL CLINICAL LABORATORY	1	174	2	1%	177
SABAL PALMS HEALTH AND REHAB		139	38	21%	177
HEALTHY STEPS PEDIATRICS		158	19	11%	177
READY RESPONDERS FLORIDA, PLLC		150	27	15%	177
PALM GARDEN OF TAMPA		175	2	1%	177
SIGNATURE HEALTHCARE OF NORTH FLORIDA		175	2	1%	177
CARRINGTON PLACE OF ST PETE LLC		175	1	1%	176
MINUTE CLINIC LLC		149	27	15%	176
MINUTECLINIC LLC #7887		159	17	10%	176
HARDEE COUNTY HEALTH DEPARTMENT		138	37	21%	175
RULEME CENTER	1	171	3	2%	175
DOCTORS MEMORIAL FAMILY MEDICINE	2	118	55	31%	175
Consulate Health Care of St. Petersburg		174			174
ADVENT HEALTH CENTRA CARE - DAYTONA BEACH		89	84	49%	173
INTELEX LABS, LLC		171	2	1%	173

COVID-19: testing by laboratory

Data through Dec 13, 2020 verified as of Dec 14, 2020 at 09:25 AM

Data in this report are provisional and subject to change.

The numbers in the table below represent the number of Florida and non-Florida residents for whom test results were received by the Department of Health. A person can be tested by more than one laboratory and can have both positive and negative results. **Therefore, the sum of the numbers in each column will be larger than the total number of people tested.**

Reporting lab	Inconclusive	Negative	Positive	Percent positive	Total
SOLARIS HEALTHCARE MERRITT ISLAND		158	14	8%	172
Destin Healthcare and Rehabilitation Center		169	3	2%	172
MINUTECLINIC LLC #1771		156	16	9%	172
MEDIPATH		4	168	98%	172
VITAS HEALTHCARE CORP OF CENTRAL FL		171	1	1%	172
CYPRESS VILLAGE		168	4	2%	172
BAPTIST HEALTH PRIMARY CARE	1	134	36	21%	171
ADVENT HEALTH CENTRA CARE - WESLEY CHAPEL		4	167	98%	171
UNIVERSITY OF TAMPA STUDENT HEALTH AND SHC CLINICAL LABORATORY		41	130	76%	171
PruittHealth Panama City		167	4	2%	171
NIGHT LITE PEDIATRICS WINTER GARDEN		144	27	16%	171
BAY TREE CARE AND REHABILITATION CENTER		163	7	4%	170
MICHAEL A MIDDLETON MD PA		163	6	4%	169
SIGNATURE HEALTHCARE AT THE COURTYARD		127	41	24%	168
ADVENT HEALTH CENTRA CARE - COLONIAL TOWN		121	47	28%	168
PANAMA CITY DEVELOPMENTAL CENTER		168			168
NADAL PEDIATRICS - VICTORIA STREET (3385)		141	26	16%	167
BLUE MED CONSULTANTS		162	5	3%	167
ORCHARD PARK HEALTH & REHABILITATION		167			167
ARCHER HEALTH VENTURES, LLC		163	4	2%	167
PHYSICIANS PRIMARY CARE LAB		132	33	20%	165
PALM GARDEN OF CLEARWATER		159	5	3%	164
ADVENT HEALTH CENTRA CARE - OVIEDO		63	101	62%	164
MINUTECLINIC LLC #1055		136	28	17%	164
FORT PIERCE HEALTH CARE		163			163
BRADENTON HEALTH CARE		163			163
NSPIRE HEALTHCARE LAUDERHILL		160	3	2%	163
ST. CLOUD REGIONAL MEDICAL CENTER		155	8	5%	163
URGENT CARE OF THE PALM BEACHES, NORTH PALM BEACH			162	100%	162
WOMEN'S CARE FLORIDA LABORATORY		157	5	3%	162
TRI COUNTY NURSING HOME		161	1	1%	162
BROOKSVILLE HEALTHCARE CENTER LLC		161	1	1%	162
GREENBRIAR REHABILITATION AND NURSING CENTER	1	159			160
KEYSTONE REHAB		160			160
THE PALACE NURSING AND REHABILITATION CENTER		160			160
FLORIDA DEPARTMENT OF HEALTH		139	21	13%	160
EPN URGENT CARE		43	116	73%	159
STARKE FAMILY MEDICAL CENTER		133	25	16%	158
WUESTHOFF REF LABORATORY			158	100%	158
MINUTECLINIC LLC #7173		146	11	7%	157
AZALEA TRACE		151	6	4%	157
HOSPITAL FOR SPECIAL SURGERY		155	1	1%	156
Chatsworth at PGA National, LLC		154	2	1%	156
MINUTECLINIC, LLC (CLINIC 10699)		138	18	12%	156
PRUITT HEALTH		153	2	1%	155
MINUTECLINIC LLC #3671		138	17	11%	155
TIMBERRIDGE NURSING HOME & REHAB		123	32	21%	155

COVID-19: testing by laboratory

Data through Dec 13, 2020 verified as of Dec 14, 2020 at 09:25 AM

Data in this report are provisional and subject to change.

The numbers in the table below represent the number of Florida and non-Florida residents for whom test results were received by the Department of Health. A person can be tested by more than one laboratory and can have both positive and negative results. **Therefore, the sum of the numbers in each column will be larger than the total number of people tested.**

Reporting lab	Inconclusive	Negative	Positive	Percent positive	Total
COCOA BEACH/ADVENT CENTRA		41	114	74%	155
The Inn at Sarasota Bay Club		153	2	1%	155
ELMHURST HOSPITAL CENTER	1	148	5	3%	154
GOOD SAMARITAN SOCIETY-DAYTONA		153	1	1%	154
TALLAHASSEE NHHI LLC		153	1	1%	154
PALMETTTO FACILITY INC	1	152			153
VETERANS AFFAIRS MEDICAL CENTER - MIAMI			152	100%	152
MANOR CARE OF NAPLES FL LLC		151	1	1%	152
DAVID SCOTT MADWAR MD PA□		140	12	8%	152
CONSULATE HEALTH CARE OF MELBOURNE		151			151
PALM GARDEN OF WEST PALM BEACH□		138	13	9%	151
MINUTECLINIC LLC # 3686		137	14	9%	151
MINUTECLINIC LLC #1821		140	10	7%	150
BEAR CREEK NURSING CENTER		149	1	1%	150
DIAMOND RIDGE		147	3	2%	150
BAYVIEW CENTER		149	1	1%	150
PALM GARDEN OF WINTER HAVEN		135	14	9%	149
FAWCETT MEMORIAL HOSPITAL-LAB		39	110	74%	149
ARCPOINT LABS OF ST PETERSBURG		114	35	23%	149
PRECISION HEALTH RESOURCES, LLC	1	133	15	10%	149
PERSONALIZED GENETIC TESTING		62	87	58%	149
DIAMOND RIDGE HEALTH AND REHABILITATION		139	10	7%	149
BAYA POINTE NURSING AND REHABILITATION		67	82	55%	149
Life Care Center of Punta Gorda	1	142	4	3%	147
SILVERCREST HEALTH AND REHABILITATION CENTER	3	139	5	3%	147
CAPE CANAVERAL HOSPITAL		28	119	81%	147
CITRUS HEALTH AND REHAB		128	19	13%	147
COMMUNITY HEALTH AND REHABILITATION CENTER		137	10	7%	147
Bayside Care Center	1	140	5	3%	146
ADVENT HEALTH CENTRA CARE - ST. CLOUD		131	15	10%	146
CARENOW	2	86	58	40%	146
AVENTURA REHAB AND NURSING CENTER		145			145
ADVENT HEALTH CENTRA CARE - CARROLLWOOD		2	143	99%	145
Nspire Health Care Kendall		137	6	4%	143
PEDIATRIC HEALTH CARE ALLIANCE, PA		130	13	9%	143
OCALA FAMILY MEDICAL CENTER INC	1	115	27	19%	143
LONGWOOD FAMILY PRACTICE		121	22	15%	143
J AND G MEDICAL GROUP LLC		121	20	14%	141
ENGLEWOOD HEALTHCARE AND REHABILITATION CENTER		141			141
FLAGLER COUNTY HEALTH DEPARTMENT		125	16	11%	141
EDGEWOOD NURSING CENTER		139	2	1%	141
TERRACES OF LAKE WORTH CARE CENTER□		140			140
ORLANDO HEALTH EMERGENCY DEPARTMENT		131	9	6%	140
EDGEWATER AT WATERMAN VILLAGE,THE		139	1	1%	140
LOOP PEDIATRICS PA		125	15	11%	140
PADDOCK RIDGE		138	1	1%	139
EAST LAKE PEDIATRICS PA		130	9	6%	139

COVID-19: testing by laboratory

Data through Dec 13, 2020 verified as of Dec 14, 2020 at 09:25 AM

Data in this report are provisional and subject to change.

The numbers in the table below represent the number of Florida and non-Florida residents for whom test results were received by the Department of Health. A person can be tested by more than one laboratory and can have both positive and negative results. **Therefore, the sum of the numbers in each column will be larger than the total number of people tested.**

Reporting lab	Inconclusive	Negative	Positive	Percent positive	Total
AFC URGENT CARE TYRONE		2	137	99%	139
AMERICAN PATHOLOGY PARTNERS		136	2	1%	138
BAYFRONT HEALTH MEDICAL GROUP		106	31	23%	137
FLORIDA DEPARTMENT OF HEALTH CLAY COUNTY		90	47	34%	137
MANOR AT BLUEWATER BAY		131	6	4%	137
PPC-LAB EDI ORCHARD BI		129	8	6%	137
SARNO EXTENDED HOURS		95	42	31%	137
VENICE REGIONAL BAYFRONT HEALTH (PULMONARY)		126	10	7%	136
VRL EUROFINS		134	2	1%	136
Heritage Healthcare at Tallahassee		135	1	1%	136
ASTON GARDENS AT PELICAN MARSH		134	2	1%	136
CARENOW URGENT CARE – FORT PIERCE		111	25	18%	136
Consulate Healthcare of West Palm Beach		129	7	5%	136
Rehabilitation Center for Park Place LLC		134	2	1%	136
LAB CORP	1	86	48	36%	135
IRL MARKET LAB ALACHUA		104	31	23%	135
PORT ST LUCIE REHABILITATION AND HEALTHCARE		98	37	27%	135
PALM BEACH COUNTY HEALTH DEPT LAB	1	131	2	1%	134
MINUTECLINIC LLC #3635		124	10	7%	134
Parkview Rehabilitation Center at Winter Park		131	3	2%	134
DXTERITY DIAGNOSTICS	1	130	3	2%	134
AFC URGENT CARE CLEARWATER		81	53	40%	134
UNITED CLINICAL LABORATORIES		124	9	7%	133
ADVENT HEALTH CENTRA CARE - DELAND		28	105	79%	133
ARBOR FACILITY INC		133			133
OAKBROOK HEALTH AND REHABILITATION CENTER	1	132			133
AMERICAN FINNISH NURSING HOME	1	130	2	2%	133
LABORATORY OF FLORIDA		83	50	38%	133
PALM BAY HOSPITAL		3	130	98%	133
COLOR GENOMICS, INC.	1	129	2	2%	132
ADVENTHEALTH MEDICAL GROUP PROMPT CARE		109	23	17%	132
CORAL REEF NURSING & REHAB CENTER		132			132
FORT WALTON REHABILITATION CENTER		95	37	28%	132
THE REHABILITATION CENTER OF LAKE CITY		127	5	4%	132
CAYUGA MEDICAL CENTER AT ITHACA		129	3	2%	132
ALLSOUTH URGENT CARE			131	100%	131
ROSECASTLE OF ZEPHRHILLS		129	2	2%	131
LONGWOOD HEALTH AND REHABILITATION CENTER		125	6	5%	131
INTEGRATED REGIONAL LABORATORIES		119	12	9%	131
NORTH PINELLAS STATMED QUICK QUALITY CLINICS		55	76	58%	131
SERANADES BY SONATA WEST ORANGE		115	16	12%	131
CENTRACARE		17	112	87%	129
GENE BY GENE		61	68	53%	129
SILVER CREEK SENIOR LIVING COMMUNITY		129			129
BMHSI-AEL MICROBIOLOGY LABORATORY	2	102	25	19%	129
AFC URGENT CARE FAMILY CARE			129	100%	129
ADVENT HEALTH - ORLANDO		110	18	14%	128

COVID-19: testing by laboratory

Data through Dec 13, 2020 verified as of Dec 14, 2020 at 09:25 AM

Data in this report are provisional and subject to change.

The numbers in the table below represent the number of Florida and non-Florida residents for whom test results were received by the Department of Health. A person can be tested by more than one laboratory and can have both positive and negative results. **Therefore, the sum of the numbers in each column will be larger than the total number of people tested.**

Reporting lab	Inconclusive	Negative	Positive	Percent positive	Total
HUNT CLUB PEDIATRIC ASSOCIATES, P.A.		107	21	16%	128
TRENTON MEDICAL CENTER INC DBA PALMS MEDICAL GROUP	2	105	20	16%	127
REFUAH HEALTH CENTER LABORATORY		124	3	2%	127
MILLENNIUM LAB SERVICES			127	100%	127
ALL SEASONS NAPLES LLC		127			127
GOOD SAMARITAN SOCIETY OF DELAND		123	3	2%	126
SEA BREEZE REHAB AND NURSING CENTER		124	2	2%	126
PIONEER CLINICAL LAB, LLC		104	22	17%	126
ADVENT HEALTH CENTRA CARE - LONGWOOD		22	103	82%	125
REHABILITATION CENTER OF LAKE CITY, TH		120	5	4%	125
CANTERFIELD OF OCALA, LLC		123	2	2%	125
AFC URGENT CARE SEMINOLE			125	100%	125
UCC - WELLINGTON			124	100%	124
MACTOWN, INC		124			124
Emory L Bennett State Veterans Nursing Home		122	2	2%	124
GENETWORKX		17	107	86%	124
THE CLUB AND REHABILITATION CENTER		123	1	1%	124
MATHISON RETIREMENT COMMUNITY, INC		123	1	1%	124
ST CATHERINE'S WEST REHABILITATION HOSPITAL		123	1	1%	124
LPG COCONUT POINT		105	19	15%	124
LIFE CARE CENTER OF ALTAMONTE SPRINGS		102	21	17%	123
HALIFAX MEDICAL CENTER-PORT ORANGE LAB		105	18	15%	123
AMERICAN RESEARCH LABS		7	116	94%	123
NCRNC INC		121	2	2%	123
MINUTECLINIC LLC #476		106	17	14%	123
Solaris Healthcare Daytona	1	120			121
SABAL DIRECT PRIMARY CARE, PA		104	17	14%	121
REGENCY CARE OF BLOUNTSTOWN LLC		116	5	4%	121
FIRST CHOICE PEDIATRICS		85	36	30%	121
GRAVITY DIAGNOSTICS, LLC		35	86	71%	121
PARKVIEW HEALTH		121			121
TRI-COUNTY NURSING HOME		114	6	5%	120
ADVANCED MEDICAL CENTER		86	34	28%	120
TARPON POINT NURSING AND REHABILITATION CENTER		120			120
FHMG-FLORIDA HOSPITAL MEDICAL GROUP		101	19	16%	120
GESSLER CLINIC PA		98	22	18%	120
SAINTS 120 LLC	1	101	17	14%	119
MEDICAL CENTER CLINIC-IMMEDIATE CARE	1	98	20	17%	119
TRINITY REGIONAL REHAB CENTER		117	2	2%	119
BAYSIDE HEALTH AND REHABILITATION CENTER		119			119
FLORIDA KEYS PEDIATRICS & ADOLESCENT CENTER		115	4	3%	119
SERENADES IN THE VILLAGES		105	13	11%	118
MATHISON RETIREMENT COMMUNITY		114	4	3%	118
PEDIATRICS IN BREVARD PA		111	7	6%	118
Sunset Point Center		117	1	1%	118
LITTLE PINE PEDIATRICS		86	32	27%	118
PARAMOUNT URGENT CARE INC		62	56	47%	118

COVID-19: testing by laboratory

Data through Dec 13, 2020 verified as of Dec 14, 2020 at 09:25 AM

Data in this report are provisional and subject to change.

The numbers in the table below represent the number of Florida and non-Florida residents for whom test results were received by the Department of Health. A person can be tested by more than one laboratory and can have both positive and negative results. **Therefore, the sum of the numbers in each column will be larger than the total number of people tested.**

Reporting lab	Inconclusive	Negative	Positive	Percent positive	Total
BOSTON RED SOX CLUB LP		117	1	1%	118
NEIGHBORHOOD MEDICAL CENTER		112	5	4%	117
ARTHREX MEDICAL CENTER		48	69	59%	117
POINT WASHINGTON MEDICAL CLINIC		1	116	99%	117
CHARTER SENIOR LIVING OF PANAMA CITY BEACH		99	15	13%	114
Whispering Oaks	5	103	6	5%	114
JACKSON PLAZA NURSING & REHAB CENTER		113	1	1%	114
BOCA GRANDE HEALTH CLINIC		110	3	3%	113
DIGNITY HEALING, LLC		110	3	3%	113
SUWANNEE VALLEY NURSING CENTER		111	2	2%	113
NORTH FLORIDA PEDIATRICS - MARIANNA		83	29	26%	112
PROVISTA DIAGNOSTICS, INC		111	1	1%	112
COASTAL HEALTH AND REHAB		110	2	2%	112
PROVIDENCE HOSPITAL LABORATORY		107	5	4%	112
LabCorp L#09258090 M#09258105		71	41	37%	112
ACCURATE DIAGNOSTIC LABS, INC		109	3	3%	112
ALLIED HEALTH FORT PIERCE		112			112
FLORIDA HEALTH CARE PLAN INC		2	110	98%	112
COQUINA CENTER		111	1	1%	112
SEMINOLE NURSING PAVILION		104	7	6%	111
PAVILION FOR HEALTHCARE, THE		111			111
AMBULATORY SURGERY CENTER OF BOCA RATON LTD		109	1	1%	110
RIVERS FAMILY MEDICINE PA		95	15	14%	110
MOBILE INFIRMARY MED CENTER PATH LAB		99	11	10%	110
HIALEAH SHORES NURSING AND REHAB CENTER		103	7	6%	110
NATIONS BEST FAMILY HEALTH CARE		60	50	45%	110
CENTRA CARE - HUNTER'S CREEK		52	58	53%	110
NORTH FL SOUTH GA HCS-MALCOM RANDALL VAMC			109	100%	109
BAYFRONT HEALTH ER PINELLAS PARK	1	71	37	34%	109
ADVENT HEALTH CENTRA CARE		8	101	93%	109
PALM GARDEN OF ORLANDO		105	4	4%	109
HILLSBOROUGH COUNTY DEVELOPMENTAL CTR	1	108			109
ISLAND HEALTH AND REHABILITATION CENTER		108			108
MEYER PEDIATRICS		96	12	11%	108
GRAVITY DIAGNOSTICS		42	66	61%	108
ADVENT HEALTH CENTRA CARE - AZALEA PARK		91	17	16%	108
HENDRY REGIONAL MEDICAL CENTER CLINICAL LABORATORY		83	25	23%	108
HOLMES REG MED CENTER CLINICAL LAB		89	18	17%	107
DOCTOR'S IN HOUSE LABORATORY		13	94	88%	107
MEADOWCREST FAMILY PHYSICIANS		78	29	27%	107
TUSCAN GARDENS OF VENETIA MANAGEMENT COMPANY		106	1	1%	107
SUN COUNTRY PEDIATRICS PLLC	6	94	7	7%	107
LAKESIDE NEUROLOGIC		102	4	4%	106
EVANS HEALTH CARE		104	2	2%	106
Gulf Coast Healthcare (Longwood Health and Rehab		106			106
GRAND OAKS HEALTH & REHABILITATION		106			106
QUICK CARE MED		80	26	25%	106

COVID-19: testing by laboratory

Data through Dec 13, 2020 verified as of Dec 14, 2020 at 09:25 AM

Data in this report are provisional and subject to change.

The numbers in the table below represent the number of Florida and non-Florida residents for whom test results were received by the Department of Health. A person can be tested by more than one laboratory and can have both positive and negative results. **Therefore, the sum of the numbers in each column will be larger than the total number of people tested.**

Reporting lab	Inconclusive	Negative	Positive	Percent positive	Total
SHOAL CREEK REHABILITATION CENTER		71	35	33%	106
MINUTECLINIC LLC #4987		92	14	13%	106
MINUTECLINIC DIAGNOSTIC OF RHODE ISLAND, LLC #729		102	4	4%	106
HEART OF FLORIDA REGIONAL MED CTR		35	71	67%	106
AFC URGENT CARE		45	60	57%	105
GLADES HEALTH CARE CENTER		104	1	1%	105
ADVENT HEALTH CENTRA CARE - WINTER HAVEN		30	75	71%	105
PRIMECARE OF DOTHAN		71	34	32%	105
ATLANTIC SHORES NURSING AND REHAB CENTER		103	1	1%	104
BAY VIEW HEALTHCARE		85	19	18%	104
LASER & SURGERY CENTER OF THE PALM BEACHES□		104			104
ADVENT HEALTH CENTRA CARE - BRANDON		29	75	72%	104
GOLD CHOICE SENIOR COMMUNITIES		75	29	28%	104
ARDEN COURTS OF LARGO FL, LLC		100	3	3%	103
ADVENT HEALTH CENTRA CARE - SANFORD		28	75	73%	103
Bayside Health and Rehabilitation		102	1	1%	103
Fernandina Beach Rehabilitation and Nursing Center		103			103
UNIVERSITY MEDICAL CENTER SUITES		90	12	12%	102
SUNFLOWER SPRINGS ASSISTED LIVING		99	3	3%	102
WOODBIDGE FACILITY INC		99	1	1%	100
INTERLACHEN PEDIATRICS PA		97	3	3%	100
BELVEDERE COMMONS OF FORT WALTON BEACH		91	9	9%	100
Consulate Health Care of Port Charlotte		98	2	2%	100
WIMAUMA COMMUNITY HEALTH CENTER		80	20	20%	100
NEW YORK CITY DEPARTMENT OF HEALTH & MENTAL		92	8	8%	100
VILLAGE DOCTORS OF KEYSTONE		82	17	17%	99
ARCADIA HEALTH AND REHABILITATION CENTER		99			99
EVENT MED SERVICES LABORATORY		98			98
CENTRAL FLORIDA HEALTH CARE		46	52	53%	98
CRUCIAL CARE EMERGENCY MEDICINE DOCTORS		81	17	17%	98
FLORIDA COMMUNITY HEALTH CENTERS INC			98	100%	98
PLAZA OF HALLANDALE BEACH		98			98
EXOSOME DIAGNOSTICS		93	5	5%	98
CHATHAM GLEN HEALTHCARE AND REHABILITATION CENTER		95	2	2%	97
HEALTH CENTERS AT BRENTWOOD		96	1	1%	97
PHYSICIANS REGIONAL CLINIC		82	15	15%	97
WESLEY HAVEN VILLA	1	93	3	3%	97
DBI HEALTH INC		95	2	2%	97
SOLARIS HEALTHCARE IMPERIAL		93	3	3%	96
PEDIATRIC ASSOCIATES ORLANDO		82	14	15%	96
BAYSHORE MEMORY CARE□		96			96
RDX BIOSCIENCE		40	56	58%	96
SOUTH BALDWIN REGIONAL MEDICAL CENTER		92	4	4%	96
FELLOWSHIP HOME AT THE FAIRWAY LLC		96			96
THE TERRACE OF KISSIMMEE		80	15	16%	95
ADVENT HEALTH CENTRA CARE - KISSIMMEE		61	34	36%	95
ADVENT HEALTH CENTRA CARE - TEMPLE TERRACE		42	53	56%	95

COVID-19: testing by laboratory

Data through Dec 13, 2020 verified as of Dec 14, 2020 at 09:25 AM

Data in this report are provisional and subject to change.

The numbers in the table below represent the number of Florida and non-Florida residents for whom test results were received by the Department of Health. A person can be tested by more than one laboratory and can have both positive and negative results. **Therefore, the sum of the numbers in each column will be larger than the total number of people tested.**

Reporting lab	Inconclusive	Negative	Positive	Percent positive	Total
OSPREY VILLAGE AT AMELIA ISLAND LTD		92	3	3%	95
VISTA MANOR		92	3	3%	95
CHILDRENS MEDICAL ASSOCIATION		86	9	9%	95
SOLARIS HEALTHCARE OSCEOLA		92	3	3%	95
GLOBAL CENTRAL LABS AT PPD	2	87	6	6%	95
Solaris Healthcare Lake Bennet		82	12	13%	94
TUSCAN GARDENS OF PALM COAST		93	1	1%	94
DIAGNOSTIC SOLUTIONS		3	91	97%	94
GRANDE, THE	2	88	4	4%	94
FHMG FLORIDA HOSPITAL MEDICAL GROUP		79	15	16%	94
DEPARTMENT OF HEALTH & HUMAN SERVICES		94			94
HEARTLAND PEDIATRICS OF LAKE WALES		86	7	8%	93
DEVANSH LAB WERKS INC		77	16	17%	93
UNIVERSITY OF MIAMI		1	91	99%	92
YOUR FAMILY WALK-IN CLINIC		1	91	99%	92
DOCTORS MEMORIAL HOSPITAL		32	60	65%	92
MONTEFIORE MEDICAL CENTER LABORATORIES - MOSES		85	7	8%	92
JACKSONVILLE KIDS PEDIATRICS, PLLC		78	14	15%	92
SEMINOLE COUNTY HEALTH DEPARTMENT		73	18	20%	91
FLORIDA HEALTH CARE PLANS			91	100%	91
OCEAN REEF MEDICAL CENTER		74	17	19%	91
INN AT ASTON GARDENS, THE		90	1	1%	91
AVECINA MOBILE		83	8	9%	91
SOLARIS HEALTHCARE LAKE CITY		55	36	40%	91
GEORGIA DEPARTMENT OF PUBLIC HEALTH		1	89	99%	90
FINLAY CLINICAL LABORATORY		28	62	69%	90
FIRST CHOICE PRIMARY CARE		68	22	24%	90
AYERS HEALTH & REHABILITATION CENTER		90			90
FIRST CHOICE PEDIATRICS SEMORAN		72	17	19%	89
JEFFERY WEINZWEIG		2	87	98%	89
CATALYST WALK IN CLINIC		69	20	22%	89
WESTCHESTER MEDICAL CENTER		87	2	2%	89
ADVENT HEALTH CENTRA CARE - WATERMAN		78	11	12%	89
LIFE CARE CENTER OF WINTER HAVEN		77	12	13%	89
HOLY CROSS HOSPITAL		12	77	87%	89
PALMS MEDICAL GROUP HIGH SPRINGS		80	8	9%	88
GOVERNOR'S CREEK HEALTH & REHABILITATION		87	1	1%	88
TREASURE COAST MEDICAL ASSOCIATES INC		69	19	22%	88
AMELIA MEDICAL CARE		13	75	85%	88
ADVENT HEALTH CENTRA CARE - CITRUS PARK		8	80	91%	88
AVERO DIAGNOSTICS		64	24	27%	88
TIFFANY HALL NURSING AND REHAB CENTER		87			87
ABBIEJEAN RUSSELL CARE CENTER		87			87
WHITE PLAINS HOSPITAL CENTER LAB		87			87
ADVENT HEALTH CENTRA CARE - ORANGE CITY		14	73	84%	87
TRADITION MEDICAL CENTER LABORATORY		48	39	45%	87
MV MEDICAL PRACTICE DBA PRIMARY URGENT CARE		84	3	3%	87

COVID-19: testing by laboratory

Data through Dec 13, 2020 verified as of Dec 14, 2020 at 09:25 AM

Data in this report are provisional and subject to change.

The numbers in the table below represent the number of Florida and non-Florida residents for whom test results were received by the Department of Health. A person can be tested by more than one laboratory and can have both positive and negative results. **Therefore, the sum of the numbers in each column will be larger than the total number of people tested.**

Reporting lab	Inconclusive	Negative	Positive	Percent positive	Total
FINLAY CLINICAL LABORATORY INC		28	59	68%	87
PEDIATRICS OF GREATER ORLANDO		77	10	11%	87
PACIFIC ANALYTICS			87	100%	87
BRANDON HEALTH AND REHABILITATION CENTER	1	85	1	1%	87
SMILEY MEDICAL GROUP		59	27	31%	86
DAYSPRING VILLAGE		85	1	1%	86
ASSOCIATESMD MEDICAL GROUP INC		71	15	17%	86
FG RAPID RESULTS	1	50	35	41%	86
VILLAGE PLACE NH LLC		65	21	24%	86
Solaris Healthcare Coconut Creek		84	2	2%	86
24/7 PEDIATRIC CARE CENTERS INC		83	3	3%	86
ANCIENT CITY PEDIATRICS		84	2	2%	86
MINUTECLINIC LLC #3291		77	8	9%	85
KALEIDA HEALTH CENTER FOR LABORATORY		80	5	6%	85
WEDGEWOOD HEALTHCARE CENTER		82	3	4%	85
SUNLAND MARIANNA COX MEDICAL CENTER		75	10	12%	85
WIREGRASS DIRECT PRIMARY CARE PLLC		74	11	13%	85
San Jose Health & Rehabilitation		85			85
W. FRANK WELLS NURSING HOME		84	1	1%	85
NAVY HOSPITAL			85	100%	85
SURREY PLACE CARE CENTER		80	5	6%	85
KEYS MEDICAL GROUP			84	100%	84
FAST TRACK URGENT CARE CENTER - RIVERVIEW			84	100%	84
HURLBURT FIELD CLINIC		39	45	54%	84
CRONOS CLINICAL LABORATORY	2	80	2	2%	84
PINES OF SARASOTA GARDEN		84			84
ADVENT HEALTH CENTRA CARE - SOUTH ORANGE		69	15	18%	84
FREEDOM INN AT TARPON SPRINGS		81	3	4%	84
EXPRESS URGENT CARE LLC		1	83	99%	84
ARBOR TRAIL		77	6	7%	83
ADVENT HEALTH - PALM HARBOR ER		64	19	23%	83
DISCOVERY VILLAGE AT NAPLES		83			83
DAIRY ROAD URGENT CARE		54	29	35%	83
HERON CLUB AT PRESTANCIA		80	2	2%	82
Concordia Village of Tampa AL		82			82
OAKS OF KISSIMMEE HEALTH AND REHABILITATION CENTER		82			82
THE PAVILION FOR HEALTH CARE		72	10	12%	82
RDV SPORTSPLEX PEDIATRICS		66	16	20%	82
MIRACLE HILL NURSING & REHABILITATION CENTER INC		80	2	2%	82
LAB		29	53	65%	82
ORLANDO HEALTH CENTER FOR REHABILITATION		82			82
FAST TRACK URGENT CARE CENTER - WESTCHASE			82	100%	82
BOCA RATON REHABILITATION CENTER		79	3	4%	82
SOLARIS SENIOR LIVING VERO BEACH		80	1	1%	81
CENTERSTONE OF FLORIDA		78	3	4%	81
CSL PLASMA		22	59	73%	81
MIAMI SHORES NURSING & REHAB		81			81

COVID-19: testing by laboratory

Data through Dec 13, 2020 verified as of Dec 14, 2020 at 09:25 AM

Data in this report are provisional and subject to change.

The numbers in the table below represent the number of Florida and non-Florida residents for whom test results were received by the Department of Health. A person can be tested by more than one laboratory and can have both positive and negative results. **Therefore, the sum of the numbers in each column will be larger than the total number of people tested.**

Reporting lab	Inconclusive	Negative	Positive	Percent positive	Total
SPRINGS AT LAKE POINTE WOODS		79	2	2%	81
MIDWAY PRIMARY CARE, LLC		78	2	3%	80
CLYDE E LASSEN STATE VETERANS NURSING HOME		56	24	30%	80
HEALTH CARE DISTRICT OF PALM BEACH COUNTY MAIN OFFICE	1	9	70	88%	80
JACKSONVILLE NURSING AND REHAB CENTER		79	1	1%	80
QUICK CARE MED PL CR		77	3	4%	80
NSPIRE HEALTHCARE TAMARAC		78	1	1%	79
VIERA HOSPITAL			79	100%	79
AMERICA'S PHARMACY LLC		71	8	10%	79
UNIVERSITY HEALTH SYSTEM INC		72	7	9%	79
ADVANCED AMBULATORY SURGERY CENTER		75	4	5%	79
WOOD LAKE HEALTH AND REHABILITATION CENTER		79			79
PINES OF SARASOTA		79			79
MORSELIFE MEMORY CARE RESIDENCE		77	1	1%	78
SEASIDE HEALTH AND REHABILITATION CENTER		22	56	72%	78
MD 365 MEDICAL CARE		77	1	1%	78
EDGEWATER AT WATERMAN VILLAGE		78			78
VETERANS AFFAIRS MEDICAL CENTER - PALO ALTO		28	50	64%	78
PHYSICIANS STAT LAB INC		58	20	26%	78
ADVENT HEALTH - LAKE NONA		66	12	15%	78
NITE LITE PEDIATRICS – JACKSONVILLE		76	2	3%	78
CBS LABS OF TAMPA LLC		3	74	96%	77
ORANGE CITY NURSING AND REHAB		75	2	3%	77
CAREMOUNT MEDICAL - PATHOLOGY		75	2	3%	77
FAMILY CARE PARTNERS OF NORTHEAST FLORIDA LLC		42	35	45%	77
WESTWOOD HEALTHCARE SNF		76	1	1%	77
CONSULATE HEALTH CARE OF SARASOTA□		77			77
LAKEVIEW TERRACE RETIREMENT COMMUNITY		75	2	3%	77
TRUE NORTH HEALTH NAVIGATION LLC DBA DISPATCHHEALTH	1	60	16	21%	77
BROWARD HEALTH CORAL SPRINGS EPIDEMIOLOGY DEPT		1	75	99%	76
THE COURTYARD ASSISTED LIVING		73	3	4%	76
FLOMEDILAB		19	57	75%	76
ST MARK ASSISTED LIVING CENTER	1	64	11	14%	76
Heritage Park Rehabilitation & Healthcare		75	1	1%	76
CONEY ISLAND HOSPITAL		75	1	1%	76
TREASURE COAST MEDICAL ASSOCIATES		2	74	97%	76
DYNAMIC MEDICAL USA			76	100%	76
HAVEN OF OUR LADY OF PEACE INC		75			75
THE WELLNESS CENTER AT LAKEWOOD RANCH			75	100%	75
DIAGNOSTIC LABORATORY OF OKLAHOMA		61	14	19%	75
FAST TRACK URGENT CARE CENTER - SOUTH TAMPA			75	100%	75
CORE BIO LABS		42	33	44%	75
CATHOLIC HEALTH SYSTEM DEPT LABORATORY		73	1	1%	74
WINDSOR REFLECTIONS		74			74
NOAH CLINICAL LABORATORY		63	11	15%	74
SOUTH BALDWIN MEDICAL CENTER GULF SHORES		61	13	18%	74
SCOTT LAKE HEALTH AND REHABILITATION CENTER		71	2	3%	73

COVID-19: testing by laboratory

Data through Dec 13, 2020 verified as of Dec 14, 2020 at 09:25 AM

Data in this report are provisional and subject to change.

The numbers in the table below represent the number of Florida and non-Florida residents for whom test results were received by the Department of Health. A person can be tested by more than one laboratory and can have both positive and negative results. **Therefore, the sum of the numbers in each column will be larger than the total number of people tested.**

Reporting lab	Inconclusive	Negative	Positive	Percent positive	Total
CONSULATE HEALTH CARE – LAKE MARY		72	1	1%	73
SARAPATH DIAGNOSTICS			72	100%	72
VILLAS OF HOLLY BROOK - BRADENTON 14TH		72			72
Advent health care center Celebration		69	3	4%	72
COASTAL PHYSICIANS, LLC		55	17	24%	72
AMMON LABS		61	10	14%	71
ASCENSION MEDICAL GROUP		1	70	99%	71
URGENT CARE EXPRESS LLC			71	100%	71
WHITE WILSON MEDICAL IMMEDIATE CARE NICEVILLE			71	100%	71
AMERICAN FAMILY CARE PENSACOLA WEST		1	70	99%	71
JOHN KNOX VILLAGE OF FLORIDA ALF	1	70			71
MEMORY CARE OF NAPLES		71			71
ADVANCED LAB		67	4	6%	71
BORLAND GROOVER CLINIC	1	59	11	15%	71
Madison Health and Rehabilitation Center		41	30	42%	71
NORTH FLORIDA PEDIATRICS PA - DUVAL		68	2	3%	70
KORGENE LAB		22	48	69%	70
Highlands Regional Hospital		63	7	10%	70
PLYMOUTH HOME FOR ADULTS, INC.	8	61	1	1%	70
SUNCOAST COMMUNITY HEALTH CENTERS PEDIATRICS		21	49	70%	70
BROOKDALE OVIEDO		68	2	3%	70
SIGNATURE HEALTHCARE OF PORT CHARLOTTE		67	3	4%	70
MAGNOLIA DIAGNOSTIC		1	69	99%	70
MEMORIAL MANOR		70			70
QPS, LLC		69	1	1%	70
HIGHLANDS MEDICAL CENTER		68	2	3%	70
SIMED LABORATORY		57	12	17%	69
DIAGNOSTIC & CLINICAL CARE SERVICES INC DBA		58	11	16%	69
USF HEALTH MORSANI CENTER		5	64	93%	69
BROWARD HEALTH MEDICAL CENTER		3	66	96%	69
PROMEDICA LABORATORIES		21	48	70%	69
HERITAGE HEALTHCARE AND REHABILITATION CENTER		69			69
DE LUNA HEALTH AND REHABILITATION CENTER		68	1	1%	69
ERIE COUNTY MEDICAL CTR CLINICAL LABS		66	2	3%	68
AMEERAH LABS, LLC		53	15	22%	68
ARBOR GLEN AT ARBOR TRACE		61	7	10%	68
SUNCOAST OPTIMAL WELLNESS		23	45	66%	68
ADVENT HEALTH CENTRA CARE - WINTER GARDEN		13	54	81%	67
AMA MEDICAL GROUP LLC		59	8	12%	67
LABFIRST - DEPARTMENT OF PATHOLOGY		66	1	1%	67
CHILDRENS MEDICAL ASSOCIATION PA		55	12	18%	67
SUPERIOR RESIDENCES OF PANAMA CITY BEACH		65	2	3%	67
STONY BROOK UNIVERSITY MEDICAL CENTER		59	8	12%	67
AEL- MEMPHIS		17	50	75%	67
LIFE BRITE		66	1	1%	67
HOBDARI FAMILY HEALTH LLC		43	24	36%	67
WELLOW URGENT CARE PC		67			67

COVID-19: testing by laboratory

Data through Dec 13, 2020 verified as of Dec 14, 2020 at 09:25 AM

Data in this report are provisional and subject to change.

The numbers in the table below represent the number of Florida and non-Florida residents for whom test results were received by the Department of Health. A person can be tested by more than one laboratory and can have both positive and negative results. **Therefore, the sum of the numbers in each column will be larger than the total number of people tested.**

Reporting lab	Inconclusive	Negative	Positive	Percent positive	Total
MEDICAL CENTER OF DELTONA, INC		51	16	24%	67
BAY VUE NURSING AND REHABILITATION CENTER		65	1	2%	66
PATRIOT MEDICAL LABORATORIES		64	2	3%	66
PINELLAS CARE CENTER		47	19	29%	66
HEALTH FIRST - PALM BAY HOSPITAL		2	64	97%	66
Courtyards of Orlando Care Center		66			66
ManorCare Health Services-Palm Harbor		66			66
BIODESIX, INC.		51	15	23%	66
CITRUS MEMORIAL HEALTH SYSTEM LAB		2	64	97%	66
MEDEX MEDICAL EXPRESS OF PALATKA			66	100%	66
STEWART MEDICAL GROUP		30	35	54%	65
FIRST QUALITY LABORATORY		58	7	11%	65
SOUTH GEORGIA MEDICAL CENTER		48	17	26%	65
LAKE HOUSE ASSISTED LIVING		53	12	18%	65
Oakhurst Center		65			65
LAB PLUS, LLC AT SAINT THOMAS WEST HOSPITAL		50	14	22%	64
WATERMARK LAKE POINTE WOODS LLC		64			64
BAPTIST PRIMARY CARE INC		53	11	17%	64
OUT OF STATE		40	24	38%	64
HAVEN OF OUR LADY OF PEACE		64			64
ATLANTIC URGENT CARE		41	23	36%	64
WADSWORTH HEALTH CENTER		60	3	5%	63
DISCOVERY VILLAGE AT MELBOURNE		62	1	2%	63
EXCEL PEDIATRICS		45	18	29%	63
VIERA DEL MAR HEALTH AND REHABILITATION CENTER		62	1	2%	63
EISENHOWER ARMY MEDICAL CENTER		59	4	6%	63
PEDIATRICS BY THE SEA		62	1	2%	63
ASSOCIATED CLINICAL LABORATORIES		57	6	10%	63
NO FLORIDA PEDIATRICS, PA		61	2	3%	63
PLANTATION GENERAL HOSPITAL CLINICAL LAB		26	37	59%	63
QUEENS HOSPITAL CENTER		62	1	2%	63
VIERA HEALTH AND REHABILITATION CENTER		62	1	2%	63
LUIS A GHIGLINO MD PA		62	1	2%	63
AVON PARK PEDIATRICS INC		56	7	11%	63
APC PEDIATRICS AT RYE ROAD MEDICAL PARK		63			63
Lake Port Square Health Center		60	2	3%	62
JOSEPH L MORSE GERIATRIC CENTER	2	59	1	2%	62
LAKE VIEW CARE CENTER AT DELRAY		61	1	2%	62
MINUTECLINIC DIAGNOSTIC OF SOUTH CAROLINA, LLC		56	6	10%	62
RIDGEWOOD DIAGNOSTIC LABORATORY		60	2	3%	62
SPRINGS AT BOCA CIEGA BAY,THE		61			61
NEMOURS CHILDREN'S PRIMARY CARE		51	10	16%	61
FAMILY CARE PARTNERS OF NE FLORIDA LLC		31	30	49%	61
ADVENT HEALTH CENTRA CARE - POINCIANA		23	38	62%	61
EMERALD COAST HOSPICE		60	1	2%	61
PEDIATRIC ASSOCIATES OF OCALA PA		57	4	7%	61
CENTRAL BALDWIN IMMEDIATE CARE & FAMILY PRACTICE		48	13	21%	61

COVID-19: testing by laboratory

Data through Dec 13, 2020 verified as of Dec 14, 2020 at 09:25 AM

Data in this report are provisional and subject to change.

The numbers in the table below represent the number of Florida and non-Florida residents for whom test results were received by the Department of Health. A person can be tested by more than one laboratory and can have both positive and negative results. **Therefore, the sum of the numbers in each column will be larger than the total number of people tested.**

Reporting lab	Inconclusive	Negative	Positive	Percent positive	Total
CL BRUMBACK PRIMARY CARE CLINICS		16	45	74%	61
EXACT SCIENCES LABORATORIES, LLC		15	45	75%	60
NATURE COAST MEDICAL GROUP		48	12	20%	60
HUNTSVILLE HOSPITAL LABORATORY		45	15	25%	60
ALL FLORIDA FAMILY AND SPORTS MEDICINE		54	6	10%	60
FAST TRACK URGENT CARE CENTER - BRANDON			60	100%	60
INTERNAL LAB		50	9	15%	59
MED EXPRESS		6	53	90%	59
DOUGLAS T JACOBSON STATE VETERANS HOME		59			59
ATRIUM AT LIBERTY PARK		58	1	2%	59
PHYSICIAN PARTNERS PERRY		39	20	34%	59
ST VINCENT'S BIRMINGHAM		56	3	5%	59
Margate Health and Rehabilitation Center		56	2	3%	58
HEALTH PARK CARE CENTER		58			58
STONY BROOK SOUTHAMPTON		57	1	2%	58
HUNT CLUB PEDIATRIC ASSOCIATES PA		45	13	22%	58
MIAMI BEACH COMMUNITY HEALTH CENTER			58	100%	58
Quail Run Health Care Center		58			58
MOLECULAR TESTING LABS		25	33	57%	58
F&T MEDICAL RESEARCH, INC		58			58
THE CANOPY AT BERRYHILL		58			58
STATMED QUICK QUALITY CLINIC AT NORTH PINELLAS		38	19	33%	57
ISLAND COAST PEDIATRICS		55	2	4%	57
Heartland Healthcare of Ft. Myers		57			57
EMBRY RIDDLE AERONAUTICAL UNIVERSITY HEALTH SERVICES			57	100%	57
KAPG FLEMING ISLAND SENIOR HOUSING OPCO LLC	1	56			57
EAST NEW YORK DIAGNOSTIC AND TREATMENT		54	3	5%	57
MILLER BIOCONNECT		43	14	25%	57
LABCORP EMPLOYER SERVICES		57			57
AMERICAN FAMILY MEDICAL		48	9	16%	57
ASCENSION SACRED HEART BAY LABORATORY		54	3	5%	57
MILLENIUM PHYSICIANS GROUP		1	56	98%	57
EAST ALABAMA MEDICAL CENTER LABORATORY		49	8	14%	57
ALTRU DIAGNOSTICS INC		40	17	30%	57
CHAUTAUQUA REHABILITATION AND NURSING CENTER		56	1	2%	57
FLAGLER COLLEGE HEALTH SERVICES		39	17	30%	56
SUNY UPSTATE MEDICAL UNIVERSITY		52	4	7%	56
SMA LAB		6	50	89%	56
MINNESOTA TWINS		53	3	5%	56
BAPTIST PRIMARY CARE, INC		52	4	7%	56
Crystal Health & Rehab Center		56			56
LABCORP RTP		27	29	52%	56
FAST TRACK URGENT CARE CENTER - WESLEY CHAPEL			56	100%	56
S-H THIRTY-FIVE OPCO- PORT ST LUCIE, LLC	1	55			56
MD LABS		32	23	42%	55
FLORIDA PEDIATRIC GROUP		27	28	51%	55
LAKE PARK OF MADISON		53	2	4%	55

COVID-19: testing by laboratory

Data through Dec 13, 2020 verified as of Dec 14, 2020 at 09:25 AM

Data in this report are provisional and subject to change.

The numbers in the table below represent the number of Florida and non-Florida residents for whom test results were received by the Department of Health. A person can be tested by more than one laboratory and can have both positive and negative results. **Therefore, the sum of the numbers in each column will be larger than the total number of people tested.**

Reporting lab	Inconclusive	Negative	Positive	Percent positive	Total
TWIN CREEKS ASSISTED LIVING & MEMORY CARE		53	2	4%	55
LEESBURG PEDIATRICS		52	3	5%	55
TGH URGENT CARE – SEMINOLE			55	100%	55
GULF COAST MEDICAL CENTER		53	2	4%	55
GOOD SAMARITAN CENTER		55			55
CHILDREN MED CARE INC		49	6	11%	55
ISLAND URGENT CARE PLLC DBA AFC URGENT CARE		54	1	2%	55
SONATA HUNTERS CREEK		47	8	15%	55
NORTH PORT REHABILITATION AND NURSING CENTER□		54	1	2%	55
PALM BAY URGENT CARE		28	26	48%	54
FLORIDA DEPARTMENT OF HEALTH IN LAKE COUNTY	1	44	9	17%	54
FAMILY HEALTH CENTERS OF SOUTHWEST FLORIDA INC		34	20	37%	54
CLERMONT HEALTH AND REHAB		40	14	26%	54
ALZHEIMERS CARE CENTER OF VIERA LTD		36	18	33%	54
BRASHEAR'S VITAL CARE CORP		2	52	96%	54
UNITED LABORATORY SERVICES CORPORATION		38	16	30%	54
ST. CLOUD MEDICAL GROUP		54			54
MOBILE PHYSICIAN SERVICES INC		52	2	4%	54
TIFFANY HALL NURSING AND REHAB		44	10	19%	54
SARASOTA CO. HEALTH DEPT # 58		40	14	26%	54
ESTERO ISLAND MEDICAL CENTER		43	11	20%	54
VILLA MARIA WEST SKILLED NURSING FACILITY		48	6	11%	54
MD 365 MEDICAL CARE PLLC		54			54
LEE COUNTY SCHOOL DISTRICT	1	51	1	2%	53
PRIMARY CARE SOUTH INC			53	100%	53
WINDSOR OAKS		52	1	2%	53
SENIOR LIVING VII TAMPA LLC□	1	46	6	11%	53
POINTE, THE		51	2	4%	53
BENTON HOUSE AT OAKLEAF		51	2	4%	53
CENTRA CARE - CONWAY		20	33	62%	53
GENPATH			52	100%	52
PARKSIDE INN		52			52
ADVENT HEALTH		49	3	6%	52
J FRANK AVEY MD		41	11	21%	52
CLEVELAND CLINIC FOUNDATION		11	41	79%	52
The Grove Health and Rehabilitation		37	15	29%	52
URGENT CARE TCMA			52	100%	52
VETERANS AFFAIRS MEDICAL CENTER - GULF COAST		27	25	48%	52
WASHINGTON REHABILITATION AND NURSING CENTER		51			51
GULFVIEW MEDICAL INSTITUTE		51			51
UNIVERSITY OF NORTH FLORIDA STUDENT HEALTH		48	3	6%	51
Solaris Senior Living North Naples ALF		46	5	10%	51
WILSON MEMORIAL REGIONAL MEDICAL CENTER		49	2	4%	51
NXGEN MDX		19	32	63%	51
Q ANSWER LAB	1	23	27	53%	51
EAGLES WATCH CLUSTER		42	9	18%	51
LATE HOURS URGENT CARE		34	17	33%	51

COVID-19: testing by laboratory

Data through Dec 13, 2020 verified as of Dec 14, 2020 at 09:25 AM

Data in this report are provisional and subject to change.

The numbers in the table below represent the number of Florida and non-Florida residents for whom test results were received by the Department of Health. A person can be tested by more than one laboratory and can have both positive and negative results. **Therefore, the sum of the numbers in each column will be larger than the total number of people tested.**

Reporting lab	Inconclusive	Negative	Positive	Percent positive	Total
CLEARWATER STATMED QUICK QUALITY CLINICS		28	22	44%	50
GV NAPLES OPCO, LLC		50			50
PALMS FACILITY INC		49	1	2%	50
ROSECASTLE OF CITRUS		50			50
GATEWAY CARE CENTER		50			50
VIPEDIATRICS PLLC		47	3	6%	50
WORKPLACE SCREENING INTELLIGENCE			50	100%	50
PHYSICIANS PRIMARY CARE OF SOUTHWEST FLORIDA		39	10	20%	49
SOLARIS SENIOR LIVING NORTH NAPLES		48	1	2%	49
SOMERBY LAKE NONA		48	1	2%	49
USF		1	48	98%	49
CORAL GABLES NURSING & REHABILITATION CENTER		42	7	14%	49
HUNTINGTON HOSPITAL LABORATORY		47	2	4%	49
ADVENT HEALTH - PALM COAST			49	100%	49
IQBAL A FARUQUI MD		41	8	16%	49
KINDRED HOSPITAL	2	46	1	2%	49
PHYSICIANS REGIONAL MEDICAL CENTER - PINE RIDGE		18	31	63%	49
NITE LITE PEDIATRICS - PORT ST. LUCIE		42	7	14%	49
JUPITER MEDICAL CENTER URGENT CARE			49	100%	49
ARCPPOINT LABS OF SARASOTA MANATEE		1	48	98%	49
BROOKDALE FORT MYERS THE COLONY		49			49
ADVENTHEALTH MEDICAL GROUP FAMILY MEDICINE AT		41	8	16%	49
Sunnyside Nursing Home		46	2	4%	48
GENEDX		36	12	25%	48
SNH BRFL TENANT LLC		48			48
FOUNTAIN INN NURSING & REHABILITATION CTR, INC		45	3	6%	48
NAPLES CHILDREN'S URGENT CARE		39	9	19%	48
WRIGHTS HEALTH CARE AND REHABILITATION CENTER		48			48
HOLISTIX TREATMENT CENTERS		44	4	8%	48
ALTERNATIVE LIVING, INC DBA TWIN CITIES PAVILION		48			48
BIOIQ			48	100%	48
CRAIG BERGER MD PL D/B/A BAY AREA EYE INSTITUTE		48			48
SOFT CELL LABORATORIES		45	3	6%	48
CANOPY ON BERRYHILL, THE		41	7	15%	48
NO FLORIDA PEDIATRICS, PA - BRADFORD		39	9	19%	48
BAY CENTER HURRICANE SHELTER		48			48
ADVENT HEALTH CENTRA CARE - EAST ORLANDO		21	27	56%	48
AFC PHYSICIANS OF FLORIDA		37	11	23%	48
NAPLES PEDIATRICS INC		43	5	10%	48
SONATA BOCA RATON		47	1	2%	48
LITTLE PINE PEDIATRICS PLLC		45	2	4%	47
LENOX HILL HOSPITAL		43	4	9%	47
DAYSPRING SENIOR LIVING LLC		46	1	2%	47
TRINITY AL SENIOR HOUSING LLC		44	3	6%	47
ALLEGRO		47			47
ALLIANCE PEDIATRICS		24	23	49%	47
BROAD INSTITUTE CLINICAL SEQUENCING RESEARCH PLATFORM	1	42	4	9%	47

COVID-19: testing by laboratory

Data through Dec 13, 2020 verified as of Dec 14, 2020 at 09:25 AM

Data in this report are provisional and subject to change.

The numbers in the table below represent the number of Florida and non-Florida residents for whom test results were received by the Department of Health. A person can be tested by more than one laboratory and can have both positive and negative results. **Therefore, the sum of the numbers in each column will be larger than the total number of people tested.**

Reporting lab	Inconclusive	Negative	Positive	Percent positive	Total
PEDIATRIC CARE CENTER- JACKSONVILLE BEACH		19	28	60%	47
INTERLAB		1	46	98%	47
H LEE MOFFITT CANCER CENTER MICRO		46			46
HARTFORD HEALTH SERVICES LLC		46			46
MICRO PATH LABORATORIES INC		44	2	4%	46
CHILDREN'S HOSPITAL OF ALABAMA		45	1	2%	46
FAMILY EXTENDED CARE OF CENTRAL TAMPA		46			46
AMERICAN HOUSE-BONITA SPRINGS□		46			46
PREMIER PLACE HEALTHCARE AT THE GLENVIEW		46			46
ALEXANDER NININGER STATE VETERANS		46			46
ST MARK VILLAGE		43	3	7%	46
ST FRANCIS HOSPITAL		40	6	13%	46
EAST MANATEE FAMILY	1	1	44	96%	46
FHMG LAKE MARY PEDS		40	6	13%	46
PROMPT CARE OF CENTRAL FLORIDA			45	100%	45
PALM BEACH PEDIATRICS PA	1	36	8	18%	45
PALM BAY HOSPITAL CLINICAL LABORATORY		28	17	38%	45
UNIVERSITY OF CENTRAL FLORIDA HEALTH SERVICES		45			45
SOUTHPORT SQUARE HARBOUR HEALTH		45			45
ADVENT HEALTH CENTRA CARE - SAND LAKE		17	28	62%	45
SANDY RIDGE CENTER FOR REHABILITATION AND HEALING		42	3	7%	45
FARAH MEDICAL		44	1	2%	45
NORTH SHORE UNIVERSITY HOSPITAL LABORATORY		42	3	7%	45
INDIGO MANOR□		16	29	64%	45
MED COMP SCIENCES			45	100%	45
MOOSEHAVEN LIFE CARE CENTER		44			44
ALLIANCE OF PHYSICIANS AGAINST COVID-19			44	100%	44
BAY EDUCATORS WELLNESS CENTER		27	17	39%	44
KENDALL REGIONAL MEDICAL CENTER LAB	3		41	93%	44
BOND CLINIC, PA		29	15	34%	44
BIG BOCA SMILES LLC□		43	1	2%	44
REDI MED LLC			44	100%	44
SUMMER VISTA ASSISTED LIVING		37	7	16%	44
PALMS EDGE		42	2	5%	44
CITRUS MEMORIAL HOSPITAL			44	100%	44
VISITING PHYSICIANS ASSOCIATION		40	4	9%	44
PEDIATRICS OF CENTRAL FLORIDA – SAINT CLOUD	2	40	2	5%	44
PROJECT HEALTH INC		35	9	20%	44
CENTURY CENTER FOR REHABILITATION & HEALING		32	12	27%	44
LECONTE MEDICAL CENTER LAB		34	10	23%	44
HARBORCHASE OF VERO BEACH		40	3	7%	43
ADVENT HEALTH - LAKE MARY		35	8	19%	43
NCH DOWNTOWN NAPLES HOSPITAL		1	42	98%	43
TGH URGENT CARE – TYRONE		1	42	98%	43
HEALTH FIRST - CAPE CANAVERAL HOSPITAL		1	42	98%	43
PONTE VEDRA GARDENS		42	1	2%	43
MANOR CARE OF BOYNTON BEACH LLC		43			43

COVID-19: testing by laboratory

Data through Dec 13, 2020 verified as of Dec 14, 2020 at 09:25 AM

Data in this report are provisional and subject to change.

The numbers in the table below represent the number of Florida and non-Florida residents for whom test results were received by the Department of Health. A person can be tested by more than one laboratory and can have both positive and negative results. **Therefore, the sum of the numbers in each column will be larger than the total number of people tested.**

Reporting lab	Inconclusive	Negative	Positive	Percent positive	Total
BRANCH MEDICAL CLINIC			43	100%	43
STUART URGENT CARE			43	100%	43
ADVENT HEALTH CENTRA CARE - HUNTERS CREEK		7	35	83%	42
Centre Pointe Health and Rehabilitation Center		42			42
TROY REGIONAL MEDICAL CENTER		34	8	19%	42
QUOTIENT SCIENCES			42	100%	42
ORLANDO HEALTH AND REHAB CENTER		7	35	83%	42
Atlantic Shore Nursing and Rehab		42			42
RITECARE MED CTR H			41	100%	41
ARDEN COURTS OF TAMPA		41			41
PEDIATRICS OF CENTRAL FLORIDA KISSI		33	8	20%	41
ALTAMONTE PEDIATRIC ASSOCIATES		30	11	27%	41
BAPTIST MEDICAL CENTER SOUTH		30	11	27%	41
KINDRED HOSPITAL THE PALM BEACHES		39	2	5%	41
ADVENT HEALTH - MOUNT DORA		6	35	85%	41
FLORIDA HOSPITAL NEW SMYRNA		4	37	90%	41
SOUTHEAST ALABAMA MEDICAL CENTER			41	100%	41
PREDICTIVE LABORATORIES, INC		39	2	5%	41
GRACE PEDIATRICS		31	10	24%	41
DB MD		37	4	10%	41
SUMMIT AT VENICE	2	39			41
BioReference Laboratories, Inc		6	34	85%	40
REGENTS PARK OF BOCA RATON		38	2	5%	40
ELMCROFT OF BELLA VITA		33	7	18%	40
BOND CLINIC PA PEDIATRICS DEPT		35	5	13%	40
PRIDE DIAGNOSTICS		24	16	40%	40
SUNNY HILLS ALF OF SEBRING INC		37	3	8%	40
WINTER GARDEN REHAB AND NURSING CENTER		40			40
WELL HEALTH WORKS		39	1	3%	40
PRECISION HEALTH SOLUTIONS LAB		9	31	78%	40
VILLAGE PEDIATRICS LLC		33	7	18%	40
FLORIDA HEALTH CARE		5	35	88%	40
SANDY PINES		38	2	5%	40
NEXT MOLECULAR ANALYTICS		9	30	77%	39
DOCTORS MEMORIAL FAMILY PRACTICE	2	32	5	13%	39
CLINICAL RESEARCH SEQUENCING PLATFORM		8	31	79%	39
GUEST HOUSE OCALA, THE		39			39
POPLAR HEALTHCARE PLLC	1	11	27	69%	39
FAMILY EXTENDED CARE OF WINTER HAVEN		38	1	3%	39
BAY COUNTY JAIL ANNEX		34	5	13%	39
CERTUS MTD OPCP LLC		38	1	3%	39
INN AT THE FOUNTAINS, THE		34	5	13%	39
STEINHATCHEE FAMILY MEDICAL CENTER		35	4	10%	39
Life Care Center of Sarasota		30	9	23%	39
ROCKLEDGE REGIONAL MEDICAL CENTER		30	8	21%	38
CABANA AT JENSEN DUNES, THE		38			38
HOMEWOOD RESIDENCE AT FREEDOM PLAZA		37	1	3%	38

COVID-19: testing by laboratory

Data through Dec 13, 2020 verified as of Dec 14, 2020 at 09:25 AM

Data in this report are provisional and subject to change.

The numbers in the table below represent the number of Florida and non-Florida residents for whom test results were received by the Department of Health. A person can be tested by more than one laboratory and can have both positive and negative results. **Therefore, the sum of the numbers in each column will be larger than the total number of people tested.**

Reporting lab	Inconclusive	Negative	Positive	Percent positive	Total
Cross Landings Health and Rehabilitation		38			38
FIRST CHOICE URGENT CARE		10	28	74%	38
ADVENT HEALTH - ALTAMONTE SPRINGS		33	5	13%	38
UNIVERSITY OF ALABAMA		35	3	8%	38
BRONX LEBANON HOSPITAL-MEDICAL CENTER		36	2	5%	38
A COUNTRY PLACE ASSISTED LIVING FACILITY		38			38
RAINBOW PEDIATRICS PC LLC / BREAKFAST POINT		38			38
FLORIDA MEDICAL CLINIC PA		35	3	8%	38
MINUTECLINIC LLC #4201		36	2	5%	38
NEW YORK PRESBYTERIAN - QUEENS DIAGNOSTIC		37	1	3%	38
DAVID POSNACK JEWISH DAY SCHOOL		38			38
CAPITAL REGIONAL MEDICAL CENTER		2	36	95%	38
US MEDICAL CARE, INC		33	4	11%	37
FLORIDA HOSPITAL		21	16	43%	37
PALM RIVER COMMUNITY HEALTH CENTER		32	5	14%	37
ROCHESTER GENERAL HOSPITAL LABORATORY		36	1	3%	37
SEMINOLE SPORTS AND FAMILY MEDICINE		36	1	3%	37
Peninsula Care and Rehab		35	2	5%	37
HEARTLAND PEDIATRICS OF LAKE PLACID PA		28	9	24%	37
CLARE BRIDGE OF SARASOTA		36	1	3%	37
ONE MILO		37			37
BOULEVARD REHABILITATION CENTER		24	13	35%	37
KR at Hillsborough Lakes/Lutz Healthcare		37			37
CALHOUN LIBERTY HOSPITAL		18	19	51%	37
REDI-MED WALK-IN FAMILY CARE			37	100%	37
FHMG_CTR FOR SENIOR HEALTH		32	5	14%	37
PONCE THERAPY CARE CENTER		34	3	8%	37
PATHOGENIUS LABORATORIES		30	7	19%	37
BENTON HOUSE OF ST. JOHNS		36			36
CHARLES CROFT MD	1	35			36
BOND CLINIC PA		7	29	81%	36
Darcy Hall Of Life Care		36			36
HARBORCHASE OF NAPLES		34	2	6%	36
HCSO OCCUPATIONAL HEALTH AND WELLNESS CENTER		24	12	33%	36
BVL/LITTLE ANGEL PEDIATRICS		36			36
LOURDES HOSPITAL INC		34	2	6%	36
MACADAMS HOME HEALTH AGENCY		36			36
RIVER TOWN DIAGNOSTIC LLC		13	23	64%	36
VIERA MANOR ASSISTED LIVING RESIDENCE		35	1	3%	36
CATHOLIC HEALTH SERVICES REGIONAL LAB		32	4	11%	36
PALMETTO FAMILY HEALTHCARE		8	27	77%	35
IRL		4	31	89%	35
THE COLLIER AT NAPLES		34	1	3%	35
LAKELAND REGIONAL HEALTH LAKE MIRIAM		3	32	91%	35
SARATOGA HOSPITAL LABORATORY		33	2	6%	35
P23 LABS		35			35
MEDIQUICK URGENT CARE CENTERS INC			35	100%	35

COVID-19: testing by laboratory

Data through Dec 13, 2020 verified as of Dec 14, 2020 at 09:25 AM

Data in this report are provisional and subject to change.

The numbers in the table below represent the number of Florida and non-Florida residents for whom test results were received by the Department of Health. A person can be tested by more than one laboratory and can have both positive and negative results. **Therefore, the sum of the numbers in each column will be larger than the total number of people tested.**

Reporting lab	Inconclusive	Negative	Positive	Percent positive	Total
CENTRA CARE – AOPKA			35	100%	35
ADVENT HEALTH - LAKE WALES		27	8	23%	35
ADVENT HEALTH - FISH MEMORIAL		2	33	94%	35
TAVARES PEDIATRICS		33	2	6%	35
BAYSHORE PATHOLOGY		34	1	3%	35
Guardian Care Nursing and Rehabilitation Center		35			35
CENTRAL FLORIDA HEALTHCARE GROUP LLC		28	7	20%	35
EXPERTUS LABORATORIES INC		13	22	63%	35
DOH-WEST PALM BEACH BRANCH LABORATORY		2	33	94%	35
SUMMIT MEDICAL GROUP		30	4	12%	34
SAMANTHA WILSON CARE CENTER		34			34
BIO-TECH CLINICAL LABORATORIES		1	33	97%	34
CYPRESS COVE		33	1	3%	34
PALM BAY PEDIATRICS		23	11	32%	34
VIERA HOSPITAL, INC		22	12	35%	34
PIONEER CLINICAL LAB LLC		24	10	29%	34
ZON BEACHSIDE LLC		28	6	18%	34
BROWARD HEALTH MEDICAL CENTER CLINICAL LAB			34	100%	34
URGENT CARE & WELLNESS CENTER		9	25	74%	34
CAPE REGIONAL MEDICAL CENTER		34			34
FINNISH AMERICAN REST HOME-ALF		32	2	6%	34
CARENOW LAKE MARY			34	100%	34
CENTRA CARE – LAKE NONA		3	31	91%	34
FAWCETT MEMORIAL HOSPITAL LABORATORY			34	100%	34
HR SARASOTA OPERATOR LLC		23	10	30%	33
CHERRY OAK PALM BEACH COUNTY		33			33
AHSE ROP		32	1	3%	33
PATRICK AIR FORCE BASE		3	30	91%	33
BOND CLINIC		3	30	91%	33
CHIPOLA MEDICAL ASSOCIATES, LLC		20	13	39%	33
JERICHO URGENT CARE		30	3	9%	33
FAMILY EXTENDED CARE OF SEBRING INC		31	2	6%	33
MID FLORIDA PATHOLOGY LLC MOBILE UNIT #4		18	15	45%	33
KAPG ST AUGUSTINE SENIOR HOUSING OPCO LLC		33			33
SANFORD MOBILE LAB PGA TOUR		32	1	3%	33
AYERS NURSING AND REHABILITATION CENTER		33			33
HOLLEY NAVARRE MEDICAL CLINIC		18	15	45%	33
QHC UPSTATE MEDICAL PC		28	5	15%	33
COOPER FAMILY MEDICAL PLLC		25	8	24%	33
PINNACLES PEDS CARE PA		33			33
PEDIATRICS IN BREVARD PA- ROCKLEDGE		27	6	18%	33
Kensington Gardens		33			33
ST. MARYS MEDICAL CENTER		1	32	97%	33
PRIME HEALTH OF NORTH PORT LLC		30	3	9%	33
ACCURATE DIAGNOSTIC LAB		32	1	3%	33
MINUTECLINIC LLC #7973		29	4	12%	33
PRMG - EAST NAPLES		23	9	28%	32

COVID-19: testing by laboratory

Data through Dec 13, 2020 verified as of Dec 14, 2020 at 09:25 AM

Data in this report are provisional and subject to change.

The numbers in the table below represent the number of Florida and non-Florida residents for whom test results were received by the Department of Health. A person can be tested by more than one laboratory and can have both positive and negative results. **Therefore, the sum of the numbers in each column will be larger than the total number of people tested.**

Reporting lab	Inconclusive	Negative	Positive	Percent positive	Total
AMERICAN HOUSE COCONUT POINT		30	2	6%	32
BIOFIRE		7	25	78%	32
CLINICA HISPANA			32	100%	32
RASHDA ALBIBI M.D. P.A.		30	2	6%	32
CEDAR CREEK AT KINGS BAY INC		32			32
SOUTH CAMPUS FACILITY INC		30	2	6%	32
MISSION OAKS ASSISTED LIVING		31	1	3%	32
PANAMA PHARMACY	2	27	3	9%	32
STEWARD SEBASTIAN RIVER MEDICAL CENTER		27	5	16%	32
ADVENTIST HEALTH SYSTEM FLORIDA		25	7	22%	32
WESTMINSTER ST AUGUSTINE		32			32
CORAL GABLES HOSPITAL			32	100%	32
URINEGOODHANDS LLC		30	2	6%	32
ST AUGUSTINE PEDIATRIC ASSOC		30	2	6%	32
HOLZER HEALTH CENTER			32	100%	32
COOPER FAMILY MEDICAL, PLLC		27	5	16%	32
SH HERON EAST LLC		32			32
COLLIER HMA PHYSICIAN MANAGEMENT LLC		26	5	16%	31
CRANE CENTER		22	9	29%	31
JAMES A HALEY VETERANS HOSPITAL			31	100%	31
ESCAMBIA COUNTY JAIL		18	13	42%	31
PENNSYLVANIA DEPT OF HEALTH		20	11	35%	31
MOLECULAR DIAGNOSTICS		1	30	97%	31
NIGHT LITE PEDIATRICS URGENT CARE CENTER			31	100%	31
TGH URGENT CARE POWERED BY FAST TRACK			31	100%	31
DISCOVERY COMMONS AT BRADENTON		31			31
VETERANS HOME			31	100%	31
IPSUM DIAGNOSTICS		3	28	90%	31
ARBOR OAKS AT TYRONE	1	30			31
GRAND OAKS OF JENSEN BEACH LLC		31			31
PHYSICIAN ASSOCIATES LLC		26	5	16%	31
BAYFRONT MEDICAL		23	8	26%	31
Manatee Springs Rehabilitation and Nursing Center		31			31
BOND CLINIC, PA		9	22	71%	31
DOH		17	14	45%	31
CLERMONT HEALTH AND REHABILITATION CENTER		31			31
MEDLOGIC LABORATORIES		3	27	90%	30
HERITAGE WATERSIDE		27	3	10%	30
SONNIS PEDIATRICS PA		30			30
MINUTECLINIC DIAGNOSTIC OF RHODE ISLAND, LLC #1544		29	1	3%	30
Palms at Ponte Vedra Assisted Livning and Memory Care		29	1	3%	30
PEDIATRIC SPECIALISTS MEDICAL GROUP	1	28	1	3%	30
AMEERAH LABS			30	100%	30
MEDEX MEDICAL EXPRESS OF PALATKA LLC			30	100%	30
NEW SMYRNA BEACH URGENT CARE			30	100%	30
GRAND ST PAUL CVS		30			30
OPPENHEIMER PLASTIC SURGERY LLC		28	2	7%	30

COVID-19: testing by laboratory

Data through Dec 13, 2020 verified as of Dec 14, 2020 at 09:25 AM

Data in this report are provisional and subject to change.

The numbers in the table below represent the number of Florida and non-Florida residents for whom test results were received by the Department of Health. A person can be tested by more than one laboratory and can have both positive and negative results. **Therefore, the sum of the numbers in each column will be larger than the total number of people tested.**

Reporting lab	Inconclusive	Negative	Positive	Percent positive	Total
MY CLINICAL LAB INC		4	26	87%	30
PECONIC BAY MEDICAL CENTER LABORATORY		24	6	20%	30
LabCorp L#09258130 M#09258125		12	18	60%	30
ECOLAB GROUP		6	24	80%	30
BIOREREFERENCE LABORATORIES		3	27	90%	30
REGENCY PARK ASSISTED LIVING FACILITY		29	1	3%	30
PHOSPHORUS DIAGNOSTICS		27	3	10%	30
REDI-MED WALK IN FAMILY CLINIC			30	100%	30
QUICK CARE MED LLC		26	4	13%	30
WUESTHOFF MEMORIAL HOSPITAL			29	100%	29
COMPREHENSIVE CHILDCARE		23	6	21%	29
AFTER HOURS PEDIATRICS INC		1	28	97%	29
JACKSONVILLE UNIVERSITY		27	2	7%	29
ISLAND DOCTORS			29	100%	29
MEDICATION ROOMS-CSU/CI NURSE STATION	1	23	5	17%	29
RIVERSIDE RECOVERY OF TAMPA		28	1	3%	29
NORTHWELL HEALTH PLAINVIEW HOSPITAL LABORATORY		24	5	17%	29
UNIV OF ROCHESTER-STRONG MEMORIAL HOSP		28	1	3%	29
life Care Center of Melbourne		15	14	48%	29
NEMOURS CHILDREN'S CLINIC		22	7	24%	29
FORT MYERS REHABILITATION AND NURSING CENTER		28	1	3%	29
PERSONAL PEDIATRICS		26	3	10%	29
P4CLINICAL	3	2	24	83%	29
TRADITIONAL HOME HEALTH OF PALM BEACH INC		29			29
NORTH FLORIDA INTERNAL MEDICINE PA		25	4	14%	29
NEOGENOMICS LABORATORIES INC		29			29
WESTWOOD NURSING AND REHABILITATION		28	1	3%	29
ADVANCED MEDICAL GROUP		1	28	97%	29
MEDIPATH LLC			29	100%	29
BELVEDERE COMMONS OF SUN CITY CENTER		29			29
ADVENT HEALTH CENTRA CARE - APOPKA NORTH		10	19	66%	29
SOMERBY OF SANTA ROSA BEACH		27	2	7%	29
ELLENTON PEDIATRICS PA		25	3	11%	28
LONGLEAF DIAGNOSTIC LABORATORIES		3	25	89%	28
PALM GARDEN OF JACKSONVILLE		27	1	4%	28
CARENOW URGENT CARE - LAKE MARY			28	100%	28
TRADITIONAL HOME CARE INC		28			28
WEST ISLIP URGENT CARE		28			28
PINELLAS COUNTY JAIL			28	100%	28
MARQUIS LABS, LLC		28			28
FLORIDA HEALTH CARE DELAND			28	100%	28
ACTIVE SENIOR LIVING		26	2	7%	28
MEDICAL CONSULTANTS OF FLORIDA LLC		27	1	4%	28
BALMORAL TENANT SERVICES INC		28			28
EDEN AT CRESTVIEW		12	15	56%	27
JACKSON HEALTH SYSTEM		1	26	96%	27
ADVENTHEALTH EXPRESSCARE		23	4	15%	27

COVID-19: testing by laboratory

Data through Dec 13, 2020 verified as of Dec 14, 2020 at 09:25 AM

Data in this report are provisional and subject to change.

The numbers in the table below represent the number of Florida and non-Florida residents for whom test results were received by the Department of Health. A person can be tested by more than one laboratory and can have both positive and negative results. **Therefore, the sum of the numbers in each column will be larger than the total number of people tested.**

Reporting lab	Inconclusive	Negative	Positive	Percent positive	Total
UCLA HEALTHCARE CLINICAL LABS		23	4	15%	27
EC OPCO CARROLLWOOD LLC		21	6	22%	27
PENSACOLA PEDIATRICS, PA		23	4	15%	27
ARIZONA DEPARTMENT OF HEALTH SERVICES			27	100%	27
AZALEA TRACE PHYSICIAN SERVICES		27			27
EXPRESS CARE OF BELLEVIEW		27			27
CARITHERS PEDIATRIC GROUP		18	9	33%	27
AMERICAN FAMILY MEDICAL LLC		16	11	41%	27
OAKTREE HEALTHCARE			27	100%	27
METRO KNOXVILLE HMA		22	5	19%	27
MAINSTREET FAMILY URGENT CARE		1	26	96%	27
SUNCOAST LABS			27	100%	27
CDC		17	10	37%	27
HOLISTIC PEDIATRICS GROUP LLC		25	2	7%	27
Cross Terrace REhabitation		26	1	4%	27
MONCRIEF ARMY HEALTH CLINIC			26	100%	26
APOLLOMDX LABS		9	17	65%	26
LINCOLN DIAGNOSTIC LAB		25	1	4%	26
IMA MEDICAL GROUP POINCIANA		12	14	54%	26
THE MINIER URGENT CARE		20	6	23%	26
FERN PARK DEVELOPMENTAL CENTER			26	100%	26
NORTH FLORIDA SPINE AND WELLNESS		22	4	15%	26
FAST TRACK URGENT CARE CENTER - SEMINOLE			26	100%	26
ADVENT HEALTH PARTIN SETTLEMENT HEALTH PARK		18	8	31%	26
LOOP PEDIATRICS		22	4	15%	26
TITUSVILLE FAMILY PRACTICE		12	14	54%	26
PORT ST LUCIE HOSPITAL		23	3	12%	26
MANOR CARE OF PALM HARBOR		26			26
HEALTH FIRST - VIERA HOSPITAL		1	25	96%	26
SANTA BARBARA CARE CENTER		16	10	38%	26
MARTIN ACQUISITION 1 LLC DBA		26			26
ROHR HOME		23	3	12%	26
CARDIOLOGY AND MEDICINE ASSOCIATES		22	4	15%	26
DOS OF NORTH SHORES NURSING & REHAB CENTER		26			26
EVERLYWELL		14	12	46%	26
UNION MEDICAL CARE		25			25
ARCPOINT LABS OF FORT LAUDERDALE		25			25
ADVENT HEALTH CENTRA CARE - LAKE BUTLER BOULEVARD			25	100%	25
WOMENS CARE FLORIDA LABORATORY		25			25
BAY COUNTY SHERIFFS OFFICE JAIL FACILITY		21	4	16%	25
TAYLORVILLE FAMILY MEDICINE		19	6	24%	25
AU HEALTH		20	5	20%	25
SANITAS		4	21	84%	25
ST. CLOUD HOSPITAL		20	5	20%	25
FHMG- FLORIDA HOSPITAL MEDICAL GROUP		18	7	28%	25
RESTORE HEALTH URGENT CARE		3	22	88%	25
FAMILY CARE PARTNERS		15	10	40%	25

COVID-19: testing by laboratory

Data through Dec 13, 2020 verified as of Dec 14, 2020 at 09:25 AM

Data in this report are provisional and subject to change.

The numbers in the table below represent the number of Florida and non-Florida residents for whom test results were received by the Department of Health. A person can be tested by more than one laboratory and can have both positive and negative results. **Therefore, the sum of the numbers in each column will be larger than the total number of people tested.**

Reporting lab	Inconclusive	Negative	Positive	Percent positive	Total
MALCOM RANDALL DEPT OF VAMC			25	100%	25
BUECHELE DENTAL PA DBA CLERMONT FAMILY DENTISTRY		21	4	16%	25
BEACHES PEDIATRICS PA		24	1	4%	25
MED ONE AT SAINT AUGUSTINE		20	5	20%	25
BROOKDALE PALMER RANCH	1	22	2	8%	25
NIGHT LITE PEDIATRICS CENTER LLC		8	17	68%	25
CDR MAGUIRE - MIAMI BEACH CC MISSION 17388		2	23	92%	25
LITTLE NECK URGENT CARE		24	1	4%	25
SUNTREE INTERNAL MEDICINE		25			25
RENAISSANCE AT THE TERRACES		25			25
WAVE CREST HEALTH AND REHABILITATION CENTER		25			25
HEALTH CENTRAL PARK		25			25
WILLOWBROOKE COURT AT ST ANDREWS ESTATES		21	4	16%	25
CONNECTICUT DEPARTMENT OF HEALTH		22	3	12%	25
UNIPATH		18	7	28%	25
PENSACOLA DEVELOPMENTAL CENTER		9	16	64%	25
LAKE HOWELL FAMILY MEDICINE ASSOCIATES		18	6	25%	24
UNION MEDICAL CARE PLLC		24			24
THE CHAPPEL GROUP RESEARCH		24			24
SEVEN HILLS HEALTH AND REHABILITATION CENTER		24			24
University Hills health and Rehabilitation		15	9	38%	24
WESTMINSTER WOODS ON JULINGTON CREEK		22	2	8%	24
MEDCOMP SCIENCES			24	100%	24
STATEN ISLAND UNIVERSITY HOSPITAL-POUCH		24			24
FRICKS PHARMACY		19	5	21%	24
ADVENT HEALTH EXPRESS CARE		3	21	88%	24
WELLNOW URGENT CARE		23	1	4%	24
AVENTIS BIO-SERVICES CTL		24			24
BROOKDALE JENSEN BEACH☐		24			24
Heartland Health Care Center North Sarasota		17	7	29%	24
LAKEVIEW INTERNAL MEDICINE		7	17	71%	24
COURTYARDS OF ORLANDO		24			24
LABORATORY DYNAMICS		20	4	17%	24
MEDRITE URGENT CARE		16	8	33%	24
CDR MAGUIRE INC	1	2	21	88%	24
EC OPCO PENSACOLA, LLC		24			24
MINUTE CLINIC INCORPORATE		19	5	21%	24
HERITAGE OAKS ASSISTED LIVING & MEMORY CARE		20	4	17%	24
MADWAR		19	5	21%	24
CARE ONE OF FLORIDA LLC		12	12	50%	24
PALM HARBOR FAMILY PRACTICE & WALK-IN		14	10	42%	24
CENTRA CARE – SAND LAKE		1	23	96%	24
TRUGENX		1	23	96%	24
MINUTECLINIC LLC #4458		13	10	43%	23
THE TERRACE OF JACKSONVILLE		3	20	87%	23
Mt Sinai Aventura			23	100%	23
WEST VOLUSIA FAMILY AND SPORTS MEDICINE		23			23

COVID-19: testing by laboratory

Data through Dec 13, 2020 verified as of Dec 14, 2020 at 09:25 AM

Data in this report are provisional and subject to change.

The numbers in the table below represent the number of Florida and non-Florida residents for whom test results were received by the Department of Health. A person can be tested by more than one laboratory and can have both positive and negative results. **Therefore, the sum of the numbers in each column will be larger than the total number of people tested.**

Reporting lab	Inconclusive	Negative	Positive	Percent positive	Total
PRACTICE MANAGEMENT OF AMERICA, INC.		2	21	91%	23
NORTH FLORIDA PEDIATRICS		22	1	4%	23
STEWART MEDICAL GROUP, INC		17	6	26%	23
UNIVERSITY HILLS HEALTH AND REHABILITATION CENTER		18	5	22%	23
MAINSTREAM DIAGNOSTIC LABORATORY LLC		19	4	17%	23
MINUTECLINIC LLC		19	4	17%	23
VENICE REGIONAL MEDICAL CENTER BAYFRONT HEALTH		7	16	70%	23
ADVANCED MEDICAL OF NAPLES LLC			23	100%	23
VILLAGE ON THE ISLE		21	2	9%	23
SENIOR HEALTH OF WINTER PARK DUNDEE		23			23
ISLAND COAST PEDIATRICS PA		22	1	4%	23
LONG ISLAND JEWISH MED CTR		22	1	4%	23
PLAINVIEW URGENT CARE		22	1	4%	23
LCS SANDHILL COVE LLC DBA		22	1	4%	23
EGL GENETIC DIAGNOSTICS		1	22	96%	23
CITYMD OF MANAHAWKIN		22	1	4%	23
MINUTE CLINIC LLC #2216		22	1	4%	23
MOOSEHAVEN HEALTH CENTER		12	11	48%	23
CENTRA CARE - DR. PHILLIPS		1	22	96%	23
PENSACOLA PEDIATRICS - PACE		16	7	30%	23
PARK WEST MEDICAL CENTER		22	1	4%	23
HENNEPIN COUNTY MEDICAL CENTER (HCMC)		12	11	48%	23
UF HEALTH NORTH JACKSONVILLE			23	100%	23
CHAMBREL AT ISLAND LAKE		23			23
SOUTHERN LABORATORY		6	17	74%	23
FLORIDA PEDIATRICS		6	16	73%	22
GRAMERCY PARK URGENT CARE		22			22
FIRST CHOICE PEDIATRICS LOOP		20	2	9%	22
PULMONARY SPECIALISTS OF THE PALM BEACHES		15	7	32%	22
AFTER HOURS PEDIATRICS			22	100%	22
KINDRED AT HOME		17	5	23%	22
OSPREY LODGE		22			22
SEMINOLE TRIBE OF FLORIDA		16	6	27%	22
BROOKDALE UNIVERSITY HOSPITAL		21	1	5%	22
IMA MEDICAL GROUP		14	8	36%	22
MILLENNIUM PHYSICIAN GROUP LLC		18	4	18%	22
MINUTECLINIC, LLC #4015		18	4	18%	22
MINUTECLINIC LLC #3814		19	3	14%	22
FHMG-FLORIDA HOSPITAL MEDICAL GROUP		19	3	14%	22
PORT SAINT JOHN FAMILY PRACTICE		18	4	18%	22
LEVY COUNTY DEPARTMENT OF HEALTH		19	3	14%	22
KEY PRIMARY CARE			22	100%	22
MOBILE DIVISION LABORATORY		7	15	68%	22
MADISON COUNTY MEMORIAL HOSP		12	10	45%	22
TEN HEALTHCARE		6	16	73%	22
WUESTHOFF MEDICAL CENTER-MELBOURNE			22	100%	22
TARPON BAYOU CENTER			22	100%	22

COVID-19: testing by laboratory

Data through Dec 13, 2020 verified as of Dec 14, 2020 at 09:25 AM

Data in this report are provisional and subject to change.

The numbers in the table below represent the number of Florida and non-Florida residents for whom test results were received by the Department of Health. A person can be tested by more than one laboratory and can have both positive and negative results. **Therefore, the sum of the numbers in each column will be larger than the total number of people tested.**

Reporting lab	Inconclusive	Negative	Positive	Percent positive	Total
SUNQUEST		3	19	86%	22
BAPTIST HEALTH SOUTH FLORIDA - WEST BOCA URGENT CARE			22	100%	22
DIACARTA INC.		22			22
MONTEFIORE NEW ROCHELLE HOSPITAL		20	1	5%	21
CLINICAL PATHOLOGY LABORATORIES SOUTHEAST			21	100%	21
LAKELAND NURSING AND REHABILITATION CENTER			21	100%	21
BISHOP GRADY VILLAS		21			21
RJ LEE GROUP	1	20			21
PORT CHARLOTTE REHABILITATION CENTER		18	3	14%	21
STATE LAB		2	19	90%	21
MAUREEN OROURKE-FUTEY			21	100%	21
WARDE MEDICAL LABORATORY		15	6	29%	21
BOCA BIOLISTIC REFERENCE LAB			21	100%	21
PATHGROUP			21	100%	21
VASSAR BROTHERS MEDICAL CENTER LABORATORY		20	1	5%	21
NURSES HELPING HANDS INC ALF		21			21
ROSECASTLE AT DELANEY CREEK		21			21
WHOLE FAMILY HEALTH CENTER INC		16	5	24%	21
ST JUDE CHILDRENS RESEARCH HOSPITAL		21			21
BARKLEY PLACE		21			21
MINUTECLINIC DIAGNOSTIC OF RHODE ISLAND, LLC #212		21			21
ADVENT HEALTH - LAKE MARY PEDIATRICS		14	7	33%	21
GASTROENTEROLOGY ASSOCIATES OF PENSACOLA PA		20	1	5%	21
LAKE MORTON PLAZA□		21			21
HEALTHY MINORS, LLC.		20			20
FLORIDA MEDICAL CLINIC LLC		19	1	5%	20
MINUTECLINIC LLC #3003		19	1	5%	20
POINT OF CARE CLINICS PRIMARY CARE		20			20
LAKE CITY VA MEDICAL CENTER			20	100%	20
CARENOW - DOWNTOWN NORTH GULCH		20			20
LABORATORY ALLIANCE OF CENTRAL NEW YORK		19	1	5%	20
ROCKLEDGE FAMILY HEALTH			20	100%	20
WESTPAC LABS		1	19	95%	20
BARRY UNIVERSITY STUDENT HEALTH SERVICES		10	10	50%	20
ROYAL PALM SENIOR RESIDENCE		20			20
UPMC CHAUTAUQUA AT WCA LABORATORY		19	1	5%	20
HUNT CLUB PEDIATRIC ASSOCIATES LLC		19	1	5%	20
HENDRY REGIONAL CORPORATE HEALTH			20	100%	20
MINUTECLNIC LLC		17	3	15%	20
HEARTLAND HEALTHCARE AND REHAB CENTER			20	100%	20
PHYSICIANS STAT		1	19	95%	20
INTERNATIONAL MEDICAL LABORATORY		20			20
FLORIDA HOSPITAL LABS		11	9	45%	20
CL BRUMBACK PRIMARY CARE CLINIC LANTANA		2	18	90%	20
JAMAICA HOSPITAL MEDICAL CENTER		19	1	5%	20
LAFAYETTE NURSING AND REHABILITATION CENTER		20			20
ARBOR TERRACE SAN JOSE LLC		19	1	5%	20

COVID-19: testing by laboratory

Data through Dec 13, 2020 verified as of Dec 14, 2020 at 09:25 AM

Data in this report are provisional and subject to change.

The numbers in the table below represent the number of Florida and non-Florida residents for whom test results were received by the Department of Health. A person can be tested by more than one laboratory and can have both positive and negative results. **Therefore, the sum of the numbers in each column will be larger than the total number of people tested.**

Reporting lab	Inconclusive	Negative	Positive	Percent positive	Total
TGH MEDICAL GROUP LABORATORY CARROLLWOOD			20	100%	20
NORTH CAROLINA DEPARTMENT OF HEALTH & HUMAN SERVICES			20	100%	20
MEDICAL EXPRESS CORP		18	2	10%	20
BAY PEDIATRICS PA		18	2	10%	20
POARCH BANC CREEK INDIANS TRIBAL HEALTH DEPARTMENT			20	100%	20
UNIVERSITY HOSPITAL		16	3	16%	19
MINUTECLINIC, LLC #08366		15	4	21%	19
OAK MANOR NURSING HOME		18	1	5%	19
SEVEN RIVERS REGIONAL MEDICAL CENTER		5	14	74%	19
GOOD SAMARITAN HOSPITAL LABORATORY		16	3	16%	19
AMERICAN ESOTERIC LABORATORIES		5	14	74%	19
MED HEALTH SERVICES		18	1	5%	19
SEA PINES REHABILITATION HOSPITAL		19			19
FELICIDAD MEDICAL CENTER			19	100%	19
MINUTECLINIC LLC #8396		15	4	21%	19
SUSANNA WESLEY HEALTH CENTER		18	1	5%	19
STEWART ROCKLEDGE HOSPITAL			19	100%	19
ISLAND URGENT CARE PLLC		19			19
SUMMIT MEDICAL GROUP PA		19			19
REDITUS LABORATORIES			19	100%	19
WOLFF CTR FOR CHILD & ADOLESCENT HEALTH PLLC,THE		17	2	11%	19
BAYVIEW MEDICAL		19			19
PREMISE HEALTH MIA			19	100%	19
ARDEN COURTS OF WINTER SPRINGS		18	1	5%	19
Golfview Healthcare Center		19			19
GRAND OAKS OF PALM CITY LLC	1	17	1	5%	19
INTEGRATED REGIONAL LABORATORIES - LARGO			19	100%	19
MAYO CLINIC JACKSONVILLE			19	100%	19
NOBLE SENIOR LIVING		3	16	84%	19
MINUTECLINIC LLC # 3930		14	5	26%	19
BETHUNE-COOKMAN UNIVERSITY		1	18	95%	19
LAB INTERMARKET FACILITY LAB		1	18	95%	19
INTERCOASTAL MEDICAL GROUP			19	100%	19
TGH URGENT CARE - RIVERVIEW			19	100%	19
ADVENT HEALTH PRIMARY CARE PLUS, WINTER GARDEN		15	4	21%	19
ESOTERIX GENETIC LABORATORIES		16	3	16%	19
CENTRAL FLORIDA HEALTH CARE INC		2	17	89%	19
THE COMMONWEALTH OF MASSACHUSETTS			19	100%	19
GREENLEAF ALF		19			19
MINUTECLINIC LLC #3654		15	4	21%	19
STONE WASH CLINICAL LABORATORIES		2	17	89%	19
CROSSWINDS HEALTH AND REHABILITATION CENTER		19			19
MADISON COUNTY MEMORIAL HOSPITAL LABORATORY		14	5	26%	19
KINDRED HOSPITAL MELBOURNE		19			19
FLORIDA DEPARTMENT OF HEALTH IN LIBERTY COUNTY		14	4	22%	18
NIGHT LITE PEDIATRIC CENTER		10	8	44%	18
SOUTHSIDE HOSPITAL NORTHWELL HEALTH LABORATORY		17	1	6%	18

COVID-19: testing by laboratory

Data through Dec 13, 2020 verified as of Dec 14, 2020 at 09:25 AM

Data in this report are provisional and subject to change.

The numbers in the table below represent the number of Florida and non-Florida residents for whom test results were received by the Department of Health. A person can be tested by more than one laboratory and can have both positive and negative results. **Therefore, the sum of the numbers in each column will be larger than the total number of people tested.**

Reporting lab	Inconclusive	Negative	Positive	Percent positive	Total
MOORINGS PARK OAKSTONE AT GREY OAKS		17	1	6%	18
CLERMONT ADVENTHEALTH CENTRA CARE			18	100%	18
JACKSON NORTH MEDICAL CENTER		2	16	89%	18
TUKA PEDIATRICS		1	17	94%	18
WHITE WILSON MEDICAL CENTER PA - NAVARRE			18	100%	18
MADISON CORE LABORATORIES		17	1	6%	18
Wiregrass Rehabilitation Center and Nursing Home		18			18
SARASOTA MEMORIAL NURSING & REHABILITATION CTR		18			18
DEVELOPMENTAL DISABILITIES DEFENDANT PROGRAM		18			18
ADVENTHEALTH EXPRESS CARE AT WALGREENS 49TH STREET		13	5	28%	18
XPRESS WELLNESS URGENT CARE			18	100%	18
AMERICAN HOUSE SENIOR LIVING		18			18
MORTON PLANT			18	100%	18
RADIOLOGY ASSOCIATES OF VENICE AND ENGLEWOOD		17	1	6%	18
ACCESS 365 URGENT CARE		7	11	61%	18
FLORIDA COMMUNITY HEALTH CENTER OF ST. LUCIE		1	17	94%	18
JA POC MANUAL SUBSECTION		18			18
TOTAL RENAL LABORATORIES INC		13	5	28%	18
MINUTECLINIC LLC #8381		14	4	22%	18
MAKO MEDICAL		14	4	22%	18
ST PETER'S BENDER LABORATORY		18			18
SOUTHWEST ORLANDO FAMILY MEDICINE, PL		12	6	33%	18
TPCA CLINICAL LABORATORIES		15	3	17%	18
WATERCREST ST LUCIE WEST		17	1	6%	18
STEWART MEDICAL GROUP INC			18	100%	18
BULLS HEAD URGENT CARE		18			18
HARTFORD HOSPITAL ANCILLARY LAB		17	1	6%	18
DAVID LAWRENCE CENTER		15	3	17%	18
WILLOW BROOKE COURT AT AZALEA TRACE		18			18
NOVANT HEALTH		14	4	22%	18
MIAMI VA HEALTHCARE SYSTEM			18	100%	18
WALK IN MEDICAL URGENT CARE		18			18
MINUTE CLINIC, LLC DBA MINUTECLINIC #4505		17	1	6%	18
VETERANS AFFAIRS MEDICAL CENTER - NEW YORK HARBOR		17	1	6%	18
GREEN GABLES ASSISTED LIVING FACILITY		18			18
MARATHON HEALTH FOR LIFE		16	2	11%	18
ENGLEWOOD HOSPITAL AND MEDICAL CENTER		14	4	22%	18
JEFFERSON K-12, A SOMERSET SCHOOL- CLINIC		16	2	11%	18
STETSON UNIVERSITY STUDENT HEALTH CENTER		3	14	82%	17
Coastal Health and Rehabilitation Center		16	1	6%	17
UNIVERSITY MEDICAL CTR OF PRINCETON AT		17			17
WALGREEN EASTERN CO, INC		17			17
VALENCIA HOUSE ALF		17			17
MINUTECLINIC, LLC #3204		16	1	6%	17
SOLARIS SENIOR LIVING OF MERRITT ISLAND		17			17
CAREMED INTERNAL MEDICINE			17	100%	17
Life Care Center at Inverrary		17			17

COVID-19: testing by laboratory

Data through Dec 13, 2020 verified as of Dec 14, 2020 at 09:25 AM

Data in this report are provisional and subject to change.

The numbers in the table below represent the number of Florida and non-Florida residents for whom test results were received by the Department of Health. A person can be tested by more than one laboratory and can have both positive and negative results. **Therefore, the sum of the numbers in each column will be larger than the total number of people tested.**

Reporting lab	Inconclusive	Negative	Positive	Percent positive	Total
WINTER PARK FAMILY PRACTICE LLC		17			17
ST. JUDES LABORATORIES		12	5	29%	17
ERDOX		16	1	6%	17
AMMON ANALYTICAL LABORATORIES		15	2	12%	17
UVMCM MICROBIOLOGY		16	1	6%	17
Cleveland Clinic Laboratories		4	13	76%	17
ASCENSION ST VINCENT'S PRIMARY CARE			17	100%	17
COLORADO DEPARTMENT OF HEALTH LABORATORY SERVICES DIVISION			17	100%	17
GOOD HEARTS COVID TESTING			17	100%	17
HERNANDO COUNTY FIRE RESCUE DISTRICT		8	9	53%	17
DCH REGIONAL MEDICAL CENTER LABORATORY		16	1	6%	17
RESEARCH CENTERS OF AMERICA, LLC		14	3	18%	17
RESIDENCE AT BAY VUE		17			17
RIVERHEAD URGENT CARE		17			17
NORTH FLORIDA PEDIATRICS - JACKSONVILLE		15	2	12%	17
CONSOLIDATED LAB SERVICES		8	9	53%	17
COAST MED URGENT CARE		16	1	6%	17
HAWTHORN HOUSE☐		15	2	12%	17
LONG TERM CARE OF GULF BREEZE LLC		17			17
CARESPOT		1	16	94%	17
WHITE WILSON MEDICAL CENTER IMMEDIATE CARE			16	100%	16
STUART LODGE LIVING LLC		4	12	75%	16
MAGNOLIA MEDICAL CLINIC		1	15	94%	16
XERA MED RESEARCH			16	100%	16
FAST TRACK URGENT CARE CENTER - TYRONE			16	100%	16
HERNANDO ENDOSCOPY AND SURGERY CENTER		14	2	13%	16
LINCOLN MEDICAL AND MENTAL HEALTH CENTER		16			16
HARBORCHASE OF WELLINGTON CROSSING		15	1	6%	16
BRENTWOOD RETIREMENT COMMUNITY		14	2	13%	16
SRMC AVALON		9	7	44%	16
ESTATES MEDICAL CENTER		12	4	25%	16
CARE CENTERS OF NASSAU		15	1	6%	16
RITECARE MEDICAL CENTER			16	100%	16
SUNRISE URGENT CARE ASSOCIATES LLC D/B/A	1	9	6	38%	16
FLAGLER HOSPITAL INC	2		14	88%	16
ALL FLORIDA FAMILY & SPORTS MEDICINE		15	1	6%	16
MED PLUS FLORENCE		12	4	25%	16
EDWARD J HEALEY REHAB & NURSING CENTER		16			16
URGENT CARE CLINIC OF LINCOLN		14	2	13%	16
URGENT CARE WEST CLINIC		14	2	13%	16
CHIPOLA MEDICAL ASSOCIATES		2	14	88%	16
WINDERMERE MEDICAL CENTER		13	3	19%	16
SOLARIS HEALTHCARE BAYONET POINT		15	1	6%	16
BRISTOL AT TAMPA, THE		16			16
SAMFORD UNIVERSITY HEALTH SERVICES		15	1	6%	16
ST ELIZABETH MEDICAL CENTER LABORATORY		15	1	6%	16
FLORIDA DEPARTMENT OF HEALTH IN TAYLOR COUNTY		13	3	19%	16

COVID-19: testing by laboratory

Data through Dec 13, 2020 verified as of Dec 14, 2020 at 09:25 AM

Data in this report are provisional and subject to change.

The numbers in the table below represent the number of Florida and non-Florida residents for whom test results were received by the Department of Health. A person can be tested by more than one laboratory and can have both positive and negative results. **Therefore, the sum of the numbers in each column will be larger than the total number of people tested.**

Reporting lab	Inconclusive	Negative	Positive	Percent positive	Total
HEALTH CENTRAL HOSPITAL			16	100%	16
INTERNAL MEDICINE ASSOCIATES & SPECIALTIES INC		15	1	6%	16
MILLENNIUM PHYSICIAN GRP LLC NAPLES PINE RIDGE			16	100%	16
NORTH PINELLAS CHILDRENS MEDICAL CENTER			16	100%	16
COLONY CARE CENTER		8	8	50%	16
WASHINGTON REHAB AND NURSING		16			16
MINUTECLINIC LLC #3257		15	1	6%	16
KINDRED HOSPITAL NORTH FLORIDA		14	2	13%	16
ASURANCE SCIENTIFIC LABORATORIES		16			16
BROOKWOOD BAPTIST MEDICAL CENTER		14	1	7%	15
PRIME CARE ONE LLC/HARBORCHASE OF VENICE			15	100%	15
MORTON PLANT HOSPITAL NURSING			15	100%	15
FLORIDA DEPARTMENT OF HEALTH IN CALHOUN COUNTY		11	4	27%	15
NOVANT HEALTH GOHEALTH URGENT CARE-HARRISBURG		8	7	47%	15
ADVENT HEALTH CENTRA CARE - LAKE BUENA VISTA			15	100%	15
HOLLEY-NAVARRE MEDICAL CLINIC		5	10	67%	15
CONNECTDX		3	12	80%	15
ORLANDO HEALTH		2	13	87%	15
FLAGLER HOSPITAL LABORATORY		2	13	87%	15
PINES NURSING HOME		14	1	7%	15
TELEVISIT MALABAR PEDIATRICS		5	10	67%	15
BRIDGEVIEW CENTER LLC		12	3	20%	15
UAH STUDENT HEALTH CENTER		10	5	33%	15
JACOBI MEDICAL CENTER		15			15
KEY WEST MEDICAL CENTER	1	14			15
HOSPICE OF ST FRANCIS INC		14	1	7%	15
FAMILY CARE CENTER OF ARLINGTON		10	5	33%	15
SINAI HOSPITAL OF BALTIMORE		15			15
COLONY CLUB ALF,THE		15			15
ALL PEDIATRIC CARE			15	100%	15
ST CATHERINE OF SIENA HOSPITAL		14	1	7%	15
ERIC C MARSHAL MD, PC DBA MINUTECLINIC		14	1	7%	15
SPEARHEAD MEDICAL			15	100%	15
LAKE WALES OPERATING GROUP LLC		14	1	7%	15
MILTON 4707		15			15
DIATHERIX		13	2	13%	15
MINUTECLINIC LLC #7225		13	2	13%	15
CANTERFIELD OF CLAY COUNTY		15			15
UM MILLER SCHOOL OF MEDICINE			15	100%	15
GLEN COVE HOSPITAL		15			15
HARMONY HEALTH OPCO, LLC		15			15
WEST BROWARD CARE CENTER		14	1	7%	15
CHILDREN'S MEDICAL CENTER			15	100%	15
RENAISSANCE SENIOR LIVING		15			15
DALE MEDICAL CENTER		10	5	33%	15
BONIFAY NURSING AND REHAB CENTER			15	100%	15
NORTH CENTRAL BRONX HOSPITAL		14	1	7%	15

COVID-19: testing by laboratory

Data through Dec 13, 2020 verified as of Dec 14, 2020 at 09:25 AM

Data in this report are provisional and subject to change.

The numbers in the table below represent the number of Florida and non-Florida residents for whom test results were received by the Department of Health. A person can be tested by more than one laboratory and can have both positive and negative results. **Therefore, the sum of the numbers in each column will be larger than the total number of people tested.**

Reporting lab	Inconclusive	Negative	Positive	Percent positive	Total
BOZEMAN HEALTH DEACONESS HOSPITAL		12	3	20%	15
JOHNS HOPKINS CHILDREN'S HOSPITAL			15	100%	15
ADVENT HEALTH - ZEPHYRHILLS			15	100%	15
ANDALUSIA HEALTH		7	8	53%	15
MINUTECLINIC LLC #4024		12	3	20%	15
FLORIDA HEART & VASCULAR MULTISPECIALTY GROUP PA		12	3	20%	15
HODGES CLUSTER		2	13	87%	15
EASTLAKE PEDIATRICS - TRINITY		15			15
HELIX DIAGNOSTICS			14	100%	14
BOCA SIMON		2	12	86%	14
WALGREENS COVID-19		13	1	7%	14
LIFE CARE CENTER OF JACKSONVILLE			14	100%	14
OKEECHOBEE HEALTHCARE FACILITY			14	100%	14
FLORIDA HEALTH CARE PLANS INC		1	13	93%	14
ALAN L MELOTEK MD		14			14
HOSPICE OF MARTIN & ST LUCIE, INC		14			14
PALMETTO PEDIATRICS			14	100%	14
EMERGENCY PHYSICIANS MEDICAL CENTER LLC		6	8	57%	14
HOLY NAME HOSPITAL LABORATORY		13	1	7%	14
BRANDON COMMUNITY HEALTH CENTER		7	7	50%	14
NORTHWESTERN MEMORIAL HOSPITAL			14	100%	14
AURORA DIAGNOSTICS		3	11	79%	14
HEALTHFIRST ADVENT HEALTH CENTRA CARE COCOA BEACH			14	100%	14
BROWARD HEALTH IMPERIAL POINT NURSING			14	100%	14
EMERALD COAST BEHAVIORAL HOSPITAL		14			14
BONIFAY NURSING AND REHABILITATION CENTER			14	100%	14
CVS			14	100%	14
ADVANCED URGENT CARE		12	2	14%	14
CRUCIAL CARE		8	6	43%	14
CARESPOT OF NOCATEE			14	100%	14
FORT SANDERS REGIONAL LABORATORY		14			14
HARMONY CLINIC		1	13	93%	14
THE CANOPY AT HARPER LAKE	1		13	93%	14
EPIPHANY HEALTH		8	6	43%	14
NEW YORK PRESBYTERIAN - ALLEN HOSPITAL		14			14
BENTON HOUSE OF PORT ORANGE		8	6	43%	14
GRAND VILLA OF ST. PETERSBURG		12	2	14%	14
MINUTECLINIC LLC #3285		10	4	29%	14
FINLAY C. LABORATORY		3	11	79%	14
LAKE GIBSON VILLAGE, LLC		14			14
HORIZON ALF		14			14
CENTRAL FLORIDA PEDIATRICS		5	9	64%	14
INNOVATION CLINICAL TRIALS, INC			14	100%	14
NO NAME		8	6	43%	14
ASTORIA HEALTH AND REHABILITATION CENTER		13	1	7%	14
MEDEMERGE		13	1	7%	14
HUNT CLUB MEDICAL		12	2	14%	14

COVID-19: testing by laboratory

Data through Dec 13, 2020 verified as of Dec 14, 2020 at 09:25 AM

Data in this report are provisional and subject to change.

The numbers in the table below represent the number of Florida and non-Florida residents for whom test results were received by the Department of Health. A person can be tested by more than one laboratory and can have both positive and negative results. **Therefore, the sum of the numbers in each column will be larger than the total number of people tested.**

Reporting lab	Inconclusive	Negative	Positive	Percent positive	Total
SIGNATURE HEALTHCARE OF ORANGE PARK		14			14
POLK CHD BARTOW		13	1	7%	14
TALLAHASSEE DEVELOPMENTAL CENTER□		14			14
FAMILY CARE CYPRESS CREEK		1	13	93%	14
Sunnyside Care Center		13			13
MERCY MEDICAL URGENT CARE CENTER INC		2	11	85%	13
PARKWEST MEDICAL CENTER		11	2	15%	13
CLEVELAND CLINIC			13	100%	13
PORT SAINT LUCIE HOSPITAL		13			13
GENERAL INTERNAL MEDICINE MEDICAL CTR CLINIC		9	4	31%	13
REGENCY SQUARE MALL - SEARS		2	11	85%	13
SOUTHEAST FAMILY HEALTHCARE CENTER			13	100%	13
LONG BEACH URGENT CARE		13			13
FUNGAL REFERENCE LABORATORY		12	1	8%	13
UNIVERSITY LAB			13	100%	13
WELLINGTON FAMILY PRACTICE		13			13
HEALTH MED CENTERS		13			13
PRIMECARE OF DOTHAN-DALEVILLE CLINIC		11	2	15%	13
FORT WALTON BEACH DEVELOPMENTAL CENTER		12	1	8%	13
HARBOUR ISLAND PEDIATRICS		9	4	31%	13
SHORE MEMORIAL HOSPITAL		12	1	8%	13
OPIS ISLAND LAKE CENTER		13			13
COUNTY OF LOS ANGELES			13	100%	13
CINNAMON COVE ALF		13			13
DESOTO PALMS ALF		13			13
OSCEOLA ALF OPERATOR, LLC DBA□		13			13
IN-OFFICE LAB		12	1	8%	13
DYNAMIC DNA LAB		1	12	92%	13
MEDEXPRESS - BLOOMIN BRANDS		4	9	69%	13
PROFESSIONAL PEDIATRICS		12	1	8%	13
MINUTECLINIC LLC #1067		10	3	23%	13
NEW YORK METHODIST HOSPITAL		13			13
VILLA OF KINGS AND QUEENS OF DELRAY		13			13
JUST FOR KIDS PEDIATRICS		5	8	62%	13
ESCAMBIA COMMUNITY CLINIC		2	11	85%	13
FLORIDA STATE HOSPITAL			13	100%	13
CANTON-POTSDAM HOSPITAL LABORATORY		13			13
BROOKLYN HOSPITAL CENTER DOWNTOWN CAMPUS		13			13
CLINICAL LABORATORY SERVICES			13	100%	13
SYNIVERSE WELLNESS CENTER		11	2	15%	13
MORRIS PARK URGENT CARE		9	3	25%	12
MOBILE DOC FL, LLC		11	1	8%	12
MINUTECLINIC LLC #1815		10	2	17%	12
PROMEDICA LABORATORIES		11	1	8%	12
FLORIDA DEPT OF HEALTH		4	8	67%	12
APPLE DIAGNOSTICS LAB		5	7	58%	12
WALGREEN		4	8	67%	12

COVID-19: testing by laboratory

Data through Dec 13, 2020 verified as of Dec 14, 2020 at 09:25 AM

Data in this report are provisional and subject to change.

The numbers in the table below represent the number of Florida and non-Florida residents for whom test results were received by the Department of Health. A person can be tested by more than one laboratory and can have both positive and negative results. **Therefore, the sum of the numbers in each column will be larger than the total number of people tested.**

Reporting lab	Inconclusive	Negative	Positive	Percent positive	Total
PREMIER MEDICAL ASSOCIATES ALL FLORIDA LLC		12			12
Consulate Health Care of Jacksonville			12	100%	12
ST VINCENT'S EAST		11	1	8%	12
JESSIE TRICE COMMUNITY HEALTH SYSTEM, INC			12	100%	12
NEWYORK-PRESBYTERIAN/ LAWRENCE HOSPITAL LABORATORY		11	1	8%	12
Cross Care Center			12	100%	12
PONCE PLAZA NURSING & REHAB CENTER		2	10	83%	12
BETHESDA HEALTH PHYSICIAN GROUP INC			12	100%	12
MAITLAND PRIMARY CARE		9	3	25%	12
MELBOURNE FAMILY PRACTICE		11	1	8%	12
MARTHA'S HOUSE & ASSISTED LIVING FACILITY		12			12
TOTTENVILLE CIRCLE URGENT CARE		12			12
LONG ISLAND JEWISH VALLEY STREAM		12			12
MERIDIAN AT WATERWAYS, THE		10	2	17%	12
CALADIUM PEDIATRICS		11	1	8%	12
FLORIDA DEPARTMENT OF HEALTH IN HILLSBOROUGH COUNTY			12	100%	12
NAPLES GREEN VILLAGE		12			12
ORANGE REGIONAL MEDICAL CENTER LABORATORY		10	2	17%	12
SUMMIT MEDICAL GROUP - 75 E NORTHFIELD		10	2	17%	12
PRINCETON VILLAGE☐		9	3	25%	12
LIFE CARE OF PORT SAINT LUCIE		3	9	75%	12
REGENEXX TAMPA BAY		11	1	8%	12
IREPERTOIRE_MOL_LAB		12			12
GLEN OAKS HEALTH AND REHABILITATION CENTER			12	100%	12
CSL PLASMA INC		3	9	75%	12
SHELBY COUNTY HEALTH CARE CORPORATION		9	3	25%	12
VPA PC LAB		12			12
WEINBERG VILLAGE		12			12
LEON CHD		12			12
DEPT OF VA MEDICAL CENTER - BAY PINES			12	100%	12
BROWARD DIALYSIS			12	100%	12
VERITAS RESEARCH CORP			12	100%	12
FLORIDA DEPARMENT OF HEALTH CLAY COUNTY			12	100%	12
MINUTECLINIC LLC #4612		11	1	8%	12
WASHINGTON COUNTY HEALTH DEPARTMENT		6	6	50%	12
HUDSON VALLEY HOSPITAL CENTER LABORATORY		11	1	8%	12
MCWHORTER SCHOOL OF PHARMACY		12			12
SPRING MANOR ASSISTED LIVING		12			12
CARDIOLOGY AND MEDICINE ASSOCIATES INC		12			12
BAPTIST MEDICAL CENTER EAST		9	3	25%	12
MI2297090CV HOLLAND-23D2189684		12			12
NEMOURS CHILDREN'S URGENT CARE, ORLANDO - WATERFORD LAKES			12	100%	12
INSTITUTE OF PATHOLOGY KINGS COUNTY		11			11
SHELBY BAPTIST MEDICAL CENTER		6	5	45%	11
PROHEALTH CARE ASSOCIATES MOBILE		9	2	18%	11
ROBERT WOOD JOHNSON UNIVERSITY HOSP		9	2	18%	11
CARE FAST MURABELLA		7	4	36%	11

COVID-19: testing by laboratory

Data through Dec 13, 2020 verified as of Dec 14, 2020 at 09:25 AM

Data in this report are provisional and subject to change.

The numbers in the table below represent the number of Florida and non-Florida residents for whom test results were received by the Department of Health. A person can be tested by more than one laboratory and can have both positive and negative results. **Therefore, the sum of the numbers in each column will be larger than the total number of people tested.**

Reporting lab	Inconclusive	Negative	Positive	Percent positive	Total
MORTON PLANT MEASE			11	100%	11
BLISS HEALTHCARE SERVICES			11	100%	11
DMH STEINHATCHEE FAMILY MEDICINE		8	3	27%	11
CLERMONT URGENT CARE			11	100%	11
CORE LABORATORY		1	10	91%	11
KRYSTAL BAY NURSING AND REHABILITATION		8	3	27%	11
UNIVERSITY CENTRA CARE		10	1	9%	11
BVL PEDIATRICS		11			11
MAINSTREET FAMILY SELECT		1	10	91%	11
BRYAN WHITFIELD MEMORIAL HOSPITAL		7	4	36%	11
WINTER PARK CARE AND REHABILITATION			11	100%	11
BAY PINES MEDICAL ASSOCIATES		1	10	91%	11
THE TERRACE OF SAINT CLOUD		9	2	18%	11
PALM BEACH PATHOLOGY		9	2	18%	11
TROPICANA		5	6	55%	11
EAR NOSE & THROAT ASSOCIATES OF MANATEE PA		11			11
COLORADO DEPARTMENT OF PUBLIC HEALTH AND ENVIRONMENT			11	100%	11
PALMS MEDICAL GROUP - LAKE CITY WEST		3	8	73%	11
TREASURE COAST URGENT CARE			11	100%	11
ST JOSEPH HOSPITAL		10	1	9%	11
ROADS PEDIATRICS,LLC		10	1	9%	11
LAB UNKNOWN			11	100%	11
SUMMIT ATLANTIC SURGERY CENTER		11			11
SONATA COCONUT CREEK		8	3	27%	11
MASSACHUSETTS GENERAL HOSPITAL		1	10	91%	11
INN AT LAKE SEMINOLE SQUARE, THE		11			11
JOSEPH SCHENKER MD PC DBA CENTERS URGENT		9	2	18%	11
QUOTIENT SCIENCES LABS LLC			11	100%	11
North Lake Care Center		11			11
Belleair Healthcare Center		7	4	36%	11
FAST TRACK URGENT CARE CENTER - DOWNTOWN			11	100%	11
NIGHT LITE PEDIATRICS CENTER, LLC		1	10	91%	11
EASTERN SHORE URGENT CARE		7	4	36%	11
LEHIGH VALLEY HOSPITAL		3	8	73%	11
MINUTECLINIC DIAGNOSTICS MEDICAL GROUP		11			11
FHCP-PORT ORANGE		3	8	73%	11
STATEN ISLAND UNIVERSITY HOSPITAL		11			11
HEALTHCARE NOW			11	100%	11
SUNCOAST URGENT CARE			11	100%	11
PRATTVILLE BAPTIST HOSPITAL		9	2	18%	11
AIM LABORATORIES			11	100%	11
EPIC REFERENCE LABS INC			11	100%	11
COASTAL INTERNAL MEDICINE		9	2	18%	11
ADVENT HEALTH - CARROLLWOOD		3	8	73%	11
ROSLYN URGENT CARE		10			10
LAKE BALDWIN CBOC		9	1	10%	10
NORTH OKALOOSA PHYSICIAN GROUP		10			10

COVID-19: testing by laboratory

Data through Dec 13, 2020 verified as of Dec 14, 2020 at 09:25 AM

Data in this report are provisional and subject to change.

The numbers in the table below represent the number of Florida and non-Florida residents for whom test results were received by the Department of Health. A person can be tested by more than one laboratory and can have both positive and negative results. **Therefore, the sum of the numbers in each column will be larger than the total number of people tested.**

Reporting lab	Inconclusive	Negative	Positive	Percent positive	Total
REDMED CLINIC OF ARLINGTON		9	1	10%	10
MARQUES PEDIATRICS			10	100%	10
ARDEN COURTS OF FORT MYERS		10			10
HCR MANORCARE		10			10
FLORIDA HOSPITAL WINTER GARDEN		9	1	10%	10
MONTEFIORE ST LUKE'S CORNWALL HOSPITAL		8	2	20%	10
MENORAH HOUSE		9	1	10%	10
BELLEVUE HOSPITAL CENTER DEPARTMENT		10			10
MEDEX REGIONAL LABORATORIES LLC		1	9	90%	10
CBC LAB		3	7	70%	10
NAPHCARE, INC.			10	100%	10
ODYSSEY HEALTHCARE OF MARION COUNTY, LLC		10			10
CREATIVE TESTING SOLUTIONS		3	7	70%	10
ACADIAN DIAGNOSTIC LABORATORIES		8	2	20%	10
MHHS All Lab Subsection		10			10
Z UROLOGY		10			10
CAPE CORAL HOSPITAL ABG LABORATORY		4	6	60%	10
INTERNAL MEDICINE ASSOCIATES PA		9	1	10%	10
AVANTE ST CLOUD		7	3	30%	10
APPALACHIAN REGIONAL HEALTHCARE SYSTEM		10			10
COVANCE CENTRAL LABORATORY			10	100%	10
HIALEAH HOSPITAL RESPIRATORY DEPT			10	100%	10
UMHC/SYLVESTER AT KENDALL		1	9	90%	10
ALABAMA CLINICS		3	7	70%	10
PINELLAS COUNTY HEALTH DEPARTMENT		2	8	80%	10
KINDRED HOSPITAL - SOUTH FLORIDA		10			10
LAKE MARY KIDS CENTRA CARE			10	100%	10
NEW JERSEY DEPARTMENT OF HEALTH COMMUNICABLE DISEASE SERVICE		3	7	70%	10
AMBRY GENETICS CORPORATION		10			10
PUBLIC SQUARE PHARMACY LLC		9	1	10%	10
MINUTECLINIC DIAGNOSTIC OF RHODE ISLAND, LLC #590		10			10
COMMUNITY HEALTH CENTER		2	8	80%	10
BAPTIST MEMORIAL HEALTH CARE		9	1	10%	10
BEAUMONT LABORATORY			10	100%	10
MEDICAL LABORATORY DIAGNOSTICS			10	100%	10
GRACE MEDICAL HOME		8	2	20%	10
OHIO STATE UNIVERSITY MEDICAL CENTER			10	100%	10
LYSTER ACH FT RUCKER AL		9	1	10%	10
INTERMOUNTAIN CENTRAL LAB		1	9	90%	10
MEDEXPRESS URGENT CARE - BLOOMINGTON		10			10
PHELPS HOSPITAL LABORATORY		10			10
ADVANCED EMURGENT CARE		5	5	50%	10
EMERALD COAST PEDIATRICS			10	100%	10
ARTHREX MEDICAL CENTER		5	5	50%	10
BASSETTI & ASSOCIATES, MD, PA			10	100%	10
GLEN OAKS URGENT CARE		10			10
NORTHERN WESTCHESTER HOSPITAL LABORATORY		8	2	20%	10

COVID-19: testing by laboratory

Data through Dec 13, 2020 verified as of Dec 14, 2020 at 09:25 AM

Data in this report are provisional and subject to change.

The numbers in the table below represent the number of Florida and non-Florida residents for whom test results were received by the Department of Health. A person can be tested by more than one laboratory and can have both positive and negative results. **Therefore, the sum of the numbers in each column will be larger than the total number of people tested.**

Reporting lab	Inconclusive	Negative	Positive	Percent positive	Total
ARNOT OGDEN MEDICAL CENTER LABORATORY		10			10
MINUTECLINIC, LLC, DBA MINUTECLINIC #2544		9	1	10%	10
ADVENT HEALTH - KISSIMMEE		1	9	90%	10
CARE ONE OF FLORIDA		7	3	30%	10
BAPTIST PRIMARY CARE PONTE VEDRA		6	4	40%	10
UR CARE FAMILY AND SPORTS MEDICINE			10	100%	10
WIREGRASS CLINIC LLC		8	2	20%	10
GENESIS DERMATOLOGY		8	2	20%	10
BROWARD HEALTH CARE			10	100%	10
WATSON HEALTHCARE		7	3	30%	10
SOUTHEASTERN LABORATORY			10	100%	10
GENESIS		7	3	30%	10
BLOUNT MEMORIAL HOSPITAL		9	1	10%	10
MACKOUL PEDIATRICS FORT MYERS			10	100%	10
ROCKLEDGE		1	9	90%	10
LAKE NONA MEDICAL SERVICES		3	7	70%	10
MCW MENTAL HEALTH LLC		10			10
GADSDEN REGIONAL MEDICAL CENTER		10			10
EMERALD COAST HOSPICE - CRESTVIEW		10			10
LUCID DIAGNOSTICS LABS			10	100%	10
UNAVAILABLE/UNKNOWN/NO INFORMATION FOUND			9	100%	9
FAMILY AND INTERNAL MEDICINE AT AVALON PARK		7	2	22%	9
FIRST CHOICE PEDIATRICS WINTER SPRINGS		9			9
RAINBOW PEDIATRIC CENTER		2	7	78%	9
WELLMED AT SOUTH PARSONS		8	1	11%	9
MID-FLORIDA PATHOLOGY, LLC		9			9
LPG PEDIATRICS AT PAGE FIELD		9			9
HOWARD BEACH URGENT CARE		9			9
ADVENT HEALTH - WINTER HAVEN		5	4	44%	9
ANY LAB TEST NOW INC			9	100%	9
ANTHEM LAKES LLC		9			9
TOTAL ACCESS URGENT CARE			9	100%	9
THE TRADITION OF THE PALM BEACHES		9			9
MERCY MEDICAL CENTER		3	6	67%	9
UNIVERSITY HOSPITAL UC HEALTH		6	3	33%	9
INNOVATIVE RESEARCH OF WEST FLORIDA		7	2	22%	9
PEDIATRIC HEALTH CARE ALLIANCE			9	100%	9
NORTHBROOK CENTER FOR		8	1	11%	9
BOCA RATON REGIONAL HOSPITAL LAB			9	100%	9
CYPRESS POINT LIVING, LLC		7	2	22%	9
SAMARITAN MEDICAL CENTER		9			9
TOWERS HOME CARE		9			9
CHEMISYS LABORATORIES		1	8	89%	9
MARIANNA HEALTH AND REHABILITATION CENTER		9			9
RESOLVE MOLECULAR DIAGNOSTICS		9			9
BUREAU OF PUBLIC HEALTH		1	8	89%	9
PLYMOUTH HARBOR INCORPORATED		9			9

COVID-19: testing by laboratory

Data through Dec 13, 2020 verified as of Dec 14, 2020 at 09:25 AM

Data in this report are provisional and subject to change.

The numbers in the table below represent the number of Florida and non-Florida residents for whom test results were received by the Department of Health. A person can be tested by more than one laboratory and can have both positive and negative results. **Therefore, the sum of the numbers in each column will be larger than the total number of people tested.**

Reporting lab	Inconclusive	Negative	Positive	Percent positive	Total
OMNI			9	100%	9
BOND CLINIC DR ELDEEB		1	8	89%	9
FLUSHING HOSPITAL MEDICAL CENTER		7	2	22%	9
Maury Regional Hospital		6	3	33%	9
PRECISION GENETICS			9	100%	9
Hialeah Nursing And Rehabilitation Center		6	3	33%	9
TMH PHYSICIAN PARTNERS - MONTICELLO		8	1	11%	9
MIDMICHIGAN MEDICAL CENTER			9	100%	9
ORANGE BLOSSOM FAMILY HEALTH		6	3	33%	9
SOUTHEASTERN OUTPATIENT SURGERY CENTER		9			9
MARKET STREET VIERA		9			9
COASTAL SKIN SURGERY AND DERMATOLOGY		6	3	33%	9
MD PLUS URGENT CARE, LLC			9	100%	9
GROWING TOGETHER PEDIATRICS, LLC		8	1	11%	9
MAIMONIDES-SHALOM ACADEMY, INC		8	1	11%	9
KIVA AT CANTERBURY			9	100%	9
RIVERSIDE MEDICAL GROUP		8	1	11%	9
NEUROINTERNATIONAL SARASOTA		8	1	11%	9
GCPM MANUAL MICROBIOLOGY		1	8	89%	9
MOUNT DORA PEDIATRICS		8	1	11%	9
CARENOW URGENT CARE-MT JULIET		8	1	11%	9
CAREHERE- LCS LEESBURG			9	100%	9
PROFESSIONAL URGENT CARE SERVICES		7	2	22%	9
BAYONET POINT HOSPITAL			9	100%	9
LAKE NONA MEDICAL SERVICE LLC		9			9
MICHIGAN DEPARTMENT OF HEALTH AND HUMAN SERVICES			9	100%	9
PANCARE HEALTH - BONIFAY K-8			9	100%	9
MAGNOLIA PEDIATRICS		2	7	78%	9
CHILDREN'S HEALTH CENTER INC.		7	2	22%	9
PARROTT MEDICAL CLINIC			9	100%	9
SAN JOSE SENIOR CARE LLC		6	3	33%	9
BIOREFERENCE LABORATORIES INC		3	6	67%	9
UC HEALTH UNIVERSITY HOSPITAL		8	1	11%	9
MOLECULAR PATHOLOGY LABORATORY			9	100%	9
LAKE PLACID HEALTH AND REHABILITATION			9	100%	9
ADVENTHEALTH MEDICAL GROUP CARE CLINIC AT		7	2	22%	9
APOLLO HEALTH & REHABILITATION		4	5	56%	9
VILLAGE PLACE HEALTH AND REHAB		9			9
SYLVESTER AT PLANTATION LABORATORY		7	1	13%	8
OHIO CVS STORES, LLC DBA		8			8
OCALA OAKS REHABILITATION CENTER		7	1	13%	8
SOUTH NASSAU COMMUNITIES HOSPITAL		6	2	25%	8
ALACHUA COUNTY HEALTH DEPARTMENT		1	7	88%	8
ST ANTHONYS REHABILITATION HOSPITAL		7	1	13%	8
NORTHSHORE UNIVERSITY HEALTHSYSTEM EVANSTON HOSPITAL LAB			8	100%	8
INTERNAL MEDICINE ASSOCIATES OF JACKSON HOSPITAL			8	100%	8
RAINBOW PEDIATRICS			8	100%	8

COVID-19: testing by laboratory

Data through Dec 13, 2020 verified as of Dec 14, 2020 at 09:25 AM

Data in this report are provisional and subject to change.

The numbers in the table below represent the number of Florida and non-Florida residents for whom test results were received by the Department of Health. A person can be tested by more than one laboratory and can have both positive and negative results. **Therefore, the sum of the numbers in each column will be larger than the total number of people tested.**

Reporting lab	Inconclusive	Negative	Positive	Percent positive	Total
WESTCHESTER GENERAL HOSPITAL BLOOD GAS LAB			8	100%	8
MEDEXPRESS URGENT CARE PARKERSBURG		7	1	13%	8
UNIVERSITY MEDICAL CENTER		8			8
DOLPHIN POINTE HEALTH CARE LLC		1	7	88%	8
CAREATC			8	100%	8
ORMOND BEACH CENTRA CARE			8	100%	8
MICHIGAN DEPARTMENT OF COMMUNITY HEALTH		1	7	88%	8
FOUNTAINVIEW BY FIVE STAR QUALITY CARE		7	1	13%	8
BEAUMONT EMERGENCY CENTER			8	100%	8
CVS MINUTE CLINIC, LLC		6	2	25%	8
LIFE CARE CITRUS COUNTY			8	100%	8
SOUTHCORP LABORATORY		2	6	75%	8
EMERITUS AT NAPLES	1	7			8
ADVENT HEALTH - FOUR CORNERS ER		8			8
THE WOLFF CENTER FOR CHILD & ADOLESCENT HEALTH			8	100%	8
ST. JOSEPH HOSPITAL AND HEALTH CARE INC.			8	100%	8
ALLINA HEALTH - ABBOTT NORTHWESTERN HOSPITAL		5	3	38%	8
PBC PREMIER FAMILY HEALTH			8	100%	8
MINUTE CLINIC DIAGNOSTIC OF VIRGINIA		5	3	38%	8
LABCORP BURLINGTON		1	7	88%	8
TEXAS DEPARTMENT OF STATE HEALTH SERVICES		2	6	75%	8
STATEN ISLAND UNIVERSITY HOSPITAL SEGUINE AVE		8			8
MEADOWCREST MOLECULAR DIAGNOSTICS, LLC			8	100%	8
ATLANTIC CONSOLIDATED LABORATORY		8			8
HOLY NAME MEDICAL CENTER	1	6	1	13%	8
OPTUMCARE FLORIDA LLC		1	7	88%	8
WACO HHSSURGEWACO	1	6	1	13%	8
BAPTIST OUTPATIENT			8	100%	8
NATURE COAST REGIONAL MEDICAL CENTER			8	100%	8
MOSOLF PEDIATRICS			8	100%	8
METHODIST MEDICAL CENTER		6	2	25%	8
MINUTECLINIC DIAGNOSTIC OF NORTH CAROLINA PC		8			8
VETERAN AFFAIRS MEDICAL CENTER - JAMES J PETERS		6	2	25%	8
RICHMOND UNIVERSITY MEDICAL CENTER		7	1	13%	8
NCHD		3	5	63%	8
PATEL MEDICAL VENTURES		7	1	13%	8
MINUTECLINIC DIAGNOSTIC OF TEXAS, LLC		8			8
GOLISANO CHILDREN'S HOSPITAL OF SOUTHWEST FLORIDA		6	2	25%	8
NORTH FLORIDA MEDICAL CENTER		6	2	25%	8
BHA CENTRAL COUNTY CLINIC		1	7	88%	8
BIOTECH CLINICAL LABORATORIES, INC.		1	7	88%	8
COLLIER COUNTY HEALTH DEPT.		4	4	50%	8
NORTHWEST FLORIDA SLEEP			8	100%	8
REGENCY OAKS HEALTH CENTER		8			8
MD NOW MEDICAL CENTERS INC			8	100%	8
BENDERSON FAMILY SKILLED NURSING AND REHABILITATION		8			8
HUNTINGTON VILLAGE URGENT CARE		8			8

COVID-19: testing by laboratory

Data through Dec 13, 2020 verified as of Dec 14, 2020 at 09:25 AM

Data in this report are provisional and subject to change.

The numbers in the table below represent the number of Florida and non-Florida residents for whom test results were received by the Department of Health. A person can be tested by more than one laboratory and can have both positive and negative results. **Therefore, the sum of the numbers in each column will be larger than the total number of people tested.**

Reporting lab	Inconclusive	Negative	Positive	Percent positive	Total
FHCP-ORANGE CITY			8	100%	8
MINUTECLINIC DIAGNOSTIC		8			8
HUNTINGTON STATION URGENT CARE		8			8
MINUTECLINIC MINUTECLINIC #8746		8			8
EXECUTIVE MEDICAL SERVICES		8			8
RIVERWOOD HEALTH NH LLC		8			8
DOCTOR'S IN HOUSE LAB			8	100%	8
JFK MEDICAL CENTER NORTH LAB		1	7	88%	8
CVS MINUTE CLINIC DIAGNOSTIC OF NORTH CAROL		8			8
CIAN DIAGNOSTICS			8	100%	8
BRIDGEWAY HEALTH CLINICS INC			8	100%	8
FAMILY HEALTH CENTER			8	100%	8
MD BEAUTY LABS, PA		8			8
BOND AND STEELE CLINIC, PA		6	2	25%	8
X-GENE MOLECULAR LABS		1	7	88%	8
JX REF LAB			8	100%	8
DOCTOR'S IN-HOUSE LAB/COMMUNITY HEALTH CENTERS OF PINELLAS - CLEARWATE			8	100%	8
TRINITY MEDICAL ASSOCIATES LLC			8	100%	8
CARENOW URGENT CARE - EAST NASHVILLE		7	1	13%	8
GENE STREET LABORATORIES, LLC		6	2	25%	8
WHITE SANDS OUTPATIENT SERVICES (WSOP SERVICES LLC		8			8
ASHTON PLACE	1	7			8
MID-HUDSON VALLEY DIVISION OF WESTCHESTER MEDICAL		8			8
HEALTHMARK REGIONAL HOSPITAL LAB		4	4	50%	8
GENEUS DIAGNOSTICS			8	100%	8
SAMARITAN HOSPITAL LABORATORY		7	1	13%	8
BARNETT PARK			8	100%	8
ONEIDA HEALTHCARE CENTER		8			8
LIFE CARE CENTER OF PORT ST. LUCIE		5	3	38%	8
HARBORCHASE OF DR PHILLIPS		7	1	13%	8
ROBERT WOOD JOHNSON HOSPITAL		7	1	13%	8
SUMTER PEDIATRICS		8			8
BARTON PARKER OD PC		8			8
PRECISION HEALTH SOLUTIONS		2	6	75%	8
HEALTHWORKS MED GROUP OF FLORIDA PA		2	5	71%	7
ROBERT H JENKINS JR VETERANS' DOMICILIARY HOME OF		7			7
ADVENTHEALTH MEDICAL GROUP		7			7
WYOMING COUNTY COMMUNITY HOSPITAL LABORATORY		7			7
VIRTUA VOORHEES HOSPITAL		5	2	29%	7
NORTHWEST FLORIDA ENT, PA		3	4	57%	7
SCHOOL OF PHARMACY AND PHARMACEUTICAL		7			7
OPIS COQUINA CENTER		7			7
LYNMOORE,THE		7			7
FLORIDA DIGESTIVE AND LIVER SPECIALIST		7			7
Salerno Bay Health & Rehabilitation Center		6	1	14%	7
MAGNOLIA FAMILY URGENT CARE		6	1	14%	7
MINUTECLINIC LLC #5216		6	1	14%	7

COVID-19: testing by laboratory

Data through Dec 13, 2020 verified as of Dec 14, 2020 at 09:25 AM

Data in this report are provisional and subject to change.

The numbers in the table below represent the number of Florida and non-Florida residents for whom test results were received by the Department of Health. A person can be tested by more than one laboratory and can have both positive and negative results. **Therefore, the sum of the numbers in each column will be larger than the total number of people tested.**

Reporting lab	Inconclusive	Negative	Positive	Percent positive	Total
ISLAND LAKE CENTER		3	4	57%	7
BAPTIST HEALTH			7	100%	7
LEE COUNTY HEALTH DEPARTMENT		4	3	43%	7
MINUTECLINIC LLC #1350		7			7
EMERGENCY MEDICAL CENTER		2	5	71%	7
ALACHUA			7	100%	7
VETERANS AFFAIRS MEDICAL CENTER - OUTPATIENT			7	100%	7
THE TERRACE AT IVY ACRES ALF		6	1	14%	7
FLORIDA CLINICAL LAB			7	100%	7
WELLMED AT PORT ST LUCIE WEST		6	1	14%	7
BAYLOR GENETICS		5	2	29%	7
COMPREHENSIVE CHILDCARE ASSOCIATES		5	2	29%	7
HEARTLAND PEDIATRICS OF LAKE PLACID			7	100%	7
GENTRY PARK ORLANDO ASSISTED LIVING		6	1	14%	7
AUBURN COMMUNITY HOSPITAL		6	1	14%	7
FLORIDA HOSPITAL WINTER PARK		6	1	14%	7
ADVANCED DIAGNOSTIC LABORATORY			7	100%	7
SOS MOBILE MEDICAL CARE LLC		7			7
MONTEFIORE NYACK HOSPITAL AFFILIATED LABORATORY		7			7
QUE		4	3	43%	7
WEST		3	4	57%	7
DEPARTMENT OF HEALTH- CITRUS COUNTY			7	100%	7
PEDIATRICS OF CENTRAL FLORIDA		5	2	29%	7
PALMS REHABILITATION AND HEALTHCARE CENTER		5	2	29%	7
RIVER OAKS TREATMENT CENTER			7	100%	7
CARENOW URGENT CARE-MADISON		7			7
AVENTURA HOSPITAL AND MEDICAL CENTER			7	100%	7
HOSPICE OF THE EMERALD COAST INC - PANAMA CITY		7			7
CENTRAL FLORIDA PEDIATRIC URGENT CARE LLC		6	1	14%	7
HEALTH CARE LABORATORY SERVICES		1	6	86%	7
KINDRED HOSPITAL-BAY AREA-ST PETERSBURG LAB		7			7
FLORIDA CENTER FOR DERMATOLOGY LABORATORY			7	100%	7
MINUTECLINIC DIAGNOSTIC OF PENNSYLVANI		7			7
JOHNS HOPKINS MEDICAL LABORATORIES		1	6	86%	7
GULF COAST MEDICAL GROUP		2	5	71%	7
DIEGO FALLON MD PA		5	2	29%	7
STUART REHABILITATION AND HEALTHCARE		2	5	71%	7
CARENOW URGENT CARE-BRENTWOOD		5	2	29%	7
SURGOINSVILLE PHARMACY		7			7
OAKMONTE VILLAGE		6	1	14%	7
Ocoee Health Care Center		7			7
THE MARY IMOGENE BASSETT HOSPITAL		7			7
OCOEE PEDIATRICS		6	1	14%	7
PROFESSIONAL PARK PEDIATRICS PA			7	100%	7
COLLEGE POINT URGENT CARE		6	1	14%	7
TRUE HEALTH DIAGNOSTICS		1	6	86%	7
ARCHBOLD MEMORIAL HOSPITAL/LAB		3	4	57%	7

COVID-19: testing by laboratory

Data through Dec 13, 2020 verified as of Dec 14, 2020 at 09:25 AM

Data in this report are provisional and subject to change.

The numbers in the table below represent the number of Florida and non-Florida residents for whom test results were received by the Department of Health. A person can be tested by more than one laboratory and can have both positive and negative results. **Therefore, the sum of the numbers in each column will be larger than the total number of people tested.**

Reporting lab	Inconclusive	Negative	Positive	Percent positive	Total
DOCTORS CLINICAL LABORATORY, INC		5	2	29%	7
DIAGNOSTIC CLINIC		6	1	14%	7
HORIZON MEDICAL GROUP		6	1	14%	7
BROOKDALE PANAMA CITY		6	1	14%	7
BAPTIST PEDIATRICS		6	1	14%	7
PBC FOUND CARE INC			7	100%	7
MIAMI CLINICAL RESEARCH CORP			7	100%	7
CARROLL GARDENS URGENT CARE		7			7
LAKEVIEW HEALTH SYSTEMS			7	100%	7
NORTON HEALTHCARE			7	100%	7
NOVANT HEALTH INPATIENT CARE		2	5	71%	7
FLORIDA HOSPITAL KISSIMMEE		4	3	43%	7
Signature healthcare of Jacksonville		5	2	29%	7
SOUTH COM HEALTH CLINIC, DEPT. OF THE ARMY		7			7
BLOCK NATION CHASE		4	3	43%	7
TRUE HEALTH		5	2	29%	7
JUPITER MEDICAL CENTER			7	100%	7
HEALTH NETWORK LABORATORIES		6	1	14%	7
HOSPICE OF THE TREASURE COAST		6	1	14%	7
M&V SAN JOSE MEDICAL CENTER			7	100%	7
MEDLABS DIAGNOSTICS		7			7
UNIVERSITY OF WASHINGTON MEDICAL CENTER			7	100%	7
Rosewood Healthcare and Rehabilitation Center		5	2	29%	7
VALLEY IMMEDIATE CARE		6	1	14%	7
ECLRS		2	5	71%	7
HOLY GARDEN ALF, INC.		7			7
DOCTOR'S IN-HOUSE LAB/COMMUNITY HEALTH CENTERS OF PINELLAS –PINELLAS P			7	100%	7
LEPE'S HOUSE			7	100%	7
Jupiter Medical Center Pavilion		6	1	14%	7
FIRST CHOICE PEDIATRICS INC		6	1	14%	7
ORLANDO HEALTH PHYSICIAN ASSOCIATES		4	3	43%	7
The Ponce Therapy Care Center		7			7
LAB UNKNOWN		6	1	14%	7
MINUTECLINIC, LLC #3245		5	2	29%	7
ALCOVE ASSISTED LIVING FACILITY		7			7
FLORIDA ATLANTIC UNIVERSITY STUDENT HEALTH		2	5	71%	7
CENTER ONE SURGERY CENTER		6	1	14%	7
METROPOLITAN HOSPITAL CENTER		6	1	14%	7
CORNERSTONE MEDICAL CARE OF BRANDON PL		6	1	14%	7
ORANGE PARK PEDIATRIC ASSOCIATES		1	6	86%	7
DORAL URGENT CARE			7	100%	7
ALLEGRO - TAMPA	1	4	2	29%	7
AVON PARK PEDIATRICS			7	100%	7
DOH-TAMPA BRANCH LABORATORY (MLK BLVD)		3	4	57%	7
JERSEY SHORE MEDICAL CENTER		6			6
MAINSTREET FAMILY CARE			6	100%	6
KINDRED HOSPITAL CENTRAL TAMPA BLOOD GAS		6			6

COVID-19: testing by laboratory

Data through Dec 13, 2020 verified as of Dec 14, 2020 at 09:25 AM

Data in this report are provisional and subject to change.

The numbers in the table below represent the number of Florida and non-Florida residents for whom test results were received by the Department of Health. A person can be tested by more than one laboratory and can have both positive and negative results. **Therefore, the sum of the numbers in each column will be larger than the total number of people tested.**

Reporting lab	Inconclusive	Negative	Positive	Percent positive	Total
THE VILLAGES REGIONAL HOSPITAL FREESTANDING		3	3	50%	6
TAMIAMI LAB MILLENIUM			6	100%	6
CHILDRENS MEDICAL CENTER			6	100%	6
AARK LABORATORY		6			6
NOT INDICATED		1	5	83%	6
BOCA VIPEDIATRICS			6	100%	6
Northwell Lab		2	4	67%	6
BRADENTON PHYSICIANS MEDICAL CENTER			6	100%	6
VETERANS AFFAIRS ORLANDO VA MEDICAL CENTER			6	100%	6
MC DIAGNOSTIC OF CONNECTICUT, PC #1960		6			6
SOUTH CAROLINA DEPARTMENT OF HEALTH			6	100%	6
DEBARY HEALTH AND REHABILITATION CENTER		6			6
DARDEN WELLNESS CENTER		5	1	17%	6
ADVENTHEALTH EXPRESS CARE AT			6	100%	6
ROWLETT MIDDLE ACADEMY		5	1	17%	6
SAINT PETER'S UNIVERSITY HOSPITAL		6			6
SONATA BOYNTON BEACH		5	1	17%	6
LUMADOC HEALTH		4	2	33%	6
INN AT ASTON GARDENS AT PELICAN POINTE,THE		6			6
SONORA QUEST LABORATORIES			6	100%	6
JACKSON CLINIC PA,THE		3	3	50%	6
NEMOURS CHILDREN'S PRIMARY CARE VERO BEACH			6	100%	6
FLORIDA WOMAN CARE LABORATORY			6	100%	6
GRACE REHABILITATION CENTER OF VERO BEACH		4	2	33%	6
PATHLINE			6	100%	6
ADVENTHEALTH MEDICAL GROUP FAMILY MEDICINE		6			6
TEXAS MEDCLINIC			6	100%	6
CAPE CORAL URGENT CARE		3	3	50%	6
EXPRESS FAMILY CARE LLC			6	100%	6
BIOTECH			6	100%	6
CAMPBELL URGENT CARE			6	100%	6
ST LUKES ROOSEVELT LABORATORY		6			6
ILLINOIS DEPT OF PUBLIC HEALTH LAB - SPRINGFIELD			6	100%	6
MICHELLE S PAGE MD PA		6			6
ISLAND COAST PEDIATRICS IN-HOUSE LAB		6			6
CAPITAL HEALTH PLAN LABORATORIES			6	100%	6
UNION CHD		6			6
PATHGROUP LABS, LLC		4	2	33%	6
PERSONAL PEDIATRICS PA		5	1	17%	6
LAWTON CHILES HEALTH CENTER		1	5	83%	6
MERCY HEALTH—MUSKEGON		5	1	17%	6
BETH ISRAEL DEACONESS MEDICAL CENTER			6	100%	6
BAYCARE MEDICAL GROUP INC			6	100%	6
ETHOS LABORATORIES		6			6
NEW YORK PRESBYTERIAN - LOWER MANHATTAN		6			6
THOMAS JEFFERSON UNIVERSITY HOSPITAL		4	2	33%	6
ROYAL CARE OF AVON PARK		5	1	17%	6

COVID-19: testing by laboratory

Data through Dec 13, 2020 verified as of Dec 14, 2020 at 09:25 AM

Data in this report are provisional and subject to change.

The numbers in the table below represent the number of Florida and non-Florida residents for whom test results were received by the Department of Health. A person can be tested by more than one laboratory and can have both positive and negative results. **Therefore, the sum of the numbers in each column will be larger than the total number of people tested.**

Reporting lab	Inconclusive	Negative	Positive	Percent positive	Total
CAREWELL 301 - WARWICK			6	100%	6
MONROE COUNTY HOSPITAL		4	2	33%	6
Surrey Place Healthcare and Rehabilitation		6			6
WILDLIGHT LAB			6	100%	6
DOH JACKSONVILLE CENTRAL LABORATORY		3	3	50%	6
CARENOW URGENT CARE-SOUTHLAKE			6	100%	6
ARLINGTON OF NAPLES		6			6
PUBLIC HEALTH LAB		6			6
LIFE'S SPECIAL MOMENTS INC		6			6
WATAUGA MEDICAL CENTER		4	2	33%	6
CRESTVIEW URGENT CARE			6	100%	6
CVS PHARMACY #8800		5	1	17%	6
INTERNAL MEDICINE SPECIALIST		5	1	17%	6
MID FLORIDA PATHOLOGY LLC		5	1	17%	6
ALBIBI		1	5	83%	6
PROHEALTH MED		1	5	83%	6
RIVERVIEW REGIONAL MEDICAL CENTER		6			6
TIMBER CREEK PEDIATRICS		6			6
MINUTECLINIC DIAGNOSTIC OF HAWAII LLC		6			6
UNILAB		2	4	67%	6
CALHOUN COUNTY HEALTH DEPT		2	4	67%	6
ENIGMA DIAGNOSTIC, INC.			6	100%	6
IU HEALTH PATHOLOGY		1	5	83%	6
BAYCARE ALLIANT HOSPITAL			6	100%	6
BAYA URGENT CARE LLC		1	5	83%	6
EAR NOSE AND THROAT ASSOCIATES OF MANATEE, P.A.		6			6
FLORIDA MEDICAL SPECIALISTS		2	4	67%	6
PALMETTO HEALTH ALLIANCE		3	3	50%	6
IRL MARKET LAB			6	100%	6
LUXOR SCIENTIFIC LLC			6	100%	6
GENETIC TECHNOLOGICAL INNOVATIONS			6	100%	6
MISSOURI DEPARTMENT OF HEALTH AND SENIOR SERVICES			6	100%	6
PENINSULA CARE AND REHABILITATION CENTER			6	100%	6
PENN MEDICINE PRINCETON MEDICAL CENTER		6			6
BROOKDALE BRANDON		6			6
PASSPORT HEALTH			6	100%	6
TENNESSEE DEPARTMENT OF HEALTH (TDH) - CENTRAL LABORATORY			6	100%	6
MERCY COLLEGE HEALTH OFFICE		6			6
MEDEXPRESS URGENT CARE LEWISBURG		5			5
MANATEE PEDIATRICS			5	100%	5
CHAMPLAIN VALLEY PHYSICIANS HOSPITAL		3	2	40%	5
UPMC HEALTH SYSTEM		4	1	20%	5
BROOKDALE CANOPY OAKS			5	100%	5
ENT AND ALLERGY ASSOCIATES OF FLORIDA LLC		5			5
MEDICAL CENTER OF BLOUNTSTOWN			5	100%	5
MEADOWCREST FAMILY PHYSICIANS PA			5	100%	5
LABCORP UNSPECIFIED		5			5

COVID-19: testing by laboratory

Data through Dec 13, 2020 verified as of Dec 14, 2020 at 09:25 AM

Data in this report are provisional and subject to change.

The numbers in the table below represent the number of Florida and non-Florida residents for whom test results were received by the Department of Health. A person can be tested by more than one laboratory and can have both positive and negative results. **Therefore, the sum of the numbers in each column will be larger than the total number of people tested.**

Reporting lab	Inconclusive	Negative	Positive	Percent positive	Total
COMMUNITY MEDICAL CARE CENTER INC			5	100%	5
ASCENSION ST VINCENT'S CLAY COUNTY			5	100%	5
NOVANT HEALTH UVA		2	3	60%	5
DEPARTMENT OF HEALTH AND HUMAN SERVICES LANSING			5	100%	5
PEDIATRICS OF CENTRAL FLORIDA – POINCIANA		3	2	40%	5
NORTH FLORIDA PEDIATRICS JASPER			5	100%	5
THE UNIVERSITY OF VERMONT MEDICAL CENTER		4	1	20%	5
BEACON AT GULF BREEZE, THE		5			5
ST JOSEPH WOMENS HOSPITAL			5	100%	5
SARASOTA - ROBERT L TAYLOR COMMUNITY CENTER☐			5	100%	5
CARE HERE		1	4	80%	5
DOCS URGENT CARE		1	4	80%	5
NEW HAMPSHIRE DEPARTMENT OF HEALTH AND HUMAN SERVICES		3	2	40%	5
GOOD SAMARITAN SOCIETY OF DAYTONA		5			5
UNIVERSITY OF CHICAGO MEDICAL CENTER LAB			5	100%	5
CLEVELAND TENNESSEE HOSPITAL COMPANY		5			5
Wesley Place on Honeysuckle		5			5
BREVARD HEALTH ALLIANCE INC, THE			5	100%	5
FREEDOM SQUARE NURSING CENTER☐			5	100%	5
FLORIDA HOSPITAL LAKE MARY		5			5
MINUTECLINIC DIAGNOSTIC OF NORTH CAROLINA, PC		4	1	20%	5
FLORIDA DEPARTMENT OF HEALTH - INVERNESS		3	2	40%	5
THE CLINIC PREMISE HEALTH			5	100%	5
PEDIATRICS OF ALTAMONTE		5			5
FINLAY		1	4	80%	5
MINUTECLINIC DIAGNOSTIC OF PENNSYLVANIA, LLD #1545		5			5
UT SOUTHWESTERN MEDICAL CENTER			5	100%	5
INTERNAL MEDICINE SPECIALISTS			5	100%	5
WELLMED AT LAKE COPELAND		2	3	60%	5
Ocala Health and Rehabilitation Center		5			5
BROWARD COUNTY HEALTH DEPT.			5	100%	5
WAKEMED		1	4	80%	5
FLORIDA HOSPITAL APOPKA		4	1	20%	5
NORTHERN DUTCHESS HOSPITAL LABORATORY		5			5
FAMILY MEDICINE AT HUNTERS CREEK		5			5
MEDEXPRESS URGENT CARE - BENTON HARBOR		5			5
FAMILY MEDICINE OF WESTON LLC			5	100%	5
EL PARAISO HOME INC		5			5
XRL SXF REF LAB		5			5
WOODHULL MEDICAL AND MENTAL HEALTH CTR		5			5
BETHESDA COMMUNITY HEALTH CENTER			5	100%	5
WESTMINSTER SHORES			5	100%	5
BAY STREET PHARMACY☐		5			5
FLORIDA ATLANTIC UNIVERSITY		4	1	20%	5
FRANCES WARDE MEDICAL LABORATORY		2	3	60%	5
NIGHT OWL PEDIATRICS URGENT CARE			5	100%	5
ADVENT HEALTH - DELTONA ER		1	4	80%	5

COVID-19: testing by laboratory

Data through Dec 13, 2020 verified as of Dec 14, 2020 at 09:25 AM

Data in this report are provisional and subject to change.

The numbers in the table below represent the number of Florida and non-Florida residents for whom test results were received by the Department of Health. A person can be tested by more than one laboratory and can have both positive and negative results. **Therefore, the sum of the numbers in each column will be larger than the total number of people tested.**

Reporting lab	Inconclusive	Negative	Positive	Percent positive	Total
MAIMONIDES MEDICAL CENTER		4	1	20%	5
CHILDREN'S HOSPITAL OF PHILADELPHIA		5			5
ST CHARLES HOSPITAL LABORATORY		5			5
BEACH HOUSE		5			5
HAWKINS FAMILY MEDICINE LLC		4	1	20%	5
MINUTECLINIC DIAGNOSTIC OF PA, LLC (1036)		4	1	20%	5
Florida Clinical Laboratory		1	4	80%	5
HEALTHPARK MEDICAL CENTER ABG LAB		5			5
UCF STUDENT HEALTH SERVICES LABORATORY		2	3	60%	5
CENTREX CLINICAL LABS INC		5			5
CENTRA CARE POINCIANA			5	100%	5
TANNER MEDICAL CENTER EAST AL		5			5
The Care Center at Pinellas Park		5			5
RIVER CITY PRIMARY AND URGENT CARE			5	100%	5
AEL KNOXVILLE			5	100%	5
GUTHRIE MEDICAL GROUP LABORATORIES		5			5
ST JOHNS BIOMEDICAL LAB		5			5
CVS HEALTH, #3396		5			5
PRECISION LABS LLC		2	3	60%	5
GLEN FALLS HOSPITAL DEPARTMENT OF PATHOLOGY		5			5
FORT HAMILTON URGENT CARE		5			5
PARRISH HEALTH CENTER		5			5
WADSWORTH CENTER - DAVID AXELROD INSTITUTE		5			5
WALTON PLACE		5			5
WEST PACIFIC MEDICAL LABORATORY			5	100%	5
BERNHARDT LABORATORIES		3	2	40%	5
LORI MCAULIFFE MD PA			5	100%	5
NORTHPORT MEDICAL CENTER LAB		5			5
HILLSBOROUGH COUNTY HEALTH DEPARTMENT			5	100%	5
MONTEFIORE MEDICAL CENTER LABORATORIES - WEILER		4	1	20%	5
PRECISION DIAGNOSTICS INC - NJ		5			5
CVS MINUTE CLINIC DIAGNOSTIC MED GRP OF CA		5			5
ELLIS HOSPITAL LABORATORY		5			5
Army Residence Community		5			5
ORMOND MEDICAL ARTS		3	2	40%	5
MANATEE COUNTY JAIL		4	1	20%	5
MIAMI COMPREHENSIVE MEDICINE GROUP PA		4	1	20%	5
CLEARWATER PEDIATRIC CARE		1	4	80%	5
MEDEXPRESS URGENT CARE - TIMBERLAKE		5			5
GULF COAST VETERANS HCS PANAMA CITY OPC		5			5
VERMONT DEPARTMENT OF HEALTH		1	4	80%	5
COASTAL FAMILY PRACTICE		3	2	40%	5
GENTIVA HEALTH SERVICES		5			5
A2Z DIAGNOSTICS		5			5
CRESTWOOD MEDICAL CENTER		4	1	20%	5
CHILDREN'S HEALTHCARE OF ATLANTA/EGLESTON		5			5
BAPTIST HEALTH - TOWN CENTER			5	100%	5

COVID-19: testing by laboratory

Data through Dec 13, 2020 verified as of Dec 14, 2020 at 09:25 AM

Data in this report are provisional and subject to change.

The numbers in the table below represent the number of Florida and non-Florida residents for whom test results were received by the Department of Health. A person can be tested by more than one laboratory and can have both positive and negative results. **Therefore, the sum of the numbers in each column will be larger than the total number of people tested.**

Reporting lab	Inconclusive	Negative	Positive	Percent positive	Total
MEDEXPRESS URGENT CARE, MOON TOWNSHIP		5			5
PANCARE HEALTH - VERNON ELEMENTARY			5	100%	5
OPTUM SILVER LAKES			5	100%	5
DESOTO HEALTH AND REHAB LLC		3	2	40%	5
MINIMALLY INVASIVE VASCULAR INC		5			5
MINUTECLINIC DIAGNOSTIC OF NORTH CAROL		3	2	40%	5
MIAMI BEACH COMMUNITY HEALTH CENTER INC			5	100%	5
GRAND VILLA OF ALTAMONTE SPRINGS			5	100%	5
LAKEVIEW HEALTH CARE SYSTEMS		1	4	80%	5
MAXHEALTH		4	1	20%	5
INDIAN RIVER PRIMARY CARE PA		5			5
VASCONCELLO COHEN MD PA		4	1	20%	5
COOPER HOSPITAL/UNIVERSITY MEDICAL		5			5
PEDIATRIC URGENT HEALTH CARE			5	100%	5
CITRUS COUNTY HEALTH DEPARTMENT		4	1	20%	5
COMMUNITY HEALTH OF SOUTH FLORIDA			5	100%	5
MOUNT SINAI BROOKLYN LABORATORY		4	1	20%	5
FLORIDA DEPARTMENT OF HEALTH IN MONROE COUNTY		2	3	60%	5
JOE DIMAGGIO CHILDREN'S HOSPITAL		1	4	80%	5
PSL NAPLES BH OPERATIONS, LLC		5			5
BROOKDALE PADDOCK HILLS		5			5
LAKELAND HILLS CENTER		2	3	60%	5
CLEVELAND CLINIC MARTIN HEALTH NURSING & RESTORATIVE		5			5
BAYSHORE LABORATORY		4	1	20%	5
NELSON BIOLOGICAL			5	100%	5
EXPRESS DOCS LLC			5	100%	5
AZALEA HEALTH		2	3	60%	5
CONCENTRA			5	100%	5
OMNICARE PHARMACY OFTEXAS 1, LP DBA OMNICARE		5			5
LAKE NONA PEDIATRICS IN ASSOCIATION WITH NEMOURS		5			5
URGENT CARE OF LONGWOOD			5	100%	5
PARAMOUNT WALK-IN CLINIC		1	4	80%	5
FOUNTAINS OF HOPE LLC, THE		5			5
MONTEFIORE MEDICAL CENTER LABORATORIES - NORTH		5			5
SOUTHERN OCEAN MEDICAL CENTER		5			5
ROSS MEDICAL GROUP			5	100%	5
ST VINCENT'S CHILTON		4	1	20%	5
BROOKDALE CLERMONT			5	100%	5
DYNACARE LABORATORIES			4	100%	4
FLORIDA HOSPITAL ALTAMONTE		2	2	50%	4
OKLAHOMA STATE DEPARTMENT OF HEALTH-PUBLIC HEALTH LABORATORY			4	100%	4
HEALTHY MINORS PEDIATRIC URGENT CARE		4			4
BAYLOR ESOTERIC AND MOLECULAR LAB			4	100%	4
FLORIDA MEDICAL CLINIC - MULTI SPECIALTY CAMPUS		1	3	75%	4
VITAL CARE URGENT CARE			4	100%	4
CITYMD		1	3	75%	4
COMPREHENSIVE CLINICAL RESEARCH, LLC			4	100%	4

COVID-19: testing by laboratory

Data through Dec 13, 2020 verified as of Dec 14, 2020 at 09:25 AM

Data in this report are provisional and subject to change.

The numbers in the table below represent the number of Florida and non-Florida residents for whom test results were received by the Department of Health. A person can be tested by more than one laboratory and can have both positive and negative results. **Therefore, the sum of the numbers in each column will be larger than the total number of people tested.**

Reporting lab	Inconclusive	Negative	Positive	Percent positive	Total
STEWARD MELBOURNE HOSPITAL			4	100%	4
URGENT CARE CENTER AT PINNACLE		4			4
DEPARTMENT OF HEALTH AND HUMAN SERVICES STATE OF NEW HAMPSHIRE			4	100%	4
WALK IN URGENT CARE			4	100%	4
MEDEXPRESS URGENT CARE- MARYLAND		4			4
EXPRESS TESTING-ONE			4	100%	4
LANE PEDIATRICS PA			4	100%	4
UTAH DEPARTMENT OF HEALTH			4	100%	4
SIGNATURE CARE MONTROSE		2	2	50%	4
SONIC REFERENCE LABORATORY			4	100%	4
PHYSICIANS IMMEDIATE CARE AURORA			4	100%	4
SENIOR HOME CARE INC		4			4
CVS MINUTE CLINIC DIAGNOSTIC OF TEXAS,LLC		3	1	25%	4
PREMIER MEDICAL ASSOCIATES		4			4
MENTAL HEALTH CARE INC		3	1	25%	4
NAVARRE GARDENS		4			4
GNT ASSOCIATES		3	1	25%	4
DALLAS COUNTY HEALTH AND HUMAN SERVICES			4	100%	4
PALM HARBOR DERMATOLOGY		4			4
HELIX KH UC			4	100%	4
KETTERING HEALTH			4	100%	4
LEMOYNE COLLEGE WELLNESS CENTER FOR		4			4
ELITE MEDICAL CENTER			4	100%	4
MED LABS DIAGNOSTICS		3	1	25%	4
TARPON SPRINGS PEDIATRICS, LLC			4	100%	4
CHILDREN'S MEDICAL GROUP		4			4
RAINBOW PEDIATRIC CENTER PA		3	1	25%	4
CAREWELL 202			4	100%	4
AHEC CLINIC		1	3	75%	4
PEDIATRIC HEALTHCARE ALLIANCE			4	100%	4
FAMILY MEDICAL CARE OF PALM BEACH			4	100%	4
PANCARE HEALTH - WEWA ELEMENTARY			4	100%	4
TRIDENT BIOMETRICS		3	1	25%	4
COPELAND MEDICAL CLINIC		3	1	25%	4
MINUTECLINIC, LLC, DBA MINUTECLINIC #6106		3	1	25%	4
OSWEGO HOSPITAL LABORATORY		4			4
DIAGNOSTECHS		4			4
PEACEHEALTH LABORATORIES		3	1	25%	4
MIRIMUS INC		1	3	75%	4
ATMORE NURSING CENTER		3	1	25%	4
MEDEXPRESS URGENT CARE-DUBOIS		4			4
WEST COAST FAMILY MEDICAL CARE			4	100%	4
GRAND VILLA OF CLEARWATER		4			4
MEMORIAL HEALTH CARE SYSTEMS			4	100%	4
MAILBOX DIAGNOSTICS		2	2	50%	4
MEDEXPRESS URGENT CARE - MONROE		4			4
UNION CITY MANOR NURSING CENTER		4			4

COVID-19: testing by laboratory

Data through Dec 13, 2020 verified as of Dec 14, 2020 at 09:25 AM

Data in this report are provisional and subject to change.

The numbers in the table below represent the number of Florida and non-Florida residents for whom test results were received by the Department of Health. A person can be tested by more than one laboratory and can have both positive and negative results. **Therefore, the sum of the numbers in each column will be larger than the total number of people tested.**

Reporting lab	Inconclusive	Negative	Positive	Percent positive	Total
MULBERRY CARE CENTER		1	3	75%	4
GEORGE SAFRAN MD PC		4			4
DTR LABS		3	1	25%	4
VRL LABORATORIES			4	100%	4
ORCHID COVE		2	2	50%	4
Westminster Manor		3	1	25%	4
CELAL GUROL ERBAY, MD			4	100%	4
FIFTH AVENUE PEDIATRICS		3	1	25%	4
ADVENTIST HEALTH SYSTEM FLORIDA DEPT OF HEALTH		3	1	25%	4
MEDICAL CENTER AT OCEAN REEF		1	3	75%	4
APEX HOME HEALTH CARE		4			4
PALM BEACH COUNTY HEALTH DEPARTMENT LABORATORY			4	100%	4
CONCENTRA URGENT CARE		1	3	75%	4
WYOMING PUBLIC HEALTH LAB			4	100%	4
THE PLAZA AT PARKSQUARE		4			4
COVENIENT CARE MEDICAL CLINIC			4	100%	4
FLORIDA HEART AND VASCULAR			4	100%	4
COLLIER HMA PHYSICIAN MANAGEMENT, LLC			4	100%	4
ACCENT PHYSICIAN SPECIALISTS PA		4			4
MARION PEDIATRICS PA		4			4
Stratford Court of Palm Harbor		4			4
BARBARA O'REILLY MD PA		4			4
MARSHALL MEDICAL CENTER SOUTH LAB		3	1	25%	4
FCHC (OB)-DARWIN SQUARE CTR.			4	100%	4
PANCARE HEALTH YOUNGSTOWN			4	100%	4
UHEALTH UNIVERSITY OF MIAMI			4	100%	4
ADVENT HEALTH CENTRA CARE - ORANGE LAKE		1	3	75%	4
CELERION			4	100%	4
MIAMI CANCER INSTITUTE			4	100%	4
SUPERIOR RESIDENCES AT CALA HILLS		4			4
NOVARI CARE LLC		3	1	25%	4
SOUTHWESTERN REGIONAL MEDICAL CENTER - TULSA		4			4
REHABILITATION CENTER OF WINTER PARK,THE			4	100%	4
MEDEXPRESS URGENT CARE - PANTOPS		4			4
MEDEXPRESS URGENT CARE - ROBINSON TWP, STEUBENVILLE PIKE		4			4
L3HARRIS FAMILY MEDICAL CENTER			4	100%	4
CARLOS PORTU MD, PLLC			4	100%	4
OMNICARE PHARMACY OF TEXAS 1		4			4
SOUTHEASTERN PEDIATRIC ASSOCIATES			4	100%	4
URGENT TEAM - MUSCLE SHOALS		4			4
FHCP - ORMOND BEACH			4	100%	4
RED MOUNTAIN DIAGNOSTICS		4			4
PENNSYLVANIA DEPARTMENT OF HEALTH BUREAU OF LABORATORIES			4	100%	4
MARION AND BERNARD L SAMSON NURSING CENTER			4	100%	4
CARL R DARNALL ARMY MEDICAL CENTER			4	100%	4
AVALON PARK RETIREMENT RESIDENCE		4			4
MEDEXPRESS URGENT CARE - CULPEPER		4			4

COVID-19: testing by laboratory

Data through Dec 13, 2020 verified as of Dec 14, 2020 at 09:25 AM

Data in this report are provisional and subject to change.

The numbers in the table below represent the number of Florida and non-Florida residents for whom test results were received by the Department of Health. A person can be tested by more than one laboratory and can have both positive and negative results. **Therefore, the sum of the numbers in each column will be larger than the total number of people tested.**

Reporting lab	Inconclusive	Negative	Positive	Percent positive	Total
UNILAB OF DADE INC			4	100%	4
NEWPATH DIAGNOSTICS		4			4
MEDEXPRESS URGENT CARE - WINCHESTER GATEWAY		4			4
DAVITA DIALYSIS		4			4
PACIFICA SENIOR LIVING OCALA		4			4
SONATA DELRAY BEACH		3	1	25%	4
CAPE COD HOSPITAL			4	100%	4
JACKSON COUNTY HEALTH DEPARTMENT			4	100%	4
COMPUNET CLINICAL LAB			4	100%	4
URGENT MEDICAL CENTER INC		2	2	50%	4
CURATIVE CARE CENTER INC		1	3	75%	4
MINUTECLINIC, LLC #03965		4			4
BARTON MEMORIAL HOSPITAL		3	1	25%	4
PM PEDIATRICS OF SELDEN		3	1	25%	4
ADIRONDACK MEDICAL CENTER		4			4
SOUTHEASTERN REGIONAL MEDICAL CENTER			4	100%	4
WATERTOWN URGENT CARE PLLC		4			4
FHMG_FM AND IM AVALON PARK		1	3	75%	4
Bardmoor Oaks Healthcare and Rehabilitation Center		3	1	25%	4
AVOW HOSPICE INC		4			4
THE DOCTORS CENTER HEALTHCARE-SOUTHSIDE		1	3	75%	4
EAST BANK HOSPITAL - UNIVERSITY OF MINNESOTA MEDICAL CENTER			4	100%	4
Walker BaptistMedCtr		3	1	25%	4
GENUS DIAGNOSTICS			4	100%	4
UF HEALTH			4	100%	4
KANSAS DEPARTMENT OF HEALTH		2	2	50%	4
MEDEXPRESS URGENT CARE-ALTOONA		4			4
REHABILITATION CENTER AT JUPITER GARDENS		4			4
West Gate Village, LLC		4			4
COLUMBIA MEMORIAL HOSPITAL LABORATORY		4			4
BOCA SIMON LAB		1	3	75%	4
WESLEY CHAPEL INTERNAL MEDICINE AND PEDIATRICS			4	100%	4
BAPTIST PRIMARY BLACK CREEK SOUTH			4	100%	4
LIGHTHOUSE PEDIATRICS OF NAPLES		2	2	50%	4
FISHERMEN'S HOSPITAL			4	100%	4
PERDIDO URGENT CARE			4	100%	4
UW MEDICINE VIROLOGY LAB			4	100%	4
INFECTION CONTROL/ EMPHEALTH		3	1	25%	4
HOLIDAY MEDICAL ASSOCIATES		1	3	75%	4
JOSEF SCHENKER MD PC		4			4
ACCESS PHARMACY		4			4
DELAND WELLNESS CENTER			4	100%	4
CARENOW URGENT CARE-GREEN HILLS		4			4
PALM BEACH CANCER INSTITUTE			4	100%	4
CARENOW URGENT CARE - WINTER SPRINGS		3	1	25%	4
SANFORD SOUTH UNIVERSITY		4			4
ELTINGVILLE CIRCLE URGENT CARE		4			4

COVID-19: testing by laboratory

Data through Dec 13, 2020 verified as of Dec 14, 2020 at 09:25 AM

Data in this report are provisional and subject to change.

The numbers in the table below represent the number of Florida and non-Florida residents for whom test results were received by the Department of Health. A person can be tested by more than one laboratory and can have both positive and negative results. **Therefore, the sum of the numbers in each column will be larger than the total number of people tested.**

Reporting lab	Inconclusive	Negative	Positive	Percent positive	Total
PRL NYC PANDEMIC RESPONSE LAB			4	100%	4
DOTHAN PEDIATRIC CLINIC			4	100%	4
LONG ISLAND JEWISH FOREST HILLS HOSPITAL		4			4
MCR HEALTH LAWTON CHILES ADMINISTRATION STE A		1	3	75%	4
PASSPORT HEALTH OF TAMPA BAY		4			4
SIGNATURE CARE EMERGENCY CENTER		2	2	50%	4
GREENVILLE MEMORIAL HOSPITAL LAB			4	100%	4
RUSH UNIVERSITY MEDICAL CENTER LABORATORY			4	100%	4
OKLAHOMA STATE UNIVERSITY DIAGNOSTIC LAB			4	100%	4
AHC Decatur County		4			4
YAZJI PEDIATRIC CARE LLC DBA TUKA PEDIATRICS			4	100%	4
GARDENS HEALTH NH LLC		4			4
ASSISTED LIVING OF BROWARD		4			4
MD ANDERSON			4	100%	4
CVS MINUTE CLINIC DIAGNOSTIC OF TEXAS, LLC		4			4
SHARP MEMORIAL HOSPITAL MICROBIOLOGY DEPT			4	100%	4
EGL GENETICS DIAGNOSTICS			4	100%	4
PRIMECARE		2	2	50%	4
Millennium Nursing & Rehab Center		4			4
CAPTAIN JAMES A. LOVELL FEDERAL HEALTHCARE CENTER			4	100%	4
GENEVA GENERAL HOSPITAL LABORATORY		3	1	25%	4
BIOTEST PLASMA CENTER		4			4
FLORIDA CANCER SPECIALISTS AND RESEARCH		2	2	50%	4
UNIVERSITY OF MIAMI MILLER SCHOOL OF MEDICINE			4	100%	4
REDMED OF CROSSTOWN		1	3	75%	4
INSPIRED LIVING AT PALM BAY		4			4
LABS PLUS LLC		4			4
JUPITER ISLAND MEDICAL CLINIC INC		4			4
Manor Care of Dunedin		4			4
WEISS PEDIATRIC CARE LLC		3	1	25%	4
INTERMARKET FACILITY			4	100%	4
ADVENT HEALTH - TUSKAWILLA		4			4
Lady Lake Specialty Care			4	100%	4
Sunset Lake Health and Rehabilitation Center		4			4
LEON MEDICAL CENTERS, LLC			4	100%	4
BENEVA LAKES HEALTHCARE & REHAB CENTER			4	100%	4
PLANT CITY PEDIATRICS		4			4
MEDEXPRESS URGENT CARE-PITTSFIELD		3			3
DOCTORS MEDICAL CENTER OF WALTON COUNTY CLINIC			3	100%	3
HARBOUR'S EDGE		2	1	33%	3
THE LODGE AND REHABILITATION CENTER		3			3
GUARDANT HEALTH		3			3
BEEBE MEDICAL CENTER LABORATORY		3			3
ACE BIOMEDICAL LABS LLC			3	100%	3
FAMILY CARE			3	100%	3
JEFFERSON COUNTY HEALTH DEPARTMENT-MONTICELLO		2	1	33%	3
NEWSTAR MEDICAL LABORATORIES		3			3

COVID-19: testing by laboratory

Data through Dec 13, 2020 verified as of Dec 14, 2020 at 09:25 AM

Data in this report are provisional and subject to change.

The numbers in the table below represent the number of Florida and non-Florida residents for whom test results were received by the Department of Health. A person can be tested by more than one laboratory and can have both positive and negative results. **Therefore, the sum of the numbers in each column will be larger than the total number of people tested.**

Reporting lab	Inconclusive	Negative	Positive	Percent positive	Total
RELIANT ACUTE CARE			3	100%	3
PATIENT FIRST - ALLENTOWN			3	100%	3
MUNSON MEDICAL CENTER			3	100%	3
WANTAGH URGENT CARE		3			3
MEDEXPRESS URGENT CARE - MAPLE DRIVE		3			3
MINUTECLINIC DIAGNOSTIC OF TN PC #386		3			3
SANDGATE GARDENS REHAB & NURSING CENTER		2	1	33%	3
MARION COUNTY FIRE RESCUE		3			3
GYN PATH SERVICES			3	100%	3
URGENT TEAM - HUNTSVILLE		3			3
ADVENT HEALTH - WESTCHASE ER			3	100%	3
BRENTWOOD SENIOR LIVING AT ST PETE			3	100%	3
SEMINOLE FAMILY HEALTH CENTER		3			3
IOWA DEPARTMENT OF PUBLIC HEALTH			3	100%	3
NCHMD INC			3	100%	3
BAY BREEZE HEALTH AND REHABILITATION CENTER		3			3
TENDER CARE ALF		3			3
CONSULATE HEATH CARE AT WEST ALTAMONTE			3	100%	3
DEACONESS HOSPITAL			3	100%	3
ST VINCENT'S ST CLAIR		2	1	33%	3
HALIFAX HEALTH URGENT CARE			3	100%	3
PALMS WEST HOSPITAL			3	100%	3
BOROPARK URGENT CARE		3			3
MAYO		1	2	67%	3
TERENCE B MITCHELL MD, INC			3	100%	3
FLORIDA MEDICAL CL ODOM TPA			3	100%	3
BIRMINGHAM VAMC		1	2	67%	3
TAMPA		1	2	67%	3
TUFTS MEDICAL CENTER			3	100%	3
SSM HEALTH ST LOUIS MICROBIOLOGY LABORATORY		1	2	67%	3
SENTARA NORFOLK GENERAL HOSPITAL CENTRAL LAB			3	100%	3
NEMOURS CHILDRENS PRIMARY CARE MAITLAND			3	100%	3
WILLIAM A HINTON STATE LABORATORY INSTITUTE		1	2	67%	3
SEA LEVEL LABS			3	100%	3
PPD - IXLAYER		3			3
EAST HILL MEDICAL GROUP		2	1	33%	3
MEDEXPRESS URGENT CARE - RICHMOND, NINE MILE RD		3			3
MEDICAL UNIVERSITY SC HOSPITAL			3	100%	3
MEDEXPRESS URGENT CARE - SEMINOLE SQUA		3			3
MEDEXPRESS URGENT CARE MARTINSBURG		2	1	33%	3
VIBRANT AMERICA		3			3
LEE MEMORIAL HEALTH SYSTEM		2	1	33%	3
ASPEN VALLEY HOSPITAL			3	100%	3
ALABAMA DEPARTMENT OF PUBLIC HEALTH		1	2	67%	3
BOCA BIOLISTICS LLC			3	100%	3
NOVADX		2	1	33%	3
GENTIVA HEALTH SERVICES CERTIFIED INC		3			3

COVID-19: testing by laboratory

Data through Dec 13, 2020 verified as of Dec 14, 2020 at 09:25 AM

Data in this report are provisional and subject to change.

The numbers in the table below represent the number of Florida and non-Florida residents for whom test results were received by the Department of Health. A person can be tested by more than one laboratory and can have both positive and negative results. **Therefore, the sum of the numbers in each column will be larger than the total number of people tested.**

Reporting lab	Inconclusive	Negative	Positive	Percent positive	Total
VILLAGES HEALTH, THE		3			3
VIERA PEDIATRICS			3	100%	3
UT MEMPHIS UNIVERSITY HEALTH SERVICES			3	100%	3
SURETOX LABORATORY LLC		2	1	33%	3
NIGHT LITE PEDIATRICS CENTER		1	2	67%	3
FAMILY CARE PARTNERS URGENT CARE LLC		1	2	67%	3
Sunrise Health and Rehabilitation Center			3	100%	3
JACKSON SOUTH COMMUNITY HOSPITAL LAB			3	100%	3
SPRING LAKE REHABILITATION CENTER			3	100%	3
ALL MY KIDS PEDIATRICS INC			3	100%	3
CGH MEDICAL CENTER			3	100%	3
REGIONAL MEDICAL LAB			3	100%	3
FLORIDA ENDOSCOPY & SURGERY CTR LLC		3			3
THOMAS LANGLEY			3	100%	3
BOLING, STEPHANIE		3			3
ABSOLUTE HEALTH		3			3
FLORIDA DEPT OF HEALTH IN BREVARD COUNTY		3			3
MEDEXPRESS URGENT CARE MONACA		3			3
MEDEXPRESS URGENT CARE - WILLIAMSPORT		3			3
ADVANCE URGENT CARE CENTER, LLC			3	100%	3
BAPTIST PRIMARY CARE, INC.		2	1	33%	3
GROVES CENTER			3	100%	3
DANIEL M LIBBY MD PLLC		3			3
IGENEX INC		3			3
ADVENTHEALTH MEDICAL GROUP PEDIATRIC & ADOLESCENT		3			3
MONTANA DEPARTMENT OF PUBLIC HEALTH & HUMAN SERVICES			3	100%	3
NORTH SHORE HEMATOLOGY-ONCOLOGY ASSOCIATES, PC		3			3
DICKSON MEDICAL ASSOCIATES PC PATH LAB		3			3
VICAR'S LANDING NURSING HOME		2	1	33%	3
AVANTE INVERNESS		1	2	67%	3
BARONESS ERLANGER HOSPITAL		3			3
MANORCARE NURSING & REHABILITATION CENTER-NAPLES		3			3
BENSONHURST URGENT CARE		3			3
SHEEPSHEAD BAY URGENT CARE		3			3
PREMIER FAMILY AND SPORTS MEDICINE		2	1	33%	3
MOULTRIE CREEK NURSING AND REHAB			3	100%	3
SIGNATURE CARE PFLUGERVILLE			3	100%	3
FLORENCE - HUNTSVILLE HOSPITAL URGENT CARE		2	1	33%	3
TNC WALK IN CLINIC		1	2	67%	3
PALM BEACH CDH - DELRAY BEACH			3	100%	3
ESTATES MEDICAL CENTER INC			3	100%	3
BAY REGIONAL URGENT CARE		1	2	67%	3
INDIANA STATE DEPARTMENT OF HEALTH		1	2	67%	3
MEDICAL CENTER AFFILIATES WEST PALM			3	100%	3
FLORIDA HEALTH CARE PLANS STIRLING CENTER			3	100%	3
HILLVIEW LABORATORY			3	100%	3
CAMPAZZI CONCIERGE MEDICAL SERVICES		2	1	33%	3

COVID-19: testing by laboratory

Data through Dec 13, 2020 verified as of Dec 14, 2020 at 09:25 AM

Data in this report are provisional and subject to change.

The numbers in the table below represent the number of Florida and non-Florida residents for whom test results were received by the Department of Health. A person can be tested by more than one laboratory and can have both positive and negative results. **Therefore, the sum of the numbers in each column will be larger than the total number of people tested.**

Reporting lab	Inconclusive	Negative	Positive	Percent positive	Total
ADRIANA M CASTRO MD PA		3			3
HEALTHCARE NETWORK OF SOUTHWEST FLORIDA			3	100%	3
Nashville Central Laboratory		3			3
MEDEXPRESS URGENT CARE-MUNCIE		3			3
LOYOLA UNIVERSITY MEDICAL CENTER LABORATORY			3	100%	3
HELIX LW UC		1	2	67%	3
ASSOCIATES MD CYPRESS CREEK			3	100%	3
MINUTECLINIC DIAGNOSTIC OF NORTH CAROLINA PC #7054		3			3
URGENT DOC - URGENT CARE CLINIC			3	100%	3
MEDEXPRESS URGENT CARE - CLARKSBURG		3			3
BELLIN HEALTH LAB		1	2	67%	3
ST JUDE LABORATORIES		1	2	67%	3
MADISON COUNTY HEALTH DEPARTMENT		3			3
ORLANDO FAMILY MEDICAL INC		3			3
CARE ATC - CITY OF BOYNTON BEACH			3	100%	3
MEDIC INFUSION PA		3			3
NORTHERN LIGHT LABORATORY		1	2	67%	3
HIALEAH SHORES NURSING AND		2	1	33%	3
ADVENTHEALTH NEW SMYRNA BEACH COMMUNITY HEALTH			3	100%	3
IMA MEDICAL CENTER		3			3
BETTERMED URGENT CARE			3	100%	3
BAPTIST OUTPATIENT SERVICES			3	100%	3
PALMS, THE		3			3
FLORIDA MEDICAL CLINIC IM MLK		3			3
CLINICAL LABORATORIES OF THE BUFFALO		3			3
PRORENATA LABS		1	2	67%	3
HELIX MEDICAL CENTERS		1	2	67%	3
MONTANA PUBLIC HEALTH LAB			3	100%	3
CAREWELL URGENT CARE			3	100%	3
State Lab Unspecifd			3	100%	3
GULFSIDE HOSPICE INC			3	100%	3
QUATRACOR PLLC		3			3
MINUTECLINIC DIAGNOSTIC OF TEXAS		3			3
UNITY HEALTH AND REHABILITATION CENTER			3	100%	3
WYOMING DEPT OF HEALTH			3	100%	3
FLORIDA MENTOR-POINT WEST CLUSTER		3			3
YORKVILLE PEDIATRIC URGENT CARE		3			3
MPG JACKSONVILLE ATLANTIC BLVD		1	2	67%	3
PRISMA HEALTH MIDLANDS			3	100%	3
CONSOLIDATED LABORATORY SERVICES			3	100%	3
NORTH BEACH REHABILITATION CENTER		2	1	33%	3
FLORIDA CANCER SPECIALISTS & RESEARCH INSTITUTE		2	1	33%	3
TRUE HEALTH – LAKE UNDERHILL		3			3
LAFAYETTE NURSING AND REHAB			3	100%	3
ST LUKES HOSPITAL LABORATORY		2	1	33%	3
49D2045214PHYSICIAN OFFICE WAIVER MEDEXPRESS URGENT CARE - HARRISONBU		3			3
NEMOURS CHILDREN'S URGENT CARE			3	100%	3

COVID-19: testing by laboratory

Data through Dec 13, 2020 verified as of Dec 14, 2020 at 09:25 AM

Data in this report are provisional and subject to change.

The numbers in the table below represent the number of Florida and non-Florida residents for whom test results were received by the Department of Health. A person can be tested by more than one laboratory and can have both positive and negative results. **Therefore, the sum of the numbers in each column will be larger than the total number of people tested.**

Reporting lab	Inconclusive	Negative	Positive	Percent positive	Total
PATHOLOGY REFERENCE LAB LLC			3	100%	3
MISIR DRUGS LLC		3			3
KISSIMMEE URGENT CARE		3			3
WATSON THERAPEUTICS		1	2	67%	3
AVANTE AT MT DORA		1	2	67%	3
NORTH SHORE HOSP. INFECTION CONTROL			3	100%	3
URGENT CARE - OCONEE		2	1	33%	3
BAPTIST HEALTH MEDICAL CENTER			3	100%	3
GARCIA MORALES NELSON			3	100%	3
FLORIDA CLINICAL LABORATORY - BIOREFERENCE LABORATORIES		2	1	33%	3
MINUTECLINIC, LLC #05038		3			3
PREMIER CLINICAL RESEARCH INSTITUTE INC			3	100%	3
Enterprise Health and Rehabilitation Center		3			3
DEPARTMENT OF PATHOLOGY ROME MEMORIAL		3			3
CARESPOT-WELLINGTON			3	100%	3
MICHIGAN HEALTH CLINIC LABORATORIES		2	1	33%	3
FAMILY MEDICINE AT LONGWOOD			3	100%	3
PUTNAM HOSPITAL CENTER LABORATORY		3			3
UNIVERSITY OF MICHIGAN		2	1	33%	3
ERIE COUNTY PUBLIC HEALTH CLINICAL		3			3
PUBLIC HEALTH TRUST OF MIAMI DADE COUNTY			3	100%	3
PHYSICIANS IMMEDIATE CARE ELGIN			3	100%	3
MEDEXPRESS URGENT CARE - BEECH GROVE		3			3
Life Care Center of Citrus County		2	1	33%	3
PARRISH MEDICAL CENTER-WAIVED TESTING		3			3
LEWIS COUNTY MANOR		3			3
PM PEDIATRICS OF BAYSIDE PLLC		3			3
COMMUNITY MEDICAL AND DENTAL CARE INC		3			3
ESTERO FIRE RESCUE		3			3
MD NOW URGENT CARE - DELRAY WEST			3	100%	3
PRIMARY CARE MEDICINE		2	1	33%	3
ILLINOIS DEPARTMENT OF PUBLIC HEALTH			3	100%	3
ELITE PRIMARY CARE OF WAYCROSS			3	100%	3
JOHN T MATHER MEMORIAL HOSPITAL LABORATORY		3			3
CORTLAND COUNTY HEALTH DEPARTMENT		3			3
MARSHFIELD LABORATORIES			3	100%	3
CORTLAND REGIONAL MEDICAL CENTER		3			3
ACCESS HEALTH CARE		2	1	33%	3
MINUTE-CLINIC DIAGNOSTIC OF VIRGINIA, LLC #794		3			3
Calusa Harbour			3	100%	3
Fouraker Hills Rehab and Nursing			3	100%	3
WINDER NURSING INC DBA WINDER HEALTH CARE		3			3
ANN STORCK CENTER INC		3			3
SCIENTIFIC LABORATORY DIVISION			3	100%	3
MEDICAL CENTER ENTERPRISE			3	100%	3
UNC HOSPITAL/MCLENDON CLINICAL LABORATORIES			3	100%	3
URGENT CARE AT LONGWOOD			3	100%	3

COVID-19: testing by laboratory

Data through Dec 13, 2020 verified as of Dec 14, 2020 at 09:25 AM

Data in this report are provisional and subject to change.

The numbers in the table below represent the number of Florida and non-Florida residents for whom test results were received by the Department of Health. A person can be tested by more than one laboratory and can have both positive and negative results. **Therefore, the sum of the numbers in each column will be larger than the total number of people tested.**

Reporting lab	Inconclusive	Negative	Positive	Percent positive	Total
JOSEF SCHENKER MD PC DBA CENTERS URGENT		2	1	33%	3
NORTH DAKOTA DEPT OF HEALTH MICROBIOLOGY		1	2	67%	3
ADVENTHEALTH MEDICAL GROUP PEDIATRICS AT		2	1	33%	3
ADVANCED PEDIATRICS OF BOCA LLC			3	100%	3
FLORIDA LABORATORY ANALYSIS, LLC			3	100%	3
PM PEDIATRICS OF SELDEN PLLC		3			3
OPENTRONS PRL		2	1	33%	3
CVS MINUTE CLINIC, LLC #22		2	1	33%	3
PEDIATRICS BY THE SEA JOG RD OFFICE			3	100%	3
NC STATE LABORATORY OF PUBLIC HEALTH		3			3
DACH MAIN LAB			3	100%	3
THE CLINIC OF PEDIATRICS & GI MEDICINE, INC			3	100%	3
RHEA MEDICAL CENTER		3			3
ADVENT HEALTH EXPRESS		2	1	33%	3
CITIZENS BAPTIST MEDICAL CENTERS LAB		3			3
LIFEHOPE LABS			3	100%	3
MINUTECLINIC DIAGNOSTIC OF OHIO LLC		2	1	33%	3
CTRS			3	100%	3
CARE ONE PRIMARY CARE			3	100%	3
TARRANT COUNTY PUBLIC HEALTH		3			3
PANCARE HEALTH - ALTHA PUBLIC			3	100%	3
YORK HOSPITAL - LABORATORY			3	100%	3
BRADENTON PHYSICIAN MEDICAL CENTER			3	100%	3
VELOCITY CARE			3	100%	3
GONZALEZ MD AND ASWAD MD HEALTH SERVICES			3	100%	3
GRACE WELLNESS CENTER		2	1	33%	3
Bainbridge Health and Rehab		3			3
WINDSOR OF LAKEWOOD RANCH,THE		3			3
VIRGINIA DIVISION OF CONSOLIDATED LABORATORIES			3	100%	3
PR HEALTH			3	100%	3
VALDOSTA FAMILY MEDICINE			3	100%	3
VAIL VALLEY MEDICAL CENTER			3	100%	3
COVENANT PEDIATRICS		1	2	67%	3
PULSE & REMEDY LLC			3	100%	3
ADVENT HEALTH - TIMBERRIDGE ER		2	1	33%	3
HAWTHORNE INN OF LAKELAND		3			3
LEE CONVENIENT CARE AT SUMMERLIN			3	100%	3
LEXINGTON MEDICAL CENTER		1	2	67%	3
MIDDLETOWN MEDICAL P C			3	100%	3
TIFTON CARECONNECT URGENT CARE			3	100%	3
PANIRA HEALTHCARE CLINIC			3	100%	3
VIDANT MEDICAL CENTER			3	100%	3
KEY WEST URGENT CARE, INC		3			3
LA MER NH LLC			3	100%	3
GREATER MOBILE URGENT CARE – SPRINGHILL			3	100%	3
NORTHEAST ALABAMA REGIONAL MEDICAL CENTER		2	1	33%	3
NYC PUBLIC HEALTH LABS			3	100%	3

COVID-19: testing by laboratory

Data through Dec 13, 2020 verified as of Dec 14, 2020 at 09:25 AM

Data in this report are provisional and subject to change.

The numbers in the table below represent the number of Florida and non-Florida residents for whom test results were received by the Department of Health. A person can be tested by more than one laboratory and can have both positive and negative results. **Therefore, the sum of the numbers in each column will be larger than the total number of people tested.**

Reporting lab	Inconclusive	Negative	Positive	Percent positive	Total
CDRX INFUSION			3	100%	3
SUNSHINE ASSISTED LIVING		3			3
CRESTVIEW IMMEDIATE CARE LL			3	100%	3
CAPITAL HEALTH LABORATORY INC			3	100%	3
SOFTLAB			3	100%	3
MIZELL MEMORIAL HOSPITAL			3	100%	3
PBSO WEST PALM FAMILY PRACTICE		1	2	67%	3
ENTRUST IMMEDIATE CARE			3	100%	3
MEDICAL SERVICES OF AMERICA HOME HEALTH		3			3
INTERNAL MEDICINE LIPID AND WELNNESS PRACTICE			3	100%	3
ONSLow MEMORIAL HOSPITAL LABORATORY		3			3
SANFORD MOBILE LAB			3	100%	3
RAPID CITY RUGENT CARE			3	100%	3
PINELLAS PARK HEALTH CENTER - PINELLAS CHD		1	2	67%	3
NORTH BROWARD HOSPITAL DISTRICT HEALTHCARE FOR THE HOMELESS			3	100%	3
CHARLOTTE CHD PORT CHARLOTTE		2	1	33%	3
NORTHSIDE HOSPITAL		2	1	33%	3
MEDFUSION		2	1	33%	3
MINUTECLINIC DIAGNOSTIC OF NEW JERSEY, LLC # 7069		3			3
NORTHWEST FLORIDA CLINICAL LAB		1	2	67%	3
COURTYARD GARDENS OF JUPITER		3			3
THONOTOSASSA COMMUNITY HEALTH CENTER			3	100%	3
BETH ISRAEL MEDICAL CENTER LABS		3			3
ORLANDO REGIONAL HEALTH SERVICES		1	2	67%	3
XPRESS URGENT CARE LLC		3			3
CENTRAL DUPAGE HOSPITAL			3	100%	3
ST BARNABAS HOSPITAL		3			3
CULLMAN REGIONAL URGENT CARE		2	1	33%	3
ALLIANCE LABS @LRMC			3	100%	3
TERRACE OF ST CLOUD, THE		2	1	33%	3
LEESBURG COMMUNITY HEALTH CENTERS			3	100%	3
FLORIDA MENTOR		3			3
FLORIDA DEPARTMENT OF HEALTH IN MIAMI DADE COUNTY		2	1	33%	3
MID FLORIDA CLINICAL LABORATORY		2	1	33%	3
NOVANT HEALTH PRESBYTERIAN		2	1	33%	3
EXETER HOSPITAL		3			3
MACCLENNY NURSING AND REHAB			3	100%	3
MEDICAL CENTER OF THE ROCKIES			3	100%	3
BIG BEND HOSPICE INC		3			3
WATSON THERAPEUTICS INC			3	100%	3
FLO-MEDILAB SERVICES LLC			3	100%	3
ASAP LABS LLC			3	100%	3
NORTH NAPLES HOSPITAL RESPIRATORY THERAPY DEPARTMENT			3	100%	3
FAMILY MEDICINE AT WATERMAN		3			3
CVS MINUTE CLINIC DIAGNOSTIC OF TEXAS LLC		3			3
KENILWORTH CARE & REHABILITATION CENTER			3	100%	3
QUINTON MEMORIAL HEALTH CARE CENTER		3			3

COVID-19: testing by laboratory

Data through Dec 13, 2020 verified as of Dec 14, 2020 at 09:25 AM

Data in this report are provisional and subject to change.

The numbers in the table below represent the number of Florida and non-Florida residents for whom test results were received by the Department of Health. A person can be tested by more than one laboratory and can have both positive and negative results. **Therefore, the sum of the numbers in each column will be larger than the total number of people tested.**

Reporting lab	Inconclusive	Negative	Positive	Percent positive	Total
US SPECIALTY LABS			3	100%	3
CROSSVILLE MEDICAL GROUP		1	2	67%	3
REELFOOT FAMILY WALK IN CLINIC		2	1	33%	3
SJH			3	100%	3
MARYLAND STATE DEPT OF HEALTH	2		1	33%	3
ALLIANCE FOR MULTISPECIALTY RESEARCH		3			3
LAHEY CLINIC MEDICAL CENTER			3	100%	3
Gulf Shore Care Center			2	100%	2
VALLEY BAPTIST MEDICAL CENTER: BROWNSVILLE			2	100%	2
87TH MEDICAL GROUP – MCGUIRE AMBULATORY CARE FACILITY		2			2
NORTON IMMEDIATE CARE CENTER - PRESTON			2	100%	2
EXPRESSCARE URGENT CARE CENTER			2	100%	2
SUNCOAST BLOOD BANK			2	100%	2
MEDSTAR HARBOR HOSPITAL			2	100%	2
TMH PHYSICIAN PARTNERS BLOUNTSTOWN			2	100%	2
RELIANT IMMUNE DIAGNOSTICS			2	100%	2
Westchester General Hospital			2	100%	2
TMH EC NORTHEAST LABORATORY			2	100%	2
PM PEDIATRICS OF BAYSIDE PLLC - HOPEWELL JUNCTION		2			2
CVS MINUTE CLINIC DIAG OF IND LLC #5206		1	1	50%	2
UC CORAL GABLES			2	100%	2
LIFT HEALTH		2			2
MEDEXPRESS URGENT CARE-HERSHEY		2			2
ASCENSION ST MICHAEL'S HOSPITAL LAB		1	1	50%	2
HANOVER ENDOSCOPY CENTER		2			2
ORLANDO LUTHERAN TOWERS		1	1	50%	2
NURSING PLUS OF BROWARD LLC		1	1	50%	2
UTMB PATHOLOGY CLINICAL SERVICES LABORATORY			2	100%	2
ALVERNO CLINICAL LABORATORIES			2	100%	2
MADISON HOSPITAL LABORATORY			2	100%	2
NEBRASKA MEDICAL CENTER			2	100%	2
SPRING HILL REGIONAL HOSPITAL			2	100%	2
DEPARTMENT OF HEALTH AND HUMAN SERVICES DIVISION OF BEHAVIORAL HEALTH		1	1	50%	2
PHYSICIANS MEDICAL CENTER		2			2
MEDEXPRESS-HOUSTON EAST FWY		1	1	50%	2
PHYSICIANS LABORATORY SERVICES			2	100%	2
PEDIATRICS IN BREVARD-COCOA BEACH		2			2
LONG ISLAND UNIVERSITY - POST CAMPUS		2			2
PEDIATRIC HEALTH CARE		1	1	50%	2
NEW GEN LABS			2	100%	2
TERRACE AT HOBE SOUND, THE		1	1	50%	2
TIEHH BIOTERRORISM RESPONSE LAB			2	100%	2
Fort Gaines Health and Rehab		2			2
JRS LABORATORY			2	100%	2
OURMED		2			2
BNC Medical Investors, LLC Berrien Nursing & Rehabilitation Center		2			2
SHORE MEDICAL CENTER		2			2

COVID-19: testing by laboratory

Data through Dec 13, 2020 verified as of Dec 14, 2020 at 09:25 AM

Data in this report are provisional and subject to change.

The numbers in the table below represent the number of Florida and non-Florida residents for whom test results were received by the Department of Health. A person can be tested by more than one laboratory and can have both positive and negative results. **Therefore, the sum of the numbers in each column will be larger than the total number of people tested.**

Reporting lab	Inconclusive	Negative	Positive	Percent positive	Total
MEDEXPRESS URGENT CARE - CHRISTIANBURG		2			2
IMIC INC RESEARCH			2	100%	2
AVANTE AT OCALA INC			2	100%	2
AFC PHYSICIANS OF FLORIDA, PA			2	100%	2
FLORIDA PRIMARY & SPECIALTY CARE		2			2
KINGS COUNTY HOSPITAL CENTER			2	100%	2
ALAN A SMITH MD LLC		2			2
BAYLOR COLLEGE OF MEDICINE			2	100%	2
CLINICA HISPANIA			2	100%	2
ARKANSAS DEPARTMENT OF HEALTH			2	100%	2
INTERNAL MEDICINE ASSOCIATES-DUNELLON			2	100%	2
VIGILINT HEALTHCARE		1	1	50%	2
AMERICAN MEDICAL LABORATORIES			2	100%	2
COASTAL MEDICAL LAB			2	100%	2
EAST NAPLES PEDIATRICS			2	100%	2
PM PEDIATRICS OF BAYSIDE, PLLC - MANHASSET		2			2
POINT OF CARE PRIVATE HEALTH MANAGEMENT			2	100%	2
MERCY HEALTH LAB		1	1	50%	2
PRECISION DIAGNOSTIC INC		2			2
MEASE COUNTRYSIDE HOSPITAL CARDIAC REH			2	100%	2
APOLLO SURGERY CENTER			2	100%	2
BMC/JACSONVILLE		1	1	50%	2
ST. ELIZABETH HEALTHCARE			2	100%	2
MEDEXPRESS URGENT CARE MURRYSVILLE		1	1	50%	2
INTEGRITY CLINICAL RESEARCH CENTER INC		1	1	50%	2
MD NOW MEDICAL CENTER INC			2	100%	2
MEDEXPRESS URGENT CARE - BLUEFIELD		1	1	50%	2
MEMORIAL SLOAN KETTERING CANCER CENTER		1	1	50%	2
FLORIDA HOSPITAL PHYSICIAN GROUP		1	1	50%	2
MEMORIAL HERMANN CONSOLIDATED LABORATORY SERVICES			2	100%	2
Metro West Nursing and Rehab			2	100%	2
ADVANCED MEDICAL CARE			2	100%	2
LUTHERAN HAVEN ASSISTED LIVING		2			2
IN AND OUT URGENT CARE			2	100%	2
Robert Cranfield			2	100%	2
REGIONS HOSPITAL LABORATORY			2	100%	2
AMERICAN SCIENTIFIC LABORATORIES LLC			2	100%	2
MEDEXPRESS URGENT CARE-LATROBE		2			2
KINGS BAY PEDIATRICS LLC			2	100%	2
COMMONWEALTH OF MASSACHUSETTS			2	100%	2
MEDEXPRESS URGENT CARE - TEAYS VALLEY		2			2
MAWD PATHOLOGY GROUP			2	100%	2
JACKSON LABORATORY OF GENOMIC MEDICINE		2			2
Warren Center for Rehabilitation and Nursing		2			2
NATIONWIDE LABORATORY SERVICES		1	1	50%	2
SUNBRIDGE CARE & REHAB FOR DECATUR		2			2
FLAGLER PROFESSIONAL HEALTH CAE SERVICES INC		2			2

COVID-19: testing by laboratory

Data through Dec 13, 2020 verified as of Dec 14, 2020 at 09:25 AM

Data in this report are provisional and subject to change.

The numbers in the table below represent the number of Florida and non-Florida residents for whom test results were received by the Department of Health. A person can be tested by more than one laboratory and can have both positive and negative results. **Therefore, the sum of the numbers in each column will be larger than the total number of people tested.**

Reporting lab	Inconclusive	Negative	Positive	Percent positive	Total
JUPITER INTERNAL MEDICINE AND ASSOCIATES			2	100%	2
THE VILLAGES HEALTH			2	100%	2
COLLIER BLVD HMA PHYSICIAN MANAGEMENT,, LLC			2	100%	2
CARENOW-LEBANON		1	1	50%	2
BRITO MEDICAL CENTER			2	100%	2
NEMOURS CHILDREN'S PRIMARY CARE THE VILLAGES		2			2
East Bay Rehabilitation Center			2	100%	2
ADVENTHEALTH MEDICAL GROUP FAMILY & INTERNAL		1	1	50%	2
APC PEDIATRICS			2	100%	2
OUR LADY OF THE LAKE REGIONAL MEDICAL CENTER			2	100%	2
DEPT OF HEALTH			2	100%	2
Greystone Nursing and Rehab, LLC			2	100%	2
BERGEN COUNTY SURGICAL AND ENDOSCOPY CENTER		2			2
CVS MINUTE CLINIC DIAGNOSTIC OF KANSAS, PA		2			2
MEDFIRST URGENT CARE			2	100%	2
THE CLUB AT BOYNTON BEACH, LLC			2	100%	2
CHESTERFIELD HEALTHCARE GROUP, INC		2			2
OELWEIN HEALTH CARE CENTER		2			2
ADVENTHEALTH IMAGING PARTIN SETTLEMENT			2	100%	2
DOCTOR 4 U CLINIC			2	100%	2
COL CROSSROAD		1	1	50%	2
SPECTRA LABS		1	1	50%	2
OAKBRIDGE TERRACE AT SAE			2	100%	2
MEDEXPRESS - NEWARK		2			2
BOND COMMUNITY HEALTH CENTER			2	100%	2
ALLIED PHYSICIANS GROUP PLLC		2			2
MEDEXPRESS URGENT CARE FOX CHAPEL		2			2
THE LITTLE CLINIC			2	100%	2
SIGNATURE HEALTHCARE OF MIDDLEBURG		2			2
WASHINGTON STATE DEPARTMENT OF HEALTH PUBLIC HEALTH LABORATORIES			2	100%	2
JOHN D. ARCHBOLD MEM. HOSPITAL			2	100%	2
FLORIDA HEALTHCARE OF ORLANDO			2	100%	2
ST LUKES HOSPITAL			2	100%	2
FAST PACE MEDICAL CLINIC		2			2
ADVENTHEALTH CAR CENTER APOPKA			2	100%	2
TRINITAS REGIONAL MEDICAL CENTER		1	1	50%	2
STUDENT HEALTH SERVICES			2	100%	2
OPTIMAL CARE PEDIATRICS			2	100%	2
UT PATH			2	100%	2
FLORIDA MEDICAL CENTER OF CLEARWATER		2			2
MINUTE CLINIC DIAGNOSTIC OF NEW JERSEY		2			2
ADVENT HEALTH - CENTRAL PASCO ER			2	100%	2
PUTNAM COUNTY EMERGENCY RESCUE SERVICE		2			2
EASTLAKE MEDICAL CENTER		2			2
GOLDSTEIN			2	100%	2
UW HOSPITAL AND CLINICS		1	1	50%	2
ADVICE FOR OPTIMAL WELLNESS			2	100%	2

COVID-19: testing by laboratory

Data through Dec 13, 2020 verified as of Dec 14, 2020 at 09:25 AM

Data in this report are provisional and subject to change.

The numbers in the table below represent the number of Florida and non-Florida residents for whom test results were received by the Department of Health. A person can be tested by more than one laboratory and can have both positive and negative results. **Therefore, the sum of the numbers in each column will be larger than the total number of people tested.**

Reporting lab	Inconclusive	Negative	Positive	Percent positive	Total
LACORP		1	1	50%	2
PUBLIC HEALTH LABORATORY	1		1	50%	2
NOVA SOUTHEASTERN UNIVERSITY - STUDENT MEDICAL CTR			2	100%	2
PARADIGM LABORATORIES			2	100%	2
Alden Des Plaines			2	100%	2
SUMNER REGIONAL MEDICAL CENTER		2			2
ADVICE FOR OPTIMAL WELLNESS, INC			2	100%	2
FLORIDA MEDICAL CLINIC CARDIOLOGY-ZH			2	100%	2
CCRX OF NORTH CAROLINA, LLC		1	1	50%	2
ORANGE COUNTY HEALTH DEPARTMENT		1	1	50%	2
PEACE RIVER MEDICAL CENTER		2			2
University Center East			2	100%	2
FLORIDA KEYS PED & ADOLES CTR			2	100%	2
IN & OUT URGENT CARE METAIRIE			2	100%	2
SCIENTIFIC LABORATORY COMPANY		2			2
NEMOURS CHILDRENS PRIMARY CARE HORIZON WEST			2	100%	2
WEST COAST PEDIATRICS			2	100%	2
NATIONAL JEWISH HEALTH			2	100%	2
FIRST CARE - MIDDLESBORO			2	100%	2
DOCTORS HOSPITAL RENAISSANCE			2	100%	2
Great Lakes Health Center			2	100%	2
ALOHA HOME CARE LLC DBA ACCENTCARE HOME HEALTH OF		2			2
SURFSIDE URGENT CARE			2	100%	2
NEW BRIDGE MEDICAL CENTER		2			2
MEDEXPRESS URGENT CARE - FAYETTEVILLE		2			2
DYNAMIC HEALTH CENTERS INC			2	100%	2
TMH PHYSICIAN PARTNERS SOUTHWOOD			2	100%	2
UNIVERSITY OF MISSOURI HEALTH CARE			2	100%	2
UNIVERSITY OF MARYLAND MEDICAL CENTER			2	100%	2
ELMHURST MEMORIAL HOSPITAL			2	100%	2
FL DEPT OF HEALTH MARION COUNTY MOBILE HEALTH UNIT			2	100%	2
MEDEXPRESS URGENT CARE, JOHNSTOWN		2			2
MEDEXPRESS URGENT CARE, CHAMBERSBURG		2			2
ALLIANCE PEDIATRICS PA			2	100%	2
CALIFORNIA DEPARTMENT OF PUBLIC HEALTH			2	100%	2
Lake Charles Healthcare LLC dba Landmark Lake Charles			2	100%	2
MEDEXPRESS ELKINS		2			2
ROAN DRUG COMPANY LLC		2			2
MID-FLORIDA HEMATOLOGY AND ONCOLOGY CENTERS		2			2
SOUTHERN TENNESSEE MEDICAL CENTER			2	100%	2
VERILY LAB		2			2
PTC LABORATORIES			2	100%	2
BETHPAGE EXTENDED HOURS CENTER		2			2
PRIMECARE AT TWIN LAKES			2	100%	2
LODGE HEALTH AND REHABILITATION CENTER, THE		2			2
SCIENTIA DIAGNOSTICS			2	100%	2
RIVER CITY MEDICAL ASSOCIATES INC			2	100%	2

COVID-19: testing by laboratory

Data through Dec 13, 2020 verified as of Dec 14, 2020 at 09:25 AM

Data in this report are provisional and subject to change.

The numbers in the table below represent the number of Florida and non-Florida residents for whom test results were received by the Department of Health. A person can be tested by more than one laboratory and can have both positive and negative results. **Therefore, the sum of the numbers in each column will be larger than the total number of people tested.**

Reporting lab	Inconclusive	Negative	Positive	Percent positive	Total
SOUTH DAKOTA DEPARTMENT OF HEALTH		2			2
SPARROW CENTRAL LAB			2	100%	2
FLORIDA CLINICAL LABORATORY INC			2	100%	2
JOHNSON CITY MEDICAL CENTER		1	1	50%	2
GULF COAST REGIONAL MEDICAL CARE		2			2
ALL PEDIATRIC CARE PA			2	100%	2
VILLA HEALTH NH LLC			2	100%	2
Workmens Circle Multicare Center		2			2
PANCARE HEALTH - PONCE DE LEON			2	100%	2
PruittHealth Lakehaven		2			2
MEDEXPRESS URGEN CARE - EAST BRUNSWICK		2			2
UNIVERSITY HOSPITAL OF BROOKLYN		2			2
ST VINCENTS AMBULATORY CARE INC DBA			2	100%	2
CPL LABS			2	100%	2
DELAWARE DIAGNOSTICS LABS			2	100%	2
PEDIATRICS AND ADOLESCENT MEDICINE		2			2
WISE HEALTH SYSTEM		1	1	50%	2
MEDEXPRESS URGENT CARE - WASHINGTON		2			2
ENCOMPASS HEALTH REHABILITATION HOSPITAL		2			2
MEDICINE SHOPPE #1306 THE		1	1	50%	2
MEDEXPRESS URGENT CARE LAVALE		2			2
SIGNATURE CARE LEWISVILLE-EMERGENCY CENTER		1	1	50%	2
CROSS CITY REHABILITATION AND HEALTH CARE CENTER		2			2
INSPIRIT SENIOR LIVING			2	100%	2
ORLANDO ORTHOPAEDIC OUTPATIENT SURGERY CENTER			2	100%	2
FIRST CHOICE MEDICAL PC			2	100%	2
MEMORIAL HERMANN			2	100%	2
BAYSTATE MEDICAL CENTER		1	1	50%	2
ADVENTHEALTH MEDICAL GROUP PEDIATRICS		1	1	50%	2
BAY COUNTY HEALTH DEPARTMENT		2			2
MC DIAGNOSTIC OF CONNECTICUT PC #459		2			2
FLORIDA MEDICAL CLINIC -INTERNAL MED DADE CITY			2	100%	2
VIRGINIA DEPT OF HEALTH OFFICE OF EPIDEMIOLOGY			2	100%	2
UNIVERSITY HOSPITALS OF CLEVELAND			2	100%	2
PREMIER LABORATORY SERVICES, LLC			2	100%	2
LAKE MARY - STIRLING CENTER SUITE 202			2	100%	2
BFT LAB			2	100%	2
OHIO DEPARTMENT OF HEALTH			2	100%	2
SKIPPACK MEDICAL LAB			2	100%	2
MEDEXPRESS URGENT CARE - MARKHAM STREE		2			2
FHPG FAMILY MEDICAL CENTER OF TAMPA BAY		1	1	50%	2
PELICAN LANDING		1	1	50%	2
ADVANCED URGENT CARE LLC			2	100%	2
NLC LABS			2	100%	2
MEDEXPRESS URGENT CARE - SWANSEA, N ILLINOIS ST		2			2
ROPER HOSPITAL			2	100%	2
DMC UNIVERSITY LABORATORIES		1	1	50%	2

COVID-19: testing by laboratory

Data through Dec 13, 2020 verified as of Dec 14, 2020 at 09:25 AM

Data in this report are provisional and subject to change.

The numbers in the table below represent the number of Florida and non-Florida residents for whom test results were received by the Department of Health. A person can be tested by more than one laboratory and can have both positive and negative results. **Therefore, the sum of the numbers in each column will be larger than the total number of people tested.**

Reporting lab	Inconclusive	Negative	Positive	Percent positive	Total
WALGREENS #13605		2			2
DALLAS MEDICAL CENTER			2	100%	2
ASHLEY PEDIATRICS			2	100%	2
INNOVATIVE COVID-DIVERSEY			2	100%	2
NORTHWELL HEALTH			2	100%	2
WOMENS CARE FLORIDA LLC-LABORATORY		2			2
URGENT MED INC		1	1	50%	2
MEDEXPRESS URGENT CARE - SUMMERSVILLE, WEBSTER RD		2			2
JOHNNIE RUTH CLARKE LAB			2	100%	2
ADVANCED URGENT CARE CENTER OF THE UPPER KEYS			2	100%	2
MEDEXPRESS URGENT CARE HUNTINGTON		2			2
ALVARO J DANGOND MD PA		2			2
MAIN STREET MEDICAL CENTER OF CRESTVIEW PA			2	100%	2
MEDICANA NURSING AND REHAB CENTER			2	100%	2
STEWART ST ELIZABETH MEDICAL CENTER			2	100%	2
CELEBRATION PEDIATRICS PA			2	100%	2
ACL LABORATORIES INDUSTRIAL TOXICOLOGY			2	100%	2
MINUTE-CLINIC DIAGNOSTIC OF VIRGINIA, LLC #2003		1	1	50%	2
PALM MEDICAL CENTER - PLANT CITY		2			2
MOBILE COUNTY HEALTH DEPARTMENT		1	1	50%	2
ST. CLOUD PHARMACY AND WELLNESS CENTER		2			2
ADVOCATE SHERMAN HOSPITAL			2	100%	2
Parkridge Specialty Care		2			2
PRESBYTERIAN HOME		2			2
MONTEFIORE MEDICAL CENTER LABS MONTEFIORE		1	1	50%	2
MORTON PLANT NORTH BAY HOSPITAL			2	100%	2
PEACEHEALTH CENTRAL		2			2
MINUTECLINIC DIAGNOSTIC OF TEXAS, LLC #7435		2			2
CARENOW URGENT CARE-DONELSON		2			2
MOBIL LAB FOR ALL INC		2			2
WELLIGENT			2	100%	2
CVS MINUTE CLINIC DIAGNOSTIC OF VIRGINIA		2			2
MEDEXPRESS URGENT CARE - KOKOMO		2			2
SUPERIOR RESIDENCES OF CLERMONT		2			2
HAWAII DEPARTMENT OF HEALTH			2	100%	2
INA		1	1	50%	2
MEDEXPRESS URGENT CARE - PRINCETON		2			2
TRICORE REFERENCE LABORATORY		1	1	50%	2
ADVENTHEALTH SEBRING- INFECTION CONTROL DEPARTMENT			2	100%	2
PALM CITY NURSING AND REHAB CENTER			2	100%	2
PINELLAS POINT NURSING AND REHAB			2	100%	2
VITAS HEALTHCARE			2	100%	2
MINUTECLINIC, LLC #05814		2			2
HEART OF FLORIDA HEALTH CENTER INC			2	100%	2
INDIANA STATE DEPARTMENT OF HEALTH LABORATORIES			2	100%	2
LOUISIANA DEPT. OF HEALTH AND HOSPITALS-INFECTIOUS DISEASE EPI SECTION			2	100%	2
FELICIDAD MEDICAL CENTER INC			2	100%	2

COVID-19: testing by laboratory

Data through Dec 13, 2020 verified as of Dec 14, 2020 at 09:25 AM

Data in this report are provisional and subject to change.

The numbers in the table below represent the number of Florida and non-Florida residents for whom test results were received by the Department of Health. A person can be tested by more than one laboratory and can have both positive and negative results. **Therefore, the sum of the numbers in each column will be larger than the total number of people tested.**

Reporting lab	Inconclusive	Negative	Positive	Percent positive	Total
UT AUSTIN UNIVERSITY HEALTH SERVICES			2	100%	2
FLORIDA HOSPITAL LABORATORIES		2			2
YOUTH AND YOU, INC		2			2
Lakeview Village		2			2
GRAND VILLA OF MELBOURNE			2	100%	2
PENSACOLA PEDIATRICS MILTON			2	100%	2
HENDRY REGIONAL CONVENIENT CARE CENTER			2	100%	2
THE PALMS REHABILITATION AND HEALTHCARE CENTER		2			2
HCR MANOR CARE SERVICES OF FLORIDA III INC		2			2
FLORIDA COMMUNITY HEALTH CENTERS, INC.			2	100%	2
PLEASANTVILLE OF SEBASTIAN LLC			2	100%	2
UNIVERSITY OF KANSAS MEDICAL CENTER			2	100%	2
SARASOTA MEMORIAL MEDICAL URGENT CARE CENTER			2	100%	2
ST. JOSEPH REGIONAL MEDICAL CENTER			2	100%	2
Church Creek SNF			2	100%	2
CRUC CMCH-COVID-19		2			2
TGH Brandon Healthplex Laboratory			2	100%	2
MEDEXPRESS URGENT CARE - TULSA, S YALE AVE		2			2
UNIVERSITY OF WASHINGTON MEDICAL CENTER (UWMC) EMERGENCY DEPT.			2	100%	2
WALGREENS #05477		2			2
RAPID URGENT CARE - ALBANY			2	100%	2
LAKELAND REGIONAL HEALTH		2			2
Good Samaritan Society-Blackduck		1	1	50%	2
WHOLE CHILD PEDIATRICS			2	100%	2
SMOKY MOUNTAIN URGENT CARE AND FAMILY MEDICINE CENTER			2	100%	2
GOLDMAN SACHS HEALTH CENTER		2			2
PINARD HOME HEALTH SERVICES INC			2	100%	2
THE HOSPITAL OF PROVIDENCE EMERGENCY ROOM			2	100%	2
VANAYER HEALTHCARE AND REHAB CENTER		2			2
COVANCE			2	100%	2
THE PATHOLOGY LABORATORY		1	1	50%	2
PARTNERS PHARMACY OF FLORIDA LLC		2			2
BAYSHORE MEDICAL CENTER			2	100%	2
ASPIRUS RIVERVIEW HOSPITAL & CLINICS INC		1	1	50%	2
BIOHEALTH MEDICAL LAB INC			2	100%	2
RUSSELL MEDICAL CENTER		2			2
CENTERPLACE HEALTH, INC			2	100%	2
SACRED HEART HOSPITAL ON THE EMERALD			2	100%	2
MEDEXPRESS URGENT CARE PLEASANT HILLS		2			2
CLEVELAND CLINIC IMAGING			2	100%	2
ST JOSEPH'S HOSPITAL LABORATORY			2	100%	2
VIRTUA MEMORIAL HOSPITAL BURLINGTON COUNTY			2	100%	2
CVS MINUTE CLINIC DIAGNOSTIC OF TEXAS		2			2
CARE 365			2	100%	2
CONEMAUGH MEMORIAL MEDICAL CENTER		2			2
Lakeside Oaks Care Center			2	100%	2
MINUTECLINIC DIAGNOSTIC OF NORTH CARO		2			2

COVID-19: testing by laboratory

Data through Dec 13, 2020 verified as of Dec 14, 2020 at 09:25 AM

Data in this report are provisional and subject to change.

The numbers in the table below represent the number of Florida and non-Florida residents for whom test results were received by the Department of Health. A person can be tested by more than one laboratory and can have both positive and negative results. **Therefore, the sum of the numbers in each column will be larger than the total number of people tested.**

Reporting lab	Inconclusive	Negative	Positive	Percent positive	Total
BAPTIST HEALTHCARE - LAKEVIEW CENTER INC		2			2
Elba Nursing and Rehabilitation Center, LLC		2			2
UNIVERSTIY OF ILLINOIS HOSPITAL			2	100%	2
MID - FLORIDA PATHOLOGY LLC		1	1	50%	2
OHIO HEALTH DOCTORS HOSPITAL			2	100%	2
Baldwin Pediatrix		2			2
RIVERWOOD CENTER,THE			2	100%	2
AUSTIN REGIONAL CLINIC MICROBIOLOGY LAB			2	100%	2
HOUSTON HEALTH DEPARTMENT - BUREAU OF LABORATORY SERVICES			2	100%	2
SPECIALTY LABORATORIES			2	100%	2
POMERENE HOSPITAL			2	100%	2
DISCOVERY VILLAGE AT THE FORUM		2			2
EMORY UNIVERSITY HOSPITAL			2	100%	2
MEDEXPRESS URGENT CARE-SCOTT TOWNSHIP		2			2
CELEBRATION PEDIATRICS			2	100%	2
METHODIST HOSPITAL			2	100%	2
SYLVAN NURSING			2	100%	2
CLEAR LAKE REGIONAL MEDICAL CENTER			2	100%	2
ONE MEDICAL GROUP		1	1	50%	2
GULF COAST IMMEDIATE CARE CENTER		1	1	50%	2
DISCOVERY VILLAGE AT STUART			2	100%	2
MEDICAL CENTER AT OCEAN REEF,THE		2			2
NAVAL BRANCH MEDICAL CLINIC			2	100%	2
NEW YORK STATE DEPARTMENT OF HEALTH		1	1	50%	2
SOUTHSIDE FAMILY MEDICAL		2			2
MORRISTOWN MEMORIAL HOSPITAL		2			2
CULLMAN REGIONAL MEDICAL CENTER		2			2
LAKE MARY HEALTH AND REHABILITATION CENTER		1	1	50%	2
MINUTECLINIC DIAGNOSTIC OF VIRGINIA, LLC #1656		2			2
MINUTE CLINIC LLC #5706		1	1	50%	2
VAULT HEALTH			2	100%	2
FEDERAL CORRECTIONAL INSTITUTION MARIANNA			2	100%	2
WISCONSIN STATE LABORATORY OF HYGIENE		1	1	50%	2
TRUE HEALTH- HOFFNER		2			2
CENTERPLACE HEALTH			2	100%	2
BROOKDALE SENIOR LIVING			2	100%	2
ST PETERSBURG PEDIATRICS-EAST BAY			2	100%	2
MINUTE CLINIC DIAGNOSTIC OF PENNSYLVANIA		2			2
CHAPPEL GROUP RESEARCH, THE		2			2
NAVAL MEDICAL CENTER			2	100%	2
RIO PINAR HEALTH CARE			2	100%	2
SANFORD REGIONAL HOSPITAL WORTHINGTON		2			2
GEISINGER MEDICAL CENTER		2			2
SHANDS AT LAKE SHORE LAB			2	100%	2
RAINY LAKE MEDICAL CENTER			2	100%	2
SUNSHINE URGENT CARE LLC			2	100%	2
CITRUS PARK			2	100%	2

COVID-19: testing by laboratory

Data through Dec 13, 2020 verified as of Dec 14, 2020 at 09:25 AM

Data in this report are provisional and subject to change.

The numbers in the table below represent the number of Florida and non-Florida residents for whom test results were received by the Department of Health. A person can be tested by more than one laboratory and can have both positive and negative results. **Therefore, the sum of the numbers in each column will be larger than the total number of people tested.**

Reporting lab	Inconclusive	Negative	Positive	Percent positive	Total
SOUTH CAROLINA DEPT OF HEALTH AND ENVIRONMENT CONTROL		2			2
MINUTECLINIC DIAGNOSTIC OF NEW JERSEY		2			2
FLORIDA DEPARTMENT OF HEALTH WASHINGTON COUNTY		1	1	50%	2
MEDEXPRESS URGENT CARE - MBURG COMMONS		2			2
GINKGO-IXLAYER		2			2
MINUTECLINIC, LLC #03268		2			2
ROANE MEDICAL CENTER		1	1	50%	2
JEFFERSON WASHINGTON TOWNSHIP HOSPITAL		2			2
PRINCETON BMC LABORATORY		2			2
PREMIER FAMILY HEALTH PA			2	100%	2
PREMIER MEDICAL LABORATORY			2	100%	2
ARLINGTON DIALYSIS CENTER LLC		2			2
ACCESS MEDICAL GROUP OF FLORIDA CITY			2	100%	2
MEDEXPRESS URGENT CARE-NESHANNOCK TWP		2			2
GULF COAST PEDIATRICS OF SARASOTA PA		1	1	50%	2
CHEROKEE COUNTY HEALTH AND REHAB CENTER		2			2
OCALA REGIONAL KIDNEY CENTER-WEST			2	100%	2
UK HEALTHCARE			2	100%	2
MINUTECLINIC DIAGNOSTIC OF PA LLC		2			2
UNITED MEMORIAL MEDICAL CENTER			2	100%	2
WHITESANDS OUTPATIENT TREATMENT		2			2
TRUE HEALTH INC			2	100%	2
COASTAL LABORATORIES OF FLORIDA			2	100%	2
PEPIN ACADEMIES-PASCO		2			2
LEGACY LABORATORY SERVICES			2	100%	2
NAVAL MEDICAL CENTER SAN DIEGO			2	100%	2
MEDEXPRESS URGENT CARE - STATE COLLEGE		2			2
MEDEXPRESS URGENT CARE MORGANTOWN		2			2
INSPIRA MEDICAL CENTER VINELAND LAB		2			2
OHIO DEPARTMENT OF HEALTH LABORATORY		2			2
SOUTHEAST GEORGIA HEALTH SYSTEM			2	100%	2
TALLAHASSEE MEMORIAL HEALTHCARE FAMILY MED RESIDENCY			2	100%	2
MEDICAL CITY DALLAS HOSPITAL			2	100%	2
SPECTRUM HEALTH			2	100%	2
NOT GIVEN		1	1	50%	2
PINECREST PEDIATRICS GROUP LLC			2	100%	2
DEKALB MEDICAL CENTER LABORATORY			2	100%	2
SPRINGS MEDICAL LAB		1	1	50%	2
BAYMEADOWS PRIMARY CARE		2			2
ADVENTHEALTH EXPRESS CARE AT WALGREENS			2	100%	2
SCDHEC BUREAU OF LABORATORIES			2	100%	2
ST. MARY'S MEDICAL CENTER EVANSVILLE, INC			2	100%	2
BENTON PEDIATRICS		2			2
KENTUCKY CABINET FOR HEALTH AND FAMILY SERVICES			2	100%	2
MORGAN STANLEY HEALTH CENTER		2			2
Alden Terrace of McHenry			2	100%	2
NOVALIFE MEDSPA			2	100%	2

COVID-19: testing by laboratory

Data through Dec 13, 2020 verified as of Dec 14, 2020 at 09:25 AM

Data in this report are provisional and subject to change.

The numbers in the table below represent the number of Florida and non-Florida residents for whom test results were received by the Department of Health. A person can be tested by more than one laboratory and can have both positive and negative results. **Therefore, the sum of the numbers in each column will be larger than the total number of people tested.**

Reporting lab	Inconclusive	Negative	Positive	Percent positive	Total
NCH NORTH NAPLES HOSPITAL			2	100%	2
COVID PROCESSING SITE			2	100%	2
MAGNOLIA ADULT, LLC			2	100%	2
BETHESDA HEALTH URGENT CARE			2	100%	2
AGILE URGENT CARE			2	100%	2
MEDICAL CENTER LABORATORY			2	100%	2
COOK HOSPITAL AND CARE CENTER		1	1	50%	2
LOWELL GENERAL HOSPITAL			2	100%	2
CROSSROADS			2	100%	2
MINUTE CLINIC			2	100%	2
STEWARD MELBOURNE HOSPITAL, INC			2	100%	2
PALMETTO FAMILY HEALTH CENTER			2	100%	2
MAIN STREET MEDICAL CENTERS		2			2
PALM BAY COMMUNITY OUTPATIENT CLINIC		2			2
JUPITER MEDICAL CENTER URGENT CENTER			2	100%	2
ADVANCED PEDIATRICS			2	100%	2
SunTerrace Health Care Center		2			2
ADVENTIST HINSDALE HOSPITAL LABORATORY			2	100%	2
STEUBEN COUNTY PUBLIC HEALTH		2			2
VENICE GREEN VILLAGE		2			2
DOTHAN WEST FAMILY MEDICINE		1	1	50%	2
CONSULATE HEALTH CARE		1	1	50%	2
CUMBERLAND MEDICAL CENTER INC		2			2
PROPATH			2	100%	2
LATCHER LABORATORY OF A O FOX MEMORIAL		2			2
MEDEXPRESS URGENT CARE - HUNTINGTON WE		2			2
DELCARE PA			2	100%	2
ADVENT HEALTH MEDICAL GROUP FAMILY MEDICINE			2	100%	2
REMISE OCCUPATIONAL HEALTH SOLUTIONS INC			2	100%	2
MEDEXPRESS URGENT CARE - WEST ST PAUL, ROBERT ST S		2			2
CAREHERE LCS- EUSTIS			2	100%	2
CLEVELAND CLINIC FLORIDA			2	100%	2
ASCENSION ST VINCENT'S RIVERSIDE			2	100%	2
Avanti Wellness and Rehab			2	100%	2
SUNNYSIDE MANOR		2			2
ADVENTHEALTH EAST ORLANDO EMPLOYEE CLINIC		2			2
Okeechobee Health Care Facility		2			2
Magnolia Health and Rehab Center			2	100%	2
GALEN BAYLOR EXTENSION		2			2
HOME ACCESS HEALTH			2	100%	2
Broadview Multi-Care Center		2			2
PLASMA MED RESEARCH DBA		2			2
LAB CORP OF AMER SAN DIEGO			2	100%	2
DRR JMC URGENT CARE DONALD ROSS			2	100%	2
BROOKDALE ORANGE PARK		2			2
SINAI PLAZA NURSING AND REHAB CENTER			2	100%	2
JULIE STAATS DO		2			2

COVID-19: testing by laboratory

Data through Dec 13, 2020 verified as of Dec 14, 2020 at 09:25 AM

Data in this report are provisional and subject to change.

The numbers in the table below represent the number of Florida and non-Florida residents for whom test results were received by the Department of Health. A person can be tested by more than one laboratory and can have both positive and negative results. **Therefore, the sum of the numbers in each column will be larger than the total number of people tested.**

Reporting lab	Inconclusive	Negative	Positive	Percent positive	Total
SUNSHINE PEDIATRICS OF CENTRAL FLORIDA PL			2	100%	2
CEDARS-SINAI MEDICAL CENTER			2	100%	2
FLORIDA MEDICAL CLINIC RADIOLOGY DALE MABRY		2			2
PALOS COMMUNITY HOSPITAL LABORATORY			2	100%	2
CORAL REEF NURSING & REHABILITATION CENTER		2			2
ADVANCED RESEARCH FOR HEALTH IMPROVEMENT		1	1	50%	2
ROCKEFELLER UNIVERSITY CLINICAL GENOMICS LABORATOR		2			2
MD NOW URGENT CARE CENTER INC.			2	100%	2
MARCO ISLAND HOSPITAL INC D/B/A		1	1	50%	2
BRANDYWYNE HEALTH CARE CENTER			2	100%	2
LIFE CARE HOME HEALTH SERVICES LLC			2	100%	2
POMONA VALLEY COMMUNITY HOSPITAL			2	100%	2
Cleveland Clinic Weston			2	100%	2
CERTIVIA LABORATORIES			2	100%	2
URGENT CARE & FAMILY PRACTICE CENTER			2	100%	2
STARR COUNTY MEMORIAL HOSPITAL			2	100%	2
COMMONS AT ORLANDO LUTHERAN TOWERS SNF			2	100%	2
CARESPOT EXPRESS HEALTHCARE			2	100%	2
LILY PHARMACY		2			2
CORNERSTONE MEDICAL CARE OF BRANDON		2			2
SACRED HEART HEALTH SYSTEM, INC			2	100%	2
AFFORDABLE PRIMARY CARE LLC		2			2
INTEGRATED REGIONAL LABS			2	100%	2
TENNESSEE DEPARTMENT OF HEALTH (TDH) - REGIONAL LABORATORY			2	100%	2
MAGNOLIA PEDIATRICS GROUP LLC			2	100%	2
PIEDMONT HOSPITAL LAB			2	100%	2
ORLANDO MEDICAL CENTER PL			2	100%	2
TELEVISIT PALM BAY FAMILY PRACTICE			2	100%	2
RIVERVIEW MEDICAL CLINIC		2			2
LIFE CARE CENTER OF PALM BAY		2			2
MINUTECLINIC DIAGNOSTIC OF OHIO #6192		2			2
SWEETWATER NURSING CENTER		2			2
ATLAS GENOMICS			2	100%	2
GENETIC ASSAYS INC			2	100%	2
SOUTH FLORIDA FAMILY HEALTH & RESEARCH CTR			2	100%	2
COMMONWEALTH OF VIRGINIA DIVISION OF CONSOLIDATED LABORATORY SERVICES			1	100%	1
NEMOURS CHILDREN'S PRIMARY CARE			1	100%	1
CAREWELL JW - WORCESTER LNC			1	100%	1
COVID RAPID LABS			1	100%	1
LOPEZ		1			1
ST.ELIZABETH HEALTH CENTER	1				1
ABBAY MANOR RETIREMENT RESIDENCE INC		1			1
INDIAN RIVER CLINICAL LABORATORY, INC.		1			1
MEDEXPRESS URGENT CARE - SPRINGDALE, S 40TH STREET		1			1
DORAL KIDNEY CENTER			1	100%	1
ST CATHERINE HOSPITAL LABORATORY			1	100%	1
LISTENING DOCTOR PLLC, THE			1	100%	1

COVID-19: testing by laboratory

Data through Dec 13, 2020 verified as of Dec 14, 2020 at 09:25 AM

Data in this report are provisional and subject to change.

The numbers in the table below represent the number of Florida and non-Florida residents for whom test results were received by the Department of Health. A person can be tested by more than one laboratory and can have both positive and negative results. **Therefore, the sum of the numbers in each column will be larger than the total number of people tested.**

Reporting lab	Inconclusive	Negative	Positive	Percent positive	Total
PANCARE HEALTH GULF COUNTY			1	100%	1
INTEGRATED FAMILY MEDICAL CENTER			1	100%	1
HIGHLANDS CLINICAL LABORATORY			1	100%	1
ADVENTHEALTH MEDICAL GROUP ADULT AND SENIOR HEALTH			1	100%	1
MEDCARE QUALITY MEDICAL CENTER LLC			1	100%	1
Village Crest Center for Health & Rehabilitation		1			1
DEACONESS URGENT CARE CENTER			1	100%	1
BAPTIST HEALTH EXPRESS CARE			1	100%	1
BEAUFORT MEMORIAL			1	100%	1
NORTH SHORE HEMATOLOGY-ONCOLOGY ASSOCI		1			1
ADVENT HEALTH - OWASA			1	100%	1
ROAN MOUNTAIN MEDICAL CENTER			1	100%	1
DIGNITY HEALING LLC			1	100%	1
SHARON REGIONAL MEDICAL CENTER			1	100%	1
THE CHILDREN'S HOSPITAL OF PHILADELPHIA		1			1
ARIZA WELLNESS CARE LLC			1	100%	1
CAREMED CLINIC LLC			1	100%	1
PRIME CARE FAMILY MEDICINE			1	100%	1
CALIFORNIA DIVISION OF COMMUNICABLE DISEASE CONTROL			1	100%	1
PEDIATRIC ASSOCIATES - JACKSONVILLE			1	100%	1
SUNCOAST COMMUNITY HEALTH CENTERS INC		1			1
DAVENPORT PEDIATRICS CLERMONT PA		1			1
ASCENSION ST VINCENT'S - WESTSIDE			1	100%	1
TEXAS HEALTH ARLINGTON MEMORIAL		1			1
URGENT CARE OF FORT LAUDERDALE INC			1	100%	1
SOUTHERN WINDS			1	100%	1
MEDEXPRESS URGENT CARE - LINCOLN		1			1
CLAY PRIMARY & FAMILY CARE LLC			1	100%	1
DAYTONA BEACH CENTRA CARE			1	100%	1
BASCOM PALMER EYE INSTITUTE			1	100%	1
LAURELLWOOD NURSING CENTER		1			1
FAMILY MEDICINE AT WINTER PARK			1	100%	1
VILLAGES REHABILITATION AND NURSING CENTER		1			1
Thermopolis Rehabilitation Wellness		1			1
Life Care Center of Estero			1	100%	1
OAKMONT WEST- GREENVILLE SC		1			1
MISSION HOSPITAL			1	100%	1
WESTON COUNTY HEALTH SERVICES			1	100%	1
HAMILTON CHD		1			1
BAPTIST HOSPITAL LABORATORY			1	100%	1
NORTHEAST PEDIATRICS			1	100%	1
MERITER LABORATORIES			1	100%	1
PRIMACARE MEDICAL LAKEWOOD			1	100%	1
Tremont Health & Rehabilitation Center		1			1
CARSON NURSING AND REHABILITATION CENT		1			1
BOONE DRUG & HEALTHCARE AT DEERFIELD			1	100%	1
Garden View Care Center at Dougherty Ferry		1			1

COVID-19: testing by laboratory

Data through Dec 13, 2020 verified as of Dec 14, 2020 at 09:25 AM

Data in this report are provisional and subject to change.

The numbers in the table below represent the number of Florida and non-Florida residents for whom test results were received by the Department of Health. A person can be tested by more than one laboratory and can have both positive and negative results. **Therefore, the sum of the numbers in each column will be larger than the total number of people tested.**

Reporting lab	Inconclusive	Negative	Positive	Percent positive	Total
NATIONAL GENETICS INST LABCORP		1			1
PUBLIX PHARMACY #1114			1	100%	1
MEDEXPRESS URGENT CARE - MT LEBANON		1			1
Luther Acres Manor		1			1
VALLEY HOSPITAL MEDICAL CENTER		1			1
KAISER PERMANENTE REGIONAL REFERENCE LABORATORY		1			1
CAREHERE HUDSON BAY			1	100%	1
WINDSOR MANOR			1	100%	1
ST JOHNS EPISCOPAL HOSPITAL SOUTH SHORE		1			1
PENINSULA REGIONAL MED CTR LAB			1	100%	1
Crowne Place Assisted Living		1			1
COMMUNITY MEDICAL CENTER			1	100%	1
ADVANCED RESEARCH AND DIAGNOSTIC LABORATORY UNIVERSITY OF MINNESOTA			1	100%	1
THOMAS HOSPITAL			1	100%	1
NADAL PEDIATRICS		1			1
ALTA BATES SUMMIT MEDICAL CENTER CLINICAL LAB			1	100%	1
VETERANS AFFAIRS MEDICAL CENTER - EAST ORANGE			1	100%	1
FLORIDA DEPARTMENT OF HEALTH SEMINOLE COUNTY		1			1
MDS PHARMA SERVICES		1			1
DEPARTMENT OF HEALTH/ NEW YORK			1	100%	1
ALLIED PHYSICIANS GROUP		1			1
NEW ERA HEALTH CENTER INC		1			1
WOODLAND TOWERS			1	100%	1
WINCHESTER HOSPITAL			1	100%	1
USC VERDUGO HILLS HOSPITAL			1	100%	1
LUTHERAN HAVEN EXTENDED CONGREGATE CAR		1			1
HOLY FAMILY MEDICAL CENTER		1			1
MED TECH CLINICAL LABORATORY		1			1
FLORIDA STATE UNIVERSITY HEALTH SERVICES			1	100%	1
NORTH CAROLINA STATE LABORATORY OF PUBLIC HEALTH, SPECTRUM LAB NETWORK			1	100%	1
West Bay of Tampa Center			1	100%	1
NORTH SHORE HEMATOLOGY-ONCOLOGY ASSOCIATES		1			1
ARCPOINT LABS OF ALTAMONTE SPRINGS			1	100%	1
MEDEXPRESS URGENT CARE-KATY		1			1
FLORIDA HOSPITAL TRANSPLANT CENTER		1			1
KEY TRAINING CENTER			1	100%	1
MID-FLORIDA PATHOLOGY LLC - MOBILE UNIT # 3			1	100%	1
UNIVERSITY OF NORTH CAROLINA HOSPITALS			1	100%	1
STEWART FLORIDA ALF, INC			1	100%	1
SANTA CLARA VALLEY MEDICAL CENTER			1	100%	1
CATHEDRAL GERONTOLOGY CENTER DBA CATHEDRAL CARES			1	100%	1
HEALTH ALLIANCE			1	100%	1
SMITH NORTHVIEW HOSPITAL LAB			1	100%	1
Lutheran Community at Telford		1			1
CENTRAL TX URGENT CARE			1	100%	1
ORMOND BEACH URGENT CARE			1	100%	1
COMMUNICABLE DISEASE CONTROL/PUBLIC HEALTH EMERGENCY PREPAREDNESS			1	100%	1

COVID-19: testing by laboratory

Data through Dec 13, 2020 verified as of Dec 14, 2020 at 09:25 AM

Data in this report are provisional and subject to change.

The numbers in the table below represent the number of Florida and non-Florida residents for whom test results were received by the Department of Health. A person can be tested by more than one laboratory and can have both positive and negative results. **Therefore, the sum of the numbers in each column will be larger than the total number of people tested.**

Reporting lab	Inconclusive	Negative	Positive	Percent positive	Total
ARDEN COURTS OF SEMINOLE			1	100%	1
MEDEXPRESS - NEW CASTLE, DUPONT HWY		1			1
WINCHESTER MEDICAL CENTER			1	100%	1
JUPITER MEDICAL CENTER URGENT CARE - STUART			1	100%	1
PARK AVENUE DERMATOLOGY NORTH			1	100%	1
HOWELL BRANCH COURT			1	100%	1
NORTHEAST TEXAS DIALYSIS		1			1
COMMUNITY PHYSICIANS OF NORTH PORT PA			1	100%	1
SUMMERFIELD PAIN MANAGEMENT			1	100%	1
BASCOM PALMER-MICRO LAB			1	100%	1
AZALEALAND NURSING HOME		1			1
CELEBRATION FAMILY PHYSICIANS LLC			1	100%	1
TWIN			1	100%	1
LSU MEDICAL CENTER			1	100%	1
Metairie Healthcare Center			1	100%	1
NEW YORK PRESBYTERIAN HOSPITAL			1	100%	1
MEDEXPRESS URGENT CARE-WILKINS TOWNSHIP, WILLIAM PENN HIGHWAY		1			1
FLORIDA FAMILY LABORATORY		1			1
Ramsey Village		1			1
TULANE MEDICAL CENTER			1	100%	1
IRA FIALKO DO			1	100%	1
FAMILY MEDICAL CENTERS			1	100%	1
PARTNERS IN PRIMARY CARE		1			1
OCALA REGIONAL KIDNEY CENTER EAST			1	100%	1
MILFORD REGIONAL HOSPITAL			1	100%	1
ESOTERIC LAB			1	100%	1
TMH PHYSICIAN PARTNERS			1	100%	1
RIVERSIDE METHODIST HOSPITAL LAB			1	100%	1
MIDWAY SPECIALTY CARE CENTER INC		1			1
FAMILY PRACTICE OF DAVIE INC			1	100%	1
JMC TALLAHASSEE, LLC			1	100%	1
VITAS HEALTH INC			1	100%	1
TRAVIS LEE THOMPSON MD			1	100%	1
CHI ST. LUKE'S HEALTH BCM MEDICAL CENTER			1	100%	1
STATE OF FLORIDA			1	100%	1
SPARTANBURG REGIONAL MEDICAL CENTER			1	100%	1
OSF ST JOSEPH MEDICAL CENTER			1	100%	1
MADISON AT OVIEDO			1	100%	1
WIREGRASS MEDICAL CENTER			1	100%	1
CLINCLOUD, LLC			1	100%	1
Integrity Healthcare of Carbondale			1	100%	1
MEMORIAL HERMANN HOSPITAL			1	100%	1
SOUTH FLORIDA URGENT CARE CENTERS, LLC			1	100%	1
CAROMONT HEALTH			1	100%	1
HAWAII DEPARTMENT OF HEALTH LAB			1	100%	1
Avera Sr. James Care Center		1			1
NEMOURS CHILDRENS PRIMARY CARE			1	100%	1

COVID-19: testing by laboratory

Data through Dec 13, 2020 verified as of Dec 14, 2020 at 09:25 AM

Data in this report are provisional and subject to change.

The numbers in the table below represent the number of Florida and non-Florida residents for whom test results were received by the Department of Health. A person can be tested by more than one laboratory and can have both positive and negative results. **Therefore, the sum of the numbers in each column will be larger than the total number of people tested.**

Reporting lab	Inconclusive	Negative	Positive	Percent positive	Total
BIODORON LABORATORIES			1	100%	1
SOUTH FLORIDA BAPTIST HOSPITAL			1	100%	1
UMASS MEMORIAL MEDICAL CENTER, INC		1			1
CROSS POINTE CARE CENTER		1			1
HEALTH PLUS SUNRISE MEDICAL OFFICE			1	100%	1
DOCTORS CARE - GREER		1			1
ADVANCED URGENT CARE OF MARATHON			1	100%	1
PRECISION CLINICAL RESEARCH			1	100%	1
EXPRESS LAB LIVINGSTON			1	100%	1
INTERMOUNTAIN MEDICAL CENTER			1	100%	1
SAINT JOSEPH'S HOSPITAL AND MEDICAL CENTER		1			1
Signature Healthcare of Savannah		1			1
LABORATORIO MEDICO CENTRAL CONDOMINO MD			1	100%	1
ST. LUCIE COUNTY HEALTH DEPARTMENT		1			1
RCP OF MEMORIAL WEST			1	100%	1
ST. LUKE'S HOSPITAL			1	100%	1
ADVENTHEALTH IMAGING LAKE NONA			1	100%	1
WEST VIRGINIA UNIVERSITY HOSPITALS			1	100%	1
NATION'S BEST CARE HOME HEALTH			1	100%	1
MEMORIALCARE LONG BEACH MEDICAL CENTER			1	100%	1
Seal Rock Healthcare		1			1
LIFELINK OF FLORIDA			1	100%	1
CAREHERE LLC			1	100%	1
MORGAN STANELY HEALTH CENTER		1			1
PEDIATRIC ASSOCIATES - DORAL			1	100%	1
INTERNATIONAL MEDICAL LABORATORY INC		1			1
SIMEDHEALTH LLC		1			1
MEDEXPRESS URGENT CARE - FREDERICK		1			1
TREASURE COAST PRIMARY CARE		1			1
PALMA CEIA MED GROUP-SWANN		1			1
TENNOVA HEALTHCARE - CLEVELAND			1	100%	1
WILTON MANORS HEALTH & REHABILITATION CENTER			1	100%	1
ST CLOUD COMPOUNDING PHARMACY & WELLNESS CENTER		1			1
DEL PRADO MEDICAL CENTER, INC		1			1
DIAGNOSTIC & MEDICAL SPECIALISTS OF GREENWICH		1			1
VAULT MEDICAL SERVICES			1	100%	1
KANSAS CITY VA MEDICAL CENTER			1	100%	1
OCALA FAMILY MEDICAL CENTER		1			1
PROVIDENCE ST PETER HOSPITAL		1			1
LAKE COMMUNITY ACTION AGENCY		1			1
ST JOSEPHS HOSPITAL SOUTH HOSPITAL			1	100%	1
PHYSICIANS REGIONAL MEDICAL CTR - COLLIER BLVD			1	100%	1
NORTHSIDE HOSPITAL DULUTH			1	100%	1
HENRICO DOCTOR'S LABORATORY			1	100%	1
IVAN, MAYA			1	100%	1
ICARE		1			1
DASCENA LAB			1	100%	1

COVID-19: testing by laboratory

Data through Dec 13, 2020 verified as of Dec 14, 2020 at 09:25 AM

Data in this report are provisional and subject to change.

The numbers in the table below represent the number of Florida and non-Florida residents for whom test results were received by the Department of Health. A person can be tested by more than one laboratory and can have both positive and negative results. **Therefore, the sum of the numbers in each column will be larger than the total number of people tested.**

Reporting lab	Inconclusive	Negative	Positive	Percent positive	Total
WEST COAST CLINICAL LABS INC			1	100%	1
ROYAL PALM PEDIATRICS			1	100%	1
PALM BEACH COUNTY HEALTH DEPT.			1	100%	1
TAMPA URGENT CARE			1	100%	1
ASHLEY CLINICAL DIAGNOSTIC LABORATORY			1	100%	1
HOUSTON DEPARTMENT OF HEALTH AND HUMAN SERVICES			1	100%	1
AUGUSTA HEALTH CLINICAL LABORATORY			1	100%	1
DUKE UNIVERSITY POINT OF CARE TESTING PROGRAM			1	100%	1
MEDEXPRESS URGENT CARE - BECKLEY CROSS		1			1
Rio Grande City Nursing and Rehab Center			1	100%	1
Brio of Johnston		1			1
MERCY – NORTH IOWA			1	100%	1
NORWALK HOSPITAL			1	100%	1
LEHIGH REGIONAL WOUND CENTER			1	100%	1
METROHEALTH SYSTEM			1	100%	1
BLOOMINGDALE PEDIATRIC ASSOCIATES PA			1	100%	1
MOBILE MEDICAL ASSOCIATES PL			1	100%	1
PEACHEALTH LABORATORIES		1			1
PINNACLE DIALYSIS		1			1
OHIO VALLEY MANOR NURSING &		1			1
ALLEGANY COUNTY DEPARTMENT OF HEALTH		1			1
ARDEN COURTS OF PALM HARBOR			1	100%	1
FLORIDA SCHOOL FOR THE DEAF AND THE BLIND			1	100%	1
MEDEXPRESS URGENT CARE - WEXFORD		1			1
LUMICO LIFE INSURANCE COMPANY		1			1
MEMORIAL HEALTHCARE SYSTEM			1	100%	1
NCHMD, INC SOUTHEAST IMMEDIATE CARE			1	100%	1
SOUTHWEST ORLANDO FAMILY MEDICINE, PL			1	100%	1
QC LABORATORY			1	100%	1
ATRIA TAMARAC			1	100%	1
NORTH MIAMI BEACH SURGICAL CENTER			1	100%	1
CELEBRATION PRIMARY CARE ASSOCIATES LLC		1			1
BERKSHIRE MEDICAL CENTER			1	100%	1
MEDEXPRESS URGENT CARE - ROSS TOWNSHIP		1			1
WALGREENS #10308		1			1
MT CARMEL PHARMACY INC		1			1
LAKE BALDWIN			1	100%	1
METRO HEALTH HOSPITAL LABORATORY		1			1
PATHOLOGYT & LAB MEDICINE SERVICES			1	100%	1
Ash Flat Healthcare and Rehabilitation Center			1	100%	1
SACRED HEART MEDICAL CENTER			1	100%	1
PRIMECARE AT PORT ORANGE			1	100%	1
BAYFRONT HEAL WOUND CARE AND HYPERBARIC CENTER			1	100%	1
MEDONE URGENT CARE			1	100%	1
ST MARY'S OF SAGINAW		1			1
Glen Oaks Health and REhabilitation		1			1
LabCorp L#09258295 M#09258285			1	100%	1

COVID-19: testing by laboratory

Data through Dec 13, 2020 verified as of Dec 14, 2020 at 09:25 AM

Data in this report are provisional and subject to change.

The numbers in the table below represent the number of Florida and non-Florida residents for whom test results were received by the Department of Health. A person can be tested by more than one laboratory and can have both positive and negative results. **Therefore, the sum of the numbers in each column will be larger than the total number of people tested.**

Reporting lab	Inconclusive	Negative	Positive	Percent positive	Total
ManorCare Rehabilitation Center- Decatur		1			1
ADVENTHEALTH PHYSICIAN GROUP – APPLEWOOD			1	100%	1
PELICAN STATE OUTPATIENT CENTER			1	100%	1
GRAND VILLA OF PINELLAS PARK			1	100%	1
FAMILY PRACTICE ASSOCIATES		1			1
ST JOHNS MEDICAL CENTER		1			1
LAKE LURE HEALTH CENTER			1	100%	1
TMH CANCER CENTER LABORATORY			1	100%	1
KINGWOOD EMERGENCY HOSPITAL			1	100%	1
EAST FL CORE LAB			1	100%	1
CITRONELLE HEALTH AND REHABILITATION CENTER		1			1
LINCOLN MEDICAL CENTER		1			1
LONGWOOD PEDIATRICS LLC			1	100%	1
PCR DIAGNOSTICS			1	100%	1
SOUTH LAKE FAMILY HEALTH CENTER			1	100%	1
FRESENIUS SOUTH FORT MYERS		1			1
Mountain View Manor			1	100%	1
CARESPOT URGENT CARE		1			1
CHP COVID-19 (TX)			1	100%	1
ADVENT HEALTH CENTRAL TEXAS		1			1
GREENTREE MEDICAL CENTER			1	100%	1
MIDLAND MEMORIAL HOSPITAL			1	100%	1
CONVENIENT MEDICAL AND HEALTH SERVICES			1	100%	1
GOLDING-GRANADO MEDICAL ASSOCIATES		1			1
MORNINGSIDE NURSING AND REHABILITATION		1			1
SOUTHWEST REGIONAL PCR LABORATORY			1	100%	1
FULGENT GENETICS HOUSTON		1			1
STEWART MEDICAL GROUP INC			1	100%	1
MEMORIAL HOSPITAL - BELLEVILLE			1	100%	1
MEDICAL PAVILION CLINIC			1	100%	1
CLERMONT HEALTH DEPARTMENT			1	100%	1
COMMUNITY			1	100%	1
ILLINOIS DEPT OF PUBLIC HEALTH LABS			1	100%	1
ADVENTHEALTH MEDICAL GROUP COMMUNITY MEDICINE			1	100%	1
FLORHAM PARK ENDOSCOPY CENTER		1			1
ROYAL OAK MEDICAL CENTER LLC DBA CHARACTER FAMILY			1	100%	1
HACKENSACK UNIVERSITY MEDICAL CENTER		1			1
JOSHUA E CHESIR MD		1			1
MINUTE CLINIC DIAGNOSTICS OF IN, LLC #6252		1			1
DE TAR HOSPITAL			1	100%	1
NORTH RIVER FAMILY HEALTH CENTER			1	100%	1
DISCOVERY AT HOME, LLC			1	100%	1
OMNI HEALTHCARE INC			1	100%	1
NORTH BROWARD MEDICAL CENTER			1	100%	1
WillowBrooke Court at Westminster Village		1			1
COMPASSION PEDIATRIC URGENT CARE LLC			1	100%	1
FAIRVIEW SOUTHDALE			1	100%	1

COVID-19: testing by laboratory

Data through Dec 13, 2020 verified as of Dec 14, 2020 at 09:25 AM

Data in this report are provisional and subject to change.

The numbers in the table below represent the number of Florida and non-Florida residents for whom test results were received by the Department of Health. A person can be tested by more than one laboratory and can have both positive and negative results. **Therefore, the sum of the numbers in each column will be larger than the total number of people tested.**

Reporting lab	Inconclusive	Negative	Positive	Percent positive	Total
BRIGHAM AND WOMEN'S HOSPITAL			1	100%	1
Chateau Living Center			1	100%	1
BROOKS REHAB			1	100%	1
COMPASSION PEDIATRICS			1	100%	1
YOUR KIDS URGENT CARE			1	100%	1
BIOMAT USA			1	100%	1
CVA MINUTE CLINIC DIAGNOSTIC OF VIRGINIA, LLC		1			1
CARE CENTERS OF NASSAU, LLC - HENDRICKS RD		1			1
THYROID SPECIALTY LABORATORY			1	100%	1
SOUTHERN LABORATORY SERVICES OF NWF		1			1
HAYS CLINICAL LAB			1	100%	1
VA PRIMARY CARE ANNEX			1	100%	1
HARRIS URGENT CARE CENTER			1	100%	1
CLERMONT PEDIATRICS, PA			1	100%	1
MIAMI CHILDRENS HOSPITAL MIDTOWN OUTPATIENT CENTER			1	100%	1
IZ MEDICAL		1			1
MINNESOTA DEPARTMENT OF HEALTH LABORATORY			1	100%	1
Lab MSMC Hialeah			1	100%	1
UMASS MEMORIAL/MARLBORO HOSPITAL			1	100%	1
CARENOW URGENT CARE – SPRING			1	100%	1
MEDEXPRESS URGENT CARE - JEANNETTE		1			1
BAPTIST HEALTH SURGERY CENTER			1	100%	1
MEDEXPRESS URGENT CARE-ARLINGTON		1			1
BAYCARE MEDICAL GROUP, INC		1			1
UNIVERSITY URGENT CARE			1	100%	1
PROGRESSIVE MEDICAL LAB LLC			1	100%	1
Masonic Medical Research Institute			1	100%	1
BAPTIST HOSPITAL EMPLOYEE HEALTH OFF			1	100%	1
MEDICAL ASSOCIATES OF BREVARD LLC		1			1
Community Care Center of Heritage House, LLC			1	100%	1
CFHC - FROSTPROOF			1	100%	1
Rehab Select of Talladega		1			1
MEDEXPRESS - WILMINGTON KIRKWOOD HIGHWAY		1			1
COLONIAL MEDICAL CENTER-EAST ORLANDO			1	100%	1
POPLAR HEALTHCARE			1	100%	1
MEMORIAL HOSPITAL OF TAMPA			1	100%	1
LAKELAND MEDICAL CENTER			1	100%	1
SPECTRUM LABORATORY			1	100%	1
Broomall Manor		1			1
ALL CARE URGENT CARE			1	100%	1
PALM COAST DRAW STATION/AMERICAN HEALTH ASSOCIATES		1			1
MID-FLORIDA CANCER CENTERS		1			1
MEDEXPRESS URGENT CARE - LOGAN		1			1
CONTINENTAL HOME HEALTH CARE INC			1	100%	1
Alden North Shore			1	100%	1
TENNOVA ER - SANGO			1	100%	1
HEALGEN SCIENTIFIC			1	100%	1

COVID-19: testing by laboratory

Data through Dec 13, 2020 verified as of Dec 14, 2020 at 09:25 AM

Data in this report are provisional and subject to change.

The numbers in the table below represent the number of Florida and non-Florida residents for whom test results were received by the Department of Health. A person can be tested by more than one laboratory and can have both positive and negative results. **Therefore, the sum of the numbers in each column will be larger than the total number of people tested.**

Reporting lab	Inconclusive	Negative	Positive	Percent positive	Total
JOHN D. ARCHBOLD MEMORIAL HOSPITAL			1	100%	1
FLORIDA MEDICAL ASSOCIATES LLC			1	100%	1
GUIDEWELL EMERGENCY MEDICINE DOCTORS LLC #33			1	100%	1
MEDEXPRESS URGENT CARE GREENSBURG		1			1
Alden Lincoln Park			1	100%	1
UMHC HOLLYWOOD LABORATORY			1	100%	1
ALLIANCE LABORATORY SERVICES			1	100%	1
CENTRAL FLORIDA HOSPITALIST			1	100%	1
LAKE CONWAY URGENT CARE LLC		1			1
NORTHERN KENTUCKY HEALTH DEPARTMENT			1	100%	1
INHEALTH LIFE SCIENCES LLC			1	100%	1
ELITE CARE			1	100%	1
Peninsula Nursing and Rehabilitation Center		1			1
RIVERSIDE COUNTY PUBLIC HEALTH LABORATORY			1	100%	1
WINTER GARDEN CHILDREN'S HEALTH CENTERS			1	100%	1
BRANDON REGIONAL EMERGENCY CTR			1	100%	1
SCRIPPS CLINIC MEDICAL			1	100%	1
CARESPOT EXPRESS HEALTHCARE BOYNTON BEACH			1	100%	1
BOND COUNTY HEALTH DEPARTMENT			1	100%	1
LABONE		1			1
VIRGINIA UROLOGY		1			1
MEDEXPRESS URGENT CARE-MT PLEASANT			1	100%	1
HEARTLAND REGIONAL MEDICAL CENTER		1			1
MEA PRIMARY CARE PLUS BYRAM			1	100%	1
WAKULLA COUNTY HEALTH DEPARTMENT		1			1
BODYK			1	100%	1
WHITE-WILSON MEDICAL CENTER - FORT WALTON BEACH			1	100%	1
FLAGLER COUNTY BOARD OF COUNTY COMMISSIONERS			1	100%	1
CRUSADER COMMUNITY HEALTH			1	100%	1
DIXITKUMAR N MODI MD PA			1	100%	1
15 TO KNOW			1	100%	1
BAPTIST HEALTH LEXINGTON			1	100%	1
HUDSON REGIONAL HOSPITAL			1	100%	1
METHODIST MANSFIELD MEDICAL CENTER			1	100%	1
ST VINCENT'S AMBULATORY CARE INC			1	100%	1
BOSTON MEDICAL CENTER			1	100%	1
MEDEXPRESS URGENT CARE - RICHMOND, W BROAD ST		1			1
LEGACY AT HIGHWOODS PRESERVE		1			1
CARENOW URGENT CARE-WEST END		1			1
ASSOCIATED MD			1	100%	1
NHLS		1			1
SUPERKIDS PEDIATRICS			1	100%	1
MAYO CLINIC OUTPATIENT DIALYSIS CENTER			1	100%	1
Avante at Orlando		1			1
Rosedale Green		1			1
OAK HAVEN REHAB AND NURSING CENTER			1	100%	1
AVALON FAMILY RESORT ASSISTED LIVING LLC		1			1

COVID-19: testing by laboratory

Data through Dec 13, 2020 verified as of Dec 14, 2020 at 09:25 AM

Data in this report are provisional and subject to change.

The numbers in the table below represent the number of Florida and non-Florida residents for whom test results were received by the Department of Health. A person can be tested by more than one laboratory and can have both positive and negative results. **Therefore, the sum of the numbers in each column will be larger than the total number of people tested.**

Reporting lab	Inconclusive	Negative	Positive	Percent positive	Total
ONPOINT URGENT CARE			1	100%	1
SYNERGENE LABORATORY			1	100%	1
STANLY REGIONAL MEDICAL CENTER			1	100%	1
CONSULATE HEALTH CARE OF VERO BEACH			1	100%	1
CAH ACQUISITION COMPANY 11 LLC			1	100%	1
ORANGE PARK PEDIATRICS			1	100%	1
BUFFALO VAMC			1	100%	1
DONALSONVILLE HOSPITAL			1	100%	1
FLORIDA DEPARTMENT OF HEALTH PALM BEACH COUNTY			1	100%	1
WALKIN MEDICAL URGENT CARE,NEW CITY			1	100%	1
ADVENT HEALTH MEDICAL GROUP- FAMILY MEDICINE AT DR. PHILIPS			1	100%	1
NEW ERA COMMUNITY HEALTH CENTER LLC		1			1
RAMBAM URGENT CARE			1	100%	1
PRIMEX CLINICAL LABORATORIES INC			1	100%	1
STANFORD HEALTH CARE ANATOMIC PATHOLOGY & CLINICAL LAB			1	100%	1
MEDEXPRESS URGENT CARE - ANDERSON		1			1
MEDEXPRESS URGENT CARE - GLENDALE		1			1
NIBHA MEDIRATTA MD PL			1	100%	1
COSTCO PHARMACY #1023			1	100%	1
MOUNT SINAI COMPREHENSIVE CANCER CENTER			1	100%	1
DOCTORS MEMORIAL HOSP HOME HEALTH CARE		1			1
HARLEM HOSPITAL CENTER		1			1
MCH PHYSICIANS GROUP			1	100%	1
CSL PLASMA LAB			1	100%	1
Henry County Health and Rehabilitation		1			1
PRACTITIONERS IN MOTION			1	100%	1
CARENOW URGENT CARE - CENTRAL AUSTIN			1	100%	1
NAPHCARE INC		1			1
Valley Center (WV)			1	100%	1
WELLCARE URGENT CARE			1	100%	1
SELF REGIONAL HEALTHCARE			1	100%	1
SARASOTA MEMORIAL HOSPITAL		1			1
Douglas County Health Center		1			1
FIT4LIFE MEDICAL CENTER			1	100%	1
MEDEXPRESS URGENT CARE - MIDLOTHIAN		1			1
PALMS OF FT MYERS,THE			1	100%	1
INFECTION CONTROL DEPT			1	100%	1
UNIV OF NORTH ALABAMA HEALTH CENTER		1			1
WALGREENS #06025		1			1
HEALTHCARE FOR THE HOMELESS			1	100%	1
GRAND VIEW HOSPITAL			1	100%	1
UNIVERSITY OF IOWA HOSPITALS & CLINICS			1	100%	1
LAKE REGIONAL HEALTH			1	100%	1
CITY OF NEW YORK DEPARTMENT OF HEALTH			1	100%	1
MAYO CLINICAL LABORATORIES		1			1
APOPKA FAMILY HEALTH CENTER			1	100%	1
NEMOURS CHILDRENS PRIMARY CARE CLERMONT			1	100%	1

COVID-19: testing by laboratory

Data through Dec 13, 2020 verified as of Dec 14, 2020 at 09:25 AM

Data in this report are provisional and subject to change.

The numbers in the table below represent the number of Florida and non-Florida residents for whom test results were received by the Department of Health. A person can be tested by more than one laboratory and can have both positive and negative results. **Therefore, the sum of the numbers in each column will be larger than the total number of people tested.**

Reporting lab	Inconclusive	Negative	Positive	Percent positive	Total
THE MEDICAL CENTER AT BOWLING GREEN			1	100%	1
LITTLE COMPANY OF MARY HOSPITAL			1	100%	1
STEINHATCHEE DRUGS			1	100%	1
FRASER MEMORIAL HOSPITAL			1	100%	1
EAST END PEDIATRICS		1			1
ST GERARD'S COMMUNITY OF CARE		1			1
UF HEALTH THE VILLAGES			1	100%	1
WALGREENS #01398			1	100%	1
VIRTUA WEST JERSEY HOSPITAL		1			1
BIOLOGICAL AND CHEMICAL EMERGENCIES LABORATORY			1	100%	1
EXPRESS CARE OF THE SHOALS		1			1
TAYLOR MANOR		1			1
AFTER HOURS PEDS			1	100%	1
ADVENTHEALTH CENTRA CARE WINTER HAVEN			1	100%	1
Niles Nursing and Rehab. Center		1			1
MED EXPRESS URGENT CARE PC - MARYLAND		1			1
MIDDLEBURG PEDIATRICS			1	100%	1
DUKE HEALTH REGIONAL HOSPITAL			1	100%	1
FLAGLER PROFESSIONAL HEALTH CARE SERVICES INC		1			1
PHYSICIANS PREMIER			1	100%	1
BEAUMONT REFERENCE LABORATORY			1	100%	1
ANDREWS INSTITUTE AMBULATORY SURGERY CENTER		1			1
EXPEDIAN URGENT CARE			1	100%	1
HARDEE COUNTY FIRE RESCUE		1			1
CHESAPEAKE REGIONAL MEDICAL CENTER			1	100%	1
JOSEPH SCHENKER MD PC		1			1
EAST COAST INSTITUTE FOR RESEARCH LLC			1	100%	1
ADVANCE MD CARE			1	100%	1
OMAHA VA MEDICAL CENTER			1	100%	1
Heartland of Perrysburg		1			1
TANGLEWOOD MANOR		1			1
HEALTHQUEST, INC			1	100%	1
CFCH - FROSTPROOF			1	100%	1
RIVERSIDE MEDICAL CENTER		1			1
ADVENTHEALTH MEDICAL GROUP FAMILY MEDICINE AT RDV		1			1
SOUTHWOOD NURSING & RETIREMENT CENTER		1			1
PROGENESIS INC			1	100%	1
SOUTHERN SPRINGS HEALTH CARE		1			1
BLOOD SYSTEMS LABORATORIES			1	100%	1
DOCTORS CARE OF PALM COAST			1	100%	1
LEELANAU OPCO, LLC		1			1
ACCURATE HEALTH SERVICES CORP			1	100%	1
ADVENTHEALTH MEDICAL GROUP FAMILY AND INTERNAL			1	100%	1
FAIRFIELD MEDICAL CENTER			1	100%	1
MERCYONE DES MOINES MEDICAL CENTER			1	100%	1
ALTAMONTE MD			1	100%	1
FALKVILLE HEALTHCARE		1			1

COVID-19: testing by laboratory

Data through Dec 13, 2020 verified as of Dec 14, 2020 at 09:25 AM

Data in this report are provisional and subject to change.

The numbers in the table below represent the number of Florida and non-Florida residents for whom test results were received by the Department of Health. A person can be tested by more than one laboratory and can have both positive and negative results. **Therefore, the sum of the numbers in each column will be larger than the total number of people tested.**

Reporting lab	Inconclusive	Negative	Positive	Percent positive	Total
Harbert Hills Academy Nursing Home		1			1
Manassas Health & Rehab			1	100%	1
ADULT MEDICINE OF LAKE COUNTY INC			1	100%	1
MOORE CLINICAL RESEARCH INC			1	100%	1
SHAH			1	100%	1
Imperial Healthcare Centre			1	100%	1
HELEN HAYES HOSPITAL LABORATORY		1			1
WESTWOOD NURSING & REHAB		1			1
LOUISIANA STATE LAB			1	100%	1
ALPHA 1 ANTITRYPSIN RESEARCH PROGRAM			1	100%	1
SONNI'S PEDIATRICS			1	100%	1
CELEBRATION HOSPITAL			1	100%	1
HEALTHPARK MEDICAL CTR NURSING SVC		1			1
ADVENTHEALTH HOSPICE CARE CENTRAL FLORIDA		1			1
COBLESKILL REGIONAL HOSPITAL		1			1
FLORIDA DIGESTIVE AND LIVER SPECIALISTS			1	100%	1
Central Park Healthcare & Rehabilitation Center		1			1
ATHENA PLASTIC SURGERY		1			1
MARINA DEL REY HOSPITAL LAB			1	100%	1
LABORATORIO BUENA SALUD			1	100%	1
MID FLORIDA BIOLOGICALS			1	100%	1
SAN JOSE CLINIC		1			1
SUMMIT LABORATORY			1	100%	1
KANA MEDICAL			1	100%	1
CORNERSTONE OF RECOVERY INC		1			1
GENEXPERT			1	100%	1
WHITE WILSON MEDICAL CENTER NEPHROLOGY			1	100%	1
ORLANDO CLINICAL RESEARCH CENTER		1			1
HEALTH AND WELLNESS CENTER			1	100%	1
NEMOURS CHILDREN'S PRIMARY CARE, ST CLOUD			1	100%	1
Garden Isle Healthcare and Rehabilitation Center		1			1
HCL LABORATORIES			1	100%	1
INTERNAL MEDICINE & PEDIATRICS OF TAMPA BAY PA			1	100%	1
ISLANDS ASSISTED LIVING FACILITY,THE			1	100%	1
BROOKSHIRE, THE			1	100%	1
441 URGENT CARE CENTER - BROWNWOOD			1	100%	1
ORLANDO FAMILY PHYSICIANS			1	100%	1
JS HEALTHCARE			1	100%	1
AMD			1	100%	1
ST. MARY'S HOSPITAL			1	100%	1
Community Compassion Center of Batesville			1	100%	1
FALMOUTH BY THE SEA			1	100%	1
MINIUTECLINIC DIAG OF IND, LLC #6553		1			1
A.G. Rhodes		1			1
ALLEGHENY GENERAL HOSPITAL			1	100%	1
ENZO LABS INC			1	100%	1
MEMORIAL HEALTH UNIVERSITY MEDICAL CENTER			1	100%	1

COVID-19: testing by laboratory

Data through Dec 13, 2020 verified as of Dec 14, 2020 at 09:25 AM

Data in this report are provisional and subject to change.

The numbers in the table below represent the number of Florida and non-Florida residents for whom test results were received by the Department of Health. A person can be tested by more than one laboratory and can have both positive and negative results. **Therefore, the sum of the numbers in each column will be larger than the total number of people tested.**

Reporting lab	Inconclusive	Negative	Positive	Percent positive	Total
CQUENTIA NGS, LLC			1	100%	1
DOCTORS HOSPITAL OF LAREDO			1	100%	1
MOUNT SINAI MEDICAL CENTER AVENTURA ER			1	100%	1
SPINE & PAIN CONSULTANT PLLC		1			1
USCG SECTOR ST PETE		1			1
KEY WEST HMA PHYSICIAN MANAGEMENT, LLC			1	100%	1
FHPG_EXP CARE W HILLSBOROUGH			1	100%	1
Hampton Court Nursing and Rehabilitation Center			1	100%	1
HEART HOSPITAL OF LAFAYETTE: EMERGENCY ROOM			1	100%	1
TENNESSEE VALLEY HCS			1	100%	1
SHELBYVILLE HOSPITAL COMPANY		1			1
HABANA HEALTH CARE CENTER			1	100%	1
Caldwell Care		1			1
DEPARTMENT OF HEALTH AND ENVIRONMENTAL CONTROL			1	100%	1
Portsmouth Health and Rehab			1	100%	1
LEXINGTON PLACE SENIOR LIVING COMMUNITY		1			1
TAMPA GENERAL MEDICAL GROUP LABORATORY HEALTHPARK			1	100%	1
CLAYMED OF NORTH FLORIDA			1	100%	1
THE INTERNAL MEDICAL GROUP		1			1
CEPERO PEDIATRICS PA			1	100%	1
ACCESS FAMILY CARE LLC			1	100%	1
MEDEXPRESS URGENT CARE-CHIPPEWA		1			1
FLORIDA HOSPITAL LAB			1	100%	1
WESTOX LABS		1			1
Mill Valley Care Center		1			1
Chestnut Ridge Nursing & Rehab		1			1
ACCESS LABORATORIES LLC			1	100%	1
USF PHYSICIANS GROUP			1	100%	1
MINUTECLINIC DIAGNOSTIC OF MICHIGAN		1			1
THEDACARE FAMILY MEDICINE GATEWAY			1	100%	1
ADVANCED MEDICAL LABORATORIES (AML)			1	100%	1
EXPRESS CARE OF TAMPA BAY LLC		1			1
QUALITY LAB			1	100%	1
Sears Coastal Nursing and Rehab		1			1
FAITH FAMILY PRACTICE			1	100%	1
Florida Baptist Retirement Center		1			1
MEDEXPRESS URGENT CARE - FORT WORTH S		1			1
PRISMA HEALTH TUOMEY LABORATORY			1	100%	1
POUDRE VALLEY HOSPITAL			1	100%	1
MED CHOICE CENTER OF NORTH MIAMI			1	100%	1
Southwest Louisiana Veterans Home			1	100%	1
SOUTHEAST MISSOURI HOSPITAL		1			1
ANY LAB TEST FAST CORP			1	100%	1
TERRELL URGENT CARE			1	100%	1
GATEWAY LABORATORIES		1			1
ST LUKES SURGICAL AT THE VILLAGES INC			1	100%	1
RHODE ISLAND DEPARTMENT OF HEALTH			1	100%	1

COVID-19: testing by laboratory

Data through Dec 13, 2020 verified as of Dec 14, 2020 at 09:25 AM

Data in this report are provisional and subject to change.

The numbers in the table below represent the number of Florida and non-Florida residents for whom test results were received by the Department of Health. A person can be tested by more than one laboratory and can have both positive and negative results. **Therefore, the sum of the numbers in each column will be larger than the total number of people tested.**

Reporting lab	Inconclusive	Negative	Positive	Percent positive	Total
HERNANDO CHILDREN'S			1	100%	1
FRESENIUS MEDICAL CARE			1	100%	1
UPSON REGIONAL MEDICAL CENTER			1	100%	1
MEDEXPRESS URGENT CARE PORT HURON		1			1
MEDICAL CLINIC OF HOUSTON			1	100%	1
NFRC CLINICAL LAB			1	100%	1
Manorcare Health Services West Reading North		1			1
BAPTIST EMERGENCY HOSPITAL KELLY			1	100%	1
BRONSON METHODIST HOSPITAL			1	100%	1
MINUTECLINIC DIAGNOSTIC OF VIRGINIA		1			1
HAMILTON CI MAIN UNIT ANNEX/ WORK CAMP			1	100%	1
BLUFFTON HEALTH CENTER			1	100%	1
ST. LUKES HOSPITAL			1	100%	1
UNIVERSITY OF MARYLAND PATHOLOGY ASSOCIATES			1	100%	1
GWINNETT MEDICAL CENTER			1	100%	1
NASSAU COUNTY HEALTH DEPARTMENT-FERNANDINA BEACH C		1			1
MID FLORIDA COMMUNITY SERVICES			1	100%	1
LIFE CARE CENTER OF HILTON HEAD		1			1
MEDEXPRESS URGENT CARE - SOUTH CHARLESTON		1			1
Heritage Health of Peru			1	100%	1
BAPTIST HOSPITAL EAST			1	100%	1
ALLIED PEDIATRICS & FAMILY MEDICINE			1	100%	1
MEDTOWN PHARMACY			1	100%	1
HAWKEYE CARE CENTER DUBUQUE		1			1
VILLAGES HEALTH SYSTEM, LLC, THE			1	100%	1
DIVERSICARE OF BIG SPRINGS		1			1
SWEDISH COVENANT HOSPITAL			1	100%	1
HIBISCUS COURT			1	100%	1
UHEALTH CORAL SPRINGS			1	100%	1
MARION COUNTY HEALTH DEPARTMENT			1	100%	1
FLEMING ISLAND CENTER FOR CLINICAL RESEARCH		1			1
The Evangelical Lutheran Good Samaritan Society Prescott Village		1			1
REEVES COUNTY HOSPITAL DISTRICT			1	100%	1
EH FARGO HOSPITAL LABORATORY			1	100%	1
LEHIGH MEDICAL AND RESEARCH CENTER, INC			1	100%	1
YUMA REGIONAL MEDICAL CENTER			1	100%	1
JAX FAMILY CARE		1			1
ALABAMA REFERENCE LAB			1	100%	1
Cornerstone at the Ranch		1			1
Consulate Health Care of Tallahassee			1	100%	1
ORCHID TERRACE		1			1
WALGREENS #5130			1	100%	1
LITTLE FALLS HOSPITAL LABORATORY		1			1
SUN CLINICAL LABORATORIES			1	100%	1
The Pines at Poughkeepsie Center for Nursing and Rehabilitation		1			1
EAST RIDGE RETIREMENT VILLAGE INC		1			1
VETERANS AFFAIRS MEDICAL CENTER - GREATER LOS ANGELES			1	100%	1

COVID-19: testing by laboratory

Data through Dec 13, 2020 verified as of Dec 14, 2020 at 09:25 AM

Data in this report are provisional and subject to change.

The numbers in the table below represent the number of Florida and non-Florida residents for whom test results were received by the Department of Health. A person can be tested by more than one laboratory and can have both positive and negative results. **Therefore, the sum of the numbers in each column will be larger than the total number of people tested.**

Reporting lab	Inconclusive	Negative	Positive	Percent positive	Total
BEAUMONT HOSPITAL			1	100%	1
MD NOW URGENT CARE MEDICAL CENTERS INC			1	100%	1
EASTERN FLORIDA STATE COLLEGE - PALM BAY CAMPUS□			1	100%	1
BROOKSVILLE REGIONAL HOSPITAL			1	100%	1
MED FUSION			1	100%	1
ADVANCE HEALTH AND WELLNESS SOLUTIONS			1	100%	1
MEDEXPRESS URGENT CARE - ELM GROVE		1			1
MD NOW URGENT CARE			1	100%	1
MADISON FACILITY INC			1	100%	1
BAYOU URGENT CARE			1	100%	1
PALM BEACH DIABETES AND ENDOCRINE SPECIALISTS, PA			1	100%	1
Conway Lakes Health and Rehabilitation Center		1			1
BAYCARE OUTREACH LAB			1	100%	1
WARE EXPRESS CARE			1	100%	1
GOOD SAMARITAN HOSPITAL			1	100%	1
GIFFORD MEMORIAL HOSPITAL		1			1
AVON PARK CLUSTER		1			1
CYPRESS VILLAGE REHAB CENTER		1			1
UNIVERSITY OF BALTIMORE WASHINGTON MEDICAL CENTER			1	100%	1
PARRISH MEDICAL GROUP			1	100%	1
PROVIDENCE PORTLAND MEDICAL CENTER		1			1
UHS BINGHAMTON GENERAL			1	100%	1
COVID TESTING LLC			1	100%	1
SOUTH DADE NURSING & REHABILITATION CENTER□			1	100%	1
DR PHILLIPS MEDICAL WELLNESS CENTER		1			1
ER NEAR ME HULEN		1			1
Washington County Nursing H0me			1	100%	1
NORTH FLORIDA MEDICAL CENTERS INC		1			1
Signature Healthcare of Georgetown		1			1
Kroger - KR003400316			1	100%	1
WELLINGTON WEST 100176			1	100%	1
SUN CITY DIAGNOSTIC CENTER			1	100%	1
CULVER CITY URGENT CARE			1	100%	1
GRACE HEALTHCARE OF LAKE WALES		1			1
ACCESS HEALTH CARE PHYSICIANS			1	100%	1
CHATSWORTH ASSISTED LIVING COMMUNITY AT PGA NATIONAL			1	100%	1
NORTH SHORE HEMATOLOGY-ONCOLOGY ASSOCIATES PC		1			1
CHIEFLAND MEDICAL CENTER			1	100%	1
WILMINGTON NURSING AND REHAB			1	100%	1
HSRE-ASL CASSELBERRY TRS, LLC			1	100%	1
PARK AVENUE PEDIATRICS PC		1			1
Princeton Place			1	100%	1
AFFINITY URGENT CARE			1	100%	1
MEDEXPRESS URGENT CARE- FORT WORTH N T		1			1
BL DIAGNOSTICS LLC			1	100%	1
BOULDER COMMUNITY HOSPITAL			1	100%	1
Good Samaritan Society - Albion		1			1

COVID-19: testing by laboratory

Data through Dec 13, 2020 verified as of Dec 14, 2020 at 09:25 AM

Data in this report are provisional and subject to change.

The numbers in the table below represent the number of Florida and non-Florida residents for whom test results were received by the Department of Health. A person can be tested by more than one laboratory and can have both positive and negative results. **Therefore, the sum of the numbers in each column will be larger than the total number of people tested.**

Reporting lab	Inconclusive	Negative	Positive	Percent positive	Total
MIDDLE TENN MENTAL HEALTH INSTITUTE		1			1
LEHIGH PULMONARY ASSOCIATES			1	100%	1
American Fork Care Center dba Heritage Care Center		1			1
Parkside Manor		1			1
ST. MARY MEDICAL CENTER		1			1
TREASURE COAST MEDICAL CONCIERGE LLC			1	100%	1
CARESOUTH HHA HOLDINGS OF THE TREASURE COAST LLC			1	100%	1
WALKONCLINIC			1	100%	1
HUNEYCUTT FAMILY PRACTICE			1	100%	1
SYNAPSE ANALYTICAL LABS		1			1
DEVITA		1			1
SURGERY CENTER, THE			1	100%	1
ALL PRO ORTHOPEDICS & SPORTS MEDICINE, PA			1	100%	1
LAKESIDE MEDICAL CENTER		1			1
JACKSON MADISON CO. GEN. HOSPITAL			1	100%	1
EXACCARE KINGSTON, LLC			1	100%	1
ST. MICHAEL'S ELITE HOSPITAL			1	100%	1
INSPIRE HEALTHCARE CENTER			1	100%	1
ALPHA CLINICAL LABORATORY CORP.			1	100%	1
TITUSVILLE REHABILITATION AND NURSING CENTER		1			1
Shoreline Care Center			1	100%	1
BAYFRONT HEALTH - CONVENIENT CARE NORTHEAST			1	100%	1
TRUMAN MEDICAL CENTER - HOSPITAL HILL			1	100%	1
LIFESPAN HEALTH - SELMER		1			1
CORDOVA FAMILY PRACTICE			1	100%	1
HALIFAX HEALTH PRIMARY CARE			1	100%	1
MEDEXPRESS URGENT CARE - WHEELING		1			1
MEDEXPRESS URGENT CARE - BECKLEY		1			1
MAYO CLINIC BEACHES PRIMARY CARE CTR		1			1
MANSFIELD MEDICAL LODGE			1	100%	1
LAWRENCE GENERAL HOSPITAL			1	100%	1
SOLARIS HEALTHCARE PLANT CITY		1			1
HARBOR BEACH NURSING AND REHABILITATION CENTER			1	100%	1
SACRED HEART HEALTH SYSTEM- MIDWIFE PROGRAM			1	100%	1
VANAJA SUREDDI MD PA			1	100%	1
THE HEART HOSPITAL BAYLOR PLANO			1	100%	1
NEVADA DEPARTMENT OF HEALTH AND HUMAN SERVICES			1	100%	1
SIGNATURE CARE MEMORIAL CITY			1	100%	1
REGIONAL MEDICAL LABORATORY			1	100%	1
SANTA MONICA CA-UCLA MC			1	100%	1
Elm Crest Senior Living Community		1			1
HOUSTON METHODIST HOSPITAL			1	100%	1
CHILDRENS SPECIALIST PEDIATRIC PULMMOLOGY &			1	100%	1
STONECREST MEDICAL CENTER		1			1
Sanford Health & Rehabilitation			1	100%	1
ADVENTHEALTH CENTRA CARE PONCIANA			1	100%	1
INTERNAL MEDICINE GROUP OF CENTRAL FLORIDA			1	100%	1

COVID-19: testing by laboratory

Data through Dec 13, 2020 verified as of Dec 14, 2020 at 09:25 AM

Data in this report are provisional and subject to change.

The numbers in the table below represent the number of Florida and non-Florida residents for whom test results were received by the Department of Health. A person can be tested by more than one laboratory and can have both positive and negative results. **Therefore, the sum of the numbers in each column will be larger than the total number of people tested.**

Reporting lab	Inconclusive	Negative	Positive	Percent positive	Total
COLONIAL VILLA GOOD SAMARITAN CENTER		1			1
EDGAR PRICE FAMILY & CHILDREN HEALTHCARE CENTER			1	100%	1
HILTON HEAD HOSPITAL/INPATIENT			1	100%	1
VA OPTOMETRY CLINIC			1	100%	1
BAYCARE OUTREACH LAB WH SOUTH			1	100%	1
CACERES SPECIALIZED GYNECOLOGY		1			1
Carington Park			1	100%	1
MEDEXPRESS URGENT CARE - WEIRTON		1			1
EASTSIDE MEDICAL CLINIC		1			1
ST. JOHN HOSPITAL & MEDICAL CENTER			1	100%	1
MEDICAL CITY NORTH HILLS			1	100%	1
PORT ORANGE NURSING & REHAB			1	100%	1
BROOKS -TLC HOSPITAL SYSTEM			1	100%	1
HEALTH CARE SERVICES LC			1	100%	1
ACCESS MEDICAL GROUP OF TAMPA INC			1	100%	1
FLORIDA DEPARTMENT OF HEALTH IN LEE COUNTY			1	100%	1
EXCEL URGENT CARE OF NJ			1	100%	1
COOPER CLINIC			1	100%	1
BIOMAT ORLANDO		1			1
SKY RIDGE MEDICAL CENTER - MICRO			1	100%	1
LRGHEALTHCARE		1			1
GENESIS MICROBIOLOGY LAB		1			1
Dulles Health and Rehab Center		1			1
EASTMAN HEALTHCARE & REHAB		1			1
CLINICAL LABORATORY		1			1
SAINT JOSEPHS HOSPITAL OF ATLANTA			1	100%	1
COVENANT HEALTH		1			1
BOLLES SCHOOL, THE			1	100%	1
NDX-CORE LAB			1	100%	1
NORTHCREST MEDICAL CENTER			1	100%	1
HERNANDO COUNTY HEALTH DEPT			1	100%	1
SHAMRA MEDICAL LABORATORY			1	100%	1
FIU HEALTH CARE CENTER			1	100%	1
AFFILIATED LABORATORIES INC			1	100%	1
PROGRESS PHARMACY INC			1	100%	1
SOUTHWEST FLORIDA DIVISION LAB			1	100%	1
ORMC-ARDEN/EOI			1	100%	1
MEDICAL ASSOCIATES OF PINELLAS - LAB			1	100%	1
MARYLAND DEPARTMENT OF HEALTH AND MENTAL HYGIENE-LABORATORIES			1	100%	1
Bayou Vista Community Care Center			1	100%	1
UNIVERISTY OF MIAMI			1	100%	1
San Antonio Residence and Rehabilitation Center		1			1
PROGRESSIVE MEDICAL RESEARCH			1	100%	1
STUART SURGERY CENTER, LLC			1	100%	1
LEE MEMORIAL HOSPITAL BLOOD GAS LAB			1	100%	1
QUEST DIAGNOSTICS CLINICAL LABORATORIES INC		1			1
PORTSMOUTH REG. HOSPITAL			1	100%	1

COVID-19: testing by laboratory

Data through Dec 13, 2020 verified as of Dec 14, 2020 at 09:25 AM

Data in this report are provisional and subject to change.

The numbers in the table below represent the number of Florida and non-Florida residents for whom test results were received by the Department of Health. A person can be tested by more than one laboratory and can have both positive and negative results. **Therefore, the sum of the numbers in each column will be larger than the total number of people tested.**

Reporting lab	Inconclusive	Negative	Positive	Percent positive	Total
BRANDON OUTREACH CLINIC			1	100%	1
HUNTERS CREEK PEDIATRICS		1			1
Greystone Health Care Center		1			1
XSTREMEMD			1	100%	1
MERITUS MEDICAL CENTER			1	100%	1
DESERT HOSPITAL/CPHU CLINICAL LABORATORY			1	100%	1
MEDICAL LIFE-INC GUIDEWELL EMERGENCY MEDICINE			1	100%	1
LAKEVIEW HEALTH CARE SYSTEM LLC			1	100%	1
DAVITA DIALYSIS-NORTH			1	100%	1
ADVENT HEALTH APOPKA		1			1
ENCOMPASS HEALTH HOME HEALTH		1			1
MISSOURI DEPARTMENT OF HEALTH AND SENIOR SERVICES - STATE PH LAB		1			1
HEALTH FIRST MEDICAL GROUP LLC			1	100%	1
BELLE GLADES HEALTH CLINIC			1	100%	1
CYPRESS CREEK MEDICAL CENTER			1	100%	1
FIVE STAR PREMIER RESIDENCES OF POMPANO BEACH			1	100%	1
DOCTOR'S IN-HOUSE LAB/COMMUNITY HEALTH CENTERS OF PINELLAS - JOHNNIE R			1	100%	1
MEMORIAL HERMANN SOUTHWEST HOSPITAL			1	100%	1
GENESIS HEALTH SYSTEM			1	100%	1
TALLAHASSEE PRIMARY CARE ASSOCIATES PA			1	100%	1
WHEATON FRANCISCAN LABORATORY			1	100%	1
ROSECASTLE OF JACKSONVILLE LLC			1	100%	1
SMITH KLINE			1	100%	1
Gulfport Rehabilitation Center			1	100%	1
STARLING AT NOCATEE			1	100%	1
OCCUPATIONAL HEALTH CENTER		1			1
CLINIC OF PEDIATRICS & GI MEDICINE INC			1	100%	1
SV MOBILE HEALTH			1	100%	1
Remarkable Healthcare Dallas			1	100%	1
SOUTHERN HILLS MEDICAL CENTER			1	100%	1
FLORIDA KEYS PED AND ADOLES CTR			1	100%	1
MEDICAL ARTS LABORATORY			1	100%	1
PREMIER FAMILY AND SPORTS MEDICINE LLC			1	100%	1
GREATER TAMPA AT HOME			1	100%	1
LP ELIZABETHTON		1			1
MEDEXPRESS URGENT CARE - WICHITA, N MAIZE RD		1			1
LEE MEMORIAL HOSPITAL OUTPATIENT SURGERY CENTER			1	100%	1
MINUTECLINIC DIAG OF IND LLC #1138		1			1
WATERBURY HOSPITAL REFERENCE LAB			1	100%	1
URGENT DOC -NACOGODOCHES CLINIC			1	100%	1
ADVANCED MEDICAL RESEARCH CENTER LLC			1	100%	1
TITUSVILLE CENTER FOR SURGICAL EXCELLENCE LLC		1			1
SEATTLE-KING COUNTY			1	100%	1
MEMORIAL HEALTH SYSTEM		1			1
MEDEXPRESS URGENT CARE - IRVING		1			1
MEDEXPRESS URGENT CARE, BUTLER		1			1
FHCP ASC - ORANGE CITY			1	100%	1

COVID-19: testing by laboratory

Data through Dec 13, 2020 verified as of Dec 14, 2020 at 09:25 AM

Data in this report are provisional and subject to change.

The numbers in the table below represent the number of Florida and non-Florida residents for whom test results were received by the Department of Health. A person can be tested by more than one laboratory and can have both positive and negative results. **Therefore, the sum of the numbers in each column will be larger than the total number of people tested.**

Reporting lab	Inconclusive	Negative	Positive	Percent positive	Total
TMH PHYSICIAN PARTNERS QUINCY			1	100%	1
LOGAN COUNTY HOSPITAL			1	100%	1
Senatobia Healthcare & Rehab		1			1
SILVERMAN			1	100%	1
OXY-GENLAB			1	100%	1
DSI LABORATORIES-NAPLES-7TH			1	100%	1
SANTA ROSA PEDIATRICS			1	100%	1
FHPG SURGICAL ASSOCIATES OF EAST PASCO			1	100%	1
CANDLER HOSPITAL			1	100%	1
CARE POINT HEALTH AND WELLNESS CENTER		1			1
PENSACOLA PATHOLOGY		1			1
NEWTON MEMORIAL HOSPITAL		1			1
CVS MINUTE CLINIC DIAGNOSTIC PA #3060		1			1
BIOMERIEUX			1	100%	1
AVERA ST. MARY'S HOSPITAL			1	100%	1
RENFREW CENTERS INC		1			1
LAS PALMAS MEDICAL CENTER			1	100%	1
CONSOLIDATED			1	100%	1
CALIFORNIA PUBLIC HEALTH LABORATORY			1	100%	1
COLLINS NURSING HOME		1			1
The Crossroads		1			1
Kroger - KR070300083			1	100%	1
JACKSONVILLE STATEFL			1	100%	1
CVS MINUTE CLINIC			1	100%	1
MEDEXPRESS URGENT CARE - TARENTUM		1			1
CVS HEALTH, #5962		1			1
JUPITER PEDIATRIC ASSOCIATES, PA			1	100%	1
MEDAC AT PORTERS NECK			1	100%	1
PHYSICIANS URGENT CARE			1	100%	1
MINUTECLINIC DIAGNOSTIC OF NEW MEXICO LLC #7552		1			1
MEDSTAR HEALTH URGENT CARE			1	100%	1
CAROLINAS HEALTHCARE SYSTEM LAB			1	100%	1
PHYSICIAN ASSOCIATES, LLC			1	100%	1
NEMOURS CHILDRENS PRIMARY CARE OVIEDO			1	100%	1
OCHSNER MEDICAL CENTER			1	100%	1
TITUS REGIONAL MEDICAL CENTER			1	100%	1
BAYMEADOWS PEDIATRIC CARE		1			1
Long Beach Care Center			1	100%	1
NABI		1			1
BAPTIST HOSPITAL OF MIAMI MCI BROWARD LABORATORY			1	100%	1
GRAND VILLA OF DUNEDIN			1	100%	1
UNIVERSITY OF SOUTH FLORIDA			1	100%	1
MEDEXPRESS URGENT CARE - SPRINGFIELD, COOLEY ST		1			1
BEEHIVE HOMES OF GULF BREEZE		1			1
URGENT CARE COASTAL GA			1	100%	1
PULSE MEDICAL GROUP INC			1	100%	1
HENRY FORD HOSPITAL			1	100%	1

COVID-19: testing by laboratory

Data through Dec 13, 2020 verified as of Dec 14, 2020 at 09:25 AM

Data in this report are provisional and subject to change.

The numbers in the table below represent the number of Florida and non-Florida residents for whom test results were received by the Department of Health. A person can be tested by more than one laboratory and can have both positive and negative results. **Therefore, the sum of the numbers in each column will be larger than the total number of people tested.**

Reporting lab	Inconclusive	Negative	Positive	Percent positive	Total
STAMFORD HOSPITAL			1	100%	1
University Plaza Rehabilitation and Nursing			1	100%	1
ST. VINCENT HOSPITAL			1	100%	1
PREMIER PEDIATRICS			1	100%	1
WATERS EDGE ELEMENTARY SCHOOL			1	100%	1
DR. PHILLIPS MEDICAL WELLNESS CENTER			1	100%	1
GUIDEWELL EMERGENCY MEDICINE DOCTORS LLC			1	100%	1
GAMMA HEALTHCARE, INC		1			1
MOBILE RESPONSE DIAGNOSTICS LLC		1			1
COMMUNITY MEDICAL CENTER-ORANGE CITY		1			1
TEVAPHARM			1	100%	1
HALEYVILLE HEALTH CARE CENTER		1			1
GADSDEN FAMILY PRACTICE		1			1
Miller Health Care Center			1	100%	1
Sherwood Oaks Health Center			1	100%	1
ARCADIA DIALYSIS CENTER			1	100%	1
PUBLIX PHARMACY #0332		1			1
Regency Square			1	100%	1
SIGNATURE CARE COLLEGE STATION			1	100%	1
FRESENIUS KIDNEY CARE FORT WALTON BEACH			1	100%	1
PEDIATRIC ASSOCIATES - MIAMI LAKES		1			1
SISTERS MISSION			1	100%	1
ATHENS LIMESTONE HOSPITAL		1			1
APS-SUMMIT CARE PHARMACY, LLC DBA OMNICARE		1			1
NORDX			1	100%	1
ST. PETERSBURG PEDIATRICS- 38TH AVENUE			1	100%	1
PEDIATRICS URGENT CARE, LLC			1	100%	1
MINUTECLINIC, DIAGNOSTIC OF TEXAS, LLC		1			1
Riverside Nursing & Rehabilitation Center		1			1
VELOCITY URGENT CARE			1	100%	1
SUNY AT STONY BROOK			1	100%	1
PROVIDENCE HOSPITAL			1	100%	1
ADVANCE GASTROENTEROLOGY			1	100%	1
Oak Hill Health & Rehabilitation Center			1	100%	1
MARYLAND DEPARTMENT OF HEALTH AND MENTAL HYGIENE			1	100%	1
FREEPORT ER DOX URGENT CARE		1			1
DOCTORS HEARING			1	100%	1
HELIX BIOMEDICS LLC			1	100%	1
SHANNON CLARK OD, PA			1	100%	1
BMC/NASSAU			1	100%	1
MY URGENT CARE CLINIC			1	100%	1
PARKWAY REGIONAL MEDICAL CENTER LAB			1	100%	1
CRESTAR LABS			1	100%	1
TALLAHASSEE MEMORIAL HEALTHCARE			1	100%	1
POETS WALK SARASOTA			1	100%	1
RIVIERA BEACH HEALTH CENTER LAB			1	100%	1
RAPID CITY REGIONAL HOSPITAL -579 ATTN. LABORATORY		1			1

COVID-19: testing by laboratory

Data through Dec 13, 2020 verified as of Dec 14, 2020 at 09:25 AM

Data in this report are provisional and subject to change.

The numbers in the table below represent the number of Florida and non-Florida residents for whom test results were received by the Department of Health. A person can be tested by more than one laboratory and can have both positive and negative results. **Therefore, the sum of the numbers in each column will be larger than the total number of people tested.**

Reporting lab	Inconclusive	Negative	Positive	Percent positive	Total
FLORIDA EPIDEMIOLOGY PROGRAM			1	100%	1
Maple Lane Nursing Home		1			1
Monument Health Strugis Care Center		1			1
Autumn Care of Suffolk		1			1
VA OUTPATIENT PHARMACY			1	100%	1
ORDRS, INC.			1	100%	1
Diversicare of Smyrna		1			1
DERMDX, DIV OF AURORA DIAGNOSTICS/BERNHARDT LAB		1			1
ST MARYS MEDICAL CENTER			1	100%	1
GIBSON AREA PRIMARY CARE			1	100%	1
CLEARWATER PAIN MANAGEMENT ASSOCIATES			1	100%	1
PARKLAND HEALTH & HOSPITAL			1	100%	1
HARDIN MEMORIAL HOSPITAL - HEARTLAND PATHOLOGY CONSULTANTS			1	100%	1
NHC Chattanooga			1	100%	1
MID-FLORIDA PATHOLOGY LLC		1			1
LAKE PEDIATRICS			1	100%	1
BAYCARE MEDICAL GROUP INC			1	100%	1
CVS HEALTH, #2043		1			1
SENIOR LIVING IV SUN CITY LLC		1			1
WINSHIPS PHARMACY INC		1			1
Trucare Living Centers - Columbus		1			1
MALUHIA		1			1
AMERICAN HEALTH ASSOCIATES INC			1	100%	1
AUSTIN PUBLIC HEALTH			1	100%	1
FLORIDA DEPARTMENT OF HEALTH (FDOH)			1	100%	1
DOYLESTOWN HOSPITAL			1	100%	1
Redwood Springs Healthcare			1	100%	1
BRIDGE DIAGNOSTICS			1	100%	1
Eddy Memorial Geriatric Center		1			1
FLORIDA HOSPITAL ORMOND BEACH			1	100%	1
MEDICAL CENTER OF CENTRAL GEORGIA			1	100%	1
Florence Home		1			1
NORTH SHORE MEDICAL CENTER - SALEM HOSPITAL			1	100%	1
GRAND VILLA OF DELAND			1	100%	1
SEASONS HOSPICE AND PALLIATIVE CARE OF			1	100%	1
LEE PHYSICIAN GROUP			1	100%	1
INTEGRATED GENETICS SEQUENOM		1			1
STANDIFER PLACE		1			1
CLEVELAND HEARTLAB			1	100%	1
BEAUMONT HOSPITAL, GROSSE POINTE			1	100%	1
MED TECH SERVICES OF PALM BEACH INC		1			1
ROCKWALL URGENT CARE			1	100%	1
CLINICAL TRIALS OF TAMPA LLC		1			1
BEST MEDICAL CENTER		1			1
REGIONAL MEDICAL CENTER BAYONET POINT			1	100%	1
ARNOLD PALMER HOSPITAL LAB POCT		1			1
Lanier Rehab			1	100%	1

COVID-19: testing by laboratory

Data through Dec 13, 2020 verified as of Dec 14, 2020 at 09:25 AM

Data in this report are provisional and subject to change.

The numbers in the table below represent the number of Florida and non-Florida residents for whom test results were received by the Department of Health. A person can be tested by more than one laboratory and can have both positive and negative results. **Therefore, the sum of the numbers in each column will be larger than the total number of people tested.**

Reporting lab	Inconclusive	Negative	Positive	Percent positive	Total
BAHIA OAKS LODGE		1			1
Waters of Covington		1			1
BARRINGTON TERRACE NAPLES			1	100%	1
SUSAN F. WILLIAMS M.D., P.A.			1	100%	1
ELEMENTS PHARMACY			1	100%	1
ADVANCED URGENT CARE PLLC		1			1
ST PETE DIRECT PRIMARY CARE		1			1
ORLANDO HEALTH PHYSICIAN GROUP			1	100%	1
WEST DADE PEDIATRICS			1	100%	1
Oakwood - North Baldwins Center for Living		1			1
CLUB HEALTH AND REHABILITATION CENTER, THE		1			1
PASCO COUNTY HEALTH DEPARTMENT			1	100%	1
BLUEWATER TOXICOLOGY			1	100%	1
MINUTECLINIC DIAGNOSTIC MEDICAL GROUP		1			1
UCH LAB			1	100%	1
TITUSVILLE TOWERS ASSISTED LIVING		1			1
CAREWELL 203			1	100%	1
CLIFTON-FINE HOSPITAL LABORATORY		1			1
WELLMED AT FORT PIERCE		1			1
TIMPANOGOS REGIONAL HOSPITAL			1	100%	1
NEW YORK CITY DEPARTMENT OF HEALTH			1	100%	1
HAVASU REGIONAL MEDICAL CENTER			1	100%	1
CARTERSVILLE MEDICAL CENTER			1	100%	1
RENOWN REGIONAL MEDICAL CENTER			1	100%	1
PALM WEST INTERNIST PA			1	100%	1
UF KANAPAHA LAB BEAKER		1			1
Bolingreen Health and Rehabilitation		1			1
NEW YORK UNIVERSITY MEDICAL CENTER			1	100%	1
ROCKLEDGE HEALTH & REHABILITATION CENTER			1	100%	1
2504-HOMEWOOD		1			1
UNITED HEALTHCARE			1	100%	1
SERENADES BY SONATA		1			1
SAINT ALPHONSUS REGIONAL MEDICAL CENTER			1	100%	1
ADVENTHEALTH MEDICAL GROUP OBSTETRICS			1	100%	1
LADY OF THE SEA HOSPITAL LAB			1	100%	1
SIGNATURE CARE MIDLAND			1	100%	1
OHIOHEALTH URGENT CARE			1	100%	1
CVS MINUTE CLINIC DIAG OF IND, LLC #6549		1			1
BRUCE S WEST MD			1	100%	1
WARD MEMORIAL HOSPITAL		1			1
EMERGENCY CARE SERVICES LAB AT JFK MEDICAL CENTER			1	100%	1
TAMPA INTERNATIONAL AIRPORT			1	100%	1
Villa Maria			1	100%	1
MINUTECLINIC 7196		1			1
BRIDGEWATER PARK ASSISTED LIVING LLC			1	100%	1
PRINCIPLE DIAGNOSTICS LLC			1	100%	1
NEIGHBORCARE PHARMACY SERVICES		1			1

COVID-19: testing by laboratory

Data through Dec 13, 2020 verified as of Dec 14, 2020 at 09:25 AM

Data in this report are provisional and subject to change.

The numbers in the table below represent the number of Florida and non-Florida residents for whom test results were received by the Department of Health. A person can be tested by more than one laboratory and can have both positive and negative results. **Therefore, the sum of the numbers in each column will be larger than the total number of people tested.**

Reporting lab	Inconclusive	Negative	Positive	Percent positive	Total
EDWARD HOSPITAL			1	100%	1
COASTAL SKIN SURGERY AND DERMATOLOGY PL		1			1
EAST TENNESSEE STATE UNIVERSITY		1			1
MOUNT SINAI MEDICAL CENTER OF FLORIDA, INC			1	100%	1
LOUNDY		1			1
MULBERRY’S MOBILE PROVIDER SERVICES LLC□			1	100%	1
OLEAN GENERAL HOSPITAL		1			1
SMA BEHAVIORAL HEALTH SERVICES INC		1			1
ADVANCED LABORATORY SERVICES			1	100%	1
OVIEDO CHILDRENS HEALTH CENTER LLC		1			1
Heartland Healthcare Center Boca Raton			1	100%	1
441 URGENT CARE-MULBERRY			1	100%	1
Buena Vista Care Center		1			1
LIFELINK TISSUE BANK D/B/A LIFELINK TISSUE BANK		1			1
MAINE HEALTH AND ENVIRONMENTAL TESTING LABORATORY			1	100%	1
HEALTHCARE ASSOCIATES OF IRVING, LLP			1	100%	1
ONslow COUNTY HEALTH DEPARTMENT			1	100%	1
CARE STATION MEDICAL GROUP		1			1
URGENT CARE AND SURGERY CENTER			1	100%	1
HORIZON MEDICAL CENTER			1	100%	1
HIGHLAND PARK LAKEWOOD PRESTON HOLLOW			1	100%	1
Medicalodges Neosho			1	100%	1
Longwood Community Living Center		1			1
NEW YORK STATE DEPTARTMENT OF HEALTH			1	100%	1
OCEAN MEDICAL CENTER		1			1
GEORGE WASHINGTON UNIVERSITY HOSPITAL			1	100%	1
JOHNSON & JOHNSON VISION CARE-VISTAKON			1	100%	1
FLORIDA MEDICAL CLINIC PA GI			1	100%	1
CLEVELAND CLINIC OHIO LABORATORIES			1	100%	1
CHRISTIANA HOSPITAL		1			1
MINUTECLINIC DIAGNOSTIC MED GRP OF CA		1			1
WELLINGTON REGIONAL MEDICAL CENTER			1	100%	1
PALOMAR MEDICAL CENTER			1	100%	1
CHOTA COMMUNITY HEALTH SERVICES		1			1
Kroger - KRO01100688			1	100%	1
SCIENCE CARE			1	100%	1
POMPANO BEACH ARTIFICIAL KIDNEY CENTER			1	100%	1
HYDE PARK MEDICAL CENTER		1			1
PHYSICIANS PRIMARY CARE LEHIGH PEDS			1	100%	1
BAYCARE LABORATORIES			1	100%	1
CHRISTUS SPOHN HOSPITAL			1	100%	1
MAINE CENTER FOR DISEASE CONTROL AND PREVENTION			1	100%	1
SKYRIDGE CLINICAL ASSOCIATES		1			1
MINUTECLINIC LLC #5157			1	100%	1
OMNICARE PHARMACY OF TEXAS 1, LP		1			1
Cortland Acres Association		1			1
HELGEMO & LIOU PEDIATRICS			1	100%	1

COVID-19: testing by laboratory

Data through Dec 13, 2020 verified as of Dec 14, 2020 at 09:25 AM

Data in this report are provisional and subject to change.

The numbers in the table below represent the number of Florida and non-Florida residents for whom test results were received by the Department of Health. A person can be tested by more than one laboratory and can have both positive and negative results. **Therefore, the sum of the numbers in each column will be larger than the total number of people tested.**

Reporting lab	Inconclusive	Negative	Positive	Percent positive	Total
CORPORATION OF AMERICA		1			1
The Palms Nursing and Rehabilitation		1			1
MEDEXPRESS URGENT CARE - OMAHA N 72 ST		1			1
SPRINGHILL SENIOR RESIDENCE		1			1
MEDEXPRESS URGENT CARE-BRENTWOOD		1			1
GEORGETOWN URGENT CARE			1	100%	1
UPMC NORTHWEST HOSPITAL			1	100%	1
FAYETTE MEDICAL CENTER LAB		1			1
CAREWELL URGENT CARE FITCHBURG			1	100%	1
Arlington Care Center			1	100%	1
KETTERING MEDICAL CENTER			1	100%	1
ST FRANCIS MEDICAL CENTER			1	100%	1
QUALITY CLINICAL LAB LLC			1	100%	1
AVERA SACRED HEART HOSPITAL			1	100%	1
ADVENTHEALTH SENIOR CARE AT ORMOND			1	100%	1
MIAMI-DADE COUNTY HEALTH DEPT.		1			1
The Waterford		1			1
OCALA REGIONAL DIALYSIS- NORTH			1	100%	1
MOSAIC MEDICAL CENTER MARYVILLE			1	100%	1
MEDEXPRESS URGENT CARE - BATTLE CREEK		1			1
GOSHEN HOSPITAL			1	100%	1
NORTH FLORIDA CHILD DEVELOPMENT, INC			1	100%	1
Memorial Health Care Center			1	100%	1
GALVESTON COUNTY HEALTH DISTRICT			1	100%	1
SANITAS RESEARCH LLC			1	100%	1
VIVEX/UMTB BIOMEDICAL			1	100%	1
VALLEY MEDICAL LABORATORY			1	100%	1
MONMOUTH MEDICALC ENTER		1			1
SPECIALTY DRUG TESTING			1	100%	1
Heritage of Red Cloud		1			1
SPORTS MEDICINE CLINIC - U OF WYOMING			1	100%	1
REFERENCE LABORATORY			1	100%	1
MEDICAL ASSOCIATES OF CARTER		1			1
BUENA VIDA ESTATES			1	100%	1
LAB TEST KENDALL LLC		1			1
HOLLAND COMMUNITY HOSPITAL		1			1
SAINT BARNABAS MEDICAL CENTER		1			1
MEMORIAL HOSPITAL WEST			1	100%	1
LIFEGUARD AMBULANCE SERVICE LLC - BAY COUNTY			1	100%	1
SOUTH BEND MEDICAL FOUNDATION			1	100%	1
SPECTRUM LUDINGTON			1	100%	1
NEW MILFORD HOSPITAL			1	100%	1
PROFESSIONAL HEALTH EXAMINERS			1	100%	1
INNOVATIVE HEALTH DIAGNOSTIC OF CALIFORNIA			1	100%	1
El Paso Health Care Center			1	100%	1
Kindred Hospital South Florida Hollywood SNU			1	100%	1
LIBERTY HEALTH CENTER			1	100%	1

COVID-19: testing by laboratory

Data through Dec 13, 2020 verified as of Dec 14, 2020 at 09:25 AM

Data in this report are provisional and subject to change.

The numbers in the table below represent the number of Florida and non-Florida residents for whom test results were received by the Department of Health. A person can be tested by more than one laboratory and can have both positive and negative results. **Therefore, the sum of the numbers in each column will be larger than the total number of people tested.**

Reporting lab	Inconclusive	Negative	Positive	Percent positive	Total
HOLMES FAMILY PRACTICE PA			1	100%	1
ST JOHNS PEDIATRICS PA		1			1
ST VINCENTS AMBULATORY CARE INC			1	100%	1
LABRADOR PRIMARY CARE CENTER			1	100%	1
Vi at Aventura		1			1
MINUTE CLINIC OF KANSAS PA			1	100%	1
ASCENSION ST VINCENT'S MEDICAL CENTER			1	100%	1
BORINQUEN HEALTH CENTER			1	100%	1
Harris Hill Nursing Facility		1			1
OAKWOOD HOSPITAL - SOUTHSORE			1	100%	1
PALM SPRINGS GENERAL HOSPITAL			1	100%	1
LABCORP TAMPA		1			1
CONWAY MEDICAL CENTER			1	100%	1
CLINICAL LABORATORY DEPARTMENT			1	100%	1
FLORIDA HEART AND VASCULAR MULTISPECIALTY GROUP PA			1	100%	1
PUTNAM CO HOSPITAL-D/B/A ASBURY TOWERS		1			1
LAB. CORP. OF AMERICA			1	100%	1
HOLYOKE MEDICAL CENTER			1	100%	1
CROSS CREEK HEALTH CARE		1			1
LIFE CARE CENTER OF GWINNETT		1			1
ANDREWS			1	100%	1
LAKEVIEW REGIONAL HOSPITAL			1	100%	1
SPRINGBROOK HOSPITAL			1	100%	1
MEDEXPRESS URGENT CARE-PETERS TWP		1			1
PSL JAX BEACH OPERATIONS LLC			1	100%	1
Oakview Manor Health and Rehab		1			1
NORTH PINELLAS CHILDRENS MEDICAL CENTER INC			1	100%	1
FORT LOUDOUN PRIMARY CARE		1			1
IDAHO HEALTH DEPARTMENT			1	100%	1
HANCOCK REGIONAL HOSPITAL		1			1
VISTA DEL SOL MED ASSOC		1			1
STEPHENS COUNTY HOSPITAL			1	100%	1
Lemont Nursing and Rehab Center			1	100%	1
KEY WEST BRANCH MEDICAL CLINIC			1	100%	1
MINUTECLINIC DIAGNOSTIC OF NORTH CAROLINA PC #5341		1			1
ULTIMATE ANALYSIS LABORATORY			1	100%	1
CVS HEALTH, #1994		1			1
PINELLAS CHD - CLEARWATER			1	100%	1
LABORATORY COPRORATION OF AMERICA			1	100%	1
Livingston County Center for Nursing and Rehabilitation		1			1
ST. LUKE'S HOSPITAL - BETHLEHEM CAMPUS		1			1
FLORIDA CLINICAL RESEARCH CENTER, LLC			1	100%	1
LIFELINK TRANSPLANT INSTITUTE LAB			1	100%	1
MOUNT SINAI AVENTURA DIAGNOSTIC CENTER			1	100%	1
BLACK STALLION WALK IN AND EXERCISE CLINICS LLC		1			1
GSM OCED Subsection			1	100%	1
HEALTH GUAGE			1	100%	1

COVID-19: testing by laboratory

Data through Dec 13, 2020 verified as of Dec 14, 2020 at 09:25 AM

Data in this report are provisional and subject to change.

The numbers in the table below represent the number of Florida and non-Florida residents for whom test results were received by the Department of Health. A person can be tested by more than one laboratory and can have both positive and negative results. **Therefore, the sum of the numbers in each column will be larger than the total number of people tested.**

Reporting lab	Inconclusive	Negative	Positive	Percent positive	Total
EXCEPTIONAL EMERGENCY CENTER			1	100%	1
BRISTOL REGINAL MEDICAL CENTER			1	100%	1
US LABORATORIES			1	100%	1
WELLOW URGENT CARE-OSWEGO			1	100%	1
LAREDO EMERGENCY ROOM			1	100%	1
ARIZONA STATE LABORATORY			1	100%	1
BREVARD FAMILY WALK IN CLINIC			1	100%	1
OPTIMAL MEDICINE INC		1			1
HENRY FORD WEST BLOOMFIELD HOSPITAL			1	100%	1
MEDEXPRESS URGENT CARE - NORTH LITTLE		1			1
SPRINGFIELD HOSPITAL			1	100%	1
Bivins Pointe			1	100%	1
DEPT OF VA MEDICAL CENTER - MIAMI			1	100%	1
SHANDS JACKSONVILLE CLINICAL CENTER			1	100%	1
SOUTH FLORIDA PEDIATRIC PARTNERS			1	100%	1
DOCTORS EXPRESS OF ST PETERSBURG			1	100%	1
MRMC LAB MICRO			1	100%	1
CHIPOLA QUICK CARE			1	100%	1
MARTIN MEDICAL CENTER INC		1			1
PALMETTO PRIMARY CARE PHYSICIANS			1	100%	1
LEGACY ER & URGENT CARE - FRISCO WEST			1	100%	1
Cerenity Senior Care-White Bear Lake		1			1
NONA MEDICAL ARTS		1			1
Total	56,029	10,895,327	1,449,377	12%	12,400,733