

# COVID-19: summary of cases and monitoring

Data through Dec 11, 2020 verified as of Dec 12, 2020 at 09:25 AM

Data in this report are provisional and subject to change.

Cases: people with positive PCR or antigen test result	
Total cases	1,116,973
Florida residents	1,098,341
Non-Florida residents	18,632
Type of testing	
Florida residents	1,098,341
Positive by BPHL/CDC	42,082
Positive by commercial/hospital lab	1,056,259
PCR positive	979,732
Antigen positive	118,609
Non-Florida residents	18,632
Positive by BPHL/CDC	536
Positive by commercial/hospital lab	18,096
PCR positive	14,921
Antigen positive	3,711
Characteristics	
Florida residents hospitalized	57,986
Florida resident deaths	19,785
Non-Florida resident deaths	264
Hospitalized counts include anyone who was hospitalized at some point during their illness. It does not reflect the number of people currently hospitalized.	
More information on deaths identified through death certificate data is available on the National Center for Health Statistics website at <a href="http://www.cdc.gov/nchs/nvss/vsrr/COVID19/index.htm">www.cdc.gov/nchs/nvss/vsrr/COVID19/index.htm</a> .	

Cases: people with positive PCR or antigen test result	
Risk factors for Florida residents	
Traveled	9,986
Contact with a known case	421,351
Traveled and contact with a known case	12,454
Neither	654,550
No travel and no contact	138,961
Travel is unknown	363,642
Contact is unknown	262,522
Contact is pending	218,551
Travel can be unknown and contact can be unknown or pending for the same case, these numbers will sum to more than the "neither" total.	

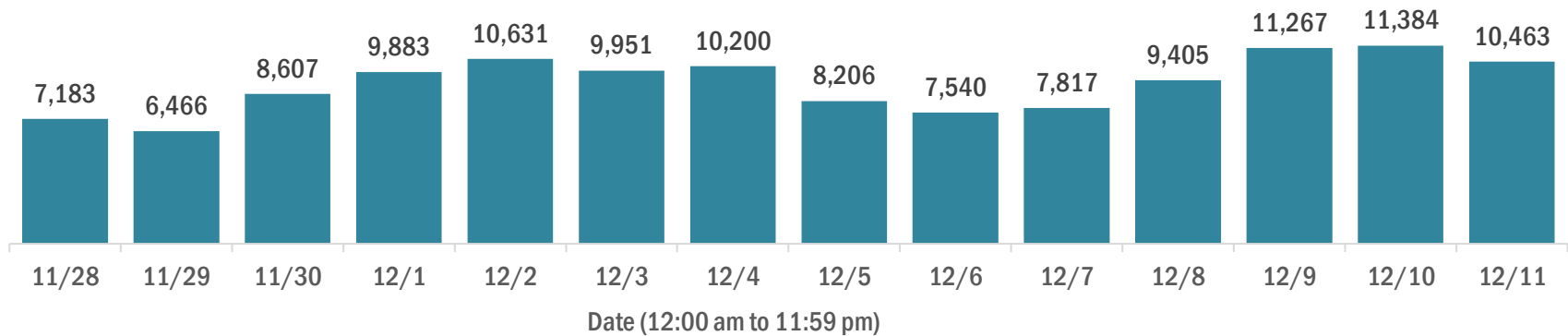
# COVID-19: summary of laboratory testing

Data through Dec 11, 2020 verified as of Dec 12, 2020 at 09:25 AM

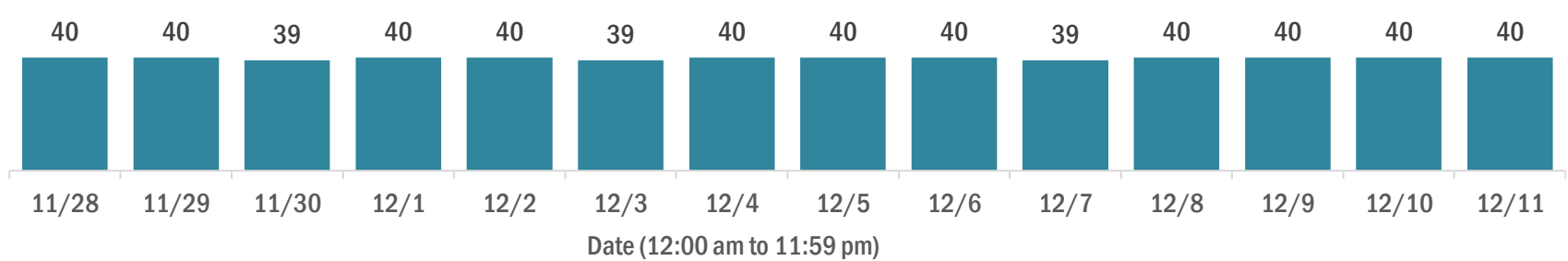
Data in this report are provisional and subject to change.

## Cases in Florida residents per day for the past 2 weeks

Number of cases per day



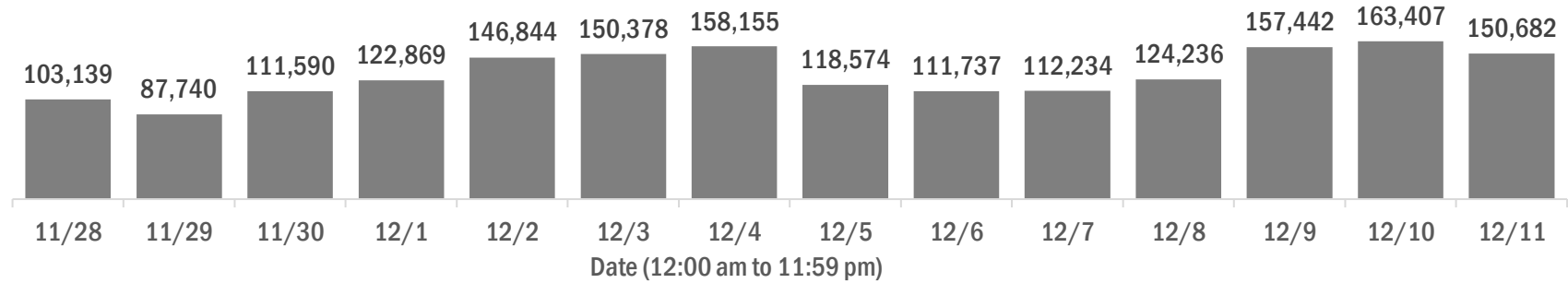
Median age of cases by day



## Laboratory testing for Florida residents over the past 2 weeks

### Number of Florida residents tested per day

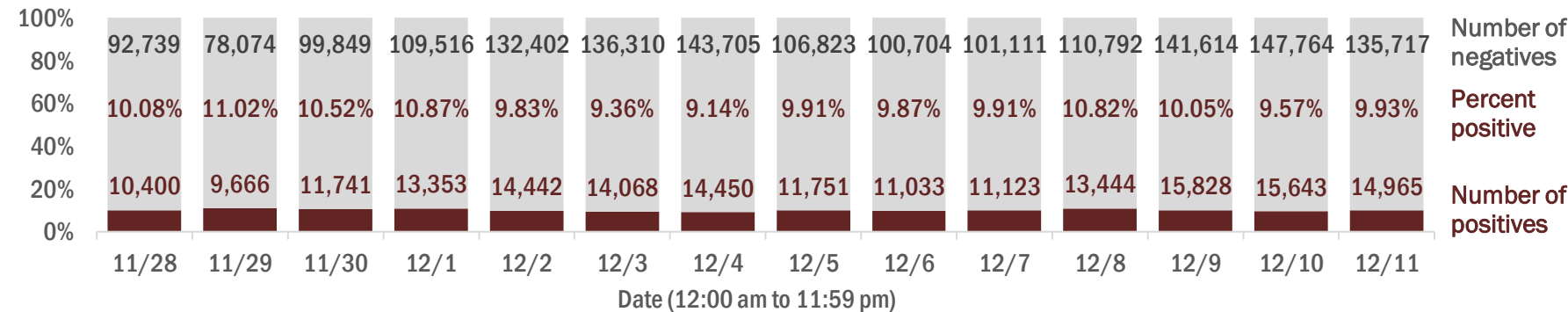
These counts include the number of people for whom the Department received PCR or antigen laboratory results by day. People tested on multiple days will be included for each day a new result was received. A person is only counted once for each day they are tested, regardless of whether multiple specimens are tested or multiple results are received.



### Number and percent of Florida residents with positive test results

The percent of positive results ranged from 9.14% to 11.02% over the past 2 weeks and was 9.93% yesterday.

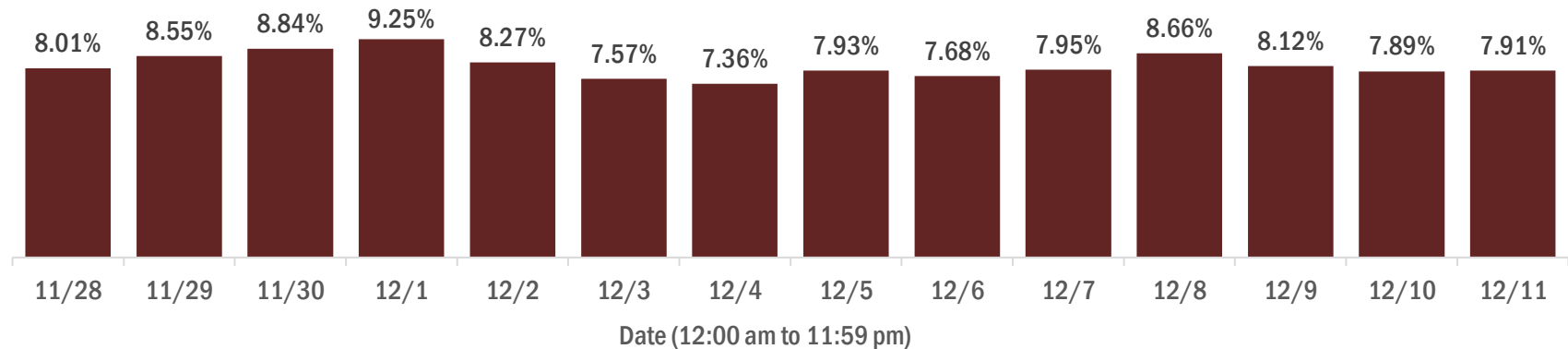
These counts include the number of people for whom the Department received PCR or antigen laboratory results by day. People tested on multiple days will be included for each day a new result was received. A person is only counted once for each day they are tested, regardless of whether multiple specimens are tested or multiple results are received. If a person has a positive specimen and a negative specimen in the same day, only the positive result is counted.



### Percent positivity for new cases in Florida residents

The percent of positive results ranged from 7.36% to 9.25% over the past 2 weeks and was 7.91% yesterday.

This percent is the number of people who test PCR- or antigen-positive for the first time divided by all the people tested that day, excluding people who have previously tested positive.



# COVID-19: characteristics of 1,098,341 Florida resident cases

Data through Dec 11, 2020 verified as of Dec 12, 2020 at 09:25 AM

Data in this report are provisional and subject to change.

Age group	Cases		Hospitalizations		Deaths	
0-4 years	19,236	2%	391	1%	0	0%
5-14 years	55,223	5%	353	1%	5	0%
15-24 years	176,003	16%	1,545	3%	33	0%
25-34 years	199,642	18%	3,158	5%	114	1%
35-44 years	172,488	16%	4,731	8%	330	2%
45-54 years	169,093	15%	7,096	12%	776	4%
55-64 years	142,940	13%	10,103	17%	2,177	11%
65-74 years	87,748	8%	11,702	20%	4,223	21%
75-84 years	49,367	4%	11,203	19%	5,862	30%
85+ years	25,516	2%	7,699	13%	6,265	32%
Unknown	1,085	0%	5	0%	0	0%
Total	1,098,341		57,986		19,785	

Gender	Cases	
Female	567,149	52%
Male	524,222	48%
Unknown	6,970	1%
Total	1,098,341	

Ethnicity	Cases		Hospitalizations		Deaths	
Hispanic	340,181	31%	15,766	27%	4,878	25%
Non-Hispanic	501,007	46%	39,179	68%	13,526	68%
Unknown	257,153	23%	3,041	5%	1,381	7%
Total	1,098,341		57,986		19,785	

Race and ethnicity	Cases		Hospitalizations		Deaths	
White	567,320	52%	36,510	63%	14,038	71%
Hispanic	224,854	20%	11,073	19%	3,878	20%
Non-Hispanic	304,274	28%	24,237	42%	9,495	48%
Unknown	38,192	3%	1,200	2%	665	3%
Black	150,172	14%	12,776	22%	3,545	18%
Hispanic	8,065	1%	535	1%	135	1%
Non-Hispanic	130,209	12%	11,948	21%	3,274	17%
Unknown	11,898	1%	293	1%	136	1%
Other race	151,199	14%	6,874	12%	1,564	8%
Hispanic	78,087	7%	3,769	6%	734	4%
Non-Hispanic	52,479	5%	2,797	5%	697	4%
Unknown	20,633	2%	308	1%	133	1%
Unknown race	229,650	21%	1,826	3%	638	3%
Hispanic	29,175	3%	389	1%	131	1%
Non-Hispanic	14,045	1%	197	0%	60	0%
Unknown	186,430	17%	1,240	2%	447	2%
Total	1,098,341		57,986		19,785	

**Hospitalization** counts include anyone who was hospitalized at some point during their illness. It does not reflect the number of people currently hospitalized. **Other race** includes any person with a race of American Indian/Alaskan native, Asian, native Hawaiian/Pacific Islander, or other.

# COVID-19: deaths in Florida residents and staff of long-term care facilities

Data through Dec 11, 2020 verified as of Dec 12, 2020 at 09:25 AM

Data in this report are provisional and subject to change.

For current cases in residents or staff of long-term care facilities, please visit: <https://floridahealthcovid19.gov/>

County	Deaths		County	Deaths		County	Deaths	
Dade	881	<div></div> 11%	Okaloosa	102	<div></div> 1%	Gadsden	12	<div></div> 0%
Palm Beach	779	<div></div> 10%	Osceola	101	<div></div> 1%	Washington	12	<div></div> 0%
Pinellas	636	<div></div> 8%	Charlotte	94	<div></div> 1%	Gilchrist	11	<div></div> 0%
Broward	490	<div></div> 6%	Citrus	82	<div></div> 1%	Baker	9	<div></div> 0%
Hillsborough	429	<div></div> 6%	Clay	75	<div></div> 1%	Jefferson	8	<div></div> 0%
Polk	352	<div></div> 5%	Indian River	74	<div></div> 1%	Lafayette	8	<div></div> 0%
Lee	281	<div></div> 4%	Jackson	69	<div></div> 1%	Calhoun	7	<div></div> 0%
Brevard	271	<div></div> 4%	Leon	59	<div></div> 1%	Gulf	7	<div></div> 0%
Duval	265	<div></div> 3%	Suwannee	53	<div></div> 1%	Desoto	5	<div></div> 0%
Sarasota	249	<div></div> 3%	St. Johns	50	<div></div> 1%	Bradford	3	<div></div> 0%
Orange	239	<div></div> 3%	Highlands	49	<div></div> 1%	Flagler	3	<div></div> 0%
Volusia	191	<div></div> 2%	Bay	41	<div></div> 1%	Holmes	3	<div></div> 0%
St. Lucie	184	<div></div> 2%	Alachua	36	<div></div> 0%	Monroe	3	<div></div> 0%
Marion	178	<div></div> 2%	Columbia	36	<div></div> 0%	Taylor	3	<div></div> 0%
Seminole	178	<div></div> 2%	Sumter	29	<div></div> 0%	Hardee	2	<div></div> 0%
Escambia	154	<div></div> 2%	Nassau	28	<div></div> 0%	Levy	2	<div></div> 0%
Manatee	149	<div></div> 2%	Santa Rosa	23	<div></div> 0%	Dixie	1	<div></div> 0%
Collier	136	<div></div> 2%	Hendry	20	<div></div> 0%	Liberty	1	<div></div> 0%
Pasco	123	<div></div> 2%	Putnam	20	<div></div> 0%			
Martin	116	<div></div> 2%	Madison	17	<div></div> 0%			
Hernando	111	<div></div> 1%	Walton	17	<div></div> 0%			
Lake	105	<div></div> 1%	Okeechobee	16	<div></div> 0%			
						Total	7,688	

**Note:** cases are summarized by the county of usual residence. Residents and staff may be cases associated with facilities that are not in their county of usual residence, resulting in cases being included below for counties that do not have facilities with known cases.

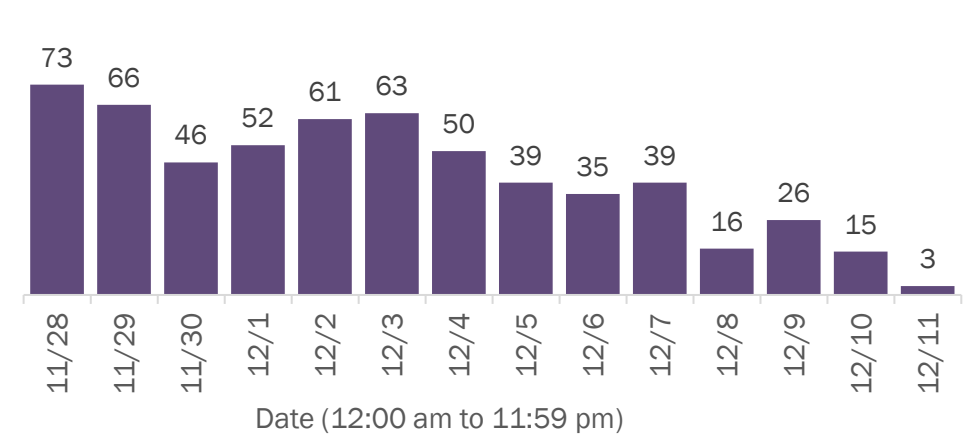
# COVID-19: cases in Florida residents who have died

Data through Dec 11, 2020 verified as of Dec 12, 2020 at 09:25 AM

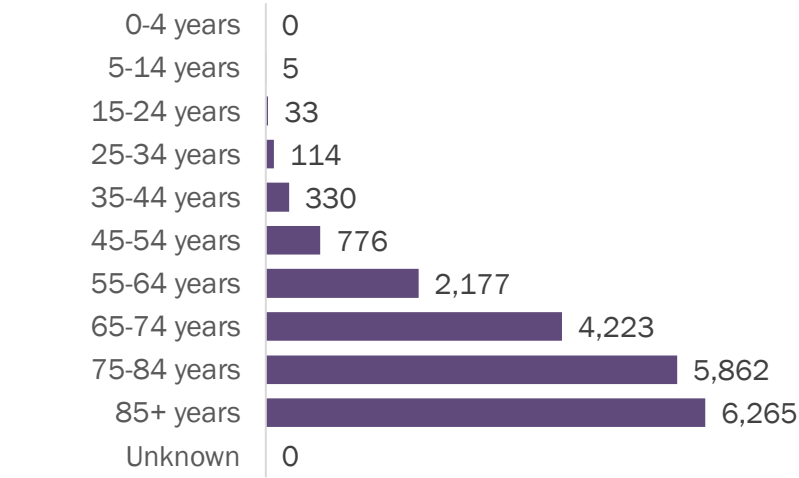
Data in this report are provisional and subject to change.

Demographics for all identified COVID-19 deaths: 19,785

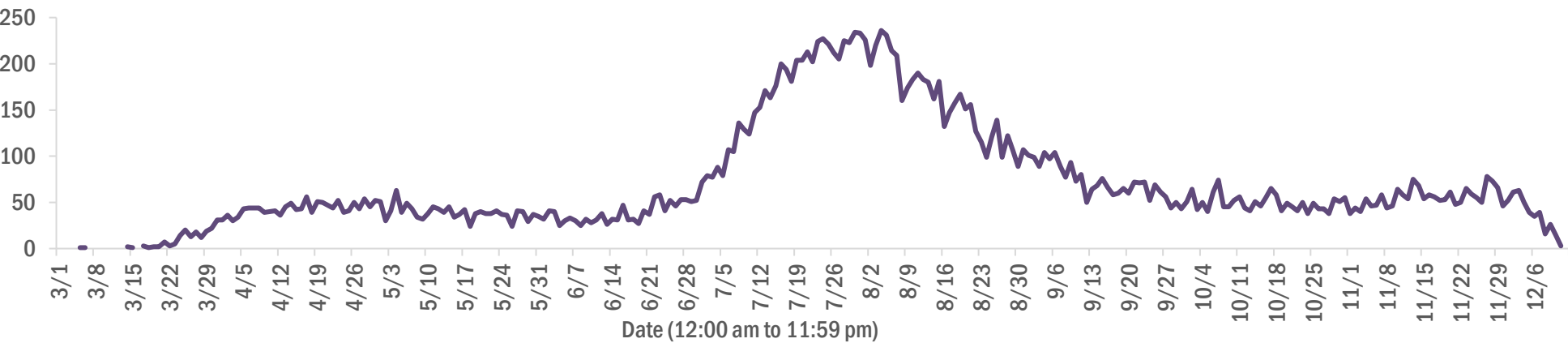
Deaths by date of death for the past 2 weeks



Deaths by age group



Deaths by date of death since March 2020



Age group	Deaths	Cases	Case fatality rate	Mortality rate per 100,000 population
0-4 years	0	19,236	0.0%	0.0
5-14 years	5	55,223	0.0%	0.2
15-24 years	33	176,003	0.0%	1.3
25-34 years	114	199,642	0.1%	4.0
35-44 years	330	172,488	0.2%	12.7
45-54 years	776	169,093	0.5%	27.8
55-64 years	2,177	142,940	1.5%	75.3
65-74 years	4,223	87,748	4.8%	174.0
75-84 years	5,862	49,367	11.9%	417.4
85+ years	6,265	25,516	24.6%	1084.8
Unknown	0	1,085	0.0%	
Total	19,785	1,098,341	1.8%	91.6

Gender	Deaths	Cases	Case fatality rate	Mortality rate per 100,000 population
Male	11,037	524,222	2.1%	104.5
Female	8,746	567,149	1.5%	79.2
Unknown	2	6,970	0.0%	
Total	19,785	1,098,341	1.8%	91.6

Race	Deaths	Cases	Case fatality rate	Mortality rate per 100,000 population
White	14,038	567,320	2.5%	84.1
Black	3,545	150,172	2.4%	96.9
Other	1,564	151,199	1.0%	125.7
Unknown	638	229,650	0.3%	
Total	19,785	1,098,341	1.8%	91.6

Ethnicity	Deaths	Cases	Case fatality rate	Mortality rate per 100,000 population
Hispanic	4,878	340,181	1.4%	85.9
Non-Hispanic	13,526	501,007	2.7%	85.0
Unknown	1,381	257,153	0.5%	
Total	19,785	1,098,341	1.8%	91.6

# COVID-19: characteristics of 1,116,973 cases

Data through Dec 11, 2020 verified as of Dec 12, 2020 at 09:25 AM

Data in this report are provisional and subject to change.

Tables below include cases in Florida residents and non-Florida residents.

All 67 Florida counties have cases:

County	FL resident cases		Non-FL resident cases	Total cases	FL resident deaths	FL death rate
Dade	252,624	<div></div> 23%	2,838	255,462	3,965	1.6%
Broward	118,180	<div></div> 11%	1,249	119,429	1,730	1.5%
Palm Beach	71,331	<div></div> 6%	916	72,247	1,766	2.5%
Hillsborough	64,463	<div></div> 6%	536	64,999	985	1.5%
Orange	62,868	<div></div> 6%	413	63,281	679	1.1%
Duval	48,905	<div></div> 4%	792	49,697	678	1.4%
Pinellas	36,664	<div></div> 3%	723	37,387	945	2.6%
Lee	33,367	<div></div> 3%	810	34,177	613	1.8%
Polk	30,771	<div></div> 3%	196	30,967	722	2.3%
Osceola	20,995	<div></div> 2%	273	21,268	268	1.3%
Collier	19,385	<div></div> 2%	469	19,854	308	1.6%
Manatee	18,454	<div></div> 2%	266	18,720	396	2.1%
Escambia	16,568	<div></div> 2%	2,048	18,616	332	2.0%
Volusia	18,203	<div></div> 2%	216	18,419	389	2.1%
Brevard	17,472	<div></div> 2%	159	17,631	477	2.7%
Pasco	17,401	<div></div> 2%	177	17,578	312	1.8%
Leon	16,259	<div></div> 1%	488	16,747	158	1.0%
Sarasota	15,210	<div></div> 1%	449	15,659	427	2.8%
Seminole	15,078	<div></div> 1%	97	15,175	296	2.0%
Marion	14,692	<div></div> 1%	52	14,744	421	2.9%
Alachua	13,834	<div></div> 1%	137	13,971	106	0.8%
Lake	12,016	<div></div> 1%	120	12,136	270	2.2%
St. Lucie	11,935	<div></div> 1%	54	11,989	377	3.2%
Okaloosa	10,531	<div></div> 1%	116	10,647	185	1.8%
St. Johns	10,052	<div></div> 1%	163	10,215	105	1.0%
Bay	9,294	<div></div> 1%	371	9,665	180	1.9%
Clay	9,038	<div></div> 1%	19	9,057	166	1.8%
Santa Rosa	8,651	<div></div> 1%	110	8,761	110	1.3%
Martin	6,727	<div></div> 1%	81	6,808	186	2.8%
Charlotte	5,940	<div></div> 1%	64	6,004	209	3.5%
Hernando	5,863	<div></div> 1%	32	5,895	244	4.2%
Indian River	5,450	<div></div> 0%	54	5,504	147	2.7%
Citrus	5,437	<div></div> 0%	32	5,469	204	3.8%
Columbia	5,088	<div></div> 0%	20	5,108	104	2.0%
Highlands	4,228	<div></div> 0%	33	4,261	181	4.3%

County	FL resident cases		Non-FL resident cases	Total cases	FL resident deaths	FL death rate
Walton	3,753	<div></div> 0%	389	4,142	40	1.1%
Jackson	4,075	<div></div> 0%	54	4,129	102	2.5%
Sumter	3,964	<div></div> 0%	23	3,987	102	2.6%
Monroe	3,665	<div></div> 0%	132	3,797	28	0.8%
Nassau	3,403	<div></div> 0%	281	3,684	62	1.8%
Suwannee	3,496	<div></div> 0%	25	3,521	87	2.5%
Gadsden	3,489	<div></div> 0%	12	3,501	58	1.7%
Putnam	3,190	<div></div> 0%	7	3,197	62	1.9%
Unknown	211	<div></div> 0%	2,910	3,121	0	0.0%
Flagler	2,995	<div></div> 0%	29	3,024	46	1.5%
Hendry	2,738	<div></div> 0%	13	2,751	45	1.6%
Desoto	2,584	<div></div> 0%	9	2,593	45	1.7%
Baker	2,169	<div></div> 0%	10	2,179	34	1.6%
Okeechobee	2,152	<div></div> 0%	14	2,166	47	2.2%
Hardee	1,855	<div></div> 0%	8	1,863	20	1.1%
Wakulla	1,778	<div></div> 0%	9	1,787	18	1.0%
Taylor	1,744	<div></div> 0%	4	1,748	23	1.3%
Washington	1,628	<div></div> 0%	16	1,644	29	1.8%
Levy	1,565	<div></div> 0%	7	1,572	16	1.0%
Bradford	1,551	<div></div> 0%	4	1,555	22	1.4%
Madison	1,383	<div></div> 0%	18	1,401	29	2.1%
Lafayette	1,383	<div></div> 0%	0	1,383	20	1.4%
Holmes	1,292	<div></div> 0%	22	1,314	17	1.3%
Union	1,302	<div></div> 0%	0	1,302	61	4.7%
Gulf	1,122	<div></div> 0%	15	1,137	24	2.1%
Hamilton	1,041	<div></div> 0%	10	1,051	12	1.2%
Dixie	995	<div></div> 0%	4	999	11	1.1%
Calhoun	981	<div></div> 0%	2	983	23	2.3%
Gilchrist	856	<div></div> 0%	0	856	20	2.3%
Franklin	835	<div></div> 0%	13	848	4	0.5%
Jefferson	816	<div></div> 0%	17	833	12	1.5%
Glades	712	<div></div> 0%	1	713	11	1.5%
Liberty	644	<div></div> 0%	1	645	14	2.2%
Total	1,098,341		18,632	1,116,973	19,785	1.8%



# COVID-19: characteristics of 1,098,341 Florida resident cases

Data through Dec 11, 2020 verified as of Dec 12, 2020 at 09:25 AM

Data in this report are provisional and subject to change.

The table below includes the cities and counties of residence for cases in Florida residents based on the patient's ZIP Code. Note that city is not always received as part of the initial notification and may be missing while the case is being investigated.

City and county	Cases
Miami, Dade	146,727
Orlando, Orange	47,329
Jacksonville, Duval	45,802
Tampa, Hillsborough	38,611
Hialeah, Dade	34,456
Fort Lauderdale, Broward	27,084
Hollywood, Broward	22,891
West Palm Beach, Palm Beach	17,618
Kissimmee, Osceola	16,183
Naples, Collier	15,855
Tallahassee, Leon	15,375
Homestead, Dade	14,900
Saint Petersburg, Pinellas	14,204
Pensacola, Escambia	13,599
Fort Myers, Lee	13,420
Pompano Beach, Broward	12,603
Bradenton, Manatee	12,276
Boca Raton, Palm Beach	12,083
Gainesville, Alachua	11,413
Ocala, Marion	11,297
Lakeland, Polk	10,602
Sarasota, Sarasota	9,686
Lake Worth, Palm Beach	9,059
Cape Coral, Lee	8,170
Port Saint Lucie, St. Lucie	7,757
Miramar, Broward	7,571
Clearwater, Pinellas	7,186
Miami Beach, Dade	6,836
Miami Gardens, Dade	6,764
Boynton Beach, Palm Beach	6,695
Coral Springs, Broward	6,073
Panama City, Bay	5,977
Saint Augustine, St. Johns	5,487
Winter Haven, Polk	5,423
Melbourne, Brevard	5,418
Lehigh Acres, Lee	5,342
Delray Beach, Palm Beach	5,200
Doral, Dade	5,134
Davie, Broward	4,833
Lake City, Columbia	4,728
Sunrise, Broward	4,481
Coral Gables, Dade	4,470
Milton, Santa Rosa	4,468
Riverview, Hillsborough	4,428
Vero Beach, Indian River	4,180
Fort Pierce, St. Lucie	4,107
Daytona Beach, Volusia	4,049
Saint Cloud, Osceola	4,043
Largo, Pinellas	3,853
Palm Bay, Brevard	3,850
New Port Richey, Pasco	3,809
Brandon, Hillsborough	3,789
Plantation, Broward	3,780
Orange Park, Clay	3,742
North Miami Beach, Dade	3,684
Apopka, Orange	3,655
Plant City, Hillsborough	3,655
Weston, Broward	3,560
Deerfield Beach, Broward	3,480

# COVID-19: characteristics of 1,098,341 Florida resident cases

Data through Dec 11, 2020 verified as of Dec 12, 2020 at 09:25 AM

Data in this report are provisional and subject to change.

The table below includes the cities and counties of residence for cases in Florida residents based on the patient's ZIP Code. Note that city is not always received as part of the initial notification and may be missing while the case is being investigated.

City and county	Cases
Miami Lakes, Dade	3,450
Jupiter, Palm Beach	3,421
Spring Hill, Hernando	3,392
Sanford, Seminole	3,293
Stuart, Martin	3,272
Clermont, Lake	3,228
Fort Walton Beach, Okaloosa	3,161
Deltona, Volusia	3,075
Port Charlotte, Charlotte	3,030
Tamarac, Broward	3,012
Davenport, Polk	2,946
Live Oak, Suwannee	2,860
Winter Garden, Orange	2,783
Opa Locka, Dade	2,758
Cutler Ridge, Dade	2,732
Crestview, Okaloosa	2,718
Palm Beach Gardens, Palm Beach	2,714
Palmetto, Manatee	2,648
Immokalee, Collier	2,647
Deland, Volusia	2,635
Wesley Chapel, Pasco	2,583
Coconut Creek, Broward	2,577
Margate, Broward	2,572
Land O Lakes, Pasco	2,567
Arcadia, Desoto	2,518
Palm Coast, Flagler	2,491
Oviedo, Seminole	2,478
Winter Park, Orange	2,473
Wellington, Palm Beach	2,416
Palm Harbor, Pinellas	2,383
Hallandale, Broward	2,320
Altamonte Springs, Seminole	2,303
Venice, Sarasota	2,245
Haines City, Polk	2,221
Sebring, Highlands	2,208
Brooksville, Hernando	2,153
Okeechobee, Okeechobee	2,145
North Port, Sarasota	2,125
Punta Gorda, Charlotte	2,120
Middleburg, Clay	2,106
Lutz, Hillsborough	2,104
Key West, Monroe	2,099
Bonita Springs, Lee	2,095
Lake Worth Beach, Palm Beach	2,076
Ocoee, Orange	2,028
Pembroke Pines, Broward	1,990
North Lauderdale, Broward	1,964
Valrico, Hillsborough	1,956
Leesburg, Lake	1,946
Seminole, Pinellas	1,929
North Miami, Dade	1,905
Port Orange, Volusia	1,863
Ruskin, Hillsborough	1,838
Pinellas Park, Pinellas	1,806
Zephyrhills, Pasco	1,799
Quincy, Gadsden	1,778
Longwood, Seminole	1,744
Windermere, Orange	1,714
Saint Johns, St. Johns	1,710



# COVID-19: characteristics of 1,098,341 Florida resident cases

Data through Dec 11, 2020 verified as of Dec 12, 2020 at 09:25 AM

Data in this report are provisional and subject to change.

The table below includes the cities and counties of residence for cases in Florida residents based on the patient's ZIP Code. Note that city is not always received as part of the initial notification and may be missing while the case is being investigated.

City and county	Cases
Jacksonville Beach, Duval	1,703
Ormond Beach, Volusia	1,687
Oakland Park, Broward	1,654
Perry, Taylor	1,641
Niceville, Okaloosa	1,614
Crawfordville, Wakulla	1,612
Navarre, Santa Rosa	1,607
Casselberry, Seminole	1,592
Dade City, Pasco	1,587
Cocoa, Brevard	1,578
Green Cove Springs, Clay	1,533
Gulf Breeze, Santa Rosa	1,517
Marianna, Jackson	1,513
Clewiston, Hendry	1,511
Bartow, Polk	1,503
Palatka, Putnam	1,502
Cantonment, Escambia	1,498
Royal Palm Beach, Palm Beach	1,493
The Villages, Sumter	1,457
Kissimmee, Polk	1,457
Hudson, Pasco	1,454
North Fort Myers, Lee	1,422
Crossings, Dade	1,379
Defuniak Springs, Walton	1,378
Port Richey, Pasco	1,374
Coconut Grove, Dade	1,370
Lake Mary, Seminole	1,368
Inverness, Citrus	1,368
Mayo, Lafayette	1,366
Panama City Beach, Bay	1,359
Auburndale, Polk	1,344
Wimauma, Hillsborough	1,327
Ponte Vedra Beach, St. Johns	1,324
Lynn Haven, Bay	1,322
Missing, Dade	1,317
Carol City, Dade	1,308
Chipley, Washington	1,307
Aventura, Dade	1,300
Tarpon Springs, Pinellas	1,294
Fernandina Beach, Nassau	1,286
Titusville, Brevard	1,275
Lake Wales, Polk	1,266
Belle Glade, Palm Beach	1,250
Santa Rosa Beach, Walton	1,223
Starke, Bradford	1,219
New Smyrna Beach, Volusia	1,205
Winter Springs, Seminole	1,205
Merritt Island, Brevard	1,193
Loxahatchee, Palm Beach	1,156
Estero, Lee	1,156
Cooper City, Broward	1,155
Fleming Island, Clay	1,145
Labelle, Hendry	1,143
Destin, Okaloosa	1,117
Sarasota, Manatee	1,117
Avon Park, Highlands	1,114
Biscayne Park, Dade	1,108
Dunedin, Pinellas	1,097
Key Biscayne, Dade	1,097

# COVID-19: characteristics of 1,098,341 Florida resident cases

Data through Dec 11, 2020 verified as of Dec 12, 2020 at 09:25 AM

Data in this report are provisional and subject to change.

The table below includes the cities and counties of residence for cases in Florida residents based on the patient's ZIP Code. Note that city is not always received as part of the initial notification and may be missing while the case is being investigated.

City and county	Cases
Parkland, Broward	1,092
Wauchula, Hardee	1,080
Palm City, Martin	1,047
Holiday, Pasco	1,039
Indiantown, Martin	1,030
Parrish, Manatee	1,030
Mulberry, Polk	1,018
Rockledge, Brevard	995
Tavares, Lake	994
Eustis, Lake	990
Seffner, Hillsborough	984
Riviera Beach, Palm Beach	982
Graceville, Jackson	979
Century, Escambia	976
Bonifay, Holmes	969
Madison, Madison	966
Lake Butler, Union	956
Florida City, Dade	953
Odessa, Hillsborough	948
Macclenny, Baker	942
Mount Dora, Lake	931
El Portal, Dade	900
Crystal River, Citrus	894
Orange City, Volusia	878
Everglades National Park, Dade	869
Lake Placid, Highlands	845
Groveland, Lake	841
Dania, Broward	834
Maitland, Orange	818
Dover, Hillsborough	796
Sanderson, Baker	789
Lithia, Hillsborough	788
Gibsonton, Hillsborough	780
Homosassa, Citrus	770
Yulee, Nassau	767
Pinecrest, Dade	761
Atlantic Beach, Duval	755
Monticello, Jefferson	752
Ponte Vedra, St. Johns	737
Hobe Sound, Martin	730
Summerfield, Marion	730
Coleman, Sumter	726
Jasper, Hamilton	721
Uleta, Dade	704
Olympia Heights, Dade	704
Palm Springs, Palm Beach	693
Pace, Santa Rosa	693
Lantana, Palm Beach	686
Callahan, Nassau	684
Sebastian, Indian River	682
Oldsmar, Pinellas	677
Coral, Dade	675
Alachua, Alachua	674
Moore Haven, Glades	670
Blountstown, Calhoun	665
Sun City Center, Hillsborough	651
Havana, Gadsden	650
Lecanto, Citrus	649
South Miami, Dade	647

# COVID-19: characteristics of 1,098,341 Florida resident cases

Data through Dec 11, 2020 verified as of Dec 12, 2020 at 09:25 AM

Data in this report are provisional and subject to change.

The table below includes the cities and counties of residence for cases in Florida residents based on the patient's ZIP Code. Note that city is not always received as part of the initial notification and may be missing while the case is being investigated.

City and county	Cases
North Palm Beach, Palm Beach	645
Apollo Beach, Hillsborough	644
Debary, Volusia	639
Wewahitchka, Gulf	628
Lady Lake, Lake	613
Edgewater, Volusia	606
Trenton, Gilchrist	603
Dunnellon, Marion	594
Chattahoochee, Gadsden	585
Newberry, Alachua	584
Frostproof, Polk	581
Cross City, Dixie	580
Fisher Island, Dade	574
Wildwood, Sumter	573
Bellevue, Marion	572
Ellenton, Manatee	572
South Bay, Palm Beach	571
Palmetto Bay, Dade	563
Williston, Levy	557
Pahokee, Palm Beach	551
Jensen Beach, Martin	548
Lauderhill, Broward	548
Wilton Manors, Broward	539
Fellsmere, Indian River	538
Bristol, Liberty	533
Freeport, Walton	530
Safety Harbor, Pinellas	530
Satellite Beach, Brevard	530
Lauderdale Lakes, Broward	526
Beverly Hills, Citrus	523
Nokomis, Sarasota	516
Polk City, Polk	510
Mary Esther, Okaloosa	505
Crescent City, Putnam	499
Hilliard, Nassau	498
Key Largo, Monroe	489
Bowling Green, Hardee	487
Port Saint Joe, Gulf	480
Marco Island, Collier	478
Bushnell, Sumter	474
Shalimar, Okaloosa	473
Hernando, Citrus	470
Dunnellon, Citrus	467
Keystone Heights, Clay	462
Carrabelle, Franklin	445
Fort Meade, Polk	439
Glen Saint Mary, Baker	435
Sweetwater, Dade	425
Englewood, Charlotte	419
Medley, Dade	419
Chiefland, Levy	415
Southwest Ranches, Broward	396
Miramar Beach, Walton	391
Indialantic, Brevard	387
Old Town, Dixie	384
Sneads, Jackson	384
Marathon, Monroe	379
Florida State University, Leon	374
Cocoa Beach, Brevard	368

# COVID-19: characteristics of 1,098,341 Florida resident cases

Data through Dec 11, 2020 verified as of Dec 12, 2020 at 09:25 AM

Data in this report are provisional and subject to change.

The table below includes the cities and counties of residence for cases in Florida residents based on the patient's ZIP Code. Note that city is not always received as part of the initial notification and may be missing while the case is being investigated.

City and county	Cases
Centerville, Leon	368
Spring Hill, Pasco	367
Jacksonville, St. Johns	365
Thonotosassa, Hillsborough	364
Lake Alfred, Polk	361
Bronson, Levy	358
Neptune Beach, Duval	351
Englewood, Sarasota	351
Fort Myers Beach, Lee	340
High Springs, Alachua	333
Belle Isle, Orange	328
Sorrento, Lake	325
Minneola, Lake	322
Baker, Okaloosa	318
Cottondale, Jackson	317
Raiford, Union	316
Fort White, Columbia	316
Trinity, Pasco	316
Clearwater Beach, Pinellas	311
West Melbourne, Brevard	310
Interlachen, Putnam	306
Palm Beach, Palm Beach	296
Oakland, Orange	294
Fruitland Park, Lake	289
Malone, Jackson	286
Mascotte, Lake	284
Gulfport, Pinellas	271
Lehigh, Lee	271
Rotunda West, Charlotte	271
Umatilla, Lake	269
Midway, Gadsden	267
Citra, Marion	262
Zolfo Springs, Hardee	262
Bunnell, Flagler	261
Myakka City, Manatee	253
Silver Springs, Marion	248
Weeki Wachee, Hernando	247
Hawthorne, Alachua	247
Haverhill, Palm Beach	245
Pierson, Volusia	242
Tavernier, Monroe	238
Winter Park, Seminole	236
Bell, Gilchrist	235
South Daytona, Volusia	234
Youngstown, Bay	230
Molino, Escambia	229
Jay, Santa Rosa	229
Orlando, Osceola	229
De Leon Springs, Volusia	228
Flagler Beach, Flagler	219
Cape Canaveral, Brevard	216
Branford, Suwannee	216
Lake Park, Palm Beach	213
Altha, Calhoun	212
Melbourne Beach, Brevard	212
Apalachicola, Franklin	211
Ocklawaha, Marion	210
Alva, Lee	207
Osprey, Sarasota	206

# COVID-19: characteristics of 1,098,341 Florida resident cases

Data through Dec 11, 2020 verified as of Dec 12, 2020 at 09:25 AM

Data in this report are provisional and subject to change.

The table below includes the cities and counties of residence for cases in Florida residents based on the patient's ZIP Code. Note that city is not always received as part of the initial notification and may be missing while the case is being investigated.

City and county	Cases
Lawtey, Bradford	205
Greenville, Madison	205
Surfside, Dade	204
Celebration, Osceola	204
Holly Hill, Volusia	203
Jennings, Hamilton	201
Mims, Brevard	200
Oxford, Sumter	200
Indian Harbour Beach, Brevard	200
Ave Maria, Collier	197
Grand Ridge, Jackson	194
Archer, Alachua	193
Orlando, Seminole	191
East Palatka, Putnam	189
Tequesta, Palm Beach	189
Dundee, Polk	187
Bay Harbor Islands, Dade	187
Greenwood, Jackson	184
Edgewood, Orange	178
Kenneth City, Pinellas	177
Hastings, St. Johns	171
O Brien, Suwannee	171
Montverde, Lake	171
Vernon, Washington	170
Eagle Lake, Polk	170
Floral City, Citrus	168
Bal Harbour, Dade	168
Chuluota, Seminole	168
Eastpoint, Franklin	166
Gotha, Orange	163
Westville, Holmes	157
Orlando, Dade	157
Gretna, Gadsden	156
Webster, Sumter	154
South Pasadena, Pinellas	153
West Miami, Dade	153
Satsuma, Putnam	153
Melrose, Putnam	151
San Antonio, Pasco	149
Indian Rocks Beach, Pinellas	145
Valparaiso, Okaloosa	144
Elkton, St. Johns	144
Lee, Madison	143
Malabar, Brevard	138
Ponce De Leon, Holmes	138
Laurel Hill, Okaloosa	137
Clair-Mel City, Hillsborough	137
Southport, Bay	136
Eglin Air Force Base, Okaloosa	135
Apopka, Seminole	135
Lake Panasoffkee, Sumter	133
Azalea Park, Orange	133
University Of Miami, Dade	132
Orlando, Polk	132
Grand Island, Lake	130
Reddick, Marion	130
Missing, Lee	128
Bryceville, Nassau	127
Fort Mccoy, Marion	124

# COVID-19: characteristics of 1,098,341 Florida resident cases

Data through Dec 11, 2020 verified as of Dec 12, 2020 at 09:25 AM

Data in this report are provisional and subject to change.

The table below includes the cities and counties of residence for cases in Florida residents based on the patient's ZIP Code. Note that city is not always received as part of the initial notification and may be missing while the case is being investigated.

City and county	Cases
Inlet Beach, Walton	123
Wellborn, Suwannee	123
Geneva, Seminole	123
Hiawassee, Orange	121
Lakewood Ranch, Manatee	120
White Springs, Hamilton	118
Alford, Jackson	117
Mcdavid, Escambia	117
Orlando, Broward	115
Summerland Key, Monroe	114
Belleair, Pinellas	113
Alafaya, Orange	113
Sebastian, Brevard	113
Missing, Brevard	113
Morriston, Levy	109
Anthony, Marion	107
Juno Beach, Palm Beach	107
Orlando, Volusia	103
Sanibel, Lee	103
Fountain, Bay	103
Matlacha, Lee	102
Hallandale Beach, Broward	102
Weirsdale, Marion	102
Orlando, Hillsborough	101
Zellwood, Orange	101
Lockhart, Orange	100
Mcalpin, Suwannee	100
Missing, Orange	100
Greenacres, Palm Beach	98
Hosford, Liberty	97
Holmes Beach, Manatee	97
South Fort Myers, Lee	97
Missing, Volusia	96
Bay Lake, Orange	95
Pomona Park, Putnam	95
Howey-In-The-Hills, Lake	94
Micanopy, Alachua	94
Longboat Key, Manatee	93
Islamorada, Monroe	93
Babson Park, Polk	91
Madeira Beach, Pinellas	90
Astatula, Lake	89
Fern Park, Seminole	89
Center Hill, Sumter	88
Kindred, Osceola	88
Missing, Marion	87
Odessa, Pasco	87
Poinciana, Polk	87
Lauderdale By The Sea, Broward	86
University Of Fl, Alachua	86
Missing, Santa Rosa	85
Saint James City, Lee	85
Cloud Lake, Palm Beach	84
Bokeelia, Lee	83
Mangonia Park, Palm Beach	82
Holt, Okaloosa	81
Carrollwood, Hillsborough	81
Sopchoppy, Wakulla	81
Viera, Brevard	80



# COVID-19: characteristics of 1,098,341 Florida resident cases

Data through Dec 11, 2020 verified as of Dec 12, 2020 at 09:25 AM

Data in this report are provisional and subject to change.

The table below includes the cities and counties of residence for cases in Florida residents based on the patient's ZIP Code. Note that city is not always received as part of the initial notification and may be missing while the case is being investigated.

City and county	Cases
Missing, Palm Beach	80
Steinhatchee, Taylor	80
Atlantis, Palm Beach	79
Big Pine Key, Monroe	79
Temple Terrace, Hillsborough	79
Grant-Valkaria, Brevard	78
Lake Helen, Volusia	78
Caryville, Washington	77
Oak Hill, Volusia	75
Sumterville, Sumter	73
The Villages, Lake	73
F M, Lee	72
Maitland, Seminole	72
Orlando, Palm Beach	72
Seville, Volusia	72
Orlando, Lake	71
Avon Park, Polk	70
Hypoluxo, Palm Beach	69
Citrus Springs, Citrus	67
Panacea, Wakulla	66
Osteen, Volusia	66
Missing, Duval	65
Clarksville, Calhoun	65
Lady Lake, Sumter	64
Cutler Bay, Dade	64
University Of Central Florida, Orange	64
Placida, Charlotte	62
Lake Hamilton, Polk	62
Missing, Collier	62
Air Mail Facility, Dade	62
Altoona, Lake	61
Stock Island, Monroe	61
Buena Ventura Lakes, Osceola	61
Hollister, Putnam	60
Belleair Beach, Pinellas	60
Golden Beach, Dade	60
Dinsmore, Duval	60
Lutz, Pasco	59
San Mateo, Putnam	59
University Of South Florida, Hillsborough	59
Waldo, Alachua	59
Lamont, Jefferson	58
The Villages, Marion	58
Brooker, Bradford	58
Bonita Beach, Lee	57
Ochopee, Collier	57
Palma Ceia, Hillsborough	57
Astor, Lake	56
Eatonville, Orange	56
Missing, Pasco	55
Ponce Inlet, Volusia	55
Hurlburt Field, Okaloosa	55
Christmas, Orange	54
Missing, Broward	54
Paisley, Lake	54
Barefoot Bay, Brevard	53
Bradenton Beach, Manatee	52
Inglis, Levy	51
Crystal Beach, Pinellas	51

# COVID-19: characteristics of 1,098,341 Florida resident cases

Data through Dec 11, 2020 verified as of Dec 12, 2020 at 09:25 AM

Data in this report are provisional and subject to change.

The table below includes the cities and counties of residence for cases in Florida residents based on the patient's ZIP Code. Note that city is not always received as part of the initial notification and may be missing while the case is being investigated.

City and county	Cases
Kendall, Dade	51
Pinetta, Madison	51
Greensboro, Gadsden	50
Lighthouse Point, Broward	50
Callaway, Bay	50
Bascom, Jackson	49
Welaka, Putnam	49
Missing, St. Johns	49
Orlando, Brevard	48
Canal Point, Palm Beach	48
Hampton, Bradford	47
Missing, Pinellas	46
Baldwin, Duval	46
Ocean Ridge, Palm Beach	45
Tierra Verde, Pinellas	45
Princeton, Dade	45
Florida Gulf Coast Univ, Lee	43
Harmony, Osceola	42
Sunny Isles Beach, Dade	42
Orlando, Pinellas	41
Florahome, Putnam	41
Saint Pete Beach, Pinellas	41
Felda, Hendry	40
Patrick Air Force Base, Brevard	39
Rocky Point, Hillsborough	39
Destin, Walton	39
Campbellton, Jackson	39
West Park, Broward	38
University Of Tampa, Hillsborough	38
Fruit Cove, St. Johns	38
Manalapan, Palm Beach	38
Sewalls Point, Martin	38
Palm Beach Shores, Palm Beach	37
Tyndall Air Force Base, Bay	37
Fort Denaud, Hendry	37
Yalaha, Lake	36
Lorida, Highlands	36
Boca Grande, Lee	36
Orlando, Leon	35
Georgetown, Putnam	35
Village Of Wellington, Palm Beach	34
Flemington, Marion	34
North Venice, Sarasota	34
Ebro, Washington	33
Reunion, Osceola	33
Cinco Bayou, Okaloosa	33
Walnut Hill, Escambia	33
Missing, Hernando	32
North Redington Beach, Pinellas	32
Treasure Island, Pinellas	31
Cedar Key, Levy	31
Saint Leo, Pasco	30
Anna Maria, Manatee	30
Bellview, Escambia	29
Kathleen, Polk	29
Singer Island, Palm Beach	29
Missing, Hillsborough	29
Highland Beach, Palm Beach	29
Lake Suzy, Desoto	29

# COVID-19: characteristics of 1,098,341 Florida resident cases

Data through Dec 11, 2020 verified as of Dec 12, 2020 at 09:25 AM

Data in this report are provisional and subject to change.

The table below includes the cities and counties of residence for cases in Florida residents based on the patient's ZIP Code. Note that city is not always received as part of the initial notification and may be missing while the case is being investigated.

City and county	Cases
Naranja, Dade	28
Barry University, Dade	28
Heathrow, Seminole	27
Aloma, Orange	27
Dania Beach, Broward	27
Cudjoe Key, Monroe	27
Florida State, Leon	26
Eaton Park, Polk	26
Terra Ceia, Manatee	26
Univ Of FI Student Dorms, Alachua	25
Enterprise, Volusia	25
Salt Springs, Marion	25
Miami Springs, Dade	25
Waverly, Polk	25
Bay Pines, Pinellas	25
South Miami Heights, Dade	25
Winter Garden, Lake	25
Intercession City, Osceola	25
Jupiter, Martin	25
Miami, Unknown	24
Ona, Hardee	24
Orlando, Pasco	24
Gulf Breeze, Escambia	23
Missing, Nassau	23
South Palm Beach, Palm Beach	23
Orlando, Duval	23
Micco, Brevard	23
University Of Central FI, Orange	23
Hialeah Gardens, Dade	23
Labelle, Glades	23
Florida Dept Of Corrections, Union	22
Town N Country, Hillsborough	22
Kinard, Calhoun	22
Palm Shores, Brevard	22
Florida A And M University, Leon	21
North Bay Village, Dade	21
Bagdad, Santa Rosa	21
Okahumpka, Lake	21
Miami Shores, Dade	21
Bonita Springs, Collier	21
Pensacola Beach, Santa Rosa	21
Santa Fe, Alachua	21
Miromar Lakes, Lee	21
Kenansville, Osceola	21
Highland City, Polk	21
Nocatee, Desoto	21
Lulu, Columbia	20
Missing, Escambia	20
Missing, Manatee	20
Fort Lauderdale, Dade	20
Tioga, Alachua	20
Penney Farms, Clay	20
Orlando, Marion	20
La Crosse, Alachua	19
Tice, Lee	19
University Of Central Florida, Broward	18
Florida International Univ, Dade	18
Tangerine, Orange	18
Ponte Vedra, Duval	18

# COVID-19: characteristics of 1,098,341 Florida resident cases

Data through Dec 11, 2020 verified as of Dec 12, 2020 at 09:25 AM

Data in this report are provisional and subject to change.

The table below includes the cities and counties of residence for cases in Florida residents based on the patient's ZIP Code. Note that city is not always received as part of the initial notification and may be missing while the case is being investigated.

City and county	Cases
Pasadena, Pinellas	18
Babcock Ranch, Lee	18
Balm, Hillsborough	18
Key Colony Beach, Monroe	18
Stetson University, Volusia	18
Missing, Sumter	18
Missing, Citrus	18
Apopka, Lake	17
Goulds, Dade	17
Missing, Seminole	17
Northdale, Hillsborough	17
Sun City, Hillsborough	17
Orlando, Alachua	17
Sydney, Hillsborough	17
Chokoloskee, Collier	17
City Of Westlake, Palm Beach	16
Missing, Clay	16
Hawthorne, Putnam	16
West Panama City Beach, Bay	16
Hallandale Beach, Broward	16
Bayonet Point, Pasco	16
Lacoochee, Pasco	16
Missing, Lake	15
Homosassa Springs, Citrus	15
Dowling Park, Suwannee	15
Perdido Key, Escambia	15
Maitland, Volusia	15
Palmdale, Glades	15
Paxton, Walton	14
Bonifay, Washington	14
Winter Park, Polk	14
Mexico Beach, Bay	14
Horseshoe Beach, Dixie	14
Missing, Indian River	14
Candler, Marion	14
Missing, Okaloosa	14
Missing, Polk	14
Siesta Key, Sarasota	14
Orlando, Manatee	14
Ocoee, Lake	14
City Of Sunrise, Broward	14
Missing, Martin	14
Village Of Palmetto Bay, Dade	14
Goodland, Collier	14
Branford, Lafayette	14
University Of Central Fl, Hillsborough	14
Indian Lake Estates, Polk	14
Saint Marks, Wakulla	13
Orlando, Lee	13
Orange Lake, Marion	13
Mcintosh, Marion	13
Venus, Highlands	13
Sugarloaf Key, Monroe	13
New Smyrna, Volusia	13
Little Torch Key, Monroe	13
Orlando, Flagler	13
Pembroke Park, Broward	13
Green Acres, Palm Beach	13
Maitland, Polk	13

# COVID-19: characteristics of 1,098,341 Florida resident cases

Data through Dec 11, 2020 verified as of Dec 12, 2020 at 09:25 AM

Data in this report are provisional and subject to change.

The table below includes the cities and counties of residence for cases in Florida residents based on the patient's ZIP Code. Note that city is not always received as part of the initial notification and may be missing while the case is being investigated.

City and county	Cases
Yankeetown, Levy	13
Bostwick, Putnam	12
Champions Gate, Polk	12
Homeland, Polk	12
Long Key, Monroe	12
Crystal Springs, Pasco	12
Wewahitchka, Calhoun	12
Bradley, Polk	12
Florence Villa, Polk	12
Cortez, Manatee	12
Zellwood, Lake	12
Miami, Broward	12
Maitland, Osceola	12
White Springs, Columbia	12
Poinciana, Osceola	11
Hernando Beach, Hernando	11
Eloise, Polk	11
Earleton, Alachua	11
Tallevast, Manatee	11
Mount Dora, Orange	11
Mango, Hillsborough	11
Hollywood, Dade	11
Duette, Manatee	11
Missing, St. Lucie	11
Caryville, Holmes	11
Fort Ogden, Desoto	11
Loughman, Polk	11
Plymouth, Orange	11
Unknown, Dade	11
Telogia, Liberty	10
Lake City, Suwannee	10
Bayshore Gardens, Manatee	10
Sparr, Marion	10
Graceville, Holmes	10
Jacksonville, Unknown	10
Buckingham, Lee	10
Parker, Bay	10
Jensen Beach, St. Lucie	10
Florida International University, Dade	10
Apopka, Volusia	10
Passport, Unknown	10
Village Wellington, Palm Beach	10
Rosemary Beach, Walton	10
Saint Johns, Duval	10
Wabasso, Indian River	10
Gulf Hammock, Levy	9
Bonaventure, Broward	9
Lamont, Madison	9
Steinhatchee, Dixie	9
Westchase, Hillsborough	9
Greenville, Taylor	9
Gulf Stream, Palm Beach	9
Mexico Beach, Gulf	9
Durant, Hillsborough	9
Orlando, Escambia	9
Laurel Hill, Walton	9
Laud-By-The-Sea, Broward	9
University Park, Manatee	9
Ridge Manor, Pasco	9

# COVID-19: characteristics of 1,098,341 Florida resident cases

Data through Dec 11, 2020 verified as of Dec 12, 2020 at 09:25 AM

Data in this report are provisional and subject to change.

The table below includes the cities and counties of residence for cases in Florida residents based on the patient's ZIP Code. Note that city is not always received as part of the initial notification and may be missing while the case is being investigated.

City and county	Cases
Orlando, Okaloosa	9
Cottdonale, Washington	9
Palma Sola, Manatee	9
Long Boat Key, Manatee	9
Saint George Island, Franklin	9
Wausau, Washington	9
Woodville, Leon	9
Westlake, Palm Beach	8
Murdock, Charlotte	8
Everglades City, Collier	8
Maitland, Hillsborough	8
Hialeah, Unknown	8
Trenton, Levy	8
Lake Como, Putnam	8
Lowell, Marion	8
Ferndale, Lake	8
Archer, Levy	8
Pine Hills, Orange	8
Perrine, Dade	8
Wahneta, Polk	8
Webster, Hernando	8
Indian River Shores, Indian River	8
Holder, Citrus	8
Graham, Bradford	8
Orlando, St. Lucie	8
Shady Hills, Pasco	8
Rubonia, Manatee	8
Gonzalez, Escambia	8
Florida State Univ Admin, Leon	8
Union Park, Orange	7
Virginia Gardens, Dade	7
Evinston, Alachua	7
Fanning Springs, Gilchrist	7
Nichols, Polk	7
West Delray Beach, Palm Beach	7
University Of Central FI, Martin	7
Leisure City, Dade	7
Watersound, Walton	7
Brooksville, Pasco	7
Saint Lucie West, St. Lucie	7
Ramrod Key, Monroe	7
Orlando, Sarasota	7
Jerome, Collier	7
Lealman, Pinellas	7
Fort Charlotte, Charlotte	7
Trilby, Pasco	7
Maitland, Lake	7
Alturas, Polk	7
Missing, Columbia	6
Ponce De Leon, Walton	6
Palm City, St. Lucie	6
Belleair Bluffs, Pinellas	6
Lake Monroe, Seminole	6
Ocoee, Osceola	6
Switzerland, St. Johns	6
Golden Oak, Orange	6
Mayport Naval Station, Duval	6
Lake Butler, Bradford	6
Port Saint John, Brevard	6



# COVID-19: characteristics of 1,098,341 Florida resident cases

Data through Dec 11, 2020 verified as of Dec 12, 2020 at 09:25 AM

Data in this report are provisional and subject to change.

The table below includes the cities and counties of residence for cases in Florida residents based on the patient's ZIP Code. Note that city is not always received as part of the initial notification and may be missing while the case is being investigated.

City and county	Cases
N/A, Unknown	6
Mount Plymouth, Lake	6
Hillsboro Beach, Broward	6
Suwannee, Dixie	6
Orlando, St. Johns	6
Orlando, Collier	6
Orlando, Hernando	6
Maxville, Duval	6
Ozona, Pinellas	6
Orchid, Indian River	6
Pine Castle, Orange	6
Indian Creek Village, Dade	6
Lakeshore, Polk	6
Morriston, Marion	6
Lakewood Ranch, Sarasota	5
Longboat Key, Sarasota	5
Duck Key, Monroe	5
PSI, Unknown	5
Nalcrest, Polk	5
Hutchinson Island, St. Lucie	5
Forest City, Seminole	5
High Springs, Gilchrist	5
Windermere, Alachua	5
Missing, Unknown	5
Missing, Putnam	5
Braden River, Manatee	5
Roseland, Indian River	5
Winter Garden, Osceola	5
Eatonville, Polk	5
Dade City, Hernando	5
Citrus Hills, Citrus	5
Missing, Leon	5
Beverly Beach, Flagler	5
Winter Garden, Seminole	5
Pine Ridge, Citrus	5
Orlando, Charlotte	5
Niceville, Walton	5
Choctaw Beach, Okaloosa	5
Pass, Unknown	5
Quail Heights, Dade	5
River Ranch, Polk	5
Stuart, St. Lucie	5
Winter Park, Broward	5
Redington Shores, Pinellas	5
Westchester, Dade	5
East Lake, Marion	5
Deer Island, Lake	5
Ebro, Bay	5
Innovation, Pasco	5
Orlando, Highlands	5
Apopka, Broward	5
Forest City, Orange	5
Glen Ridge, Palm Beach	4
Goldenrod, Seminole	4
Davenport, Osceola	4
Sea Ranch Lakes, Broward	4
Grove City, Charlotte	4
Daytona Beach Shores, Volusia	4
Barberville, Volusia	4

# COVID-19: characteristics of 1,098,341 Florida resident cases

Data through Dec 11, 2020 verified as of Dec 12, 2020 at 09:25 AM

Data in this report are provisional and subject to change.

The table below includes the cities and counties of residence for cases in Florida residents based on the patient's ZIP Code. Note that city is not always received as part of the initial notification and may be missing while the case is being investigated.

City and county	Cases
Redington Beach, Pinellas	4
Orlando, Bay	4
Windermere, Leon	4
University Of Central Florida, Brevard	4
Valkaria, Brevard	4
Orlando, Columbia	4
Loxahatchee Groves, Palm Beach	4
Indian Shores, Pinellas	4
Live Oak, Madison	4
Orlando, Santa Rosa	4
Shady Grove, Taylor	4
White City, Gulf	4
Mayport, Duval	4
Maitland, Leon	4
Briny Breezes, Palm Beach	4
Basinger, Okeechobee	4
Missing, Alachua	4
Missing, Bay	4
Williston, Marion	4
Saint Augustine, Duval	4
Alafaya, Broward	4
Elfers, Pasco	4
Fernandina, Nassau	4
International Service Center, Dade	4
Wakulla Springs, Wakulla	4
Orlando, Citrus	4
Seacrest, Walton	4
Ft Pierce, St. Lucie	4
Cypress, Jackson	4
Pensacola, Unknown	4
Ybor City, Hillsborough	4
Fort Lauderdale, Palm Beach	4
Naples, Lee	4
Miami Gardens, Unknown	4
Okeechobee, Osceola	4
North Fort Myers, Charlotte	3
Orlando, Jackson	3
Kissimmee, Unknown	3
Jacksonville Naval Air Station, Duval	3
Chicago, Lee	3
Clewiston, Palm Beach	3
Branford, Gilchrist	3
Bayou George, Bay	3
San Carlos Park, Lee	3
Westville, Walton	3
Winter Garden, Leon	3
Pensacola Beach, Escambia	3
Sugarloaf, Monroe	3
Clarcona, Orange	3
Lloyd, Jefferson	3
Lamont, Taylor	3
Orlando, Nassau	3
Miccosukee, Leon	3
San Fernando, Unknown	3
Salem, Taylor	3
Orange Springs, Marion	3
Oneco, Manatee	3
Pompano Beach, Palm Beach	3
Vernon, Bay	3

# COVID-19: characteristics of 1,098,341 Florida resident cases

Data through Dec 11, 2020 verified as of Dec 12, 2020 at 09:25 AM

Data in this report are provisional and subject to change.

The table below includes the cities and counties of residence for cases in Florida residents based on the patient's ZIP Code. Note that city is not always received as part of the initial notification and may be missing while the case is being investigated.

City and county	Cases
Windermere, Palm Beach	3
Winter Park, Brevard	3
Indian Rock Beach, Pinellas	3
Hollywood, Unknown	3
Monticello, Madison	3
Mayport Naval Housing, Duval	3
Fpo, Duval	3
Fernandina Beach, Duval	3
Cypress Gardens, Polk	3
Point Washington, Walton	3
University Of Central Fl, Seminole	3
Sand Lake, Orange	3
Seacrest, Bay	3
Vero Beach, St. Lucie	3
Mims, Volusia	3
Nobleton, Hernando	3
Orange Park, Duval	3
Julington Creek, St. Johns	3
Bella Collina, Lake	3
Apopka, Hillsborough	3
El Jobean, Charlotte	3
Milton, Escambia	3
Inlet Beach, Bay	3
Jacksonville, Clay	3
Grandin, Putnam	3
Johns Pass Village, Pinellas	3
Apopka, Dade	3
Sunny Hills, Washington	3
Tampa, Pinellas	3
Winter Park, Alachua	3
Winter Park, Leon	3
Winter Park, Osceola	3
Worthington Springs, Union	3
Orlando, Union	3
Miami Gardens, Broward	3
Lynbrook, Broward	3
Hallandale Beach, Unknown	3
Blountstown, Liberty	3
Captiva, Lee	3
Deerfield Beach, Palm Beach	3
Orlando, Indian River	3
Orlando, Martin	3
Saint Augustine Beach, St. Johns	3
Putnam Hall, Putnam	3
Village Of Golf, Palm Beach	3
Windermere, Seminole	3
West Bradenton, Manatee	3
Port Salerno, Martin	3
Winter Garden, Polk	3
Eglin, Okaloosa	3
Margate, Unknown	3
Melrose, Bradford	3
Maitland, Pasco	3
Pp, Unknown	3
University Of Central Florida, Palm Beach	3
University Of Central Florida, Pinellas	3
Wildlight, Nassau	3
Winter Park, Lake	3
Apopka, Osceola	3

# COVID-19: characteristics of 1,098,341 Florida resident cases

Data through Dec 11, 2020 verified as of Dec 12, 2020 at 09:25 AM

Data in this report are provisional and subject to change.

The table below includes the cities and counties of residence for cases in Florida residents based on the patient's ZIP Code. Note that city is not always received as part of the initial notification and may be missing while the case is being investigated.

City and county	Cases
Brewton, Escambia	3
Labelle, Lee	3
Ocoee, Broward	3
Missing, Hendry	3
Missing, Sarasota	3
Lanark Village, Franklin	2
Missing, Walton	2
Moore Haven, Hendry	2
Orlando, Holmes	2
Orlando, Sumter	2
Lake Harbor, Palm Beach	2
Fort Walton Beach, Walton	2
Dunnellon, Levy	2
Cassadaga, Volusia	2
Woodside, Broward	2
Windermere, Polk	2
Winter Garden, Brevard	2
University Of Central Fl, Dade	2
University Of Central Fl, Osceola	2
Scottsmoor, Brevard	2
Portland, Unknown	2
Pp, Dade	2
Lockhart, Seminole	2
Madison, Unknown	2
Hialeah, Broward	2
Jacksonville, Dade	2
Florida Power & Light Co, Dade	2
Gibsonia, Polk	2
Amelia City, Nassau	2
Alligator Point, Wakulla	2
Citrus Ridge, Indian River	2
Tangerine, Lake	2
Ocean Breeze, Martin	2
Pass, Dade	2
Winter Garden, Hillsborough	2
Winter Garden, Broward	2
Winter Garden, Dade	2
Windermere, Osceola	2
Winter Park, St. Johns	2
Upper Key Largo, Monroe	2
Saint Petersburg, Hillsborough	2
Saint Augusaintine Beach, St. Johns	2
Seven Springs, Pasco	2
Port Charlotte, Unknown	2
Punta Gorda, Lee	2
Port Saint Lucie, Martin	2
Orlando, Unknown	2
Coconut Creek, Unknown	2
Crawfordville, Leon	2
Cross Creek, Alachua	2
Alligator Point, Franklin	2
Immokalee, Lee	2
Fairfield, Marion	2
Eatonville, Lake	2
Fort Lauderdale, Unknown	2
Miami, Palm Beach	2
Missing, Jackson	2
None, Dade	2
Los Angeles, Okaloosa	2

# COVID-19: characteristics of 1,098,341 Florida resident cases

Data through Dec 11, 2020 verified as of Dec 12, 2020 at 09:25 AM

Data in this report are provisional and subject to change.

The table below includes the cities and counties of residence for cases in Florida residents based on the patient's ZIP Code. Note that city is not always received as part of the initial notification and may be missing while the case is being investigated.

City and county	Cases
Lutz, Pinellas	2
Lake Geneva, Clay	2
Lawtey, Union	2
Lakeland, Hillsborough	2
Oklawaha, Marion	2
Olustee, Baker	2
Ocoee, Duval	2
West Palm Beach, Dade	2
Tarpon Springs, Pasco	2
Apopka, Flagler	2
Aripeka, Pasco	2
Apopka, Marion	2
Apopka, Sarasota	2
Bonifay, Jackson	2
Clermont, Polk	2
Fort Pierce, Martin	2
Kissimmee, Orange	2
Lake Buena Vista, Orange	2
Laurel, Sarasota	2
Lecanto, Marion	2
Ludlam, Dade	2
Apopka, Duval	2
Jupiter Island, Martin	2
Labelle, Collier	2
Lauderhill, Unknown	2
Jonesville, Alachua	2
Miami, Martin	2
Long Beach, Orange	2
Maitland, Palm Beach	2
Okeechobee, Highlands	2
North Port, Charlotte	2
Ocean Reef Club, Monroe	2
New Port Richey, Hillsborough	2
Miramar, Unknown	2
Missing, Monroe	2
Missing, Washington	2
Venice, Dade	2
Winter Park, Collier	2
Winter Park, Duval	2
Winter Park, Hillsborough	2
Winter Park, Volusia	2
Windermere, Hillsborough	2
University Of Central Fl, Broward	2
Dade City, Unknown	2
Day, Lafayette	2
Cross Key, Monroe	2
Green Cove Springs, Duval	2
Bowling Green, Polk	2
Crescent Beach, Sarasota	2
Marysville, Dade	2
Inglis, Citrus	2
Port Canaveral, Brevard	2
Oakland Park, Unknown	2
Samoset, Manatee	2
Seguin, Unknown	2
Tampa, Broward	2
Sunrise, Unknown	2
Milligan, Okaloosa	2
Ocoee, Leon	2

# COVID-19: characteristics of 1,098,341 Florida resident cases

Data through Dec 11, 2020 verified as of Dec 12, 2020 at 09:25 AM

Data in this report are provisional and subject to change.

The table below includes the cities and counties of residence for cases in Florida residents based on the patient's ZIP Code. Note that city is not always received as part of the initial notification and may be missing while the case is being investigated.

City and county	Cases
Land O Lakes, Hillsborough	2
Los Angeles, Dade	2
Keystone Heights, Bradford	2
Copeland, Collier	2
Cross City, Taylor	2
Carl Fisher, Dade	2
Fort Lauderdale, Alachua	2
Glenwood, Volusia	2
Saint Marys, Nassau	2
Windermere, Lake	2
Winter Park, Highlands	2
Sebring, Desoto	2
Pompano Beach, Unknown	2
Tampa, Hernando	2
University Of Central Florida, Lee	2
Vero Beach, Unknown	2
Wauchula, Desoto	2
Winter Park, Dade	2
Yeehaw, Okeechobee	2
000000, Unknown	2
Babcock Ranch, Charlotte	2
Boynton Beach, Broward	2
Cape Haze, Charlotte	2
Bristol, Calhoun	2
Conch Key, Monroe	2
Jacksonville Naval Hospital, Duval	2
Longview, Dade	2
Jacksonville, Nassau	2
Kingsley Lake, Bradford	2
Melrose, Clay	2
Mesa, Unknown	2
Newberry, Gilchrist	2
Miramar, Dade	2
Ormond Beach, Flagler	2
Okeechobee, Lake	2
North Laud, Unknown	1
Oldsrav, Manatee	1
Paducah, Manatee	1
Panama City, Unknown	1
Pembroke Pines, Dade	1
Pensacola, Sumter	1
Missing, Osceola	1
Monroe, Hillsborough	1
Middletown, Osceola	1
Missing, Holmes	1
Longwood, Broward	1
Lucedale, St. Lucie	1
Macclenny, Duval	1
Mayaguez, Dade	1
Interlachen, Duval	1
Hosford, Calhoun	1
Greenbrier, Bay	1
Hialeahgardens, Dade	1
Columbia, Volusia	1
Cincinnati, Dade	1
Circle Pines, St. Lucie	1
Champions Gate, Osceola	1
Davie, Unknown	1
Dayton, Orange	1



# COVID-19: characteristics of 1,098,341 Florida resident cases

Data through Dec 11, 2020 verified as of Dec 12, 2020 at 09:25 AM

Data in this report are provisional and subject to change.

The table below includes the cities and counties of residence for cases in Florida residents based on the patient's ZIP Code. Note that city is not always received as part of the initial notification and may be missing while the case is being investigated.

City and county	Cases
De Leon Springs , Putnam	1
Gibsonton, Unknown	1
Florala, Okaloosa	1
Dracut, Orange	1
Edgewood, Broward	1
Bronson, Alachua	1
Brooker, Alachua	1
Bonita, Lee	1
Brandon, Pinellas	1
Baker, Santa Rosa	1
Alva, Escambia	1
Arcadia, Highlands	1
Armstrong, St. Johns	1
Belmont, Santa Rosa	1
Blountstown, Broward	1
Belle Isle, Duval	1
Wtixrat, Dade	1
Windermere, Volusia	1
Westlake Village, Unknown	1
Watersound, Bay	1
Unk, Duval	1
Ventura, Orange	1
Umatilla, Marion	1
Trenton, Dixie	1
Unknown, Unknown	1
Powell, Lee	1
Perth Amboy, Hillsborough	1
Puerto Rico, Unknown	1
Randolph, Orange	1
Saint Lucie Village, St. Lucie	1
Sebring, Glades	1
Sharpes, Brevard	1
Sorrento, Orange	1
Sanford, Orange	1
Saint Petersburg, Charlotte	1
Sunrtise, Dade	1
Tallahassee, Madison	1
Toms River, Lee	1
Tourist, Dade	1
Woodbine, Nassau	1
Winter Garden, Duval	1
Winter Garden, Marion	1
Winter Park, Citrus	1
Winter Park, Hendry	1
Wacissa, Jefferson	1
Waipahu, Santa Rosa	1
Ward, Polk	1
West Yarmouth, St. Lucie	1
Venetian Islands, Dade	1
Syracuse, Polk	1
Tallahassee, Dade	1
Tamarac, Dade	1
Tarpon Springs, Unknown	1
Tavares, Orange	1
Town Of Nocatee, St. Johns	1
University Of Central Fl, Pinellas	1
Unkn, Duval	1
Unknown, Volusia	1
Suitland, Volusia	1

# COVID-19: characteristics of 1,098,341 Florida resident cases

Data through Dec 11, 2020 verified as of Dec 12, 2020 at 09:25 AM

Data in this report are provisional and subject to change.

The table below includes the cities and counties of residence for cases in Florida residents based on the patient's ZIP Code. Note that city is not always received as part of the initial notification and may be missing while the case is being investigated.

City and county	Cases
Shirley, Flagler	1
Saint Joseph, Volusia	1
Russellville, Bay	1
San Antonio, Orange	1
Seminole, Leon	1
Piasa, Putnam	1
Pass-A-Grille Beach, Pinellas	1
Pembroke Lakes, Broward	1
Port Saint Lucie, Palm Beach	1
Prattville, Hillsborough	1
Prestonsburg, Bay	1
Quincy, Jackson	1
Rapid City, Broward	1
Red Bay, Holmes	1
Greensburg, Palm Beach	1
Far Rockaway, Dade	1
Gurabo, Osceola	1
Haines Creek, Lake	1
Hallandale, Unknown	1
Hoclywsod, Dade	1
Hiawassee, Osceola	1
Hernando, Marion	1
Hialeah, Collier	1
Fort Lauderdale, Leon	1
Fort White, Clay	1
Garden City, Alachua	1
Gaylord, Orange	1
Dallas, Hernando	1
Downingtown, Hillsborough	1
Carmel, Orange	1
Chicago, Unknown	1
Brandon, Unknown	1
Brooklyn, Lee	1
Caracas, Dade	1
Coconut Ck, Unknown	1
Deer Park, Dade	1
Deerfield Beach, Unknown	1
Deland, Seminole	1
Apopka, Brevard	1
Apopka, Clay	1
Apopka, Polk	1
Asheville, Highlands	1
Astoria, Broward	1
Bartow, Hardee	1
Boca Raton, Broward	1
Belle Isle, Osceola	1
Bel Air, Collier	1
Alachua, Duval	1
Alpharetta, Broward	1
Key West, Duval	1
Jefferson, Dade	1
Jonesboro, Leon	1
Jupiter, Dade	1
Jupiter, St. Lucie	1
Kenilworth, Leon	1
Indian Rocks Beach, Duval	1
Homeless, Hillsborough	1
Homeless, Monroe	1
Homeless, Pinellas	1

# COVID-19: characteristics of 1,098,341 Florida resident cases

Data through Dec 11, 2020 verified as of Dec 12, 2020 at 09:25 AM

Data in this report are provisional and subject to change.

The table below includes the cities and counties of residence for cases in Florida residents based on the patient's ZIP Code. Note that city is not always received as part of the initial notification and may be missing while the case is being investigated.

City and county	Cases
Ldhl, Broward	1
Las Vegas, Palm Beach	1
Lake Butler, Alachua	1
Lakeland, Unknown	1
Kingsland, Nassau	1
Knoxville, Bay	1
Orlando, Putnam	1
Orlo Vista, Orange	1
Other, Dade	1
Milford, Lee	1
Micanopy, Marion	1
Mckinney, Broward	1
Miamc, Dade	1
North Palm Beach, Orange	1
Northport, Sarasota	1
Oakland, Lee	1
Monroe Township, Palm Beach	1
Moore Haven, Okeechobee	1
Morrisville, Unknown	1
Surprise, Unknown	1
St Cloud, Orange	1
Syracuse, Unknown	1
Twentynine Palms, Broward	1
University Of Central Florida, Duval	1
Unknown, Manatee	1
Venezuela, Unknown	1
San Marcos, Unknown	1
Sarasota, Unknown	1
Saint Petersburg, Bay	1
Ridgewood, Lee	1
Roseville, Broward	1
North Porte, Unknown	1
Notrealville, Polk	1
Ocoee, Manatee	1
Okeechobi, Unknown	1
Orlando, Gadsden	1
Orem, Dade	1
Orlando, Clay	1
Pooler, Broward	1
Pensacola, Dade	1
Plantation Key, Monroe	1
Plantation, Leon	1
Orlando, Walton	1
Oviedo, Lake	1
Panomo City, Bay	1
Xifamk, Dade	1
Winfield, Hillsborough	1
Winter Garden, Lee	1
Winter Garden, Unknown	1
Winter Park, Bay	1
Vernon, Walton	1
Whippany, Volusia	1
Greensboro, Leon	1
Irmo, Unknown	1
Island Grove, Alachua	1
Jacksonville, Baker	1
Key West, Palm Beach	1
Kilgore, Dade	1
Jupiter Inlet, Palm Beach	1

# COVID-19: characteristics of 1,098,341 Florida resident cases

Data through Dec 11, 2020 verified as of Dec 12, 2020 at 09:25 AM

Data in this report are provisional and subject to change.

The table below includes the cities and counties of residence for cases in Florida residents based on the patient's ZIP Code. Note that city is not always received as part of the initial notification and may be missing while the case is being investigated.

City and county	Cases
Macclenny, Dixie	1
Madison, Jefferson	1
Land O Lakes, Unknown	1
Landolakes, Unknown	1
Lima, Volusia	1
Metter, Manatee	1
Miami Dade, Unknown	1
Miamksaohes, Dade	1
Missing, Lafayette	1
North Brunswick, St. Lucie	1
North Lauderdale, Unknown	1
Monument, Broward	1
Mokena, Lee	1
Mount Vernon, Volusia	1
Mulberry, Hillsborough	1
Morrisville, Palm Beach	1
Crestview, Broward	1
Crestview, Walton	1
Clarcona, Seminole	1
Clearwater, Leon	1
Callahan, Duval	1
Bradenton, Lee	1
Bogota, Unknown	1
Alafaya, Pinellas	1
Apopka, Leon	1
Atlanta, Walton	1
Attalla, Broward	1
Azalea Park, Lake	1
Azalea Park, Polk	1
Glen Cove, Unknown	1
Glen Saint Mary, Duval	1
Gainesville, Levy	1
Fleming Island, Duval	1
Crystal River, Marion	1
Cape San Blas, Gulf	1
Deerfield Beach, Polk	1
Defuniak Springs, Okaloosa	1
Eatonville, Hillsborough	1
Tavares, Unknown	1
Temple, Palm Beach	1
Stiamk, Dade	1
Surfside Beach, Orange	1
Sun City Center, Lee	1
Pompano Beach, Dade	1
Pompano Beach, Osceola	1
Port Charlotte, Lee	1
Port Richey, Unknown	1
Port Saint Lucie, Marion	1
Port St Luice, Unknown	1
Port St. Lucie, St. Lucie	1
Rivera Beach, Unknown	1
Saint Petersburg, Duval	1
Roswell, Bay	1
Ruskin, Manatee	1
Winnetka, Dade	1
Winter Springs, Orange	1
Youngstown, Washington	1
Zellwood, Brevard	1
Zellwood, Osceola	1

# COVID-19: characteristics of 1,098,341 Florida resident cases

Data through Dec 11, 2020 verified as of Dec 12, 2020 at 09:25 AM

Data in this report are provisional and subject to change.

The table below includes the cities and counties of residence for cases in Florida residents based on the patient's ZIP Code. Note that city is not always received as part of the initial notification and may be missing while the case is being investigated.

City and county	Cases
Winter Park, Manatee	1
Winter Park, Palm Beach	1
Winter Park, Pinellas	1
Unknown, Duval	1
Weston, Unknown	1
Wildwood, Lee	1
West Hollywood, Broward	1
West Palm Beach, Unknown	1
Missing, Desoto	1
Missing, Flagler	1
Newaygo, Charlotte	1
Na, Dade	1
Naples, Leon	1
Pine Hills, Polk	1
Painted Post, Pasco	1
Palatka, Marion	1
Pensacola Naval Hospital, Escambia	1
Mattoon, Lee	1
Milford, Bay	1
Littleton, St. Johns	1
Los Angeles, Orange	1
Marianna, Washington	1
Mary Esther, Hillsborough	1
Lake Worth, Unknown	1
Land, Unknown	1
Lecanto, Palm Beach	1
Lake In The Hills, Broward	1
Jupiter, Pinellas	1
Kansas City, Palm Beach	1
Boys Ranch, Suwannee	1
Celebration, Orange	1
Chatham, Hernando	1
Coal City, Pasco	1
Delray Beach, Broward	1
Arabi, Orange	1
At Large, Broward	1
Austin, Dade	1
Azalea Park, Broward	1
Addison, Pasco	1
Alafaya, Dade	1
Alford, Washington	1
Apo, Collier	1
Belle Isle, Seminole	1
Apopka, Alachua	1
Apopka, Citrus	1
Big Torch Key, Monroe	1
Black, Holmes	1
Boca Raton, Lee	1
Bonifay, Unknown	1
East Rockland Key, Monroe	1
Crescent City, Marion	1
Crestview, Unknown	1
Grant Valkaria, Brevard	1
Fort Worth, Broward	1
Franklin, Orange	1
Gainesville, Santa Rosa	1
Fort Lauderdale, Lee	1
Fort Pierce, Brevard	1
High Springs, Columbia	1

# COVID-19: characteristics of 1,098,341 Florida resident cases

Data through Dec 11, 2020 verified as of Dec 12, 2020 at 09:25 AM

Data in this report are provisional and subject to change.

The table below includes the cities and counties of residence for cases in Florida residents based on the patient's ZIP Code. Note that city is not always received as part of the initial notification and may be missing while the case is being investigated.

City and county	Cases
Gwynn Oak, Polk	1
Indianapolis, Lee	1
Jena, Taylor	1
Magnolia Square, Osceola	1
Maitland, Alachua	1
Las Vegas, Orange	1
Melrose, Alachua	1
Miamf, Dade	1
Miami G, Dade	1
Miami, Collier	1
Marianna, Calhoun	1
Oakland, Lake	1
Oakland, Leon	1
Naples, Orange	1
New Richmond, Volusia	1
Lemoyne, Manatee	1
Lake Placid, Alachua	1
Kingsland, Duval	1
Kissimmee, Brevard	1
Greenville, Jefferson	1
Holt, Santa Rosa	1
Gotha, Leon	1
Gilmer, Dade	1
Haverford, Hillsborough	1
Hispanic, St. Lucie	1
Estero, Collier	1
Fanning Springs, Levy	1
Cumberland, Palm Beach	1
Dade City, Hillsborough	1
Clear Brook, Lee	1
Crestview, Holmes	1
Columbus, Brevard	1
Cookeville, Seminole	1
Dallas, Lee	1
Deland, Lake	1
Deland, Polk	1
Doctors Inlet, Clay	1
Boca Raton, Unknown	1
Bohealia, Lee	1
Blowing Rock, Polk	1
Carol Stream, Orange	1
Charlotte, Pasco	1
Apopka, St. Lucie	1
Belle Isle, Polk	1
Apopka, Manatee	1
99, Unknown	1
Alanson, Bay	1
Aollywoss, Dade	1
Weston, Dade	1
Wheaton, Lee	1
Wesley Chapel, Alachua	1
Tewksbury, Orange	1
University Of Central Florida, Monroe	1
Tangerine, Seminole	1
Tampa Palms, Hillsborough	1
Soldotna, Broward	1
South Burlington, Orange	1
Steinhatchee, Madison	1
Ocoee, Lee	1



# COVID-19: characteristics of 1,098,341 Florida resident cases

Data through Dec 11, 2020 verified as of Dec 12, 2020 at 09:25 AM

Data in this report are provisional and subject to change.

The table below includes the cities and counties of residence for cases in Florida residents based on the patient's ZIP Code. Note that city is not always received as part of the initial notification and may be missing while the case is being investigated.

City and county	Cases
Ocoee, Volusia	1
Okeechobee, St. Lucie	1
Opalocka, Dade	1
Palm Coast, Duval	1
Orlando, Hendry	1
Orlando, Levy	1
Pineland, Lee	1
Saint Johns, Orange	1
San Antonio, Sarasota	1
San Antonio, Unknown	1
Sanford, Volusia	1
Perry, Leon	1
Palm Springs North, Dade	1
Provincetown, Collier	1
Lewisburg, Pasco	1
Jerusalem, St. Johns	1
La Grange, Dade	1
Lake City, Hamilton	1
Maitland, Dade	1
Marshall, Dade	1
Louisville, Manatee	1
Los Angeles Ca, Unknown	1
Littleton, Dade	1
Navarre, Okaloosa	1
Newark, Broward	1
Newburgh, Bay	1
Okeechobee, Glades	1
Oooooo, Unknown	1
North Pole, Seminole	1
North Port, Lee	1
Mount Pleasant, Gadsden	1
Miami, Hillsborough	1
Middlesburg, Duval	1
Gotha, Palm Beach	1
Fort Myers, Unknown	1
Fort Pierce, Unknown	1
Eatonville, Osceola	1
Eau Gallie, Brevard	1
Edgewood, Osceola	1
Homeless, Polk	1
Homosassa, Hernando	1
Harrison, Pinellas	1
Granada Hills, Broward	1
Hailandale, Unknown	1
Hialeah, Bay	1
Anaheim, Unknown	1
Alafaya, Palm Beach	1
Athens, Duval	1
Bogota, Orange	1
Belle Isle, Dade	1
Bronx, Palm Beach	1
Cypress, Leon	1
Deland, St. Lucie	1
Deltona, Orange	1
Clermont, Osceola	1
Clewiston, Glades	1
Cartersville, Unknown	1
Orlando, Washington	1
Orem, Broward	1

# COVID-19: characteristics of 1,098,341 Florida resident cases

Data through Dec 11, 2020 verified as of Dec 12, 2020 at 09:25 AM

Data in this report are provisional and subject to change.

The table below includes the cities and counties of residence for cases in Florida residents based on the patient's ZIP Code. Note that city is not always received as part of the initial notification and may be missing while the case is being investigated.

City and county	Cases
Peoria, Unknown	1
Pacifica, Dade	1
Palm Coast, Polk	1
Palm Coast, Volusia	1
Parker, Dade	1
Port Everglades, Broward	1
Rex, Duval	1
Saint Johns, Unknown	1
Rye, Duval	1
Seybold, Dade	1
Saint Petersburg, St. Lucie	1
Saxis, Lee	1
Sebring, Lee	1
Sun City Center, Hardee	1
Spring Hill , Hernando	1
Starke, Clay	1
Stone Mountain, Palm Beach	1
Washington, Unknown	1
Wekiva Springs, Seminole	1
Tulsa, Orange	1
University Of Central FI, Clay	1
Tallahassee, Duval	1
Tampa, Palm Beach	1
Winter Garden, Pinellas	1
Winter Park, Calhoun	1
Winter Park, Indian River	1
Winter Park, Lee	1
Windermere, Pasco	1
West Villages, Sarasota	1
Wichita, Volusia	1
Windermere, Broward	1
Zolfo Springs, Polk	1
Woodland Hills, Brevard	1
Pompano Beach, Alachua	1
Pine Hills, Broward	1
Orem, Sarasota	1
Palm City, Unknown	1
Oviedo, Leon	1
Porter Ranch, Dade	1
Raiford, Bradford	1
Port Saint Lucie, Broward	1
Port Saint Lucie, Indian River	1
San Diego, Unknown	1
Riverview, Manatee	1
Russellville, Hillsborough	1
Saint Augustine, Okaloosa	1
Tampa, Manatee	1
Steinhatchee, Alachua	1
University Of Central Florida, Hillsborough	1
University Of Central FI, Pasco	1
Windermere, Dade	1
Winston Salem, Unknown	1
Wilbur By The Sea, Volusia	1
Willowbrook, Lee	1
Westerville, Hillsborough	1
Wellington, Unknown	1
Vero Beach, Brevard	1
Village Of Palm Springs, Palm Beach	1
Webster, Pasco	1

# COVID-19: characteristics of 1,098,341 Florida resident cases

Data through Dec 11, 2020 verified as of Dec 12, 2020 at 09:25 AM

Data in this report are provisional and subject to change.

The table below includes the cities and counties of residence for cases in Florida residents based on the patient's ZIP Code. Note that city is not always received as part of the initial notification and may be missing while the case is being investigated.

City and county	Cases
Colorado Springs, Unknown	1
Conifer, Lee	1
Bryn Mawr, Palm Beach	1
Camden Wyoming, Duval	1
Chipley, Holmes	1
Chipley, Jackson	1
Chattanooga, Dade	1
Alva, Collier	1
Alys Beach, Bay	1
333, Unknown	1
Alafaya, Volusia	1
Allentown, Putnam	1
Apple Creek, Citrus	1
Azalea Park, Osceola	1
Fortlauderdale, Unknown	1
Ft Pierce, Unknown	1
Garland, Orange	1
Fort Denaud, Glades	1
Everett, Dade	1
FI State Lot, Leon	1
El Paso, Unknown	1
Eatonville, Seminole	1
Destin, Unknown	1
Jeffersonville, Broward	1
Lauderdale Hill, Unknown	1
Lake Worth, Broward	1
Hallandate Ben, Unknown	1
Hastings, Citrus	1
Hickory, Lee	1
Homeless, Dade	1
Longwood, Orange	1
Live Oak, Columbia	1
Miamii, Dade	1
Miamt, Dade	1
Mid Florida, Seminole	1
Middleburg, Duval	1
N/A, Duval	1
Naples, Alachua	1
Old Town, Gilchrist	1
Ocoee, Hillsborough	1
Ocala, Unknown	1
South Otselic, Dade	1
Saint Petersburg, Dade	1
San Juan, Osceola	1
San Pedro Sula, Dade	1
Richmond Heights, Dade	1
Rochester, Lee	1
Rosemary Beach, Bay	1
University Of Central FI, St. Johns	1
University Of Central Florida, Dade	1
Tinley Park, Lee	1
Sumatra, Liberty	1
Springhill, Unknown	1
Telluride, Lee	1
Winter Garden, Sumter	1
Wayne, Dade	1
West Simsbury, Collier	1
Wimauma, Manatee	1
Windermere, Lee	1

# COVID-19: characteristics of 1,098,341 Florida resident cases

Data through Dec 11, 2020 verified as of Dec 12, 2020 at 09:25 AM

Data in this report are provisional and subject to change.

The table below includes the cities and counties of residence for cases in Florida residents based on the patient's ZIP Code. Note that city is not always received as part of the initial notification and may be missing while the case is being investigated.

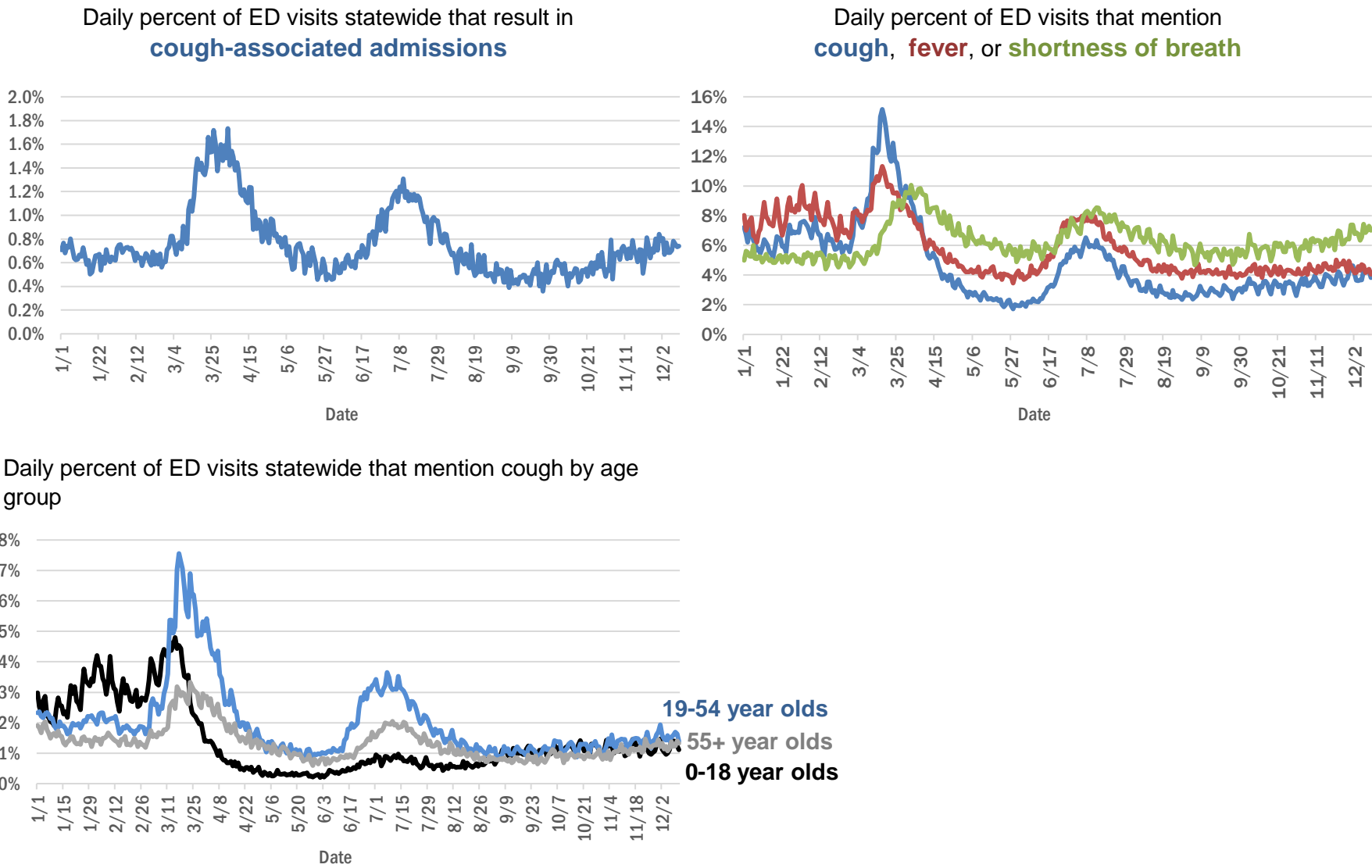
City and county	Cases
Unknown, Orange	1
Bryn Mawr, Collier	1
Apopka, Palm Beach	1
Aspen, Palm Beach	1
Azalea Park, Sarasota	1
Bartow, Unknown	1
Boca Rotan, Unknown	1
Clermont, Unknown	1
Duke Field Air Force Station, Okaloosa	1
Deltona , Volusia	1
Columbia, Orange	1
Coral Springs, Unknown	1
Cornelius, Leon	1
Crestview, Dade	1
Dade City, Polk	1
Dania, Unknown	1
Darien, Pasco	1
Fdsf, Unknown	1
Fwb, Unknown	1
Gastonia, Polk	1
Knoxville, Duval	1
Green, Clay	1
Gulf Shores, Escambia	1
Havanna, Gadsden	1
Hialeah Lakes, Dade	1
Hilliard, Dade	1
Hollywood, Leon	1
Holt, Unknown	1
Humble, Broward	1
Opa Locka, Unknown	1
Ocoee, Polk	1
New Vernon, Sarasota	1
New York, Broward	1
Oakland, Broward	1
Oakland, Manatee	1
Pensacola, Santa Rosa	1
Otter Creek, Levy	1
Plantation, Unknown	1
Ponce, Orange	1
Port Charlotte Fl, Unknown	1
Lakewood, Unknown	1
Los Angeles, Polk	1
Maitland, Unknown	1
Manchester, Sarasota	1
Melbourne, Orange	1
Miami Beach, Palm Beach	1
Miami Granders, Dade	1
Missing, Taylor	1
Myakka, Duval	1
Naples, Broward	1
Naugatuck, Lee	1
Missing, Highlands	1
Minneapolis, Broward	1
Minneapolis, Collier	1
Total	1,098,341

# COVID-19: additional surveillance information

Data through Dec 11, 2020 verified as of Dec 12, 2020 at 09:25 AM

Data in this report are provisional and subject to change.

## Statewide emergency department (ED) chief complaint and admission data



The Electronic Surveillance System for the Early Notification of Community-Based Epidemics (ESSENCE-FL) includes chief complaint data from 211 of 211 Florida EDs. Data are transmitted electronically to ESSENCE-FL daily or hourly.

# COVID-19: testing by laboratory

Data through Dec 11, 2020 verified as of Dec 12, 2020 at 09:25 AM

Data in this report are provisional and subject to change.

The numbers in the table below represent the number of Florida and non-Florida residents for whom test results were received by the Department of Health. A person can be tested by more than one laboratory and can have both positive and negative results. **Therefore, the sum of the numbers in each column will be larger than the total number of people tested.**

Reporting lab	Inconclusive	Negative	Positive	Percent positive	Total
LABORATORY CORPORATION OF AMERICA	2,050	1,272,986	158,670	11%	1,433,706
QUEST DIAGNOSTICS	9,458	1,143,877	158,908	12%	1,312,243
CURATIVE LABS	8,131	805,007	97,575	11%	910,713
BIO REFERENCE LABORATORIES, INC	7,249	739,705	134,398	15%	881,352
GENETWORX	661	390,603	32,932	8%	424,196
REALTOX LABS LLC	3,915	352,576	56,347	14%	412,838
HELIX	3,276	279,036	40,235	12%	322,547
EAST FLORIDA STATE COLLEGE - BREVARD		212,894	26,991	11%	239,885
RCA LABORATORY SERVICES, LLC		187,263	13,059	7%	200,322
NOMIHEALTH		156,124	17,284	10%	173,408
IMPACT HEALTH BIOMETRIC TESTING, INC	846	151,779	15,354	9%	167,979
ELABNETWORK	1,058	131,497	10,853	8%	143,408
MAKO GENOMICS	5,812	113,991	18,651	13%	138,454
BPHL-JACKSONVILLE	18	113,377	17,894	14%	131,289
NORTHWEST LABORATORY	246	120,955	6,734	5%	127,935
MAYO CLINIC LABORATORIES	275	109,805	11,787	10%	121,867
ADVENT HEALTH LAB	112	101,260	13,957	12%	115,329
ADVENTHEALTH LAB	98	102,926	10,260	9%	113,284
MEDICAL DIAGNOSTIC LABORATORIES	968	97,633	13,979	12%	112,580
BAYCARE LABORATORIES LLC	461	100,251	8,533	8%	109,245
BIOCOLLECTIONS WORLDWIDE, INC	604	90,641	11,698	11%	102,943
MEMORIAL REGIONAL HOSPITAL SOUTH	22	85,773	16,910	16%	102,705
BPHL-MIAMI	225	87,626	14,220	14%	102,071
ASCENSION SACRED HEART HOSPITAL - PENSACOLA	2	87,269	11,382	12%	98,653
KORVALABS, INC	1,281	90,616	4,641	5%	96,538
ORLANDO HEALTH SYSTEM	591	85,871	8,228	9%	94,690
REAL DIAGNOSTICS	435	73,112	9,305	11%	82,852
FULGENT DIAGNOSTICS LABORATORY	1,238	71,793	6,276	8%	79,307
SUNPATH MEDICAL DIAGNOSTICS LABORATORY	701	67,295	9,687	12%	77,683
TAMPA GENERAL HOSPITAL	4	70,462	5,626	7%	76,092
UF HEALTH MEDICAL LAB	33	69,348	5,697	8%	75,078
BPHL-TAMPA (SPECTRUM BLVD)	45	63,299	10,648	14%	73,992
DIATHERIX LABORATORIES		63,043	8,828	12%	71,871
TESTING MATTERS INC	50	60,378	7,694	11%	68,122
AKESOGEN		54,915	8,848	14%	63,763
BAPTIST HEALTH SOUTH FLORIDA	219	50,362	7,786	13%	58,367
ASCENSION ST VINCENT'S - RIVERSIDE	1	50,333	5,806	10%	56,140
JACKSON MEMORIAL HOSPITAL CLINICAL LAB	79	46,039	8,613	16%	54,731
ARUP LABORATORIES	16	49,939	2,898	5%	52,853
AMERICAN HEALTH ASSOCIATES	9	46,997	3,487	7%	50,493
LAKELAND REGIONAL MEDICAL CENTER	117	45,307	4,971	10%	50,395
UF HEALTH SHANDS HOSPITAL	301	47,194	2,857	6%	50,352
AIT LABORATORIES		40,908	4,645	10%	45,553
VIRACOR EUROFINS		34,809	9,693	22%	44,502
PWNHEALTH	59	38,607	2,872	7%	41,538
SOUTH MIAMI HOSPITAL LAB	165	35,545	4,591	11%	40,301
ORANGE COUNTY CONVENTION CENTER		33,330	3,648	10%	36,978



# COVID-19: testing by laboratory

Data through Dec 11, 2020 verified as of Dec 12, 2020 at 09:25 AM

Data in this report are provisional and subject to change.

The numbers in the table below represent the number of Florida and non-Florida residents for whom test results were received by the Department of Health. A person can be tested by more than one laboratory and can have both positive and negative results. **Therefore, the sum of the numbers in each column will be larger than the total number of people tested.**

Reporting lab	Inconclusive	Negative	Positive	Percent positive	Total
TALLAHASSEE MEMORIAL HOSPITAL	153	33,051	3,669	10%	36,873
APPLIED INGENUITY DIAGNOSTICS LLC		35,121	1,613	4%	36,734
BAPTIST HEALTH - JACKSONVILLE	4	34,200	2,292	6%	36,496
MIAMI DADE COUNTY☐		32,093	3,527	10%	35,620
WALGREENS	30	27,888	5,063	15%	32,981
LEE HEALTH - CAPE CORAL HOSPITAL	3	27,002	4,287	14%	31,292
BROWARD GENERAL MEDICAL CENTER-CLINICAL LAB	2	27,497	2,787	9%	30,286
SARASOTA MEMORIAL HOSPITAL MAIN LAB	12	27,649	2,082	7%	29,743
MILLENNIUM PHYSICIAN GROUP	17	24,740	4,179	14%	28,936
UNIVERSITY OF MIAMI HOSPITAL	32	25,963	2,756	10%	28,751
INGENIOUS PERSONALIZED MEDICINE	126	23,488	4,443	16%	28,057
UF HEALTH JACKSONVILLE	42	24,989	2,251	8%	27,282
NICKLAUS CHILDREN'S HOSPITAL	53	23,746	3,395	12%	27,194
FLORIDA HOSPITAL - TAMPA	37	25,116	2,030	7%	27,183
ECCO LAB GROUP CO	383	22,088	3,732	14%	26,203
NORTH FLORIDA REGIONAL MEDICAL CENTER		20,204	2,045	9%	22,249
MOUNT SINAI MEDICAL CENTER	7	20,151	1,919	9%	22,077
ST JOSEPHS HOSPITAL LABORATORY	19	19,490	2,522	11%	22,031
STATLAB_MOBILE	1	19,242	1,984	9%	21,227
BRANDON REGIONAL HOSPITAL		18,970	2,250	11%	21,220
ACCESS DX LABORATORY	197	18,775	1,879	9%	20,851
PALMETTO GENERAL HOSPITAL LAB	3	17,012	3,567	17%	20,582
JUPITER MEDICAL CENTER LAB	53	18,738	1,663	8%	20,454
ADVENT HEALTH - DAYTONA BEACH	32	18,883	1,426	7%	20,341
GENESIS REFERENCE LABORATORIES		18,537	1,624	8%	20,161
JFK MEDICAL CENTER LAB	1	17,636	2,200	11%	19,837
NAPLES COMMUNITY HOSPITAL	60	17,342	1,768	9%	19,170
LAB DIAGNOSTICS LLC	375	12,868	5,152	28%	18,395
INTEGRATED REGIONAL LABORATORIES LLP		15,269	2,217	13%	17,486
PANCARE OF FLORIDA INC		15,793	1,583	9%	17,376
BIOCERNA LABS	461	14,582	2,112	12%	17,155
AVENTUS BIO LABS	16	15,103	1,994	12%	17,113
PATIENTS FIRST LAKE ELLA MEDICAL CENTER PA		14,384	2,580	15%	16,964
DRS CLACK SPENCER WHITE & MCCORMACK PA D/B/A		15,196	1,471	9%	16,667
ADVENTIST HEALTH SYSTEMS SUNBELT INC DBA		15,516	551	3%	16,067
SAINT MARY'S MEDICAL CENTER	22	14,308	1,681	10%	16,011
HEALTH CENTER AT SINAI RESIDENCES		15,515	374	2%	15,889
CDR MAGUIRE - HEALTH CARE CENTER		14,128	1,741	11%	15,869
MORTON PLANT HOSPITAL-ADLER INSTITUTE	10	14,464	1,360	9%	15,834
EXACT SCIENCES LABORATORIES		13,474	1,102	8%	14,576
INDIAN RIVER MEDICAL CENTER LAB		13,669	846	6%	14,515
HEALTHLINK DIAGNOSTIC LABORATORIES	99	13,000	949	7%	14,048
HOLY CROSS HOSPITAL CLINICAL LAB	1	12,960	790	6%	13,751
CLEVELAND CLINIC HOSPITAL LAB	4	12,047	1,527	11%	13,578

# COVID-19: testing by laboratory

Data through Dec 11, 2020 verified as of Dec 12, 2020 at 09:25 AM

Data in this report are provisional and subject to change.

The numbers in the table below represent the number of Florida and non-Florida residents for whom test results were received by the Department of Health. A person can be tested by more than one laboratory and can have both positive and negative results. **Therefore, the sum of the numbers in each column will be larger than the total number of people tested.**

Reporting lab	Inconclusive	Negative	Positive	Percent positive	Total
WELLINGTON REGIONAL MED CTR LAB	5	11,898	1,451	11%	13,354
STS LAB 2 LLC	6	12,922	384	3%	13,312
LEESBURG REGIONAL MEDICAL CENTER		12,027	1,227	9%	13,254
OSCEOLA REGIONAL MEDICAL CENTER	1	11,368	1,549	12%	12,918
HOMESTEAD HOSPITAL CLINICAL LABORATORY	25	10,516	2,134	17%	12,675
RUTGERS CLINICAL GENOMICS LABORATORY	44	12,106	435	3%	12,585
WATSON CLINIC LLP		10,602	1,823	15%	12,425
MEMORIAL HOSPITAL JACKSONVILLE	8	10,404	1,876	15%	12,288
FLORIDA HOSPITAL WATERMAN LABORATORY	70	10,998	855	7%	11,923
ST MARKS HOSPITAL LABORATORY B	78	10,627	1,002	9%	11,707
MEMORIAL REGIONAL HOSPITAL CLINICAL LABORATORY	10	10,841	739	6%	11,590
LEE HEALTH - LEE MEMORIAL HOSPITAL		8,562	2,772	24%	11,334
PWN HEALTH	17	9,279	2,004	18%	11,300
WEST KENDALL BAPTIST HOSPITAL	9	9,163	2,055	18%	11,227
NORTHWEST MEDICAL CENTER	1	9,879	1,346	12%	11,226
DELRAY MEDICAL CENTER LAB	3	10,117	1,030	9%	11,150
PRIVA PATH LABS	50	10,500	529	5%	11,079
ORANGE PARK MEDICAL CENTER	9	9,369	1,684	15%	11,062
BETHESDA HOSPITAL EAST		9,975	900	8%	10,875
LAWNWOOD REGIONAL MEDICAL CENTER	1	9,396	1,317	12%	10,714
OAK HILL HOSPITAL		9,601	1,015	10%	10,616
BAPTIST HEALTH - SOUTH		9,744	722	7%	10,466
LARKIN COMMUNITY HOSPITAL INC DBA CARDIOTROPIC		6,820	3,621	35%	10,441
ST ANTHONY'S HOSPITAL LAB	13	9,321	1,039	10%	10,373
WINTER HAVEN HOSPITAL CLINICAL LABORATORY	3	8,849	1,419	14%	10,271
UHEALTH CORAL GABLES/LENNAR MED CTR	3	9,568	563	6%	10,134
LARGO MEDICAL CENTER		9,028	954	10%	9,982
CLEVELAND CLINIC TRADITION HOSPITAL		9,346	562	6%	9,908
SRQ DRIVE THROUGH☐		8,944	905	9%	9,849
GOOD SAMARITAN MEDICAL CENTER LAB	1	8,577	1,249	13%	9,827
BAYFRONT HEALTH - ST PETERSBURG	16	8,476	1,324	13%	9,816
LARKIN COMMUNITY HOSPITAL	10	8,431	1,288	13%	9,729
PALM BEACH BALL PARK		8,605	994	10%	9,599
COAST DIAGNOSTICS LLC	29	8,810	708	7%	9,547
WESTSIDE REGIONAL MED CTR	2	8,186	1,307	14%	9,495
AVECINA	17	8,727	569	6%	9,313
MERCY HOSPITAL A CAMPUS OF PLANTATION GEN HOSP LAB	1	7,791	1,481	16%	9,273
MEASE COUNTRYSIDE LAB	2	8,411	823	9%	9,236
ST JOSEPHS HOSPITAL	8	8,114	1,039	11%	9,161
GULF COAST MEDICAL CENTER MICROLAB		7,151	1,978	22%	9,129
PALMS WEST HOSPITAL LAB	2	7,788	1,251	14%	9,041
AEGIS SCIENCES CORPORATION	39	8,078	850	9%	8,967
MEDICAL CENTER OF TRINITY CLINICAL LABORATORY	1	8,101	818	9%	8,920
WEST FLORIDA HOSPITAL LAB		7,196	1,597	18%	8,793
VISTA CLINICAL DIAGNOSTICS	123	8,038	630	7%	8,791

# COVID-19: testing by laboratory

Data through Dec 11, 2020 verified as of Dec 12, 2020 at 09:25 AM

Data in this report are provisional and subject to change.

The numbers in the table below represent the number of Florida and non-Florida residents for whom test results were received by the Department of Health. A person can be tested by more than one laboratory and can have both positive and negative results. **Therefore, the sum of the numbers in each column will be larger than the total number of people tested.**

Reporting lab	Inconclusive	Negative	Positive	Percent positive	Total
BAPTIST HEALTHCARE - BAPTIST HOSPITAL	5	7,282	1,474	17%	8,761
REGIONAL MEDCIAL CENTER BAYONET POINT	2	8,167	558	6%	8,727
CORAL GABLES HOSPITAL CLINICAL LABORATORY		7,340	1,361	16%	8,701
BOSTON HEART DIAGNOSTICS CORP		7,506	1,150	13%	8,656
THE VILLAGES REGIONAL HOSPITAL		8,032	610	7%	8,642
HALIFAX MEDICAL CENTER LAB	34	7,417	1,190	14%	8,641
WEST BOCA MEDICAL CENTER LAB		7,933	661	8%	8,594
MANATEE MEMORIAL HOSPITAL		7,846	665	8%	8,511
FLORIDA HOSPITAL HEARTLAND MED CTR CLINICAL LAB	33	7,291	986	12%	8,310
AVECINA MEDICAL OAKLEAF	3	6,977	1,330	16%	8,310
ACCESS MEDICAL LABORATORIES	1	4,655	3,649	44%	8,305
AVENTURA HOSPITAL LAB		6,779	1,510	18%	8,289
CAPITAL REGIONAL MEDICAL CTR		6,822	1,457	18%	8,279
LEE HEALTH - HEALTH PARK MEDICAL CENTER		6,846	1,334	16%	8,180
BLAKE MEDICAL CENTER		7,173	991	12%	8,164
PALM BEACH GARDENS MEDICAL CTR LAB		7,419	698	9%	8,117
ADVENT HEALTH - WESLEY CHAPEL	14	7,437	641	8%	8,092
DWIC OF TAMPA BAY INC		7,609	341	4%	7,950
MALABAR MEDICAL WALK IN CLINIC		6,880	931	12%	7,811
DOCTORS HOSPITAL	4	6,467	1,176	15%	7,647
NCH NORTH NAPLES HOSPITAL LAB	15	6,733	827	11%	7,575
INDIAN RIVER PATHOLOGY LLC		6,988	550	7%	7,538
AVECINA MEDICAL	4	6,098	1,417	19%	7,519
NIGHT LITE PEDIATRICS	4	5,768	1,739	23%	7,511
BINAXNOW	9	5,840	1,625	22%	7,474
INFORM DIAGNOSTICS, INC		6,882	372	5%	7,254
FLORIDA HOSPITAL FLAGLER	29	6,744	458	6%	7,231
LAKE CITY MEDICAL CENTER		5,822	1,365	19%	7,187
FLORIDA MEDICAL CENTER - A CAMPUS OF NORTH SHORE	2	6,188	844	12%	7,034
NONA SCIENTIFIC	4	5,506	1,514	22%	7,024
PLANTATION GENERAL HOSPITAL		5,909	1,087	16%	6,996
CORAL SPRINGS MED CTR		6,245	621	9%	6,866
GENOVA DIAGNOSTICS LABORATORY	19	6,374	442	6%	6,835
NORTHSIDE HOSPITAL AND HEART INSTITUTE		6,165	645	9%	6,810
P4 CLINICAL, LLC	73	6,169	516	8%	6,758
LAKE CITY HM		6,350	390	6%	6,740
FLORIDA LABORATORY ANALYSIS		6,076	643	10%	6,719
PATHNOSTICS	17	5,087	1,611	24%	6,715
LUMINUS DIAGNOSTICS		6,166	529	8%	6,695
NORTH SHORE MEDICAL CENTER		5,569	1,113	17%	6,682
NEMOURS CHILDRENS HOSPITAL		6,454	226	3%	6,680
FLORIDA HOSPITAL DELAND	10	5,803	828	12%	6,641
ALL CHILDREN'S HOSPITAL		6,189	368	6%	6,557
FLORIDA HOSPITAL ZEPHYRHILLS	10	6,005	534	8%	6,549
BROWARD HEALTH NORTH CLINICAL LABORATORY		5,764	724	11%	6,488
CENTRAL FLORIDA REGIONAL HOSPITAL		5,843	582	9%	6,425
VISTA CLINICAL	8	3,558	2,664	43%	6,230

# COVID-19: testing by laboratory

Data through Dec 11, 2020 verified as of Dec 12, 2020 at 09:25 AM

Data in this report are provisional and subject to change.

The numbers in the table below represent the number of Florida and non-Florida residents for whom test results were received by the Department of Health. A person can be tested by more than one laboratory and can have both positive and negative results. **Therefore, the sum of the numbers in each column will be larger than the total number of people tested.**

Reporting lab	Inconclusive	Negative	Positive	Percent positive	Total
FLORIDA HOSPITAL OF CARROLLWOOD	22	5,487	694	11%	6,203
NIGHT LITE PEDIATRIC CENTER LLC		5,698	489	8%	6,187
MEMORIAL HOSPITAL WEST LABORATORY SERVICES	14	5,522	556	9%	6,092
CLEVELAND CLINIC MARTIN SOUTH HOSPITAL	1	5,546	498	8%	6,045
BAPTIST HEALTH SOUTH FLORIDA - WEST KENDALL URGENT CARE		5,178	860	14%	6,038
OCALA REGIONAL MEDICAL CENTER		5,362	643	11%	6,005
WEST PALM HOSPITAL LAB		5,510	462	8%	5,972
LEE HEALTH - GULF COAST MEDICAL CENTER	2	4,816	1,034	18%	5,852
FULGENT DIAGNOSTICS	98	5,388	338	6%	5,824
BAPTIST HEALTH - BEACHES		5,401	393	7%	5,794
UNITED CLINICAL LABORATORY LLC	2	4,562	1,060	19%	5,624
LABSTAT LLC	2	5,110	285	5%	5,397
KD MEDICAL CHOICE LLC		4,836	557	10%	5,393
MEDEXPRESS URGENT CARE	2	3,478	1,906	35%	5,386
MORTON PLANT-MEASE	1	4,984	393	7%	5,378
ADVENTHEALTH CENTRA CARE LAKE BUENA VISTA		5,181	192	4%	5,373
ANNE BATES LEACH EYE HOSPITAL/ ABLEH MICROBIOLOGY LABORATORY		5,201	75	1%	5,276
MEMORIAL HOSPITAL MICRO		4,928	341	6%	5,269
MARTIN HOSPITAL SOUTH LAB		4,966	280	5%	5,246
LEON MEDICAL CENTERS LLC		4,161	1,082	21%	5,243
GENESIS MEDICAL LABORATORY	63	4,475	694	13%	5,232
POINCIANA MEDICAL CENTER		4,105	1,123	21%	5,228
LAKEWOOD RANCH MEDICAL CENTER		4,835	378	7%	5,213
AMERICAN FAMILY CARE		3,082	2,056	40%	5,138
WEST MARION COMMUNITY HOSPITAL LAB		4,466	634	12%	5,100
FLORIDA HOSPITAL FISH MEMORIAL	19	4,453	594	12%	5,066
ST JOSEPHS NORTH HOSPITAL LAB	2	4,493	555	11%	5,050
ARCPPOINT LABS OF FORT MYERS	4	4,365	625	13%	4,994
SUNRISE MEDICAL LABORATORIES	2	4,536	303	6%	4,841
CLEVELAND CLINIC MARTIN NORTH HOSPITAL		4,356	435	9%	4,791
CARDIOPATH	1	4,340	420	9%	4,761
IMPERIAL POINT MEDICAL CENTER		4,373	362	8%	4,735
BAPTIST HEALTH SOUTH FLORIDA - COUNTRY WALK URGENT CARE		4,058	673	14%	4,731
UNKNOWN	3	2,767	1,961	41%	4,731
TROPICANA FIELD - LOT 2□	17	4,297	411	9%	4,725
ST LUCIE MEDICAL CENTER		3,877	834	18%	4,711
AVERO DIAGNOSTICS - IRVING	2	4,375	291	6%	4,668
SOUTH BAY HOSPITAL CLINICAL LAB		4,253	412	9%	4,665
THE HEALTHCARE DISTRICT OF PALM BEACH COUNTY	15	4,225	413	9%	4,653
BAPTIST HEALTH - NASSAU		4,400	198	4%	4,598
OVIEDO MEDICAL CENTER		4,028	457	10%	4,485
MEDARBOR DIAGNOSTICS	1	3,445	913	21%	4,359
MOFFITT CANCER CENTER	6	4,265	87	2%	4,358
HIALEAH HOSPITAL	4	3,495	849	20%	4,348
VIKOR SCIENTIFIC	5	3,434	839	20%	4,278
FORT WALTON BEACH MEDICAL CENTER		3,670	560	13%	4,230
SOUTH FLORIDA BAPTIST HOSPITAL MICRO	2	3,647	580	14%	4,229



# COVID-19: testing by laboratory

Data through Dec 11, 2020 verified as of Dec 12, 2020 at 09:25 AM

Data in this report are provisional and subject to change.

The numbers in the table below represent the number of Florida and non-Florida residents for whom test results were received by the Department of Health. A person can be tested by more than one laboratory and can have both positive and negative results. **Therefore, the sum of the numbers in each column will be larger than the total number of people tested.**

Reporting lab	Inconclusive	Negative	Positive	Percent positive	Total
BAPTIST HEALTH SOUTH FLORIDA - MIAMI LAKES URGENT CARE		3,400	816	19%	4,216
HEALTHQUEST ESOTERICS		2,992	1,126	27%	4,118
ST PETERSBURG GENERAL HOSPITAL		3,436	646	16%	4,082
FLORIDA HOSPITAL NORTH PINELLAS	11	3,755	278	7%	4,044
EXPRESS GENE MOLECULAR DIAGNOSTICS LABORATORY		3,051	968	24%	4,019
CernerELR_Advent		3,687	310	8%	3,997
CARDIOTROPIC LABS	83	3,141	724	18%	3,948
NIGHT LITE PEDIATRICS URGENT CARE	1	3,392	535	14%	3,928
PHYSICIANS REGIONAL MEDICAL CENTER - PINE RIDGE RD	1	3,225	671	17%	3,897
ISPM LABS, LLC DBA CAPSTONE DIAGNOSTICS, LLC		3,733	98	3%	3,831
BAPTIST HEALTH SOUTH FLORIDA - DORAL URGENT CARE		3,110	701	18%	3,811
SYNERGY LABORATORIES	7	3,452	348	9%	3,807
SANTA ROSA MEDICAL CENTER		3,155	586	16%	3,741
HOLIDAY CVS LLC		3,558	179	5%	3,737
UNIVERSITY HOSPITAL AND MEDICAL CENTER		2,851	809	22%	3,660
H LEE MOFFITT CANCER CENTER LABORATORY		3,590	55	2%	3,645
BAPTIST HEALTH SOUTH FLORIDA - WESTCHESTER URGENT CARE		3,061	580	16%	3,641
CLARITY LAB SOLUTIONS LLC		3,608	4	0%	3,612
BAYFRONT HEALTH - VENICE REGIONAL MEDICAL	1	3,318	259	7%	3,578
BAPTIST HEALTH SOUTH FLORIDA - CORAL SPRINGS URGENT CARE		3,154	422	12%	3,576
BAPTIST HEALTH SOUTH FLORIDA - PEMBROKE PINES URGENT CARE		3,063	509	14%	3,572
BAYCARE COMMUNITY HEALTH		3,477	67	2%	3,544
FLORIDA HOSPITAL OCALA		3,255	234	7%	3,489
PUTNAM COMMUNITY MEDICAL CENTER		3,109	374	11%	3,483
EGLIN AIR FORCE BASE	7	2,489	921	27%	3,417
BAPTIST HEALTH - NORTH		2,685	714	21%	3,399
MEASE DUNEDIN HOSPITAL	4	3,079	266	8%	3,349
GENE BY GENE, GENOMICS RESEARCH CENTER LAB	35	3,203	90	3%	3,328
WESTCHESTER HOSPITAL	23	2,735	569	17%	3,327
SOLARIS DIAGNOSTICS	4	2,983	325	10%	3,312
PALMS OF PASADENA HOSPITAL		2,908	319	10%	3,227
BAYFRONT HEALTH - PORT CHARLOTTE		2,943	265	8%	3,208
ACUTIS DIAGNOSTICS	15	2,712	455	14%	3,182
RAULERSON HOSPITAL		2,665	489	16%	3,154
DOCTORS HOSPITAL OF SARASOTA CLINICAL LABORATORY		2,772	349	11%	3,121
SYNERGY DIAGNOSTIC LABORATORY	83	2,767	247	8%	3,097
MIDWAY SPECIALTY CARE CENTER DIAGNOSTICS	37	2,837	210	7%	3,084
NORTHWEST FLORIDA COMMUNITY HOSPITAL	19	2,159	882	29%	3,060
ANGEL KIDS PEDIATRICS		2,931	107	4%	3,038
MEMORIAL HOSPITAL- MIRAMAR	12	2,761	221	7%	2,994
ADVENTHEALTH CENTRA CARE DR PHILLIPS		2,833	102	3%	2,935
STONE CLINICAL LABORATORIES		2,789	96	3%	2,885
ADVENTHEALTH CENTRA CARE WINTER GARDEN		2,718	136	5%	2,854
TWIN CITIES HOSPITAL	1	2,542	308	11%	2,851
MEDICAL DNA LABS LLC	2	2,649	173	6%	2,824
BETHESDA HOSPITAL WEST		2,572	238	8%	2,810
BAPTIST HEALTH SOUTH FLORIDA - CORAL GABLES (UNIVERSITY) URGENT CARE		2,446	322	12%	2,768

# COVID-19: testing by laboratory

Data through Dec 11, 2020 verified as of Dec 12, 2020 at 09:25 AM

Data in this report are provisional and subject to change.

The numbers in the table below represent the number of Florida and non-Florida residents for whom test results were received by the Department of Health. A person can be tested by more than one laboratory and can have both positive and negative results. **Therefore, the sum of the numbers in each column will be larger than the total number of people tested.**

Reporting lab	Inconclusive	Negative	Positive	Percent positive	Total
WALGREENS ORLANDO	3	2,407	319	12%	2,729
WALGREEN CO	2	2,410	313	11%	2,725
MEDCOMP SCIENCES LLC	29	1,316	1,344	50%	2,689
VETERANS AFFAIRS MEDICAL CENTER - ORLANDO		1,342	1,347	50%	2,689
ADVENTHEALTH CENTRA CARE WINTER PARK		2,582	94	4%	2,676
CENTRA CARE – WATERFORD LAKES		2,045	573	22%	2,618
THE CENTER FOR URGENT CARE	3	2,114	491	19%	2,608
MINUTECLINIC LLC		2,247	359	14%	2,606
BAPTIST HEALTH SOUTH FLORIDA - TAMiami TRAIL URGENT CARE		2,074	497	19%	2,571
BAPTIST HEALTH SOUTH FLORIDA - PINECREST URGENT CARE		2,236	314	12%	2,550
BAPTIST HEALTH SOUTH FLORIDA - CORAL GABLES URGENT CARE		2,173	376	15%	2,549
QDX PATHOLOGY SERVICES	1	2,264	264	10%	2,529
ADVENT HEALTH - Ocala		2,124	402	16%	2,526
ADVENTHEALTH CENTRA CARE UNIVERSITY		2,444	77	3%	2,521
BAYFRONT HEALTH - SEVEN RIVERS		2,319	195	8%	2,514
BAPTIST HEALTH SOUTH FLORIDA - WESTON URGENT CARE		2,272	242	10%	2,514
ADVENTHEALTH CENTRA CARE ST CLOUD		2,349	156	6%	2,505
MINUTECLINIC LLC #3703		2,172	322	13%	2,494
CITRUS MEMORIAL HOSPITAL LABORATORY		2,197	289	12%	2,486
BAPTIST HEALTH SOUTH FLORIDA - DAVIE URGENT CARE		2,100	366	15%	2,466
ADVENTHEALTH CENTRA CARE HUNTERS CREEK		2,284	172	7%	2,456
ASCENSION SACRED HEART - EMERALD COAST		2,040	364	15%	2,404
CLINICAL REFERENCE LABORATORY	2	2,310	86	4%	2,398
BAYFRONT HEALTH - BROOKSVILLE		2,087	294	12%	2,381
SELECT LABORATORIES - MARION COUNTY, FL LLC	3	2,207	165	7%	2,375
MINUTECLINIC		2,110	254	11%	2,364
LAKESIDE MEDICAL CENTER		1,886	476	20%	2,362
URGENT CARE CURE	2	2,070	281	12%	2,353
MEMORIAL HOSPITAL PEMBROKE	3	2,060	264	11%	2,327
BAPTIST HEALTH SOUTH FLORIDA - PALMETTO BAY URGENT CARE		1,995	328	14%	2,323
BARTOW REGIONAL MEDICAL CENTER	1	2,038	283	12%	2,322
LEE HEALTH - COCONUT POINT CLINICAL LAB	2	1,872	433	19%	2,307
PEDIATRIC HEALTH CARE ALLIANCE PA		2,138	167	7%	2,305
ADVENTHEALTH CENTRA CARE KISSIMMEE		2,203	88	4%	2,291
ENGLEWOOD COMMUNITY HOSPITAL		2,102	177	8%	2,279
ADVENTHEALTH CENTRA CARE LEE ROAD		2,195	76	3%	2,271
SUNCOAST PATHOLOGY ASSOCIATES		2,092	168	7%	2,260
ADVENTHEALTH CENTRA CARE SANFORD		2,161	98	4%	2,259
ADVENTHEALTH CENTRA CARE CLERMONT		2,150	91	4%	2,241
BAPTIST HEALTH SOUTH FLORIDA - KENDALE LAKES URGENT CARE		1,798	442	20%	2,240
COMMUNITY HEALTH NORTHWEST FLORIDA	4	1,696	526	24%	2,226
ADVENTHEALTH CENTRA CARE LAKE MARY		2,129	77	3%	2,206
CENTRA CARE SAINT CLOUD	1	1,885	303	14%	2,189
SPORTS DRUG TESTING LABORATORY	38	2,082	56	3%	2,176
AMELIA URGENT CARE		1,353	787	37%	2,140
BMCT Molecular Diagnostics Subsection		1,768	357	17%	2,125
ADVENTHEALTH CENTRA CARE WATERFORD LAKES		1,970	138	7%	2,108



# COVID-19: testing by laboratory

Data through Dec 11, 2020 verified as of Dec 12, 2020 at 09:25 AM

Data in this report are provisional and subject to change.

The numbers in the table below represent the number of Florida and non-Florida residents for whom test results were received by the Department of Health. A person can be tested by more than one laboratory and can have both positive and negative results. **Therefore, the sum of the numbers in each column will be larger than the total number of people tested.**

Reporting lab	Inconclusive	Negative	Positive	Percent positive	Total
ADVENTIST HEALTH SYSTEMS, SUNBELT INC		2,034	71	3%	2,105
HOLIDAY CVS LLC DBA CVS PHARMACY #5154		2,067	37	2%	2,104
DOCTORS URGENT CARE LLC	1	1,719	370	18%	2,090
HIGHLANDS REGIONAL MEDICAL CENTER		1,671	412	20%	2,083
DESOTO MEMORIAL HOSPITAL	3	1,719	346	17%	2,068
AHCC WESLEY CHAPEL		1,977	88	4%	2,065
LOWER KEYS MEDICAL CENTER		1,839	225	11%	2,064
ADVENTHEALTH CENTRA CARE MOUNT DORA		1,914	100	5%	2,014
ADVENTHEALTH CENTRA CARE APOPKA		1,863	134	7%	1,997
CLARITY LAB SOLUTIONS		1,733	254	13%	1,987
PHYSICIANS REGIONAL MEDICAL CENTER - COLLIER BLVD	1	1,506	477	24%	1,984
BAPTIST HEALTH URGENT CARE AT SAWGRASS		1,712	255	13%	1,967
BAPTIST HEALTH SOUTH FLORIDA - BRICKELL URGENT CARE		1,644	322	16%	1,966
ADVENT HEALTH - HEART OF FLORIDA ER	1	1,797	167	8%	1,965
DOC SMILEY'S URGENT CARE		1,705	247	13%	1,952
ADVENTHEALTH CENTRA CARE SAND LAKE		1,866	55	3%	1,921
SARKIS CLINICAL TRIALS		1,687	225	12%	1,912
PRECISION HEALTH RESOURCES LLC		1,778	117	6%	1,895
MEDEXPRESS URGENT CARE - ESTERO		1,721	159	8%	1,880
MARINERS HOSPITAL		1,711	161	9%	1,872
ADVENTHEALTH CENTRA CARE ALTAMONTE		1,787	70	4%	1,857
BAPTIST HEALTHCARE - GULF BREEZE HOSPITAL	3	1,598	255	14%	1,856
PRIMEHEALTH URGENT CARE	1	1,522	326	18%	1,849
TALLAHASSEE PRIMARY CARE ASSOCIATES		1,699	144	8%	1,843
ADVENTHEALTH CENTRA CARE LAKE LAND		1,740	60	3%	1,800
BAYFRONT HEALTH - PUNTA GORDA		1,702	93	5%	1,795
LABORATORY OF FLORIDA LLC	40	1,641	112	6%	1,793
HEALTH FIRST ADVENTHEALTH CENTRA CARE GATEWAY		1,737	55	3%	1,792
ADVENTHEALTH CENTRA CARE PORT ORANGE		1,717	49	3%	1,766
ATLANTIS URGENT CARE	1	867	888	51%	1,756
ADVENTHEALTH CENTRA CARE LONGWOOD		1,662	59	3%	1,721
BAPTIST HEALTH - CLAY		1,498	219	13%	1,717
BAPTIST HEALTH EMERGENCY CENTER COUNTRY WALK	1	1,445	268	16%	1,714
PHYSICIANS STAT LAB	1	757	954	56%	1,712
BAPTIST HEALTH - OAKLEAF		1,428	282	16%	1,710
ADVENTHEALTH CENTRA CARE OVIEDO		1,595	112	7%	1,707
ADVENT HEALTH - NEW SMYRNA		1,298	386	23%	1,684
EMPIRE CITY LABORATORIES INC	13	1,394	256	15%	1,663
PALMS MEDICAL GROUP	5	1,314	342	21%	1,661
BAYFRONT HEALTH - SPRING HILL		1,508	119	7%	1,627
NATIONWIDE LABORATORY SERVICES INC	80	1,347	196	12%	1,623
GENUS3		1,543	64	4%	1,607
JW PLASTIC SURGERY		1,368	237	15%	1,605
ADVENTHEALTH CENTRA CARE AZALEA PARK		1,513	88	5%	1,601
US BIOTEK LABORATORIES	5	1,350	209	13%	1,564
ADVENTHEALTH CENTRA CARE ORANGE LAKE		1,480	76	5%	1,556
DOCTORS TEST CENTERS		1,358	190	12%	1,548

# COVID-19: testing by laboratory

Data through Dec 11, 2020 verified as of Dec 12, 2020 at 09:25 AM

Data in this report are provisional and subject to change.

The numbers in the table below represent the number of Florida and non-Florida residents for whom test results were received by the Department of Health. A person can be tested by more than one laboratory and can have both positive and negative results. **Therefore, the sum of the numbers in each column will be larger than the total number of people tested.**

Reporting lab	Inconclusive	Negative	Positive	Percent positive	Total
FLOWERS HOSPITAL		1,413	133	9%	1,546
OPTEO LABORATORY		1,514	32	2%	1,546
BAPTIST HEALTH SOUTH FLORIDA - MIAMI BEACH URGENT CARE		1,307	214	14%	1,521
NXGEN MDX LLC	3	1,391	118	8%	1,512
TAMPA COMMUNITY HOSPITAL		1,270	239	16%	1,509
HEALTH FIRST ADVENTHEALTH CENTRA CARE TITUSVILLE		1,450	52	3%	1,502
PROHEALTH		683	791	54%	1,474
ASSOCIATED PATHOLOGISTS, LLC	3	1,235	233	16%	1,471
COMMUNITY HEALTH CENTERS OF PINELLAS INC		1,216	247	17%	1,463
ADVENTHEALTH CENTRA CARE LEESBURG		1,381	51	4%	1,432
MEDEXPRESS URGENT CARE HUDSON		1,217	209	15%	1,426
PATIENTS CHOICE LABORATORIES		829	577	41%	1,406
MEDFAST URGENT CARE CENTERS LLC		99	1,304	93%	1,403
SCION LAB SERVICES LLC	12	1,288	86	6%	1,386
ASCENSION ST VINCENT'S - SOUTHSIDE		1,309	49	4%	1,358
UHEALTH DEERFIELD BEACH/UMSYLVESTER DEERFIELD BEACH LABORATORY	3	1,308	47	3%	1,358
SPARROW HEALTHCARE	2	1,153	198	15%	1,353
EMERALD COAST URGENT CARE		996	333	25%	1,329
ADVANCE MEDICAL OF NAPLES		309	1,017	77%	1,326
JACKSON HOSPITAL CLINICAL LABORATORY		1,149	175	13%	1,324
ADVENTHEALTH CENTRA CARE SOUTH ORANGE		1,257	64	5%	1,321
ADVENTHEALTH CENTRA CARE COLONIAL TOWN		1,260	57	4%	1,317
ADVENTHEALTH PROMPT CARE	1	906	409	31%	1,316
MINUTECLINIC LLC # 0709		1,110	174	14%	1,284
NORTH SHORE LONG ISLAND JEWISH HEALTH		1,228	46	4%	1,274
HEALTH FIRST ADVENTHEALTH CENTRA CARE COCOA		1,229	45	4%	1,274
COASTAL MED URGENT CARE		277	995	78%	1,272
NCF DIAGNOSTICS & DNA TECHNOLOGIES LAB	39	1,064	155	12%	1,258
MEDEXPRESS URGENT CARE - WEST TAMPA		1,200	56	4%	1,256
MEDEXPRESS URGENT CARE OF BOYNTON BEACH LLC		1,206	42	3%	1,248
EMERALD COAST URGENT CARE, LLC	1	943	304	24%	1,248
FLORIDA FAMILY LABORATORY, INC DBA	3	1,151	87	7%	1,241
CLINICORE		1,124	91	7%	1,215
MARTIN HEALTH SYSTEM - ST LUCIE WEST		1,104	110	9%	1,214
EMERALD COAST URGENT CARE LLC		944	265	22%	1,209
FLORIDA MEDICAL CLINIC	1	711	495	41%	1,207
ASSURANCE SCIENTIFIC LABORATORIES	1	967	233	19%	1,201
ACCESS MEDICAL LABS		746	448	38%	1,194
MEDEXPRESS URGENT CARE CAPE CORAL		1,033	160	13%	1,193
INDIAN RIVER MEDICAL CENTER		1,080	111	9%	1,191
MEDEXPRESS URGENT CARE - ROYAL PALM BEACH		1,150	40	3%	1,190
TRINITY SPRINGS		1,104	83	7%	1,187
LABTECH DIAGNOSTIC		939	235	20%	1,174
MEDEXPRESS URGENT CARE PALM BEACH GARDENS		1,135	33	3%	1,168
ADVENTIST HEALTH SYSTEMS SUNBELT IN DBA		1,136	30	3%	1,166
BARDMOOR LABORATORY	1	1,010	143	12%	1,154
EMERGENCY PHYSICIANS MEDICAL CENTER		244	905	79%	1,149

# COVID-19: testing by laboratory

Data through Dec 11, 2020 verified as of Dec 12, 2020 at 09:25 AM

Data in this report are provisional and subject to change.

The numbers in the table below represent the number of Florida and non-Florida residents for whom test results were received by the Department of Health. A person can be tested by more than one laboratory and can have both positive and negative results. **Therefore, the sum of the numbers in each column will be larger than the total number of people tested.**

Reporting lab	Inconclusive	Negative	Positive	Percent positive	Total
NCH NORTHEAST	5	858	273	24%	1,136
UNIVERSITY OF ALABAMA AT BIRMINGHAM		1,109	24	2%	1,133
ARCPPOINT LABS		620	510	45%	1,130
HEALTH FIRST ADVENTHEALTH CENTRA CARE MALABAR		1,071	57	5%	1,128
ADVENTHEALTH CENTRA CARE KIDS LAKE MARY		1,093	28	2%	1,121
DOCTORS URGENT CARE OF LUTZ LLC	1	907	207	19%	1,115
ADVENT HEALTH CENTRA CARE -WINTER PARK KIDS URGENT CARE		1,033	80	7%	1,113
CAPSTONE HEALTHCARE		782	320	29%	1,102
MINUTECLINIC LLC #3631		928	165	15%	1,093
MINUTECLINIC LLC 5852		924	163	15%	1,087
BIOCERNA MAIN LAB	1	980	105	10%	1,086
CAREFAST+		832	248	23%	1,080
DONALD W ROBERTSON DO PA		797	269	25%	1,066
PREMIER URGENT CARE OF BREVARD LLC		869	176	17%	1,045
MEDFAST URGENT CARE CENTERS, LLC		797	244	23%	1,041
BAYA PHARMACY & URGENT CARE		713	319	31%	1,032
NYU HOSPITALS CENTER CLINICAL LABORATORIES		1,006	25	2%	1,031
VAVA PARTNERS LLC		436	575	57%	1,011
PATIENTS FIRST - THOMASVILLE ROAD		898	112	11%	1,010
DYNIX DIAGNOSTIX		878	131	13%	1,009
MEDEXPRESS URGENT CARE LEHIGH ACRES		917	80	8%	997
EPN URGENT CARE NAPLES	2	746	246	25%	994
TOM LEE COMMUNITY HEALTH CENTER		675	319	32%	994
TEMPUS CLINICAL LABORATORY	8	853	117	12%	978
MEDEXPRESS FORT MYERS		834	132	14%	966
LAB24 INC	3	292	662	69%	957
PARAMOUNT URGENT CARE		382	574	60%	956
AMELIA EXPRESS CARE		619	329	35%	948
MICROGEN DX		546	401	42%	947
IGENOMIX USA LLC	32	809	84	9%	925
VERITOR		809	110	12%	919
COASTAL LABORATORIES		748	170	19%	918
VRL EUROFINs - DALLAS		905	11	1%	916
GESSLER CLINIC		488	425	47%	913
MEDEXPRESS URGENT CARE - LAKELAND		854	57	6%	911
MC DIAGNOSTIC OF CONNECTICUT, PC #2220		781	117	13%	898
SHELL POINT NURSING PAVILION	1	871	25	3%	897
ADVENT HEALTH - DADE CITY		794	92	10%	886
PHYSICIANS PRIMARY CARE	1	782	101	11%	884
MELBOURNE MEDICAL LABORATORY☐	1	732	140	16%	873
PARRISH MEDICAL CENTER		763	97	11%	860
CARENOW URGENT CARE		579	271	32%	850
NORTH FLORIDA PEDIATRICS-TALLAHASSEE		788	60	7%	848
ESCAMBIA COMMUNITY CLINICS INC	4	647	196	23%	847
PARAMOUNT URGENT CARE - WINDERMERE		582	256	31%	838
STEWART REFERENCE LABORATORY	1	539	295	35%	835
MEDEXPRESS URGENT CARE - GOLDEN GATE		742	92	11%	834

# COVID-19: testing by laboratory

Data through Dec 11, 2020 verified as of Dec 12, 2020 at 09:25 AM

Data in this report are provisional and subject to change.

The numbers in the table below represent the number of Florida and non-Florida residents for whom test results were received by the Department of Health. A person can be tested by more than one laboratory and can have both positive and negative results. **Therefore, the sum of the numbers in each column will be larger than the total number of people tested.**

Reporting lab	Inconclusive	Negative	Positive	Percent positive	Total
BAY MEDICAL CENTER SACRED HEART HEALTH SYSTEM		634	198	24%	832
FLORIDA HOSPITAL ORLANDO		743	74	9%	817
BAPTIST HEALTH SOUTH FLORIDA - COUNTRY WALK URGENT CARE EXPRESS		699	108	13%	807
HealthSentry_UHS		751	53	7%	804
ASCENSION ST VINCENT'S - CLAY		775	29	4%	804
BAPTIST HEALTH SOUTH FLORIDA - KEY BISCANE URGENT CARE EXPRESS		702	91	11%	793
NITE LITE PEDIATRICS		228	561	71%	789
PHAROS HEALTH		622	167	21%	789
GENE TOX WORLDWIDE	57	638	91	12%	786
ELLENTON URGENT CARE		572	212	27%	784
MINUTECLINIC LLC #4415		645	137	18%	782
HISTOPATHOLOGY SERVICES, LLC		691	87	11%	778
BAYFRONT HEALTH URGENT CARE LLC		661	116	15%	777
VENTURE MEDICAL OF FLORIDA LLC		687	85	11%	772
LENCO MEDICAL LABORATORY		743	24	3%	767
ADVENTHEALTH CENTRA CARE		729	36	5%	765
MEDEXPRESS URGENT CARE - VERO BEACH		639	122	16%	761
MACDILL AIR FORCE BASE		709	51	7%	760
MEDEXPRESS URGENT CARE - DELAND		705	54	7%	759
PARAMOUNT URGENT CARE - OVIEDO		426	321	43%	747
PARAMOUNT URGENT CARE - ORLANDO		521	226	30%	747
BAYFRONT HEALTH - CITRUS HILLS		627	102	14%	729
DYNIX DIAGNOSTICS	2	521	206	28%	729
RAINBOW RIVER MEDICAL LABORATORY		684	41	6%	725
DISNEY COVID TEST SITE		703	9	1%	712
NONE		308	403	57%	711
GENESIS LABORATORY MANAGEMENT	3	588	117	17%	708
ST ANNES NURSING CENTER		693	11	2%	704
PEDIATRIC HEALTH CARE ALLIANCE - NORTHDAL		651	48	7%	699
HOLIDAY CVS LLC DBA CVSPHARMACY #5155		676	20	3%	696
ADVENTHEALTH CENTRA CARE CONWAY		645	51	7%	696
MEDEXPRESS PORT CHARLOTTE		665	29	4%	694
QUICK CARE MED PL	2	598	88	13%	688
DEPARTMENT OF CLINICAL LABS		678	8	1%	686
LAKE WALES MEDICAL CENTER INC		611	74	11%	685
CENTRA CARE		423	262	38%	685
PREMIER MEDICAL LABORATORY SERVICES	1	463	221	32%	685
ADVENT HEALTH LAB - ORLANDO		427	253	37%	680
MINI ER ADULT AND PEDIATRIC URGENT CARE		574	98	15%	672
MINUTECLINIC LLC #5249		568	102	15%	670
ASCENSION SACRED HEART - GULF		528	133	20%	661
PENSACOLA PEDIATRICS PA	1	571	89	13%	661
VENICE REGIONAL MEDICAL CENTER		572	83	13%	655
NAPLES URGENT CARE	1	420	224	35%	645
MAVERICK LABS		456	186	29%	642
BAPTIST HEALTHCARE - JAY HOSPITAL		504	137	21%	641
STAGEZERO LIFE SCIENCES INC	1	593	47	7%	641



# COVID-19: testing by laboratory

Data through Dec 11, 2020 verified as of Dec 12, 2020 at 09:25 AM

Data in this report are provisional and subject to change.

The numbers in the table below represent the number of Florida and non-Florida residents for whom test results were received by the Department of Health. A person can be tested by more than one laboratory and can have both positive and negative results. **Therefore, the sum of the numbers in each column will be larger than the total number of people tested.**

Reporting lab	Inconclusive	Negative	Positive	Percent positive	Total
CAREFAST MURABELLA		498	141	22%	639
TYNDALL AIR FORCE BASE		512	125	20%	637
NCH HEALTHCARE SYSTEM MICROBIOLOGY LAB		1	634	100%	635
CHARLES AIESI CONSULTING INC	1	564	50	8%	615
PATIENTS FIRST - MAHAN DRIVE		164	435	73%	599
ADVENT HEALTH CENTRA CARE - MOUNT DORA		276	316	53%	592
MINUTECLINIC LLC #3463		511	76	13%	587
EUROFINS NTD, LLC		552	33	6%	585
MINUTECLINIC LLC #5253		514	61	11%	575
ADVENT HEALTH CENTRA CARE - WATERFORD LAKES		480	94	16%	574
CENTRA CARE - SOUTH ORANGE		405	166	29%	571
POINT OF CARE TESTING SITE		549	22	4%	571
BAPTIST HEALTH - MD ANDERSON CANCER CENTER		565	3	1%	568
ACCU REFERENCE MEDICAL LAB		270	297	52%	567
MEDONE PLLC		463	102	18%	565
MEDEXPRESS URGENT CARE - CLEWISTON		483	78	14%	561
WHITE WILSON MEDICAL CENTER		51	509	91%	560
FLORIDA COMMUNITY HEALTH CENTER		481	71	13%	552
Victoria Nursing and Rehabilitation Center		525	26	5%	551
PHARMCO RX		489	60	11%	549
VITAE DIAGNOSTICS		534	13	2%	547
CVS HEALTH		396	151	28%	547
DOCTOR'S MEMORIAL HOSPITAL		425	119	22%	544
MINUTECLINIC LLC #5854		470	72	13%	542
INTERLACHEN PEDIATRICS		511	29	5%	540
FLAGLER HOSPITAL	8	29	500	93%	537
PRIMARY CARE OF THE TREASURE COAST		484	53	10%	537
VETERANS AFFAIRS MEDICAL CENTER - JAMES A HALEY			533	100%	533
Tampa Lakes Health and Rehabilitation Center	2	468	62	12%	532
MINUTECLINIC, LLC DBA MINUTECLINIC #4717		520	11	2%	531
COASTAL PEDIATRIC GROUP		470	60	11%	530
HOLY CROSS HOSPITAL LABORATORY			523	100%	523
MINUTECLINIC LLC #5190		450	71	14%	521
ECCOLAB GROUP	1	143	377	72%	521
MANOR PINES CONVALESCENT CENTER LLC	1	512	7	1%	520
SOLARIS HEALTHCARE PALATKA		511	8	2%	519
MOUNT SINAI LABORATORY		497	19	4%	516
NCF DIAGNOSTICS & DNA TECHNOLOGIES	15	192	309	60%	516
SOUTHEAST ALABAMA MEDICAL CENT		469	47	9%	516
PALACE NURSING HOME & REHAB CENTER		514	1	0%	515
UHEALTH CLINIC AT WALGREENS		429	86	17%	515
MEDEXPRESS URGENT CARE CORAL SPRINGS		458	56	11%	514
HOLMES REGIONAL MEDICAL CENTER		5	505	99%	510
UNIVERSITY OF WEST FLORIDA STUDENT HEALTH SERVICES		423	87	17%	510
MINI ER WATERFORD LAKES, THE		447	59	12%	506
SHORELINE PHYSICIAN GROUP		333	173	34%	506
VITAS HEALTHCARE CORPORATION OF FLA		499	3	1%	502

# COVID-19: testing by laboratory

Data through Dec 11, 2020 verified as of Dec 12, 2020 at 09:25 AM

Data in this report are provisional and subject to change.

The numbers in the table below represent the number of Florida and non-Florida residents for whom test results were received by the Department of Health. A person can be tested by more than one laboratory and can have both positive and negative results. **Therefore, the sum of the numbers in each column will be larger than the total number of people tested.**

Reporting lab	Inconclusive	Negative	Positive	Percent positive	Total
ED FRASER MEMORIAL HOSPITAL		399	103	21%	502
MOLECULAR INFECTIOUS DISEASES		492	7	1%	499
The Sands at South Beach		496	3	1%	499
TENNESSEE DOH - NASHVILLE	2	445	52	10%	499
ST JOHN'S NURSING CENTER		483	6	1%	489
DAVITA LABORATORY		426	54	11%	480
MINUTECLINIC LLC #7886		437	41	9%	478
SEBASTIAN RIVER MEDICAL CENTER	1	379	98	21%	478
JOHN KNOX VILLAGE HEALTH CENTER		465	7	1%	472
GULF COAST MOLECULAR LABORATORIES	11	390	70	15%	471
VETERANS AFFAIRS MEDICAL CENTER - BAY PINES		16	455	97%	471
KENDALL HEALTHCARE PROPERTIES DBA	2	459	9	2%	470
Community_Health		371	93	20%	464
VILLA MARIA NURSING & REHAB CENTER INC	1	456	7	2%	464
GULF COAST VILLAGE		442	21	5%	463
BROWNWOOD CARE CENTER		424	38	8%	462
CLARITY LABS		390	62	14%	452
ADDICTION LABS OF AMERICA	2	413	37	8%	452
TREE HOUSE PEDIATRICS PLLC		412	39	9%	451
LEE COUNTY EMERGENCY MEDICAL SERVICE		401	48	11%	449
SANTA ROSA MEDICAL GROUP		375	73	16%	448
MINUTECLINIC LLC #5069		392	55	12%	447
GOLDEN GLADES NURSING & REHABILITATION CTR		436	4	1%	440
JACKSON MEMORIAL LONG TERM CARE CENTER		430	10	2%	440
DOC SMILEYS URGENT CARE LLC		342	90	21%	432
MEMORIAL PEMBROKE 24/7 CARE CENTER		330	102	24%	432
BAPTIST HEALTH EMERGENCY CENTER AT WEST CORAL WAY		337	95	22%	432
AVECINA MEDICAL JULINGTON	1	240	189	44%	430
PRIMARY CARE SERVICES AT INDIAN RIVER ESTATES		421	5	1%	426
NORTH OKALOOSA MEDICAL CENTER		244	181	43%	425
SMA SPECIALTY MEDICAL LAB		115	310	73%	425
LIFE CARE CENTER OF HILLIARD		416	6	1%	422
INTEGRITY LABORATORIES, LLC	1	327	94	22%	422
MID-FLORIDA PATHOLOGY		330	92	22%	422
GARCIA CLINICAL LABORATORY		28	390	93%	418
NEW YORK HOSPITAL LABORATORIES	1	404	11	3%	416
COASTAL URGENT CARE		350	64	15%	414
ACCESS POINT HEALTHCARE URGENT & PRIMARY CARE		317	97	23%	414
CLEWISTON NURSING AND REHABILITATION CENTER		406	4	1%	410
TACACHALE CLINICAL LABORATORY		395	14	3%	409
NORTH SHORE LIJ URGENT CARE PC		396	13	3%	409
LEE HEALTH CONVENIENT CARE - PAGE FIELD		334	74	18%	408
RIVER GARDEN HEBREW HOME FOR THE AGED		367	39	10%	406
PARAMOUNT URGENT CARE VILLAGES		226	178	44%	404
MEDICAL FP – WHOLE FAMILY HEALTH CENTER		364	37	9%	401
THERADOC		152	249	62%	401
LEHIGH REGIONAL MEDICAL CENTER LAB		365	35	9%	400



# COVID-19: testing by laboratory

Data through Dec 11, 2020 verified as of Dec 12, 2020 at 09:25 AM

Data in this report are provisional and subject to change.

The numbers in the table below represent the number of Florida and non-Florida residents for whom test results were received by the Department of Health. A person can be tested by more than one laboratory and can have both positive and negative results. **Therefore, the sum of the numbers in each column will be larger than the total number of people tested.**

Reporting lab	Inconclusive	Negative	Positive	Percent positive	Total
NEW PLANT CITY FAMILY CARE	1	209	189	47%	399
ENZO CLINICAL LABS INC	1	386	12	3%	399
PALM GARDEN OF PORT SAINT LUCIE		394	3	1%	397
CONSULATE HEALTH CARE OF NEW PORT RICHEY		392	5	1%	397
C.W. BILL YOUNG VA MEDICAL CENTER		16	380	96%	396
FOUNTAIN MANOR HEALTH AND REHAB CENTER	1	391	3	1%	395
WOODLANDS MEDICAL SPECIALISTS		323	69	18%	392
THE HEALTH CENTER OF PLANT CITY		387	4	1%	391
ADVENT HEALTH CENTRA CARE - WINTER PARK		257	134	34%	391
BARBER		13	376	97%	389
ANY LAB TEST NOW	1	281	106	27%	388
Signature HealthCare Center of Waterford		384	4	1%	388
CONSULATE HEALTHCARE OF VERO BEACH	11	359	17	4%	387
KEYS AHEC SCHOOL MEDICAL CLINIC	4	335	48	12%	387
NORTH FLORIDA PEDIATRICS - LAKE CITY		271	112	29%	383
VETERANS AFFAIRS MEDICAL CENTER		40	337	89%	377
MINI ER AND URGENT CARE		271	105	28%	376
BAYA PHARMACY WEST		8	365	98%	373
FLO-MEDILAB SERVICES		152	221	59%	373
MEDONE URGENT CARE CENTER		149	222	60%	371
HENDRY REGIONAL MEDICAL CENTER		107	263	71%	370
COVANCE CLINICAL RESEARCH UNIT INC		366	4	1%	370
LIFE CARE CENTER OF ORANGE PARK		366	2	1%	368
ADVENT HEALTH CENTRA CARE - PORT ORANGE		29	338	92%	367
THE PRESERVE		362	2	1%	364
EMERALD SHORES HEALTH AND REHABILITATION		316	47	13%	363
SPECTOR SCIENTIFIC LAB	1	188	173	48%	362
Good Samaritan Society Kissimmee Village		327	34	9%	361
MANOR AT CARPENTERS		340	21	6%	361
HILLCREST HEALTH CARE & REHABILITATION CENTER		352	7	2%	359
NEW YORK PRESBYTERIAN - CUMC CLINICAL		344	15	4%	359
EDEN SPRINGS NURSING AND REHAB CENTER		343	16	4%	359
INFORM DIAGNOSTICS		349	6	2%	355
LAUDERDALE NURSING CENTER LLC	1	347	3	1%	351
OPTUM LABS LLC		268	82	23%	350
Plantation Bay Rehabilitation Center		342	6	2%	348
SANFORD LABORATORIES		325	23	7%	348
NCH HEALTHCARE BONITA		251	96	28%	347
MEDEXPRESS URGENT CARE BOCA RATON		330	17	5%	347
BAYSHORE DIAGNOSTICS		309	37	11%	346
MEDEXPRESS URGENT CARE - JAX ATLANTIC BLVD		321	25	7%	346
FISHERMENS HOSPITAL CLINICAL LAB		317	28	8%	345
Palm Garden of Ocala		329	16	5%	345
HEALTH CENTER AT BRENTWOOD	1	331	11	3%	343
PRIMEHEALTH URGENT CARE INC		293	49	14%	342
WEST GABLES HEALTH CARE CENTER		332	7	2%	339
FORT MYERS INTERNAL MEDICINE, LLC		310	29	9%	339

# COVID-19: testing by laboratory

Data through Dec 11, 2020 verified as of Dec 12, 2020 at 09:25 AM

Data in this report are provisional and subject to change.

The numbers in the table below represent the number of Florida and non-Florida residents for whom test results were received by the Department of Health. A person can be tested by more than one laboratory and can have both positive and negative results. **Therefore, the sum of the numbers in each column will be larger than the total number of people tested.**

Reporting lab	Inconclusive	Negative	Positive	Percent positive	Total
SELECT REFERENCE LABORATORIES, LLC	1	326	12	4%	339
The Manor at Blue Water Bay		326	12	4%	338
HARTS HARBOR HEALTH CARE CENTER		334	2	1%	336
GENESIS DIAGNOSTICS		234	100	30%	334
ADVENT HEALTH CENTRA CARE - LAKE MARY		86	248	74%	334
VALENCIA HILLS HEALTH AND REHABILITATION CENTER		328	6	2%	334
URGENT CARE BETHESDA	1	282	51	15%	334
ADVENT HEALTH - TAMPA		124	208	63%	332
NORTH FLORIDA PEDIATRICS PA - SUWANNEE		259	72	22%	331
Colonial Lakes Health Care		328	2	1%	330
ST ANDREWS BAY SKILLED NURSING &		327	3	1%	330
FIU-HEALTH AUXILIARY LABORATORY		301	25	8%	326
MY CLINICAL LAB		224	101	31%	325
MIAMI JEWISH HEALTH SYSTEMS		323	2	1%	325
LIFE CARE CENTER OF PENSACOLA		319	5	2%	324
BALDWIN PEDIATRICS	1	308	15	5%	324
GENEIQ		305	18	6%	323
PENSACOLA PEDIATRICS	1	250	72	22%	323
NAVAL HOSPITAL - JACKSONVILLE		41	282	87%	323
USAFSAM/PHE		173	150	46%	323
VETERANS AFFAIRS MEDICAL CENTER - GAINESVILLE		2	320	99%	322
NORTH FLORIDA REHABILITATION & SPECIALTY CARE☐		317	2	1%	319
Crestview Rehabilitation Center		195	123	39%	318
PRIMARY CARE SERVICES AT ST ANDREWS ESTATES		318			318
MIDWAY SPECIALTY CARE CENTER	3	202	113	36%	318
LIFE CARE CENTER OF NEW PORT RICHEY		298	19	6%	317
WILLOW BROOKE COURT AT INDIAN RIVER ESTATES		298	19	6%	317
BALDOMERO LOPEZ STATE VETERANS NURSING HOME	2	312	1	0%	315
MED FAST URGENT CARE CENTER		67	248	79%	315
Point of Care Testing	1	105	207	66%	313
SANTA ROSA CENTER FOR REHABILITATION AND HEALING		296	16	5%	312
AMELIA EXPRESS CARE LLC		274	36	12%	310
UR MEDICINE LABS- CENTRAL LABORATORY		300	10	3%	310
PHYSICIAN ASSOCIATES		280	30	10%	310
LABORATORY SPECIALISTS OF MICHIGAN		159	150	49%	309
ADVENT HEALTH CENTRA CARE - LEESBURG		13	295	96%	308
GENESIS MEDICAL LABORATORY MIAMI FL.		83	224	73%	307
INDIAN RIVER CTR, LLC		281	26	8%	307
VILLAGE AT VIENNA SQUARE,THE☐	6	294	4	1%	304
FERNANDINA BEACH REHAB AND NURSING	1	302	1	0%	304
SIGNATURE HEALTHCARE OF BROOKWOOD GARDENS		303			303
CREEKSIDE CARE CENTER		257	44	15%	301
CLIFFORD CHESTER SIMS STATE VETERANS		296	5	2%	301
MEDEXPRESS LUTZ		3	297	99%	300
MYTEST DIAGNOSTICS		284	16	5%	300
MEDSCAN LABORATORY INC	1	161	138	46%	300
PARKLANDS FACILITY INC	2	296	2	1%	300

# COVID-19: testing by laboratory

Data through Dec 11, 2020 verified as of Dec 12, 2020 at 09:25 AM

Data in this report are provisional and subject to change.

The numbers in the table below represent the number of Florida and non-Florida residents for whom test results were received by the Department of Health. A person can be tested by more than one laboratory and can have both positive and negative results. **Therefore, the sum of the numbers in each column will be larger than the total number of people tested.**

Reporting lab	Inconclusive	Negative	Positive	Percent positive	Total
PEDIATRIC HEALTHCARE ALLIANCE PA		272	27	9%	299
CORE DIAGNOSTIC LABORATORIES LLC		220	78	26%	298
MOORINGS PARK INSTITUTE, INC, THE		292	6	2%	298
SIPARADIGM, DIAGNOSTIC INFORMATICS		273	25	8%	298
ADVENT HEALTH CENTRA CARE - TITUSVILLE		56	241	81%	297
HARBOUR HEALTH CENTER		294	3	1%	297
CLINICAL PATHOLOGY LABS		193	104	35%	297
BUENA VISTA URGENT CARE		264	31	11%	295
FLORIDA HOSPITAL WAUCHULA		193	100	34%	293
SOLARIS HEALTHCARE CHARLOTTE HARBOR		283	10	3%	293
Stacey Health Care Centers Inc. dba Riverside Care Center		287	6	2%	293
FAIR HAVENS CENTER, OPCO		289	3	1%	292
DR G'S URGENT CARE		259	33	11%	292
NORTHWEST MEDICAL CENTER CLINICAL LABORATORY		175	116	40%	291
CORAL TRACE HEALTH CARE	1	288	1	0%	290
AUBURN UNIVERSITY MEDICAL CLINIC		227	62	21%	289
WILLOWBROOKE COURT AT EDGEWATER POINTE ESTATES		284	3	1%	287
CORAL BAY HEALTHCARE AND REHABILITATION	1	280	3	1%	284
ADVENT HEALTH CENTRA CARE - PALM COAST		36	248	87%	284
RUSKIN HEALTH CENTER		174	109	39%	283
LAKELAND REGIONAL HEALTH SYSTEMS INC		16	266	94%	282
MEDONE URGENT CARE AT ST. AUGUSTINE		96	185	66%	281
Palmetto Subacute Care Center		274	7	2%	281
SPECIALTY HEALTH AND REHABILITATION CENTER		258	23	8%	281
BOCA BIOLISTICS REFERENCE LABORATORY	2	185	94	33%	281
CITRUS NURSING CENTER LLC		266	13	5%	279
LIFE CARE CENTER OF OCALA		277	1	0%	278
PRUITT HEALTH-SANTA ROSA		275	2	1%	277
FLORIDA HOSPITAL MEDICAL GROUP		232	44	16%	276
BIOCEPT		259	16	6%	275
MEDICAL VB		226	49	18%	275
DOH - INDIAN RIVER		233	42	15%	275
DOCTORS CENTER,THE		216	58	21%	274
MINUTECLINIC LLC, #10357		272	1	0%	273
MANOR CARE HEALTH SERVICES - FT MYERS		268	5	2%	273
LIFEBRITE	1	115	155	57%	271
MEDFAST URGENT CARE CENTERS		7	263	97%	270
TREASURE COAST COMMUNITY HEALTH	3	245	22	8%	270
FAST TRACK URGENT CARE CENTER		1	265	100%	266
PATIENTS FIRST LAKE ELLA MEDICAL CENTER		236	29	11%	265
MEDFAST URGENT CARE CENTER		82	183	69%	265
Quest Diag Unspecifd		173	91	34%	264
BRIDGEWATER PARK HEALTH AND REHAB		257	7	3%	264
Abbey Delray		264			264
NSPIRE HEALTHCARE MIAMI LAKES	3	252	8	3%	263
PHYSICIANS REGIONAL WALK-IN		184	76	29%	260
FLORIDA HOSPITAL HEARTLAND MED CTR LAKE PLACID		194	66	25%	260

# COVID-19: testing by laboratory

Data through Dec 11, 2020 verified as of Dec 12, 2020 at 09:25 AM

Data in this report are provisional and subject to change.

The numbers in the table below represent the number of Florida and non-Florida residents for whom test results were received by the Department of Health. A person can be tested by more than one laboratory and can have both positive and negative results. **Therefore, the sum of the numbers in each column will be larger than the total number of people tested.**

Reporting lab	Inconclusive	Negative	Positive	Percent positive	Total
AURORA DIAGNOSTICS BERNHARDT LABORATORIES PATHOLOGY SERVICE		190	69	27%	259
ETHOS WELLNESS PHARMACY		238	21	8%	259
CONSULATE HEALTHCARE OF KISSIMMEE		247	12	5%	259
CLIFFORD CHESTER SIMS VA NURSING HOME		251	8	3%	259
PALM GARDEN OF VERO BEACH		249	9	3%	258
FLORIDA WOMAN CARE LABORATORY LLC		232	26	10%	258
BLOUNTSTOWN REHABILITATION CENTER LLC		203	55	21%	258
Life Care Center at Wells Crossing		243	14	5%	257
ADVENT HEALTH - CELEBRATION		243	12	5%	255
JACKSON MEMORIAL PERDUE MEDICAL CENTER		245	9	4%	254
MARION E FETHER MEDICAL CENTER, THE		237	17	7%	254
CITY MEDICAL OF NEW JERSEY, PC		232	22	9%	254
BIOCERNA LLC	8	188	57	23%	253
HAINES CITY REHABILITATION AND NURSING CENTER		250	1	0%	251
QUALITOX LABORATORIES		105	145	58%	250
VETERANS AFFAIRS MEDICAL CENTER - LAKE CITY		52	198	79%	250
ARCPPOINTS LABS		229	21	8%	250
SPRINGTREE REHAB & HEALTH CARE CENTER		246	4	2%	250
TIDE LABORATORIES		210	38	15%	248
AVELLINO LAB USA, INC	1	241	6	2%	248
SHELL POINT VILLAGE MEDICAL CENTER		246			246
PROHEALTH MEDICAL CLINIC		60	186	76%	246
MARTIN MEMORIAL MEDICAL CENTER LAB		128	118	48%	246
KEY WEST HEALTH AND REHAB	1	240	4	2%	245
PARAMOUNT URGENT CARE - CLERMONT		153	92	38%	245
GROWING TOGETHER PEDIATRICS LLC		228	17	7%	245
ASCEND CLINICAL	2	232	10	4%	244
ROSEWOOD HEALTHCARE & REHABILITATION CENTER		239	4	2%	243
APP-UNIPATH, LLC	1	233	9	4%	243
SOUTHERN OAKS CARE CENTER	1	238	3	1%	242
RICARDO NAVARRO DO PA		225	17	7%	242
ST CLOUD REGIONAL MEDICAL CENTER CLINICAL LAB		197	44	18%	241
PALMS OF SEBRING		225	13	5%	238
GOOD SAMARITAN		236	1	0%	237
MINUTECLINIC LLC #3705		213	23	10%	236
PALM GARDEN OF GAINESVILLE	2	231	2	1%	235
SOLARIS HEALTHCARE PARKWAY	1	232	2	1%	235
ADVENT HEALTH CENTRA CARE - UNIVERSITY	1	94	139	59%	234
ARCPOINT LABS OF CORAL SPRINGS FL		211	23	10%	234
SHORE ACRES CARE CENTER		226	7	3%	233
OCEAN VIEW NURSING AND REHAB CENTER		221	10	4%	231
Marshall Health and Rehabilitation Center		229	2	1%	231
DIAMOND RIDGE HEALTH AND REHABILITATION CENTER		222	8	3%	230
FLORIDA GULF COAST UNIVERSITY		85	145	63%	230
URGENT CARE OF THE PALM BEACHES		2	228	99%	230
HMA SANTA ROSA MEDICAL CENTER LLC DBA		184	45	20%	229
MALABAR/ADVENT CENTRA CARE		43	186	81%	229



# COVID-19: testing by laboratory

Data through Dec 11, 2020 verified as of Dec 12, 2020 at 09:25 AM

Data in this report are provisional and subject to change.

The numbers in the table below represent the number of Florida and non-Florida residents for whom test results were received by the Department of Health. A person can be tested by more than one laboratory and can have both positive and negative results. **Therefore, the sum of the numbers in each column will be larger than the total number of people tested.**

Reporting lab	Inconclusive	Negative	Positive	Percent positive	Total
BAPTIST PRIMARY CARE	2	183	44	19%	229
ADVENT HEALTH CENTRA CARE - ALTAMONTE SPRINGS		136	93	41%	229
CONSULATE HEALTH CARE OF SAFETY HARBOR		225	4	2%	229
OAK HAMMOCK AT THE UNIVERSITY OF FLORIDA		222	6	3%	228
24 HOUR PEDIATIC CARE CENTER	1	211	16	7%	228
renaissance health and rehabilitation center		226	2	1%	228
ST JUDE CHILDREN'S RESEARCH HOSPITAL		216	12	5%	228
BOND URGENT CARE LLC		172	56	25%	228
REGENTS PARK AT AVENTURA		221	5	2%	226
ROSEWOOD HEALTH AND REHABILITATION CENTER		220	5	2%	225
ADVENTHEALTH EXPRESS CARE		116	108	48%	224
LEHIGH VALLEY GENOMICS			224	100%	224
Vi at Lakeside Village Skilled Nursing		223			223
Williston Care Center		223			223
BROWARD NURSING & REHABILITATION CTR	8	213	1	0%	222
LAKE EUSTIS HEALTH AND REHABILITATION CENTER		222			222
VITAS LUTHERAN TOWERS INPATIENT PROGRAM		218	2	1%	220
MAYFLOWER ASSISTED LIVING		219	1	0%	220
WESTCHESTER GARDENS LIMITED PARTNERSHIP		216	3	1%	219
LYNN HAVEN SPORTS COMPLEX-WALKON CLINIC		18	201	92%	219
PROJECT HEALTH, INC SUMTERVILLE		194	24	11%	218
THE MANOR AT CARPENTERS		185	32	15%	217
JACKSONVILLE BEACH PEDIATRIC CARE CENTER		196	21	10%	217
FAIRWAY OAKS CENTER LLC	5	206	4	2%	215
GANDY CROSSING CARE CENTER		204	11	5%	215
HOMESTEAD MANOR		211	3	1%	214
LAKE PORT SQUARE		200	14	7%	214
BAY VILLAGE OF SARASOTA INC		213	1	0%	214
MEMPHIS PATHOLOGY LABORATORY	2	196	16	7%	214
MIDWAY SPECIATLY CARE CENTER		122	91	43%	213
ADVENT HEALTH CENTRA CARE - ORMOND BEACH		68	144	68%	212
BENTON PEDIATRICS INC		194	18	8%	212
POCONO MEDICAL CENTER		212			212
SUNRISE DIAGNOSTIC LABORATORY		158	53	25%	211
Timberridge Center for Rehabilitation and Healing		188	23	11%	211
LAKELAND REGIONAL HEALTH - PWC/OB		35	176	83%	211
GOLDEN GATE FAMILY CLINIC		63	147	70%	210
TAMARAC REHABILITATION & HEALTH CENTER		210			210
MANDARIN PEDIATRICS		199	11	5%	210
HARDEE MANOR HEALTH CARE CENTER	1	207	2	1%	210
PARKS HEALTHCARE & REHABILITATION CTR	4	205	1	0%	210
MAIN STREET MEDICAL CENTER		9	201	96%	210
CHIPOLA HEALTH AND REHAB		199	11	5%	210
BLOCK, NATION, CHASE, AND SMOLEN FAMILY MEDICINE		157	53	25%	210
MANOR CARE NURSING CENTER OF SARASOTA FL LLC		204	5	2%	209
THE PALACE MANAGEMENT - THE PALACE AT CORAL GABLES		208			208
THE PALACE AT HOMESTEAD		206	2	1%	208

# COVID-19: testing by laboratory

Data through Dec 11, 2020 verified as of Dec 12, 2020 at 09:25 AM

Data in this report are provisional and subject to change.

The numbers in the table below represent the number of Florida and non-Florida residents for whom test results were received by the Department of Health. A person can be tested by more than one laboratory and can have both positive and negative results. **Therefore, the sum of the numbers in each column will be larger than the total number of people tested.**

Reporting lab	Inconclusive	Negative	Positive	Percent positive	Total
KISSIMMEE FACILITY OPERATIONS LLC		201	7	3%	208
BUREAU OF CLINICAL LABORATORIES		172	36	17%	208
PEDIATRICS OF CENTRAL FLORIDA PA	6	186	14	7%	206
Bay Breeze Senior Living and Rehabilitation Center		176	29	14%	205
CLARIDGE HOUSE NURSING CENTER		196	9	4%	205
CYPRESS COVE CARE CENTER		152	52	25%	204
VILLAGE DOCTORS FAMILY MEDICAL CENTER OF		169	35	17%	204
HERON POINTE HEALTH AND REHABILITATION	1	203			204
PRO CLINIC		159	44	22%	203
COMMUNITY HEALTH CENTERS OF PINELLAS, INC.		3	200	99%	203
CONSULATE HEALTH CARE OF WINTER HAVEN		203			203
LUTHERAN HAVEN		200	3	1%	203
MEDRITE MEDICAL CARE, PC	90	98	14	7%	202
POLK COUNTY HEALTH DEPARTMENT		178	24	12%	202
FLORIDA DEPARTMENT OF HEALTH IN POLK COUNTY		166	36	18%	202
ROSEN MEDICAL CENTER		183	19	9%	202
PROTEUS MOLECULAR AND CLINICAL LAB	1	144	56	28%	201
LabCorp (Non-Interfaced)	1	105	95	47%	201
EAST LAKE PEDIATRICS		155	46	23%	201
VAMC WEST PALM LAB		5	196	98%	201
GATEWAY/ADVENT CENTRA CARE		13	188	94%	201
FL HUD DESTIN, LLC D/B/A GRAND BOULEVARD HEALTH		184	16	8%	200
HOMESTEAD VILLAGE		198	2	1%	200
PREMIER PLACE AT THE GLENVIEW		193	6	3%	199
HEALTH FIRST - HOLMES REGIONAL MEDICAL CENTER		32	167	84%	199
PALM GARDEN OF JACKSONVILLE	2	191	6	3%	199
Taylor Care Center		197	2	1%	199
PruittHealth Santa Rosa		195	4	2%	199
BOND AND STEELE CLINIC PA		80	118	60%	198
NORTH FLORIDA PEDIATRICS PA		178	20	10%	198
FULGENT GENETICS	2	161	35	18%	198
PATHGROUP LABS LLC		94	104	53%	198
LIFE CARE PONTE VEDRA INC		195	2	1%	197
ORANGE COUNTY HEALTH DEPT		189	8	4%	197
FAST TRACK URGENT CARE CENTER - CARROLLWOOD		1	194	99%	195
TUSKAWILLA NURSING AND REHAB CENTER	2	188	3	2%	193
TGH		1	192	99%	193
GRAND COURT TAMPA		192	1	1%	193
Governors Creek Health and Rehabilitation	1	189	2	1%	192
SUWANNEE HEALTH AND REHABILITATION CENTER		190	2	1%	192
FLORIDA CLINICAL LABORATORY-BIOREFERENCE LABORATORIES		63	128	67%	191
BREVARD HEALTH ALLIANCE		62	129	68%	191
XYZ LABORATORY	2	172	17	9%	191
TIERRA PINES CENTER		183	7	4%	190
PALM HARBOR PHARMACY		160	30	16%	190
Consulate Health Care of North Fort Myers		182	6	3%	188
Boynton Beach Rehabilitation Center	1	186	1	1%	188



# COVID-19: testing by laboratory

Data through Dec 11, 2020 verified as of Dec 12, 2020 at 09:25 AM

Data in this report are provisional and subject to change.

The numbers in the table below represent the number of Florida and non-Florida residents for whom test results were received by the Department of Health. A person can be tested by more than one laboratory and can have both positive and negative results. **Therefore, the sum of the numbers in each column will be larger than the total number of people tested.**

Reporting lab	Inconclusive	Negative	Positive	Percent positive	Total
ASAP LAB LLC		95	93	49%	188
HEALTH LINK DIAGNOSTIC LABORATORIES		182	5	3%	187
ROLLINS COLLEGE WELLNESS CENTER		49	138	74%	187
ST JAMES HEALTH AND REHABILITATION CENTER		183	4	2%	187
PLANTATION NURSING & REHAB CENTER		186			186
NORTHEAST FLORIDA NEUROLOGY CLINICS, INC		162	23	12%	185
MANOR OAKS NURSING & REHAB CENTER		184	1	1%	185
CONSULATE HEALTH CARE OF BAYONET POINT	3	178	4	2%	185
MIAMI JEWISH HEALTH SYSTEMS, INC	1	176	7	4%	184
ST. JAMES BAY HEALTH AND REHABILITATION CENTER		183	1	1%	184
MANORCARE HEALTH SERVICES - VENICE		145	38	21%	183
NEO GENOMICS - FORT MYERS	1	178	4	2%	183
ABBOTT LABORATORIES		142	40	22%	182
HOPE HOSPICE AND COMMUNITY SERVICES INC	4	174	3	2%	181
PCB CLINIC		136	45	25%	181
CENTRA CARE – AZALEA PARK		98	82	46%	180
PALM GARDEN OF AVENTURA		179	1	1%	180
Glades West Rehabilitation and Nursing Center		178	1	1%	179
W FRANK WELLS NURSING HOME		159	20	11%	179
BROOKDALE FORT MYERS CYPRESS LAKE		177	1	1%	178
USA HEALTH UNIVERSITY HOSPITAL CLINICAL LABORATORY	1	174	2	1%	177
HEATHER HILL HEALTHCARE CENTER		166	11	6%	177
SABAL PALMS HEALTH AND REHAB		139	38	21%	177
HEALTHY STEPS PEDIATRICS		158	19	11%	177
ELLENTON PEDIATRICS		162	15	8%	177
SIGNATURE HEALTHCARE OF NORTH FLORIDA		175	2	1%	177
CARRINGTON PLACE OF ST PETE LLC		175	1	1%	176
HARDEE COUNTY HEALTH DEPARTMENT		138	37	21%	175
PALM GARDEN OF TAMPA		173	2	1%	175
DOCTORS MEMORIAL FAMILY MEDICINE	2	118	55	31%	175
RULEME CENTER	1	171	3	2%	175
KETAMINE HEALTH CENTERS LLC		157	17	10%	174
Consulate Health Care of St. Petersburg		174			174
Destin Healthcare and Rehabiliation Center		169	3	2%	172
MEDIPATH		4	168	98%	172
VITAS HEALTHCARE CORP OF CENTRAL FL		171	1	1%	172
CYPRESS VILLAGE		168	4	2%	172
ADVENT HEALTH CENTRA CARE - DAYTONA BEACH		89	83	48%	172
NIGHT LITE PEDIATRICS WINTER GARDEN		144	27	16%	171
UNIVERSITY OF TAMPA STUDENT HEALTH AND SHC CLINICAL LABORATORY		41	130	76%	171
ADVENT HEALTH CENTRA CARE - WESLEY CHAPEL		4	167	98%	171
PruittHealth Panama City		167	4	2%	171
BAPTIST HEALTH PRIMARY CARE	1	134	36	21%	171
FAMILY HEALTH CENTERS OF SWF LABS	1	146	23	14%	170
BAY TREE CARE AND REHABILITATION CENTER		163	6	4%	169
MICHAEL A MIDDLETON MD PA		163	6	4%	169
SIGNATURE HEALTHCARE AT THE COURTYARD		127	41	24%	168

# COVID-19: testing by laboratory

Data through Dec 11, 2020 verified as of Dec 12, 2020 at 09:25 AM

Data in this report are provisional and subject to change.

The numbers in the table below represent the number of Florida and non-Florida residents for whom test results were received by the Department of Health. A person can be tested by more than one laboratory and can have both positive and negative results. **Therefore, the sum of the numbers in each column will be larger than the total number of people tested.**

Reporting lab	Inconclusive	Negative	Positive	Percent positive	Total
ADVENT HEALTH CENTRA CARE - COLONIAL TOWN		121	47	28%	168
PANAMA CITY DEVELOPMENTAL CENTER☐		168			168
ARCHER HEALTH VENTURES, LLC		163	4	2%	167
ORCHARD PARK HEALTH & REHABILITATION		167			167
NADAL PEDIATRICS - VICTORIA STREET (3385)		141	26	16%	167
READY RESPONDERS FLORIDA, PLLC		145	21	13%	166
PHYSICIANS PRIMARY CARE LAB		132	33	20%	165
PALM GARDEN OF CLEARWATER		159	5	3%	164
ADVENT HEALTH CENTRA CARE - OVIEDO		63	101	62%	164
BRADENTON HEALTH CARE		163			163
ST. CLOUD REGIONAL MEDICAL CENTER		155	8	5%	163
FORT PIERCE HEALTH CARE		163			163
BROOKSVILLE HEALTHCARE CENTER LLC☐		161	1	1%	162
WOMEN'S CARE FLORIDA LABORATORY		157	5	3%	162
TRI COUNTY NURSING HOME		161	1	1%	162
NSPIRE HEALTHCARE LAUDERHILL		159	3	2%	162
URGENT CARE OF THE PALM BEACHES, NORTH PALM BEACH			162	100%	162
KEYSTONE REHAB		160			160
GREENBRIAR REHABILITATION AND NURSING CENTER	1	159			160
BLUE MED CONSULTANTS		155	5	3%	160
The Palace Nursing and Rehabilitation Center		160			160
EPN URGENT CARE		43	116	73%	159
STARKE FAMILY MEDICAL CENTER		133	25	16%	158
BUFFALO CROSSING HEALTHCARE & REHABILITATION CTR		154	4	3%	158
WUESTHOFF REF LABORATORY			158	100%	158
FLORIDA DEPARTMENT OF HEALTH		136	21	13%	157
AZALEA TRACE		151	6	4%	157
Chatsworth at PGA National, LLC		154	2	1%	156
PRUITT HEALTH		153	2	1%	155
TIMBERRIDGE NURSING HOME & REHAB		123	32	21%	155
COCOA BEACH/ADVENT CENTRA		41	114	74%	155
HOSPITAL FOR SPECIAL SURGERY		154	1	1%	155
The Inn at Sarasota Bay Club		153	2	1%	155
TALLAHASSEE NHHI LLC		153	1	1%	154
PALMETTTO FACILITY INC	1	152			153
GOOD SAMARITAN SOCIETY-DAYTONA		152	1	1%	153
DAVID SCOTT MADWAR MD PA☐		140	12	8%	152
VETERANS AFFAIRS MEDICAL CENTER - MIAMI			152	100%	152
PALM GARDEN OF WEST PALM BEACH☐		138	13	9%	151
CONSULATE HEALTH CARE OF MELBOURNE		151			151
SPRING HILL HEALTH AND REHABILITATION CENTER		139	12	8%	151
BEAR CREEK NURSING CENTER		149	1	1%	150
BAYVIEW CENTER		149	1	1%	150
DIAMOND RIDGE		147	3	2%	150
PRECISION HEALTH RESOURCES, LLC	1	133	15	10%	149
DIAMOND RIDGE HEALTH AND REHABILITATION		139	10	7%	149
PALM GARDEN OF WINTER HAVEN		135	14	9%	149

# COVID-19: testing by laboratory

Data through Dec 11, 2020 verified as of Dec 12, 2020 at 09:25 AM

Data in this report are provisional and subject to change.

The numbers in the table below represent the number of Florida and non-Florida residents for whom test results were received by the Department of Health. A person can be tested by more than one laboratory and can have both positive and negative results. **Therefore, the sum of the numbers in each column will be larger than the total number of people tested.**

Reporting lab	Inconclusive	Negative	Positive	Percent positive	Total
FAWCETT MEMORIAL HOSPITAL-LAB		39	110	74%	149
MINUTECLINIC LLC # 3579		130	19	13%	149
ARCPPOINT LABS OF ST PETERSBURG		114	35	23%	149
PERSONALIZED GENETIC TESTING		62	87	58%	149
SOLARIS HEALTHCARE MERRITT ISLAND		134	14	9%	148
CITRUS HEALTH AND REHAB		128	19	13%	147
CAPE CANAVERAL HOSPITAL		28	119	81%	147
COMMUNITY HEALTH AND REHABILITATION CENTER		137	10	7%	147
Life Care Center of Punta Gorda	1	142	4	3%	147
ELMHURST HOSPITAL CENTER	1	140	5	3%	146
Bayside Care Center	1	140	5	3%	146
MINUTECLINIC LLC # 0514		137	9	6%	146
SILVERCREST HEALTH AND REHABILITATION CENTER	3	138	5	3%	146
ADVENT HEALTH CENTRA CARE - ST. CLOUD		131	15	10%	146
AVENTURA REHAB AND NURSING CENTER		145			145
CARENOW	2	86	57	39%	145
ADVENT HEALTH CENTRA CARE - CARROLLWOOD		2	143	99%	145
BAYA POINTE NURSING AND REHABILITATION		61	82	57%	143
Ocala Family Medical Center Inc	1	115	27	19%	143
PEDIATRIC HEALTH CARE ALLIANCE, PA		130	13	9%	143
DELTONA HEALTH CARE		124	19	13%	143
Solaris HealthCare Windermere		138	4	3%	142
MINUTECLINIC LLC #5214		132	10	7%	142
MINUTECLINIC LLC #3662		131	11	8%	142
EDGEWOOD NURSING CENTER		139	2	1%	141
ENGLEWOOD HEALTHCARE AND REHABILITATION CENTER		141			141
EDGEWATER AT WATERMAN VILLAGE,THE		139	1	1%	140
TERRACES OF LAKE WORTH CARE CENTER		140			140
LOOP PEDIATRICS PA		125	15	11%	140
PADDOCK RIDGE		138	1	1%	139
Nspire Health Care Kendall		132	6	4%	138
AMERICAN PATHOLOGY PARTNERS		136	2	1%	138
FLORIDA DEPARTMENT OF HEALTH CLAY COUNTY		90	47	34%	137
AFC URGENT CARE TYRONE		2	135	99%	137
FLAGLER COUNTY HEALTH DEPARTMENT		121	16	12%	137
ORLANDO HEALTH EMERGENCY DEPARTMENT		129	8	6%	137
SARNO EXTENDED HOURS		95	42	31%	137
EAST LAKE PEDIATRICS PA		128	9	7%	137
PPC-LAB EDI ORCHARD BI		129	8	6%	137
MANOR AT BLUEWATER BAY		131	6	4%	137
BAYFRONT HEALTH MEDICAL GROUP		106	31	23%	137
ASTON GARDENS AT PELICAN MARSH		134	2	1%	136
Consulate Healthcare of West Palm Beach		129	7	5%	136
VRL EUROFINs		134	2	1%	136
Heritage Healthcare at Tallahassee		135	1	1%	136
Rehabilitation Center for Park Place LLC		134	2	1%	136
VENICE REGIONAL BAYFRONT HEALTH (PULMONARY)		126	10	7%	136

# COVID-19: testing by laboratory

Data through Dec 11, 2020 verified as of Dec 12, 2020 at 09:25 AM

Data in this report are provisional and subject to change.

The numbers in the table below represent the number of Florida and non-Florida residents for whom test results were received by the Department of Health. A person can be tested by more than one laboratory and can have both positive and negative results. **Therefore, the sum of the numbers in each column will be larger than the total number of people tested.**

Reporting lab	Inconclusive	Negative	Positive	Percent positive	Total
LAB CORP	1	86	48	36%	135
PORT ST LUCIE REHABILITATION AND HEALTHCARE		98	37	27%	135
CARENOW URGENT CARE – FORT PIERCE		110	25	19%	135
IRL MARKET LAB ALACHUA		104	31	23%	135
AFC URGENT CARE CLEARWATER		81	53	40%	134
Parkview Rehabilitation Center at Winter Park		131	3	2%	134
J AND G MEDICAL GROUP LLC		116	18	13%	134
PALM BEACH COUNTY HEALTH DEPT LAB	1	131	2	1%	134
LABORATORY OF FLORIDA		83	50	38%	133
OAKBROOK HEALTH AND REHABILITATION CENTER	1	132			133
MINUTE CLINIC LLC		112	21	16%	133
AMERICAN FINNISH NURSING HOME	1	130	2	2%	133
ADVENT HEALTH CENTRA CARE - DELAND		28	105	79%	133
PALM BAY HOSPITAL		3	130	98%	133
UNITED CLINICAL LABORATORIES		124	9	7%	133
ARBOR FACILITY INC		133			133
THE REHABILITATION CENTER OF LAKE CITY		127	5	4%	132
DXTERITY DIAGNOSTICS	1	128	3	2%	132
CAYUGA MEDICAL CENTER AT ITHACA		129	3	2%	132
CORAL REEF NURSING & REHAB CENTER		132			132
FORT WALTON REHABILITATION CENTER		95	37	28%	132
SERANADES BY SONATA WEST ORANGE		115	16	12%	131
NORTH PINELLAS STATMED QUICK QUALITY CLINICS		55	76	58%	131
ALLSOUTH URGENT CARE			131	100%	131
LONGWOOD HEALTH AND REHABILITATION CENTER		125	6	5%	131
ROSECASTLE OF ZEPHRHILLS		129	2	2%	131
INTEGRATED REGIONAL LABORATORIES		119	12	9%	131
SILVER CREEK SENIOR LIVING COMMUNITY		129			129
MINUTECLINIC LLC #1055		102	27	21%	129
GENE BY GENE		61	68	53%	129
BMHSI-AEL MICROBIOLOGY LABORATORY	2	102	25	19%	129
CENTRACARE		17	112	87%	129
HUNT CLUB PEDIATRIC ASSOCIATES, P.A.		107	21	16%	128
MINUTECLINIC LLC #7887		118	10	8%	128
REFUAH HEALTH CENTER LABORATORY		124	3	2%	127
ALL SEASONS NAPLES LLC		127			127
TRENTON MEDICAL CENTER INC DBA PALMS MEDICAL GROUP	2	105	20	16%	127
MILLENNIUM LAB SERVICES			127	100%	127
ADVENTHEALTH MEDICAL GROUP PROMPT CARE		103	23	18%	126
PIONEER CLINICAL LAB, LLC		104	22	17%	126
SEA BREEZE REHAB AND NURSING CENTER		124	2	2%	126
GOOD SAMARITAN SOCIETY OF DELAND		123	3	2%	126
CANTERFIELD OF OCALA, LLC		123	2	2%	125
ADVENT HEALTH CENTRA CARE - LONGWOOD		22	103	82%	125
REHABILITATION CENTER OF LAKE CITY, TH		120	5	4%	125
MINUTECLINIC LLC #1771		113	12	10%	125
AFC URGENT CARE SEMINOLE			125	100%	125

# COVID-19: testing by laboratory

Data through Dec 11, 2020 verified as of Dec 12, 2020 at 09:25 AM

Data in this report are provisional and subject to change.

The numbers in the table below represent the number of Florida and non-Florida residents for whom test results were received by the Department of Health. A person can be tested by more than one laboratory and can have both positive and negative results. **Therefore, the sum of the numbers in each column will be larger than the total number of people tested.**

Reporting lab	Inconclusive	Negative	Positive	Percent positive	Total
ADVENT HEALTH - ORLANDO		107	17	14%	124
UCC - WELLINGTON			124	100%	124
Emory L Bennett State Veterans Nursing Home		122	2	2%	124
MACTOWN, INC		124			124
ST CATHERINE'S WEST REHABILITATION HOSPITAL		123	1	1%	124
THE CLUB AND REHABILITATION CENTER		123	1	1%	124
COLOR GENOMICS, INC.	1	121	2	2%	124
MATHISON RETIREMENT COMMUNITY, INC		123	1	1%	124
GENETWORKX		17	107	86%	124
LIFE CARE CENTER OF ALTAMONTE SPRINGS		102	21	17%	123
AMERICAN RESEARCH LABS		7	116	94%	123
NCRNC INC		121	2	2%	123
AFC URGENT CARE FAMILY CARE			122	100%	122
PARKVIEW HEALTH		121			121
GRAVITY DIAGNOSTICS, LLC		35	86	71%	121
SABAL DIRECT PRIMARY CARE, PA		104	17	14%	121
ADVANCED MEDICAL CENTER		86	34	28%	120
GESSLER CLINIC PA		98	22	18%	120
FHMG-FLORIDA HOSPITAL MEDICAL GROUP		101	19	16%	120
TARPON POINT NURSING AND REHABILITATION CENTER		120			120
TRI-COUNTY NURSING HOME		114	6	5%	120
FLORIDA KEYS PEDIATRICS & ADOLESCENT CENTER		115	4	3%	119
MINUTECLINIC, LLC (CLINIC 10699)		104	15	13%	119
MINUTECLINIC LLC # 3686		107	12	10%	119
BAYSIDE HEALTH AND REHABILITATION CENTER		119			119
MEDICAL CENTER CLINIC-IMMEDIATE CARE	1	98	20	17%	119
TRINITY REGIONAL REHAB CENTER		117	2	2%	119
LITTLE PINE PEDIATRICS		86	32	27%	118
MATHISON RETIREMENT COMMUNITY		114	4	3%	118
MINUTECLINIC LLC #7173		110	8	7%	118
SERENADES IN THE VILLAGES		105	13	11%	118
PEDIATRICS IN BREVARD PA		111	7	6%	118
Sunset Point Center		117	1	1%	118
REGENCY CARE OF BLOUNTSTOWN LLC		113	5	4%	118
NEIGHBORHOOD MEDICAL CENTER		112	5	4%	117
POINT WASHINGTON MEDICAL CLINIC		1	116	99%	117
Solaris Healthcare Daytona	1	116			117
MINUTECLINIC LLC #1821		108	7	6%	115
CHARTER SENIOR LIVING OF PANAMA CITY BEACH		99	15	13%	114
MINUTECLINIC LLC #3671		100	14	12%	114
ARTHREX MEDICAL CENTER		45	69	61%	114
SAINTS 120 LLC	1	100	13	11%	114
JACKSON PLAZA NURSING & REHAB CENTER		112	1	1%	113
SUWANNEE VALLEY NURSING CENTER		111	2	2%	113
BOCA GRANDE HEALTH CLINIC		110	3	3%	113
FIRST CHOICE PEDIATRICS		83	29	26%	112
ACCURATE DIAGNOSTIC LABS, INC		109	3	3%	112



# COVID-19: testing by laboratory

Data through Dec 11, 2020 verified as of Dec 12, 2020 at 09:25 AM

Data in this report are provisional and subject to change.

The numbers in the table below represent the number of Florida and non-Florida residents for whom test results were received by the Department of Health. A person can be tested by more than one laboratory and can have both positive and negative results. **Therefore, the sum of the numbers in each column will be larger than the total number of people tested.**

Reporting lab	Inconclusive	Negative	Positive	Percent positive	Total
NORTH FLORIDA PEDIATRICS - MARIANNA		83	29	26%	112
LabCorp L#09258090 M#09258105		71	41	37%	112
PROVIDENCE HOSPITAL LABORATORY		107	5	4%	112
FLORIDA HEALTH CARE PLAN INC		2	110	98%	112
ALLIED HEALTH FORT PIERCE		112			112
COQUINA CENTER		111	1	1%	112
COASTAL HEALTH AND REHAB		110	2	2%	112
PROVISTA DIAGNOSTICS, INC		111	1	1%	112
SEMINOLE NURSING PAVILION		104	7	6%	111
INTELEX LABS, LLC		111			111
PAVILION FOR HEALTHCARE, THE		111			111
NATIONS BEST FAMILY HEALTH CARE		60	50	45%	110
HIALEAH SHORES NURSING AND REHAB CENTER		103	7	6%	110
AMBULATORY SURGERY CENTER OF BOCA RATON LTD		109	1	1%	110
CENTRA CARE - HUNTER'S CREEK		52	58	53%	110
RIVERS FAMILY MEDICINE PA		95	15	14%	110
NORTH FL SOUTH GA HCS-MALCOM RANDALL VAMC			109	100%	109
ADVENT HEALTH CENTRA CARE		8	101	93%	109
HILLSBOROUGH COUNTY DEVELOPMENTAL CTR	1	108			109
BAYFRONT HEALTH ER PINELLAS PARK	1	71	37	34%	109
MOBILE INFIRMARY MED CENTER PATH LAB		98	11	10%	109
ADVENT HEALTH CENTRA CARE - AZALEA PARK		91	17	16%	108
ISLAND HEALTH AND REHABILITATION CENTER		108			108
MEYER PEDIATRICS		96	12	11%	108
GRAVITY DIAGNOSTICS		42	66	61%	108
PALM GARDEN OF ORLANDO		103	4	4%	107
SUN COUNTRY PEDIATRICS PLLC	6	94	7	7%	107
TUSCAN GARDENS OF VENETIA MANAGEMENT COMPANY		106	1	1%	107
MEADOWCREST FAMILY PHYSICIANS		78	29	27%	107
DOCTOR'S IN HOUSE LABORATORY		13	94	88%	107
DIGNITY HEALING, LLC		104	3	3%	107
HOLMES REG MED CENTER CLINICAL LAB		89	18	17%	107
Whispering Oaks	5	97	4	4%	106
EVANS HEALTH CARE		104	2	2%	106
Gulf Coast Healthcare (Longwood Health and Rehab		106			106
QUICK CARE MED		80	26	25%	106
MINUTECLINIC DIAGNOSTIC OF RHODE ISLAND, LLC #729		102	4	4%	106
HEART OF FLORIDA REGIONAL MED CTR		35	71	67%	106
MINUTECLINIC LLC #4987		92	14	13%	106
GRAND OAKS HEALTH & REHABILITATION		106			106
SHOAL CREEK REHABILITATION CENTER		71	35	33%	106
PRIMECARE OF DOTHAN		71	34	32%	105
ADVENT HEALTH CENTRA CARE - WINTER HAVEN		30	75	71%	105
LPG COCONUT POINT		90	15	14%	105
GLADES HEALTH CARE CENTER		104	1	1%	105
LASER & SURGERY CENTER OF THE PALM BEACHES		104			104
GOLD CHOICE SENIOR COMMUNITIES		75	29	28%	104



# COVID-19: testing by laboratory

Data through Dec 11, 2020 verified as of Dec 12, 2020 at 09:25 AM

Data in this report are provisional and subject to change.

The numbers in the table below represent the number of Florida and non-Florida residents for whom test results were received by the Department of Health. A person can be tested by more than one laboratory and can have both positive and negative results. **Therefore, the sum of the numbers in each column will be larger than the total number of people tested.**

Reporting lab	Inconclusive	Negative	Positive	Percent positive	Total
ATLANTIC SHORES NURSING AND REHAB CENTER		103	1	1%	104
BAY VIEW HEALTHCARE		85	19	18%	104
LAKESIDE NEUROLOGIC		100	4	4%	104
AFC URGENT CARE		44	60	58%	104
HALIFAX MEDICAL CENTER-PORT ORANGE LAB		91	13	13%	104
ADVENT HEALTH CENTRA CARE - BRANDON		29	75	72%	104
MINUTECLINIC LLC #476		90	13	13%	103
Bayside Health and Rehabilitation		102	1	1%	103
Fernandina Beach Rehabilitation and Nursing Center		103			103
ADVENT HEALTH CENTRA CARE - SANFORD		28	75	73%	103
LONGWOOD FAMILY PRACTICE		81	22	21%	103
ARDEN COURTS OF LARGO FL, LLC		100	3	3%	103
UNIVERSITY MEDICAL CENTER SUITES		90	12	12%	102
SUNFLOWER SPRINGS ASSISTED LIVING		99	3	3%	102
PARAMOUNT URGENT CARE INC		61	40	40%	101
HENDRY REGIONAL MEDICAL CENTER CLINICAL LABORATORY		82	18	18%	100
WOODBIDGE FACILITY INC		99	1	1%	100
WIMAUMA COMMUNITY HEALTH CENTER		80	20	20%	100
Consulate Health Care of Port Charlotte		98	2	2%	100
NEW YORK CITY DEPARTMENT OF HEALTH & MENTAL		91	8	8%	99
ARCADIA HEALTH AND REHABILITATION CENTER		99			99
VILLAGE DOCTORS OF KEYSTONE		82	16	16%	98
CENTRAL FLORIDA HEALTH CARE		46	52	53%	98
FLORIDA COMMUNITY HEALTH CENTERS INC			98	100%	98
PLAZA OF HALLANDALE BEACH		98			98
Chatham Glen Healthcare and Rehabilitation Center		95	2	2%	97
WESLEY HAVEN VILLA	1	93	3	3%	97
DBI HEALTH INC		95	2	2%	97
PHYSICIANS REGIONAL CLINIC		82	15	15%	97
HEALTH CENTERS AT BRENTWOOD		96	1	1%	97
FELLOWSHIP HOME AT THE FAIRWAY LLC		96			96
SOUTH BALDWIN REGIONAL MEDICAL CENTER		92	4	4%	96
PEDIATRIC ASSOCIATES ORLANDO		82	14	15%	96
EXOSOME DIAGNOSTICS		91	5	5%	96
BAYSHORE MEMORY CARE□		96			96
THE TERRACE OF KISSIMMEE		80	15	16%	95
CHILDRENS MEDICAL ASSOCIATION		86	9	9%	95
OSPREY VILLAGE AT AMELIA ISLAND LTD		92	3	3%	95
VISTA MANOR		92	3	3%	95
GLOBAL CENTRAL LABS AT PPD	2	87	6	6%	95
ADVENT HEALTH CENTRA CARE - KISSIMMEE		61	34	36%	95
ADVENT HEALTH CENTRA CARE - TEMPLE TERRACE		42	53	56%	95
SOLARIS HEALTHCARE OSCEOLA		91	3	3%	94
GRANDE, THE□	2	88	4	4%	94
MANOR CARE OF NAPLES FL LLC		93	1	1%	94
EVENT MED SERVICES LABORATORY		94			94
DEPARTMENT OF HEALTH & HUMAN SERVICES		94			94

# COVID-19: testing by laboratory

Data through Dec 11, 2020 verified as of Dec 12, 2020 at 09:25 AM

Data in this report are provisional and subject to change.

The numbers in the table below represent the number of Florida and non-Florida residents for whom test results were received by the Department of Health. A person can be tested by more than one laboratory and can have both positive and negative results. **Therefore, the sum of the numbers in each column will be larger than the total number of people tested.**

Reporting lab	Inconclusive	Negative	Positive	Percent positive	Total
DIAGNOSTIC SOLUTIONS		3	91	97%	94
MINUTECLINIC LLC #3635		89	5	5%	94
TUSCAN GARDENS OF PALM COAST		93	1	1%	94
FHMG FLORIDA HOSPITAL MEDICAL GROUP		78	15	16%	93
HEARTLAND PEDIATRICS OF LAKE WALES		86	7	8%	93
SOLARIS HEALTHCARE IMPERIAL		90	3	3%	93
DEVANSH LAB WERKS INC		77	15	16%	92
UNIVERSITY OF MIAMI		1	91	99%	92
SEMINOLE COUNTY HEALTH DEPARTMENT		73	18	20%	91
DOCTORS MEMORIAL HOSPITAL		32	59	65%	91
FLORIDA HEALTH CARE PLANS			91	100%	91
MONTEFIORE MEDICAL CENTER LABORATORIES - MOSES		84	7	8%	91
JACKSONVILLE KIDS PEDIATRICS, PLLC		77	14	15%	91
OCEAN REEF MEDICAL CENTER		74	17	19%	91
INN AT ASTON GARDENS, THE		90	1	1%	91
AVECINA MOBILE		83	8	9%	91
INTERLACHEN PEDIATRICS PA		87	3	3%	90
FIRST CHOICE PRIMARY CARE		68	22	24%	90
AYERS HEALTH & REHABILITATION CENTER		90			90
GEORGIA DEPARTMENT OF PUBLIC HEALTH		1	89	99%	90
FINLAY CLINICAL LABORATORY		28	62	69%	90
WESTCHESTER MEDICAL CENTER		87	2	2%	89
ADVENT HEALTH CENTRA CARE - WATERMAN		78	11	12%	89
Solaris Healthcare Lake Bennet		79	10	11%	89
FIRST CHOICE PEDIATRICS SEMORAN		72	17	19%	89
LIFE CARE CENTER OF WINTER HAVEN		77	12	13%	89
HOLY CROSS HOSPITAL		12	77	87%	89
JEFFERY WEINZWEIG		2	87	98%	89
GOVERNOR'S CREEK HEALTH & REHABILITATION		87	1	1%	88
YOUR FAMILY WALK-IN CLINIC			88	100%	88
PALMS MEDICAL GROUP HIGH SPRINGS		80	8	9%	88
AVERO DIAGNOSTICS		64	24	27%	88
ADVENT HEALTH CENTRA CARE - CITRUS PARK		8	80	91%	88
PACIFIC ANALYTICS			87	100%	87
ABBIEJEAN RUSSELL CARE CENTER		87			87
BRANDON HEALTH AND REHABILITATION CENTER	1	85	1	1%	87
TIFFANY HALL NURSING AND REHAB CENTER		87			87
TRADITION MEDICAL CENTER LABORATORY		48	39	45%	87
PEDIATRICS OF GREATER ORLANDO		77	10	11%	87
FINLAY CLINICAL LABORATORY INC		28	59	68%	87
ANCIENT CITY PEDIATRICS		84	2	2%	86
DAYSPRING VILLAGE		85	1	1%	86
ASSOCIATESMD MEDICAL GROUP INC		71	15	17%	86
MV MEDICAL PRACTICE DBA PRIMARY URGENT CARE		83	3	3%	86
CRUCIAL CARE EMERGENCY MEDICINE DOCTORS		72	14	16%	86
24/7 PEDIATRIC CARE CENTERS INC		83	3	3%	86
SMILEY MEDICAL GROUP		59	27	31%	86

# COVID-19: testing by laboratory

Data through Dec 11, 2020 verified as of Dec 12, 2020 at 09:25 AM

Data in this report are provisional and subject to change.

The numbers in the table below represent the number of Florida and non-Florida residents for whom test results were received by the Department of Health. A person can be tested by more than one laboratory and can have both positive and negative results. **Therefore, the sum of the numbers in each column will be larger than the total number of people tested.**

Reporting lab	Inconclusive	Negative	Positive	Percent positive	Total
FG RAPID RESULTS	1	50	35	41%	86
SOLARIS HEALTHCARE LAKE CITY		52	34	40%	86
WHITE PLAINS HOSPITAL CENTER LAB		86			86
NAVY HOSPITAL			85	100%	85
W. FRANK WELLS NURSING HOME		84	1	1%	85
WIREGRASS DIRECT PRIMARY CARE PLLC		74	11	13%	85
SURREY PLACE CARE CENTER		80	5	6%	85
KALEIDA HEALTH CENTER FOR LABORATORY		80	5	6%	85
SUNLAND MARIANNA COX MEDICAL CENTER		75	10	12%	85
WEDGEWOOD HEALTHCARE CENTER		82	3	4%	85
HURLBURT FIELD CLINIC		39	45	54%	84
PINES OF SARASOTA GARDEN		84			84
EXPRESS URGENT CARE LLC		1	83	99%	84
FAST TRACK URGENT CARE CENTER - RIVERVIEW			84	100%	84
CRONOS CLINICAL LABORATORY	2	80	2	2%	84
FREEDOM INN AT TARPON SPRINGS		81	3	4%	84
Solaris Healthcare Coconut Creek		82	2	2%	84
KEYS MEDICAL GROUP			84	100%	84
ADVENT HEALTH CENTRA CARE - ORANGE CITY		14	69	83%	83
DAIRY ROAD URGENT CARE		54	29	35%	83
ADVENT HEALTH CENTRA CARE - SOUTH ORANGE		69	14	17%	83
DISCOVERY VILLAGE AT NAPLES		83			83
ARBOR TRAIL		77	6	7%	83
BOCA RATON REHABILITATION CENTER		79	3	4%	82
OAKS OF KISSIMMEE HEALTH AND REHABILITATION CENTER		82			82
THE PAVILION FOR HEALTH CARE		72	10	12%	82
FAST TRACK URGENT CARE CENTER - WESTCHASE			82	100%	82
LAB		29	53	65%	82
HERON CLUB AT PRESTANCIA		80	2	2%	82
VILLAGE PLACE NH LLC		61	20	25%	81
CSL PLASMA		22	59	73%	81
SPRINGS AT LAKE POINTE WOODS		79	2	2%	81
SOLARIS SENIOR LIVING VERO BEACH		80	1	1%	81
ADVENT HEALTH - PALM HARBOR ER		64	17	21%	81
MIAMI SHORES NURSING & REHAB		81			81
CENTERSTONE OF FLORIDA		77	3	4%	80
JACKSONVILLE NURSING AND REHAB CENTER		79	1	1%	80
HEALTH CARE DISTRICT OF PALM BEACH COUNTY MAIN OFFICE	1	9	70	88%	80
RDV SPORTSPLEX PEDIATRICS		64	16	20%	80
QUICK CARE MED PL CR		77	3	4%	80
CLYDE E LASSEN STATE VETERANS NURSING HOME		56	24	30%	80
MIDWAY PRIMARY CARE, LLC		78	2	3%	80
AMERICA'S PHARMACY LLC		71	8	10%	79
CATALYST WALK IN CLINIC		60	19	24%	79
ADVANCED AMBULATORY SURGERY CENTER		75	4	5%	79
AMELIA MEDICAL CARE		4	75	95%	79
PINES OF SARASOTA		79			79

# COVID-19: testing by laboratory

Data through Dec 11, 2020 verified as of Dec 12, 2020 at 09:25 AM

Data in this report are provisional and subject to change.

The numbers in the table below represent the number of Florida and non-Florida residents for whom test results were received by the Department of Health. A person can be tested by more than one laboratory and can have both positive and negative results. **Therefore, the sum of the numbers in each column will be larger than the total number of people tested.**

Reporting lab	Inconclusive	Negative	Positive	Percent positive	Total
NSPIRE HEALTHCARE TAMARAC		78	1	1%	79
VIERA HOSPITAL			79	100%	79
VETERANS AFFAIRS MEDICAL CENTER - PALO ALTO		28	50	64%	78
NITE LITE PEDIATRICS – JACKSONVILLE		76	2	3%	78
SEASIDE HEALTH AND REHABILITATION CENTER		22	56	72%	78
UNIVERSITY HEALTH SYSTEM INC		71	7	9%	78
EDGEWATER AT WATERMAN VILLAGE		78			78
Concordia Village of Tampa AL		78			78
CBS LABS OF TAMPA LLC		3	74	96%	77
ORANGE CITY NURSING AND REHAB		75	2	3%	77
TRUE NORTH HEALTH NAVIGATION LLC DBA DISPATCHHEALTH	1	60	16	21%	77
WESTWOOD HEALTHCARE SNF		76	1	1%	77
LAKEVIEW TERRACE RETIREMENT COMMUNITY		75	2	3%	77
CAREMOUNT MEDICAL - PATHOLOGY		75	2	3%	77
FAMILY CARE PARTNERS OF NORTHEAST FLORIDA LLC		42	35	45%	77
CONSULATE HEALTH CARE OF SARASOTA□		77			77
FLOMEDILAB		19	57	75%	76
TREASURE COAST MEDICAL ASSOCIATES		2	74	97%	76
ST MARK ASSISTED LIVING CENTER	1	64	11	14%	76
THE COURTYARD ASSISTED LIVING		73	3	4%	76
BROWARD HEALTH CORAL SPRINGS EPIDEMIOLOGY DEPT		1	75	99%	76
DYNAMIC MEDICAL USA			76	100%	76
Heritage Park Rehabilitation & Healthcare		75	1	1%	76
HAVEN OF OUR LADY OF PEACE INC		75			75
THE WELLNESS CENTER AT LAKEWOOD RANCH			75	100%	75
CORE BIO LABS		42	33	44%	75
FAST TRACK URGENT CARE CENTER - SOUTH TAMPA			75	100%	75
MD 365 MEDICAL CARE		74	1	1%	75
NOAH CLINICAL LABORATORY		63	11	15%	74
BOSTON RED SOX CLUB LP		74			74
WINDSOR REFLECTIONS		74			74
MIRACLE HILL NURSING & REHABILITATION CENTER INC		72	2	3%	74
DIAGNOSTIC LABORATORY OF OKLAHOMA		59	14	19%	73
SOUTH BALDWIN MEDICAL CENTER GULF SHORES		60	13	18%	73
CONSULATE HEALTH CARE – LAKE MARY		72	1	1%	73
SCOTT LAKE HEALTH AND REHABILITATION CENTER		71	2	3%	73
VILLAS OF HOLLY BROOK - BRADENTON 14TH		72			72
SARAPATH DIAGNOSTICS			72	100%	72
CATHOLIC HEALTH SYSTEM DEPT LABORATORY		71	1	1%	72
WHITE WILSON MEDICAL IMMEDIATE CARE NICEVILLE			71	100%	71
AMMON LABS		61	10	14%	71
MEMORY CARE OF NAPLES		71			71
WOOD LAKE HEALTH AND REHABILITATION CENTER		71			71
ASCENSION MEDICAL GROUP		1	70	99%	71
AMERICAN FAMILY CARE PENSACOLA WEST		1	70	99%	71
Madison Health and Rehabilitation Center		41	30	42%	71
JOHN KNOX VILLAGE OF FLORIDA ALF	1	70			71

# COVID-19: testing by laboratory

Data through Dec 11, 2020 verified as of Dec 12, 2020 at 09:25 AM

Data in this report are provisional and subject to change.

The numbers in the table below represent the number of Florida and non-Florida residents for whom test results were received by the Department of Health. A person can be tested by more than one laboratory and can have both positive and negative results. **Therefore, the sum of the numbers in each column will be larger than the total number of people tested.**

Reporting lab	Inconclusive	Negative	Positive	Percent positive	Total
ADVANCED LAB		67	4	6%	71
MORSELIFE MEMORY CARE RESIDENCE		70	1	1%	71
Advent health care center Celebration		68	3	4%	71
Highlands Regional Hospital		63	7	10%	70
QPS, LLC		69	1	1%	70
HIGHLANDS MEDICAL CENTER		68	2	3%	70
MEMORIAL MANOR		70			70
PLYMOUTH HOME FOR ADULTS, INC.	8	61	1	1%	70
CONEY ISLAND HOSPITAL		69	1	1%	70
SIGNATURE HEALTHCARE OF PORT CHARLOTTE		67	3	4%	70
BORLAND GROOVER CLINIC	1	59	10	14%	70
KORGENE LAB		22	48	69%	70
SUNCOAST COMMUNITY HEALTH CENTERS PEDIATRICS		21	49	70%	70
MAGNOLIA DIAGNOSTIC		1	69	99%	70
NORTH FLORIDA PEDIATRICS PA - DUVAL		68	2	3%	70
PROMEDICA LABORATORIES		21	48	70%	69
PHYSICIANS STAT LAB INC		49	20	29%	69
BROOKDALE OVIEDO		68	1	1%	69
SIMED LABORATORY		57	12	17%	69
BROWARD HEALTH MEDICAL CENTER		3	66	96%	69
HERITAGE HEALTHCARE AND REHABILITATION CENTER		69			69
USF HEALTH MORSANI CENTER		5	64	93%	69
ERIE COUNTY MEDICAL CTR CLINICAL LABS		66	2	3%	68
ARBOR GLEN AT ARBOR TRACE		61	7	10%	68
AMEERAH LABS, LLC		53	15	22%	68
SUNCOAST OPTIMAL WELLNESS		23	45	66%	68
DE LUNA HEALTH AND REHABILITATION CENTER		67	1	1%	68
AEL- MEMPHIS		17	50	75%	67
HOBDARI FAMILY HEALTH LLC		43	24	36%	67
SUPERIOR RESIDENCES OF PANAMA CITY BEACH		65	2	3%	67
WELLNOW URGENT CARE PC		67			67
LABFIRST - DEPARTMENT OF PATHOLOGY		66	1	1%	67
LIFE BRITE		66	1	1%	67
ManorCare Health Services-Palm Harbor		66			66
ADVENT HEALTH CENTRA CARE - WINTER GARDEN		13	53	80%	66
BIODESIX, INC.		51	15	23%	66
BAY VUE NURSING AND REHABILITATION CENTER		65	1	2%	66
Courtyards of Orlando Care Center		66			66
HEALTH FIRST - PALM BAY HOSPITAL		2	64	97%	66
CITRUS MEMORIAL HEALTH SYSTEM LAB		2	64	97%	66
URGENT CARE EXPRESS LLC			66	100%	66
STONY BROOK UNIVERSITY MEDICAL CENTER		59	7	11%	66
MEDEX MEDICAL EXPRESS OF PALATKA			66	100%	66
PINELLAS CARE CENTER		47	19	29%	66
LAKE HOUSE ASSISTED LIVING		53	12	18%	65
PATRIOT MEDICAL LABORATORIES		63	2	3%	65
SOUTH GEORGIA MEDICAL CENTER		48	17	26%	65



# COVID-19: testing by laboratory

Data through Dec 11, 2020 verified as of Dec 12, 2020 at 09:25 AM

Data in this report are provisional and subject to change.

The numbers in the table below represent the number of Florida and non-Florida residents for whom test results were received by the Department of Health. A person can be tested by more than one laboratory and can have both positive and negative results. **Therefore, the sum of the numbers in each column will be larger than the total number of people tested.**

Reporting lab	Inconclusive	Negative	Positive	Percent positive	Total
Oakhurst Center		65			65
STEWART MEDICAL GROUP		30	35	54%	65
ADVENT HEALTH - LAKE NONA		55	10	15%	65
FIRST QUALITY LABORATORY		58	7	11%	65
BAPTIST PRIMARY CARE INC		53	11	17%	64
LAB PLUS, LLC AT SAINT THOMAS WEST HOSPITAL		50	14	22%	64
WATERMARK LAKE POINTE WOODS LLC		64			64
AMA MEDICAL GROUP LLC		57	7	11%	64
HAVEN OF OUR LADY OF PEACE		64			64
OUT OF STATE		40	24	38%	64
NO FLORIDA PEDIATRICS, PA		61	2	3%	63
LUIS A GHIGLINO MD PA		62	1	2%	63
DIAGNOSTIC & CLINICAL CARE SERVICES INC DBA		53	10	16%	63
EISENHOWER ARMY MEDICAL CENTER		59	4	6%	63
EXCEL PEDIATRICS		45	18	29%	63
WADSWORTH HEALTH CENTER		60	3	5%	63
APC PEDIATRICS AT RYE ROAD MEDICAL PARK		63			63
VIERA HEALTH AND REHABILITATION CENTER		62	1	2%	63
PLANTATION GENERAL HOSPITAL CLINICAL LAB		26	37	59%	63
DISCOVERY VILLAGE AT MELBOURNE		62	1	2%	63
AVON PARK PEDIATRICS INC		56	7	11%	63
PEDIATRICS BY THE SEA		62	1	2%	63
ASSOCIATED CLINICAL LABORATORIES		57	6	10%	63
Lake Port Square Health Center		60	2	3%	62
CHILDRENS MEDICAL ASSOCIATION PA		50	12	19%	62
LAKE VIEW CARE CENTER AT DELRAY		61	1	2%	62
RIDGEWOOD DIAGNOSTIC LABORATORY		60	2	3%	62
ATLANTIC URGENT CARE		40	22	35%	62
VIERA DEL MAR HEALTH AND REHABILITATION CENTER		62			62
JOSEPH L MORSE GERIATRIC CENTER	2	59	1	2%	62
MINUTECLINIC DIAGNOSTIC OF SOUTH CAROLINA, LLC		56	6	10%	62
FAMILY CARE PARTNERS OF NE FLORIDA LLC		31	30	49%	61
EMERALD COAST HOSPICE		60	1	2%	61
PEDIATRIC ASSOCIATES OF OCALA PA		57	4	7%	61
CL BRUMBACK PRIMARY CARE CLINICS		16	45	74%	61
NEMOURS CHILDREN'S PRIMARY CARE		51	10	16%	61
SPRINGS AT BOCA CIEGA BAY,THE		61			61
ADVENT HEALTH CENTRA CARE - POINCIANA		22	38	63%	60
FAST TRACK URGENT CARE CENTER - BRANDON			60	100%	60
HUNTSVILLE HOSPITAL LABORATORY		45	15	25%	60
QUEENS HOSPITAL CENTER		59	1	2%	60
CENTRAL BALDWIN IMMEDIATE CARE & FAMILY PRACTICE		47	13	22%	60
ALL FLORIDA FAMILY AND SPORTS MEDICINE		54	6	10%	60
EXACT SCIENCES LABORATORIES, LLC		15	45	75%	60
MED EXPRESS		6	53	90%	59
DOUGLAS T JACOBSON STATE VETERANS HOME		59			59
INTERNAL LAB		50	9	15%	59



# COVID-19: testing by laboratory

Data through Dec 11, 2020 verified as of Dec 12, 2020 at 09:25 AM

Data in this report are provisional and subject to change.

The numbers in the table below represent the number of Florida and non-Florida residents for whom test results were received by the Department of Health. A person can be tested by more than one laboratory and can have both positive and negative results. **Therefore, the sum of the numbers in each column will be larger than the total number of people tested.**

Reporting lab	Inconclusive	Negative	Positive	Percent positive	Total
ST VINCENT'S BIRMINGHAM		56	3	5%	59
ATRIUM AT LIBERTY PARK□		58	1	2%	59
PHYSICIAN PARTNERS PERRY		39	20	34%	59
THE CANOPY AT BERRYHILL		58			58
NATURE COAST MEDICAL GROUP		48	10	17%	58
F&T MEDICAL RESEARCH, INC		58			58
MOLECULAR TESTING LABS		25	33	57%	58
STONY BROOK SOUTHAMPTON		57	1	2%	58
Quail Run Health Care Center		58			58
Margate Health and Rehabilitation Center		56	2	3%	58
MIAMI BEACH COMMUNITY HEALTH CENTER			58	100%	58
CHAUTAUQUA REHABILITATION AND NURSING CENTER		56	1	2%	57
EMBRY RIDDLE AERONAUTICAL UNIVERSITY HEALTH SERVICES			57	100%	57
KAPG FLEMING ISLAND SENIOR HOUSING OPCO LLC	1	56			57
ASCENSION SACRED HEART BAY LABORATORY		54	3	5%	57
HUNT CLUB PEDIATRIC ASSOCIATES PA		45	12	21%	57
ALTRU DIAGNOSTICS INC		40	17	30%	57
EAST ALABAMA MEDICAL CENTER LABORATORY		49	8	14%	57
LABCORP EMPLOYER SERVICES		57			57
ISLAND COAST PEDIATRICS		55	2	4%	57
MILLER BIOCONNECT		43	14	25%	57
AMERICAN FAMILY MEDICAL		48	9	16%	57
Heartland Healthcare of Ft. Myers		57			57
MILLENIUM PHYSICIANS GROUP		1	56	98%	57
FLAGLER COLLEGE HEALTH SERVICES		39	17	30%	56
MINNESOTA TWINS		53	3	5%	56
BAPTIST PRIMARY CARE, INC		52	4	7%	56
LABCORP RTP		27	29	52%	56
RDX BIOSCIENCE			56	100%	56
S-H THIRTY-FIVE OPCO- PORT ST LUCIE, LLC	1	55			56
FAST TRACK URGENT CARE CENTER - WESLEY CHAPEL			56	100%	56
GOOD SAMARITAN CENTER		55			55
NORTH PORT REHABILITATION AND NURSING CENTER□		54	1	2%	55
TWIN CREEKS ASSISTED LIVING & MEMORY CARE		53	2	4%	55
SMA LAB		6	49	89%	55
LEESBURG PEDIATRICS		52	3	5%	55
CHILDREN MED CARE INC		49	6	11%	55
ISLAND URGENT CARE PLLC DBA AFC URGENT CARE		54	1	2%	55
MD LABS		32	23	42%	55
SONATA HUNTERS CREEK		47	8	15%	55
CLERMONT HEALTH AND REHAB		40	14	26%	54
PALM BAY URGENT CARE		28	26	48%	54
LAKE PARK OF MADISON		52	2	4%	54
UNITED LABORATORY SERVICES CORPORATION		38	16	30%	54
FLORIDA PEDIATRIC GROUP		27	27	50%	54
FLORIDA DEPARTMENT OF HEALTH IN LAKE COUNTY	1	44	9	17%	54
TIFFANY HALL NURSING AND REHAB		44	10	19%	54

# COVID-19: testing by laboratory

Data through Dec 11, 2020 verified as of Dec 12, 2020 at 09:25 AM

Data in this report are provisional and subject to change.

The numbers in the table below represent the number of Florida and non-Florida residents for whom test results were received by the Department of Health. A person can be tested by more than one laboratory and can have both positive and negative results. **Therefore, the sum of the numbers in each column will be larger than the total number of people tested.**

Reporting lab	Inconclusive	Negative	Positive	Percent positive	Total
EAST NEW YORK DIAGNOSTIC AND TREATMENT		51	3	6%	54
MOBILE PHYSICIAN SERVICES INC		52	2	4%	54
BRASHEAR'S VITAL CARE CORP		2	52	96%	54
SARASOTA CO. HEALTH DEPT # 58		40	14	26%	54
ST. CLOUD MEDICAL GROUP		54			54
FAMILY HEALTH CENTERS OF SOUTHWEST FLORIDA INC		34	20	37%	54
VILLA MARIA WEST SKILLED NURSING FACILITY		48	6	11%	54
ALZHEIMERS CARE CENTER OF VIERA LTD		36	18	33%	54
SENIOR LIVING VII TAMPA LLC	1	46	6	11%	53
STATMED QUICK QUALITY CLINIC AT NORTH PINELLAS		38	15	28%	53
POINTE, THE		51	2	4%	53
LEE COUNTY SCHOOL DISTRICT	1	51	1	2%	53
TGH URGENT CARE – SEMINOLE			53	100%	53
CENTRA CARE - CONWAY		20	33	62%	53
PRIMARY CARE SOUTH INC			53	100%	53
BENTON HOUSE AT OAKLEAF		51	2	4%	53
WINDSOR OAKS		52	1	2%	53
GULF COAST MEDICAL CENTER		51	2	4%	53
MEDICAL CENTER OF DELTONA, INC		39	14	26%	53
VETERANS AFFAIRS MEDICAL CENTER - GULF COAST		27	25	48%	52
GENPATH			52	100%	52
CLEVELAND CLINIC FOUNDATION		11	41	79%	52
PARKSIDE INN		52			52
J FRANK AVEY MD		41	11	21%	52
MD 365 MEDICAL CARE PLLC		52			52
URGENT CARE TCMA			52	100%	52
ADVENT HEALTH		49	3	6%	52
UNIVERSITY OF NORTH FLORIDA STUDENT HEALTH		48	3	6%	51
Q ANSWER LAB	1	23	27	53%	51
Solaris Senior Living North Naples ALF		46	5	10%	51
GULFVIEW MEDICAL INSTITUTE		51			51
WASHINGTON REHABILITATION AND NURSING CENTER		51			51
SUNY UPSTATE MEDICAL UNIVERSITY		47	4	8%	51
NXGEN MDX		19	32	63%	51
TREASURE COAST MEDICAL ASSOCIATES INC		39	12	24%	51
EAGLES WATCH CLUSTER		42	9	18%	51
ROSECASTLE OF CITRUS		50			50
GATEWAY CARE CENTER		50			50
VIPEDIATRICS PLLC		47	3	6%	50
HEALTH PARK CARE CENTER		50			50
PALMS FACILITY INC		49	1	2%	50
GV NAPLES OPCO, LLC		50			50
WILSON MEMORIAL REGIONAL MEDICAL CENTER		48	2	4%	50
ESTERO ISLAND MEDICAL CENTER		39	11	22%	50
SOLARIS SENIOR LIVING NORTH NAPLES		48	1	2%	49
KINDRED HOSPITAL	2	46	1	2%	49
USF		1	48	98%	49

# COVID-19: testing by laboratory

Data through Dec 11, 2020 verified as of Dec 12, 2020 at 09:25 AM

Data in this report are provisional and subject to change.

The numbers in the table below represent the number of Florida and non-Florida residents for whom test results were received by the Department of Health. A person can be tested by more than one laboratory and can have both positive and negative results. **Therefore, the sum of the numbers in each column will be larger than the total number of people tested.**

Reporting lab	Inconclusive	Negative	Positive	Percent positive	Total
ADVENT HEALTH - PALM COAST			49	100%	49
ARCPPOINT LABS OF SARASOTA MANATEE		1	48	98%	49
PHYSICIANS PRIMARY CARE OF SOUTHWEST FLORIDA		39	10	20%	49
NITE LITE PEDIATRICS - PORT ST. LUCIE		42	7	14%	49
LATE HOURS URGENT CARE		32	17	35%	49
SOMERBY LAKE NONA		48	1	2%	49
PHYSICIANS REGIONAL MEDICAL CENTER - PINE RIDGE		18	31	63%	49
The Grove Health and Rehabilitation		34	15	31%	49
IQBAL A FARUQUI MD		41	8	16%	49
JUPITER MEDICAL CENTER URGENT CARE			49	100%	49
CORAL GABLES NURSING & REHABILITATION CENTER		42	7	14%	49
HUNTINGTON HOSPITAL LABORATORY		47	2	4%	49
NO FLORIDA PEDIATRICS, PA - BRADFORD		39	9	19%	48
SNH BRFL TENANT LLC		48			48
CANOPY ON BERRYHILL, THE		41	7	15%	48
BIOIQ			48	100%	48
CLEARWATER STATMED QUICK QUALITY CLINICS		28	20	42%	48
FOUNTAIN INN NURSING & REHABILITATION CTR, INC		45	3	6%	48
NAPLES PEDIATRICS INC		43	5	10%	48
Sunnyside Nursing Home		46	2	4%	48
SOFT CELL LABORATORIES		45	3	6%	48
AFC PHYSICIANS OF FLORIDA		37	11	23%	48
ADVENTHEALTH MEDICAL GROUP FAMILY MEDICINE AT		40	8	17%	48
WORKPLACE SCREENING INTELLIGENCE			48	100%	48
ALTERNATIVE LIVING, INC DBA TWIN CITIES PAVILION		48			48
ADVENT HEALTH CENTRA CARE - EAST ORLANDO		21	27	56%	48
WRIGHTS HEALTH CARE AND REHABILITATION CENTER		48			48
SONATA BOCA RATON		47	1	2%	48
BAY CENTER HURRICANE SHELTER		48			48
CRAIG BERGER MD PL D/B/A BAY AREA EYE INSTITUTE		48			48
GENEDX		36	12	25%	48
INTERLAB		1	46	98%	47
ALLEGRO		47			47
LITTLE PINE PEDIATRICS PLLC		45	2	4%	47
ALLIANCE PEDIATRICS		24	23	49%	47
PEDIATRIC CARE CENTER- JACKSONVILLE BEACH		19	28	60%	47
TRINITY AL SENIOR HOUSING LLC		44	3	6%	47
COASTAL PHYSICIANS, LLC		34	13	28%	47
BELVEDERE COMMONS OF FORT WALTON BEACH		45	2	4%	47
BROOKDALE FORT MYERS THE COLONY		47			47
ST MARK VILLAGE		43	3	7%	46
HARTFORD HEALTH SERVICES LLC		46			46
LENOX HILL HOSPITAL		42	4	9%	46
FHMG LAKE MARY PEDS		40	6	13%	46
FAMILY EXTENDED CARE OF CENTRAL TAMPA		46			46
PREMIER PLACE HEALTHCARE AT THE GLENVIEW		46			46
H LEE MOFFITT CANCER CENTER MICRO		46			46

# COVID-19: testing by laboratory

Data through Dec 11, 2020 verified as of Dec 12, 2020 at 09:25 AM

Data in this report are provisional and subject to change.

The numbers in the table below represent the number of Florida and non-Florida residents for whom test results were received by the Department of Health. A person can be tested by more than one laboratory and can have both positive and negative results. **Therefore, the sum of the numbers in each column will be larger than the total number of people tested.**

Reporting lab	Inconclusive	Negative	Positive	Percent positive	Total
EAST MANATEE FAMILY	1	1	44	96%	46
AMERICAN HOUSE-BONITA SPRINGS☐		46			46
MICRO PATH LABORATORIES INC		44	2	4%	46
DAYSPRING SENIOR LIVING LLC		46			46
ALEXANDER NININGER STATE VETERANS		46			46
ST FRANCIS HOSPITAL		40	6	13%	46
INDIGO MANOR☐		16	29	64%	45
PALM BEACH PEDIATRICS PA	1	36	8	18%	45
MED COMP SCIENCES			45	100%	45
PALM BAY HOSPITAL CLINICAL LABORATORY		28	17	38%	45
CHILDREN'S HOSPITAL OF ALABAMA		44	1	2%	45
SOUTHPORT SQUARE HARBOUR HEALTH		45			45
UNIVERSITY OF CENTRAL FLORIDA HEALTH SERVICES		45			45
NORTH SHORE UNIVERSITY HOSPITAL LABORATORY		42	3	7%	45
PROMPT CARE OF CENTRAL FLORIDA			45	100%	45
SANDY RIDGE CENTER FOR REHABILITATION AND HEALING		42	3	7%	45
PROJECT HEALTH INC		35	9	20%	44
ADVENT HEALTH CENTRA CARE - SAND LAKE		17	27	61%	44
ALLIANCE OF PHYSICIANS AGAINST COVID-19			44	100%	44
VISITING PHYSICIANS ASSOCIATION		40	4	9%	44
REDI MED LLC			44	100%	44
MOOSEHAVEN LIFE CARE CENTER		44			44
CENTURY CENTER FOR REHABILITATION & HEALING		32	12	27%	44
BROAD INSTITUTE CLINICAL SEQUENCING RESEARCH PLATFORM	1	39	4	9%	44
CITRUS MEMORIAL HOSPITAL			44	100%	44
BIG BOCA SMILES LLC☐		43	1	2%	44
PALMS EDGE		42	2	5%	44
BAY EDUCATORS WELLNESS CENTER		27	17	39%	44
KENDALL REGIONAL MEDICAL CENTER LAB	3		41	93%	44
PEDIATRICS OF CENTRAL FLORIDA – SAINT CLOUD	2	40	2	5%	44
STUART URGENT CARE			43	100%	43
HEALTH FIRST - CAPE CANAVERAL HOSPITAL		1	42	98%	43
BRANCH MEDICAL CLINIC			43	100%	43
Crystal Health & Rehab Center		43			43
NCH DOWNTOWN NAPLES HOSPITAL		1	42	98%	43
ORLANDO HEALTH CENTER FOR REHABILITATION		43			43
PONTE VEDRA GARDENS		42	1	2%	43
TGH URGENT CARE – TYRONE		1	42	98%	43
HOLISTIX TREATMENT CENTERS		39	4	9%	43
HARBORCHASE OF VERO BEACH		40	3	7%	43
ADVENT HEALTH - LAKE MARY		35	8	19%	43
Centre Pointe Health and Rehabilitation Center		42			42
TROY REGIONAL MEDICAL CENTER		34	8	19%	42
QUOTIENT SCIENCES			42	100%	42
ORLANDO HEALTH AND REHAB CENTER		7	35	83%	42
SUMMER VISTA ASSISTED LIVING		37	5	12%	42
ADVENT HEALTH CENTRA CARE - HUNTERS CREEK		7	35	83%	42

# COVID-19: testing by laboratory

Data through Dec 11, 2020 verified as of Dec 12, 2020 at 09:25 AM

Data in this report are provisional and subject to change.

The numbers in the table below represent the number of Florida and non-Florida residents for whom test results were received by the Department of Health. A person can be tested by more than one laboratory and can have both positive and negative results. **Therefore, the sum of the numbers in each column will be larger than the total number of people tested.**

Reporting lab	Inconclusive	Negative	Positive	Percent positive	Total
FARAH MEDICAL		42			42
Atlantic Shore Nursing and Rehab		42			42
ADVENT HEALTH - MOUNT DORA		6	35	85%	41
SUMMIT AT VENICE	2	39			41
PREDICTIVE LABORATORIES, INC		39	2	5%	41
BAPTIST MEDICAL CENTER SOUTH		30	11	27%	41
FLORIDA HOSPITAL NEW SMYRNA		4	37	90%	41
PEDIATRICS OF CENTRAL FLORIDA KISSI		33	8	20%	41
ALTAMONTE PEDIATRIC ASSOCIATES		30	11	27%	41
DB MD		37	4	10%	41
RITECARE MED CTR H			41	100%	41
ARDEN COURTS OF TAMPA		41			41
LECONTE MEDICAL CENTER LAB		32	9	22%	41
KINDRED HOSPITAL THE PALM BEACHES		39	2	5%	41
GRACE PEDIATRICS		31	10	24%	41
SOUTHEAST ALABAMA MEDICAL CENTER			41	100%	41
PRIDE DIAGNOSTICS		24	16	40%	40
FLORIDA HEALTH CARE		5	35	88%	40
WINTER GARDEN REHAB AND NURSING CENTER		40			40
PRECISION HEALTH SOLUTIONS LAB		9	31	78%	40
MANOR CARE OF BOYNTON BEACH LLC		40			40
SUNNY HILLS ALF OF SEBRING INC		37	3	8%	40
ELMCROFT OF BELLA VITA		33	7	18%	40
SANDY PINES		38	2	5%	40
VILLAGE PEDIATRICS LLC		33	7	18%	40
WELL HEALTH WORKS		39	1	3%	40
REGENTS PARK OF BOCA RATON		38	2	5%	40
BioReference Laboratories, Inc		6	34	85%	40
CLINICAL RESEARCH SEQUENCING PLATFORM		8	31	79%	39
BAY COUNTY JAIL ANNEX		34	5	13%	39
DOCTORS MEMORIAL FAMILY PRACTICE	2	32	5	13%	39
GUEST HOUSE OCALA, THE		39			39
STEINHATCHEE FAMILY MEDICAL CENTER		35	4	10%	39
Life Care Center of Sarasota		30	9	23%	39
POPLAR HEALTHCARE PLLC	1	11	27	69%	39
INN AT THE FOUNTAINS, THE		34	5	13%	39
FAMILY EXTENDED CARE OF WINTER HAVEN		38	1	3%	39
NEXT MOLECULAR ANALYTICS		9	30	77%	39
DAVID POSNACK JEWISH DAY SCHOOL		38			38
CAPITAL REGIONAL MEDICAL CENTER		2	36	95%	38
UNIVERSITY OF ALABAMA		35	3	8%	38
ADVENT HEALTH - ALTAMONTE SPRINGS		33	5	13%	38
FIRST CHOICE URGENT CARE		10	28	74%	38
ROCKLEDGE REGIONAL MEDICAL CENTER		30	8	21%	38
A COUNTRY PLACE ASSISTED LIVING FACILITY		38			38
BRONX LEBANON HOSPITAL-MEDICAL CENTER		36	2	5%	38
CERTUS MTD OPCP LLC		38			38



# COVID-19: testing by laboratory

Data through Dec 11, 2020 verified as of Dec 12, 2020 at 09:25 AM

Data in this report are provisional and subject to change.

The numbers in the table below represent the number of Florida and non-Florida residents for whom test results were received by the Department of Health. A person can be tested by more than one laboratory and can have both positive and negative results. **Therefore, the sum of the numbers in each column will be larger than the total number of people tested.**

Reporting lab	Inconclusive	Negative	Positive	Percent positive	Total
HOMEWOOD RESIDENCE AT FREEDOM PLAZA		37	1	3%	38
Cross Landings Health and Rehabilitation		38			38
RAINBOW PEDIATRICS PC LLC / BREAKFAST POINT		38			38
FLORIDA MEDICAL CLINIC PA		35	3	8%	38
NEW YORK PRESBYTERIAN - QUEENS DIAGNOSTIC		37	1	3%	38
CABANA AT JENSEN DUNES, THE		38			38
BOULEVARD REHABILITATION CENTER		24	13	35%	37
BOND CLINIC, PA		25	12	32%	37
PONCE THERAPY CARE CENTER		34	3	8%	37
CALHOUN LIBERTY HOSPITAL		18	19	51%	37
Peninsula Care and Rehab		35	2	5%	37
PALM RIVER COMMUNITY HEALTH CENTER		32	5	14%	37
FHMG_CTR FOR SENIOR HEALTH		32	5	14%	37
PATHOGENIUS LABORATORIES		30	7	19%	37
REDI-MED WALK-IN FAMILY CARE			37	100%	37
CLARE BRIDGE OF SARASOTA		36	1	3%	37
HEARTLAND PEDIATRICS OF LAKE PLACID PA		28	9	24%	37
ONE MILO		37			37
SEMINOLE SPORTS AND FAMILY MEDICINE		36	1	3%	37
BVL/LITTLE ANGEL PEDIATRICS		36			36
MACADAMS HOME HEALTH AGENCY		36			36
BENTON HOUSE OF ST. JOHNS		36			36
HCSO OCCUPATIONAL HEALTH AND WELLNESS CENTER		24	12	33%	36
US MEDICAL CARE, INC		32	4	11%	36
ROCHESTER GENERAL HOSPITAL LABORATORY		35	1	3%	36
BOND CLINIC PA		7	29	81%	36
LOURDES HOSPITAL INC		34	2	6%	36
CHARLES CROFT MD	1	35			36
Darcy Hall Of Life Care		36			36
CENTRAL FLORIDA HEALTHCARE GROUP LLC		28	7	20%	35
PALMETTO FAMILY HEALTHCARE		8	27	77%	35
TAVARES PEDIATRICS		33	2	6%	35
ADVENT HEALTH - LAKE WALES		27	8	23%	35
LAKELAND REGIONAL HEALTH LAKE MIRIAM		3	32	91%	35
P23 LABS		35			35
HARBORCHASE OF NAPLES		33	2	6%	35
IRL		4	31	89%	35
DOH-WEST PALM BEACH BRANCH LABORATORY		2	33	94%	35
SARATOGA HOSPITAL LABORATORY		33	2	6%	35
Guardian Care Nursing and Rehabilitation Center		35			35
ADVENT HEALTH - FISH MEMORIAL		2	33	94%	35
THE COLLIER AT NAPLES		34	1	3%	35
EXPERTUS LABORATORIES INC		13	22	63%	35
CENTRA CARE - APOPKA			35	100%	35
RIVER TOWN DIAGNOSTIC LLC		13	22	63%	35
BAYSHORE PATHOLOGY		34	1	3%	35
CATHOLIC HEALTH SERVICES REGIONAL LAB		31	4	11%	35

# COVID-19: testing by laboratory

Data through Dec 11, 2020 verified as of Dec 12, 2020 at 09:25 AM

Data in this report are provisional and subject to change.

The numbers in the table below represent the number of Florida and non-Florida residents for whom test results were received by the Department of Health. A person can be tested by more than one laboratory and can have both positive and negative results. **Therefore, the sum of the numbers in each column will be larger than the total number of people tested.**

Reporting lab	Inconclusive	Negative	Positive	Percent positive	Total
MINUTECLINIC LLC #3291		29	5	15%	34
FAWCETT MEMORIAL HOSPITAL LABORATORY			34	100%	34
BIO-TECH CLINICAL LABORATORIES		1	33	97%	34
VIERA HOSPITAL, INC		22	12	35%	34
BROWARD HEALTH MEDICAL CENTER CLINICAL LAB			34	100%	34
ZON BEACHSIDE LLC☐		28	6	18%	34
CYPRESS COVE		33	1	3%	34
CARENOW LAKE MARY			34	100%	34
KR at Hillsborough Lakes/Lutz Healthcare		34			34
CAPE REGIONAL MEDICAL CENTER		34			34
PIONEER CLINICAL LAB LLC		24	10	29%	34
SUMMIT MEDICAL GROUP		30	4	12%	34
NAPLES CHILDREN'S URGENT CARE		28	6	18%	34
FINNISH AMERICAN REST HOME-ALF		32	2	6%	34
PALM BAY PEDIATRICS		23	11	32%	34
CENTRA CARE – LAKE NONA		3	31	91%	34
HOLLEY NAVARRE MEDICAL CLINIC		18	15	45%	33
URGENT CARE & WELLNESS CENTER		8	25	76%	33
COOPER FAMILY MEDICAL PLLC		25	8	24%	33
ST. MARYS MEDICAL CENTER		1	32	97%	33
PRIME HEALTH OF NORTH PORT LLC		30	3	9%	33
CHIPOLA MEDICAL ASSOCIATES, LLC		20	13	39%	33
QHC UPSTATE MEDICAL PC		28	5	15%	33
AYERS NURSING AND REHABILITATION CENTER		33			33
SAMANTHA WILSON CARE CENTER		33			33
KAPG ST AUGUSTINE SENIOR HOUSING OPCO LLC		33			33
BOND CLINIC		3	30	91%	33
VIERA MANOR ASSISTED LIVING RESIDENCE		32	1	3%	33
HR SARASOTA OPERATOR LLC		23	10	30%	33
PINNACLES PEDS CARE PA		33			33
PEDIATRICS IN BREVARD PA- ROCKLEDGE		27	6	18%	33
PATRICK AIR FORCE BASE		3	30	91%	33
Kensington Gardens		33			33
ACCURATE DIAGNOSTIC LAB		32	1	3%	33
CHERRY OAK PALM BEACH COUNTY		33			33
AHSE ROP		32	1	3%	33
FAMILY EXTENDED CARE OF SEBRING INC		31	2	6%	33
SANFORD MOBILE LAB PGA TOUR		32	1	3%	33
MID FLORIDA PATHOLOGY LLC MOBILE UNIT #4		18	15	45%	33
AMERICAN HOUSE COCONUT POINT		30	2	6%	32
CORAL GABLES HOSPITAL			32	100%	32
BIOFIRE		7	25	78%	32
HOLZER HEALTH CENTER			32	100%	32
WESTMINSTER ST AUGUSTINE		32			32
ADVENTIST HEALTH SYSTEM FLORIDA		25	7	22%	32
SH HERON EAST LLC☐		32			32
PRMG - EAST NAPLES		23	9	28%	32

# COVID-19: testing by laboratory

Data through Dec 11, 2020 verified as of Dec 12, 2020 at 09:25 AM

Data in this report are provisional and subject to change.

The numbers in the table below represent the number of Florida and non-Florida residents for whom test results were received by the Department of Health. A person can be tested by more than one laboratory and can have both positive and negative results. **Therefore, the sum of the numbers in each column will be larger than the total number of people tested.**

Reporting lab	Inconclusive	Negative	Positive	Percent positive	Total
CEDAR CREEK AT KINGS BAY INC		32			32
RASHDA ALBIBI M.D. P.A.		30	2	6%	32
ST AUGUSTINE PEDIATRIC ASSOC		30	2	6%	32
SOUTH CAMPUS FACILITY INC		30	2	6%	32
MISSION OAKS ASSISTED LIVING□		31	1	3%	32
URINEGOODHANDS LLC		30	2	6%	32
COOPER FAMILY MEDICAL, PLLC		27	5	16%	32
CLINICA HISPANA			32	100%	32
PANAMA PHARMACY	2	27	3	9%	32
TGH URGENT CARE POWERED BY FAST TRACK			31	100%	31
GRAND OAKS OF JENSEN BEACH LLC□		31			31
JAMES A HALEY VETERANS HOSPITAL			31	100%	31
VETERANS HOME			31	100%	31
DOH		17	14	45%	31
PHYSICIAN ASSOCIATES LLC		26	5	16%	31
FLORIDA HOSPITAL		21	10	32%	31
NIGHT LITE PEDIATRICS URGENT CARE CENTER			31	100%	31
CLERMONT HEALTH AND REHABILITATION CENTER		31			31
ARBOR OAKS AT TYRONE	1	30			31
IPSUM DIAGNOSTICS		3	28	90%	31
COLLIER HMA PHYSICIAN MANAGEMENT LLC		26	5	16%	31
MOLECULAR DIAGNOSTICS		1	30	97%	31
JERICOHO URGENT CARE		29	2	6%	31
BAYFRONT MEDICAL		23	8	26%	31
ESCAMBIA COUNTY JAIL		18	13	42%	31
CRANE CENTER		22	9	29%	31
PENNSYLVANIA DEPT OF HEALTH		20	11	35%	31
Manatee Springs Rehabilitation and Nursing Center		31			31
DISCOVERY COMMONS AT BRADENTON		31			31
BOND CLINIC, PA		9	22	71%	31
HERITAGE WATERSIDE		27	3	10%	30
Palms at Ponte Vedra Assisted Livning and Memory Care		29	1	3%	30
OPPENHEIMER PLASTIC SURGERY LLC		28	2	7%	30
QUICK CARE MED LLC		26	4	13%	30
REDI-MED WALK IN FAMILY CLINIC			30	100%	30
LabCorp L#09258130 M#09258125		12	18	60%	30
BOND CLINIC PA PEDIATRICS DEPT		27	3	10%	30
PEDIATRIC SPECIALISTS MEDICAL GROUP□	1	28	1	3%	30
AMEERAH LABS			30	100%	30
MEDLOGIC LABORATORIES		3	27	90%	30
PHOSPHORUS DIAGNOSTICS		27	3	10%	30
MEDEX MEDICAL EXPRESS OF PALATKA LLC			30	100%	30
MINUTECLINIC DIAGNOSTIC OF RHODE ISLAND, LLC #1544		29	1	3%	30
ECOLAB GROUP		6	24	80%	30
REGENCY PARK ASSISTED LIVING FACILITY		29	1	3%	30
PECONIC BAY MEDICAL CENTER LABORATORY		24	6	20%	30
SONNIS PEDIATRICS PA		30			30

# COVID-19: testing by laboratory

Data through Dec 11, 2020 verified as of Dec 12, 2020 at 09:25 AM

Data in this report are provisional and subject to change.

The numbers in the table below represent the number of Florida and non-Florida residents for whom test results were received by the Department of Health. A person can be tested by more than one laboratory and can have both positive and negative results. **Therefore, the sum of the numbers in each column will be larger than the total number of people tested.**

Reporting lab	Inconclusive	Negative	Positive	Percent positive	Total
BELVEDERE COMMONS OF SUN CITY CENTER		29			29
FORT MYERS REHABILITATION AND NURSING CENTER		28	1	3%	29
ADVANCED MEDICAL GROUP		1	28	97%	29
life Care Center of Melbourne		15	14	48%	29
NEMOURS CHILDREN'S CLINIC		22	7	24%	29
P4CLINICAL	3	2	24	83%	29
NORTH FLORIDA INTERNAL MEDICINE PA		25	4	14%	29
WUESTHOFF MEMORIAL HOSPITAL			29	100%	29
JACKSONVILLE UNIVERSITY		27	2	7%	29
PERSONAL PEDIATRICS		26	3	10%	29
TRADITIONAL HOME HEALTH OF PALM BEACH INC		29			29
NORTHWELL HEALTH PLAINVIEW HOSPITAL LABORATORY		24	5	17%	29
UNIV OF ROCHESTER-STRONG MEMORIAL HOSP		28	1	3%	29
MEDIPATH LLC			29	100%	29
SOMERBY OF SANTA ROSA BEACH		27	2	7%	29
COMPREHENSIVE CHILDCARE		23	6	21%	29
ISLAND DOCTORS			29	100%	29
RIVERSIDE RECOVERY OF TAMPA		28	1	3%	29
WESTWOOD NURSING AND REHABILITATION		28	1	3%	29
NEOGENOMICS LABORATORIES INC		29			29
MARQUIS LABS, LLC		28			28
STEWART SEBASTIAN RIVER MEDICAL CENTER		23	5	18%	28
MEDICAL CONSULTANTS OF FLORIDA LLC		27	1	4%	28
FLORIDA HEALTH CARE DELAND			28	100%	28
CARENOW URGENT CARE - LAKE MARY			28	100%	28
MEDIQUICK URGENT CARE CENTERS INC			28	100%	28
ELLENTON PEDIATRICS PA		25	3	11%	28
PALM GARDEN OF JACKSONVILLE		27	1	4%	28
AFTER HOURS PEDIATRICS INC		1	27	96%	28
WEST ISLIP URGENT CARE		28			28
TRADITIONAL HOME CARE INC		28			28
LONGLEAF DIAGNOSTIC LABORATORIES		3	25	89%	28
PINELLAS COUNTY JAIL			28	100%	28
ACTIVE SENIOR LIVING		26	2	7%	28
MEDICATION ROOMS-CSU/CI NURSE STATION	1	22	5	18%	28
BALMORAL TENANT SERVICES INC		28			28
GRAND ST PAUL CVS		28			28
EDEN AT CRESTVIEW		12	15	56%	27
NEW SMYRNA BEACH URGENT CARE			27	100%	27
HOLISTIC PEDIATRICS GROUP LLC		25	2	7%	27
ARIZONA DEPARTMENT OF HEALTH SERVICES			27	100%	27
UCLA HEALTHCARE CLINICAL LABS		23	4	15%	27
BIOREFERENCE LABORATORIES		2	25	93%	27
Cross Terrace REhabilitation		26	1	4%	27
SUNCOAST LABS			27	100%	27
AMERICAN FAMILY MEDICAL LLC		16	11	41%	27
PENSACOLA PEDIATRICS, PA		23	4	15%	27

# COVID-19: testing by laboratory

Data through Dec 11, 2020 verified as of Dec 12, 2020 at 09:25 AM

Data in this report are provisional and subject to change.

The numbers in the table below represent the number of Florida and non-Florida residents for whom test results were received by the Department of Health. A person can be tested by more than one laboratory and can have both positive and negative results. **Therefore, the sum of the numbers in each column will be larger than the total number of people tested.**

Reporting lab	Inconclusive	Negative	Positive	Percent positive	Total
CARITHERS PEDIATRIC GROUP		18	9	33%	27
MAINSTREET FAMILY URGENT CARE		1	26	96%	27
CDC		17	10	37%	27
JACKSON HEALTH SYSTEM		1	26	96%	27
METRO KNOXVILLE HMA		22	5	19%	27
OAKTREE HEALTHCARE			27	100%	27
EXPRESS CARE OF BELLEVIEW		27			27
AZALEA TRACE PHYSICIAN SERVICES		27			27
ADVENTHEALTH EXPRESSCARE		23	4	15%	27
EC OPCO CARROLLWOOD LLC		21	6	22%	27
PORT ST LUCIE HOSPITAL		23	3	12%	26
MONCRIEF ARMY HEALTH CLINIC			26	100%	26
TITUSVILLE FAMILY PRACTICE		12	14	54%	26
APOLLOMDX LABS		9	17	65%	26
SANTA BARBARA CARE CENTER		16	10	38%	26
NORTH FLORIDA SPINE AND WELLNESS		22	4	15%	26
EVERLYWELL		14	12	46%	26
LOOP PEDIATRICS		22	4	15%	26
THE MINIER URGENT CARE		20	6	23%	26
CARDIOLOGY AND MEDICINE ASSOCIATES		22	4	15%	26
HEALTH FIRST - VIERA HOSPITAL		1	25	96%	26
IMA MEDICAL GROUP POINCIANA		12	14	54%	26
MARTIN ACQUISITION 1 LLC DBA		26			26
DOS OF NORTH SHORES NURSING & REHAB CENTER		26			26
FERN PARK DEVELOPMENTAL CENTER			26	100%	26
FAST TRACK URGENT CARE CENTER - SEMINOLE			26	100%	26
RENAISSANCE AT THE TERRACES		25			25
ROHR HOME		22	3	12%	25
BEACHES PEDIATRICS PA		24	1	4%	25
UNIPATH		18	7	28%	25
RESTORE HEALTH URGENT CARE		3	22	88%	25
ADVENT HEALTH CENTRA CARE - LAKE BUTLER BOULEVARD			25	100%	25
ADVENT HEALTH PARTIN SETTLEMENT HEALTH PARK		17	8	32%	25
MED ONE AT SAINT AUGUSTINE		20	5	20%	25
MANOR CARE OF PALM HARBOR		25			25
BAY COUNTY SHERIFFS OFFICE JAIL FACILITY		21	4	16%	25
CONNECTICUT DEPARTMENT OF HEALTH		22	3	12%	25
SANITAS		4	21	84%	25
UNION MEDICAL CARE		25			25
ST. CLOUD HOSPITAL		20	5	20%	25
BUECHELE DENTAL PA DBA CLERMONT FAMILY DENTISTRY		21	4	16%	25
FAMILY CARE PARTNERS		15	10	40%	25
WAVE CREST HEALTH AND REHABILITATION CENTER		25			25
CDR MAGUIRE - MIAMI BEACH CC MISSION 17388		2	23	92%	25
WOMENS CARE FLORIDA LABORATORY		25			25
AU HEALTH		20	5	20%	25
TAYLORVILLE FAMILY MEDICINE		19	6	24%	25



# COVID-19: testing by laboratory

Data through Dec 11, 2020 verified as of Dec 12, 2020 at 09:25 AM

Data in this report are provisional and subject to change.

The numbers in the table below represent the number of Florida and non-Florida residents for whom test results were received by the Department of Health. A person can be tested by more than one laboratory and can have both positive and negative results. **Therefore, the sum of the numbers in each column will be larger than the total number of people tested.**

Reporting lab	Inconclusive	Negative	Positive	Percent positive	Total
SUNTREE INTERNAL MEDICINE		25			25
WILLOWBROOKE COURT AT ST ANDREWS ESTATES		21	4	16%	25
LINCOLN DIAGNOSTIC LAB		24	1	4%	25
ARCPPOINT LABS OF FORT LAUDERDALE		25			25
MALCOM RANDALL DEPT OF VAMC			25	100%	25
NIGHT LITE PEDIATRICS CENTER LLC		8	17	68%	25
PENSACOLA DEVELOPMENTAL CENTER		9	16	64%	25
BROOKDALE PALMER RANCH	1	22	2	8%	25
WESTMINSTER WOODS ON JULINGTON CREEK		22	2	8%	24
CDR MAGUIRE INC	1	2	21	88%	24
LABORATORY DYNAMICS		20	4	17%	24
HERITAGE OAKS ASSISTED LIVING & MEMORY CARE		20	4	17%	24
EC OPCO PENSACOLA, LLC		24			24
LITTLE NECK URGENT CARE		23	1	4%	24
HEALTH CENTRAL PARK		24			24
University Hills health and Rehabilitation		15	9	38%	24
Heartland Health Care Center North Sarasota		17	7	29%	24
COURTYARDS OF ORLANDO		24			24
STATEN ISLAND UNIVERSITY HOSPITAL-POUCH		24			24
SEVEN HILLS HEALTH AND REHABILITATION CENTER		24			24
FHMG- FLORIDA HOSPITAL MEDICAL GROUP		17	7	29%	24
PALM HARBOR FAMILY PRACTICE & WALK-IN		14	10	42%	24
TRUGENX		1	23	96%	24
MY CLINICAL LAB INC		4	20	83%	24
LAKE HOWELL FAMILY MEDICINE ASSOCIATES		18	6	25%	24
MEDCOMP SCIENCES			24	100%	24
WELLNOW URGENT CARE		23	1	4%	24
AVENTIS BIO-SERVICES CTL		24			24
MADWAR		19	5	21%	24
BROOKDALE JENSEN BEACH		24			24
ADVENT HEALTH EXPRESS CARE		3	21	88%	24
MEDRITE URGENT CARE		16	8	33%	24
THE CHAPPEL GROUP RESEARCH		24			24
CENTRA CARE – SAND LAKE		1	23	96%	24
LAKEVIEW INTERNAL MEDICINE		7	17	71%	24
MINUTE CLINIC INCORPORATE		19	5	21%	24
PARK WEST MEDICAL CENTER		22	1	4%	23
HENNEPIN COUNTY MEDICAL CENTER (HCMC)		12	11	48%	23
STEWART MEDICAL GROUP, INC		17	6	26%	23
MINUTE CLINIC LLC #2216		22	1	4%	23
UF HEALTH NORTH JACKSONVILLE			23	100%	23
PENSACOLA PEDIATRICS - PACE		16	7	30%	23
SOUTHERN LABORATORY		6	17	74%	23
UNIVERSITY HILLS HEALTH AND REHABILITATION CENTER		18	5	22%	23
NORTH FLORIDA PEDIATRICS		22	1	4%	23
MOOSEHAVEN HEALTH CENTER		12	11	48%	23
UNION MEDICAL CARE PLLC		23			23

# COVID-19: testing by laboratory

Data through Dec 11, 2020 verified as of Dec 12, 2020 at 09:25 AM

Data in this report are provisional and subject to change.

The numbers in the table below represent the number of Florida and non-Florida residents for whom test results were received by the Department of Health. A person can be tested by more than one laboratory and can have both positive and negative results. **Therefore, the sum of the numbers in each column will be larger than the total number of people tested.**

Reporting lab	Inconclusive	Negative	Positive	Percent positive	Total
EGL GENETIC DIAGNOSTICS		1	22	96%	23
CHAMBREL AT ISLAND LAKE		23			23
ISLAND COAST PEDIATRICS PA		22	1	4%	23
Mt Sinai Aventura			23	100%	23
SENIOR HEALTH OF WINTER PARK DUNDEE		23			23
THE TERRACE OF JACKSONVILLE		3	20	87%	23
LCS SANDHILL COVE LLC DBA		22	1	4%	23
WEST VOLUSIA FAMILY AND SPORTS MEDICINE		23			23
CITYMD OF MANAHAWKIN		22	1	4%	23
PRACTICE MANAGEMENT OF AMERICA, INC.		2	21	91%	23
CENTRA CARE - DR. PHILLIPS		1	22	96%	23
VILLAGE ON THE ISLE		21	2	9%	23
LONG ISLAND JEWISH MED CTR		22	1	4%	23
ADVANCED MEDICAL OF NAPLES LLC			23	100%	23
MADISON COUNTY MEMORIAL HOSP		12	10	45%	22
FLORIDA PEDIATRICS		6	16	73%	22
KINDRED AT HOME		17	5	23%	22
CARE ONE OF FLORIDA LLC		12	10	45%	22
DIACARTA INC.		22			22
FHMG-FLORIDA HOSPITAL MEDICAL GROUP		19	3	14%	22
WUESTHOFF MEDICAL CENTER-MELBOURNE			22	100%	22
MOBILE DIVISION LABORATORY		7	15	68%	22
PULMONARY SPECIALISTS OF THE PALM BEACHES		15	7	32%	22
KEY PRIMARY CARE			22	100%	22
OSPREY LODGE		22			22
PLAINVIEW URGENT CARE		21	1	5%	22
TARPON BAYOU CENTER			22	100%	22
TEN HEALTHCARE		6	16	73%	22
BAPTIST HEALTH SOUTH FLORIDA - WEST BOCA URGENT CARE			22	100%	22
AFTER HOURS PEDIATRICS			22	100%	22
ADVENT HEALTH CENTRA CARE - APOPKA NORTH		10	12	55%	22
SUNQUEST		3	19	86%	22
LEVY COUNTY DEPARTMENT OF HEALTH		19	3	14%	22
MILLENNIUM PHYSICIAN GROUP LLC		18	4	18%	22
BROOKDALE UNIVERSITY HOSPITAL		21	1	5%	22
FIRST CHOICE PEDIATRICS LOOP		20	2	9%	22
PORT SAINT JOHN FAMILY PRACTICE		18	4	18%	22
STATE LAB		2	19	90%	21
BISHOP GRADY VILLAS		21			21
PATHGROUP			21	100%	21
CLINICAL PATHOLOGY LABORATORIES SOUTHEAST			21	100%	21
ADVENT HEALTH - LAKE MARY PEDIATRICS		14	7	33%	21
GRAMERCY PARK URGENT CARE		21			21
SEMINOLE TRIBE OF FLORIDA		16	5	24%	21
MINUTECLINIC DIAGNOSTIC OF RHODE ISLAND, LLC #212		21			21
RJ LEE GROUP	1	20			21
MAUREEN OROURKE-FUTEY			21	100%	21

# COVID-19: testing by laboratory

Data through Dec 11, 2020 verified as of Dec 12, 2020 at 09:25 AM

Data in this report are provisional and subject to change.

The numbers in the table below represent the number of Florida and non-Florida residents for whom test results were received by the Department of Health. A person can be tested by more than one laboratory and can have both positive and negative results. **Therefore, the sum of the numbers in each column will be larger than the total number of people tested.**

Reporting lab	Inconclusive	Negative	Positive	Percent positive	Total
ST JUDE CHILDRENS RESEARCH HOSPITAL		21			21
GASTROENTEROLOGY ASSOCIATES OF PENSACOLA PA		20	1	5%	21
PORT CHARLOTTE REHABILITATION CENTER		18	3	14%	21
MONTEFIORE NEW ROCHELLE HOSPITAL		20	1	5%	21
FRICKS PHARMACY		16	5	24%	21
ROSECASTLE AT DELANEY CREEK		21			21
LAKE MORTON PLAZA□		21			21
WARDE MEDICAL LABORATORY		15	6	29%	21
LAKELAND NURSING AND REHABILITATION CENTER			21	100%	21
IMA MEDICAL GROUP		14	7	33%	21
VASSAR BROTHERS MEDICAL CENTER LABORATORY		20	1	5%	21
NURSES HELPING HANDS INC ALF		21			21
BOCA BIOLISTIC REFERENCE LAB			21	100%	21
TGH MEDICAL GROUP LABORATORY CARROLLWOOD			20	100%	20
INTERNATIONAL MEDICAL LABORATORY		20			20
HEARTLAND HEALTHCARE AND REHAB CENTER			20	100%	20
POINT OF CARE CLINICS PRIMARY CARE		20			20
UPMC CHAUTAUQUA AT WCA LABORATORY		19	1	5%	20
HENDRY REGIONAL CORPORATE HEALTH			20	100%	20
NORTH CAROLINA DEPARTMENT OF HEALTH & HUMAN SERVICES			20	100%	20
BAY PEDIATRICS PA		18	2	10%	20
ROCKLEDGE FAMILY HEALTH			20	100%	20
ARBOR TERRACE SAN JOSE LLC		19	1	5%	20
HUNT CLUB PEDIATRIC ASSOCIATES LLC		19	1	5%	20
CARENOW - DOWNTOWN NORTH GULCH		20			20
JAMAICA HOSPITAL MEDICAL CENTER		19	1	5%	20
POARCH BANC CREEK INDIANS TRIBAL HEALTH DEPARTMENT			20	100%	20
MAINSTREAM DIAGNOSTIC LABORATORY LLC		16	4	20%	20
HEALTHY MINORS, LLC.		20			20
MEDICAL EXPRESS CORP		18	2	10%	20
FLORIDA HOSPITAL LABS		11	9	45%	20
VENICE REGIONAL MEDICAL CENTER BAYFRONT HEALTH		7	13	65%	20
LABORATORY ALLIANCE OF CENTRAL NEW YORK		19	1	5%	20
CL BRUMBACK PRIMARY CARE CLINIC LANTANA		2	18	90%	20
ROYAL PALM SENIOR RESIDENCE		20			20
BARKLEY PLACE		20			20
San Jose Health & Reabilitation		20			20
BARRY UNIVERSITY STUDENT HEALTH SERVICES		10	10	50%	20
PHYSICIANS STAT		1	19	95%	20
LAKE CITY VA MEDICAL CENTER			20	100%	20
LAFAYETTE NURSING AND REHABILITATION CENTER		20			20
FLORIDA MEDICAL CLINIC LLC		19	1	5%	20
WESTPAC LABS		1	19	95%	20
STEWARD ROCKLEDGE HOSPITAL			19	100%	19
WOLFF CTR FOR CHILD & ADOLESCENT HEALTH PLLC,THE		17	2	11%	19
LAB INTERMARKET FACILITY LAB		1	18	95%	19
TGH URGENT CARE - RIVERVIEW			19	100%	19

# COVID-19: testing by laboratory

Data through Dec 11, 2020 verified as of Dec 12, 2020 at 09:25 AM

Data in this report are provisional and subject to change.

The numbers in the table below represent the number of Florida and non-Florida residents for whom test results were received by the Department of Health. A person can be tested by more than one laboratory and can have both positive and negative results. **Therefore, the sum of the numbers in each column will be larger than the total number of people tested.**

Reporting lab	Inconclusive	Negative	Positive	Percent positive	Total
CENTRAL FLORIDA HEALTH CARE INC		2	17	89%	19
Golfview Healthcare Center		19			19
SUMMIT MEDICAL GROUP PA		19			19
GREENLEAF ALF		19			19
INTEGRATED REGIONAL LABORATORIES - LARGO			19	100%	19
CROSSWINDS HEALTH AND REHABILITATION CENTER		19			19
ARDEN COURTS OF WINTER SPRINGS		18	1	5%	19
MED HEALTH SERVICES		18	1	5%	19
MINUTECLINIC, LLC #08366		15	4	21%	19
STONE WASH CLINICAL LABORATORIES		2	17	89%	19
KINDRED HOSPITAL MELBOURNE		19			19
MADISON COUNTY MEMORIAL HOSPITAL LABORATORY		14	5	26%	19
PREMISE HEALTH MIA			19	100%	19
GOOD SAMARITAN HOSPITAL LABORATORY		16	3	16%	19
BETHUNE-COOKMAN UNIVERSITY		1	18	95%	19
ESOTERIX GENETIC LABORATORIES		16	3	16%	19
SEVEN RIVERS REGIONAL MEDICAL CENTER		5	14	74%	19
MAYO CLINIC JACKSONVILLE			19	100%	19
ISLAND URGENT CARE PLLC		19			19
REDITUS LABORATORIES			19	100%	19
THE COMMONWEALTH OF MASSACHUSETTS			19	100%	19
FELICIDAD MEDICAL CENTER			19	100%	19
BAYVIEW MEDICAL		19			19
UNIVERSITY HOSPITAL		16	3	16%	19
INTERCOASTAL MEDICAL GROUP			19	100%	19
AMERICAN ESOTERIC LABORATORIES		5	14	74%	19
SOUTHSIDE HOSPITAL NORTHWELL HEALTH LABORATORY		17	1	6%	18
CLERMONT ADVENTHEALTH CENTRA CARE			18	100%	18
GREEN GABLES ASSISTED LIVING FACILITY		18			18
MOORINGS PARK OAKSTONE AT GREY OAKS		17	1	6%	18
MIAMI VA HEALTHCARE SYSTEM			18	100%	18
WALK IN MEDICAL URGENT CARE		18			18
MADISON CORE LABORATORIES		17	1	6%	18
AMERICAN HOUSE SENIOR LIVING		18			18
NIGHT LITE PEDIATRIC CENTER		10	8	44%	18
RADIOLOGY ASSOCIATES OF VENICE AND ENGLEWOOD		17	1	6%	18
JEFFERSON K-12, A SOMERSET SCHOOL- CLINIC		16	2	11%	18
WHITE WILSON MEDICAL CENTER PA - NAVARRE			18	100%	18
MARATHON HEALTH FOR LIFE		16	2	11%	18
SARASOTA MEMORIAL NURSING & REHABILITATION CTR		18			18
STEWART MEDICAL GROUP INC			18	100%	18
SOUTHWEST ORLANDO FAMILY MEDICINE, PL		12	6	33%	18
BULLS HEAD URGENT CARE		18			18
ENGLEWOOD HOSPITAL AND MEDICAL CENTER		14	4	22%	18
VETERANS AFFAIRS MEDICAL CENTER - NEW YORK HARBOR		17	1	6%	18
ACCESS 365 URGENT CARE		7	11	61%	18
JA POC MANUAL SUBSECTION		18			18

# COVID-19: testing by laboratory

Data through Dec 11, 2020 verified as of Dec 12, 2020 at 09:25 AM

Data in this report are provisional and subject to change.

The numbers in the table below represent the number of Florida and non-Florida residents for whom test results were received by the Department of Health. A person can be tested by more than one laboratory and can have both positive and negative results. **Therefore, the sum of the numbers in each column will be larger than the total number of people tested.**

Reporting lab	Inconclusive	Negative	Positive	Percent positive	Total
NOVANT HEALTH		14	4	22%	18
WILLOW BROOKE COURT AT AZALEA TRACE		18			18
WATERCREST ST LUCIE WEST		17	1	6%	18
FLORIDA COMMUNITY HEALTH CENTER OF ST. LUCIE		1	17	94%	18
Wiregrass Rehabilitation Center and Nursing Home		18			18
SEA PINES REHABILITATION HOSPITAL		18			18
OAK MANOR NURSING HOME		17	1	6%	18
SUSANNA WESLEY HEALTH CENTER		17	1	6%	18
XPRESS WELLNESS URGENT CARE			18	100%	18
TUKA PEDIATRICS		1	17	94%	18
TOTAL RENAL LABORATORIES INC		13	5	28%	18
MORTON PLANT			18	100%	18
HARTFORD HOSPITAL ANCILLARY LAB		17	1	6%	18
FLORIDA DEPARTMENT OF HEALTH IN LIBERTY COUNTY		14	4	22%	18
TPCA CLINICAL LABORATORIES		15	3	17%	18
MAKO MEDICAL		14	4	22%	18
DEVELOPMENTAL DISABILITIES DEFENDANT PROGRAM		18			18
ST PETER'S BENDER LABORATORY		18			18
JACKSON NORTH MEDICAL CENTER		2	16	89%	18
MINUTE CLINIC, LLC DBA MINUTECLINIC #4505		17	1	6%	18
DAVID LAWRENCE CENTER		15	3	17%	18
UVMC MICROBIOLOGY		16	1	6%	17
CAREMED INTERNAL MEDICINE			17	100%	17
GOOD HEARTS COVID TESTING			17	100%	17
VALENCIA HOUSE ALF		17			17
RESEARCH CENTERS OF AMERICA, LLC		14	3	18%	17
COAST MED URGENT CARE		16	1	6%	17
RESIDENCE AT BAY VUE		17			17
HERNANDO COUNTY FIRE RESCUE DISTRICT		8	9	53%	17
NORTH FLORIDA PEDIATRICS - JACKSONVILLE		15	2	12%	17
GRAND OAKS OF PALM CITY LLC		16	1	6%	17
ST. JUDES LABORATORIES		12	5	29%	17
DCH REGIONAL MEDICAL CENTER LABORATORY		16	1	6%	17
CARESPOT		1	16	94%	17
Cleveland Clinic Laboratories		4	13	76%	17
ASCENSION ST VINCENT'S PRIMARY CARE			17	100%	17
LONG TERM CARE OF GULF BREEZE LLC		17			17
Life Care Center at Inverrary		17			17
AMMON ANALYTICAL LABORATORIES		15	2	12%	17
Coastal Health and Rehabilitation Center		16	1	6%	17
UNIVERSITY MEDICAL CTR OF PRINCETON AT		17			17
COLORADO DEPARTMENT OF HEALTH LABORATORY SERVICES DIVISION			17	100%	17
WINTER PARK FAMILY PRACTICE LLC		17			17
SOLARIS SENIOR LIVING OF MERRITT ISLAND		17			17
MINUTECLINIC LLC #4201		15	2	12%	17
STETSON UNIVERSITY STUDENT HEALTH CENTER		3	14	82%	17
CONSOLIDATED LAB SERVICES		8	9	53%	17



# COVID-19: testing by laboratory

Data through Dec 11, 2020 verified as of Dec 12, 2020 at 09:25 AM

Data in this report are provisional and subject to change.

The numbers in the table below represent the number of Florida and non-Florida residents for whom test results were received by the Department of Health. A person can be tested by more than one laboratory and can have both positive and negative results. **Therefore, the sum of the numbers in each column will be larger than the total number of people tested.**

Reporting lab	Inconclusive	Negative	Positive	Percent positive	Total
RIVERHEAD URGENT CARE		17			17
MED PLUS FLORENCE		12	4	25%	16
SRMC AVALON		9	7	44%	16
BRISTOL AT TAMPA, THE		16			16
ALL FLORIDA FAMILY & SPORTS MEDICINE		15	1	6%	16
RITECARE MEDICAL CENTER			16	100%	16
FLORIDA DEPARTMENT OF HEALTH IN TAYLOR COUNTY		13	3	19%	16
HEALTH CENTRAL HOSPITAL			16	100%	16
URGENT CARE CLINIC OF LINCOLN		14	2	13%	16
FAST TRACK URGENT CARE CENTER - TYRONE			16	100%	16
COLONY CARE CENTER		8	8	50%	16
NORTH PINELLAS CHILDRENS MEDICAL CENTER			16	100%	16
KINDRED HOSPITAL NORTH FLORIDA		14	2	13%	16
URGENT CARE WEST CLINIC		14	2	13%	16
CHIPOLA MEDICAL ASSOCIATES		2	14	88%	16
MAGNOLIA MEDICAL CLINIC		1	15	94%	16
WINDERMERE MEDICAL CENTER		13	3	19%	16
ESTATES MEDICAL CENTER		12	4	25%	16
SAMFORD UNIVERSITY HEALTH SERVICES		15	1	6%	16
FLAGLER HOSPITAL INC	2		14	88%	16
ST ELIZABETH MEDICAL CENTER LABORATORY		15	1	6%	16
ASURANCE SCIENTIFIC LABORATORIES		16			16
BRENTWOOD RETIREMENT COMMUNITY		14	2	13%	16
MILLENNIUM PHYSICIAN GRP LLC NAPLES PINE RIDGE			16	100%	16
WHITE WILSON MEDICAL CENTER IMMEDIATE CARE			16	100%	16
HAWTHORN HOUSE		14	2	13%	16
INTERNAL MEDICINE ASSOCIATES & SPECIALTIES INC		15	1	6%	16
EDWARD J HEALEY REHAB & NURSING CENTER		16			16
HERNANDO ENDOSCOPY AND SURGERY CENTER		14	2	13%	16
WASHINGTON REHAB AND NURSING		16			16
LINCOLN MEDICAL AND MENTAL HEALTH CENTER		16			16
STUART LODGE LIVING LLC		4	12	75%	16
XERA MED RESEARCH			16	100%	16
HARBORCHASE OF WELLINGTON CROSSING		15	1	6%	16
CARE CENTERS OF NASSAU		15	1	6%	16
LAKE WALES OPERATING GROUP LLC		14	1	7%	15
FAMILY CARE CENTER OF ARLINGTON		10	5	33%	15
NOVANT HEALTH GOHEALTH URGENT CARE-HARRISBURG		8	7	47%	15
TELEVISIT MALABAR PEDIATRICS		5	10	67%	15
ORLANDO HEALTH		2	13	87%	15
ADVENT HEALTH - ZEPHYRHILLS			15	100%	15
WALGREEN EASTERN CO, INC		15			15
ERIC C MARSHAL MD, PC DBA MINUTECLINIC		14	1	7%	15
MILTON 4707		15			15
PRIME CARE ONE LLC/HARBORCHASE OF VENICE			15	100%	15
DIATHERIX		13	2	13%	15
FLAGLER HOSPITAL LABORATORY		2	13	87%	15

# COVID-19: testing by laboratory

Data through Dec 11, 2020 verified as of Dec 12, 2020 at 09:25 AM

Data in this report are provisional and subject to change.

The numbers in the table below represent the number of Florida and non-Florida residents for whom test results were received by the Department of Health. A person can be tested by more than one laboratory and can have both positive and negative results. **Therefore, the sum of the numbers in each column will be larger than the total number of people tested.**

Reporting lab	Inconclusive	Negative	Positive	Percent positive	Total
RENAISSANCE SENIOR LIVING		15			15
HOLLEY-NAVARRE MEDICAL CLINIC		5	10	67%	15
ST CATHERINE OF SIENA HOSPITAL		14	1	7%	15
UM MILLER SCHOOL OF MEDICINE			15	100%	15
BONIFAY NURSING AND REHAB CENTER			15	100%	15
PINES NURSING HOME		14	1	7%	15
SPEARHEAD MEDICAL			15	100%	15
JOHNS HOPKINS CHILDREN'S HOSPITAL			15	100%	15
BROOKWOOD BAPTIST MEDICAL CENTER		14	1	7%	15
SINAI HOSPITAL OF BALTIMORE		15			15
JACOBI MEDICAL CENTER		15			15
ADVENT HEALTH CENTRA CARE - LAKE BUENA VISTA			15	100%	15
FLORIDA DEPARTMENT OF HEALTH IN CALHOUN COUNTY		11	4	27%	15
FLORIDA HEART & VASCULAR MULTISPECIALTY GROUP PA		12	3	20%	15
HODGES CLUSTER		2	13	87%	15
ANDALUSIA HEALTH		7	8	53%	15
ADVENT HEALTH PRIMARY CARE PLUS, WINTER GARDEN		11	4	27%	15
MORTON PLANT HOSPITAL NURSING			15	100%	15
BRIDGEVIEW CENTER LLC		12	3	20%	15
HOSPICE OF ST FRANCIS INC		14	1	7%	15
CANTERFIELD OF CLAY COUNTY		15			15
CONNECTDX		3	12	80%	15
KEY WEST MEDICAL CENTER	1	14			15
UAH STUDENT HEALTH CENTER		10	5	33%	15
EASTLAKE PEDIATRICS - TRINITY		15			15
ALL PEDIATRIC CARE			15	100%	15
HARMONY HEALTH OPCO, LLC		15			15
COLONY CLUB ALF,THE		15			15
DALE MEDICAL CENTER		10	5	33%	15
BOZEMAN HEALTH DEACONESS HOSPITAL		12	3	20%	15
NEW YORK PRESBYTERIAN - ALLEN HOSPITAL		14			14
ADVENTHEALTH EXPRESS CARE AT WALGREENS 49TH STREET		9	5	36%	14
GRAND VILLA OF ST. PETERSBURG		12	2	14%	14
HELIX DIAGNOSTICS			14	100%	14
CVS			14	100%	14
PALMETTO PEDIATRICS			14	100%	14
TALLAHASSEE DEVELOPMENTAL CENTER		14			14
EMERALD COAST BEHAVIORAL HOSPITAL		14			14
HEALTHFIRST ADVENT HEALTH CENTRA CARE COCOA BEACH			14	100%	14
CRUCIAL CARE		8	6	43%	14
EMERGENCY PHYSICIANS MEDICAL CENTER LLC		6	8	57%	14
NORTHWESTERN MEMORIAL HOSPITAL			14	100%	14
ASTORIA HEALTH AND REHABILITATION CENTER		13	1	7%	14
BROWARD HEALTH IMPERIAL POINT NURSING			14	100%	14
BRANDON COMMUNITY HEALTH CENTER		7	7	50%	14
BENTON HOUSE OF PORT ORANGE		8	6	43%	14
GLEN COVE HOSPITAL		14			14

# COVID-19: testing by laboratory

Data through Dec 11, 2020 verified as of Dec 12, 2020 at 09:25 AM

Data in this report are provisional and subject to change.

The numbers in the table below represent the number of Florida and non-Florida residents for whom test results were received by the Department of Health. A person can be tested by more than one laboratory and can have both positive and negative results. **Therefore, the sum of the numbers in each column will be larger than the total number of people tested.**

Reporting lab	Inconclusive	Negative	Positive	Percent positive	Total
FINLAY C. LABORATORY		3	11	79%	14
LIFE CARE CENTER OF JACKSONVILLE			14	100%	14
INNOVATION CLINICAL TRIALS, INC			14	100%	14
LAKE GIBSON VILLAGE, LLC		14			14
NORTH CENTRAL BRONX HOSPITAL		13	1	7%	14
FAMILY CARE CYPRESS CREEK		1	13	93%	14
MEDEMERGE		13	1	7%	14
HORIZON ALF		14			14
BONIFAY NURSING AND REHABILITATION CENTER			14	100%	14
FLORIDA HEALTH CARE PLANS INC		1	13	93%	14
CARESPOT OF NOCATEE			14	100%	14
SIGNATURE HEALTHCARE OF ORANGE PARK		14			14
OKEECHOBEE HEALTHCARE FACILITY			14	100%	14
AURORA DIAGNOSTICS		3	11	79%	14
EPIPHANY HEALTH		8	6	43%	14
CHILDREN'S MEDICAL CENTER			14	100%	14
HUNT CLUB MEDICAL		12	2	14%	14
BOCA SIMON		2	12	86%	14
CENTRAL FLORIDA PEDIATRICS		5	9	64%	14
POLK CHD BARTOW		13	1	7%	14
ALAN L MELOTEK MD		14			14
WALGREENS COVID-19		13	1	7%	14
THE CANOPY AT HARPER LAKE	1		13	93%	14
HOLY NAME HOSPITAL LABORATORY		13	1	7%	14
ADVANCED URGENT CARE		12	2	14%	14
HARMONY CLINIC		1	13	93%	14
CLINICAL LABORATORY SERVICES			13	100%	13
ESCAMBIA COMMUNITY CLINIC		2	11	85%	13
DYNAMIC DNA LAB		1	12	92%	13
UNIVERSITY LAB			13	100%	13
OSCEOLA ALF OPERATOR, LLC DBA		13			13
COUNTY OF LOS ANGELES			13	100%	13
PRIMECARE OF DOTHAN-DALEVILLE CLINIC		11	2	15%	13
NO NAME		8	5	38%	13
BROOKLYN HOSPITAL CENTER DOWNTOWN CAMPUS		13			13
Sunnyside Care Center		13			13
CINNAMON COVE ALF		13			13
REGENCY SQUARE MALL - SEARS		2	11	85%	13
SHORE MEMORIAL HOSPITAL		12	1	8%	13
MERCY MEDICAL URGENT CARE CENTER INC		2	11	85%	13
SUNRISE URGENT CARE ASSOCIATES LLC D/B/A		7	6	46%	13
OPIS ISLAND LAKE CENTER		13			13
MEDEXPRESS - BLOOMIN BRANDS		4	9	69%	13
DESOTO PALMS ALF		13			13
CLEVELAND CLINIC			13	100%	13
FORT WALTON BEACH DEVELOPMENTAL CENTER		12	1	8%	13
FORT SANDERS REGIONAL LABORATORY		13			13

# COVID-19: testing by laboratory

Data through Dec 11, 2020 verified as of Dec 12, 2020 at 09:25 AM

Data in this report are provisional and subject to change.

The numbers in the table below represent the number of Florida and non-Florida residents for whom test results were received by the Department of Health. A person can be tested by more than one laboratory and can have both positive and negative results. **Therefore, the sum of the numbers in each column will be larger than the total number of people tested.**

Reporting lab	Inconclusive	Negative	Positive	Percent positive	Total
HEALTH MED CENTERS		13			13
PARKWEST MEDICAL CENTER		11	2	15%	13
FUNGAL REFERENCE LABORATORY		12	1	8%	13
WELLINGTON FAMILY PRACTICE		13			13
PORT SAINT LUCIE HOSPITAL		13			13
JUST FOR KIDS PEDIATRICS		5	8	62%	13
GENERAL INTERNAL MEDICINE MEDICAL CTR CLINIC		9	4	31%	13
VILLA OF KINGS AND QUEENS OF DELRAY		13			13
SOUTHEAST FAMILY HEALTHCARE CENTER			13	100%	13
IN-OFFICE LAB		12	1	8%	13
HARBOUR ISLAND PEDIATRICS		9	4	31%	13
LONG BEACH URGENT CARE		13			13
PROFESSIONAL PEDIATRICS		12	1	8%	13
FLORIDA STATE HOSPITAL			13	100%	13
CANTON-POTSDAM HOSPITAL LABORATORY		12			12
NEMOURS CHILDREN'S URGENT CARE, ORLANDO - WATERFORD LAKES			12	100%	12
NAPLES GREEN VILLAGE		12			12
WALGREEN		4	8	67%	12
MARTHA'S HOUSE & ASSISTED LIVING FACILITY		12			12
TOTTENVILLE CIRCLE URGENT CARE		12			12
SPRING MANOR ASSISTED LIVING		12			12
VERITAS RESEARCH CORP			12	100%	12
NOBLE SENIOR LIVING		3	9	75%	12
MI2297090CV HOLLAND-23D2189684		12			12
MERIDIAN AT WATERWAYS, THE		10	2	17%	12
HUDSON VALLEY HOSPITAL CENTER LABORATORY		11	1	8%	12
DEPT OF VA MEDICAL CENTER - BAY PINES			12	100%	12
MORRIS PARK URGENT CARE		9	3	25%	12
PRINCETON VILLAGE□		9	3	25%	12
CALADIUM PEDIATRICS		11	1	8%	12
ST VINCENT'S EAST		11	1	8%	12
JESSIE TRICE COMMUNITY HEALTH SYSTEM, INC			12	100%	12
MOBILE DOC FL, LLC		11	1	8%	12
FLORIDA DEPARMENT OF HEALTH CLAY COUNTY			12	100%	12
ERDOX		11	1	8%	12
MELBOURNE FAMILY PRACTICE		11	1	8%	12
FLORIDA DEPT OF HEALTH		4	8	67%	12
SHELBY COUNTY HEALTH CARE CORPORATION		9	3	25%	12
NEW YORK METHODIST HOSPITAL		12			12
WASHINGTON COUNTY HEALTH DEPARTMENT		6	6	50%	12
NEWYORK-PRESBYTERIAN/ LAWRENCE HOSPITAL LABORATORY		11	1	8%	12
PROMEDICA LABORITORIES		11	1	8%	12
IREPERTOIRE_MOL_LAB		12			12
SUMMIT MEDICAL GROUP - 75 E NORTHFIELD		10	2	17%	12
BETHESDA HEALTH PHYSICIAN GROUP INC			12	100%	12
BROWARD DIALYSIS			12	100%	12
LEON CHD		12			12

# COVID-19: testing by laboratory

Data through Dec 11, 2020 verified as of Dec 12, 2020 at 09:25 AM

Data in this report are provisional and subject to change.

The numbers in the table below represent the number of Florida and non-Florida residents for whom test results were received by the Department of Health. A person can be tested by more than one laboratory and can have both positive and negative results. **Therefore, the sum of the numbers in each column will be larger than the total number of people tested.**

Reporting lab	Inconclusive	Negative	Positive	Percent positive	Total
REGENEXX TAMPA BAY		11	1	8%	12
PONCE PLAZA NURSING & REHAB CENTER		2	10	83%	12
BAPTIST MEDICAL CENTER EAST		9	3	25%	12
Cross Care Center			12	100%	12
GLEN OAKS HEALTH AND REHABILITATION CENTER			12	100%	12
FLORIDA DEPARTMENT OF HEALTH IN HILLSBOROUGH COUNTY			12	100%	12
APPLE DIAGNOSTICS LAB		5	7	58%	12
MAITLAND PRIMARY CARE		9	3	25%	12
LIFE CARE OF PORT SAINT LUCIE		3	9	75%	12
LONG ISLAND JEWISH VALLEY STREAM		12			12
WEINBERG VILLAGE		12			12
CARDIOLOGY AND MEDICINE ASSOCIATES INC		12			12
Consulate Health Care of Jacksonville			12	100%	12
MCWHORTER SCHOOL OF PHARMACY		12			12
VPA PC LAB		12			12
PREMIER MEDICAL ASSOCIATES ALL FLORIDA LLC		12			12
COLORADO DEPARTMENT OF PUBLIC HEALTH AND ENVIRONMENT			11	100%	11
LAB UNKNOWN			11	100%	11
JOSEPH SCHENKER MD PC DBA CENTERS URGENT		9	2	18%	11
SOLARIS HEALTHCARE BAYONET POINT		10	1	9%	11
LEHIGH VALLEY HOSPITAL		3	8	73%	11
North Lake Care Center		11			11
BVL PEDIATRICS		11			11
EPIC REFERENCE LABS INC			11	100%	11
HEALTHCARE NOW			11	100%	11
NIGHT LITE PEDIATRICS CENTER, LLC		1	10	91%	11
ADVENT HEALTH - CARROLLWOOD		3	8	73%	11
FHCP-PORT ORANGE		3	8	73%	11
MINUTECLINIC DIAGNOSTICS MEDICAL GROUP		11			11
ROADS PEDIATRICS,LLC		10	1	9%	11
EAR NOSE & THROAT ASSOCIATES OF MANATEE PA		11			11
DMH STEINHATCHEE FAMILY MEDICINE		8	3	27%	11
BLISS HEALTHCARE SERVICES			11	100%	11
SHELBY BAPTIST MEDICAL CENTER		6	5	45%	11
QUOTIENT SCIENCES LABS LLC			11	100%	11
ST JOSEPH HOSPITAL		10	1	9%	11
KRYSTAL BAY NURSING AND REHABILITATION		8	3	27%	11
PROHEALTH CARE ASSOCIATES MOBILE		9	2	18%	11
STATEN ISLAND UNIVERSITY HOSPITAL		11			11
CSL PLASMA INC		2	9	82%	11
CORE LABORATORY		1	10	91%	11
ORANGE REGIONAL MEDICAL CENTER LABORATORY		9	2	18%	11
FAST TRACK URGENT CARE CENTER - DOWNTOWN			11	100%	11
PALMS MEDICAL GROUP - LAKE CITY WEST		3	8	73%	11
WEST BROWARD CARE CENTER		10	1	9%	11
MAINSTREET FAMILY SELECT		1	10	91%	11
CARE FAST MURABELLA		7	4	36%	11



# COVID-19: testing by laboratory

Data through Dec 11, 2020 verified as of Dec 12, 2020 at 09:25 AM

Data in this report are provisional and subject to change.

The numbers in the table below represent the number of Florida and non-Florida residents for whom test results were received by the Department of Health. A person can be tested by more than one laboratory and can have both positive and negative results. **Therefore, the sum of the numbers in each column will be larger than the total number of people tested.**

Reporting lab	Inconclusive	Negative	Positive	Percent positive	Total
Belleair Healthcare Center		7	4	36%	11
UNIVERSITY CENTRA CARE		10	1	9%	11
ROBERT WOOD JOHNSON UNIVERSITY HOSP		9	2	18%	11
BAY PINES MEDICAL ASSOCIATES		1	10	91%	11
BRYAN WHITFIELD MEMORIAL HOSPITAL		7	4	36%	11
COASTAL INTERNAL MEDICINE		9	2	18%	11
TREASURE COAST URGENT CARE			11	100%	11
THE TERRACE OF SAINT CLOUD		9	2	18%	11
SUMMIT ATLANTIC SURGERY CENTER		11			11
MASSACHUSETTS GENERAL HOSPITAL		1	10	91%	11
WINTER PARK CARE AND REHABILITATION			11	100%	11
SONATA COCONUT CREEK		8	3	27%	11
SUNCOAST URGENT CARE			11	100%	11
PALM BEACH PATHOLOGY		9	2	18%	11
TROPICANA		5	6	55%	11
INN AT LAKE SEMINOLE SQUARE, THE		11			11
AIM LABORATORIES			11	100%	11
PRATTVILLE BAPTIST HOSPITAL		9	2	18%	11
HOSPICE OF MARTIN & ST LUCIE, INC		11			11
MARQUES PEDIATRICS			10	100%	10
BAPTIST MEMORIAL HEALTH CARE		9	1	10%	10
ODYSSEY HEALTHCARE OF MARION COUNTY, LLC		10			10
PINELLAS COUNTY HEALTH DEPARTMENT		2	8	80%	10
ARDEN COURTS OF FORT MYERS		10			10
CREATIVE TESTING SOLUTIONS		3	7	70%	10
ALABAMA CLINICS		3	7	70%	10
MENORAH HOUSE		9	1	10%	10
PUBLIC SQUARE PHARMACY LLC		9	1	10%	10
MHHS All Lab Subsection		10			10
INTERNAL MEDICINE ASSOCIATES PA		9	1	10%	10
AMBRY GENETICS CORPORATION		10			10
ACADIAN DIAGNOSTIC LABORATORIES		8	2	20%	10
CAPE CORAL HOSPITAL ABG LABORATORY		4	6	60%	10
SYNIVERSE WELLNESS CENTER		8	2	20%	10
MEDICAL LABORATORY DIAGNOSTICS			10	100%	10
UMHC/SYLVESTER AT KENDALL		1	9	90%	10
HIALEAH HOSPITAL RESPIRATORY DEPT			10	100%	10
Z UROLOGY		10			10
NEW JERSEY DEPARTMENT OF HEALTH COMMUNICABLE DISEASE SERVICE		3	7	70%	10
BEAUMONT LABORATORY			10	100%	10
UR CARE FAMILY AND SPORTS MEDICINE			10	100%	10
MEDEX REGIONAL LABORATORIES LLC		1	9	90%	10
ROSLYN URGENT CARE		10			10
ROCKLEDGE		1	9	90%	10
INSTITUTE OF PATHOLOGY KINGS COUNTY		10			10
COVANCE CENTRAL LABORATORY			10	100%	10
BASSETTI & ASSOCIATES, MD, PA			10	100%	10

# COVID-19: testing by laboratory

Data through Dec 11, 2020 verified as of Dec 12, 2020 at 09:25 AM

Data in this report are provisional and subject to change.

The numbers in the table below represent the number of Florida and non-Florida residents for whom test results were received by the Department of Health. A person can be tested by more than one laboratory and can have both positive and negative results. **Therefore, the sum of the numbers in each column will be larger than the total number of people tested.**

Reporting lab	Inconclusive	Negative	Positive	Percent positive	Total
ARTHREX MEDICAL CENTER		5	5	50%	10
FLORIDA HOSPITAL WINTER GARDEN		9	1	10%	10
GLEN OAKS URGENT CARE		10			10
MACKOUL PEDIATRICS FORT MYERS			10	100%	10
LUCID DIAGNOSTICS LABS			10	100%	10
BROWARD HEALTH CARE			10	100%	10
BLOUNT MEMORIAL HOSPITAL		9	1	10%	10
ADVENT HEALTH - KISSIMMEE		1	9	90%	10
COMMUNITY HEALTH CENTER		2	8	80%	10
LAKE MARY KIDS CENTRA CARE			10	100%	10
INTERMOUNTAIN CENTRAL LAB		1	9	90%	10
WIREGRASS CLINIC LLC		8	2	20%	10
CBC LAB		3	7	70%	10
BELLEVUE HOSPITAL CENTER DEPARTMENT		10			10
HCR MANORCARE		10			10
GENESIS		7	3	30%	10
AVANTE ST CLOUD		7	3	30%	10
ARNOT OGDEN MEDICAL CENTER LABORATORY		10			10
MORTON PLANT MEASE			10	100%	10
NORTHERN WESTCHESTER HOSPITAL LABORATORY		8	2	20%	10
GRACE MEDICAL HOME		8	2	20%	10
GADSDEN REGIONAL MEDICAL CENTER		10			10
GENESIS DERMATOLOGY		8	2	20%	10
NORTH OKALOOSA PHYSICIAN GROUP		10			10
EMERALD COAST HOSPICE - CRESTVIEW		10			10
MINUTECLINIC DIAGNOSTIC OF RHODE ISLAND, LLC #590		10			10
SOUTHEASTERN LABORATORY			10	100%	10
EMERALD COAST PEDIATRICS			10	100%	10
LAKE BALDWIN CBOC		9	1	10%	10
BAPTIST PRIMARY CARE PONTE VEDRA		6	4	40%	10
LAKE NONA MEDICAL SERVICES		3	7	70%	10
OHIO STATE UNIVERSITY MEDICAL CENTER			10	100%	10
LYSTER ACH FT RUCKER AL		9	1	10%	10
APPALACHIAN REGIONAL HEALTHCARE SYSTEM		10			10
WATSON HEALTHCARE		7	3	30%	10
PHELPS HOSPITAL LABORATORY		10			10
NAPHCARE, INC.			10	100%	10
WELLMED AT SOUTH PARSONS		8	1	11%	9
PEDIATRIC HEALTH CARE ALLIANCE			9	100%	9
MOLECULAR PATHOLOGY LABORATORY			9	100%	9
MEDEXPRESS URGENT CARE - BLOOMINGTON		9			9
CARE ONE OF FLORIDA		7	2	22%	9
TOWERS HOME CARE☐		9			9
GCPM MANUAL MICROBIOLOGY		1	8	89%	9
BIOREFERENCE LABORATORIES INC		3	6	67%	9
MOUNT DORA PEDIATRICS		8	1	11%	9
TOTAL ACCESS URGENT CARE			9	100%	9

# COVID-19: testing by laboratory

Data through Dec 11, 2020 verified as of Dec 12, 2020 at 09:25 AM

Data in this report are provisional and subject to change.

The numbers in the table below represent the number of Florida and non-Florida residents for whom test results were received by the Department of Health. A person can be tested by more than one laboratory and can have both positive and negative results. **Therefore, the sum of the numbers in each column will be larger than the total number of people tested.**

Reporting lab	Inconclusive	Negative	Positive	Percent positive	Total
BOCA RATON REGIONAL HOSPITAL LAB			9	100%	9
FLUSHING HOSPITAL MEDICAL CENTER		7	2	22%	9
VILLAGE PLACE HEALTH AND REHAB		9			9
SOUTHEASTERN OUTPATIENT SURGERY CENTER		9			9
MICHIGAN DEPARTMENT OF HEALTH AND HUMAN SERVICES			9	100%	9
EASTERN SHORE URGENT CARE		6	3	33%	9
BAYONET POINT HOSPITAL			9	100%	9
LPG PEDIATRICS AT PAGE FIELD		9			9
PLYMOUTH HARBOR INCORPORATED		9			9
REDMED CLINIC OF ARLINGTON		8	1	11%	9
NEUROINTERNATIONAL SARASOTA		8	1	11%	9
INNOVATIVE RESEARCH OF WEST FLORIDA		7	2	22%	9
PRECISION GENETICS			9	100%	9
LAKE PLACID HEALTH AND REHABILITATION			9	100%	9
CYPRESS POINT LIVING, LLC		7	2	22%	9
MIDMICHIGAN MEDICAL CENTER			9	100%	9
OMNI			9	100%	9
GROWING TOGETHER PEDIATRICS, LLC		8	1	11%	9
PARROTT MEDICAL CLINIC			9	100%	9
BUREAU OF PUBLIC HEALTH		1	8	89%	9
MAGNOLIA PEDIATRICS		2	7	78%	9
ORANGE BLOSSOM FAMILY HEALTH		6	3	33%	9
MARIANNA HEALTH AND REHABILITATION CENTER		9			9
PROFESSIONAL URGENT CARE SERVICES		7	2	22%	9
ADVENTHEALTH MEDICAL GROUP CARE CLINIC AT		7	2	22%	9
LAKE NONA MEDICAL SERVICE LLC		9			9
ADVENT HEALTH - WINTER HAVEN		5	4	44%	9
MARKET STREET VIERA		9			9
NORTHBROOK CENTER FOR☐		8	1	11%	9
Maury Regional Hospital		6	3	33%	9
UNIVERSITY HOSPITAL UC HEALTH		6	3	33%	9
KIVA AT CANTERBURY			9	100%	9
UNAVAILABLE/UNKNOWN/NO INFORMATION FOUND			9	100%	9
CARENOW URGENT CARE-MT JULIET		8	1	11%	9
MCW MENTAL HEALTH LLC		9			9
MONTEFIORE ST LUKE'S CORNWALL HOSPITAL		8	1	11%	9
PANCARE HEALTH - BONIFAY K-8			9	100%	9
ANTHEM LAKES LLC		9			9
MINUTECLINIC, LLC, DBA MINUTECLINIC #2544		8	1	11%	9
UC HEALTH UNIVERSITY HOSPITAL		8	1	11%	9
RAINBOW PEDIATRIC CENTER		2	7	78%	9
FIRST CHOICE PEDIATRICS WINTER SPRINGS		9			9
Hialeah Nursing And Rehabilitation Center		6	3	33%	9
CHEMISYS LABORATORIES		1	8	89%	9
THE TRADITION OF THE PALM BEACHES		9			9
FAMILY AND INTERNAL MEDICINE AT AVALON PARK		7	2	22%	9
SAMARITAN MEDICAL CENTER		9			9

# COVID-19: testing by laboratory

Data through Dec 11, 2020 verified as of Dec 12, 2020 at 09:25 AM

Data in this report are provisional and subject to change.

The numbers in the table below represent the number of Florida and non-Florida residents for whom test results were received by the Department of Health. A person can be tested by more than one laboratory and can have both positive and negative results. **Therefore, the sum of the numbers in each column will be larger than the total number of people tested.**

Reporting lab	Inconclusive	Negative	Positive	Percent positive	Total
BOND CLINIC DR ELDEEB		1	8	89%	9
MERCY MEDICAL CENTER		3	6	67%	9
SAN JOSE SENIOR CARE LLC		6	3	33%	9
MID-FLORIDA PATHOLOGY, LLC		9			9
TMH PHYSICIAN PARTNERS - MONTICELLO		8	1	11%	9
CHILDREN'S HEALTH CENTER INC.		7	2	22%	9
COASTAL SKIN SURGERY AND DERMATOLOGY		6	3	33%	9
HOWARD BEACH URGENT CARE		9			9
MD PLUS URGENT CARE, LLC			9	100%	9
CAREHERE- LCS LEESBURG			9	100%	9
RIVERSIDE MEDICAL GROUP		8	1	11%	9
ANY LAB TEST NOW INC			9	100%	9
ST ANTHONYS REHABILITATION HOSPITAL		7	1	13%	8
HUNTINGTON STATION URGENT CARE		8			8
MINUTECLINIC LLC #7973		8			8
ALACHUA COUNTY HEALTH DEPARTMENT		1	7	88%	8
HUNTINGTON VILLAGE URGENT CARE		8			8
THE WOLFF CENTER FOR CHILD & ADOLESCENT HEALTH			8	100%	8
MID-HUDSON VALLEY DIVISION OF WESTCHESTER MEDICAL		8			8
X-GENE MOLECULAR LABS		1	7	88%	8
BIOTECH CLINICAL LABORATORIES, INC.		1	7	88%	8
GENE STREET LABORATORIES, LLC		6	2	25%	8
ATLANTIC CONSOLIDATED LABORATORY		8			8
MAIMONIDES-SHALOM ACADEMY, INC		7	1	13%	8
METHODIST MEDICAL CENTER		6	2	25%	8
MOSOLF PEDIATRICS			8	100%	8
UNIVERSITY MEDICAL CENTER		8			8
BARTON PARKER OD PC		8			8
JFK MEDICAL CENTER NORTH LAB		1	7	88%	8
MICHIGAN DEPARTMENT OF COMMUNITY HEALTH		1	7	88%	8
HARBORCHASE OF DR PHILLIPS		7	1	13%	8
ONEIDA HEALTHCARE CENTER		8			8
BARNETT PARK□			8	100%	8
CVS MINUTE CLINIC DIAGNOSTIC OF NORTH CAROL		8			8
DOLPHIN POINTE HEALTH CARE LLC		1	7	88%	8
CIAN DIAGNOSTICS			8	100%	8
NORTH FLORIDA MEDICAL CENTER		6	2	25%	8
OHIO CVS STORES, LLC DBA		8			8
APOLLO HEALTH & REHABILITATION		3	5	63%	8
NCHD		3	5	63%	8
STATEN ISLAND UNIVERSITY HOSPITAL SEGUINE AVE		8			8
BAPTIST OUTPATIENT			8	100%	8
PBC PREMIER FAMILY HEALTH			8	100%	8
LIFE CARE CENTER OF PORT ST. LUCIE		5	3	38%	8
MINUTECLINIC DIAGNOSTIC		8			8
PRECISION HEALTH SOLUTIONS		2	6	75%	8
SYLVESTER AT PLANTATION LABORATORY		7	1	13%	8

# COVID-19: testing by laboratory

Data through Dec 11, 2020 verified as of Dec 12, 2020 at 09:25 AM

Data in this report are provisional and subject to change.

The numbers in the table below represent the number of Florida and non-Florida residents for whom test results were received by the Department of Health. A person can be tested by more than one laboratory and can have both positive and negative results. **Therefore, the sum of the numbers in each column will be larger than the total number of people tested.**

Reporting lab	Inconclusive	Negative	Positive	Percent positive	Total
BEAUMONT EMERGENCY CENTER			8	100%	8
ALLINA HEALTH - ABBOTT NORTHWESTERN HOSPITAL		5	3	38%	8
RIVERWOOD HEALTH NH LLC		8			8
ST. JOSEPH HOSPITAL AND HEALTH CARE INC.			8	100%	8
HEALTHMARK REGIONAL HOSPITAL LAB		4	4	50%	8
ORMOND BEACH CENTRA CARE			8	100%	8
JX REF LAB			8	100%	8
WESTCHESTER GENERAL HOSPITAL BLOOD GAS LAB			8	100%	8
REGENCY OAKS HEALTH CENTER		8			8
TRINITY MEDICAL ASSOCIATES LLC			8	100%	8
ADVENT HEALTH - FOUR CORNERS ER		8			8
ROBERT WOOD JOHNSON HOSPITAL		7	1	13%	8
WACO HHSSURGEWACO	1	6	1	13%	8
SAMARITAN HOSPITAL LABORATORY		7	1	13%	8
RICHMOND UNIVERSITY MEDICAL CENTER		7	1	13%	8
VETERAN AFFAIRS MEDICAL CENTER - JAMES J PETERS		6	2	25%	8
NORTHWEST FLORIDA SLEEP			8	100%	8
BRIDGEWAY HEALTH CLINICS INC			8	100%	8
MEDEXPRESS URGENT CARE PARKERSBURG		7	1	13%	8
OPTUMCARE FLORIDA LLC		1	7	88%	8
HOLY NAME MEDICAL CENTER	1	6	1	13%	8
OCALA OAKS REHABILITATION CENTER		7	1	13%	8
GENEUS DIAGNOSTICS			8	100%	8
SUMTER PEDIATRICS		8			8
FAMILY HEALTH CENTER			8	100%	8
EXECUTIVE MEDICAL SERVICES		8			8
MEADOWCREST MOLECULAR DIAGNOSTICS, LLC			8	100%	8
COLLIER COUNTY HEALTH DEPT.		4	4	50%	8
DOCTOR'S IN-HOUSE LAB/COMMUNITY HEALTH CENTERS OF PINELLAS - CLEARWATE			8	100%	8
FHCP-ORANGE CITY			8	100%	8
NORTHSHORE UNIVERSITY HEALTHSYSTEM EVANSTON HOSPITAL LAB			8	100%	8
PATEL MEDICAL VENTURES		7	1	13%	8
GOLISANO CHILDREN'S HOSPITAL OF SOUTHWEST FLORIDA		6	2	25%	8
SOUTHCORP LABORATORY		2	6	75%	8
MINUTE CLINIC DIAGNOSTIC OF VIRGINIA		5	3	38%	8
MINUTECLINIC DIAGNOSTIC OF TEXAS, LLC		8			8
TEXAS DEPARTMENT OF STATE HEALTH SERVICES		2	6	75%	8
RAINBOW PEDIATRICS			8	100%	8
MD NOW MEDICAL CENTERS INC			8	100%	8
CVS MINUTE CLINIC, LLC		6	2	25%	8
LIFE CARE CITRUS COUNTY			8	100%	8
CARENOW URGENT CARE - EAST NASHVILLE		7	1	13%	8
CAREATC			8	100%	8
BENDERSON FAMILY SKILLED NURSING AND □		8			8
LABCORP BURLINGTON		1	7	88%	8
WHITE SANDS OUTPATIENT SERVICES (WSOP SERVICES LLC		8			8
DOCTOR'S IN HOUSE LAB			8	100%	8



# COVID-19: testing by laboratory

Data through Dec 11, 2020 verified as of Dec 12, 2020 at 09:25 AM

Data in this report are provisional and subject to change.

The numbers in the table below represent the number of Florida and non-Florida residents for whom test results were received by the Department of Health. A person can be tested by more than one laboratory and can have both positive and negative results. **Therefore, the sum of the numbers in each column will be larger than the total number of people tested.**

Reporting lab	Inconclusive	Negative	Positive	Percent positive	Total
NATURE COAST REGIONAL MEDICAL CENTER			8	100%	8
INTERNAL MEDICINE ASSOCIATES OF JACKSON HOSPITAL			8	100%	8
EMERITUS AT NAPLES	1	7			8
METROPOLITAN HOSPITAL CENTER		6	1	14%	7
PEDIATRICS OF CENTRAL FLORIDA		5	2	29%	7
M&V SAN JOSE MEDICAL CENTER			7	100%	7
BAPTIST PEDIATRICS		6	1	14%	7
ALACHUA			7	100%	7
ORLANDO HEALTH PHYSICIAN ASSOCIATES		4	3	43%	7
RESOLVE MOLECULAR DIAGNOSTICS		7			7
HEALTH CARE LABORATORY SERVICES		1	6	86%	7
CENTRAL FLORIDA PEDIATRIC URGENT CARE LLC		6	1	14%	7
SCHOOL OF PHARMACY AND PHARMACEUTICAL		7			7
LEE COUNTY HEALTH DEPARTMENT		4	3	43%	7
HEALTH NETWORK LABORATORIES		6	1	14%	7
JOHNS HOPKINS MEDICAL LABORATORIES		1	6	86%	7
WEST		3	4	57%	7
AVENTURA HOSPITAL AND MEDICAL CENTER			7	100%	7
ALLEGRO - TAMPA	1	4	2	29%	7
HEALTHWORKS MED GROUP OF FLORIDA PA		2	5	71%	7
UNIVERSITY OF WASHINGTON MEDICAL CENTER			7	100%	7
ISLAND LAKE CENTER		3	4	57%	7
ADVENTHEALTH MEDICAL GROUP		7			7
DIAGNOSTIC CLINIC		6	1	14%	7
FIRST CHOICE PEDIATRICS INC		6	1	14%	7
AUBURN COMMUNITY HOSPITAL		6	1	14%	7
VALLEY IMMEDIATE CARE		6	1	14%	7
PBC FOUND CARE INC			7	100%	7
MAGNOLIA FAMILY URGENT CARE		6	1	14%	7
HOLY GARDEN ALF, INC.		7			7
COLLEGE POINT URGENT CARE		6	1	14%	7
CARENOW URGENT CARE-BRENTWOOD		5	2	29%	7
LAB UNKNOWN		6	1	14%	7
OAKMONTE VILLAGE		6	1	14%	7
CORNERSTONE MEDICAL CARE OF BRANDON PL		6	1	14%	7
OCOEE PEDIATRICS		6	1	14%	7
KINDRED HOSPITAL-BAY AREA-ST PETERSBURG LAB		7			7
MONTEFIORE NYACK HOSPITAL AFFILIATED LABORATORY		7			7
ADVANCED EMURGENT CARE		5	2	29%	7
QUE		4	3	43%	7
Signature healthcare of Jacksonville		5	2	29%	7
ROBERT H JENKINS JR VETERANS' DOMICILIARY HOME OF		7			7
LYNMOORE,THE		7			7
HOSPICE OF THE EMERALD COAST INC - PANAMA CITY		7			7
WHOLE FAMILY HEALTH CENTER INC		2	5	71%	7
DOCTORS CLINICAL LABORATORY, INC		5	2	29%	7
DIEGO FALLON MD PA		5	2	29%	7

# COVID-19: testing by laboratory

Data through Dec 11, 2020 verified as of Dec 12, 2020 at 09:25 AM

Data in this report are provisional and subject to change.

The numbers in the table below represent the number of Florida and non-Florida residents for whom test results were received by the Department of Health. A person can be tested by more than one laboratory and can have both positive and negative results. **Therefore, the sum of the numbers in each column will be larger than the total number of people tested.**

Reporting lab	Inconclusive	Negative	Positive	Percent positive	Total
NORTHWEST FLORIDA ENT, PA		3	4	57%	7
HEARTLAND PEDIATRICS OF LAKE PLACID			7	100%	7
AVON PARK PEDIATRICS			7	100%	7
BAYLOR GENETICS		5	2	29%	7
PROFESSIONAL PARK PEDIATRICS PA			7	100%	7
MINUTECLINIC DIAGNOSTIC OF PENNSYLVANI		7			7
OPIS COQUINA CENTER		7			7
ARCHBOLD MEMORIAL HOSPITAL/LAB		3	4	57%	7
WYOMING COUNTY COMMUNITY HOSPITAL LABORATORY		7			7
GENTRY PARK ORLANDO ASSISTED LIVING		6	1	14%	7
THE MARY IMOGENE BASSETT HOSPITAL		7			7
FLORIDA HOSPITAL KISSIMMEE		4	3	43%	7
ECLRS		2	5	71%	7
EMERGENCY MEDICAL CENTER		2	5	71%	7
COMPREHENSIVE CHILDCARE ASSOCIATES		5	2	29%	7
NORTON HEALTHCARE			7	100%	7
ORANGE PARK PEDIATRIC ASSOCIATES		1	6	86%	7
CARROLL GARDENS URGENT CARE		7			7
ADVANCED DIAGNOSTIC LABORATORY			7	100%	7
FLORIDA CLINICAL LAB			7	100%	7
DOH-TAMPA BRANCH LABORATORY (MLK BLVD)		3	4	57%	7
FLORIDA DIGESTIVE AND LIVER SPECIALIST		7			7
MIAMI CLINICAL RESEARCH CORP			7	100%	7
SURGOINSVILLE PHARMACY		7			7
MEDLABS DIAGNOSTICS		7			7
FLORIDA HOSPITAL WINTER PARK		6	1	14%	7
CENTER ONE SURGERY CENTER		6	1	14%	7
SOUTH NASSAU COMMUNITIES HOSPITAL		5	2	29%	7
BROOKDALE PANAMA CITY		6	1	14%	7
GULF COAST MEDICAL GROUP		2	5	71%	7
MD BEAUTY LABS, PA		7			7
THE TERRACE AT IVY ACRES ALF		6	1	14%	7
Ocoee Health Care Center		7			7
JUPITER MEDICAL CENTER			7	100%	7
CARENOW URGENT CARE-MADISON		7			7
LAKEVIEW HEALTH SYSTEMS			7	100%	7
DOCTOR'S IN-HOUSE LAB/COMMUNITY HEALTH CENTERS OF PINELLAS -PINELLAS P			7	100%	7
VIRTUA VOORHEES HOSPITAL		5	2	29%	7
NOVANT HEALTH INPATIENT CARE		2	5	71%	7
LEPE'S HOUSE			7	100%	7
The Ponce Therapy Care Center		7			7
BLOCK NATION CHASE		4	3	43%	7
BAPTIST HEALTH			7	100%	7
SOUTH COM HEALTH CLINIC, DEPT. OF THE ARMY		7			7
DEPARTMENT OF HEALTH- CITRUS COUNTY			7	100%	7
FLORIDA ATLANTIC UNIVERSITY STUDENT HEALTH		2	5	71%	7
RIVER OAKS TREATMENT CENTER			7	100%	7

# COVID-19: testing by laboratory

Data through Dec 11, 2020 verified as of Dec 12, 2020 at 09:25 AM

Data in this report are provisional and subject to change.

The numbers in the table below represent the number of Florida and non-Florida residents for whom test results were received by the Department of Health. A person can be tested by more than one laboratory and can have both positive and negative results. **Therefore, the sum of the numbers in each column will be larger than the total number of people tested.**

Reporting lab	Inconclusive	Negative	Positive	Percent positive	Total
TRUE HEALTH DIAGNOSTICS		1	6	86%	7
FLORIDA CENTER FOR DERMATOLOGY LABORATORY			7	100%	7
DORAL URGENT CARE			7	100%	7
WELLMED AT PORT ST LUCIE WEST		6	1	14%	7
VETERANS AFFAIRS MEDICAL CENTER - OUTPATIENT			7	100%	7
Rosewood Healthcare and Rehabilitation Center		5	2	29%	7
ALCOVE ASSISTED LIVING FACILITY		7			7
PALMS REHABILITATION AND HEALTHCARE CENTER		5	2	29%	7
CHILDRENS MEDICAL CENTER			6	100%	6
SAINT PETER'S UNIVERSITY HOSPITAL		6			6
PALMETTO HEALTH ALLIANCE		3	3	50%	6
MINUTECLINIC MINUTECLINIC #8746		6			6
ISLAND COAST PEDIATRICS IN-HOUSE LAB		6			6
DARDEN WELLNESS CENTER		5	1	17%	6
PROHEALTH MED		1	5	83%	6
LUMADOC HEALTH		4	2	33%	6
EAR NOSE AND THROAT ASSOCIATES OF MANATEE, P.A.		6			6
JERSEY SHORE MEDICAL CENTER		6			6
LAWTON CHILES HEALTH CENTER		1	5	83%	6
ENIGMA DIAGNOSTIC, INC.			6	100%	6
MINUTECLINIC DIAGNOSTIC OF HAWAII LLC		6			6
MERCY COLLEGE HEALTH OFFICE		6			6
MERCY HEALTH—MUSKEGON		5	1	17%	6
ST LUKES ROOSEVELT LABORATORY		6			6
NEMOURS CHILDREN'S PRIMARY CARE VERO BEACH			6	100%	6
TEXAS MEDCLINIC			6	100%	6
INTERNAL MEDICINE SPECIALIST		5	1	17%	6
DEBARY HEALTH AND REHABILITATION CENTER		6			6
CARENOW URGENT CARE-SOUTHLAKE			6	100%	6
BAYCARE MEDICAL GROUP INC			6	100%	6
LIFE'S SPECIAL MOMENTS INC		6			6
IRL MARKET LAB			6	100%	6
WILDLIGHT LAB			6	100%	6
PASSPORT HEALTH			6	100%	6
HORIZON MEDICAL GROUP		5	1	17%	6
BAYCARE ALLIANT HOSPITAL			6	100%	6
CVS PHARMACY #8800		5	1	17%	6
TENNESSEE DEPARTMENT OF HEALTH (TDH) - CENTRAL LABORATORY			6	100%	6
THOMAS JEFFERSON UNIVERSITY HOSPITAL		4	2	33%	6
Surrey Place Healthcare and Rehabilitation		6			6
BETH ISRAEL DEACONESS MEDICAL CENTER			6	100%	6
INN AT ASTON GARDENS AT PELICAN POINTE,THE		6			6
PATHGROUP LABS, LLC		4	2	33%	6
LUXOR SCIENTIFIC LLC			6	100%	6
ARLINGTON OF NAPLES		6			6
BIOTECH			6	100%	6
RIVERVIEW REGIONAL MEDICAL CENTER		6			6

# COVID-19: testing by laboratory

Data through Dec 11, 2020 verified as of Dec 12, 2020 at 09:25 AM

Data in this report are provisional and subject to change.

The numbers in the table below represent the number of Florida and non-Florida residents for whom test results were received by the Department of Health. A person can be tested by more than one laboratory and can have both positive and negative results. **Therefore, the sum of the numbers in each column will be larger than the total number of people tested.**

Reporting lab	Inconclusive	Negative	Positive	Percent positive	Total
SONATA BOYNTON BEACH		5	1	17%	6
ILLINOIS DEPT OF PUBLIC HEALTH LAB - SPRINGFIELD			6	100%	6
HOSPICE OF THE TREASURE COAST		5	1	17%	6
FLORIDA MEDICAL SPECIALISTS		2	4	67%	6
CRESTVIEW URGENT CARE			6	100%	6
BAYA URGENT CARE LLC		1	5	83%	6
UNILAB		2	4	67%	6
IU HEALTH PATHOLOGY		1	5	83%	6
NEW YORK PRESBYTERIAN - LOWER MANHATTAN		6			6
PATHLINE			6	100%	6
MICHELLE S PAGE MD PA		6			6
WATAUGA MEDICAL CENTER		4	2	33%	6
SONORA QUEST LABORATORIES			6	100%	6
MINUTECLINIC DIAGNOSTIC OF NORTH CAROLINA PC		6			6
FLORIDA WOMAN CARE LABORATORY			6	100%	6
TAMIAMI LAB MILLENIUM			6	100%	6
CAPITAL HEALTH PLAN LABORATORIES			6	100%	6
CAREWELL 301 - WARWICK			6	100%	6
BROOKDALE BRANDON		6			6
KINDRED HOSPITAL CENTRAL TAMPA BLOOD GAS		6			6
Northwell Lab		2	4	67%	6
ALBIBI		1	5	83%	6
ROWLETT MIDDLE ACADEMY		5	1	17%	6
NOT INDICATED		1	5	83%	6
ADVENTHEALTH EXPRESS CARE AT			6	100%	6
GRACE REHABILITATION CENTER OF VERO BEACH		4	2	33%	6
SOUTH CAROLINA DEPARTMENT OF HEALTH			6	100%	6
ROYAL CARE OF AVON PARK		5	1	17%	6
THE VILLAGES REGIONAL HOSPITAL FREESTANDING		3	3	50%	6
EXPRESS FAMILY CARE LLC			6	100%	6
TIMBER CREEK PEDIATRICS		6			6
UNION CHD		6			6
MID FLORIDA PATHOLOGY LLC		5	1	17%	6
ADVENTHEALTH MEDICAL GROUP FAMILY MEDICINE		6			6
PUBLIC HEALTH LAB		6			6
MONROE COUNTY HOSPITAL		4	2	33%	6
DOH JACKSONVILLE CENTRAL LABORATORY		3	3	50%	6
PERSONAL PEDIATRICS PA		5	1	17%	6
MISSOURI DEPARTMENT OF HEALTH AND SENIOR SERVICES			6	100%	6
CAMPBELL URGENT CARE			6	100%	6
STUART REHABILITATION AND HEALTHCARE		2	4	67%	6
BOND AND STEELE CLINIC, PA		4	2	33%	6
BOCA VIPEDIATRICS			6	100%	6
JACKSON CLINIC PA,THE		3	3	50%	6
CAPE CORAL URGENT CARE		3	3	50%	6
MAINSTREET FAMILY CARE			6	100%	6
PENN MEDICINE PRINCETON MEDICAL CENTER		6			6

# COVID-19: testing by laboratory

Data through Dec 11, 2020 verified as of Dec 12, 2020 at 09:25 AM

Data in this report are provisional and subject to change.

The numbers in the table below represent the number of Florida and non-Florida residents for whom test results were received by the Department of Health. A person can be tested by more than one laboratory and can have both positive and negative results. **Therefore, the sum of the numbers in each column will be larger than the total number of people tested.**

Reporting lab	Inconclusive	Negative	Positive	Percent positive	Total
ETHOS LABORATORIES		6			6
GENETIC TECHNOLOGICAL INNOVATIONS			6	100%	6
CALHOUN COUNTY HEALTH DEPT		2	4	67%	6
PENINSULA CARE AND REHABILITATION CENTER			6	100%	6
BRADENTON PHYSICIANS MEDICAL CENTER			6	100%	6
AARK LABORATORY		6			6
UNIVERSITY OF CHICAGO MEDICAL CENTER LAB			5	100%	5
FAMILY MEDICINE AT HUNTERS CREEK		5			5
CVS HEALTH, #3396		5			5
INTERNAL MEDICINE SPECIALISTS			5	100%	5
GLEN FALLS HOSPITAL DEPARTMENT OF PATHOLOGY		5			5
FLORIDA ATLANTIC UNIVERSITY		4	1	20%	5
MINUTECLINIC DIAGNOSTIC OF NORTH CAROL		3	2	40%	5
BROOKDALE CLERMONT			5	100%	5
MEDEXPRESS URGENT CARE, MOON TOWNSHIP		5			5
PANCARE HEALTH - VERNON ELEMENTARY			5	100%	5
NEW HAMPSHIRE DEPARTMENT OF HEALTH AND HUMAN SERVICES		3	2	40%	5
MINUTECLINIC DIAGNOSTIC OF PA, LLC (1036)		4	1	20%	5
PEDIATRICS OF ALTAMONTE		5			5
Salerno Bay Health & Rehabilitation Center		5			5
OMNICARE PHARMACY OFTEXAS 1, LP DBA OMNICARE		5			5
LAKEVIEW HEALTH CARE SYSTEMS		1	4	80%	5
COASTAL FAMILY PRACTICE		3	2	40%	5
BREVARD HEALTH ALLIANCE INC, THE			5	100%	5
MEDICAL CENTER OF BLOUNTSTOWN			5	100%	5
BROWARD COUNTY HEALTH DEPT.			5	100%	5
AEL KNOXVILLE			5	100%	5
FLORIDA HOSPITAL APOPKA		4	1	20%	5
COMMUNITY MEDICAL CARE CENTER INC			5	100%	5
MONTEFIORE MEDICAL CENTER LABORATORIES - WEILER		4	1	20%	5
THE UNIVERSITY OF VERMONT MEDICAL CENTER		4	1	20%	5
CHILDREN'S HOSPITAL OF PHILADELPHIA		5			5
BROOKDALE CANOPY OAKS			5	100%	5
ASCENSION ST VINCENT'S CLAY COUNTY			5	100%	5
HILLSBOROUGH COUNTY HEALTH DEPARTMENT			5	100%	5
ST CHARLES HOSPITAL LABORATORY		5			5
ELLIS HOSPITAL LABORATORY		5			5
BAPTIST HEALTH - TOWN CENTER			5	100%	5
VETERANS AFFAIRS ORLANDO VA MEDICAL CENTER			5	100%	5
BAYSHORE LABORATORY		4	1	20%	5
MINUTECLINIC DIAGNOSTIC OF PENNSYLVANIA, LLD #1545		5			5
EXPRESS DOCS LLC			5	100%	5
VASCONCELLO COHEN MD PA		4	1	20%	5
PRECISION LABS LLC		2	3	60%	5
JOE DIMAGGIO CHILDREN'S HOSPITAL		1	4	80%	5
UPMC HEALTH SYSTEM		4	1	20%	5
ST JOSEPH WOMENS HOSPITAL			5	100%	5



# COVID-19: testing by laboratory

Data through Dec 11, 2020 verified as of Dec 12, 2020 at 09:25 AM

Data in this report are provisional and subject to change.

The numbers in the table below represent the number of Florida and non-Florida residents for whom test results were received by the Department of Health. A person can be tested by more than one laboratory and can have both positive and negative results. **Therefore, the sum of the numbers in each column will be larger than the total number of people tested.**

Reporting lab	Inconclusive	Negative	Positive	Percent positive	Total
BROOKDALE PADDOCK HILLS		5			5
FLORIDA DEPARTMENT OF HEALTH IN MONROE COUNTY		2	3	60%	5
CLEVELAND CLINIC MARTIN HEALTH NURSING & RESTORATIVE		5			5
CENTREX CLINICAL LABS INC		5			5
OPTUM SILVER LAKES			5	100%	5
NOVANT HEALTH UVA		2	3	60%	5
COOPER HOSPITAL/UNIVERSITY MEDICAL		5			5
ASHTON PLACE		5			5
GOOD SAMARITAN SOCIETY OF DAYTONA		5			5
CVS MINUTE CLINIC DIAGNOSTIC MED GRP OF CA		5			5
TANNER MEDICAL CENTER EAST AL		5			5
BEACH HOUSE		5			5
Jupiter Medical Center Pavilion		4	1	20%	5
AZALEA HEALTH		2	3	60%	5
FLORIDA HOSPITAL LAKE MARY		5			5
MAXHEALTH		4	1	20%	5
GUTHRIE MEDICAL GROUP LABORATORIES		5			5
THE CLINIC PREMISE HEALTH			5	100%	5
ST VINCENT'S CHILTON		4	1	20%	5
BAY STREET PHARMACY☐		5			5
WALTON PLACE		5			5
URGENT CARE OF LONGWOOD			5	100%	5
CHAMPLAIN VALLEY PHYSICIANS HOSPITAL		3	2	40%	5
WELLMED AT LAKE COPELAND		2	3	60%	5
MC DIAGNOSTIC OF CONNECTICUT, PC #1960		5			5
FINLAY		1	4	80%	5
NELSON BIOLOGICAL			5	100%	5
WESTMINSTER SHORES			5	100%	5
MANATEE PEDIATRICS			5	100%	5
FREEDOM SQUARE NURSING CENTER☐			5	100%	5
MOUNT SINAI BROOKLYN LABORATORY		4	1	20%	5
CONCENTRA			5	100%	5
WADSWORTH CENTER - DAVID AXELROD INSTITUTE		5			5
MONTEFIORE MEDICAL CENTER LABORATORIES - NORTH		5			5
MANATEE COUNTY JAIL		4	1	20%	5
RIVER CITY PRIMARY AND URGENT CARE			5	100%	5
COMMUNITY HEALTH OF SOUTH FLORIDA			5	100%	5
NIGHT OWL PEDIATRICS URGENT CARE			5	100%	5
ENT AND ALLERGY ASSOCIATES OF FLORIDA LLC		5			5
ST JOHNS BIOMEDICAL LAB		5			5
LABCORP UNSPECIFIED		5			5
NORTHPORT MEDICAL CENTER LAB		5			5
SARASOTA - ROBERT L TAYLOR COMMUNITY CENTER☐			5	100%	5
MEDEXPRESS URGENT CARE - BENTON HARBOR		5			5
WOODHULL MEDICAL AND MENTAL HEALTH CTR		5			5
EL PARAISO HOME INC		5			5
Wesley Place on Honeysuckle		5			5

# COVID-19: testing by laboratory

Data through Dec 11, 2020 verified as of Dec 12, 2020 at 09:25 AM

Data in this report are provisional and subject to change.

The numbers in the table below represent the number of Florida and non-Florida residents for whom test results were received by the Department of Health. A person can be tested by more than one laboratory and can have both positive and negative results. **Therefore, the sum of the numbers in each column will be larger than the total number of people tested.**

Reporting lab	Inconclusive	Negative	Positive	Percent positive	Total
Florida Clinical Laboratory		1	4	80%	5
HAWKINS FAMILY MEDICINE LLC		4	1	20%	5
CLEARWATER PEDIATRIC CARE		1	4	80%	5
DOCS URGENT CARE		1	4	80%	5
NORTH FLORIDA PEDIATRICS JASPER			5	100%	5
HEALTHPARK MEDICAL CENTER ABG LAB		5			5
UT SOUTHWESTERN MEDICAL CENTER			5	100%	5
LAKE NONA PEDIATRICS IN ASSOCIATION WITH NEMOURS		5			5
ORMOND MEDICAL ARTS		3	2	40%	5
GRAND VILLA OF ALTAMONTE SPRINGS			5	100%	5
BEACON AT GULF BREEZE, THE		5			5
CHILDREN'S HEALTHCARE OF ATLANTA/EGLESTON		5			5
MAIMONIDES MEDICAL CENTER		4	1	20%	5
MEADOWCREST FAMILY PHYSICIANS PA			5	100%	5
PARAMOUNT WALK-IN CLINIC		1	4	80%	5
LAKELAND HILLS CENTER		2	3	60%	5
FORT HAMILTON URGENT CARE		5			5
CENTRA CARE POINCIANA			5	100%	5
PEDIATRIC URGENT HEALTH CARE			5	100%	5
ADVENT HEALTH - DELTONA ER		1	4	80%	5
VERMONT DEPARTMENT OF HEALTH		1	4	80%	5
FAMILY MEDICINE OF WESTON LLC			5	100%	5
FOUNTAINVIEW BY FIVE STAR QUALITY CARE		4	1	20%	5
CITRUS COUNTY HEALTH DEPARTMENT		4	1	20%	5
BERNHARDT LABORATORIES		3	2	40%	5
PRECISION DIAGNOSTICS INC - NJ		5			5
GENTIVA HEALTH SERVICES		5			5
INDIAN RIVER PRIMARY CARE PA		5			5
PARRISH HEALTH CENTER		5			5
XRL SXF REF LAB		5			5
CLEVELAND TENNESSEE HOSPITAL COMPANY		5			5
Ocala Health and Rehabilitation Center		5			5
PEDIATRICS OF CENTRAL FLORIDA – POINCIANA		3	2	40%	5
KINDRED HOSPITAL - SOUTH FLORIDA		5			5
LORI MCAULIFFE MD PA			5	100%	5
DESOTO HEALTH AND REHAB LLC		3	2	40%	5
WAKEMED		1	4	80%	5
BETHESDA COMMUNITY HEALTH CENTER			5	100%	5
NORTHERN DUTCHESS HOSPITAL LABORATORY		5			5
FRANCES WARDE MEDICAL LABORATORY		2	3	60%	5
GULF COAST VETERANS HCS PANAMA CITY OPC		5			5
MINIMALLY INVASIVE VASCULAR INC		5			5
FOUNTAINS OF HOPE LLC, THE		5			5
Army Residence Community		5			5
MIAMI BEACH COMMUNITY HEALTH CENTER INC			5	100%	5
ROSS MEDICAL GROUP			5	100%	5
The Care Center at Pinellas Park		5			5

# COVID-19: testing by laboratory

Data through Dec 11, 2020 verified as of Dec 12, 2020 at 09:25 AM

Data in this report are provisional and subject to change.

The numbers in the table below represent the number of Florida and non-Florida residents for whom test results were received by the Department of Health. A person can be tested by more than one laboratory and can have both positive and negative results. **Therefore, the sum of the numbers in each column will be larger than the total number of people tested.**

Reporting lab	Inconclusive	Negative	Positive	Percent positive	Total
SOUTHERN OCEAN MEDICAL CENTER		5			5
FLORIDA DEPARTMENT OF HEALTH - INVERNESS		3	2	40%	5
MIAMI COMPREHENSIVE MEDICINE GROUP PA		4	1	20%	5
DEPARTMENT OF HEALTH AND HUMAN SERVICES LANSING			5	100%	5
CRESTWOOD MEDICAL CENTER		4	1	20%	5
WEST PACIFIC MEDICAL LABORATORY			5	100%	5
YAZJI PEDIATRIC CARE LLC DBA TUKA PEDIATRICS			4	100%	4
MARSHALL MEDICAL CENTER SOUTH LAB		3	1	25%	4
ACCENT PHYSICIAN SPECIALISTS PA		4			4
DOTHAN PEDIATRIC CLINIC			4	100%	4
EGL GENETICS DIAGNOSTICS			4	100%	4
WESLEY CHAPEL INTERNAL MEDICINE AND PEDIATRICS			4	100%	4
THE DOCTORS CENTER HEALTHCARE-SOUTHSIDE		1	3	75%	4
PALM BEACH CANCER INSTITUTE			4	100%	4
DYNACARE LABORATORIES			4	100%	4
GENEVA GENERAL HOSPITAL LABORATORY		3	1	25%	4
MEDEXPRESS URGENT CARE-DUBOIS		4			4
PRL NYC PANDEMIC RESPONSE LAB			4	100%	4
Sunset Lake Health and Rehabilitation Center		4			4
LONG ISLAND JEWISH FOREST HILLS HOSPITAL		4			4
SOUTHEASTERN REGIONAL MEDICAL CENTER			4	100%	4
WEST COAST FAMILY MEDICAL CARE			4	100%	4
GENUS DIAGNOSTICS			4	100%	4
CVS MINUTE CLINIC DIAGNOSTIC OF TEXAS, LLC		4			4
CHILDREN'S MEDICAL GROUP		4			4
BIOTEST PLASMA CENTER		4			4
NEWPATH DIAGNOSTICS		4			4
MD ANDERSON			4	100%	4
ORCHID COVE		2	2	50%	4
URGENT TEAM - MUSCLE SHOALS		4			4
FLORIDA HEART AND VASCULAR			4	100%	4
UNILAB OF DADE INC			4	100%	4
UW MEDICINE VIROLOGY LAB			4	100%	4
MINUTECLINIC, LLC, DBA MINUTECLINIC #6106		3	1	25%	4
FHCP – ORMOND BEACH			4	100%	4
COMPUNET CLINICAL LAB			4	100%	4
VITAL CARE URGENT CARE			4	100%	4
BOCA SIMON LAB		1	3	75%	4
MARION PEDIATRICS PA		4			4
RED MOUNTAIN DIAGNOSTICS		4			4
CARL R DARNALL ARMY MEDICAL CENTER			4	100%	4
REHABILITATION CENTER OF WINTER PARK,THE			4	100%	4
MED LABS DIAGNOSTICS		3	1	25%	4
FLORIDA MEDICAL CLINIC - MULTI SPECIALTY CAMPUS		1	3	75%	4
PM PEDIATRICS OF SELDEN		3	1	25%	4
PEACEHEALTH LABORATORIES		3	1	25%	4
WYOMING PUBLIC HEALTH LAB			4	100%	4

# COVID-19: testing by laboratory

Data through Dec 11, 2020 verified as of Dec 12, 2020 at 09:25 AM

Data in this report are provisional and subject to change.

The numbers in the table below represent the number of Florida and non-Florida residents for whom test results were received by the Department of Health. A person can be tested by more than one laboratory and can have both positive and negative results. **Therefore, the sum of the numbers in each column will be larger than the total number of people tested.**

Reporting lab	Inconclusive	Negative	Positive	Percent positive	Total
EAST BANK HOSPITAL - UNIVERSITY OF MINNESOTA MEDICAL CENTER			4	100%	4
BAPTIST PRIMARY BLACK CREEK SOUTH			4	100%	4
AHC Decatur County		4			4
Walker BaptistMedCtr		3	1	25%	4
LIGHTHOUSE PEDIATRICS OF NAPLES		2	2	50%	4
APEX HOME HEALTH CARE		4			4
ADVENT HEALTH - TUSKAWILLA		4			4
GREENVILLE MEMORIAL HOSPITAL LAB			4	100%	4
PALM HARBOR DERMATOLOGY		4			4
CURATIVE CARE CENTER INC		1	3	75%	4
SOUTHEASTERN PEDIATRIC ASSOCIATES			4	100%	4
SIGNATURE CARE EMERGENCY CENTER		2	2	50%	4
PHYSICIANS IMMEDIATE CARE AURORA			4	100%	4
GNT ASSOCIATES		3	1	25%	4
PEDIATRIC HEALTHCARE ALLIANCE			4	100%	4
PANCARE HEALTH YOUNGSTOWN			4	100%	4
ACCESS PHARMACY		4			4
DAVITA DIALYSIS		4			4
SOUTHWESTERN REGIONAL MEDICAL CENTER - TULSA		4			4
LADY LAKE SPECIALTY CARE			4	100%	4
CARENOW URGENT CARE-GREEN HILLS		4			4
SHARP MEMORIAL HOSPITAL MICROBIOLOGY DEPT			4	100%	4
MARION AND BERNARD L SAMSON NURSING CENTER			4	100%	4
PACIFICA SENIOR LIVING OCALA		4			4
COMPREHENSIVE CLINICAL RESEARCH, LLC			4	100%	4
VRL LABORATORIES			4	100%	4
CAPTAIN JAMES A. LOVELL FEDERAL HEALTHCARE CENTER			4	100%	4
THE PLAZA AT PARKSQUARE		4			4
AVALON PARK RETIREMENT RESIDENCE		4			4
GEORGE SAFRAN MD PC		4			4
CARE HERE			4	100%	4
URGENT MEDICAL CENTER INC		2	2	50%	4
FAMILY MEDICAL CARE OF PALM BEACH			4	100%	4
INTERMARKET FACILITY			4	100%	4
FLORIDA HOSPITAL ALTAMONTE		2	2	50%	4
PASSPORT HEALTH OF TAMPA BAY		4			4
PERDIDO URGENT CARE			4	100%	4
INFECTION CONTROL/ EMPHEALTH		3	1	25%	4
URGENT CARE CENTER AT PINNACLE		4			4
STEWART MELBOURNE HOSPITAL			4	100%	4
CLERMONT URGENT CARE			4	100%	4
BARTON MEMORIAL HOSPITAL		3	1	25%	4
AHEC CLINIC		1	3	75%	4
NOVARI CARE LLC		3	1	25%	4
MAILBOX DIAGNOSTICS		2	2	50%	4
WALK IN URGENT CARE			4	100%	4
OMNICARE PHARMACY OF TEXAS 1		4			4

# COVID-19: testing by laboratory

Data through Dec 11, 2020 verified as of Dec 12, 2020 at 09:25 AM

Data in this report are provisional and subject to change.

The numbers in the table below represent the number of Florida and non-Florida residents for whom test results were received by the Department of Health. A person can be tested by more than one laboratory and can have both positive and negative results. **Therefore, the sum of the numbers in each column will be larger than the total number of people tested.**

Reporting lab	Inconclusive	Negative	Positive	Percent positive	Total
SONIC REFERENCE LABORATORY			4	100%	4
ASSISTED LIVING OF BROWARD		4			4
MIAMI CANCER INSTITUTE			4	100%	4
UF HEALTH			4	100%	4
Westminster Manor		3	1	25%	4
CONCENTRA URGENT CARE		1	3	75%	4
CAPE COD HOSPITAL			4	100%	4
MCR HEALTH LAWTON CHILES ADMINISTRATION STE A		1	3	75%	4
SUPERIOR RESIDENCES AT CALA HILLS		4			4
CELAL GUROL ERBAY, MD			4	100%	4
MEMORIAL HEALTH CARE SYSTEMS			4	100%	4
NAVARRE GARDENS		4			4
MEDICAL CENTER AT OCEAN REEF		1	3	75%	4
CAREWELL 202			4	100%	4
PLANT CITY PEDIATRICS		4			4
DIAGNOSTECHS		4			4
FISHERMEN'S HOSPITAL			4	100%	4
BARBARA O'REILLY MD PA		4			4
RAINBOW PEDIATRIC CENTER PA		3	1	25%	4
UNIVERSITY OF MIAMI MILLER SCHOOL OF MEDICINE			4	100%	4
DTR LABS		3	1	25%	4
COPELAND MEDICAL CLINIC		3	1	25%	4
MEDEXPRESS URGENT CARE - TIMBERLAKE		4			4
DALLAS COUNTY HEALTH AND HUMAN SERVICES			4	100%	4
PALM BEACH COUNTY HEALTH DEPARTMENT LABORATORY			4	100%	4
PREMIER MEDICAL ASSOCIATES		4			4
JACKSON COUNTY HEALTH DEPARTMENT			4	100%	4
BENEVA LAKES HEALTHCARE & REHAB CENTER			4	100%	4
CARLOS PORTU MD, PLLC			4	100%	4
OSWEGO HOSPITAL LABORATORY		4			4
West Gate Village, LLC		4			4
FCHC (OB)-DARWIN SQUARE CTR.			4	100%	4
OKLAHOMA STATE UNIVERSITY DIAGNOSTIC LAB			4	100%	4
MEDEXPRESS URGENT CARE - CULPEPER		4			4
CVS MINUTE CLINIC DIAGNOSTIC OF TEXAS,LLC		3	1	25%	4
SONATA DELRAY BEACH		3	1	25%	4
AVOW HOSPICE INC		4			4
FHMG_FM AND IM AVALON PARK		1	3	75%	4
INSPIRED LIVING AT PALM BAY		4			4
LEON MEDICAL CENTERS, LLC			4	100%	4
REDMED OF CROSSTOWN		1	3	75%	4
UHEALTH UNIVERSITY OF MIAMI			4	100%	4
EXPRESS TESTING-ONE			4	100%	4
ADIRONDACK MEDICAL CENTER		4			4
GRAND VILLA OF CLEARWATER		4			4
MINUTECLINIC, LLC #03965		4			4
PRIMECARE		2	2	50%	4



# COVID-19: testing by laboratory

Data through Dec 11, 2020 verified as of Dec 12, 2020 at 09:25 AM

Data in this report are provisional and subject to change.

The numbers in the table below represent the number of Florida and non-Florida residents for whom test results were received by the Department of Health. A person can be tested by more than one laboratory and can have both positive and negative results. **Therefore, the sum of the numbers in each column will be larger than the total number of people tested.**

Reporting lab	Inconclusive	Negative	Positive	Percent positive	Total
FLORIDA CANCER SPECIALISTS AND RESEARCH		2	2	50%	4
SIGNATURE CARE MONTROSE		2	2	50%	4
ADVENTIST HEALTH SYSTEM FLORIDA DEPT OF HEALTH		3	1	25%	4
MENTAL HEALTH CARE INC		3	1	25%	4
TRIDENT BIOMETRICS		3	1	25%	4
ELITE MEDICAL CENTER			4	100%	4
L3HARRIS FAMILY MEDICAL CENTER			4	100%	4
SENIOR HOME CARE INC		4			4
CARENOW URGENT CARE - WINTER SPRINGS		3	1	25%	4
GARDENS HEALTH NH LLC		4			4
MIRIMUS INC		1	3	75%	4
DEPARTMENT OF HEALTH AND HUMAN SERVICES STATE OF NEW HAMPSHIRE			4	100%	4
PSL NAPLES BH OPERATIONS, LLC		4			4
WATERTOWN URGENT CARE PLLC		4			4
UTAH DEPARTMENT OF HEALTH			4	100%	4
MEDEXPRESS URGENT CARE - ROBINSON TWP, STEUBENVILLE PIKE		4			4
PENNSYLVANIA DEPARTMENT OF HEALTH BUREAU OF LABORATORIES			4	100%	4
KETTERING HEALTH			4	100%	4
ADVENT HEALTH CENTRA CARE - ORANGE LAKE		1	3	75%	4
CELERION			4	100%	4
COVENIENT CARE MEDICAL CLINIC			4	100%	4
Millennium Nursing & Rehab Center		4			4
HOLIDAY MEDICAL ASSOCIATES		1	3	75%	4
HEALTHY MINORS PEDIATRIC URGENT CARE		4			4
LABS PLUS LLC		4			4
COLUMBIA MEMORIAL HOSPITAL LABORATORY		4			4
LANE PEDIATRICS PA			4	100%	4
COLLIER HMA PHYSICIAN MANAGEMENT, LLC			4	100%	4
WEISS PEDIATRIC CARE LLC		3	1	25%	4
ELTINGVILLE CIRCLE URGENT CARE		4			4
BAYLOR ESOTERIC AND MOLECULAR LAB			4	100%	4
PANCARE HEALTH - WEWA ELEMENTARY			4	100%	4
OKLAHOMA STATE DEPARTMENT OF HEALTH-PUBLIC HEALTH LABORATORY			4	100%	4
FIFTH AVENUE PEDIATRICS		3	1	25%	4
KANSAS DEPARTMENT OF HEALTH		2	2	50%	4
RUSH UNIVERSITY MEDICAL CENTER LABORATORY			4	100%	4
SANFORD SOUTH UNIVERSITY		4			4
LEMOYNE COLLEGE WELLNESS CENTER FOR		4			4
HELIX KH UC			4	100%	4
UNION CITY MANOR NURSING CENTER		4			4
Stratford Court of Palm Harbor		4			4
JOSEF SCHENKER MD PC		4			4
MULBERRY CARE CENTER		1	3	75%	4
CITYMD		1	3	75%	4
ATMORE NURSING CENTER		3	1	25%	4
JOHN T MATHER MEMORIAL HOSPITAL LABORATORY		3			3
PALM BEACH CDH - DELRAY BEACH			3	100%	3

# COVID-19: testing by laboratory

Data through Dec 11, 2020 verified as of Dec 12, 2020 at 09:25 AM

Data in this report are provisional and subject to change.

The numbers in the table below represent the number of Florida and non-Florida residents for whom test results were received by the Department of Health. A person can be tested by more than one laboratory and can have both positive and negative results. **Therefore, the sum of the numbers in each column will be larger than the total number of people tested.**

Reporting lab	Inconclusive	Negative	Positive	Percent positive	Total
RHEA MEDICAL CENTER		3			3
FAMILY MEDICINE AT WATERMAN		3			3
IOWA DEPARTMENT OF PUBLIC HEALTH			3	100%	3
WATSON THERAPEUTICS		1	2	67%	3
ESTATES MEDICAL CENTER INC			3	100%	3
SEA LEVEL LABS			3	100%	3
PULSE & REMEDY LLC			3	100%	3
MEDEXPRESS URGENT CARE - MAPLE DRIVE		3			3
MADISON COUNTY HEALTH DEPARTMENT		3			3
MINUTECLINIC DIAGNOSTIC OF NEW JERSEY, LLC # 7069		3			3
PATIENT FIRST - ALLENTOWN			3	100%	3
LIFEHOPE LABS			3	100%	3
MIDDLETOWN MEDICAL P C			3	100%	3
MOULTRIE CREEK NURSING AND REHAB			3	100%	3
TIFTON CARECONNECT URGENT CARE			3	100%	3
CORTLAND REGIONAL MEDICAL CENTER		3			3
SIGNATURE CARE PFLUGERVILLE			3	100%	3
ENTRUST IMMEDIATE CARE			3	100%	3
VIERA PEDIATRICS			3	100%	3
US SPECIALTY LABS			3	100%	3
NORTH SHORE HOSP. INFECTION CONTROL			3	100%	3
MEDEXPRESS URGENT CARE-PITTSFIELD		3			3
UNITY HEALTH AND REHABILITATION CENTER			3	100%	3
ADVENT HEALTH - WESTCHASE ER			3	100%	3
MEDEXPRESS URGENT CARE LEWISBURG		3			3
FLORIDA MEDICAL CL ODOM TPA			3	100%	3
IGENEX INC		3			3
PANCARE HEALTH - ALTHA PUBLIC			3	100%	3
ORLANDO REGIONAL HEALTH SERVICES		1	2	67%	3
NOVANT HEALTH PRESBYTERIAN		2	1	33%	3
BRENTWOOD SENIOR LIVING AT ST PETE			3	100%	3
GYN PATH SERVICES			3	100%	3
REELFOOT FAMILY WALK IN CLINIC		2	1	33%	3
ASSOCIATES MD CYPRESS CREEK			3	100%	3
PPD - IXLAYER		3			3
KEY WEST URGENT CARE, INC		3			3
State Lab Unspecifd			3	100%	3
VAIL VALLEY MEDICAL CENTER			3	100%	3
METHODIST HOSPITAL			3	100%	3
PREMIER FAMILY AND SPORTS MEDICINE		2	1	33%	3
MEDEXPRESS URGENT CARE MARTINSBURG		2	1	33%	3
RELIANT ACUTE CARE			3	100%	3
CAPITAL HEALTH LABORATORY INC			3	100%	3
VICAR'S LANDING NURSING HOME		2	1	33%	3
NOVADX		2	1	33%	3
ADVANCE URGENT CARE CENTER, LLC			3	100%	3
PBSO WEST PALM FAMILY PRACTICE		1	2	67%	3

# COVID-19: testing by laboratory

Data through Dec 11, 2020 verified as of Dec 12, 2020 at 09:25 AM

Data in this report are provisional and subject to change.

The numbers in the table below represent the number of Florida and non-Florida residents for whom test results were received by the Department of Health. A person can be tested by more than one laboratory and can have both positive and negative results. **Therefore, the sum of the numbers in each column will be larger than the total number of people tested.**

Reporting lab	Inconclusive	Negative	Positive	Percent positive	Total
ALLIANCE FOR MULTISPECIALTY RESEARCH		3			3
FLORIDA DEPT OF HEALTH IN BREVARD COUNTY		3			3
LEE CONVENIENT CARE AT SUMMERLIN			3	100%	3
PINELLAS PARK HEALTH CENTER - PINELLAS CHD		1	2	67%	3
MINUTECLINIC DIAGNOSTIC OF NORTH CAROLINA, PC		2	1	33%	3
MINUTECLINIC DIAGNOSTIC OF TEXAS		3			3
ADVENT HEALTH - TIMBERRIDGE ER		2	1	33%	3
PARRISH MEDICAL CENTER-WAIVED TESTING		3			3
PM PEDIATRICS OF SELDEN PLLC		3			3
VILLAGES HEALTH, THE		3			3
GARCIA MORALES NELSON			3	100%	3
CARE ATC - CITY OF BOYNTON BEACH			3	100%	3
UNIVERSITY OF MICHIGAN		2	1	33%	3
GONZALEZ MD AND ASWAD MD HEALTH SERVICES			3	100%	3
MINUTECLINIC, LLC #05038		3			3
LEWIS COUNTY MANOR		3			3
PM PEDIATRICS OF BAYSIDE PLLC		3			3
FLORIDA DEPARTMENT OF HEALTH IN MIAMI DADE COUNTY		2	1	33%	3
PHYSICIANS IMMEDIATE CARE ELGIN			3	100%	3
VIBRANT AMERICA		3			3
FLORIDA MENTOR-POINT WEST CLUSTER		3			3
CTRS			3	100%	3
ADVENT HEALTH EXPRESS		2	1	33%	3
Bardmoor Oaks Healthcare and Rehabilitation Center		3			3
PANIRA HEALTHCARE CLINIC			3	100%	3
THE CLINIC OF PEDIATRICS & GI MEDICINE, INC			3	100%	3
ESTERO FIRE RESCUE		3			3
GENTIVA HEALTH SERVICES CERTIFIED INC		3			3
LEXINGTON MEDICAL CENTER		1	2	67%	3
SPRING LAKE REHABILITATION CENTER			3	100%	3
Bainbridge Health and Rehab		3			3
SCIENTIFIC LABORATORY DIVISION			3	100%	3
BAPTIST PRIMARY CARE, INC.		2	1	33%	3
MEDEXPRESS URGENT CARE - PANTOPS		3			3
WINDSOR OF LAKEWOOD RANCH,THE		3			3
ST BARNABAS HOSPITAL		3			3
WYOMING DEPT OF HEALTH			3	100%	3
FLORIDA LABORATORY ANALYSIS, LLC			3	100%	3
NC STATE LABORATORY OF PUBLIC HEALTH		3			3
MEDEXPRESS URGENT CARE - RICHMOND, NINE MILE RD		3			3
MD NOW URGENT CARE - DELRAY WEST			3	100%	3
WATSON THERAPEUTICS INC			3	100%	3
MEDIC INFUSION PA		3			3
MINUTECLINIC DIAGNOSTIC OF OHIO LLC		2	1	33%	3
PALMS, THE		3			3
VELOCITY CARE			3	100%	3
CGH MEDICAL CENTER			3	100%	3

# COVID-19: testing by laboratory

Data through Dec 11, 2020 verified as of Dec 12, 2020 at 09:25 AM

Data in this report are provisional and subject to change.

The numbers in the table below represent the number of Florida and non-Florida residents for whom test results were received by the Department of Health. A person can be tested by more than one laboratory and can have both positive and negative results. **Therefore, the sum of the numbers in each column will be larger than the total number of people tested.**

Reporting lab	Inconclusive	Negative	Positive	Percent positive	Total
LAHEY CLINIC MEDICAL CENTER			3	100%	3
UCF STUDENT HEALTH SERVICES LABORATORY			3	100%	3
FLORIDA MENTOR		3			3
MEDICAL CENTER ENTERPRISE			3	100%	3
MARYLAND STATE DEPT OF HEALTH	2		1	33%	3
PATHOLOGY REFERENCE LAB LLC			3	100%	3
FLORIDA ENDOSCOPY & SURGERY CTR LLC		3			3
MARION COUNTY FIRE RESCUE		3			3
REGIONAL MEDICAL LAB			3	100%	3
WINDER NURSING INC DBA WINDER HEALTH CARE		3			3
LEE MEMORIAL HEALTH SYSTEM		2	1	33%	3
HILLVIEW LABORATORY			3	100%	3
ELITE PRIMARY CARE OF WAYCROSS			3	100%	3
CROSSVILLE MEDICAL GROUP		1	2	67%	3
THOMAS LANGLEY			3	100%	3
SUNSHINE ASSISTED LIVING		3			3
MIZELL MEMORIAL HOSPITAL			3	100%	3
CENTRAL DUPAGE HOSPITAL			3	100%	3
UT MEMPHIS UNIVERSITY HEALTH SERVICES			3	100%	3
BENSONHURST URGENT CARE		3			3
JOSEF SCHENKER MD PC DBA CENTERS URGENT		2	1	33%	3
DEPARTMENT OF PATHOLOGY ROME MEMORIAL		3			3
BOCA BIOLISTICS LLC			3	100%	3
TARPON SPRINGS PEDIATRICS, LLC			3	100%	3
SOFTLAB			3	100%	3
TENDER CARE ALF		3			3
VIDANT MEDICAL CENTER			3	100%	3
THE LODGE AND REHABILITATION CENTER		3			3
CRESTVIEW IMMEDIATE CARE LL			3	100%	3
XPRESS URGENT CARE LLC		3			3
MINUTECLINIC DIAGNOSTIC OF NORTH CAROLINA PC #7054		3			3
ABSOLUTE HEALTH		3			3
NORTHEAST ALABAMA REGIONAL MEDICAL CENTER		2	1	33%	3
URGENT TEAM - HUNTSVILLE		3			3
MEDEXPRESS URGENT CARE - WILLIAMSPORT		3			3
AVANTE AT MT DORA		1	2	67%	3
URGENT CARE AT LONGWOOD			3	100%	3
CARESPOT-WELLINGTON			3	100%	3
TUFTS MEDICAL CENTER			3	100%	3
ASPEN VALLEY HOSPITAL			3	100%	3
SSM HEALTH ST LOUIS MICROBIOLOGY LABORATORY		1	2	67%	3
NYC PUBLIC HEALTH LABS			3	100%	3
WILLIAM A HINTON STATE LABORATORY INSTITUTE		1	2	67%	3
PALMS WEST HOSPITAL			3	100%	3
BRADENTON PHYSICIAN MEDICAL CENTER			3	100%	3
HELIX LW UC		1	2	67%	3
BAY BREEZE HEALTH AND REHABILITATION CENTER		3			3

# COVID-19: testing by laboratory

Data through Dec 11, 2020 verified as of Dec 12, 2020 at 09:25 AM

Data in this report are provisional and subject to change.

The numbers in the table below represent the number of Florida and non-Florida residents for whom test results were received by the Department of Health. A person can be tested by more than one laboratory and can have both positive and negative results. **Therefore, the sum of the numbers in each column will be larger than the total number of people tested.**

Reporting lab	Inconclusive	Negative	Positive	Percent positive	Total
ADRIANA M CASTRO MD PA		3			3
INTERNAL MEDICINE LIPID AND WELNNESS PRACTICE			3	100%	3
BELLIN HEALTH LAB		1	2	67%	3
MACCLENNY NURSING AND REHAB			3	100%	3
MEDEXPRESS URGENT CARE- MARYLAND		3			3
ASAP LABS LLC			3	100%	3
FLORIDA HEALTH CARE PLANS STIRLING CENTER			3	100%	3
FLORIDA CLINICAL LABORATORY - BIOREFERENCE LABORATORIES		2	1	33%	3
MPG JACKSONVILLE ATLANTIC BLVD		1	2	67%	3
PUTNAM HOSPITAL CENTER LABORATORY		3			3
FLO-MEDILAB SERVICES LLC			3	100%	3
ST LUKES HOSPITAL LABORATORY		2	1	33%	3
THONOTOSASSA COMMUNITY HEALTH CENTER			3	100%	3
FAMILY CARE			3	100%	3
LAFAYETTE NURSING AND REHAB			3	100%	3
CARE ONE PRIMARY CARE			3	100%	3
CHARLOTTE CHD PORT CHARLOTTE		2	1	33%	3
CDRX INFUSION			3	100%	3
PRISMA HEALTH MIDLANDS			3	100%	3
MONTANA DEPARTMENT OF PUBLIC HEALTH & HUMAN SERVICES			3	100%	3
MEDICAL CENTER OF THE ROCKIES			3	100%	3
QUINTON MEMORIAL HEALTH CARE CENTER		3			3
MEDICAL CENTER AFFILIATES WEST PALM			3	100%	3
COVENANT PEDIATRICS		1	2	67%	3
NORTH BEACH REHABILITATION CENTER		2	1	33%	3
RAPID CITY RUGENT CARE			3	100%	3
NEMOURS CHILDREN'S URGENT CARE			3	100%	3
NORTHWEST FLORIDA CLINICAL LAB		1	2	67%	3
EAST HILL MEDICAL GROUP		2	1	33%	3
CITIZENS BAPTIST MEDICAL CENTERS LAB		3			3
TERRACE OF ST CLOUD, THE		2	1	33%	3
MEDFUSION		2	1	33%	3
MID FLORIDA CLINICAL LABORATORY		2	1	33%	3
NORTH NAPLES HOSPITAL RESPIRATORY THERAPY DEPARTMENT			3	100%	3
TERENCE B MITCHELL MD, INC			3	100%	3
PRORENATA LABS		1	2	67%	3
NEMOURS CHILDRENS PRIMARY CARE MAITLAND			3	100%	3
MEDICAL UNIVERSITY SC HOSPITAL			3	100%	3
NORTHSIDE HOSPITAL		2	1	33%	3
COURTYARD GARDENS OF JUPITER		3			3
ST VINCENT'S ST CLAIR		2	1	33%	3
CULLMAN REGIONAL URGENT CARE		2	1	33%	3
NORTH DAKOTA DEPT OF HEALTH MICROBIOLOGY		1	2	67%	3
DEACONESS HOSPITAL			3	100%	3
QUATRACOR PLLC		3			3
PREMIER CLINICAL RESEARCH INSTITUTE INC			3	100%	3
ACCESS HEALTH CARE		2	1	33%	3



# COVID-19: testing by laboratory

Data through Dec 11, 2020 verified as of Dec 12, 2020 at 09:25 AM

Data in this report are provisional and subject to change.

The numbers in the table below represent the number of Florida and non-Florida residents for whom test results were received by the Department of Health. A person can be tested by more than one laboratory and can have both positive and negative results. **Therefore, the sum of the numbers in each column will be larger than the total number of people tested.**

Reporting lab	Inconclusive	Negative	Positive	Percent positive	Total
YORKVILLE PEDIATRIC URGENT CARE		3			3
ANN STORCK CENTER INC		3			3
SANDGATE GARDENS REHAB & NURSING CENTER		2	1	33%	3
BEEBE MEDICAL CENTER LABORATORY		3			3
OPENTRONS PRL		2	1	33%	3
ST JUDE LABORATORIES		1	2	67%	3
PUBLIC HEALTH TRUST OF MIAMI DADE COUNTY			3	100%	3
GRACE WELLNESS CENTER		2	1	33%	3
ADVANCED PEDIATRICS OF BOCA LLC			3	100%	3
NCHMD INC			3	100%	3
MEDEXPRESS URGENT CARE - BEECH GROVE		3			3
DACH MAIN LAB			3	100%	3
MUNSON MEDICAL CENTER			3	100%	3
TARRANT COUNTY PUBLIC HEALTH		3			3
LEESBURG COMMUNITY HEALTH CENTERS			3	100%	3
Fouraker Hills Rehab and Nursing			3	100%	3
KENILWORTH CARE & REHABILITATION CENTER			3	100%	3
BETH ISRAEL MEDICAL CENTER LABS		3			3
BAPTIST HEALTH MEDICAL CENTER			3	100%	3
MEDEXPRESS URGENT CARE - WINCHESTER GATEWAY		3			3
NORTH BROWARD HOSPITAL DISTRICT HEALTHCARE FOR THE HOMELESS			3	100%	3
HEALTHCARE NETWORK OF SOUTHWEST FLORIDA			3	100%	3
HAWTHORNE INN OF LAKELAND		3			3
CAREWELL URGENT CARE			3	100%	3
AVANTE INVERNESS		1	2	67%	3
BAPTIST OUTPATIENT SERVICES			3	100%	3
BIG BEND HOSPICE INC		3			3
BARONESS ERLANGER HOSPITAL		3			3
GULFSIDE HOSPICE INC			3	100%	3
ADVENTHEALTH NEW SMYRNA BEACH COMMUNITY HEALTH			3	100%	3
ADVENTHEALTH MEDICAL GROUP PEDIATRICS AT		2	1	33%	3
URGENT CARE - OCONEE		2	1	33%	3
NEWSTAR MEDICAL LABORATORIES		3			3
GROVES CENTER			3	100%	3
EXETER HOSPITAL		3			3
FLORENCE - HUNTSVILLE HOSPITAL URGENT CARE		2	1	33%	3
YORK HOSPITAL - LABORATORY			3	100%	3
CAMPAZZI CONCIERGE MEDICAL SERVICES		2	1	33%	3
GREATER MOBILE URGENT CARE – SPRINGHILL			3	100%	3
COMMUNITY MEDICAL AND DENTAL CARE INC		3			3
SENTARA NORFOLK GENERAL HOSPITAL CENTRAL LAB			3	100%	3
MICHIGAN HEALTH CLINIC LABORATORIES		2	1	33%	3
MAYO		1	2	67%	3
CONSULATE HEATH CARE AT WEST ALTAMONTE			3	100%	3
DANIEL M LIBBY MD PLLC		3			3
Calusa Harbour			3	100%	3
DOCTORS MEDICAL CENTER OF WALTON COUNTY CLINIC			3	100%	3

# COVID-19: testing by laboratory

Data through Dec 11, 2020 verified as of Dec 12, 2020 at 09:25 AM

Data in this report are provisional and subject to change.

The numbers in the table below represent the number of Florida and non-Florida residents for whom test results were received by the Department of Health. A person can be tested by more than one laboratory and can have both positive and negative results. **Therefore, the sum of the numbers in each column will be larger than the total number of people tested.**

Reporting lab	Inconclusive	Negative	Positive	Percent positive	Total
Enterprise Health and Rehabilitation Center		3			3
BOROPARK URGENT CARE		3			3
ACE BIOMEDICAL LABS LLC			3	100%	3
SEMINOLE FAMILY HEALTH CENTER		3			3
ORLANDO FAMILY MEDICAL INC		3			3
MEDEXPRESS URGENT CARE - MONROE		3			3
MONTANA PUBLIC HEALTH LAB			3	100%	3
Sunrise Health and Rehabilitation Center			3	100%	3
ONslow MEMORIAL HOSPITAL LABORATORY		3			3
Nashville Central Laboratory		3			3
TAMPA		1	2	67%	3
ADVENTHEALTH MEDICAL GROUP PEDIATRIC & ADOLESCENT		3			3
PEDIATRICS BY THE SEA JOG RD OFFICE			3	100%	3
URGENT DOC - URGENT CARE CLINIC			3	100%	3
FAMILY CARE PARTNERS URGENT CARE LLC		1	2	67%	3
JEFFERSON COUNTY HEALTH DEPARTMENT-MONTICELLO		2	1	33%	3
INDIANA STATE DEPARTMENT OF HEALTH		1	2	67%	3
NIGHT LITE PEDIATRICS CENTER		1	2	67%	3
ERIE COUNTY PUBLIC HEALTH CLINICAL		3			3
HELIX MEDICAL CENTERS		1	2	67%	3
KISSIMMEE URGENT CARE		3			3
BETTERMED URGENT CARE			3	100%	3
TNC WALK IN CLINIC		1	2	67%	3
SANFORD MOBILE LAB			3	100%	3
NORTH SHORE HEMATOLOGY-ONCOLOGY ASSOCIATES, PC		3			3
NORTHERN LIGHT LABORATORY		1	2	67%	3
VIRGINIA DIVISION OF CONSOLIDATED LABORATORIES			3	100%	3
ALLIANCE LABS @LRMC			3	100%	3
FLORIDA MEDICAL CLINIC IM MLK		3			3
CVS MINUTE CLINIC, LLC #22		2	1	33%	3
JACKSON SOUTH COMMUNITY HOSPITAL LAB			3	100%	3
BIRMINGHAM VAMC		1	2	67%	3
LOYOLA UNIVERSITY MEDICAL CENTER LABORATORY			3	100%	3
ALABAMA DEPARTMENT OF PUBLIC HEALTH		1	2	67%	3
MARSHFIELD LABORATORIES			3	100%	3
TRUE HEALTH – LAKE UNDERHILL		3			3
PRIMARY CARE MEDICINE		2	1	33%	3
VALDOSTA FAMILY MEDICINE			3	100%	3
CVS MINUTE CLINIC DIAGNOSTIC OF TEXAS LLC		3			3
MEDEXPRESS URGENT CARE - SEMINOLE SQUA		3			3
PR HEALTH			3	100%	3
ILLINOIS DEPARTMENT OF PUBLIC HEALTH			3	100%	3
BOLING, STEPHANIE		3			3
MANORCARE NURSING & REHABILITATION CENTER-NAPLES		3			3
UNC HOSPITAL/MCLENDON CLINICAL LABORATORIES			3	100%	3
CONSOLIDATED LABORATORY SERVICES			3	100%	3
HARBOUR'S EDGE		2	1	33%	3

# COVID-19: testing by laboratory

Data through Dec 11, 2020 verified as of Dec 12, 2020 at 09:25 AM

Data in this report are provisional and subject to change.

The numbers in the table below represent the number of Florida and non-Florida residents for whom test results were received by the Department of Health. A person can be tested by more than one laboratory and can have both positive and negative results. **Therefore, the sum of the numbers in each column will be larger than the total number of people tested.**

Reporting lab	Inconclusive	Negative	Positive	Percent positive	Total
CORTLAND COUNTY HEALTH DEPARTMENT		3			3
DICKSON MEDICAL ASSOCIATES PC PATH LAB		3			3
LA MER NH LLC			3	100%	3
SJH			3	100%	3
HIALEAH SHORES NURSING AND		2	1	33%	3
SURETOX LABORATORY LLC		2	1	33%	3
FLORIDA CANCER SPECIALISTS & RESEARCH INSTITUTE		2	1	33%	3
EASTLAKE MEDICAL CENTER		2			2
OUR LADY OF THE LAKE REGIONAL MEDICAL CENTER			2	100%	2
SACRED HEART HOSPITAL ON THE EMERALD			2	100%	2
ST. JOSEPH REGIONAL MEDICAL CENTER			2	100%	2
FELICIDAD MEDICAL CENTER INC			2	100%	2
WHOLE CHILD PEDIATRICS			2	100%	2
URGENT MED INC		1	1	50%	2
CULLMAN REGIONAL MEDICAL CENTER		2			2
GINKGO-IXLAYER		2			2
MINUTE-CLINIC DIAGNOSTIC OF VIRGINIA, LLC #794		2			2
UT AUSTIN UNIVERSITY HEALTH SERVICES			2	100%	2
CERTIVIA LABORATORIES			2	100%	2
ADVANCED URGENT CARE CENTER OF THE UPPER KEYS			2	100%	2
BHA CENTRAL COUNTY CLINIC			2	100%	2
BAY REGIONAL URGENT CARE		1	1	50%	2
Good Samaritan Society-Blackduck		1	1	50%	2
East Bay Rehabilitation Center			2	100%	2
MEDEXPRESS URGENT CARE - SUMMERSVILLE, WEBSTER RD		2			2
REHABILITATION CENTER AT JUPITER GARDENS		2			2
CARE 365			2	100%	2
APC PEDIATRICS			2	100%	2
MAIN STREET MEDICAL CENTER OF CRESTVIEW PA			2	100%	2
ROAN DRUG COMPANY LLC		2			2
FLORIDA MEDICAL CLINIC RADIOLOGY DALE MABRY		2			2
PENSACOLA PEDIATRICS MILTON			2	100%	2
COMMONWEALTH OF MASSACHUSETTS			2	100%	2
UNIVERSITY OF MARYLAND MEDICAL CENTER			2	100%	2
PINARD HOME HEALTH SERVICES INC			2	100%	2
JOHNNIE RUTH CLARKE LAB			2	100%	2
VIRGINIA DEPT OF HEALTH OFFICE OF EPIDEMIOLOGY			2	100%	2
CORAL REEF NURSING & REHABILITATION CENTER		2			2
SYLVAN NURSING			2	100%	2
MINUTECLINIC DIAGNOSTIC OF NEW JERSEY		2			2
RIO PINAR HEALTH CARE			2	100%	2
DALLAS MEDICAL CENTER			2	100%	2
CONEMAUGH MEMORIAL MEDICAL CENTER		2			2
PRECISION DIAGNOSTIC INC		2			2
LILY PHARMACY		2			2
GRAND VILLA OF MELBOURNE			2	100%	2
Cleveland Clinic Weston			2	100%	2

# COVID-19: testing by laboratory

Data through Dec 11, 2020 verified as of Dec 12, 2020 at 09:25 AM

Data in this report are provisional and subject to change.

The numbers in the table below represent the number of Florida and non-Florida residents for whom test results were received by the Department of Health. A person can be tested by more than one laboratory and can have both positive and negative results. **Therefore, the sum of the numbers in each column will be larger than the total number of people tested.**

Reporting lab	Inconclusive	Negative	Positive	Percent positive	Total
MINUTECLINIC, LLC #05814		2			2
Baldwin Pediatrix		2			2
ADVANCED URGENT CARE LLC			2	100%	2
THE LITTLE CLINIC			2	100%	2
OHIO DEPARTMENT OF HEALTH			2	100%	2
SMOKY MOUNTAIN URGENT CARE AND FAMILY MEDICINE CENTER			2	100%	2
BETHESDA HEALTH URGENT CARE			2	100%	2
CARENOW-LEBANON		1	1	50%	2
LOWELL GENERAL HOSPITAL			2	100%	2
THE VILLAGES HEALTH			2	100%	2
Alden Terrace of McHenry			2	100%	2
NURSING PLUS OF BROWARD LLC		1	1	50%	2
ADVENTHEALTH MEDICAL GROUP FAMILY & INTERNAL		1	1	50%	2
DELCARE PA			2	100%	2
TMH EC NORTHEAST LABORATORY			2	100%	2
ALOHA HOME CARE LLC DBA ACCENTCARE HOME HEALTH OF		2			2
ORLANDO LUTHERAN TOWERS		1	1	50%	2
NORTON IMMEDIATE CARE CENTER - PRESTON			2	100%	2
RUSSELL MEDICAL CENTER		2			2
Avanti Wellness and Rehab			2	100%	2
NEMOURS CHILDREN'S PRIMARY CARE THE VILLAGES		2			2
GULF COAST PEDIATRICS OF SARASOTA PA		1	1	50%	2
HEART OF FLORIDA HEALTH CENTER INC			2	100%	2
RIVERWOOD CENTER,THE			2	100%	2
GEISINGER MEDICAL CENTER		2			2
Warren Center for Rehabilitation and Nursing		2			2
WISE HEALTH SYSTEM		1	1	50%	2
MARCO ISLAND HOSPITAL INC D/B/A		1	1	50%	2
SINAI PLAZA NURSING AND REHAB CENTER			2	100%	2
CEDARS-SINAI MEDICAL CENTER			2	100%	2
CALIFORNIA DEPARTMENT OF PUBLIC HEALTH			2	100%	2
KINGS BAY PEDIATRICS LLC			2	100%	2
DOCTOR 4 U CLINIC			2	100%	2
Greystone Nursing and Rehab, LLC			2	100%	2
NEW YORK STATE DEPARTMENT OF HEALTH		1	1	50%	2
MEDEXPRESS URGENT CARE LAVALE		2			2
PLASMA MED RESEARCH DBA		2			2
SUMNER REGIONAL MEDICAL CENTER		2			2
SOUTHSIDE FAMILY MEDICAL		2			2
DOCTORS HOSPITAL RENAISSANCE			2	100%	2
SANFORD REGIONAL HOSPITAL WORTHINGTON		2			2
URGENT CARE & FAMILY PRACTICE CENTER			2	100%	2
OCALA REGIONAL KIDNEY CENTER-WEST			2	100%	2
WASHINGTON STATE DEPARTMENT OF HEALTH PUBLIC HEALTH LABORATORIES			2	100%	2
BENTON PEDIATRICS		2			2
ST LUKES HOSPITAL			2	100%	2
MEDEXPRESS URGENT CARE, JOHNSTOWN		2			2

# COVID-19: testing by laboratory

Data through Dec 11, 2020 verified as of Dec 12, 2020 at 09:25 AM

Data in this report are provisional and subject to change.

The numbers in the table below represent the number of Florida and non-Florida residents for whom test results were received by the Department of Health. A person can be tested by more than one laboratory and can have both positive and negative results. **Therefore, the sum of the numbers in each column will be larger than the total number of people tested.**

Reporting lab	Inconclusive	Negative	Positive	Percent positive	Total
FLORIDA COMMUNITY HEALTH CENTERS, INC.			2	100%	2
ADVENTHEALTH EAST ORLANDO EMPLOYEE CLINIC		2			2
PUTNAM COUNTY EMERGENCY RESCUE SERVICE		2			2
HOME ACCESS HEALTH			2	100%	2
Okeechobee Health Care Facility		2			2
GOLDSTEIN			2	100%	2
MINUTECLINIC DIAGNOSTIC OF OHIO #6192		2			2
PEACE RIVER MEDICAL CENTER		2			2
FAST PACE MEDICAL CLINIC		2			2
UNIVERSTIY OF ILLINOIS HOSPITAL			2	100%	2
ADVICE FOR OPTIMAL WELLNESS, INC			2	100%	2
49D2045214PHYSICIAN OFFICE-WAIVERMEDEXPRESS URGENT CARE - HARRISONBU		2			2
FHPG FAMILY MEDICAL CENTER OF TAMPA BAY		1	1	50%	2
KENTUCKY CABINET FOR HEALTH AND FAMILY SERVICES			2	100%	2
ADVANCED MEDICAL CARE			2	100%	2
UNIVERSITY OF WASHINGTON MEDICAL CENTER (UWMC) EMERGENCY DEPT.			2	100%	2
Metro West Nursing and Rehab			2	100%	2
BIOHEALTH MEDICAL LAB INC			2	100%	2
FLORIDA MEDICAL CENTER OF CLEARWATER		2			2
MADISON HOSPITAL LABORATORY			2	100%	2
MEDEXPRESS URGENT CARE - KOKOMO		2			2
AFC PHYSICIANS OF FLORIDA, PA			2	100%	2
PUBLIC HEALTH LABORATORY	1		1	50%	2
WALGREENS #13605		2			2
EXPRESSCARE URGENT CARE CENTER			2	100%	2
DEPARTMENT OF HEALTH AND HUMAN SERVICES DIVISION OF BEHAVIORAL HEALTH		1	1	50%	2
MEMORIAL HERMANN			2	100%	2
ORANGE COUNTY HEALTH DEPARTMENT		1	1	50%	2
BRANDYWYNE HEALTH CARE CENTER			2	100%	2
VENICE GREEN VILLAGE		2			2
COASTAL MEDICAL LAB			2	100%	2
ALVERNO CLINICAL LABORATORIES			2	100%	2
CVS MINUTE CLINIC DIAG OF IND LLC #5206		1	1	50%	2
PEPIN ACADEMIES-PASCO		2			2
Life Care Center of Citrus County		2			2
COMMONS AT ORLANDO LUTHERAN TOWERS SNF			2	100%	2
SPECTRUM HEALTH			2	100%	2
CHAPPEL GROUP RESEARCH, THE		2			2
MEDEXPRESS URGENT CARE - CLARKSBURG		2			2
LIFE CARE CENTER OF PALM BAY□		2			2
FLORIDA HOSPITAL LABORATORIES		2			2
MEASE COUNTRYSIDE HOSPITAL CARDIAC REH			2	100%	2
MEDSTAR HARBOR HOSPITAL			2	100%	2
Gulf Shore Care Center			2	100%	2
UTMB PATHOLOGY CLINICAL SERVICES LABORATORY			2	100%	2
ADVANCED RESEARCH FOR HEALTH IMPROVEMENT		1	1	50%	2
ARKANSAS DEPARTMENT OF HEALTH			2	100%	2



# COVID-19: testing by laboratory

Data through Dec 11, 2020 verified as of Dec 12, 2020 at 09:25 AM

Data in this report are provisional and subject to change.

The numbers in the table below represent the number of Florida and non-Florida residents for whom test results were received by the Department of Health. A person can be tested by more than one laboratory and can have both positive and negative results. **Therefore, the sum of the numbers in each column will be larger than the total number of people tested.**

Reporting lab	Inconclusive	Negative	Positive	Percent positive	Total
ADVENTHEALTH EXPRESS CARE AT WALGREENS			2	100%	2
SCDHEC BUREAU OF LABORATORIES			2	100%	2
NEMOURS CHILDRENS PRIMARY CARE HORIZON WEST			2	100%	2
SWEETWATER NURSING CENTER		2			2
EAST NAPLES PEDIATRICS			2	100%	2
SPRING HILL REGIONAL HOSPITAL			2	100%	2
ADVENT HEALTH - CENTRAL PASCO ER			2	100%	2
HAWAII DEPARTMENT OF HEALTH			2	100%	2
UNIVERSITY OF MISSOURI HEALTH CARE			2	100%	2
Lake Charles Healthcare LLC dba Landmark Lake Charles			2	100%	2
ADVICE FOR OPTIMAL WELLNESS			2	100%	2
LACORP		1	1	50%	2
ALLIANCE PEDIATRICS PA			2	100%	2
VIGILINT HEALTHCARE		1	1	50%	2
ST. CLOUD PHARMACY AND WELLNESS CENTER		2			2
FIRST CARE - MIDDLESBORO			2	100%	2
MINUTECLINIC DIAGNOSTIC OF TN PC #386		2			2
TRUE HEALTH			2	100%	2
OURMED		2			2
INTEGRITY CLINICAL RESEARCH CENTER INC		1	1	50%	2
MEDEXPRESS URGENT CARE - BLUEFIELD		1	1	50%	2
MEMORIAL SLOAN KETTERING CANCER CENTER		1	1	50%	2
TIEHH BIOTERRORISM RESPONSE LAB			2	100%	2
SOUTH FLORIDA FAMILY HEALTH & RESEARCH CTR			2	100%	2
PARADIGM LABORATORIES			2	100%	2
FLORIDA MEDICAL CLINIC CARDIOLOGY-ZH			2	100%	2
ST. ELIZABETH HEALTHCARE			2	100%	2
OPTIMAL CARE PEDIATRICS			2	100%	2
MEDEXPRESS URGENT CARE MURRYSVILLE		1	1	50%	2
ACL LABORATORIES INDUSTRIAL TOXICOLOGY			2	100%	2
MEMORIAL HERMANN CONSOLIDATED LABORATORY SERVICES			2	100%	2
MD NOW MEDICAL CENTER INC			2	100%	2
BERGEN COUNTY SURGICAL AND ENDOSCOPY CENTER		2			2
BRITO MEDICAL CENTER			2	100%	2
IN & OUT URGENT CARE METAIRIE			2	100%	2
IMA MEDICAL CENTER		2			2
SCIENTIFIC LABORATORY COMPANY		2			2
HCR MANOR CARE SERVICES OF FLORIDA III INC		2			2
PruittHealth Lakehaven		2			2
GALEN BAYLOR EXTENSION		2			2
MINUTE CLINIC DIAGNOSTIC OF PENNSYLVANIA		2			2
MEDEXPRESS URGENT CARE - SWANSEA, N ILLINOIS ST		2			2
PREMIER MEDICAL LABORATORY			2	100%	2
BETHPAGE EXTENDED HOURS CENTER		2			2
MEDEXPRESS URGENT CARE-SCOTT TOWNSHIP		2			2
SOUTHEAST GEORGIA HEALTH SYSTEM			2	100%	2
POMERENE HOSPITAL			2	100%	2

# COVID-19: testing by laboratory

Data through Dec 11, 2020 verified as of Dec 12, 2020 at 09:25 AM

Data in this report are provisional and subject to change.

The numbers in the table below represent the number of Florida and non-Florida residents for whom test results were received by the Department of Health. A person can be tested by more than one laboratory and can have both positive and negative results. **Therefore, the sum of the numbers in each column will be larger than the total number of people tested.**

Reporting lab	Inconclusive	Negative	Positive	Percent positive	Total
ASPIRUS RIVERVIEW HOSPITAL & CLINICS INC		1	1	50%	2
RIVERVIEW MEDICAL CLINIC		2			2
VAULT HEALTH			2	100%	2
ST VINCENTS AMBULATORY CARE INC DBA			2	100%	2
CELEBRATION PEDIATRICS			2	100%	2
MINUTECLINIC DIAGNOSTIC OF VIRGINIA, LLC #1656		2			2
STEWART MELBOURNE HOSPITAL, INC			2	100%	2
COL CROSSROAD		1	1	50%	2
JUPITER INTERNAL MEDICINE AND ASSOCIATES			2	100%	2
UNIVERSITY OF KANSAS MEDICAL CENTER			2	100%	2
STEBEN COUNTY PUBLIC HEALTH		2			2
FLAGLER PROFESSIONAL HEALTH CAE SERVICES INC		2			2
HOUSTON HEALTH DEPARTMENT - BUREAU OF LABORATORY SERVICES			2	100%	2
ALVARO J DANGOND MD PA		2			2
MEDEXPRESS URGENT CARE HUNTINGTON		2			2
LOUISIANA DEPT. OF HEALTH AND HOSPITALS-INFECTIOUS DISEASE EPI SECTION			2	100%	2
WOMENS CARE FLORIDA LLC-LABORATORY		2			2
SOUTH DAKOTA DEPARTMENT OF HEALTH		2			2
MID-FLORIDA HEMATOLOGY AND ONCOLOGY CENTERS		2			2
STUDENT HEALTH SERVICES			2	100%	2
PELICAN LANDING		1	1	50%	2
LODGE HEALTH AND REHABILITATION CENTER, THE		2			2
TRUE HEALTH- HOFFNER		2			2
SPECTRA LABS		1	1	50%	2
SPARROW CENTRAL LAB			2	100%	2
COLLIER BLVD HMA PHYSICIAN MANAGEMENT,, LLC			2	100%	2
SUNSHINE URGENT CARE LLC			2	100%	2
BROOKDALE SENIOR LIVING			2	100%	2
SHANDS AT LAKE SHORE LAB			2	100%	2
GULF COAST REGIONAL MEDICAL CARE		2			2
SPECIALTY LABORATORIES			2	100%	2
ACCESS MEDICAL GROUP OF FLORIDA CITY			2	100%	2
WEST COAST PEDIATRICS			2	100%	2
MEDFIRST URGENT CARE			2	100%	2
UW HOSPITAL AND CLINICS		1	1	50%	2
MAIN STREET MEDICAL CENTERS		2			2
PRESBYTERIAN HOME		2			2
PRINCETON BMC LABORATORY		2			2
MONTEFIORE MEDICAL CENTER LABS MONTEFIORE		1	1	50%	2
Church Creek SNF			2	100%	2
MINUTE CLINIC			2	100%	2
UT PATH			2	100%	2
PALMETTO FAMILY HEALTH CENTER			2	100%	2
ALL PEDIATRIC CARE PA			2	100%	2
DYNAMIC HEALTH CENTERS INC			2	100%	2
GUARDANT HEALTH		2			2
SUPERIOR RESIDENCES OF CLERMONT		2			2

# COVID-19: testing by laboratory

Data through Dec 11, 2020 verified as of Dec 12, 2020 at 09:25 AM

Data in this report are provisional and subject to change.

The numbers in the table below represent the number of Florida and non-Florida residents for whom test results were received by the Department of Health. A person can be tested by more than one laboratory and can have both positive and negative results. **Therefore, the sum of the numbers in each column will be larger than the total number of people tested.**

Reporting lab	Inconclusive	Negative	Positive	Percent positive	Total
HANOVER ENDOSCOPY CENTER		2			2
LAKE MARY - STIRLING CENTER SUITE 202			2	100%	2
UNITED MEMORIAL MEDICAL CENTER			2	100%	2
AUSTIN REGIONAL CLINIC MICROBIOLOGY LAB			2	100%	2
CHEROKEE COUNTY HEALTH AND REHAB CENTER		2			2
CARENOW URGENT CARE-DONELSON		2			2
Workmens Circle Multicare Center		2			2
ADVENTHEALTH SEBRING- INFECTION CONTROL DEPARTMENT			2	100%	2
87TH MEDICAL GROUP – MCGUIRE AMBULATORY CARE FACILITY		2			2
FLORIDA MEDICAL CLINIC -INTERNAL MED DADE CITY			2	100%	2
CAREHERE LCS- EUSTIS			2	100%	2
Robert Cranfield			2	100%	2
FLORIDA HEALTHCARE OF ORLANDO			2	100%	2
Westchester General Hospital			2	100%	2
Great Lakes Health Center			2	100%	2
PALOS COMMUNITY HOSPITAL LABORATORY			2	100%	2
MEDICAL CENTER LABORATORY			2	100%	2
FL DEPT OF HEALTH MARION COUNTY MOBILE HEALTH UNIT			2	100%	2
COVID PROCESSING SITE			2	100%	2
CROSSROADS			2	100%	2
TELEVISIT PALM BAY FAMILY PRACTICE			2	100%	2
RELIANT IMMUNE DIAGNOSTICS			2	100%	2
MINUTECLINIC DIAGNOSTIC OF PA LLC		2			2
MINUTE CLINIC DIAGNOSTIC OF NEW JERSEY		2			2
AGILE URGENT CARE			2	100%	2
ELMHURST MEMORIAL HOSPITAL			2	100%	2
SKIPPACK MEDICAL LAB			2	100%	2
APOLLO SURGERY CENTER			2	100%	2
Lakeside Oaks Care Center			2	100%	2
TMH PHYSICIAN PARTNERS BLOUNTSTOWN			2	100%	2
MEDICAL CENTER AT OCEAN REEF,THE		2			2
PALM MEDICAL CENTER - PLANT CITY□		2			2
INTEGRATED REGIONAL LABS			2	100%	2
ADVOCATE SHERMAN HOSPITAL			2	100%	2
Parkridge Specialty Care		2			2
DRR JMC URGENT CARE DONALD ROSS			2	100%	2
PREMIER FAMILY HEALTH PA			2	100%	2
CCRX OF NORTH CAROLINA, LLC		1	1	50%	2
PLEASANTVILLE OF SEBASTIAN LLC□			2	100%	2
SPRINGS MEDICAL LAB		1	1	50%	2
NEBRASKA MEDICAL CENTER			2	100%	2
PALM BAY COMMUNITY OUTPATIENT CLINIC		2			2
INDIANA STATE DEPARTMENT OF HEALTH LABORATORIES			2	100%	2
Elba Nursing and Rehabilitation Center, LLC		2			2
Broadview Multi-Care Center		2			2
Alden Des Plaines			2	100%	2
FLORIDA KEYS PED & ADOLES CTR			2	100%	2

# COVID-19: testing by laboratory

Data through Dec 11, 2020 verified as of Dec 12, 2020 at 09:25 AM

Data in this report are provisional and subject to change.

The numbers in the table below represent the number of Florida and non-Florida residents for whom test results were received by the Department of Health. A person can be tested by more than one laboratory and can have both positive and negative results. **Therefore, the sum of the numbers in each column will be larger than the total number of people tested.**

Reporting lab	Inconclusive	Negative	Positive	Percent positive	Total
ST PETERSBURG PEDIATRICS-EAST BAY			2	100%	2
University Center East			2	100%	2
LAB CORP OF AMER SAN DIEGO			2	100%	2
RAPID URGENT CARE - ALBANY			2	100%	2
NOVA SOUTHEASTERN UNIVERSITY - STUDENT MEDICAL CTR			2	100%	2
GOLDMAN SACHS HEALTH CENTER		2			2
ROANE MEDICAL CENTER		1	1	50%	2
LONG ISLAND UNIVERSITY - POST CAMPUS		2			2
ST. MARY'S MEDICAL CENTER EVANSVILLE, INC			2	100%	2
DEKALB MEDICAL CENTER LABORATORY			2	100%	2
CLEAR LAKE REGIONAL MEDICAL CENTER			2	100%	2
CUMBERLAND MEDICAL CENTER INC		2			2
UNIVERSITY HOSPITAL OF BROOKLYN		2			2
MEDEXPRESS-HOUSTON EAST FWY		1	1	50%	2
TERRACE AT HOBE SOUND, THE		1	1	50%	2
OELWEIN HEALTH CARE CENTER		2			2
TRINITAS REGIONAL MEDICAL CENTER		1	1	50%	2
TMH PHYSICIAN PARTNERS SOUTHWOOD			2	100%	2
UK HEALTHCARE			2	100%	2
DISCOVERY VILLAGE AT STUART			2	100%	2
PM PEDIATRICS OF BAYSIDE PLLC - HOPEWELL JUNCTION		2			2
NOVALIFE MEDSPA			2	100%	2
SUNCOAST BLOOD BANK			2	100%	2
AFFORDABLE PRIMARY CARE LLC		2			2
MERCY HEALTH LAB		1	1	50%	2
LIFT HEALTH		2			2
NATIONWIDE LABORATORY SERVICES		1	1	50%	2
NATIONAL JEWISH HEALTH			2	100%	2
SUNBRIDGE CARE & REHAB FOR DECATUR		2			2
UC CORAL GABLES			2	100%	2
WISCONSIN STATE LABORATORY OF HYGIENE		1	1	50%	2
ADVENTIST HINSDALE HOSPITAL LABORATORY			2	100%	2
BAPTIST HEALTHCARE - LAKEVIEW CENTER INC		2			2
JOHNSON CITY MEDICAL CENTER		1	1	50%	2
VANAYER HEALTHCARE AND REHAB CENTER		2			2
MEDEXPRESS URGENT CARE MORGANTOWN		2			2
TALLAHASSEE MEMORIAL HEALTHCARE FAMILY MED RESIDENCY			2	100%	2
NAVAL BRANCH MEDICAL CLINIC			2	100%	2
BAYSHORE MEDICAL CENTER			2	100%	2
VALLEY BAPTIST MEDICAL CENTER: BROWNSVILLE			2	100%	2
MEDEXPRESS URGENT CARE - TULSA, S YALE AVE		2			2
CLEVELAND CLINIC IMAGING			2	100%	2
WHITESANDS OUTPATIENT TREATMENT		2			2
HENDRY REGIONAL CONVENIENT CARE CENTER			2	100%	2
IN AND OUT URGENT CARE			2	100%	2
WALGREENS #05477		2			2
NAVAL MEDICAL CENTER SAN DIEGO			2	100%	2

# COVID-19: testing by laboratory

Data through Dec 11, 2020 verified as of Dec 12, 2020 at 09:25 AM

Data in this report are provisional and subject to change.

The numbers in the table below represent the number of Florida and non-Florida residents for whom test results were received by the Department of Health. A person can be tested by more than one laboratory and can have both positive and negative results. **Therefore, the sum of the numbers in each column will be larger than the total number of people tested.**

Reporting lab	Inconclusive	Negative	Positive	Percent positive	Total
COOK HOSPITAL AND CARE CENTER		1	1	50%	2
POMONA VALLEY COMMUNITY HOSPITAL			2	100%	2
NCH NORTH NAPLES HOSPITAL			2	100%	2
PALM CITY NURSING AND REHAB CENTER			2	100%	2
Magnolia Health and Rehab Center			2	100%	2
DELAND WELLNESS CENTER			2	100%	2
MAWD PATHOLOGY GROUP			2	100%	2
REGIONS HOSPITAL LABORATORY			2	100%	2
MC DIAGNOSTIC OF CONNECTICUT PC #459		2			2
MEDEXPRESS URGENT CARE PLEASANT HILLS		2			2
SUNSHINE PEDIATRICS OF CENTRAL FLORIDA PL			2	100%	2
PM PEDIATRICS OF BAYSIDE, PLLC - MANHASSET		2			2
JACKSON LABORATORY OF GENOMIC MEDICINE		2			2
NLC LABS			2	100%	2
DELAWARE DIAGNOSTICS LABS			2	100%	2
MEDEXPRESS URGENT CARE - MARKHAM STREE		2			2
BAYSTATE MEDICAL CENTER		1	1	50%	2
MAGNOLIA PEDIATRICS GROUP LLC			2	100%	2
CVS MINUTE CLINIC DIAGNOSTIC OF VIRGINIA		2			2
WELLIGENT			2	100%	2
SCIENTIA DIAGNOSTICS			2	100%	2
DEPT OF HEALTH			2	100%	2
INSPIRA MEDICAL CENTER VINELAND LAB		2			2
AMERICAN MEDICAL LABORATORIES			2	100%	2
OHIO DEPARTMENT OF HEALTH LABORATORY		2			2
CELEBRATION PEDIATRICS PA			2	100%	2
DMC UNIVERSITY LABORATORIES		1	1	50%	2
ALLIED PHYSICIANS GROUP PLLC		2			2
MORRISTOWN MEMORIAL HOSPITAL		2			2
ADVENTHEALTH CAR CENTER AOPKA			2	100%	2
CPL LABS			2	100%	2
CLEVELAND CLINIC FLORIDA			2	100%	2
THE CLUB AT BOYNTON BEACH, LLC			2	100%	2
VILLA HEALTH NH LLC			2	100%	2
AMERICAN SCIENTIFIC LABORATORIES LLC			2	100%	2
MEDEXPRESS URGENT CARE-HERSHEY		2			2
CROSS CITY REHABILITATION AND HEALTH CARE CENTER		2			2
FIRST CHOICE MEDICAL PC			2	100%	2
INNOVATIVE COVID-DIVERSEY			2	100%	2
POINT OF CARE PRIVATE HEALTH MANAGEMENT			2	100%	2
STEWART ST ELIZABETH MEDICAL CENTER			2	100%	2
EMORY UNIVERSITY HOSPITAL			2	100%	2
VERILY LAB		2			2
ASCENSION ST MICHAEL'S HOSPITAL LAB		1	1	50%	2
INSPIRIT SENIOR LIVING			2	100%	2
NORTHWELL HEALTH			2	100%	2
BMC/JACSONVILLE		1	1	50%	2



# COVID-19: testing by laboratory

Data through Dec 11, 2020 verified as of Dec 12, 2020 at 09:25 AM

Data in this report are provisional and subject to change.

The numbers in the table below represent the number of Florida and non-Florida residents for whom test results were received by the Department of Health. A person can be tested by more than one laboratory and can have both positive and negative results. **Therefore, the sum of the numbers in each column will be larger than the total number of people tested.**

Reporting lab	Inconclusive	Negative	Positive	Percent positive	Total
SIGNATURE HEALTHCARE OF MIDDLEBURG		2			2
KINGS COUNTY HOSPITAL CENTER			2	100%	2
COASTAL LABORATORIES OF FLORIDA			2	100%	2
MEDEXPRESS URGENT CARE - STATE COLLEGE		2			2
PARTNERS PHARMACY OF FLORIDA LLC		2			2
FLORIDA PRIMARY & SPECIALTY CARE		2			2
BNC Medical Investors, LLC Berrien Nursing & Rehabilitation Center		2			2
MD NOW URGENT CARE CENTER INC.			2	100%	2
JULIE STAATS DO		2			2
Fort Gaines Health and Rehab		2			2
BROOKDALE ORANGE PARK		2			2
MEDEXPRESS URGENT CARE - WASHINGTON		2			2
PHYSICIANS LABORATORY SERVICES			2	100%	2
ALAN A SMITH MD LLC		2			2
LUTHERAN HAVEN ASSISTED LIVING		2			2
PEDIATRICS IN BREVARD-COCOA BEACH		2			2
CRUC CMCH-COVID-19		2			2
MEDEXPRESS URGENT CARE - CHRISTIANBURG		2			2
OHIO HEALTH DOCTORS HOSPITAL			2	100%	2
PHYSICIANS MEDICAL CENTER		2			2
YOUTH AND YOU, INC		2			2
SIGNATURE CARE LEWISVILLE-EMERGENCY CENTER		1	1	50%	2
RIVER CITY MEDICAL ASSOCIATES INC			2	100%	2
TRICORE REFERENCE LABORATORY		1	1	50%	2
IMIC INC RESEARCH			2	100%	2
BAYLOR COLLEGE OF MEDICINE			2	100%	2
NEW BRIDGE MEDICAL CENTER		2			2
CLINICA HISPANIA			2	100%	2
GENETIC ASSAYS INC			2	100%	2
MEDEXPRESS URGENT CARE-MUNCIE		2			2
BFT LAB			2	100%	2
SURFSIDE URGENT CARE			2	100%	2
SOUTHERN TENNESSEE MEDICAL CENTER			2	100%	2
ROCKEFELLER UNIVERSITY CLINICAL GENOMICS LABORATOR		2			2
MORGAN STANLEY HEALTH CENTER		2			2
AVANTE AT OCALA INC			2	100%	2
INA		1	1	50%	2
MOBILE COUNTY HEALTH DEPARTMENT		1	1	50%	2
FLORIDA CLINICAL LABORATORY INC			2	100%	2
SHORE MEDICAL CENTER		2			2
PINECREST PEDIATRICS GROUP LLC			2	100%	2
MEDEXPRESS URGENT CARE - PRINCETON		2			2
PANCARE HEALTH - PONCE DE LEON			2	100%	2
CARESPOT EXPRESS HEALTHCARE			2	100%	2
PIEDMONT HOSPITAL LAB			2	100%	2
ROPER HOSPITAL			2	100%	2
NAVAL MEDICAL CENTER			2	100%	2

# COVID-19: testing by laboratory

Data through Dec 11, 2020 verified as of Dec 12, 2020 at 09:25 AM

Data in this report are provisional and subject to change.

The numbers in the table below represent the number of Florida and non-Florida residents for whom test results were received by the Department of Health. A person can be tested by more than one laboratory and can have both positive and negative results. **Therefore, the sum of the numbers in each column will be larger than the total number of people tested.**

Reporting lab	Inconclusive	Negative	Positive	Percent positive	Total
ASCENSION ST VINCENT'S RIVERSIDE			2	100%	2
TENNESSEE DEPARTMENT OF HEALTH (TDH) - REGIONAL LABORATORY			2	100%	2
MINUTE CLINIC LLC #5706		1	1	50%	2
VITAS HEALTHCARE			2	100%	2
MEDEXPRESS URGENT CARE MONACA		2			2
JUPITER MEDICAL CENTER URGENT CENTER			2	100%	2
FLORIDA HOSPITAL PHYSICIAN GROUP		1	1	50%	2
PEDIATRIC HEALTH CARE		1	1	50%	2
SHEEPSHEAD BAY URGENT CARE		2			2
LATCHER LABORATORY OF A O FOX MEMORIAL		2			2
ASHLEY PEDIATRICS			2	100%	2
WANTAGH URGENT CARE		2			2
REMISE OCCUPATIONAL HEALTH SOLUTIONS INC			2	100%	2
CHESTERFIELD HEALTHCARE GROUP, INC		2			2
LEGACY LABORATORY SERVICES			2	100%	2
ATLAS GENOMICS			2	100%	2
Lakeview Village		2			2
ADVENTHEALTH IMAGING PARTIN SETTLEMENT			2	100%	2
RAINY LAKE MEDICAL CENTER			2	100%	2
BOND COMMUNITY HEALTH CENTER			2	100%	2
BAYMEADOWS PRIMARY CARE		2			2
UNIVERSITY HOSPITALS OF CLEVELAND			2	100%	2
MEDICANA NURSING AND REHAB CENTER			2	100%	2
LIFE CARE HOME HEALTH SERVICES LLC			2	100%	2
PEDIATRICS AND ADOLESCENT MEDICINE		2			2
LAKE MARY HEALTH AND REHABILITATION CENTER		1	1	50%	2
THE PALMS REHABILITATION AND HEALTHCARE CENTER		2			2
ADVANCED PEDIATRICS			2	100%	2
MINUTECLINIC, LLC #03268		2			2
CVS MINUTE CLINIC DIAGNOSTIC OF TEXAS		2			2
SARASOTA MEMORIAL MEDICAL URGENT CARE CENTER			2	100%	2
ARLINGTON DIALYSIS CENTER LLC		2			2
PTC LABORATORIES			2	100%	2
STARR COUNTY MEMORIAL HOSPITAL			2	100%	2
FLORIDA DEPARTMENT OF HEALTH WASHINGTON COUNTY		1	1	50%	2
TGH Brandon Healthplex Laboratory			2	100%	2
VIRTUA MEMORIAL HOSPITAL BURLINGTON COUNTY			2	100%	2
SOS MOBILE MEDICAL CARE LLC		2			2
LAKELAND REGIONAL HEALTH		2			2
DOTHAN WEST FAMILY MEDICINE		1	1	50%	2
MEDICINE SHOPPE #1306 THE		1	1	50%	2
PREMIER LABORATORY SERVICES, LLC			2	100%	2
JEFFERSON WASHINGTON TOWNSHIP HOSPITAL		2			2
ENCOMPASS HEALTH REHABILITATION HOSPITAL		2			2
ORLANDO ORTHOPAEDIC OUTPATIENT SURGERY CENTER			2	100%	2
NEW GEN LABS			2	100%	2
CITRUS PARK			2	100%	2

# COVID-19: testing by laboratory

Data through Dec 11, 2020 verified as of Dec 12, 2020 at 09:25 AM

Data in this report are provisional and subject to change.

The numbers in the table below represent the number of Florida and non-Florida residents for whom test results were received by the Department of Health. A person can be tested by more than one laboratory and can have both positive and negative results. **Therefore, the sum of the numbers in each column will be larger than the total number of people tested.**

Reporting lab	Inconclusive	Negative	Positive	Percent positive	Total
DISCOVERY VILLAGE AT THE FORUM		2			2
MAGNOLIA ADULT, LLC			2	100%	2
ONE MEDICAL GROUP		1	1	50%	2
SACRED HEART HEALTH SYSTEM, INC			2	100%	2
CENTERPLACE HEALTH			2	100%	2
THE HOSPITAL OF PROVIDENCE EMERGENCY ROOM			2	100%	2
MID - FLORIDA PATHOLOGY LLC		1	1	50%	2
GULF COAST IMMEDIATE CARE CENTER		1	1	50%	2
ST JOSEPH'S HOSPITAL LABORATORY			2	100%	2
PROPATH			2	100%	2
FEDERAL CORRECTIONAL INSTITUTION MARIANNA			2	100%	2
SOUTH CAROLINA DEPT OF HEALTH AND ENVIRONMENT CONTROL		2			2
CLINICAL LABORATORIES OF THE BUFFALO		2			2
PINELLAS POINT NURSING AND REHAB			2	100%	2
SUNNYSIDE MANOR		2			2
MEDEXPRESS URGENT CARE - WEST ST PAUL, ROBERT ST S		2			2
PEACEHEALTH CENTRAL		2			2
INTERNAL MEDICINE ASSOCIATES-DUNELLON			2	100%	2
CVS MINUTE CLINIC DIAGNOSTIC OF KANSAS, PA		2			2
ORLANDO MEDICAL CENTER PL			2	100%	2
MINUTECLINIC DIAGNOSTIC OF NORTH CARO		2			2
MINUTE-CLINIC DIAGNOSTIC OF VIRGINIA, LLC #2003		1	1	50%	2
BAY COUNTY HEALTH DEPARTMENT		2			2
MORTON PLANT NORTH BAY HOSPITAL			2	100%	2
NOT GIVEN		1	1	50%	2
JOHN D. ARCHBOLD MEM. HOSPITAL			2	100%	2
MINUTECLINIC DIAGNOSTIC OF TEXAS, LLC #7435		2			2
ADVENT HEALTH MEDICAL GROUP FAMILY MEDICINE			2	100%	2
JRS LABORATORY			2	100%	2
THE PATHOLOGY LABORATORY		1	1	50%	2
TRUE HEALTH INC			2	100%	2
CONSULATE HEALTH CARE		1	1	50%	2
SunTerrace Health Care Center		2			2
MEDICAL CITY DALLAS HOSPITAL			2	100%	2
CORNERSTONE MEDICAL CARE OF BRANDON		2			2
CENTERPLACE HEALTH, INC			2	100%	2
MOBIL LAB FOR ALL INC		2			2
COVANCE			2	100%	2
Sanford Health & Rehabilitation			1	100%	1
BAYFRONT HEAL WOUND CARE AND HYPERBARIC CENTER			1	100%	1
CONWAY MEDICAL CENTER			1	100%	1
BRIDGE DIAGNOSTICS			1	100%	1
PINNACLE DIALYSIS		1			1
ASHLEY CLINICAL DIAGNOSTIC LABORATORY			1	100%	1
Ash Flat Healthcare and Rehabilitation Center			1	100%	1
MINUTECLINIC DIAGNOSTIC OF MICHIGAN		1			1
MEMORIAL HEALTHCARE SYSTEM			1	100%	1

# COVID-19: testing by laboratory

Data through Dec 11, 2020 verified as of Dec 12, 2020 at 09:25 AM

Data in this report are provisional and subject to change.

The numbers in the table below represent the number of Florida and non-Florida residents for whom test results were received by the Department of Health. A person can be tested by more than one laboratory and can have both positive and negative results. **Therefore, the sum of the numbers in each column will be larger than the total number of people tested.**

Reporting lab	Inconclusive	Negative	Positive	Percent positive	Total
MOBILE MEDICAL ASSOCIATES PL			1	100%	1
MERCY – NORTH IOWA			1	100%	1
SOUTHWEST ORLANDO FAMILY MEDICINE, PL			1	100%	1
AVALON FAMILY RESORT ASSISTED LIVING LLC		1			1
PEACHEALTH LABORATORIES		1			1
NEMOURS CHILDRENS PRIMARY CARE			1	100%	1
UMASS MEMORIAL MEDICAL CENTER, INC		1			1
DOYLESTOWN HOSPITAL			1	100%	1
Rosedale Green		1			1
BLOOMINGDALE PEDIATRIC ASSOCIATES PA			1	100%	1
DOCTORS HEARING			1	100%	1
LADY OF THE SEA HOSPITAL LAB			1	100%	1
ST MARY'S OF SAGINAW		1			1
BERKSHIRE MEDICAL CENTER			1	100%	1
HOUSTON DEPARTMENT OF HEALTH AND HUMAN SERVICES			1	100%	1
TREASURE COAST PRIMARY CARE		1			1
LABORATORIO BUENA SALUD			1	100%	1
AUGUSTA HEALTH CLINICAL LABORATORY			1	100%	1
ADVANCED RESEARCH AND DIAGNOSTIC LABORATORY UNIVERSITY OF MINNESOTA			1	100%	1
CVS HEALTH, #2043		1			1
ATRIA TAMARAC			1	100%	1
LAKEVIEW REGIONAL HOSPITAL			1	100%	1
OHIOHEALTH URGENT CARE			1	100%	1
CVS MINUTE CLINIC DIAGNOSTIC PA #3060		1			1
Washington County Nursing H0me			1	100%	1
Autumn Care of Suffolk		1			1
NEWTON MEMORIAL HOSPITAL		1			1
Avera Sr. James Care Center		1			1
ROYAL PALM PEDIATRICS			1	100%	1
UHS BINGHAMTON GENERAL			1	100%	1
WEST COAST CLINICAL LABS INC			1	100%	1
WALGREENS #5130			1	100%	1
CLEVELAND HEARTLAB			1	100%	1
TAMPA INTERNATIONAL AIRPORT			1	100%	1
ManorCare Rehabilitation Center- Decatur		1			1
HEALTHPARK MEDICAL CTR NURSING SVC		1			1
SAN JOSE CLINIC		1			1
ADVENTHEALTH MEDICAL GROUP COMMUNITY MEDICINE			1	100%	1
TALLAHASSEE PRIMARY CARE ASSOCIATES PA			1	100%	1
MEDICAL ASSOCIATES OF PINELLAS - LAB			1	100%	1
CAREHERE HUDSON BAY			1	100%	1
DE TAR HOSPITAL			1	100%	1
HACKENSACK UNIVERSITY MEDICAL CENTER		1			1
WINSHIPS PHARMACY INC		1			1
CAREWELL JW - WORCESTER LNC			1	100%	1
ILLINOIS DEPT OF PUBLIC HEALTH LABS			1	100%	1
DR. PHILLIPS MEDICAL WELLNESS CENTER			1	100%	1

# COVID-19: testing by laboratory

Data through Dec 11, 2020 verified as of Dec 12, 2020 at 09:25 AM

Data in this report are provisional and subject to change.

The numbers in the table below represent the number of Florida and non-Florida residents for whom test results were received by the Department of Health. A person can be tested by more than one laboratory and can have both positive and negative results. **Therefore, the sum of the numbers in each column will be larger than the total number of people tested.**

Reporting lab	Inconclusive	Negative	Positive	Percent positive	Total
GWINNETT MEDICAL CENTER			1	100%	1
CARESPOT URGENT CARE		1			1
STEWART MEDICAL GROUP INC			1	100%	1
MY URGENT CARE CLINIC			1	100%	1
SIGNATURE CARE MIDLAND			1	100%	1
MEDEXPRESS URGENT CARE-ALTOONA		1			1
CHP COVID-19 (TX)			1	100%	1
FAMILY PRACTICE ASSOCIATES		1			1
MEMORIAL HERMANN SOUTHWEST HOSPITAL			1	100%	1
CLINCLOUD, LLC			1	100%	1
HEALTH FIRST MEDICAL GROUP LLC			1	100%	1
COBLESKILL REGIONAL HOSPITAL		1			1
MID FLORIDA BIOLOGICALS			1	100%	1
KINGWOOD EMERGENCY HOSPITAL			1	100%	1
DAVITA DIALYSIS-NORTH			1	100%	1
CLERMONT HEALTH DEPARTMENT			1	100%	1
CRUSADER COMMUNITY HEALTH			1	100%	1
CROSS CREEK HEALTH CARE		1			1
RAPID CITY REGIONAL HOSPITAL -579 ATTN. LABORATORY		1			1
ST VINCENT'S AMBULATORY CARE INC			1	100%	1
MEMORIAL HERMANN HOSPITAL			1	100%	1
ATHENA PLASTIC SURGERY		1			1
LEGACY AT HIGHWOODS PRESERVE		1			1
MORGAN STANELY HEALTH CENTER		1			1
CAREHERE LLC			1	100%	1
OHIO VALLEY MANOR NURSING &		1			1
LIFESPAN HEALTH - SELMER		1			1
BUFFALO VAMC			1	100%	1
MEMORIAL HOSPITAL - BELLEVILLE			1	100%	1
ARDEN COURTS OF PALM HARBOR			1	100%	1
FLORIDA SCHOOL FOR THE DEAF AND THE BLIND			1	100%	1
DOCTORS HOSPITAL OF LAREDO			1	100%	1
RIVIERA BEACH HEALTH CENTER LAB			1	100%	1
ADVENT HEALTH APOPKA		1			1
SYNERGENE LABORATORY			1	100%	1
ENCOMPASS HEALTH HOME HEALTH		1			1
BMC/NASSAU			1	100%	1
SMITH KLINE			1	100%	1
CONVENIENT MEDICAL AND HEALTH SERVICES			1	100%	1
MORNINGSIDE NURSING AND REHABILITATION		1			1
NEW ERA COMMUNITY HEALTH CENTER LLC		1			1
SMA BEHAVIORAL HEALTH SERVICES INC		1			1
ST. PETERSBURG PEDIATRICS- 38TH AVENUE			1	100%	1
SIGNATURE CARE COLLEGE STATION			1	100%	1
SOUTH BEND MEDICAL FOUNDATION			1	100%	1
GRAND VILLA OF DUNEDIN			1	100%	1
Kindred Hospital South Florida Hollywood SNU			1	100%	1



# COVID-19: testing by laboratory

Data through Dec 11, 2020 verified as of Dec 12, 2020 at 09:25 AM

Data in this report are provisional and subject to change.

The numbers in the table below represent the number of Florida and non-Florida residents for whom test results were received by the Department of Health. A person can be tested by more than one laboratory and can have both positive and negative results. **Therefore, the sum of the numbers in each column will be larger than the total number of people tested.**

Reporting lab	Inconclusive	Negative	Positive	Percent positive	Total
MED EXPRESS URGENT CARE PC - MARYLAND		1			1
BEEHIVE HOMES OF GULF BREEZE		1			1
441 URGENT CARE-MULBERRY			1	100%	1
LIFELINK TISSUE BANK D/B/A LIFELINK TISSUE BANK		1			1
MID-FLORIDA PATHOLOGY LLC - MOBILE UNIT # 3			1	100%	1
LABCORP TAMPA		1			1
Niles Nursing and Rehab. Center		1			1
CARE STATION MEDICAL GROUP		1			1
Longwood Community Living Center		1			1
MOBILE RESPONSE DIAGNOSTICS LLC		1			1
ORLANDO CLINICAL RESEARCH CENTER		1			1
MINIUTECLINIC DIAG OF IND, LLC #6553		1			1
VALLEY MEDICAL LABORATORY			1	100%	1
LIFEGUARD AMBULANCE SERVICE LLC - BAY COUNTY			1	100%	1
DIAGNOSTIC & MEDICAL SPECIALISTS OF GREENWICH		1			1
ORLANDO FAMILY PHYSICIANS			1	100%	1
DEPARTMENT OF HEALTH/ NEW YORK			1	100%	1
Manassas Health & Rehab			1	100%	1
BEAUMONT REFERENCE LABORATORY			1	100%	1
EXPEDIAN URGENT CARE			1	100%	1
MEDEXPRESS URGENT CARE-PETERS TWP		1			1
ST MARYS MEDICAL CENTER			1	100%	1
ADVANCE MD CARE			1	100%	1
POMPANO BEACH ARTIFICIAL KIDNEY CENTER			1	100%	1
TITUS REGIONAL MEDICAL CENTER			1	100%	1
FLORIDA EPIDEMIOLOGY PROGRAM			1	100%	1
LABRADOR PRIMARY CARE CENTER			1	100%	1
ST. VINCENT HOSPITAL			1	100%	1
MINUTE CLINIC OF KANSAS PA			1	100%	1
EAST COAST INSTITUTE FOR RESEARCH LLC			1	100%	1
RAMBAM URGENT CARE			1	100%	1
URGENT CARE COASTAL GA			1	100%	1
Vi at Aventura		1			1
SENIOR LIVING IV SUN CITY LLC		1			1
BAPTIST HOSPITAL OF MIAMI MCI BROWARD LABORATORY			1	100%	1
BAYCARE MEDICAL GROUP INC			1	100%	1
VETERANS AFFAIRS MEDICAL CENTER - EAST ORANGE			1	100%	1
FLORIDA DEPARTMENT OF HEALTH IN LEE COUNTY			1	100%	1
CATHEDRAL GERONTOLOGY CENTER DBA CATHEDRAL CARES			1	100%	1
Lutheran Community at Telford		1			1
SUPERKIDS PEDIATRICS			1	100%	1
HYDE PARK MEDICAL CENTER		1			1
ASSOCIATED MD			1	100%	1
MID-FLORIDA PATHOLOGY LLC		1			1
HEALTH ALLIANCE			1	100%	1
ST CATHERINE HOSPITAL LABORATORY			1	100%	1
The Palms Nursing and Rehabilitation		1			1

# COVID-19: testing by laboratory

Data through Dec 11, 2020 verified as of Dec 12, 2020 at 09:25 AM

Data in this report are provisional and subject to change.

The numbers in the table below represent the number of Florida and non-Florida residents for whom test results were received by the Department of Health. A person can be tested by more than one laboratory and can have both positive and negative results. **Therefore, the sum of the numbers in each column will be larger than the total number of people tested.**

Reporting lab	Inconclusive	Negative	Positive	Percent positive	Total
ST VINCENTS AMBULATORY CARE INC			1	100%	1
OCALA FAMILY MEDICAL CENTER		1			1
Conway Lakes Health and Rehabilitation Center		1			1
COMMUNITY MEDICAL CENTER-ORANGE CITY		1			1
AZALEALAND NURSING HOME		1			1
MEMORIAL HOSPITAL OF TAMPA			1	100%	1
Monument Health Strugis Care Center		1			1
SPRINGHILL SENIOR RESIDENCE		1			1
TEVAPHARM			1	100%	1
ADVENT HEALTH MEDICAL GROUP- FAMILY MEDICINE AT DR. PHILIPS			1	100%	1
WILTON MANORS HEALTH & REHABILITATION CENTER			1	100%	1
ST JOHNS PEDIATRICS PA		1			1
INHEALTH LIFE SCIENCES LLC			1	100%	1
SUMMERFIELD PAIN MANAGEMENT			1	100%	1
KANSAS CITY VA MEDICAL CENTER			1	100%	1
ARDEN COURTS OF SEMINOLE			1	100%	1
CRESTAR LABS			1	100%	1
ELITE CARE			1	100%	1
UMHC HOLLYWOOD LABORATORY			1	100%	1
ARCADIA DIALYSIS CENTER			1	100%	1
Alden North Shore			1	100%	1
HALEYVILLE HEALTH CARE CENTER		1			1
PROVIDENCE ST PETER HOSPITAL		1			1
NEW YORK CITY DEPARTMENT OF HEALTH			1	100%	1
ENZO LABS INC			1	100%	1
JS HEALTHCARE			1	100%	1
GAMMA HEALTHCARE, INC		1			1
NORTH FLORIDA CHILD DEVELOPMENT, INC			1	100%	1
BUENA VIDA ESTATES			1	100%	1
NHC Chattanooga			1	100%	1
ATHENS LIMESTONE HOSPITAL		1			1
BODYK			1	100%	1
FRESENIUS KIDNEY CARE FORT WALTON BEACH			1	100%	1
PARKLAND HEALTH & HOSPITAL			1	100%	1
NEW ERA HEALTH CENTER INC		1			1
BORINQUEN HEALTH CENTER			1	100%	1
LIBERTY HEALTH CENTER			1	100%	1
NABI		1			1
UPMC NORTHWEST HOSPITAL			1	100%	1
ST CLOUD COMPOUNDING PHARMACY & WELLNESS CENTER		1			1
MID-FLORIDA CANCER CENTERS		1			1
MEDEXPRESS URGENT CARE - NORTH LITTLE		1			1
DERMDX, DIV OF AURORA DIAGNOSTICS/BERNHARDT LAB		1			1
GEORGETOWN URGENT CARE			1	100%	1
PROGENESIS INC			1	100%	1
GADSDEN FAMILY PRACTICE		1			1
MOSAIC MEDICAL CENTER MARYVILLE			1	100%	1

# COVID-19: testing by laboratory

Data through Dec 11, 2020 verified as of Dec 12, 2020 at 09:25 AM

Data in this report are provisional and subject to change.

The numbers in the table below represent the number of Florida and non-Florida residents for whom test results were received by the Department of Health. A person can be tested by more than one laboratory and can have both positive and negative results. **Therefore, the sum of the numbers in each column will be larger than the total number of people tested.**

Reporting lab	Inconclusive	Negative	Positive	Percent positive	Total
OAKWOOD HOSPITAL - SOUTHSORE			1	100%	1
CARTERSVILLE MEDICAL CENTER			1	100%	1
VIRGINIA UROLOGY		1			1
ADVANCE HEALTH AND WELLNESS SOLUTIONS			1	100%	1
ALL MY KIDS PEDIATRICS INC			1	100%	1
PASCO COUNTY HEALTH DEPARTMENT			1	100%	1
SHANDS JACKSONVILLE CLINICAL CENTER			1	100%	1
TENNOVA HEALTHCARE - CLEVELAND			1	100%	1
WEST DADE PEDIATRICS			1	100%	1
SPRINGFIELD HOSPITAL			1	100%	1
MINUTECLINIC DIAGNOSTIC MEDICAL GROUP		1			1
COMMUNITY MEDICAL CENTER			1	100%	1
FLORIDA DEPARTMENT OF HEALTH (FDOH)			1	100%	1
Villa Maria			1	100%	1
SOUTH FLORIDA PEDIATRIC PARTNERS			1	100%	1
HOLY FAMILY MEDICAL CENTER		1			1
CHIPOLA QUICK CARE			1	100%	1
MRMC LAB MICRO			1	100%	1
SPARTANBURG REGIONAL MEDICAL CENTER			1	100%	1
LEGACY ER & URGENT CARE - FRISCO WEST			1	100%	1
ALTA BATES SUMMIT MEDICAL CENTER CLINICAL LAB			1	100%	1
INTERNATIONAL MEDICAL LABORATORY INC		1			1
FLORIDA DEPARTMENT OF HEALTH SEMINOLE COUNTY		1			1
Cerenity Senior Care-White Bear Lake		1			1
HUNTERS CREEK PEDIATRICS		1			1
PROFESSIONAL HEALTH EXAMINERS			1	100%	1
MALUHIA		1			1
Trucare Living Centers - Columbus		1			1
SPECTRUM LUDINGTON			1	100%	1
AMERICAN HEALTH ASSOCIATES INC			1	100%	1
MEDICAL CENTER OF CENTRAL GEORGIA			1	100%	1
INNOVATIVE HEALTH DIAGNOSTIC OF CALIFORNIA			1	100%	1
STANDIFER PLACE		1			1
BIODORON LABORATORIES			1	100%	1
FAMILY PRACTICE OF DAVIE INC			1	100%	1
WINCHESTER MEDICAL CENTER			1	100%	1
CLIFTON-FINE HOSPITAL LABORATORY		1			1
ELEMENTS PHARMACY			1	100%	1
FLORIDA FAMILY LABORATORY		1			1
HOLMES FAMILY PRACTICE PA			1	100%	1
ROCKWALL URGENT CARE			1	100%	1
Eddy Memorial Geriatric Center		1			1
Bolingreen Health and Rehabilitation		1			1
ASCENSION ST VINCENT'S MEDICAL CENTER			1	100%	1
ADVENTHEALTH PHYSICIAN GROUP - APPLEWOOD			1	100%	1
MEDICAL PAVILION CLINIC			1	100%	1
DORAL KIDNEY CENTER			1	100%	1

# COVID-19: testing by laboratory

Data through Dec 11, 2020 verified as of Dec 12, 2020 at 09:25 AM

Data in this report are provisional and subject to change.

The numbers in the table below represent the number of Florida and non-Florida residents for whom test results were received by the Department of Health. A person can be tested by more than one laboratory and can have both positive and negative results. **Therefore, the sum of the numbers in each column will be larger than the total number of people tested.**

Reporting lab	Inconclusive	Negative	Positive	Percent positive	Total
OMNICARE PHARMACY OF TEXAS 1, LP		1			1
NEMOURS CHILDREN'S PRIMARY CARE			1	100%	1
Greystone Health Care Center		1			1
Kroger - KRO01100688			1	100%	1
STUART SURGERY CENTER, LLC			1	100%	1
CITRONELLE HEALTH AND REHABILITATION CENTER		1			1
FALKVILLE HEALTHCARE		1			1
LAKE BALDWIN			1	100%	1
MEDEXPRESS URGENT CARE - ROSS TOWNSHIP		1			1
ALLIANCE LABORATORY SERVICES			1	100%	1
DISCOVERY AT HOME, LLC			1	100%	1
MEDCARE QUALITY MEDICAL CENTER LLC			1	100%	1
CHRISTUS SPOHN HOSPITAL			1	100%	1
Rio Grande City Nursing and Rehab Center			1	100%	1
INTERMOUNTAIN MEDICAL CENTER			1	100%	1
BRANDON OUTREACH CLINIC			1	100%	1
PROGRESS PHARMACY INC			1	100%	1
CANDLER HOSPITAL			1	100%	1
PUBLIX PHARMACY #1114			1	100%	1
KEY WEST BRANCH MEDICAL CLINIC			1	100%	1
ST. LUKE'S HOSPITAL - BETHLEHEM CAMPUS		1			1
MINUTECLINIC DIAGNOSTIC OF NORTH CAROLINA PC #5341		1			1
WEST VIRGINIA UNIVERSITY HOSPITALS			1	100%	1
MED TECH SERVICES OF PALM BEACH INC		1			1
RCP OF MEMORIAL WEST			1	100%	1
PRECISION CLINICAL RESEARCH			1	100%	1
LABORATORY COPRORATION OF AMERICA			1	100%	1
OMAHA VA MEDICAL CENTER			1	100%	1
GSM OCED Subsection			1	100%	1
PALMA CEIA MED GROUP-SWANN		1			1
MINUTECLINIC DIAGNOSTIC MED GRP OF CA		1			1
ST JOSEPHS HOSPITAL SOUTH HOSPITAL			1	100%	1
HEALTH GUAGE			1	100%	1
TEXAS HEALTH ARLINGTON MEMORIAL		1			1
BRISTOL REGINAL MEDICAL CENTER			1	100%	1
BLACK STALLION WALK IN AND EXERCISE CLINICS LLC		1			1
US LABORATORIES			1	100%	1
YOUR KIDS URGENT CARE			1	100%	1
TIMPANOGOS REGIONAL HOSPITAL			1	100%	1
WELLMED AT FORT PIERCE		1			1
ER NEAR ME HULEN		1			1
DAYTONA BEACH CENTRA CARE			1	100%	1
COMPASSION PEDIATRICS			1	100%	1
VANAJA SUREDDI MD PA			1	100%	1
MEDEXPRESS URGENT CARE - BECKLEY		1			1
OMNI HEALTHCARE INC			1	100%	1
FIT4LIFE MEDICAL CENTER			1	100%	1

# COVID-19: testing by laboratory

Data through Dec 11, 2020 verified as of Dec 12, 2020 at 09:25 AM

Data in this report are provisional and subject to change.

The numbers in the table below represent the number of Florida and non-Florida residents for whom test results were received by the Department of Health. A person can be tested by more than one laboratory and can have both positive and negative results. **Therefore, the sum of the numbers in each column will be larger than the total number of people tested.**

Reporting lab	Inconclusive	Negative	Positive	Percent positive	Total
HUNEYCUTT FAMILY PRACTICE			1	100%	1
JACKSON MADISON CO. GEN. HOSPITAL			1	100%	1
VETERANS AFFAIRS MEDICAL CENTER - GREATER LOS ANGELES			1	100%	1
SCRIPPS CLINIC MEDICAL			1	100%	1
BEAUMONT HOSPITAL			1	100%	1
PRINCIPLE DIAGNOSTICS LLC			1	100%	1
MEDEXPRESS URGENT CARE - MT LEBANON		1			1
THYROID SPECIALTY LABORATORY			1	100%	1
SURGERY CENTER, THE			1	100%	1
NEIGHBORCARE PHARMACY SERVICES		1			1
APOPKA FAMILY HEALTH CENTER			1	100%	1
MEDICAL LIFE-INC GUIDEWELL EMERGENCY MEDICINE			1	100%	1
CFHC - FROSTPROOF			1	100%	1
Masonic Medical Research Institute			1	100%	1
BROOKSVILLE REGIONAL HOSPITAL			1	100%	1
BAPTIST HEALTH LEXINGTON			1	100%	1
CQUENTIA NGS, LLC			1	100%	1
HUDSON REGIONAL HOSPITAL			1	100%	1
Remarkable Healthcare Dallas			1	100%	1
BAPTIST HOSPITAL EAST			1	100%	1
FIVE STAR PREMIER RESIDENCES OF POMPANO BEACH			1	100%	1
NAPHCARE INC		1			1
LOGAN COUNTY HOSPITAL			1	100%	1
CORPORATION OF AMERICA		1			1
MIAMI CHILDRENS HOSPITAL MIDTOWN OUTPATIENT CENTER			1	100%	1
EH FARGO HOSPITAL LABORATORY			1	100%	1
COLONIAL MEDICAL CENTER-EAST ORLANDO			1	100%	1
WARE EXPRESS CARE			1	100%	1
ROSECASTLE OF JACKSONVILLE LLC			1	100%	1
GENESIS HEALTH SYSTEM			1	100%	1
SAINT BARNABAS MEDICAL CENTER		1			1
EXPRESS LAB LIVINGSTON			1	100%	1
Cortland Acres Association		1			1
VIVEX/UMTB BIOMEDICAL			1	100%	1
ANDREWS			1	100%	1
MULBERRY'S MOBILE PROVIDER SERVICES LLC			1	100%	1
HOLYOKE MEDICAL CENTER			1	100%	1
HELGEMO & LIQU PEDIATRICS			1	100%	1
EMERGENCY CARE SERVICES LAB AT JFK MEDICAL CENTER			1	100%	1
CVS MINUTE CLINIC DIAG OF IND, LLC #6549		1			1
ST. LUCIE COUNTY HEALTH DEPARTMENT		1			1
GEORGE WASHINGTON UNIVERSITY HOSPITAL			1	100%	1
PSL JAX BEACH OPERATIONS LLC			1	100%	1
SEASONS HOSPICE AND PALLIATIVE CARE OF			1	100%	1
BLUEWATER TOXICOLOGY			1	100%	1
HANCOCK REGIONAL HOSPITAL		1			1
CLINICAL LABORATORY DEPARTMENT			1	100%	1



# COVID-19: testing by laboratory

Data through Dec 11, 2020 verified as of Dec 12, 2020 at 09:25 AM

Data in this report are provisional and subject to change.

The numbers in the table below represent the number of Florida and non-Florida residents for whom test results were received by the Department of Health. A person can be tested by more than one laboratory and can have both positive and negative results. **Therefore, the sum of the numbers in each column will be larger than the total number of people tested.**

Reporting lab	Inconclusive	Negative	Positive	Percent positive	Total
HEALTHCARE ASSOCIATES OF IRVING, LLP			1	100%	1
IDAHO HEALTH DEPARTMENT			1	100%	1
Oakview Manor Health and Rehab		1			1
LOUNDY		1			1
ADVANCE GASTROENTEROLOGY			1	100%	1
JAX FAMILY CARE		1			1
VELOCITY URGENT CARE			1	100%	1
Riverside Nursing & Rehabilitation Center		1			1
SUN CLINICAL LABORATORIES			1	100%	1
MD NOW URGENT CARE MEDICAL CENTERS INC			1	100%	1
LITTLE FALLS HOSPITAL LABORATORY		1			1
Oak Hill Health & Rehabilitation Center			1	100%	1
BRIDGEWATER PARK ASSISTED LIVING LLC			1	100%	1
WESTON COUNTY HEALTH SERVICES			1	100%	1
ADVENTHEALTH MEDICAL GROUP OBSTETRICS			1	100%	1
PALM BEACH DIABETES AND ENDOCRINE SPECIALISTS, PA			1	100%	1
LAB. CORP. OF AMERICA			1	100%	1
BAYOU URGENT CARE			1	100%	1
SUNY AT STONY BROOK			1	100%	1
PROVIDENCE HOSPITAL			1	100%	1
ORCHID TERRACE		1			1
TALLAHASSEE MEMORIAL HEALTHCARE			1	100%	1
PARKWAY REGIONAL MEDICAL CENTER LAB			1	100%	1
Manor Care of Dunedin		1			1
MDS PHARMA SERVICES		1			1
MEDEXPRESS URGENT CARE - WEIRTON		1			1
ST. JOHN HOSPITAL & MEDICAL CENTER			1	100%	1
NEMOURS CHILDREN'S PRIMARY CARE, ST CLOUD			1	100%	1
ALLIED PHYSICIANS GROUP		1			1
SILVERMAN			1	100%	1
USC VERDUGO HILLS HOSPITAL			1	100%	1
FAITH FAMILY PRACTICE			1	100%	1
AMD			1	100%	1
ISLANDS ASSISTED LIVING FACILITY,THE			1	100%	1
SIGNATURE CARE MEMORIAL CITY			1	100%	1
INTERNAL MEDICINE & PEDIATRICS OF TAMPA BAY PA			1	100%	1
MEDEXPRESS URGENT CARE - WHEELING		1			1
ADULT MEDICINE OF LAKE COUNTY INC			1	100%	1
SANTA CLARA VALLEY MEDICAL CENTER			1	100%	1
Garden Isle Healthcare and Rehabilitation Center		1			1
RENFREW CENTERS INC		1			1
STEWART FLORIDA ALF, INC			1	100%	1
HILTON HEAD HOSPITAL/INPATIENT			1	100%	1
LIFE CARE CENTER OF HILTON HEAD		1			1
MARINA DEL REY HOSPITAL LAB			1	100%	1
AVERA ST. MARY'S HOSPITAL			1	100%	1
GENEXPERT			1	100%	1

# COVID-19: testing by laboratory

Data through Dec 11, 2020 verified as of Dec 12, 2020 at 09:25 AM

Data in this report are provisional and subject to change.

The numbers in the table below represent the number of Florida and non-Florida residents for whom test results were received by the Department of Health. A person can be tested by more than one laboratory and can have both positive and negative results. **Therefore, the sum of the numbers in each column will be larger than the total number of people tested.**

Reporting lab	Inconclusive	Negative	Positive	Percent positive	Total
MEDEXPRESS URGENT CARE, BUTLER		1			1
Gulfport Rehabilitation Center			1	100%	1
Ramsey Village		1			1
MILFORD REGIONAL HOSPITAL			1	100%	1
TITUSVILLE CENTER FOR SURGICAL EXCELLENCE LLC		1			1
IRA FIALKO DO			1	100%	1
ORMOND BEACH URGENT CARE			1	100%	1
REGIONAL MEDICAL CENTER BAYONET POINT			1	100%	1
TMH PHYSICIAN PARTNERS QUINCY			1	100%	1
ADVENTHEALTH CENTRA CARE PONCIANA			1	100%	1
WOODLAND TOWERS			1	100%	1
THE INTERNAL MEDICAL GROUP		1			1
CORNERSTONE OF RECOVERY INC		1			1
BIOMERIEUX			1	100%	1
FHPG SURGICAL ASSOCIATES OF EAST PASCO			1	100%	1
CARE POINT HEALTH AND WELLNESS CENTER		1			1
Community Compassion Center of Batesville			1	100%	1
FIU HEALTH CARE CENTER			1	100%	1
SHAMRA MEDICAL LABORATORY			1	100%	1
SKY RIDGE MEDICAL CENTER - MICRO			1	100%	1
MEDEXPRESS URGENT CARE - HUNTINGTON WE		1			1
441 URGENT CARE CENTER - BROWNWOOD			1	100%	1
Harbert Hills Academy Nursing Home		1			1
BROOKSHIRE, THE			1	100%	1
COLLINS NURSING HOME		1			1
MARYLAND DEPARTMENT OF HEALTH AND MENTAL HYGIENE-LABORATORIES			1	100%	1
UNIVERISTY OF MIAMI			1	100%	1
FALMOUTH BY THE SEA			1	100%	1
JACKSONVILLE STATEFL			1	100%	1
PCR DIAGNOSTICS			1	100%	1
WESTWOOD NURSING & REHAB		1			1
DOCTORS CARE OF PALM COAST			1	100%	1
CONSOLIDATED			1	100%	1
CVS MINUTE CLINIC			1	100%	1
ACCURATE HEALTH SERVICES CORP			1	100%	1
MEDEXPRESS URGENT CARE - TARENTUM		1			1
FLAGLER PROFESSIONAL HEALTH CARE SERVICES INC		1			1
MIDDLEBURG PEDIATRICS			1	100%	1
MINUTECLINIC DIAGNOSTIC OF NEW MEXICO LLC #7552		1			1
OCHSNER MEDICAL CENTER			1	100%	1
ANDREWS INSTITUTE AMBULATORY SURGERY CENTER		1			1
PHYSICIANS URGENT CARE			1	100%	1
HELEN HAYES HOSPITAL LABORATORY		1			1
TRUMAN MEDICAL CENTER - HOSPITAL HILL			1	100%	1
HARDEE COUNTY FIRE RESCUE		1			1
ALPHA CLINICAL LABORATORY CORP.			1	100%	1
MAYO CLINIC BEACHES PRIMARY CARE CTR		1			1

# COVID-19: testing by laboratory

Data through Dec 11, 2020 verified as of Dec 12, 2020 at 09:25 AM

Data in this report are provisional and subject to change.

The numbers in the table below represent the number of Florida and non-Florida residents for whom test results were received by the Department of Health. A person can be tested by more than one laboratory and can have both positive and negative results. **Therefore, the sum of the numbers in each column will be larger than the total number of people tested.**

Reporting lab	Inconclusive	Negative	Positive	Percent positive	Total
MANSFIELD MEDICAL LODGE			1	100%	1
MERCYONE DES MOINES MEDICAL CENTER			1	100%	1
PHYSICIAN ASSOCIATES, LLC			1	100%	1
MISIR DRUGS LLC		1			1
RIVERSIDE MEDICAL CENTER		1			1
MEDAC AT PORTERS NECK			1	100%	1
NEMOURS CHILDRENS PRIMARY CARE OVIEDO			1	100%	1
DUKE HEALTH REGIONAL HOSPITAL			1	100%	1
Heartland of Perrysburg		1			1
LRGHEALTHCARE		1			1
NORTHCREST MEDICAL CENTER			1	100%	1
HARRIS URGENT CARE CENTER			1	100%	1
HEALTH CARE SERVICES LC			1	100%	1
Elm Crest Senior Living Community		1			1
Dulles Health and Rehab Center		1			1
SAINT JOSEPHS HOSPITAL OF ATLANTA			1	100%	1
GENESIS MICROBIOLOGY LAB		1			1
NDX-CORE LAB			1	100%	1
EASTMAN HEALTHCARE & REHAB		1			1
MEDEXPRESS URGENT CARE - GLENDALE		1			1
CALIFORNIA PUBLIC HEALTH LABORATORY			1	100%	1
MOUNT SINAI COMPREHENSIVE CANCER CENTER			1	100%	1
GREATER TAMPA AT HOME			1	100%	1
CARESPOT EXPRESS HEALTHCARE BOYNTON BEACH			1	100%	1
OXY-GENLAB			1	100%	1
MEDEXPRESS URGENT CARE - IRVING		1			1
PROGRESSIVE MEDICAL RESEARCH			1	100%	1
LAKE CONWAY URGENT CARE LLC		1			1
CARE CENTERS OF NASSAU, LLC - HENDRICKS RD		1			1
EXCEL URGENT CARE OF NJ			1	100%	1
HERNANDO COUNTY HEALTH DEPT			1	100%	1
MEDICAL ASSOCIATES OF BREVARD LLC		1			1
FAIRVIEW SOUTHDALE			1	100%	1
THE HEART HOSPITAL BAYLOR PLANO			1	100%	1
BIOMAT USA			1	100%	1
WHITE-WILSON MEDICAL CENTER - FORT WALTON BEACH			1	100%	1
LEE MEMORIAL HOSPITAL BLOOD GAS LAB			1	100%	1
COOPER CLINIC			1	100%	1
QUEST DIAGNOSTICS CLINICAL LABORATORIES INC		1			1
ALLEGHENY GENERAL HOSPITAL			1	100%	1
BOLLES SCHOOL, THE			1	100%	1
ADVENTHEALTH MEDICAL GROUP PEDIATRICS		1			1
San Antonio Residence and Rehabilitation Center		1			1
CLINICAL LABORATORY		1			1
VA OPTOMETRY CLINIC			1	100%	1
LOUISIANA STATE LAB			1	100%	1
HEALTH AND WELLNESS CENTER			1	100%	1

# COVID-19: testing by laboratory

Data through Dec 11, 2020 verified as of Dec 12, 2020 at 09:25 AM

Data in this report are provisional and subject to change.

The numbers in the table below represent the number of Florida and non-Florida residents for whom test results were received by the Department of Health. A person can be tested by more than one laboratory and can have both positive and negative results. **Therefore, the sum of the numbers in each column will be larger than the total number of people tested.**

Reporting lab	Inconclusive	Negative	Positive	Percent positive	Total
CLERMONT PEDIATRICS, PA			1	100%	1
CACERES SPECIALIZED GYNECOLOGY		1			1
SEATTLE-KING COUNTY			1	100%	1
ANY LAB TEST FAST CORP			1	100%	1
BELLE GLADES HEALTH CLINIC			1	100%	1
HAMILTON CI MAIN UNIT ANNEX/ WORK CAMP			1	100%	1
DOCTOR'S IN-HOUSE LAB/COMMUNITY HEALTH CENTERS OF PINELLAS - JOHNNIE R			1	100%	1
MERITUS MEDICAL CENTER			1	100%	1
MISSOURI DEPARTMENT OF HEALTH AND SENIOR SERVICES - STATE PH LAB		1			1
XSTREMEMD			1	100%	1
Lanier Rehab			1	100%	1
MEMORIAL HEALTH UNIVERSITY MEDICAL CENTER			1	100%	1
JUPITER PEDIATRIC ASSOCIATES, PA			1	100%	1
RIVERSIDE METHODIST HOSPITAL LAB			1	100%	1
SOUTHERN HILLS MEDICAL CENTER			1	100%	1
FLORIDA KEYS PED AND ADOLES CTR			1	100%	1
URGENT DOC -NACOGODOCHES CLINIC			1	100%	1
Kroger - KR070300083			1	100%	1
COMMUNITY PHYSICIANS OF NORTH PORT PA			1	100%	1
The Crossroads		1			1
INSPIRE HEALTHCARE CENTER			1	100%	1
WHEATON FRANCISCAN LABORATORY			1	100%	1
MEDEXPRESS URGENT CARE - RICHMOND, W BROAD ST		1			1
SV MOBILE HEALTH			1	100%	1
ST. LUKES HOSPITAL			1	100%	1
HIBISCUS COURT			1	100%	1
MEDICAL CLINIC OF HOUSTON			1	100%	1
BOND COUNTY HEALTH DEPARTMENT			1	100%	1
Bayou Vista Community Care Center			1	100%	1
STANFORD HEALTH CARE ANATOMIC PATHOLOGY & CLINICAL LAB			1	100%	1
METHODIST MANSFIELD MEDICAL CENTER			1	100%	1
PRIMEX CLINICAL LABORATORIES INC			1	100%	1
LEE MEMORIAL HOSPITAL OUTPATIENT SURGERY CENTER			1	100%	1
ST LUKES SURGICAL AT THE VILLAGES INC			1	100%	1
Waters of Covington		1			1
Southwest Louisiana Veterans Home			1	100%	1
HERNANDO CHILDREN'S			1	100%	1
MINUTECLINIC LLC #7225			1	100%	1
MINUTECLINIC DIAG OF IND LLC #1138		1			1
HAWKEYE CARE CENTER DUBUQUE		1			1
BAHIA OAKS LODGE		1			1
MED CHOICE CENTER OF NORTH MIAMI			1	100%	1
BASCOM PALMER EYE INSTITUTE			1	100%	1
MEDEXPRESS URGENT CARE - LINCOLN		1			1
Chateau Living Center			1	100%	1
Lemont Nursing and Rehab Center			1	100%	1
PRIME CARE FAMILY MEDICINE			1	100%	1

# COVID-19: testing by laboratory

Data through Dec 11, 2020 verified as of Dec 12, 2020 at 09:25 AM

Data in this report are provisional and subject to change.

The numbers in the table below represent the number of Florida and non-Florida residents for whom test results were received by the Department of Health. A person can be tested by more than one laboratory and can have both positive and negative results. **Therefore, the sum of the numbers in each column will be larger than the total number of people tested.**

Reporting lab	Inconclusive	Negative	Positive	Percent positive	Total
SHANNON CLARK OD, PA			1	100%	1
SKYRIDGE CLINICAL ASSOCIATES		1			1
FLORIDA MEDICAL CLINIC PA GI			1	100%	1
COMPASSION PEDIATRIC URGENT CARE LLC			1	100%	1
MOUNT SINAI AVENTURA DIAGNOSTIC CENTER			1	100%	1
LIFE CARE CENTER OF GWINNETT		1			1
HIGHLANDS CLINICAL LABORATORY			1	100%	1
Rehab Select of Talladega		1			1
CONTINENTAL HOME HEALTH CARE INC			1	100%	1
LabCorp L#09258295 M#09258285			1	100%	1
FREEPORT ER DOX URGENT CARE		1			1
Community Care Center of Heritage House, LLC			1	100%	1
Livingston County Center for Nursing and Rehabilitation		1			1
BAPTIST HOSPITAL EMPLOYEE HEALTH OFF			1	100%	1
PALMETTO PRIMARY CARE PHYSICIANS			1	100%	1
POETS WALK SARASOTA			1	100%	1
OPTIMAL MEDICINE INC		1			1
HARLEM HOSPITAL CENTER		1			1
EAST END PEDIATRICS		1			1
Bivins Pointe			1	100%	1
SMITH NORTHVIEW HOSPITAL LAB			1	100%	1
Lab MSMC Hialeah			1	100%	1
CVA MINUTE CLINIC DIAGNOSTIC OF VIRGINIA, LLC		1			1
THOMAS HOSPITAL			1	100%	1
ULTIMATE ANALYSIS LABORATORY			1	100%	1
WELLSNOW URGENT CARE-OSWEGO			1	100%	1
SARASOTA MEMORIAL HOSPITAL		1			1
PUTNAM CO HOSPITAL-D/B/A ASBURY TOWERS		1			1
West Bay of Tampa Center			1	100%	1
PEDIATRIC ASSOCIATES - JACKSONVILLE			1	100%	1
PALM SPRINGS GENERAL HOSPITAL			1	100%	1
Henry County Health and Rehabilitation		1			1
UNIVERSITY OF NORTH CAROLINA HOSPITALS			1	100%	1
VISTA DEL SOL MED ASSOC		1			1
SPECTRUM LABORATORY			1	100%	1
El Paso Health Care Center			1	100%	1
KAISER PERMANENTE REGIONAL REFERENCE LABORATORY		1			1
FLORIDA DEPARTMENT OF HEALTH PALM BEACH COUNTY			1	100%	1
WALKIN MEDICAL URGENT CARE,NEW CITY			1	100%	1
DUKE UNIVERSITY POINT OF CARE TESTING PROGRAM			1	100%	1
LAURELLWOOD NURSING CENTER		1			1
HAMILTON CHD		1			1
HEALTHQUEST, INC			1	100%	1
TAMPA URGENT CARE			1	100%	1
PALM BEACH COUNTY HEALTH DEPT.			1	100%	1
VALLEY HOSPITAL MEDICAL CENTER		1			1
HENRICO DOCTOR'S LABORATORY			1	100%	1



# COVID-19: testing by laboratory

Data through Dec 11, 2020 verified as of Dec 12, 2020 at 09:25 AM

Data in this report are provisional and subject to change.

The numbers in the table below represent the number of Florida and non-Florida residents for whom test results were received by the Department of Health. A person can be tested by more than one laboratory and can have both positive and negative results. **Therefore, the sum of the numbers in each column will be larger than the total number of people tested.**

Reporting lab	Inconclusive	Negative	Positive	Percent positive	Total
ORANGE PARK PEDIATRICS			1	100%	1
IVAN, MAYA			1	100%	1
DIXITKUMAR N MODI MD PA			1	100%	1
Manorcare Health Services West Reading North		1			1
ST.ELIZABETH HEALTH CENTER	1				1
GUIDEWELL EMERGENCY MEDICINE DOCTORS LLC			1	100%	1
VILLAGES REHABILITATION AND NURSING CENTER		1			1
LAKE COMMUNITY ACTION AGENCY		1			1
OAKMONT WEST- GREENVILLE SC		1			1
MINUTECLINIC, DIAGNOSTIC OF TEXAS, LLC		1			1
KEY TRAINING CENTER			1	100%	1
ARCPPOINT LABS OF ALTAMONTE SPRINGS			1	100%	1
WIREGRASS MEDICAL CENTER			1	100%	1
OAKBRIDGE TERRACE AT SAE			1	100%	1
CLEARWATER PAIN MANAGEMENT ASSOCIATES			1	100%	1
ADVENTHEALTH MEDICAL GROUP ADULT AND SENIOR HEALTH			1	100%	1
Maple Lane Nursing Home		1			1
ALLEGANY COUNTY DEPARTMENT OF HEALTH		1			1
ORDRS, INC.			1	100%	1
ABBEY MANOR RETIREMENT RESIDENCE INC		1			1
VAULT MEDICAL SERVICES			1	100%	1
A.G. Rhodes		1			1
SIMEDHEALTH LLC		1			1
Luther Acres Manor		1			1
MEDEXPRESS URGENT CARE-KATY		1			1
CHI ST. LUKE'S HEALTH BCM MEDICAL CENTER			1	100%	1
Seal Rock Healthcare		1			1
SAINT JOSEPH'S HOSPITAL AND MEDICAL CENTER		1			1
MEDEXPRESS - NEWARK		1			1
ESOTERIC LAB			1	100%	1
MINUTECLINIC 7196		1			1
EDWARD HOSPITAL			1	100%	1
NEMOURS CHILDRENS PRIMARY CARE CLERMONT			1	100%	1
CARENOW URGENT CARE-WEST END		1			1
THE MEDICAL CENTER AT BOWLING GREEN			1	100%	1
MAYO CLINICAL LABORATORIES		1			1
LAB TEST KENDALL LLC		1			1
MEDEXPRESS URGENT CARE - FAYETTEVILLE		1			1
COASTAL SKIN SURGERY AND DERMATOLOGY PL		1			1
UNIVERSITY OF IOWA HOSPITALS & CLINICS			1	100%	1
GRAND VILLA OF DELAND			1	100%	1
LAKEVIEW HEALTH CARE SYSTEM LLC			1	100%	1
CONSULATE HEALTH CARE OF VERO BEACH			1	100%	1
INTEGRATED GENETICS SEQUENOM		1			1
DESERT HOSPITAL/CPHU CLINICAL LABORATORY			1	100%	1
GALVESTON COUNTY HEALTH DISTRICT			1	100%	1
OAK HAVEN REHAB AND NURSING CENTER			1	100%	1

# COVID-19: testing by laboratory

Data through Dec 11, 2020 verified as of Dec 12, 2020 at 09:25 AM

Data in this report are provisional and subject to change.

The numbers in the table below represent the number of Florida and non-Florida residents for whom test results were received by the Department of Health. A person can be tested by more than one laboratory and can have both positive and negative results. **Therefore, the sum of the numbers in each column will be larger than the total number of people tested.**

Reporting lab	Inconclusive	Negative	Positive	Percent positive	Total
MAYO CLINIC OUTPATIENT DIALYSIS CENTER			1	100%	1
TENNOVA ER - SANGO			1	100%	1
Avante at Orlando		1			1
MEDEXPRESS URGENT CARE-BRENTWOOD		1			1
WALGREENS #01398			1	100%	1
PALM WEST INTERNIST PA			1	100%	1
UNITED HEALTHCARE			1	100%	1
ST GERARD'S COMMUNITY OF CARE		1			1
Valley Center (WV)			1	100%	1
Regency Square			1	100%	1
MCH PHYSICIANS GROUP			1	100%	1
GRAND VIEW HOSPITAL			1	100%	1
NORWALK HOSPITAL			1	100%	1
MEMORIAL HOSPITAL WEST			1	100%	1
CELEBRATION PRIMARY CARE ASSOCIATES LLC		1			1
HAVASU REGIONAL MEDICAL CENTER			1	100%	1
HALIFAX HEALTH URGENT CARE			1	100%	1
SPORTS MEDICINE CLINIC - U OF WYOMING			1	100%	1
Heritage of Red Cloud		1			1
QC LABORATORY			1	100%	1
PRIMECARE AT PORT ORANGE			1	100%	1
MEDONE URGENT CARE			1	100%	1
MEDICAL ASSOCIATES OF CARTER		1			1
BIOLOGICAL AND CHEMICAL EMERGENCIES LABORATORY			1	100%	1
ALL CARE URGENT CARE			1	100%	1
MEA PRIMARY CARE PLUS BYRAM			1	100%	1
Carington Park			1	100%	1
COLONIAL VILLA GOOD SAMARITAN CENTER		1			1
Brio of Johnston		1			1
STONECREST MEDICAL CENTER		1			1
REGIONAL MEDICAL LABORATORY			1	100%	1
NEW YORK PRESBYTERIAN HOSPITAL			1	100%	1
Buena Vista Care Center		1			1
BRIGHAM AND WOMEN'S HOSPITAL			1	100%	1
PROGRESSIVE MEDICAL LAB LLC			1	100%	1
TAYLOR MANOR		1			1
PHYSICIANS PRIMARY CARE LEHIGH PEDS			1	100%	1
EXCEPTIONAL EMERGENCY CENTER			1	100%	1
EASTSIDE MEDICAL CLINIC		1			1
EDGAR PRICE FAMILY & CHILDREN HEALTHCARE CENTER			1	100%	1
CORDOVA FAMILY PRACTICE			1	100%	1
BRANDON REGIONAL EMERGENCY CTR			1	100%	1
WAKULLA COUNTY HEALTH DEPARTMENT		1			1
SUSAN F. WILLIAMS M.D., P.A.			1	100%	1
ONslow COUNTY HEALTH DEPARTMENT			1	100%	1
LAS PALMAS MEDICAL CENTER			1	100%	1
BARRINGTON TERRACE NAPLES			1	100%	1

# COVID-19: testing by laboratory

Data through Dec 11, 2020 verified as of Dec 12, 2020 at 09:25 AM

Data in this report are provisional and subject to change.

The numbers in the table below represent the number of Florida and non-Florida residents for whom test results were received by the Department of Health. A person can be tested by more than one laboratory and can have both positive and negative results. **Therefore, the sum of the numbers in each column will be larger than the total number of people tested.**

Reporting lab	Inconclusive	Negative	Positive	Percent positive	Total
NEW YORK STATE DEPARTMENT OF HEALTH			1	100%	1
CYPRESS CREEK MEDICAL CENTER			1	100%	1
MEDEXPRESS ELKINS		1			1
FLORIDA DIGESTIVE AND LIVER SPECIALISTS			1	100%	1
ST PETE DIRECT PRIMARY CARE		1			1
ADVENTHEALTH HOSPICE CARE CENTRAL FLORIDA		1			1
CLINICAL TRIALS OF TAMPA LLC		1			1
MAINE HEALTH AND ENVIRONMENTAL TESTING LABORATORY			1	100%	1
DSI LABORATORIES-NAPLES-7TH			1	100%	1
INTERNAL MEDICINE GROUP OF CENTRAL FLORIDA			1	100%	1
SANTA ROSA PEDIATRICS			1	100%	1
CVS HEALTH, #5962		1			1
ADVENT HEALTH CENTRAL TEXAS		1			1
CAROLINAS HEALTHCARE SYSTEM LAB			1	100%	1
MEMORIAL HEALTH SYSTEM		1			1
OVIDO CHILDRENS HEALTH CENTER LLC		1			1
Garden View Care Center at Dougherty Ferry		1			1
SERENADES BY SONATA		1			1
ROCKLEDGE HEALTH & REHABILITATION CENTER			1	100%	1
HEALGEN SCIENTIFIC			1	100%	1
MEDEXPRESS URGENT CARE - JEANNETTE		1			1
MEDEXPRESS URGENT CARE GREENSBURG		1			1
VITAS HEALTH INC			1	100%	1
MEDEXPRESS - WILMINGTON KIRKWOOD HIGHWAY		1			1
IZ MEDICAL		1			1
CARENOW URGENT CARE – SPRING			1	100%	1
MINNESOTA DEPARTMENT OF HEALTH LABORATORY			1	100%	1
CENTRAL FLORIDA HOSPITALIST			1	100%	1
Miller Health Care Center			1	100%	1
BAYCARE MEDICAL GROUP, INC		1			1
HARDIN MEMORIAL HOSPITAL - HEARTLAND PATHOLOGY CONSULTANTS			1	100%	1
BEST MEDICAL CENTER		1			1
CELEBRATION FAMILY PHYSICIANS LLC			1	100%	1
Alden Lincoln Park			1	100%	1
BAPTIST HEALTH SURGERY CENTER			1	100%	1
LAKELAND MEDICAL CENTER			1	100%	1
MEDEXPRESS URGENT CARE - LOGAN		1			1
NORTH CAROLINA STATE LABORATORY OF PUBLIC HEALTH, SPECTRUM LAB NETWORK			1	100%	1
STEPHENS COUNTY HOSPITAL			1	100%	1
LABONE		1			1
SACRED HEART MEDICAL CENTER			1	100%	1
HEARTLAND REGIONAL MEDICAL CENTER		1			1
FLORIDA HOSPITAL TRANSPLANT CENTER		1			1
2504-HOMEWOOD		1			1
WELLINGTON REGIONAL MEDICAL CENTER			1	100%	1
PALM COAST DRAW STATION/AMERICAN HEALTH ASSOCIATES		1			1
LIFELINK TRANSPLANT INSTITUTE LAB			1	100%	1

# COVID-19: testing by laboratory

Data through Dec 11, 2020 verified as of Dec 12, 2020 at 09:25 AM

Data in this report are provisional and subject to change.

The numbers in the table below represent the number of Florida and non-Florida residents for whom test results were received by the Department of Health. A person can be tested by more than one laboratory and can have both positive and negative results. **Therefore, the sum of the numbers in each column will be larger than the total number of people tested.**

Reporting lab	Inconclusive	Negative	Positive	Percent positive	Total
NONA MEDICAL ARTS		1			1
SOUTHERN LABORATORY SERVICES OF NWF		1			1
METRO HEALTH HOSPITAL LABORATORY		1			1
UNIVERSITY URGENT CARE			1	100%	1
WALGREENS #10308		1			1
FAMILY MEDICAL CENTERS			1	100%	1
CVS HEALTH, #1994		1			1
PINELLAS CHD - CLEARWATER			1	100%	1
RIVERSIDE COUNTY PUBLIC HEALTH LABORATORY			1	100%	1
DOCTORS EXPRESS OF ST PETERSBURG			1	100%	1
FLEMING ISLAND CENTER FOR CLINICAL RESEARCH		1			1
MEDEXPRESS URGENT CARE - SOUTH CHARLESTON		1			1
ALLIED PEDIATRICS & FAMILY MEDICINE			1	100%	1
MINUTECLINIC LLC #5157			1	100%	1
SAINT ALPHONSUS REGIONAL MEDICAL CENTER			1	100%	1
BREVARD FAMILY WALK IN CLINIC			1	100%	1
WARD MEMORIAL HOSPITAL		1			1
NASSAU COUNTY HEALTH DEPARTMENT-FERNANDINA BEACH C		1			1
ARIZONA STATE LABORATORY			1	100%	1
MARION COUNTY HEALTH DEPARTMENT			1	100%	1
Good Samaritan Society - Albion		1			1
GATEWAY LABORATORIES		1			1
SISTERS MISSION			1	100%	1
BLUFFTON HEALTH CENTER			1	100%	1
BRONSON METHODIST HOSPITAL			1	100%	1
TITUSVILLE TOWERS ASSISTED LIVING		1			1
MINUTECLINIC LLC #4024			1	100%	1
ADVANCED LABORATORY SERVICES			1	100%	1
SWEDISH COVENANT HOSPITAL			1	100%	1
PUBLIX PHARMACY #0332		1			1
AUSTIN PUBLIC HEALTH			1	100%	1
Peninsula Nursing and Rehabilitation Center		1			1
WINTER GARDEN CHILDREN'S HEALTH CENTERS			1	100%	1
POPLAR HEALTHCARE			1	100%	1
EXPRESS CARE OF TAMPA BAY LLC		1			1
FLORIDA HEART AND VASCULAR MULTISPECIALTY GROUP PA			1	100%	1
UMASS MEMORIAL/MARLBORO HOSPITAL			1	100%	1
MEDEXPRESS URGENT CARE, CHAMBERSBURG		1			1
NORTHERN KENTUCKY HEALTH DEPARTMENT			1	100%	1
KEY WEST HMA PHYSICIAN MANAGEMENT, LLC			1	100%	1
BROOKS REHAB			1	100%	1
NORTH BROWARD MEDICAL CENTER			1	100%	1
HABANA HEALTH CARE CENTER			1	100%	1
SHELBYVILLE HOSPITAL COMPANY		1			1
LEE PHYSICIAN GROUP			1	100%	1
VA PRIMARY CARE ANNEX			1	100%	1
TENNESSEE VALLEY HCS			1	100%	1

# COVID-19: testing by laboratory

Data through Dec 11, 2020 verified as of Dec 12, 2020 at 09:25 AM

Data in this report are provisional and subject to change.

The numbers in the table below represent the number of Florida and non-Florida residents for whom test results were received by the Department of Health. A person can be tested by more than one laboratory and can have both positive and negative results. **Therefore, the sum of the numbers in each column will be larger than the total number of people tested.**

Reporting lab	Inconclusive	Negative	Positive	Percent positive	Total
HAYS CLINICAL LAB			1	100%	1
MOUNT SINAI MEDICAL CENTER AVENTURA ER			1	100%	1
WillowBrooke Court at Westminster Village		1			1
FLORIDA CLINICAL RESEARCH CENTER, LLC			1	100%	1
WELLCARE URGENT CARE			1	100%	1
Diversicare of Smyrna		1			1
GIBSON AREA PRIMARY CARE			1	100%	1
Cornerstone at the Ranch		1			1
CAREMED CLINIC LLC			1	100%	1
TREASURE COAST MEDICAL CONCIERGE LLC			1	100%	1
ST. MICHAEL'S ELITE HOSPITAL			1	100%	1
HENRY FORD WEST BLOOMFIELD HOSPITAL			1	100%	1
VIRTUA WEST JERSEY HOSPITAL		1			1
PRACTITIONERS IN MOTION			1	100%	1
OCALA REGIONAL DIALYSIS- NORTH			1	100%	1
University Plaza Rehabilitation and Nursing			1	100%	1
MARTIN MEDICAL CENTER INC		1			1
GREENTREE MEDICAL CENTER			1	100%	1
HENRY FORD HOSPITAL			1	100%	1
MIAMI-DADE COUNTY HEALTH DEPT.		1			1
LITTLE COMPANY OF MARY HOSPITAL			1	100%	1
CAREWELL URGENT CARE FITCHBURG			1	100%	1
FLAGLER COUNTY BOARD OF COUNTY COMMISSIONERS			1	100%	1
QUALITY CLINICAL LAB LLC			1	100%	1
HAWAII DEPARTMENT OF HEALTH LAB			1	100%	1
CROSS POINTE CARE CENTER		1			1
Hampton Court Nursing and Rehabilitation Center			1	100%	1
SOUTH FLORIDA URGENT CARE CENTERS, LLC			1	100%	1
LEXINGTON PLACE SENIOR LIVING COMMUNITY		1			1
Caldwell Care		1			1
CAH ACQUISITION COMPANY 11 LLC			1	100%	1
CAROMONT HEALTH			1	100%	1
WINDSOR MANOR			1	100%	1
UNIVERSITY OF MARYLAND PATHOLOGY ASSOCIATES			1	100%	1
WALGREENS #06025		1			1
STATE OF FLORIDA			1	100%	1
AFFINITY URGENT CARE			1	100%	1
PALMS OF FT MYERS,THE			1	100%	1
CULVER CITY URGENT CARE			1	100%	1
PENINSULA REGIONAL MED CTR LAB			1	100%	1
FHPG_EXP CARE W HILLSBOROUGH			1	100%	1
OSF ST JOSEPH MEDICAL CENTER			1	100%	1
UNIV OF NORTH ALABAMA HEALTH CENTER		1			1
CEPERO PEDIATRICS PA			1	100%	1
METROHEALTH SYSTEM			1	100%	1
HORIZON MEDICAL CENTER			1	100%	1
OLEAN GENERAL HOSPITAL		1			1



# COVID-19: testing by laboratory

Data through Dec 11, 2020 verified as of Dec 12, 2020 at 09:25 AM

Data in this report are provisional and subject to change.

The numbers in the table below represent the number of Florida and non-Florida residents for whom test results were received by the Department of Health. A person can be tested by more than one laboratory and can have both positive and negative results. **Therefore, the sum of the numbers in each column will be larger than the total number of people tested.**

Reporting lab	Inconclusive	Negative	Positive	Percent positive	Total
Sherwood Oaks Health Center			1	100%	1
Heartland Healthcare Center Boca Raton			1	100%	1
LUMICO LIFE INSURANCE COMPANY		1			1
NCHMD, INC SOUTHEAST IMMEDIATE CARE			1	100%	1
MEDEXPRESS URGENT CARE - BATTLE CREEK		1			1
URGENT CARE AND SURGERY CENTER			1	100%	1
LEHIGH REGIONAL WOUND CENTER			1	100%	1
JOHNSON & JOHNSON VISION CARE-VISTAKON			1	100%	1
RENOWN REGIONAL MEDICAL CENTER			1	100%	1
FLORIDA MEDICAL ASSOCIATES LLC			1	100%	1
JOHN D. ARCHBOLD MEMORIAL HOSPITAL			1	100%	1
NEW YORK UNIVERSITY MEDICAL CENTER			1	100%	1
UF KANAPAHA LAB BEAKER		1			1
PATHOLOGYT & LAB MEDICINE SERVICES			1	100%	1
CLEVELAND CLINIC OHIO LABORATORIES			1	100%	1
CHOTA COMMUNITY HEALTH SERVICES		1			1
NORTH MIAMI BEACH SURGICAL CENTER			1	100%	1
REFERENCE LABORATORY			1	100%	1
MEDEXPRESS URGENT CARE - SPRINGFIELD, COOLEY ST		1			1
BAYMEADOWS PEDIATRIC CARE		1			1
GOLDING-GRANADO MEDICAL ASSOCIATES		1			1
UNIVERSITY OF SOUTH FLORIDA			1	100%	1
FAYETTE MEDICAL CENTER LAB		1			1
MEDEXPRESS URGENT CARE - OMAHA N 72 ST		1			1
PREMIER PEDIATRICS			1	100%	1
FLORHAM PARK ENDOSCOPY CENTER		1			1
Harris Hill Nursing Facility		1			1
MEDEXPRESS URGENT CARE FOX CHAPEL		1			1
MARYLAND DEPARTMENT OF HEALTH AND MENTAL HYGIENE			1	100%	1
VA OUTPATIENT PHARMACY			1	100%	1
PEDIATRICS URGENT CARE, LLC			1	100%	1
MONMOUTH MEDICAL CENTER		1			1
HOLLAND COMMUNITY HOSPITAL		1			1
MINUTE CLINIC DIAGNOSTICS OF IN, LLC #6252		1			1
Memorial Health Care Center			1	100%	1
SANITAS RESEARCH LLC			1	100%	1
GOSHEN HOSPITAL			1	100%	1
NEW MILFORD HOSPITAL			1	100%	1
DEPT OF VA MEDICAL CENTER - MIAMI			1	100%	1
EAST TENNESSEE STATE UNIVERSITY		1			1
BOSTON MEDICAL CENTER			1	100%	1
ACCESS MEDICAL GROUP OF TAMPA INC			1	100%	1
BIOMAT ORLANDO		1			1
LAREDO EMERGENCY ROOM			1	100%	1
15 TO KNOW			1	100%	1
PORT ORANGE NURSING & REHAB			1	100%	1
MOUNT SINAI MEDICAL CENTER OF FLORIDA, INC			1	100%	1

# COVID-19: testing by laboratory

Data through Dec 11, 2020 verified as of Dec 12, 2020 at 09:25 AM

Data in this report are provisional and subject to change.

The numbers in the table below represent the number of Florida and non-Florida residents for whom test results were received by the Department of Health. A person can be tested by more than one laboratory and can have both positive and negative results. **Therefore, the sum of the numbers in each column will be larger than the total number of people tested.**

Reporting lab	Inconclusive	Negative	Positive	Percent positive	Total
HELIX BIOMEDICS LLC			1	100%	1
FORT LOUDOUN PRIMARY CARE		1			1
MEDEXPRESS URGENT CARE - ANDERSON		1			1
PORTSMOUTH REG. HOSPITAL			1	100%	1
COSTCO PHARMACY #1023			1	100%	1
SPRINGBROOK HOSPITAL			1	100%	1
NORTH PINELLAS CHILDRENS MEDICAL CENTER INC			1	100%	1
ONPOINT URGENT CARE			1	100%	1
COVENANT HEALTH		1			1
BROOKS -TLC HOSPITAL SYSTEM			1	100%	1
SCIENCE CARE			1	100%	1
MEDEXPRESS URGENT CARE - FORT WORTH S		1			1
Shoreline Care Center			1	100%	1
NEVADA DEPARTMENT OF HEALTH AND HUMAN SERVICES			1	100%	1
CHRISTIANA HOSPITAL		1			1
CARENOW URGENT CARE - CENTRAL AUSTIN			1	100%	1
FLORIDA HOSPITAL LAB			1	100%	1
Florida Baptist Retirement Center		1			1
AFTER HOURS PEDS			1	100%	1
UF HEALTH THE VILLAGES			1	100%	1
STEINHATCHEE DRUGS			1	100%	1
SOUTHWEST FLORIDA DIVISION LAB			1	100%	1
NHLS		1			1
PALOMAR MEDICAL CENTER			1	100%	1
AFFILIATED LABORATORIES INC			1	100%	1
FRASER MEMORIAL HOSPITAL			1	100%	1
SACRED HEART HEALTH SYSTEM- MIDWIFE PROGRAM			1	100%	1
CITY OF NEW YORK DEPARTMENT OF HEALTH			1	100%	1
LAWRENCE GENERAL HOSPITAL			1	100%	1
LAKE REGIONAL HEALTH			1	100%	1
HCL LABORATORIES			1	100%	1
MINUTECLINIC LLC # 3930			1	100%	1
CHESAPEAKE REGIONAL MEDICAL CENTER			1	100%	1
JOSEPH SCHENKER MD PC		1			1
CHILDRENS SPECIALIST PEDIATRIC PULMMOLOGY &			1	100%	1
PENSACOLA PATHOLOGY		1			1
SYNAPSE ANALYTICAL LABS		1			1
EXACCARE KINGSTON, LLC			1	100%	1
ALL PRO ORTHOPEDICS & SPORTS MEDICINE, PA			1	100%	1
MEDEXPRESS - NEW CASTLE, DUPONT HWY		1			1
PHYSICIANS PREMIER			1	100%	1
HOUSTON METHODIST HOSPITAL			1	100%	1
JMC TALLAHASSEE, LLC			1	100%	1
American Fork Care Center dba Heritage Care Center		1			1
MED TECH CLINICAL LABORATORY		1			1
CFCH - FROSTPROOF			1	100%	1
TMH PHYSICIAN PARTNERS			1	100%	1

# COVID-19: testing by laboratory

Data through Dec 11, 2020 verified as of Dec 12, 2020 at 09:25 AM

Data in this report are provisional and subject to change.

The numbers in the table below represent the number of Florida and non-Florida residents for whom test results were received by the Department of Health. A person can be tested by more than one laboratory and can have both positive and negative results. **Therefore, the sum of the numbers in each column will be larger than the total number of people tested.**

Reporting lab	Inconclusive	Negative	Positive	Percent positive	Total
NORTHEAST TEXAS DIALYSIS		1			1
TANGLEWOOD MANOR		1			1
SANTA MONICA CA-UCLA MC			1	100%	1
Florence Home		1			1
NORTH SHORE MEDICAL CENTER - SALEM HOSPITAL			1	100%	1
ORLANDO HEALTH PHYSICIAN GROUP			1	100%	1
SUMMIT LABORATORY			1	100%	1
MEDSTAR HEALTH URGENT CARE			1	100%	1
STAMFORD HOSPITAL			1	100%	1
PULSE MEDICAL GROUP INC			1	100%	1
ORMC-ARDEN/EOI			1	100%	1
DONALSONVILLE HOSPITAL			1	100%	1
BRUCE S WEST MD			1	100%	1
LSU MEDICAL CENTER			1	100%	1
SONNI'S PEDIATRICS			1	100%	1
CELEBRATION HOSPITAL			1	100%	1
ST. MARY'S HOSPITAL			1	100%	1
WHITE WILSON MEDICAL CENTER NEPHROLOGY			1	100%	1
Oakwood - North Baldwins Center for Living		1			1
Senatobia Healthcare & Rehab		1			1
FLORIDA HOSPITAL ORMOND BEACH			1	100%	1
Central Park Healthcare & Rehabilitation Center		1			1
ALPHA 1 ANTITRYPSIN RESEARCH PROGRAM			1	100%	1
BAYCARE LABORATORIES			1	100%	1
MOORE CLINICAL RESEARCH INC			1	100%	1
SOUTHWOOD NURSING & RETIREMENT CENTER		1			1
COVID TESTING LLC			1	100%	1
ACCESS LABORATORIES LLC			1	100%	1
ST JOHNS MEDICAL CENTER		1			1
ADVENTHEALTH CENTRA CARE WINTER HAVEN			1	100%	1
KANA MEDICAL			1	100%	1
Mountain View Manor			1	100%	1
FAIRFIELD MEDICAL CENTER			1	100%	1
SOUTH LAKE FAMILY HEALTH CENTER			1	100%	1
WILMINGTON NURSING AND REHAB			1	100%	1
CHATSWORTH ASSISTED LIVING COMMUNITY AT PGA NATIONAL			1	100%	1
UNIVERSITY OF BALTIMORE WASHINGTON MEDICAL CENTER			1	100%	1
CYPRESS VILLAGE REHAB CENTER		1			1
GIFFORD MEMORIAL HOSPITAL		1			1
BAPTIST HOSPITAL LABORATORY			1	100%	1
MISSION HOSPITAL			1	100%	1
MERITER LABORATORIES			1	100%	1
FAMILY MEDICINE AT WINTER PARK			1	100%	1
PARRISH MEDICAL GROUP			1	100%	1
JOSHUA E CHESIR MD		1			1
EXPRESS CARE OF THE SHOALS		1			1
QUALITY LAB			1	100%	1

# COVID-19: testing by laboratory

Data through Dec 11, 2020 verified as of Dec 12, 2020 at 09:25 AM

Data in this report are provisional and subject to change.

The numbers in the table below represent the number of Florida and non-Florida residents for whom test results were received by the Department of Health. A person can be tested by more than one laboratory and can have both positive and negative results. **Therefore, the sum of the numbers in each column will be larger than the total number of people tested.**

Reporting lab	Inconclusive	Negative	Positive	Percent positive	Total
POUDRE VALLEY HOSPITAL			1	100%	1
DOCTORS CARE – GREER		1			1
NORTHEAST PEDIATRICS			1	100%	1
MEMORIALCARE LONG BEACH MEDICAL CENTER			1	100%	1
ARIZA WELLNESS CARE LLC			1	100%	1
NATION'S BEST CARE HOME HEALTH			1	100%	1
ADVANCED MEDICAL LABORATORIES (AML)			1	100%	1
MIDLAND MEMORIAL HOSPITAL			1	100%	1
TMH CANCER CENTER LABORATORY			1	100%	1
WESTOX LABS		1			1
PANCARE HEALTH GULF COUNTY			1	100%	1
PELICAN STATE OUTPATIENT CENTER			1	100%	1
NORTH RIVER FAMILY HEALTH CENTER			1	100%	1
ROYAL OAK MEDICAL CENTER LLC DBA CHARACTER FAMILY			1	100%	1
DOCTORS MEMORIAL HOSP HOME HEALTH CARE		1			1
Crowne Place Assisted Living		1			1
EAST FL CORE LAB			1	100%	1
BL DIAGNOSTICS LLC			1	100%	1
HIGHLAND PARK LAKEWOOD PRESTON HOLLOW			1	100%	1
DEVITA		1			1
PARK AVENUE PEDIATRICS PC		1			1
ACCESS HEALTH CARE PHYSICIANS			1	100%	1
Medicalodges Neosho			1	100%	1
Kroger - KRO03400316			1	100%	1
SUN CITY DIAGNOSTIC CENTER			1	100%	1
SOUTHERN WINDS			1	100%	1
WELLINGTON WEST 100176			1	100%	1
Mill Valley Care Center		1			1
UCH LAB			1	100%	1
SELF REGIONAL HEALTHCARE			1	100%	1
MAINE CENTER FOR DISEASE CONTROL AND PREVENTION			1	100%	1
Chestnut Ridge Nursing & Rehab		1			1
CHIEFLAND MEDICAL CENTER			1	100%	1
OCEAN MEDICAL CENTER		1			1
SUNCOAST COMMUNITY HEALTH CENTERS INC		1			1
CAREWELL 203			1	100%	1
COMMONWEALTH OF VIRGINIA DIVISION OF CONSOLIDATED LABORATORY SERVICES			1	100%	1
EASTERN FLORIDA STATE COLLEGE – PALM BAY CAMPUS□			1	100%	1
CARSON NURSING AND REHABILITATION CENT		1			1
Broomall Manor		1			1
NORTH FLORIDA MEDICAL CENTERS INC		1			1
The Pines at Poughkeepsie Center for Nursing and Rehabilitation		1			1
MT CARMEL PHARMACY INC		1			1
HSRE-ASL CASSELBERRY TRS, LLC			1	100%	1
REEVES COUNTY HOSPITAL DISTRICT			1	100%	1
Glen Oaks Health and REhabilitation		1			1
MEDEXPRESS URGENT CARE - MBURG COMMONS		1			1

# COVID-19: testing by laboratory

Data through Dec 11, 2020 verified as of Dec 12, 2020 at 09:25 AM

Data in this report are provisional and subject to change.

The numbers in the table below represent the number of Florida and non-Florida residents for whom test results were received by the Department of Health. A person can be tested by more than one laboratory and can have both positive and negative results. **Therefore, the sum of the numbers in each column will be larger than the total number of people tested.**

Reporting lab	Inconclusive	Negative	Positive	Percent positive	Total
DEACONESS URGENT CARE CENTER			1	100%	1
SPECIALTY DRUG TESTING			1	100%	1
ASCENSION ST VINCENT'S - WESTSIDE			1	100%	1
BOULDER COMMUNITY HOSPITAL			1	100%	1
WALKONCLINIC			1	100%	1
INTEGRATED FAMILY MEDICAL CENTER			1	100%	1
NATIONAL GENETICS INST LABCORP		1			1
BAPTIST HEALTH EXPRESS CARE			1	100%	1
MEDEXPRESS URGENT CARE-MT PLEASANT			1	100%	1
CARESOUTH HHA HOLDINGS OF THE TREASURE COAST LLC			1	100%	1
WINCHESTER HOSPITAL			1	100%	1
RHODE ISLAND DEPARTMENT OF HEALTH			1	100%	1
FRESENIUS MEDICAL CARE			1	100%	1
ADVENTHEALTH MEDICAL GROUP FAMILY AND INTERNAL			1	100%	1
FRESENIUS SOUTH FORT MYERS		1			1
DIVERSICARE OF BIG SPRINGS		1			1
UPSON REGIONAL MEDICAL CENTER			1	100%	1
TERRELL URGENT CARE			1	100%	1
ADVENTHEALTH MEDICAL GROUP FAMILY MEDICINE AT RDV		1			1
LEELANAU OPCO, LLC		1			1
BLOOD SYSTEMS LABORATORIES			1	100%	1
COMMUNICABLE DISEASE CONTROL/PUBLIC HEALTH EMERGENCY PREPAREDNESS			1	100%	1
SHARON REGIONAL MEDICAL CENTER			1	100%	1
HOWELL BRANCH COURT			1	100%	1
JUPITER MEDICAL CENTER URGENT CARE - STUART			1	100%	1
PARK AVENUE DERMATOLOGY NORTH			1	100%	1
ADVENT HEALTH - OWASA			1	100%	1
TWIN			1	100%	1
BEAUFORT MEMORIAL			1	100%	1
NORTH SHORE HEMATOLOGY-ONCOLOGY ASSOCI		1			1
MID FLORIDA COMMUNITY SERVICES			1	100%	1
MADISON FACILITY INC			1	100%	1
WATERBURY HOSPITAL REFERENCE LAB			1	100%	1
ARNOLD PALMER HOSPITAL LAB POCT		1			1
MEDEXPRESS URGENT CARE - ELM GROVE		1			1
Thermopolis Rehabilitation Wellness		1			1
COVID RAPID LABS			1	100%	1
MD NOW URGENT CARE			1	100%	1
LP ELIZABETHTON		1			1
PRIMACARE MEDICAL LAKEWOOD			1	100%	1
ADVANCED MEDICAL RESEARCH CENTER LLC			1	100%	1
BASCOM PALMER-MICRO LAB			1	100%	1
ST JOHNS EPISCOPAL HOSPITAL SOUTH SHORE		1			1
BOONE DRUG & HEALTHCARE AT DEERFIELD			1	100%	1
Tremont Health & Rehabilitation Center		1			1
Metairie Healthcare Center			1	100%	1
STARLING AT NOCATEE			1	100%	1



# COVID-19: testing by laboratory

Data through Dec 11, 2020 verified as of Dec 12, 2020 at 09:25 AM

Data in this report are provisional and subject to change.

The numbers in the table below represent the number of Florida and non-Florida residents for whom test results were received by the Department of Health. A person can be tested by more than one laboratory and can have both positive and negative results. **Therefore, the sum of the numbers in each column will be larger than the total number of people tested.**

Reporting lab	Inconclusive	Negative	Positive	Percent positive	Total
PREMIER FAMILY AND SPORTS MEDICINE LLC			1	100%	1
BAYCARE OUTREACH LAB			1	100%	1
NFRC CLINICAL LAB			1	100%	1
SOUTHERN SPRINGS HEALTH CARE		1			1
KETTERING MEDICAL CENTER			1	100%	1
MEDEXPRESS URGENT CARE - MIDLOTHIAN		1			1
AVERA SACRED HEART HOSPITAL			1	100%	1
FULGENT GENETICS HOUSTON		1			1
PEDIATRIC ASSOCIATES - MIAMI LAKES		1			1
SOUTHWEST REGIONAL PCR LABORATORY			1	100%	1
COMMUNITY			1	100%	1
PARTNERS IN PRIMARY CARE		1			1
Sears Coastal Nursing and Rehab		1			1
Arlington Care Center			1	100%	1
APS-SUMMIT CARE PHARMACY, LLC DBA OMNICARE		1			1
HEALTHCARE FOR THE HOMELESS			1	100%	1
INFECTION CONTROL DEPT			1	100%	1
NORDX			1	100%	1
CSL PLASMA LAB			1	100%	1
The Waterford		1			1
Long Beach Care Center			1	100%	1
ADVENTHEALTH SENIOR CARE AT ORMOND			1	100%	1
WATERS EDGE ELEMENTARY SCHOOL			1	100%	1
Douglas County Health Center		1			1
LONGWOOD PEDIATRICS LLC			1	100%	1
DEPARTMENT OF HEALTH AND ENVIRONMENTAL CONTROL			1	100%	1
TRAVIS LEE THOMPSON MD			1	100%	1
LAKE LURE HEALTH CENTER			1	100%	1
Portsmouth Health and Rehab			1	100%	1
THE CHILDREN'S HOSPITAL OF PHILADELPHIA		1			1
ROAN MOUNTAIN MEDICAL CENTER			1	100%	1
Village Crest Center for Health & Rehabilitation		1			1
URGENT CARE OF FORT LAUDERDALE INC			1	100%	1
LINCOLN MEDICAL CENTER		1			1
OCALA REGIONAL KIDNEY CENTER EAST			1	100%	1
GRAND VILLA OF PINELLAS PARK			1	100%	1
CALIFORNIA DIVISION OF COMMUNICABLE DISEASE CONTROL			1	100%	1
DAVENPORT PEDIATARICS CLERMONT PA		1			1
HEART HOSPITAL OF LAFAYETTE: EMERGENCY ROOM			1	100%	1
CLAY PRIMARY & FAMILY CARE LLC			1	100%	1
MEDEXPRESS URGENT CARE-WILKINS TOWNSHIP, WILLIAM PENN HIGHWAY		1			1
TULANE MEDICAL CENTER			1	100%	1
USCG SECTOR ST PETE		1			1
TAMPA GENERAL MEDICAL GROUP LABORATORY HEALTHPARK			1	100%	1
LISTENING DOCTOR PLLC, THE			1	100%	1
LIFELINK OF FLORIDA			1	100%	1
MEDICAL CITY NORTH HILLS			1	100%	1

# COVID-19: testing by laboratory

Data through Dec 11, 2020 verified as of Dec 12, 2020 at 09:25 AM

Data in this report are provisional and subject to change.

The numbers in the table below represent the number of Florida and non-Florida residents for whom test results were received by the Department of Health. A person can be tested by more than one laboratory and can have both positive and negative results. **Therefore, the sum of the numbers in each column will be larger than the total number of people tested.**

Reporting lab	Inconclusive	Negative	Positive	Percent positive	Total
LEHIGH MEDICAL AND RESEARCH CENTER, INC			1	100%	1
YUMA REGIONAL MEDICAL CENTER			1	100%	1
DEL PRADO MEDICAL CENTER, INC		1			1
ICARE		1			1
DASCENA LAB			1	100%	1
MEDEXPRESS URGENT CARE - FREDERICK		1			1
PRISMA HEALTH TUOMEY LABORATORY			1	100%	1
PEDIATRIC ASSOCIATES - DORAL			1	100%	1
MEDEXPRESS URGENT CARE-CHIPPEWA		1			1
CLAYMED OF NORTH FLORIDA			1	100%	1
Consulate Health Care of Tallahassee			1	100%	1
USF PHYSICIANS GROUP			1	100%	1
MED FUSION			1	100%	1
THEDACARE FAMILY MEDICINE GATEWAY			1	100%	1
ACCESS FAMILY CARE LLC			1	100%	1
SPINE & PAIN CONSULTANT PLLC		1			1
MEDEXPRESS URGEN CARE - EAST BRUNSWICK		1			1
ALABAMA REFERENCE LAB			1	100%	1
SHAH			1	100%	1
CENTRAL TX URGENT CARE			1	100%	1
Parkside Manor		1			1
Imperial Healthcare Centre			1	100%	1
NORTH SHORE HEMATOLOGY-ONCOLOGY ASSOCIATES		1			1
LUTHERAN HAVEN EXTENDED CONGREGATE CAR		1			1
ALTAMONTE MD			1	100%	1
BAYCARE OUTREACH LAB WH SOUTH			1	100%	1
HALIFAX HEALTH PRIMARY CARE			1	100%	1
NADAL PEDIATRICS		1			1
PHYSICIANS REGIONAL MEDICAL CTR - COLLIER BLVD			1	100%	1
MEDEXPRESS URGENT CARE - BECKLEY CROSS		1			1
HARBOR BEACH NURSING AND REHABILITATION CENTER			1	100%	1
SOLARIS HEALTHCARE PLANT CITY		1			1
NORTHSIDE HOSPITAL DULUTH			1	100%	1
FLORIDA STATE UNIVERSITY HEALTH SERVICES			1	100%	1
TITUSVILLE REHABILITATION AND NURSING CENTER		1			1
STANLY REGIONAL MEDICAL CENTER			1	100%	1
SOUTH FLORIDA BAPTIST HOSPITAL			1	100%	1
BAYFRONT HEALTH - CONVENIENT CARE NORTHEAST			1	100%	1
LEHIGH PULMONARY ASSOCIATES			1	100%	1
MEDEXPRESS URGENT CARE PORT HURON		1			1
Redwood Springs Healthcare			1	100%	1
ST. MARY MEDICAL CENTER		1			1
MIDDLE TENN MENTAL HEALTH INSTITUTE		1			1
HEALTH PLUS SUNRISE MEDICAL OFFICE			1	100%	1
ADVANCED URGENT CARE OF MARATHON			1	100%	1
ST FRANCIS MEDICAL CENTER			1	100%	1
LAKESIDE MEDICAL CENTER		1			1

# COVID-19: testing by laboratory

Data through Dec 11, 2020 verified as of Dec 12, 2020 at 09:25 AM

Data in this report are provisional and subject to change.

The numbers in the table below represent the number of Florida and non-Florida residents for whom test results were received by the Department of Health. A person can be tested by more than one laboratory and can have both positive and negative results. **Therefore, the sum of the numbers in each column will be larger than the total number of people tested.**

Reporting lab	Inconclusive	Negative	Positive	Percent positive	Total
Signature Healthcare of Savannah		1			1
EAST RIDGE RETIREMENT VILLAGE INC		1			1
LOPEZ		1			1
CLINIC OF PEDIATRICS & GI MEDICINE INC			1	100%	1
OCCUPATIONAL HEALTH CENTER		1			1
CLUB HEALTH AND REHABILITATION CENTER, THE		1			1
ADVANCED URGENT CARE PLLC		1			1
BEAUMONT HOSPITAL, GROSSE POINTE			1	100%	1
MEDEXPRESS URGENT CARE - SPRINGDALE, S 40TH STREET		1			1
MEDICAL ARTS LABORATORY			1	100%	1
INDIAN RIVER CLINICAL LABORATORY, INC.		1			1
NORTH SHORE HEMATOLOGY-ONCOLOGY ASSOCIATES PC		1			1
PROVIDENCE PORTLAND MEDICAL CENTER		1			1
The Evangelical Lutheran Good Samaritan Society Prescott Village		1			1
ST. LUKE'S HOSPITAL			1	100%	1
Integrity Healthcare of Carbondale			1	100%	1
AVON PARK CLUSTER		1			1
Heritage Health of Peru			1	100%	1
UHEALTH CORAL SPRINGS			1	100%	1
MADISON AT OVIEDO			1	100%	1
SOUTH DADE NURSING & REHABILITATION CENTER			1	100%	1
SOUTHEAST MISSOURI HOSPITAL		1			1
MEDEXPRESS URGENT CARE - TEAYS VALLEY		1			1
LABORATORIO MEDICO CENTRAL CONDOMINO MD			1	100%	1
BAPTIST EMERGENCY HOSPITAL KELLY			1	100%	1
MINUTECLINIC DIAGNOSTIC OF VIRGINIA		1			1
VILLAGES HEALTH SYSTEM, LLC, THE			1	100%	1
ADVENTHEALTH IMAGING LAKE NONA			1	100%	1
GOOD SAMARITAN HOSPITAL			1	100%	1
GRACE HEALTHCARE OF LAKE WALES		1			1
Princeton Place			1	100%	1
Total	55,452	10,741,096	1,426,016	12%	12,222,564