

COVID-19: summary of cases and monitoring

Data through Dec 10, 2020 verified as of Dec 11, 2020 at 09:25 AM

Data in this report are provisional and subject to change.

| Cases: people with positive PCR or antigen test result | | Cases: people with positive PCR or antigen test result | |
|--|-----------|---|---------|
| Total cases | | Risk factors for Florida residents | |
| Florida residents | 1,087,956 | Traveled | 9,918 |
| Non-Florida residents | 18,440 | Contact with a known case | 417,414 |
| Type of testing | | Traveled and contact with a known case | 12,299 |
| Florida residents | 1,087,956 | Neither | 648,325 |
| Positive by BPHL/CDC | 41,537 | No travel and no contact | 137,927 |
| Positive by commercial/hospital lab | 1,046,419 | Travel is unknown | 359,436 |
| PCR positive | 972,410 | Contact is unknown | 260,766 |
| Antigen positive | 115,546 | Contact is pending | 215,733 |
| Non-Florida residents | 18,440 | Travel can be unknown and contact can be unknown or pending for the same case, these numbers will sum to more than the "neither" total. | |
| Positive by BPHL/CDC | 530 | | |
| Positive by commercial/hospital lab | 17,910 | | |
| PCR positive | 14,790 | | |
| Antigen positive | 3,650 | | |
| Characteristics | | | |
| Florida residents hospitalized | 57,728 | | |
| Florida resident deaths | 19,714 | | |
| Non-Florida resident deaths | 263 | | |
| Hospitalized counts include anyone who was hospitalized at some point during their illness. It does not reflect the number of people currently hospitalized. | | | |
| More information on deaths identified through death certificate data is available on the National Center for Health Statistics website at www.cdc.gov/nchs/nvss/vsrr/COVID19/index.htm . | | | |

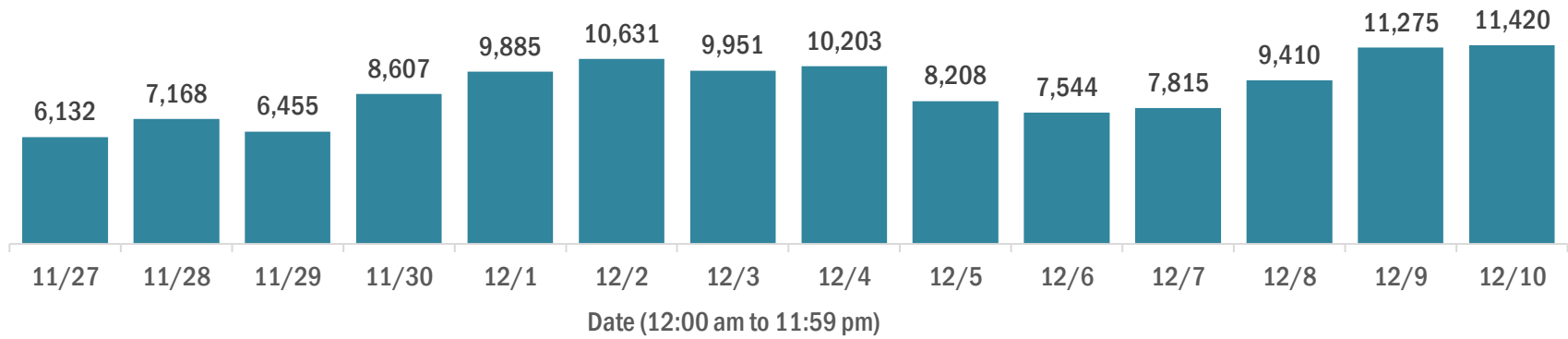
COVID-19: summary of laboratory testing

Data through Dec 10, 2020 verified as of Dec 11, 2020 at 09:25 AM

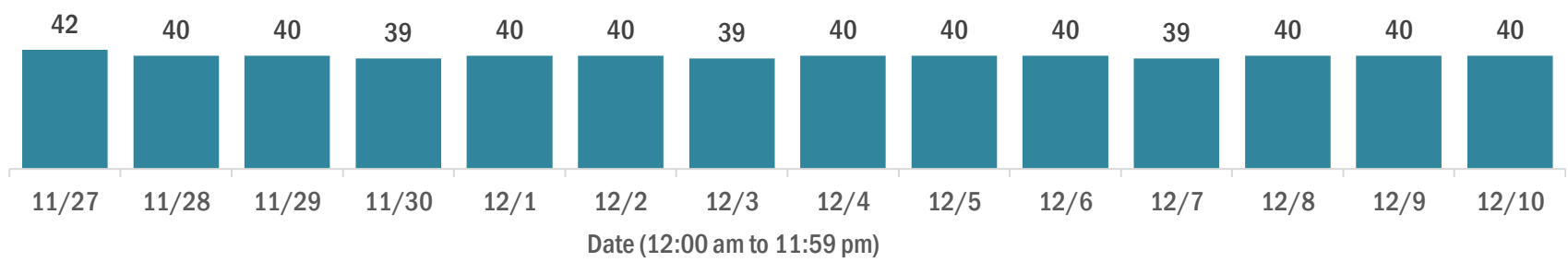
Data in this report are provisional and subject to change.

Cases in Florida residents per day for the past 2 weeks

Number of cases per day



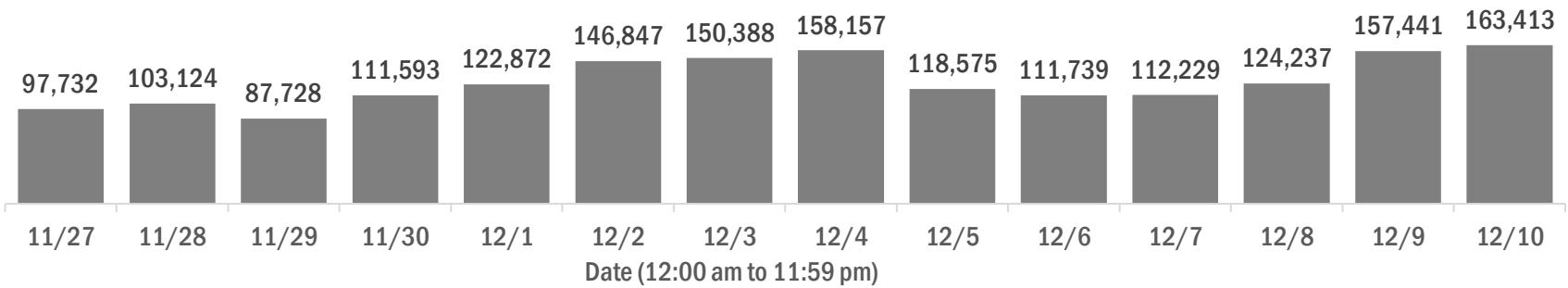
Median age of cases by day



Laboratory testing for Florida residents over the past 2 weeks

Number of Florida residents tested per day

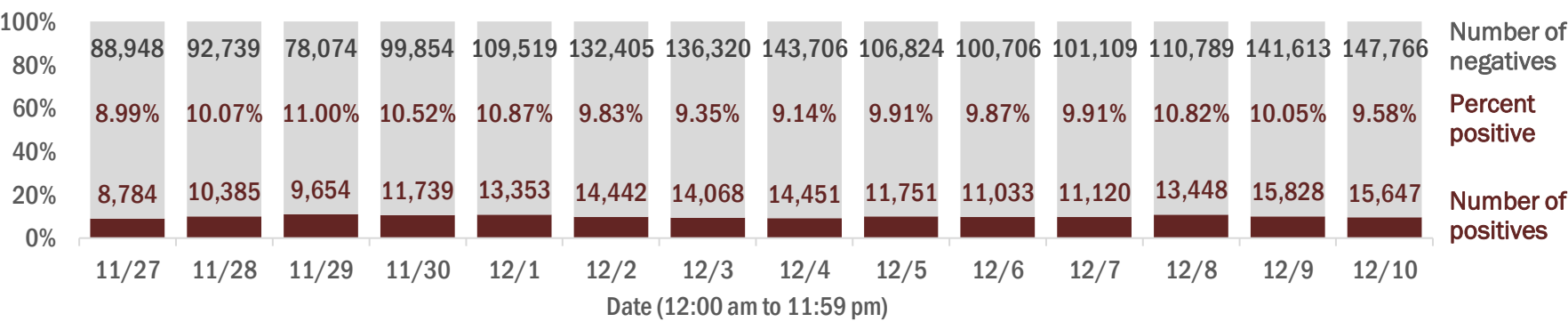
These counts include the number of people for whom the Department received PCR or antigen laboratory results by day. People tested on multiple days will be included for each day a new result was received. A person is only counted once for each day they are tested, regardless of whether multiple specimens are tested or multiple results are received.



Number and percent of Florida residents with positive test results

The percent of positive results ranged from 8.99% to 11.00% over the past 2 weeks and was 9.58% yesterday.

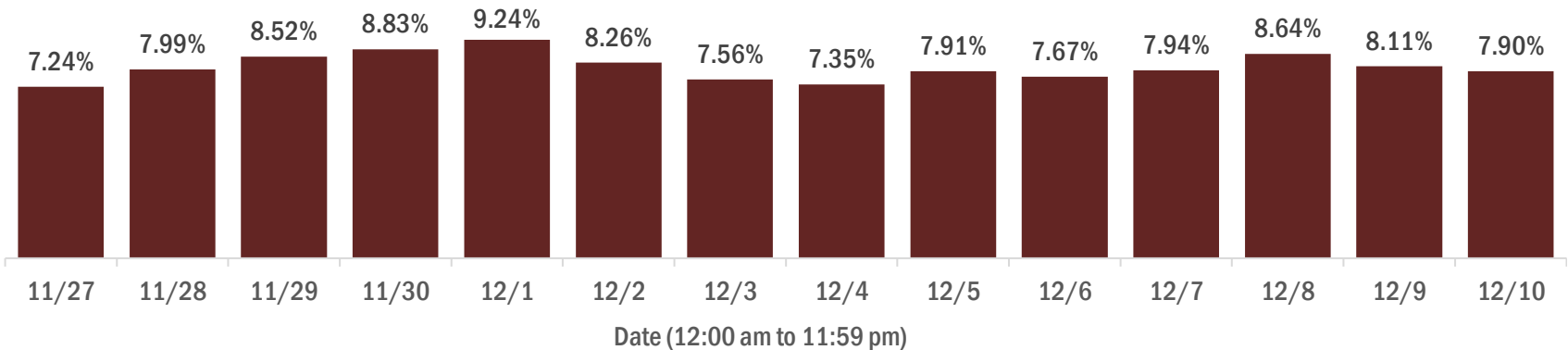
These counts include the number of people for whom the Department received PCR or antigen laboratory results by day. People tested on multiple days will be included for each day a new result was received. A person is only counted once for each day they are tested, regardless of whether multiple specimens are tested or multiple results are received. If a person has a positive specimen and a negative specimen in the same day, only the positive result is counted.



Percent positivity for new cases in Florida residents

The percent of positive results ranged from 7.24% to 9.24% over the past 2 weeks and was 7.90% yesterday.

This percent is the number of people who test PCR- or antigen-positive for the first time divided by all the people tested that day, excluding people who have previously tested positive.



COVID-19: characteristics of 1,087,956 Florida resident cases

Data through Dec 10, 2020 verified as of Dec 11, 2020 at 09:25 AM

Data in this report are provisional and subject to change.

| Age group | Cases | | Hospitalizations | | Deaths | |
|-------------|-----------|-----|------------------|-----|--------|-----|
| 0-4 years | 18,992 | 2% | 388 | 1% | 0 | 0% |
| 5-14 years | 54,459 | 5% | 352 | 1% | 5 | 0% |
| 15-24 years | 174,479 | 16% | 1,543 | 3% | 33 | 0% |
| 25-34 years | 197,832 | 18% | 3,144 | 5% | 114 | 1% |
| 35-44 years | 170,877 | 16% | 4,709 | 8% | 329 | 2% |
| 45-54 years | 167,599 | 15% | 7,068 | 12% | 774 | 4% |
| 55-64 years | 141,603 | 13% | 10,050 | 17% | 2,171 | 11% |
| 65-74 years | 86,827 | 8% | 11,652 | 20% | 4,208 | 21% |
| 75-84 years | 48,879 | 4% | 11,152 | 19% | 5,841 | 30% |
| 85+ years | 25,325 | 2% | 7,665 | 13% | 6,239 | 32% |
| Unknown | 1,084 | 0% | 5 | 0% | 0 | 0% |
| Total | 1,087,956 | | 57,728 | | 19,714 | |

| Gender | Cases | |
|---------|-----------|-----|
| Female | 561,602 | 52% |
| Male | 519,477 | 48% |
| Unknown | 6,877 | 1% |
| Total | 1,087,956 | |

| Ethnicity | Cases | | Hospitalizations | | Deaths | |
|--------------|-----------|-----|------------------|-----|--------|-----|
| Hispanic | 336,585 | 31% | 15,709 | 27% | 4,872 | 25% |
| Non-Hispanic | 495,735 | 46% | 38,987 | 68% | 13,465 | 68% |
| Unknown | 255,636 | 23% | 3,032 | 5% | 1,377 | 7% |
| Total | 1,087,956 | | 57,728 | | 19,714 | |

| Race and ethnicity | Cases | | Hospitalizations | | Deaths | |
|--------------------|-----------|-----|------------------|-----|--------|-----|
| White | 560,893 | 52% | 36,320 | 63% | 13,985 | 71% |
| Hispanic | 222,496 | 20% | 11,031 | 19% | 3,872 | 20% |
| Non-Hispanic | 300,679 | 28% | 24,091 | 42% | 9,449 | 48% |
| Unknown | 37,718 | 3% | 1,198 | 2% | 664 | 3% |
| Black | 148,975 | 14% | 12,733 | 22% | 3,536 | 18% |
| Hispanic | 7,976 | 1% | 532 | 1% | 135 | 1% |
| Non-Hispanic | 129,168 | 12% | 11,907 | 21% | 3,266 | 17% |
| Unknown | 11,831 | 1% | 294 | 1% | 135 | 1% |
| Other race | 149,588 | 14% | 6,856 | 12% | 1,556 | 8% |
| Hispanic | 77,223 | 7% | 3,758 | 7% | 733 | 4% |
| Non-Hispanic | 51,933 | 5% | 2,790 | 5% | 690 | 4% |
| Unknown | 20,432 | 2% | 308 | 1% | 133 | 1% |
| Unknown race | 228,500 | 21% | 1,819 | 3% | 637 | 3% |
| Hispanic | 28,890 | 3% | 388 | 1% | 132 | 1% |
| Non-Hispanic | 13,955 | 1% | 199 | 0% | 60 | 0% |
| Unknown | 185,655 | 17% | 1,232 | 2% | 445 | 2% |
| Total | 1,087,956 | | 57,728 | | 19,714 | |

Hospitalization counts include anyone who was hospitalized at some point during their illness. It does not reflect the number of people currently hospitalized. **Other race** includes any person with a race of American Indian/Alaskan native, Asian, native Hawaiian/Pacific Islander, or other.

COVID-19: deaths in Florida residents and staff of long-term care facilities

Data through Dec 10, 2020 verified as of Dec 11, 2020 at 09:25 AM

Data in this report are provisional and subject to change.

For current cases in residents or staff of long-term care facilities, please visit: <https://floridahealthcovid19.gov/>

| County | Deaths | | County | Deaths | | County | Deaths | |
|--------------|--------|-----------------|--------------|--------|----------------|------------|--------|----------------|
| Dade | 878 | <div></div> 11% | Okaloosa | 100 | <div></div> 1% | Gadsden | 12 | <div></div> 0% |
| Palm Beach | 778 | <div></div> 10% | Osceola | 99 | <div></div> 1% | Washington | 12 | <div></div> 0% |
| Pinellas | 635 | <div></div> 8% | Charlotte | 93 | <div></div> 1% | Gilchrist | 11 | <div></div> 0% |
| Broward | 489 | <div></div> 6% | Citrus | 82 | <div></div> 1% | Baker | 9 | <div></div> 0% |
| Hillsborough | 429 | <div></div> 6% | Clay | 75 | <div></div> 1% | Jefferson | 8 | <div></div> 0% |
| Polk | 351 | <div></div> 5% | Indian River | 71 | <div></div> 1% | Lafayette | 8 | <div></div> 0% |
| Lee | 280 | <div></div> 4% | Jackson | 69 | <div></div> 1% | Calhoun | 7 | <div></div> 0% |
| Brevard | 269 | <div></div> 4% | Leon | 58 | <div></div> 1% | Gulf | 7 | <div></div> 0% |
| Duval | 265 | <div></div> 3% | Suwannee | 53 | <div></div> 1% | Desoto | 5 | <div></div> 0% |
| Sarasota | 249 | <div></div> 3% | Highlands | 49 | <div></div> 1% | Bradford | 3 | <div></div> 0% |
| Orange | 239 | <div></div> 3% | St. Johns | 49 | <div></div> 1% | Flagler | 3 | <div></div> 0% |
| Volusia | 191 | <div></div> 2% | Bay | 41 | <div></div> 1% | Holmes | 3 | <div></div> 0% |
| St. Lucie | 184 | <div></div> 2% | Alachua | 36 | <div></div> 0% | Monroe | 3 | <div></div> 0% |
| Seminole | 177 | <div></div> 2% | Columbia | 35 | <div></div> 0% | Taylor | 3 | <div></div> 0% |
| Marion | 174 | <div></div> 2% | Sumter | 29 | <div></div> 0% | Hardee | 2 | <div></div> 0% |
| Escambia | 153 | <div></div> 2% | Nassau | 28 | <div></div> 0% | Levy | 2 | <div></div> 0% |
| Manatee | 149 | <div></div> 2% | Santa Rosa | 23 | <div></div> 0% | Dixie | 1 | <div></div> 0% |
| Collier | 135 | <div></div> 2% | Hendry | 20 | <div></div> 0% | Liberty | 1 | <div></div> 0% |
| Pasco | 123 | <div></div> 2% | Putnam | 20 | <div></div> 0% | | | |
| Martin | 116 | <div></div> 2% | Walton | 17 | <div></div> 0% | | | |
| Hernando | 109 | <div></div> 1% | Madison | 16 | <div></div> 0% | | | |
| Lake | 105 | <div></div> 1% | Okeechobee | 16 | <div></div> 0% | | | |
| | | | | | | Total | 7,657 | |

Note: cases are summarized by the county of usual residence. Residents and staff may be cases associated with facilities that are not in their county of usual residence, resulting in cases being included below for counties that do not have facilities with known cases.

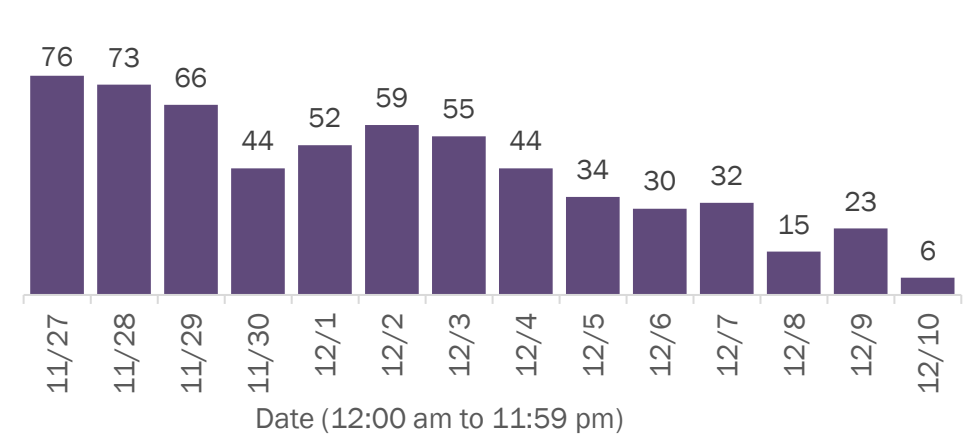
COVID-19: cases in Florida residents who have died

Data through Dec 10, 2020 verified as of Dec 11, 2020 at 09:25 AM

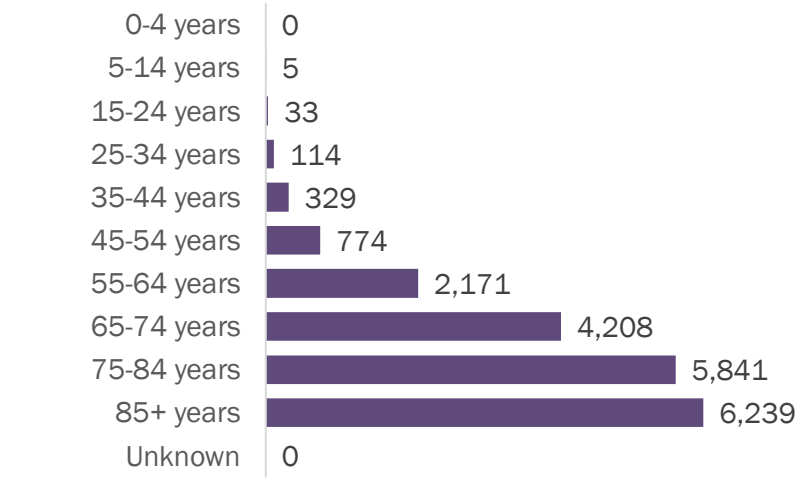
Data in this report are provisional and subject to change.

Demographics for all identified COVID-19 deaths: 19,714

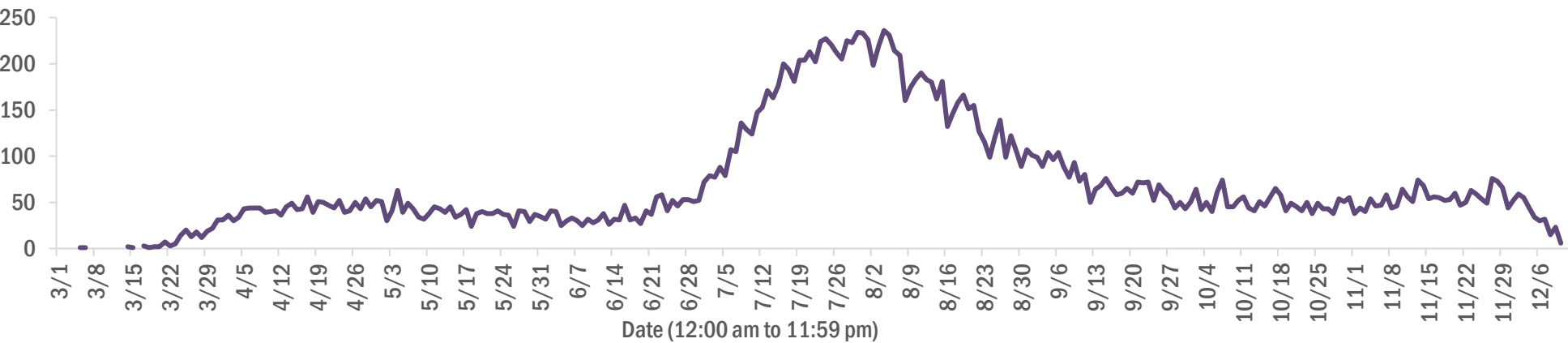
Deaths by date of death for the past 2 weeks



Deaths by age group



Deaths by date of death since March 2020



| Age group | Deaths | Cases | Case fatality rate | Mortality rate per 100,000 population |
|-------------|--------|-----------|--------------------|---------------------------------------|
| 0-4 years | 0 | 18,992 | 0.0% | 0.0 |
| 5-14 years | 5 | 54,459 | 0.0% | 0.2 |
| 15-24 years | 33 | 174,479 | 0.0% | 1.3 |
| 25-34 years | 114 | 197,832 | 0.1% | 4.0 |
| 35-44 years | 329 | 170,877 | 0.2% | 12.6 |
| 45-54 years | 774 | 167,599 | 0.5% | 27.8 |
| 55-64 years | 2,171 | 141,603 | 1.5% | 75.1 |
| 65-74 years | 4,208 | 86,827 | 4.8% | 173.4 |
| 75-84 years | 5,841 | 48,879 | 11.9% | 416.0 |
| 85+ years | 6,239 | 25,325 | 24.6% | 1080.3 |
| Unknown | 0 | 1,084 | 0.0% | |
| Total | 19,714 | 1,087,956 | 1.8% | 91.3 |

| Race | Deaths | Cases | Case fatality rate | Mortality rate per 100,000 population |
|---------|--------|-----------|--------------------|---------------------------------------|
| White | 13,985 | 560,893 | 2.5% | 83.8 |
| Other | 1,556 | 149,588 | 1.0% | 125.0 |
| Black | 3,536 | 148,975 | 2.4% | 96.7 |
| Unknown | 637 | 228,500 | 0.3% | |
| Total | 19,714 | 1,087,956 | 1.8% | 91.3 |

| Gender | Deaths | Cases | Case fatality rate | Mortality rate per 100,000 population |
|---------|--------|-----------|--------------------|---------------------------------------|
| Male | 10,996 | 519,477 | 2.1% | 104.1 |
| Female | 8,716 | 561,602 | 1.6% | 78.9 |
| Unknown | 2 | 6,877 | 0.0% | |
| Total | 19,714 | 1,087,956 | 1.8% | 91.3 |

| Ethnicity | Deaths | Cases | Case fatality rate | Mortality rate per 100,000 population |
|--------------|--------|-----------|--------------------|---------------------------------------|
| Hispanic | 4,872 | 336,585 | 1.4% | 85.8 |
| Non-Hispanic | 13,465 | 495,735 | 2.7% | 84.6 |
| Unknown | 1,377 | 255,636 | 0.5% | |
| Total | 19,714 | 1,087,956 | 1.8% | 91.3 |

COVID-19: characteristics of 1,106,396 cases

Data through Dec 10, 2020 verified as of Dec 11, 2020 at 09:25 AM

Data in this report are provisional and subject to change.

Tables below include cases in Florida residents and non-Florida residents.

All 67 Florida counties have cases:

| County | FL resident cases | | Non-FL resident cases | Total cases | FL resident deaths | FL death rate |
|--------------|-------------------|-----------------|-----------------------|-------------|--------------------|---------------|
| Dade | 250,584 | <div></div> 23% | 2,819 | 253,403 | 3,959 | 1.6% |
| Broward | 117,275 | <div></div> 11% | 1,237 | 118,512 | 1,728 | 1.5% |
| Palm Beach | 70,786 | <div></div> 7% | 905 | 71,691 | 1,766 | 2.5% |
| Hillsborough | 63,753 | <div></div> 6% | 528 | 64,281 | 984 | 1.5% |
| Orange | 62,108 | <div></div> 6% | 414 | 62,522 | 678 | 1.1% |
| Duval | 48,533 | <div></div> 4% | 787 | 49,320 | 676 | 1.4% |
| Pinellas | 36,258 | <div></div> 3% | 704 | 36,962 | 943 | 2.6% |
| Lee | 33,026 | <div></div> 3% | 803 | 33,829 | 610 | 1.8% |
| Polk | 30,437 | <div></div> 3% | 191 | 30,628 | 721 | 2.4% |
| Osceola | 20,784 | <div></div> 2% | 272 | 21,056 | 266 | 1.3% |
| Collier | 19,217 | <div></div> 2% | 467 | 19,684 | 306 | 1.6% |
| Manatee | 18,252 | <div></div> 2% | 260 | 18,512 | 394 | 2.2% |
| Escambia | 16,395 | <div></div> 2% | 2,032 | 18,427 | 328 | 2.0% |
| Volusia | 18,028 | <div></div> 2% | 211 | 18,239 | 389 | 2.2% |
| Brevard | 17,290 | <div></div> 2% | 154 | 17,444 | 473 | 2.7% |
| Pasco | 17,139 | <div></div> 2% | 176 | 17,315 | 312 | 1.8% |
| Leon | 16,125 | <div></div> 1% | 487 | 16,612 | 154 | 1.0% |
| Sarasota | 15,085 | <div></div> 1% | 442 | 15,527 | 427 | 2.8% |
| Seminole | 14,888 | <div></div> 1% | 94 | 14,982 | 294 | 2.0% |
| Marion | 14,546 | <div></div> 1% | 52 | 14,598 | 413 | 2.8% |
| Alachua | 13,732 | <div></div> 1% | 137 | 13,869 | 106 | 0.8% |
| Lake | 11,864 | <div></div> 1% | 121 | 11,985 | 267 | 2.3% |
| St. Lucie | 11,818 | <div></div> 1% | 51 | 11,869 | 377 | 3.2% |
| Okaloosa | 10,356 | <div></div> 1% | 116 | 10,472 | 183 | 1.8% |
| St. Johns | 9,917 | <div></div> 1% | 163 | 10,080 | 104 | 1.0% |
| Bay | 9,161 | <div></div> 1% | 368 | 9,529 | 180 | 2.0% |
| Clay | 8,941 | <div></div> 1% | 20 | 8,961 | 165 | 1.8% |
| Santa Rosa | 8,512 | <div></div> 1% | 107 | 8,619 | 110 | 1.3% |
| Martin | 6,681 | <div></div> 1% | 80 | 6,761 | 186 | 2.8% |
| Charlotte | 5,862 | <div></div> 1% | 61 | 5,923 | 208 | 3.5% |
| Hernando | 5,746 | <div></div> 1% | 31 | 5,777 | 240 | 4.2% |
| Indian River | 5,402 | <div></div> 0% | 54 | 5,456 | 144 | 2.7% |
| Citrus | 5,396 | <div></div> 0% | 31 | 5,427 | 203 | 3.8% |
| Columbia | 5,035 | <div></div> 0% | 20 | 5,055 | 103 | 2.0% |
| Highlands | 4,201 | <div></div> 0% | 32 | 4,233 | 180 | 4.3% |

| County | FL resident cases | | Non-FL resident cases | Total cases | FL resident deaths | FL death rate |
|------------|-------------------|----------------|-----------------------|-------------|--------------------|---------------|
| Jackson | 4,050 | <div></div> 0% | 54 | 4,104 | 102 | 2.5% |
| Walton | 3,702 | <div></div> 0% | 384 | 4,086 | 40 | 1.1% |
| Sumter | 3,925 | <div></div> 0% | 22 | 3,947 | 102 | 2.6% |
| Monroe | 3,640 | <div></div> 0% | 130 | 3,770 | 28 | 0.8% |
| Nassau | 3,348 | <div></div> 0% | 281 | 3,629 | 62 | 1.9% |
| Suwannee | 3,471 | <div></div> 0% | 25 | 3,496 | 87 | 2.5% |
| Gadsden | 3,475 | <div></div> 0% | 12 | 3,487 | 58 | 1.7% |
| Putnam | 3,141 | <div></div> 0% | 7 | 3,148 | 62 | 2.0% |
| Unknown | 212 | <div></div> 0% | 2,876 | 3,088 | 0 | 0.0% |
| Flagler | 2,966 | <div></div> 0% | 29 | 2,995 | 46 | 1.6% |
| Hendry | 2,702 | <div></div> 0% | 12 | 2,714 | 45 | 1.7% |
| Desoto | 2,568 | <div></div> 0% | 9 | 2,577 | 43 | 1.7% |
| Baker | 2,154 | <div></div> 0% | 10 | 2,164 | 34 | 1.6% |
| Okeechobee | 2,133 | <div></div> 0% | 14 | 2,147 | 45 | 2.1% |
| Hardee | 1,843 | <div></div> 0% | 8 | 1,851 | 20 | 1.1% |
| Wakulla | 1,765 | <div></div> 0% | 9 | 1,774 | 18 | 1.0% |
| Taylor | 1,740 | <div></div> 0% | 4 | 1,744 | 23 | 1.3% |
| Washington | 1,619 | <div></div> 0% | 16 | 1,635 | 27 | 1.7% |
| Levy | 1,551 | <div></div> 0% | 7 | 1,558 | 16 | 1.0% |
| Bradford | 1,530 | <div></div> 0% | 3 | 1,533 | 22 | 1.4% |
| Madison | 1,374 | <div></div> 0% | 18 | 1,392 | 28 | 2.0% |
| Lafayette | 1,381 | <div></div> 0% | 0 | 1,381 | 20 | 1.4% |
| Holmes | 1,283 | <div></div> 0% | 22 | 1,305 | 17 | 1.3% |
| Union | 1,293 | <div></div> 0% | 0 | 1,293 | 61 | 4.7% |
| Gulf | 1,114 | <div></div> 0% | 15 | 1,129 | 24 | 2.2% |
| Hamilton | 1,035 | <div></div> 0% | 9 | 1,044 | 12 | 1.2% |
| Dixie | 993 | <div></div> 0% | 3 | 996 | 11 | 1.1% |
| Calhoun | 975 | <div></div> 0% | 2 | 977 | 23 | 2.4% |
| Gilchrist | 848 | <div></div> 0% | 0 | 848 | 20 | 2.4% |
| Franklin | 830 | <div></div> 0% | 13 | 843 | 4 | 0.5% |
| Jefferson | 809 | <div></div> 0% | 17 | 826 | 12 | 1.5% |
| Glades | 712 | <div></div> 0% | 1 | 713 | 11 | 1.5% |
| Liberty | 641 | <div></div> 0% | 1 | 642 | 14 | 2.2% |
| Total | 1,087,956 | | 18,440 | 1,106,396 | 19,714 | 1.8% |

COVID-19: characteristics of 1,087,956 Florida resident cases

Data through Dec 10, 2020 verified as of Dec 11, 2020 at 09:25 AM

Data in this report are provisional and subject to change.

The table below includes the cities and counties of residence for cases in Florida residents based on the patient's ZIP Code. Note that city is not always received as part of the initial notification and may be missing while the case is being investigated.

| City and county | Cases |
|-----------------------------|---------|
| Miami, Dade | 145,482 |
| Orlando, Orange | 46,806 |
| Jacksonville, Duval | 45,445 |
| Tampa, Hillsborough | 38,189 |
| Hialeah, Dade | 34,212 |
| Fort Lauderdale, Broward | 26,933 |
| Hollywood, Broward | 22,706 |
| West Palm Beach, Palm Beach | 17,484 |
| Kissimmee, Osceola | 16,032 |
| Naples, Collier | 15,707 |
| Tallahassee, Leon | 15,247 |
| Homestead, Dade | 14,783 |
| Saint Petersburg, Pinellas | 14,067 |
| Pensacola, Escambia | 13,457 |
| Fort Myers, Lee | 13,295 |
| Pompano Beach, Broward | 12,535 |
| Bradenton, Manatee | 12,147 |
| Boca Raton, Palm Beach | 11,977 |
| Gainesville, Alachua | 11,337 |
| Ocala, Marion | 11,191 |
| Lakeland, Polk | 10,469 |
| Sarasota, Sarasota | 9,620 |
| Lake Worth, Palm Beach | 8,989 |
| Cape Coral, Lee | 8,083 |
| Port Saint Lucie, St. Lucie | 7,694 |
| Miramar, Broward | 7,498 |
| Clearwater, Pinellas | 7,110 |
| Miami Beach, Dade | 6,760 |
| Miami Gardens, Dade | 6,712 |
| Boynton Beach, Palm Beach | 6,639 |
| Coral Springs, Broward | 5,994 |
| Panama City, Bay | 5,893 |
| Saint Augustine, St. Johns | 5,424 |
| Winter Haven, Polk | 5,384 |
| Melbourne, Brevard | 5,361 |
| Lehigh Acres, Lee | 5,288 |
| Delray Beach, Palm Beach | 5,173 |
| Doral, Dade | 5,038 |
| Davie, Broward | 4,794 |
| Lake City, Columbia | 4,681 |
| Sunrise, Broward | 4,439 |
| Coral Gables, Dade | 4,435 |
| Milton, Santa Rosa | 4,413 |
| Riverview, Hillsborough | 4,370 |
| Vero Beach, Indian River | 4,135 |
| Fort Pierce, St. Lucie | 4,052 |
| Daytona Beach, Volusia | 4,022 |
| Saint Cloud, Osceola | 3,995 |
| Largo, Pinellas | 3,810 |
| Palm Bay, Brevard | 3,810 |
| Brandon, Hillsborough | 3,760 |
| New Port Richey, Pasco | 3,758 |
| Plantation, Broward | 3,753 |
| Orange Park, Clay | 3,702 |
| North Miami Beach, Dade | 3,648 |
| Plant City, Hillsborough | 3,625 |
| Apopka, Orange | 3,615 |
| Weston, Broward | 3,536 |
| Deerfield Beach, Broward | 3,451 |

COVID-19: characteristics of 1,087,956 Florida resident cases

Data through Dec 10, 2020 verified as of Dec 11, 2020 at 09:25 AM

Data in this report are provisional and subject to change.

The table below includes the cities and counties of residence for cases in Florida residents based on the patient's ZIP Code. Note that city is not always received as part of the initial notification and may be missing while the case is being investigated.

| City and county | Cases |
|--------------------------------|-------|
| Miami Lakes, Dade | 3,440 |
| Jupiter, Palm Beach | 3,381 |
| Spring Hill, Hernando | 3,332 |
| Sanford, Seminole | 3,258 |
| Stuart, Martin | 3,253 |
| Clermont, Lake | 3,183 |
| Fort Walton Beach, Okaloosa | 3,110 |
| Deltona, Volusia | 3,032 |
| Port Charlotte, Charlotte | 2,989 |
| Tamarac, Broward | 2,983 |
| Davenport, Polk | 2,903 |
| Live Oak, Suwannee | 2,841 |
| Opa Locka, Dade | 2,742 |
| Cutler Ridge, Dade | 2,732 |
| Winter Garden, Orange | 2,725 |
| Palm Beach Gardens, Palm Beach | 2,690 |
| Crestview, Okaloosa | 2,675 |
| Immokalee, Collier | 2,640 |
| Deland, Volusia | 2,619 |
| Palmetto, Manatee | 2,610 |
| Margate, Broward | 2,550 |
| Coconut Creek, Broward | 2,549 |
| Land O Lakes, Pasco | 2,543 |
| Wesley Chapel, Pasco | 2,543 |
| Arcadia, Desoto | 2,503 |
| Palm Coast, Flagler | 2,465 |
| Oviedo, Seminole | 2,442 |
| Winter Park, Orange | 2,435 |
| Wellington, Palm Beach | 2,396 |
| Palm Harbor, Pinellas | 2,353 |
| Hallandale, Broward | 2,301 |
| Altamonte Springs, Seminole | 2,287 |
| Venice, Sarasota | 2,230 |
| Haines City, Polk | 2,201 |
| Sebring, Highlands | 2,195 |
| Okeechobee, Okeechobee | 2,126 |
| Brooksville, Hernando | 2,102 |
| North Port, Sarasota | 2,097 |
| Punta Gorda, Charlotte | 2,095 |
| Middleburg, Clay | 2,089 |
| Key West, Monroe | 2,086 |
| Bonita Springs, Lee | 2,080 |
| Lake Worth Beach, Palm Beach | 2,074 |
| Lutz, Hillsborough | 2,063 |
| Ocoee, Orange | 2,003 |
| Pembroke Pines, Broward | 1,970 |
| North Lauderdale, Broward | 1,955 |
| Valrico, Hillsborough | 1,935 |
| Leesburg, Lake | 1,928 |
| Seminole, Pinellas | 1,906 |
| North Miami, Dade | 1,888 |
| Port Orange, Volusia | 1,838 |
| Ruskin, Hillsborough | 1,814 |
| Pinellas Park, Pinellas | 1,779 |
| Quincy, Gadsden | 1,770 |
| Zephyrhills, Pasco | 1,741 |
| Longwood, Seminole | 1,728 |
| Jacksonville Beach, Duval | 1,696 |
| Windermere, Orange | 1,684 |

COVID-19: characteristics of 1,087,956 Florida resident cases

Data through Dec 10, 2020 verified as of Dec 11, 2020 at 09:25 AM

Data in this report are provisional and subject to change.

The table below includes the cities and counties of residence for cases in Florida residents based on the patient's ZIP Code. Note that city is not always received as part of the initial notification and may be missing while the case is being investigated.

| City and county | Cases |
|------------------------------|-------|
| Saint Johns, St. Johns | 1,683 |
| Ormond Beach, Volusia | 1,678 |
| Oakland Park, Broward | 1,648 |
| Perry, Taylor | 1,637 |
| Crawfordville, Wakulla | 1,600 |
| Niceville, Okaloosa | 1,582 |
| Dade City, Pasco | 1,569 |
| Casselberry, Seminole | 1,567 |
| Cocoa, Brevard | 1,565 |
| Navarre, Santa Rosa | 1,564 |
| Green Cove Springs, Clay | 1,520 |
| Marianna, Jackson | 1,507 |
| Clewiston, Hendry | 1,496 |
| Bartow, Polk | 1,493 |
| Gulf Breeze, Santa Rosa | 1,488 |
| Royal Palm Beach, Palm Beach | 1,487 |
| Palatka, Putnam | 1,481 |
| Cantonment, Escambia | 1,478 |
| Kissimmee, Polk | 1,441 |
| Hudson, Pasco | 1,439 |
| The Villages, Sumter | 1,436 |
| North Fort Myers, Lee | 1,402 |
| Crossings, Dade | 1,373 |
| Defuniak Springs, Walton | 1,372 |
| Coconut Grove, Dade | 1,368 |
| Inverness, Citrus | 1,368 |
| Mayo, Lafayette | 1,364 |
| Lake Mary, Seminole | 1,353 |
| Port Richey, Pasco | 1,353 |
| Panama City Beach, Bay | 1,339 |
| Auburndale, Polk | 1,332 |
| Missing, Dade | 1,319 |
| Wimauma, Hillsborough | 1,315 |
| Ponte Vedra Beach, St. Johns | 1,312 |
| Lynn Haven, Bay | 1,308 |
| Carol City, Dade | 1,307 |
| Chipley, Washington | 1,300 |
| Aventura, Dade | 1,284 |
| Fernandina Beach, Nassau | 1,272 |
| Tarpon Springs, Pinellas | 1,270 |
| Titusville, Brevard | 1,267 |
| Lake Wales, Polk | 1,259 |
| Belle Glade, Palm Beach | 1,245 |
| Santa Rosa Beach, Walton | 1,201 |
| Starke, Bradford | 1,199 |
| New Smyrna Beach, Volusia | 1,188 |
| Winter Springs, Seminole | 1,180 |
| Merritt Island, Brevard | 1,178 |
| Cooper City, Broward | 1,143 |
| Loxahatchee, Palm Beach | 1,142 |
| Estero, Lee | 1,142 |
| Fleming Island, Clay | 1,131 |
| Labelle, Hendry | 1,124 |
| Biscayne Park, Dade | 1,108 |
| Avon Park, Highlands | 1,106 |
| Sarasota, Manatee | 1,105 |
| Destin, Okaloosa | 1,103 |
| Key Biscayne, Dade | 1,083 |
| Dunedin, Pinellas | 1,083 |

COVID-19: characteristics of 1,087,956 Florida resident cases

Data through Dec 10, 2020 verified as of Dec 11, 2020 at 09:25 AM

Data in this report are provisional and subject to change.

The table below includes the cities and counties of residence for cases in Florida residents based on the patient's ZIP Code. Note that city is not always received as part of the initial notification and may be missing while the case is being investigated.

| City and county | Cases |
|--------------------------------|-------|
| Parkland, Broward | 1,080 |
| Wauchula, Hardee | 1,074 |
| Palm City, Martin | 1,038 |
| Indiantown, Martin | 1,028 |
| Holiday, Pasco | 1,024 |
| Parrish, Manatee | 1,020 |
| Mulberry, Polk | 992 |
| Tavares, Lake | 988 |
| Rockledge, Brevard | 988 |
| Eustis, Lake | 978 |
| Seffner, Hillsborough | 977 |
| Century, Escambia | 974 |
| Graceville, Jackson | 974 |
| Riviera Beach, Palm Beach | 969 |
| Bonifay, Holmes | 964 |
| Madison, Madison | 959 |
| Florida City, Dade | 950 |
| Lake Butler, Union | 947 |
| Odessa, Hillsborough | 937 |
| Macclenny, Baker | 931 |
| Mount Dora, Lake | 924 |
| El Portal, Dade | 901 |
| Crystal River, Citrus | 890 |
| Everglades National Park, Dade | 869 |
| Orange City, Volusia | 867 |
| Lake Placid, Highlands | 841 |
| Dania, Broward | 827 |
| Groveland, Lake | 825 |
| Maitland, Orange | 802 |
| Dover, Hillsborough | 788 |
| Sanderson, Baker | 788 |
| Lithia, Hillsborough | 780 |
| Gibsonton, Hillsborough | 767 |
| Homosassa, Citrus | 757 |
| Atlantic Beach, Duval | 752 |
| Yulee, Nassau | 751 |
| Pinecrest, Dade | 748 |
| Monticello, Jefferson | 745 |
| Ponte Vedra, St. Johns | 734 |
| Coleman, Sumter | 726 |
| Summerfield, Marion | 721 |
| Hobe Sound, Martin | 718 |
| Jasper, Hamilton | 717 |
| Olympia Heights, Dade | 705 |
| Uleta, Dade | 704 |
| Palm Springs, Palm Beach | 691 |
| Pace, Santa Rosa | 691 |
| Lantana, Palm Beach | 683 |
| Sebastian, Indian River | 679 |
| Coral, Dade | 675 |
| Callahan, Nassau | 674 |
| Oldsmar, Pinellas | 671 |
| Moore Haven, Glades | 670 |
| Alachua, Alachua | 664 |
| Blountstown, Calhoun | 660 |
| Havana, Gadsden | 648 |
| South Miami, Dade | 647 |
| Sun City Center, Hillsborough | 644 |
| Lecanto, Citrus | 641 |

COVID-19: characteristics of 1,087,956 Florida resident cases

Data through Dec 10, 2020 verified as of Dec 11, 2020 at 09:25 AM

Data in this report are provisional and subject to change.

The table below includes the cities and counties of residence for cases in Florida residents based on the patient's ZIP Code. Note that city is not always received as part of the initial notification and may be missing while the case is being investigated.

| City and county | Cases |
|--------------------------------|-------|
| North Palm Beach, Palm Beach | 640 |
| Apollo Beach, Hillsborough | 637 |
| Debary, Volusia | 636 |
| Wewahitchka, Gulf | 622 |
| Lady Lake, Lake | 606 |
| Edgewater, Volusia | 599 |
| Trenton, Gilchrist | 598 |
| Chattahoochee, Gadsden | 585 |
| Dunnellon, Marion | 583 |
| Cross City, Dixie | 580 |
| Newberry, Alachua | 579 |
| Frostproof, Polk | 579 |
| Fisher Island, Dade | 574 |
| Wildwood, Sumter | 572 |
| South Bay, Palm Beach | 571 |
| Bellevue, Marion | 566 |
| Ellenton, Manatee | 565 |
| Palmetto Bay, Dade | 551 |
| Williston, Levy | 551 |
| Pahokee, Palm Beach | 546 |
| Jensen Beach, Martin | 544 |
| Lauderhill, Broward | 540 |
| Wilton Manors, Broward | 536 |
| Fellsmere, Indian River | 535 |
| Bristol, Liberty | 530 |
| Freeport, Walton | 526 |
| Safety Harbor, Pinellas | 524 |
| Lauderdale Lakes, Broward | 522 |
| Satellite Beach, Brevard | 518 |
| Beverly Hills, Citrus | 517 |
| Polk City, Polk | 505 |
| Nokomis, Sarasota | 505 |
| Mary Esther, Okaloosa | 501 |
| Crescent City, Putnam | 498 |
| Hilliard, Nassau | 487 |
| Bowling Green, Hardee | 486 |
| Key Largo, Monroe | 485 |
| Port Saint Joe, Gulf | 479 |
| Marco Island, Collier | 469 |
| Bushnell, Sumter | 469 |
| Hernando, Citrus | 467 |
| Shalimar, Okaloosa | 466 |
| Dunnellon, Citrus | 465 |
| Keystone Heights, Clay | 455 |
| Carrabelle, Franklin | 443 |
| Fort Meade, Polk | 437 |
| Glen Saint Mary, Baker | 432 |
| Sweetwater, Dade | 424 |
| Englewood, Charlotte | 415 |
| Chiefland, Levy | 412 |
| Medley, Dade | 409 |
| Southwest Ranches, Broward | 396 |
| Indialantic, Brevard | 382 |
| Old Town, Dixie | 382 |
| Sneads, Jackson | 380 |
| Miramar Beach, Walton | 377 |
| Marathon, Monroe | 375 |
| Florida State University, Leon | 373 |
| Centerville, Leon | 368 |

COVID-19: characteristics of 1,087,956 Florida resident cases

Data through Dec 10, 2020 verified as of Dec 11, 2020 at 09:25 AM

Data in this report are provisional and subject to change.

The table below includes the cities and counties of residence for cases in Florida residents based on the patient's ZIP Code. Note that city is not always received as part of the initial notification and may be missing while the case is being investigated.

| City and county | Cases |
|----------------------------|-------|
| Cocoa Beach, Brevard | 367 |
| Spring Hill, Pasco | 360 |
| Lake Alfred, Polk | 360 |
| Thonotosassa, Hillsborough | 360 |
| Jacksonville, St. Johns | 360 |
| Bronson, Levy | 354 |
| Englewood, Sarasota | 348 |
| Neptune Beach, Duval | 347 |
| Fort Myers Beach, Lee | 332 |
| High Springs, Alachua | 328 |
| Belle Isle, Orange | 324 |
| Sorrento, Lake | 318 |
| Minneola, Lake | 317 |
| Raiford, Union | 316 |
| Cottondale, Jackson | 313 |
| Fort White, Columbia | 310 |
| Baker, Okaloosa | 310 |
| Trinity, Pasco | 307 |
| West Melbourne, Brevard | 307 |
| Clearwater Beach, Pinellas | 306 |
| Palm Beach, Palm Beach | 295 |
| Oakland, Orange | 294 |
| Interlachen, Putnam | 289 |
| Malone, Jackson | 286 |
| Fruitland Park, Lake | 281 |
| Mascotte, Lake | 280 |
| Lehigh, Lee | 271 |
| Gulfport, Pinellas | 268 |
| Umatilla, Lake | 268 |
| Midway, Gadsden | 266 |
| Rotunda West, Charlotte | 264 |
| Bunnell, Flagler | 260 |
| Zolfo Springs, Hardee | 258 |
| Citra, Marion | 258 |
| Myakka City, Manatee | 251 |
| Hawthorne, Alachua | 244 |
| Haverhill, Palm Beach | 244 |
| Weeki Wachee, Hernando | 244 |
| Silver Springs, Marion | 244 |
| Pierson, Volusia | 240 |
| Tavernier, Monroe | 236 |
| South Daytona, Volusia | 234 |
| Bell, Gilchrist | 232 |
| Winter Park, Seminole | 232 |
| Orlando, Osceola | 229 |
| Jay, Santa Rosa | 228 |
| Molino, Escambia | 226 |
| Youngstown, Bay | 226 |
| De Leon Springs, Volusia | 221 |
| Flagler Beach, Flagler | 217 |
| Cape Canaveral, Brevard | 215 |
| Branford, Suwannee | 214 |
| Lake Park, Palm Beach | 213 |
| Altha, Calhoun | 211 |
| Apalachicola, Franklin | 211 |
| Ocklawaha, Marion | 208 |
| Melbourne Beach, Brevard | 207 |
| Greenville, Madison | 205 |
| Osprey, Sarasota | 205 |

COVID-19: characteristics of 1,087,956 Florida resident cases

Data through Dec 10, 2020 verified as of Dec 11, 2020 at 09:25 AM

Data in this report are provisional and subject to change.

The table below includes the cities and counties of residence for cases in Florida residents based on the patient's ZIP Code. Note that city is not always received as part of the initial notification and may be missing while the case is being investigated.

| City and county | Cases |
|--------------------------------|-------|
| Lawtey, Bradford | 204 |
| Alva, Lee | 203 |
| Holly Hill, Volusia | 202 |
| Jennings, Hamilton | 200 |
| Mims, Brevard | 198 |
| Celebration, Osceola | 197 |
| Surfside, Dade | 197 |
| Ave Maria, Collier | 196 |
| Indian Harbour Beach, Brevard | 195 |
| Oxford, Sumter | 193 |
| Archer, Alachua | 193 |
| Grand Ridge, Jackson | 192 |
| Orlando, Seminole | 191 |
| Tequesta, Palm Beach | 188 |
| Bay Harbor Islands, Dade | 187 |
| East Palatka, Putnam | 183 |
| Greenwood, Jackson | 182 |
| Dundee, Polk | 179 |
| Kenneth City, Pinellas | 177 |
| Edgewood, Orange | 177 |
| Vernon, Washington | 168 |
| Floral City, Citrus | 167 |
| O Brien, Suwannee | 167 |
| Eagle Lake, Polk | 166 |
| Bal Harbour, Dade | 166 |
| Montverde, Lake | 166 |
| Eastpoint, Franklin | 163 |
| Chuluota, Seminole | 162 |
| Hastings, St. Johns | 158 |
| Gotha, Orange | 158 |
| Orlando, Dade | 157 |
| Westville, Holmes | 155 |
| Melrose, Putnam | 154 |
| Gretna, Gadsden | 153 |
| South Pasadena, Pinellas | 153 |
| Satsuma, Putnam | 152 |
| Webster, Sumter | 152 |
| West Miami, Dade | 149 |
| San Antonio, Pasco | 148 |
| Indian Rocks Beach, Pinellas | 145 |
| Elkton, St. Johns | 143 |
| Lee, Madison | 142 |
| Valparaiso, Okaloosa | 139 |
| Clair-Mel City, Hillsborough | 137 |
| Malabar, Brevard | 136 |
| Ponce De Leon, Holmes | 136 |
| Laurel Hill, Okaloosa | 134 |
| Apopka, Seminole | 134 |
| Azalea Park, Orange | 133 |
| Eglin Air Force Base, Okaloosa | 133 |
| Southport, Bay | 133 |
| University Of Miami, Dade | 132 |
| Orlando, Polk | 132 |
| Lake Panasoffkee, Sumter | 132 |
| Reddick, Marion | 130 |
| Grand Island, Lake | 129 |
| Bryceville, Nassau | 125 |
| Wellborn, Suwannee | 123 |
| Missing, Lee | 121 |

COVID-19: characteristics of 1,087,956 Florida resident cases

Data through Dec 10, 2020 verified as of Dec 11, 2020 at 09:25 AM

Data in this report are provisional and subject to change.

The table below includes the cities and counties of residence for cases in Florida residents based on the patient's ZIP Code. Note that city is not always received as part of the initial notification and may be missing while the case is being investigated.

| City and county | Cases |
|--------------------------------|-------|
| Hiawassee, Orange | 121 |
| Inlet Beach, Walton | 121 |
| Fort McCoy, Marion | 120 |
| Lakewood Ranch, Manatee | 120 |
| Geneva, Seminole | 119 |
| White Springs, Hamilton | 117 |
| Alford, Jackson | 116 |
| Mcdavid, Escambia | 115 |
| Orlando, Broward | 115 |
| Summerland Key, Monroe | 114 |
| Missing, Brevard | 113 |
| Sebastian, Brevard | 112 |
| Alafaya, Orange | 111 |
| Belleair, Pinellas | 110 |
| Morriston, Levy | 108 |
| Anthony, Marion | 107 |
| Juno Beach, Palm Beach | 107 |
| Orlando, Volusia | 103 |
| Matlacha, Lee | 103 |
| Sanibel, Lee | 101 |
| Weirsdale, Marion | 101 |
| Orlando, Hillsborough | 101 |
| Mcalpin, Suwannee | 100 |
| Lockhart, Orange | 100 |
| Zellwood, Orange | 100 |
| Fountain, Bay | 99 |
| Hallandale Beach, Broward | 99 |
| South Fort Myers, Lee | 97 |
| Hosford, Liberty | 97 |
| Holmes Beach, Manatee | 96 |
| Greenacres, Palm Beach | 95 |
| Missing, Orange | 94 |
| Pomona Park, Putnam | 94 |
| Howey-In-The-Hills, Lake | 93 |
| Islamorada, Monroe | 93 |
| Micanopy, Alachua | 93 |
| Longboat Key, Manatee | 92 |
| Missing, Volusia | 92 |
| Bay Lake, Orange | 91 |
| Babson Park, Polk | 91 |
| Astatula, Lake | 88 |
| Center Hill, Sumter | 88 |
| Missing, Marion | 87 |
| Kindred, Osceola | 86 |
| Fern Park, Seminole | 86 |
| Lauderdale By The Sea, Broward | 86 |
| University Of Fl, Alachua | 86 |
| Madeira Beach, Pinellas | 86 |
| Poinciana, Polk | 85 |
| Odessa, Pasco | 85 |
| Cloud Lake, Palm Beach | 84 |
| Carrollwood, Hillsborough | 82 |
| Mangonia Park, Palm Beach | 82 |
| Holt, Okaloosa | 81 |
| Bokeelia, Lee | 81 |
| Saint James City, Lee | 80 |
| Steinhatchee, Taylor | 80 |
| Sopchoppy, Wakulla | 80 |
| Viera, Brevard | 79 |

COVID-19: characteristics of 1,087,956 Florida resident cases

Data through Dec 10, 2020 verified as of Dec 11, 2020 at 09:25 AM

Data in this report are provisional and subject to change.

The table below includes the cities and counties of residence for cases in Florida residents based on the patient's ZIP Code. Note that city is not always received as part of the initial notification and may be missing while the case is being investigated.

| City and county | Cases |
|---|-------|
| Atlantis, Palm Beach | 79 |
| Temple Terrace, Hillsborough | 79 |
| Big Pine Key, Monroe | 79 |
| Grant-Valkaria, Brevard | 77 |
| Caryville, Washington | 77 |
| Lake Helen, Volusia | 76 |
| Missing, Palm Beach | 76 |
| Missing, Santa Rosa | 76 |
| Oak Hill, Volusia | 75 |
| Maitland, Seminole | 72 |
| Orlando, Palm Beach | 72 |
| Sumterville, Sumter | 72 |
| F M, Lee | 72 |
| Seville, Volusia | 71 |
| Orlando, Lake | 71 |
| Avon Park, Polk | 70 |
| The Villages, Lake | 70 |
| Hypoluxo, Palm Beach | 69 |
| Citrus Springs, Citrus | 67 |
| Panacea, Wakulla | 66 |
| Osteen, Volusia | 66 |
| Missing, Duval | 65 |
| Clarksville, Calhoun | 65 |
| Lady Lake, Sumter | 64 |
| University Of Central Florida, Orange | 64 |
| Cutler Bay, Dade | 63 |
| Placida, Charlotte | 62 |
| Lake Hamilton, Polk | 62 |
| Missing, Collier | 61 |
| Air Mail Facility, Dade | 61 |
| Altoona, Lake | 61 |
| Stock Island, Monroe | 61 |
| University Of South Florida, Hillsborough | 59 |
| Buena Ventura Lakes, Osceola | 59 |
| Belleair Beach, Pinellas | 59 |
| Golden Beach, Dade | 59 |
| Dinsmore, Duval | 59 |
| Lutz, Pasco | 59 |
| San Mateo, Putnam | 59 |
| Lamont, Jefferson | 58 |
| The Villages, Marion | 58 |
| Brooker, Bradford | 58 |
| Waldo, Alachua | 58 |
| Hollister, Putnam | 58 |
| Palma Ceia, Hillsborough | 57 |
| Bonita Beach, Lee | 57 |
| Ochopee, Collier | 57 |
| Astor, Lake | 56 |
| Missing, Pasco | 56 |
| Eatonville, Orange | 56 |
| Ponce Inlet, Volusia | 55 |
| Christmas, Orange | 54 |
| Missing, Broward | 53 |
| Paisley, Lake | 53 |
| Barefoot Bay, Brevard | 52 |
| Hurlburt Field, Okaloosa | 51 |
| Pinetta, Madison | 51 |
| Crystal Beach, Pinellas | 51 |
| Bradenton Beach, Manatee | 51 |

COVID-19: characteristics of 1,087,956 Florida resident cases

Data through Dec 10, 2020 verified as of Dec 11, 2020 at 09:25 AM

Data in this report are provisional and subject to change.

The table below includes the cities and counties of residence for cases in Florida residents based on the patient's ZIP Code. Note that city is not always received as part of the initial notification and may be missing while the case is being investigated.

| City and county | Cases |
|-----------------------------------|-------|
| Inglis, Levy | 51 |
| Kendall, Dade | 50 |
| Greensboro, Gadsden | 50 |
| Welaka, Putnam | 49 |
| Lighthouse Point, Broward | 49 |
| Callaway, Bay | 49 |
| Bascom, Jackson | 49 |
| Canal Point, Palm Beach | 48 |
| Orlando, Brevard | 48 |
| Missing, Pinellas | 47 |
| Hampton, Bradford | 47 |
| Baldwin, Duval | 46 |
| Princeton, Dade | 44 |
| Tierra Verde, Pinellas | 43 |
| Florida Gulf Coast Univ, Lee | 43 |
| Ocean Ridge, Palm Beach | 43 |
| Harmony, Osceola | 42 |
| Sunny Isles Beach, Dade | 41 |
| Orlando, Pinellas | 41 |
| Felda, Hendry | 40 |
| Florahome, Putnam | 40 |
| Saint Pete Beach, Pinellas | 40 |
| Patrick Air Force Base, Brevard | 39 |
| Missing, St. Johns | 39 |
| Destin, Walton | 39 |
| Campbellton, Jackson | 39 |
| West Park, Broward | 38 |
| Manalapan, Palm Beach | 38 |
| Sewalls Point, Martin | 38 |
| Palm Beach Shores, Palm Beach | 37 |
| Fruit Cove, St. Johns | 37 |
| University Of Tampa, Hillsborough | 37 |
| Rocky Point, Hillsborough | 36 |
| Yalaha, Lake | 36 |
| Boca Grande, Lee | 36 |
| Tyndall Air Force Base, Bay | 35 |
| Fort Denaud, Hendry | 35 |
| Orlando, Leon | 35 |
| Lorida, Highlands | 35 |
| Georgetown, Putnam | 35 |
| Flemington, Marion | 34 |
| North Venice, Sarasota | 34 |
| Ebro, Washington | 33 |
| Cinco Bayou, Okaloosa | 33 |
| Village Of Wellington, Palm Beach | 33 |
| Walnut Hill, Escambia | 32 |
| Reunion, Osceola | 32 |
| Missing, Hernando | 31 |
| North Redington Beach, Pinellas | 31 |
| Cedar Key, Levy | 31 |
| Saint Leo, Pasco | 30 |
| Treasure Island, Pinellas | 30 |
| Anna Maria, Manatee | 30 |
| Bellview, Escambia | 29 |
| Kathleen, Polk | 29 |
| Singer Island, Palm Beach | 29 |
| Highland Beach, Palm Beach | 29 |
| Lake Suzy, Desoto | 29 |
| Naranja, Dade | 28 |

COVID-19: characteristics of 1,087,956 Florida resident cases

Data through Dec 10, 2020 verified as of Dec 11, 2020 at 09:25 AM

Data in this report are provisional and subject to change.

The table below includes the cities and counties of residence for cases in Florida residents based on the patient's ZIP Code. Note that city is not always received as part of the initial notification and may be missing while the case is being investigated.

| City and county | Cases |
|------------------------------------|-------|
| Barry University, Dade | 28 |
| Heathrow, Seminole | 27 |
| Dania Beach, Broward | 27 |
| Salt Springs, Marion | 26 |
| Aloma, Orange | 26 |
| Eaton Park, Polk | 26 |
| Terra Ceia, Manatee | 26 |
| Florida State, Leon | 26 |
| Missing, Hillsborough | 26 |
| Cudjoe Key, Monroe | 26 |
| Bay Pines, Pinellas | 25 |
| Winter Garden, Lake | 25 |
| South Miami Heights, Dade | 25 |
| Miami Springs, Dade | 25 |
| Waverly, Polk | 25 |
| Intercession City, Osceola | 25 |
| Jupiter, Martin | 25 |
| Univ Of FI Student Dorms, Alachua | 25 |
| Enterprise, Volusia | 25 |
| Orlando, Pasco | 24 |
| Miami, Unknown | 24 |
| Labelle, Glades | 23 |
| University Of Central FI, Orange | 23 |
| Hialeah Gardens, Dade | 23 |
| Ona, Hardee | 23 |
| South Palm Beach, Palm Beach | 23 |
| Orlando, Duval | 23 |
| Gulf Breeze, Escambia | 22 |
| Florida Dept Of Corrections, Union | 22 |
| Micco, Brevard | 22 |
| Kinard, Calhoun | 22 |
| Palm Shores, Brevard | 22 |
| Florida A And M University, Leon | 21 |
| North Bay Village, Dade | 21 |
| Bagdad, Santa Rosa | 21 |
| Pensacola Beach, Santa Rosa | 21 |
| Okahumpka, Lake | 21 |
| Miami Shores, Dade | 21 |
| Bonita Springs, Collier | 21 |
| Town N Country, Hillsborough | 21 |
| Missing, Nassau | 21 |
| Nocatee, Desoto | 21 |
| Miromar Lakes, Lee | 21 |
| Kenansville, Osceola | 21 |
| Highland City, Polk | 21 |
| Santa Fe, Alachua | 20 |
| Fort Lauderdale, Dade | 20 |
| Tioga, Alachua | 20 |
| Lulu, Columbia | 20 |
| Tice, Lee | 20 |
| Penney Farms, Clay | 20 |
| Orlando, Marion | 20 |
| La Crosse, Alachua | 19 |
| Missing, Manatee | 19 |
| Missing, Escambia | 18 |
| Babcock Ranch, Lee | 18 |
| Balm, Hillsborough | 18 |
| Pasadena, Pinellas | 18 |
| Key Colony Beach, Monroe | 18 |

COVID-19: characteristics of 1,087,956 Florida resident cases

Data through Dec 10, 2020 verified as of Dec 11, 2020 at 09:25 AM

Data in this report are provisional and subject to change.

The table below includes the cities and counties of residence for cases in Florida residents based on the patient's ZIP Code. Note that city is not always received as part of the initial notification and may be missing while the case is being investigated.

| City and county | Cases |
|--|-------|
| Stetson University, Volusia | 18 |
| Florida International Univ, Dade | 18 |
| Tangerine, Orange | 18 |
| Ponte Vedra, Duval | 18 |
| University Of Central Florida, Broward | 18 |
| Sydney, Hillsborough | 17 |
| Orlando, Alachua | 17 |
| Missing, Indian River | 17 |
| Missing, Sumter | 17 |
| Northdale, Hillsborough | 17 |
| Sun City, Hillsborough | 17 |
| Apopka, Lake | 17 |
| Goulds, Dade | 17 |
| Missing, Citrus | 16 |
| Bayonet Point, Pasco | 16 |
| Lacoochee, Pasco | 16 |
| Hallandale Beach, Broward | 16 |
| West Panama City Beach, Bay | 16 |
| Hawthorne, Putnam | 16 |
| Chokoloskee, Collier | 16 |
| City Of Westlake, Palm Beach | 16 |
| Palmdale, Glades | 15 |
| Maitland, Volusia | 15 |
| Homosassa Springs, Citrus | 15 |
| Dowling Park, Suwannee | 15 |
| Perdido Key, Escambia | 15 |
| Orlando, Manatee | 14 |
| Ocoee, Lake | 14 |
| Missing, Martin | 14 |
| Missing, Seminole | 14 |
| Goodland, Collier | 14 |
| Branford, Lafayette | 14 |
| University Of Central Fl, Hillsborough | 14 |
| Indian Lake Estates, Polk | 14 |
| Candler, Marion | 14 |
| Missing, Polk | 14 |
| Siesta Key, Sarasota | 14 |
| Paxton, Walton | 14 |
| Bonifay, Washington | 14 |
| Winter Park, Polk | 14 |
| Mexico Beach, Bay | 14 |
| Horseshoe Beach, Dixie | 14 |
| Green Acres, Palm Beach | 13 |
| Maitland, Polk | 13 |
| Yankeetown, Levy | 13 |
| Missing, Okaloosa | 13 |
| Little Torch Key, Monroe | 13 |
| Orlando, Flagler | 13 |
| Pembroke Park, Broward | 13 |
| Saint Marks, Wakulla | 13 |
| Orange Lake, Marion | 13 |
| Missing, Lake | 13 |
| Orlando, Lee | 13 |
| Mcintosh, Marion | 13 |
| Sugarloaf Key, Monroe | 13 |
| Venus, Highlands | 13 |
| Village Of Palmetto Bay, Dade | 13 |
| New Smyrna, Volusia | 13 |
| Miami, Broward | 12 |

COVID-19: characteristics of 1,087,956 Florida resident cases

Data through Dec 10, 2020 verified as of Dec 11, 2020 at 09:25 AM

Data in this report are provisional and subject to change.

The table below includes the cities and counties of residence for cases in Florida residents based on the patient's ZIP Code. Note that city is not always received as part of the initial notification and may be missing while the case is being investigated.

| City and county | Cases |
|--------------------------------|-------|
| Maitland, Osceola | 12 |
| City Of Sunrise, Broward | 12 |
| White Springs, Columbia | 12 |
| Bradley, Polk | 12 |
| Cortez, Manatee | 12 |
| Zellwood, Lake | 12 |
| Bostwick, Putnam | 12 |
| Champions Gate, Polk | 12 |
| Homeland, Polk | 12 |
| Long Key, Monroe | 12 |
| Crystal Springs, Pasco | 12 |
| Wewahitchka, Calhoun | 12 |
| Duette, Manatee | 11 |
| Missing, St. Lucie | 11 |
| Caryville, Holmes | 11 |
| Fort Ogden, Desoto | 11 |
| Loughman, Polk | 11 |
| Missing, Clay | 11 |
| Unknown, Dade | 11 |
| Plymouth, Orange | 11 |
| Hollywood, Dade | 11 |
| Poinciana, Osceola | 11 |
| Earleton, Alachua | 11 |
| Tallevast, Manatee | 11 |
| Mount Dora, Orange | 11 |
| Apopka, Volusia | 10 |
| Passport, Unknown | 10 |
| Village Wellington, Palm Beach | 10 |
| Rosemary Beach, Walton | 10 |
| Saint Johns, Duval | 10 |
| Wabasso, Indian River | 10 |
| Hernando Beach, Hernando | 10 |
| Eloise, Polk | 10 |
| Graceville, Holmes | 10 |
| Jacksonville, Unknown | 10 |
| Mango, Hillsborough | 10 |
| Buckingham, Lee | 10 |
| Parker, Bay | 10 |
| Jensen Beach, St. Lucie | 10 |
| Telogia, Liberty | 10 |
| Lake City, Suwannee | 10 |
| Bayshore Gardens, Manatee | 10 |
| Sparr, Marion | 10 |
| Orlando, Okaloosa | 9 |
| Cottdondale, Washington | 9 |
| Long Boat Key, Manatee | 9 |
| Palma Sola, Manatee | 9 |
| Saint George Island, Franklin | 9 |
| Wausau, Washington | 9 |
| Laud-By-The-Sea, Broward | 9 |
| University Park, Manatee | 9 |
| Ridge Manor, Pasco | 9 |
| Florence Villa, Polk | 9 |
| Gulf Hammock, Levy | 9 |
| Bonaventure, Broward | 9 |
| Lamont, Madison | 9 |
| Steinhatchee, Dixie | 9 |
| Westchase, Hillsborough | 9 |
| Greenville, Taylor | 9 |

COVID-19: characteristics of 1,087,956 Florida resident cases

Data through Dec 10, 2020 verified as of Dec 11, 2020 at 09:25 AM

Data in this report are provisional and subject to change.

The table below includes the cities and counties of residence for cases in Florida residents based on the patient's ZIP Code. Note that city is not always received as part of the initial notification and may be missing while the case is being investigated.

| City and county | Cases |
|--|-------|
| Gulf Stream, Palm Beach | 9 |
| Orlando, Escambia | 9 |
| Laurel Hill, Walton | 9 |
| Florida International University, Dade | 9 |
| Durant, Hillsborough | 9 |
| Perrine, Dade | 8 |
| Wahneta, Polk | 8 |
| Webster, Hernando | 8 |
| Indian River Shores, Indian River | 8 |
| Mexico Beach, Gulf | 8 |
| Graham, Bradford | 8 |
| Orlando, St. Lucie | 8 |
| Shady Hills, Pasco | 8 |
| Rubonia, Manatee | 8 |
| Gonzalez, Escambia | 8 |
| Florida State Univ Admin, Leon | 8 |
| Trenton, Levy | 8 |
| Lake Como, Putnam | 8 |
| Lowell, Marion | 8 |
| Archer, Levy | 8 |
| Westlake, Palm Beach | 8 |
| Woodville, Leon | 8 |
| Murdock, Charlotte | 8 |
| Everglades City, Collier | 8 |
| Maitland, Hillsborough | 8 |
| Hialeah, Unknown | 8 |
| Jerome, Collier | 7 |
| Lealman, Pinellas | 7 |
| Trilby, Pasco | 7 |
| Maitland, Lake | 7 |
| Alturas, Polk | 7 |
| Ferndale, Lake | 7 |
| Saint Lucie West, St. Lucie | 7 |
| Orlando, Sarasota | 7 |
| Pine Hills, Orange | 7 |
| Union Park, Orange | 7 |
| Evinston, Alachua | 7 |
| Fanning Springs, Gilchrist | 7 |
| Nichols, Polk | 7 |
| Holder, Citrus | 7 |
| West Delray Beach, Palm Beach | 7 |
| University Of Central Fl, Martin | 7 |
| Leisure City, Dade | 7 |
| Mayport Naval Station, Duval | 6 |
| Lake Butler, Bradford | 6 |
| Port Saint John, Brevard | 6 |
| Hillsboro Beach, Broward | 6 |
| N/A, Unknown | 6 |
| Virginia Gardens, Dade | 6 |
| Orlando, St. Johns | 6 |
| Orlando, Collier | 6 |
| Orlando, Hernando | 6 |
| Suwannee, Dixie | 6 |
| Maxville, Duval | 6 |
| Orchid, Indian River | 6 |
| Ozona, Pinellas | 6 |
| Pine Castle, Orange | 6 |
| Morriston, Marion | 6 |
| Indian Creek Village, Dade | 6 |

COVID-19: characteristics of 1,087,956 Florida resident cases

Data through Dec 10, 2020 verified as of Dec 11, 2020 at 09:25 AM

Data in this report are provisional and subject to change.

The table below includes the cities and counties of residence for cases in Florida residents based on the patient's ZIP Code. Note that city is not always received as part of the initial notification and may be missing while the case is being investigated.

| City and county | Cases |
|------------------------------------|-------|
| Lakeshore, Polk | 6 |
| Switzerland, St. Johns | 6 |
| Palm City, St. Lucie | 6 |
| Ramrod Key, Monroe | 6 |
| Belleair Bluffs, Pinellas | 6 |
| Brooksville, Pasco | 6 |
| Lake Monroe, Seminole | 6 |
| Ocoee, Osceola | 6 |
| Forest City, Orange | 6 |
| Missing, Columbia | 6 |
| Ponce De Leon, Walton | 6 |
| Fort Charlotte, Charlotte | 6 |
| East Lake, Marion | 5 |
| Deer Island, Lake | 5 |
| Ebro, Bay | 5 |
| Redington Shores, Pinellas | 5 |
| Westchester, Dade | 5 |
| Orlando, Highlands | 5 |
| Apopka, Broward | 5 |
| Quail Heights, Dade | 5 |
| Pass, Unknown | 5 |
| Stuart, St. Lucie | 5 |
| Winter Park, Broward | 5 |
| Winter Garden, Seminole | 5 |
| Watersound, Walton | 5 |
| Pine Ridge, Citrus | 5 |
| Orlando, Charlotte | 5 |
| Beverly Beach, Flagler | 5 |
| Lakewood Ranch, Sarasota | 5 |
| Longboat Key, Sarasota | 5 |
| Duck Key, Monroe | 5 |
| PSI, Unknown | 5 |
| Nalcrest, Polk | 5 |
| Hutchinson Island, St. Lucie | 5 |
| High Springs, Gilchrist | 5 |
| Windermere, Alachua | 5 |
| Missing, Unknown | 5 |
| Mount Plymouth, Lake | 5 |
| Missing, Putnam | 5 |
| Braden River, Manatee | 5 |
| Roseland, Indian River | 5 |
| Winter Garden, Osceola | 5 |
| Eatonville, Polk | 5 |
| Dade City, Hernando | 5 |
| Citrus Hills, Citrus | 5 |
| Briny Breezes, Palm Beach | 4 |
| Basinger, Okeechobee | 4 |
| Missing, Alachua | 4 |
| Missing, Bay | 4 |
| Williston, Marion | 4 |
| Vero Beach, St. Lucie | 4 |
| Saint Augustine, Duval | 4 |
| Alafaya, Broward | 4 |
| Elfers, Pasco | 4 |
| Fernandina, Nassau | 4 |
| International Service Center, Dade | 4 |
| Wakulla Springs, Wakulla | 4 |
| Seacrest, Walton | 4 |
| Orlando, Citrus | 4 |

COVID-19: characteristics of 1,087,956 Florida resident cases

Data through Dec 10, 2020 verified as of Dec 11, 2020 at 09:25 AM

Data in this report are provisional and subject to change.

The table below includes the cities and counties of residence for cases in Florida residents based on the patient's ZIP Code. Note that city is not always received as part of the initial notification and may be missing while the case is being investigated.

| City and county | Cases |
|---|-------|
| Forest City, Seminole | 4 |
| Ft Pierce, St. Lucie | 4 |
| Pensacola, Unknown | 4 |
| Ybor City, Hillsborough | 4 |
| Fort Lauderdale, Palm Beach | 4 |
| Naples, Lee | 4 |
| Miami Gardens, Unknown | 4 |
| Okeechobee, Osceola | 4 |
| Mayport, Duval | 4 |
| Maitland, Leon | 4 |
| Golden Oak, Orange | 4 |
| Orlando, Santa Rosa | 4 |
| Shady Grove, Taylor | 4 |
| White City, Gulf | 4 |
| Windermere, Leon | 4 |
| University Of Central Florida, Brevard | 4 |
| Valkaria, Brevard | 4 |
| Orlando, Columbia | 4 |
| River Ranch, Polk | 4 |
| Niceville, Walton | 4 |
| Loxahatchee Groves, Palm Beach | 4 |
| Indian Shores, Pinellas | 4 |
| Live Oak, Madison | 4 |
| Choctaw Beach, Okaloosa | 4 |
| Davenport, Osceola | 4 |
| Glen Ridge, Palm Beach | 4 |
| Goldenrod, Seminole | 4 |
| Sea Ranch Lakes, Broward | 4 |
| Redington Beach, Pinellas | 4 |
| Orlando, Bay | 4 |
| Daytona Beach Shores, Volusia | 4 |
| Barberville, Volusia | 4 |
| Innovation, Pasco | 4 |
| Grove City, Charlotte | 4 |
| Margate, Unknown | 3 |
| Melrose, Bradford | 3 |
| Maitland, Pasco | 3 |
| Eglin, Okaloosa | 3 |
| Port Salerno, Martin | 3 |
| Winter Garden, Polk | 3 |
| Pp, Unknown | 3 |
| University Of Central Florida, Palm Beach | 3 |
| University Of Central Florida, Pinellas | 3 |
| Winter Park, Lake | 3 |
| Wildlight, Nassau | 3 |
| Labelle, Lee | 3 |
| Apopka, Osceola | 3 |
| Brewton, Escambia | 3 |
| Ocoee, Broward | 3 |
| Missing, Hendry | 3 |
| Missing, Sarasota | 3 |
| Hallandale Beach, Unknown | 3 |
| Captiva, Lee | 3 |
| Deerfield Beach, Palm Beach | 3 |
| Blountstown, Liberty | 3 |
| Miami Gardens, Broward | 3 |
| Lynbrook, Broward | 3 |
| Saint Augustine Beach, St. Johns | 3 |
| Putnam Hall, Putnam | 3 |

COVID-19: characteristics of 1,087,956 Florida resident cases

Data through Dec 10, 2020 verified as of Dec 11, 2020 at 09:25 AM

Data in this report are provisional and subject to change.

The table below includes the cities and counties of residence for cases in Florida residents based on the patient's ZIP Code. Note that city is not always received as part of the initial notification and may be missing while the case is being investigated.

| City and county | Cases |
|---------------------------------------|-------|
| Orlando, Indian River | 3 |
| Orlando, Martin | 3 |
| Village Of Golf, Palm Beach | 3 |
| Windermere, Seminole | 3 |
| West Bradenton, Manatee | 3 |
| Tampa, Pinellas | 3 |
| Sunny Hills, Washington | 3 |
| Winter Park, Alachua | 3 |
| Winter Park, Leon | 3 |
| Winter Park, Osceola | 3 |
| Worthington Springs, Union | 3 |
| Orlando, Union | 3 |
| Inlet Beach, Bay | 3 |
| Jacksonville, Clay | 3 |
| Johns Pass Village, Pinellas | 3 |
| Milton, Escambia | 3 |
| Apopka, Dade | 3 |
| Orlando, Jackson | 3 |
| North Fort Myers, Charlotte | 3 |
| Kissimmee, Unknown | 3 |
| Jacksonville Naval Air Station, Duval | 3 |
| Chicago, Lee | 3 |
| Clewiston, Palm Beach | 3 |
| Branford, Gilchrist | 3 |
| Bayou George, Bay | 3 |
| San Carlos Park, Lee | 3 |
| Winter Garden, Leon | 3 |
| Westville, Walton | 3 |
| Sugarloaf, Monroe | 3 |
| Cypress, Jackson | 3 |
| Clarcona, Orange | 3 |
| Lloyd, Jefferson | 3 |
| Lamont, Taylor | 3 |
| Miccosukee, Leon | 3 |
| Pensacola Beach, Escambia | 3 |
| Orlando, Nassau | 3 |
| Orange Springs, Marion | 3 |
| Oneco, Manatee | 3 |
| San Fernando, Unknown | 3 |
| Pompano Beach, Palm Beach | 3 |
| Salem, Taylor | 3 |
| Vernon, Bay | 3 |
| Winter Park, Brevard | 3 |
| Windermere, Palm Beach | 3 |
| Indian Rock Beach, Pinellas | 3 |
| Hollywood, Unknown | 3 |
| Monticello, Madison | 3 |
| Mayport Naval Housing, Duval | 3 |
| Fpo, Duval | 3 |
| Fernandina Beach, Duval | 3 |
| Cypress Gardens, Polk | 3 |
| Bowling Green, Polk | 3 |
| Point Washington, Walton | 3 |
| University Of Central Fl, Seminole | 3 |
| Seacrest, Bay | 3 |
| Mims, Volusia | 3 |
| Nobleton, Hernando | 3 |
| Orange Park, Duval | 3 |
| Julington Creek, St. Johns | 3 |

COVID-19: characteristics of 1,087,956 Florida resident cases

Data through Dec 10, 2020 verified as of Dec 11, 2020 at 09:25 AM

Data in this report are provisional and subject to change.

The table below includes the cities and counties of residence for cases in Florida residents based on the patient's ZIP Code. Note that city is not always received as part of the initial notification and may be missing while the case is being investigated.

| City and county | Cases |
|------------------------------------|-------|
| Bella Collina, Lake | 3 |
| Apopka, Hillsborough | 3 |
| El Jobean, Charlotte | 3 |
| Apopka, Duval | 2 |
| Jupiter Island, Martin | 2 |
| Labelle, Collier | 2 |
| Lauderhill, Unknown | 2 |
| Jonesville, Alachua | 2 |
| Miami, Martin | 2 |
| Long Beach, Orange | 2 |
| Maitland, Palm Beach | 2 |
| North Port, Charlotte | 2 |
| Ocean Reef Club, Monroe | 2 |
| New Port Richey, Hillsborough | 2 |
| Miramar, Unknown | 2 |
| Missing, Monroe | 2 |
| Missing, Washington | 2 |
| Sand Lake, Orange | 2 |
| University Of Central Fl, Broward | 2 |
| Venice, Dade | 2 |
| Winter Park, Collier | 2 |
| Winter Park, Duval | 2 |
| Winter Park, Hillsborough | 2 |
| Winter Park, Volusia | 2 |
| Windermere, Hillsborough | 2 |
| Crescent Beach, Sarasota | 2 |
| Dade City, Unknown | 2 |
| Day, Lafayette | 2 |
| Cross Key, Monroe | 2 |
| Green Cove Springs, Duval | 2 |
| Marysville, Dade | 2 |
| Inglis, Citrus | 2 |
| Tampa, Broward | 2 |
| Sunrise, Unknown | 2 |
| Samoset, Manatee | 2 |
| Seguin, Unknown | 2 |
| Oakland Park, Unknown | 2 |
| Milligan, Okaloosa | 2 |
| Ocoee, Leon | 2 |
| Land O Lakes, Hillsborough | 2 |
| Los Angeles, Dade | 2 |
| Keystone Heights, Bradford | 2 |
| Carl Fisher, Dade | 2 |
| Cross City, Taylor | 2 |
| Glenwood, Volusia | 2 |
| Fort Lauderdale, Alachua | 2 |
| Windermere, Lake | 2 |
| Winter Park, Highlands | 2 |
| Saint Marys, Nassau | 2 |
| Sebring, Desoto | 2 |
| Pompano Beach, Unknown | 2 |
| Tampa, Hernando | 2 |
| University Of Central Florida, Lee | 2 |
| Vero Beach, Unknown | 2 |
| Yeehaw, Okeechobee | 2 |
| Winter Park, Dade | 2 |
| Wauchula, Desoto | 2 |
| 000000, Unknown | 2 |
| Babcock Ranch, Charlotte | 2 |

COVID-19: characteristics of 1,087,956 Florida resident cases

Data through Dec 10, 2020 verified as of Dec 11, 2020 at 09:25 AM

Data in this report are provisional and subject to change.

The table below includes the cities and counties of residence for cases in Florida residents based on the patient's ZIP Code. Note that city is not always received as part of the initial notification and may be missing while the case is being investigated.

| City and county | Cases |
|-------------------------------------|-------|
| Boynton Beach, Broward | 2 |
| Cape Haze, Charlotte | 2 |
| Bristol, Calhoun | 2 |
| Conch Key, Monroe | 2 |
| Jacksonville Naval Hospital, Duval | 2 |
| Jacksonville, Nassau | 2 |
| Longview, Dade | 2 |
| Kingsley Lake, Bradford | 2 |
| Newberry, Gilchrist | 2 |
| Mesa, Unknown | 2 |
| Miramar, Dade | 2 |
| Okeechobee, Lake | 2 |
| Ormond Beach, Flagler | 2 |
| Apopka, Flagler | 2 |
| Aripeka, Pasco | 2 |
| Apopka, Marion | 2 |
| Apopka, Sarasota | 2 |
| Bonifay, Jackson | 2 |
| Fort Pierce, Martin | 2 |
| Clermont, Polk | 2 |
| Ludlam, Dade | 2 |
| Laurel, Sarasota | 2 |
| Lecanto, Marion | 2 |
| Grandin, Putnam | 2 |
| Oklawaha, Marion | 2 |
| Olustee, Baker | 2 |
| Ocoee, Duval | 2 |
| West Palm Beach, Dade | 2 |
| Tarpon Springs, Pasco | 2 |
| Winter Garden, Broward | 2 |
| Winter Garden, Dade | 2 |
| Windermere, Osceola | 2 |
| Winter Park, St. Johns | 2 |
| Upper Key Largo, Monroe | 2 |
| Saint Petersburg, Hillsborough | 2 |
| Saint Augusaintine Beach, St. Johns | 2 |
| Seven Springs, Pasco | 2 |
| Orlando, Unknown | 2 |
| Port Charlotte, Unknown | 2 |
| Punta Gorda, Lee | 2 |
| Port Saint Lucie, Martin | 2 |
| Miami, Palm Beach | 2 |
| Missing, Jackson | 2 |
| None, Dade | 2 |
| Los Angeles, Okaloosa | 2 |
| Lutz, Pinellas | 2 |
| Lake Geneva, Clay | 2 |
| Lawtey, Union | 2 |
| Lakeland, Hillsborough | 2 |
| Alligator Point, Franklin | 2 |
| Coconut Creek, Unknown | 2 |
| Crawfordville, Leon | 2 |
| Cross Creek, Alachua | 2 |
| Immokalee, Lee | 2 |
| Fairfield, Marion | 2 |
| Eatonville, Lake | 2 |
| Fort Lauderdale, Unknown | 2 |
| Missing, Walton | 2 |
| Moore Haven, Hendry | 2 |

COVID-19: characteristics of 1,087,956 Florida resident cases

Data through Dec 10, 2020 verified as of Dec 11, 2020 at 09:25 AM

Data in this report are provisional and subject to change.

The table below includes the cities and counties of residence for cases in Florida residents based on the patient's ZIP Code. Note that city is not always received as part of the initial notification and may be missing while the case is being investigated.

| City and county | Cases |
|-----------------------------------|-------|
| Lanark Village, Franklin | 2 |
| Portland, Unknown | 2 |
| Pp, Dade | 2 |
| Orlando, Holmes | 2 |
| Orlando, Sumter | 2 |
| Cassadaga, Volusia | 2 |
| Lake Harbor, Palm Beach | 2 |
| Fort Walton Beach, Walton | 2 |
| Dunnellon, Levy | 2 |
| Woodside, Broward | 2 |
| Windermere, Polk | 2 |
| Winter Garden, Brevard | 2 |
| University Of Central Fl, Dade | 2 |
| University Of Central Fl, Osceola | 2 |
| Scottsmoor, Brevard | 2 |
| Winter Garden, Hillsborough | 2 |
| Tangerine, Lake | 2 |
| Ocean Breeze, Martin | 2 |
| Pass, Dade | 2 |
| Florida Power & Light Co, Dade | 2 |
| Gibsonia, Polk | 2 |
| Amelia City, Nassau | 2 |
| Alligator Point, Wakulla | 2 |
| Citrus Ridge, Indian River | 2 |
| Madison, Unknown | 2 |
| Lockhart, Seminole | 2 |
| Hialeah, Broward | 2 |
| Jacksonville, Dade | 2 |
| Jeffersonville, Broward | 1 |
| Homeless, Dade | 1 |
| Hickory, Lee | 1 |
| Hallandate Ben, Unknown | 1 |
| Live Oak, Columbia | 1 |
| Lauderdale Hill, Unknown | 1 |
| Lake Worth, Broward | 1 |
| Longwood, Orange | 1 |
| Miamii, Dade | 1 |
| Miamt, Dade | 1 |
| Mid Florida, Seminole | 1 |
| Middleburg, Duval | 1 |
| N/A, Duval | 1 |
| Naples, Alachua | 1 |
| Old Town, Gilchrist | 1 |
| Orem, Sarasota | 1 |
| Ocoee, Hillsborough | 1 |
| Ocala, Unknown | 1 |
| Colorado Springs, Unknown | 1 |
| Conifer, Lee | 1 |
| Bryn Mawr, Palm Beach | 1 |
| Camden Wyoming, Duval | 1 |
| Chipley, Holmes | 1 |
| Chipley, Jackson | 1 |
| Chattanooga, Dade | 1 |
| Alva, Collier | 1 |
| Alys Beach, Bay | 1 |
| 333, Unknown | 1 |
| Alafaya, Volusia | 1 |
| Allentown, Putnam | 1 |
| Apple Creek, Citrus | 1 |

COVID-19: characteristics of 1,087,956 Florida resident cases

Data through Dec 10, 2020 verified as of Dec 11, 2020 at 09:25 AM

Data in this report are provisional and subject to change.

The table below includes the cities and counties of residence for cases in Florida residents based on the patient's ZIP Code. Note that city is not always received as part of the initial notification and may be missing while the case is being investigated.

| City and county | Cases |
|---|-------|
| Azalea Park, Osceola | 1 |
| Fortlauderdale, Unknown | 1 |
| Ft Pierce, Unknown | 1 |
| Garland, Orange | 1 |
| Fort Denaud, Glades | 1 |
| Everett, Dade | 1 |
| Fl State Lot, Leon | 1 |
| El Paso, Unknown | 1 |
| Eatonville, Seminole | 1 |
| Destin, Unknown | 1 |
| Palm City, Unknown | 1 |
| Oviedo, Leon | 1 |
| Port Saint Lucie, Indian River | 1 |
| Pompano Beach, Alachua | 1 |
| Pine Hills, Broward | 1 |
| Porter Ranch, Dade | 1 |
| Raiford, Bradford | 1 |
| Riverview, Manatee | 1 |
| Russellville, Hillsborough | 1 |
| Saint Augustine, Okaloosa | 1 |
| San Diego, Unknown | 1 |
| Steinhatchee, Alachua | 1 |
| Tampa, Manatee | 1 |
| University Of Central Florida, Hillsborough | 1 |
| University Of Central Fl, Pasco | 1 |
| Vero Beach, Brevard | 1 |
| Village Of Palm Springs, Palm Beach | 1 |
| Webster, Pasco | 1 |
| Woodland Hills, Brevard | 1 |
| Windermere, Dade | 1 |
| Winston Salem, Unknown | 1 |
| Westerville, Hillsborough | 1 |
| Wellington, Unknown | 1 |
| Wilbur By The Sea, Volusia | 1 |
| Willowbrook, Lee | 1 |
| South Otselic, Dade | 1 |
| Saint Petersburg, Dade | 1 |
| San Juan, Osceola | 1 |
| San Pedro Sula, Dade | 1 |
| Richmond Heights, Dade | 1 |
| Rochester, Lee | 1 |
| Rosemary Beach, Bay | 1 |
| University Of Central Fl, St. Johns | 1 |
| University Of Central Florida, Dade | 1 |
| Tinley Park, Lee | 1 |
| Sumatra, Liberty | 1 |
| Springhill, Unknown | 1 |
| Telluride, Lee | 1 |
| Winter Garden, Sumter | 1 |
| Wayne, Dade | 1 |
| West Simsbury, Collier | 1 |
| Wimauma, Manatee | 1 |
| Windermere, Lee | 1 |
| Unknown, Orange | 1 |
| Fdsf, Unknown | 1 |
| Fwb, Unknown | 1 |
| Gastonia, Polk | 1 |
| Green, Clay | 1 |
| Gulf Shores, Escambia | 1 |

COVID-19: characteristics of 1,087,956 Florida resident cases

Data through Dec 10, 2020 verified as of Dec 11, 2020 at 09:25 AM

Data in this report are provisional and subject to change.

The table below includes the cities and counties of residence for cases in Florida residents based on the patient's ZIP Code. Note that city is not always received as part of the initial notification and may be missing while the case is being investigated.

| City and county | Cases |
|--|-------|
| Knoxville, Duval | 1 |
| Havanna, Gadsden | 1 |
| Hialeah Lakes, Dade | 1 |
| Hilliard, Dade | 1 |
| Hollywood, Leon | 1 |
| Holt, Unknown | 1 |
| Humble, Broward | 1 |
| Bryn Mawr, Collier | 1 |
| Apopka, Palm Beach | 1 |
| Aspen, Palm Beach | 1 |
| Azalea Park, Sarasota | 1 |
| Bartow, Unknown | 1 |
| Boca Roton, Unknown | 1 |
| Clermont, Unknown | 1 |
| Duke Field Air Force Station, Okaloosa | 1 |
| Deltona , Volusia | 1 |
| Columbia, Orange | 1 |
| Coral Springs, Unknown | 1 |
| Cornelius, Leon | 1 |
| Crestview, Dade | 1 |
| Dade City, Polk | 1 |
| Dania, Unknown | 1 |
| Darien, Pasco | 1 |
| Otter Creek, Levy | 1 |
| Opa Locka, Unknown | 1 |
| New Vernon, Sarasota | 1 |
| New York, Broward | 1 |
| Oakland, Broward | 1 |
| Oakland, Manatee | 1 |
| Ocoee, Polk | 1 |
| Port Charlotte Fl, Unknown | 1 |
| Ponce, Orange | 1 |
| Plantation, Unknown | 1 |
| Pensacola, Santa Rosa | 1 |
| Los Angeles, Polk | 1 |
| Lakewood, Unknown | 1 |
| Maitland, Unknown | 1 |
| Melbourne, Orange | 1 |
| Miami Beach, Palm Beach | 1 |
| Miami Granders, Dade | 1 |
| Missing, Taylor | 1 |
| Myakka, Duval | 1 |
| Naples, Broward | 1 |
| Naugatuck, Lee | 1 |
| Missing, Highlands | 1 |
| Minneapolis, Broward | 1 |
| Minneapolis, Collier | 1 |
| Gotha, Palm Beach | 1 |
| Fort Myers, Unknown | 1 |
| Fort Pierce, Unknown | 1 |
| Eatonville, Osceola | 1 |
| Eau Gallie, Brevard | 1 |
| Edgewood, Osceola | 1 |
| Homeless, Polk | 1 |
| Homosassa, Hernando | 1 |
| Harrison, Pinellas | 1 |
| Granada Hills, Broward | 1 |
| Hailandale, Unknown | 1 |
| Hialeah, Bay | 1 |

COVID-19: characteristics of 1,087,956 Florida resident cases

Data through Dec 10, 2020 verified as of Dec 11, 2020 at 09:25 AM

Data in this report are provisional and subject to change.

The table below includes the cities and counties of residence for cases in Florida residents based on the patient's ZIP Code. Note that city is not always received as part of the initial notification and may be missing while the case is being investigated.

| City and county | Cases |
|--------------------------------|-------|
| Cypress, Leon | 1 |
| Deland, St. Lucie | 1 |
| Deltona, Orange | 1 |
| Clermont, Osceola | 1 |
| Clewiston, Glades | 1 |
| Cartersville, Unknown | 1 |
| Anaheim, Unknown | 1 |
| Alafaya, Palm Beach | 1 |
| Athens, Duval | 1 |
| Bogota, Orange | 1 |
| Belle Isle, Dade | 1 |
| Bronx, Palm Beach | 1 |
| Lewisburg, Pasco | 1 |
| Jerusalem, St. Johns | 1 |
| La Grange, Dade | 1 |
| Lake City, Hamilton | 1 |
| Maitland, Dade | 1 |
| Marshall, Dade | 1 |
| Louisville, Manatee | 1 |
| Los Angeles Ca, Unknown | 1 |
| Littleton, Dade | 1 |
| Navarre, Okaloosa | 1 |
| Newark, Broward | 1 |
| Newburgh, Bay | 1 |
| Okeechobee, Glades | 1 |
| Oooooo, Unknown | 1 |
| North Pole, Seminole | 1 |
| North Port, Lee | 1 |
| Mount Pleasant, Gadsden | 1 |
| Miami, Hillsborough | 1 |
| Middlesburg, Duval | 1 |
| Port Everglades, Broward | 1 |
| Rex, Duval | 1 |
| Saint Johns, Unknown | 1 |
| Rye, Duval | 1 |
| Orlando, Washington | 1 |
| Orem, Broward | 1 |
| Peoria, Unknown | 1 |
| Pacifica, Dade | 1 |
| Palm Coast, Polk | 1 |
| Palm Coast, Volusia | 1 |
| Parker, Dade | 1 |
| Seybold, Dade | 1 |
| Saint Petersburg, St. Lucie | 1 |
| Saxis, Lee | 1 |
| Sebring, Lee | 1 |
| Sun City Center, Hardee | 1 |
| Spring Hill , Hernando | 1 |
| Starke, Clay | 1 |
| Stone Mountain, Palm Beach | 1 |
| Washington, Unknown | 1 |
| Wekiva Springs, Seminole | 1 |
| Tulsa, Orange | 1 |
| University Of Central Fl, Clay | 1 |
| Tallahassee, Duval | 1 |
| Tampa, Palm Beach | 1 |
| Winter Garden, Pinellas | 1 |
| Winter Park, Calhoun | 1 |
| Winter Park, Indian River | 1 |

COVID-19: characteristics of 1,087,956 Florida resident cases

Data through Dec 10, 2020 verified as of Dec 11, 2020 at 09:25 AM

Data in this report are provisional and subject to change.

The table below includes the cities and counties of residence for cases in Florida residents based on the patient's ZIP Code. Note that city is not always received as part of the initial notification and may be missing while the case is being investigated.

| City and county | Cases |
|---------------------------------------|-------|
| Winter Park, Lee | 1 |
| Windermere, Pasco | 1 |
| West Villages, Sarasota | 1 |
| Wichita, Volusia | 1 |
| Windermere, Broward | 1 |
| Zolfo Springs, Polk | 1 |
| Tangerine, Seminole | 1 |
| Tampa Palms, Hillsborough | 1 |
| Soldotna, Broward | 1 |
| South Burlington, Orange | 1 |
| Steinhatchee, Madison | 1 |
| Weston, Dade | 1 |
| Wheaton, Lee | 1 |
| Wesley Chapel, Alachua | 1 |
| Tewksbury, Orange | 1 |
| University Of Central Florida, Monroe | 1 |
| Ocoee, Lee | 1 |
| Ocoee, Volusia | 1 |
| Okeechobee, St. Lucie | 1 |
| Opalocka, Dade | 1 |
| Orlando, Hendry | 1 |
| Orlando, Levy | 1 |
| Palm Springs North, Dade | 1 |
| Palm Coast, Duval | 1 |
| Pembroke Puine, Unknown | 1 |
| Perry, Leon | 1 |
| Provincetown, Collier | 1 |
| Pineland, Lee | 1 |
| Saint Johns, Orange | 1 |
| San Antonio, Sarasota | 1 |
| San Antonio, Unknown | 1 |
| Sanford, Volusia | 1 |
| Greenville, Jefferson | 1 |
| Holt, Santa Rosa | 1 |
| Gotha, Leon | 1 |
| Gilmer, Dade | 1 |
| Haverford, Hillsborough | 1 |
| Hispanic, St. Lucie | 1 |
| Lemoyne, Manatee | 1 |
| Lake Placid, Alachua | 1 |
| Kingsland, Duval | 1 |
| Kissimmee, Brevard | 1 |
| Lake Buena Vista, Orange | 1 |
| Magnolia Square, Osceola | 1 |
| Maitland, Alachua | 1 |
| Las Vegas, Orange | 1 |
| Melrose, Alachua | 1 |
| Miamf, Dade | 1 |
| Miami G, Dade | 1 |
| Miami, Collier | 1 |
| Marianna, Calhoun | 1 |
| Oakland, Lake | 1 |
| Oakland, Leon | 1 |
| Missing, Leon | 1 |
| Naples, Orange | 1 |
| New Richmond, Volusia | 1 |
| Clear Brook, Lee | 1 |
| Crestview, Holmes | 1 |
| Columbus, Brevard | 1 |

COVID-19: characteristics of 1,087,956 Florida resident cases

Data through Dec 10, 2020 verified as of Dec 11, 2020 at 09:25 AM

Data in this report are provisional and subject to change.

The table below includes the cities and counties of residence for cases in Florida residents based on the patient's ZIP Code. Note that city is not always received as part of the initial notification and may be missing while the case is being investigated.

| City and county | Cases |
|-------------------------|-------|
| Cookeville, Seminole | 1 |
| Dallas, Lee | 1 |
| Deland, Lake | 1 |
| Deland, Polk | 1 |
| Doctors Inlet, Clay | 1 |
| Estero, Collier | 1 |
| Fanning Springs, Levy | 1 |
| Cumberland, Palm Beach | 1 |
| Dade City, Hillsborough | 1 |
| Boca Raton, Unknown | 1 |
| Bohealia, Lee | 1 |
| Blowing Rock, Polk | 1 |
| Carol Stream, Orange | 1 |
| Charlotte, Pasco | 1 |
| Apopka, St. Lucie | 1 |
| Belle Isle, Polk | 1 |
| Apopka, Manatee | 1 |
| 99, Unknown | 1 |
| Aollywoss, Dade | 1 |
| Paducah, Manatee | 1 |
| Panama City, Unknown | 1 |
| Pembroke Pines, Dade | 1 |
| Pensacola, Sumter | 1 |
| Oldsrav, Manatee | 1 |
| Missing, Holmes | 1 |
| Middletown, Osceola | 1 |
| Melrose, Clay | 1 |
| North Laud, Unknown | 1 |
| Monroe, Hillsborough | 1 |
| Missing, Osceola | 1 |
| Longwood, Broward | 1 |
| Lucedale, St. Lucie | 1 |
| Mayaguez, Dade | 1 |
| Macclenny, Duval | 1 |
| Interlachen, Duval | 1 |
| Hosford, Calhoun | 1 |
| Hialeahgardens, Dade | 1 |
| Greenbrier, Bay | 1 |
| Columbia, Volusia | 1 |
| Cincinnati, Dade | 1 |
| Circle Pines, St. Lucie | 1 |
| Champions Gate, Osceola | 1 |
| Dracut, Orange | 1 |
| Davie, Unknown | 1 |
| Dayton, Orange | 1 |
| Floral, Okaloosa | 1 |
| Gibsonton, Unknown | 1 |
| Edgewood, Broward | 1 |
| Bronson, Alachua | 1 |
| Brooker, Alachua | 1 |
| Bonita, Lee | 1 |
| Brandon, Pinellas | 1 |
| Baker, Santa Rosa | 1 |
| Alva, Escambia | 1 |
| Arcadia, Highlands | 1 |
| Armstrong, St. Johns | 1 |
| Belmont, Santa Rosa | 1 |
| Blountstown, Broward | 1 |
| Belle Isle, Duval | 1 |

COVID-19: characteristics of 1,087,956 Florida resident cases

Data through Dec 10, 2020 verified as of Dec 11, 2020 at 09:25 AM

Data in this report are provisional and subject to change.

The table below includes the cities and counties of residence for cases in Florida residents based on the patient's ZIP Code. Note that city is not always received as part of the initial notification and may be missing while the case is being investigated.

| City and county | Cases |
|------------------------------------|-------|
| Westlake Village, Unknown | 1 |
| Windermere, Volusia | 1 |
| Wtixrat, Dade | 1 |
| Watersound, Bay | 1 |
| Unk, Duval | 1 |
| Ventura, Orange | 1 |
| Umatilla, Marion | 1 |
| Trenton, Dixie | 1 |
| Unknown, Unknown | 1 |
| Powell, Lee | 1 |
| Perth Amboy, Hillsborough | 1 |
| Puerto Rico, Unknown | 1 |
| Randolph, Orange | 1 |
| Saint Petersburg, Charlotte | 1 |
| Saint Lucie Village, St. Lucie | 1 |
| Sebring, Glades | 1 |
| Sanford, Orange | 1 |
| Sharpes, Brevard | 1 |
| Sorrento, Orange | 1 |
| Sunrtise, Dade | 1 |
| Toms River, Lee | 1 |
| Tourist, Dade | 1 |
| San Antonio, Orange | 1 |
| Shirley, Flagler | 1 |
| Seminole, Leon | 1 |
| Syracuse, Polk | 1 |
| Tallahassee, Dade | 1 |
| Tamarac, Dade | 1 |
| Tarpon Springs, Unknown | 1 |
| Tavares, Orange | 1 |
| Town Of Nocatee, St. Johns | 1 |
| University Of Central Fl, Pinellas | 1 |
| Unkn, Duval | 1 |
| Unknown, Volusia | 1 |
| Piasa, Putnam | 1 |
| Saint Joseph, Volusia | 1 |
| Russellville, Bay | 1 |
| Port Saint Lucie, Palm Beach | 1 |
| Prattville, Hillsborough | 1 |
| Prestonsburg, Bay | 1 |
| Quincy, Jackson | 1 |
| Rapid City, Broward | 1 |
| Red Bay, Holmes | 1 |
| Woodbine, Nassau | 1 |
| Winter Garden, Marion | 1 |
| Winter Park, Citrus | 1 |
| Winter Park, Hendry | 1 |
| Winter Garden, Duval | 1 |
| West Yarmouth, St. Lucie | 1 |
| Wacissa, Jefferson | 1 |
| Waipahu, Santa Rosa | 1 |
| Ward, Polk | 1 |
| Suitland, Volusia | 1 |
| Venetian Islands, Dade | 1 |
| Fort Lauderdale, Leon | 1 |
| Fort White, Clay | 1 |
| Downingtown, Hillsborough | 1 |
| Greensburg, Palm Beach | 1 |
| Far Rockaway, Dade | 1 |

COVID-19: characteristics of 1,087,956 Florida resident cases

Data through Dec 10, 2020 verified as of Dec 11, 2020 at 09:25 AM

Data in this report are provisional and subject to change.

The table below includes the cities and counties of residence for cases in Florida residents based on the patient's ZIP Code. Note that city is not always received as part of the initial notification and may be missing while the case is being investigated.

| City and county | Cases |
|-----------------------------|-------|
| Garden City, Alachua | 1 |
| Gaylord, Orange | 1 |
| Hoclywsod, Dade | 1 |
| Hiawassee, Osceola | 1 |
| Homeless, Hillsborough | 1 |
| Homeless, Monroe | 1 |
| Homeless, Pinellas | 1 |
| Gurabo, Osceola | 1 |
| Haines Creek, Lake | 1 |
| Hallandale, Unknown | 1 |
| Hernando, Marion | 1 |
| Hialeah, Collier | 1 |
| Dallas, Hernando | 1 |
| Deer Park, Dade | 1 |
| Deerfield Beach, Unknown | 1 |
| Deland, Seminole | 1 |
| Carmel, Orange | 1 |
| Chicago, Unknown | 1 |
| Coconut Ck, Unknown | 1 |
| Copeland, Collier | 1 |
| Brandon, Unknown | 1 |
| Brooklyn, Lee | 1 |
| Caracas, Dade | 1 |
| Boca Raton, Broward | 1 |
| Belle Isle, Osceola | 1 |
| Apopka, Brevard | 1 |
| Apopka, Clay | 1 |
| Apopka, Polk | 1 |
| Asheville, Highlands | 1 |
| Bartow, Hardee | 1 |
| Bel Air, Collier | 1 |
| Alachua, Duval | 1 |
| Alpharetta, Broward | 1 |
| Key West, Duval | 1 |
| Kingsland, Nassau | 1 |
| Knoxville, Bay | 1 |
| Indian Rocks Beach, Duval | 1 |
| Jefferson, Dade | 1 |
| Jonesboro, Leon | 1 |
| Jupiter, Dade | 1 |
| Jupiter, St. Lucie | 1 |
| Kenilworth, Leon | 1 |
| Mckinney, Broward | 1 |
| Miamc, Dade | 1 |
| Lake Butler, Alachua | 1 |
| Lakeland, Unknown | 1 |
| Ldhl, Broward | 1 |
| Las Vegas, Palm Beach | 1 |
| North Palm Beach, Orange | 1 |
| Northport, Sarasota | 1 |
| Oakland, Lee | 1 |
| Milford, Lee | 1 |
| Micanopy, Marion | 1 |
| Monroe Township, Palm Beach | 1 |
| Moore Haven, Okeechobee | 1 |
| Morrisville, Unknown | 1 |
| Orlando, Putnam | 1 |
| Orlo Vista, Orange | 1 |
| Other, Dade | 1 |

COVID-19: characteristics of 1,087,956 Florida resident cases

Data through Dec 10, 2020 verified as of Dec 11, 2020 at 09:25 AM

Data in this report are provisional and subject to change.

The table below includes the cities and counties of residence for cases in Florida residents based on the patient's ZIP Code. Note that city is not always received as part of the initial notification and may be missing while the case is being investigated.

| City and county | Cases |
|--------------------------------------|-------|
| Pass-A-Grille Beach, Pinellas | 1 |
| Pembroke Lakes, Broward | 1 |
| North Porte, Unknown | 1 |
| Notrealville, Polk | 1 |
| Ocoee, Manatee | 1 |
| Okeechobi, Unknown | 1 |
| Orlando, Gadsden | 1 |
| Orem, Dade | 1 |
| Orlando, Clay | 1 |
| Orlando, Walton | 1 |
| Oviedo, Lake | 1 |
| Panomo City, Bay | 1 |
| Pensacola, Dade | 1 |
| Plantation Key, Monroe | 1 |
| Plantation, Leon | 1 |
| Ridgewood, Lee | 1 |
| Roseville, Broward | 1 |
| San Marcos, Unknown | 1 |
| Sarasota, Unknown | 1 |
| Saint Petersburg, Bay | 1 |
| Pooler, Broward | 1 |
| Port Canaveral, Brevard | 1 |
| Surprise, Unknown | 1 |
| St Cloud, Orange | 1 |
| Syracuse, Unknown | 1 |
| Vernon, Walton | 1 |
| Unknown, Manatee | 1 |
| Venezuela, Unknown | 1 |
| University Of Central Florida, Duval | 1 |
| Twentynine Palms, Broward | 1 |
| Winfield, Hillsborough | 1 |
| Winter Garden, Lee | 1 |
| Winter Garden, Unknown | 1 |
| Winter Park, Bay | 1 |
| Whippany, Volusia | 1 |
| Xifamk, Dade | 1 |
| Greensboro, Leon | 1 |
| Irmo, Unknown | 1 |
| Island Grove, Alachua | 1 |
| Jacksonville, Baker | 1 |
| Key West, Palm Beach | 1 |
| Kilgore, Dade | 1 |
| Jupiter Inlet, Palm Beach | 1 |
| Macclenny, Dixie | 1 |
| Madison, Jefferson | 1 |
| Land O Lakes, Unknown | 1 |
| Landolakes, Unknown | 1 |
| Lima, Volusia | 1 |
| Metter, Manatee | 1 |
| Miami Dade, Unknown | 1 |
| Miamksaohes, Dade | 1 |
| Missing, Lafayette | 1 |
| North Brunswick, St. Lucie | 1 |
| North Lauderdale, Unknown | 1 |
| Monument, Broward | 1 |
| Mokena, Lee | 1 |
| Mount Vernon, Volusia | 1 |
| Mulberry, Hillsborough | 1 |
| Morrisville, Palm Beach | 1 |

COVID-19: characteristics of 1,087,956 Florida resident cases

Data through Dec 10, 2020 verified as of Dec 11, 2020 at 09:25 AM

Data in this report are provisional and subject to change.

The table below includes the cities and counties of residence for cases in Florida residents based on the patient's ZIP Code. Note that city is not always received as part of the initial notification and may be missing while the case is being investigated.

| City and county | Cases |
|----------------------------|-------|
| Glen Cove, Unknown | 1 |
| Glen Saint Mary, Duval | 1 |
| Gainesville, Levy | 1 |
| Fleming Island, Duval | 1 |
| Crystal River, Marion | 1 |
| Cape San Blas, Gulf | 1 |
| Deerfield Beach, Polk | 1 |
| Defuniak Springs, Okaloosa | 1 |
| Eatonville, Hillsborough | 1 |
| Crestview, Broward | 1 |
| Crestview, Walton | 1 |
| Clarcona, Seminole | 1 |
| Clearwater, Leon | 1 |
| Callahan, Duval | 1 |
| Bradenton, Lee | 1 |
| Bogota, Unknown | 1 |
| Alafaya, Pinellas | 1 |
| Apopka, Leon | 1 |
| Atlanta, Walton | 1 |
| Attalla, Broward | 1 |
| Azalea Park, Lake | 1 |
| Azalea Park, Polk | 1 |
| Winnetka, Dade | 1 |
| Winter Springs, Orange | 1 |
| Youngstown, Washington | 1 |
| Zellwood, Brevard | 1 |
| Zellwood, Osceola | 1 |
| Winter Park, Manatee | 1 |
| Winter Park, Palm Beach | 1 |
| Winter Park, Pinellas | 1 |
| Unknown, Duval | 1 |
| Weston, Unknown | 1 |
| Wildwood, Lee | 1 |
| West Hollywood, Broward | 1 |
| West Palm Beach, Unknown | 1 |
| Tavares, Unknown | 1 |
| Temple, Palm Beach | 1 |
| Stiamk, Dade | 1 |
| Surfside Beach, Orange | 1 |
| Sun City Center, Lee | 1 |
| Pompano Beach, Dade | 1 |
| Pompano Beach, Osceola | 1 |
| Port Charlotte, Lee | 1 |
| Port Richey, Unknown | 1 |
| Port Saint Lucie, Marion | 1 |
| Port St Luice, Unknown | 1 |
| Port St. Lucie, St. Lucie | 1 |
| Rivera Beach, Unknown | 1 |
| Saint Petersburg, Duval | 1 |
| Roswell, Bay | 1 |
| Ruskin, Manatee | 1 |
| Missing, Flagler | 1 |
| Newaygo, Charlotte | 1 |
| Na, Dade | 1 |
| Naples, Leon | 1 |
| Okeechobee, Highlands | 1 |
| Pine Hills, Polk | 1 |
| Painted Post, Pasco | 1 |
| Palatka, Marion | 1 |

COVID-19: characteristics of 1,087,956 Florida resident cases

Data through Dec 10, 2020 verified as of Dec 11, 2020 at 09:25 AM

Data in this report are provisional and subject to change.

The table below includes the cities and counties of residence for cases in Florida residents based on the patient's ZIP Code. Note that city is not always received as part of the initial notification and may be missing while the case is being investigated.

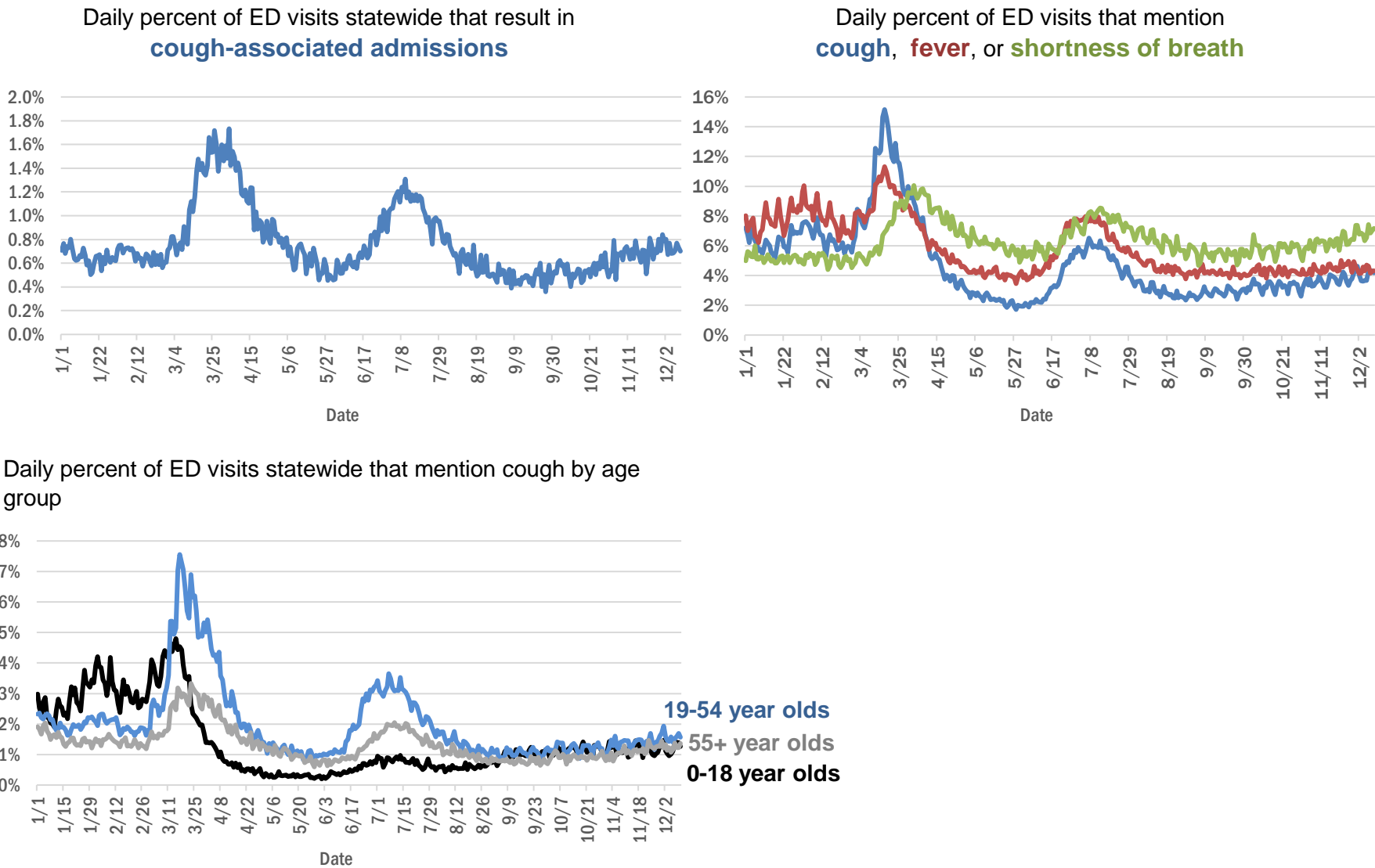
| City and county | Cases |
|------------------------------------|-----------|
| Pensacola Naval Hospital, Escambia | 1 |
| Mattoon, Lee | 1 |
| Milford, Bay | 1 |
| Littleton, St. Johns | 1 |
| Los Angeles, Orange | 1 |
| Marianna, Washington | 1 |
| Mary Esther, Hillsborough | 1 |
| Lake Worth, Unknown | 1 |
| Land, Unknown | 1 |
| Lecanto, Palm Beach | 1 |
| Lake In The Hills, Broward | 1 |
| Jupiter, Pinellas | 1 |
| Kansas City, Palm Beach | 1 |
| Boys Ranch, Suwannee | 1 |
| Celebration, Orange | 1 |
| Coal City, Pasco | 1 |
| Delray Beach, Broward | 1 |
| Arabi, Orange | 1 |
| At Large, Broward | 1 |
| Austin, Dade | 1 |
| Azalea Park, Broward | 1 |
| Addison, Pasco | 1 |
| Alafaya, Dade | 1 |
| Alford, Washington | 1 |
| Apo, Collier | 1 |
| Belle Isle, Seminole | 1 |
| Apopka, Alachua | 1 |
| Apopka, Citrus | 1 |
| Big Torch Key, Monroe | 1 |
| Black, Holmes | 1 |
| Boca Raton, Lee | 1 |
| Bonifay, Unknown | 1 |
| East Rockland Key, Monroe | 1 |
| Crescent City, Marion | 1 |
| Crestview, Unknown | 1 |
| Grant Valkaria, Brevard | 1 |
| Fort Worth, Broward | 1 |
| Franklin, Orange | 1 |
| Gainesville, Santa Rosa | 1 |
| Fort Lauderdale, Lee | 1 |
| Fort Pierce, Brevard | 1 |
| High Springs, Columbia | 1 |
| Gwynn Oak, Polk | 1 |
| Indianapolis, Lee | 1 |
| Jena, Taylor | 1 |
| Total | 1,087,956 |

COVID-19: additional surveillance information

Data through Dec 10, 2020 verified as of Dec 11, 2020 at 09:25 AM

Data in this report are provisional and subject to change.

Statewide emergency department (ED) chief complaint and admission data



The Electronic Surveillance System for the Early Notification of Community-Based Epidemics (ESSENCE-FL) includes chief complaint data from 211 of 211 Florida EDs. Data are transmitted electronically to ESSENCE-FL daily or hourly.

COVID-19: testing by laboratory

Data through Dec 10, 2020 verified as of Dec 11, 2020 at 09:25 AM

Data in this report are provisional and subject to change.

The numbers in the table below represent the number of Florida and non-Florida residents for whom test results were received by the Department of Health. A person can be tested by more than one laboratory and can have both positive and negative results. **Therefore, the sum of the numbers in each column will be larger than the total number of people tested.**

| Reporting lab | Inconclusive | Negative | Positive | Percent positive | Total |
|---|--------------|-----------|----------|------------------|-----------|
| LABORATORY CORPORATION OF AMERICA | 2,042 | 1,267,607 | 157,770 | 11% | 1,427,419 |
| QUEST DIAGNOSTICS | 9,428 | 1,140,797 | 158,423 | 12% | 1,308,648 |
| CURATIVE LABS | 8,028 | 795,777 | 95,827 | 11% | 899,632 |
| BIO REFERENCE LABORATORIES, INC | 7,245 | 737,201 | 133,911 | 15% | 878,357 |
| GENETWORX | 661 | 390,602 | 32,932 | 8% | 424,195 |
| REALTOX LABS LLC | 3,899 | 351,480 | 56,141 | 14% | 411,520 |
| HELIX | 3,222 | 274,878 | 39,588 | 12% | 317,688 |
| EAST FLORIDA STATE COLLEGE - BREVARD | | 212,894 | 26,991 | 11% | 239,885 |
| RCA LABORATORY SERVICES, LLC | | 185,581 | 12,827 | 6% | 198,408 |
| NOMIHEALTH | | 151,368 | 16,688 | 10% | 168,056 |
| IMPACT HEALTH BIOMETRIC TESTING, INC | 842 | 150,982 | 15,234 | 9% | 167,058 |
| ELABNETWORK | 1,058 | 131,384 | 10,839 | 8% | 143,281 |
| MAKO GENOMICS | 5,808 | 113,788 | 18,595 | 13% | 138,191 |
| BPHL-JACKSONVILLE | 18 | 111,781 | 17,544 | 14% | 129,343 |
| NORTHWEST LABORATORY | 246 | 120,955 | 6,734 | 5% | 127,935 |
| MAYO CLINIC LABORATORIES | 274 | 109,478 | 11,683 | 10% | 121,435 |
| ADVENT HEALTH LAB | 112 | 101,260 | 13,957 | 12% | 115,329 |
| MEDICAL DIAGNOSTIC LABORATORIES | 968 | 97,592 | 13,975 | 12% | 112,535 |
| ADVENTHEALTH LAB | 98 | 102,014 | 10,142 | 9% | 112,254 |
| BAYCARE LABORATORIES LLC | 459 | 99,650 | 8,484 | 8% | 108,593 |
| BIOCOLLECTIONS WORLDWIDE, INC | 601 | 90,101 | 11,667 | 11% | 102,369 |
| MEMORIAL REGIONAL HOSPITAL SOUTH | 22 | 85,409 | 16,825 | 16% | 102,256 |
| BPHL-MIAMI | 225 | 86,987 | 14,116 | 14% | 101,328 |
| ASCENSION SACRED HEART HOSPITAL - PENSACOLA | 2 | 86,731 | 11,260 | 11% | 97,993 |
| KORVALABS, INC | 1,281 | 90,608 | 4,640 | 5% | 96,529 |
| ORLANDO HEALTH SYSTEM | 590 | 85,591 | 8,182 | 9% | 94,363 |
| REAL DIAGNOSTICS | 425 | 70,043 | 8,977 | 11% | 79,445 |
| FULGENT DIAGNOSTICS LABORATORY | 1,205 | 70,200 | 6,056 | 8% | 77,461 |
| SUNPATH MEDICAL DIAGNOSTICS LABORATORY | 698 | 67,024 | 9,635 | 12% | 77,357 |
| TAMPA GENERAL HOSPITAL | 4 | 70,266 | 5,586 | 7% | 75,856 |
| UF HEALTH MEDICAL LAB | 33 | 68,902 | 5,648 | 8% | 74,583 |
| BPHL-TAMPA (SPECTRUM BLVD) | 45 | 62,663 | 10,523 | 14% | 73,231 |
| DIATHERIX LABORATORIES | | 62,800 | 8,758 | 12% | 71,558 |
| TESTING MATTERS INC | 50 | 60,205 | 7,624 | 11% | 67,879 |
| AKESOGEN | | 54,082 | 8,676 | 14% | 62,758 |
| BAPTIST HEALTH SOUTH FLORIDA | 215 | 49,952 | 7,714 | 13% | 57,881 |
| ASCENSION ST VINCENT'S - RIVERSIDE | 1 | 50,076 | 5,763 | 10% | 55,840 |
| JACKSON MEMORIAL HOSPITAL CLINICAL LAB | 79 | 45,869 | 8,577 | 16% | 54,525 |
| ARUP LABORATORIES | 16 | 49,935 | 2,898 | 5% | 52,849 |
| AMERICAN HEALTH ASSOCIATES | 9 | 46,997 | 3,483 | 7% | 50,489 |
| UF HEALTH SHANDS HOSPITAL | 301 | 47,039 | 2,840 | 6% | 50,180 |
| LAKELAND REGIONAL MEDICAL CENTER | 117 | 44,952 | 4,923 | 10% | 49,992 |
| AIT LABORATORIES | | 40,747 | 4,621 | 10% | 45,368 |
| VIRACOR EUROFINS | | 34,803 | 9,693 | 22% | 44,496 |
| SOUTH MIAMI HOSPITAL LAB | 165 | 35,202 | 4,542 | 11% | 39,909 |
| PWNHEALTH | 59 | 36,807 | 2,705 | 7% | 39,571 |
| ORANGE COUNTY CONVENTION CENTER | | 33,330 | 3,648 | 10% | 36,978 |

COVID-19: testing by laboratory

Data through Dec 10, 2020 verified as of Dec 11, 2020 at 09:25 AM

Data in this report are provisional and subject to change.

The numbers in the table below represent the number of Florida and non-Florida residents for whom test results were received by the Department of Health. A person can be tested by more than one laboratory and can have both positive and negative results. **Therefore, the sum of the numbers in each column will be larger than the total number of people tested.**

| Reporting lab | Inconclusive | Negative | Positive | Percent positive | Total |
|--|--------------|----------|----------|------------------|--------|
| TALLAHASSEE MEMORIAL HOSPITAL | 153 | 32,884 | 3,657 | 10% | 36,694 |
| APPLIED INGENUITY DIAGNOSTICS LLC | | 34,924 | 1,604 | 4% | 36,528 |
| BAPTIST HEALTH - JACKSONVILLE | 4 | 33,985 | 2,269 | 6% | 36,258 |
| MIAMI DADE COUNTY☐ | | 32,093 | 3,527 | 10% | 35,620 |
| WALGREENS | 30 | 27,871 | 5,059 | 15% | 32,960 |
| LEE HEALTH - CAPE CORAL HOSPITAL | 3 | 26,960 | 4,271 | 14% | 31,234 |
| BROWARD GENERAL MEDICAL CENTER-CLINICAL LAB | 2 | 27,344 | 2,773 | 9% | 30,119 |
| SARASOTA MEMORIAL HOSPITAL MAIN LAB | 12 | 27,433 | 2,068 | 7% | 29,513 |
| MILLENNIUM PHYSICIAN GROUP | 17 | 24,558 | 4,122 | 14% | 28,697 |
| UNIVERSITY OF MIAMI HOSPITAL | 32 | 25,819 | 2,753 | 10% | 28,604 |
| INGENIOUS PERSONALIZED MEDICINE | 124 | 22,975 | 4,328 | 16% | 27,427 |
| UF HEALTH JACKSONVILLE | 42 | 24,881 | 2,238 | 8% | 27,161 |
| NICKLAUS CHILDREN'S HOSPITAL | 52 | 23,591 | 3,370 | 12% | 27,013 |
| FLORIDA HOSPITAL - TAMPA | 37 | 24,880 | 2,012 | 7% | 26,929 |
| ECCO LAB GROUP CO | 380 | 21,868 | 3,714 | 14% | 25,962 |
| NORTH FLORIDA REGIONAL MEDICAL CENTER | | 20,057 | 2,025 | 9% | 22,082 |
| MOUNT SINAI MEDICAL CENTER | 7 | 20,046 | 1,912 | 9% | 21,965 |
| ST JOSEPHS HOSPITAL LABORATORY | 18 | 19,383 | 2,502 | 11% | 21,903 |
| STATLAB_MOBILE | 1 | 19,242 | 1,984 | 9% | 21,227 |
| BRANDON REGIONAL HOSPITAL | | 18,867 | 2,235 | 11% | 21,102 |
| ACCESS DX LABORATORY | 196 | 18,716 | 1,879 | 9% | 20,791 |
| PALMETTO GENERAL HOSPITAL LAB | 3 | 16,944 | 3,554 | 17% | 20,501 |
| JUPITER MEDICAL CENTER LAB | 51 | 18,634 | 1,654 | 8% | 20,339 |
| ADVENT HEALTH - DAYTONA BEACH | 32 | 18,883 | 1,418 | 7% | 20,333 |
| GENESIS REFERENCE LABORATORIES | | 18,256 | 1,606 | 8% | 19,862 |
| JFK MEDICAL CENTER LAB | 1 | 17,543 | 2,195 | 11% | 19,739 |
| NAPLES COMMUNITY HOSPITAL | 60 | 17,284 | 1,763 | 9% | 19,107 |
| LAB DIAGNOSTICS LLC | 375 | 12,825 | 5,148 | 28% | 18,348 |
| INTEGRATED REGIONAL LABORATORIES LLP | | 15,229 | 2,200 | 13% | 17,429 |
| PANCARE OF FLORIDA INC | | 15,793 | 1,582 | 9% | 17,375 |
| BIOCERNA LABS | 461 | 14,582 | 2,112 | 12% | 17,155 |
| AVENTUS BIO LABS | 16 | 15,044 | 1,984 | 12% | 17,044 |
| PATIENTS FIRST LAKE ELLA MEDICAL CENTER PA | | 14,384 | 2,579 | 15% | 16,963 |
| DRS CLACK SPENCER WHITE & MCCORMACK PA D/B/A | | 15,110 | 1,463 | 9% | 16,573 |
| SAINT MARY'S MEDICAL CENTER | 22 | 14,246 | 1,678 | 11% | 15,946 |
| MORTON PLANT HOSPITAL-ADLER INSTITUTE | 9 | 14,351 | 1,341 | 9% | 15,701 |
| ADVENTIST HEALTH SYSTEMS SUNBELT INC DBA | | 15,176 | 502 | 3% | 15,678 |
| HEALTH CENTER AT SINAI RESIDENCES | | 15,286 | 353 | 2% | 15,639 |
| INDIAN RIVER MEDICAL CENTER LAB | | 13,669 | 844 | 6% | 14,513 |
| EXACT SCIENCES LABORATORIES | | 13,289 | 1,074 | 7% | 14,363 |
| HEALTHLINK DIAGNOSTIC LABORATORIES | 94 | 12,856 | 915 | 7% | 13,865 |
| HOLY CROSS HOSPITAL CLINICAL LAB | 1 | 12,794 | 770 | 6% | 13,565 |
| CLEVELAND CLINIC HOSPITAL LAB | 4 | 12,014 | 1,521 | 11% | 13,539 |
| WELLINGTON REGIONAL MED CTR LAB | 5 | 11,898 | 1,451 | 11% | 13,354 |

COVID-19: testing by laboratory

Data through Dec 10, 2020 verified as of Dec 11, 2020 at 09:25 AM

Data in this report are provisional and subject to change.

The numbers in the table below represent the number of Florida and non-Florida residents for whom test results were received by the Department of Health. A person can be tested by more than one laboratory and can have both positive and negative results. **Therefore, the sum of the numbers in each column will be larger than the total number of people tested.**

| Reporting lab | Inconclusive | Negative | Positive | Percent positive | Total |
|--|--------------|----------|----------|------------------|---------------|
| LEESBURG REGIONAL MEDICAL CENTER | | 11,984 | 1,213 | 9% | 13,197 |
| STS LAB 2 LLC | 6 | 12,506 | 368 | 3% | 12,880 |
| OSCEOLA REGIONAL MEDICAL CENTER | 1 | 11,306 | 1,539 | 12% | 12,846 |
| HOMESTEAD HOSPITAL CLINICAL LABORATORY | 25 | 10,471 | 2,124 | 17% | 12,620 |
| RUTGERS CLINICAL GENOMICS LABORATORY | 44 | 11,982 | 431 | 3% | 12,457 |
| MEMORIAL HOSPITAL JACKSONVILLE | 8 | 10,361 | 1,869 | 15% | 12,238 |
| WATSON CLINIC LLP | | 10,438 | 1,794 | 15% | 12,232 |
| FLORIDA HOSPITAL WATERMAN LABORATORY | 70 | 10,998 | 855 | 7% | 11,923 |
| ST MARKS HOSPITAL LABORATORY B | 78 | 10,627 | 1,002 | 9% | 11,707 |
| MEMORIAL REGIONAL HOSPITAL CLINICAL LABORATORY | 10 | 10,814 | 737 | 6% | 11,561 |
| PWN HEALTH | 17 | 9,275 | 2,004 | 18% | 11,296 |
| LEE HEALTH - LEE MEMORIAL HOSPITAL | | 8,531 | 2,762 | 24% | 11,293 |
| WEST KENDALL BAPTIST HOSPITAL | 9 | 9,130 | 2,046 | 18% | 11,185 |
| NORTHWEST MEDICAL CENTER | 1 | 9,819 | 1,337 | 12% | 11,157 |
| DELRAY MEDICAL CENTER LAB | 3 | 10,084 | 1,024 | 9% | 11,111 |
| PRIVA PATH LABS | 50 | 10,444 | 524 | 5% | 11,018 |
| ORANGE PARK MEDICAL CENTER | 9 | 9,308 | 1,677 | 15% | 10,994 |
| BETHESDA HOSPITAL EAST | | 9,899 | 895 | 8% | 10,794 |
| LAWNWOOD REGIONAL MEDICAL CENTER | 1 | 9,360 | 1,304 | 12% | 10,665 |
| OAK HILL HOSPITAL | | 9,543 | 1,011 | 10% | 10,554 |
| LARKIN COMMUNITY HOSPITAL INC DBA CARDIOTROPIC | | 6,820 | 3,621 | 35% | 10,441 |
| BAPTIST HEALTH - SOUTH | | 9,694 | 715 | 7% | 10,409 |
| ST ANTHONY'S HOSPITAL LAB | 13 | 9,272 | 1,031 | 10% | 10,316 |
| WINTER HAVEN HOSPITAL CLINICAL LABORATORY | 3 | 8,808 | 1,412 | 14% | 10,223 |
| UHEALTH CORAL GABLES/LENNAR MED CTR | 3 | 9,493 | 563 | 6% | 10,059 |
| LARGO MEDICAL CENTER | | 8,979 | 947 | 10% | 9,926 |
| CLEVELAND CLINIC TRADITION HOSPITAL | | 9,307 | 552 | 6% | 9,859 |
| SRQ DRIVE THROUGH☐ | | 8,944 | 905 | 9% | 9,849 |
| BAYFRONT HEALTH - ST PETERSBURG | 16 | 8,468 | 1,321 | 13% | 9,805 |
| GOOD SAMARITAN MEDICAL CENTER LAB | 1 | 8,513 | 1,245 | 13% | 9,759 |
| LARKIN COMMUNITY HOSPITAL | 10 | 8,420 | 1,287 | 13% | 9,717 |
| PALM BEACH BALL PARK | | 8,605 | 994 | 10% | 9,599 |
| COAST DIAGNOSTICS LLC | 29 | 8,800 | 698 | 7% | 9,527 |
| WESTSIDE REGIONAL MED CTR | 2 | 8,122 | 1,296 | 14% | 9,420 |
| AVECINA | 17 | 8,727 | 564 | 6% | 9,308 |
| MERCY HOSPITAL A CAMPUS OF PLANTATION GEN HOSP LAB | 1 | 7,733 | 1,474 | 16% | 9,208 |
| MEASE COUNTRYSIDE LAB | 2 | 8,388 | 814 | 9% | 9,204 |
| ST JOSEPHS HOSPITAL | 8 | 8,083 | 1,033 | 11% | 9,124 |
| GULF COAST MEDICAL CENTER MICROLAB | | 7,122 | 1,963 | 22% | 9,085 |
| PALMS WEST HOSPITAL LAB | 2 | 7,749 | 1,248 | 14% | 8,999 |
| AEGIS SCIENCES CORPORATION | 39 | 8,055 | 849 | 9% | 8,943 |
| MEDICAL CENTER OF TRINITY CLINICAL LABORATORY | 1 | 8,056 | 814 | 9% | 8,871 |
| WEST FLORIDA HOSPITAL LAB | | 7,152 | 1,592 | 18% | 8,744 |
| REGIONAL MEDCIAL CENTER BAYONET POINT | 2 | 8,116 | 552 | 6% | 8,670 |
| BAPTIST HEALTHCARE - BAPTIST HOSPITAL | 5 | 7,214 | 1,441 | 17% | 8,660 |

COVID-19: testing by laboratory

Data through Dec 10, 2020 verified as of Dec 11, 2020 at 09:25 AM

Data in this report are provisional and subject to change.

The numbers in the table below represent the number of Florida and non-Florida residents for whom test results were received by the Department of Health. A person can be tested by more than one laboratory and can have both positive and negative results. **Therefore, the sum of the numbers in each column will be larger than the total number of people tested.**

| Reporting lab | Inconclusive | Negative | Positive | Percent positive | Total |
|--|--------------|----------|----------|------------------|-------|
| CORAL GABLES HOSPITAL CLINICAL LABORATORY | | 7,299 | 1,355 | 16% | 8,654 |
| BOSTON HEART DIAGNOSTICS CORP | | 7,499 | 1,149 | 13% | 8,648 |
| HALIFAX MEDICAL CENTER LAB | 34 | 7,385 | 1,183 | 14% | 8,602 |
| THE VILLAGES REGIONAL HOSPITAL | | 7,980 | 603 | 7% | 8,583 |
| WEST BOCA MEDICAL CENTER LAB | | 7,907 | 656 | 8% | 8,563 |
| VISTA CLINICAL DIAGNOSTICS | 115 | 7,845 | 601 | 7% | 8,561 |
| MANATEE MEMORIAL HOSPITAL | | 7,769 | 658 | 8% | 8,427 |
| AVECINA MEDICAL OAKLEAF | 3 | 6,977 | 1,330 | 16% | 8,310 |
| FLORIDA HOSPITAL HEARTLAND MED CTR CLINICAL LAB | 33 | 7,263 | 979 | 12% | 8,275 |
| AVENTURA HOSPITAL LAB | | 6,736 | 1,503 | 18% | 8,239 |
| CAPITAL REGIONAL MEDICAL CTR | | 6,765 | 1,446 | 18% | 8,211 |
| LEE HEALTH - HEALTH PARK MEDICAL CENTER | | 6,808 | 1,329 | 16% | 8,137 |
| BLAKE MEDICAL CENTER | | 7,139 | 990 | 12% | 8,129 |
| ACCESS MEDICAL LABORATORIES | | 4,557 | 3,540 | 44% | 8,097 |
| PALM BEACH GARDENS MEDICAL CTR LAB | | 7,374 | 692 | 9% | 8,066 |
| ADVENT HEALTH - WESLEY CHAPEL | 14 | 7,412 | 637 | 8% | 8,063 |
| DOCTORS HOSPITAL | 4 | 6,444 | 1,168 | 15% | 7,616 |
| NCH NORTH NAPLES HOSPITAL LAB | 15 | 6,733 | 827 | 11% | 7,575 |
| NIGHT LITE PEDIATRICS | 4 | 5,768 | 1,738 | 23% | 7,510 |
| AVECINA MEDICAL | 4 | 6,098 | 1,372 | 18% | 7,474 |
| INDIAN RIVER PATHOLOGY LLC | | 6,887 | 539 | 7% | 7,426 |
| MALABAR MEDICAL WALK IN CLINIC | | 6,508 | 875 | 12% | 7,383 |
| FLORIDA HOSPITAL FLAGLER | 29 | 6,727 | 457 | 6% | 7,213 |
| INFORM DIAGNOSTICS, INC | | 6,840 | 370 | 5% | 7,210 |
| BINAXNOW | 9 | 5,609 | 1,559 | 22% | 7,177 |
| LAKE CITY MEDICAL CENTER | | 5,783 | 1,351 | 19% | 7,134 |
| FLORIDA MEDICAL CENTER - A CAMPUS OF NORTH SHORE | 2 | 6,153 | 840 | 12% | 6,995 |
| PLANTATION GENERAL HOSPITAL | | 5,865 | 1,085 | 16% | 6,950 |
| NONA SCIENTIFIC | 4 | 5,429 | 1,473 | 21% | 6,906 |
| CORAL SPRINGS MED CTR | | 6,228 | 618 | 9% | 6,846 |
| NORTHSIDE HOSPITAL AND HEART INSTITUTE | | 6,141 | 641 | 9% | 6,782 |
| P4 CLINICAL, LLC | 72 | 6,143 | 515 | 8% | 6,730 |
| PATHNOSTICS | 17 | 5,083 | 1,609 | 24% | 6,709 |
| LUMINUS DIAGNOSTICS | | 6,162 | 529 | 8% | 6,691 |
| GENOVA DIAGNOSTICS LABORATORY | 17 | 6,238 | 429 | 6% | 6,684 |
| NORTH SHORE MEDICAL CENTER | | 5,553 | 1,110 | 17% | 6,663 |
| NEMOURS CHILDRENS HOSPITAL | | 6,435 | 224 | 3% | 6,659 |
| DWIC OF TAMPA BAY INC | | 6,387 | 249 | 4% | 6,636 |
| FLORIDA LABORATORY ANALYSIS | | 5,995 | 630 | 10% | 6,625 |
| FLORIDA HOSPITAL DELAND | 10 | 5,765 | 822 | 12% | 6,597 |
| ALL CHILDREN'S HOSPITAL | | 6,177 | 365 | 6% | 6,542 |
| FLORIDA HOSPITAL ZEPHYRHILLS | 10 | 5,993 | 531 | 8% | 6,534 |
| BROWARD HEALTH NORTH CLINICAL LABORATORY | | 5,741 | 722 | 11% | 6,463 |
| Lake City HM | | 6,070 | 368 | 6% | 6,438 |
| CENTRAL FLORIDA REGIONAL HOSPITAL | | 5,813 | 577 | 9% | 6,390 |
| FLORIDA HOSPITAL OF CARROLLWOOD | 22 | 5,464 | 687 | 11% | 6,173 |
| VISTA CLINICAL | 8 | 3,500 | 2,664 | 43% | 6,172 |

COVID-19: testing by laboratory

Data through Dec 10, 2020 verified as of Dec 11, 2020 at 09:25 AM

Data in this report are provisional and subject to change.

The numbers in the table below represent the number of Florida and non-Florida residents for whom test results were received by the Department of Health. A person can be tested by more than one laboratory and can have both positive and negative results. **Therefore, the sum of the numbers in each column will be larger than the total number of people tested.**

| Reporting lab | Inconclusive | Negative | Positive | Percent positive | Total |
|--|--------------|----------|----------|------------------|-------|
| MEMORIAL HOSPITAL WEST LABORATORY SERVICES | 14 | 5,510 | 553 | 9% | 6,077 |
| CLEVELAND CLINIC MARTIN SOUTH HOSPITAL | 1 | 5,513 | 493 | 8% | 6,007 |
| OCALA REGIONAL MEDICAL CENTER | | 5,335 | 642 | 11% | 5,977 |
| BAPTIST HEALTH SOUTH FLORIDA - WEST KENDALL URGENT CARE | | 5,109 | 845 | 14% | 5,954 |
| WEST PALM HOSPITAL LAB | | 5,462 | 462 | 8% | 5,924 |
| NIGHT LITE PEDIATRIC CENTER LLC | | 5,380 | 455 | 8% | 5,835 |
| LEE HEALTH - GULF COAST MEDICAL CENTER | 2 | 4,796 | 1,021 | 18% | 5,819 |
| FULGENT DIAGNOSTICS | 98 | 5,377 | 337 | 6% | 5,812 |
| BAPTIST HEALTH - BEACHES | | 5,359 | 388 | 7% | 5,747 |
| UNITED CLINICAL LABORATORY LLC | 2 | 4,562 | 1,060 | 19% | 5,624 |
| LABSTAT LLC | 2 | 5,097 | 284 | 5% | 5,383 |
| MORTON PLANT-MEASE | 1 | 4,962 | 393 | 7% | 5,356 |
| MEDEXPRESS URGENT CARE | 2 | 3,416 | 1,899 | 36% | 5,317 |
| KD MEDICAL CHOICE LLC | | 4,779 | 538 | 10% | 5,317 |
| ADVENTHEALTH CENTRA CARE LAKE BUENA VISTA | | 5,075 | 181 | 3% | 5,256 |
| MARTIN HOSPITAL SOUTH LAB | | 4,966 | 280 | 5% | 5,246 |
| ANNE BATES LEACH EYE HOSPITAL/ ABLEH MICROBIOLOGY LABORATORY | | 5,164 | 75 | 1% | 5,239 |
| MEMORIAL HOSPITAL MICRO | | 4,882 | 338 | 6% | 5,220 |
| POINCIANA MEDICAL CENTER | | 4,074 | 1,116 | 22% | 5,190 |
| LAKEWOOD RANCH MEDICAL CENTER | | 4,802 | 375 | 7% | 5,177 |
| LEON MEDICAL CENTERS LLC | | 4,095 | 1,044 | 20% | 5,139 |
| WEST MARION COMMUINITY HOSPITAL LAB | | 4,444 | 626 | 12% | 5,070 |
| FLORIDA HOSPITAL FISH MEMORIAL | 19 | 4,430 | 593 | 12% | 5,042 |
| AMERICAN FAMILY CARE | | 3,015 | 2,019 | 40% | 5,034 |
| ST JOSEPHS NORTH HOSPITAL LAB | 2 | 4,471 | 546 | 11% | 5,019 |
| CDR MAGUIRE - HEALTH CARE CENTER | | 4,425 | 499 | 10% | 4,924 |
| ARCPOINT LABS OF FORT MYERS | 3 | 4,248 | 616 | 13% | 4,867 |
| SUNRISE MEDICAL LABORATORIES | 2 | 4,518 | 300 | 6% | 4,820 |
| GENESIS MEDICAL LABORATORY | 63 | 4,081 | 653 | 14% | 4,797 |
| CLEVELAND CLINIC MARTIN NORTH HOSPITAL | | 4,329 | 430 | 9% | 4,759 |
| TROPICANA FIELD - LOT 2 | 17 | 4,297 | 411 | 9% | 4,725 |
| IMPERIAL POINT MEDICAL CENTER | | 4,363 | 361 | 8% | 4,724 |
| UNKNOWN | 3 | 2,765 | 1,946 | 41% | 4,714 |
| CARDIOPATH | 1 | 4,293 | 415 | 9% | 4,709 |
| ST LUCIE MEDICAL CENTER | | 3,852 | 832 | 18% | 4,684 |
| BAPTIST HEALTH SOUTH FLORIDA - COUNTRY WALK URGENT CARE | | 4,013 | 664 | 14% | 4,677 |
| SOUTH BAY HOSPITAL CLINICAL LAB | | 4,227 | 412 | 9% | 4,639 |
| AVERO DIAGNOSTICS - IRVING | 2 | 4,342 | 287 | 6% | 4,631 |
| BAPTIST HEALTH - NASSAU | | 4,371 | 196 | 4% | 4,567 |
| OVIEDO MEDICAL CENTER | | 3,998 | 456 | 10% | 4,454 |
| MOFFITT CANCER CENTER | 6 | 4,262 | 87 | 2% | 4,355 |
| THE HEALTHCARE DISTRICT OF PALM BEACH COUNTY | 15 | 3,943 | 384 | 9% | 4,342 |
| HIALEAH HOSPITAL | 4 | 3,467 | 842 | 20% | 4,313 |
| SOUTH FLORIDA BAPTIST HOSPITAL MICRO | 2 | 3,631 | 578 | 14% | 4,211 |
| FORT WALTON BEACH MEDICAL CENTER | | 3,651 | 554 | 13% | 4,205 |
| BAPTIST HEALTH SOUTH FLORIDA - MIAMI LAKES URGENT CARE | | 3,364 | 807 | 19% | 4,171 |
| MEDARBOR DIAGNOSTICS | 1 | 3,232 | 901 | 22% | 4,134 |

COVID-19: testing by laboratory

Data through Dec 10, 2020 verified as of Dec 11, 2020 at 09:25 AM

Data in this report are provisional and subject to change.

The numbers in the table below represent the number of Florida and non-Florida residents for whom test results were received by the Department of Health. A person can be tested by more than one laboratory and can have both positive and negative results. **Therefore, the sum of the numbers in each column will be larger than the total number of people tested.**

| Reporting lab | Inconclusive | Negative | Positive | Percent positive | Total |
|--|--------------|----------|----------|------------------|-------|
| HEALTHQUEST ESOTERICS | | 2,992 | 1,126 | 27% | 4,118 |
| ST PETERSBURG GENERAL HOSPITAL | | 3,423 | 646 | 16% | 4,069 |
| VIKOR SCIENTIFIC | 5 | 3,231 | 827 | 20% | 4,063 |
| FLORIDA HOSPITAL NORTH PINELLAS | 11 | 3,731 | 275 | 7% | 4,017 |
| EXPRESS GENE MOLECULAR DIAGNOSTICS LABORATORY | | 2,993 | 967 | 24% | 3,960 |
| CernerELR_Advent | | 3,647 | 303 | 8% | 3,950 |
| CARDIOTROPIC LABS | 83 | 3,141 | 724 | 18% | 3,948 |
| NIGHT LITE PEDIATRICS URGENT CARE | 1 | 3,390 | 535 | 14% | 3,926 |
| PHYSICIANS REGIONAL MEDICAL CENTER - PINE RIDGE RD | 1 | 3,209 | 667 | 17% | 3,877 |
| BAPTIST HEALTH SOUTH FLORIDA - DORAL URGENT CARE | | 3,078 | 689 | 18% | 3,767 |
| SYNERGY LABORATORIES | 7 | 3,399 | 342 | 9% | 3,748 |
| HOLIDAY CVS LLC | | 3,557 | 178 | 5% | 3,735 |
| ISPM LABS, LLC DBA CAPSTONE DIAGNOSTICS, LLC | | 3,570 | 90 | 2% | 3,660 |
| SANTA ROSA MEDICAL CENTER | | 3,082 | 568 | 16% | 3,650 |
| UNIVERSITY HOSPITAL AND MEDICAL CENTER | | 2,838 | 808 | 22% | 3,646 |
| CLARITY LAB SOLUTIONS LLC | | 3,608 | 4 | 0% | 3,612 |
| BAPTIST HEALTH SOUTH FLORIDA - WESTCHESTER URGENT CARE | | 3,022 | 571 | 16% | 3,593 |
| H LEE MOFFITT CANCER CENTER LABORATORY | | 3,498 | 49 | 1% | 3,547 |
| BAPTIST HEALTH SOUTH FLORIDA - CORAL SPRINGS URGENT CARE | | 3,128 | 418 | 12% | 3,546 |
| BAPTIST HEALTH SOUTH FLORIDA - PEMBROKE PINES URGENT CARE | | 3,039 | 503 | 14% | 3,542 |
| BAYFRONT HEALTH - VENICE REGIONAL MEDICAL | 1 | 3,245 | 255 | 7% | 3,501 |
| BAYCARE COMMUNITY HEALTH | | 3,434 | 67 | 2% | 3,501 |
| PUTNAM COMMUNITY MEDICAL CENTER | | 3,091 | 372 | 11% | 3,463 |
| FLORIDA HOSPITAL OCALA | | 3,213 | 225 | 7% | 3,438 |
| BAPTIST HEALTH - NORTH | | 2,657 | 710 | 21% | 3,367 |
| MEASE DUNEDIN HOSPITAL | 4 | 3,067 | 266 | 8% | 3,337 |
| GENE BY GENE, GENOMICS RESEARCH CENTER LAB | 35 | 3,203 | 90 | 3% | 3,328 |
| WESTCHESTER HOSPITAL | 23 | 2,733 | 568 | 17% | 3,324 |
| EGLIN AIR FORCE BASE | 6 | 2,395 | 884 | 27% | 3,285 |
| SOLARIS DIAGNOSTICS | 4 | 2,950 | 322 | 10% | 3,276 |
| PALMS OF PASADENA HOSPITAL | | 2,880 | 317 | 10% | 3,197 |
| ACUTIS DIAGNOSTICS | 15 | 2,701 | 446 | 14% | 3,162 |
| BAYFRONT HEALTH - PORT CHARLOTTE | | 2,897 | 263 | 8% | 3,160 |
| RAULERSON HOSPITAL | | 2,663 | 486 | 15% | 3,149 |
| DOCTORS HOSPITAL OF SARASOTA CLINICAL LABORATORY | | 2,748 | 344 | 11% | 3,092 |
| NORTHWEST FLORIDA COMMUNITY HOSPITAL | 18 | 2,151 | 878 | 29% | 3,047 |
| SYNERGY DIAGNOSTIC LABORATORY | 83 | 2,721 | 243 | 8% | 3,047 |
| MIDWAY SPECIALTY CARE CENTER DIAGNOSTICS | 37 | 2,786 | 210 | 7% | 3,033 |
| ANGEL KIDS PEDIATRICS | | 2,887 | 104 | 3% | 2,991 |
| MEMORIAL HOSPITAL- MIRAMAR | 12 | 2,752 | 221 | 7% | 2,985 |
| STONE CLINICAL LABORATORIES | | 2,789 | 96 | 3% | 2,885 |
| ADVENTHEALTH CENTRA CARE DR PHILLIPS | | 2,766 | 97 | 3% | 2,863 |
| TWIN CITIES HOSPITAL | 1 | 2,529 | 306 | 11% | 2,836 |
| BETHESDA HOSPITAL WEST | | 2,556 | 236 | 8% | 2,792 |
| ADVENTHEALTH CENTRA CARE WINTER GARDEN | | 2,651 | 124 | 4% | 2,775 |
| WALGREENS ORLANDO | 3 | 2,407 | 319 | 12% | 2,729 |
| BAPTIST HEALTH SOUTH FLORIDA - CORAL GABLES (UNIVERSITY) URGENT CARE | | 2,408 | 320 | 12% | 2,728 |

COVID-19: testing by laboratory

Data through Dec 10, 2020 verified as of Dec 11, 2020 at 09:25 AM

Data in this report are provisional and subject to change.

The numbers in the table below represent the number of Florida and non-Florida residents for whom test results were received by the Department of Health. A person can be tested by more than one laboratory and can have both positive and negative results. **Therefore, the sum of the numbers in each column will be larger than the total number of people tested.**

| Reporting lab | Inconclusive | Negative | Positive | Percent positive | Total |
|--|--------------|----------|----------|------------------|-------|
| WALGREEN CO | 2 | 2,410 | 313 | 11% | 2,725 |
| MEDICAL DNA LABS LLC | 2 | 2,554 | 164 | 6% | 2,720 |
| VETERANS AFFAIRS MEDICAL CENTER - ORLANDO | | 1,342 | 1,344 | 50% | 2,686 |
| MEDCOMP SCIENCES LLC | 29 | 1,316 | 1,340 | 50% | 2,685 |
| CENTRA CARE – WATERFORD LAKES | | 2,045 | 572 | 22% | 2,617 |
| ADVENTHEALTH CENTRA CARE WINTER PARK | | 2,514 | 85 | 3% | 2,599 |
| THE CENTER FOR URGENT CARE | 3 | 2,093 | 485 | 19% | 2,581 |
| BAPTIST HEALTH SOUTH FLORIDA - TAMiami TRAIL URGENT CARE | | 2,059 | 492 | 19% | 2,551 |
| BAPTIST HEALTH SOUTH FLORIDA - PINECREST URGENT CARE | | 2,223 | 311 | 12% | 2,534 |
| ADVENT HEALTH - OCALA | | 2,124 | 402 | 16% | 2,526 |
| BAPTIST HEALTH SOUTH FLORIDA - CORAL GABLES URGENT CARE | | 2,145 | 370 | 15% | 2,515 |
| BAPTIST HEALTH SOUTH FLORIDA - WESTON URGENT CARE | | 2,252 | 238 | 10% | 2,490 |
| CITRUS MEMORIAL HOSPITAL LABORATORY | | 2,197 | 289 | 12% | 2,486 |
| BAYFRONT HEALTH - SEVEN RIVERS | | 2,291 | 194 | 8% | 2,485 |
| MINUTECLINIC LLC #3703 | | 2,156 | 319 | 13% | 2,475 |
| BAPTIST HEALTH SOUTH FLORIDA - DAVIE URGENT CARE | | 2,086 | 363 | 15% | 2,449 |
| ADVENTHEALTH CENTRA CARE UNIVERSITY | | 2,385 | 64 | 3% | 2,449 |
| MINUTECLINIC LLC | | 2,098 | 342 | 14% | 2,440 |
| QDX PATHOLOGY SERVICES | 1 | 2,162 | 259 | 11% | 2,422 |
| ADVENTHEALTH CENTRA CARE ST CLOUD | | 2,276 | 140 | 6% | 2,416 |
| ADVENTHEALTH CENTRA CARE HUNTERS CREEK | | 2,225 | 159 | 7% | 2,384 |
| ASCENSION SACRED HEART - EMERALD COAST | | 2,020 | 363 | 15% | 2,383 |
| CLINICAL REFERENCE LABORATORY | 2 | 2,290 | 84 | 4% | 2,376 |
| SELECT LABORATORIES - MARION COUNTY, FL LLC | 3 | 2,205 | 164 | 7% | 2,372 |
| BAYFRONT HEALTH - BROOKSVILLE | | 2,062 | 291 | 12% | 2,353 |
| LAKESIDE MEDICAL CENTER | | 1,875 | 476 | 20% | 2,351 |
| MINUTECLINIC | | 2,087 | 247 | 11% | 2,334 |
| MEMORIAL HOSPITAL PEMBROKE | 3 | 2,059 | 264 | 11% | 2,326 |
| BARTOW REGIONAL MEDICAL CENTER | 1 | 2,032 | 283 | 12% | 2,316 |
| LEE HEALTH - COCONUT POINT CLINICAL LAB | 2 | 1,872 | 433 | 19% | 2,307 |
| PEDIATRIC HEALTH CARE ALLIANCE PA | | 2,138 | 167 | 7% | 2,305 |
| URGENT CARE CURE | 2 | 2,023 | 274 | 12% | 2,299 |
| BAPTIST HEALTH SOUTH FLORIDA - PALMETTO BAY URGENT CARE | | 1,964 | 324 | 14% | 2,288 |
| ENGLEWOOD COMMUNITY HOSPITAL | | 2,089 | 175 | 8% | 2,264 |
| ADVENTHEALTH CENTRA CARE KISSIMMEE | | 2,165 | 81 | 4% | 2,246 |
| BAPTIST HEALTH SOUTH FLORIDA - KENDALE LAKES URGENT CARE | | 1,773 | 433 | 20% | 2,206 |
| ADVENTHEALTH CENTRA CARE LEE ROAD | | 2,139 | 66 | 3% | 2,205 |
| COMMUNITY HEALTH NORTHWEST FLORIDA | 4 | 1,669 | 523 | 24% | 2,196 |
| ADVENTHEALTH CENTRA CARE SANFORD | | 2,106 | 90 | 4% | 2,196 |
| CENTRA CARE SAINT CLOUD | 1 | 1,885 | 303 | 14% | 2,189 |
| SUNCOAST PATHOLOGY ASSOCIATES | | 2,024 | 161 | 7% | 2,185 |
| ADVENTHEALTH CENTRA CARE CLERMONT | | 2,108 | 72 | 3% | 2,180 |
| SPORTS DRUG TESTING LABORATORY | 38 | 2,060 | 55 | 3% | 2,153 |
| ADVENTHEALTH CENTRA CARE LAKE MARY | | 2,071 | 69 | 3% | 2,140 |
| AMELIA URGENT CARE | | 1,352 | 772 | 36% | 2,124 |
| BMCT Molecular Diagnostics Subsection | | 1,755 | 354 | 17% | 2,109 |
| HOLIDAY CVS LLC DBA CVS PHARMACY #5154 | | 2,051 | 37 | 2% | 2,088 |

COVID-19: testing by laboratory

Data through Dec 10, 2020 verified as of Dec 11, 2020 at 09:25 AM

Data in this report are provisional and subject to change.

The numbers in the table below represent the number of Florida and non-Florida residents for whom test results were received by the Department of Health. A person can be tested by more than one laboratory and can have both positive and negative results. **Therefore, the sum of the numbers in each column will be larger than the total number of people tested.**

| Reporting lab | Inconclusive | Negative | Positive | Percent positive | Total |
|---|--------------|----------|----------|------------------|-------|
| HIGHLANDS REGIONAL MEDICAL CENTER | | 1,662 | 409 | 20% | 2,071 |
| LOWER KEYS MEDICAL CENTER | | 1,839 | 219 | 11% | 2,058 |
| DESOTO MEMORIAL HOSPITAL | 3 | 1,697 | 345 | 17% | 2,045 |
| ADVENTIST HEALTH SYSTEMS, SUNBELT INC | | 1,973 | 63 | 3% | 2,036 |
| ADVENTHEALTH CENTRA CARE WATERFORD LAKES | | 1,912 | 123 | 6% | 2,035 |
| AHCC WESLEY CHAPEL | | 1,936 | 79 | 4% | 2,015 |
| DOCTORS URGENT CARE LLC | 1 | 1,643 | 359 | 18% | 2,003 |
| CLARITY LAB SOLUTIONS | | 1,733 | 254 | 13% | 1,987 |
| PHYSICIANS REGIONAL MEDICAL CENTER - COLLIER BLVD | 1 | 1,501 | 474 | 24% | 1,976 |
| ADVENTHEALTH CENTRA CARE MOUNT DORA | | 1,877 | 90 | 5% | 1,967 |
| DOC SMILEY'S URGENT CARE | | 1,705 | 247 | 13% | 1,952 |
| BAPTIST HEALTH URGENT CARE AT SAWGRASS | | 1,694 | 249 | 13% | 1,943 |
| BAPTIST HEALTH SOUTH FLORIDA - BRICKELL URGENT CARE | | 1,618 | 318 | 16% | 1,936 |
| ADVENTHEALTH CENTRA CARE APOPKA | | 1,794 | 123 | 6% | 1,917 |
| ADVENT HEALTH - HEART OF FLORIDA ER | 1 | 1,750 | 164 | 9% | 1,915 |
| ADVENTHEALTH CENTRA CARE SAND LAKE | | 1,846 | 51 | 3% | 1,897 |
| MARINERS HOSPITAL | | 1,696 | 161 | 9% | 1,857 |
| BAPTIST HEALTHCARE - GULF BREEZE HOSPITAL | 3 | 1,591 | 255 | 14% | 1,849 |
| PRECISION HEALTH RESOURCES LLC | | 1,698 | 116 | 6% | 1,814 |
| PRIMEHEALTH URGENT CARE | 1 | 1,480 | 324 | 18% | 1,805 |
| ADVENTHEALTH CENTRA CARE ALTAMONTE | | 1,740 | 64 | 4% | 1,804 |
| TALLAHASSEE PRIMARY CARE ASSOCIATES | | 1,658 | 144 | 8% | 1,802 |
| LABORATORY OF FLORIDA LLC | 40 | 1,641 | 112 | 6% | 1,793 |
| SARKIS CLINICAL TRIALS | | 1,566 | 214 | 12% | 1,780 |
| BAYFRONT HEALTH - PUNTA GORDA | | 1,674 | 92 | 5% | 1,766 |
| HEALTH FIRST ADVENTHEALTH CENTRA CARE GATEWAY | | 1,700 | 51 | 3% | 1,751 |
| ADVENTHEALTH CENTRA CARE LAKELAND | | 1,677 | 52 | 3% | 1,729 |
| ADVENTHEALTH CENTRA CARE PORT ORANGE | | 1,673 | 45 | 3% | 1,718 |
| MEDEXPRESS URGENT CARE - ESTERO | | 1,568 | 147 | 9% | 1,715 |
| BAPTIST HEALTH - CLAY | | 1,494 | 217 | 13% | 1,711 |
| BAPTIST HEALTH EMERGENCY CENTER COUNTRY WALK | 1 | 1,433 | 266 | 16% | 1,700 |
| BAPTIST HEALTH - OAKLEAF | | 1,419 | 277 | 16% | 1,696 |
| PHYSICIANS STAT LAB | 1 | 745 | 949 | 56% | 1,695 |
| ADVENT HEALTH - NEW SMYRNA | | 1,283 | 385 | 23% | 1,668 |
| ADVENTHEALTH CENTRA CARE LONGWOOD | | 1,604 | 53 | 3% | 1,657 |
| EMPIRE CITY LABORATORIES INC | 13 | 1,385 | 256 | 15% | 1,654 |
| ADVENTHEALTH CENTRA CARE OVIEDO | | 1,544 | 106 | 6% | 1,650 |
| ATLANTIS URGENT CARE | 1 | 769 | 869 | 53% | 1,639 |
| JW PLASTIC SURGERY | | 1,368 | 237 | 15% | 1,605 |
| BAYFRONT HEALTH - SPRING HILL | | 1,480 | 116 | 7% | 1,596 |
| GENUS3 | | 1,512 | 60 | 4% | 1,572 |
| ADVENTHEALTH CENTRA CARE AZALEA PARK | | 1,473 | 82 | 5% | 1,555 |
| DOCTORS TEST CENTERS | | 1,358 | 190 | 12% | 1,548 |
| OPTEO LABORATORY | | 1,514 | 32 | 2% | 1,546 |
| NATIONWIDE LABORATORY SERVICES INC | 78 | 1,279 | 189 | 12% | 1,546 |
| PALMS MEDICAL GROUP | 5 | 1,197 | 336 | 22% | 1,538 |
| FLOWERS HOSPITAL | | 1,404 | 132 | 9% | 1,536 |

COVID-19: testing by laboratory

Data through Dec 10, 2020 verified as of Dec 11, 2020 at 09:25 AM

Data in this report are provisional and subject to change.

The numbers in the table below represent the number of Florida and non-Florida residents for whom test results were received by the Department of Health. A person can be tested by more than one laboratory and can have both positive and negative results. **Therefore, the sum of the numbers in each column will be larger than the total number of people tested.**

| Reporting lab | Inconclusive | Negative | Positive | Percent positive | Total |
|--|--------------|----------|----------|------------------|-------|
| ADVENTHEALTH CENTRA CARE ORANGE LAKE | | 1,444 | 67 | 4% | 1,511 |
| BAPTIST HEALTH SOUTH FLORIDA - MIAMI BEACH URGENT CARE | | 1,292 | 212 | 14% | 1,504 |
| TAMPA COMMUNITY HOSPITAL | | 1,264 | 238 | 16% | 1,502 |
| US BIOTEK LABORATORIES | 5 | 1,270 | 205 | 14% | 1,480 |
| ASSOCIATED PATHOLOGISTS, LLC | 3 | 1,229 | 233 | 16% | 1,465 |
| HEALTH FIRST ADVENTHEALTH CENTRA CARE TITUSVILLE | | 1,415 | 45 | 3% | 1,460 |
| NXGEN MDX LLC | 3 | 1,341 | 114 | 8% | 1,458 |
| PROHEALTH | | 679 | 770 | 53% | 1,449 |
| MEDFAST URGENT CARE CENTERS LLC | | 99 | 1,304 | 93% | 1,403 |
| PATIENTS CHOICE LABORATORIES | | 825 | 575 | 41% | 1,400 |
| ADVENTHEALTH CENTRA CARE LEESBURG | | 1,341 | 47 | 3% | 1,388 |
| SCION LAB SERVICES LLC | 11 | 1,263 | 85 | 6% | 1,359 |
| ASCENSION ST VINCENT'S - SOUTHSIDE | | 1,309 | 49 | 4% | 1,358 |
| UHEALTH DEERFIELD BEACH/UMSYLVESTER DEERFIELD BEACH LABORATORY | 3 | 1,308 | 47 | 3% | 1,358 |
| SPARROW HEALTHCARE | 2 | 1,151 | 198 | 15% | 1,351 |
| COMMUNITY HEALTH CENTERS OF PINELLAS INC | | 1,122 | 224 | 17% | 1,346 |
| ADVANCE MEDICAL OF NAPLES | | 309 | 1,017 | 77% | 1,326 |
| JACKSON HOSPITAL CLINICAL LABORATORY | | 1,148 | 175 | 13% | 1,323 |
| ADVENTHEALTH PROMPT CARE | 1 | 901 | 406 | 31% | 1,308 |
| EMERALD COAST URGENT CARE | | 967 | 320 | 25% | 1,287 |
| ADVENTHEALTH CENTRA CARE COLONIAL TOWN | | 1,227 | 56 | 4% | 1,283 |
| MEDEXPRESS URGENT CARE HUDSON | | 1,073 | 196 | 15% | 1,269 |
| NORTH SHORE LONG ISLAND JEWISH HEALTH | | 1,222 | 46 | 4% | 1,268 |
| MINUTECLINIC LLC # 0709 | | 1,092 | 171 | 14% | 1,263 |
| ADVENTHEALTH CENTRA CARE SOUTH ORANGE | | 1,203 | 56 | 4% | 1,259 |
| HEALTH FIRST ADVENTHEALTH CENTRA CARE COCOA | | 1,199 | 44 | 4% | 1,243 |
| EMERALD COAST URGENT CARE, LLC | 1 | 930 | 300 | 24% | 1,231 |
| FLORIDA FAMILY LABORATORY, INC DBA | 3 | 1,138 | 87 | 7% | 1,228 |
| COASTAL MED URGENT CARE | | 236 | 984 | 81% | 1,220 |
| NCF DIAGNOSTICS & DNA TECHNOLOGIES LAB | 39 | 1,029 | 152 | 12% | 1,220 |
| CLINICORE | | 1,124 | 91 | 7% | 1,215 |
| MARTIN HEALTH SYSTEM - ST LUCIE WEST | | 1,101 | 110 | 9% | 1,211 |
| FLORIDA MEDICAL CLINIC | 1 | 711 | 494 | 41% | 1,206 |
| ASSURANCE SCIENTIFIC LABORATORIES | 1 | 966 | 233 | 19% | 1,200 |
| EMERALD COAST URGENT CARE LLC | | 933 | 261 | 22% | 1,194 |
| ACCESS MEDICAL LABS | | 746 | 448 | 38% | 1,194 |
| LABTECH DIAGNOSTIC | | 927 | 235 | 20% | 1,162 |
| BARDMOOR LABORATORY | 1 | 1,005 | 142 | 12% | 1,148 |
| EMERGENCY PHYSICIANS MEDICAL CENTER | | 242 | 904 | 79% | 1,146 |
| ADVENTIST HEALTH SYSTEMS SUNBELT IN DBA | | 1,110 | 25 | 2% | 1,135 |
| NCH NORTHEAST | 5 | 855 | 273 | 24% | 1,133 |
| UNIVERSITY OF ALABAMA AT BIRMINGHAM | | 1,108 | 24 | 2% | 1,132 |
| INDIAN RIVER MEDICAL CENTER | | 1,021 | 109 | 10% | 1,130 |
| ARCPOINT LABS | | 615 | 508 | 45% | 1,123 |
| HEALTH FIRST ADVENTHEALTH CENTRA CARE MALABAR | | 1,048 | 53 | 5% | 1,101 |
| CAPSTONE HEALTHCARE | | 782 | 319 | 29% | 1,101 |
| MEDEXPRESS URGENT CARE CAPE CORAL | | 950 | 149 | 14% | 1,099 |

COVID-19: testing by laboratory

Data through Dec 10, 2020 verified as of Dec 11, 2020 at 09:25 AM

Data in this report are provisional and subject to change.

The numbers in the table below represent the number of Florida and non-Florida residents for whom test results were received by the Department of Health. A person can be tested by more than one laboratory and can have both positive and negative results. **Therefore, the sum of the numbers in each column will be larger than the total number of people tested.**

| Reporting lab | Inconclusive | Negative | Positive | Percent positive | Total |
|---|--------------|----------|----------|------------------|-------|
| ADVENTHEALTH CENTRA CARE KIDS LAKE MARY | | 1,063 | 27 | 2% | 1,090 |
| BIOCERNA MAIN LAB | 1 | 980 | 105 | 10% | 1,086 |
| DOCTORS URGENT CARE OF LUTZ LLC | 1 | 886 | 198 | 18% | 1,085 |
| MINUTECLINIC LLC #3631 | | 906 | 163 | 15% | 1,069 |
| CAREFAST+ | | 832 | 237 | 22% | 1,069 |
| MINUTECLINIC LLC 5852 | | 908 | 159 | 15% | 1,067 |
| ADVENT HEALTH CENTRA CARE -WINTER PARK KIDS URGENT CARE | | 988 | 75 | 7% | 1,063 |
| MEDEXPRESS URGENT CARE OF BOYNTON BEACH LLC | | 1,029 | 33 | 3% | 1,062 |
| MEDEXPRESS URGENT CARE - WEST TAMPA | | 1,016 | 46 | 4% | 1,062 |
| MEDEXPRESS URGENT CARE PALM BEACH GARDENS | | 1,025 | 23 | 2% | 1,048 |
| DONALD W ROBERTSON DO PA | | 767 | 256 | 25% | 1,023 |
| NYU HOSPITALS CENTER CLINICAL LABORATORIES | | 998 | 24 | 2% | 1,022 |
| PATIENTS FIRST - THOMASVILLE ROAD | | 898 | 112 | 11% | 1,010 |
| VAVA PARTNERS LLC | | 436 | 573 | 57% | 1,009 |
| TOM LEE COMMUNITY HEALTH CENTER | | 674 | 319 | 32% | 993 |
| EPN URGENT CARE NAPLES | 2 | 746 | 244 | 25% | 992 |
| DYNIX DIAGNOSTIX | | 854 | 127 | 13% | 981 |
| BAYA PHARMACY & URGENT CARE | | 672 | 308 | 31% | 980 |
| TEMPUS CLINICAL LABORATORY | 8 | 847 | 117 | 12% | 972 |
| LAB24 INC | 3 | 292 | 662 | 69% | 957 |
| TRINITY SPRINGS | | 883 | 68 | 7% | 951 |
| PREMIER URGENT CARE OF BREVARD LLC | | 845 | 94 | 10% | 939 |
| MEDEXPRESS URGENT CARE - ROYAL PALM BEACH | | 905 | 28 | 3% | 933 |
| IGENOMIX USA LLC | 32 | 808 | 83 | 9% | 923 |
| VERITOR | | 809 | 110 | 12% | 919 |
| AMELIA EXPRESS CARE | | 594 | 324 | 35% | 918 |
| COASTAL LABORATORIES | | 748 | 167 | 18% | 915 |
| VRL EUROFINIS - DALLAS | | 894 | 10 | 1% | 904 |
| MEDEXPRESS URGENT CARE LEHIGH ACRES | | 833 | 70 | 8% | 903 |
| PHYSICIANS PRIMARY CARE | 1 | 782 | 101 | 11% | 884 |
| MEDEXPRESS FORT MYERS | | 754 | 129 | 15% | 883 |
| SHELL POINT NURSING PAVILION | 1 | 852 | 23 | 3% | 876 |
| MC DIAGNOSTIC OF CONNECTICUT, PC #2220 | | 757 | 115 | 13% | 872 |
| ADVENT HEALTH - DADE CITY | | 771 | 91 | 11% | 862 |
| PARAMOUNT URGENT CARE | | 346 | 508 | 59% | 854 |
| PARRISH MEDICAL CENTER | | 745 | 95 | 11% | 840 |
| NORTH FLORIDA PEDIATRICS-TALLAHASSEE | | 782 | 58 | 7% | 840 |
| MEDFAST URGENT CARE CENTERS, LLC | | 607 | 231 | 28% | 838 |
| CARENOW URGENT CARE | | 561 | 269 | 32% | 830 |
| MICROGEN DX | | 436 | 392 | 47% | 828 |
| GESSLER CLINIC | | 416 | 412 | 50% | 828 |
| STEWART REFERENCE LABORATORY | 1 | 531 | 295 | 36% | 827 |
| FLORIDA HOSPITAL ORLANDO | | 743 | 74 | 9% | 817 |
| BAY MEDICAL CENTER SACRED HEART HEALTH SYSTEM | | 625 | 187 | 23% | 812 |
| ASCENSION ST VINCENT'S - CLAY | | 775 | 28 | 3% | 803 |
| NITE LITE PEDIATRICS | | 228 | 561 | 71% | 789 |
| PHAROS HEALTH | | 622 | 167 | 21% | 789 |

COVID-19: testing by laboratory

Data through Dec 10, 2020 verified as of Dec 11, 2020 at 09:25 AM

Data in this report are provisional and subject to change.

The numbers in the table below represent the number of Florida and non-Florida residents for whom test results were received by the Department of Health. A person can be tested by more than one laboratory and can have both positive and negative results. **Therefore, the sum of the numbers in each column will be larger than the total number of people tested.**

| Reporting lab | Inconclusive | Negative | Positive | Percent positive | Total |
|---|--------------|----------|----------|------------------|------------|
| ELLENTON URGENT CARE | | 572 | 210 | 27% | 782 |
| BAPTIST HEALTH SOUTH FLORIDA - KEY BISCANE URGENT CARE EXPRESS | | 691 | 90 | 12% | 781 |
| MEDEXPRESS URGENT CARE - LAKELAND | | 735 | 46 | 6% | 781 |
| MELBOURNE MEDICAL LABORATORY☐ | 1 | 645 | 127 | 16% | 773 |
| HISTOPATHOLOGY SERVICES, LLC | | 683 | 87 | 11% | 770 |
| LENCO MEDICAL LABORATORY | | 740 | 24 | 3% | 764 |
| BAPTIST HEALTH SOUTH FLORIDA - COUNTRY WALK URGENT CARE EXPRESS | | 657 | 106 | 14% | 763 |
| ESCAMBIA COMMUNITY CLINICS INC | 4 | 580 | 177 | 23% | 761 |
| MACDILL AIR FORCE BASE | | 709 | 51 | 7% | 760 |
| MINUTECLINIC LLC #4415 | | 623 | 132 | 17% | 755 |
| GENE TOX WORLDWIDE | 48 | 618 | 87 | 12% | 753 |
| MEDEXPRESS URGENT CARE - GOLDEN GATE | | 669 | 80 | 11% | 749 |
| ADVENTHEALTH CENTRA CARE | | 708 | 33 | 4% | 741 |
| BAYFRONT HEALTH URGENT CARE LLC | | 634 | 100 | 14% | 734 |
| DYNIX DIAGNOSTICS | 2 | 520 | 206 | 28% | 728 |
| RAINBOW RIVER MEDICAL LABORATORY | | 684 | 41 | 6% | 725 |
| BAYFRONT HEALTH - CITRUS HILLS | | 619 | 99 | 14% | 718 |
| PARAMOUNT URGENT CARE - WINDERMERE | | 505 | 212 | 30% | 717 |
| DISNEY COVID TEST SITE | | 703 | 9 | 1% | 712 |
| HealthSentry_UHS | | 664 | 48 | 7% | 712 |
| NONE | | 308 | 403 | 57% | 711 |
| PARAMOUNT URGENT CARE - OVIEDO | | 413 | 290 | 41% | 703 |
| MEDEXPRESS URGENT CARE - VERO BEACH | | 585 | 118 | 17% | 703 |
| ST ANNES NURSING CENTER | | 688 | 11 | 2% | 699 |
| PEDIATRIC HEALTH CARE ALLIANCE - NORTHDAL | | 651 | 48 | 7% | 699 |
| QUICK CARE MED PL | 2 | 598 | 88 | 13% | 688 |
| PREMIER MEDICAL LABORATORY SERVICES | 1 | 463 | 221 | 32% | 685 |
| CENTRA CARE | | 423 | 261 | 38% | 684 |
| DEPARTMENT OF CLINICAL LABS | | 676 | 8 | 1% | 684 |
| ADVENT HEALTH LAB - ORLANDO | | 427 | 253 | 37% | 680 |
| GENESIS LABORATORY MANAGEMENT | 3 | 561 | 115 | 17% | 679 |
| HOLIDAY CVS LLC DBA CVS PHARMACY #5155 | | 653 | 20 | 3% | 673 |
| MINI ER ADULT AND PEDIATRIC URGENT CARE | | 574 | 98 | 15% | 672 |
| LAKE WALES MEDICAL CENTER INC | | 592 | 74 | 11% | 666 |
| PARAMOUNT URGENT CARE - ORLANDO | | 462 | 202 | 30% | 664 |
| ADVENTHEALTH CENTRA CARE CONWAY | | 614 | 44 | 7% | 658 |
| VENICE REGIONAL MEDICAL CENTER | | 572 | 83 | 13% | 655 |
| ASCENSION SACRED HEART - GULF | | 517 | 131 | 20% | 648 |
| MAVERICK LABS | | 456 | 186 | 29% | 642 |
| NAPLES URGENT CARE | 1 | 419 | 221 | 34% | 641 |
| MINUTECLINIC LLC #5249 | | 542 | 97 | 15% | 639 |
| BAPTIST HEALTHCARE - JAY HOSPITAL | | 501 | 134 | 21% | 635 |
| MEDEXPRESS URGENT CARE - DELAND | | 599 | 34 | 5% | 633 |
| PENSACOLA PEDIATRICS PA | 1 | 543 | 87 | 14% | 631 |
| VENTURE MEDICAL OF FLORIDA LLC | | 562 | 69 | 11% | 631 |
| NCH HEALTHCARE SYSTEM MICROBIOLOGY LAB | | 1 | 630 | 100% | 631 |
| STAGEZERO LIFE SCIENCES INC | 1 | 583 | 46 | 7% | 630 |

COVID-19: testing by laboratory

Data through Dec 10, 2020 verified as of Dec 11, 2020 at 09:25 AM

Data in this report are provisional and subject to change.

The numbers in the table below represent the number of Florida and non-Florida residents for whom test results were received by the Department of Health. A person can be tested by more than one laboratory and can have both positive and negative results. **Therefore, the sum of the numbers in each column will be larger than the total number of people tested.**

| Reporting lab | Inconclusive | Negative | Positive | Percent positive | Total |
|--|--------------|----------|----------|------------------|-------|
| CAREFAST MURABELLA | | 498 | 127 | 20% | 625 |
| TYNDALL AIR FORCE BASE | | 502 | 122 | 20% | 624 |
| CHARLES AIESI CONSULTING INC | 1 | 554 | 49 | 8% | 604 |
| PATIENTS FIRST - MAHAN DRIVE | | 164 | 435 | 73% | 599 |
| ADVENT HEALTH CENTRA CARE - MOUNT DORA | | 276 | 316 | 53% | 592 |
| EUROFINS NTD, LLC | | 550 | 33 | 6% | 583 |
| MEDEXPRESS PORT CHARLOTTE | | 557 | 24 | 4% | 581 |
| ADVENT HEALTH CENTRA CARE - WATERFORD LAKES | | 480 | 94 | 16% | 574 |
| POINT OF CARE TESTING SITE | | 549 | 22 | 4% | 571 |
| CENTRA CARE - SOUTH ORANGE | | 405 | 166 | 29% | 571 |
| MINUTECLINIC LLC #3463 | | 492 | 73 | 13% | 565 |
| BAPTIST HEALTH - MD ANDERSON CANCER CENTER | | 560 | 3 | 1% | 563 |
| FLORIDA COMMUNITY HEALTH CENTER | | 481 | 71 | 13% | 552 |
| Victoria Nursing and Rehabilitation Center | | 525 | 26 | 5% | 551 |
| MINUTECLINIC LLC #5253 | | 496 | 54 | 10% | 550 |
| WHITE WILSON MEDICAL CENTER | | 51 | 496 | 91% | 547 |
| VITAE DIAGNOSTICS | | 534 | 13 | 2% | 547 |
| DOCTOR'S MEMORIAL HOSPITAL | | 424 | 119 | 22% | 543 |
| CVS HEALTH | | 391 | 150 | 28% | 541 |
| ACCU REFERENCE MEDICAL LAB | | 269 | 268 | 50% | 537 |
| INTERLACHEN PEDIATRICS | | 507 | 29 | 5% | 536 |
| FLAGLER HOSPITAL | 8 | 29 | 498 | 93% | 535 |
| VETERANS AFFAIRS MEDICAL CENTER - JAMES A HALEY | | | 533 | 100% | 533 |
| PRIMARY CARE OF THE TREASURE COAST | | 479 | 53 | 10% | 532 |
| Tampa Lakes Health and Rehabilitation Center | 2 | 467 | 62 | 12% | 531 |
| MINUTECLINIC, LLC DBA MINUTECLINIC #4717 | | 513 | 11 | 2% | 524 |
| HOLY CROSS HOSPITAL LABORATORY | | | 522 | 100% | 522 |
| MINUTECLINIC LLC #5854 | | 451 | 70 | 13% | 521 |
| MANOR PINES CONVALESCENT CENTER LLC | 1 | 512 | 7 | 1% | 520 |
| ECCOLAB GROUP | 1 | 142 | 377 | 73% | 520 |
| SOLARIS HEALTHCARE PALATKA | | 511 | 7 | 1% | 518 |
| SOUTHEAST ALABAMA MEDICAL CENT | | 469 | 47 | 9% | 516 |
| NCF DIAGNOSTICS & DNA TECHNOLOGIES | 15 | 192 | 309 | 60% | 516 |
| PALACE NURSING HOME & REHAB CENTER | | 514 | 1 | 0% | 515 |
| MOUNT SINAI LABORATORY | | 496 | 19 | 4% | 515 |
| COASTAL PEDIATRIC GROUP | | 454 | 58 | 11% | 512 |
| HOLMES REGIONAL MEDICAL CENTER | | 5 | 503 | 99% | 508 |
| SHORELINE PHYSICIAN GROUP | | 333 | 171 | 34% | 504 |
| UNIVERSITY OF WEST FLORIDA STUDENT HEALTH SERVICES | | 419 | 85 | 17% | 504 |
| PHARMCO RX | | 441 | 60 | 12% | 501 |
| MOLECULAR INFECTIOUS DISEASES | | 492 | 7 | 1% | 499 |
| TENNESSEE DOH - NASHVILLE | 2 | 445 | 52 | 10% | 499 |
| The Sands at South Beach | | 495 | 3 | 1% | 498 |
| ED FRASER MEMORIAL HOSPITAL | | 396 | 102 | 20% | 498 |
| MEDONE PLLC | | 406 | 92 | 18% | 498 |
| UHEALTH CLINIC AT WALGREENS | | 413 | 84 | 17% | 497 |
| MINUTECLINIC LLC #5190 | | 429 | 67 | 14% | 496 |

COVID-19: testing by laboratory

Data through Dec 10, 2020 verified as of Dec 11, 2020 at 09:25 AM

Data in this report are provisional and subject to change.

The numbers in the table below represent the number of Florida and non-Florida residents for whom test results were received by the Department of Health. A person can be tested by more than one laboratory and can have both positive and negative results. **Therefore, the sum of the numbers in each column will be larger than the total number of people tested.**

| Reporting lab | Inconclusive | Negative | Positive | Percent positive | Total |
|---|--------------|----------|----------|------------------|------------|
| VITAS HEALTHCARE CORPORATION OF FLA | | 490 | 2 | 0% | 492 |
| ST JOHN'S NURSING CENTER | | 480 | 6 | 1% | 486 |
| MINI ER WATERFORD LAKES, THE | | 425 | 58 | 12% | 483 |
| SEBASTIAN RIVER MEDICAL CENTER | 1 | 379 | 98 | 21% | 478 |
| DAVITA LABORATORY | | 426 | 49 | 10% | 475 |
| GULF COAST MOLECULAR LABORATORIES | 11 | 390 | 70 | 15% | 471 |
| MEDEXPRESS URGENT CARE - CLEWISTON | | 409 | 62 | 13% | 471 |
| VETERANS AFFAIRS MEDICAL CENTER - BAY PINES | | 16 | 454 | 97% | 470 |
| KENDALL HEALTHCARE PROPERTIES DBA | 2 | 459 | 8 | 2% | 469 |
| VILLA MARIA NURSING & REHAB CENTER INC | 1 | 455 | 7 | 2% | 463 |
| BROWNWOOD CARE CENTER | | 424 | 38 | 8% | 462 |
| JOHN KNOX VILLAGE HEALTH CENTER | | 455 | 6 | 1% | 461 |
| GULF COAST VILLAGE | | 440 | 20 | 4% | 460 |
| MINUTECLINIC LLC #7886 | | 422 | 37 | 8% | 459 |
| Community_Health | | 366 | 92 | 20% | 458 |
| CLARITY LABS | | 390 | 62 | 14% | 452 |
| SANTA ROSA MEDICAL GROUP | | 375 | 73 | 16% | 448 |
| ADDICTION LABS OF AMERICA | 2 | 408 | 36 | 8% | 446 |
| LEE COUNTY EMERGENCY MEDICAL SERVICE | | 394 | 47 | 11% | 441 |
| TREE HOUSE PEDIATRICS PLLC | | 399 | 39 | 9% | 438 |
| JACKSON MEMORIAL LONG TERM CARE CENTER | | 428 | 10 | 2% | 438 |
| GOLDEN GLADES NURSING & REHABILITATION CTR | | 431 | 4 | 1% | 435 |
| MINUTECLINIC LLC #5069 | | 379 | 53 | 12% | 432 |
| MEMORIAL PEMBROKE 24/7 CARE CENTER | | 330 | 102 | 24% | 432 |
| AVECINA MEDICAL JULINGTON | 1 | 240 | 189 | 44% | 430 |
| SMA SPECIALTY MEDICAL LAB | | 115 | 310 | 73% | 425 |
| PRIMARY CARE SERVICES AT INDIAN RIVER ESTATES | | 418 | 5 | 1% | 423 |
| INTEGRITY LABORATORIES, LLC | 1 | 327 | 94 | 22% | 422 |
| NORTH OKALOOSA MEDICAL CENTER | | 244 | 178 | 42% | 422 |
| MID-FLORIDA PATHOLOGY | | 330 | 92 | 22% | 422 |
| BAPTIST HEALTH EMERGENCY CENTER AT WEST CORAL WAY | | 330 | 90 | 21% | 420 |
| GARCIA CLINICAL LABORATORY | | 28 | 390 | 93% | 418 |
| MEDEXPRESS URGENT CARE CORAL SPRINGS | | 369 | 49 | 12% | 418 |
| LIFE CARE CENTER OF HILLIARD | | 408 | 6 | 1% | 414 |
| NEW YORK HOSPITAL LABORATORIES | 1 | 401 | 11 | 3% | 413 |
| TACACHALE CLINICAL LABORATORY | | 395 | 14 | 3% | 409 |
| ACCESS POINT HEALTHCARE URGENT & PRIMARY CARE | | 311 | 96 | 24% | 407 |
| RIVER GARDEN HEBREW HOME FOR THE AGED | | 367 | 39 | 10% | 406 |
| COASTAL URGENT CARE | | 341 | 63 | 16% | 404 |
| PARAMOUNT URGENT CARE VILLAGES | | 226 | 178 | 44% | 404 |
| NORTH SHORE LIJ URGENT CARE PC | | 390 | 13 | 3% | 403 |
| THERADOC | | 152 | 248 | 62% | 400 |
| CLEWISTON NURSING AND REHABILITATION CENTER | | 396 | 4 | 1% | 400 |
| NEW PLANT CITY FAMILY CARE | 1 | 209 | 189 | 47% | 399 |
| LEHIGH REGIONAL MEDICAL CENTER LAB | | 365 | 34 | 9% | 399 |
| ENZO CLINICAL LABS INC | 1 | 384 | 12 | 3% | 397 |
| C.W. BILL YOUNG VA MEDICAL CENTER | | 16 | 380 | 96% | 396 |

COVID-19: testing by laboratory

Data through Dec 10, 2020 verified as of Dec 11, 2020 at 09:25 AM

Data in this report are provisional and subject to change.

The numbers in the table below represent the number of Florida and non-Florida residents for whom test results were received by the Department of Health. A person can be tested by more than one laboratory and can have both positive and negative results. **Therefore, the sum of the numbers in each column will be larger than the total number of people tested.**

| Reporting lab | Inconclusive | Negative | Positive | Percent positive | Total |
|---|--------------|----------|----------|------------------|-------|
| MEDICAL FP – WHOLE FAMILY HEALTH CENTER | | 358 | 37 | 9% | 395 |
| FOUNTAIN MANOR HEALTH AND REHAB CENTER | 1 | 386 | 3 | 1% | 390 |
| ADVENT HEALTH CENTRA CARE - WINTER PARK | | 256 | 134 | 34% | 390 |
| BARBER | | 13 | 376 | 97% | 389 |
| PALM GARDEN OF PORT SAINT LUCIE | | 385 | 3 | 1% | 388 |
| THE HEALTH CENTER OF PLANT CITY | | 384 | 4 | 1% | 388 |
| ANY LAB TEST NOW | 1 | 281 | 106 | 27% | 388 |
| CONSULATE HEALTH CARE OF NEW PORT RICHEY | | 383 | 5 | 1% | 388 |
| CONSULATE HEALTHCARE OF VERO BEACH | 11 | 359 | 17 | 4% | 387 |
| DOC SMILEYS URGENT CARE LLC | | 305 | 81 | 21% | 386 |
| Signature HealthCare Center of Waterford | | 381 | 4 | 1% | 385 |
| VETERANS AFFAIRS MEDICAL CENTER | | 40 | 337 | 89% | 377 |
| MINI ER AND URGENT CARE | | 271 | 106 | 28% | 377 |
| NORTH FLORIDA PEDIATRICS - LAKE CITY | | 266 | 111 | 29% | 377 |
| KEYS AHEC SCHOOL MEDICAL CLINIC | 4 | 325 | 47 | 13% | 376 |
| BAYA PHARMACY WEST | | 8 | 365 | 98% | 373 |
| FLO-MEDILAB SERVICES | | 151 | 220 | 59% | 371 |
| MEDONE URGENT CARE CENTER | | 149 | 222 | 60% | 371 |
| HENDRY REGIONAL MEDICAL CENTER | | 107 | 263 | 71% | 370 |
| COVANCE CLINICAL RESEARCH UNIT INC | | 366 | 4 | 1% | 370 |
| LIFE CARE CENTER OF ORANGE PARK | | 366 | 2 | 1% | 368 |
| ADVENT HEALTH CENTRA CARE - PORT ORANGE | | 29 | 338 | 92% | 367 |
| WOODLANDS MEDICAL SPECIALISTS | | 296 | 66 | 18% | 362 |
| EDEN SPRINGS NURSING AND REHAB CENTER | | 343 | 16 | 4% | 359 |
| Good Samaritan Society Kissimmee Village | | 325 | 32 | 9% | 357 |
| THE PRESERVE | | 356 | 1 | 0% | 357 |
| NEW YORK PRESBYTERIAN - CUMC CLINICAL | | 341 | 15 | 4% | 356 |
| INFORM DIAGNOSTICS | | 349 | 6 | 2% | 355 |
| MANOR AT CARPENTERS | | 334 | 21 | 6% | 355 |
| EMERALD SHORES HEALTH AND REHABILITATION | | 307 | 45 | 13% | 352 |
| HILLCREST HEALTH CARE & REHABILITATION CENTER | | 344 | 7 | 2% | 351 |
| LAUDERDALE NURSING CENTER LLC | 1 | 346 | 3 | 1% | 350 |
| SANFORD LABORATORIES | | 325 | 23 | 7% | 348 |
| Plantation Bay Rehabilitation Center | | 342 | 6 | 2% | 348 |
| LEE HEALTH CONVENIENT CARE - PAGE FIELD | | 277 | 69 | 20% | 346 |
| BAYSHORE DIAGNOSTICS | | 309 | 37 | 11% | 346 |
| NCH HEALTHCARE BONITA | | 249 | 96 | 28% | 345 |
| PALM GARDEN OF OCALA | | 329 | 16 | 5% | 345 |
| HEALTH CENTER AT BRENTWOOD | 1 | 331 | 10 | 3% | 342 |
| PRIMEHEALTH URGENT CARE INC | | 293 | 49 | 14% | 342 |
| FISHERMENS HOSPITAL CLINICAL LAB | | 312 | 28 | 8% | 340 |
| SELECT REFERENCE LABORATORIES, LLC | 1 | 326 | 12 | 4% | 339 |
| OPTUM LABS LLC | | 257 | 82 | 24% | 339 |
| The Manor at Blue Water Bay | | 325 | 11 | 3% | 336 |
| HARTS HARBOR HEALTH CARE CENTER | | 332 | 2 | 1% | 334 |
| GENESIS DIAGNOSTICS | | 234 | 100 | 30% | 334 |
| ADVENT HEALTH CENTRA CARE - LAKE MARY | | 86 | 248 | 74% | 334 |

COVID-19: testing by laboratory

Data through Dec 10, 2020 verified as of Dec 11, 2020 at 09:25 AM

Data in this report are provisional and subject to change.

The numbers in the table below represent the number of Florida and non-Florida residents for whom test results were received by the Department of Health. A person can be tested by more than one laboratory and can have both positive and negative results. **Therefore, the sum of the numbers in each column will be larger than the total number of people tested.**

| Reporting lab | Inconclusive | Negative | Positive | Percent positive | Total |
|---|--------------|----------|----------|------------------|-------|
| WEST GABLES HEALTH CARE CENTER | | 328 | 6 | 2% | 334 |
| ADVENT HEALTH - TAMPA | | 124 | 208 | 63% | 332 |
| Colonial Lakes Health Care | | 328 | 2 | 1% | 330 |
| FORT MYERS INTERNAL MEDICINE, LLC | | 300 | 29 | 9% | 329 |
| VALENCIA HILLS HEALTH AND REHABILITATION CENTER | | 324 | 5 | 2% | 329 |
| ST ANDREWS BAY SKILLED NURSING & | | 324 | 3 | 1% | 327 |
| FIU-HEALTH AUXILIARY LABORATORY | | 301 | 25 | 8% | 326 |
| MY CLINICAL LAB | | 224 | 101 | 31% | 325 |
| LIFE CARE CENTER OF PENSACOLA | | 319 | 5 | 2% | 324 |
| BALDWIN PEDIATRICS | 1 | 308 | 15 | 5% | 324 |
| USAFSAM/PHE | | 173 | 150 | 46% | 323 |
| PENSACOLA PEDIATRICS | 1 | 250 | 72 | 22% | 323 |
| NAVAL HOSPITAL - JACKSONVILLE | | 41 | 282 | 87% | 323 |
| NORTH FLORIDA REHABILITATION & SPECIALTY CARE☐ | | 317 | 2 | 1% | 319 |
| MIDWAY SPECIALTY CARE CENTER | 3 | 202 | 113 | 36% | 318 |
| VETERANS AFFAIRS MEDICAL CENTER - GAINESVILLE | | 2 | 316 | 99% | 318 |
| Crestview Rehabilitation Center | | 194 | 123 | 39% | 317 |
| MED FAST URGENT CARE CENTER | | 67 | 248 | 79% | 315 |
| NORTH FLORIDA PEDIATRICS PA - SUWANNEE | | 244 | 71 | 23% | 315 |
| GENEIQ | | 295 | 18 | 6% | 313 |
| WILLOW BROOKE COURT AT INDIAN RIVER ESTATES | | 296 | 17 | 5% | 313 |
| SANTA ROSA CENTER FOR REHABILITATION AND HEALING | | 295 | 16 | 5% | 311 |
| LIFE CARE CENTER OF NEW PORT RICHEY | | 292 | 19 | 6% | 311 |
| BALDOMERO LOPEZ STATE VETERANS NURSING HOME | 2 | 306 | 1 | 0% | 309 |
| UR MEDICINE LABS- CENTRAL LABORATORY | | 299 | 10 | 3% | 309 |
| Point of Care Testing | 1 | 104 | 204 | 66% | 309 |
| PRIMARY CARE SERVICES AT ST ANDREWS ESTATES | | 308 | | | 308 |
| GENESIS MEDICAL LABORATORY MIAMI FL. | | 83 | 224 | 73% | 307 |
| ADVENT HEALTH CENTRA CARE - LEESBURG | | 13 | 293 | 96% | 306 |
| VILLAGE AT VIENNA SQUARE,THE☐ | 6 | 294 | 4 | 1% | 304 |
| INDIAN RIVER CTR, LLC | | 279 | 25 | 8% | 304 |
| CREEKSIDE CARE CENTER | | 257 | 44 | 15% | 301 |
| MYTEST DIAGNOSTICS | | 284 | 16 | 5% | 300 |
| MEDSCAN LABORATORY INC | 1 | 161 | 138 | 46% | 300 |
| FERNANDINA BEACH REHAB AND NURSING | 1 | 297 | 1 | 0% | 299 |
| PEDIATRIC HEALTHCARE ALLIANCE PA | | 272 | 27 | 9% | 299 |
| MEDEXPRESS LUTZ | | 2 | 297 | 99% | 299 |
| CORE DIAGNOSTIC LABORATORIES LLC | | 220 | 78 | 26% | 298 |
| SIPARADIGM, DIAGNOSTIC INFORMATICS | | 273 | 24 | 8% | 297 |
| ADVENT HEALTH CENTRA CARE - TITUSVILLE | | 56 | 241 | 81% | 297 |
| SIGNATURE HEALTHCARE OF BROOKWOOD GARDENS | | 296 | | | 296 |
| BUENA VISTA URGENT CARE | | 264 | 31 | 11% | 295 |
| MIAMI JEWISH HEALTH SYSTEMS | | 292 | 2 | 1% | 294 |
| SPECTOR SCIENTIFIC LAB | 1 | 130 | 163 | 55% | 294 |
| Stacey Health Care Centers Inc. dba Riverside Care Center | | 287 | 6 | 2% | 293 |
| CLIFFORD CHESTER SIMS STATE VETERANS | | 288 | 5 | 2% | 293 |
| MEDEXPRESS URGENT CARE - JAX ATLANTIC BLVD | | 272 | 20 | 7% | 292 |

COVID-19: testing by laboratory

Data through Dec 10, 2020 verified as of Dec 11, 2020 at 09:25 AM

Data in this report are provisional and subject to change.

The numbers in the table below represent the number of Florida and non-Florida residents for whom test results were received by the Department of Health. A person can be tested by more than one laboratory and can have both positive and negative results. **Therefore, the sum of the numbers in each column will be larger than the total number of people tested.**

| Reporting lab | Inconclusive | Negative | Positive | Percent positive | Total |
|---|--------------|----------|----------|------------------|-------|
| FLORIDA HOSPITAL WAUCHULA | | 192 | 100 | 34% | 292 |
| NORTHWEST MEDICAL CENTER CLINICAL LABORATORY | | 175 | 116 | 40% | 291 |
| HARBOUR HEALTH CENTER | | 286 | 3 | 1% | 289 |
| AUBURN UNIVERSITY MEDICAL CLINIC | | 227 | 62 | 21% | 289 |
| CORAL TRACE HEALTH CARE☐ | 1 | 287 | 1 | 0% | 289 |
| WILLOWBROOKE COURT AT EDGEWATER POINTE ESTATES | | 284 | 3 | 1% | 287 |
| SOLARIS HEALTHCARE CHARLOTTE HARBOR | | 277 | 9 | 3% | 286 |
| CORAL BAY HEALTHCARE AND REHABILITATION | 1 | 280 | 3 | 1% | 284 |
| MEDEXPRESS URGENT CARE BOCA RATON | | 268 | 14 | 5% | 282 |
| LAKELAND REGIONAL HEALTH SYSTEMS INC | | 16 | 266 | 94% | 282 |
| ADVENT HEALTH CENTRA CARE - PALM COAST | | 36 | 245 | 87% | 281 |
| Palmetto Subacute Care Center | | 274 | 7 | 2% | 281 |
| SPECIALTY HEALTH AND REHABILITATION CENTER | | 258 | 23 | 8% | 281 |
| BOCA BIOLISTICS REFERENCE LABORATORY | 2 | 185 | 94 | 33% | 281 |
| MEDONE URGENT CARE AT ST. AUGUSTINE | | 96 | 184 | 66% | 280 |
| RUSKIN HEALTH CENTER | | 170 | 109 | 39% | 279 |
| LIFE CARE CENTER OF OCALA | | 277 | 1 | 0% | 278 |
| CITRUS NURSING CENTER LLC | | 266 | 12 | 4% | 278 |
| PRUITT HEALTH-SANTA ROSA | | 275 | 2 | 1% | 277 |
| FLORIDA HOSPITAL MEDICAL GROUP | | 232 | 44 | 16% | 276 |
| BIOCEPT | | 259 | 16 | 6% | 275 |
| LABORATORY SPECIALISTS OF MICHIGAN | | 122 | 149 | 55% | 271 |
| MINUTECLINIC LLC, #10357 | | 270 | 1 | 0% | 271 |
| DOH – INDIAN RIVER | | 233 | 38 | 14% | 271 |
| MEDFAST URGENT CARE CENTERS | | 7 | 263 | 97% | 270 |
| LIFEBRITE | 1 | 115 | 153 | 57% | 269 |
| DOCTORS CENTER,THE | | 212 | 56 | 21% | 268 |
| PHYSICIAN ASSOCIATES | | 242 | 26 | 10% | 268 |
| DR G'S URGENT CARE | | 236 | 31 | 12% | 267 |
| MEDICAL VB | | 226 | 40 | 15% | 266 |
| MOORINGS PARK INSTITUTE, INC, THE | | 261 | 5 | 2% | 266 |
| PATIENTS FIRST LAKE ELLA MEDICAL CENTER | | 236 | 29 | 11% | 265 |
| MEDFAST URGENT CARE CENTER | | 82 | 183 | 69% | 265 |
| BRIDGEWATER PARK HEALTH AND REHAB | | 257 | 7 | 3% | 264 |
| Abbey Delray | | 264 | | | 264 |
| Quest Diag Unspecifd | | 173 | 91 | 34% | 264 |
| FLORIDA HOSPITAL HEARTLAND MED CTR LAKE PLACID | | 193 | 66 | 25% | 259 |
| CLIFFORD CHESTER SIMS VA NURSING HOME | | 251 | 8 | 3% | 259 |
| AURORA DIAGNOSTICS BERNHARDT LABORATORIES PATHOLOGY SERVICE | | 190 | 69 | 27% | 259 |
| PHYSICIANS REGIONAL WALK-IN | | 184 | 75 | 29% | 259 |
| CONSULATE HEALTHCARE OF KISSIMMEE | | 247 | 12 | 5% | 259 |
| FLORIDA WOMAN CARE LABORATORY LLC | | 232 | 26 | 10% | 258 |
| AMELIA EXPRESS CARE LLC | | 227 | 31 | 12% | 258 |
| FAST TRACK URGENT CARE CENTER | | 1 | 256 | 100% | 257 |
| NSPIRE HEALTHCARE MIAMI LAKES | 3 | 246 | 8 | 3% | 257 |
| MANOR CARE HEALTH SERVICES - FT MYERS | | 253 | 3 | 1% | 256 |
| BLOUNTSTOWN REHABILITATION CENTER LLC | | 202 | 53 | 21% | 255 |

COVID-19: testing by laboratory

Data through Dec 10, 2020 verified as of Dec 11, 2020 at 09:25 AM

Data in this report are provisional and subject to change.

The numbers in the table below represent the number of Florida and non-Florida residents for whom test results were received by the Department of Health. A person can be tested by more than one laboratory and can have both positive and negative results. **Therefore, the sum of the numbers in each column will be larger than the total number of people tested.**

| Reporting lab | Inconclusive | Negative | Positive | Percent positive | Total |
|--|--------------|----------|----------|------------------|-------|
| URGENT CARE BETHESDA | 1 | 205 | 49 | 19% | 255 |
| ETHOS WELLNESS PHARMACY | | 235 | 20 | 8% | 255 |
| ADVENT HEALTH - CELEBRATION | | 243 | 12 | 5% | 255 |
| CITY MEDICAL OF NEW JERSEY, PC | | 232 | 22 | 9% | 254 |
| Life Care Center at Wells Crossing | | 239 | 14 | 6% | 253 |
| BIOCERNA LLC | 8 | 188 | 57 | 23% | 253 |
| SPRINGTREE REHAB & HEALTH CARE CENTER | | 246 | 4 | 2% | 250 |
| QUALITOX LABORATORIES | | 105 | 145 | 58% | 250 |
| PALM GARDEN OF VERO BEACH | | 241 | 9 | 4% | 250 |
| HAINES CITY REHABILITATION AND NURSING CENTER | | 249 | 1 | 0% | 250 |
| ARCPOINTS LABS | | 229 | 20 | 8% | 249 |
| TREASURE COAST COMMUNITY HEALTH | 3 | 227 | 19 | 8% | 249 |
| JACKSON MEMORIAL PERDUE MEDICAL CENTER | | 241 | 8 | 3% | 249 |
| VETERANS AFFAIRS MEDICAL CENTER - LAKE CITY | | 52 | 196 | 79% | 248 |
| SHELL POINT VILLAGE MEDICAL CENTER | | 246 | | | 246 |
| MARTIN MEMORIAL MEDICAL CENTER LAB | | 128 | 118 | 48% | 246 |
| AVELLINO LAB USA, INC | 1 | 237 | 6 | 2% | 244 |
| ROSEWOOD HEALTHCARE & REHABILITATION CENTER | | 239 | 4 | 2% | 243 |
| ASCEND CLINICAL | 2 | 232 | 8 | 3% | 242 |
| KEY WEST HEALTH AND REHAB | 1 | 237 | 4 | 2% | 242 |
| SOUTHERN OAKS CARE CENTER | 1 | 238 | 3 | 1% | 242 |
| PROHEALTH MEDICAL CLINIC | | 60 | 179 | 75% | 239 |
| GOOD SAMARITAN | | 236 | 1 | 0% | 237 |
| APP-UNIPATH, LLC | 1 | 226 | 9 | 4% | 236 |
| RICARDO NAVARRO DO PA | | 219 | 17 | 7% | 236 |
| GROWING TOGETHER PEDIATRICS LLC | | 218 | 17 | 7% | 235 |
| SOLARIS HEALTHCARE PARKWAY | 1 | 232 | 2 | 1% | 235 |
| ADVENT HEALTH CENTRA CARE - UNIVERSITY | 1 | 94 | 139 | 59% | 234 |
| PALMS OF SEBRING | | 220 | 13 | 6% | 233 |
| SHORE ACRES CARE CENTER | | 224 | 7 | 3% | 231 |
| MARION E FETHER MEDICAL CENTER, THE | | 216 | 15 | 6% | 231 |
| Marshall Health and Rehabilitation Center | | 229 | 2 | 1% | 231 |
| DIAMOND RIDGE HEALTH AND REHABILITATION CENTER | | 222 | 8 | 3% | 230 |
| FLORIDA GULF COAST UNIVERSITY | | 85 | 145 | 63% | 230 |
| URGENT CARE OF THE PALM BEACHES | | 2 | 228 | 99% | 230 |
| CONSULATE HEALTH CARE OF SAFETY HARBOR | | 225 | 4 | 2% | 229 |
| ADVENT HEALTH CENTRA CARE - ALTAMONTE SPRINGS | | 136 | 93 | 41% | 229 |
| MALABAR/ADVENT CENTRA CARE | | 43 | 186 | 81% | 229 |
| ST JUDE CHILDREN'S RESEARCH HOSPITAL | | 216 | 12 | 5% | 228 |
| 24 HOUR PEDIATIC CARE CENTER | 1 | 211 | 16 | 7% | 228 |
| renaissance health and rehabilitation center | | 225 | 2 | 1% | 227 |
| PARAMOUNT URGENT CARE - CLERMONT | | 152 | 75 | 33% | 227 |
| REGENTS PARK AT AVENTURA | | 221 | 5 | 2% | 226 |
| OCEAN VIEW NURSING AND REHAB CENTER | | 215 | 10 | 4% | 225 |
| ST CLOUD REGIONAL MEDICAL CENTER CLINICAL LAB | | 181 | 44 | 20% | 225 |
| ROSEWOOD HEALTH AND REHABILITATION CENTER | | 219 | 5 | 2% | 224 |
| OAK HAMMOCK AT THE UNIVERSITY OF FLORIDA | | 220 | 4 | 2% | 224 |

COVID-19: testing by laboratory

Data through Dec 10, 2020 verified as of Dec 11, 2020 at 09:25 AM

Data in this report are provisional and subject to change.

The numbers in the table below represent the number of Florida and non-Florida residents for whom test results were received by the Department of Health. A person can be tested by more than one laboratory and can have both positive and negative results. **Therefore, the sum of the numbers in each column will be larger than the total number of people tested.**

| Reporting lab | Inconclusive | Negative | Positive | Percent positive | Total |
|--|--------------|----------|----------|------------------|-------|
| LEHIGH VALLEY GENOMICS | | | 224 | 100% | 224 |
| HMA SANTA ROSA MEDICAL CENTER LLC DBA | | 181 | 42 | 19% | 223 |
| Vi at Lakeside Village Skilled Nursing | | 223 | | | 223 |
| BROWARD NURSING & REHABILITATION CTR | 8 | 213 | 1 | 0% | 222 |
| LAKE EUSTIS HEALTH AND REHABILITATION CENTER | | 221 | | | 221 |
| ADVENTHEALTH EXPRESS CARE | | 115 | 106 | 48% | 221 |
| BAPTIST PRIMARY CARE | 1 | 180 | 39 | 18% | 220 |
| TIDE LABORATORIES | | 182 | 38 | 17% | 220 |
| WESTCHESTER GARDENS LIMITED PARTNERSHIP | | 216 | 3 | 1% | 219 |
| VITAS LUTHERAN TOWERS INPATIENT PROGRAM | | 214 | 2 | 1% | 216 |
| GANDY CROSSING CARE CENTER | | 204 | 11 | 5% | 215 |
| Williston Care Center | | 215 | | | 215 |
| LAKE PORT SQUARE | | 200 | 14 | 7% | 214 |
| BAY VILLAGE OF SARASOTA INC | | 213 | 1 | 0% | 214 |
| THE MANOR AT CARPENTERS | | 182 | 32 | 15% | 214 |
| PALM GARDEN OF GAINESVILLE | 2 | 210 | 2 | 1% | 214 |
| JACKSONVILLE BEACH PEDIATRIC CARE CENTER□ | | 194 | 20 | 9% | 214 |
| HOMESTEAD MANOR | | 210 | 3 | 1% | 213 |
| FAIRWAY OAKS CENTER LLC | 5 | 204 | 3 | 1% | 212 |
| POCONO MEDICAL CENTER | | 212 | | | 212 |
| SUNRISE DIAGNOSTIC LABORATORY | | 158 | 53 | 25% | 211 |
| ADVENT HEALTH CENTRA CARE - ORMOND BEACH | | 68 | 143 | 68% | 211 |
| MAYFLOWER ASSISTED LIVING | | 209 | 1 | 0% | 210 |
| MINUTECLINIC LLC #3705 | | 190 | 20 | 10% | 210 |
| PARKS HEALTHCARE & REHABILITATION CTR | 4 | 205 | 1 | 0% | 210 |
| CHIPOLA HEALTH AND REHAB | | 199 | 11 | 5% | 210 |
| HARDEE MANOR HEALTH CARE CENTER | 1 | 206 | 2 | 1% | 209 |
| MEMPHIS PATHOLOGY LABORATORY | 2 | 193 | 14 | 7% | 209 |
| TAMARAC REHABILITATION & HEALTH CENTER | | 209 | | | 209 |
| THE PALACE AT HOMESTEAD | | 206 | 2 | 1% | 208 |
| THE PALACE MANAGEMENT - THE PALACE AT CORAL GABLES | | 208 | | | 208 |
| BLOCK, NATION, CHASE, AND SMOLEN FAMILY MEDICINE | | 157 | 51 | 25% | 208 |
| MANOR CARE NURSING CENTER OF SARASOTA FL LLC□ | | 203 | 5 | 2% | 208 |
| BUREAU OF CLINICAL LABORATORIES | | 171 | 36 | 17% | 207 |
| BENTON PEDIATRICS INC | | 187 | 18 | 9% | 205 |
| HERON POINTE HEALTH AND REHABILITATION | 1 | 203 | | | 204 |
| COMMUNITY HEALTH CENTERS OF PINELLAS, INC. | | 3 | 200 | 99% | 203 |
| CONSULATE HEALTH CARE OF WINTER HAVEN | | 203 | | | 203 |
| POLK COUNTY HEALTH DEPARTMENT | | 178 | 24 | 12% | 202 |
| VILLAGE DOCTORS FAMILY MEDICAL CENTER OF | | 167 | 35 | 17% | 202 |
| MEDRITE MEDICAL CARE, PC | 90 | 98 | 14 | 7% | 202 |
| VAMC WEST PALM LAB | | 5 | 196 | 98% | 201 |
| PARKLANDS FACILITY INC | 1 | 199 | 1 | 0% | 201 |
| Bay Breeze Senior Living and Rehabilitation Center | | 176 | 25 | 12% | 201 |
| MAIN STREET MEDICAL CENTER | | 9 | 192 | 96% | 201 |
| GATEWAY/ADVENT CENTRA CARE | | 13 | 188 | 94% | 201 |
| LYNN HAVEN SPORTS COMPLEX-WALKON CLINIC | | 18 | 183 | 91% | 201 |

COVID-19: testing by laboratory

Data through Dec 10, 2020 verified as of Dec 11, 2020 at 09:25 AM

Data in this report are provisional and subject to change.

The numbers in the table below represent the number of Florida and non-Florida residents for whom test results were received by the Department of Health. A person can be tested by more than one laboratory and can have both positive and negative results. **Therefore, the sum of the numbers in each column will be larger than the total number of people tested.**

| Reporting lab | Inconclusive | Negative | Positive | Percent positive | Total |
|---|--------------|----------|----------|------------------|-------|
| GOLDEN GATE FAMILY CLINIC | | 63 | 138 | 69% | 201 |
| ROSEN MEDICAL CENTER | | 182 | 18 | 9% | 200 |
| BOND URGENT CARE LLC | | 150 | 50 | 25% | 200 |
| HOMESTEAD VILLAGE | | 198 | 2 | 1% | 200 |
| PROTEUS MOLECULAR AND CLINICAL LAB | 1 | 144 | 55 | 28% | 200 |
| HEALTH FIRST - HOLMES REGIONAL MEDICAL CENTER | | 32 | 167 | 84% | 199 |
| Premier Place at The Glenview | | 193 | 6 | 3% | 199 |
| PEDIATRICS OF CENTRAL FLORIDA PA | 5 | 180 | 14 | 7% | 199 |
| Taylor Care Center | | 197 | 2 | 1% | 199 |
| PruittHealth Santa Rosa | | 195 | 4 | 2% | 199 |
| PATHGROUP LABS LLC | | 94 | 104 | 53% | 198 |
| CYPRESS COVE CARE CENTER | | 148 | 50 | 25% | 198 |
| EAST LAKE PEDIATRICS | | 153 | 45 | 23% | 198 |
| FULGENT GENETICS | 2 | 161 | 35 | 18% | 198 |
| LabCorp (Non-Interfaced) | 1 | 104 | 92 | 47% | 197 |
| PROJECT HEALTH, INC SUMTERVILLE | | 173 | 24 | 12% | 197 |
| LIFE CARE PONTE VEDRA INC | | 194 | 2 | 1% | 196 |
| LAKELAND REGIONAL HEALTH - PWC/OB | | 35 | 161 | 82% | 196 |
| KISSIMMEE FACILITY OPERATIONS LLC | | 189 | 6 | 3% | 195 |
| FAST TRACK URGENT CARE CENTER - CARROLLWOOD | | 1 | 194 | 99% | 195 |
| MANDARIN PEDIATRICS | | 182 | 11 | 6% | 193 |
| ORANGE COUNTY HEALTH DEPT | | 185 | 8 | 4% | 193 |
| TUSKAWILLA NURSING AND REHAB CENTER | 2 | 188 | 3 | 2% | 193 |
| SUWANNEE HEALTH AND REHABILITATION CENTER | | 190 | 2 | 1% | 192 |
| NORTH FLORIDA PEDIATRICS PA | | 172 | 20 | 10% | 192 |
| GRAND COURT TAMPA | | 191 | 1 | 1% | 192 |
| Governors Creek Health and Rehabilitation | 1 | 189 | 2 | 1% | 192 |
| FL HUD DESTIN, LLC D/B/A GRAND BOULEVARD HEALTH | | 180 | 12 | 6% | 192 |
| XYZ LABORATORY | 2 | 172 | 17 | 9% | 191 |
| FLORIDA CLINICAL LABORATORY-BIOREFERENCE LABORATORIES | | 63 | 128 | 67% | 191 |
| BOND AND STEELE CLINIC PA | | 77 | 114 | 60% | 191 |
| PALM GARDEN OF JACKSONVILLE | 2 | 183 | 5 | 3% | 190 |
| ARCPOINT LABS OF CORAL SPRINGS FL | | 170 | 20 | 11% | 190 |
| TIERRA PINES CENTER | | 183 | 7 | 4% | 190 |
| TGH | | 1 | 188 | 99% | 189 |
| Boynton Beach Rehabilitation Center | 1 | 186 | 1 | 1% | 188 |
| BREVARD HEALTH ALLIANCE | | 60 | 128 | 68% | 188 |
| HEALTH LINK DIAGNOSTIC LABORATORIES | | 182 | 5 | 3% | 187 |
| ROLLINS COLLEGE WELLNESS CENTER | | 49 | 137 | 74% | 186 |
| ST JAMES HEALTH AND REHABILITATION CENTER | | 182 | 4 | 2% | 186 |
| PLANTATION NURSING & REHAB CENTER | | 186 | | | 186 |
| MANOR OAKS NURSING & REHAB CENTER | | 184 | 1 | 1% | 185 |
| CLINICAL PATHOLOGY LABS | | 81 | 104 | 56% | 185 |
| MIDWAY SPECIATLY CARE CENTER | | 99 | 86 | 46% | 185 |
| ASAP LAB LLC | | 95 | 90 | 49% | 185 |
| ST. JAMES BAY HEALTH AND REHABILITATION CENTER | | 183 | 1 | 1% | 184 |
| MIAMI JEWISH HEALTH SYSTEMS, INC | 1 | 176 | 7 | 4% | 184 |

COVID-19: testing by laboratory

Data through Dec 10, 2020 verified as of Dec 11, 2020 at 09:25 AM

Data in this report are provisional and subject to change.

The numbers in the table below represent the number of Florida and non-Florida residents for whom test results were received by the Department of Health. A person can be tested by more than one laboratory and can have both positive and negative results. **Therefore, the sum of the numbers in each column will be larger than the total number of people tested.**

| Reporting lab | Inconclusive | Negative | Positive | Percent positive | Total |
|--|--------------|----------|----------|------------------|-------|
| NEO GENOMICS - FORT MYERS | 1 | 178 | 4 | 2% | 183 |
| MANORCARE HEALTH SERVICES - VENICE | | 145 | 38 | 21% | 183 |
| ABBOTT LABORATORIES | | 142 | 40 | 22% | 182 |
| NORTHEAST FLORIDA NEUROLOGY CLINICS, INC | | 159 | 23 | 13% | 182 |
| CONSULATE HEALTH CARE OF BAYONET POINT | 3 | 175 | 3 | 2% | 181 |
| PCB CLINIC | | 136 | 45 | 25% | 181 |
| LUTHERAN HAVEN | | 177 | 2 | 1% | 179 |
| CENTRA CARE – AZALEA PARK | | 98 | 81 | 45% | 179 |
| FAIR HAVENS CENTER, OPCO | | 175 | 3 | 2% | 178 |
| ELLENTON PEDIATRICS | | 162 | 15 | 8% | 177 |
| HEALTHY STEPS PEDIATRICS | | 158 | 19 | 11% | 177 |
| W FRANK WELLS NURSING HOME | | 159 | 17 | 10% | 176 |
| HEATHER HILL HEALTHCARE CENTER | | 166 | 10 | 6% | 176 |
| USA HEALTH UNIVERSITY HOSPITAL CLINICAL LABORATORY | 1 | 172 | 2 | 1% | 175 |
| BROOKDALE FORT MYERS CYPRESS LAKE | | 174 | 1 | 1% | 175 |
| DOCTORS MEMORIAL FAMILY MEDICINE | 2 | 117 | 55 | 32% | 174 |
| Consulate Health Care of St. Petersburg | | 174 | | | 174 |
| Glades West Rehabilitation and Nursing Center | | 173 | 1 | 1% | 174 |
| RULEME CENTER | 1 | 169 | 3 | 2% | 173 |
| CARRINGTON PLACE OF ST PETE LLC | | 172 | 1 | 1% | 173 |
| ADVENT HEALTH CENTRA CARE - DAYTONA BEACH | | 89 | 83 | 48% | 172 |
| Destin Healthcare and Rehabilitation Center | | 169 | 3 | 2% | 172 |
| PALM HARBOR PHARMACY | | 146 | 26 | 15% | 172 |
| CYPRESS VILLAGE | | 168 | 4 | 2% | 172 |
| HOPE HOSPICE AND COMMUNITY SERVICES INC | 3 | 165 | 3 | 2% | 171 |
| SABAL PALMS HEALTH AND REHAB | | 134 | 37 | 22% | 171 |
| NIGHT LITE PEDIATRICS WINTER GARDEN | | 144 | 27 | 16% | 171 |
| PALM GARDEN OF AVENTURA | | 171 | | | 171 |
| KETAMINE HEALTH CENTERS LLC | | 155 | 16 | 9% | 171 |
| UNIVERSITY OF TAMPA STUDENT HEALTH AND SHC CLINICAL LABORATORY | | 41 | 130 | 76% | 171 |
| ADVENT HEALTH CENTRA CARE - WESLEY CHAPEL | | 4 | 167 | 98% | 171 |
| BAPTIST HEALTH PRIMARY CARE | 1 | 133 | 36 | 21% | 170 |
| HARDEE COUNTY HEALTH DEPARTMENT | | 132 | 37 | 22% | 169 |
| BAY TREE CARE AND REHABILITATION CENTER | | 163 | 6 | 4% | 169 |
| PruittHealth Panama City | | 165 | 4 | 2% | 169 |
| SIGNATURE HEALTHCARE OF NORTH FLORIDA | | 167 | 2 | 1% | 169 |
| SIGNATURE HEALTHCARE AT THE COURTYARD | | 127 | 41 | 24% | 168 |
| ADVENT HEALTH CENTRA CARE - COLONIAL TOWN | | 121 | 47 | 28% | 168 |
| PANAMA CITY DEVELOPMENTAL CENTER☐ | | 168 | | | 168 |
| NADAL PEDIATRICS - VICTORIA STREET (3385) | | 141 | 26 | 16% | 167 |
| ORCHARD PARK HEALTH & REHABILITATION | | 167 | | | 167 |
| VITAS HEALTHCARE CORP OF CENTRAL FL | | 165 | 1 | 1% | 166 |
| MEDIPATH | | 4 | 160 | 98% | 164 |
| ADVENT HEALTH CENTRA CARE - OVIEDO | | 63 | 101 | 62% | 164 |
| MICHAEL A MIDDLETON MD PA☐ | | 159 | 5 | 3% | 164 |
| PALM GARDEN OF TAMPA | | 162 | 2 | 1% | 164 |
| FORT PIERCE HEALTH CARE | | 163 | | | 163 |

COVID-19: testing by laboratory

Data through Dec 10, 2020 verified as of Dec 11, 2020 at 09:25 AM

Data in this report are provisional and subject to change.

The numbers in the table below represent the number of Florida and non-Florida residents for whom test results were received by the Department of Health. A person can be tested by more than one laboratory and can have both positive and negative results. **Therefore, the sum of the numbers in each column will be larger than the total number of people tested.**

| Reporting lab | Inconclusive | Negative | Positive | Percent positive | Total |
|---|--------------|----------|----------|------------------|-------|
| BRADENTON HEALTH CARE | | 163 | | | 163 |
| TRI COUNTY NURSING HOME | | 161 | 1 | 1% | 162 |
| URGENT CARE OF THE PALM BEACHES, NORTH PALM BEACH | | | 162 | 100% | 162 |
| WOMEN'S CARE FLORIDA LABORATORY | | 157 | 5 | 3% | 162 |
| ST. CLOUD REGIONAL MEDICAL CENTER | | 155 | 7 | 4% | 162 |
| CLARIDGE HOUSE NURSING CENTER | | 153 | 9 | 6% | 162 |
| READY RESPONDERS FLORIDA, PLLC | | 140 | 21 | 13% | 161 |
| NSPIRE HEALTHCARE LAUDERHILL | | 158 | 3 | 2% | 161 |
| BROOKSVILLE HEALTHCARE CENTER LLC | | 160 | 1 | 1% | 161 |
| BLUE MED CONSULTANTS | | 155 | 5 | 3% | 160 |
| GREENBRIAR REHABILITATION AND NURSING CENTER | 1 | 159 | | | 160 |
| KEYSTONE REHAB | | 160 | | | 160 |
| EPN URGENT CARE | | 43 | 116 | 73% | 159 |
| WUESTHOFF REF LABORATORY | | | 158 | 100% | 158 |
| ARCHER HEALTH VENTURES, LLC | | 156 | 1 | 1% | 157 |
| AZALEA TRACE | | 151 | 6 | 4% | 157 |
| STARKE FAMILY MEDICAL CENTER | | 132 | 24 | 15% | 156 |
| FLORIDA DEPARTMENT OF HEALTH | | 134 | 21 | 14% | 155 |
| TIMBERRIDGE NURSING HOME & REHAB | | 123 | 32 | 21% | 155 |
| PRUITT HEALTH | | 153 | 2 | 1% | 155 |
| COCOA BEACH/ADVENT CENTRA | | 41 | 114 | 74% | 155 |
| TALLAHASSEE NHHI LLC | | 153 | 1 | 1% | 154 |
| HOSPITAL FOR SPECIAL SURGERY | | 153 | 1 | 1% | 154 |
| Chatsworth at PGA National, LLC | | 152 | 2 | 1% | 154 |
| The Inn at Sarasota Bay Club | | 151 | 2 | 1% | 153 |
| PALMETTTO FACILITY INC | 1 | 152 | | | 153 |
| GOOD SAMARITAN SOCIETY-DAYTONA | | 152 | 1 | 1% | 153 |
| VETERANS AFFAIRS MEDICAL CENTER - MIAMI | | | 152 | 100% | 152 |
| The Palace Nursing and Rehabilitation Center | | 152 | | | 152 |
| PALM GARDEN OF CLEARWATER | | 147 | 5 | 3% | 152 |
| CONSULATE HEALTH CARE OF MELBOURNE | | 151 | | | 151 |
| PALM GARDEN OF WEST PALM BEACH | | 138 | 13 | 9% | 151 |
| PHYSICIANS PRIMARY CARE LAB | | 121 | 30 | 20% | 151 |
| DIAMOND RIDGE | | 147 | 3 | 2% | 150 |
| BAYVIEW CENTER | | 149 | 1 | 1% | 150 |
| PRECISION HEALTH RESOURCES, LLC | 1 | 133 | 15 | 10% | 149 |
| FAWCETT MEMORIAL HOSPITAL-LAB | | 39 | 110 | 74% | 149 |
| BEAR CREEK NURSING CENTER | | 147 | 1 | 1% | 148 |
| CITRUS HEALTH AND REHAB | | 128 | 19 | 13% | 147 |
| Life Care Center of Punta Gorda | 1 | 142 | 4 | 3% | 147 |
| DIAMOND RIDGE HEALTH AND REHABILITATION | | 139 | 8 | 5% | 147 |
| FAMILY HEALTH CENTERS OF SWF LABS | 1 | 124 | 22 | 15% | 147 |
| ELMHURST HOSPITAL CENTER | 1 | 140 | 5 | 3% | 146 |
| ADVENT HEALTH CENTRA CARE - ST. CLOUD | | 131 | 15 | 10% | 146 |
| Bayside Care Center | 1 | 140 | 5 | 3% | 146 |
| ADVENT HEALTH CENTRA CARE - CARROLLWOOD | | 2 | 143 | 99% | 145 |
| DAVID SCOTT MADWAR MD PA | | 133 | 12 | 8% | 145 |

COVID-19: testing by laboratory

Data through Dec 10, 2020 verified as of Dec 11, 2020 at 09:25 AM

Data in this report are provisional and subject to change.

The numbers in the table below represent the number of Florida and non-Florida residents for whom test results were received by the Department of Health. A person can be tested by more than one laboratory and can have both positive and negative results. **Therefore, the sum of the numbers in each column will be larger than the total number of people tested.**

| Reporting lab | Inconclusive | Negative | Positive | Percent positive | Total |
|--|--------------|----------|----------|------------------|-------|
| AVENTURA REHAB AND NURSING CENTER | | 145 | | | 145 |
| ARCPPOINT LABS OF ST PETERSBURG | | 108 | 35 | 24% | 143 |
| COMMUNITY HEALTH AND REHABILITATION CENTER | | 136 | 7 | 5% | 143 |
| CARENOW | 2 | 85 | 56 | 39% | 143 |
| BAYA POINTE NURSING AND REHABILITATION | | 61 | 82 | 57% | 143 |
| PEDIATRIC HEALTH CARE ALLIANCE, PA | | 130 | 12 | 8% | 142 |
| SILVERCREST HEALTH AND REHABILITATION CENTER | 3 | 133 | 5 | 4% | 141 |
| ENGLEWOOD HEALTHCARE AND REHABILITATION CENTER | | 141 | | | 141 |
| EDGEWOOD NURSING CENTER | | 139 | 2 | 1% | 141 |
| CAPE CANAVERAL HOSPITAL | | 23 | 118 | 84% | 141 |
| EDGEWATER AT WATERMAN VILLAGE,THE | | 139 | 1 | 1% | 140 |
| TERRACES OF LAKE WORTH CARE CENTER□ | | 139 | | | 139 |
| PADDOCK RIDGE | | 137 | 1 | 1% | 138 |
| AMERICAN PATHOLOGY PARTNERS | | 136 | 2 | 1% | 138 |
| SARNO EXTENDED HOURS | | 95 | 42 | 31% | 137 |
| BAYFRONT HEALTH MEDICAL GROUP | | 106 | 31 | 23% | 137 |
| PPC-LAB EDI ORCHARD BI | | 129 | 8 | 6% | 137 |
| MANOR AT BLUEWATER BAY | | 131 | 6 | 4% | 137 |
| ORLANDO HEALTH EMERGENCY DEPARTMENT | | 128 | 8 | 6% | 136 |
| VENICE REGIONAL BAYFRONT HEALTH (PULMONARY) | | 126 | 10 | 7% | 136 |
| BUFFALO CROSSING HEALTHCARE & REHABILITATION CTR | | 132 | 4 | 3% | 136 |
| OCALA FAMILY MEDICAL CENTER INC | 1 | 108 | 27 | 20% | 136 |
| ASTON GARDENS AT PELICAN MARSH | | 134 | 2 | 1% | 136 |
| Heritage Healthcare at Tallahassee | | 135 | 1 | 1% | 136 |
| VRL EUROFINs | | 133 | 2 | 1% | 135 |
| IRL MARKET LAB ALACHUA | | 104 | 31 | 23% | 135 |
| LAB CORP | 1 | 86 | 48 | 36% | 135 |
| PALM BEACH COUNTY HEALTH DEPT LAB | 1 | 131 | 2 | 1% | 134 |
| AFC URGENT CARE CLEARWATER | | 81 | 53 | 40% | 134 |
| OAKBROOK HEALTH AND REHABILITATION CENTER | 1 | 132 | | | 133 |
| ARBOR FACILITY INC | | 133 | | | 133 |
| UNITED CLINICAL LABORATORIES | | 124 | 9 | 7% | 133 |
| Parkview Rehabilitation Center at Winter Park | | 130 | 3 | 2% | 133 |
| PALM BAY HOSPITAL | | 3 | 130 | 98% | 133 |
| ADVENT HEALTH CENTRA CARE - DELAND | | 28 | 105 | 79% | 133 |
| PORT ST LUCIE REHABILITATION AND HEALTHCARE | | 98 | 35 | 26% | 133 |
| LABORATORY OF FLORIDA | | 83 | 50 | 38% | 133 |
| PERSONALIZED GENETIC TESTING | | 46 | 87 | 65% | 133 |
| THE REHABILITATION CENTER OF LAKE CITY | | 127 | 5 | 4% | 132 |
| EAST LAKE PEDIATRICS PA | | 124 | 8 | 6% | 132 |
| FORT WALTON REHABILITATION CENTER | | 95 | 37 | 28% | 132 |
| CAYUGA MEDICAL CENTER AT ITHACA | | 129 | 3 | 2% | 132 |
| Consulate Healthcare of West Palm Beach | | 125 | 7 | 5% | 132 |
| LONGWOOD HEALTH AND REHABILITATION CENTER | | 125 | 6 | 5% | 131 |
| INTEGRATED REGIONAL LABORATORIES | | 119 | 12 | 9% | 131 |
| ALLSOUTH URGENT CARE | | | 131 | 100% | 131 |
| ROSECASTLE OF ZEPHRHILLS | | 129 | 2 | 2% | 131 |

COVID-19: testing by laboratory

Data through Dec 10, 2020 verified as of Dec 11, 2020 at 09:25 AM

Data in this report are provisional and subject to change.

The numbers in the table below represent the number of Florida and non-Florida residents for whom test results were received by the Department of Health. A person can be tested by more than one laboratory and can have both positive and negative results. **Therefore, the sum of the numbers in each column will be larger than the total number of people tested.**

| Reporting lab | Inconclusive | Negative | Positive | Percent positive | Total |
|--|--------------|----------|----------|------------------|-------|
| Consulate Health Care of North Fort Myers | | 127 | 4 | 3% | 131 |
| DXTERITY DIAGNOSTICS | 1 | 127 | 3 | 2% | 131 |
| J AND G MEDICAL GROUP LLC | | 113 | 17 | 13% | 130 |
| Nspire Health Care Kendall | | 124 | 6 | 5% | 130 |
| AMERICAN FINNISH NURSING HOME | 1 | 127 | 2 | 2% | 130 |
| Rehabilitation Center for Park Place LLC | | 127 | 2 | 2% | 129 |
| GENE BY GENE | | 61 | 68 | 53% | 129 |
| BMHSI-AEL MICROBIOLOGY LABORATORY | 2 | 102 | 25 | 19% | 129 |
| CENTRACARE | | 17 | 112 | 87% | 129 |
| FLAGLER COUNTY HEALTH DEPARTMENT | | 113 | 16 | 12% | 129 |
| CORAL REEF NURSING & REHAB CENTER | | 129 | | | 129 |
| SILVER CREEK SENIOR LIVING COMMUNITY | | 128 | | | 128 |
| DELTONA HEALTH CARE | | 110 | 18 | 14% | 128 |
| AFC URGENT CARE TYRONE | | 2 | 126 | 98% | 128 |
| ALL SEASONS NAPLES LLC | | 127 | | | 127 |
| HUNT CLUB PEDIATRIC ASSOCIATES, P.A. | | 106 | 21 | 17% | 127 |
| MILLENNIUM LAB SERVICES | | | 127 | 100% | 127 |
| REFUAH HEALTH CENTER LABORATORY | | 124 | 3 | 2% | 127 |
| SEA BREEZE REHAB AND NURSING CENTER | | 124 | 2 | 2% | 126 |
| GOOD SAMARITAN SOCIETY OF DELAND | | 123 | 3 | 2% | 126 |
| FLORIDA DEPARTMENT OF HEALTH IN POLK COUNTY | | 104 | 21 | 17% | 125 |
| ADVENT HEALTH CENTRA CARE - LONGWOOD | | 22 | 103 | 82% | 125 |
| UCC - WELLINGTON | | | 124 | 100% | 124 |
| FLORIDA DEPARTMENT OF HEALTH CLAY COUNTY | | 83 | 41 | 33% | 124 |
| MACTOWN, INC | | 124 | | | 124 |
| AFC URGENT CARE SEMINOLE | | | 124 | 100% | 124 |
| MATHISON RETIREMENT COMMUNITY, INC | | 123 | 1 | 1% | 124 |
| GENETWORKX | | 17 | 107 | 86% | 124 |
| THE CLUB AND REHABILITATION CENTER | | 123 | 1 | 1% | 124 |
| NCRNC INC | | 121 | 2 | 2% | 123 |
| ADVENT HEALTH - ORLANDO | | 107 | 16 | 13% | 123 |
| LOOP PEDIATRICS PA | | 109 | 14 | 11% | 123 |
| LIFE CARE CENTER OF ALTAMONTE SPRINGS | | 102 | 21 | 17% | 123 |
| REHABILITATION CENTER OF LAKE CITY, TH | | 119 | 4 | 3% | 123 |
| PALM GARDEN OF WINTER HAVEN | | 108 | 14 | 11% | 122 |
| MINUTECLINIC LLC # 3579 | | 105 | 17 | 14% | 122 |
| AFC URGENT CARE FAMILY CARE | | | 122 | 100% | 122 |
| AMERICAN RESEARCH LABS | | 7 | 115 | 94% | 122 |
| CARENOW URGENT CARE – FORT PIERCE | | 100 | 21 | 17% | 121 |
| SABAL DIRECT PRIMARY CARE, PA | | 104 | 17 | 14% | 121 |
| ST CATHERINE'S WEST REHABILITATION HOSPITAL | | 120 | 1 | 1% | 121 |
| GRAVITY DIAGNOSTICS, LLC | | 35 | 86 | 71% | 121 |
| Emory L Bennett State Veterans Nursing Home | | 119 | 2 | 2% | 121 |
| PARKVIEW HEALTH | | 121 | | | 121 |
| FHMG-FLORIDA HOSPITAL MEDICAL GROUP | | 101 | 19 | 16% | 120 |
| TARPON POINT NURSING AND REHABILITATION CENTER | | 120 | | | 120 |
| ADVENTHEALTH MEDICAL GROUP PROMPT CARE | | 97 | 23 | 19% | 120 |

COVID-19: testing by laboratory

Data through Dec 10, 2020 verified as of Dec 11, 2020 at 09:25 AM

Data in this report are provisional and subject to change.

The numbers in the table below represent the number of Florida and non-Florida residents for whom test results were received by the Department of Health. A person can be tested by more than one laboratory and can have both positive and negative results. **Therefore, the sum of the numbers in each column will be larger than the total number of people tested.**

| Reporting lab | Inconclusive | Negative | Positive | Percent positive | Total |
|--|--------------|----------|----------|------------------|-------|
| TRI-COUNTY NURSING HOME | | 114 | 6 | 5% | 120 |
| GESSLER CLINIC PA | | 98 | 22 | 18% | 120 |
| COLOR GENOMICS, INC. | 1 | 117 | 2 | 2% | 120 |
| ADVANCED MEDICAL CENTER | | 86 | 34 | 28% | 120 |
| BAYSIDE HEALTH AND REHABILITATION CENTER | | 119 | | | 119 |
| TRINITY REGIONAL REHAB CENTER | | 117 | 2 | 2% | 119 |
| MATHISON RETIREMENT COMMUNITY | | 114 | 4 | 3% | 118 |
| Sunset Point Center | | 117 | 1 | 1% | 118 |
| SERENADES IN THE VILLAGES | | 105 | 13 | 11% | 118 |
| PEDIATRICS IN BREVARD PA | | 111 | 7 | 6% | 118 |
| REGENCY CARE OF BLOUNTSTOWN LLC | | 113 | 5 | 4% | 118 |
| SERANADES BY SONATA WEST ORANGE | | 105 | 12 | 10% | 117 |
| MINUTECLINIC LLC #5214 | | 110 | 7 | 6% | 117 |
| NEIGHBORHOOD MEDICAL CENTER | | 112 | 5 | 4% | 117 |
| MEDICAL CENTER CLINIC-IMMEDIATE CARE | 1 | 97 | 19 | 16% | 117 |
| TRENTON MEDICAL CENTER INC DBA PALMS MEDICAL GROUP | 2 | 95 | 19 | 16% | 116 |
| FLORIDA KEYS PEDIATRICS & ADOLESCENT CENTER | | 111 | 4 | 3% | 115 |
| MINUTECLINIC LLC # 0514 | | 108 | 7 | 6% | 115 |
| CANTERFIELD OF OCALA, LLC | | 112 | 2 | 2% | 114 |
| Timberridge Center for Rehabilitation and Healing | | 91 | 23 | 20% | 114 |
| ARTHREX MEDICAL CENTER | | 45 | 69 | 61% | 114 |
| POINT WASHINGTON MEDICAL CLINIC | | 1 | 112 | 99% | 113 |
| JACKSON PLAZA NURSING & REHAB CENTER | | 112 | 1 | 1% | 113 |
| SUWANNEE VALLEY NURSING CENTER | | 111 | 2 | 2% | 113 |
| MINUTECLINIC LLC #3662 | | 106 | 7 | 6% | 113 |
| LITTLE PINE PEDIATRICS | | 83 | 30 | 27% | 113 |
| PROVIDENCE HOSPITAL LABORATORY | | 107 | 5 | 4% | 112 |
| COQUINA CENTER | | 111 | 1 | 1% | 112 |
| ACCURATE DIAGNOSTIC LABS, INC | | 109 | 3 | 3% | 112 |
| ALLIED HEALTH FORT PIERCE | | 112 | | | 112 |
| COASTAL HEALTH AND REHAB | | 110 | 2 | 2% | 112 |
| FLORIDA HEALTH CARE PLAN INC | | 2 | 109 | 98% | 111 |
| NORTH PINELLAS STATMED QUICK QUALITY CLINICS | | 39 | 72 | 65% | 111 |
| INTELEX LABS, LLC | | 111 | | | 111 |
| LabCorp L#09258090 M#09258105 | | 71 | 40 | 36% | 111 |
| PROVISTA DIAGNOSTICS, INC | | 109 | 1 | 1% | 110 |
| AMBULATORY SURGERY CENTER OF BOCA RATON LTD | | 109 | 1 | 1% | 110 |
| CENTRA CARE - HUNTER'S CREEK | | 52 | 58 | 53% | 110 |
| NATIONS BEST FAMILY HEALTH CARE | | 60 | 50 | 45% | 110 |
| MINUTE CLINIC LLC | | 94 | 16 | 15% | 110 |
| Solaris Healthcare Daytona | 1 | 108 | | | 109 |
| SOLARIS HEALTHCARE MERRITT ISLAND | | 96 | 13 | 12% | 109 |
| BAYFRONT HEALTH ER PINELLAS PARK | 1 | 71 | 37 | 34% | 109 |
| NORTH FL SOUTH GA HCS-MALCOM RANDALL VAMC | | | 109 | 100% | 109 |
| HILLSBOROUGH COUNTY DEVELOPMENTAL CTR | 1 | 108 | | | 109 |
| MOBILE INFIRMARY MED CENTER PATH LAB | | 98 | 11 | 10% | 109 |
| ADVENT HEALTH CENTRA CARE | | 8 | 100 | 93% | 108 |

COVID-19: testing by laboratory

Data through Dec 10, 2020 verified as of Dec 11, 2020 at 09:25 AM

Data in this report are provisional and subject to change.

The numbers in the table below represent the number of Florida and non-Florida residents for whom test results were received by the Department of Health. A person can be tested by more than one laboratory and can have both positive and negative results. **Therefore, the sum of the numbers in each column will be larger than the total number of people tested.**

| Reporting lab | Inconclusive | Negative | Positive | Percent positive | Total |
|---|--------------|----------|----------|------------------|-------|
| CHARTER SENIOR LIVING OF PANAMA CITY BEACH | | 93 | 15 | 14% | 108 |
| ADVENT HEALTH CENTRA CARE - AZALEA PARK | | 91 | 17 | 16% | 108 |
| ISLAND HEALTH AND REHABILITATION CENTER | | 108 | | | 108 |
| MEYER PEDIATRICS | | 96 | 12 | 11% | 108 |
| GRAVITY DIAGNOSTICS | | 42 | 66 | 61% | 108 |
| NORTH FLORIDA PEDIATRICS - MARIANNA | | 79 | 29 | 27% | 108 |
| TUSCAN GARDENS OF VENETIA MANAGEMENT COMPANY | | 106 | 1 | 1% | 107 |
| DOCTOR'S IN HOUSE LABORATORY | | 13 | 94 | 88% | 107 |
| EVANS HEALTH CARE | | 104 | 2 | 2% | 106 |
| HEART OF FLORIDA REGIONAL MED CTR | | 35 | 71 | 67% | 106 |
| MEADOWCREST FAMILY PHYSICIANS | | 78 | 28 | 26% | 106 |
| Gulf Coast Healthcare (Longwood Health and Rehab | | 106 | | | 106 |
| FIRST CHOICE PEDIATRICS | | 83 | 23 | 22% | 106 |
| MINUTECLINIC DIAGNOSTIC OF RHODE ISLAND, LLC #729 | | 102 | 4 | 4% | 106 |
| RIVERS FAMILY MEDICINE PA | | 91 | 15 | 14% | 106 |
| PALM GARDEN OF ORLANDO | | 103 | 3 | 3% | 106 |
| Whispering Oaks | 5 | 97 | 4 | 4% | 106 |
| SHOAL CREEK REHABILITATION CENTER | | 71 | 35 | 33% | 106 |
| GRAND OAKS HEALTH & REHABILITATION | | 106 | | | 106 |
| ADVENT HEALTH CENTRA CARE - WINTER HAVEN | | 30 | 75 | 71% | 105 |
| GLADES HEALTH CARE CENTER | | 104 | 1 | 1% | 105 |
| HIALEAH SHORES NURSING AND REHAB CENTER | | 98 | 7 | 7% | 105 |
| MINUTECLINIC LLC #1055 | | 83 | 22 | 21% | 105 |
| ATLANTIC SHORES NURSING AND REHAB CENTER | | 103 | 1 | 1% | 104 |
| LAKESIDE NEUROLOGIC | | 100 | 4 | 4% | 104 |
| SEMINOLE NURSING PAVILION | | 97 | 7 | 7% | 104 |
| GOLD CHOICE SENIOR COMMUNITIES | | 75 | 29 | 28% | 104 |
| BAY VIEW HEALTHCARE | | 85 | 19 | 18% | 104 |
| ADVENT HEALTH CENTRA CARE - BRANDON | | 29 | 75 | 72% | 104 |
| PRIMECARE OF DOTHAN | | 71 | 33 | 32% | 104 |
| LASER & SURGERY CENTER OF THE PALM BEACHES□ | | 104 | | | 104 |
| BOCA GRANDE HEALTH CLINIC | | 101 | 3 | 3% | 104 |
| AFC URGENT CARE | | 44 | 59 | 57% | 103 |
| ADVENT HEALTH CENTRA CARE - SANFORD | | 28 | 75 | 73% | 103 |
| MINUTECLINIC LLC #7887 | | 95 | 8 | 8% | 103 |
| UNIVERSITY MEDICAL CENTER SUITES | | 90 | 12 | 12% | 102 |
| MINUTECLINIC LLC # 3686 | | 92 | 10 | 10% | 102 |
| MINUTECLINIC LLC #1771 | | 90 | 11 | 11% | 101 |
| SUNFLOWER SPRINGS ASSISTED LIVING | | 97 | 3 | 3% | 100 |
| WOODBRIIDGE FACILITY INC | | 99 | 1 | 1% | 100 |
| Consulate Health Care of Port Charlotte | | 98 | 2 | 2% | 100 |
| Bayside Health and Rehabilitation | | 99 | 1 | 1% | 100 |
| WIMAUMA COMMUNITY HEALTH CENTER | | 80 | 20 | 20% | 100 |
| ARCADIA HEALTH AND REHABILITATION CENTER | | 99 | | | 99 |
| DIGNITY HEALING, LLC | | 97 | 2 | 2% | 99 |
| LONGWOOD FAMILY PRACTICE | | 81 | 18 | 18% | 99 |
| FLORIDA COMMUNITY HEALTH CENTERS INC | | | 98 | 100% | 98 |

COVID-19: testing by laboratory

Data through Dec 10, 2020 verified as of Dec 11, 2020 at 09:25 AM

Data in this report are provisional and subject to change.

The numbers in the table below represent the number of Florida and non-Florida residents for whom test results were received by the Department of Health. A person can be tested by more than one laboratory and can have both positive and negative results. **Therefore, the sum of the numbers in each column will be larger than the total number of people tested.**

| Reporting lab | Inconclusive | Negative | Positive | Percent positive | Total |
|--|--------------|----------|----------|------------------|-------|
| LPG COCONUT POINT | | 84 | 14 | 14% | 98 |
| CENTRAL FLORIDA HEALTH CARE | | 46 | 52 | 53% | 98 |
| PLAZA OF HALLANDALE BEACH | | 98 | | | 98 |
| PAVILION FOR HEALTHCARE, THE | | 97 | | | 97 |
| NEW YORK CITY DEPARTMENT OF HEALTH & MENTAL | | 89 | 8 | 8% | 97 |
| CHATHAM GLEN HEALTHCARE AND REHABILITATION CENTER | | 95 | 2 | 2% | 97 |
| HEALTH CENTERS AT BRENTWOOD | | 96 | 1 | 1% | 97 |
| HALIFAX MEDICAL CENTER-PORT ORANGE LAB | | 85 | 12 | 12% | 97 |
| DBI HEALTH INC | | 95 | 2 | 2% | 97 |
| PEDIATRIC ASSOCIATES ORLANDO | | 82 | 14 | 15% | 96 |
| WESLEY HAVEN VILLA | 1 | 92 | 3 | 3% | 96 |
| FELLOWSHIP HOME AT THE FAIRWAY LLC | | 96 | | | 96 |
| MINUTECLINIC LLC #4987 | | 84 | 12 | 13% | 96 |
| SAINTS 120 LLC | 1 | 95 | | | 96 |
| PHYSICIANS REGIONAL CLINIC | | 82 | 14 | 15% | 96 |
| BAYSHORE MEMORY CARE | | 96 | | | 96 |
| ADVENT HEALTH CENTRA CARE - KISSIMMEE | | 61 | 34 | 36% | 95 |
| GLOBAL CENTRAL LABS AT PPD | 2 | 87 | 6 | 6% | 95 |
| ARDEN COURTS OF LARGO FL, LLC | | 92 | 3 | 3% | 95 |
| Fernandina Beach Rehabilitation and Nursing Center | | 95 | | | 95 |
| MINUTECLINIC LLC #7173 | | 90 | 5 | 5% | 95 |
| THE TERRACE OF KISSIMMEE | | 80 | 15 | 16% | 95 |
| VISTA MANOR | | 92 | 3 | 3% | 95 |
| OSPREY VILLAGE AT AMELIA ISLAND LTD | | 92 | 3 | 3% | 95 |
| DEPARTMENT OF HEALTH & HUMAN SERVICES | | 94 | | | 94 |
| DIAGNOSTIC SOLUTIONS | | 3 | 91 | 97% | 94 |
| SOLARIS HEALTHCARE OSCEOLA | | 91 | 3 | 3% | 94 |
| SOUTH BALDWIN REGIONAL MEDICAL CENTER | | 90 | 4 | 4% | 94 |
| EVENT MED SERVICES LABORATORY | | 94 | | | 94 |
| HENDRY REGIONAL MEDICAL CENTER CLINICAL LABORATORY | | 78 | 15 | 16% | 93 |
| MINUTECLINIC LLC #3635 | | 88 | 5 | 5% | 93 |
| MANOR CARE OF NAPLES FL LLC | | 93 | | | 93 |
| MINUTECLINIC LLC #3671 | | 80 | 13 | 14% | 93 |
| FHMG FLORIDA HOSPITAL MEDICAL GROUP | | 77 | 15 | 16% | 92 |
| SUN COUNTRY PEDIATRICS PLLC | 6 | 80 | 6 | 7% | 92 |
| VILLAGE DOCTORS OF KEYSTONE | | 76 | 16 | 17% | 92 |
| DEVANSH LAB WERKS INC | | 77 | 15 | 16% | 92 |
| UNIVERSITY OF MIAMI | | 1 | 90 | 99% | 91 |
| TUSCAN GARDENS OF PALM COAST | | 90 | 1 | 1% | 91 |
| Solaris HealthCare Imperial | | 88 | 3 | 3% | 91 |
| MONTEFIORE MEDICAL CENTER LABORATORIES - MOSES | | 84 | 7 | 8% | 91 |
| FLORIDA HEALTH CARE PLANS | | | 91 | 100% | 91 |
| SEMINOLE COUNTY HEALTH DEPARTMENT | | 73 | 18 | 20% | 91 |
| INN AT ASTON GARDENS, THE | | 90 | 1 | 1% | 91 |
| AVECINA MOBILE | | 83 | 8 | 9% | 91 |
| MINUTECLINIC LLC #1821 | | 83 | 7 | 8% | 90 |
| AYERS HEALTH & REHABILITATION CENTER | | 90 | | | 90 |

COVID-19: testing by laboratory

Data through Dec 10, 2020 verified as of Dec 11, 2020 at 09:25 AM

Data in this report are provisional and subject to change.

The numbers in the table below represent the number of Florida and non-Florida residents for whom test results were received by the Department of Health. A person can be tested by more than one laboratory and can have both positive and negative results. **Therefore, the sum of the numbers in each column will be larger than the total number of people tested.**

| Reporting lab | Inconclusive | Negative | Positive | Percent positive | Total |
|---|--------------|----------|----------|------------------|-------|
| ADVENT HEALTH CENTRA CARE - TEMPLE TERRACE | | 38 | 52 | 58% | 90 |
| MINUTECLINIC LLC #476 | | 78 | 12 | 13% | 90 |
| OCEAN REEF MEDICAL CENTER | | 74 | 16 | 18% | 90 |
| GEORGIA DEPARTMENT OF PUBLIC HEALTH | | 1 | 89 | 99% | 90 |
| EXOSOME DIAGNOSTICS | | 85 | 5 | 6% | 90 |
| MINUTECLINIC, LLC (CLINIC 10699) | | 77 | 12 | 13% | 89 |
| ADVENT HEALTH CENTRA CARE - WATERMAN | | 78 | 11 | 12% | 89 |
| FINLAY CLINICAL LABORATORY | | 28 | 61 | 69% | 89 |
| HOLY CROSS HOSPITAL | | 12 | 77 | 87% | 89 |
| CHILDRENS MEDICAL ASSOCIATION | | 81 | 8 | 9% | 89 |
| JEFFERY WEINZWEIG | | 2 | 87 | 98% | 89 |
| PREMIER URGENT CARE OF BREVARD | | 2 | 87 | 98% | 89 |
| GOVERNOR'S CREEK HEALTH & REHABILITATION | | 87 | 1 | 1% | 88 |
| AVERO DIAGNOSTICS | | 64 | 24 | 27% | 88 |
| YOUR FAMILY WALK-IN CLINIC | | | 88 | 100% | 88 |
| WESTCHESTER MEDICAL CENTER | | 87 | 1 | 1% | 88 |
| ADVENT HEALTH CENTRA CARE - CITRUS PARK | | 8 | 80 | 91% | 88 |
| TIFFANY HALL NURSING AND REHAB CENTER | | 87 | | | 87 |
| TRADITION MEDICAL CENTER LABORATORY | | 48 | 39 | 45% | 87 |
| PEDIATRICS OF GREATER ORLANDO | | 77 | 10 | 11% | 87 |
| FINLAY CLINICAL LABORATORY INC | | 28 | 59 | 68% | 87 |
| PACIFIC ANALYTICS | | | 87 | 100% | 87 |
| BRANDON HEALTH AND REHABILITATION CENTER | 1 | 85 | 1 | 1% | 87 |
| LIFE CARE CENTER OF WINTER HAVEN | | 75 | 12 | 14% | 87 |
| DOCTORS MEMORIAL HOSPITAL | | 32 | 55 | 63% | 87 |
| Solaris Healthcare Lake Bennet | | 77 | 10 | 11% | 87 |
| ABBIEJEAN RUSSELL CARE CENTER | | 87 | | | 87 |
| MV MEDICAL PRACTICE DBA PRIMARY URGENT CARE | | 83 | 3 | 3% | 86 |
| PIONEER CLINICAL LAB, LLC | | 73 | 13 | 15% | 86 |
| DAYSPRING VILLAGE | | 85 | 1 | 1% | 86 |
| SMILEY MEDICAL GROUP | | 59 | 27 | 31% | 86 |
| HEARTLAND PEDIATRICS OF LAKE WALES | | 79 | 7 | 8% | 86 |
| WHITE PLAINS HOSPITAL CENTER LAB | | 86 | | | 86 |
| ASSOCIATESMD MEDICAL GROUP INC | | 71 | 15 | 17% | 86 |
| 24/7 PEDIATRIC CARE CENTERS INC | | 82 | 3 | 4% | 85 |
| SOLARIS HEALTHCARE LAKE CITY | | 52 | 33 | 39% | 85 |
| JACKSONVILLE KIDS PEDIATRICS, PLLC | | 73 | 12 | 14% | 85 |
| NAVY HOSPITAL | | | 85 | 100% | 85 |
| W. FRANK WELLS NURSING HOME | | 84 | 1 | 1% | 85 |
| SURREY PLACE CARE CENTER | | 80 | 5 | 6% | 85 |
| FIRST CHOICE PEDIATRICS SEMORAN | | 68 | 17 | 20% | 85 |
| KALEIDA HEALTH CENTER FOR LABORATORY | | 80 | 5 | 6% | 85 |
| WEDGEWOOD HEALTHCARE CENTER | | 82 | 3 | 4% | 85 |
| PINES OF SARASOTA GARDEN | | 84 | | | 84 |
| FREEDOM INN AT TARPON SPRINGS | | 81 | 3 | 4% | 84 |
| FAST TRACK URGENT CARE CENTER - RIVERVIEW | | | 84 | 100% | 84 |
| CRONOS CLINICAL LABORATORY | 2 | 80 | 2 | 2% | 84 |

COVID-19: testing by laboratory

Data through Dec 10, 2020 verified as of Dec 11, 2020 at 09:25 AM

Data in this report are provisional and subject to change.

The numbers in the table below represent the number of Florida and non-Florida residents for whom test results were received by the Department of Health. A person can be tested by more than one laboratory and can have both positive and negative results. **Therefore, the sum of the numbers in each column will be larger than the total number of people tested.**

| Reporting lab | Inconclusive | Negative | Positive | Percent positive | Total |
|---|--------------|----------|----------|------------------|-------|
| QUICK CARE MED | | 62 | 22 | 26% | 84 |
| HURLBURT FIELD CLINIC | | 39 | 44 | 53% | 83 |
| DAIRY ROAD URGENT CARE | | 54 | 29 | 35% | 83 |
| ADVENT HEALTH CENTRA CARE - ORANGE CITY | | 14 | 69 | 83% | 83 |
| ADVENT HEALTH CENTRA CARE - SOUTH ORANGE | | 69 | 14 | 17% | 83 |
| FG RAPID RESULTS | 1 | 48 | 34 | 41% | 83 |
| ARBOR TRAIL | | 77 | 5 | 6% | 82 |
| ANCIENT CITY PEDIATRICS | | 80 | 2 | 2% | 82 |
| THE PAVILION FOR HEALTH CARE | | 72 | 10 | 12% | 82 |
| LAB | | 29 | 53 | 65% | 82 |
| HERON CLUB AT PRESTANCIA | | 80 | 2 | 2% | 82 |
| BOCA RATON REHABILITATION CENTER | | 79 | 3 | 4% | 82 |
| EXPRESS URGENT CARE LLC | | 1 | 81 | 99% | 82 |
| DISCOVERY VILLAGE AT NAPLES | | 82 | | | 82 |
| FAST TRACK URGENT CARE CENTER - WESTCHASE | | | 82 | 100% | 82 |
| KEYS MEDICAL GROUP | | | 81 | 100% | 81 |
| OAKS OF KISSIMMEE HEALTH AND REHABILITATION CENTER | | 81 | | | 81 |
| ADVENT HEALTH - PALM HARBOR ER | | 64 | 17 | 21% | 81 |
| PARAMOUNT URGENT CARE INC | | 41 | 40 | 49% | 81 |
| MIAMI SHORES NURSING & REHAB | | 81 | | | 81 |
| Solaris Healthcare Coconut Creek | | 79 | 2 | 2% | 81 |
| FIRST CHOICE PRIMARY CARE | | 61 | 20 | 25% | 81 |
| CLYDE E LASSEN STATE VETERANS NURSING HOME | | 56 | 24 | 30% | 80 |
| HEALTH CARE DISTRICT OF PALM BEACH COUNTY MAIN OFFICE | 1 | 9 | 70 | 88% | 80 |
| JACKSONVILLE NURSING AND REHAB CENTER | | 79 | 1 | 1% | 80 |
| MIDWAY PRIMARY CARE, LLC | | 78 | 2 | 3% | 80 |
| INTERLACHEN PEDIATRICS PA | | 77 | 3 | 4% | 80 |
| RDV SPORTSPLEX PEDIATRICS | | 64 | 16 | 20% | 80 |
| QUICK CARE MED PL CR | | 77 | 3 | 4% | 80 |
| NSPIRE HEALTHCARE TAMARAC | | 78 | 1 | 1% | 79 |
| VILLAGE PLACE NH LLC | | 59 | 20 | 25% | 79 |
| SPRINGS AT LAKE POINTE WOODS | | 77 | 2 | 3% | 79 |
| SUNLAND MARIANNA COX MEDICAL CENTER | | 69 | 9 | 12% | 78 |
| VETERANS AFFAIRS MEDICAL CENTER - PALO ALTO | | 28 | 50 | 64% | 78 |
| EDGEWATER AT WATERMAN VILLAGE | | 78 | | | 78 |
| NITE LITE PEDIATRICS - JACKSONVILLE | | 76 | 2 | 3% | 78 |
| UNIVERSITY HEALTH SYSTEM INC | | 71 | 7 | 9% | 78 |
| CONSULATE HEALTH CARE OF SARASOTA | | 77 | | | 77 |
| ORANGE CITY NURSING AND REHAB | | 75 | 2 | 3% | 77 |
| CBS LABS OF TAMPA LLC | | 3 | 74 | 96% | 77 |
| VIERA HOSPITAL | | | 77 | 100% | 77 |
| WESTWOOD HEALTHCARE SNF | | 76 | 1 | 1% | 77 |
| TRUE NORTH HEALTH NAVIGATION LLC DBA DISPATCHHEALTH | 1 | 60 | 16 | 21% | 77 |
| CAREMOUNT MEDICAL - PATHOLOGY | | 75 | 2 | 3% | 77 |
| CRUCIAL CARE EMERGENCY MEDICINE DOCTORS | | 64 | 13 | 17% | 77 |
| PRO CLINIC | | 59 | 17 | 22% | 76 |
| ST MARK ASSISTED LIVING CENTER | 1 | 64 | 11 | 14% | 76 |

COVID-19: testing by laboratory

Data through Dec 10, 2020 verified as of Dec 11, 2020 at 09:25 AM

Data in this report are provisional and subject to change.

The numbers in the table below represent the number of Florida and non-Florida residents for whom test results were received by the Department of Health. A person can be tested by more than one laboratory and can have both positive and negative results. **Therefore, the sum of the numbers in each column will be larger than the total number of people tested.**

| Reporting lab | Inconclusive | Negative | Positive | Percent positive | Total |
|--|--------------|----------|----------|------------------|-------|
| Heritage Park Rehabilitation & Healthcare | | 75 | 1 | 1% | 76 |
| SEASIDE HEALTH AND REHABILITATION CENTER | | 20 | 56 | 74% | 76 |
| THE COURTYARD ASSISTED LIVING | | 73 | 3 | 4% | 76 |
| DYNAMIC MEDICAL USA | | | 76 | 100% | 76 |
| BROWARD HEALTH CORAL SPRINGS EPIDEMIOLOGY DEPT | | 1 | 75 | 99% | 76 |
| AMERICA'S PHARMACY LLC | | 67 | 8 | 11% | 75 |
| Concordia Village of Tampa AL | | 75 | | | 75 |
| CENTERSTONE OF FLORIDA☐ | | 72 | 3 | 4% | 75 |
| FAST TRACK URGENT CARE CENTER - SOUTH TAMPA | | | 75 | 100% | 75 |
| CORE BIO LABS | | 42 | 33 | 44% | 75 |
| MD 365 MEDICAL CARE | | 74 | 1 | 1% | 75 |
| THE WELLNESS CENTER AT LAKEWOOD RANCH | | | 75 | 100% | 75 |
| GRANDE, THE☐ | | 72 | 3 | 4% | 75 |
| FLOMEDILAB | | 19 | 55 | 74% | 74 |
| LAKEVIEW TERRACE RETIREMENT COMMUNITY | | 72 | 2 | 3% | 74 |
| WINDSOR REFLECTIONS | | 74 | | | 74 |
| HAVEN OF OUR LADY OF PEACE INC | | 74 | | | 74 |
| BOSTON RED SOX CLUB LP | | 74 | | | 74 |
| TREASURE COAST MEDICAL ASSOCIATES | | 2 | 72 | 97% | 74 |
| PALMS MEDICAL GROUP HIGH SPRINGS | | 67 | 7 | 9% | 74 |
| NOAH CLINICAL LABORATORY | | 63 | 11 | 15% | 74 |
| CONSULATE HEALTH CARE - LAKE MARY | | 72 | 1 | 1% | 73 |
| SCOTT LAKE HEALTH AND REHABILITATION CENTER | | 71 | 2 | 3% | 73 |
| CATALYST WALK IN CLINIC | | 54 | 18 | 25% | 72 |
| DIAGNOSTIC LABORATORY OF OKLAHOMA | | 59 | 13 | 18% | 72 |
| CATHOLIC HEALTH SYSTEM DEPT LABORATORY | | 71 | 1 | 1% | 72 |
| SARAPATH DIAGNOSTICS | | | 72 | 100% | 72 |
| AMMON LABS | | 61 | 10 | 14% | 71 |
| Madison Health and Rehabilitation Center | | 41 | 30 | 42% | 71 |
| MORSELIFE MEMORY CARE RESIDENCE | | 70 | 1 | 1% | 71 |
| WOOD LAKE HEALTH AND REHABILITATION CENTER | | 71 | | | 71 |
| ADVANCED LAB | | 67 | 4 | 6% | 71 |
| AMELIA MEDICAL CARE | | 2 | 69 | 97% | 71 |
| JOHN KNOX VILLAGE OF FLORIDA ALF | 1 | 70 | | | 71 |
| SOUTH BALDWIN MEDICAL CENTER GULF SHORES | | 59 | 12 | 17% | 71 |
| MEMORIAL MANOR | | 70 | | | 70 |
| MEMORY CARE OF NAPLES | | 70 | | | 70 |
| ADVANCED AMBULATORY SURGERY CENTER | | 67 | 3 | 4% | 70 |
| MAGNOLIA DIAGNOSTIC | | 1 | 69 | 99% | 70 |
| PLYMOUTH HOME FOR ADULTS, INC. | 8 | 61 | 1 | 1% | 70 |
| HIGHLANDS MEDICAL CENTER | | 68 | 2 | 3% | 70 |
| QPS, LLC | | 69 | 1 | 1% | 70 |
| Highlands Regional Hospital | | 63 | 7 | 10% | 70 |
| SUNCOAST COMMUNITY HEALTH CENTERS PEDIATRICS | | 21 | 49 | 70% | 70 |
| SPRING HILL HEALTH AND REHABILITATION CENTER | | 57 | 12 | 17% | 69 |
| PROMEDICA LABORATORIES | | 21 | 48 | 70% | 69 |
| BROWARD HEALTH MEDICAL CENTER | | 3 | 66 | 96% | 69 |

COVID-19: testing by laboratory

Data through Dec 10, 2020 verified as of Dec 11, 2020 at 09:25 AM

Data in this report are provisional and subject to change.

The numbers in the table below represent the number of Florida and non-Florida residents for whom test results were received by the Department of Health. A person can be tested by more than one laboratory and can have both positive and negative results. **Therefore, the sum of the numbers in each column will be larger than the total number of people tested.**

| Reporting lab | Inconclusive | Negative | Positive | Percent positive | Total |
|---|--------------|----------|----------|------------------|-------|
| HERITAGE HEALTHCARE AND REHABILITATION CENTER | | 69 | | | 69 |
| CSL PLASMA | | 19 | 50 | 72% | 69 |
| SIMED LABORATORY | | 57 | 12 | 17% | 69 |
| VILLAS OF HOLLY BROOK - BRADENTON 14TH | | 68 | | | 68 |
| Advent health care center Celebration | | 65 | 3 | 4% | 68 |
| BROOKDALE OVIEDO | | 67 | 1 | 1% | 68 |
| KORGENE LAB | | 22 | 46 | 68% | 68 |
| CONEY ISLAND HOSPITAL | | 67 | 1 | 1% | 68 |
| WHITE WILSON MEDICAL IMMEDIATE CARE NICEVILLE | | | 68 | 100% | 68 |
| SUNCOAST OPTIMAL WELLNESS | | 23 | 45 | 66% | 68 |
| ERIE COUNTY MEDICAL CTR CLINICAL LABS | | 65 | 2 | 3% | 67 |
| LIFE BRITE | | 66 | 1 | 1% | 67 |
| WELLNOW URGENT CARE PC | | 67 | | | 67 |
| AMERICAN FAMILY CARE PENSACOLA WEST | | 1 | 66 | 99% | 67 |
| SIGNATURE HEALTHCARE OF PORT CHARLOTTE | | 67 | | | 67 |
| AEL- MEMPHIS | | 17 | 50 | 75% | 67 |
| ARBOR GLEN AT ARBOR TRACE | | 61 | 6 | 9% | 67 |
| MEDEX MEDICAL EXPRESS OF PALATKA | | | 66 | 100% | 66 |
| BIODESIX, INC. | | 51 | 15 | 23% | 66 |
| Courtyards of Orlando Care Center | | 66 | | | 66 |
| WIREGRASS DIRECT PRIMARY CARE PLLC□ | | 58 | 8 | 12% | 66 |
| HOLMES REG MED CENTER CLINICAL LAB | | 52 | 14 | 21% | 66 |
| FAMILY CARE PARTNERS OF NORTHEAST FLORIDA LLC | | 34 | 32 | 48% | 66 |
| PINELLAS CARE CENTER | | 47 | 19 | 29% | 66 |
| HEALTH FIRST - PALM BAY HOSPITAL | | 2 | 64 | 97% | 66 |
| ManorCare Health Services-Palm Harbor | | 66 | | | 66 |
| LABFIRST - DEPARTMENT OF PATHOLOGY | | 65 | 1 | 2% | 66 |
| PHYSICIANS STAT LAB INC | | 46 | 20 | 30% | 66 |
| BORLAND GROOVER CLINIC | 1 | 55 | 10 | 15% | 66 |
| STONY BROOK UNIVERSITY MEDICAL CENTER | | 59 | 7 | 11% | 66 |
| HOBDARI FAMILY HEALTH LLC□ | | 43 | 22 | 34% | 65 |
| AMEERAH LABS, LLC | | 52 | 13 | 20% | 65 |
| CITRUS MEMORIAL HEALTH SYSTEM LAB | | 2 | 63 | 97% | 65 |
| ADVENT HEALTH CENTRA CARE - WINTER GARDEN | | 13 | 52 | 80% | 65 |
| LAKE HOUSE ASSISTED LIVING | | 53 | 12 | 18% | 65 |
| DE LUNA HEALTH AND REHABILITATION CENTER | | 65 | | | 65 |
| Oakhurst Center | | 65 | | | 65 |
| FIRST QUALITY LABORATORY | | 58 | 7 | 11% | 65 |
| STEWARD MEDICAL GROUP | | 30 | 35 | 54% | 65 |
| OUT OF STATE | | 40 | 24 | 38% | 64 |
| WATERMARK LAKE POINTE WOODS LLC | | 64 | | | 64 |
| USF HEALTH MORSANI CENTER | | 5 | 59 | 92% | 64 |
| HAVEN OF OUR LADY OF PEACE | | 64 | | | 64 |
| BAY VUE NURSING AND REHABILITATION CENTER | | 63 | 1 | 2% | 64 |
| SUPERIOR RESIDENCES OF PANAMA CITY BEACH | | 63 | 1 | 2% | 64 |
| SOUTH GEORGIA MEDICAL CENTER | | 48 | 16 | 25% | 64 |
| Solaris HealthCare Windermere | | 61 | 2 | 3% | 63 |

COVID-19: testing by laboratory

Data through Dec 10, 2020 verified as of Dec 11, 2020 at 09:25 AM

Data in this report are provisional and subject to change.

The numbers in the table below represent the number of Florida and non-Florida residents for whom test results were received by the Department of Health. A person can be tested by more than one laboratory and can have both positive and negative results. **Therefore, the sum of the numbers in each column will be larger than the total number of people tested.**

| Reporting lab | Inconclusive | Negative | Positive | Percent positive | Total |
|--|--------------|----------|----------|------------------|-------|
| LAB PLUS, LLC AT SAINT THOMAS WEST HOSPITAL | | 49 | 14 | 22% | 63 |
| DISCOVERY VILLAGE AT MELBOURNE | | 62 | 1 | 2% | 63 |
| PLANTATION GENERAL HOSPITAL CLINICAL LAB | | 26 | 37 | 59% | 63 |
| VIERA HEALTH AND REHABILITATION CENTER | | 62 | 1 | 2% | 63 |
| EXCEL PEDIATRICS | | 45 | 18 | 29% | 63 |
| APC PEDIATRICS AT RYE ROAD MEDICAL PARK | | 63 | | | 63 |
| ASSOCIATED CLINICAL LABORATORIES | | 57 | 6 | 10% | 63 |
| EISENHOWER ARMY MEDICAL CENTER | | 59 | 4 | 6% | 63 |
| WADSWORTH HEALTH CENTER | | 60 | 3 | 5% | 63 |
| RIDGEWOOD DIAGNOSTIC LABORATORY | | 60 | 2 | 3% | 62 |
| PATRIOT MEDICAL LABORATORIES | | 60 | 2 | 3% | 62 |
| ASCENSION MEDICAL GROUP | | 1 | 61 | 98% | 62 |
| JOSEPH L MORSE GERIATRIC CENTER | 2 | 59 | 1 | 2% | 62 |
| NO FLORIDA PEDIATRICS, PA | | 60 | 2 | 3% | 62 |
| VIERA DEL MAR HEALTH AND REHABILITATION CENTER | | 62 | | | 62 |
| ADVENT HEALTH - LAKE NONA | | 54 | 8 | 13% | 62 |
| NEMOURS CHILDREN'S PRIMARY CARE | | 51 | 10 | 16% | 61 |
| EMERALD COAST HOSPICE | | 60 | 1 | 2% | 61 |
| CL BRUMBACK PRIMARY CARE CLINICS | | 16 | 45 | 74% | 61 |
| LAKE VIEW CARE CENTER AT DELRAY | | 60 | 1 | 2% | 61 |
| MINUTECLINIC DIAGNOSTIC OF SOUTH CAROLINA, LLC | | 55 | 6 | 10% | 61 |
| QUEENS HOSPITAL CENTER | | 59 | 1 | 2% | 60 |
| CHILDRENS MEDICAL ASSOCIATION PA | | 48 | 12 | 20% | 60 |
| NORTH FLORIDA PEDIATRICS PA - DUVAL | | 58 | 2 | 3% | 60 |
| AMA MEDICAL GROUP LLC | | 54 | 6 | 10% | 60 |
| URGENT CARE EXPRESS LLC | | | 60 | 100% | 60 |
| FAST TRACK URGENT CARE CENTER - BRANDON | | | 60 | 100% | 60 |
| HUNTSVILLE HOSPITAL LABORATORY | | 45 | 15 | 25% | 60 |
| ALL FLORIDA FAMILY AND SPORTS MEDICINE | | 54 | 6 | 10% | 60 |
| EXACT SCIENCES LABORATORIES, LLC | | 15 | 45 | 75% | 60 |
| CENTRAL BALDWIN IMMEDIATE CARE & FAMILY PRACTICE | | 47 | 13 | 22% | 60 |
| INTERNAL LAB | | 50 | 9 | 15% | 59 |
| PINES OF SARASOTA | | 59 | | | 59 |
| ATRIUM AT LIBERTY PARK | | 58 | 1 | 2% | 59 |
| ADVENT HEALTH CENTRA CARE - POINCIANA | | 21 | 38 | 64% | 59 |
| DOUGLAS T JACOBSON STATE VETERANS HOME | | 59 | | | 59 |
| MED EXPRESS | | 6 | 53 | 90% | 59 |
| ST VINCENT'S BIRMINGHAM | | 56 | 3 | 5% | 59 |
| DIAGNOSTIC & CLINICAL CARE SERVICES INC DBA | | 50 | 9 | 15% | 59 |
| Margate Health and Rehabilitation Center | | 56 | 2 | 3% | 58 |
| AVON PARK PEDIATRICS INC | | 52 | 6 | 10% | 58 |
| PEDIATRICS BY THE SEA | | 57 | 1 | 2% | 58 |
| THE CANOPY AT BERRYHILL | | 58 | | | 58 |
| LUIS A GHIGLINO MD PA | | 58 | | | 58 |
| MIAMI BEACH COMMUNITY HEALTH CENTER | | | 58 | 100% | 58 |
| MOLECULAR TESTING LABS | | 25 | 33 | 57% | 58 |
| Quail Run Health Care Center | | 58 | | | 58 |

COVID-19: testing by laboratory

Data through Dec 10, 2020 verified as of Dec 11, 2020 at 09:25 AM

Data in this report are provisional and subject to change.

The numbers in the table below represent the number of Florida and non-Florida residents for whom test results were received by the Department of Health. A person can be tested by more than one laboratory and can have both positive and negative results. **Therefore, the sum of the numbers in each column will be larger than the total number of people tested.**

| Reporting lab | Inconclusive | Negative | Positive | Percent positive | Total |
|--|--------------|----------|----------|------------------|-------|
| STONY BROOK SOUTHAMPTON | | 57 | 1 | 2% | 58 |
| F&T MEDICAL RESEARCH, INC | | 58 | | | 58 |
| EAST ALABAMA MEDICAL CENTER LABORATORY | | 49 | 8 | 14% | 57 |
| KAPG FLEMING ISLAND SENIOR HOUSING OPCO LLC | 1 | 56 | | | 57 |
| EMBRY RIDDLE AERONAUTICAL UNIVERSITY HEALTH SERVICES | | | 57 | 100% | 57 |
| Heartland Healthcare of Ft. Myers | | 57 | | | 57 |
| MILLENIUM PHYSICIANS GROUP | | 1 | 56 | 98% | 57 |
| ALTRU DIAGNOSTICS INC | | 40 | 17 | 30% | 57 |
| NATURE COAST MEDICAL GROUP | | 48 | 9 | 16% | 57 |
| PEDIATRIC ASSOCIATES OF OCALA PA | | 53 | 4 | 7% | 57 |
| ASCENSION SACRED HEART BAY LABORATORY | | 54 | 3 | 5% | 57 |
| MILLER BIOCONNECT | | 43 | 14 | 25% | 57 |
| BAPTIST PRIMARY CARE INC | | 46 | 11 | 19% | 57 |
| AMERICAN FAMILY MEDICAL | | 48 | 9 | 16% | 57 |
| CHAUTAUQUA REHABILITATION AND NURSING CENTER | | 56 | 1 | 2% | 57 |
| ATLANTIC URGENT CARE | | 38 | 19 | 33% | 57 |
| LABCORP RTP | | 27 | 29 | 52% | 56 |
| FAST TRACK URGENT CARE CENTER - WESLEY CHAPEL | | | 56 | 100% | 56 |
| ISLAND COAST PEDIATRICS | | 55 | 1 | 2% | 56 |
| PHYSICIAN PARTNERS PERRY | | 36 | 20 | 36% | 56 |
| SPRINGS AT BOCA CIEGA BAY,THE | | 56 | | | 56 |
| MINNESOTA TWINS | | 53 | 3 | 5% | 56 |
| NORTH PORT REHABILITATION AND NURSING CENTER□ | | 54 | 1 | 2% | 55 |
| GOOD SAMARITAN CENTER | | 55 | | | 55 |
| CHILDREN MED CARE INC | | 49 | 6 | 11% | 55 |
| LABCORP EMPLOYER SERVICES | | 55 | | | 55 |
| HUNT CLUB PEDIATRIC ASSOCIATES PA | | 44 | 11 | 20% | 55 |
| MD LABS | | 32 | 23 | 42% | 55 |
| SONATA HUNTERS CREEK | | 47 | 8 | 15% | 55 |
| FLORIDA PEDIATRIC GROUP | | 27 | 27 | 50% | 54 |
| UNITED LABORATORY SERVICES CORPORATION | | 38 | 16 | 30% | 54 |
| FLAGLER COLLEGE HEALTH SERVICES | | 37 | 17 | 31% | 54 |
| SMA LAB | | 6 | 48 | 89% | 54 |
| ST. CLOUD MEDICAL GROUP | | 54 | | | 54 |
| LAKE PARK OF MADISON | | 52 | 2 | 4% | 54 |
| SARASOTA CO. HEALTH DEPT # 58 | | 40 | 14 | 26% | 54 |
| FAMILY HEALTH CENTERS OF SOUTHWEST FLORIDA INC | | 34 | 20 | 37% | 54 |
| FLORIDA DEPARTMENT OF HEALTH IN LAKE COUNTY | 1 | 44 | 9 | 17% | 54 |
| CLERMONT HEALTH AND REHAB | | 40 | 14 | 26% | 54 |
| TIFFANY HALL NURSING AND REHAB | | 44 | 10 | 19% | 54 |
| PRIMARY CARE SOUTH INC | | | 53 | 100% | 53 |
| BRASHEAR'S VITAL CARE CORP | | 2 | 51 | 96% | 53 |
| WINDSOR OAKS | | 52 | 1 | 2% | 53 |
| BENTON HOUSE AT OAKLEAF | | 51 | 2 | 4% | 53 |
| CENTRA CARE - CONWAY | | 20 | 33 | 62% | 53 |
| VILLA MARIA WEST SKILLED NURSING FACILITY | | 47 | 6 | 11% | 53 |
| ALZHEIMERS CARE CENTER OF VIERA LTD | | 36 | 17 | 32% | 53 |

COVID-19: testing by laboratory

Data through Dec 10, 2020 verified as of Dec 11, 2020 at 09:25 AM

Data in this report are provisional and subject to change.

The numbers in the table below represent the number of Florida and non-Florida residents for whom test results were received by the Department of Health. A person can be tested by more than one laboratory and can have both positive and negative results. **Therefore, the sum of the numbers in each column will be larger than the total number of people tested.**

| Reporting lab | Inconclusive | Negative | Positive | Percent positive | Total |
|---|--------------|----------|----------|------------------|-------|
| POINTE, THE | | 51 | 2 | 4% | 53 |
| MOBILE PHYSICIAN SERVICES INC | | 51 | 2 | 4% | 53 |
| LEESBURG PEDIATRICS | | 49 | 3 | 6% | 52 |
| GENPATH | | | 52 | 100% | 52 |
| J FRANK AVEY MD | | 41 | 11 | 21% | 52 |
| GULF COAST MEDICAL CENTER | | 50 | 2 | 4% | 52 |
| PARKSIDE INN | | 52 | | | 52 |
| ADVENT HEALTH | | 49 | 3 | 6% | 52 |
| FAMILY CARE PARTNERS OF NE FLORIDA LLC | | 22 | 30 | 58% | 52 |
| BAPTIST PRIMARY CARE, INC | | 48 | 4 | 8% | 52 |
| EAST NEW YORK DIAGNOSTIC AND TREATMENT | | 49 | 3 | 6% | 52 |
| GULFVIEW MEDICAL INSTITUTE | | 51 | | | 51 |
| WASHINGTON REHABILITATION AND NURSING CENTER | | 51 | | | 51 |
| EAGLES WATCH CLUSTER | | 42 | 9 | 18% | 51 |
| Q ANSWER LAB | 1 | 23 | 27 | 53% | 51 |
| NXGEN MDX | | 19 | 32 | 63% | 51 |
| UNIVERSITY OF NORTH FLORIDA STUDENT HEALTH | | 48 | 3 | 6% | 51 |
| MD 365 MEDICAL CARE PLLC | | 51 | | | 51 |
| SUNY UPSTATE MEDICAL UNIVERSITY | | 47 | 4 | 8% | 51 |
| Solaris Senior Living North Naples ALF | | 46 | 5 | 10% | 51 |
| PALM BAY URGENT CARE | | 25 | 26 | 51% | 51 |
| CLEVELAND CLINIC FOUNDATION | | 11 | 40 | 78% | 51 |
| MEDICAL CENTER OF DELTONA, INC | | 37 | 13 | 26% | 50 |
| TGH URGENT CARE – SEMINOLE | | | 50 | 100% | 50 |
| ROSECASTLE OF CITRUS | | 50 | | | 50 |
| GATEWAY CARE CENTER | | 50 | | | 50 |
| URGENT CARE TCMA | | | 50 | 100% | 50 |
| ESTERO ISLAND MEDICAL CENTER | | 39 | 11 | 22% | 50 |
| WILSON MEMORIAL REGIONAL MEDICAL CENTER | | 48 | 2 | 4% | 50 |
| GV NAPLES OPCO, LLC | | 50 | | | 50 |
| VETERANS AFFAIRS MEDICAL CENTER - GULF COAST | | 27 | 23 | 46% | 50 |
| PHYSICIANS PRIMARY CARE OF SOUTHWEST FLORIDA | | 39 | 10 | 20% | 49 |
| PHYSICIANS REGIONAL MEDICAL CENTER - PINE RIDGE | | 18 | 31 | 63% | 49 |
| USF | | 1 | 48 | 98% | 49 |
| NITE LITE PEDIATRICS - PORT ST. LUCIE | | 42 | 7 | 14% | 49 |
| The Grove Health and Rehabilitation | | 34 | 15 | 31% | 49 |
| ARCPOINT LABS OF SARASOTA MANATEE | | 1 | 48 | 98% | 49 |
| SOMERBY LAKE NONA | | 48 | 1 | 2% | 49 |
| IQBAL A FARUQUI MD | | 41 | 8 | 16% | 49 |
| SOLARIS SENIOR LIVING NORTH NAPLES | | 48 | 1 | 2% | 49 |
| ADVENT HEALTH - PALM COAST | | | 49 | 100% | 49 |
| NO FLORIDA PEDIATRICS, PA - BRADFORD | | 39 | 9 | 19% | 48 |
| CANOPY ON BERRYHILL, THE | | 41 | 7 | 15% | 48 |
| AFC PHYSICIANS OF FLORIDA | | 37 | 11 | 23% | 48 |
| TWIN CREEKS ASSISTED LIVING & MEMORY CARE | | 47 | 1 | 2% | 48 |
| BAY CENTER HURRICANE SHELTER | | 48 | | | 48 |
| NAPLES PEDIATRICS INC | | 43 | 5 | 10% | 48 |

COVID-19: testing by laboratory

Data through Dec 10, 2020 verified as of Dec 11, 2020 at 09:25 AM

Data in this report are provisional and subject to change.

The numbers in the table below represent the number of Florida and non-Florida residents for whom test results were received by the Department of Health. A person can be tested by more than one laboratory and can have both positive and negative results. **Therefore, the sum of the numbers in each column will be larger than the total number of people tested.**

| Reporting lab | Inconclusive | Negative | Positive | Percent positive | Total |
|---|--------------|----------|----------|------------------|-------|
| WRIGHTS HEALTH CARE AND REHABILITATION CENTER | | 48 | | | 48 |
| SNH BRFL TENANT LLC | | 48 | | | 48 |
| SONATA BOCA RATON | | 47 | 1 | 2% | 48 |
| HUNTINGTON HOSPITAL LABORATORY | | 47 | 1 | 2% | 48 |
| GENEDX | | 36 | 12 | 25% | 48 |
| ISLAND URGENT CARE PLLC DBA AFC URGENT CARE | | 47 | 1 | 2% | 48 |
| SOFT CELL LABORATORIES | | 45 | 3 | 6% | 48 |
| BIOIQ | | | 48 | 100% | 48 |
| TRINITY AL SENIOR HOUSING LLC | | 44 | 3 | 6% | 47 |
| ALLEGRO | | 47 | | | 47 |
| SENIOR LIVING VII TAMPA LLC | 1 | 40 | 6 | 13% | 47 |
| INTERLAB | | 1 | 46 | 98% | 47 |
| LITTLE PINE PEDIATRICS PLLC | | 45 | 2 | 4% | 47 |
| ALLIANCE PEDIATRICS | | 24 | 23 | 49% | 47 |
| ADVENT HEALTH CENTRA CARE - EAST ORLANDO | | 21 | 26 | 55% | 47 |
| HEALTH PARK CARE CENTER | | 47 | | | 47 |
| BELVEDERE COMMONS OF FORT WALTON BEACH | | 45 | 2 | 4% | 47 |
| PEDIATRIC CARE CENTER- JACKSONVILLE BEACH | | 19 | 28 | 60% | 47 |
| ADVENTHEALTH MEDICAL GROUP FAMILY MEDICINE AT | | 39 | 7 | 15% | 46 |
| MICRO PATH LABORATORIES INC | | 44 | 2 | 4% | 46 |
| PREMIER PLACE HEALTHCARE AT THE GLENVIEW | | 46 | | | 46 |
| Sunnyside Nursing Home | | 44 | 2 | 4% | 46 |
| LENOX HILL HOSPITAL | | 42 | 4 | 9% | 46 |
| EAST MANATEE FAMILY | 1 | 1 | 44 | 96% | 46 |
| ALTERNATIVE LIVING, INC DBA TWIN CITIES PAVILION | | 46 | | | 46 |
| WORKPLACE SCREENING INTELLIGENCE | | | 46 | 100% | 46 |
| CRAIG BERGER MD PL D/B/A BAY AREA EYE INSTITUTE | | 46 | | | 46 |
| ALEXANDER NININGER STATE VETERANS | | 46 | | | 46 |
| HARTFORD HEALTH SERVICES LLC | | 46 | | | 46 |
| CORAL GABLES NURSING & REHABILITATION CENTER | | 39 | 7 | 15% | 46 |
| H LEE MOFFITT CANCER CENTER MICRO | | 46 | | | 46 |
| ST FRANCIS HOSPITAL | | 40 | 6 | 13% | 46 |
| NORTH SHORE UNIVERSITY HOSPITAL LABORATORY | | 42 | 3 | 7% | 45 |
| INDIGO MANOR | | 16 | 29 | 64% | 45 |
| DAYSRING SENIOR LIVING LLC | | 45 | | | 45 |
| UNIVERSITY OF CENTRAL FLORIDA HEALTH SERVICES | | 45 | | | 45 |
| SOUTHPORT SQUARE HARBOUR HEALTH | | 45 | | | 45 |
| S-H THIRTY-FIVE OPCO- PORT ST LUCIE, LLC | 1 | 44 | | | 45 |
| CHILDREN'S HOSPITAL OF ALABAMA | | 44 | 1 | 2% | 45 |
| SANDY RIDGE CENTER FOR REHABILITATION AND HEALING | | 42 | 3 | 7% | 45 |
| FHMG LAKE MARY PEDS | | 40 | 5 | 11% | 45 |
| BROAD INSTITUTE CLINICAL SEQUENCING RESEARCH PLATFORM | 1 | 39 | 4 | 9% | 44 |
| PEDIATRICS OF CENTRAL FLORIDA – SAINT CLOUD | 2 | 40 | 2 | 5% | 44 |
| VISITING PHYSICIANS ASSOCIATION | | 40 | 4 | 9% | 44 |
| MOOSEHAVEN LIFE CARE CENTER | | 44 | | | 44 |
| BAY EDUCATORS WELLNESS CENTER | | 27 | 17 | 39% | 44 |
| CITRUS MEMORIAL HOSPITAL | | | 44 | 100% | 44 |

COVID-19: testing by laboratory

Data through Dec 10, 2020 verified as of Dec 11, 2020 at 09:25 AM

Data in this report are provisional and subject to change.

The numbers in the table below represent the number of Florida and non-Florida residents for whom test results were received by the Department of Health. A person can be tested by more than one laboratory and can have both positive and negative results. **Therefore, the sum of the numbers in each column will be larger than the total number of people tested.**

| Reporting lab | Inconclusive | Negative | Positive | Percent positive | Total |
|--|--------------|----------|----------|------------------|-------|
| ALLIANCE OF PHYSICIANS AGAINST COVID-19 | | | 44 | 100% | 44 |
| PALMS EDGE | | 42 | 2 | 5% | 44 |
| ADVENT HEALTH CENTRA CARE - SAND LAKE | | 17 | 27 | 61% | 44 |
| REDI MED LLC | | | 44 | 100% | 44 |
| KENDALL REGIONAL MEDICAL CENTER LAB | 3 | | 41 | 93% | 44 |
| BROOKDALE FORT MYERS THE COLONY | | 44 | | | 44 |
| PROJECT HEALTH INC | | 35 | 9 | 20% | 44 |
| PROMPT CARE OF CENTRAL FLORIDA | | | 44 | 100% | 44 |
| CENTURY CENTER FOR REHABILITATION & HEALING | | 31 | 12 | 28% | 43 |
| PALMS FACILITY INC | | 43 | | | 43 |
| BRANCH MEDICAL CLINIC | | | 43 | 100% | 43 |
| ADVENT HEALTH - LAKE MARY | | 35 | 8 | 19% | 43 |
| TGH URGENT CARE – TYRONE | | 1 | 42 | 98% | 43 |
| STUART URGENT CARE | | | 43 | 100% | 43 |
| AMERICAN HOUSE-BONITA SPRINGS | | 43 | | | 43 |
| ORLANDO HEALTH CENTER FOR REHABILITATION | | 43 | | | 43 |
| HEALTH FIRST - CAPE CANAVERAL HOSPITAL | | 1 | 42 | 98% | 43 |
| VIPEDIATRICS PLLC | | 40 | 3 | 7% | 43 |
| TROY REGIONAL MEDICAL CENTER | | 34 | 8 | 19% | 42 |
| QUOTIENT SCIENCES | | | 42 | 100% | 42 |
| ORLANDO HEALTH AND REHAB CENTER | | 7 | 35 | 83% | 42 |
| Atlantic Shore Nursing and Rehab | | 42 | | | 42 |
| FOUNTAIN INN NURSING & REHABILITATION CTR, INC | | 40 | 2 | 5% | 42 |
| NCH DOWNTOWN NAPLES HOSPITAL | | 1 | 41 | 98% | 42 |
| FAMILY EXTENDED CARE OF CENTRAL TAMPA | | 42 | | | 42 |
| FARAH MEDICAL | | 42 | | | 42 |
| HARBORCHASE OF VERO BEACH | | 39 | 3 | 7% | 42 |
| Crystal Health & Rehab Center | | 42 | | | 42 |
| PALM BEACH PEDIATRICS PA | 1 | 33 | 8 | 19% | 42 |
| ADVENT HEALTH - MOUNT DORA | | 6 | 35 | 85% | 41 |
| ADVENT HEALTH CENTRA CARE - HUNTERS CREEK | | 7 | 34 | 83% | 41 |
| SOUTHEAST ALABAMA MEDICAL CENTER | | | 41 | 100% | 41 |
| HOLISTIX TREATMENT CENTERS | | 37 | 4 | 10% | 41 |
| SUMMIT AT VENICE | 2 | 39 | | | 41 |
| PEDIATRICS OF CENTRAL FLORIDA KISSI | | 33 | 8 | 20% | 41 |
| RITECARE MED CTR H | | | 41 | 100% | 41 |
| BAPTIST MEDICAL CENTER SOUTH | | 30 | 11 | 27% | 41 |
| MED COMP SCIENCES | | | 41 | 100% | 41 |
| SUMMER VISTA ASSISTED LIVING | | 37 | 4 | 10% | 41 |
| STATMED QUICK QUALITY CLINIC AT NORTH PINELLAS | | 29 | 12 | 29% | 41 |
| KINDRED HOSPITAL | 2 | 38 | 1 | 2% | 41 |
| FLORIDA HOSPITAL NEW SMYRNA | | 4 | 37 | 90% | 41 |
| WELL HEALTH WORKS | | 39 | 1 | 3% | 40 |
| BioReference Laboratories, Inc | | 6 | 34 | 85% | 40 |
| ALTAMONTE PEDIATRIC ASSOCIATES | | 30 | 10 | 25% | 40 |
| ELMCROFT OF BELLA VITA | | 33 | 7 | 18% | 40 |
| WINTER GARDEN REHAB AND NURSING CENTER | | 40 | | | 40 |

COVID-19: testing by laboratory

Data through Dec 10, 2020 verified as of Dec 11, 2020 at 09:25 AM

Data in this report are provisional and subject to change.

The numbers in the table below represent the number of Florida and non-Florida residents for whom test results were received by the Department of Health. A person can be tested by more than one laboratory and can have both positive and negative results. **Therefore, the sum of the numbers in each column will be larger than the total number of people tested.**

| Reporting lab | Inconclusive | Negative | Positive | Percent positive | Total |
|---|--------------|----------|----------|------------------|-------|
| PREDICTIVE LABORATORIES, INC | | 38 | 2 | 5% | 40 |
| SUNNY HILLS ALF OF SEBRING INC | | 37 | 3 | 8% | 40 |
| LECONTE MEDICAL CENTER LAB | | 31 | 9 | 23% | 40 |
| DB MD | | 36 | 4 | 10% | 40 |
| PRIDE DIAGNOSTICS | | 24 | 16 | 40% | 40 |
| FAMILY EXTENDED CARE OF WINTER HAVEN | | 38 | 1 | 3% | 39 |
| RDX BIOSCIENCE | | | 39 | 100% | 39 |
| INN AT THE FOUNTAINS, THE | | 34 | 5 | 13% | 39 |
| DOCTORS MEMORIAL FAMILY PRACTICE | 2 | 32 | 5 | 13% | 39 |
| POPLAR HEALTHCARE PLLC | 1 | 11 | 27 | 69% | 39 |
| NEXT MOLECULAR ANALYTICS | | 9 | 30 | 77% | 39 |
| STEINHATCHEE FAMILY MEDICAL CENTER☐ | | 35 | 4 | 10% | 39 |
| BAY COUNTY JAIL ANNEX | | 34 | 5 | 13% | 39 |
| REGENTS PARK OF BOCA RATON☐ | | 37 | 2 | 5% | 39 |
| LATE HOURS URGENT CARE | | 24 | 15 | 38% | 39 |
| CLINICAL RESEARCH SEQUENCING PLATFORM | | 8 | 31 | 79% | 39 |
| PONTE VEDRA GARDENS | | 38 | 1 | 3% | 39 |
| FLORIDA HEALTH CARE | | 5 | 33 | 87% | 38 |
| NEW YORK PRESBYTERIAN - QUEENS DIAGNOSTIC | | 37 | 1 | 3% | 38 |
| ADVENT HEALTH - ALTAMONTE SPRINGS | | 33 | 5 | 13% | 38 |
| GRACE PEDIATRICS | | 28 | 10 | 26% | 38 |
| UNIVERSITY OF ALABAMA | | 35 | 3 | 8% | 38 |
| Cross Landings Health and Rehabilitation | | 38 | | | 38 |
| LEE COUNTY SCHOOL DISTRICT | | 38 | | | 38 |
| CABANA AT JENSEN DUNES, THE | | 38 | | | 38 |
| CAPITAL REGIONAL MEDICAL CENTER | | 2 | 36 | 95% | 38 |
| FIRST CHOICE URGENT CARE | | 10 | 28 | 74% | 38 |
| ROCKLEDGE REGIONAL MEDICAL CENTER | | 30 | 8 | 21% | 38 |
| CLEARWATER STATMED QUICK QUALITY CLINICS | | 18 | 20 | 53% | 38 |
| A COUNTRY PLACE ASSISTED LIVING FACILITY | | 38 | | | 38 |
| RAINBOW PEDIATRICS PC LLC / BREAKFAST POINT | | 38 | | | 38 |
| HOMEWOOD RESIDENCE AT FREEDOM PLAZA | | 37 | 1 | 3% | 38 |
| BRONX LEBANON HOSPITAL-MEDICAL CENTER | | 36 | 2 | 5% | 38 |
| FLORIDA MEDICAL CLINIC PA | | 35 | 3 | 8% | 38 |
| PALM RIVER COMMUNITY HEALTH CENTER | | 32 | 5 | 14% | 37 |
| BOULEVARD REHABILITATION CENTER | | 24 | 13 | 35% | 37 |
| FHMG_CTR FOR SENIOR HEALTH | | 32 | 5 | 14% | 37 |
| ONE MILO | | 37 | | | 37 |
| PONCE THERAPY CARE CENTER | | 34 | 3 | 8% | 37 |
| CLARE BRIDGE OF SARASOTA | | 36 | 1 | 3% | 37 |
| BIG BOCA SMILES LLC☐ | | 36 | 1 | 3% | 37 |
| PATHOGENIUS LABORATORIES | | 30 | 7 | 19% | 37 |
| PRECISION HEALTH SOLUTIONS LAB | | 9 | 28 | 76% | 37 |
| REDI-MED WALK-IN FAMILY CARE | | | 36 | 100% | 36 |
| HEARTLAND PEDIATRICS OF LAKE PLACID PA | | 27 | 9 | 25% | 36 |
| US MEDICAL CARE, INC | | 32 | 4 | 11% | 36 |
| ROCHESTER GENERAL HOSPITAL LABORATORY | | 35 | 1 | 3% | 36 |

COVID-19: testing by laboratory

Data through Dec 10, 2020 verified as of Dec 11, 2020 at 09:25 AM

Data in this report are provisional and subject to change.

The numbers in the table below represent the number of Florida and non-Florida residents for whom test results were received by the Department of Health. A person can be tested by more than one laboratory and can have both positive and negative results. **Therefore, the sum of the numbers in each column will be larger than the total number of people tested.**

| Reporting lab | Inconclusive | Negative | Positive | Percent positive | Total |
|---|--------------|----------|----------|------------------|-------|
| BOND CLINIC PA | | 7 | 29 | 81% | 36 |
| LOURDES HOSPITAL INC | | 34 | 2 | 6% | 36 |
| BENTON HOUSE OF ST. JOHNS | | 36 | | | 36 |
| BVL/LITTLE ANGEL PEDIATRICS | | 36 | | | 36 |
| RIVER TOWN DIAGNOSTIC LLC | | 13 | 22 | 63% | 35 |
| BAYSHORE PATHOLOGY | | 34 | 1 | 3% | 35 |
| CATHOLIC HEALTH SERVICES REGIONAL LAB | | 31 | 4 | 11% | 35 |
| LAKE LAND REGIONAL HEALTH LAKE MIRIAM | | 3 | 32 | 91% | 35 |
| PALMETTO FAMILY HEALTHCARE | | 8 | 27 | 77% | 35 |
| Guardian Care Nursing and Rehabilitation Center | | 35 | | | 35 |
| CHARLES CROFT MD | 1 | 34 | | | 35 |
| SANDY PINES | | 33 | 2 | 6% | 35 |
| MANOR CARE OF BOYNTON BEACH LLC | | 35 | | | 35 |
| EXPERTUS LABORATORIES INC | | 13 | 22 | 63% | 35 |
| CENTRA CARE – APOPKA | | | 35 | 100% | 35 |
| P23 LABS | | 35 | | | 35 |
| ADVENT HEALTH - FISH MEMORIAL | | 2 | 33 | 94% | 35 |
| SARATOGA HOSPITAL LABORATORY | | 33 | 2 | 6% | 35 |
| CENTRAL FLORIDA HEALTHCARE GROUP LLC | | 28 | 7 | 20% | 35 |
| KINDRED HOSPITAL THE PALM BEACHES | | 33 | 2 | 6% | 35 |
| PALM BAY HOSPITAL CLINICAL LABORATORY | | 19 | 16 | 46% | 35 |
| IRL | | 4 | 31 | 89% | 35 |
| DOH-WEST PALM BEACH BRANCH LABORATORY | | 2 | 33 | 94% | 35 |
| ADVENT HEALTH - LAKE WALES | | 27 | 8 | 23% | 35 |
| JUPITER MEDICAL CENTER URGENT CARE | | | 34 | 100% | 34 |
| CARENOW LAKE MARY | | | 34 | 100% | 34 |
| ZON BEACHSIDE LLC | | 28 | 6 | 18% | 34 |
| BOND CLINIC, PA | | 22 | 12 | 35% | 34 |
| Darcy Hall Of Life Care | | 34 | | | 34 |
| SOLARIS SENIOR LIVING VERO BEACH | | 33 | 1 | 3% | 34 |
| CAPE REGIONAL MEDICAL CENTER | | 34 | | | 34 |
| CYPRESS COVE | | 33 | 1 | 3% | 34 |
| CENTRA CARE – LAKE NONA | | 3 | 31 | 91% | 34 |
| BIO-TECH CLINICAL LABORATORIES | | 1 | 33 | 97% | 34 |
| FINNISH AMERICAN REST HOME-ALF | | 32 | 2 | 6% | 34 |
| SUMMIT MEDICAL GROUP | | 30 | 4 | 12% | 34 |
| MACADAMS HOME HEALTH AGENCY | | 33 | | | 33 |
| COOPER FAMILY MEDICAL PLLC | | 25 | 8 | 24% | 33 |
| BOND CLINIC | | 3 | 30 | 91% | 33 |
| CHERRY OAK PALM BEACH COUNTY | | 33 | | | 33 |
| ST. MARYS MEDICAL CENTER | | 1 | 32 | 97% | 33 |
| HARBORCHASE OF NAPLES | | 31 | 2 | 6% | 33 |
| MID FLORIDA PATHOLOGY LLC MOBILE UNIT #4 | | 18 | 15 | 45% | 33 |
| CHIPOLA MEDICAL ASSOCIATES, LLC | | 20 | 13 | 39% | 33 |
| HR SARASOTA OPERATOR LLC | | 23 | 10 | 30% | 33 |
| FAWCETT MEMORIAL HOSPITAL LABORATORY | | | 33 | 100% | 33 |
| QHC UPSTATE MEDICAL PC | | 28 | 5 | 15% | 33 |

COVID-19: testing by laboratory

Data through Dec 10, 2020 verified as of Dec 11, 2020 at 09:25 AM

Data in this report are provisional and subject to change.

The numbers in the table below represent the number of Florida and non-Florida residents for whom test results were received by the Department of Health. A person can be tested by more than one laboratory and can have both positive and negative results. **Therefore, the sum of the numbers in each column will be larger than the total number of people tested.**

| Reporting lab | Inconclusive | Negative | Positive | Percent positive | Total |
|---|--------------|----------|----------|------------------|-------|
| PATRICK AIR FORCE BASE | | 3 | 30 | 91% | 33 |
| PINNACLES PEDS CARE PA | | 33 | | | 33 |
| SEMINOLE SPORTS AND FAMILY MEDICINE | | 32 | 1 | 3% | 33 |
| AYERS NURSING AND REHABILITATION CENTER | | 33 | | | 33 |
| HOLLEY NAVARRE MEDICAL CLINIC | | 18 | 15 | 45% | 33 |
| FAMILY EXTENDED CARE OF SEBRING INC | | 31 | 2 | 6% | 33 |
| KAPG ST AUGUSTINE SENIOR HOUSING OPCO LLC | | 33 | | | 33 |
| PEDIATRICS IN BREVARD PA- ROCKLEDGE | | 27 | 6 | 18% | 33 |
| ACCURATE DIAGNOSTIC LAB | | 32 | 1 | 3% | 33 |
| PIONEER CLINICAL LAB LLC | | 23 | 10 | 30% | 33 |
| AHSE ROP | | 32 | 1 | 3% | 33 |
| VIERA MANOR ASSISTED LIVING RESIDENCE | | 32 | 1 | 3% | 33 |
| SANFORD MOBILE LAB PGA TOUR | | 32 | 1 | 3% | 33 |
| Kensington Gardens | | 33 | | | 33 |
| PALM BAY PEDIATRICS | | 22 | 11 | 33% | 33 |
| WESTMINSTER ST AUGUSTINE | | 32 | | | 32 |
| ADVENTIST HEALTH SYSTEM FLORIDA | | 25 | 7 | 22% | 32 |
| COOPER FAMILY MEDICAL, PLLC | | 27 | 5 | 16% | 32 |
| HOLZER HEALTH CENTER | | | 32 | 100% | 32 |
| RASHDA ALBIBI M.D. P.A. | | 30 | 2 | 6% | 32 |
| SOUTH CAMPUS FACILITY INC | | 30 | 2 | 6% | 32 |
| URGENT CARE & WELLNESS CENTER | | 8 | 24 | 75% | 32 |
| MISSION OAKS ASSISTED LIVING□ | | 31 | 1 | 3% | 32 |
| Peninsula Care and Rehab | | 30 | 2 | 6% | 32 |
| BIOFIRE | | 7 | 25 | 78% | 32 |
| PRMG - EAST NAPLES | | 23 | 9 | 28% | 32 |
| PRIME HEALTH OF NORTH PORT LLC | | 29 | 3 | 9% | 32 |
| AMERICAN HOUSE COCONUT POINT | | 30 | 2 | 6% | 32 |
| ST AUGUSTINE PEDIATRIC ASSOC | | 30 | 2 | 6% | 32 |
| CEDAR CREEK AT KINGS BAY INC | | 32 | | | 32 |
| VETERANS HOME | | | 31 | 100% | 31 |
| BOND CLINIC, PA | | 9 | 22 | 71% | 31 |
| Life Care Center of Sarasota | | 23 | 8 | 26% | 31 |
| CLINICA HISPANA | | | 31 | 100% | 31 |
| ARBOR OAKS AT TYRONE | 1 | 30 | | | 31 |
| COLLIER HMA PHYSICIAN MANAGEMENT LLC | | 26 | 5 | 16% | 31 |
| Manatee Springs Rehabilitation and Nursing Center | | 31 | | | 31 |
| MOLECULAR DIAGNOSTICS | | 1 | 30 | 97% | 31 |
| IPSUM DIAGNOSTICS | | 3 | 28 | 90% | 31 |
| BAYFRONT MEDICAL | | 23 | 8 | 26% | 31 |
| NIGHT LITE PEDIATRICS URGENT CARE CENTER | | | 31 | 100% | 31 |
| PENNSYLVANIA DEPT OF HEALTH | | 20 | 11 | 35% | 31 |
| GRAND OAKS OF JENSEN BEACH LLC□ | | 31 | | | 31 |
| BROWARD HEALTH MEDICAL CENTER CLINICAL LAB | | | 31 | 100% | 31 |
| DOH | | 17 | 14 | 45% | 31 |
| DISCOVERY COMMONS AT BRADENTON | | 31 | | | 31 |
| TAVARES PEDIATRICS | | 29 | 2 | 6% | 31 |

COVID-19: testing by laboratory

Data through Dec 10, 2020 verified as of Dec 11, 2020 at 09:25 AM

Data in this report are provisional and subject to change.

The numbers in the table below represent the number of Florida and non-Florida residents for whom test results were received by the Department of Health. A person can be tested by more than one laboratory and can have both positive and negative results. **Therefore, the sum of the numbers in each column will be larger than the total number of people tested.**

| Reporting lab | Inconclusive | Negative | Positive | Percent positive | Total |
|---|--------------|----------|----------|------------------|-------|
| FLORIDA HOSPITAL | | 21 | 10 | 32% | 31 |
| VILLAGE PEDIATRICS LLC | | 25 | 6 | 19% | 31 |
| PHYSICIAN ASSOCIATES LLC | | 26 | 5 | 16% | 31 |
| SH HERON EAST LLC | | 31 | | | 31 |
| QUICK CARE MED LLC | | 26 | 4 | 13% | 30 |
| CALHOUN LIBERTY HOSPITAL | | 12 | 18 | 60% | 30 |
| KR at Hillsborough Lakes/Lutz Healthcare | | 30 | | | 30 |
| OPPENHEIMER PLASTIC SURGERY LLC | | 28 | 2 | 7% | 30 |
| PHOSPHORUS DIAGNOSTICS | | 27 | 3 | 10% | 30 |
| JAMES A HALEY VETERANS HOSPITAL | | | 30 | 100% | 30 |
| SONNIS PEDIATRICS PA | | 30 | | | 30 |
| PEDIATRIC SPECIALISTS MEDICAL GROUP | 1 | 28 | 1 | 3% | 30 |
| PECONIC BAY MEDICAL CENTER LABORATORY | | 24 | 6 | 20% | 30 |
| REGENCY PARK ASSISTED LIVING FACILITY | | 29 | 1 | 3% | 30 |
| AMEERAH LABS | | | 30 | 100% | 30 |
| HERITAGE WATERSIDE | | 27 | 3 | 10% | 30 |
| REDI-MED WALK IN FAMILY CLINIC | | | 30 | 100% | 30 |
| LabCorp L#09258130 M#09258125 | | 12 | 18 | 60% | 30 |
| MEDEX MEDICAL EXPRESS OF PALATKA LLC | | | 30 | 100% | 30 |
| CORAL GABLES HOSPITAL | | | 30 | 100% | 30 |
| ECOLAB GROUP | | 6 | 24 | 80% | 30 |
| SAMANTHA WILSON CARE CENTER | | 29 | | | 29 |
| COMPREHENSIVE CHILDCARE | | 23 | 6 | 21% | 29 |
| NEMOURS CHILDREN'S CLINIC | | 22 | 7 | 24% | 29 |
| PERSONAL PEDIATRICS | | 26 | 3 | 10% | 29 |
| WUESTHOFF MEMORIAL HOSPITAL | | | 29 | 100% | 29 |
| Palms at Ponte Vedra Assisted Livning and Memory Care | | 28 | 1 | 3% | 29 |
| NORTHWELL HEALTH PLAINVIEW HOSPITAL LABORATORY | | 24 | 5 | 17% | 29 |
| JERICOHO URGENT CARE | | 28 | 1 | 3% | 29 |
| NEOGENOMICS LABORATORIES INC | | 29 | | | 29 |
| ESCAMBIA COUNTY JAIL | | 16 | 13 | 45% | 29 |
| P4CLINICAL | 3 | 2 | 24 | 83% | 29 |
| UNIV OF ROCHESTER-STRONG MEMORIAL HOSP | | 28 | 1 | 3% | 29 |
| MINUTECLINIC DIAGNOSTIC OF RHODE ISLAND, LLC #1544 | | 28 | 1 | 3% | 29 |
| BELVEDERE COMMONS OF SUN CITY CENTER | | 29 | | | 29 |
| PANAMA PHARMACY | 2 | 24 | 3 | 10% | 29 |
| WESTWOOD NURSING AND REHABILITATION | | 28 | 1 | 3% | 29 |
| MIRACLE HILL NURSING & REHABILITATION CENTER INC | | 27 | 2 | 7% | 29 |
| SOMERBY OF SANTA ROSA BEACH | | 27 | 2 | 7% | 29 |
| NORTH FLORIDA INTERNAL MEDICINE PA | | 25 | 4 | 14% | 29 |
| life Care Center of Melbourne | | 15 | 14 | 48% | 29 |
| HCSO OCCUPATIONAL HEALTH AND WELLNESS CENTER | | 19 | 9 | 32% | 28 |
| MARQUIS LABS, LLC | | 28 | | | 28 |
| TRADITIONAL HOME CARE INC | | 28 | | | 28 |
| BALMORAL TENANT SERVICES INC | | 28 | | | 28 |
| JACKSONVILLE UNIVERSITY | | 26 | 2 | 7% | 28 |
| ELLENTON PEDIATRICS PA | | 25 | 3 | 11% | 28 |

COVID-19: testing by laboratory

Data through Dec 10, 2020 verified as of Dec 11, 2020 at 09:25 AM

Data in this report are provisional and subject to change.

The numbers in the table below represent the number of Florida and non-Florida residents for whom test results were received by the Department of Health. A person can be tested by more than one laboratory and can have both positive and negative results. **Therefore, the sum of the numbers in each column will be larger than the total number of people tested.**

| Reporting lab | Inconclusive | Negative | Positive | Percent positive | Total |
|--|--------------|----------|----------|------------------|-------|
| ACTIVE SENIOR LIVING | | 26 | 2 | 7% | 28 |
| STEWARD SEBASTIAN RIVER MEDICAL CENTER | | 23 | 5 | 18% | 28 |
| CARENOW URGENT CARE - LAKE MARY | | | 28 | 100% | 28 |
| BOND CLINIC PA PEDIATRICS DEPT | | 25 | 3 | 11% | 28 |
| PALM GARDEN OF JACKSONVILLE | | 27 | 1 | 4% | 28 |
| LONGLEAF DIAGNOSTIC LABORATORIES | | 3 | 25 | 89% | 28 |
| TRADITIONAL HOME HEALTH OF PALM BEACH INC | | 28 | | | 28 |
| WEST ISLIP URGENT CARE | | 28 | | | 28 |
| GUEST HOUSE OCALA, THE | | 28 | | | 28 |
| FLORIDA HEALTH CARE DELAND | | | 28 | 100% | 28 |
| GRAND ST PAUL CVS | | 28 | | | 28 |
| ADVANCED MEDICAL GROUP | | 1 | 27 | 96% | 28 |
| MEDICAL CONSULTANTS OF FLORIDA LLC | | 27 | 1 | 4% | 28 |
| MAINSTREET FAMILY URGENT CARE | | 1 | 26 | 96% | 27 |
| PENSACOLA PEDIATRICS, PA | | 23 | 4 | 15% | 27 |
| SUNCOAST LABS | | | 27 | 100% | 27 |
| TGH URGENT CARE POWERED BY FAST TRACK | | | 27 | 100% | 27 |
| JACKSON HEALTH SYSTEM | | 1 | 26 | 96% | 27 |
| ARIZONA DEPARTMENT OF HEALTH SERVICES | | | 27 | 100% | 27 |
| CARITHERS PEDIATRIC GROUP | | 18 | 9 | 33% | 27 |
| EC OPCO CARROLLWOOD LLC | | 21 | 6 | 22% | 27 |
| METRO KNOXVILLE HMA | | 22 | 5 | 19% | 27 |
| EXPRESS CARE OF BELLEVIEW | | 27 | | | 27 |
| ISLAND DOCTORS | | | 27 | 100% | 27 |
| CDC | | 17 | 10 | 37% | 27 |
| MEDLOGIC LABORATORIES | | 3 | 24 | 89% | 27 |
| AZALEA TRACE PHYSICIAN SERVICES | | 27 | | | 27 |
| NEW SMYRNA BEACH URGENT CARE | | | 27 | 100% | 27 |
| OAKTREE HEALTHCARE | | | 27 | 100% | 27 |
| Cross Terrace REhabilitation | | 26 | 1 | 4% | 27 |
| UCLA HEALTHCARE CLINICAL LABS | | 23 | 4 | 15% | 27 |
| ARDEN COURTS OF TAMPA | | 27 | | | 27 |
| DAVID POSNACK JEWISH DAY SCHOOL | | 27 | | | 27 |
| URINEGOODHANDS LLC | | 25 | 2 | 7% | 27 |
| HOLISTIC PEDIATRICS GROUP LLC | | 25 | 2 | 7% | 27 |
| PINELLAS COUNTY JAIL | | | 27 | 100% | 27 |
| ADVENTHEALTH EXPRESSCARE | | 23 | 4 | 15% | 27 |
| AMERICAN FAMILY MEDICAL LLC | | 16 | 11 | 41% | 27 |
| APOLLOMDX LABS | | 9 | 17 | 65% | 26 |
| FORT MYERS REHABILITATION AND NURSING CENTER | | 25 | 1 | 4% | 26 |
| CARDIOLOGY AND MEDICINE ASSOCIATES | | 22 | 4 | 15% | 26 |
| AFTER HOURS PEDIATRICS INC | | | 26 | 100% | 26 |
| MEDIPATH LLC | | | 26 | 100% | 26 |
| BIOREFERENCE LABORATORIES | | 2 | 24 | 92% | 26 |
| NORTH FLORIDA SPINE AND WELLNESS | | 22 | 4 | 15% | 26 |
| IMA MEDICAL GROUP POINCIANA | | 12 | 14 | 54% | 26 |
| RIVERSIDE RECOVERY OF TAMPA | | 25 | 1 | 4% | 26 |

COVID-19: testing by laboratory

Data through Dec 10, 2020 verified as of Dec 11, 2020 at 09:25 AM

Data in this report are provisional and subject to change.

The numbers in the table below represent the number of Florida and non-Florida residents for whom test results were received by the Department of Health. A person can be tested by more than one laboratory and can have both positive and negative results. **Therefore, the sum of the numbers in each column will be larger than the total number of people tested.**

| Reporting lab | Inconclusive | Negative | Positive | Percent positive | Total |
|---|--------------|----------|----------|------------------|-------|
| EDEN AT CRESTVIEW | | 12 | 14 | 54% | 26 |
| FAST TRACK URGENT CARE CENTER - SEMINOLE | | | 26 | 100% | 26 |
| THE MINIER URGENT CARE | | 20 | 6 | 23% | 26 |
| MONCRIEF ARMY HEALTH CLINIC | | | 26 | 100% | 26 |
| LOOP PEDIATRICS | | 22 | 4 | 15% | 26 |
| DOS OF NORTH SHORES NURSING & REHAB CENTER | | 26 | | | 26 |
| CLERMONT HEALTH AND REHABILITATION CENTER | | 26 | | | 26 |
| SANTA BARBARA CARE CENTER | | 16 | 10 | 38% | 26 |
| PORT ST LUCIE HOSPITAL | | 23 | 3 | 12% | 26 |
| MARTIN ACQUISITION 1 LLC DBA | | 26 | | | 26 |
| HEALTH FIRST - VIERA HOSPITAL | | 1 | 25 | 96% | 26 |
| UNIPATH | | 18 | 7 | 28% | 25 |
| MED ONE AT SAINT AUGUSTINE | | 20 | 5 | 20% | 25 |
| TITUSVILLE FAMILY PRACTICE | | 11 | 14 | 56% | 25 |
| RENAISSANCE AT THE TERRACES | | 25 | | | 25 |
| ROHR HOME | | 22 | 3 | 12% | 25 |
| ARCPPOINT LABS OF FORT LAUDERDALE | | 25 | | | 25 |
| WILLOWBROOKE COURT AT ST ANDREWS ESTATES | | 21 | 4 | 16% | 25 |
| PENSACOLA DEVELOPMENTAL CENTER | | 9 | 16 | 64% | 25 |
| ST. CLOUD HOSPITAL | | 20 | 5 | 20% | 25 |
| WAVE CREST HEALTH AND REHABILITATION CENTER | | 25 | | | 25 |
| BEACHES PEDIATRICS PA | | 24 | 1 | 4% | 25 |
| CDR MAGUIRE - MIAMI BEACH CC MISSION 17388 | | 2 | 23 | 92% | 25 |
| SUNTREE INTERNAL MEDICINE | | 25 | | | 25 |
| MANOR CARE OF PALM HARBOR | | 25 | | | 25 |
| RESTORE HEALTH URGENT CARE | | 3 | 22 | 88% | 25 |
| FAMILY CARE PARTNERS | | 15 | 10 | 40% | 25 |
| UNION MEDICAL CARE | | 25 | | | 25 |
| ADVENT HEALTH CENTRA CARE - LAKE BUTLER BOULEVARD | | | 25 | 100% | 25 |
| LINCOLN DIAGNOSTIC LAB | | 24 | 1 | 4% | 25 |
| CERTUS MTD OPCP LLC | | 25 | | | 25 |
| SANITAS | | 4 | 21 | 84% | 25 |
| ADVENT HEALTH PARTIN SETTLEMENT HEALTH PARK | | 17 | 8 | 32% | 25 |
| WOMENS CARE FLORIDA LABORATORY | | 25 | | | 25 |
| NIGHT LITE PEDIATRICS CENTER LLC | | 8 | 17 | 68% | 25 |
| TAYLORVILLE FAMILY MEDICINE | | 19 | 6 | 24% | 25 |
| CONNECTICUT DEPARTMENT OF HEALTH | | 22 | 3 | 12% | 25 |
| STATEN ISLAND UNIVERSITY HOSPITAL-POUCH | | 24 | | | 24 |
| EC OPCO PENSACOLA, LLC | | 24 | | | 24 |
| AU HEALTH | | 19 | 5 | 21% | 24 |
| HERITAGE OAKS ASSISTED LIVING & MEMORY CARE | | 20 | 4 | 17% | 24 |
| LABORATORY DYNAMICS | | 20 | 4 | 17% | 24 |
| WESTMINSTER WOODS ON JULINGTON CREEK | | 22 | 2 | 8% | 24 |
| LAKE HOWELL FAMILY MEDICINE ASSOCIATES | | 18 | 6 | 25% | 24 |
| AVENTIS BIO-SERVICES CTL | | 24 | | | 24 |
| MINUTE CLINIC INCORPORATE | | 19 | 5 | 21% | 24 |
| THE CHAPPEL GROUP RESEARCH | | 24 | | | 24 |

COVID-19: testing by laboratory

Data through Dec 10, 2020 verified as of Dec 11, 2020 at 09:25 AM

Data in this report are provisional and subject to change.

The numbers in the table below represent the number of Florida and non-Florida residents for whom test results were received by the Department of Health. A person can be tested by more than one laboratory and can have both positive and negative results. **Therefore, the sum of the numbers in each column will be larger than the total number of people tested.**

| Reporting lab | Inconclusive | Negative | Positive | Percent positive | Total |
|---|--------------|----------|----------|------------------|-------|
| MEDIQUICK URGENT CARE CENTERS INC | | | 24 | 100% | 24 |
| LITTLE NECK URGENT CARE | | 23 | 1 | 4% | 24 |
| HEALTH CENTRAL PARK | | 24 | | | 24 |
| WELLNOW URGENT CARE | | 23 | 1 | 4% | 24 |
| MEDCOMP SCIENCES | | | 24 | 100% | 24 |
| Heartland Health Care Center North Sarasota | | 17 | 7 | 29% | 24 |
| MADWAR | | 19 | 5 | 21% | 24 |
| ADVENT HEALTH EXPRESS CARE | | 3 | 21 | 88% | 24 |
| University Hills health and Rehabilitation | | 15 | 9 | 38% | 24 |
| FHMG- FLORIDA HOSPITAL MEDICAL GROUP | | 17 | 7 | 29% | 24 |
| BUECHELE DENTAL PA DBA CLERMONT FAMILY DENTISTRY | | 20 | 4 | 17% | 24 |
| EVERLYWELL | | 14 | 10 | 42% | 24 |
| CENTRA CARE – SAND LAKE | | 1 | 23 | 96% | 24 |
| COURTYARDS OF ORLANDO | | 24 | | | 24 |
| MEDRITE URGENT CARE | | 16 | 8 | 33% | 24 |
| TRUGENX | | 1 | 23 | 96% | 24 |
| HENNEPIN COUNTY MEDICAL CENTER (HCMC) | | 12 | 11 | 48% | 23 |
| CHAMBREL AT ISLAND LAKE | | 23 | | | 23 |
| CITYMD OF MANAHAWKIN | | 22 | 1 | 4% | 23 |
| UNION MEDICAL CARE PLLC | | 23 | | | 23 |
| CDR MAGUIRE INC | 1 | 2 | 20 | 87% | 23 |
| SOUTHERN LABORATORY | | 6 | 17 | 74% | 23 |
| THE TERRACE OF JACKSONVILLE | | 3 | 20 | 87% | 23 |
| PARK WEST MEDICAL CENTER | | 22 | 1 | 4% | 23 |
| PENSACOLA PEDIATRICS - PACE | | 16 | 7 | 30% | 23 |
| MEDICATION ROOMS-CSU/CI NURSE STATION | 1 | 20 | 2 | 9% | 23 |
| SEVEN HILLS HEALTH AND REHABILITATION CENTER | | 23 | | | 23 |
| MINUTE CLINIC LLC #2216 | | 22 | 1 | 4% | 23 |
| VILLAGE ON THE ISLE□ | | 21 | 2 | 9% | 23 |
| UNIVERSITY HILLS HEALTH AND REHABILITATION CENTER | | 18 | 5 | 22% | 23 |
| UF HEALTH NORTH JACKSONVILLE | | | 23 | 100% | 23 |
| LONG ISLAND JEWISH MED CTR | | 22 | 1 | 4% | 23 |
| WEST VOLUSIA FAMILY AND SPORTS MEDICINE | | 23 | | | 23 |
| NORTH FLORIDA PEDIATRICS | | 22 | 1 | 4% | 23 |
| PALM HARBOR FAMILY PRACTICE & WALK-IN | | 13 | 10 | 43% | 23 |
| ISLAND COAST PEDIATRICS PA | | 22 | 1 | 4% | 23 |
| SENIOR HEALTH OF WINTER PARK DUNDEE | | 23 | | | 23 |
| EGL GENETIC DIAGNOSTICS | | 1 | 22 | 96% | 23 |
| DIACARTA INC. | | 22 | | | 22 |
| ADVANCED MEDICAL OF NAPLES LLC | | | 22 | 100% | 22 |
| LEVY COUNTY DEPARTMENT OF HEALTH | | 19 | 3 | 14% | 22 |
| FLORIDA PEDIATRICS | | 6 | 16 | 73% | 22 |
| FIRST CHOICE PEDIATRICS LOOP | | 20 | 2 | 9% | 22 |
| TARPON BAYOU CENTER | | | 22 | 100% | 22 |
| CENTRA CARE - DR. PHILLIPS | | 1 | 21 | 95% | 22 |
| ADVENT HEALTH CENTRA CARE - APOPKA NORTH | | 10 | 12 | 55% | 22 |
| PULMONARY SPECIALISTS OF THE PALM BEACHES | | 15 | 7 | 32% | 22 |

COVID-19: testing by laboratory

Data through Dec 10, 2020 verified as of Dec 11, 2020 at 09:25 AM

Data in this report are provisional and subject to change.

The numbers in the table below represent the number of Florida and non-Florida residents for whom test results were received by the Department of Health. A person can be tested by more than one laboratory and can have both positive and negative results. **Therefore, the sum of the numbers in each column will be larger than the total number of people tested.**

| Reporting lab | Inconclusive | Negative | Positive | Percent positive | Total |
|--|--------------|----------|----------|------------------|-------|
| MILLENNIUM PHYSICIAN GROUP LLC | | 18 | 4 | 18% | 22 |
| MY CLINICAL LAB INC | | 4 | 18 | 82% | 22 |
| KEY PRIMARY CARE | | | 22 | 100% | 22 |
| MOBILE DIVISION LABORATORY | | 7 | 15 | 68% | 22 |
| TEN HEALTHCARE | | 6 | 16 | 73% | 22 |
| KINDRED AT HOME | | 17 | 5 | 23% | 22 |
| MADISON COUNTY MEMORIAL HOSP | | 12 | 10 | 45% | 22 |
| SUNQUEST | | 3 | 19 | 86% | 22 |
| BROOKDALE PALMER RANCH | 1 | 19 | 2 | 9% | 22 |
| BAPTIST HEALTH SOUTH FLORIDA - WEST BOCA URGENT CARE | | | 22 | 100% | 22 |
| BROOKDALE UNIVERSITY HOSPITAL | | 21 | 1 | 5% | 22 |
| WUESTHOFF MEDICAL CENTER-MELBOURNE | | | 22 | 100% | 22 |
| FHMG-FLORIDA HOSPITAL MEDICAL GROUP | | 19 | 3 | 14% | 22 |
| VIERA HOSPITAL, INC | | 14 | 8 | 36% | 22 |
| PRACTICE MANAGEMENT OF AMERICA, INC. | | 2 | 20 | 91% | 22 |
| PLAINVIEW URGENT CARE | | 21 | 1 | 5% | 22 |
| CLINICAL PATHOLOGY LABORATORIES SOUTHEAST | | | 21 | 100% | 21 |
| ROSECASTLE AT DELANEY CREEK | | 21 | | | 21 |
| MINUTECLINIC LLC #3291 | | 19 | 2 | 10% | 21 |
| VASSAR BROTHERS MEDICAL CENTER LABORATORY | | 20 | 1 | 5% | 21 |
| MONTEFIORE NEW ROCHELLE HOSPITAL | | 20 | 1 | 5% | 21 |
| PATHGROUP | | | 21 | 100% | 21 |
| WARDE MEDICAL LABORATORY | | 15 | 6 | 29% | 21 |
| IMA MEDICAL GROUP | | 14 | 7 | 33% | 21 |
| STATE LAB | | 2 | 19 | 90% | 21 |
| PORT SAINT JOHN FAMILY PRACTICE | | 17 | 4 | 19% | 21 |
| NAPLES CHILDREN'S URGENT CARE | | 17 | 4 | 19% | 21 |
| STEWART MEDICAL GROUP, INC | | 15 | 6 | 29% | 21 |
| GASTROENTEROLOGY ASSOCIATES OF PENSACOLA PA | | 20 | 1 | 5% | 21 |
| SEMINOLE TRIBE OF FLORIDA | | 16 | 5 | 24% | 21 |
| CRANE CENTER | | 14 | 7 | 33% | 21 |
| PORT CHARLOTTE REHABILITATION CENTER | | 18 | 3 | 14% | 21 |
| LAKE MORTON PLAZA☐ | | 21 | | | 21 |
| AFTER HOURS PEDIATRICS | | | 21 | 100% | 21 |
| ST JUDE CHILDRENS RESEARCH HOSPITAL | | 21 | | | 21 |
| MINUTECLINIC DIAGNOSTIC OF RHODE ISLAND, LLC #212 | | 21 | | | 21 |
| NURSES HELPING HANDS INC ALF | | 21 | | | 21 |
| CARE ONE OF FLORIDA LLC | | 12 | 9 | 43% | 21 |
| LAKELAND NURSING AND REHABILITATION CENTER | | | 21 | 100% | 21 |
| BOCA BIOLISTIC REFERENCE LAB | | | 21 | 100% | 21 |
| WESTPAC LABS | | 1 | 19 | 95% | 20 |
| LAFAYETTE NURSING AND REHABILITATION CENTER | | 20 | | | 20 |
| HENDRY REGIONAL CORPORATE HEALTH | | | 20 | 100% | 20 |
| CL BRUMBACK PRIMARY CARE CLINIC LANTANA | | 2 | 18 | 90% | 20 |
| INTERNATIONAL MEDICAL LABORATORY | | 20 | | | 20 |
| TGH MEDICAL GROUP LABORATORY CARROLLWOOD | | | 20 | 100% | 20 |
| ROYAL PALM SENIOR RESIDENCE | | 20 | | | 20 |

COVID-19: testing by laboratory

Data through Dec 10, 2020 verified as of Dec 11, 2020 at 09:25 AM

Data in this report are provisional and subject to change.

The numbers in the table below represent the number of Florida and non-Florida residents for whom test results were received by the Department of Health. A person can be tested by more than one laboratory and can have both positive and negative results. **Therefore, the sum of the numbers in each column will be larger than the total number of people tested.**

| Reporting lab | Inconclusive | Negative | Positive | Percent positive | Total |
|--|--------------|----------|----------|------------------|-------|
| MALCOM RANDALL DEPT OF VAMC | | | 20 | 100% | 20 |
| BAY PEDIATRICS PA | | 18 | 2 | 10% | 20 |
| BISHOP GRADY VILLAS | | 20 | | | 20 |
| MAUREEN OROURKE-FUTEY | | | 20 | 100% | 20 |
| HUNT CLUB PEDIATRIC ASSOCIATES LLC | | 19 | 1 | 5% | 20 |
| LABORATORY ALLIANCE OF CENTRAL NEW YORK | | 19 | 1 | 5% | 20 |
| POINT OF CARE CLINICS PRIMARY CARE | | 20 | | | 20 |
| FRICKS PHARMACY | | 15 | 5 | 25% | 20 |
| BROOKDALE JENSEN BEACH | | 20 | | | 20 |
| CARENOW - DOWNTOWN NORTH GULCH | | 20 | | | 20 |
| HEALTHY MINORS, LLC. | | 20 | | | 20 |
| ROCKLEDGE FAMILY HEALTH | | | 20 | 100% | 20 |
| UPMC CHAUTAUQUA AT WCA LABORATORY | | 19 | 1 | 5% | 20 |
| JAMAICA HOSPITAL MEDICAL CENTER | | 19 | 1 | 5% | 20 |
| BARRY UNIVERSITY STUDENT HEALTH SERVICES | | 10 | 10 | 50% | 20 |
| VENICE REGIONAL MEDICAL CENTER BAYFRONT HEALTH | | 7 | 13 | 65% | 20 |
| MEDICAL EXPRESS CORP | | 18 | 2 | 10% | 20 |
| POARCH BANC CREEK INDIANS TRIBAL HEALTH DEPARTMENT | | | 20 | 100% | 20 |
| FLORIDA MEDICAL CLINIC LLC | | 19 | 1 | 5% | 20 |
| NORTH CAROLINA DEPARTMENT OF HEALTH & HUMAN SERVICES | | | 20 | 100% | 20 |
| HEARTLAND HEALTHCARE AND REHAB CENTER | | | 20 | 100% | 20 |
| San Jose Health & Rehabilitation | | 20 | | | 20 |
| FLORIDA HOSPITAL LABS | | 11 | 9 | 45% | 20 |
| STONE WASH CLINICAL LABORATORIES | | 2 | 17 | 89% | 19 |
| THE COMMONWEALTH OF MASSACHUSETTS | | | 19 | 100% | 19 |
| STEWARD ROCKLEDGE HOSPITAL | | | 19 | 100% | 19 |
| INTERCOASTAL MEDICAL GROUP | | | 19 | 100% | 19 |
| MINUTECLINIC, LLC #08366 | | 15 | 4 | 21% | 19 |
| UNIVERSITY HOSPITAL | | 16 | 3 | 16% | 19 |
| WOLFF CTR FOR CHILD & ADOLESCENT HEALTH PLLC,THE | | 17 | 2 | 11% | 19 |
| CROSSWINDS HEALTH AND REHABILITATION CENTER | | 19 | | | 19 |
| Centre Pointe Health and Rehabilitation Center | | 19 | | | 19 |
| SEVEN RIVERS REGIONAL MEDICAL CENTER | | 5 | 14 | 74% | 19 |
| BAYVIEW MEDICAL | | 19 | | | 19 |
| PREMISE HEALTH MIA | | | 19 | 100% | 19 |
| COASTAL PHYSICIANS, LLC | | 10 | 9 | 47% | 19 |
| ESOTERIX GENETIC LABORATORIES | | 16 | 3 | 16% | 19 |
| BETHUNE-COOKMAN UNIVERSITY | | 1 | 18 | 95% | 19 |
| REDITUS LABORATORIES | | | 19 | 100% | 19 |
| GOOD SAMARITAN HOSPITAL LABORATORY | | 16 | 3 | 16% | 19 |
| INTEGRATED REGIONAL LABORATORIES - LARGO | | | 19 | 100% | 19 |
| LAB INTERMARKET FACILITY LAB | | 1 | 18 | 95% | 19 |
| PHYSICIANS STAT | | 1 | 18 | 95% | 19 |
| TGH URGENT CARE - RIVERVIEW | | | 19 | 100% | 19 |
| CENTRAL FLORIDA HEALTH CARE INC | | 2 | 17 | 89% | 19 |
| GRAMERCY PARK URGENT CARE | | 19 | | | 19 |
| ADVENT HEALTH - LAKE MARY PEDIATRICS | | 12 | 7 | 37% | 19 |

COVID-19: testing by laboratory

Data through Dec 10, 2020 verified as of Dec 11, 2020 at 09:25 AM

Data in this report are provisional and subject to change.

The numbers in the table below represent the number of Florida and non-Florida residents for whom test results were received by the Department of Health. A person can be tested by more than one laboratory and can have both positive and negative results. **Therefore, the sum of the numbers in each column will be larger than the total number of people tested.**

| Reporting lab | Inconclusive | Negative | Positive | Percent positive | Total |
|---|--------------|----------|----------|------------------|-------|
| SUMMIT MEDICAL GROUP PA | | 19 | | | 19 |
| AMERICAN ESOTERIC LABORATORIES | | 5 | 14 | 74% | 19 |
| LAKEVIEW INTERNAL MEDICINE | | 6 | 13 | 68% | 19 |
| ISLAND URGENT CARE PLLC | | 19 | | | 19 |
| ARDEN COURTS OF WINTER SPRINGS | | 18 | 1 | 5% | 19 |
| MED HEALTH SERVICES | | 18 | 1 | 5% | 19 |
| BARKLEY PLACE | | 19 | | | 19 |
| MADISON COUNTY MEMORIAL HOSPITAL LABORATORY | | 14 | 5 | 26% | 19 |
| TUKA PEDIATRICS | | 1 | 17 | 94% | 18 |
| VETERANS AFFAIRS MEDICAL CENTER - NEW YORK HARBOR | | 17 | 1 | 6% | 18 |
| JACKSON NORTH MEDICAL CENTER | | 2 | 16 | 89% | 18 |
| GREEN GABLES ASSISTED LIVING FACILITY | | 18 | | | 18 |
| MARATHON HEALTH FOR LIFE | | 16 | 2 | 11% | 18 |
| NIGHT LITE PEDIATRIC CENTER | | 10 | 8 | 44% | 18 |
| MORTON PLANT | | | 18 | 100% | 18 |
| MOOSEHAVEN HEALTH CENTER | | 12 | 6 | 33% | 18 |
| MADISON CORE LABORATORIES | | 17 | 1 | 6% | 18 |
| TPCA CLINICAL LABORATORIES | | 15 | 3 | 17% | 18 |
| STEWART MEDICAL GROUP INC | | | 18 | 100% | 18 |
| WALK IN MEDICAL URGENT CARE | | 18 | | | 18 |
| XPRESS WELLNESS URGENT CARE | | | 18 | 100% | 18 |
| BULLS HEAD URGENT CARE | | 18 | | | 18 |
| FELICIDAD MEDICAL CENTER | | | 18 | 100% | 18 |
| MOORINGS PARK OAKSTONE AT GREY OAKS | | 17 | 1 | 6% | 18 |
| JEFFERSON K-12, A SOMERSET SCHOOL- CLINIC | | 16 | 2 | 11% | 18 |
| ENGLEWOOD HOSPITAL AND MEDICAL CENTER | | 14 | 4 | 22% | 18 |
| DEVELOPMENTAL DISABILITIES DEFENDANT PROGRAM | | 18 | | | 18 |
| MINUTE CLINIC, LLC DBA MINUTECLINIC #4505 | | 17 | 1 | 6% | 18 |
| WHITE WILSON MEDICAL CENTER PA - NAVARRE | | | 18 | 100% | 18 |
| AMERICAN HOUSE SENIOR LIVING | | 18 | | | 18 |
| MAYO CLINIC JACKSONVILLE | | | 18 | 100% | 18 |
| LAKE CITY VA MEDICAL CENTER | | | 18 | 100% | 18 |
| SUSANNA WESLEY HEALTH CENTER | | 17 | 1 | 6% | 18 |
| ST PETER'S BENDER LABORATORY | | 18 | | | 18 |
| MAINSTREAM DIAGNOSTIC LABORATORY LLC | | 14 | 4 | 22% | 18 |
| ACCESS 365 URGENT CARE | | 7 | 11 | 61% | 18 |
| HARTFORD HOSPITAL ANCILLARY LAB | | 17 | 1 | 6% | 18 |
| MAKO MEDICAL | | 14 | 4 | 22% | 18 |
| CLERMONT ADVENTHEALTH CENTRA CARE | | | 18 | 100% | 18 |
| NOVANT HEALTH | | 14 | 4 | 22% | 18 |
| TOTAL RENAL LABORATORIES INC | | 13 | 5 | 28% | 18 |
| DAVID LAWRENCE CENTER | | 15 | 3 | 17% | 18 |
| Wiregrass Rehabilitation Center and Nursing Home | | 18 | | | 18 |
| DCH REGIONAL MEDICAL CENTER LABORATORY | | 16 | 1 | 6% | 17 |
| CONSOLIDATED LAB SERVICES | | 8 | 9 | 53% | 17 |
| CAREMED INTERNAL MEDICINE | | | 17 | 100% | 17 |
| JA POC MANUAL SUBSECTION | | 17 | | | 17 |

COVID-19: testing by laboratory

Data through Dec 10, 2020 verified as of Dec 11, 2020 at 09:25 AM

Data in this report are provisional and subject to change.

The numbers in the table below represent the number of Florida and non-Florida residents for whom test results were received by the Department of Health. A person can be tested by more than one laboratory and can have both positive and negative results. **Therefore, the sum of the numbers in each column will be larger than the total number of people tested.**

| Reporting lab | Inconclusive | Negative | Positive | Percent positive | Total |
|--|--------------|----------|----------|------------------|-------|
| ST. JUDES LABORATORIES | | 12 | 5 | 29% | 17 |
| COLORADO DEPARTMENT OF HEALTH LABORATORY SERVICES DIVISION | | | 17 | 100% | 17 |
| WATERCREST ST LUCIE WEST | | 16 | 1 | 6% | 17 |
| UVMC MICROBIOLOGY | | 16 | 1 | 6% | 17 |
| Cleveland Clinic Laboratories | | 4 | 13 | 76% | 17 |
| LONG TERM CARE OF GULF BREEZE LLC | | 17 | | | 17 |
| SOUTHSIDE HOSPITAL NORTHWELL HEALTH LABORATORY | | 16 | 1 | 6% | 17 |
| FLORIDA DEPARTMENT OF HEALTH IN LIBERTY COUNTY | | 13 | 4 | 24% | 17 |
| MIAMI VA HEALTHCARE SYSTEM | | | 17 | 100% | 17 |
| COAST MED URGENT CARE | | 16 | 1 | 6% | 17 |
| SARASOTA MEMORIAL NURSING & REHABILITATION CTR | | 17 | | | 17 |
| Coastal Health and Rehabilitation Center | | 16 | 1 | 6% | 17 |
| ASCENSION ST VINCENT'S PRIMARY CARE | | | 17 | 100% | 17 |
| VALENCIA HOUSE ALF | | 17 | | | 17 |
| Mt Sinai Aventura | | | 17 | 100% | 17 |
| SOLARIS SENIOR LIVING OF MERRITT ISLAND | | 17 | | | 17 |
| RIVERHEAD URGENT CARE | | 17 | | | 17 |
| RADIOLOGY ASSOCIATES OF VENICE AND ENGLEWOOD | | 16 | 1 | 6% | 17 |
| GREENLEAF ALF | | 17 | | | 17 |
| WINTER PARK FAMILY PRACTICE LLC | | 17 | | | 17 |
| OAK MANOR NURSING HOME | | 16 | 1 | 6% | 17 |
| RESIDENCE AT BAY VUE | | 17 | | | 17 |
| GOOD HEARTS COVID TESTING | | | 17 | 100% | 17 |
| FLORIDA COMMUNITY HEALTH CENTER OF ST. LUCIE | | 1 | 16 | 94% | 17 |
| Life Care Center at Inverrary | | 17 | | | 17 |
| UNIVERSITY MEDICAL CTR OF PRINCETON AT | | 17 | | | 17 |
| GRAND OAKS OF PALM CITY LLC | | 16 | 1 | 6% | 17 |
| SOUTHWEST ORLANDO FAMILY MEDICINE, PL | | 12 | 5 | 29% | 17 |
| STETSON UNIVERSITY STUDENT HEALTH CENTER | | 3 | 14 | 82% | 17 |
| NORTH FLORIDA PEDIATRICS - JACKSONVILLE | | 15 | 2 | 12% | 17 |
| CARESPOT | | 1 | 16 | 94% | 17 |
| NORTH PINELLAS CHILDRENS MEDICAL CENTER | | | 16 | 100% | 16 |
| SRMC AVALON | | 9 | 7 | 44% | 16 |
| URGENT CARE WEST CLINIC | | 14 | 2 | 13% | 16 |
| INTERNAL MEDICINE ASSOCIATES & SPECIALTIES INC | | 15 | 1 | 6% | 16 |
| FLAGLER HOSPITAL INC | 2 | | 14 | 88% | 16 |
| HAWTHORN HOUSE | | 14 | 2 | 13% | 16 |
| ST ELIZABETH MEDICAL CENTER LABORATORY | | 15 | 1 | 6% | 16 |
| ALL FLORIDA FAMILY & SPORTS MEDICINE | | 15 | 1 | 6% | 16 |
| AMMON ANALYTICAL LABORATORIES | | 14 | 2 | 13% | 16 |
| XERA MED RESEARCH | | | 16 | 100% | 16 |
| FAST TRACK URGENT CARE CENTER - TYRONE | | | 16 | 100% | 16 |
| HEALTH CENTRAL HOSPITAL | | | 16 | 100% | 16 |
| MED PLUS FLORENCE | | 12 | 4 | 25% | 16 |
| BRENTWOOD RETIREMENT COMMUNITY | | 14 | 2 | 13% | 16 |
| FERN PARK DEVELOPMENTAL CENTER | | | 16 | 100% | 16 |
| WINDERMERE MEDICAL CENTER | | 13 | 3 | 19% | 16 |

COVID-19: testing by laboratory

Data through Dec 10, 2020 verified as of Dec 11, 2020 at 09:25 AM

Data in this report are provisional and subject to change.

The numbers in the table below represent the number of Florida and non-Florida residents for whom test results were received by the Department of Health. A person can be tested by more than one laboratory and can have both positive and negative results. **Therefore, the sum of the numbers in each column will be larger than the total number of people tested.**

| Reporting lab | Inconclusive | Negative | Positive | Percent positive | Total |
|--|--------------|----------|----------|------------------|-------|
| SEA PINES REHABILITATION HOSPITAL | | 16 | | | 16 |
| ESTATES MEDICAL CENTER | | 12 | 4 | 25% | 16 |
| WASHINGTON REHAB AND NURSING | | 16 | | | 16 |
| SAMFORD UNIVERSITY HEALTH SERVICES | | 15 | 1 | 6% | 16 |
| HARBORCHASE OF WELLINGTON CROSSING | | 15 | 1 | 6% | 16 |
| COLONY CARE CENTER | | 8 | 8 | 50% | 16 |
| URGENT CARE CLINIC OF LINCOLN | | 14 | 2 | 13% | 16 |
| ASURANCE SCIENTIFIC LABORATORIES | | 16 | | | 16 |
| MILLENNIUM PHYSICIAN GRP LLC NAPLES PINE RIDGE | | | 16 | 100% | 16 |
| LINCOLN MEDICAL AND MENTAL HEALTH CENTER | | 16 | | | 16 |
| TREASURE COAST MEDICAL ASSOCIATES INC | | 9 | 6 | 40% | 15 |
| RENAISSANCE SENIOR LIVING | | 15 | | | 15 |
| CARE CENTERS OF NASSAU | | 14 | 1 | 7% | 15 |
| DIATHERIX | | 13 | 2 | 13% | 15 |
| ADVENT HEALTH - ZEPHYRHILLS | | | 15 | 100% | 15 |
| TELEVISIT MALABAR PEDIATRICS | | 5 | 10 | 67% | 15 |
| ST CATHERINE OF SIENA HOSPITAL | | 14 | 1 | 7% | 15 |
| COLONY CLUB ALF,THE | | 15 | | | 15 |
| EASTLAKE PEDIATRICS - TRINITY | | 15 | | | 15 |
| MAGNOLIA MEDICAL CLINIC | | 1 | 14 | 93% | 15 |
| JOHNS HOPKINS CHILDREN'S HOSPITAL | | | 15 | 100% | 15 |
| ERIC C MARSHAL MD, PC DBA MINUTECLINIC | | 14 | 1 | 7% | 15 |
| MILTON 4707 | | 15 | | | 15 |
| UM MILLER SCHOOL OF MEDICINE | | | 15 | 100% | 15 |
| HERNANDO COUNTY FIRE RESCUE DISTRICT | | 8 | 7 | 47% | 15 |
| CONNECTDX | | 3 | 12 | 80% | 15 |
| FAMILY CARE CENTER OF ARLINGTON | | 10 | 5 | 33% | 15 |
| SINAI HOSPITAL OF BALTIMORE | | 15 | | | 15 |
| NOVANT HEALTH GOHEALTH URGENT CARE-HARRISBURG | | 8 | 7 | 47% | 15 |
| BRIDGEVIEW CENTER LLC | | 12 | 3 | 20% | 15 |
| SPEARHEAD MEDICAL | | | 15 | 100% | 15 |
| BOZEMAN HEALTH DEACONESS HOSPITAL | | 12 | 3 | 20% | 15 |
| DALE MEDICAL CENTER | | 10 | 5 | 33% | 15 |
| HOLLEY-NAVARRE MEDICAL CLINIC | | 5 | 10 | 67% | 15 |
| HODGES CLUSTER | | 2 | 13 | 87% | 15 |
| MORTON PLANT HOSPITAL NURSING | | | 15 | 100% | 15 |
| WALGREEN EASTERN CO, INC | | 15 | | | 15 |
| KEY WEST MEDICAL CENTER | 1 | 14 | | | 15 |
| JACOBI MEDICAL CENTER | | 15 | | | 15 |
| ORLANDO HEALTH | | 2 | 13 | 87% | 15 |
| HERNANDO ENDOSCOPY AND SURGERY CENTER | | 13 | 2 | 13% | 15 |
| ANDALUSIA HEALTH | | 7 | 8 | 53% | 15 |
| ALL PEDIATRIC CARE | | | 15 | 100% | 15 |
| BROOKWOOD BAPTIST MEDICAL CENTER | | 14 | 1 | 7% | 15 |
| FLAGLER HOSPITAL LABORATORY | | 2 | 13 | 87% | 15 |
| LAKE WALES OPERATING GROUP LLC | | 14 | 1 | 7% | 15 |
| RITECARE MEDICAL CENTER | | | 15 | 100% | 15 |

COVID-19: testing by laboratory

Data through Dec 10, 2020 verified as of Dec 11, 2020 at 09:25 AM

Data in this report are provisional and subject to change.

The numbers in the table below represent the number of Florida and non-Florida residents for whom test results were received by the Department of Health. A person can be tested by more than one laboratory and can have both positive and negative results. **Therefore, the sum of the numbers in each column will be larger than the total number of people tested.**

| Reporting lab | Inconclusive | Negative | Positive | Percent positive | Total |
|---|--------------|----------|----------|------------------|-------|
| KINDRED HOSPITAL NORTH FLORIDA | | 13 | 2 | 13% | 15 |
| HARMONY HEALTH OPCO, LLC | | 15 | | | 15 |
| UAH STUDENT HEALTH CENTER | | 10 | 5 | 33% | 15 |
| PINES NURSING HOME | | 14 | 1 | 7% | 15 |
| KINDRED HOSPITAL MELBOURNE | | 15 | | | 15 |
| PRIME CARE ONE LLC/HARBORCHASE OF VENICE | | | 15 | 100% | 15 |
| RJ LEE GROUP | 1 | 14 | | | 15 |
| ADVENT HEALTH CENTRA CARE - LAKE BUENA VISTA | | | 15 | 100% | 15 |
| EDWARD J HEALEY REHAB & NURSING CENTER | | 15 | | | 15 |
| BONIFAY NURSING AND REHAB CENTER | | | 15 | 100% | 15 |
| HARMONY CLINIC | | 1 | 13 | 93% | 14 |
| BONIFAY NURSING AND REHABILITATION CENTER | | | 14 | 100% | 14 |
| HUNT CLUB MEDICAL | | 12 | 2 | 14% | 14 |
| THE CANOPY AT HARPER LAKE | 1 | | 13 | 93% | 14 |
| HOLY NAME HOSPITAL LABORATORY | | 13 | 1 | 7% | 14 |
| CVS | | | 14 | 100% | 14 |
| ASTORIA HEALTH AND REHABILITATION CENTER | | 13 | 1 | 7% | 14 |
| WILLOW BROOKE COURT AT AZALEA TRACE | | 14 | | | 14 |
| BRANDON COMMUNITY HEALTH CENTER | | 7 | 7 | 50% | 14 |
| OKEECHOBEE HEALTHCARE FACILITY | | | 14 | 100% | 14 |
| NORTHWESTERN MEMORIAL HOSPITAL | | | 14 | 100% | 14 |
| CHILDREN'S MEDICAL CENTER | | | 14 | 100% | 14 |
| FAMILY CARE CYPRESS CREEK | | 1 | 13 | 93% | 14 |
| PALMETTO PEDIATRICS | | | 14 | 100% | 14 |
| CRUCIAL CARE | | 8 | 6 | 43% | 14 |
| ADVENT HEALTH PRIMARY CARE PLUS, WINTER GARDEN | | 10 | 4 | 29% | 14 |
| HELIX DIAGNOSTICS | | | 14 | 100% | 14 |
| BOCA SIMON | | 2 | 12 | 86% | 14 |
| ALAN L MELOTEK MD | | 14 | | | 14 |
| FLORIDA DEPARTMENT OF HEALTH IN CALHOUN COUNTY | | 10 | 4 | 29% | 14 |
| EMERGENCY PHYSICIANS MEDICAL CENTER LLC | | 6 | 8 | 57% | 14 |
| BROWARD HEALTH IMPERIAL POINT NURSING | | | 14 | 100% | 14 |
| CARESPOT OF NOCATEE | | | 14 | 100% | 14 |
| POLK CHD BARTOW | | 13 | 1 | 7% | 14 |
| INNOVATION CLINICAL TRIALS, INC | | | 14 | 100% | 14 |
| NORTH CENTRAL BRONX HOSPITAL | | 13 | 1 | 7% | 14 |
| LAKE GIBSON VILLAGE, LLC | | 14 | | | 14 |
| CENTRAL FLORIDA PEDIATRICS | | 5 | 9 | 64% | 14 |
| ADVANCED URGENT CARE | | 12 | 2 | 14% | 14 |
| HEALTHFIRST ADVENT HEALTH CENTRA CARE COCOA BEACH | | | 14 | 100% | 14 |
| LIFE CARE CENTER OF JACKSONVILLE | | | 14 | 100% | 14 |
| EPIPHANY HEALTH | | 8 | 6 | 43% | 14 |
| HORIZON ALF | | 14 | | | 14 |
| GLEN COVE HOSPITAL | | 14 | | | 14 |
| FLORIDA HEALTH CARE PLANS INC | | 1 | 13 | 93% | 14 |
| CANTERFIELD OF CLAY COUNTY | | 14 | | | 14 |
| SIGNATURE HEALTHCARE OF ORANGE PARK | | 14 | | | 14 |

COVID-19: testing by laboratory

Data through Dec 10, 2020 verified as of Dec 11, 2020 at 09:25 AM

Data in this report are provisional and subject to change.

The numbers in the table below represent the number of Florida and non-Florida residents for whom test results were received by the Department of Health. A person can be tested by more than one laboratory and can have both positive and negative results. **Therefore, the sum of the numbers in each column will be larger than the total number of people tested.**

| Reporting lab | Inconclusive | Negative | Positive | Percent positive | Total |
|--|--------------|----------|----------|------------------|-------|
| MEDEMERGE | | 13 | 1 | 7% | 14 |
| NEW YORK PRESBYTERIAN - ALLEN HOSPITAL | | 14 | | | 14 |
| AURORA DIAGNOSTICS | | 3 | 11 | 79% | 14 |
| WALGREENS COVID-19 | | 13 | 1 | 7% | 14 |
| BENTON HOUSE OF PORT ORANGE | | 8 | 6 | 43% | 14 |
| CHIPOLA MEDICAL ASSOCIATES | | 2 | 12 | 86% | 14 |
| GRAND VILLA OF ST. PETERSBURG | | 12 | 2 | 14% | 14 |
| FLORIDA HEART & VASCULAR MULTISPECIALTY GROUP PA | | 12 | 2 | 14% | 14 |
| FINLAY C. LABORATORY | | 3 | 10 | 77% | 13 |
| HARBOUR ISLAND PEDIATRICS | | 9 | 4 | 31% | 13 |
| COUNTY OF LOS ANGELES | | | 13 | 100% | 13 |
| FORT WALTON BEACH DEVELOPMENTAL CENTER | | 12 | 1 | 8% | 13 |
| WELLINGTON FAMILY PRACTICE | | 13 | | | 13 |
| SHORE MEMORIAL HOSPITAL | | 12 | 1 | 8% | 13 |
| FUNGAL REFERENCE LABORATORY | | 12 | 1 | 8% | 13 |
| WHITE WILSON MEDICAL CENTER IMMEDIATE CARE | | | 13 | 100% | 13 |
| HEALTH MED CENTERS | | 13 | | | 13 |
| ADVENTHEALTH EXPRESS CARE AT WALGREENS 49TH STREET | | 8 | 5 | 38% | 13 |
| Sunnyside Care Center | | 13 | | | 13 |
| ESCAMBIA COMMUNITY CLINIC | | 2 | 11 | 85% | 13 |
| REGENCY SQUARE MALL - SEARS | | 2 | 11 | 85% | 13 |
| OSCEOLA ALF OPERATOR, LLC DBA□ | | 13 | | | 13 |
| VILLA OF KINGS AND QUEENS OF DELRAY | | 13 | | | 13 |
| LONG BEACH URGENT CARE | | 13 | | | 13 |
| MEDEXPRESS - BLOOMIN BRANDS | | 4 | 9 | 69% | 13 |
| IN-OFFICE LAB | | 12 | 1 | 8% | 13 |
| SOUTHEAST FAMILY HEALTHCARE CENTER | | | 13 | 100% | 13 |
| FORT SANDERS REGIONAL LABORATORY | | 13 | | | 13 |
| CLINICAL LABORATORY SERVICES | | | 13 | 100% | 13 |
| PRIMECARE OF DOTHAN-DALEVILLE CLINIC | | 11 | 2 | 15% | 13 |
| ARBOR TERRACE SAN JOSE LLC | | 12 | 1 | 8% | 13 |
| NO NAME | | 8 | 5 | 38% | 13 |
| UNIVERSITY LAB | | | 13 | 100% | 13 |
| GENERAL INTERNAL MEDICINE MEDICAL CTR CLINIC | | 9 | 4 | 31% | 13 |
| BAY COUNTY SHERIFFS OFFICE JAIL FACILITY | | 11 | 2 | 15% | 13 |
| OPIS ISLAND LAKE CENTER | | 13 | | | 13 |
| DESOTO PALMS ALF | | 13 | | | 13 |
| DYNAMIC DNA LAB | | 1 | 12 | 92% | 13 |
| CLEVELAND CLINIC | | | 13 | 100% | 13 |
| FLORIDA STATE HOSPITAL | | | 13 | 100% | 13 |
| PARKWEST MEDICAL CENTER | | 11 | 2 | 15% | 13 |
| TALLAHASSEE DEVELOPMENTAL CENTER□ | | 13 | | | 13 |
| NEW YORK METHODIST HOSPITAL | | 12 | | | 12 |
| FLORIDA DEPT OF HEALTH | | 4 | 8 | 67% | 12 |
| EMERALD COAST BEHAVIORAL HOSPITAL | | 12 | | | 12 |
| MORRIS PARK URGENT CARE | | 9 | 3 | 25% | 12 |
| CANTON-POTSDAM HOSPITAL LABORATORY | | 12 | | | 12 |

COVID-19: testing by laboratory

Data through Dec 10, 2020 verified as of Dec 11, 2020 at 09:25 AM

Data in this report are provisional and subject to change.

The numbers in the table below represent the number of Florida and non-Florida residents for whom test results were received by the Department of Health. A person can be tested by more than one laboratory and can have both positive and negative results. **Therefore, the sum of the numbers in each column will be larger than the total number of people tested.**

| Reporting lab | Inconclusive | Negative | Positive | Percent positive | Total |
|--|--------------|----------|----------|------------------|-------|
| ST VINCENT'S EAST | | 11 | 1 | 8% | 12 |
| STUART LODGE LIVING LLC | | 4 | 8 | 67% | 12 |
| NAPLES GREEN VILLAGE | | 12 | | | 12 |
| MI2297090CV HOLLAND-23D2189684 | | 12 | | | 12 |
| MERIDIAN AT WATERWAYS, THE | | 10 | 2 | 17% | 12 |
| SHELBY COUNTY HEALTH CARE CORPORATION | | 9 | 3 | 25% | 12 |
| PROFESSIONAL PEDIATRICS | | 11 | 1 | 8% | 12 |
| IREPERTOIRE_MOL_LAB | | 12 | | | 12 |
| SUMMIT MEDICAL GROUP - 75 E NORTHFIELD | | 10 | 2 | 17% | 12 |
| BETHESDA HEALTH PHYSICIAN GROUP INC | | | 12 | 100% | 12 |
| Consulate Health Care of Jacksonville | | | 12 | 100% | 12 |
| CALADIUM PEDIATRICS | | 11 | 1 | 8% | 12 |
| SUNRISE URGENT CARE ASSOCIATES LLC D/B/A | | 7 | 5 | 42% | 12 |
| MCWHORTER SCHOOL OF PHARMACY | | 12 | | | 12 |
| NEWYORK-PRESBYTERIAN/ LAWRENCE HOSPITAL LABORATORY | | 11 | 1 | 8% | 12 |
| REGENEXX TAMPA BAY | | 11 | 1 | 8% | 12 |
| BROWARD DIALYSIS | | | 12 | 100% | 12 |
| FLORIDA DEPARMENT OF HEALTH CLAY COUNTY | | | 12 | 100% | 12 |
| MAITLAND PRIMARY CARE | | 9 | 3 | 25% | 12 |
| VERITAS RESEARCH CORP | | | 12 | 100% | 12 |
| WALGREEN | | 4 | 8 | 67% | 12 |
| WASHINGTON COUNTY HEALTH DEPARTMENT | | 6 | 6 | 50% | 12 |
| BROOKLYN HOSPITAL CENTER DOWNTOWN CAMPUS | | 12 | | | 12 |
| LIFE CARE OF PORT SAINT LUCIE | | 3 | 9 | 75% | 12 |
| MELBOURNE FAMILY PRACTICE | | 11 | 1 | 8% | 12 |
| LONG ISLAND JEWISH VALLEY STREAM | | 12 | | | 12 |
| FLORIDA DEPARTMENT OF HEALTH IN HILLSBOROUGH COUNTY | | | 12 | 100% | 12 |
| HUDSON VALLEY HOSPITAL CENTER LABORATORY | | 11 | 1 | 8% | 12 |
| MOBILE DOC FL, LLC | | 11 | 1 | 8% | 12 |
| CARDIOLOGY AND MEDICINE ASSOCIATES INC | | 12 | | | 12 |
| ERDOX | | 11 | 1 | 8% | 12 |
| LEON CHD | | 12 | | | 12 |
| VPA PC LAB | | 12 | | | 12 |
| BAPTIST MEDICAL CENTER EAST | | 9 | 3 | 25% | 12 |
| GLEN OAKS HEALTH AND REHABILITATION CENTER | | | 12 | 100% | 12 |
| MERCY MEDICAL URGENT CARE CENTER INC | | 2 | 10 | 83% | 12 |
| TOTTENVILLE CIRCLE URGENT CARE | | 12 | | | 12 |
| PROMEDICA LABORITORIES | | 11 | 1 | 8% | 12 |
| PREMIER MEDICAL ASSOCIATES ALL FLORIDA LLC | | 12 | | | 12 |
| APPLE DIAGNOSTICS LAB | | 5 | 7 | 58% | 12 |
| BVL PEDIATRICS | | 11 | | | 11 |
| ROBERT WOOD JOHNSON UNIVERSITY HOSP | | 9 | 2 | 18% | 11 |
| COLORADO DEPARTMENT OF PUBLIC HEALTH AND ENVIRONMENT | | | 11 | 100% | 11 |
| HOSPICE OF MARTIN & ST LUCIE, INC | | 11 | | | 11 |
| PRINCETON VILLAGE☐ | | 8 | 3 | 27% | 11 |
| BLISS HEALTHCARE SERVICES | | | 11 | 100% | 11 |
| MASSACHUSETTS GENERAL HOSPITAL | | 1 | 10 | 91% | 11 |

COVID-19: testing by laboratory

Data through Dec 10, 2020 verified as of Dec 11, 2020 at 09:25 AM

Data in this report are provisional and subject to change.

The numbers in the table below represent the number of Florida and non-Florida residents for whom test results were received by the Department of Health. A person can be tested by more than one laboratory and can have both positive and negative results. **Therefore, the sum of the numbers in each column will be larger than the total number of people tested.**

| Reporting lab | Inconclusive | Negative | Positive | Percent positive | Total |
|---|--------------|----------|----------|------------------|-------|
| THE TERRACE OF SAINT CLOUD | | 9 | 2 | 18% | 11 |
| STATEN ISLAND UNIVERSITY HOSPITAL | | 11 | | | 11 |
| CARE FAST MURABELLA | | 7 | 4 | 36% | 11 |
| Golfview Healthcare Center | | 11 | | | 11 |
| JESSIE TRICE COMMUNITY HEALTH SYSTEM, INC | | | 11 | 100% | 11 |
| DEPT OF VA MEDICAL CENTER - BAY PINES | | | 11 | 100% | 11 |
| SUMMIT ATLANTIC SURGERY CENTER | | 11 | | | 11 |
| SHELBY BAPTIST MEDICAL CENTER | | 6 | 5 | 45% | 11 |
| DMH STEINHATCHEE FAMILY MEDICINE | | 8 | 3 | 27% | 11 |
| CSL PLASMA INC | | 2 | 9 | 82% | 11 |
| WINTER PARK CARE AND REHABILITATION | | | 11 | 100% | 11 |
| CORE LABORATORY | | 1 | 10 | 91% | 11 |
| TREASURE COAST URGENT CARE | | | 11 | 100% | 11 |
| BRYAN WHITFIELD MEMORIAL HOSPITAL | | 7 | 4 | 36% | 11 |
| ORANGE REGIONAL MEDICAL CENTER LABORATORY | | 9 | 2 | 18% | 11 |
| JOSEPH SCHENKER MD PC DBA CENTERS URGENT | | 9 | 2 | 18% | 11 |
| SPRING MANOR ASSISTED LIVING | | 11 | | | 11 |
| PALM BEACH PATHOLOGY | | 9 | 2 | 18% | 11 |
| QUOTIENT SCIENCES LABS LLC | | | 11 | 100% | 11 |
| TROPICANA | | 5 | 6 | 55% | 11 |
| MAINSTREET FAMILY SELECT | | 1 | 10 | 91% | 11 |
| ROADS PEDIATRICS,LLC | | 10 | 1 | 9% | 11 |
| MINUTECLINIC DIAGNOSTICS MEDICAL GROUP | | 11 | | | 11 |
| UNIVERSITY CENTRA CARE | | 10 | 1 | 9% | 11 |
| LAB UNKNOWN | | | 11 | 100% | 11 |
| WEINBERG VILLAGE | | 11 | | | 11 |
| North Lake Care Center | | 11 | | | 11 |
| SONATA COCONUT CREEK | | 8 | 3 | 27% | 11 |
| PROHEALTH CARE ASSOCIATES MOBILE | | 9 | 2 | 18% | 11 |
| LEHIGH VALLEY HOSPITAL | | 3 | 8 | 73% | 11 |
| BAY PINES MEDICAL ASSOCIATES | | 1 | 10 | 91% | 11 |
| ST JOSEPH HOSPITAL | | 10 | 1 | 9% | 11 |
| Cross Care Center | | | 11 | 100% | 11 |
| Belleair Healthcare Center | | 7 | 4 | 36% | 11 |
| FHCP-PORT ORANGE | | 3 | 8 | 73% | 11 |
| CINNAMON COVE ALF | | 11 | | | 11 |
| NIGHT LITE PEDIATRICS CENTER, LLC | | 1 | 10 | 91% | 11 |
| HEALTHCARE NOW | | | 11 | 100% | 11 |
| PALMS MEDICAL GROUP - LAKE CITY WEST | | 3 | 8 | 73% | 11 |
| ADVENT HEALTH - CARROLLWOOD | | 3 | 8 | 73% | 11 |
| FAST TRACK URGENT CARE CENTER - DOWNTOWN | | | 11 | 100% | 11 |
| WEST BROWARD CARE CENTER | | 10 | 1 | 9% | 11 |
| SUNCOAST URGENT CARE | | | 11 | 100% | 11 |
| PRATTVILLE BAPTIST HOSPITAL | | 9 | 2 | 18% | 11 |
| LAKE MARY KIDS CENTRA CARE | | | 10 | 100% | 10 |
| ARNOT OGDEN MEDICAL CENTER LABORATORY | | 10 | | | 10 |
| MINUTECLINIC DIAGNOSTIC OF RHODE ISLAND, LLC #590 | | 10 | | | 10 |

COVID-19: testing by laboratory

Data through Dec 10, 2020 verified as of Dec 11, 2020 at 09:25 AM

Data in this report are provisional and subject to change.

The numbers in the table below represent the number of Florida and non-Florida residents for whom test results were received by the Department of Health. A person can be tested by more than one laboratory and can have both positive and negative results. **Therefore, the sum of the numbers in each column will be larger than the total number of people tested.**

| Reporting lab | Inconclusive | Negative | Positive | Percent positive | Total |
|--|--------------|----------|----------|------------------|-------|
| HCR MANORCARE | | 10 | | | 10 |
| LAKE NONA MEDICAL SERVICES | | 3 | 7 | 70% | 10 |
| BROWARD HEALTH CARE | | | 10 | 100% | 10 |
| MARQUES PEDIATRICS | | | 10 | 100% | 10 |
| LYSTER ACH FT RUCKER AL | | 9 | 1 | 10% | 10 |
| MEDICAL LABORATORY DIAGNOSTICS | | | 10 | 100% | 10 |
| BAPTIST MEMORIAL HEALTH CARE | | 9 | 1 | 10% | 10 |
| GRACE MEDICAL HOME | | 8 | 2 | 20% | 10 |
| EPIC REFERENCE LABS INC | | | 10 | 100% | 10 |
| GENESIS DERMATOLOGY | | 8 | 2 | 20% | 10 |
| UMHC/SYLVESTER AT KENDALL | | 1 | 9 | 90% | 10 |
| SOUTHEASTERN LABORATORY | | | 10 | 100% | 10 |
| HIALEAH HOSPITAL RESPIRATORY DEPT | | | 10 | 100% | 10 |
| INN AT LAKE SEMINOLE SQUARE, THE | | 10 | | | 10 |
| ROSLYN URGENT CARE | | 10 | | | 10 |
| MORTON PLANT MEASE | | | 10 | 100% | 10 |
| EMERALD COAST HOSPICE - CRESTVIEW | | 10 | | | 10 |
| GADSDEN REGIONAL MEDICAL CENTER | | 10 | | | 10 |
| ODYSSEY HEALTHCARE OF MARION COUNTY, LLC | | 10 | | | 10 |
| CREATIVE TESTING SOLUTIONS | | 3 | 7 | 70% | 10 |
| ROCKLEDGE | | 1 | 9 | 90% | 10 |
| MARTHA'S HOUSE & ASSISTED LIVING FACILITY | | 10 | | | 10 |
| PONCE PLAZA NURSING & REHAB CENTER | | | 10 | 100% | 10 |
| NORTH OKALOOSA PHYSICIAN GROUP | | 10 | | | 10 |
| NEW JERSEY DEPARTMENT OF HEALTH COMMUNICABLE DISEASE SERVICE | | 3 | 7 | 70% | 10 |
| EMERALD COAST PEDIATRICS | | | 10 | 100% | 10 |
| BLOUNT MEMORIAL HOSPITAL | | 9 | 1 | 10% | 10 |
| Z UROLOGY | | 10 | | | 10 |
| MHHS All Lab Subsection | | 10 | | | 10 |
| BASSETTI & ASSOCIATES, MD, PA | | | 10 | 100% | 10 |
| OHIO STATE UNIVERSITY MEDICAL CENTER | | | 10 | 100% | 10 |
| CBC LAB | | 3 | 7 | 70% | 10 |
| MEDEX REGIONAL LABORATORIES LLC | | 1 | 9 | 90% | 10 |
| ALABAMA CLINICS | | 3 | 7 | 70% | 10 |
| EAR NOSE & THROAT ASSOCIATES OF MANATEE PA | | 10 | | | 10 |
| NAPHCARE, INC. | | | 10 | 100% | 10 |
| SYNIVERSE WELLNESS CENTER | | 8 | 2 | 20% | 10 |
| ARTHREX MEDICAL CENTER | | 5 | 5 | 50% | 10 |
| KRYSTAL BAY NURSING AND REHABILITATION | | 7 | 3 | 30% | 10 |
| ADVENT HEALTH - KISSIMMEE | | 1 | 9 | 90% | 10 |
| BEAUMONT LABORATORY | | | 10 | 100% | 10 |
| COMMUNITY HEALTH CENTER | | 2 | 8 | 80% | 10 |
| GENESIS | | 7 | 3 | 30% | 10 |
| BELLEVUE HOSPITAL CENTER DEPARTMENT | | 10 | | | 10 |
| WIREGRASS CLINIC LLC | | 8 | 2 | 20% | 10 |
| INTERMOUNTAIN CENTRAL LAB | | 1 | 9 | 90% | 10 |
| APPALACHIAN REGIONAL HEALTHCARE SYSTEM | | 10 | | | 10 |

COVID-19: testing by laboratory

Data through Dec 10, 2020 verified as of Dec 11, 2020 at 09:25 AM

Data in this report are provisional and subject to change.

The numbers in the table below represent the number of Florida and non-Florida residents for whom test results were received by the Department of Health. A person can be tested by more than one laboratory and can have both positive and negative results. **Therefore, the sum of the numbers in each column will be larger than the total number of people tested.**

| Reporting lab | Inconclusive | Negative | Positive | Percent positive | Total |
|---|--------------|----------|----------|------------------|-------|
| AVANTE ST CLOUD | | 7 | 3 | 30% | 10 |
| ACADIAN DIAGNOSTIC LABORATORIES | | 8 | 2 | 20% | 10 |
| NEMOURS CHILDREN'S URGENT CARE, ORLANDO - WATERFORD LAKES | | | 10 | 100% | 10 |
| INSTITUTE OF PATHOLOGY KINGS COUNTY | | 10 | | | 10 |
| NOBLE SENIOR LIVING | | 3 | 7 | 70% | 10 |
| LUCID DIAGNOSTICS LABS | | | 10 | 100% | 10 |
| PINELLAS COUNTY HEALTH DEPARTMENT | | 2 | 8 | 80% | 10 |
| BAPTIST PRIMARY CARE PONTE VEDRA | | 6 | 4 | 40% | 10 |
| AIM LABORATORIES | | | 10 | 100% | 10 |
| WATSON HEALTHCARE | | 7 | 3 | 30% | 10 |
| LAKE BALDWIN CBOC | | 9 | 1 | 10% | 10 |
| COVANCE CENTRAL LABORATORY | | | 10 | 100% | 10 |
| UR CARE FAMILY AND SPORTS MEDICINE | | | 10 | 100% | 10 |
| AMBRY GENETICS CORPORATION | | 10 | | | 10 |
| BRISTOL AT TAMPA, THE | | 10 | | | 10 |
| ARDEN COURTS OF FORT MYERS | | 10 | | | 10 |
| HOSPICE OF ST FRANCIS INC | | 9 | 1 | 10% | 10 |
| MENORAH HOUSE | | 9 | 1 | 10% | 10 |
| FLORIDA HOSPITAL WINTER GARDEN | | 8 | 1 | 11% | 9 |
| UNAVAILABLE/UNKNOWN/NO INFORMATION FOUND | | | 9 | 100% | 9 |
| TMH PHYSICIAN PARTNERS - MONTICELLO | | 8 | 1 | 11% | 9 |
| LAKE PLACID HEALTH AND REHABILITATION | | | 9 | 100% | 9 |
| INTERNAL MEDICINE ASSOCIATES PA | | 8 | 1 | 11% | 9 |
| CAPE CORAL HOSPITAL ABG LABORATORY | | 3 | 6 | 67% | 9 |
| PEDIATRIC HEALTH CARE ALLIANCE | | | 9 | 100% | 9 |
| RIVERSIDE MEDICAL GROUP | | 8 | 1 | 11% | 9 |
| PLYMOUTH HARBOR INCORPORATED | | 9 | | | 9 |
| WELLMED AT SOUTH PARSONS | | 8 | 1 | 11% | 9 |
| PUBLIC SQUARE PHARMACY LLC | | 9 | | | 9 |
| JUST FOR KIDS PEDIATRICS | | 2 | 7 | 78% | 9 |
| THE TRADITION OF THE PALM BEACHES | | 9 | | | 9 |
| TOWERS HOME CARE | | 9 | | | 9 |
| REDMED CLINIC OF ARLINGTON | | 8 | 1 | 11% | 9 |
| NORTHBROOK CENTER FOR | | 8 | 1 | 11% | 9 |
| SOUTHEASTERN OUTPATIENT SURGERY CENTER | | 9 | | | 9 |
| PHELPS HOSPITAL LABORATORY | | 9 | | | 9 |
| OMNI | | | 9 | 100% | 9 |
| MID-FLORIDA PATHOLOGY, LLC | | 9 | | | 9 |
| COASTAL SKIN SURGERY AND DERMATOLOGY | | 6 | 3 | 33% | 9 |
| ANY LAB TEST NOW INC | | | 9 | 100% | 9 |
| PROFESSIONAL URGENT CARE SERVICES | | 7 | 2 | 22% | 9 |
| ORANGE BLOSSOM FAMILY HEALTH | | 6 | 3 | 33% | 9 |
| CYPRESS POINT LIVING, LLC | | 7 | 2 | 22% | 9 |
| FAMILY AND INTERNAL MEDICINE AT AVALON PARK | | 7 | 2 | 22% | 9 |
| MIDMICHIGAN MEDICAL CENTER | | | 9 | 100% | 9 |
| MONTEFIORE ST LUKE'S CORNWALL HOSPITAL | | 8 | 1 | 11% | 9 |
| FLUSHING HOSPITAL MEDICAL CENTER | | 7 | 2 | 22% | 9 |

COVID-19: testing by laboratory

Data through Dec 10, 2020 verified as of Dec 11, 2020 at 09:25 AM

Data in this report are provisional and subject to change.

The numbers in the table below represent the number of Florida and non-Florida residents for whom test results were received by the Department of Health. A person can be tested by more than one laboratory and can have both positive and negative results. **Therefore, the sum of the numbers in each column will be larger than the total number of people tested.**

| Reporting lab | Inconclusive | Negative | Positive | Percent positive | Total |
|--|--------------|----------|----------|------------------|-------|
| HOWARD BEACH URGENT CARE | | 9 | | | 9 |
| TOTAL ACCESS URGENT CARE | | | 9 | 100% | 9 |
| SAMARITAN MEDICAL CENTER | | 9 | | | 9 |
| UNIVERSITY HOSPITAL UC HEALTH | | 6 | 3 | 33% | 9 |
| EASTERN SHORE URGENT CARE | | 6 | 3 | 33% | 9 |
| COASTAL INTERNAL MEDICINE | | 9 | | | 9 |
| Hialeah Nursing And Rehabilitation Center | | 6 | 3 | 33% | 9 |
| ADVENT HEALTH - WINTER HAVEN | | 5 | 4 | 44% | 9 |
| RAINBOW PEDIATRIC CENTER | | 2 | 7 | 78% | 9 |
| MAGNOLIA PEDIATRICS | | 2 | 7 | 78% | 9 |
| FIRST CHOICE PEDIATRICS WINTER SPRINGS | | 9 | | | 9 |
| BOCA RATON REGIONAL HOSPITAL LAB | | | 9 | 100% | 9 |
| MD PLUS URGENT CARE, LLC | | | 9 | 100% | 9 |
| PRECISION GENETICS | | | 9 | 100% | 9 |
| MICHIGAN DEPARTMENT OF HEALTH AND HUMAN SERVICES | | | 9 | 100% | 9 |
| BAYONET POINT HOSPITAL | | | 9 | 100% | 9 |
| GLEN OAKS URGENT CARE | | 9 | | | 9 |
| MOUNT DORA PEDIATRICS | | 8 | 1 | 11% | 9 |
| NORTHERN WESTCHESTER HOSPITAL LABORATORY | | 8 | 1 | 11% | 9 |
| Maury Regional Hospital | | 6 | 3 | 33% | 9 |
| PARROTT MEDICAL CLINIC | | | 9 | 100% | 9 |
| LAKE NONA MEDICAL SERVICE LLC | | 9 | | | 9 |
| VILLAGE PLACE HEALTH AND REHAB | | 9 | | | 9 |
| CAREHERE- LCS LEESBURG | | | 9 | 100% | 9 |
| RESEARCH CENTERS OF AMERICA, LLC | | 6 | 3 | 33% | 9 |
| CHILDREN'S HEALTH CENTER INC. | | 7 | 2 | 22% | 9 |
| CARENOW URGENT CARE-MT JULIET | | 8 | 1 | 11% | 9 |
| ANTHEM LAKES LLC | | 9 | | | 9 |
| MERCY MEDICAL CENTER | | 3 | 6 | 67% | 9 |
| NEUROINTERNATIONAL SARASOTA | | 8 | 1 | 11% | 9 |
| UC HEALTH UNIVERSITY HOSPITAL | | 8 | 1 | 11% | 9 |
| CHEMISYS LABORATORIES | | 1 | 8 | 89% | 9 |
| GROWING TOGETHER PEDIATRICS, LLC | | 8 | 1 | 11% | 9 |
| BIOREFERENCE LABORATORIES INC | | 3 | 6 | 67% | 9 |
| MARKET STREET VIERA | | 9 | | | 9 |
| GCPM MANUAL MICROBIOLOGY | | 1 | 8 | 89% | 9 |
| LPG PEDIATRICS AT PAGE FIELD | | 9 | | | 9 |
| BUREAU OF PUBLIC HEALTH | | 1 | 8 | 89% | 9 |
| INNOVATIVE RESEARCH OF WEST FLORIDA | | 7 | 2 | 22% | 9 |
| SOLARIS HEALTHCARE BAYONET POINT | | 7 | 1 | 13% | 8 |
| CIAN DIAGNOSTICS | | | 8 | 100% | 8 |
| JFK MEDICAL CENTER NORTH LAB | | 1 | 7 | 88% | 8 |
| HEALTHMARK REGIONAL HOSPITAL LAB | | 4 | 4 | 50% | 8 |
| STATEN ISLAND UNIVERSITY HOSPITAL SEGUINE AVE | | 8 | | | 8 |
| PBC PREMIER FAMILY HEALTH | | | 8 | 100% | 8 |
| ADVENT HEALTH - FOUR CORNERS ER | | 8 | | | 8 |
| BENDERSON FAMILY SKILLED NURSING AND□ | | 8 | | | 8 |

COVID-19: testing by laboratory

Data through Dec 10, 2020 verified as of Dec 11, 2020 at 09:25 AM

Data in this report are provisional and subject to change.

The numbers in the table below represent the number of Florida and non-Florida residents for whom test results were received by the Department of Health. A person can be tested by more than one laboratory and can have both positive and negative results. **Therefore, the sum of the numbers in each column will be larger than the total number of people tested.**

| Reporting lab | Inconclusive | Negative | Positive | Percent positive | Total |
|---|--------------|----------|----------|------------------|-------|
| HUNTINGTON VILLAGE URGENT CARE | | 8 | | | 8 |
| INTERNAL MEDICINE ASSOCIATES OF JACKSON HOSPITAL | | | 8 | 100% | 8 |
| ST ANTHONYS REHABILITATION HOSPITAL | | 7 | 1 | 13% | 8 |
| BOND CLINIC DR ELDEEB | | 1 | 7 | 88% | 8 |
| OCALA OAKS REHABILITATION CENTER | | 7 | 1 | 13% | 8 |
| THE WOLFF CENTER FOR CHILD & ADOLESCENT HEALTH | | | 8 | 100% | 8 |
| ROBERT WOOD JOHNSON HOSPITAL | | 7 | 1 | 13% | 8 |
| MINUTECLINIC, LLC, DBA MINUTECLINIC #2544 | | 7 | 1 | 13% | 8 |
| DOCTOR'S IN HOUSE LAB | | | 8 | 100% | 8 |
| FHCP-ORANGE CITY | | | 8 | 100% | 8 |
| EXECUTIVE MEDICAL SERVICES | | 8 | | | 8 |
| KIVA AT CANTERBURY | | | 8 | 100% | 8 |
| METHODIST MEDICAL CENTER | | 6 | 2 | 25% | 8 |
| CARENOW URGENT CARE - EAST NASHVILLE | | 7 | 1 | 13% | 8 |
| MOSOLF PEDIATRICS | | | 8 | 100% | 8 |
| BIOTECH CLINICAL LABORATORIES, INC. | | 1 | 7 | 88% | 8 |
| BEAUMONT EMERGENCY CENTER | | | 8 | 100% | 8 |
| OHIO CVS STORES, LLC DBA | | 8 | | | 8 |
| MAIMONIDES-SHALOM ACADEMY, INC | | 7 | 1 | 13% | 8 |
| UNIVERSITY MEDICAL CENTER | | 8 | | | 8 |
| WESTCHESTER GENERAL HOSPITAL BLOOD GAS LAB | | | 8 | 100% | 8 |
| CVS MINUTE CLINIC DIAGNOSTIC OF NORTH CAROL | | 8 | | | 8 |
| GENEUS DIAGNOSTICS | | | 8 | 100% | 8 |
| COLLIER COUNTY HEALTH DEPT. | | 4 | 4 | 50% | 8 |
| NORTHWEST FLORIDA SLEEP | | | 8 | 100% | 8 |
| PATEL MEDICAL VENTURES | | 7 | 1 | 13% | 8 |
| GENE STREET LABORATORIES, LLC | | 6 | 2 | 25% | 8 |
| MINUTECLINIC DIAGNOSTIC | | 8 | | | 8 |
| WACO HHSSURGEWACO | 1 | 6 | 1 | 13% | 8 |
| REGENCY OAKS HEALTH CENTER | | 8 | | | 8 |
| LIFE CARE CITRUS COUNTY | | | 8 | 100% | 8 |
| JX REF LAB | | | 8 | 100% | 8 |
| MARIANNA HEALTH AND REHABILITATION CENTER | | 8 | | | 8 |
| ADVENTHEALTH MEDICAL GROUP CARE CLINIC AT | | 6 | 2 | 25% | 8 |
| EMERITUS AT NAPLES | 1 | 7 | | | 8 |
| SAMARITAN HOSPITAL LABORATORY | | 7 | 1 | 13% | 8 |
| NATURE COAST REGIONAL MEDICAL CENTER | | | 8 | 100% | 8 |
| LIFE CARE CENTER OF PORT ST. LUCIE | | 5 | 3 | 38% | 8 |
| PRECISION HEALTH SOLUTIONS | | 2 | 6 | 75% | 8 |
| TRINITY MEDICAL ASSOCIATES LLC | | | 8 | 100% | 8 |
| GOLISANO CHILDREN'S HOSPITAL OF SOUTHWEST FLORIDA | | 6 | 2 | 25% | 8 |
| ALACHUA COUNTY HEALTH DEPARTMENT | | 1 | 7 | 88% | 8 |
| TEXAS DEPARTMENT OF STATE HEALTH SERVICES | | 2 | 6 | 75% | 8 |
| BARNETT PARK☐ | | | 8 | 100% | 8 |
| MEADOWCREST MOLECULAR DIAGNOSTICS, LLC | | | 8 | 100% | 8 |
| RIVERWOOD HEALTH NH LLC | | 8 | | | 8 |
| MINUTE CLINIC DIAGNOSTIC OF VIRGINIA | | 5 | 3 | 38% | 8 |

COVID-19: testing by laboratory

Data through Dec 10, 2020 verified as of Dec 11, 2020 at 09:25 AM

Data in this report are provisional and subject to change.

The numbers in the table below represent the number of Florida and non-Florida residents for whom test results were received by the Department of Health. A person can be tested by more than one laboratory and can have both positive and negative results. **Therefore, the sum of the numbers in each column will be larger than the total number of people tested.**

| Reporting lab | Inconclusive | Negative | Positive | Percent positive | Total |
|--|--------------|----------|----------|------------------|-------|
| SOUTHCORP LABORATORY | | 2 | 6 | 75% | 8 |
| ATLANTIC CONSOLIDATED LABORATORY | | 8 | | | 8 |
| HARBORCHASE OF DR PHILLIPS | | 7 | 1 | 13% | 8 |
| MACKOUL PEDIATRICS FORT MYERS | | | 8 | 100% | 8 |
| X-GENE MOLECULAR LABS | | 1 | 7 | 88% | 8 |
| MINUTECLINIC DIAGNOSTIC OF TEXAS, LLC | | 8 | | | 8 |
| SAN JOSE SENIOR CARE LLC | | 5 | 3 | 38% | 8 |
| BARTON PARKER OD PC | | 8 | | | 8 |
| HOLY NAME MEDICAL CENTER | 1 | 6 | 1 | 13% | 8 |
| SYLVESTER AT PLANTATION LABORATORY | | 7 | 1 | 13% | 8 |
| ORMOND BEACH CENTRA CARE | | | 8 | 100% | 8 |
| CAREATC | | | 8 | 100% | 8 |
| RAINBOW PEDIATRICS | | | 8 | 100% | 8 |
| BRIDGEWAY HEALTH CLINICS INC | | | 8 | 100% | 8 |
| MD NOW MEDICAL CENTERS INC | | | 8 | 100% | 8 |
| NORTHSHORE UNIVERSITY HEALTHSYSTEM EVANSTON HOSPITAL LAB | | | 8 | 100% | 8 |
| ALLINA HEALTH - ABBOTT NORTHWESTERN HOSPITAL | | 5 | 3 | 38% | 8 |
| MICHIGAN DEPARTMENT OF COMMUNITY HEALTH | | 1 | 7 | 88% | 8 |
| SUMTER PEDIATRICS | | 8 | | | 8 |
| BAPTIST OUTPATIENT | | | 8 | 100% | 8 |
| MCW MENTAL HEALTH LLC | | 8 | | | 8 |
| VETERAN AFFAIRS MEDICAL CENTER - JAMES J PETERS | | 6 | 2 | 25% | 8 |
| MOLECULAR PATHOLOGY LABORATORY | | | 8 | 100% | 8 |
| LABCORP BURLINGTON | | 1 | 7 | 88% | 8 |
| MID-HUDSON VALLEY DIVISION OF WESTCHESTER MEDICAL | | 8 | | | 8 |
| RICHMOND UNIVERSITY MEDICAL CENTER | | 7 | 1 | 13% | 8 |
| ST. JOSEPH HOSPITAL AND HEALTH CARE INC. | | | 8 | 100% | 8 |
| HUNTINGTON STATION URGENT CARE | | 8 | | | 8 |
| DOCTOR’S IN-HOUSE LAB/COMMUNITY HEALTH CENTERS OF PINELLAS – CLEARWATE | | | 8 | 100% | 8 |
| WHITE SANDS OUTPATIENT SERVICES (WSOP SERVICES LLC | | 8 | | | 8 |
| ADVANCED DIAGNOSTIC LABORATORY | | | 7 | 100% | 7 |
| SCHOOL OF PHARMACY AND PHARMACEUTICAL | | 7 | | | 7 |
| OPIS COQUINA CENTER | | 7 | | | 7 |
| CENTER ONE SURGERY CENTER | | 6 | 1 | 14% | 7 |
| THE COLLIER AT NAPLES | | 6 | 1 | 14% | 7 |
| DORAL URGENT CARE | | | 7 | 100% | 7 |
| AUBURN COMMUNITY HOSPITAL | | 6 | 1 | 14% | 7 |
| HEALTHWORKS MED GROUP OF FLORIDA PA | | 2 | 5 | 71% | 7 |
| PANCARE HEALTH - BONIFAY K-8 | | | 7 | 100% | 7 |
| MIAMI CLINICAL RESEARCH CORP | | | 7 | 100% | 7 |
| GENTRY PARK ORLANDO ASSISTED LIVING | | 6 | 1 | 14% | 7 |
| COMPREHENSIVE CHILDCARE ASSOCIATES | | 5 | 2 | 29% | 7 |
| OPTUMCARE FLORIDA LLC | | 1 | 6 | 86% | 7 |
| ORLANDO HEALTH PHYSICIAN ASSOCIATES | | 4 | 3 | 43% | 7 |
| DOH-TAMPA BRANCH LABORATORY (MLK BLVD) | | 3 | 4 | 57% | 7 |
| CARENOW URGENT CARE-BRENTWOOD | | 5 | 2 | 29% | 7 |
| FLORIDA HOSPITAL KISSIMMEE | | 4 | 3 | 43% | 7 |

COVID-19: testing by laboratory

Data through Dec 10, 2020 verified as of Dec 11, 2020 at 09:25 AM

Data in this report are provisional and subject to change.

The numbers in the table below represent the number of Florida and non-Florida residents for whom test results were received by the Department of Health. A person can be tested by more than one laboratory and can have both positive and negative results. **Therefore, the sum of the numbers in each column will be larger than the total number of people tested.**

| Reporting lab | Inconclusive | Negative | Positive | Percent positive | Total |
|---|--------------|----------|----------|------------------|-------|
| BAYLOR GENETICS | | 5 | 2 | 29% | 7 |
| NOVANT HEALTH INPATIENT CARE | | 2 | 5 | 71% | 7 |
| FLORIDA ATLANTIC UNIVERSITY STUDENT HEALTH | | 2 | 5 | 71% | 7 |
| PALMS REHABILITATION AND HEALTHCARE CENTER | | 5 | 2 | 29% | 7 |
| LAB UNKNOWN | | 6 | 1 | 14% | 7 |
| CARENOW URGENT CARE-MADISON | | 7 | | | 7 |
| MEDEXPRESS URGENT CARE PARKERSBURG | | 6 | 1 | 14% | 7 |
| FLORIDA CENTER FOR DERMATOLOGY LABORATORY | | | 7 | 100% | 7 |
| BLOCK NATION CHASE | | 4 | 3 | 43% | 7 |
| RIVER OAKS TREATMENT CENTER | | | 7 | 100% | 7 |
| ROBERT H JENKINS JR VETERANS' DOMICILIARY HOME OF | | 7 | | | 7 |
| ONEIDA HEALTHCARE CENTER | | 7 | | | 7 |
| GULF COAST MEDICAL GROUP | | 2 | 5 | 71% | 7 |
| METROPOLITAN HOSPITAL CENTER | | 6 | 1 | 14% | 7 |
| QUE | | 4 | 3 | 43% | 7 |
| FLORIDA DIGESTIVE AND LIVER SPECIALIST | | 7 | | | 7 |
| LAKEVIEW HEALTH SYSTEMS | | | 7 | 100% | 7 |
| ALACHUA | | | 7 | 100% | 7 |
| WHOLE FAMILY HEALTH CENTER INC | | 2 | 5 | 71% | 7 |
| APOLLO HEALTH & REHABILITATION | | 2 | 5 | 71% | 7 |
| DIAGNOSTIC CLINIC | | 6 | 1 | 14% | 7 |
| NORTHWEST FLORIDA ENT, PA | | 3 | 4 | 57% | 7 |
| ARCHBOLD MEMORIAL HOSPITAL/LAB | | 3 | 4 | 57% | 7 |
| VIRTUA VOORHEES HOSPITAL | | 5 | 2 | 29% | 7 |
| MINUTECLINIC LLC #4201 | | 6 | 1 | 14% | 7 |
| LEPE'S HOUSE | | | 7 | 100% | 7 |
| Ocoee Health Care Center | | 7 | | | 7 |
| SOUTH COM HEALTH CLINIC, DEPT. OF THE ARMY | | 7 | | | 7 |
| CORNERSTONE MEDICAL CARE OF BRANDON PL | | 6 | 1 | 14% | 7 |
| DEPARTMENT OF HEALTH- CITRUS COUNTY | | | 7 | 100% | 7 |
| FIRST CHOICE PEDIATRICS INC | | 6 | 1 | 14% | 7 |
| ECLRS | | 2 | 5 | 71% | 7 |
| DOLPHIN POINTE HEALTH CARE LLC | | | 7 | 100% | 7 |
| EMERGENCY MEDICAL CENTER | | 2 | 5 | 71% | 7 |
| NORTON HEALTHCARE | | | 7 | 100% | 7 |
| ADVANCED EMURGENT CARE | | 5 | 2 | 29% | 7 |
| JOHNS HOPKINS MEDICAL LABORATORIES | | 1 | 6 | 86% | 7 |
| FLORIDA CLINICAL LAB | | | 7 | 100% | 7 |
| The Ponce Therapy Care Center | | 7 | | | 7 |
| MAGNOLIA FAMILY URGENT CARE | | 6 | 1 | 14% | 7 |
| Rosewood Healthcare and Rehabilitation Center | | 5 | 2 | 29% | 7 |
| LYNMOORE,THE | | 7 | | | 7 |
| BAPTIST HEALTH | | | 7 | 100% | 7 |
| CARROLL GARDENS URGENT CARE | | 7 | | | 7 |
| HEALTH CARE LABORATORY SERVICES | | 1 | 6 | 86% | 7 |
| ALCOVE ASSISTED LIVING FACILITY | | 7 | | | 7 |
| ALLEGRO - TAMPA | 1 | 4 | 2 | 29% | 7 |

COVID-19: testing by laboratory

Data through Dec 10, 2020 verified as of Dec 11, 2020 at 09:25 AM

Data in this report are provisional and subject to change.

The numbers in the table below represent the number of Florida and non-Florida residents for whom test results were received by the Department of Health. A person can be tested by more than one laboratory and can have both positive and negative results. **Therefore, the sum of the numbers in each column will be larger than the total number of people tested.**

| Reporting lab | Inconclusive | Negative | Positive | Percent positive | Total |
|--|--------------|----------|----------|------------------|-------|
| CVS MINUTE CLINIC, LLC | | 5 | 2 | 29% | 7 |
| THE TERRACE AT IVY ACRES ALF | | 6 | 1 | 14% | 7 |
| COLLEGE POINT URGENT CARE | | 6 | 1 | 14% | 7 |
| LEE COUNTY HEALTH DEPARTMENT | | 4 | 3 | 43% | 7 |
| UNIVERSITY OF WASHINGTON MEDICAL CENTER | | | 7 | 100% | 7 |
| OAKMONTE VILLAGE | | 6 | 1 | 14% | 7 |
| SURGOINSVILLE PHARMACY | | 7 | | | 7 |
| MONTEFIORE NYACK HOSPITAL AFFILIATED LABORATORY | | 7 | | | 7 |
| SOUTH NASSAU COMMUNITIES HOSPITAL | | 5 | 2 | 29% | 7 |
| BAPTIST PEDIATRICS | | 6 | 1 | 14% | 7 |
| M&V SAN JOSE MEDICAL CENTER | | | 7 | 100% | 7 |
| HEALTH NETWORK LABORATORIES | | 6 | 1 | 14% | 7 |
| FLORIDA DEPARTMENT OF HEALTH IN TAYLOR COUNTY | | 4 | 3 | 43% | 7 |
| ADVENTHEALTH MEDICAL GROUP | | 7 | | | 7 |
| VALLEY IMMEDIATE CARE | | 6 | 1 | 14% | 7 |
| FLORIDA HOSPITAL WINTER PARK | | 6 | 1 | 14% | 7 |
| WELLMED AT PORT ST LUCIE WEST | | 6 | 1 | 14% | 7 |
| PEDIATRICS OF CENTRAL FLORIDA | | 5 | 2 | 29% | 7 |
| AVENTURA HOSPITAL AND MEDICAL CENTER | | | 7 | 100% | 7 |
| HEARTLAND PEDIATRICS OF LAKE PLACID | | | 7 | 100% | 7 |
| DIEGO FALLON MD PA | | 5 | 2 | 29% | 7 |
| ISLAND LAKE CENTER | | 3 | 4 | 57% | 7 |
| THE MARY IMOGENE BASSETT HOSPITAL | | 7 | | | 7 |
| DOCTOR'S IN-HOUSE LAB/COMMUNITY HEALTH CENTERS OF PINELLAS -PINELLAS P | | | 7 | 100% | 7 |
| AVON PARK PEDIATRICS | | | 7 | 100% | 7 |
| VETERANS AFFAIRS MEDICAL CENTER - OUTPATIENT | | | 7 | 100% | 7 |
| TRUE HEALTH DIAGNOSTICS | | 1 | 6 | 86% | 7 |
| DOCTORS CLINICAL LABORATORY, INC | | 5 | 2 | 29% | 7 |
| HOLY GARDEN ALF, INC. | | 7 | | | 7 |
| MEDEXPRESS URGENT CARE - BLOOMINGTON | | 7 | | | 7 |
| MEDLABS DIAGNOSTICS | | 7 | | | 7 |
| RESOLVE MOLECULAR DIAGNOSTICS | | 7 | | | 7 |
| CENTRAL FLORIDA PEDIATRIC URGENT CARE LLC | | 6 | 1 | 14% | 7 |
| WYOMING COUNTY COMMUNITY HOSPITAL LABORATORY | | 7 | | | 7 |
| MINUTECLINIC DIAGNOSTIC OF PENNSYLVANI | | 7 | | | 7 |
| NOT INDICATED | | 1 | 5 | 83% | 6 |
| BETH ISRAEL DEACONESS MEDICAL CENTER | | | 6 | 100% | 6 |
| MINUTECLINIC DIAGNOSTIC OF HAWAII LLC | | 6 | | | 6 |
| ENIGMA DIAGNOSTIC, INC. | | | 6 | 100% | 6 |
| HOSPICE OF THE TREASURE COAST | | 5 | 1 | 17% | 6 |
| OCOEE PEDIATRICS | | 5 | 1 | 17% | 6 |
| CALHOUN COUNTY HEALTH DEPT | | 2 | 4 | 67% | 6 |
| INN AT ASTON GARDENS AT PELICAN POINTE,THE | | 6 | | | 6 |
| IRL MARKET LAB | | | 6 | 100% | 6 |
| Surrey Place Healthcare and Rehabilitation | | 6 | | | 6 |
| Signature healthcare of Jacksonville | | 4 | 2 | 33% | 6 |
| ETHOS LABORATORIES | | 6 | | | 6 |

COVID-19: testing by laboratory

Data through Dec 10, 2020 verified as of Dec 11, 2020 at 09:25 AM

Data in this report are provisional and subject to change.

The numbers in the table below represent the number of Florida and non-Florida residents for whom test results were received by the Department of Health. A person can be tested by more than one laboratory and can have both positive and negative results. **Therefore, the sum of the numbers in each column will be larger than the total number of people tested.**

| Reporting lab | Inconclusive | Negative | Positive | Percent positive | Total |
|---|--------------|----------|----------|------------------|-------|
| CVS PHARMACY #8800 | | 5 | 1 | 17% | 6 |
| CRESTVIEW URGENT CARE | | | 6 | 100% | 6 |
| BROOKDALE BRANDON | | 6 | | | 6 |
| MISSOURI DEPARTMENT OF HEALTH AND SENIOR SERVICES | | | 6 | 100% | 6 |
| PROFESSIONAL PARK PEDIATRICS PA | | | 6 | 100% | 6 |
| FLORIDA MEDICAL SPECIALISTS | | 2 | 4 | 67% | 6 |
| SONORA QUEST LABORATORIES | | | 6 | 100% | 6 |
| MINUTECLINIC MINUTECLINIC #8746 | | 6 | | | 6 |
| GRACE REHABILITATION CENTER OF VERO BEACH | | 4 | 2 | 33% | 6 |
| FAMILY HEALTH CENTER | | | 6 | 100% | 6 |
| JERSEY SHORE MEDICAL CENTER | | 6 | | | 6 |
| CAREWELL 301 - WARWICK | | | 6 | 100% | 6 |
| SAINT PETER'S UNIVERSITY HOSPITAL | | 6 | | | 6 |
| PROHEALTH MED | | 1 | 5 | 83% | 6 |
| PORT SAINT LUCIE HOSPITAL | | 6 | | | 6 |
| PALMETTO HEALTH ALLIANCE | | 3 | 3 | 50% | 6 |
| AARK LABORATORY | | 6 | | | 6 |
| LIFE'S SPECIAL MOMENTS INC | | 6 | | | 6 |
| ST LUKES ROOSEVELT LABORATORY | | 6 | | | 6 |
| PERSONAL PEDIATRICS PA | | 5 | 1 | 17% | 6 |
| BOND AND STEELE CLINIC, PA | | 4 | 2 | 33% | 6 |
| ORANGE PARK PEDIATRIC ASSOCIATES | | 1 | 5 | 83% | 6 |
| DARDEN WELLNESS CENTER | | 5 | 1 | 17% | 6 |
| EXPRESS FAMILY CARE LLC | | | 6 | 100% | 6 |
| MERCY HEALTH—MUSKEGON | | 5 | 1 | 17% | 6 |
| TIMBER CREEK PEDIATRICS | | 6 | | | 6 |
| SOUTH CAROLINA DEPARTMENT OF HEALTH | | | 6 | 100% | 6 |
| ARLINGTON OF NAPLES | | 6 | | | 6 |
| LAWTON CHILES HEALTH CENTER | | 1 | 5 | 83% | 6 |
| ROWLETT MIDDLE ACADEMY | | 5 | 1 | 17% | 6 |
| THE VILLAGES REGIONAL HOSPITAL FREESTANDING | | 3 | 3 | 50% | 6 |
| FLORIDA WOMAN CARE LABORATORY | | | 6 | 100% | 6 |
| BIOTECH | | | 6 | 100% | 6 |
| LUXOR SCIENTIFIC LLC | | | 6 | 100% | 6 |
| PUBLIC HEALTH LAB | | 6 | | | 6 |
| EAR NOSE AND THROAT ASSOCIATES OF MANATEE, P.A. | | 6 | | | 6 |
| BROOKDALE PANAMA CITY | | 5 | 1 | 17% | 6 |
| ILLINOIS DEPT OF PUBLIC HEALTH LAB - SPRINGFIELD | | | 6 | 100% | 6 |
| UNILAB | | 2 | 4 | 67% | 6 |
| STUART REHABILITATION AND HEALTHCARE | | 2 | 4 | 67% | 6 |
| BAYA URGENT CARE LLC | | 1 | 5 | 83% | 6 |
| JUPITER MEDICAL CENTER | | | 6 | 100% | 6 |
| MINUTECLINIC DIAGNOSTIC OF NORTH CAROLINA PC | | 6 | | | 6 |
| WILDLIGHT LAB | | | 6 | 100% | 6 |
| ISLAND COAST PEDIATRICS IN-HOUSE LAB | | 6 | | | 6 |
| PATHGROUP LABS, LLC | | 4 | 2 | 33% | 6 |
| INTERNAL MEDICINE SPECIALIST | | 5 | 1 | 17% | 6 |

COVID-19: testing by laboratory

Data through Dec 10, 2020 verified as of Dec 11, 2020 at 09:25 AM

Data in this report are provisional and subject to change.

The numbers in the table below represent the number of Florida and non-Florida residents for whom test results were received by the Department of Health. A person can be tested by more than one laboratory and can have both positive and negative results. **Therefore, the sum of the numbers in each column will be larger than the total number of people tested.**

| Reporting lab | Inconclusive | Negative | Positive | Percent positive | Total |
|---|--------------|----------|----------|------------------|-------|
| TEXAS MEDCLINIC | | | 6 | 100% | 6 |
| MERCY COLLEGE HEALTH OFFICE | | 6 | | | 6 |
| WATAUGA MEDICAL CENTER | | 4 | 2 | 33% | 6 |
| MONROE COUNTY HOSPITAL | | 4 | 2 | 33% | 6 |
| CHILDRENS MEDICAL CENTER | | | 6 | 100% | 6 |
| TENNESSEE DEPARTMENT OF HEALTH (TDH) - CENTRAL LABORATORY | | | 6 | 100% | 6 |
| BOCA VIPEDIATRICS | | | 6 | 100% | 6 |
| HORIZON MEDICAL GROUP | | 5 | 1 | 17% | 6 |
| MAINSTREET FAMILY CARE | | | 6 | 100% | 6 |
| THOMAS JEFFERSON UNIVERSITY HOSPITAL | | 4 | 2 | 33% | 6 |
| CARENOW URGENT CARE-SOUTHLAKE | | | 6 | 100% | 6 |
| WEST | | 3 | 3 | 50% | 6 |
| CAPITAL HEALTH PLAN LABORATORIES | | | 6 | 100% | 6 |
| BRADENTON PHYSICIANS MEDICAL CENTER | | | 6 | 100% | 6 |
| RIVERVIEW REGIONAL MEDICAL CENTER | | 6 | | | 6 |
| Northwell Lab | | 2 | 4 | 67% | 6 |
| PASSPORT HEALTH | | | 6 | 100% | 6 |
| JACKSON CLINIC PA,THE | | 3 | 3 | 50% | 6 |
| PENN MEDICINE PRINCETON MEDICAL CENTER | | 6 | | | 6 |
| DEBARY HEALTH AND REHABILITATION CENTER | | 6 | | | 6 |
| BAYCARE ALLIANT HOSPITAL | | | 6 | 100% | 6 |
| PENINSULA CARE AND REHABILITATION CENTER | | | 6 | 100% | 6 |
| PATHLINE | | | 6 | 100% | 6 |
| ROYAL CARE OF AVON PARK | | 5 | 1 | 17% | 6 |
| NEW YORK PRESBYTERIAN - LOWER MANHATTAN | | 6 | | | 6 |
| DOH JACKSONVILLE CENTRAL LABORATORY | | 3 | 3 | 50% | 6 |
| KINDRED HOSPITAL CENTRAL TAMPA BLOOD GAS | | 6 | | | 6 |
| IU HEALTH PATHOLOGY | | 1 | 5 | 83% | 6 |
| LUMADOC HEALTH | | 4 | 2 | 33% | 6 |
| ADVENTHEALTH EXPRESS CARE AT | | | 6 | 100% | 6 |
| TAMIAMI LAB MILLENIUM | | | 6 | 100% | 6 |
| SONATA BOYNTON BEACH | | 5 | 1 | 17% | 6 |
| MICHELLE S PAGE MD PA | | 6 | | | 6 |
| MID FLORIDA PATHOLOGY LLC | | 5 | 1 | 17% | 6 |
| MD BEAUTY LABS, PA | | 6 | | | 6 |
| CAMPBELL URGENT CARE | | | 6 | 100% | 6 |
| GENETIC TECHNOLOGICAL INNOVATIONS | | | 6 | 100% | 6 |
| PRECISION DIAGNOSTICS INC - NJ | | 5 | | | 5 |
| MINIMALLY INVASIVE VASCULAR INC | | 5 | | | 5 |
| AZALEA HEALTH | | 2 | 3 | 60% | 5 |
| BROOKDALE CLERMONT | | | 5 | 100% | 5 |
| LAKELAND HILLS CENTER | | 2 | 3 | 60% | 5 |
| MINUTECLINIC DIAGNOSTIC OF PENNSYLVANIA, LLD #1545 | | 5 | | | 5 |
| WAKEMED | | 1 | 4 | 80% | 5 |
| FLORIDA HOSPITAL APOPKA | | 4 | 1 | 20% | 5 |
| BEACH HOUSE | | 5 | | | 5 |
| WADSWORTH CENTER - DAVID AXELROD INSTITUTE | | 5 | | | 5 |

COVID-19: testing by laboratory

Data through Dec 10, 2020 verified as of Dec 11, 2020 at 09:25 AM

Data in this report are provisional and subject to change.

The numbers in the table below represent the number of Florida and non-Florida residents for whom test results were received by the Department of Health. A person can be tested by more than one laboratory and can have both positive and negative results. **Therefore, the sum of the numbers in each column will be larger than the total number of people tested.**

| Reporting lab | Inconclusive | Negative | Positive | Percent positive | Total |
|--|--------------|----------|----------|------------------|-------|
| MEADOWCREST FAMILY PHYSICIANS PA | | | 5 | 100% | 5 |
| MONTEFIORE MEDICAL CENTER LABORATORIES - NORTH | | 5 | | | 5 |
| DOCS URGENT CARE | | 1 | 4 | 80% | 5 |
| FLORIDA DEPARTMENT OF HEALTH IN MONROE COUNTY | | 2 | 3 | 60% | 5 |
| THE CLINIC PREMISE HEALTH | | | 5 | 100% | 5 |
| FINLAY | | 1 | 4 | 80% | 5 |
| WELLMED AT LAKE COPELAND | | 2 | 3 | 60% | 5 |
| MIAMI COMPREHENSIVE MEDICINE GROUP PA | | 4 | 1 | 20% | 5 |
| ELLIS HOSPITAL LABORATORY | | 5 | | | 5 |
| MINUTECLINIC DIAGNOSTIC OF PA, LLC (1036) | | 4 | 1 | 20% | 5 |
| ST JOSEPH WOMENS HOSPITAL | | | 5 | 100% | 5 |
| BERNHARDT LABORATORIES | | 3 | 2 | 40% | 5 |
| Ocala Health and Rehabilitation Center | | 5 | | | 5 |
| CHAMPLAIN VALLEY PHYSICIANS HOSPITAL | | 3 | 2 | 40% | 5 |
| BROOKDALE CANOPY OAKS | | | 5 | 100% | 5 |
| EXPRESS DOCS LLC | | | 5 | 100% | 5 |
| VASCONCELLO COHEN MD PA | | 4 | 1 | 20% | 5 |
| GUTHRIE MEDICAL GROUP LABORATORIES | | 5 | | | 5 |
| PEDIATRICS OF ALTAMONTE | | 5 | | | 5 |
| CENTREX CLINICAL LABS INC | | 5 | | | 5 |
| CLEARWATER PEDIATRIC CARE | | 1 | 4 | 80% | 5 |
| SARASOTA - ROBERT L TAYLOR COMMUNITY CENTER | | | 5 | 100% | 5 |
| THE UNIVERSITY OF VERMONT MEDICAL CENTER | | 4 | 1 | 20% | 5 |
| MEDEXPRESS URGENT CARE - BENTON HARBOR | | 5 | | | 5 |
| NIGHT OWL PEDIATRICS URGENT CARE | | | 5 | 100% | 5 |
| MAIMONIDES MEDICAL CENTER | | 4 | 1 | 20% | 5 |
| INDIAN RIVER PRIMARY CARE PA | | 5 | | | 5 |
| LAKEVIEW HEALTH CARE SYSTEMS | | 1 | 4 | 80% | 5 |
| BAPTIST HEALTH - TOWN CENTER | | | 5 | 100% | 5 |
| BEACON AT GULF BREEZE, THE | | 5 | | | 5 |
| PARRISH HEALTH CENTER | | 5 | | | 5 |
| Army Residence Community | | 5 | | | 5 |
| PEDIATRICS OF CENTRAL FLORIDA – POINCIANA | | 3 | 2 | 40% | 5 |
| OPTUM SILVER LAKES | | | 5 | 100% | 5 |
| NORTHERN DUTCHESS HOSPITAL LABORATORY | | 5 | | | 5 |
| ORMOND MEDICAL ARTS | | 3 | 2 | 40% | 5 |
| GRAND VILLA OF ALTAMONTE SPRINGS | | | 5 | 100% | 5 |
| PEDIATRIC URGENT HEALTH CARE | | | 5 | 100% | 5 |
| FORT HAMILTON URGENT CARE | | 5 | | | 5 |
| CLEVELAND CLINIC MARTIN HEALTH NURSING & RESTORATIVE | | 5 | | | 5 |
| BROWARD COUNTY HEALTH DEPT. | | | 5 | 100% | 5 |
| COMMUNITY MEDICAL CARE CENTER INC | | | 5 | 100% | 5 |
| CVS HEALTH, #3396 | | 5 | | | 5 |
| NORTH FLORIDA PEDIATRICS JASPER | | | 5 | 100% | 5 |
| GLEN FALLS HOSPITAL DEPARTMENT OF PATHOLOGY | | 5 | | | 5 |
| MINUTECLINIC DIAGNOSTIC OF NORTH CAROL | | 3 | 2 | 40% | 5 |
| Wesley Place on Honeysuckle | | 5 | | | 5 |

COVID-19: testing by laboratory

Data through Dec 10, 2020 verified as of Dec 11, 2020 at 09:25 AM

Data in this report are provisional and subject to change.

The numbers in the table below represent the number of Florida and non-Florida residents for whom test results were received by the Department of Health. A person can be tested by more than one laboratory and can have both positive and negative results. **Therefore, the sum of the numbers in each column will be larger than the total number of people tested.**

| Reporting lab | Inconclusive | Negative | Positive | Percent positive | Total |
|---|--------------|----------|----------|------------------|-------|
| BROOKDALE PADDOCK HILLS | | 5 | | | 5 |
| NORTHPORT MEDICAL CENTER LAB | | 5 | | | 5 |
| FLORIDA HOSPITAL LAKE MARY | | 5 | | | 5 |
| CVS MINUTE CLINIC DIAGNOSTIC MED GRP OF CA | | 5 | | | 5 |
| URGENT CARE OF LONGWOOD | | | 5 | 100% | 5 |
| FLORIDA DEPARTMENT OF HEALTH - INVERNESS | | 3 | 2 | 40% | 5 |
| INTERNAL MEDICINE SPECIALISTS | | | 5 | 100% | 5 |
| CLEVELAND TENNESSEE HOSPITAL COMPANY | | 5 | | | 5 |
| UT SOUTHWESTERN MEDICAL CENTER | | | 5 | 100% | 5 |
| Jupiter Medical Center Pavilion | | 4 | 1 | 20% | 5 |
| GULF COAST VETERANS HCS PANAMA CITY OPC | | 5 | | | 5 |
| BREVARD HEALTH ALLIANCE INC, THE | | | 5 | 100% | 5 |
| MEDEXPRESS URGENT CARE, MOON TOWNSHIP | | 5 | | | 5 |
| UPMC HEALTH SYSTEM | | 4 | 1 | 20% | 5 |
| WOODHULL MEDICAL AND MENTAL HEALTH CTR | | 5 | | | 5 |
| AEL KNOXVILLE | | | 5 | 100% | 5 |
| PANCARE HEALTH - VERNON ELEMENTARY | | | 5 | 100% | 5 |
| PRECISION LABS LLC | | 2 | 3 | 60% | 5 |
| HILLSBOROUGH COUNTY HEALTH DEPARTMENT | | | 5 | 100% | 5 |
| MANATEE COUNTY JAIL | | 4 | 1 | 20% | 5 |
| RIVER CITY PRIMARY AND URGENT CARE | | | 5 | 100% | 5 |
| WALTON PLACE | | 5 | | | 5 |
| FREEDOM SQUARE NURSING CENTER | | | 5 | 100% | 5 |
| GOOD SAMARITAN SOCIETY OF DAYTONA | | 5 | | | 5 |
| ST VINCENT'S CHILTON | | 4 | 1 | 20% | 5 |
| CONCENTRA | | | 5 | 100% | 5 |
| FLORIDA ATLANTIC UNIVERSITY | | 4 | 1 | 20% | 5 |
| NEW HAMPSHIRE DEPARTMENT OF HEALTH AND HUMAN SERVICES | | 3 | 2 | 40% | 5 |
| COMMUNITY HEALTH OF SOUTH FLORIDA | | | 5 | 100% | 5 |
| NELSON BIOLOGICAL | | | 5 | 100% | 5 |
| COOPER HOSPITAL/UNIVERSITY MEDICAL | | 5 | | | 5 |
| WEST PACIFIC MEDICAL LABORATORY | | | 5 | 100% | 5 |
| WESTMINSTER SHORES | | | 5 | 100% | 5 |
| TANNER MEDICAL CENTER EAST AL | | 5 | | | 5 |
| CHILDREN'S HEALTHCARE OF ATLANTA/EGLESTON | | 5 | | | 5 |
| JOE DIMAGGIO CHILDREN'S HOSPITAL | | 1 | 4 | 80% | 5 |
| XRL SXF REF LAB | | 5 | | | 5 |
| ASHTON PLACE | | 5 | | | 5 |
| BAY STREET PHARMACY | | 5 | | | 5 |
| FRANCES WARDE MEDICAL LABORATORY | | 2 | 3 | 60% | 5 |
| OMNICARE PHARMACY OF TEXAS 1, LP DBA OMNICARE | | 5 | | | 5 |
| MAXHEALTH | | 4 | 1 | 20% | 5 |
| NOVANT HEALTH UVA | | 2 | 3 | 60% | 5 |
| ASCENSION ST VINCENT'S CLAY COUNTY | | | 5 | 100% | 5 |
| SOUTHERN OCEAN MEDICAL CENTER | | 5 | | | 5 |
| Salerno Bay Health & Rehabilitation Center | | 5 | | | 5 |
| VERMONT DEPARTMENT OF HEALTH | | 1 | 4 | 80% | 5 |

COVID-19: testing by laboratory

Data through Dec 10, 2020 verified as of Dec 11, 2020 at 09:25 AM

Data in this report are provisional and subject to change.

The numbers in the table below represent the number of Florida and non-Florida residents for whom test results were received by the Department of Health. A person can be tested by more than one laboratory and can have both positive and negative results. **Therefore, the sum of the numbers in each column will be larger than the total number of people tested.**

| Reporting lab | Inconclusive | Negative | Positive | Percent positive | Total |
|--|--------------|----------|----------|------------------|-------|
| MEDICAL CENTER OF BLOUNTSTOWN | | | 5 | 100% | 5 |
| ST CHARLES HOSPITAL LABORATORY | | 5 | | | 5 |
| LORI MCAULIFFE MD PA | | | 5 | 100% | 5 |
| NORTH FLORIDA MEDICAL CENTER | | 5 | | | 5 |
| ALBIBI | | 1 | 4 | 80% | 5 |
| BETHESDA COMMUNITY HEALTH CENTER | | | 5 | 100% | 5 |
| CRESTWOOD MEDICAL CENTER | | 4 | 1 | 20% | 5 |
| NEMOURS CHILDREN'S PRIMARY CARE VERO BEACH | | | 5 | 100% | 5 |
| HEALTHPARK MEDICAL CENTER ABG LAB | | 5 | | | 5 |
| FOUNTAINS OF HOPE LLC, THE | | 5 | | | 5 |
| MC DIAGNOSTIC OF CONNECTICUT, PC #1960 | | 5 | | | 5 |
| ST JOHNS BIOMEDICAL LAB | | 5 | | | 5 |
| UNIVERSITY OF CHICAGO MEDICAL CENTER LAB | | | 5 | 100% | 5 |
| MANATEE PEDIATRICS | | | 5 | 100% | 5 |
| BAYSHORE LABORATORY | | 4 | 1 | 20% | 5 |
| CHILDREN'S HOSPITAL OF PHILADELPHIA | | 5 | | | 5 |
| CENTRA CARE POINCIANA | | | 5 | 100% | 5 |
| LAKE NONA PEDIATRICS IN ASSOCIATION WITH NEMOURS | | 5 | | | 5 |
| MOUNT SINAI BROOKLYN LABORATORY | | 4 | 1 | 20% | 5 |
| MONTEFIORE MEDICAL CENTER LABORATORIES - WEILER | | 4 | 1 | 20% | 5 |
| HAWKINS FAMILY MEDICINE LLC | | 4 | 1 | 20% | 5 |
| DEPARTMENT OF HEALTH AND HUMAN SERVICES LANSING | | | 5 | 100% | 5 |
| PARAMOUNT WALK-IN CLINIC | | 1 | 4 | 80% | 5 |
| PASSPORT HEALTH OF TAMPA BAY | | 4 | | | 4 |
| COVENIENT CARE MEDICAL CLINIC | | | 4 | 100% | 4 |
| GNT ASSOCIATES | | 3 | 1 | 25% | 4 |
| UHEALTH UNIVERSITY OF MIAMI | | | 4 | 100% | 4 |
| L3HARRIS FAMILY MEDICAL CENTER | | | 4 | 100% | 4 |
| PHYSICIANS IMMEDIATE CARE AURORA | | | 4 | 100% | 4 |
| FLORIDA HOSPITAL ALTAMONTE | | 2 | 2 | 50% | 4 |
| PLANT CITY PEDIATRICS | | 4 | | | 4 |
| BAYCARE MEDICAL GROUP INC | | | 4 | 100% | 4 |
| UF HEALTH | | | 4 | 100% | 4 |
| FOUNTAINVIEW BY FIVE STAR QUALITY CARE | | 4 | | | 4 |
| REHABILITATION CENTER OF WINTER PARK,THE | | | 4 | 100% | 4 |
| NOVARI CARE LLC | | 3 | 1 | 25% | 4 |
| ADIRONDACK MEDICAL CENTER | | 4 | | | 4 |
| OSPREY LODGE | | 4 | | | 4 |
| PALM HARBOR DERMATOLOGY | | 4 | | | 4 |
| MENTAL HEALTH CARE INC | | 3 | 1 | 25% | 4 |
| MIAMI CANCER INSTITUTE | | | 4 | 100% | 4 |
| COLUMBIA MEMORIAL HOSPITAL LABORATORY | | 4 | | | 4 |
| PREMIER MEDICAL ASSOCIATES | | 4 | | | 4 |
| DESOTO HEALTH AND REHAB LLC | | 2 | 2 | 50% | 4 |
| CAPE COD HOSPITAL | | | 4 | 100% | 4 |
| CLERMONT URGENT CARE | | | 4 | 100% | 4 |
| DALLAS COUNTY HEALTH AND HUMAN SERVICES | | | 4 | 100% | 4 |

COVID-19: testing by laboratory

Data through Dec 10, 2020 verified as of Dec 11, 2020 at 09:25 AM

Data in this report are provisional and subject to change.

The numbers in the table below represent the number of Florida and non-Florida residents for whom test results were received by the Department of Health. A person can be tested by more than one laboratory and can have both positive and negative results. **Therefore, the sum of the numbers in each column will be larger than the total number of people tested.**

| Reporting lab | Inconclusive | Negative | Positive | Percent positive | Total |
|---|--------------|----------|----------|------------------|-------|
| UNION CITY MANOR NURSING CENTER | | 4 | | | 4 |
| CARLOS PORTU MD, PLLC | | | 4 | 100% | 4 |
| DOTHAN PEDIATRIC CLINIC | | | 4 | 100% | 4 |
| UNION CHD | | 3 | 1 | 25% | 4 |
| CARE HERE | | | 4 | 100% | 4 |
| MIRIMUS INC | | 1 | 3 | 75% | 4 |
| SANFORD SOUTH UNIVERSITY | | 4 | | | 4 |
| LABCORP UNSPECIFIED | | 4 | | | 4 |
| PSL NAPLES BH OPERATIONS, LLC | | 4 | | | 4 |
| SOUTHWESTERN REGIONAL MEDICAL CENTER - TULSA | | 4 | | | 4 |
| COLLIER HMA PHYSICIAN MANAGEMENT, LLC | | | 4 | 100% | 4 |
| FCHC (OB)-DARWIN SQUARE CTR. | | | 4 | 100% | 4 |
| FHMG_FM AND IM AVALON PARK | | 1 | 3 | 75% | 4 |
| SENIOR HOME CARE INC | | 4 | | | 4 |
| COASTAL FAMILY PRACTICE | | 2 | 2 | 50% | 4 |
| SONATA DELRAY BEACH | | 3 | 1 | 25% | 4 |
| CITYMD | | 1 | 3 | 75% | 4 |
| FAMILY MEDICINE OF WESTON LLC | | | 4 | 100% | 4 |
| THE PLAZA AT PARKSQUARE | | 4 | | | 4 |
| MINUTECLINIC, LLC #03965 | | 4 | | | 4 |
| Stratford Court of Palm Harbor | | 4 | | | 4 |
| FIFTH AVENUE PEDIATRICS | | 3 | 1 | 25% | 4 |
| RAINBOW PEDIATRIC CENTER PA | | 3 | 1 | 25% | 4 |
| GEORGE SAFRAN MD PC | | 4 | | | 4 |
| VRL LABORATORIES | | | 4 | 100% | 4 |
| MINUTECLINIC, LLC, DBA MINUTECLINIC #6106 | | 3 | 1 | 25% | 4 |
| MULBERRY CARE CENTER | | 1 | 3 | 75% | 4 |
| BARBARA O'REILLY MD PA | | 4 | | | 4 |
| GRAND VILLA OF CLEARWATER | | 4 | | | 4 |
| PALM BEACH CANCER INSTITUTE | | | 4 | 100% | 4 |
| INTERMARKET FACILITY | | | 4 | 100% | 4 |
| LCS SANDHILL COVE LLC DBA | | 4 | | | 4 |
| ORCHID COVE | | 2 | 2 | 50% | 4 |
| CONCENTRA URGENT CARE | | 1 | 3 | 75% | 4 |
| CAPTAIN JAMES A. LOVELL FEDERAL HEALTHCARE CENTER | | | 4 | 100% | 4 |
| LONG ISLAND JEWISH FOREST HILLS HOSPITAL | | 4 | | | 4 |
| RED MOUNTAIN DIAGNOSTICS | | 4 | | | 4 |
| EAST BANK HOSPITAL - UNIVERSITY OF MINNESOTA MEDICAL CENTER | | | 4 | 100% | 4 |
| MEDEXPRESS URGENT CARE - TIMBERLAKE | | 4 | | | 4 |
| DAVITA DIALYSIS | | 4 | | | 4 |
| FHCP - ORMOND BEACH | | | 4 | 100% | 4 |
| CURATIVE CARE CENTER INC | | 1 | 3 | 75% | 4 |
| MARION AND BERNARD L SAMSON NURSING CENTER | | | 4 | 100% | 4 |
| PACIFICA SENIOR LIVING OCALA | | 4 | | | 4 |
| ADVENT HEALTH - DELTONA ER | | 1 | 3 | 75% | 4 |
| CHILDREN'S MEDICAL GROUP | | 4 | | | 4 |
| URGENT TEAM - MUSCLE SHOALS | | 4 | | | 4 |

COVID-19: testing by laboratory

Data through Dec 10, 2020 verified as of Dec 11, 2020 at 09:25 AM

Data in this report are provisional and subject to change.

The numbers in the table below represent the number of Florida and non-Florida residents for whom test results were received by the Department of Health. A person can be tested by more than one laboratory and can have both positive and negative results. **Therefore, the sum of the numbers in each column will be larger than the total number of people tested.**

| Reporting lab | Inconclusive | Negative | Positive | Percent positive | Total |
|--|--------------|----------|----------|------------------|-------|
| BIOTEST PLASMA CENTER | | 4 | | | 4 |
| SOUTHEASTERN PEDIATRIC ASSOCIATES | | | 4 | 100% | 4 |
| PANCARE HEALTH YOUNGSTOWN | | | 4 | 100% | 4 |
| APEX HOME HEALTH CARE | | 4 | | | 4 |
| LANE PEDIATRICS PA | | | 4 | 100% | 4 |
| CARENOW URGENT CARE-GREEN HILLS | | 4 | | | 4 |
| UNILAB OF DADE INC | | | 4 | 100% | 4 |
| ASSISTED LIVING OF BROWARD | | 4 | | | 4 |
| PEDIATRIC HEALTHCARE ALLIANCE | | | 4 | 100% | 4 |
| AHC Decatur County | | 4 | | | 4 |
| UNIVERSITY OF MIAMI MILLER SCHOOL OF MEDICINE | | | 4 | 100% | 4 |
| CELAL GUROL ERBAY, MD | | | 4 | 100% | 4 |
| GREENVILLE MEMORIAL HOSPITAL LAB | | | 4 | 100% | 4 |
| FLORIDA CANCER SPECIALISTS AND RESEARCH | | 2 | 2 | 50% | 4 |
| CAPE CORAL URGENT CARE | | 2 | 2 | 50% | 4 |
| WYOMING PUBLIC HEALTH LAB | | | 4 | 100% | 4 |
| RUSH UNIVERSITY MEDICAL CENTER LABORATORY | | | 4 | 100% | 4 |
| PEACEHEALTH LABORATORIES | | 3 | 1 | 25% | 4 |
| MCR HEALTH LAWTON CHILES ADMINISTRATION STE A | | 1 | 3 | 75% | 4 |
| FISHERMEN'S HOSPITAL | | | 4 | 100% | 4 |
| SUPERIOR RESIDENCES AT CALA HILLS | | 4 | | | 4 |
| BARTON MEMORIAL HOSPITAL | | 3 | 1 | 25% | 4 |
| ELITE MEDICAL CENTER | | | 4 | 100% | 4 |
| INFECTION CONTROL/ EMPHEALTH | | 3 | 1 | 25% | 4 |
| KINDRED HOSPITAL - SOUTH FLORIDA | | 4 | | | 4 |
| THE DOCTORS CENTER HEALTHCARE-SOUTHSIDE | | 1 | 3 | 75% | 4 |
| BENEVA LAKES HEALTHCARE & REHAB CENTER | | | 4 | 100% | 4 |
| MED LABS DIAGNOSTICS | | 3 | 1 | 25% | 4 |
| TRIDENT BIOMETRICS | | 3 | 1 | 25% | 4 |
| DTR LABS | | 3 | 1 | 25% | 4 |
| BAPTIST PRIMARY BLACK CREEK SOUTH | | | 4 | 100% | 4 |
| FLORIDA MEDICAL CLINIC - MULTI SPECIALTY CAMPUS | | 1 | 3 | 75% | 4 |
| PALM BEACH COUNTY HEALTH DEPARTMENT LABORATORY | | | 4 | 100% | 4 |
| PANCARE HEALTH - WEWA ELEMENTARY | | | 4 | 100% | 4 |
| EXPRESS TESTING-ONE | | | 4 | 100% | 4 |
| PERDIDO URGENT CARE | | | 4 | 100% | 4 |
| ELTINGVILLE CIRCLE URGENT CARE | | 4 | | | 4 |
| DEPARTMENT OF HEALTH AND HUMAN SERVICES STATE OF NEW HAMPSHIRE | | | 4 | 100% | 4 |
| SIGNATURE CARE MONTROSE | | 2 | 2 | 50% | 4 |
| URGENT MEDICAL CENTER INC | | 2 | 2 | 50% | 4 |
| Westminster Manor | | 3 | 1 | 25% | 4 |
| CVS MINUTE CLINIC DIAGNOSTIC OF TEXAS,LLC | | 3 | 1 | 25% | 4 |
| COPELAND MEDICAL CLINIC | | 3 | 1 | 25% | 4 |
| ATMORE NURSING CENTER | | 3 | 1 | 25% | 4 |
| ACCESS PHARMACY | | 4 | | | 4 |
| CITRUS COUNTY HEALTH DEPARTMENT | | 3 | 1 | 25% | 4 |
| UTAH DEPARTMENT OF HEALTH | | | 4 | 100% | 4 |

COVID-19: testing by laboratory

Data through Dec 10, 2020 verified as of Dec 11, 2020 at 09:25 AM

Data in this report are provisional and subject to change.

The numbers in the table below represent the number of Florida and non-Florida residents for whom test results were received by the Department of Health. A person can be tested by more than one laboratory and can have both positive and negative results. **Therefore, the sum of the numbers in each column will be larger than the total number of people tested.**

| Reporting lab | Inconclusive | Negative | Positive | Percent positive | Total |
|--|--------------|----------|----------|------------------|-------|
| DYNACARE LABORATORIES | | | 4 | 100% | 4 |
| OKLAHOMA STATE DEPARTMENT OF HEALTH-PUBLIC HEALTH LABORATORY | | | 4 | 100% | 4 |
| LEON MEDICAL CENTERS, LLC | | | 4 | 100% | 4 |
| JOSEF SCHENKER MD PC | | 4 | | | 4 |
| The Care Center at Pinellas Park | | 4 | | | 4 |
| PENNSYLVANIA DEPARTMENT OF HEALTH BUREAU OF LABORATORIES | | | 4 | 100% | 4 |
| CVS MINUTE CLINIC DIAGNOSTIC OF TEXAS, LLC | | 4 | | | 4 |
| MARION PEDIATRICS PA | | 4 | | | 4 |
| LABS PLUS LLC | | 4 | | | 4 |
| MARSHALL MEDICAL CENTER SOUTH LAB | | 3 | 1 | 25% | 4 |
| NEWPATH DIAGNOSTICS | | 4 | | | 4 |
| COMPUNET CLINICAL LAB | | | 4 | 100% | 4 |
| HOLIDAY MEDICAL ASSOCIATES | | 1 | 3 | 75% | 4 |
| VITAL CARE URGENT CARE | | | 4 | 100% | 4 |
| OSWEGO HOSPITAL LABORATORY | | 4 | | | 4 |
| Millennium Nursing & Rehab Center | | 4 | | | 4 |
| West Gate Village, LLC | | 4 | | | 4 |
| ADVENT HEALTH - TUSKAWILLA | | 4 | | | 4 |
| CARL R DARNALL ARMY MEDICAL CENTER | | | 4 | 100% | 4 |
| WATERTOWN URGENT CARE PLLC | | 4 | | | 4 |
| PRIMECARE | | 2 | 2 | 50% | 4 |
| NAVARRE GARDENS | | 4 | | | 4 |
| Sunset Lake Health and Rehabilitation Center | | 4 | | | 4 |
| SOUTHEASTERN REGIONAL MEDICAL CENTER | | | 4 | 100% | 4 |
| MEDEXPRESS URGENT CARE - ROBINSON TWP, STEUBENVILLE PIKE | | 4 | | | 4 |
| COMPREHENSIVE CLINICAL RESEARCH, LLC | | | 4 | 100% | 4 |
| GENUS DIAGNOSTICS | | | 4 | 100% | 4 |
| BOCA SIMON LAB | | 1 | 3 | 75% | 4 |
| OKLAHOMA STATE UNIVERSITY DIAGNOSTIC LAB | | | 4 | 100% | 4 |
| WEISS PEDIATRIC CARE LLC | | 3 | 1 | 25% | 4 |
| EL PARAISO HOME INC | | 4 | | | 4 |
| FAMILY MEDICINE AT HUNTERS CREEK | | 4 | | | 4 |
| OMNICARE PHARMACY OF TEXAS 1 | | 4 | | | 4 |
| AVOW HOSPICE INC | | 4 | | | 4 |
| ADVENTIST HEALTH SYSTEM FLORIDA DEPT OF HEALTH | | 3 | 1 | 25% | 4 |
| PM PEDIATRICS OF SELDEN | | 3 | 1 | 25% | 4 |
| WESLEY CHAPEL INTERNAL MEDICINE AND PEDIATRICS | | | 4 | 100% | 4 |
| FLORIDA HEART AND VASCULAR | | | 4 | 100% | 4 |
| CELERION | | | 4 | 100% | 4 |
| WALK IN URGENT CARE | | | 4 | 100% | 4 |
| MINUTECLINIC LLC #7973 | | 4 | | | 4 |
| Walker BaptistMedCtr | | 3 | 1 | 25% | 4 |
| HELIX KH UC | | | 4 | 100% | 4 |
| MEDEXPRESS URGENT CARE - CULPEPER | | 4 | | | 4 |
| DIAGNOSTECHS | | 4 | | | 4 |
| SIGNATURE CARE EMERGENCY CENTER | | 2 | 2 | 50% | 4 |
| WEST COAST FAMILY MEDICAL CARE | | | 4 | 100% | 4 |

COVID-19: testing by laboratory

Data through Dec 10, 2020 verified as of Dec 11, 2020 at 09:25 AM

Data in this report are provisional and subject to change.

The numbers in the table below represent the number of Florida and non-Florida residents for whom test results were received by the Department of Health. A person can be tested by more than one laboratory and can have both positive and negative results. **Therefore, the sum of the numbers in each column will be larger than the total number of people tested.**

| Reporting lab | Inconclusive | Negative | Positive | Percent positive | Total |
|--|--------------|----------|----------|------------------|-------|
| MEMORIAL HEALTH CARE SYSTEMS | | | 4 | 100% | 4 |
| GENEVA GENERAL HOSPITAL LABORATORY | | 3 | 1 | 25% | 4 |
| NCHD | | 1 | 3 | 75% | 4 |
| GARDENS HEALTH NH LLC | | 4 | | | 4 |
| INSPIRED LIVING AT PALM BAY | | 4 | | | 4 |
| HEALTHY MINORS PEDIATRIC URGENT CARE | | 4 | | | 4 |
| REDMED OF CROSSTOWN | | 1 | 3 | 75% | 4 |
| KANSAS DEPARTMENT OF HEALTH | | 2 | 2 | 50% | 4 |
| URGENT CARE CENTER AT PINNACLE | | 4 | | | 4 |
| SONIC REFERENCE LABORATORY | | | 4 | 100% | 4 |
| UW MEDICINE VIROLOGY LAB | | | 4 | 100% | 4 |
| YAZJI PEDIATRIC CARE LLC DBA TUKA PEDIATRICS | | | 4 | 100% | 4 |
| STEWART MELBOURNE HOSPITAL | | | 4 | 100% | 4 |
| AHEC CLINIC | | 1 | 3 | 75% | 4 |
| BAYLOR ESOTERIC AND MOLECULAR LAB | | | 4 | 100% | 4 |
| LEMOYNE COLLEGE WELLNESS CENTER FOR | | 4 | | | 4 |
| JACKSON COUNTY HEALTH DEPARTMENT | | | 4 | 100% | 4 |
| ACCENT PHYSICIAN SPECIALISTS PA | | 4 | | | 4 |
| ADVENT HEALTH CENTRA CARE - ORANGE LAKE | | 1 | 3 | 75% | 4 |
| MEDICAL CENTER AT OCEAN REEF | | 1 | 3 | 75% | 4 |
| CARENOW URGENT CARE - WINTER SPRINGS | | 3 | 1 | 25% | 4 |
| KETTERING HEALTH | | | 4 | 100% | 4 |
| CAREWELL 202 | | | 4 | 100% | 4 |
| SHARP MEMORIAL HOSPITAL MICROBIOLOGY DEPT | | | 4 | 100% | 4 |
| FAMILY MEDICAL CARE OF PALM BEACH | | | 4 | 100% | 4 |
| MD ANDERSON | | | 4 | 100% | 4 |
| EGL GENETICS DIAGNOSTICS | | | 4 | 100% | 4 |
| OPENTRONS PRL | | 2 | 1 | 33% | 3 |
| PUTNAM HOSPITAL CENTER LABORATORY | | 3 | | | 3 |
| PBSO WEST PALM FAMILY PRACTICE | | 1 | 2 | 67% | 3 |
| PALMS WEST HOSPITAL | | | 3 | 100% | 3 |
| JACKSON SOUTH COMMUNITY HOSPITAL LAB | | | 3 | 100% | 3 |
| CHARLOTTE CHD PORT CHARLOTTE | | 2 | 1 | 33% | 3 |
| FAMILY CARE | | | 3 | 100% | 3 |
| DANIEL M LIBBY MD PLLC | | 3 | | | 3 |
| CORTLAND REGIONAL MEDICAL CENTER | | 3 | | | 3 |
| BAY BREEZE HEALTH AND REHABILITATION CENTER | | 3 | | | 3 |
| ENTRUST IMMEDIATE CARE | | | 3 | 100% | 3 |
| CVS MINUTE CLINIC, LLC #22 | | 2 | 1 | 33% | 3 |
| KISSIMMEE URGENT CARE | | 3 | | | 3 |
| HARBOUR'S EDGE | | 2 | 1 | 33% | 3 |
| NORTH BEACH REHABILITATION CENTER | | 2 | 1 | 33% | 3 |
| ELITE PRIMARY CARE OF WAYCROSS | | | 3 | 100% | 3 |
| ORLANDO FAMILY MEDICAL INC | | 3 | | | 3 |
| NORTH NAPLES HOSPITAL RESPIRATORY THERAPY DEPARTMENT | | | 3 | 100% | 3 |
| FLORIDA HEALTH CARE PLANS STIRLING CENTER | | | 3 | 100% | 3 |
| LOYOLA UNIVERSITY MEDICAL CENTER LABORATORY | | | 3 | 100% | 3 |

COVID-19: testing by laboratory

Data through Dec 10, 2020 verified as of Dec 11, 2020 at 09:25 AM

Data in this report are provisional and subject to change.

The numbers in the table below represent the number of Florida and non-Florida residents for whom test results were received by the Department of Health. A person can be tested by more than one laboratory and can have both positive and negative results. **Therefore, the sum of the numbers in each column will be larger than the total number of people tested.**

| Reporting lab | Inconclusive | Negative | Positive | Percent positive | Total |
|---|--------------|----------|----------|------------------|-------|
| HIALEAH SHORES NURSING AND | | 2 | 1 | 33% | 3 |
| TNC WALK IN CLINIC | | 1 | 2 | 67% | 3 |
| ESTERO FIRE RESCUE | | 3 | | | 3 |
| Nashville Central Laboratory | | 3 | | | 3 |
| FLORENCE - HUNTSVILLE HOSPITAL URGENT CARE | | 2 | 1 | 33% | 3 |
| COURTYARD GARDENS OF JUPITER | | 3 | | | 3 |
| MEDFUSION | | 2 | 1 | 33% | 3 |
| FLORIDA DEPARTMENT OF HEALTH IN MIAMI DADE COUNTY | | 2 | 1 | 33% | 3 |
| MEDICAL CENTER AFFILIATES WEST PALM | | | 3 | 100% | 3 |
| DOCTORS MEDICAL CENTER OF WALTON COUNTY CLINIC | | | 3 | 100% | 3 |
| BIG BEND HOSPICE INC | | 3 | | | 3 |
| YORKVILLE PEDIATRIC URGENT CARE | | 3 | | | 3 |
| QUATRACOR PLLC | | 3 | | | 3 |
| SURETOX LABORATORY LLC | | 2 | 1 | 33% | 3 |
| ST JUDE LABORATORIES | | 1 | 2 | 67% | 3 |
| PRORENATA LABS | | 1 | 2 | 67% | 3 |
| MEDEXPRESS URGENT CARE - MONROE | | 3 | | | 3 |
| BETH ISRAEL MEDICAL CENTER LABS | | 3 | | | 3 |
| FAMILY CARE PARTNERS URGENT CARE LLC | | 1 | 2 | 67% | 3 |
| NIGHT LITE PEDIATRICS CENTER | | 1 | 2 | 67% | 3 |
| PPD - IXLAYER | | 3 | | | 3 |
| MARION COUNTY FIRE RESCUE | | 3 | | | 3 |
| DEPARTMENT OF PATHOLOGY ROME MEMORIAL | | 3 | | | 3 |
| BRADENTON PHYSICIAN MEDICAL CENTER | | | 3 | 100% | 3 |
| MEDICAL UNIVERSITY SC HOSPITAL | | | 3 | 100% | 3 |
| NCHMD INC | | | 3 | 100% | 3 |
| INDIANA STATE DEPARTMENT OF HEALTH | | 1 | 2 | 67% | 3 |
| MEDEXPRESS URGENT CARE - SEMINOLE SQUA | | 3 | | | 3 |
| MEDEXPRESS URGENT CARE - WINCHESTER GATEWAY | | 3 | | | 3 |
| FLORIDA MENTOR-POINT WEST CLUSTER | | 3 | | | 3 |
| PATHOLOGY REFERENCE LAB LLC | | | 3 | 100% | 3 |
| SEMINOLE FAMILY HEALTH CENTER | | 3 | | | 3 |
| MONTANA PUBLIC HEALTH LAB | | | 3 | 100% | 3 |
| LAFAYETTE NURSING AND REHAB | | | 3 | 100% | 3 |
| CULLMAN REGIONAL URGENT CARE | | 2 | 1 | 33% | 3 |
| MAYO | | 1 | 2 | 67% | 3 |
| AVANTE INVERNESS | | 1 | 2 | 67% | 3 |
| PUBLIC HEALTH TRUST OF MIAMI DADE COUNTY | | | 3 | 100% | 3 |
| FLORIDA CANCER SPECIALISTS & RESEARCH INSTITUTE | | 2 | 1 | 33% | 3 |
| NOVADX | | 2 | 1 | 33% | 3 |
| PARRISH MEDICAL CENTER-WAIVED TESTING | | 3 | | | 3 |
| ADVENT HEALTH - WESTCHASE ER | | | 3 | 100% | 3 |
| BRENTWOOD SENIOR LIVING AT ST PETE | | | 3 | 100% | 3 |
| NORTH SHORE HOSP. INFECTION CONTROL | | | 3 | 100% | 3 |
| CAREWELL URGENT CARE | | | 3 | 100% | 3 |
| LEWIS COUNTY MANOR | | 3 | | | 3 |
| LEXINGTON MEDICAL CENTER | | 1 | 2 | 67% | 3 |

COVID-19: testing by laboratory

Data through Dec 10, 2020 verified as of Dec 11, 2020 at 09:25 AM

Data in this report are provisional and subject to change.

The numbers in the table below represent the number of Florida and non-Florida residents for whom test results were received by the Department of Health. A person can be tested by more than one laboratory and can have both positive and negative results. **Therefore, the sum of the numbers in each column will be larger than the total number of people tested.**

| Reporting lab | Inconclusive | Negative | Positive | Percent positive | Total |
|---|--------------|----------|----------|------------------|-------|
| GROVES CENTER | | | 3 | 100% | 3 |
| PATIENT FIRST - ALLENTOWN | | | 3 | 100% | 3 |
| NEMOURS CHILDRENS PRIMARY CARE MAITLAND | | | 3 | 100% | 3 |
| BETTERMED URGENT CARE | | | 3 | 100% | 3 |
| FLORIDA ENDOSCOPY & SURGERU CTR LLC | | 3 | | | 3 |
| HELIX MEDICAL CENTERS | | 1 | 2 | 67% | 3 |
| JEFFERSON COUNTY HEALTH DEPARTMENT-MONTICELLO | | 2 | 1 | 33% | 3 |
| NORTHERN LIGHT LABORATORY | | 1 | 2 | 67% | 3 |
| CONSULATE HEATH CARE AT WEST ALTAMONTE | | | 3 | 100% | 3 |
| VELOCITY CARE | | | 3 | 100% | 3 |
| FLORIDA MEDICAL CLINIC IM MLK | | 3 | | | 3 |
| PM PEDIATRICS OF BAYSIDE PLLC | | 3 | | | 3 |
| MEDEXPRESS URGENT CARE - WILLIAMSPORT | | 3 | | | 3 |
| GULFSIDE HOSPICE INC | | | 3 | 100% | 3 |
| WINDSOR OF LAKEWOOD RANCH,THE | | 3 | | | 3 |
| IOWA DEPARTMENT OF PUBLIC HEALTH | | | 3 | 100% | 3 |
| LIGHTHOUSE PEDIATRICS OF NAPLES | | 2 | 1 | 33% | 3 |
| BEEBE MEDICAL CENTER LABORATORY | | 3 | | | 3 |
| VILLAGES HEALTH, THE | | 3 | | | 3 |
| US SPECIALTY LABS | | | 3 | 100% | 3 |
| LEE CONVENIENT CARE AT SUMMERLIN | | | 3 | 100% | 3 |
| LEE MEMORIAL HEALTH SYSTEM | | 2 | 1 | 33% | 3 |
| FLORIDA CLINICAL LABORATORY - BIOREFERENCE LABORATORIES | | 2 | 1 | 33% | 3 |
| DICKSON MEDICAL ASSOCIATES PC PATH LAB | | 3 | | | 3 |
| HAWTHORNE INN OF LAKELAND | | 3 | | | 3 |
| BOLING, STEPHANIE | | 3 | | | 3 |
| CORTLAND COUNTY HEALTH DEPARTMENT | | 3 | | | 3 |
| PINELLAS PARK HEALTH CENTER - PINELLAS CHD | | 1 | 2 | 67% | 3 |
| NORTHWEST FLORIDA CLINICAL LAB | | 1 | 2 | 67% | 3 |
| CARE ONE PRIMARY CARE | | | 3 | 100% | 3 |
| MANORCARE NURSING & REHABILITATION CENTER-NAPLES | | 3 | | | 3 |
| MIDDLETOWN MEDICAL P C | | | 3 | 100% | 3 |
| ACCESS HEALTH CARE | | 2 | 1 | 33% | 3 |
| PHYSICIANS IMMEDIATE CARE ELGIN | | | 3 | 100% | 3 |
| BAPTIST HEALTH MEDICAL CENTER | | | 3 | 100% | 3 |
| MARSHFIELD LABORATORIES | | | 3 | 100% | 3 |
| PRIMARY CARE MEDICINE | | 2 | 1 | 33% | 3 |
| TARPON SPRINGS PEDIATRICS, LLC | | | 3 | 100% | 3 |
| CARE ATC - CITY OF BOYNTON BEACH | | | 3 | 100% | 3 |
| Bainbridge Health and Rehab | | 3 | | | 3 |
| UNC HOSPITAL/MCLENDON CLINICAL LABORATORIES | | | 3 | 100% | 3 |
| ASSOCIATES MD CYPRESS CREEK | | | 3 | 100% | 3 |
| GREATER MOBILE URGENT CARE – SPRINGHILL | | | 3 | 100% | 3 |
| ACE BIOMEDICAL LABS LLC | | | 3 | 100% | 3 |
| Bardmoor Oaks Healthcare and Rehabilitation Center | | 3 | | | 3 |
| TRUE HEALTH – LAKE UNDERHILL | | 3 | | | 3 |
| ALABAMA DEPARTMENT OF PUBLIC HEALTH | | 1 | 2 | 67% | 3 |

COVID-19: testing by laboratory

Data through Dec 10, 2020 verified as of Dec 11, 2020 at 09:25 AM

Data in this report are provisional and subject to change.

The numbers in the table below represent the number of Florida and non-Florida residents for whom test results were received by the Department of Health. A person can be tested by more than one laboratory and can have both positive and negative results. **Therefore, the sum of the numbers in each column will be larger than the total number of people tested.**

| Reporting lab | Inconclusive | Negative | Positive | Percent positive | Total |
|---|--------------|----------|----------|------------------|-------|
| BARONESS ERLANGER HOSPITAL | | 3 | | | 3 |
| HEALTHCARE NETWORK OF SOUTHWEST FLORIDA | | | 3 | 100% | 3 |
| BIRMINGHAM VAMC | | 1 | 2 | 67% | 3 |
| SJH | | | 3 | 100% | 3 |
| DEACONESS HOSPITAL | | | 3 | 100% | 3 |
| UNITY HEALTH AND REHABILITATION CENTER | | | 3 | 100% | 3 |
| LA MER NH LLC | | | 3 | 100% | 3 |
| MEDEXPRESS URGENT CARE-PITTSFIELD | | 3 | | | 3 |
| CITIZENS BAPTIST MEDICAL CENTERS LAB | | 3 | | | 3 |
| CONSOLIDATED LABORATORY SERVICES | | | 3 | 100% | 3 |
| URGENT DOC - URGENT CARE CLINIC | | | 3 | 100% | 3 |
| HILLVIEW LABORATORY | | | 3 | 100% | 3 |
| UT MEMPHIS UNIVERSITY HEALTH SERVICES | | | 3 | 100% | 3 |
| PANCARE HEALTH - ALTHA PUBLIC | | | 3 | 100% | 3 |
| MINUTECLINIC DIAGNOSTIC OF NEW JERSEY, LLC # 7069 | | 3 | | | 3 |
| MINUTECLINIC DIAGNOSTIC OF TEXAS | | 3 | | | 3 |
| URGENT CARE AT LONGWOOD | | | 3 | 100% | 3 |
| ORLANDO REGIONAL HEALTH SERVICES | | 1 | 2 | 67% | 3 |
| NOVANT HEALTH PRESBYTERIAN | | 2 | 1 | 33% | 3 |
| VAIL VALLEY MEDICAL CENTER | | | 3 | 100% | 3 |
| BOCA BIOLISTICS LLC | | | 3 | 100% | 3 |
| MEDEXPRESS URGENT CARE LEWISBURG | | 3 | | | 3 |
| QUINTON MEMORIAL HEALTH CARE CENTER | | 3 | | | 3 |
| NORTH DAKOTA DEPT OF HEALTH MICROBIOLOGY | | 1 | 2 | 67% | 3 |
| PULSE & REMEDY LLC | | | 3 | 100% | 3 |
| SCIENTIFIC LABORATORY DIVISION | | | 3 | 100% | 3 |
| WINDER NURSING INC DBA WINDER HEALTH CARE | | 3 | | | 3 |
| AVALON PARK RETIREMENT RESIDENCE | | 3 | | | 3 |
| Sunrise Health and Rehabilitation Center | | | 3 | 100% | 3 |
| FAMILY MEDICINE AT WATERMAN | | 3 | | | 3 |
| TENDER CARE ALF | | 3 | | | 3 |
| MINUTECLINIC DIAGNOSTIC OF OHIO LLC | | 2 | 1 | 33% | 3 |
| ADVENT HEALTH - TIMBERRIDGE ER | | 2 | 1 | 33% | 3 |
| ALLIANCE FOR MULTISPECIALTY RESEARCH | | 3 | | | 3 |
| CARESPOT-WELLINGTON | | | 3 | 100% | 3 |
| PREMIER CLINICAL RESEARCH INSTITUTE INC | | | 3 | 100% | 3 |
| VICAR'S LANDING NURSING HOME | | 2 | 1 | 33% | 3 |
| MPG JACKSONVILLE ATLANTIC BLVD | | 1 | 2 | 67% | 3 |
| KENILWORTH CARE & REHABILITATION CENTER | | | 3 | 100% | 3 |
| MD NOW URGENT CARE - DELRAY WEST | | | 3 | 100% | 3 |
| NORTHEAST ALABAMA REGIONAL MEDICAL CENTER | | 2 | 1 | 33% | 3 |
| MEDICAL CENTER ENTERPRISE | | | 3 | 100% | 3 |
| DACH MAIN LAB | | | 3 | 100% | 3 |
| BELLIN HEALTH LAB | | 1 | 2 | 67% | 3 |
| PEDIATRICS BY THE SEA JOG RD OFFICE | | | 3 | 100% | 3 |
| ST BARNABAS HOSPITAL | | 3 | | | 3 |
| IGENEX INC | | 3 | | | 3 |

COVID-19: testing by laboratory

Data through Dec 10, 2020 verified as of Dec 11, 2020 at 09:25 AM

Data in this report are provisional and subject to change.

The numbers in the table below represent the number of Florida and non-Florida residents for whom test results were received by the Department of Health. A person can be tested by more than one laboratory and can have both positive and negative results. **Therefore, the sum of the numbers in each column will be larger than the total number of people tested.**

| Reporting lab | Inconclusive | Negative | Positive | Percent positive | Total |
|--|--------------|----------|----------|------------------|-------|
| FLO-MEDILAB SERVICES LLC | | | 3 | 100% | 3 |
| TAMPA | | 1 | 2 | 67% | 3 |
| ADVENTHEALTH MEDICAL GROUP PEDIATRIC & ADOLESCENT | | 3 | | | 3 |
| ANN STORCK CENTER INC | | 3 | | | 3 |
| REGIONAL MEDICAL LAB | | | 3 | 100% | 3 |
| TIFTON CARECONNECT URGENT CARE | | | 3 | 100% | 3 |
| ONslow MEMORIAL HOSPITAL LABORATORY | | 3 | | | 3 |
| ADVANCED PEDIATRICS OF BOCA LLC | | | 3 | 100% | 3 |
| ADVENTHEALTH MEDICAL GROUP PEDIATRICS AT | | 2 | 1 | 33% | 3 |
| SANFORD MOBILE LAB | | | 3 | 100% | 3 |
| YORK HOSPITAL - LABORATORY | | | 3 | 100% | 3 |
| AVANTE AT MT DORA | | 1 | 2 | 67% | 3 |
| GARCIA MORALES NELSON | | | 3 | 100% | 3 |
| VIBRANT AMERICA | | 3 | | | 3 |
| COVENANT PEDIATRICS | | 1 | 2 | 67% | 3 |
| PR HEALTH | | | 3 | 100% | 3 |
| SUNSHINE ASSISTED LIVING | | 3 | | | 3 |
| SPRING LAKE REHABILITATION CENTER | | | 3 | 100% | 3 |
| VIDANT MEDICAL CENTER | | | 3 | 100% | 3 |
| HELIX LW UC | | 1 | 2 | 67% | 3 |
| MEDIC INFUSION PA | | 3 | | | 3 |
| ADRIANA M CASTRO MD PA | | 3 | | | 3 |
| MID FLORIDA CLINICAL LABORATORY | | 2 | 1 | 33% | 3 |
| NORTH SHORE HEMATOLOGY-ONCOLOGY ASSOCIATES, PC | | 3 | | | 3 |
| MARYLAND STATE DEPT OF HEALTH | 2 | | 1 | 33% | 3 |
| CENTRAL DUPAGE HOSPITAL | | | 3 | 100% | 3 |
| SSM HEALTH ST LOUIS MICROBIOLOGY LABORATORY | | 1 | 2 | 67% | 3 |
| WYOMING DEPT OF HEALTH | | | 3 | 100% | 3 |
| LIFEHOPE LABS | | | 3 | 100% | 3 |
| MINUTECLINIC, LLC #05038 | | 3 | | | 3 |
| RAPID CITY RUGENT CARE | | | 3 | 100% | 3 |
| State Lab Unspecifd | | | 3 | 100% | 3 |
| NORTHSIDE HOSPITAL | | 2 | 1 | 33% | 3 |
| Fouraker Hills Rehab and Nursing | | | 3 | 100% | 3 |
| CGH MEDICAL CENTER | | | 3 | 100% | 3 |
| VETERANS AFFAIRS ORLANDO VA MEDICAL CENTER | | | 3 | 100% | 3 |
| ABSOLUTE HEALTH | | 3 | | | 3 |
| XPRESS URGENT CARE LLC | | 3 | | | 3 |
| MINUTECLINIC DIAGNOSTIC OF NORTH CAROLINA PC #7054 | | 3 | | | 3 |
| MACCLENNY NURSING AND REHAB | | | 3 | 100% | 3 |
| JOSEF SCHENKER MD PC DBA CENTERS URGENT | | 2 | 1 | 33% | 3 |
| BAPTIST PRIMARY CARE, INC. | | 2 | 1 | 33% | 3 |
| WATSON THERAPEUTICS | | 1 | 2 | 67% | 3 |
| LEESBURG COMMUNITY HEALTH CENTERS | | | 3 | 100% | 3 |
| THE CLINIC OF PEDIATRICS & GI MEDICINE, INC | | | 3 | 100% | 3 |
| REELFOOT FAMILY WALK IN CLINIC | | 2 | 1 | 33% | 3 |
| MUNSON MEDICAL CENTER | | | 3 | 100% | 3 |

COVID-19: testing by laboratory

Data through Dec 10, 2020 verified as of Dec 11, 2020 at 09:25 AM

Data in this report are provisional and subject to change.

The numbers in the table below represent the number of Florida and non-Florida residents for whom test results were received by the Department of Health. A person can be tested by more than one laboratory and can have both positive and negative results. **Therefore, the sum of the numbers in each column will be larger than the total number of people tested.**

| Reporting lab | Inconclusive | Negative | Positive | Percent positive | Total |
|---|--------------|----------|----------|------------------|-------|
| PM PEDIATRICS OF SELDEN PLLC | | 3 | | | 3 |
| FLORIDA LABORATORY ANALYSIS, LLC | | | 3 | 100% | 3 |
| SEA LEVEL LABS | | | 3 | 100% | 3 |
| INTERNAL MEDICINE LIPID AND WELNNESS PRACTICE | | | 3 | 100% | 3 |
| JOHN T MATHER MEMORIAL HOSPITAL LABORATORY | | 3 | | | 3 |
| TARRANT COUNTY PUBLIC HEALTH | | 3 | | | 3 |
| TUFTS MEDICAL CENTER | | | 3 | 100% | 3 |
| WILLIAM A HINTON STATE LABORATORY INSTITUTE | | 1 | 2 | 67% | 3 |
| PALM BEACH CDH - DELRAY BEACH | | | 3 | 100% | 3 |
| TERRACE OF ST CLOUD, THE | | 2 | 1 | 33% | 3 |
| THE LODGE AND REHABILITATION CENTER | | 3 | | | 3 |
| SOFTLAB | | | 3 | 100% | 3 |
| LAHEY CLINIC MEDICAL CENTER | | | 3 | 100% | 3 |
| WATSON THERAPEUTICS INC | | | 3 | 100% | 3 |
| ADVENT HEALTH EXPRESS | | 2 | 1 | 33% | 3 |
| MINUTECLINIC DIAGNOSTIC OF NORTH CAROLINA, PC | | 2 | 1 | 33% | 3 |
| CTRS | | | 3 | 100% | 3 |
| RHEA MEDICAL CENTER | | 3 | | | 3 |
| URGENT CARE - OCONEE | | 2 | 1 | 33% | 3 |
| KEY WEST URGENT CARE, INC | | 3 | | | 3 |
| CVS MINUTE CLINIC DIAGNOSTIC OF TEXAS LLC | | 3 | | | 3 |
| NYC PUBLIC HEALTH LABS | | | 3 | 100% | 3 |
| THONOTOSASSA COMMUNITY HEALTH CENTER | | | 3 | 100% | 3 |
| COMMUNITY MEDICAL AND DENTAL CARE INC | | 3 | | | 3 |
| ILLINOIS DEPARTMENT OF PUBLIC HEALTH | | | 3 | 100% | 3 |
| MICHIGAN HEALTH CLINIC LABORATORIES | | 2 | 1 | 33% | 3 |
| PREMIER FAMILY AND SPORTS MEDICINE | | 2 | 1 | 33% | 3 |
| CROSSVILLE MEDICAL GROUP | | 1 | 2 | 67% | 3 |
| GRACE WELLNESS CENTER | | 2 | 1 | 33% | 3 |
| EXETER HOSPITAL | | 3 | | | 3 |
| ADVANCE URGENT CARE CENTER, LLC | | | 3 | 100% | 3 |
| ERIE COUNTY PUBLIC HEALTH CLINICAL | | 3 | | | 3 |
| MOULTRIE CREEK NURSING AND REHAB | | | 3 | 100% | 3 |
| MEDEXPRESS URGENT CARE- MARYLAND | | 3 | | | 3 |
| BENSONHURST URGENT CARE | | 3 | | | 3 |
| ASAP LABS LLC | | | 3 | 100% | 3 |
| ESTATES MEDICAL CENTER INC | | | 3 | 100% | 3 |
| ST MARK VILLAGE | | | 3 | 100% | 3 |
| PRISMA HEALTH MIDLANDS | | | 3 | 100% | 3 |
| SIGNATURE CARE PFLUGERVILLE | | | 3 | 100% | 3 |
| VIRGINIA DIVISION OF CONSOLIDATED LABORATORIES | | | 3 | 100% | 3 |
| NORTH BROWARD HOSPITAL DISTRICT HEALTHCARE FOR THE HOMELESS | | | 3 | 100% | 3 |
| GONZALEZ MD AND ASWAD MD HEALTH SERVICES | | | 3 | 100% | 3 |
| PALMS, THE | | 3 | | | 3 |
| ST LUKES HOSPITAL LABORATORY | | 2 | 1 | 33% | 3 |
| EAST HILL MEDICAL GROUP | | 2 | 1 | 33% | 3 |
| FLORIDA MEDICAL CL ODOM TPA | | | 3 | 100% | 3 |

COVID-19: testing by laboratory

Data through Dec 10, 2020 verified as of Dec 11, 2020 at 09:25 AM

Data in this report are provisional and subject to change.

The numbers in the table below represent the number of Florida and non-Florida residents for whom test results were received by the Department of Health. A person can be tested by more than one laboratory and can have both positive and negative results. **Therefore, the sum of the numbers in each column will be larger than the total number of people tested.**

| Reporting lab | Inconclusive | Negative | Positive | Percent positive | Total |
|--|--------------|----------|----------|------------------|-------|
| ST VINCENT'S ST CLAIR | | 2 | 1 | 33% | 3 |
| MEDEXPRESS URGENT CARE - MAPLE DRIVE | | 3 | | | 3 |
| BOROPARK URGENT CARE | | 3 | | | 3 |
| TERENCE B MITCHELL MD, INC | | | 3 | 100% | 3 |
| VALDOSTA FAMILY MEDICINE | | | 3 | 100% | 3 |
| UNIVERSITY OF MICHIGAN | | 2 | 1 | 33% | 3 |
| ALLIANCE LABS @LRMC | | | 3 | 100% | 3 |
| MEDICAL CENTER OF THE ROCKIES | | | 3 | 100% | 3 |
| CAMPAZZI CONCIERGE MEDICAL SERVICES | | 2 | 1 | 33% | 3 |
| ADVENTHEALTH NEW SMYRNA BEACH COMMUNITY HEALTH | | | 3 | 100% | 3 |
| MONTANA DEPARTMENT OF PUBLIC HEALTH & HUMAN SERVICES | | | 3 | 100% | 3 |
| GYN PATH SERVICES | | | 3 | 100% | 3 |
| VIERA PEDIATRICS | | | 3 | 100% | 3 |
| RELIANT ACUTE CARE | | | 3 | 100% | 3 |
| MEDEXPRESS URGENT CARE-DUBOIS | | 3 | | | 3 |
| THOMAS LANGLEY | | | 3 | 100% | 3 |
| BAPTIST OUTPATIENT SERVICES | | | 3 | 100% | 3 |
| MIZELL MEMORIAL HOSPITAL | | | 3 | 100% | 3 |
| MADISON COUNTY HEALTH DEPARTMENT | | 3 | | | 3 |
| SANDGATE GARDENS REHAB & NURSING CENTER | | 2 | 1 | 33% | 3 |
| METHODIST HOSPITAL | | | 3 | 100% | 3 |
| ASPEN VALLEY HOSPITAL | | | 3 | 100% | 3 |
| FLORIDA MENTOR | | 3 | | | 3 |
| UCF STUDENT HEALTH SERVICES LABORATORY | | | 3 | 100% | 3 |
| SENTARA NORFOLK GENERAL HOSPITAL CENTRAL LAB | | | 3 | 100% | 3 |
| NEWSTAR MEDICAL LABORATORIES | | 3 | | | 3 |
| JOHNNIE RUTH CLARKE LAB | | | 2 | 100% | 2 |
| Elba Nursing and Rehabilitation Center, LLC | | 2 | | | 2 |
| MEDEXPRESS URGENT CARE MORGANTOWN | | 2 | | | 2 |
| CROSSROADS | | | 2 | 100% | 2 |
| MEDEXPRESS URGENT CARE - WASHINGTON | | 2 | | | 2 |
| MINUTE-CLINIC DIAGNOSTIC OF VIRGINIA, LLC #2003 | | 1 | 1 | 50% | 2 |
| FAST PACE MEDICAL CLINIC | | 2 | | | 2 |
| WISCONSIN STATE LABORATORY OF HYGIENE | | 1 | 1 | 50% | 2 |
| PARTNERS PHARMACY OF FLORIDA LLC | | 2 | | | 2 |
| JOHN D. ARCHBOLD MEM. HOSPITAL | | | 2 | 100% | 2 |
| NEMOURS CHILDREN'S PRIMARY CARE THE VILLAGES | | 2 | | | 2 |
| THE PALMS REHABILITATION AND HEALTHCARE CENTER | | 2 | | | 2 |
| ORLANDO LUTHERAN TOWERS | | 1 | 1 | 50% | 2 |
| FLORIDA KEYS PED & ADOLES CTR | | | 2 | 100% | 2 |
| UNIVERSITY HOSPITALS OF CLEVELAND | | | 2 | 100% | 2 |
| TMH EC NORTHEAST LABORATORY | | | 2 | 100% | 2 |
| PM PEDIATRICS OF BAYSIDE PLLC - HOPEWELL JUNCTION | | 2 | | | 2 |
| NORTON IMMEDIATE CARE CENTER - PRESTON | | | 2 | 100% | 2 |
| VIRTUA MEMORIAL HOSPITAL BURLINGTON COUNTY | | | 2 | 100% | 2 |
| CVS MINUTE CLINIC DIAGNOSTIC OF TEXAS | | 2 | | | 2 |
| SunTerrace Health Care Center | | 2 | | | 2 |

COVID-19: testing by laboratory

Data through Dec 10, 2020 verified as of Dec 11, 2020 at 09:25 AM

Data in this report are provisional and subject to change.

The numbers in the table below represent the number of Florida and non-Florida residents for whom test results were received by the Department of Health. A person can be tested by more than one laboratory and can have both positive and negative results. **Therefore, the sum of the numbers in each column will be larger than the total number of people tested.**

| Reporting lab | Inconclusive | Negative | Positive | Percent positive | Total |
|--|--------------|----------|----------|------------------|-------|
| NATIONAL JEWISH HEALTH | | | 2 | 100% | 2 |
| ADVENTHEALTH CAR CENTER APOPKA | | | 2 | 100% | 2 |
| JEFFERSON WASHINGTON TOWNSHIP HOSPITAL | | 2 | | | 2 |
| NEW BRIDGE MEDICAL CENTER | | 2 | | | 2 |
| LAKE MARY HEALTH AND REHABILITATION CENTER | | 1 | 1 | 50% | 2 |
| MORTON PLANT NORTH BAY HOSPITAL | | | 2 | 100% | 2 |
| YOUTH AND YOU, INC | | 2 | | | 2 |
| CENTERPLACE HEALTH | | | 2 | 100% | 2 |
| RIVERVIEW MEDICAL CLINIC | | 2 | | | 2 |
| URGENT TEAM - HUNTSVILLE | | 2 | | | 2 |
| SIGNATURE CARE LEWISVILLE-EMERGENCY CENTER | | 1 | 1 | 50% | 2 |
| INDIANA STATE DEPARTMENT OF HEALTH LABORATORIES | | | 2 | 100% | 2 |
| MINUTECLINIC, LLC #03268 | | 2 | | | 2 |
| ALLIED PHYSICIANS GROUP PLLC | | 2 | | | 2 |
| CENTERPLACE HEALTH, INC | | | 2 | 100% | 2 |
| Enterprise Health and Rehabilitation Center | | 2 | | | 2 |
| STARR COUNTY MEMORIAL HOSPITAL | | | 2 | 100% | 2 |
| ROCKEFELLER UNIVERSITY CLINICAL GENOMICS LABORATOR | | 2 | | | 2 |
| CRUC CMCH-COVID-19 | | 2 | | | 2 |
| SOUTH CAROLINA DEPT OF HEALTH AND ENVIRONMENT CONTROL | | 2 | | | 2 |
| ST PETERSBURG PEDIATRICS-EAST BAY | | | 2 | 100% | 2 |
| PEDIATRICS AND ADOLESCENT MEDICINE | | 2 | | | 2 |
| EMORY UNIVERSITY HOSPITAL | | | 2 | 100% | 2 |
| LIFE CARE HOME HEALTH SERVICES LLC | | | 2 | 100% | 2 |
| EXPRESSCARE URGENT CARE CENTER | | | 2 | 100% | 2 |
| CARENOW URGENT CARE-DONELSON | | 2 | | | 2 |
| Westchester General Hospital | | | 2 | 100% | 2 |
| TENNESSEE DEPARTMENT OF HEALTH (TDH) - REGIONAL LABORATORY | | | 2 | 100% | 2 |
| MEDEXPRESS URGENT CARE - SUMMERSVILLE, WEBSTER RD | | 2 | | | 2 |
| Life Care Center of Citrus County | | 2 | | | 2 |
| LEGACY LABORATORY SERVICES | | | 2 | 100% | 2 |
| ATLAS GENOMICS | | | 2 | 100% | 2 |
| TRUE HEALTH INC | | | 2 | 100% | 2 |
| ORLANDO MEDICAL CENTER PL | | | 2 | 100% | 2 |
| MEDICAL CITY DALLAS HOSPITAL | | | 2 | 100% | 2 |
| IN AND OUT URGENT CARE | | | 2 | 100% | 2 |
| APOLLO SURGERY CENTER | | | 2 | 100% | 2 |
| LUTHERAN HAVEN ASSISTED LIVING | | 2 | | | 2 |
| ADVICE FOR OPTIMAL WELLNESS, INC | | | 2 | 100% | 2 |
| DELAND WELLNESS CENTER | | | 2 | 100% | 2 |
| DOTHAN WEST FAMILY MEDICINE | | 1 | 1 | 50% | 2 |
| CULLMAN REGIONAL MEDICAL CENTER | | 2 | | | 2 |
| ORANGE COUNTY HEALTH DEPARTMENT | | 1 | 1 | 50% | 2 |
| ADVENTIST HINSDALE HOSPITAL LABORATORY | | | 2 | 100% | 2 |
| CDRX INFUSION | | | 2 | 100% | 2 |
| Alden Des Plaines | | | 2 | 100% | 2 |
| THE VILLAGES HEALTH | | | 2 | 100% | 2 |

COVID-19: testing by laboratory

Data through Dec 10, 2020 verified as of Dec 11, 2020 at 09:25 AM

Data in this report are provisional and subject to change.

The numbers in the table below represent the number of Florida and non-Florida residents for whom test results were received by the Department of Health. A person can be tested by more than one laboratory and can have both positive and negative results. **Therefore, the sum of the numbers in each column will be larger than the total number of people tested.**

| Reporting lab | Inconclusive | Negative | Positive | Percent positive | Total |
|--|--------------|----------|----------|------------------|-------|
| SUNNYSIDE MANOR | | 2 | | | 2 |
| GALEN BAYLOR EXTENSION | | 2 | | | 2 |
| WALGREENS #05477 | | 2 | | | 2 |
| SOUTHEAST GEORGIA HEALTH SYSTEM | | | 2 | 100% | 2 |
| PIEDMONT HOSPITAL LAB | | | 2 | 100% | 2 |
| VALLEY BAPTIST MEDICAL CENTER: BROWNSVILLE | | | 2 | 100% | 2 |
| CVS MINUTE CLINIC DIAGNOSTIC OF KANSAS, PA | | 2 | | | 2 |
| BNC Medical Investors, LLC Berrien Nursing & Rehabilitation Center | | 2 | | | 2 |
| THE CLUB AT BOYNTON BEACH, LLC | | | 2 | 100% | 2 |
| SUNCOAST BLOOD BANK | | | 2 | 100% | 2 |
| PRECISION DIAGNOSTIC INC | | 2 | | | 2 |
| UC CORAL GABLES | | | 2 | 100% | 2 |
| ROSS MEDICAL GROUP | | | 2 | 100% | 2 |
| ADVENT HEALTH MEDICAL GROUP FAMILY MEDICINE | | | 2 | 100% | 2 |
| GULF COAST PEDIATRICS OF SARASOTA PA | | 1 | 1 | 50% | 2 |
| MEDEXPRESS URGENT CARE MONACA | | 2 | | | 2 |
| LAKELAND REGIONAL HEALTH | | 2 | | | 2 |
| MINUTE CLINIC DIAGNOSTIC OF NEW JERSEY | | 2 | | | 2 |
| UK HEALTHCARE | | | 2 | 100% | 2 |
| ARLINGTON DIALYSIS CENTER LLC | | 2 | | | 2 |
| WHITESANDS OUTPATIENT TREATMENT | | 2 | | | 2 |
| LONG ISLAND UNIVERSITY - POST CAMPUS | | 2 | | | 2 |
| NEBRASKA MEDICAL CENTER | | | 2 | 100% | 2 |
| SUMNER REGIONAL MEDICAL CENTER | | 2 | | | 2 |
| ASPIRUS RIVERVIEW HOSPITAL & CLINICS INC | | 1 | 1 | 50% | 2 |
| UW HOSPITAL AND CLINICS | | 1 | 1 | 50% | 2 |
| CLINICAL LABORATORIES OF THE BUFFALO | | 2 | | | 2 |
| REHABILITATION CENTER AT JUPITER GARDENS | | 2 | | | 2 |
| LIFT HEALTH | | 2 | | | 2 |
| ALVARO J DANGOND MD PA | | 2 | | | 2 |
| PINELLAS POINT NURSING AND REHAB | | | 2 | 100% | 2 |
| CORNERSTONE MEDICAL CARE OF BRANDON | | 2 | | | 2 |
| EASTLAKE MEDICAL CENTER | | 2 | | | 2 |
| BAYMEADOWS PRIMARY CARE | | 2 | | | 2 |
| TGH Brandon Healthplex Laboratory | | | 2 | 100% | 2 |
| RELIANT IMMUNE DIAGNOSTICS | | | 2 | 100% | 2 |
| ASHLEY PEDIATRICS | | | 2 | 100% | 2 |
| SURFSIDE URGENT CARE | | | 2 | 100% | 2 |
| TRINITAS REGIONAL MEDICAL CENTER | | 1 | 1 | 50% | 2 |
| PEACE RIVER MEDICAL CENTER | | 2 | | | 2 |
| OELWEIN HEALTH CARE CENTER | | 2 | | | 2 |
| MORRISTOWN MEMORIAL HOSPITAL | | 2 | | | 2 |
| TRUE HEALTH- HOFFNER | | 2 | | | 2 |
| CLEVELAND CLINIC FLORIDA | | | 2 | 100% | 2 |
| CITRUS PARK | | | 2 | 100% | 2 |
| PUTNAM COUNTY EMERGENCY RESCUE SERVICE | | 2 | | | 2 |
| GOLDSTEIN | | | 2 | 100% | 2 |

COVID-19: testing by laboratory

Data through Dec 10, 2020 verified as of Dec 11, 2020 at 09:25 AM

Data in this report are provisional and subject to change.

The numbers in the table below represent the number of Florida and non-Florida residents for whom test results were received by the Department of Health. A person can be tested by more than one laboratory and can have both positive and negative results. **Therefore, the sum of the numbers in each column will be larger than the total number of people tested.**

| Reporting lab | Inconclusive | Negative | Positive | Percent positive | Total |
|--|--------------|----------|----------|------------------|-------|
| BIOHEALTH MEDICAL LAB INC | | | 2 | 100% | 2 |
| MERCY HEALTH LAB | | 1 | 1 | 50% | 2 |
| MAIN STREET MEDICAL CENTER OF CRESTVIEW PA | | | 2 | 100% | 2 |
| MAWD PATHOLOGY GROUP | | | 2 | 100% | 2 |
| THE PATHOLOGY LABORATORY | | 1 | 1 | 50% | 2 |
| CAPITAL HEALTH LABORATORY INC | | | 2 | 100% | 2 |
| DISCOVERY VILLAGE AT THE FORUM | | 2 | | | 2 |
| DOCTOR 4 U CLINIC | | | 2 | 100% | 2 |
| FLORIDA DEPARTMENT OF HEALTH WASHINGTON COUNTY | | 1 | 1 | 50% | 2 |
| TMH PHYSICIAN PARTNERS SOUTHWOOD | | | 2 | 100% | 2 |
| URGENT MED INC | | 1 | 1 | 50% | 2 |
| RIO PINAR HEALTH CARE | | | 2 | 100% | 2 |
| COVANCE | | | 2 | 100% | 2 |
| OHIO DEPARTMENT OF HEALTH LABORATORY | | 2 | | | 2 |
| NAVAL MEDICAL CENTER SAN DIEGO | | | 2 | 100% | 2 |
| SIGNATURE HEALTHCARE OF MIDDLEBURG | | 2 | | | 2 |
| PELICAN LANDING | | 1 | 1 | 50% | 2 |
| MEDICANA NURSING AND REHAB CENTER | | | 2 | 100% | 2 |
| JRS LABORATORY | | | 2 | 100% | 2 |
| MINUTECLINIC DIAGNOSTIC OF TEXAS, LLC #7435 | | 2 | | | 2 |
| FEDERAL CORRECTIONAL INSTITUTION MARIANNA | | | 2 | 100% | 2 |
| INSPIRA MEDICAL CENTER VINELAND LAB | | 2 | | | 2 |
| MINUTECLINIC DIAGNOSTIC OF NORTH CARO | | 2 | | | 2 |
| OHIO HEALTH DOCTORS HOSPITAL | | | 2 | 100% | 2 |
| BOND COMMUNITY HEALTH CENTER | | | 2 | 100% | 2 |
| MIAMI BEACH COMMUNITY HEALTH CENTER INC | | | 2 | 100% | 2 |
| CHESTERFIELD HEALTHCARE GROUP, INC | | 2 | | | 2 |
| ADVENTHEALTH IMAGING PARTIN SETTLEMENT | | | 2 | 100% | 2 |
| DEPT OF HEALTH | | | 2 | 100% | 2 |
| ADVANCED URGENT CARE CENTER OF THE UPPER KEYS | | | 2 | 100% | 2 |
| SUNSHINE PEDIATRICS OF CENTRAL FLORIDA PL | | | 2 | 100% | 2 |
| SHEEPSHEAD BAY URGENT CARE | | 2 | | | 2 |
| WANTAGH URGENT CARE | | 2 | | | 2 |
| ELMHURST MEMORIAL HOSPITAL | | | 2 | 100% | 2 |
| MINUTE CLINIC LLC #5706 | | 1 | 1 | 50% | 2 |
| FLORIDA CLINICAL LABORATORY INC | | | 2 | 100% | 2 |
| NOVA SOUTHEASTERN UNIVERSITY - STUDENT MEDICAL CTR | | | 2 | 100% | 2 |
| JULIE STAATS DO | | 2 | | | 2 |
| MD NOW URGENT CARE CENTER INC. | | | 2 | 100% | 2 |
| JACKSON LABORATORY OF GENOMIC MEDICINE | | 2 | | | 2 |
| NURSING PLUS OF BROWARD LLC | | 1 | 1 | 50% | 2 |
| CUMBERLAND MEDICAL CENTER INC | | 2 | | | 2 |
| MEDEXPRESS URGENT CARE, JOHNSTOWN | | 2 | | | 2 |
| MAILBOX DIAGNOSTICS | | 1 | 1 | 50% | 2 |
| AUSTIN REGIONAL CLINIC MICROBIOLOGY LAB | | | 2 | 100% | 2 |
| STEWART MELBOURNE HOSPITAL, INC | | | 2 | 100% | 2 |
| University Center East | | | 2 | 100% | 2 |

COVID-19: testing by laboratory

Data through Dec 10, 2020 verified as of Dec 11, 2020 at 09:25 AM

Data in this report are provisional and subject to change.

The numbers in the table below represent the number of Florida and non-Florida residents for whom test results were received by the Department of Health. A person can be tested by more than one laboratory and can have both positive and negative results. **Therefore, the sum of the numbers in each column will be larger than the total number of people tested.**

| Reporting lab | Inconclusive | Negative | Positive | Percent positive | Total |
|--|--------------|----------|----------|------------------|-------|
| FL DEPT OF HEALTH MARION COUNTY MOBILE HEALTH UNIT | | | 2 | 100% | 2 |
| UT PATH | | | 2 | 100% | 2 |
| MOBIL LAB FOR ALL INC | | 2 | | | 2 |
| BROOKDALE ORANGE PARK | | 2 | | | 2 |
| ST JOSEPH'S HOSPITAL LABORATORY | | | 2 | 100% | 2 |
| MEDEXPRESS URGENT CARE PLEASANT HILLS | | 2 | | | 2 |
| Lakeside Oaks Care Center | | | 2 | 100% | 2 |
| MEDEXPRESS URGENT CARE HUNTINGTON | | 2 | | | 2 |
| MINUTECLINIC DIAGNOSTIC OF VIRGINIA, LLC #1656 | | 2 | | | 2 |
| CELEBRATION PEDIATRICS | | | 2 | 100% | 2 |
| MEDEXPRESS URGENT CARE - PANTOPS | | 2 | | | 2 |
| MEDEXPRESS URGENT CARE - STATE COLLEGE | | 2 | | | 2 |
| POMERENE HOSPITAL | | | 2 | 100% | 2 |
| VAULT HEALTH | | | 2 | 100% | 2 |
| NEW YORK STATE DEPARTMENT OF HEALTH | | 1 | 1 | 50% | 2 |
| Alden Terrace of McHenry | | | 2 | 100% | 2 |
| CAREHERE LCS- EUSTIS | | | 2 | 100% | 2 |
| DELCARE PA | | | 2 | 100% | 2 |
| PREMIER MEDICAL LABORATORY | | | 2 | 100% | 2 |
| MEDEXPRESS URGENT CARE LAVALE | | 2 | | | 2 |
| CARENOW-LEBANON | | 1 | 1 | 50% | 2 |
| SHANDS AT LAKE SHORE LAB | | | 2 | 100% | 2 |
| SOUTHERN TENNESSEE MEDICAL CENTER | | | 2 | 100% | 2 |
| Greystone Nursing and Rehab, LLC | | | 2 | 100% | 2 |
| ADVENTHEALTH MEDICAL GROUP FAMILY & INTERNAL | | 1 | 1 | 50% | 2 |
| SUNSHINE URGENT CARE LLC | | | 2 | 100% | 2 |
| CHEROKEE COUNTY HEALTH AND REHAB CENTER | | 2 | | | 2 |
| WISE HEALTH SYSTEM | | 1 | 1 | 50% | 2 |
| ACCESS MEDICAL GROUP OF FLORIDA CITY | | | 2 | 100% | 2 |
| CHAPPEL GROUP RESEARCH, THE | | 2 | | | 2 |
| BROOKDALE SENIOR LIVING | | | 2 | 100% | 2 |
| FLORIDA MEDICAL CLINIC RADIOLOGY DALE MABRY | | 2 | | | 2 |
| VIGILINT HEALTHCARE | | 1 | 1 | 50% | 2 |
| DOCTORS HOSPITAL RENAISSANCE | | | 2 | 100% | 2 |
| MEDEXPRESS-HOUSTON EAST FWY | | 1 | 1 | 50% | 2 |
| WHOLE CHILD PEDIATRICS | | | 2 | 100% | 2 |
| CALIFORNIA DEPARTMENT OF PUBLIC HEALTH | | | 2 | 100% | 2 |
| PLASMA MED RESEARCH DBA | | 2 | | | 2 |
| MEDEXPRESS URGENT CARE MARTINSBURG | | 1 | 1 | 50% | 2 |
| UNIVERSITY OF MARYLAND MEDICAL CENTER | | | 2 | 100% | 2 |
| ROAN DRUG COMPANY LLC | | 2 | | | 2 |
| ARKANSAS DEPARTMENT OF HEALTH | | | 2 | 100% | 2 |
| SOUTHSIDE FAMILY MEDICAL | | 2 | | | 2 |
| MINUTE CLINIC DIAGNOSTIC OF PENNSYLVANIA | | 2 | | | 2 |
| PRINCETON BMC LABORATORY | | 2 | | | 2 |
| HCR MANOR CARE SERVICES OF FLORIDA III INC | | 2 | | | 2 |
| UNIVERSITY OF KANSAS MEDICAL CENTER | | | 2 | 100% | 2 |

COVID-19: testing by laboratory

Data through Dec 10, 2020 verified as of Dec 11, 2020 at 09:25 AM

Data in this report are provisional and subject to change.

The numbers in the table below represent the number of Florida and non-Florida residents for whom test results were received by the Department of Health. A person can be tested by more than one laboratory and can have both positive and negative results. **Therefore, the sum of the numbers in each column will be larger than the total number of people tested.**

| Reporting lab | Inconclusive | Negative | Positive | Percent positive | Total |
|--|--------------|----------|----------|------------------|-------|
| SPECIALTY LABORATORIES | | | 2 | 100% | 2 |
| LOUISIANA DEPT. OF HEALTH AND HOSPITALS-INFECTIOUS DISEASE EPI SECTION | | | 2 | 100% | 2 |
| PINECREST PEDIATRICS GROUP LLC | | | 2 | 100% | 2 |
| ALOHA HOME CARE LLC DBA ACCENTCARE HOME HEALTH OF | | 2 | | | 2 |
| CERTIVIA LABORATORIES | | | 2 | 100% | 2 |
| MORGAN STANLEY HEALTH CENTER | | 2 | | | 2 |
| CARE 365 | | | 2 | 100% | 2 |
| RIVER CITY MEDICAL ASSOCIATES INC | | | 2 | 100% | 2 |
| CROSS CITY REHABILITATION AND HEALTH CARE CENTER | | 2 | | | 2 |
| AMERICAN SCIENTIFIC LABORATORIES LLC | | | 2 | 100% | 2 |
| BAY REGIONAL URGENT CARE | | 1 | 1 | 50% | 2 |
| MEDEXPRESS URGENT CARE-HERSHEY | | 2 | | | 2 |
| 49D2045214PHYSICIAN OFFICE-WAIVER-MEDEXPRESS URGENT CARE - HARRISONBU | | 2 | | | 2 |
| ST. JOSEPH REGIONAL MEDICAL CENTER | | | 2 | 100% | 2 |
| UTMB PATHOLOGY CLINICAL SERVICES LABORATORY | | | 2 | 100% | 2 |
| INSPIRIT SENIOR LIVING | | | 2 | 100% | 2 |
| TALLAHASSEE MEMORIAL HEALTHCARE FAMILY MED RESIDENCY | | | 2 | 100% | 2 |
| Gulf Shore Care Center | | | 2 | 100% | 2 |
| ADVANCED RESEARCH FOR HEALTH IMPROVEMENT | | 1 | 1 | 50% | 2 |
| NEMOURS CHILDREN'S URGENT CARE | | | 2 | 100% | 2 |
| BMC/JACSONVILLE | | 1 | 1 | 50% | 2 |
| POINT OF CARE PRIVATE HEALTH MANAGEMENT | | | 2 | 100% | 2 |
| SPRING HILL REGIONAL HOSPITAL | | | 2 | 100% | 2 |
| SOUTH DAKOTA DEPARTMENT OF HEALTH | | 2 | | | 2 |
| SPARROW CENTRAL LAB | | | 2 | 100% | 2 |
| LODGE HEALTH AND REHABILITATION CENTER, THE | | 2 | | | 2 |
| STUDENT HEALTH SERVICES | | | 2 | 100% | 2 |
| UNIVERSTIY OF ILLINOIS HOSPITAL | | | 2 | 100% | 2 |
| MEMORIAL SLOAN KETTERING CANCER CENTER | | 1 | 1 | 50% | 2 |
| ASCENSION ST MICHAEL'S HOSPITAL LAB | | 1 | 1 | 50% | 2 |
| INTEGRITY CLINICAL RESEARCH CENTER INC | | 1 | 1 | 50% | 2 |
| ADVENTHEALTH EXPRESS CARE AT WALGREENS | | | 2 | 100% | 2 |
| BETHESDA HEALTH URGENT CARE | | | 2 | 100% | 2 |
| COMMONWEALTH OF MASSACHUSETTS | | | 2 | 100% | 2 |
| BAYSTATE MEDICAL CENTER | | 1 | 1 | 50% | 2 |
| SWEETWATER NURSING CENTER | | 2 | | | 2 |
| MINUTE-CLINIC DIAGNOSTIC OF VIRGINIA, LLC #794 | | 2 | | | 2 |
| APC PEDIATRICS | | | 2 | 100% | 2 |
| HOSPICE OF THE EMERALD COAST INC - PANAMA CITY | | 2 | | | 2 |
| LOWELL GENERAL HOSPITAL | | | 2 | 100% | 2 |
| SCDHEC BUREAU OF LABORATORIES | | | 2 | 100% | 2 |
| SCIENTIA DIAGNOSTICS | | | 2 | 100% | 2 |
| TERRACE AT HOBE SOUND, THE | | 1 | 1 | 50% | 2 |
| SOUTH FLORIDA FAMILY HEALTH & RESEARCH CTR | | | 2 | 100% | 2 |
| IMA MEDICAL CENTER | | 2 | | | 2 |
| GINKGO-IXLAYER | | 2 | | | 2 |
| FIRST CHOICE MEDICAL PC | | | 2 | 100% | 2 |

COVID-19: testing by laboratory

Data through Dec 10, 2020 verified as of Dec 11, 2020 at 09:25 AM

Data in this report are provisional and subject to change.

The numbers in the table below represent the number of Florida and non-Florida residents for whom test results were received by the Department of Health. A person can be tested by more than one laboratory and can have both positive and negative results. **Therefore, the sum of the numbers in each column will be larger than the total number of people tested.**

| Reporting lab | Inconclusive | Negative | Positive | Percent positive | Total |
|---|--------------|----------|----------|------------------|-------|
| COASTAL MEDICAL LAB | | | 2 | 100% | 2 |
| Church Creek SNF | | | 2 | 100% | 2 |
| FLAGLER PROFESSIONAL HEALTH CAE SERVICES INC | | 2 | | | 2 |
| OHIO DEPARTMENT OF HEALTH | | | 2 | 100% | 2 |
| JUPITER INTERNAL MEDICINE AND ASSOCIATES | | | 2 | 100% | 2 |
| PALM BAY COMMUNITY OUTPATIENT CLINIC | | 2 | | | 2 |
| VIRGINIA DEPT OF HEALTH OFFICE OF EPIDEMIOLOGY | | | 2 | 100% | 2 |
| AGILE URGENT CARE | | | 2 | 100% | 2 |
| PALOS COMMUNITY HOSPITAL LABORATORY | | | 2 | 100% | 2 |
| Warren Center for Rehabilitation and Nursing | | 2 | | | 2 |
| TELEVISIT PALM BAY FAMILY PRACTICE | | | 2 | 100% | 2 |
| KINGS BAY PEDIATRICS LLC | | | 2 | 100% | 2 |
| MEASE COUNTRYSIDE HOSPITAL CARDIAC REH | | | 2 | 100% | 2 |
| SINAI PLAZA NURSING AND REHAB CENTER | | | 2 | 100% | 2 |
| NAVAL BRANCH MEDICAL CLINIC | | | 2 | 100% | 2 |
| Lakeview Village | | 2 | | | 2 |
| MEDSTAR HARBOR HOSPITAL | | | 2 | 100% | 2 |
| MEDICAL CENTER AT OCEAN REEF,THE | | 2 | | | 2 |
| RAPID URGENT CARE - ALBANY | | | 2 | 100% | 2 |
| DEPARTMENT OF HEALTH AND HUMAN SERVICES DIVISION OF BEHAVIORAL HEALTH | | 1 | 1 | 50% | 2 |
| STEUBEN COUNTY PUBLIC HEALTH | | 2 | | | 2 |
| CARESPOT EXPRESS HEALTHCARE | | | 2 | 100% | 2 |
| LATCHER LABORATORY OF A O FOX MEMORIAL | | 2 | | | 2 |
| SARASOTA MEMORIAL MEDICAL URGENT CARE CENTER | | | 2 | 100% | 2 |
| ADVANCED PEDIATRICS | | | 2 | 100% | 2 |
| ROANE MEDICAL CENTER | | 1 | 1 | 50% | 2 |
| OUR LADY OF THE LAKE REGIONAL MEDICAL CENTER | | | 2 | 100% | 2 |
| ADVANCED MEDICAL CARE | | | 2 | 100% | 2 |
| BHA CENTRAL COUNTY CLINIC | | | 2 | 100% | 2 |
| Metro West Nursing and Rehab | | | 2 | 100% | 2 |
| CVS MINUTE CLINIC DIAG OF IND LLC #5206 | | 1 | 1 | 50% | 2 |
| MEDEXPRESS URGENT CARE - RICHMOND, NINE MILE RD | | 2 | | | 2 |
| ASCENSION ST VINCENT'S RIVERSIDE | | | 2 | 100% | 2 |
| HOME ACCESS HEALTH | | | 2 | 100% | 2 |
| CLEAR LAKE REGIONAL MEDICAL CENTER | | | 2 | 100% | 2 |
| DALLAS MEDICAL CENTER | | | 2 | 100% | 2 |
| NOT GIVEN | | 1 | 1 | 50% | 2 |
| PALM CITY NURSING AND REHAB CENTER | | | 2 | 100% | 2 |
| CONSULATE HEALTH CARE | | 1 | 1 | 50% | 2 |
| AFFORDABLE PRIMARY CARE LLC | | 2 | | | 2 |
| NAVAL MEDICAL CENTER | | | 2 | 100% | 2 |
| Magnolia Health and Rehab Center | | | 2 | 100% | 2 |
| MEDEXPRESS URGENT CARE - TULSA, S YALE AVE | | 2 | | | 2 |
| RAINY LAKE MEDICAL CENTER | | | 2 | 100% | 2 |
| BENTON PEDIATRICS | | 2 | | | 2 |
| ST LUKES HOSPITAL | | | 2 | 100% | 2 |
| THE LITTLE CLINIC | | | 2 | 100% | 2 |

COVID-19: testing by laboratory

Data through Dec 10, 2020 verified as of Dec 11, 2020 at 09:25 AM

Data in this report are provisional and subject to change.

The numbers in the table below represent the number of Florida and non-Florida residents for whom test results were received by the Department of Health. A person can be tested by more than one laboratory and can have both positive and negative results. **Therefore, the sum of the numbers in each column will be larger than the total number of people tested.**

| Reporting lab | Inconclusive | Negative | Positive | Percent positive | Total |
|--|--------------|----------|----------|------------------|-------|
| VANAYER HEALTHCARE AND REHAB CENTER | | 2 | | | 2 |
| COOK HOSPITAL AND CARE CENTER | | 1 | 1 | 50% | 2 |
| ALVERNO CLINICAL LABORATORIES | | | 2 | 100% | 2 |
| ADVANCED URGENT CARE LLC | | | 2 | 100% | 2 |
| POMONA VALLEY COMMUNITY HOSPITAL | | | 2 | 100% | 2 |
| NCH NORTH NAPLES HOSPITAL | | | 2 | 100% | 2 |
| REMISE OCCUPATIONAL HEALTH SOLUTIONS INC | | | 2 | 100% | 2 |
| RUSSELL MEDICAL CENTER | | 2 | | | 2 |
| MEDICINE SHOPPE #1306 THE | | 1 | 1 | 50% | 2 |
| PREMIER LABORATORY SERVICES, LLC | | | 2 | 100% | 2 |
| GEISINGER MEDICAL CENTER | | 2 | | | 2 |
| MINUTECLINIC DIAGNOSTIC OF OHIO #6192 | | 2 | | | 2 |
| URGENT CARE & FAMILY PRACTICE CENTER | | | 2 | 100% | 2 |
| MEMORIAL HERMANN CONSOLIDATED LABORATORY SERVICES | | | 2 | 100% | 2 |
| SMOKY MOUNTAIN URGENT CARE AND FAMILY MEDICINE CENTER | | | 2 | 100% | 2 |
| LILY PHARMACY | | 2 | | | 2 |
| Cleveland Clinic Weston | | | 2 | 100% | 2 |
| ORLANDO ORTHOPAEDIC OUTPATIENT SURGERY CENTER | | | 2 | 100% | 2 |
| GENETIC ASSAYS INC | | | 2 | 100% | 2 |
| MARCO ISLAND HOSPITAL INC D/B/A | | 1 | 1 | 50% | 2 |
| EAST NAPLES PEDIATRICS | | | 2 | 100% | 2 |
| PEACEHEALTH CENTRAL | | 2 | | | 2 |
| CEDARS-SINAI MEDICAL CENTER | | | 2 | 100% | 2 |
| Avanti Wellness and Rehab | | | 2 | 100% | 2 |
| UNIVERSITY OF WASHINGTON MEDICAL CENTER (UWMC) EMERGENCY DEPT. | | | 2 | 100% | 2 |
| KENTUCKY CABINET FOR HEALTH AND FAMILY SERVICES | | | 2 | 100% | 2 |
| PTC LABORATORIES | | | 2 | 100% | 2 |
| RIVERWOOD CENTER,THE | | | 2 | 100% | 2 |
| ADVENTHEALTH EAST ORLANDO EMPLOYEE CLINIC | | 2 | | | 2 |
| Okeechobee Health Care Facility | | 2 | | | 2 |
| BRANDYWYNE HEALTH CARE CENTER | | | 2 | 100% | 2 |
| CRESTVIEW IMMEDIATE CARE LL | | | 2 | 100% | 2 |
| MAGNOLIA ADULT, LLC | | | 2 | 100% | 2 |
| TIEHH BIOTERRORISM RESPONSE LAB | | | 2 | 100% | 2 |
| Fort Gaines Health and Rehab | | 2 | | | 2 |
| SYLVAN NURSING | | | 2 | 100% | 2 |
| ALAN A SMITH MD LLC | | 2 | | | 2 |
| MADISON HOSPITAL LABORATORY | | | 2 | 100% | 2 |
| PEPIN ACADEMIES-PASCO | | 2 | | | 2 |
| COMMONS AT ORLANDO LUTHERAN TOWERS SNF | | | 2 | 100% | 2 |
| JUPITER MEDICAL CENTER URGENT CENTER | | | 2 | 100% | 2 |
| INTERNAL MEDICINE ASSOCIATES-DUNELLON | | | 2 | 100% | 2 |
| TRUE HEALTH | | | 2 | 100% | 2 |
| CONEMAUGH MEMORIAL MEDICAL CENTER | | 2 | | | 2 |
| NEW GEN LABS | | | 2 | 100% | 2 |
| MD NOW MEDICAL CENTER INC | | | 2 | 100% | 2 |
| MEDEXPRESS URGENT CARE - BLUEFIELD | | 1 | 1 | 50% | 2 |

COVID-19: testing by laboratory

Data through Dec 10, 2020 verified as of Dec 11, 2020 at 09:25 AM

Data in this report are provisional and subject to change.

The numbers in the table below represent the number of Florida and non-Florida residents for whom test results were received by the Department of Health. A person can be tested by more than one laboratory and can have both positive and negative results. **Therefore, the sum of the numbers in each column will be larger than the total number of people tested.**

| Reporting lab | Inconclusive | Negative | Positive | Percent positive | Total |
|---|--------------|----------|----------|------------------|-------|
| MAGNOLIA PEDIATRICS GROUP LLC | | | 2 | 100% | 2 |
| SACRED HEART HEALTH SYSTEM, INC | | | 2 | 100% | 2 |
| MINUTECLINIC DIAGNOSTIC OF NEW JERSEY | | 2 | | | 2 |
| PROPATH | | | 2 | 100% | 2 |
| FLORIDA HOSPITAL LABORATORIES | | 2 | | | 2 |
| MEDEXPRESS URGENT CARE - WEST ST PAUL, ROBERT ST S | | 2 | | | 2 |
| DMC UNIVERSITY LABORATORIES | | 1 | 1 | 50% | 2 |
| PANIRA HEALTHCARE CLINIC | | | 2 | 100% | 2 |
| HANOVER ENDOSCOPY CENTER | | 2 | | | 2 |
| MEDFIRST URGENT CARE | | | 2 | 100% | 2 |
| CLINICA HISPANIA | | | 2 | 100% | 2 |
| ALL PEDIATRIC CARE PA | | | 2 | 100% | 2 |
| Good Samaritan Society-Blackduck | | 1 | 1 | 50% | 2 |
| FLORIDA HEALTHCARE OF ORLANDO | | | 2 | 100% | 2 |
| PRESBYTERIAN HOME | | 2 | | | 2 |
| NLC LABS | | | 2 | 100% | 2 |
| MONTEFIORE MEDICAL CENTER LABS MONTEFIORE | | 1 | 1 | 50% | 2 |
| TMH PHYSICIAN PARTNERS BLOUNTSTOWN | | | 2 | 100% | 2 |
| ACL LABORATORIES INDUSTRIAL TOXICOLOGY | | | 2 | 100% | 2 |
| SCIENTIFIC LABORATORY COMPANY | | 2 | | | 2 |
| AMERICAN MEDICAL LABORATORIES | | | 2 | 100% | 2 |
| 87TH MEDICAL GROUP – MCGUIRE AMBULATORY CARE FACILITY | | 2 | | | 2 |
| MEDEXPRESS URGENT CARE - SWANSEA, N ILLINOIS ST | | 2 | | | 2 |
| ADVENTHEALTH SEBRING- INFECTION CONTROL DEPARTMENT | | | 2 | 100% | 2 |
| ALLIANCE PEDIATRICS PA | | | 2 | 100% | 2 |
| WOMENS CARE FLORIDA LLC-LABORATORY | | 2 | | | 2 |
| UNIVERSITY OF MISSOURI HEALTH CARE | | | 2 | 100% | 2 |
| SANFORD REGIONAL HOSPITAL WORTHINGTON | | 2 | | | 2 |
| FIRST CARE - MIDDLESBORO | | | 2 | 100% | 2 |
| GULF COAST REGIONAL MEDICAL CARE | | 2 | | | 2 |
| LAB CORP OF AMER SAN DIEGO | | | 2 | 100% | 2 |
| Lake Charles Healthcare LLC dba Landmark Lake Charles | | | 2 | 100% | 2 |
| SKIPPACK MEDICAL LAB | | | 2 | 100% | 2 |
| Workmens Circle Multicare Center | | 2 | | | 2 |
| PINARD HOME HEALTH SERVICES INC | | | 2 | 100% | 2 |
| BAYLOR COLLEGE OF MEDICINE | | | 2 | 100% | 2 |
| ADVOCATE SHERMAN HOSPITAL | | | 2 | 100% | 2 |
| ST. MARY'S MEDICAL CENTER EVANSVILLE, INC | | | 2 | 100% | 2 |
| Parkridge Specialty Care | | 2 | | | 2 |
| FLORIDA MEDICAL CLINIC -INTERNAL MED DADE CITY | | | 2 | 100% | 2 |
| PALM MEDICAL CENTER - PLANT CITY | | 2 | | | 2 |
| ST. CLOUD PHARMACY AND WELLNESS CENTER | | 2 | | | 2 |
| WELLIGENT | | | 2 | 100% | 2 |
| ONE MEDICAL GROUP | | 1 | 1 | 50% | 2 |
| FLORIDA MEDICAL CENTER OF CLEARWATER | | 2 | | | 2 |
| MINUTECLINIC DIAGNOSTIC OF PA LLC | | 2 | | | 2 |
| TRICORE REFERENCE LABORATORY | | 1 | 1 | 50% | 2 |

COVID-19: testing by laboratory

Data through Dec 10, 2020 verified as of Dec 11, 2020 at 09:25 AM

Data in this report are provisional and subject to change.

The numbers in the table below represent the number of Florida and non-Florida residents for whom test results were received by the Department of Health. A person can be tested by more than one laboratory and can have both positive and negative results. **Therefore, the sum of the numbers in each column will be larger than the total number of people tested.**

| Reporting lab | Inconclusive | Negative | Positive | Percent positive | Total |
|---|--------------|----------|----------|------------------|-------|
| VERILY LAB | | 2 | | | 2 |
| HAWAII DEPARTMENT OF HEALTH | | | 2 | 100% | 2 |
| FLORIDA MEDICAL CLINIC CARDIOLOGY-ZH | | | 2 | 100% | 2 |
| SPRINGS MEDICAL LAB | | 1 | 1 | 50% | 2 |
| LAKE MARY - STIRLING CENTER SUITE 202 | | | 2 | 100% | 2 |
| PUBLIC HEALTH LABORATORY | 1 | | 1 | 50% | 2 |
| Robert Cranfield | | | 2 | 100% | 2 |
| MC DIAGNOSTIC OF CONNECTICUT PC #459 | | 2 | | | 2 |
| DELAWARE DIAGNOSTICS LABS | | | 2 | 100% | 2 |
| SUPERIOR RESIDENCES OF CLERMONT | | 2 | | | 2 |
| COASTAL LABORATORIES OF FLORIDA | | | 2 | 100% | 2 |
| SUNBRIDGE CARE & REHAB FOR DECATUR | | 2 | | | 2 |
| PARADIGM LABORATORIES | | | 2 | 100% | 2 |
| MEDICAL CENTER LABORATORY | | | 2 | 100% | 2 |
| COLLIER BLVD HMA PHYSICIAN MANAGEMENT,, LLC | | | 2 | 100% | 2 |
| NATIONWIDE LABORATORY SERVICES | | 1 | 1 | 50% | 2 |
| VILLA HEALTH NH LLC | | | 2 | 100% | 2 |
| CVS MINUTE CLINIC DIAGNOSTIC OF VIRGINIA | | 2 | | | 2 |
| INA | | 1 | 1 | 50% | 2 |
| PREMIER FAMILY HEALTH PA | | | 2 | 100% | 2 |
| MOBILE COUNTY HEALTH DEPARTMENT | | 1 | 1 | 50% | 2 |
| MEDEXPRESS URGENT CARE - PRINCETON | | 2 | | | 2 |
| Broadview Multi-Care Center | | 2 | | | 2 |
| ADVENT HEALTH - CENTRAL PASCO ER | | | 2 | 100% | 2 |
| IN & OUT URGENT CARE METAIRIE | | | 2 | 100% | 2 |
| CPL LABS | | | 2 | 100% | 2 |
| ADVICE FOR OPTIMAL WELLNESS | | | 2 | 100% | 2 |
| MEDEXPRESS URGENT CARE - MARKHAM STREE | | 2 | | | 2 |
| MID - FLORIDA PATHOLOGY LLC | | 1 | 1 | 50% | 2 |
| LACORP | | 1 | 1 | 50% | 2 |
| GUARDANT HEALTH | | 2 | | | 2 |
| PruittHealth Lakehaven | | 2 | | | 2 |
| DYNAMIC HEALTH CENTERS INC | | | 2 | 100% | 2 |
| OURMED | | 2 | | | 2 |
| GULF COAST IMMEDIATE CARE CENTER | | 1 | 1 | 50% | 2 |
| FHPG FAMILY MEDICAL CENTER OF TAMPA BAY | | 1 | 1 | 50% | 2 |
| WALGREENS #13605 | | 2 | | | 2 |
| VENICE GREEN VILLAGE | | 2 | | | 2 |
| ROPER HOSPITAL | | | 2 | 100% | 2 |
| BAPTIST HEALTHCARE - LAKEVIEW CENTER INC | | 2 | | | 2 |
| MAIN STREET MEDICAL CENTERS | | 2 | | | 2 |
| DEKALB MEDICAL CENTER LABORATORY | | | 2 | 100% | 2 |
| BAYSHORE MEDICAL CENTER | | | 2 | 100% | 2 |
| BFT LAB | | | 2 | 100% | 2 |
| GRAND VILLA OF MELBOURNE | | | 2 | 100% | 2 |
| AFC PHYSICIANS OF FLORIDA, PA | | | 2 | 100% | 2 |
| MINUTECLINIC, LLC #05814 | | 2 | | | 2 |

COVID-19: testing by laboratory

Data through Dec 10, 2020 verified as of Dec 11, 2020 at 09:25 AM

Data in this report are provisional and subject to change.

The numbers in the table below represent the number of Florida and non-Florida residents for whom test results were received by the Department of Health. A person can be tested by more than one laboratory and can have both positive and negative results. **Therefore, the sum of the numbers in each column will be larger than the total number of people tested.**

| Reporting lab | Inconclusive | Negative | Positive | Percent positive | Total |
|---|--------------|----------|----------|------------------|-------|
| BAY COUNTY HEALTH DEPARTMENT | | 2 | | | 2 |
| INTEGRATED REGIONAL LABS | | | 2 | 100% | 2 |
| PENSACOLA PEDIATRICS MILTON | | | 2 | 100% | 2 |
| LIFE CARE CENTER OF PALM BAY☐ | | 2 | | | 2 |
| MEDEXPRESS URGENT CARE - CLARKSBURG | | 2 | | | 2 |
| SACRED HEART HOSPITAL ON THE EMERALD | | | 2 | 100% | 2 |
| OCALA REGIONAL KIDNEY CENTER-WEST | | | 2 | 100% | 2 |
| PM PEDIATRICS OF BAYSIDE, PLLC - MANHASSET | | 2 | | | 2 |
| MID-FLORIDA HEMATOLOGY AND ONCOLOGY CENTERS | | 2 | | | 2 |
| UT AUSTIN UNIVERSITY HEALTH SERVICES | | | 2 | 100% | 2 |
| CORAL REEF NURSING & REHABILITATION CENTER | | 2 | | | 2 |
| CLEVELAND CLINIC IMAGING | | | 2 | 100% | 2 |
| FELICIDAD MEDICAL CENTER INC | | | 2 | 100% | 2 |
| SPECTRUM HEALTH | | | 2 | 100% | 2 |
| REGIONS HOSPITAL LABORATORY | | | 2 | 100% | 2 |
| HOUSTON HEALTH DEPARTMENT - BUREAU OF LABORATORY SERVICES | | | 2 | 100% | 2 |
| Great Lakes Health Center | | | 2 | 100% | 2 |
| BETHPAGE EXTENDED HOURS CENTER | | 2 | | | 2 |
| OPTIMAL CARE PEDIATRICS | | | 2 | 100% | 2 |
| BRITO MEDICAL CENTER | | | 2 | 100% | 2 |
| PHYSICIANS MEDICAL CENTER | | 2 | | | 2 |
| THE HOSPITAL OF PROVIDENCE EMERGENCY ROOM | | | 2 | 100% | 2 |
| DRR JMC URGENT CARE DONALD ROSS | | | 2 | 100% | 2 |
| SPECTRA LABS | | 1 | 1 | 50% | 2 |
| FLORIDA COMMUNITY HEALTH CENTERS, INC. | | | 2 | 100% | 2 |
| CELEBRATION PEDIATRICS PA | | | 2 | 100% | 2 |
| FLORIDA PRIMARY & SPECIALTY CARE | | 2 | | | 2 |
| INNOVATIVE COVID-DIVERSEY | | | 2 | 100% | 2 |
| JOHNSON CITY MEDICAL CENTER | | 1 | 1 | 50% | 2 |
| UNITED MEMORIAL MEDICAL CENTER | | | 2 | 100% | 2 |
| STEWART ST ELIZABETH MEDICAL CENTER | | | 2 | 100% | 2 |
| FLORIDA HOSPITAL PHYSICIAN GROUP | | 1 | 1 | 50% | 2 |
| PEDIATRICS IN BREVARD-COCOA BEACH | | 2 | | | 2 |
| PLEASANTVILLE OF SEBASTIAN LLC☐ | | | 2 | 100% | 2 |
| PEDIATRIC HEALTH CARE | | 1 | 1 | 50% | 2 |
| PHYSICIANS LABORATORY SERVICES | | | 2 | 100% | 2 |
| KINGS COUNTY HOSPITAL CENTER | | | 2 | 100% | 2 |
| HEART OF FLORIDA HEALTH CENTER INC | | | 2 | 100% | 2 |
| ST VINCENTS AMBULATORY CARE INC DBA | | | 2 | 100% | 2 |
| COL CROSSROAD | | 1 | 1 | 50% | 2 |
| WEST COAST PEDIATRICS | | | 2 | 100% | 2 |
| PALMETTO FAMILY HEALTH CENTER | | | 2 | 100% | 2 |
| MEMORIAL HERMANN | | | 2 | 100% | 2 |
| IMIC INC RESEARCH | | | 2 | 100% | 2 |
| NORTHWELL HEALTH | | | 2 | 100% | 2 |
| AVANTE AT OCALA INC | | | 2 | 100% | 2 |
| COVID PROCESSING SITE | | | 2 | 100% | 2 |

COVID-19: testing by laboratory

Data through Dec 10, 2020 verified as of Dec 11, 2020 at 09:25 AM

Data in this report are provisional and subject to change.

The numbers in the table below represent the number of Florida and non-Florida residents for whom test results were received by the Department of Health. A person can be tested by more than one laboratory and can have both positive and negative results. **Therefore, the sum of the numbers in each column will be larger than the total number of people tested.**

| Reporting lab | Inconclusive | Negative | Positive | Percent positive | Total |
|--|--------------|----------|----------|------------------|-------|
| GOLDMAN SACHS HEALTH CENTER | | 2 | | | 2 |
| BERGEN COUNTY SURGICAL AND ENDOSCOPY CENTER | | 2 | | | 2 |
| UNIVERSITY HOSPITAL OF BROOKLYN | | 2 | | | 2 |
| MINUTE CLINIC | | | 2 | 100% | 2 |
| SHORE MEDICAL CENTER | | 2 | | | 2 |
| QUEST DIAGNOSTICS CLINICAL LABORATORIES INC | | 1 | | | 1 |
| HOWELL BRANCH COURT | | | 1 | 100% | 1 |
| CLINCLOUD, LLC | | | 1 | 100% | 1 |
| Miller Health Care Center | | | 1 | 100% | 1 |
| CLINICAL LABORATORY | | 1 | | | 1 |
| EXCEL URGENT CARE OF NJ | | | 1 | 100% | 1 |
| NATION'S BEST CARE HOME HEALTH | | | 1 | 100% | 1 |
| BREVARD FAMILY WALK IN CLINIC | | | 1 | 100% | 1 |
| ST VINCENT'S AMBULATORY CARE INC | | | 1 | 100% | 1 |
| ARIZONA STATE LABORATORY | | | 1 | 100% | 1 |
| HERNANDO COUNTY HEALTH DEPT | | | 1 | 100% | 1 |
| COOPER CLINIC | | | 1 | 100% | 1 |
| BEAUMONT HOSPITAL | | | 1 | 100% | 1 |
| TRAVIS LEE THOMPSON MD | | | 1 | 100% | 1 |
| MINUTECLINIC LLC #5157 | | | 1 | 100% | 1 |
| NEW ERA COMMUNITY HEALTH CENTER LLC | | 1 | | | 1 |
| BOLLES SCHOOL, THE | | | 1 | 100% | 1 |
| VETERANS AFFAIRS MEDICAL CENTER - GREATER LOS ANGELES | | | 1 | 100% | 1 |
| HARDIN MEMORIAL HOSPITAL - HEARTLAND PATHOLOGY CONSULTANTS | | | 1 | 100% | 1 |
| LITTLE FALLS HOSPITAL LABORATORY | | 1 | | | 1 |
| MEMORIALCARE LONG BEACH MEDICAL CENTER | | | 1 | 100% | 1 |
| SUN CLINICAL LABORATORIES | | | 1 | 100% | 1 |
| MD NOW URGENT CARE MEDICAL CENTERS INC | | | 1 | 100% | 1 |
| FLORIDA DEPARTMENT OF HEALTH IN LEE COUNTY | | | 1 | 100% | 1 |
| SYNERGENE LABORATORY | | | 1 | 100% | 1 |
| FLORIDA HEART AND VASCULAR MULTISPECIALTY GROUP PA | | | 1 | 100% | 1 |
| JACKSON MADISON CO. GEN. HOSPITAL | | | 1 | 100% | 1 |
| Metairie Healthcare Center | | | 1 | 100% | 1 |
| DUKE HEALTH REGIONAL HOSPITAL | | | 1 | 100% | 1 |
| MID FLORIDA BIOLOGICALS | | | 1 | 100% | 1 |
| BASCOM PALMER-MICRO LAB | | | 1 | 100% | 1 |
| BROOKSHIRE, THE | | | 1 | 100% | 1 |
| Greystone Health Care Center | | 1 | | | 1 |
| 441 URGENT CARE CENTER - BROWNWOOD | | | 1 | 100% | 1 |
| TWIN | | | 1 | 100% | 1 |
| WEST COAST CLINICAL LABS INC | | | 1 | 100% | 1 |
| CANDLER HOSPITAL | | | 1 | 100% | 1 |
| Heartland of Perrysburg | | 1 | | | 1 |
| AUGUSTA HEALTH CLINICAL LABORATORY | | | 1 | 100% | 1 |
| CALIFORNIA PUBLIC HEALTH LABORATORY | | | 1 | 100% | 1 |
| HOUSTON DEPARTMENT OF HEALTH AND HUMAN SERVICES | | | 1 | 100% | 1 |
| WESTWOOD NURSING & REHAB | | 1 | | | 1 |

COVID-19: testing by laboratory

Data through Dec 10, 2020 verified as of Dec 11, 2020 at 09:25 AM

Data in this report are provisional and subject to change.

The numbers in the table below represent the number of Florida and non-Florida residents for whom test results were received by the Department of Health. A person can be tested by more than one laboratory and can have both positive and negative results. **Therefore, the sum of the numbers in each column will be larger than the total number of people tested.**

| Reporting lab | Inconclusive | Negative | Positive | Percent positive | Total |
|---|--------------|----------|----------|------------------|-------|
| VA OPTOMETRY CLINIC | | | 1 | 100% | 1 |
| FALMOUTH BY THE SEA | | | 1 | 100% | 1 |
| MEDEXPRESS URGENT CARE-ALTOONA | | 1 | | | 1 |
| THE HEART HOSPITAL BAYLOR PLANO | | | 1 | 100% | 1 |
| ARNOLD PALMER HOSPITAL LAB POCT | | 1 | | | 1 |
| WILTON MANORS HEALTH & REHABILITATION CENTER | | | 1 | 100% | 1 |
| OCALE FAMILY MEDICAL CENTER | | 1 | | | 1 |
| LEE MEMORIAL HOSPITAL BLOOD GAS LAB | | | 1 | 100% | 1 |
| Community Compassion Center of Batesville | | | 1 | 100% | 1 |
| STUART SURGERY CENTER, LLC | | | 1 | 100% | 1 |
| OXY-GENLAB | | | 1 | 100% | 1 |
| CACERES SPECIALIZED GYNECOLOGY | | 1 | | | 1 |
| Elm Crest Senior Living Community | | 1 | | | 1 |
| MEDEXPRESS URGENT CARE - IRVING | | 1 | | | 1 |
| FLAGLER PROFESSIONAL HEALTH CARE SERVICES INC | | 1 | | | 1 |
| ER NEAR ME HULEN | | 1 | | | 1 |
| Good Samaritan Society - Albion | | 1 | | | 1 |
| Dulles Health and Rehab Center | | 1 | | | 1 |
| ROCKLEDGE HEALTH & REHABILITATION CENTER | | | 1 | 100% | 1 |
| LRGHEALTHCARE | | 1 | | | 1 |
| NDX-CORE LAB | | | 1 | 100% | 1 |
| ADULT MEDICINE OF LAKE COUNTY INC | | | 1 | 100% | 1 |
| PARK AVENUE DERMATOLOGY NORTH | | | 1 | 100% | 1 |
| SURGERY CENTER, THE | | | 1 | 100% | 1 |
| HUNEYCUTT FAMILY PRACTICE | | | 1 | 100% | 1 |
| MEMORIAL HERMANN HOSPITAL | | | 1 | 100% | 1 |
| COMMUNICABLE DISEASE CONTROL/PUBLIC HEALTH EMERGENCY PREPAREDNESS | | | 1 | 100% | 1 |
| JUPITER MEDICAL CENTER URGENT CARE - STUART | | | 1 | 100% | 1 |
| ADVANCED LABORATORY SERVICES | | | 1 | 100% | 1 |
| PROGRESS PHARMACY INC | | | 1 | 100% | 1 |
| MID-FLORIDA PATHOLOGY LLC - MOBILE UNIT # 3 | | | 1 | 100% | 1 |
| UMASS MEMORIAL MEDICAL CENTER, INC | | 1 | | | 1 |
| MEDICAL CLINIC OF HOUSTON | | | 1 | 100% | 1 |
| CLUB HEALTH AND REHABILITATION CENTER, THE | | 1 | | | 1 |
| RIVERSIDE MEDICAL CENTER | | 1 | | | 1 |
| SV MOBILE HEALTH | | | 1 | 100% | 1 |
| Avera Sr. James Care Center | | 1 | | | 1 |
| NORTHCREST MEDICAL CENTER | | | 1 | 100% | 1 |
| MED CHOICE CENTER OF NORTH MIAMI | | | 1 | 100% | 1 |
| SERENADES BY SONATA | | 1 | | | 1 |
| HEALTH CARE SERVICES LC | | | 1 | 100% | 1 |
| STEWART FLORIDA ALF, INC | | | 1 | 100% | 1 |
| ST. LUKES HOSPITAL | | | 1 | 100% | 1 |
| BRANDON OUTREACH CLINIC | | | 1 | 100% | 1 |
| MOSAIC MEDICAL CENTER MARYVILLE | | | 1 | 100% | 1 |
| YUMA REGIONAL MEDICAL CENTER | | | 1 | 100% | 1 |
| BUENA VIDA ESTATES | | | 1 | 100% | 1 |

COVID-19: testing by laboratory

Data through Dec 10, 2020 verified as of Dec 11, 2020 at 09:25 AM

Data in this report are provisional and subject to change.

The numbers in the table below represent the number of Florida and non-Florida residents for whom test results were received by the Department of Health. A person can be tested by more than one laboratory and can have both positive and negative results. **Therefore, the sum of the numbers in each column will be larger than the total number of people tested.**

| Reporting lab | Inconclusive | Negative | Positive | Percent positive | Total |
|--|--------------|----------|----------|------------------|-------|
| LEHIGH MEDICAL AND RESEARCH CENTER, INC | | | 1 | 100% | 1 |
| GEORGETOWN URGENT CARE | | | 1 | 100% | 1 |
| The Palms Nursing and Rehabilitation | | 1 | | | 1 |
| Conway Lakes Health and Rehabilitation Center | | 1 | | | 1 |
| UPMC NORTHWEST HOSPITAL | | | 1 | 100% | 1 |
| SPRINGHILL SENIOR RESIDENCE | | 1 | | | 1 |
| Consulate Health Care of Tallahassee | | | 1 | 100% | 1 |
| Longwood Community Living Center | | 1 | | | 1 |
| CARE STATION MEDICAL GROUP | | 1 | | | 1 |
| SOUTH DADE NURSING & REHABILITATION CENTER□ | | | 1 | 100% | 1 |
| AVON PARK CLUSTER | | 1 | | | 1 |
| MED FUSION | | | 1 | 100% | 1 |
| NORTH FLORIDA CHILD DEVELOPMENT, INC | | | 1 | 100% | 1 |
| MEDEXPRESS URGEN CARE - EAST BRUNSWICK | | 1 | | | 1 |
| ALABAMA REFERENCE LAB | | | 1 | 100% | 1 |
| VALLEY MEDICAL LABORATORY | | | 1 | 100% | 1 |
| Kroger - KR003400316 | | | 1 | 100% | 1 |
| NORTH FLORIDA MEDICAL CENTERS INC | | 1 | | | 1 |
| SUN CITY DIAGNOSTIC CENTER | | | 1 | 100% | 1 |
| WELLINGTON WEST 100176 | | | 1 | 100% | 1 |
| HSRE-ASL CASSELBERRY TRS, LLC | | | 1 | 100% | 1 |
| CHATSWORTH ASSISTED LIVING COMMUNITY AT PGA NATIONAL | | | 1 | 100% | 1 |
| ACCESS LABORATORIES LLC | | | 1 | 100% | 1 |
| LIFESPAN HEALTH - SELMER | | 1 | | | 1 |
| WILMINGTON NURSING AND REHAB | | | 1 | 100% | 1 |
| DEVITA | | 1 | | | 1 |
| UHS BINGHAMTON GENERAL | | | 1 | 100% | 1 |
| EXACCARE KINGSTON, LLC | | | 1 | 100% | 1 |
| Parkside Manor | | 1 | | | 1 |
| American Fork Care Center dba Heritage Care Center | | 1 | | | 1 |
| SYNAPSE ANALYTICAL LABS | | 1 | | | 1 |
| ALL PRO ORTHOPEDICS & SPORTS MEDICINE, PA | | | 1 | 100% | 1 |
| Sanford Health & Rehabilitation | | | 1 | 100% | 1 |
| CVS MINUTE CLINIC DIAGNOSTIC PA #3060 | | 1 | | | 1 |
| NEWTON MEMORIAL HOSPITAL | | 1 | | | 1 |
| PROVIDENCE PORTLAND MEDICAL CENTER | | 1 | | | 1 |
| OAK HAVEN REHAB AND NURSING CENTER | | | 1 | 100% | 1 |
| MAYO CLINIC OUTPATIENT DIALYSIS CENTER | | | 1 | 100% | 1 |
| NEW YORK STATE DEPTARTMENT OF HEALTH | | | 1 | 100% | 1 |
| CARENOW URGENT CARE-WEST END | | 1 | | | 1 |
| GALVESTON COUNTY HEALTH DISTRICT | | | 1 | 100% | 1 |
| MEMORIAL HOSPITAL WEST | | | 1 | 100% | 1 |
| METHODIST MANSFIELD MEDICAL CENTER | | | 1 | 100% | 1 |
| LAB TEST KENDALL LLC | | 1 | | | 1 |
| MEDEXPRESS URGENT CARE - RICHMOND, W BROAD ST | | 1 | | | 1 |
| MINUTECLINIC DIAGNOSTIC OF TN PC #386 | | 1 | | | 1 |
| MAINE HEALTH AND ENVIRONMENTAL TESTING LABORATORY | | | 1 | 100% | 1 |

COVID-19: testing by laboratory

Data through Dec 10, 2020 verified as of Dec 11, 2020 at 09:25 AM

Data in this report are provisional and subject to change.

The numbers in the table below represent the number of Florida and non-Florida residents for whom test results were received by the Department of Health. A person can be tested by more than one laboratory and can have both positive and negative results. **Therefore, the sum of the numbers in each column will be larger than the total number of people tested.**

| Reporting lab | Inconclusive | Negative | Positive | Percent positive | Total |
|--|--------------|----------|----------|------------------|-------|
| UNIVERSITY OF IOWA HOSPITALS & CLINICS | | | 1 | 100% | 1 |
| ST GERARD'S COMMUNITY OF CARE | | 1 | | | 1 |
| Buena Vista Care Center | | 1 | | | 1 |
| MAYO CLINICAL LABORATORIES | | 1 | | | 1 |
| THE MEDICAL CENTER AT BOWLING GREEN | | | 1 | 100% | 1 |
| OVIEDO CHILDRENS HEALTH CENTER LLC | | 1 | | | 1 |
| HALIFAX HEALTH URGENT CARE | | | 1 | 100% | 1 |
| NEMOURS CHILDRENS PRIMARY CARE CLERMONT | | | 1 | 100% | 1 |
| AVERA SACRED HEART HOSPITAL | | | 1 | 100% | 1 |
| KETTERING MEDICAL CENTER | | | 1 | 100% | 1 |
| ADVENTHEALTH SENIOR CARE AT ORMOND | | | 1 | 100% | 1 |
| The Waterford | | 1 | | | 1 |
| Arlington Care Center | | | 1 | 100% | 1 |
| LIFELINK TISSUE BANK D/B/A LIFELINK TISSUE BANK | | 1 | | | 1 |
| GOOD SAMARITAN HOSPITAL | | | 1 | 100% | 1 |
| ST FRANCIS MEDICAL CENTER | | | 1 | 100% | 1 |
| 441 URGENT CARE-MULBERRY | | | 1 | 100% | 1 |
| POMPANO BEACH ARTIFICIAL KIDNEY CENTER | | | 1 | 100% | 1 |
| PRIMEX CLINICAL LABORATORIES INC | | | 1 | 100% | 1 |
| Heritage of Red Cloud | | 1 | | | 1 |
| SPORTS MEDICINE CLINIC - U OF WYOMING | | | 1 | 100% | 1 |
| STANFORD HEALTH CARE ANATOMIC PATHOLOGY & CLINICAL LAB | | | 1 | 100% | 1 |
| MEDICAL ASSOCIATES OF CARTER | | 1 | | | 1 |
| MEDEXPRESS URGENT CARE-BRENTWOOD | | 1 | | | 1 |
| HYDE PARK MEDICAL CENTER | | 1 | | | 1 |
| MOUNT SINAI COMPREHENSIVE CANCER CENTER | | | 1 | 100% | 1 |
| MEDEXPRESS URGENT CARE - GLENDALE | | 1 | | | 1 |
| WESTOX LABS | | 1 | | | 1 |
| SAINT JOSEPHS HOSPITAL OF ATLANTA | | | 1 | 100% | 1 |
| San Antonio Residence and Rehabilitation Center | | 1 | | | 1 |
| EASTMAN HEALTHCARE & REHAB | | 1 | | | 1 |
| AVERA ST. MARY'S HOSPITAL | | | 1 | 100% | 1 |
| TITUSVILLE CENTER FOR SURGICAL EXCELLENCE LLC | | 1 | | | 1 |
| Gulfport Rehabilitation Center | | | 1 | 100% | 1 |
| ST. LUCIE COUNTY HEALTH DEPARTMENT | | 1 | | | 1 |
| HUNTERS CREEK PEDIATRICS | | 1 | | | 1 |
| BIODORON LABORATORIES | | | 1 | 100% | 1 |
| GENESIS MICROBIOLOGY LAB | | 1 | | | 1 |
| ADVENTHEALTH CENTRA CARE PONCIANA | | | 1 | 100% | 1 |
| Bayou Vista Community Care Center | | | 1 | 100% | 1 |
| WHEATON FRANCISCAN LABORATORY | | | 1 | 100% | 1 |
| SEATTLE-KING COUNTY | | | 1 | 100% | 1 |
| FHPG SURGICAL ASSOCIATES OF EAST PASCO | | | 1 | 100% | 1 |
| BIOMERIEUX | | | 1 | 100% | 1 |
| MEDEXPRESS URGENT CARE, BUTLER | | 1 | | | 1 |
| CARE POINT HEALTH AND WELLNESS CENTER | | 1 | | | 1 |
| PROGRESSIVE MEDICAL RESEARCH | | | 1 | 100% | 1 |

COVID-19: testing by laboratory

Data through Dec 10, 2020 verified as of Dec 11, 2020 at 09:25 AM

Data in this report are provisional and subject to change.

The numbers in the table below represent the number of Florida and non-Florida residents for whom test results were received by the Department of Health. A person can be tested by more than one laboratory and can have both positive and negative results. **Therefore, the sum of the numbers in each column will be larger than the total number of people tested.**

| Reporting lab | Inconclusive | Negative | Positive | Percent positive | Total |
|--|--------------|----------|----------|------------------|-------|
| FIT4LIFE MEDICAL CENTER | | | 1 | 100% | 1 |
| NAPHCARE INC | | 1 | | | 1 |
| DAYTONA BEACH CENTRA CARE | | | 1 | 100% | 1 |
| Southwest Louisiana Veterans Home | | | 1 | 100% | 1 |
| ST LUKES SURGICAL AT THE VILLAGES INC | | | 1 | 100% | 1 |
| BAPTIST HEALTH LEXINGTON | | | 1 | 100% | 1 |
| HUDSON REGIONAL HOSPITAL | | | 1 | 100% | 1 |
| APOPKA FAMILY HEALTH CENTER | | | 1 | 100% | 1 |
| HAWKEYE CARE CENTER DUBUQUE | | 1 | | | 1 |
| HERNANDO CHILDREN'S | | | 1 | 100% | 1 |
| SOUTHERN HILLS MEDICAL CENTER | | | 1 | 100% | 1 |
| WESTON COUNTY HEALTH SERVICES | | | 1 | 100% | 1 |
| FLORIDA KEYS PED AND ADOLES CTR | | | 1 | 100% | 1 |
| EXPRESS LAB LIVINGSTON | | | 1 | 100% | 1 |
| INSPIRE HEALTHCARE CENTER | | | 1 | 100% | 1 |
| ANY LAB TEST FAST CORP | | | 1 | 100% | 1 |
| MEDEXPRESS URGENT CARE - MT LEBANON | | 1 | | | 1 |
| WASHINGTON STATE DEPARTMENT OF HEALTH PUBLIC HEALTH LABORATORIES | | | 1 | 100% | 1 |
| HAMILTON CI MAIN UNIT ANNEX/ WORK CAMP | | | 1 | 100% | 1 |
| DOCTOR'S IN-HOUSE LAB/COMMUNITY HEALTH CENTERS OF PINELLAS – JOHNNIE R | | | 1 | 100% | 1 |
| MID-FLORIDA PATHOLOGY LLC | | 1 | | | 1 |
| SENIOR LIVING IV SUN CITY LLC | | 1 | | | 1 |
| LABRADOR PRIMARY CARE CENTER | | | 1 | 100% | 1 |
| MEDEXPRESS URGENT CARE-PETERS TWP | | 1 | | | 1 |
| MEDEXPRESS URGENT CARE - HUNTINGTON WE | | 1 | | | 1 |
| GAMMA HEALTHCARE, INC | | 1 | | | 1 |
| FIU HEALTH CARE CENTER | | | 1 | 100% | 1 |
| SHAMRA MEDICAL LABORATORY | | | 1 | 100% | 1 |
| SKY RIDGE MEDICAL CENTER - MICRO | | | 1 | 100% | 1 |
| SMA BEHAVIORAL HEALTH SERVICES INC | | 1 | | | 1 |
| ADVANCED MEDICAL LABORATORIES (AML) | | | 1 | 100% | 1 |
| DOCTORS HOSPITAL OF LAREDO | | | 1 | 100% | 1 |
| POUDRE VALLEY HOSPITAL | | | 1 | 100% | 1 |
| QUALITY LAB | | | 1 | 100% | 1 |
| MEDICAL ASSOCIATES OF PINELLAS - LAB | | | 1 | 100% | 1 |
| Washington County Nursing H0me | | | 1 | 100% | 1 |
| WALGREENS #5130 | | | 1 | 100% | 1 |
| GWINNETT MEDICAL CENTER | | | 1 | 100% | 1 |
| MINUTECLINIC DIAGNOSTIC OF MICHIGAN | | 1 | | | 1 |
| THE INTERNAL MEDICAL GROUP | | 1 | | | 1 |
| LIFE CARE CENTER OF HILTON HEAD | | 1 | | | 1 |
| ALPHA CLINICAL LABORATORY CORP. | | | 1 | 100% | 1 |
| TRUMAN MEDICAL CENTER - HOSPITAL HILL | | | 1 | 100% | 1 |
| SIGNATURE CARE MEMORIAL CITY | | | 1 | 100% | 1 |
| ST. JOHN HOSPITAL & MEDICAL CENTER | | | 1 | 100% | 1 |
| MEDEXPRESS URGENT CARE - WEIRTON | | 1 | | | 1 |
| HILTON HEAD HOSPITAL/INPATIENT | | | 1 | 100% | 1 |

COVID-19: testing by laboratory

Data through Dec 10, 2020 verified as of Dec 11, 2020 at 09:25 AM

Data in this report are provisional and subject to change.

The numbers in the table below represent the number of Florida and non-Florida residents for whom test results were received by the Department of Health. A person can be tested by more than one laboratory and can have both positive and negative results. **Therefore, the sum of the numbers in each column will be larger than the total number of people tested.**

| Reporting lab | Inconclusive | Negative | Positive | Percent positive | Total |
|---|--------------|----------|----------|------------------|-------|
| URGENT DOC -NACOGODOCHES CLINIC | | | 1 | 100% | 1 |
| REGIONAL MEDICAL CENTER BAYONET POINT | | | 1 | 100% | 1 |
| MARYLAND DEPARTMENT OF HEALTH AND MENTAL HYGIENE-LABORATORIES | | | 1 | 100% | 1 |
| GADSDEN FAMILY PRACTICE | | 1 | | | 1 |
| NABI | | 1 | | | 1 |
| FRESENIUS KIDNEY CARE FORT WALTON BEACH | | | 1 | 100% | 1 |
| SIGNATURE CARE MIDLAND | | | 1 | 100% | 1 |
| CLEVELAND HEARTLAB | | | 1 | 100% | 1 |
| DOYLESTOWN HOSPITAL | | | 1 | 100% | 1 |
| MAYO CLINIC BEACHES PRIMARY CARE CTR | | 1 | | | 1 |
| MANSFIELD MEDICAL LODGE | | | 1 | 100% | 1 |
| HOLLAND COMMUNITY HOSPITAL | | 1 | | | 1 |
| Memorial Health Care Center | | | 1 | 100% | 1 |
| MEDEXPRESS URGENT CARE - OMAHA N 72 ST | | 1 | | | 1 |
| REFERENCE LABORATORY | | | 1 | 100% | 1 |
| MONMOUTH MEDICAL CENTER | | 1 | | | 1 |
| GOSHEN HOSPITAL | | | 1 | 100% | 1 |
| DASCENA LAB | | | 1 | 100% | 1 |
| MEDEXPRESS URGENT CARE - BECKLEY CROSS | | 1 | | | 1 |
| NORTHSIDE HOSPITAL DULUTH | | | 1 | 100% | 1 |
| FAYETTE MEDICAL CENTER LAB | | 1 | | | 1 |
| KANSAS CITY VA MEDICAL CENTER | | | 1 | 100% | 1 |
| QUALITY CLINICAL LAB LLC | | | 1 | 100% | 1 |
| INNOVATIVE HEALTH DIAGNOSTIC OF CALIFORNIA | | | 1 | 100% | 1 |
| PROVIDENCE ST PETER HOSPITAL | | 1 | | | 1 |
| OCALA REGIONAL DIALYSIS- NORTH | | | 1 | 100% | 1 |
| TREASURE COAST PRIMARY CARE | | 1 | | | 1 |
| CAREWELL URGENT CARE FITCHBURG | | | 1 | 100% | 1 |
| MORGAN STANLEY HEALTH CENTER | | 1 | | | 1 |
| CAREHERE LLC | | | 1 | 100% | 1 |
| WELLINGTON REGIONAL MEDICAL CENTER | | | 1 | 100% | 1 |
| LIFELINK TRANSPLANT INSTITUTE LAB | | | 1 | 100% | 1 |
| JOHNSON & JOHNSON VISION CARE-VISTAKON | | | 1 | 100% | 1 |
| MADISON AT OVIEDO | | | 1 | 100% | 1 |
| Integrity Healthcare of Carbondale | | | 1 | 100% | 1 |
| FLORIDA CLINICAL RESEARCH CENTER, LLC | | | 1 | 100% | 1 |
| STEPHENS COUNTY HOSPITAL | | | 1 | 100% | 1 |
| ST. LUKE'S HOSPITAL | | | 1 | 100% | 1 |
| ADVENTHEALTH IMAGING LAKE NONA | | | 1 | 100% | 1 |
| CHOTA COMMUNITY HEALTH SERVICES | | 1 | | | 1 |
| SANITAS RESEARCH LLC | | | 1 | 100% | 1 |
| MEDEXPRESS URGENT CARE - BATTLE CREEK | | 1 | | | 1 |
| ICARE | | 1 | | | 1 |
| LIFELINK OF FLORIDA | | | 1 | 100% | 1 |
| OLEAN GENERAL HOSPITAL | | 1 | | | 1 |
| Heartland Healthcare Center Boca Raton | | | 1 | 100% | 1 |
| CLEVELAND CLINIC OHIO LABORATORIES | | | 1 | 100% | 1 |

COVID-19: testing by laboratory

Data through Dec 10, 2020 verified as of Dec 11, 2020 at 09:25 AM

Data in this report are provisional and subject to change.

The numbers in the table below represent the number of Florida and non-Florida residents for whom test results were received by the Department of Health. A person can be tested by more than one laboratory and can have both positive and negative results. **Therefore, the sum of the numbers in each column will be larger than the total number of people tested.**

| Reporting lab | Inconclusive | Negative | Positive | Percent positive | Total |
|---|--------------|----------|----------|------------------|-------|
| HORIZON MEDICAL CENTER | | | 1 | 100% | 1 |
| URGENT CARE AND SURGERY CENTER | | | 1 | 100% | 1 |
| ST CLOUD COMPOUNDING PHARMACY & WELLNESS CENTER | | 1 | | | 1 |
| SCRIPPS CLINIC MEDICAL | | | 1 | 100% | 1 |
| Oak Hill Health & Rehabilitation Center | | | 1 | 100% | 1 |
| CCRX OF NORTH CAROLINA, LLC | | 1 | | | 1 |
| MEDEXPRESS URGENT CARE - FREDERICK | | 1 | | | 1 |
| PHYSICIANS REGIONAL MEDICAL CTR - COLLIER BLVD | | | 1 | 100% | 1 |
| VELOCITY URGENT CARE | | | 1 | 100% | 1 |
| Riverside Nursing & Rehabilitation Center | | 1 | | | 1 |
| SOUTH FLORIDA BAPTIST HOSPITAL | | | 1 | 100% | 1 |
| ADVANCE GASTROENTEROLOGY | | | 1 | 100% | 1 |
| NEW ERA HEALTH CENTER INC | | 1 | | | 1 |
| MEDEXPRESS URGENT CARE-WILKINS TOWNSHIP, WILLIAM PENN HIGHWAY | | 1 | | | 1 |
| TULANE MEDICAL CENTER | | | 1 | 100% | 1 |
| CRUSADER COMMUNITY HEALTH | | | 1 | 100% | 1 |
| Rosedale Green | | 1 | | | 1 |
| LEGACY AT HIGHWOODS PRESERVE | | 1 | | | 1 |
| OCALA REGIONAL KIDNEY CENTER EAST | | | 1 | 100% | 1 |
| THYROID SPECIALTY LABORATORY | | | 1 | 100% | 1 |
| AVALON FAMILY RESORT ASSISTED LIVING LLC | | 1 | | | 1 |
| PARTNERS IN PRIMARY CARE | | 1 | | | 1 |
| ANDREWS | | | 1 | 100% | 1 |
| CLINICAL LABORATORY DEPARTMENT | | | 1 | 100% | 1 |
| LAB. CORP. OF AMERICA | | | 1 | 100% | 1 |
| HOLYOKE MEDICAL CENTER | | | 1 | 100% | 1 |
| HANCOCK REGIONAL HOSPITAL | | 1 | | | 1 |
| PSL JAX BEACH OPERATIONS LLC | | | 1 | 100% | 1 |
| DIAGNOSTIC & MEDICAL SPECIALISTS OF GREENWICH | | 1 | | | 1 |
| IDAHO HEALTH DEPARTMENT | | | 1 | 100% | 1 |
| Oakview Manor Health and Rehab | | 1 | | | 1 |
| MULBERRY'S MOBILE PROVIDER SERVICES LLC | | | 1 | 100% | 1 |
| SUNY AT STONY BROOK | | | 1 | 100% | 1 |
| PARKWAY REGIONAL MEDICAL CENTER LAB | | | 1 | 100% | 1 |
| PROVIDENCE HOSPITAL | | | 1 | 100% | 1 |
| DEPARTMENT OF HEALTH/ NEW YORK | | | 1 | 100% | 1 |
| TALLAHASSEE MEMORIAL HEALTHCARE | | | 1 | 100% | 1 |
| Lutheran Community at Telford | | 1 | | | 1 |
| HEALTH ALLIANCE | | | 1 | 100% | 1 |
| VETERANS AFFAIRS MEDICAL CENTER - EAST ORANGE | | | 1 | 100% | 1 |
| CATHEDRAL GERONTOLOGY CENTER DBA CATHEDRAL CARES | | | 1 | 100% | 1 |
| LABORATORIO MEDICO CENTRAL CONDOMINO MD | | | 1 | 100% | 1 |
| CLAY PRIMARY & FAMILY CARE LLC | | | 1 | 100% | 1 |
| Harris Hill Nursing Facility | | 1 | | | 1 |
| URGENT CARE OF FORT LAUDERDALE INC | | | 1 | 100% | 1 |
| MARYLAND DEPARTMENT OF HEALTH AND MENTAL HYGIENE | | | 1 | 100% | 1 |
| MARTIN MEDICAL CENTER INC | | 1 | | | 1 |

COVID-19: testing by laboratory

Data through Dec 10, 2020 verified as of Dec 11, 2020 at 09:25 AM

Data in this report are provisional and subject to change.

The numbers in the table below represent the number of Florida and non-Florida residents for whom test results were received by the Department of Health. A person can be tested by more than one laboratory and can have both positive and negative results. **Therefore, the sum of the numbers in each column will be larger than the total number of people tested.**

| Reporting lab | Inconclusive | Negative | Positive | Percent positive | Total |
|---|--------------|----------|----------|------------------|-------|
| CALIFORNIA DIVISION OF COMMUNICABLE DISEASE CONTROL | | | 1 | 100% | 1 |
| DAVENPORT PEDIATRICS CLERMONT PA | | 1 | | | 1 |
| Cornerstone at the Ranch | | 1 | | | 1 |
| MIAMI-DADE COUNTY HEALTH DEPT. | | 1 | | | 1 |
| Village Crest Center for Health & Rehabilitation | | 1 | | | 1 |
| NORTH SHORE HEMATOLOGY-ONCOLOGY ASSOCI | | 1 | | | 1 |
| HIBISCUS COURT | | | 1 | 100% | 1 |
| ADVENT HEALTH - OWASA | | | 1 | 100% | 1 |
| BEAUFORT MEMORIAL | | | 1 | 100% | 1 |
| SHARON REGIONAL MEDICAL CENTER | | | 1 | 100% | 1 |
| MEDEXPRESS URGENT CARE FOX CHAPEL | | 1 | | | 1 |
| VA OUTPATIENT PHARMACY | | | 1 | 100% | 1 |
| THE CHILDREN'S HOSPITAL OF PHILADELPHIA | | 1 | | | 1 |
| ROAN MOUNTAIN MEDICAL CENTER | | | 1 | 100% | 1 |
| Caldwell Care | | 1 | | | 1 |
| UNIVERSITY OF MARYLAND PATHOLOGY ASSOCIATES | | | 1 | 100% | 1 |
| Hampton Court Nursing and Rehabilitation Center | | | 1 | 100% | 1 |
| CSL PLASMA LAB | | | 1 | 100% | 1 |
| Valley Center (WV) | | | 1 | 100% | 1 |
| Manorcare Health Services West Reading North | | 1 | | | 1 |
| WALGREENS #01398 | | | 1 | 100% | 1 |
| MCH PHYSICIANS GROUP | | | 1 | 100% | 1 |
| GRAND VIEW HOSPITAL | | | 1 | 100% | 1 |
| LEXINGTON PLACE SENIOR LIVING COMMUNITY | | 1 | | | 1 |
| CULVER CITY URGENT CARE | | | 1 | 100% | 1 |
| MEDEXPRESS URGENT CARE - MIDLOTHIAN | | 1 | | | 1 |
| TREASURE COAST MEDICAL CONCIERGE LLC | | | 1 | 100% | 1 |
| ST. MICHAEL'S ELITE HOSPITAL | | | 1 | 100% | 1 |
| Douglas County Health Center | | 1 | | | 1 |
| INFECTION CONTROL DEPT | | | 1 | 100% | 1 |
| HEALTHCARE FOR THE HOMELESS | | | 1 | 100% | 1 |
| AFFINITY URGENT CARE | | | 1 | 100% | 1 |
| FHPG_EXP CARE W HILLSBOROUGH | | | 1 | 100% | 1 |
| NONA MEDICAL ARTS | | 1 | | | 1 |
| LOPEZ | | 1 | | | 1 |
| LISTENING DOCTOR PLLC, THE | | | 1 | 100% | 1 |
| INDIAN RIVER CLINICAL LABORATORY, INC. | | 1 | | | 1 |
| ASCENSION ST VINCENT'S MEDICAL CENTER | | | 1 | 100% | 1 |
| SPRINGFIELD HOSPITAL | | | 1 | 100% | 1 |
| Cerenity Senior Care-White Bear Lake | | 1 | | | 1 |
| SOUTH FLORIDA PEDIATRIC PARTNERS | | | 1 | 100% | 1 |
| SHANDS JACKSONVILLE CLINICAL CENTER | | | 1 | 100% | 1 |
| LEGACY ER & URGENT CARE - FRISCO WEST | | | 1 | 100% | 1 |
| SPECTRUM LUDINGTON | | | 1 | 100% | 1 |
| MEDEXPRESS URGENT CARE - TEAYS VALLEY | | 1 | | | 1 |
| PINELLAS CHD - CLEARWATER | | | 1 | 100% | 1 |
| CVS HEALTH, #1994 | | 1 | | | 1 |

COVID-19: testing by laboratory

Data through Dec 10, 2020 verified as of Dec 11, 2020 at 09:25 AM

Data in this report are provisional and subject to change.

The numbers in the table below represent the number of Florida and non-Florida residents for whom test results were received by the Department of Health. A person can be tested by more than one laboratory and can have both positive and negative results. **Therefore, the sum of the numbers in each column will be larger than the total number of people tested.**

| Reporting lab | Inconclusive | Negative | Positive | Percent positive | Total |
|--|--------------|----------|----------|------------------|-------|
| ADVANCED URGENT CARE OF MARATHON | | | 1 | 100% | 1 |
| MEDEXPRESS URGENT CARE - BEECH GROVE | | 1 | | | 1 |
| PROFESSIONAL HEALTH EXAMINERS | | | 1 | 100% | 1 |
| HOLMES FAMILY PRACTICE PA | | | 1 | 100% | 1 |
| HEALTH PLUS SUNRISE MEDICAL OFFICE | | | 1 | 100% | 1 |
| DOCTORS EXPRESS OF ST PETERSBURG | | | 1 | 100% | 1 |
| ST JOHNS EPISCOPAL HOSPITAL SOUTH SHORE | | 1 | | | 1 |
| BOONE DRUG & HEALTHCARE AT DEERFIELD | | | 1 | 100% | 1 |
| GSM OCED Subsection | | | 1 | 100% | 1 |
| BLACK STALLION WALK IN AND EXERCISE CLINICS LLC | | 1 | | | 1 |
| Kroger - KRO01100688 | | | 1 | 100% | 1 |
| CHRISTUS SPOHN HOSPITAL | | | 1 | 100% | 1 |
| OMNICARE PHARMACY OF TEXAS 1, LP | | 1 | | | 1 |
| Tremont Health & Rehabilitation Center | | 1 | | | 1 |
| MINUTECLINIC DIAGNOSTIC MED GRP OF CA | | 1 | | | 1 |
| US LABORATORIES | | | 1 | 100% | 1 |
| MRMC LAB MICRO | | | 1 | 100% | 1 |
| LABORATORY COPRORATION OF AMERICA | | | 1 | 100% | 1 |
| COVID RAPID LABS | | | 1 | 100% | 1 |
| PRIMACARE MEDICAL LAKEWOOD | | | 1 | 100% | 1 |
| KEY WEST BRANCH MEDICAL CLINIC | | | 1 | 100% | 1 |
| HEALTH GUAGE | | | 1 | 100% | 1 |
| BRISTOL REGINAL MEDICAL CENTER | | | 1 | 100% | 1 |
| ST. LUKE'S HOSPITAL - BETHLEHEM CAMPUS | | 1 | | | 1 |
| MINUTECLINIC DIAGNOSTIC OF NORTH CAROLINA PC #5341 | | 1 | | | 1 |
| MEMORIAL HOSPITAL OF TAMPA | | | 1 | 100% | 1 |
| MID-FLORIDA CANCER CENTERS | | 1 | | | 1 |
| UNITED HEALTHCARE | | | 1 | 100% | 1 |
| PALM WEST INTERNIST PA | | | 1 | 100% | 1 |
| Alden North Shore | | | 1 | 100% | 1 |
| HAVASU REGIONAL MEDICAL CENTER | | | 1 | 100% | 1 |
| BODYK | | | 1 | 100% | 1 |
| COASTAL SKIN SURGERY AND DERMATOLOGY PL | | 1 | | | 1 |
| MINUTECLINIC 7196 | | 1 | | | 1 |
| VIRGINIA UROLOGY | | 1 | | | 1 |
| MEDEXPRESS URGENT CARE - FAYETTEVILLE | | 1 | | | 1 |
| UMHC HOLLYWOOD LABORATORY | | | 1 | 100% | 1 |
| ATRIA TAMARAC | | | 1 | 100% | 1 |
| Sears Coastal Nursing and Rehab | | 1 | | | 1 |
| ST MARY'S OF SAGINAW | | 1 | | | 1 |
| ManorCare Rehabilitation Center- Decatur | | 1 | | | 1 |
| BERKSHIRE MEDICAL CENTER | | | 1 | 100% | 1 |
| PEDIATRIC ASSOCIATES - MIAMI LAKES | | 1 | | | 1 |
| NORDX | | | 1 | 100% | 1 |
| Regency Square | | | 1 | 100% | 1 |
| APS-SUMMIT CARE PHARMACY, LLC DBA OMNICARE | | 1 | | | 1 |
| WATERS EDGE ELEMENTARY SCHOOL | | | 1 | 100% | 1 |

COVID-19: testing by laboratory

Data through Dec 10, 2020 verified as of Dec 11, 2020 at 09:25 AM

Data in this report are provisional and subject to change.

The numbers in the table below represent the number of Florida and non-Florida residents for whom test results were received by the Department of Health. A person can be tested by more than one laboratory and can have both positive and negative results. **Therefore, the sum of the numbers in each column will be larger than the total number of people tested.**

| Reporting lab | Inconclusive | Negative | Positive | Percent positive | Total |
|---|--------------|----------|----------|------------------|-------|
| Long Beach Care Center | | | 1 | 100% | 1 |
| NEMOURS CHILDREN'S PRIMARY CARE | | | 1 | 100% | 1 |
| ST JOSEPHS HOSPITAL SOUTH HOSPITAL | | | 1 | 100% | 1 |
| QC LABORATORY | | | 1 | 100% | 1 |
| PRIMECARE AT PORT ORANGE | | | 1 | 100% | 1 |
| INTERMOUNTAIN MEDICAL CENTER | | | 1 | 100% | 1 |
| NORWALK HOSPITAL | | | 1 | 100% | 1 |
| FULGENT GENETICS HOUSTON | | 1 | | | 1 |
| SOUTHWEST REGIONAL PCR LABORATORY | | | 1 | 100% | 1 |
| FLORIDA DEPARTMENT OF HEALTH SEMINOLE COUNTY | | 1 | | | 1 |
| PALMA CEIA MED GROUP-SWANN | | 1 | | | 1 |
| HOLY FAMILY MEDICAL CENTER | | 1 | | | 1 |
| MEDONE URGENT CARE | | | 1 | 100% | 1 |
| GRAND VILLA OF DELAND | | | 1 | 100% | 1 |
| TENNOVA ER - SANGO | | | 1 | 100% | 1 |
| INHEALTH LIFE SCIENCES LLC | | | 1 | 100% | 1 |
| EDWARD HOSPITAL | | | 1 | 100% | 1 |
| ELITE CARE | | | 1 | 100% | 1 |
| ADVENTHEALTH MEDICAL GROUP PEDIATRICS | | 1 | | | 1 |
| CELEBRATION PRIMARY CARE ASSOCIATES LLC | | 1 | | | 1 |
| MEDCARE QUALITY MEDICAL CENTER LLC | | | 1 | 100% | 1 |
| LOUISIANA STATE LAB | | | 1 | 100% | 1 |
| ALLEGHENY GENERAL HOSPITAL | | | 1 | 100% | 1 |
| HEALTH AND WELLNESS CENTER | | | 1 | 100% | 1 |
| TMH PHYSICIAN PARTNERS QUINCY | | | 1 | 100% | 1 |
| DE TAR HOSPITAL | | | 1 | 100% | 1 |
| ADVENTHEALTH MEDICAL GROUP COMMUNITY MEDICINE | | | 1 | 100% | 1 |
| MEDEXPRESS URGENT CARE MURRYSVILLE | | 1 | | | 1 |
| CVS HEALTH, #2043 | | 1 | | | 1 |
| KINGWOOD EMERGENCY HOSPITAL | | | 1 | 100% | 1 |
| HACKENSACK UNIVERSITY MEDICAL CENTER | | 1 | | | 1 |
| MORNINGSIDE NURSING AND REHABILITATION | | 1 | | | 1 |
| ENCOMPASS HEALTH HOME HEALTH | | 1 | | | 1 |
| CONVENIENT MEDICAL AND HEALTH SERVICES | | | 1 | 100% | 1 |
| ILLINOIS DEPT OF PUBLIC HEALTH LABS | | | 1 | 100% | 1 |
| SMITH KLINE | | | 1 | 100% | 1 |
| HEART HOSPITAL OF LAFAYETTE: EMERGENCY ROOM | | | 1 | 100% | 1 |
| MID FLORIDA COMMUNITY SERVICES | | | 1 | 100% | 1 |
| DEPARTMENT OF HEALTH AND ENVIRONMENTAL CONTROL | | | 1 | 100% | 1 |
| DOCTORS CARE OF PALM COAST | | | 1 | 100% | 1 |
| DIVERSICARE OF BIG SPRINGS | | 1 | | | 1 |
| ACCURATE HEALTH SERVICES CORP | | | 1 | 100% | 1 |
| PCR DIAGNOSTICS | | | 1 | 100% | 1 |
| TAMPA GENERAL MEDICAL GROUP LABORATORY HEALTHPARK | | | 1 | 100% | 1 |
| FAMILY PRACTICE ASSOCIATES | | 1 | | | 1 |
| CHP COVID-19 (TX) | | | 1 | 100% | 1 |
| CARESPOT URGENT CARE | | 1 | | | 1 |

COVID-19: testing by laboratory

Data through Dec 10, 2020 verified as of Dec 11, 2020 at 09:25 AM

Data in this report are provisional and subject to change.

The numbers in the table below represent the number of Florida and non-Florida residents for whom test results were received by the Department of Health. A person can be tested by more than one laboratory and can have both positive and negative results. **Therefore, the sum of the numbers in each column will be larger than the total number of people tested.**

| Reporting lab | Inconclusive | Negative | Positive | Percent positive | Total |
|---|--------------|----------|----------|------------------|-------|
| Portsmouth Health and Rehab | | | 1 | 100% | 1 |
| RENFREW CENTERS INC | | 1 | | | 1 |
| PHYSICIANS URGENT CARE | | | 1 | 100% | 1 |
| MOBILE MEDICAL ASSOCIATES PL | | | 1 | 100% | 1 |
| OCHSNER MEDICAL CENTER | | | 1 | 100% | 1 |
| MEDAC AT PORTERS NECK | | | 1 | 100% | 1 |
| PEACHEALTH LABORATORIES | | 1 | | | 1 |
| Ash Flat Healthcare and Rehabilitation Center | | | 1 | 100% | 1 |
| SILVERMAN | | | 1 | 100% | 1 |
| BAYFRONT HEAL WOUND CARE AND HYPERBARIC CENTER | | | 1 | 100% | 1 |
| BLOOMINGDALE PEDIATRIC ASSOCIATES PA | | | 1 | 100% | 1 |
| MINUTECLINIC DIAGNOSTIC OF NEW MEXICO LLC #7552 | | 1 | | | 1 |
| PHYSICIAN ASSOCIATES, LLC | | | 1 | 100% | 1 |
| HEALTH FIRST MEDICAL GROUP LLC | | | 1 | 100% | 1 |
| MEMORIAL HERMANN SOUTHWEST HOSPITAL | | | 1 | 100% | 1 |
| TALLAHASSEE PRIMARY CARE ASSOCIATES PA | | | 1 | 100% | 1 |
| ADVENT HEALTH APOPKA | | 1 | | | 1 |
| CLERMONT HEALTH DEPARTMENT | | | 1 | 100% | 1 |
| OHIO VALLEY MANOR NURSING & | | 1 | | | 1 |
| MERCY – NORTH IOWA | | | 1 | 100% | 1 |
| COLLINS NURSING HOME | | 1 | | | 1 |
| CONSOLIDATED | | | 1 | 100% | 1 |
| JACKSONVILLE STATEFL | | | 1 | 100% | 1 |
| MEDEXPRESS URGENT CARE - TARENTUM | | 1 | | | 1 |
| HARBOR BEACH NURSING AND REHABILITATION CENTER | | | 1 | 100% | 1 |
| SOUTH FLORIDA URGENT CARE CENTERS, LLC | | | 1 | 100% | 1 |
| HAWAII DEPARTMENT OF HEALTH LAB | | | 1 | 100% | 1 |
| PRISMA HEALTH TUOMEY LABORATORY | | | 1 | 100% | 1 |
| SOLARIS HEALTHCARE PLANT CITY | | 1 | | | 1 |
| OSF ST JOSEPH MEDICAL CENTER | | | 1 | 100% | 1 |
| ST CATHERINE HOSPITAL LABORATORY | | | 1 | 100% | 1 |
| HALIFAX HEALTH PRIMARY CARE | | | 1 | 100% | 1 |
| TITUSVILLE REHABILITATION AND NURSING CENTER | | 1 | | | 1 |
| BAYFRONT HEALTH - CONVENIENT CARE NORTHEAST | | | 1 | 100% | 1 |
| STATE OF FLORIDA | | | 1 | 100% | 1 |
| MEDICAL CITY NORTH HILLS | | | 1 | 100% | 1 |
| USF PHYSICIANS GROUP | | | 1 | 100% | 1 |
| IVAN, MAYA | | | 1 | 100% | 1 |
| LAKE COMMUNITY ACTION AGENCY | | 1 | | | 1 |
| PALM BEACH COUNTY HEALTH DEPT. | | | 1 | 100% | 1 |
| DUKE UNIVERSITY POINT OF CARE TESTING PROGRAM | | | 1 | 100% | 1 |
| HENRICO DOCTOR'S LABORATORY | | | 1 | 100% | 1 |
| CROSS POINTE CARE CENTER | | 1 | | | 1 |
| ACCESS FAMILY CARE LLC | | | 1 | 100% | 1 |
| THEDACARE FAMILY MEDICINE GATEWAY | | | 1 | 100% | 1 |
| CAROMONT HEALTH | | | 1 | 100% | 1 |
| MEDEXPRESS URGENT CARE-CHIPPEWA | | 1 | | | 1 |

COVID-19: testing by laboratory

Data through Dec 10, 2020 verified as of Dec 11, 2020 at 09:25 AM

Data in this report are provisional and subject to change.

The numbers in the table below represent the number of Florida and non-Florida residents for whom test results were received by the Department of Health. A person can be tested by more than one laboratory and can have both positive and negative results. **Therefore, the sum of the numbers in each column will be larger than the total number of people tested.**

| Reporting lab | Inconclusive | Negative | Positive | Percent positive | Total |
|---|--------------|----------|----------|------------------|-------|
| Senatobia Healthcare & Rehab | | 1 | | | 1 |
| JS HEALTHCARE | | | 1 | 100% | 1 |
| HEALTHPARK MEDICAL CTR NURSING SVC | | 1 | | | 1 |
| SAN JOSE CLINIC | | 1 | | | 1 |
| COBLESKILL REGIONAL HOSPITAL | | 1 | | | 1 |
| ENZO LABS INC | | | 1 | 100% | 1 |
| MINIUTECLINIC DIAG OF IND, LLC #6553 | | 1 | | | 1 |
| EAST COAST INSTITUTE FOR RESEARCH LLC | | | 1 | 100% | 1 |
| ORLANDO CLINICAL RESEARCH CENTER | | 1 | | | 1 |
| MEDSTAR HEALTH URGENT CARE | | | 1 | 100% | 1 |
| ORLANDO FAMILY PHYSICIANS | | | 1 | 100% | 1 |
| ATHENA PLASTIC SURGERY | | 1 | | | 1 |
| HOUSTON METHODIST HOSPITAL | | | 1 | 100% | 1 |
| SANTA MONICA CA-UCLA MC | | | 1 | 100% | 1 |
| ASSOCIATED MD | | | 1 | 100% | 1 |
| BAYCARE OUTREACH LAB WH SOUTH | | | 1 | 100% | 1 |
| SUPERKIDS PEDIATRICS | | | 1 | 100% | 1 |
| RAMBAM URGENT CARE | | | 1 | 100% | 1 |
| LABORATORIO BUENA SALUD | | | 1 | 100% | 1 |
| BUFFALO VAMC | | | 1 | 100% | 1 |
| ADVENT HEALTH MEDICAL GROUP- FAMILY MEDICINE AT DR. PHILIPS | | | 1 | 100% | 1 |
| CHILDRENS SPECIALIST PEDIATRIC PULMMOLOGY & | | | 1 | 100% | 1 |
| PENSACOLA PATHOLOGY | | 1 | | | 1 |
| NORTH SHORE HEMATOLOGY-ONCOLOGY ASSOCIATES PC | | 1 | | | 1 |
| ADVENTHEALTH MEDICAL GROUP FAMILY AND INTERNAL | | | 1 | 100% | 1 |
| LEELANAU OPCO, LLC | | 1 | | | 1 |
| INTEGRATED GENETICS SEQUENOM | | 1 | | | 1 |
| Bolingreen Health and Rehabilitation | | 1 | | | 1 |
| MEDEXPRESS ELKINS | | 1 | | | 1 |
| BLOOD SYSTEMS LABORATORIES | | | 1 | 100% | 1 |
| SUSAN F. WILLIAMS M.D., P.A. | | | 1 | 100% | 1 |
| MADISON FACILITY INC | | | 1 | 100% | 1 |
| BAYCARE OUTREACH LAB | | | 1 | 100% | 1 |
| ST PETE DIRECT PRIMARY CARE | | 1 | | | 1 |
| SOUTHERN SPRINGS HEALTH CARE | | 1 | | | 1 |
| MINUTECLINIC DIAGNOSTIC MEDICAL GROUP | | 1 | | | 1 |
| FLORIDA DEPARTMENT OF HEALTH (FDOH) | | | 1 | 100% | 1 |
| Villa Maria | | | 1 | 100% | 1 |
| PASCO COUNTY HEALTH DEPARTMENT | | | 1 | 100% | 1 |
| COMMUNITY | | | 1 | 100% | 1 |
| ALTA BATES SUMMIT MEDICAL CENTER CLINICAL LAB | | | 1 | 100% | 1 |
| GRAND VILLA OF PINELLAS PARK | | | 1 | 100% | 1 |
| CLIFTON-FINE HOSPITAL LABORATORY | | 1 | | | 1 |
| FRESENIUS SOUTH FORT MYERS | | 1 | | | 1 |
| LONGWOOD PEDIATRICS LLC | | | 1 | 100% | 1 |
| LAKE LURE HEALTH CENTER | | | 1 | 100% | 1 |
| LINCOLN MEDICAL CENTER | | 1 | | | 1 |

COVID-19: testing by laboratory

Data through Dec 10, 2020 verified as of Dec 11, 2020 at 09:25 AM

Data in this report are provisional and subject to change.

The numbers in the table below represent the number of Florida and non-Florida residents for whom test results were received by the Department of Health. A person can be tested by more than one laboratory and can have both positive and negative results. **Therefore, the sum of the numbers in each column will be larger than the total number of people tested.**

| Reporting lab | Inconclusive | Negative | Positive | Percent positive | Total |
|---|--------------|----------|----------|------------------|-------|
| ARCPPOINT LABS OF ALTAMONTE SPRINGS | | | 1 | 100% | 1 |
| CHI ST. LUKE'S HEALTH BCM MEDICAL CENTER | | | 1 | 100% | 1 |
| KEY TRAINING CENTER | | | 1 | 100% | 1 |
| SMITH NORTHVIEW HOSPITAL LAB | | | 1 | 100% | 1 |
| West Bay of Tampa Center | | | 1 | 100% | 1 |
| GRACE HEALTHCARE OF LAKE WALES | | 1 | | | 1 |
| Princeton Place | | | 1 | 100% | 1 |
| TAMPA URGENT CARE | | | 1 | 100% | 1 |
| SIMEDHEALTH LLC | | 1 | | | 1 |
| MEDEXPRESS URGENT CARE-KATY | | 1 | | | 1 |
| VAULT MEDICAL SERVICES | | | 1 | 100% | 1 |
| LAKESIDE MEDICAL CENTER | | 1 | | | 1 |
| NEW YORK PRESBYTERIAN HOSPITAL | | | 1 | 100% | 1 |
| ESOTERIC LAB | | | 1 | 100% | 1 |
| MD NOW URGENT CARE | | | 1 | 100% | 1 |
| BARRINGTON TERRACE NAPLES | | | 1 | 100% | 1 |
| CLINICAL TRIALS OF TAMPA LLC | | 1 | | | 1 |
| EAST RIDGE RETIREMENT VILLAGE INC | | 1 | | | 1 |
| LEHIGH PULMONARY ASSOCIATES | | | 1 | 100% | 1 |
| MIDDLE TENN MENTAL HEALTH INSTITUTE | | 1 | | | 1 |
| UNIVERSITY OF NORTH CAROLINA HOSPITALS | | | 1 | 100% | 1 |
| ST. MARY MEDICAL CENTER | | 1 | | | 1 |
| THOMAS HOSPITAL | | | 1 | 100% | 1 |
| FRESENIUS MEDICAL CARE | | | 1 | 100% | 1 |
| UNIVERSITY URGENT CARE | | | 1 | 100% | 1 |
| MEDEXPRESS - WILMINGTON KIRKWOOD HIGHWAY | | 1 | | | 1 |
| MEMORIAL HEALTH SYSTEM | | 1 | | | 1 |
| SANTA ROSA PEDIATRICS | | | 1 | 100% | 1 |
| DSI LABORATORIES-NAPLES-7TH | | | 1 | 100% | 1 |
| CARENOW URGENT CARE – SPRING | | | 1 | 100% | 1 |
| CVS HEALTH, #5962 | | 1 | | | 1 |
| MEDEXPRESS URGENT CARE - JEANNETTE | | 1 | | | 1 |
| CAROLINAS HEALTHCARE SYSTEM LAB | | | 1 | 100% | 1 |
| IZ MEDICAL | | 1 | | | 1 |
| MINNESOTA DEPARTMENT OF HEALTH LABORATORY | | | 1 | 100% | 1 |
| SOUTHERN LABORATORY SERVICES OF NWF | | 1 | | | 1 |
| EDGAR PRICE FAMILY & CHILDREN HEALTHCARE CENTER | | | 1 | 100% | 1 |
| EASTSIDE MEDICAL CLINIC | | 1 | | | 1 |
| HEARTLAND REGIONAL MEDICAL CENTER | | 1 | | | 1 |
| PHYSICIANS PRIMARY CARE LEHIGH PEDS | | | 1 | 100% | 1 |
| CORDOVA FAMILY PRACTICE | | | 1 | 100% | 1 |
| Carington Park | | | 1 | 100% | 1 |
| INTERNAL MEDICINE GROUP OF CENTRAL FLORIDA | | | 1 | 100% | 1 |
| STONECREST MEDICAL CENTER | | 1 | | | 1 |
| RIVERSIDE COUNTY PUBLIC HEALTH LABORATORY | | | 1 | 100% | 1 |
| COLONIAL VILLA GOOD SAMARITAN CENTER | | 1 | | | 1 |
| REGIONAL MEDICAL LABORATORY | | | 1 | 100% | 1 |

COVID-19: testing by laboratory

Data through Dec 10, 2020 verified as of Dec 11, 2020 at 09:25 AM

Data in this report are provisional and subject to change.

The numbers in the table below represent the number of Florida and non-Florida residents for whom test results were received by the Department of Health. A person can be tested by more than one laboratory and can have both positive and negative results. **Therefore, the sum of the numbers in each column will be larger than the total number of people tested.**

| Reporting lab | Inconclusive | Negative | Positive | Percent positive | Total |
|---|--------------|----------|----------|------------------|-------|
| BROOKS REHAB | | | 1 | 100% | 1 |
| WillowBrooke Court at Westminster Village | | 1 | | | 1 |
| MEDICAL LIFE-INC GUIDEWELL EMERGENCY MEDICINE | | | 1 | 100% | 1 |
| ROSECASTLE OF JACKSONVILLE LLC | | | 1 | 100% | 1 |
| GENESIS HEALTH SYSTEM | | | 1 | 100% | 1 |
| HAYS CLINICAL LAB | | | 1 | 100% | 1 |
| WINTER GARDEN CHILDREN'S HEALTH CENTERS | | | 1 | 100% | 1 |
| NORTHERN KENTUCKY HEALTH DEPARTMENT | | | 1 | 100% | 1 |
| POPLAR HEALTHCARE | | | 1 | 100% | 1 |
| VA PRIMARY CARE ANNEX | | | 1 | 100% | 1 |
| Remarkable Healthcare Dallas | | | 1 | 100% | 1 |
| NORTH BROWARD MEDICAL CENTER | | | 1 | 100% | 1 |
| BAYCARE MEDICAL GROUP, INC | | 1 | | | 1 |
| CYPRESS CREEK MEDICAL CENTER | | | 1 | 100% | 1 |
| LAS PALMAS MEDICAL CENTER | | | 1 | 100% | 1 |
| BAPTIST HEALTH SURGERY CENTER | | | 1 | 100% | 1 |
| MEDEXPRESS URGENT CARE - CHRISTIANBURG | | 1 | | | 1 |
| UMASS MEMORIAL/MARLBORO HOSPITAL | | | 1 | 100% | 1 |
| LOGAN COUNTY HOSPITAL | | | 1 | 100% | 1 |
| FIVE STAR PREMIER RESIDENCES OF POMPANO BEACH | | | 1 | 100% | 1 |
| MEDEXPRESS URGENT CARE - BECKLEY | | 1 | | | 1 |
| TIMPANOGOS REGIONAL HOSPITAL | | | 1 | 100% | 1 |
| VANAJA SUREDDI MD PA | | | 1 | 100% | 1 |
| LABONE | | 1 | | | 1 |
| ABBAY MANOR RETIREMENT RESIDENCE INC | | 1 | | | 1 |
| GOLDING-GRANADO MEDICAL ASSOCIATES | | 1 | | | 1 |
| FLORHAM PARK ENDOSCOPY CENTER | | 1 | | | 1 |
| HAMILTON CHD | | 1 | | | 1 |
| GREENTREE MEDICAL CENTER | | | 1 | 100% | 1 |
| MINUTE CLINIC DIAGNOSTICS OF IN, LLC #6252 | | 1 | | | 1 |
| MINUTECLINIC, DIAGNOSTIC OF TEXAS, LLC | | 1 | | | 1 |
| ORDRS, INC. | | | 1 | 100% | 1 |
| WIREGRASS MEDICAL CENTER | | | 1 | 100% | 1 |
| SAINT JOSEPH’S HOSPITAL AND MEDICAL CENTER | | 1 | | | 1 |
| Seal Rock Healthcare | | 1 | | | 1 |
| VILLAGES REHABILITATION AND NURSING CENTER | | 1 | | | 1 |
| UNIV OF NORTH ALABAMA HEALTH CENTER | | 1 | | | 1 |
| LITTLE COMPANY OF MARY HOSPITAL | | | 1 | 100% | 1 |
| PALMS OF FT MYERS,THE | | | 1 | 100% | 1 |
| PRACTITIONERS IN MOTION | | | 1 | 100% | 1 |
| VIRTUA WEST JERSEY HOSPITAL | | 1 | | | 1 |
| NOVALIFE MEDSPA | | | 1 | 100% | 1 |
| WINDSOR MANOR | | | 1 | 100% | 1 |
| OAKMONT WEST- GREENVILLE SC | | 1 | | | 1 |
| Garden View Care Center at Dougherty Ferry | | 1 | | | 1 |
| PENINSULA REGIONAL MED CTR LAB | | | 1 | 100% | 1 |
| FLAGLER COUNTY BOARD OF COUNTY COMMISSIONERS | | | 1 | 100% | 1 |

COVID-19: testing by laboratory

Data through Dec 10, 2020 verified as of Dec 11, 2020 at 09:25 AM

Data in this report are provisional and subject to change.

The numbers in the table below represent the number of Florida and non-Florida residents for whom test results were received by the Department of Health. A person can be tested by more than one laboratory and can have both positive and negative results. **Therefore, the sum of the numbers in each column will be larger than the total number of people tested.**

| Reporting lab | Inconclusive | Negative | Positive | Percent positive | Total |
|--|--------------|----------|----------|------------------|-------|
| JOHN D. ARCHBOLD MEMORIAL HOSPITAL | | | 1 | 100% | 1 |
| FLORIDA MEDICAL ASSOCIATES LLC | | | 1 | 100% | 1 |
| VISTA DEL SOL MED ASSOC | | 1 | | | 1 |
| El Paso Health Care Center | | | 1 | 100% | 1 |
| NORTH MIAMI BEACH SURGICAL CENTER | | | 1 | 100% | 1 |
| Bivins Pointe | | | 1 | 100% | 1 |
| PALM COAST DRAW STATION/AMERICAN HEALTH ASSOCIATES | | 1 | | | 1 |
| EXCEPTIONAL EMERGENCY CENTER | | | 1 | 100% | 1 |
| ULTIMATE ANALYSIS LABORATORY | | | 1 | 100% | 1 |
| OPTIMAL MEDICINE INC | | 1 | | | 1 |
| WELLNOW URGENT CARE-OSWEGO | | | 1 | 100% | 1 |
| PUTNAM CO HOSPITAL-D/B/A ASBURY TOWERS | | 1 | | | 1 |
| ADVENTHEALTH MEDICAL GROUP FAMILY MEDICINE | | 1 | | | 1 |
| FREEPORT ER DOX URGENT CARE | | 1 | | | 1 |
| NCHMD, INC SOUTHEAST IMMEDIATE CARE | | | 1 | 100% | 1 |
| CLEARWATER PAIN MANAGEMENT ASSOCIATES | | | 1 | 100% | 1 |
| LUMICO LIFE INSURANCE COMPANY | | 1 | | | 1 |
| METROHEALTH SYSTEM | | | 1 | 100% | 1 |
| PATHOLOGYT & LAB MEDICINE SERVICES | | | 1 | 100% | 1 |
| PALM SPRINGS GENERAL HOSPITAL | | | 1 | 100% | 1 |
| LIFE CARE CENTER OF GWINNETT | | 1 | | | 1 |
| POETS WALK SARASOTA | | | 1 | 100% | 1 |
| SHANNON CLARK OD, PA | | | 1 | 100% | 1 |
| ATHENS LIMESTONE HOSPITAL | | 1 | | | 1 |
| GRAND VILLA OF DUNEDIN | | | 1 | 100% | 1 |
| TEVAPHARM | | | 1 | 100% | 1 |
| COMMUNITY MEDICAL CENTER-ORANGE CITY | | 1 | | | 1 |
| HALEYVILLE HEALTH CARE CENTER | | 1 | | | 1 |
| AMD | | | 1 | 100% | 1 |
| Florida Clinical Laboratory | | | 1 | 100% | 1 |
| NEMOURS CHILDREN'S PRIMARY CARE, ST CLOUD | | | 1 | 100% | 1 |
| TITUS REGIONAL MEDICAL CENTER | | | 1 | 100% | 1 |
| BEEHIVE HOMES OF GULF BREEZE | | 1 | | | 1 |
| BAPTIST HOSPITAL OF MIAMI MCI BROWARD LABORATORY | | | 1 | 100% | 1 |
| GENEXPERT | | | 1 | 100% | 1 |
| MINUTECLINIC DIAGNOSTIC OF VIRGINIA | | 1 | | | 1 |
| HENRY FORD WEST BLOOMFIELD HOSPITAL | | | 1 | 100% | 1 |
| Diversicare of Smyrna | | 1 | | | 1 |
| BAPTIST EMERGENCY HOSPITAL KELLY | | | 1 | 100% | 1 |
| GIBSON AREA PRIMARY CARE | | | 1 | 100% | 1 |
| MEDEXPRESS URGENT CARE PORT HURON | | 1 | | | 1 |
| MARINA DEL REY HOSPITAL LAB | | | 1 | 100% | 1 |
| CORNERSTONE OF RECOVERY INC | | 1 | | | 1 |
| OCCUPATIONAL HEALTH CENTER | | 1 | | | 1 |
| MEDICAL ARTS LABORATORY | | | 1 | 100% | 1 |
| CLINIC OF PEDIATRICS & GI MEDICINE INC | | | 1 | 100% | 1 |
| PREMIER FAMILY AND SPORTS MEDICINE LLC | | | 1 | 100% | 1 |

COVID-19: testing by laboratory

Data through Dec 10, 2020 verified as of Dec 11, 2020 at 09:25 AM

Data in this report are provisional and subject to change.

The numbers in the table below represent the number of Florida and non-Florida residents for whom test results were received by the Department of Health. A person can be tested by more than one laboratory and can have both positive and negative results. **Therefore, the sum of the numbers in each column will be larger than the total number of people tested.**

| Reporting lab | Inconclusive | Negative | Positive | Percent positive | Total |
|--|--------------|----------|----------|------------------|-------|
| MERCYONE DES MOINES MEDICAL CENTER | | | 1 | 100% | 1 |
| LADY LAKE SPECIALTY CARE | | | 1 | 100% | 1 |
| WATERBURY HOSPITAL REFERENCE LAB | | | 1 | 100% | 1 |
| ANDREWS INSTITUTE AMBULATORY SURGERY CENTER | | 1 | | | 1 |
| Harbert Hills Academy Nursing Home | | 1 | | | 1 |
| UPSON REGIONAL MEDICAL CENTER | | | 1 | 100% | 1 |
| RHODE ISLAND DEPARTMENT OF HEALTH | | | 1 | 100% | 1 |
| TERRELL URGENT CARE | | | 1 | 100% | 1 |
| STARLING AT NOCATEE | | | 1 | 100% | 1 |
| NFRC CLINICAL LAB | | | 1 | 100% | 1 |
| HARDEE COUNTY FIRE RESCUE | | 1 | | | 1 |
| ISLANDS ASSISTED LIVING FACILITY,THE | | | 1 | 100% | 1 |
| INTERNAL MEDICINE & PEDIATRICS OF TAMPA BAY PA | | | 1 | 100% | 1 |
| ST. VINCENT HOSPITAL | | | 1 | 100% | 1 |
| Garden Isle Healthcare and Rehabilitation Center | | 1 | | | 1 |
| URGENT CARE COASTAL GA | | | 1 | 100% | 1 |
| HELEN HAYES HOSPITAL LABORATORY | | 1 | | | 1 |
| ADVANCED MEDICAL RESEARCH CENTER LLC | | | 1 | 100% | 1 |
| MIDDLEBURG PEDIATRICS | | | 1 | 100% | 1 |
| LP ELIZABETHTON | | 1 | | | 1 |
| DERMDX, DIV OF AURORA DIAGNOSTICS/BERNHARDT LAB | | 1 | | | 1 |
| Monument Health Strugis Care Center | | 1 | | | 1 |
| SOUTHEAST MISSOURI HOSPITAL | | 1 | | | 1 |
| METRO HEALTH HOSPITAL LABORATORY | | 1 | | | 1 |
| WALGREENS #10308 | | 1 | | | 1 |
| ADVANCED URGENT CARE PLLC | | 1 | | | 1 |
| CORPORATION OF AMERICA | | 1 | | | 1 |
| BEAUMONT HOSPITAL, GROSSE POINTE | | | 1 | 100% | 1 |
| Redwood Springs Healthcare | | | 1 | 100% | 1 |
| BRUCE S WEST MD | | | 1 | 100% | 1 |
| 2504-HOMEWOOD | | 1 | | | 1 |
| SACRED HEART MEDICAL CENTER | | | 1 | 100% | 1 |
| FLORIDA HOSPITAL ORMOND BEACH | | | 1 | 100% | 1 |
| NORTH SHORE MEDICAL CENTER - SALEM HOSPITAL | | | 1 | 100% | 1 |
| WARE EXPRESS CARE | | | 1 | 100% | 1 |
| CENTRAL FLORIDA HOSPITALIST | | | 1 | 100% | 1 |
| BROOKSVILLE REGIONAL HOSPITAL | | | 1 | 100% | 1 |
| FAITH FAMILY PRACTICE | | | 1 | 100% | 1 |
| BAPTIST HOSPITAL EAST | | | 1 | 100% | 1 |
| CQUENTIA NGS, LLC | | | 1 | 100% | 1 |
| LAKELAND MEDICAL CENTER | | | 1 | 100% | 1 |
| MEDEXPRESS URGENT CARE GREENSBURG | | 1 | | | 1 |
| HEALGEN SCIENTIFIC | | | 1 | 100% | 1 |
| Alden Lincoln Park | | | 1 | 100% | 1 |
| MEDEXPRESS URGENT CARE - LOGAN | | 1 | | | 1 |
| EH FARGO HOSPITAL LABORATORY | | | 1 | 100% | 1 |
| MEDEXPRESS URGENT CARE - SPRINGFIELD, COOLEY ST | | 1 | | | 1 |

COVID-19: testing by laboratory

Data through Dec 10, 2020 verified as of Dec 11, 2020 at 09:25 AM

Data in this report are provisional and subject to change.

The numbers in the table below represent the number of Florida and non-Florida residents for whom test results were received by the Department of Health. A person can be tested by more than one laboratory and can have both positive and negative results. **Therefore, the sum of the numbers in each column will be larger than the total number of people tested.**

| Reporting lab | Inconclusive | Negative | Positive | Percent positive | Total |
|--|--------------|----------|----------|------------------|-------|
| UHEALTH CORAL SPRINGS | | | 1 | 100% | 1 |
| BAYMEADOWS PEDIATRIC CARE | | 1 | | | 1 |
| UNIVERSITY OF SOUTH FLORIDA | | | 1 | 100% | 1 |
| Heritage Health of Peru | | | 1 | 100% | 1 |
| PREMIER PEDIATRICS | | | 1 | 100% | 1 |
| University Plaza Rehabilitation and Nursing | | | 1 | 100% | 1 |
| VILLAGES HEALTH SYSTEM, LLC, THE | | | 1 | 100% | 1 |
| The Evangelical Lutheran Good Samaritan Society Prescott Village | | 1 | | | 1 |
| MEDEXPRESS URGENT CARE-SCOTT TOWNSHIP | | 1 | | | 1 |
| HENRY FORD HOSPITAL | | | 1 | 100% | 1 |
| CLAYMED OF NORTH FLORIDA | | | 1 | 100% | 1 |
| Sherwood Oaks Health Center | | | 1 | 100% | 1 |
| UF KANAPAHA LAB BEAKER | | 1 | | | 1 |
| RENOWN REGIONAL MEDICAL CENTER | | | 1 | 100% | 1 |
| EAST TENNESSEE STATE UNIVERSITY | | 1 | | | 1 |
| NEW YORK UNIVERSITY MEDICAL CENTER | | | 1 | 100% | 1 |
| UCH LAB | | | 1 | 100% | 1 |
| DEL PRADO MEDICAL CENTER, INC | | 1 | | | 1 |
| SPINE & PAIN CONSULTANT PLLC | | 1 | | | 1 |
| PEDIATRICS URGENT CARE, LLC | | | 1 | 100% | 1 |
| CAREWELL 203 | | | 1 | 100% | 1 |
| PEDIATRIC ASSOCIATES - DORAL | | | 1 | 100% | 1 |
| PARKLAND HEALTH & HOSPITAL | | | 1 | 100% | 1 |
| BAYCARE MEDICAL GROUP INC | | | 1 | 100% | 1 |
| NHC Chattanooga | | | 1 | 100% | 1 |
| COVENANT HEALTH | | 1 | | | 1 |
| BROOKS -TLC HOSPITAL SYSTEM | | | 1 | 100% | 1 |
| PORTSMOUTH REG. HOSPITAL | | | 1 | 100% | 1 |
| MEDEXPRESS URGENT CARE - NORTH LITTLE | | 1 | | | 1 |
| ST JOHNS PEDIATRICS PA | | 1 | | | 1 |
| LAKEVIEW HEALTH CARE SYSTEM LLC | | | 1 | 100% | 1 |
| ST MARYS MEDICAL CENTER | | | 1 | 100% | 1 |
| DESERT HOSPITAL/CPHU CLINICAL LABORATORY | | | 1 | 100% | 1 |
| BMC/NASSAU | | | 1 | 100% | 1 |
| BIOMAT ORLANDO | | 1 | | | 1 |
| PORT ORANGE NURSING & REHAB | | | 1 | 100% | 1 |
| CROSS CREEK HEALTH CARE | | 1 | | | 1 |
| AFFILIATED LABORATORIES INC | | | 1 | 100% | 1 |
| CONWAY MEDICAL CENTER | | | 1 | 100% | 1 |
| MY URGENT CARE CLINIC | | | 1 | 100% | 1 |
| RAPID CITY REGIONAL HOSPITAL -579 ATTN. LABORATORY | | 1 | | | 1 |
| RIVIERA BEACH HEALTH CENTER LAB | | | 1 | 100% | 1 |
| CRESTAR LABS | | | 1 | 100% | 1 |
| DOCTORS HEARING | | | 1 | 100% | 1 |
| ACCESS MEDICAL GROUP OF TAMPA INC | | | 1 | 100% | 1 |
| SONNI'S PEDIATRICS | | | 1 | 100% | 1 |
| ALPHA 1 ANTITRYPSIN RESEARCH PROGRAM | | | 1 | 100% | 1 |

COVID-19: testing by laboratory

Data through Dec 10, 2020 verified as of Dec 11, 2020 at 09:25 AM

Data in this report are provisional and subject to change.

The numbers in the table below represent the number of Florida and non-Florida residents for whom test results were received by the Department of Health. A person can be tested by more than one laboratory and can have both positive and negative results. **Therefore, the sum of the numbers in each column will be larger than the total number of people tested.**

| Reporting lab | Inconclusive | Negative | Positive | Percent positive | Total |
|---|--------------|----------|----------|------------------|-------|
| SUMMIT LABORATORY | | | 1 | 100% | 1 |
| DONALSONVILLE HOSPITAL | | | 1 | 100% | 1 |
| Oakwood - North Baldwins Center for Living | | 1 | | | 1 |
| Central Park Healthcare & Rehabilitation Center | | 1 | | | 1 |
| ST. MARY'S HOSPITAL | | | 1 | 100% | 1 |
| HCL LABORATORIES | | | 1 | 100% | 1 |
| LSU MEDICAL CENTER | | | 1 | 100% | 1 |
| CELEBRATION HOSPITAL | | | 1 | 100% | 1 |
| WHITE WILSON MEDICAL CENTER NEPHROLOGY | | | 1 | 100% | 1 |
| DR. PHILLIPS MEDICAL WELLNESS CENTER | | | 1 | 100% | 1 |
| LIFEGUARD AMBULANCE SERVICE LLC - BAY COUNTY | | | 1 | 100% | 1 |
| SOUTH BEND MEDICAL FOUNDATION | | | 1 | 100% | 1 |
| BORINQUEN HEALTH CENTER | | | 1 | 100% | 1 |
| ST VINCENTS AMBULATORY CARE INC | | | 1 | 100% | 1 |
| OAKWOOD HOSPITAL - SOUTHSORE | | | 1 | 100% | 1 |
| Kindred Hospital South Florida Hollywood SNU | | | 1 | 100% | 1 |
| Autumn Care of Suffolk | | 1 | | | 1 |
| ORLANDO HEALTH PHYSICIAN GROUP | | | 1 | 100% | 1 |
| FLORIDA EPIDEMIOLOGY PROGRAM | | | 1 | 100% | 1 |
| LABCORP TAMPA | | 1 | | | 1 |
| ORMC-ARDEN/EOI | | | 1 | 100% | 1 |
| LAKEVIEW REGIONAL HOSPITAL | | | 1 | 100% | 1 |
| EMERGENCY CARE SERVICES LAB AT JFK MEDICAL CENTER | | | 1 | 100% | 1 |
| LAKE BALDWIN | | | 1 | 100% | 1 |
| Rio Grande City Nursing and Rehab Center | | | 1 | 100% | 1 |
| ADVENTHEALTH PHYSICIAN GROUP – APPLEWOOD | | | 1 | 100% | 1 |
| MEDEXPRESS URGENT CARE - ROSS TOWNSHIP | | 1 | | | 1 |
| ALLIANCE LABORATORY SERVICES | | | 1 | 100% | 1 |
| BIOMAT USA | | | 1 | 100% | 1 |
| SEASONS HOSPICE AND PALLIATIVE CARE OF | | | 1 | 100% | 1 |
| WHITE-WILSON MEDICAL CENTER - FORT WALTON BEACH | | | 1 | 100% | 1 |
| DISCOVERY AT HOME, LLC | | | 1 | 100% | 1 |
| BLUEWATER TOXICOLOGY | | | 1 | 100% | 1 |
| CVS MINUTE CLINIC DIAG OF IND, LLC #6549 | | 1 | | | 1 |
| OMAHA VA MEDICAL CENTER | | | 1 | 100% | 1 |
| NEIGHBORCARE PHARMACY SERVICES | | 1 | | | 1 |
| PRINCIPLE DIAGNOSTICS LLC | | | 1 | 100% | 1 |
| WELLMED AT FORT PIERCE | | 1 | | | 1 |
| TEXAS HEALTH ARLINGTON MEMORIAL | | 1 | | | 1 |
| BRIDGEWATER PARK ASSISTED LIVING LLC | | | 1 | 100% | 1 |
| CITRONELLE HEALTH AND REHABILITATION CENTER | | 1 | | | 1 |
| MEDICAL PAVILION CLINIC | | | 1 | 100% | 1 |
| ADVENTHEALTH MEDICAL GROUP OBSTETRICS | | | 1 | 100% | 1 |
| LOUNDY | | 1 | | | 1 |
| FALKVILLE HEALTHCARE | | 1 | | | 1 |
| CARESPOT EXPRESS HEALTHCARE BOYNTON BEACH | | | 1 | 100% | 1 |
| BOND COUNTY HEALTH DEPARTMENT | | | 1 | 100% | 1 |

COVID-19: testing by laboratory

Data through Dec 10, 2020 verified as of Dec 11, 2020 at 09:25 AM

Data in this report are provisional and subject to change.

The numbers in the table below represent the number of Florida and non-Florida residents for whom test results were received by the Department of Health. A person can be tested by more than one laboratory and can have both positive and negative results. **Therefore, the sum of the numbers in each column will be larger than the total number of people tested.**

| Reporting lab | Inconclusive | Negative | Positive | Percent positive | Total |
|---|--------------|----------|----------|------------------|-------|
| LAKE CONWAY URGENT CARE LLC | | 1 | | | 1 |
| MINUTE CLINIC OF KANSAS PA | | | 1 | 100% | 1 |
| CARE CENTERS OF NASSAU, LLC - HENDRICKS RD | | 1 | | | 1 |
| LIBERTY HEALTH CENTER | | | 1 | 100% | 1 |
| SOUTHWEST FLORIDA DIVISION LAB | | | 1 | 100% | 1 |
| LAWRENCE GENERAL HOSPITAL | | | 1 | 100% | 1 |
| SACRED HEART HEALTH SYSTEM- MIDWIFE PROGRAM | | | 1 | 100% | 1 |
| Shoreline Care Center | | | 1 | 100% | 1 |
| NEVADA DEPARTMENT OF HEALTH AND HUMAN SERVICES | | | 1 | 100% | 1 |
| Vi at Aventura | | 1 | | | 1 |
| MALUHIA | | 1 | | | 1 |
| Trucare Living Centers - Columbus | | 1 | | | 1 |
| MEDICAL ASSOCIATES OF BREVARD LLC | | 1 | | | 1 |
| MEDICAL CENTER OF CENTRAL GEORGIA | | | 1 | 100% | 1 |
| AMERICAN HEALTH ASSOCIATES INC | | | 1 | 100% | 1 |
| Eddy Memorial Geriatric Center | | 1 | | | 1 |
| CLERMONT PEDIATRICS, PA | | | 1 | 100% | 1 |
| HARRIS URGENT CARE CENTER | | | 1 | 100% | 1 |
| WEST DADE PEDIATRICS | | | 1 | 100% | 1 |
| ELEMENTS PHARMACY | | | 1 | 100% | 1 |
| FAIRVIEW SOUTHDALE | | | 1 | 100% | 1 |
| SOUTHERN WINDS | | | 1 | 100% | 1 |
| Ramsey Village | | 1 | | | 1 |
| MILFORD REGIONAL HOSPITAL | | | 1 | 100% | 1 |
| COMMONWEALTH OF VIRGINIA DIVISION OF CONSOLIDATED LABORATORY SERVICES | | | 1 | 100% | 1 |
| RIVERSIDE METHODIST HOSPITAL LAB | | | 1 | 100% | 1 |
| IRA FIALKO DO | | | 1 | 100% | 1 |
| INTEGRATED FAMILY MEDICAL CENTER | | | 1 | 100% | 1 |
| ORMOND BEACH URGENT CARE | | | 1 | 100% | 1 |
| NATIONAL GENETICS INST LABCORP | | 1 | | | 1 |
| WOODLAND TOWERS | | | 1 | 100% | 1 |
| DEACONESS URGENT CARE CENTER | | | 1 | 100% | 1 |
| SUNCOAST COMMUNITY HEALTH CENTERS INC | | 1 | | | 1 |
| CARENOW URGENT CARE - CENTRAL AUSTIN | | | 1 | 100% | 1 |
| MED TECH SERVICES OF PALM BEACH INC | | 1 | | | 1 |
| AFTER HOURS PEDS | | | 1 | 100% | 1 |
| UF HEALTH THE VILLAGES | | | 1 | 100% | 1 |
| TAYLOR MANOR | | 1 | | | 1 |
| BAHIA OAKS LODGE | | 1 | | | 1 |
| Lanier Rehab | | | 1 | 100% | 1 |
| COMMUNITY PHYSICIANS OF NORTH PORT PA | | | 1 | 100% | 1 |
| MEMORIAL HEALTH UNIVERSITY MEDICAL CENTER | | | 1 | 100% | 1 |
| SELF REGIONAL HEALTHCARE | | | 1 | 100% | 1 |
| Waters of Covington | | 1 | | | 1 |
| BAYOU URGENT CARE | | | 1 | 100% | 1 |
| PALM BEACH DIABETES AND ENDOCRINE SPECIALISTS, PA | | | 1 | 100% | 1 |
| SAINT BARNABAS MEDICAL CENTER | | 1 | | | 1 |

COVID-19: testing by laboratory

Data through Dec 10, 2020 verified as of Dec 11, 2020 at 09:25 AM

Data in this report are provisional and subject to change.

The numbers in the table below represent the number of Florida and non-Florida residents for whom test results were received by the Department of Health. A person can be tested by more than one laboratory and can have both positive and negative results. **Therefore, the sum of the numbers in each column will be larger than the total number of people tested.**

| Reporting lab | Inconclusive | Negative | Positive | Percent positive | Total |
|---|--------------|----------|----------|------------------|-------|
| HEALTHCARE ASSOCIATES OF IRVING, LLP | | | 1 | 100% | 1 |
| VIVEX/UMTB BIOMEDICAL | | | 1 | 100% | 1 |
| PANCARE HEALTH GULF COUNTY | | | 1 | 100% | 1 |
| ORCHID TERRACE | | 1 | | | 1 |
| JAX FAMILY CARE | | 1 | | | 1 |
| DOCTORS CARE – GREER | | 1 | | | 1 |
| Crowne Place Assisted Living | | 1 | | | 1 |
| HELGEMO & LIOU PEDIATRICS | | | 1 | 100% | 1 |
| Cortland Acres Association | | 1 | | | 1 |
| Manor Care of Dunedin | | 1 | | | 1 |
| MDS PHARMA SERVICES | | 1 | | | 1 |
| USC VERDUGO HILLS HOSPITAL | | | 1 | 100% | 1 |
| CARSON NURSING AND REHABILITATION CENT | | 1 | | | 1 |
| ALLIED PHYSICIANS GROUP | | 1 | | | 1 |
| SANTA CLARA VALLEY MEDICAL CENTER | | | 1 | 100% | 1 |
| MISSION HOSPITAL | | | 1 | 100% | 1 |
| GEORGE WASHINGTON UNIVERSITY HOSPITAL | | | 1 | 100% | 1 |
| BAPTIST HOSPITAL LABORATORY | | | 1 | 100% | 1 |
| FAMILY MEDICINE AT WINTER PARK | | | 1 | 100% | 1 |
| MERITER LABORATORIES | | | 1 | 100% | 1 |
| EAST END PEDIATRICS | | 1 | | | 1 |
| NADAL PEDIATRICS | | 1 | | | 1 |
| GUIDEWELL EMERGENCY MEDICINE DOCTORS LLC | | | 1 | 100% | 1 |
| LUTHERAN HAVEN EXTENDED CONGREGATE CAR | | 1 | | | 1 |
| MED TECH CLINICAL LABORATORY | | 1 | | | 1 |
| WINCHESTER HOSPITAL | | | 1 | 100% | 1 |
| ST.ELIZABETH HEALTH CENTER | 1 | | | | 1 |
| VALLEY HOSPITAL MEDICAL CENTER | | 1 | | | 1 |
| KAISER PERMANENTE REGIONAL REFERENCE LABORATORY | | 1 | | | 1 |
| CENTRAL TX URGENT CARE | | | 1 | 100% | 1 |
| NORTH SHORE HEMATOLOGY-ONCOLOGY ASSOCIATES | | 1 | | | 1 |
| LAURELLWOOD NURSING CENTER | | 1 | | | 1 |
| Imperial Healthcare Centre | | | 1 | 100% | 1 |
| JOSEPH SCHENKER MD PC | | 1 | | | 1 |
| CFCH - FROSTPROOF | | | 1 | 100% | 1 |
| CHESAPEAKE REGIONAL MEDICAL CENTER | | | 1 | 100% | 1 |
| MINUTECLINIC LLC # 3930 | | | 1 | 100% | 1 |
| MEDEXPRESS - NEW CASTLE, DUPONT HWY | | 1 | | | 1 |
| TMH PHYSICIAN PARTNERS | | | 1 | 100% | 1 |
| SHAH | | | 1 | 100% | 1 |
| JMC TALLAHASSEE, LLC | | | 1 | 100% | 1 |
| PHYSICIANS PREMIER | | | 1 | 100% | 1 |
| NORTHEAST TEXAS DIALYSIS | | 1 | | | 1 |
| TANGLEWOOD MANOR | | 1 | | | 1 |
| NHLS | | 1 | | | 1 |
| STEINHATCHEE DRUGS | | | 1 | 100% | 1 |
| SARASOTA MEMORIAL HOSPITAL | | 1 | | | 1 |

COVID-19: testing by laboratory

Data through Dec 10, 2020 verified as of Dec 11, 2020 at 09:25 AM

Data in this report are provisional and subject to change.

The numbers in the table below represent the number of Florida and non-Florida residents for whom test results were received by the Department of Health. A person can be tested by more than one laboratory and can have both positive and negative results. **Therefore, the sum of the numbers in each column will be larger than the total number of people tested.**

| Reporting lab | Inconclusive | Negative | Positive | Percent positive | Total |
|--|--------------|----------|----------|------------------|-------|
| MEDEXPRESS URGENT CARE - LINCOLN | | 1 | | | 1 |
| PEDIATRIC ASSOCIATES - JACKSONVILLE | | | 1 | 100% | 1 |
| Henry County Health and Rehabilitation | | 1 | | | 1 |
| MEDEXPRESS URGENT CARE - KOKOMO | | 1 | | | 1 |
| HARLEM HOSPITAL CENTER | | 1 | | | 1 |
| FRASER MEMORIAL HOSPITAL | | | 1 | 100% | 1 |
| LAKE REGIONAL HEALTH | | | 1 | 100% | 1 |
| CITY OF NEW YORK DEPARTMENT OF HEALTH | | | 1 | 100% | 1 |
| PRIME CARE FAMILY MEDICINE | | | 1 | 100% | 1 |
| MEDEXPRESS - NEWARK | | 1 | | | 1 |
| COSTCO PHARMACY #1023 | | | 1 | 100% | 1 |
| Luther Acres Manor | | 1 | | | 1 |
| FLORIDA STATE UNIVERSITY HEALTH SERVICES | | | 1 | 100% | 1 |
| STANLY REGIONAL MEDICAL CENTER | | | 1 | 100% | 1 |
| MEDEXPRESS URGENT CARE - ANDERSON | | 1 | | | 1 |
| ADVENTHEALTH MEDICAL GROUP ADULT AND SENIOR HEALTH | | | 1 | 100% | 1 |
| 15 TO KNOW | | | 1 | 100% | 1 |
| BOSTON MEDICAL CENTER | | | 1 | 100% | 1 |
| ONPOINT URGENT CARE | | | 1 | 100% | 1 |
| HIGHLANDS CLINICAL LABORATORY | | | 1 | 100% | 1 |
| MINUTECLINIC DIAG OF IND LLC #1138 | | 1 | | | 1 |
| NORTH RIVER FAMILY HEALTH CENTER | | | 1 | 100% | 1 |
| ROYAL OAK MEDICAL CENTER LLC DBA CHARACTER FAMILY | | | 1 | 100% | 1 |
| JOSHUA E CHESIR MD | | 1 | | | 1 |
| STEWART MEDICAL GROUP INC | | | 1 | 100% | 1 |
| CONSULATE HEALTH CARE OF VERO BEACH | | | 1 | 100% | 1 |
| EAST FL CORE LAB | | | 1 | 100% | 1 |
| ADVENTHEALTH HOSPICE CARE CENTRAL FLORIDA | | 1 | | | 1 |
| PELICAN STATE OUTPATIENT CENTER | | | 1 | 100% | 1 |
| MIDLAND MEMORIAL HOSPITAL | | | 1 | 100% | 1 |
| FLORIDA DIGESTIVE AND LIVER SPECIALISTS | | | 1 | 100% | 1 |
| TMH CANCER CENTER LABORATORY | | | 1 | 100% | 1 |
| MEMORIAL HOSPITAL - BELLEVILLE | | | 1 | 100% | 1 |
| DEPT OF VA MEDICAL CENTER - MIAMI | | | 1 | 100% | 1 |
| NEW MILFORD HOSPITAL | | | 1 | 100% | 1 |
| PINNACLE DIALYSIS | | 1 | | | 1 |
| PALOMAR MEDICAL CENTER | | | 1 | 100% | 1 |
| LAREDO EMERGENCY ROOM | | | 1 | 100% | 1 |
| SPRINGBROOK HOSPITAL | | | 1 | 100% | 1 |
| FLORIDA SCHOOL FOR THE DEAF AND THE BLIND | | | 1 | 100% | 1 |
| HELIX BIOMEDICS LLC | | | 1 | 100% | 1 |
| ARDEN COURTS OF PALM HARBOR | | | 1 | 100% | 1 |
| NORTH PINELLAS CHILDRENS MEDICAL CENTER INC | | | 1 | 100% | 1 |
| FORT LOUDOUN PRIMARY CARE | | 1 | | | 1 |
| PROGRESSIVE MEDICAL LAB LLC | | | 1 | 100% | 1 |
| CVA MINUTE CLINIC DIAGNOSTIC OF VIRGINIA, LLC | | 1 | | | 1 |
| BRANDON REGIONAL EMERGENCY CTR | | | 1 | 100% | 1 |

COVID-19: testing by laboratory

Data through Dec 10, 2020 verified as of Dec 11, 2020 at 09:25 AM

Data in this report are provisional and subject to change.

The numbers in the table below represent the number of Florida and non-Florida residents for whom test results were received by the Department of Health. A person can be tested by more than one laboratory and can have both positive and negative results. **Therefore, the sum of the numbers in each column will be larger than the total number of people tested.**

| Reporting lab | Inconclusive | Negative | Positive | Percent positive | Total |
|---|--------------|----------|----------|------------------|-------|
| MEA PRIMARY CARE PLUS BYRAM | | | 1 | 100% | 1 |
| WAKULLA COUNTY HEALTH DEPARTMENT | | 1 | | | 1 |
| REEVES COUNTY HOSPITAL DISTRICT | | | 1 | 100% | 1 |
| EASTERN FLORIDA STATE COLLEGE – PALM BAY CAMPUS□ | | | 1 | 100% | 1 |
| CARESOUTH HHA HOLDINGS OF THE TREASURE COAST LLC | | | 1 | 100% | 1 |
| Lab MSMC Hialeah | | | 1 | 100% | 1 |
| MEDEXPRESS URGENT CARE - MBURG COMMONS | | 1 | | | 1 |
| BRIGHAM AND WOMEN'S HOSPITAL | | | 1 | 100% | 1 |
| CYPRESS VILLAGE REHAB CENTER | | 1 | | | 1 |
| Brio of Johnston | | 1 | | | 1 |
| SOUTHWOOD NURSING & RETIREMENT CENTER | | 1 | | | 1 |
| SOUTH LAKE FAMILY HEALTH CENTER | | | 1 | 100% | 1 |
| ADVENT HEALTH CENTRAL TEXAS | | 1 | | | 1 |
| Mountain View Manor | | | 1 | 100% | 1 |
| MOORE CLINICAL RESEARCH INC | | | 1 | 100% | 1 |
| PARRISH MEDICAL GROUP | | | 1 | 100% | 1 |
| UNIVERSITY OF BALTIMORE WASHINGTON MEDICAL CENTER | | | 1 | 100% | 1 |
| GIFFORD MEMORIAL HOSPITAL | | 1 | | | 1 |
| COVID TESTING LLC | | | 1 | 100% | 1 |
| ALL CARE URGENT CARE | | | 1 | 100% | 1 |
| CHRISTIANA HOSPITAL | | 1 | | | 1 |
| ROYAL PALM PEDIATRICS | | | 1 | 100% | 1 |
| MOBILE RESPONSE DIAGNOSTICS LLC | | 1 | | | 1 |
| ADVANCED RESEARCH AND DIAGNOSTIC LABORATORY UNIVERSITY OF MINNESOTA | | | 1 | 100% | 1 |
| PROGENESIS INC | | | 1 | 100% | 1 |
| SUMMERFIELD PAIN MANAGEMENT | | | 1 | 100% | 1 |
| ASHLEY CLINICAL DIAGNOSTIC LABORATORY | | | 1 | 100% | 1 |
| BASCOM PALMER EYE INSTITUTE | | | 1 | 100% | 1 |
| NEW YORK CITY DEPARTMENT OF HEALTH | | | 1 | 100% | 1 |
| CARTERSVILLE MEDICAL CENTER | | | 1 | 100% | 1 |
| CAREWELL JW - WORCESTER LNC | | | 1 | 100% | 1 |
| CAREHERE HUDSON BAY | | | 1 | 100% | 1 |
| AZALEALAND NURSING HOME | | 1 | | | 1 |
| PULSE MEDICAL GROUP INC | | | 1 | 100% | 1 |
| STAMFORD HOSPITAL | | | 1 | 100% | 1 |
| Niles Nursing and Rehab. Center | | 1 | | | 1 |
| HENDRY REGIONAL CONVENIENT CARE CENTER | | | 1 | 100% | 1 |
| ADVANCE MD CARE | | | 1 | 100% | 1 |
| MED EXPRESS URGENT CARE PC - MARYLAND | | 1 | | | 1 |
| Manassas Health & Rehab | | | 1 | 100% | 1 |
| ST. PETERSBURG PEDIATRICS- 38TH AVENUE | | | 1 | 100% | 1 |
| SIGNATURE CARE COLLEGE STATION | | | 1 | 100% | 1 |
| EXPEDIAN URGENT CARE | | | 1 | 100% | 1 |
| BEAUMONT REFERENCE LABORATORY | | | 1 | 100% | 1 |
| MEDEXPRESS URGENT CARE-MT PLEASANT | | | 1 | 100% | 1 |
| SPECIALTY DRUG TESTING | | | 1 | 100% | 1 |
| Broomall Manor | | 1 | | | 1 |

COVID-19: testing by laboratory

Data through Dec 10, 2020 verified as of Dec 11, 2020 at 09:25 AM

Data in this report are provisional and subject to change.

The numbers in the table below represent the number of Florida and non-Florida residents for whom test results were received by the Department of Health. A person can be tested by more than one laboratory and can have both positive and negative results. **Therefore, the sum of the numbers in each column will be larger than the total number of people tested.**

| Reporting lab | Inconclusive | Negative | Positive | Percent positive | Total |
|--|--------------|----------|----------|------------------|-------|
| Glen Oaks Health and REhabilitation | | 1 | | | 1 |
| MT CARMEL PHARMACY INC | | 1 | | | 1 |
| OCEAN MEDICAL CENTER | | 1 | | | 1 |
| MAINE CENTER FOR DISEASE CONTROL AND PREVENTION | | | 1 | 100% | 1 |
| SCIENCE CARE | | | 1 | 100% | 1 |
| BAYCARE LABORATORIES | | | 1 | 100% | 1 |
| Medicalodges Neosho | | | 1 | 100% | 1 |
| HIGHLAND PARK LAKEWOOD PRESTON HOLLOW | | | 1 | 100% | 1 |
| BRIDGE DIAGNOSTICS | | | 1 | 100% | 1 |
| DOCTORS MEMORIAL HOSP HOME HEALTH CARE | | 1 | | | 1 |
| ADVENTHEALTH CENTRA CARE WINTER HAVEN | | | 1 | 100% | 1 |
| EXPRESS CARE OF THE SHOALS | | 1 | | | 1 |
| NORTHEAST PEDIATRICS | | | 1 | 100% | 1 |
| ARIZA WELLNESS CARE LLC | | | 1 | 100% | 1 |
| KANA MEDICAL | | | 1 | 100% | 1 |
| TAMPA INTERNATIONAL AIRPORT | | | 1 | 100% | 1 |
| LADY OF THE SEA HOSPITAL LAB | | | 1 | 100% | 1 |
| ST JOHNS MEDICAL CENTER | | 1 | | | 1 |
| OHIOHEALTH URGENT CARE | | | 1 | 100% | 1 |
| FAIRFIELD MEDICAL CENTER | | | 1 | 100% | 1 |
| Lemont Nursing and Rehab Center | | | 1 | 100% | 1 |
| VITAS HEALTH INC | | | 1 | 100% | 1 |
| CELEBRATION FAMILY PHYSICIANS LLC | | | 1 | 100% | 1 |
| PALMETTO PRIMARY CARE PHYSICIANS | | | 1 | 100% | 1 |
| Livingston County Center for Nursing and Rehabilitation | | 1 | | | 1 |
| MOUNT SINAI AVENTURA DIAGNOSTIC CENTER | | | 1 | 100% | 1 |
| NORTH CAROLINA STATE LABORATORY OF PUBLIC HEALTH, SPECTRUM LAB NETWORK | | | 1 | 100% | 1 |
| STANDIFER PLACE | | 1 | | | 1 |
| FAMILY MEDICAL CENTERS | | | 1 | 100% | 1 |
| SKYRIDGE CLINICAL ASSOCIATES | | 1 | | | 1 |
| FLORIDA MEDICAL CLINIC PA GI | | | 1 | 100% | 1 |
| MARION COUNTY HEALTH DEPARTMENT | | | 1 | 100% | 1 |
| TITUSVILLE TOWERS ASSISTED LIVING | | 1 | | | 1 |
| SAINT ALPHONSUS REGIONAL MEDICAL CENTER | | | 1 | 100% | 1 |
| PUBLIX PHARMACY #0332 | | 1 | | | 1 |
| SISTERS MISSION | | | 1 | 100% | 1 |
| BLUFFTON HEALTH CENTER | | | 1 | 100% | 1 |
| WARD MEMORIAL HOSPITAL | | 1 | | | 1 |
| FLEMING ISLAND CENTER FOR CLINICAL RESEARCH | | 1 | | | 1 |
| BEST MEDICAL CENTER | | 1 | | | 1 |
| MEDEXPRESS URGENT CARE, CHAMBERSBURG | | 1 | | | 1 |
| LEE PHYSICIAN GROUP | | | 1 | 100% | 1 |
| AUSTIN PUBLIC HEALTH | | | 1 | 100% | 1 |
| MERITUS MEDICAL CENTER | | | 1 | 100% | 1 |
| MISSOURI DEPARTMENT OF HEALTH AND SENIOR SERVICES - STATE PH LAB | | 1 | | | 1 |
| XSTREMEMD | | | 1 | 100% | 1 |
| PBC FOUND CARE INC | | | 1 | 100% | 1 |

COVID-19: testing by laboratory

Data through Dec 10, 2020 verified as of Dec 11, 2020 at 09:25 AM

Data in this report are provisional and subject to change.

The numbers in the table below represent the number of Florida and non-Florida residents for whom test results were received by the Department of Health. A person can be tested by more than one laboratory and can have both positive and negative results. **Therefore, the sum of the numbers in each column will be larger than the total number of people tested.**

| Reporting lab | Inconclusive | Negative | Positive | Percent positive | Total |
|---|--------------|----------|----------|------------------|-------|
| SPARTANBURG REGIONAL MEDICAL CENTER | | | 1 | 100% | 1 |
| RCP OF MEMORIAL WEST | | | 1 | 100% | 1 |
| MINUTECLINIC LLC #7225 | | | 1 | 100% | 1 |
| PUBLIX PHARMACY #1114 | | | 1 | 100% | 1 |
| LEE MEMORIAL HOSPITAL OUTPATIENT SURGERY CENTER | | | 1 | 100% | 1 |
| WEST VIRGINIA UNIVERSITY HOSPITALS | | | 1 | 100% | 1 |
| PRECISION CLINICAL RESEARCH | | | 1 | 100% | 1 |
| INTERNATIONAL MEDICAL LABORATORY INC | | 1 | | | 1 |
| WINCHESTER MEDICAL CENTER | | | 1 | 100% | 1 |
| FLORIDA FAMILY LABORATORY | | 1 | | | 1 |
| PANCARE HEALTH - PONCE DE LEON | | | 1 | 100% | 1 |
| FLORIDA HOSPITAL TRANSPLANT CENTER | | 1 | | | 1 |
| ROCKWALL URGENT CARE | | | 1 | 100% | 1 |
| JUPITER PEDIATRIC ASSOCIATES, PA | | | 1 | 100% | 1 |
| BELLE GLADES HEALTH CLINIC | | | 1 | 100% | 1 |
| TENNOVA HEALTHCARE - CLEVELAND | | | 1 | 100% | 1 |
| Kroger - KR070300083 | | | 1 | 100% | 1 |
| The Crossroads | | 1 | | | 1 |
| COMMUNITY MEDICAL CENTER | | | 1 | 100% | 1 |
| BRONSON METHODIST HOSPITAL | | | 1 | 100% | 1 |
| SPECTRUM LABORATORY | | | 1 | 100% | 1 |
| Florida Baptist Retirement Center | | 1 | | | 1 |
| YOUR KIDS URGENT CARE | | | 1 | 100% | 1 |
| OMNI HEALTHCARE INC | | | 1 | 100% | 1 |
| Mill Valley Care Center | | 1 | | | 1 |
| MEDEXPRESS URGENT CARE - FORT WORTH S | | 1 | | | 1 |
| KEY WEST HMA PHYSICIAN MANAGEMENT, LLC | | | 1 | 100% | 1 |
| Community Care Center of Heritage House, LLC | | | 1 | 100% | 1 |
| EXPRESS CARE OF TAMPA BAY LLC | | 1 | | | 1 |
| FLORIDA HOSPITAL LAB | | | 1 | 100% | 1 |
| Chateau Living Center | | | 1 | 100% | 1 |
| CHIEFLAND MEDICAL CENTER | | | 1 | 100% | 1 |
| WALKONCLINIC | | | 1 | 100% | 1 |
| BOULDER COMMUNITY HOSPITAL | | | 1 | 100% | 1 |
| COLONIAL MEDICAL CENTER-EAST ORLANDO | | | 1 | 100% | 1 |
| The Pines at Poughkeepsie Center for Nursing and Rehabilitation | | 1 | | | 1 |
| CFHC - FROSTPROOF | | | 1 | 100% | 1 |
| Masonic Medical Research Institute | | | 1 | 100% | 1 |
| PARK AVENUE PEDIATRICS PC | | 1 | | | 1 |
| COMPASSION PEDIATRICS | | | 1 | 100% | 1 |
| BL DIAGNOSTICS LLC | | | 1 | 100% | 1 |
| MIAMI CHILDRENS HOSPITAL MIDTOWN OUTPATIENT CENTER | | | 1 | 100% | 1 |
| ACCESS HEALTH CARE PHYSICIANS | | | 1 | 100% | 1 |
| ORANGE PARK PEDIATRICS | | | 1 | 100% | 1 |
| SWEDISH COVENANT HOSPITAL | | | 1 | 100% | 1 |
| DIXITKUMAR N MODI MD PA | | | 1 | 100% | 1 |
| WALKIN MEDICAL URGENT CARE,NEW CITY | | | 1 | 100% | 1 |

COVID-19: testing by laboratory

Data through Dec 10, 2020 verified as of Dec 11, 2020 at 09:25 AM

Data in this report are provisional and subject to change.

The numbers in the table below represent the number of Florida and non-Florida residents for whom test results were received by the Department of Health. A person can be tested by more than one laboratory and can have both positive and negative results. **Therefore, the sum of the numbers in each column will be larger than the total number of people tested.**

| Reporting lab | Inconclusive | Negative | Positive | Percent positive | Total |
|--|--------------|------------|-----------|------------------|------------|
| MINUTECLINIC LLC #4024 | | | 1 | 100% | 1 |
| CAH ACQUISITION COMPANY 11 LLC | | | 1 | 100% | 1 |
| FLORIDA DEPT OF HEALTH IN BREVARD COUNTY | | 1 | | | 1 |
| CAREMED CLINIC LLC | | | 1 | 100% | 1 |
| WELLCARE URGENT CARE | | | 1 | 100% | 1 |
| WALGREENS #06025 | | 1 | | | 1 |
| GATEWAY LABORATORIES | | 1 | | | 1 |
| FLORIDA DEPARTMENT OF HEALTH PALM BEACH COUNTY | | | 1 | 100% | 1 |
| HABANA HEALTH CARE CENTER | | | 1 | 100% | 1 |
| SOS MOBILE MEDICAL CARE LLC | | 1 | | | 1 |
| TENNESSEE VALLEY HCS | | | 1 | 100% | 1 |
| BAPTIST HOSPITAL EMPLOYEE HEALTH OFF | | | 1 | 100% | 1 |
| MOUNT SINAI MEDICAL CENTER AVENTURA ER | | | 1 | 100% | 1 |
| SHELBYVILLE HOSPITAL COMPANY | | 1 | | | 1 |
| A.G. Rhodes | | 1 | | | 1 |
| HEALTHQUEST, INC | | | 1 | 100% | 1 |
| ALLIED PEDIATRICS & FAMILY MEDICINE | | | 1 | 100% | 1 |
| ALLEGANY COUNTY DEPARTMENT OF HEALTH | | 1 | | | 1 |
| MEDEXPRESS URGENT CARE - SOUTH CHARLESTON | | 1 | | | 1 |
| Total | 55,122 | 10,653,469 | 1,412,194 | 12% | 12,120,785 |