

COVID-19: summary of cases and monitoring

Data through Dec 9, 2020 verified as of Dec 10, 2020 at 09:25 AM

Data in this report are provisional and subject to change.

Cases: people with positive PCR or antigen test result		Cases: people with positive PCR or antigen test result	
Total cases		Risk factors for Florida residents	
Florida residents	1,076,547	Traveled	9,848
Non-Florida residents	18,150	Contact with a known case	413,223
Type of testing		Traveled and contact with a known case	12,147
Florida residents	1,076,547	Neither	641,329
Positive by BPHL/CDC	41,020	No travel and no contact	136,881
Positive by commercial/hospital lab	1,035,527	Travel is unknown	354,625
PCR positive	964,381	Contact is unknown	259,181
Antigen positive	112,166	Contact is pending	211,942
Non-Florida residents	18,150	Travel can be unknown and contact can be unknown or pending for the same case, these numbers will sum to more than the "neither" total.	
Positive by BPHL/CDC	528		
Positive by commercial/hospital lab	17,622		
PCR positive	14,613		
Antigen positive	3,537		
Characteristics			
Florida residents hospitalized	57,468		
Florida resident deaths	19,591		
Non-Florida resident deaths	260		
Hospitalized counts include anyone who was hospitalized at some point during their illness. It does not reflect the number of people currently hospitalized.			
More information on deaths identified through death certificate data is available on the National Center for Health Statistics website at www.cdc.gov/nchs/nvss/vsrr/COVID19/index.htm .			

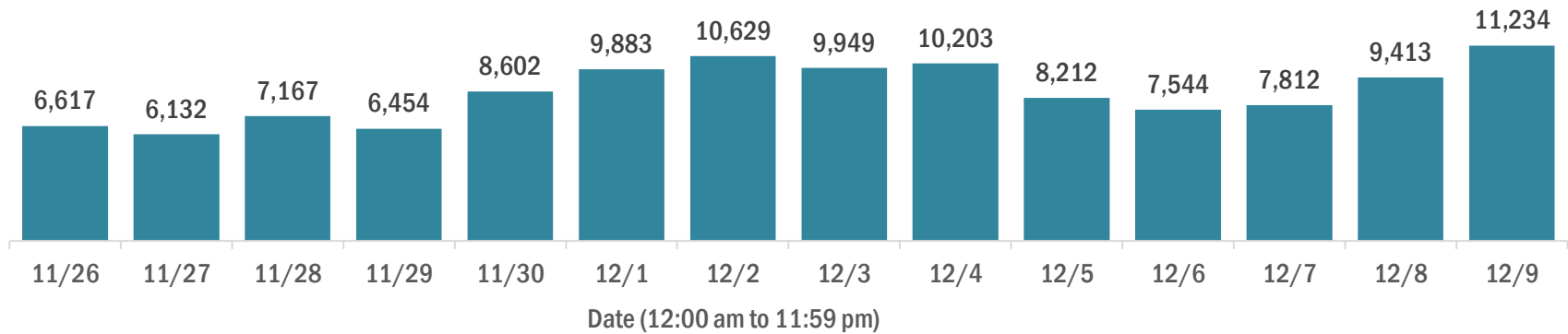
COVID-19: summary of laboratory testing

Data through Dec 9, 2020 verified as of Dec 10, 2020 at 09:25 AM

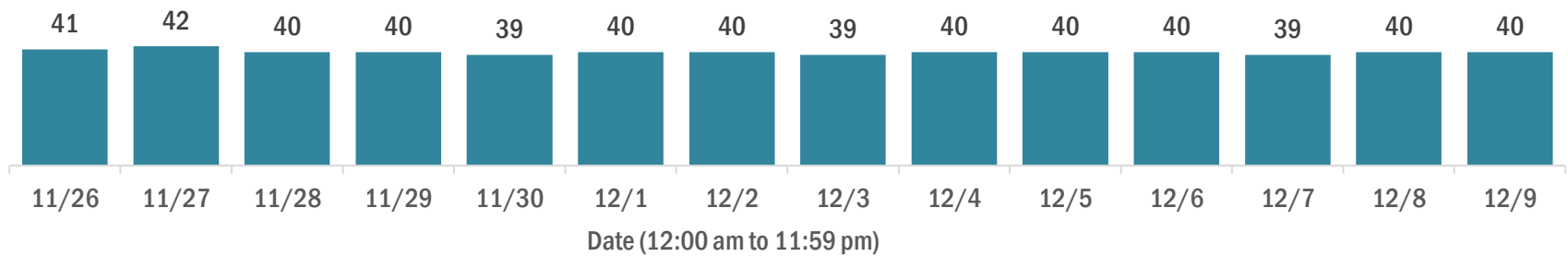
Data in this report are provisional and subject to change.

Cases in Florida residents per day for the past 2 weeks

Number of cases per day



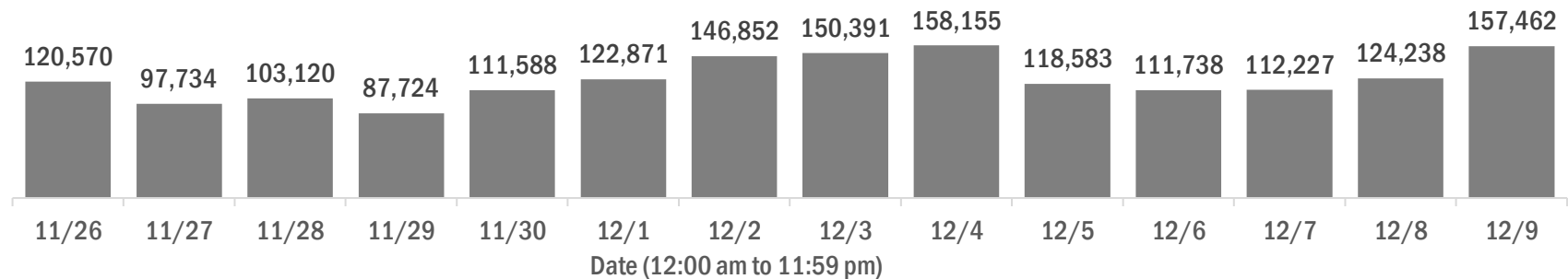
Median age of cases by day



Laboratory testing for Florida residents over the past 2 weeks

Number of Florida residents tested per day

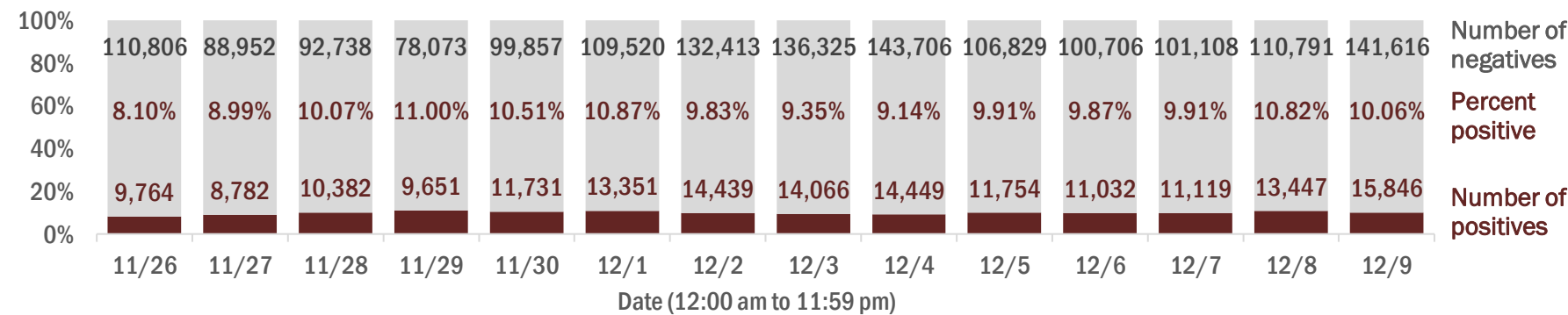
These counts include the number of people for whom the Department received PCR or antigen laboratory results by day. People tested on multiple days will be included for each day a new result was received. A person is only counted once for each day they are tested, regardless of whether multiple specimens are tested or multiple results are received.



Number and percent of Florida residents with positive test results

The percent of positive results ranged from 8.10% to 11.00% over the past 2 weeks and was 10.06% yesterday.

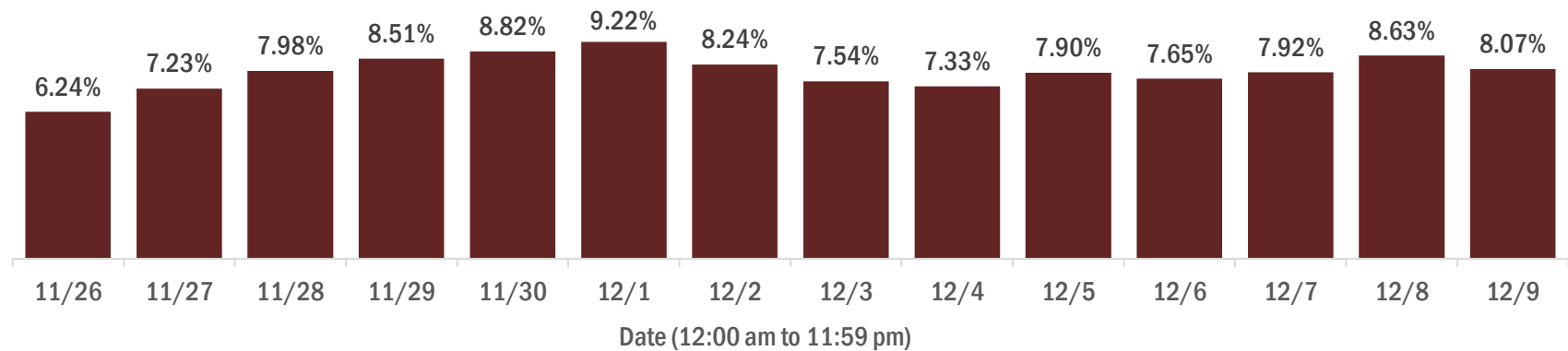
These counts include the number of people for whom the Department received PCR or antigen laboratory results by day. People tested on multiple days will be included for each day a new result was received. A person is only counted once for each day they are tested, regardless of whether multiple specimens are tested or multiple results are received. If a person has a positive specimen and a negative specimen in the same day, only the positive result is counted.



Percent positivity for new cases in Florida residents

The percent of positive results ranged from 6.24% to 9.22% over the past 2 weeks and was 8.07% yesterday.

This percent is the number of people who test PCR- or antigen-positive for the first time divided by all the people tested that day, excluding people who have previously tested positive.



COVID-19: characteristics of 1,076,547 Florida resident cases

Data through Dec 9, 2020 verified as of Dec 10, 2020 at 09:25 AM

Data in this report are provisional and subject to change.

Age group	Cases		Hospitalizations		Deaths	
0-4 years	18,754	2%	383	1%	0	0%
5-14 years	53,603	5%	351	1%	5	0%
15-24 years	172,873	16%	1,535	3%	33	0%
25-34 years	195,835	18%	3,125	5%	114	1%
35-44 years	169,179	16%	4,692	8%	329	2%
45-54 years	165,905	15%	7,038	12%	772	4%
55-64 years	140,172	13%	10,017	17%	2,159	11%
65-74 years	85,798	8%	11,610	20%	4,185	21%
75-84 years	48,277	4%	11,094	19%	5,792	30%
85+ years	25,075	2%	7,618	13%	6,202	32%
Unknown	1,076	0%	5	0%	0	0%
Total	1,076,547		57,468		19,591	

Gender	Cases	
Female	555,617	52%
Male	514,237	48%
Unknown	6,693	1%
Total	1,076,547	

Ethnicity	Cases		Hospitalizations		Deaths	
Hispanic	332,880	31%	15,654	27%	4,848	25%
Non-Hispanic	490,264	46%	38,796	68%	13,381	68%
Unknown	253,403	24%	3,018	5%	1,362	7%
Total	1,076,547		57,468		19,591	

Race and ethnicity	Cases		Hospitalizations		Deaths	
White	553,881	51%	36,136	63%	13,887	71%
Hispanic	220,008	20%	10,988	19%	3,854	20%
Non-Hispanic	296,851	28%	23,958	42%	9,374	48%
Unknown	37,022	3%	1,190	2%	659	3%
Black	147,712	14%	12,690	22%	3,531	18%
Hispanic	7,882	1%	531	1%	136	1%
Non-Hispanic	128,135	12%	11,864	21%	3,260	17%
Unknown	11,695	1%	295	1%	135	1%
Other race	147,942	14%	6,834	12%	1,543	8%
Hispanic	76,356	7%	3,748	7%	727	4%
Non-Hispanic	51,403	5%	2,777	5%	686	4%
Unknown	20,183	2%	309	1%	130	1%
Unknown race	227,012	21%	1,808	3%	630	3%
Hispanic	28,634	3%	387	1%	131	1%
Non-Hispanic	13,875	1%	197	0%	61	0%
Unknown	184,503	17%	1,224	2%	438	2%
Total	1,076,547		57,468		19,591	

Hospitalization counts include anyone who was hospitalized at some point during their illness. It does not reflect the number of people currently hospitalized. **Other race** includes any person with a race of American Indian/Alaskan native, Asian, native Hawaiian/Pacific Islander, or other.

COVID-19: deaths in Florida residents and staff of long-term care facilities

Data through Dec 9, 2020 verified as of Dec 10, 2020 at 09:25 AM

Data in this report are provisional and subject to change.

For current cases in residents or staff of long-term care facilities, please visit: <https://floridahealthcovid19.gov/>

County	Deaths		County	Deaths		County	Deaths	
Dade	877	<div></div> 12%	Osceola	99	<div></div> 1%	Gadsden	12	<div></div> 0%
Palm Beach	774	<div></div> 10%	Okaloosa	96	<div></div> 1%	Washington	12	<div></div> 0%
Pinellas	634	<div></div> 8%	Charlotte	93	<div></div> 1%	Gilchrist	11	<div></div> 0%
Broward	487	<div></div> 6%	Citrus	74	<div></div> 1%	Baker	9	<div></div> 0%
Hillsborough	427	<div></div> 6%	Clay	73	<div></div> 1%	Jefferson	8	<div></div> 0%
Polk	350	<div></div> 5%	Indian River	71	<div></div> 1%	Lafayette	8	<div></div> 0%
Lee	278	<div></div> 4%	Jackson	69	<div></div> 1%	Gulf	7	<div></div> 0%
Brevard	263	<div></div> 3%	Leon	57	<div></div> 1%	Calhoun	6	<div></div> 0%
Duval	262	<div></div> 3%	Suwannee	53	<div></div> 1%	Desoto	4	<div></div> 0%
Sarasota	246	<div></div> 3%	Highlands	49	<div></div> 1%	Bradford	3	<div></div> 0%
Orange	239	<div></div> 3%	St. Johns	49	<div></div> 1%	Flagler	3	<div></div> 0%
Volusia	190	<div></div> 2%	Bay	41	<div></div> 1%	Holmes	3	<div></div> 0%
St. Lucie	184	<div></div> 2%	Alachua	36	<div></div> 0%	Monroe	3	<div></div> 0%
Seminole	176	<div></div> 2%	Columbia	35	<div></div> 0%	Taylor	3	<div></div> 0%
Marion	174	<div></div> 2%	Sumter	29	<div></div> 0%	Hardee	2	<div></div> 0%
Escambia	153	<div></div> 2%	Nassau	28	<div></div> 0%	Levy	2	<div></div> 0%
Manatee	149	<div></div> 2%	Santa Rosa	23	<div></div> 0%	Dixie	1	<div></div> 0%
Collier	135	<div></div> 2%	Hendry	20	<div></div> 0%	Liberty	1	<div></div> 0%
Pasco	123	<div></div> 2%	Putnam	20	<div></div> 0%			
Martin	115	<div></div> 2%	Walton	17	<div></div> 0%			
Hernando	109	<div></div> 1%	Madison	16	<div></div> 0%			
Lake	104	<div></div> 1%	Okeechobee	16	<div></div> 0%			
						Total	7,611	

Note: cases are summarized by the county of usual residence. Residents and staff may be cases associated with facilities that are not in their county of usual residence, resulting in cases being included below for counties that do not have facilities with known cases.

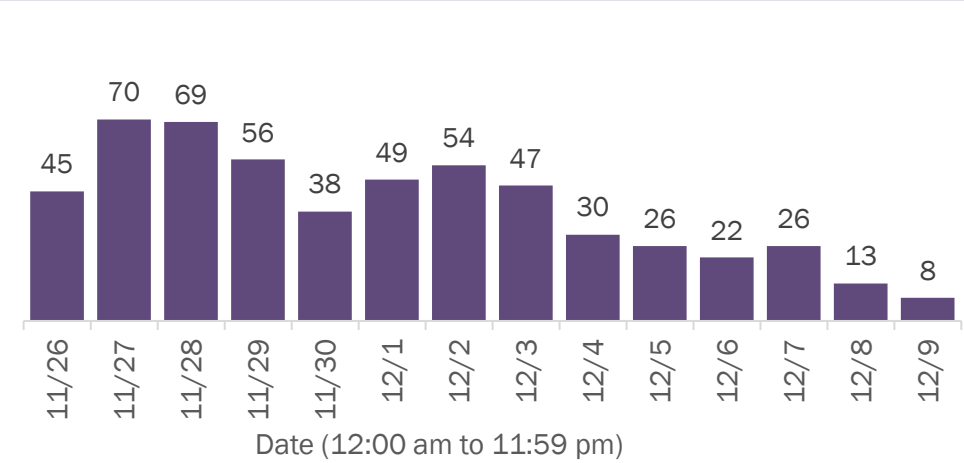
COVID-19: cases in Florida residents who have died

Data through Dec 9, 2020 verified as of Dec 10, 2020 at 09:25 AM

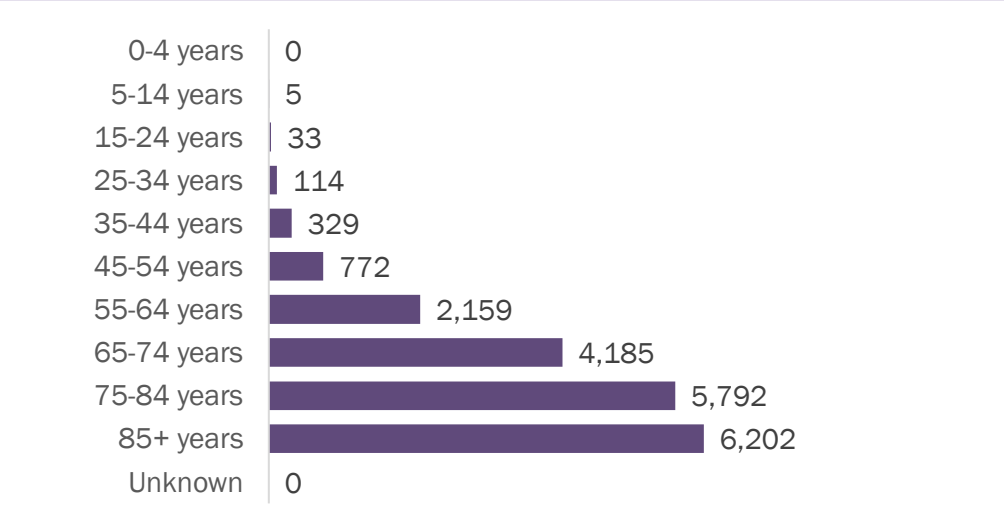
Data in this report are provisional and subject to change.

Demographics for all identified COVID-19 deaths: 19,591

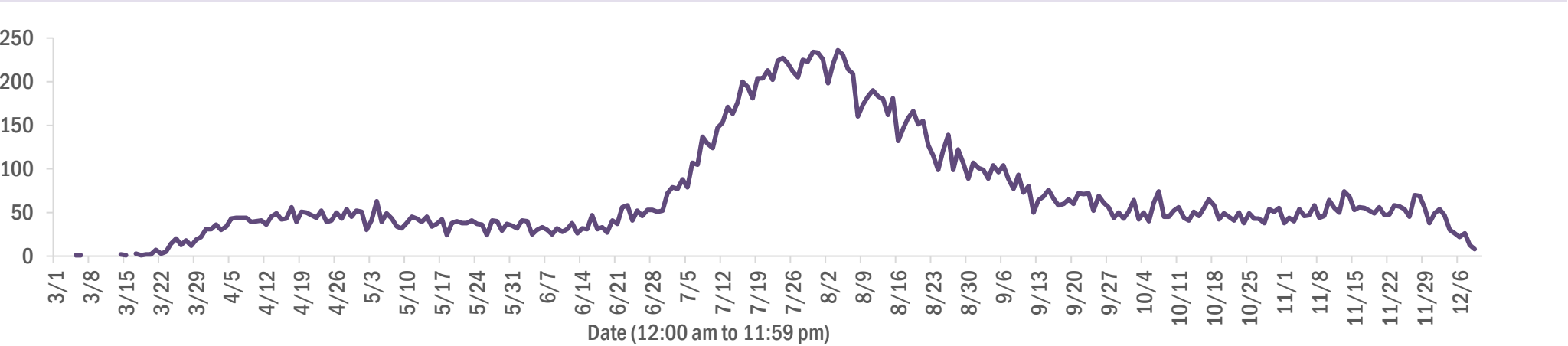
Deaths by date of death for the past 2 weeks



Deaths by age group



Deaths by date of death since March 2020



Age group	Deaths	Cases	Case fatality rate	Mortality rate per 100,000 population
0-4 years	0	18,754	0.0%	0.0
5-14 years	5	53,603	0.0%	0.2
15-24 years	33	172,873	0.0%	1.3
25-34 years	114	195,835	0.1%	4.0
35-44 years	329	169,179	0.2%	12.6
45-54 years	772	165,905	0.5%	27.7
55-64 years	2,159	140,172	1.5%	74.6
65-74 years	4,185	85,798	4.9%	172.5
75-84 years	5,792	48,277	12.0%	412.5
85+ years	6,202	25,075	24.7%	1073.9
Unknown	0	1,076	0.0%	
Total	19,591	1,076,547	1.8%	90.7

Race	Deaths	Cases	Case fatality rate	Mortality rate per 100,000 population
Black	3,531	147,712	2.4%	96.5
White	13,887	553,881	2.5%	83.2
Other	1,543	147,942	1.0%	124.0
Unknown	630	227,012	0.3%	
Total	19,591	1,076,547	1.8%	90.7

Gender	Deaths	Cases	Case fatality rate	Mortality rate per 100,000 population
Female	8,654	555,617	1.6%	78.4
Male	10,935	514,237	2.1%	103.6
Unknown	2	6,693	0.0%	
Total	19,591	1,076,547	1.8%	90.7

Ethnicity	Deaths	Cases	Case fatality rate	Mortality rate per 100,000 population
Hispanic	4,848	332,880	1.5%	85.4
Non-Hispanic	13,381	490,264	2.7%	84.0
Unknown	1,362	253,403	0.5%	
Total	19,591	1,076,547	1.8%	90.7

COVID-19: characteristics of 1,094,697 cases

Data through Dec 9, 2020 verified as of Dec 10, 2020 at 09:25 AM

Data in this report are provisional and subject to change.

Tables below include cases in Florida residents and non-Florida residents.

All 67 Florida counties have cases:

County	FL resident cases		Non-FL resident cases	Total cases	FL resident deaths	FL death rate
Dade	248,484	<div></div> 23%	2,799	251,283	3,943	1.6%
Broward	116,307	<div></div> 11%	1,218	117,525	1,721	1.5%
Palm Beach	70,087	<div></div> 7%	879	70,966	1,756	2.5%
Hillsborough	62,823	<div></div> 6%	516	63,339	977	1.6%
Orange	61,298	<div></div> 6%	399	61,697	677	1.1%
Duval	47,953	<div></div> 4%	779	48,732	664	1.4%
Pinellas	35,747	<div></div> 3%	679	36,426	942	2.6%
Lee	32,636	<div></div> 3%	795	33,431	610	1.9%
Polk	30,176	<div></div> 3%	189	30,365	717	2.4%
Osceola	20,553	<div></div> 2%	265	20,818	266	1.3%
Collier	19,033	<div></div> 2%	463	19,496	303	1.6%
Manatee	18,090	<div></div> 2%	261	18,351	393	2.2%
Escambia	16,233	<div></div> 2%	2,005	18,238	328	2.0%
Volusia	17,833	<div></div> 2%	209	18,042	388	2.2%
Brevard	17,081	<div></div> 2%	152	17,233	465	2.7%
Pasco	16,820	<div></div> 2%	168	16,988	311	1.8%
Leon	15,977	<div></div> 1%	485	16,462	153	1.0%
Sarasota	14,907	<div></div> 1%	435	15,342	421	2.8%
Seminole	14,673	<div></div> 1%	92	14,765	291	2.0%
Marion	14,373	<div></div> 1%	51	14,424	413	2.9%
Alachua	13,646	<div></div> 1%	136	13,782	106	0.8%
Lake	11,678	<div></div> 1%	120	11,798	265	2.3%
St. Lucie	11,692	<div></div> 1%	46	11,738	377	3.2%
Okaloosa	10,213	<div></div> 1%	113	10,326	176	1.7%
St. Johns	9,780	<div></div> 1%	162	9,942	103	1.1%
Bay	9,026	<div></div> 1%	366	9,392	180	2.0%
Clay	8,850	<div></div> 1%	20	8,870	162	1.8%
Santa Rosa	8,375	<div></div> 1%	106	8,481	109	1.3%
Martin	6,631	<div></div> 1%	79	6,710	185	2.8%
Charlotte	5,781	<div></div> 1%	59	5,840	207	3.6%
Hernando	5,661	<div></div> 1%	31	5,692	238	4.2%
Indian River	5,365	<div></div> 0%	52	5,417	143	2.7%
Citrus	5,320	<div></div> 0%	30	5,350	188	3.5%
Columbia	5,011	<div></div> 0%	20	5,031	103	2.1%
Highlands	4,147	<div></div> 0%	31	4,178	180	4.3%

County	FL resident cases		Non-FL resident cases	Total cases	FL resident deaths	FL death rate
Jackson	4,030	<div></div> 0%	52	4,082	102	2.5%
Walton	3,673	<div></div> 0%	381	4,054	39	1.1%
Sumter	3,871	<div></div> 0%	22	3,893	101	2.6%
Monroe	3,605	<div></div> 0%	125	3,730	28	0.8%
Nassau	3,301	<div></div> 0%	281	3,582	61	1.8%
Suwannee	3,453	<div></div> 0%	25	3,478	87	2.5%
Gadsden	3,451	<div></div> 0%	12	3,463	58	1.7%
Putnam	3,087	<div></div> 0%	7	3,094	62	2.0%
Unknown	210	<div></div> 0%	2,815	3,025	0	0.0%
Flagler	2,940	<div></div> 0%	28	2,968	46	1.6%
Hendry	2,684	<div></div> 0%	11	2,695	45	1.7%
Desoto	2,556	<div></div> 0%	9	2,565	41	1.6%
Baker	2,135	<div></div> 0%	10	2,145	34	1.6%
Okeechobee	2,123	<div></div> 0%	14	2,137	45	2.1%
Hardee	1,830	<div></div> 0%	8	1,838	20	1.1%
Wakulla	1,753	<div></div> 0%	9	1,762	18	1.0%
Taylor	1,719	<div></div> 0%	4	1,723	22	1.3%
Washington	1,604	<div></div> 0%	16	1,620	27	1.7%
Levy	1,535	<div></div> 0%	7	1,542	16	1.0%
Bradford	1,518	<div></div> 0%	3	1,521	22	1.4%
Lafayette	1,381	<div></div> 0%	0	1,381	20	1.4%
Madison	1,360	<div></div> 0%	18	1,378	28	2.1%
Holmes	1,271	<div></div> 0%	22	1,293	17	1.3%
Union	1,285	<div></div> 0%	0	1,285	61	4.7%
Gulf	1,110	<div></div> 0%	15	1,125	24	2.2%
Hamilton	1,033	<div></div> 0%	9	1,042	12	1.2%
Dixie	990	<div></div> 0%	3	993	11	1.1%
Calhoun	963	<div></div> 0%	2	965	22	2.3%
Franklin	829	<div></div> 0%	13	842	4	0.5%
Gilchrist	840	<div></div> 0%	0	840	20	2.4%
Jefferson	799	<div></div> 0%	17	816	12	1.5%
Glades	711	<div></div> 0%	1	712	11	1.5%
Liberty	637	<div></div> 0%	1	638	14	2.2%
Total	1,076,547		18,150	1,094,697	19,591	1.8%

COVID-19: characteristics of 1,076,547 Florida resident cases

Data through Dec 9, 2020 verified as of Dec 10, 2020 at 09:25 AM

Data in this report are provisional and subject to change.

The table below includes the cities and counties of residence for cases in Florida residents based on the patient's ZIP Code. Note that city is not always received as part of the initial notification and may be missing while the case is being investigated.

City and county	Cases
Miami, Dade	144,202
Orlando, Orange	46,253
Jacksonville, Duval	44,906
Tampa, Hillsborough	37,625
Hialeah, Dade	33,960
Fort Lauderdale, Broward	26,739
Hollywood, Broward	22,541
West Palm Beach, Palm Beach	17,316
Kissimmee, Osceola	15,867
Naples, Collier	15,548
Tallahassee, Leon	15,099
Homestead, Dade	14,675
Saint Petersburg, Pinellas	13,892
Pensacola, Escambia	13,318
Fort Myers, Lee	13,170
Pompano Beach, Broward	12,472
Bradenton, Manatee	12,040
Boca Raton, Palm Beach	11,859
Gainesville, Alachua	11,274
Ocala, Marion	11,084
Lakeland, Polk	10,370
Sarasota, Sarasota	9,536
Lake Worth, Palm Beach	8,922
Cape Coral, Lee	7,959
Port Saint Lucie, St. Lucie	7,608
Miramar, Broward	7,429
Clearwater, Pinellas	6,996
Miami Beach, Dade	6,688
Miami Gardens, Dade	6,668
Boynton Beach, Palm Beach	6,566
Coral Springs, Broward	5,935
Panama City, Bay	5,823
Saint Augustine, St. Johns	5,355
Winter Haven, Polk	5,347
Melbourne, Brevard	5,297
Lehigh Acres, Lee	5,235
Delray Beach, Palm Beach	5,122
Doral, Dade	4,935
Davie, Broward	4,731
Lake City, Columbia	4,660
Sunrise, Broward	4,411
Coral Gables, Dade	4,392
Milton, Santa Rosa	4,336
Riverview, Hillsborough	4,298
Vero Beach, Indian River	4,110
Fort Pierce, St. Lucie	4,012
Daytona Beach, Volusia	3,999
Saint Cloud, Osceola	3,939
Palm Bay, Brevard	3,764
Largo, Pinellas	3,759
Brandon, Hillsborough	3,714
Plantation, Broward	3,713
New Port Richey, Pasco	3,690
Orange Park, Clay	3,667
Plant City, Hillsborough	3,610
North Miami Beach, Dade	3,590
Apopka, Orange	3,560
Weston, Broward	3,501
Miami Lakes, Dade	3,436

COVID-19: characteristics of 1,076,547 Florida resident cases

Data through Dec 9, 2020 verified as of Dec 10, 2020 at 09:25 AM

Data in this report are provisional and subject to change.

The table below includes the cities and counties of residence for cases in Florida residents based on the patient's ZIP Code. Note that city is not always received as part of the initial notification and may be missing while the case is being investigated.

City and county	Cases
Deerfield Beach, Broward	3,409
Jupiter, Palm Beach	3,351
Spring Hill, Hernando	3,284
Stuart, Martin	3,224
Sanford, Seminole	3,220
Clermont, Lake	3,134
Fort Walton Beach, Okaloosa	3,088
Deltona, Volusia	2,988
Tamarac, Broward	2,960
Port Charlotte, Charlotte	2,948
Davenport, Polk	2,870
Live Oak, Suwannee	2,827
Cutler Ridge, Dade	2,734
Opa Locka, Dade	2,721
Winter Garden, Orange	2,663
Palm Beach Gardens, Palm Beach	2,654
Immokalee, Collier	2,631
Crestview, Okaloosa	2,631
Deland, Volusia	2,595
Palmetto, Manatee	2,586
Coconut Creek, Broward	2,530
Margate, Broward	2,523
Wesley Chapel, Pasco	2,505
Land O Lakes, Pasco	2,493
Arcadia, Desoto	2,491
Palm Coast, Flagler	2,444
Oviedo, Seminole	2,400
Winter Park, Orange	2,392
Wellington, Palm Beach	2,364
Palm Harbor, Pinellas	2,324
Hallandale, Broward	2,273
Altamonte Springs, Seminole	2,253
Venice, Sarasota	2,194
Haines City, Polk	2,178
Sebring, Highlands	2,167
Okeechobee, Okeechobee	2,116
Key West, Monroe	2,072
Brooksville, Hernando	2,071
Lake Worth Beach, Palm Beach	2,069
North Port, Sarasota	2,066
Punta Gorda, Charlotte	2,064
Bonita Springs, Lee	2,062
Middleburg, Clay	2,057
Lutz, Hillsborough	2,016
Ocoee, Orange	1,985
North Lauderdale, Broward	1,940
Pembroke Pines, Broward	1,940
Leesburg, Lake	1,902
Valrico, Hillsborough	1,899
Seminole, Pinellas	1,884
North Miami, Dade	1,869
Port Orange, Volusia	1,811
Ruskin, Hillsborough	1,792
Quincy, Gadsden	1,758
Pinellas Park, Pinellas	1,755
Longwood, Seminole	1,710
Zephyrhills, Pasco	1,684
Jacksonville Beach, Duval	1,675
Ormond Beach, Volusia	1,653

COVID-19: characteristics of 1,076,547 Florida resident cases

Data through Dec 9, 2020 verified as of Dec 10, 2020 at 09:25 AM

Data in this report are provisional and subject to change.

The table below includes the cities and counties of residence for cases in Florida residents based on the patient's ZIP Code. Note that city is not always received as part of the initial notification and may be missing while the case is being investigated.

City and county	Cases
Windermere, Orange	1,652
Saint Johns, St. Johns	1,652
Oakland Park, Broward	1,632
Perry, Taylor	1,617
Crawfordville, Wakulla	1,589
Cocoa, Brevard	1,552
Niceville, Okaloosa	1,550
Dade City, Pasco	1,541
Casselberry, Seminole	1,537
Navarre, Santa Rosa	1,533
Green Cove Springs, Clay	1,509
Marianna, Jackson	1,497
Bartow, Polk	1,489
Clewiston, Hendry	1,484
Royal Palm Beach, Palm Beach	1,478
Gulf Breeze, Santa Rosa	1,469
Cantonment, Escambia	1,464
Palatka, Putnam	1,458
Kissimmee, Polk	1,431
Hudson, Pasco	1,412
The Villages, Sumter	1,393
North Fort Myers, Lee	1,388
Crossings, Dade	1,371
Defuniak Springs, Walton	1,364
Coconut Grove, Dade	1,364
Mayo, Lafayette	1,364
Inverness, Citrus	1,345
Lake Mary, Seminole	1,337
Port Richey, Pasco	1,333
Missing, Dade	1,319
Auburndale, Polk	1,316
Panama City Beach, Bay	1,310
Carol City, Dade	1,304
Wimauma, Hillsborough	1,299
Ponte Vedra Beach, St. Johns	1,295
Chipley, Washington	1,291
Lynn Haven, Bay	1,290
Aventura, Dade	1,264
Fernandina Beach, Nassau	1,260
Titusville, Brevard	1,255
Lake Wales, Polk	1,254
Tarpon Springs, Pinellas	1,245
Belle Glade, Palm Beach	1,235
Starke, Bradford	1,193
Santa Rosa Beach, Walton	1,193
New Smyrna Beach, Volusia	1,172
Winter Springs, Seminole	1,157
Merritt Island, Brevard	1,156
Cooper City, Broward	1,130
Fleming Island, Clay	1,121
Loxahatchee, Palm Beach	1,120
Labelle, Hendry	1,118
Estero, Lee	1,114
Biscayne Park, Dade	1,105
Avon Park, Highlands	1,099
Sarasota, Manatee	1,095
Destin, Okaloosa	1,092
Key Biscayne, Dade	1,084
Wauchula, Hardee	1,067

COVID-19: characteristics of 1,076,547 Florida resident cases

Data through Dec 9, 2020 verified as of Dec 10, 2020 at 09:25 AM

Data in this report are provisional and subject to change.

The table below includes the cities and counties of residence for cases in Florida residents based on the patient's ZIP Code. Note that city is not always received as part of the initial notification and may be missing while the case is being investigated.

City and county	Cases
Parkland, Broward	1,065
Dunedin, Pinellas	1,063
Indiantown, Martin	1,027
Palm City, Martin	1,027
Parrish, Manatee	1,007
Holiday, Pasco	1,004
Rockledge, Brevard	980
Mulberry, Polk	978
Tavares, Lake	976
Graceville, Jackson	972
Century, Escambia	970
Seffner, Hillsborough	965
Eustis, Lake	964
Riviera Beach, Palm Beach	960
Bonifay, Holmes	956
Madison, Madison	951
Florida City, Dade	947
Lake Butler, Union	939
Macclenny, Baker	921
Odessa, Hillsborough	914
Mount Dora, Lake	904
El Portal, Dade	901
Crystal River, Citrus	882
Everglades National Park, Dade	871
Orange City, Volusia	861
Lake Placid, Highlands	823
Dania, Broward	821
Groveland, Lake	813
Maitland, Orange	789
Sanderson, Baker	785
Dover, Hillsborough	781
Lithia, Hillsborough	765
Gibsonton, Hillsborough	759
Homosassa, Citrus	748
Yulee, Nassau	743
Atlantic Beach, Duval	741
Pinecrest, Dade	738
Monticello, Jefferson	735
Coleman, Sumter	726
Ponte Vedra, St. Johns	720
Jasper, Hamilton	716
Hobe Sound, Martin	711
Olympia Heights, Dade	705
Summerfield, Marion	705
Uleta, Dade	704
Pace, Santa Rosa	687
Lantana, Palm Beach	678
Palm Springs, Palm Beach	676
Coral, Dade	675
Sebastian, Indian River	672
Moore Haven, Glades	669
Oldsmar, Pinellas	664
Alachua, Alachua	657
Blountstown, Calhoun	653
Callahan, Nassau	652
Havana, Gadsden	642
South Miami, Dade	641
Lecanto, Citrus	639
North Palm Beach, Palm Beach	634

COVID-19: characteristics of 1,076,547 Florida resident cases

Data through Dec 9, 2020 verified as of Dec 10, 2020 at 09:25 AM

Data in this report are provisional and subject to change.

The table below includes the cities and counties of residence for cases in Florida residents based on the patient's ZIP Code. Note that city is not always received as part of the initial notification and may be missing while the case is being investigated.

City and county	Cases
Debary, Volusia	632
Sun City Center, Hillsborough	631
Apollo Beach, Hillsborough	622
Wewahitchka, Gulf	620
Trenton, Gilchrist	593
Lady Lake, Lake	588
Edgewater, Volusia	586
Chattahoochee, Gadsden	584
Cross City, Dixie	579
Frostproof, Polk	576
Newberry, Alachua	574
Fisher Island, Dade	572
South Bay, Palm Beach	571
Dunnellon, Marion	570
Wildwood, Sumter	569
Ellenton, Manatee	560
Bellevue, Marion	559
Williston, Levy	545
Pahokee, Palm Beach	545
Jensen Beach, Martin	542
Palmetto Bay, Dade	539
Lauderhill, Broward	536
Wilton Manors, Broward	533
Fellsmere, Indian River	533
Bristol, Liberty	527
Freeport, Walton	521
Lauderdale Lakes, Broward	521
Safety Harbor, Pinellas	516
Satellite Beach, Brevard	515
Beverly Hills, Citrus	513
Polk City, Polk	499
Crescent City, Putnam	495
Nokomis, Sarasota	493
Mary Esther, Okaloosa	492
Bowling Green, Hardee	484
Hilliard, Nassau	483
Key Largo, Monroe	482
Port Saint Joe, Gulf	478
Bushnell, Sumter	468
Marco Island, Collier	463
Shalimar, Okaloosa	457
Dunnellon, Citrus	456
Keystone Heights, Clay	453
Hernando, Citrus	449
Carrabelle, Franklin	443
Fort Meade, Polk	436
Glen Saint Mary, Baker	426
Sweetwater, Dade	424
Englewood, Charlotte	411
Chiefland, Levy	409
Southwest Ranches, Broward	393
Medley, Dade	392
Old Town, Dixie	380
Sneads, Jackson	379
Indialantic, Brevard	378
Miramar Beach, Walton	373
Florida State University, Leon	373
Centerville, Leon	368
Marathon, Monroe	366

COVID-19: characteristics of 1,076,547 Florida resident cases

Data through Dec 9, 2020 verified as of Dec 10, 2020 at 09:25 AM

Data in this report are provisional and subject to change.

The table below includes the cities and counties of residence for cases in Florida residents based on the patient's ZIP Code. Note that city is not always received as part of the initial notification and may be missing while the case is being investigated.

City and county	Cases
Cocoa Beach, Brevard	360
Jacksonville, St. Johns	360
Lake Alfred, Polk	358
Spring Hill, Pasco	356
Bronson, Levy	350
Thonotosassa, Hillsborough	349
Neptune Beach, Duval	344
Englewood, Sarasota	341
Fort Myers Beach, Lee	328
High Springs, Alachua	322
Belle Isle, Orange	321
Raiford, Union	316
Sorrento, Lake	313
Cottdondale, Jackson	311
Fort White, Columbia	308
Minneola, Lake	308
Baker, Okaloosa	306
West Melbourne, Brevard	304
Trinity, Pasco	302
Clearwater Beach, Pinellas	300
Palm Beach, Palm Beach	289
Malone, Jackson	286
Oakland, Orange	285
Mascotte, Lake	280
Fruitland Park, Lake	280
Interlachen, Putnam	275
Lehigh, Lee	271
Umatilla, Lake	263
Midway, Gadsden	263
Gulfport, Pinellas	262
Rotunda West, Charlotte	261
Bunnell, Flagler	257
Citra, Marion	255
Zolfo Springs, Hardee	254
Myakka City, Manatee	251
Hawthorne, Alachua	243
Silver Springs, Marion	241
Haverhill, Palm Beach	240
Weeki Wachee, Hernando	239
Pierson, Volusia	239
South Daytona, Volusia	234
Tavernier, Monroe	230
Winter Park, Seminole	229
Bell, Gilchrist	229
Orlando, Osceola	229
Jay, Santa Rosa	225
Molino, Escambia	222
De Leon Springs, Volusia	220
Youngstown, Bay	218
Flagler Beach, Flagler	215
Cape Canaveral, Brevard	212
Lake Park, Palm Beach	212
Branford, Suwannee	211
Apalachicola, Franklin	211
Altha, Calhoun	208
Melbourne Beach, Brevard	204
Greenville, Madison	203
Ocklawaha, Marion	203
Lawtey, Bradford	202

COVID-19: characteristics of 1,076,547 Florida resident cases

Data through Dec 9, 2020 verified as of Dec 10, 2020 at 09:25 AM

Data in this report are provisional and subject to change.

The table below includes the cities and counties of residence for cases in Florida residents based on the patient's ZIP Code. Note that city is not always received as part of the initial notification and may be missing while the case is being investigated.

City and county	Cases
Osprey, Sarasota	200
Alva, Lee	199
Jennings, Hamilton	199
Holly Hill, Volusia	198
Mims, Brevard	197
Ave Maria, Collier	194
Grand Ridge, Jackson	193
Celebration, Osceola	193
Archer, Alachua	192
Orlando, Seminole	191
Oxford, Sumter	190
Surfside, Dade	189
Tequesta, Palm Beach	187
Bay Harbor Islands, Dade	186
Indian Harbour Beach, Brevard	186
East Palatka, Putnam	177
Dundee, Polk	177
Greenwood, Jackson	177
Kenneth City, Pinellas	175
Edgewood, Orange	175
Floral City, Citrus	167
O Brien, Suwannee	167
Eagle Lake, Polk	164
Vernon, Washington	164
Montverde, Lake	163
Eastpoint, Franklin	162
Bal Harbour, Dade	162
Chuluota, Seminole	158
Orlando, Dade	157
Hastings, St. Johns	155
Gotha, Orange	154
Westville, Holmes	154
Gretna, Gadsden	153
South Pasadena, Pinellas	152
Webster, Sumter	152
Satsuma, Putnam	151
Melrose, Putnam	149
San Antonio, Pasco	147
West Miami, Dade	146
Indian Rocks Beach, Pinellas	144
Elkton, St. Johns	143
Lee, Madison	141
Clair-Mel City, Hillsborough	138
Malabar, Brevard	136
Valparaiso, Okaloosa	134
Apopka, Seminole	134
Ponce De Leon, Holmes	133
University Of Miami, Dade	132
Orlando, Polk	132
Eglin Air Force Base, Okaloosa	132
Southport, Bay	132
Azalea Park, Orange	132
Laurel Hill, Okaloosa	131
Grand Island, Lake	129
Lake Panasoffkee, Sumter	129
Reddick, Marion	127
Bryceville, Nassau	124
Wellborn, Suwannee	122
Hiawassee, Orange	120

COVID-19: characteristics of 1,076,547 Florida resident cases

Data through Dec 9, 2020 verified as of Dec 10, 2020 at 09:25 AM

Data in this report are provisional and subject to change.

The table below includes the cities and counties of residence for cases in Florida residents based on the patient's ZIP Code. Note that city is not always received as part of the initial notification and may be missing while the case is being investigated.

City and county	Cases
Lakewood Ranch, Manatee	120
Inlet Beach, Walton	118
Missing, Lee	118
Geneva, Seminole	118
White Springs, Hamilton	117
Alford, Jackson	116
Orlando, Broward	116
Mcdavid, Escambia	114
Summerland Key, Monroe	114
Fort Mccoy, Marion	114
Missing, Brevard	111
Sebastian, Brevard	110
Juno Beach, Palm Beach	106
Morriston, Levy	105
Anthony, Marion	104
Orlando, Volusia	104
Alafaya, Orange	102
Matlacha, Lee	102
Orlando, Hillsborough	101
Sanibel, Lee	100
Mcalpin, Suwannee	100
Lockhart, Orange	100
Hallandale Beach, Broward	99
Belleair, Pinellas	99
Weirsdale, Marion	99
Fountain, Bay	98
Zellwood, Orange	98
South Fort Myers, Lee	97
Hosford, Liberty	96
Holmes Beach, Manatee	95
Pomona Park, Putnam	94
Howey-In-The-Hills, Lake	93
Greenacres, Palm Beach	92
Longboat Key, Manatee	91
Micanopy, Alachua	91
Missing, Orange	91
Babson Park, Polk	91
Bay Lake, Orange	91
Islamorada, Monroe	91
Missing, Volusia	90
Astatula, Lake	88
Center Hill, Sumter	87
University Of Fl, Alachua	86
Madeira Beach, Pinellas	85
Odessa, Pasco	85
Kindred, Osceola	84
Lauderdale By The Sea, Broward	84
Poinciana, Polk	84
Cloud Lake, Palm Beach	82
Missing, Marion	82
Fern Park, Seminole	81
Carrollwood, Hillsborough	81
Sopchoppy, Wakulla	80
Holt, Okaloosa	80
Mangonia Park, Palm Beach	80
Bokeelia, Lee	79
Temple Terrace, Hillsborough	79
Steinhatchee, Taylor	79
Big Pine Key, Monroe	77

COVID-19: characteristics of 1,076,547 Florida resident cases

Data through Dec 9, 2020 verified as of Dec 10, 2020 at 09:25 AM

Data in this report are provisional and subject to change.

The table below includes the cities and counties of residence for cases in Florida residents based on the patient's ZIP Code. Note that city is not always received as part of the initial notification and may be missing while the case is being investigated.

City and county	Cases
Grant-Valkaria, Brevard	76
Viera, Brevard	76
Lake Helen, Volusia	76
Caryville, Washington	76
Atlantis, Palm Beach	74
Oak Hill, Volusia	73
Missing, Santa Rosa	73
Maitland, Seminole	72
Orlando, Palm Beach	72
Sumterville, Sumter	72
F M, Lee	72
Seville, Volusia	71
Orlando, Lake	71
Avon Park, Polk	70
Saint James City, Lee	70
The Villages, Lake	69
Hypoluxo, Palm Beach	67
Citrus Springs, Citrus	66
Missing, Palm Beach	66
Panacea, Wakulla	65
Lady Lake, Sumter	64
Osteen, Volusia	64
Clarksville, Calhoun	64
University Of Central Florida, Orange	64
Cutler Bay, Dade	62
Missing, Duval	62
Lake Hamilton, Polk	62
Air Mail Facility, Dade	61
Placida, Charlotte	61
Stock Island, Monroe	61
Altoona, Lake	60
University Of South Florida, Hillsborough	59
Lutz, Pasco	59
San Mateo, Putnam	59
Lamont, Jefferson	58
Dinsmore, Duval	58
Belleair Beach, Pinellas	58
Golden Beach, Dade	58
The Villages, Marion	58
Missing, Pasco	58
Palma Ceia, Hillsborough	57
Waldo, Alachua	57
Hollister, Putnam	57
Bonita Beach, Lee	57
Ochopee, Collier	57
Missing, Collier	56
Brooker, Bradford	56
Eatonville, Orange	56
Buena Ventura Lakes, Osceola	56
Astor, Lake	56
Christmas, Orange	54
Ponce Inlet, Volusia	53
Missing, Broward	53
Barefoot Bay, Brevard	52
Bradenton Beach, Manatee	51
Inglis, Levy	51
Paisley, Lake	50
Crystal Beach, Pinellas	49
Welaka, Putnam	49

COVID-19: characteristics of 1,076,547 Florida resident cases

Data through Dec 9, 2020 verified as of Dec 10, 2020 at 09:25 AM

Data in this report are provisional and subject to change.

The table below includes the cities and counties of residence for cases in Florida residents based on the patient's ZIP Code. Note that city is not always received as part of the initial notification and may be missing while the case is being investigated.

City and county	Cases
Kendall, Dade	49
Hurlburt Field, Okaloosa	49
Greensboro, Gadsden	48
Pinetta, Madison	48
Orlando, Brevard	48
Lighthouse Point, Broward	48
Canal Point, Palm Beach	48
Bascom, Jackson	48
Baldwin, Duval	45
Hampton, Bradford	45
Missing, Pinellas	44
Princeton, Dade	44
Callaway, Bay	44
Ocean Ridge, Palm Beach	43
Florida Gulf Coast Univ, Lee	43
Tierra Verde, Pinellas	42
Orlando, Pinellas	41
Sunny Isles Beach, Dade	41
Harmony, Osceola	40
Felda, Hendry	40
Saint Pete Beach, Pinellas	40
Patrick Air Force Base, Brevard	39
Florahome, Putnam	39
Campbellton, Jackson	39
Destin, Walton	39
Manalapan, Palm Beach	38
Sewalls Point, Martin	38
Palm Beach Shores, Palm Beach	37
Fruit Cove, St. Johns	37
University Of Tampa, Hillsborough	37
West Park, Broward	37
Yalaha, Lake	36
Missing, St. Johns	36
Boca Grande, Lee	36
Fort Denaud, Hendry	35
Orlando, Leon	35
Lorida, Highlands	35
Georgetown, Putnam	35
Flemington, Marion	34
North Venice, Sarasota	34
Tyndall Air Force Base, Bay	34
Ebro, Washington	33
Cinco Bayou, Okaloosa	33
Rocky Point, Hillsborough	33
Walnut Hill, Escambia	32
Village Of Wellington, Palm Beach	32
Reunion, Osceola	32
North Redington Beach, Pinellas	31
Cedar Key, Levy	31
Missing, Hernando	30
Anna Maria, Manatee	30
Bellview, Escambia	29
Singer Island, Palm Beach	29
Highland Beach, Palm Beach	29
Lake Suzy, Desoto	29
Saint Leo, Pasco	29
Treasure Island, Pinellas	29
Naranja, Dade	28
Barry University, Dade	28

COVID-19: characteristics of 1,076,547 Florida resident cases

Data through Dec 9, 2020 verified as of Dec 10, 2020 at 09:25 AM

Data in this report are provisional and subject to change.

The table below includes the cities and counties of residence for cases in Florida residents based on the patient's ZIP Code. Note that city is not always received as part of the initial notification and may be missing while the case is being investigated.

City and county	Cases
Kathleen, Polk	28
Heathrow, Seminole	27
Dania Beach, Broward	27
Salt Springs, Marion	26
Eaton Park, Polk	26
Terra Ceia, Manatee	26
Florida State, Leon	26
Intercession City, Osceola	26
Jupiter, Martin	25
Miami Springs, Dade	25
Waverly, Polk	25
Bay Pines, Pinellas	25
Winter Garden, Lake	25
South Miami Heights, Dade	25
Univ Of FI Student Dorms, Alachua	25
Enterprise, Volusia	25
Aloma, Orange	25
Orlando, Pasco	24
Cudjoe Key, Monroe	24
Hialeah Gardens, Dade	23
University Of Central FI, Orange	23
Labelle, Glades	23
Miami, Unknown	23
Ona, Hardee	23
South Palm Beach, Palm Beach	23
Orlando, Duval	23
Gulf Breeze, Escambia	22
Florida Dept Of Corrections, Union	22
Missing, Hillsborough	22
Pensacola Beach, Santa Rosa	21
Town N Country, Hillsborough	21
Miami Shores, Dade	21
North Bay Village, Dade	21
Kinard, Calhoun	21
Bagdad, Santa Rosa	21
Florida A And M University, Leon	21
Palm Shores, Brevard	21
Missing, Nassau	21
Nocatee, Desoto	21
Miromar Lakes, Lee	21
Kenansville, Osceola	21
Highland City, Polk	20
Santa Fe, Alachua	20
Fort Lauderdale, Dade	20
Tioga, Alachua	20
Lulu, Columbia	20
Orlando, Marion	20
Micco, Brevard	20
Okahumpka, Lake	20
Penney Farms, Clay	20
Tice, Lee	19
La Crosse, Alachua	19
Missing, Manatee	19
Missing, Escambia	18
Babcock Ranch, Lee	18
Balm, Hillsborough	18
Pasadena, Pinellas	18
Key Colony Beach, Monroe	18
Stetson University, Volusia	18

COVID-19: characteristics of 1,076,547 Florida resident cases

Data through Dec 9, 2020 verified as of Dec 10, 2020 at 09:25 AM

Data in this report are provisional and subject to change.

The table below includes the cities and counties of residence for cases in Florida residents based on the patient's ZIP Code. Note that city is not always received as part of the initial notification and may be missing while the case is being investigated.

City and county	Cases
Florida International Univ, Dade	18
Tangerine, Orange	18
Ponte Vedra, Duval	18
University Of Central Florida, Broward	18
Bonita Springs, Collier	18
Sydney, Hillsborough	17
Orlando, Alachua	17
Missing, Sumter	17
Northdale, Hillsborough	17
Apopka, Lake	17
Goulds, Dade	17
Sun City, Hillsborough	16
Bayonet Point, Pasco	16
Lacoochee, Pasco	16
Hawthorne, Putnam	16
West Panama City Beach, Bay	16
Hallandle Beach, Broward	16
Chokoloskee, Collier	16
Palmdale, Glades	15
Maitland, Volusia	15
Missing, Citrus	15
Homosassa Springs, Citrus	15
Dowling Park, Suwannee	15
Perdido Key, Escambia	15
Orlando, Manatee	14
Ocoee, Lake	14
Missing, Martin	14
Goodland, Collier	14
Branford, Lafayette	14
University Of Central FI, Hillsborough	14
Indian Lake Estates, Polk	14
Missing, Indian River	14
Candler, Marion	14
Missing, Polk	14
Siesta Key, Sarasota	14
Paxton, Walton	14
City Of Westlake, Palm Beach	14
Bonifay, Washington	14
Winter Park, Polk	14
Mexico Beach, Bay	14
Horseshoe Beach, Dixie	14
Green Acres, Palm Beach	13
Maitland, Polk	13
Yankeetown, Levy	13
Missing, Okaloosa	13
Little Torch Key, Monroe	13
Orlando, Flagler	13
Saint Marks, Wakulla	13
Orange Lake, Marion	13
Orlando, Lee	13
Mcintosh, Marion	13
Village Of Palmetto Bay, Dade	13
New Smyrna, Volusia	13
Missing, Seminole	13
Miami, Broward	12
Maitland, Osceola	12
Venus, Highlands	12
Sugarloaf Key, Monroe	12
White Springs, Columbia	12

COVID-19: characteristics of 1,076,547 Florida resident cases

Data through Dec 9, 2020 verified as of Dec 10, 2020 at 09:25 AM

Data in this report are provisional and subject to change.

The table below includes the cities and counties of residence for cases in Florida residents based on the patient's ZIP Code. Note that city is not always received as part of the initial notification and may be missing while the case is being investigated.

City and county	Cases
Pembroke Park, Broward	12
Bradley, Polk	12
Cortez, Manatee	12
Zellwood, Lake	12
Bostwick, Putnam	12
Champions Gate, Polk	12
Homeland, Polk	12
Long Key, Monroe	12
Crystal Springs, Pasco	12
Wewahitchka, Calhoun	12
Duette, Manatee	11
Missing, St. Lucie	11
Caryville, Holmes	11
Fort Ogden, Desoto	11
Loughman, Polk	11
Unknown, Dade	11
Plymouth, Orange	11
Hollywood, Dade	11
Poinciana, Osceola	11
Earleton, Alachua	11
Tallevast, Manatee	11
Mount Dora, Orange	11
City Of Sunrise, Broward	11
Apopka, Volusia	10
Passport, Unknown	10
Rosemary Beach, Walton	10
Saint Johns, Duval	10
Wabasso, Indian River	10
Hernando Beach, Hernando	10
Eloise, Polk	10
Graceville, Holmes	10
Jacksonville, Unknown	10
Mango, Hillsborough	10
Jensen Beach, St. Lucie	10
Telogia, Liberty	10
Missing, Clay	10
Lake City, Suwannee	10
Sparr, Marion	10
Orlando, Okaloosa	9
Cottdale, Washington	9
Bayshore Gardens, Manatee	9
Long Boat Key, Manatee	9
Palma Sola, Manatee	9
Saint George Island, Franklin	9
Wausau, Washington	9
Laud-By-The-Sea, Broward	9
University Park, Manatee	9
Ridge Manor, Pasco	9
Florence Villa, Polk	9
Buckingham, Lee	9
Parker, Bay	9
Gulf Hammock, Levy	9
Lamont, Madison	9
Steinhatchee, Dixie	9
Westchase, Hillsborough	9
Village Wellington, Palm Beach	9
Greenville, Taylor	9
Gulf Stream, Palm Beach	9
Orlando, Escambia	9

COVID-19: characteristics of 1,076,547 Florida resident cases

Data through Dec 9, 2020 verified as of Dec 10, 2020 at 09:25 AM

Data in this report are provisional and subject to change.

The table below includes the cities and counties of residence for cases in Florida residents based on the patient's ZIP Code. Note that city is not always received as part of the initial notification and may be missing while the case is being investigated.

City and county	Cases
Florida International University, Dade	9
Durant, Hillsborough	9
Perrine, Dade	8
Laurel Hill, Walton	8
Wahneta, Polk	8
Webster, Hernando	8
Indian River Shores, Indian River	8
Graham, Bradford	8
Orlando, St. Lucie	8
Shady Hills, Pasco	8
Rubonia, Manatee	8
Gonzalez, Escambia	8
Missing, Lake	8
Florida State Univ Admin, Leon	8
Bonaventure, Broward	8
Trenton, Levy	8
Lake Como, Putnam	8
Lowell, Marion	8
Archer, Levy	8
Westlake, Palm Beach	8
Woodville, Leon	8
Murdock, Charlotte	8
Everglades City, Collier	8
Maitland, Hillsborough	8
Hialeah, Unknown	8
Jerome, Collier	7
Lealman, Pinellas	7
Trilby, Pasco	7
Maitland, Lake	7
Alturas, Polk	7
Saint Lucie West, St. Lucie	7
Orlando, Sarasota	7
Pine Hills, Orange	7
Union Park, Orange	7
Evinston, Alachua	7
Fanning Springs, Gilchrist	7
Holder, Citrus	7
Mexico Beach, Gulf	7
Nichols, Polk	7
West Delray Beach, Palm Beach	7
University Of Central FI, Martin	7
Leisure City, Dade	7
Mayport Naval Station, Duval	6
Lake Butler, Bradford	6
Port Saint John, Brevard	6
Hillsboro Beach, Broward	6
Virginia Gardens, Dade	6
Orlando, St. Johns	6
Orlando, Collier	6
Orlando, Hernando	6
Suwannee, Dixie	6
Orchid, Indian River	6
Ozona, Pinellas	6
Pine Castle, Orange	6
Morriston, Marion	6
Indian Creek Village, Dade	6
Lakeshore, Polk	6
Switzerland, St. Johns	6
Palm City, St. Lucie	6

COVID-19: characteristics of 1,076,547 Florida resident cases

Data through Dec 9, 2020 verified as of Dec 10, 2020 at 09:25 AM

Data in this report are provisional and subject to change.

The table below includes the cities and counties of residence for cases in Florida residents based on the patient's ZIP Code. Note that city is not always received as part of the initial notification and may be missing while the case is being investigated.

City and county	Cases
Ramrod Key, Monroe	6
Belleair Bluffs, Pinellas	6
Brooksville, Pasco	6
Ferndale, Lake	6
Lake Monroe, Seminole	6
Ocoee, Osceola	6
Forest City, Orange	6
Ponce De Leon, Walton	6
Redington Shores, Pinellas	5
Westchester, Dade	5
Fort Charlotte, Charlotte	5
East Lake, Marion	5
Deer Island, Lake	5
Ebro, Bay	5
Apopka, Broward	5
Missing, Columbia	5
Orlando, Highlands	5
Quail Heights, Dade	5
Pass, Unknown	5
Stuart, St. Lucie	5
Winter Park, Broward	5
Winter Garden, Seminole	5
Watersound, Walton	5
Pine Ridge, Citrus	5
Orlando, Charlotte	5
Beverly Beach, Flagler	5
Lakewood Ranch, Sarasota	5
Longboat Key, Sarasota	5
Duck Key, Monroe	5
Psl, Unknown	5
Nalcrest, Polk	5
Maxville, Duval	5
Hutchinson Island, St. Lucie	5
High Springs, Gilchrist	5
Windermere, Alachua	5
N/A, Unknown	5
Missing, Unknown	5
Mount Plymouth, Lake	5
Missing, Putnam	5
Braden River, Manatee	5
Roseland, Indian River	5
Winter Garden, Osceola	5
Eatonville, Polk	5
Dade City, Hernando	5
Citrus Hills, Citrus	5
Briny Breezes, Palm Beach	4
Basinger, Okeechobee	4
Orlando, Monroe	4
Missing, Alachua	4
Missing, Bay	4
Williston, Marion	4
Vero Beach, St. Lucie	4
Saint Augustine, Duval	4
Alafaya, Broward	4
Fernandina, Nassau	4
International Service Center, Dade	4
Wakulla Springs, Wakulla	4
Seacrest, Walton	4
Orlando, Citrus	4

COVID-19: characteristics of 1,076,547 Florida resident cases

Data through Dec 9, 2020 verified as of Dec 10, 2020 at 09:25 AM

Data in this report are provisional and subject to change.

The table below includes the cities and counties of residence for cases in Florida residents based on the patient's ZIP Code. Note that city is not always received as part of the initial notification and may be missing while the case is being investigated.

City and county	Cases
Forest City, Seminole	4
Ft Pierce, St. Lucie	4
Pensacola, Unknown	4
Ybor City, Hillsborough	4
Fort Lauderdale, Palm Beach	4
Naples, Lee	4
Miami Gardens, Unknown	4
Okeechobee, Osceola	4
Mayport, Duval	4
Maitland, Leon	4
Golden Oak, Orange	4
Orlando, Santa Rosa	4
Shady Grove, Taylor	4
White City, Gulf	4
Windermere, Leon	4
University Of Central Florida, Brevard	4
Valkaria, Brevard	4
Orlando, Columbia	4
River Ranch, Polk	4
Niceville, Walton	4
Loxahatchee Groves, Palm Beach	4
Indian Shores, Pinellas	4
Live Oak, Madison	4
Choctaw Beach, Okaloosa	4
Davenport, Osceola	4
Goldenrod, Seminole	4
Sea Ranch Lakes, Broward	4
Daytona Beach Shores, Volusia	4
Barberville, Volusia	4
Grove City, Charlotte	4
Orlando, Bay	4
Redington Beach, Pinellas	4
Port Salerno, Martin	3
Winter Garden, Polk	3
Margate, Unknown	3
Melrose, Bradford	3
Maitland, Pasco	3
Innovation, Pasco	3
Eglin, Okaloosa	3
Pp, Unknown	3
University Of Central Florida, Palm Beach	3
University Of Central Florida, Pinellas	3
Winter Park, Lake	3
Wildlight, Nassau	3
Glen Ridge, Palm Beach	3
Labelle, Lee	3
Apopka, Osceola	3
Brewton, Escambia	3
Ocoee, Broward	3
Missing, Hendry	3
Hallandale Beach, Unknown	3
Captiva, Lee	3
Deerfield Beach, Palm Beach	3
Blountstown, Liberty	3
Miami Gardens, Broward	3
Lynbrook, Broward	3
Saint Augustine Beach, St. Johns	3
Putnam Hall, Putnam	3
Orlando, Indian River	3

COVID-19: characteristics of 1,076,547 Florida resident cases

Data through Dec 9, 2020 verified as of Dec 10, 2020 at 09:25 AM

Data in this report are provisional and subject to change.

The table below includes the cities and counties of residence for cases in Florida residents based on the patient's ZIP Code. Note that city is not always received as part of the initial notification and may be missing while the case is being investigated.

City and county	Cases
Orlando, Martin	3
Village Of Golf, Palm Beach	3
Windermere, Seminole	3
West Bradenton, Manatee	3
Tampa, Pinellas	3
Sunny Hills, Washington	3
Winter Park, Alachua	3
Winter Park, Leon	3
Winter Park, Osceola	3
Worthington Springs, Union	3
Orlando, Union	3
Inlet Beach, Bay	3
Jacksonville, Clay	3
Johns Pass Village, Pinellas	3
Milton, Escambia	3
Apopka, Dade	3
Orlando, Jackson	3
North Fort Myers, Charlotte	3
Kissimmee, Unknown	3
Jacksonville Naval Air Station, Duval	3
Chicago, Lee	3
Clewiston, Palm Beach	3
Branford, Gilchrist	3
San Carlos Park, Lee	3
Winter Garden, Leon	3
Westville, Walton	3
Sugarloaf, Monroe	3
Cypress, Jackson	3
Clarcona, Orange	3
Lloyd, Jefferson	3
Lamont, Taylor	3
Miccosukee, Leon	3
Pensacola Beach, Escambia	3
Orlando, Nassau	3
Orange Springs, Marion	3
Oneco, Manatee	3
San Fernando, Unknown	3
Pompano Beach, Palm Beach	3
Salem, Taylor	3
Vernon, Bay	3
Winter Park, Brevard	3
Windermere, Palm Beach	3
Indian Rock Beach, Pinellas	3
Hollywood, Unknown	3
Monticello, Madison	3
Mayport Naval Housing, Duval	3
Elfers, Pasco	3
Fpo, Duval	3
Fernandina Beach, Duval	3
Cypress Gardens, Polk	3
Point Washington, Walton	3
University Of Central Fl, Seminole	3
Seacrest, Bay	3
Mims, Volusia	3
Nobleton, Hernando	3
Orange Park, Duval	3
Julington Creek, St. Johns	3
Bella Collina, Lake	3
Apopka, Hillsborough	3

COVID-19: characteristics of 1,076,547 Florida resident cases

Data through Dec 9, 2020 verified as of Dec 10, 2020 at 09:25 AM

Data in this report are provisional and subject to change.

The table below includes the cities and counties of residence for cases in Florida residents based on the patient's ZIP Code. Note that city is not always received as part of the initial notification and may be missing while the case is being investigated.

City and county	Cases
El Jobean, Charlotte	3
Apopka, Duval	2
Jupiter Island, Martin	2
Labelle, Collier	2
Lauderhill, Unknown	2
Jonesville, Alachua	2
Miami, Martin	2
Long Beach, Orange	2
Maitland, Palm Beach	2
North Port, Charlotte	2
Ocean Reef Club, Monroe	2
New Port Richey, Hillsborough	2
Miramar, Unknown	2
Missing, Monroe	2
Sand Lake, Orange	2
University Of Central FI, Broward	2
Venice, Dade	2
Winter Park, Collier	2
Winter Park, Duval	2
Winter Park, Hillsborough	2
Winter Park, Volusia	2
Windermere, Hillsborough	2
Dade City, Unknown	2
Day, Lafayette	2
Cross Key, Monroe	2
Green Cove Springs, Duval	2
Bowling Green, Polk	2
Marysville, Dade	2
Tampa, Broward	2
Sunrise, Unknown	2
Samoset, Manatee	2
Seguin, Unknown	2
Oakland Park, Unknown	2
Milligan, Okaloosa	2
Ocoee, Leon	2
Land O Lakes, Hillsborough	2
Los Angeles, Dade	2
Keystone Heights, Bradford	2
Carl Fisher, Dade	2
Cross City, Taylor	2
Glenwood, Volusia	2
Fort Lauderdale, Alachua	2
Windermere, Lake	2
Winter Park, Highlands	2
Saint Marys, Nassau	2
Sebring, Desoto	2
Pompano Beach, Unknown	2
Tampa, Hernando	2
University Of Central Florida, Lee	2
Vero Beach, Unknown	2
Yeehaw, Okeechobee	2
Winter Park, Dade	2
Wauchula, Desoto	2
Boynton Beach, Broward	2
Cape Haze, Charlotte	2
Bristol, Calhoun	2
Bayou George, Bay	2
000000, Unknown	2
Babcock Ranch, Charlotte	2

COVID-19: characteristics of 1,076,547 Florida resident cases

Data through Dec 9, 2020 verified as of Dec 10, 2020 at 09:25 AM

Data in this report are provisional and subject to change.

The table below includes the cities and counties of residence for cases in Florida residents based on the patient's ZIP Code. Note that city is not always received as part of the initial notification and may be missing while the case is being investigated.

City and county	Cases
Conch Key, Monroe	2
Jacksonville Naval Hospital, Duval	2
Jacksonville, Nassau	2
Longview, Dade	2
Kingsley Lake, Bradford	2
Newberry, Gilchrist	2
Mesa, Unknown	2
Miramar, Dade	2
Okeechobee, Lake	2
Ormond Beach, Flagler	2
Apopka, Flagler	2
Aripeka, Pasco	2
Apopka, Marion	2
Apopka, Sarasota	2
Bonifay, Jackson	2
Fort Pierce, Martin	2
Clermont, Polk	2
Ludlam, Dade	2
Laurel, Sarasota	2
Lecanto, Marion	2
Grandin, Putnam	2
Oklawaha, Marion	2
Olustee, Baker	2
Ocoee, Duval	2
West Palm Beach, Dade	2
Tarpon Springs, Pasco	2
Winter Garden, Broward	2
Winter Garden, Dade	2
Windermere, Osceola	2
Winter Park, St. Johns	2
Upper Key Largo, Monroe	2
Saint Petersburg, Hillsborough	2
Saint Augusaintine Beach, St. Johns	2
Seven Springs, Pasco	2
Orlando, Unknown	2
Port Charlotte, Unknown	2
Punta Gorda, Lee	2
Port Saint Lucie, Martin	2
Miami, Palm Beach	2
Missing, Jackson	2
None, Dade	2
Los Angeles, Okaloosa	2
Lutz, Pinellas	2
Lake Geneva, Clay	2
Lawtey, Union	2
Lakeland, Hillsborough	2
Alligator Point, Franklin	2
Coconut Creek, Unknown	2
Crawfordville, Leon	2
Cross Creek, Alachua	2
Immokalee, Lee	2
Fairfield, Marion	2
Eatonville, Lake	2
Fort Lauderdale, Unknown	2
Missing, Sarasota	2
Missing, Walton	2
Moore Haven, Hendry	2
Lanark Village, Franklin	2
Portland, Unknown	2

COVID-19: characteristics of 1,076,547 Florida resident cases

Data through Dec 9, 2020 verified as of Dec 10, 2020 at 09:25 AM

Data in this report are provisional and subject to change.

The table below includes the cities and counties of residence for cases in Florida residents based on the patient's ZIP Code. Note that city is not always received as part of the initial notification and may be missing while the case is being investigated.

City and county	Cases
Pp, Dade	2
Orlando, Holmes	2
Orlando, Sumter	2
Cassadaga, Volusia	2
Lake Harbor, Palm Beach	2
Fort Walton Beach, Walton	2
Dunnellon, Levy	2
Woodside, Broward	2
Windermere, Polk	2
Winter Garden, Brevard	2
University Of Central Fl, Dade	2
University Of Central Fl, Osceola	2
Scottsmoor, Brevard	2
Florida Power & Light Co, Dade	2
Gibsonia, Polk	2
Amelia City, Nassau	2
Alligator Point, Wakulla	2
Citrus Ridge, Indian River	2
Hialeah, Broward	2
Jacksonville, Dade	2
Madison, Unknown	2
Lockhart, Seminole	2
Tangerine, Lake	2
Winter Garden, Hillsborough	2
Ocean Breeze, Martin	2
Pass, Dade	2
Palm City, Unknown	1
Oviedo, Leon	1
Porter Ranch, Dade	1
Raiford, Bradford	1
Pompano Beach, Alachua	1
Pine Hills, Broward	1
Port Saint Lucie, Indian River	1
Riverview, Manatee	1
Russellville, Hillsborough	1
Saint Augustine, Okaloosa	1
Steinhatchee, Alachua	1
San Diego, Unknown	1
Woodland Hills, Brevard	1
Westerville, Hillsborough	1
Windermere, Dade	1
Winston Salem, Unknown	1
Wilbur By The Sea, Volusia	1
Willowbrook, Lee	1
University Of Central Fl, Pasco	1
Tampa, Manatee	1
University Of Central Florida, Hillsborough	1
Wellington, Unknown	1
Vero Beach, Brevard	1
Village Of Palm Springs, Palm Beach	1
Webster, Pasco	1
Longwood, Orange	1
Miamii, Dade	1
Miamt, Dade	1
Mid Florida, Seminole	1
Middleburg, Duval	1
Old Town, Gilchrist	1
Ocoee, Hillsborough	1
Ocala, Unknown	1

COVID-19: characteristics of 1,076,547 Florida resident cases

Data through Dec 9, 2020 verified as of Dec 10, 2020 at 09:25 AM

Data in this report are provisional and subject to change.

The table below includes the cities and counties of residence for cases in Florida residents based on the patient's ZIP Code. Note that city is not always received as part of the initial notification and may be missing while the case is being investigated.

City and county	Cases
N/A, Duval	1
Naples, Alachua	1
Jeffersonville, Broward	1
Homeless, Dade	1
Hickory, Lee	1
Hallandate Ben, Unknown	1
Live Oak, Columbia	1
Lauderdale Hill, Unknown	1
Lake Worth, Broward	1
Colorado Springs, Unknown	1
Conifer, Lee	1
Bryn Mawr, Palm Beach	1
Camden Wyoming, Duval	1
Chipley, Holmes	1
Chipley, Jackson	1
Chattanooga, Dade	1
Alva, Collier	1
Alys Beach, Bay	1
333, Unknown	1
Alafaya, Volusia	1
Allentown, Putnam	1
Apple Creek, Citrus	1
Azalea Park, Osceola	1
Fortlauderdale, Unknown	1
Ft Pierce, Unknown	1
Garland, Orange	1
Fort Denaud, Glades	1
Everett, Dade	1
FI State Lot, Leon	1
El Paso, Unknown	1
Eatonville, Seminole	1
Destin, Unknown	1
South Otselic, Dade	1
Saint Petersburg, Dade	1
San Juan, Osceola	1
San Pedro Sula, Dade	1
Richmond Heights, Dade	1
Rochester, Lee	1
Rosemary Beach, Bay	1
University Of Central FI, St. Johns	1
University Of Central Florida, Dade	1
Tinley Park, Lee	1
Sumatra, Liberty	1
Springhill, Unknown	1
Telluride, Lee	1
Winter Garden, Sumter	1
Wayne, Dade	1
West Simsbury, Collier	1
Wimauma, Manatee	1
Windermere, Lee	1
Unknown, Orange	1
Fdsf, Unknown	1
Fwb, Unknown	1
Gainesville, Orange	1
Gastonia, Polk	1
Green, Clay	1
Gulf Shores, Escambia	1
Knoxville, Duval	1
Havanna, Gadsden	1

COVID-19: characteristics of 1,076,547 Florida resident cases

Data through Dec 9, 2020 verified as of Dec 10, 2020 at 09:25 AM

Data in this report are provisional and subject to change.

The table below includes the cities and counties of residence for cases in Florida residents based on the patient's ZIP Code. Note that city is not always received as part of the initial notification and may be missing while the case is being investigated.

City and county	Cases
Hialeah Lakes, Dade	1
Hilliard, Dade	1
Hollywood, Leon	1
Holt, Unknown	1
Humble, Broward	1
Bryn Mawr, Collier	1
Apopka, Palm Beach	1
Aspen, Palm Beach	1
Azalea Park, Sarasota	1
Bartow, Unknown	1
Boca Rotan, Unknown	1
Clermont, Unknown	1
Duke Field Air Force Station, Okaloosa	1
Deltona , Volusia	1
Columbia, Orange	1
Coral Springs, Unknown	1
Cornelius, Leon	1
Crestview, Dade	1
Dade City, Polk	1
Dania, Unknown	1
Darien, Pasco	1
Otter Creek, Levy	1
Opa Locka, Unknown	1
New Vernon, Sarasota	1
New York, Broward	1
Oakland, Broward	1
Oakland, Manatee	1
Ocoee, Polk	1
Port Charlotte Fl, Unknown	1
Ponce, Orange	1
Plantation, Unknown	1
Pensacola, Santa Rosa	1
Los Angeles, Polk	1
Lakewood, Unknown	1
Maitland, Unknown	1
Melbourne, Orange	1
Miami Beach, Palm Beach	1
Miami Granders, Dade	1
Missing, Taylor	1
Myakka, Duval	1
Naples, Broward	1
Naugatuck, Lee	1
Missing, Highlands	1
Minneapolis, Broward	1
Minneapolis, Collier	1
Gotha, Palm Beach	1
Fort Myers, Unknown	1
Fort Pierce, Unknown	1
Eatonville, Osceola	1
Eau Gallie, Brevard	1
Edgewood, Osceola	1
Homeless, Polk	1
Homosassa, Hernando	1
Harrison, Pinellas	1
Granada Hills, Broward	1
Hailandale, Unknown	1
Hialeah, Bay	1
Cypress, Leon	1
Deland, St. Lucie	1

COVID-19: characteristics of 1,076,547 Florida resident cases

Data through Dec 9, 2020 verified as of Dec 10, 2020 at 09:25 AM

Data in this report are provisional and subject to change.

The table below includes the cities and counties of residence for cases in Florida residents based on the patient's ZIP Code. Note that city is not always received as part of the initial notification and may be missing while the case is being investigated.

City and county	Cases
Deltona, Orange	1
Clermont, Osceola	1
Clewiston, Glades	1
Cartersville, Unknown	1
Anaheim, Unknown	1
Alafaya, Palm Beach	1
Athens, Duval	1
Bogota, Orange	1
Belle Isle, Dade	1
Bronx, Palm Beach	1
Lewisburg, Pasco	1
Jerusalem, St. Johns	1
La Grange, Dade	1
Lake City, Hamilton	1
Maitland, Dade	1
Marshall, Dade	1
Louisville, Manatee	1
Los Angeles Ca, Unknown	1
Littleton, Dade	1
Navarre, Okaloosa	1
Newark, Broward	1
Newburgh, Bay	1
Okeechobee, Glades	1
Oooooo, Unknown	1
North Pole, Seminole	1
North Port, Lee	1
Mount Pleasant, Gadsden	1
Miami, Hillsborough	1
Middlesburg, Duval	1
Port Everglades, Broward	1
Rex, Duval	1
Saint Johns, Unknown	1
Rye, Duval	1
Orlando, Washington	1
Orem, Broward	1
Peoria, Unknown	1
Pacifica, Dade	1
Palm Coast, Polk	1
Palm Coast, Volusia	1
Parker, Dade	1
Seybold, Dade	1
Saint Petersburg, St. Lucie	1
Saxis, Lee	1
Sebring, Lee	1
Sun City Center, Hardee	1
Spring Hill , Hernando	1
Starke, Clay	1
Stone Mountain, Palm Beach	1
Washington, Unknown	1
Wekiva Springs, Seminole	1
Tulsa, Orange	1
University Of Central Fl, Clay	1
Tallahassee, Duval	1
Tampa, Palm Beach	1
Winter Garden, Pinellas	1
Winter Park, Calhoun	1
Winter Park, Indian River	1
Winter Park, Lee	1
Windermere, Pasco	1

COVID-19: characteristics of 1,076,547 Florida resident cases

Data through Dec 9, 2020 verified as of Dec 10, 2020 at 09:25 AM

Data in this report are provisional and subject to change.

The table below includes the cities and counties of residence for cases in Florida residents based on the patient's ZIP Code. Note that city is not always received as part of the initial notification and may be missing while the case is being investigated.

City and county	Cases
West Villages, Sarasota	1
Wichita, Volusia	1
Windermere, Broward	1
Zolfo Springs, Polk	1
Tangerine, Seminole	1
Tampa Palms, Hillsborough	1
Soldotna, Broward	1
South Burlington, Orange	1
Steinhatchee, Madison	1
Weston, Dade	1
Wheaton, Lee	1
Wesley Chapel, Alachua	1
Tewksbury, Orange	1
University Of Central Florida, Monroe	1
Ocoee, Lee	1
Ocoee, Volusia	1
Okeechobee, St. Lucie	1
Opalocka, Dade	1
Orlando, Hendry	1
Orlando, Levy	1
Palm Springs North, Dade	1
Palm Coast, Duval	1
Pembroke Puine, Unknown	1
Perry, Leon	1
Provincetown, Collier	1
Pineland, Lee	1
Saint Johns, Orange	1
San Antonio, Sarasota	1
San Antonio, Unknown	1
Sanford, Volusia	1
Greenville, Jefferson	1
Holt, Santa Rosa	1
Gotha, Leon	1
Gilmer, Dade	1
Haverford, Hillsborough	1
Hispanic, St. Lucie	1
Lemoyne, Manatee	1
Lake Placid, Alachua	1
Kingsland, Duval	1
Kissimmee, Brevard	1
Lake Buena Vista, Orange	1
Magnolia Square, Osceola	1
Maitland, Alachua	1
Las Vegas, Orange	1
Melrose, Alachua	1
Miamf, Dade	1
Miami G, Dade	1
Miami, Collier	1
Marianna, Calhoun	1
Oakland, Lake	1
Oakland, Leon	1
Missing, Leon	1
Naples, Orange	1
New Richmond, Volusia	1
Clear Brook, Lee	1
Crestview, Holmes	1
Columbus, Brevard	1
Cookeville, Seminole	1
Dallas, Lee	1

COVID-19: characteristics of 1,076,547 Florida resident cases

Data through Dec 9, 2020 verified as of Dec 10, 2020 at 09:25 AM

Data in this report are provisional and subject to change.

The table below includes the cities and counties of residence for cases in Florida residents based on the patient's ZIP Code. Note that city is not always received as part of the initial notification and may be missing while the case is being investigated.

City and county	Cases
Deland, Lake	1
Deland, Polk	1
Doctors Inlet, Clay	1
Estero, Collier	1
Fanning Springs, Levy	1
Cumberland, Palm Beach	1
Dade City, Hillsborough	1
Boca Raton, Unknown	1
Blowing Rock, Polk	1
Carol Stream, Orange	1
Charlotte, Pasco	1
Apopka, St. Lucie	1
Belle Isle, Polk	1
Apopka, Manatee	1
99, Unknown	1
Aollywoss, Dade	1
Paducah, Manatee	1
Panama City, Unknown	1
Pembroke Pines, Dade	1
Pensacola, Sumter	1
Oldsrav, Manatee	1
Missing, Holmes	1
Middletown, Osceola	1
Melrose, Clay	1
North Laud, Unknown	1
Monroe, Hillsborough	1
Missing, Osceola	1
Longwood, Broward	1
Lucedale, St. Lucie	1
Mayaguez, Dade	1
Macclenny, Duval	1
Interlachen, Duval	1
Hosford, Calhoun	1
Hialeahgardens, Dade	1
Greenbrier, Bay	1
Columbia, Volusia	1
Cincinnati, Dade	1
Circle Pines, St. Lucie	1
Champions Gate, Osceola	1
Dracut, Orange	1
Davie, Unknown	1
Dayton, Orange	1
Floral, Okaloosa	1
Gibsonton, Unknown	1
Edgewood, Broward	1
Baker, Santa Rosa	1
Alva, Escambia	1
Arcadia, Highlands	1
Armstrong, St. Johns	1
Belmont, Santa Rosa	1
Blountstown, Broward	1
Belle Isle, Duval	1
Bronson, Alachua	1
Brooker, Alachua	1
Bonita, Lee	1
Brandon, Pinellas	1
Westlake Village, Unknown	1
Windermere, Volusia	1
Wtixrat, Dade	1

COVID-19: characteristics of 1,076,547 Florida resident cases

Data through Dec 9, 2020 verified as of Dec 10, 2020 at 09:25 AM

Data in this report are provisional and subject to change.

The table below includes the cities and counties of residence for cases in Florida residents based on the patient's ZIP Code. Note that city is not always received as part of the initial notification and may be missing while the case is being investigated.

City and county	Cases
Watersound, Bay	1
Unk, Duval	1
Ventura, Orange	1
Umatilla, Marion	1
Trenton, Dixie	1
Unknown, Unknown	1
Powell, Lee	1
Perth Amboy, Hillsborough	1
Puerto Rico, Unknown	1
Randolph, Orange	1
Saint Petersburg, Charlotte	1
Saint Lucie Village, St. Lucie	1
Sebring, Glades	1
Sanford, Orange	1
Sharpes, Brevard	1
Sorrento, Orange	1
Sunrtise, Dade	1
Toms River, Lee	1
Tourist, Dade	1
San Antonio, Orange	1
Shirley, Flagler	1
Seminole, Leon	1
Syracuse, Polk	1
Tallahassee, Dade	1
Tamarac, Dade	1
Tarpon Springs, Unknown	1
Tavares, Orange	1
Town Of Nocatee, St. Johns	1
University Of Central Fl, Pinellas	1
Unkn, Duval	1
Unknown, Volusia	1
Piasa, Putnam	1
Saint Joseph, Volusia	1
Russellville, Bay	1
Port Saint Lucie, Palm Beach	1
Prattville, Hillsborough	1
Prestonsburg, Bay	1
Quincy, Jackson	1
Rapid City, Broward	1
Red Bay, Holmes	1
Woodbine, Nassau	1
Winter Garden, Marion	1
Winter Park, Citrus	1
Winter Park, Hendry	1
Winter Garden, Duval	1
West Yarmouth, St. Lucie	1
Wacissa, Jefferson	1
Waipahu, Santa Rosa	1
Ward, Polk	1
Suitland, Volusia	1
Venetian Islands, Dade	1
Fort Lauderdale, Leon	1
Fort White, Clay	1
Downingtown, Hillsborough	1
Greensburg, Palm Beach	1
Far Rockaway, Dade	1
Garden City, Alachua	1
Gaylord, Orange	1
Hoclywsod, Dade	1

COVID-19: characteristics of 1,076,547 Florida resident cases

Data through Dec 9, 2020 verified as of Dec 10, 2020 at 09:25 AM

Data in this report are provisional and subject to change.

The table below includes the cities and counties of residence for cases in Florida residents based on the patient's ZIP Code. Note that city is not always received as part of the initial notification and may be missing while the case is being investigated.

City and county	Cases
Hiawassee, Osceola	1
Homeless, Hillsborough	1
Homeless, Monroe	1
Homeless, Pinellas	1
Gurabo, Osceola	1
Haines Creek, Lake	1
Hallandale, Unknown	1
Hernando, Marion	1
Hialeah, Collier	1
Dallas, Hernando	1
Deer Park, Dade	1
Deerfield Beach, Unknown	1
Deland, Seminole	1
Carmel, Orange	1
Chicago, Unknown	1
Coconut Ck, Unknown	1
Copeland, Collier	1
Brandon, Unknown	1
Brooklyn, Lee	1
Caracas, Dade	1
Boca Raton, Broward	1
Belle Isle, Osceola	1
Apopka, Brevard	1
Apopka, Clay	1
Apopka, Polk	1
Asheville, Highlands	1
Bartow, Hardee	1
Bel Air, Collier	1
Alachua, Duval	1
Alpharetta, Broward	1
Key West, Duval	1
Kingsland, Nassau	1
Knoxville, Bay	1
Indian Rocks Beach, Duval	1
Jefferson, Dade	1
Jonesboro, Leon	1
Jupiter, Dade	1
Jupiter, St. Lucie	1
Kenilworth, Leon	1
Mckinney, Broward	1
Miamc, Dade	1
Lake Butler, Alachua	1
Lakeland, Unknown	1
Ldhl, Broward	1
Las Vegas, Palm Beach	1
North Palm Beach, Orange	1
Northport, Sarasota	1
Oakland, Lee	1
Milford, Lee	1
Micanopy, Marion	1
Monroe Township, Palm Beach	1
Moore Haven, Okeechobee	1
Morrisville, Unknown	1
Orlando, Putnam	1
Orlo Vista, Orange	1
Other, Dade	1
Pass-A-Grille Beach, Pinellas	1
Pembroke Lakes, Broward	1
North Porte, Unknown	1

COVID-19: characteristics of 1,076,547 Florida resident cases

Data through Dec 9, 2020 verified as of Dec 10, 2020 at 09:25 AM

Data in this report are provisional and subject to change.

The table below includes the cities and counties of residence for cases in Florida residents based on the patient's ZIP Code. Note that city is not always received as part of the initial notification and may be missing while the case is being investigated.

City and county	Cases
Notrealville, Polk	1
Ocoee, Manatee	1
Okeechobi, Unknown	1
Orlando, Gadsden	1
Orem, Dade	1
Orlando, Clay	1
Orlando, Walton	1
Oviedo, Lake	1
Panomo City, Bay	1
Pensacola, Dade	1
Plantation Key, Monroe	1
Plantation, Leon	1
Ridgewood, Lee	1
Roseville, Broward	1
San Marcos, Unknown	1
Sarasota, Unknown	1
Saint Petersburg, Bay	1
Pooler, Broward	1
Port Canaveral, Brevard	1
Surprise, Unknown	1
St Cloud, Orange	1
Syracuse, Unknown	1
Vernon, Walton	1
Unknown, Manatee	1
Venezuela, Unknown	1
University Of Central Florida, Duval	1
Twentynine Palms, Broward	1
Winfield, Hillsborough	1
Winter Garden, Lee	1
Winter Garden, Unknown	1
Winter Park, Bay	1
Whippany, Volusia	1
Xifamk, Dade	1
Metter, Manatee	1
Miami Dade, Unknown	1
Miamksaohes, Dade	1
Missing, Lafayette	1
North Brunswick, St. Lucie	1
North Lauderdale, Unknown	1
Monument, Broward	1
Mokena, Lee	1
Mount Vernon, Volusia	1
Mulberry, Hillsborough	1
Morrisville, Palm Beach	1
Inglis, Citrus	1
Greensboro, Leon	1
Irmo, Unknown	1
Island Grove, Alachua	1
Jacksonville, Baker	1
Key West, Palm Beach	1
Kilgore, Dade	1
Jupiter Inlet, Palm Beach	1
Macclenny, Dixie	1
Madison, Jefferson	1
Land O Lakes, Unknown	1
Landolakes, Unknown	1
Lima, Volusia	1
Callahan, Duval	1
Bradenton, Lee	1

COVID-19: characteristics of 1,076,547 Florida resident cases

Data through Dec 9, 2020 verified as of Dec 10, 2020 at 09:25 AM

Data in this report are provisional and subject to change.

The table below includes the cities and counties of residence for cases in Florida residents based on the patient's ZIP Code. Note that city is not always received as part of the initial notification and may be missing while the case is being investigated.

City and county	Cases
Bogota, Unknown	1
Clarcona, Seminole	1
Clearwater, Leon	1
Crescent Beach, Sarasota	1
Crestview, Broward	1
Crestview, Walton	1
Alafaya, Pinellas	1
Apopka, Leon	1
Atlanta, Walton	1
Attalla, Broward	1
Azalea Park, Lake	1
Azalea Park, Polk	1
Glen Cove, Unknown	1
Glen Saint Mary, Duval	1
Gainesville, Levy	1
Fleming Island, Duval	1
Crystal River, Marion	1
Cape San Blas, Gulf	1
Deerfield Beach, Polk	1
Defuniak Springs, Okaloosa	1
Eatonville, Hillsborough	1
Winnetka, Dade	1
Winter Springs, Orange	1
Youngstown, Washington	1
Zellwood, Brevard	1
Zellwood, Osceola	1
Winter Park, Manatee	1
Winter Park, Palm Beach	1
Winter Park, Pinellas	1
Unknown, Duval	1
Weston, Unknown	1
Wildwood, Lee	1
West Hollywood, Broward	1
West Palm Beach, Unknown	1
Tavares, Unknown	1
Temple, Palm Beach	1
Stiamk, Dade	1
Surfside Beach, Orange	1
Sun City Center, Lee	1
Pompano Beach, Dade	1
Pompano Beach, Osceola	1
Port Charlotte, Lee	1
Port Richey, Unknown	1
Port Saint Lucie, Marion	1
Port St Luice, Unknown	1
Port St. Lucie, St. Lucie	1
Rivera Beach, Unknown	1
Saint Petersburg, Duval	1
Roswell, Bay	1
Ruskin, Manatee	1
Missing, Washington	1
Missing, Flagler	1
Newaygo, Charlotte	1
Na, Dade	1
Naples, Leon	1
Okeechobee, Highlands	1
Pine Hills, Polk	1
Painted Post, Pasco	1
Palatka, Marion	1

COVID-19: characteristics of 1,076,547 Florida resident cases

Data through Dec 9, 2020 verified as of Dec 10, 2020 at 09:25 AM

Data in this report are provisional and subject to change.

The table below includes the cities and counties of residence for cases in Florida residents based on the patient's ZIP Code. Note that city is not always received as part of the initial notification and may be missing while the case is being investigated.

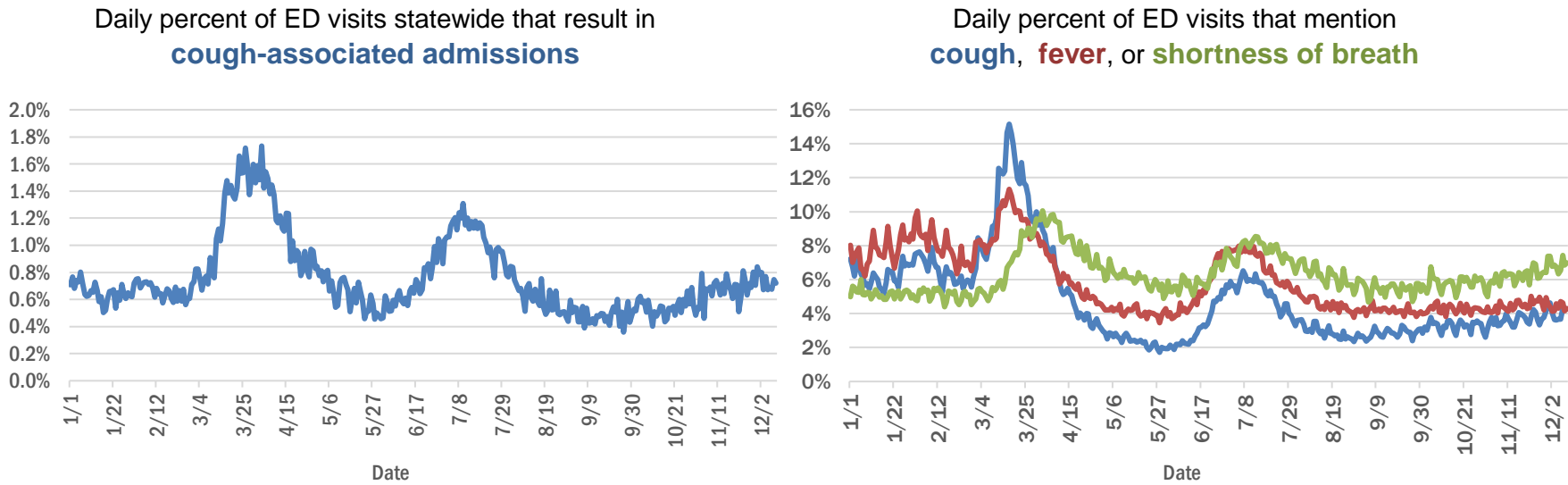
City and county	Cases
Pensacola Naval Hospital, Escambia	1
Mattoon, Lee	1
Milford, Bay	1
Littleton, St. Johns	1
Los Angeles, Orange	1
Marianna, Washington	1
Mary Esther, Hillsborough	1
Lake Worth, Unknown	1
Land, Unknown	1
Lecanto, Palm Beach	1
Lake In The Hills, Broward	1
Jupiter, Pinellas	1
Kansas City, Palm Beach	1
Boys Ranch, Suwannee	1
Celebration, Orange	1
Coal City, Pasco	1
Delray Beach, Broward	1
Arabi, Orange	1
Austin, Dade	1
Azalea Park, Broward	1
Addison, Pasco	1
Alafaya, Dade	1
Alford, Washington	1
Apo, Collier	1
Belle Isle, Seminole	1
Apopka, Alachua	1
Apopka, Citrus	1
Big Torch Key, Monroe	1
Black, Holmes	1
Boca Raton, Lee	1
Bonifay, Unknown	1
East Rockland Key, Monroe	1
Crescent City, Marion	1
Crestview, Unknown	1
Grant Valkaria, Brevard	1
Fort Worth, Broward	1
Franklin, Orange	1
Gainesville, Santa Rosa	1
Fort Lauderdale, Lee	1
Fort Pierce, Brevard	1
High Springs, Columbia	1
Gwynn Oak, Polk	1
Indianapolis, Lee	1
Jena, Taylor	1
Total	1,076,547

COVID-19: additional surveillance information

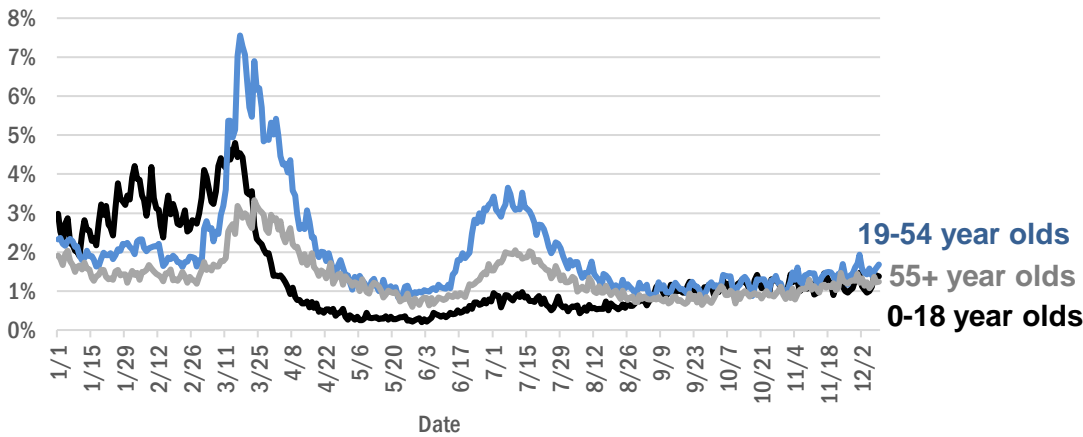
Data through Dec 9, 2020 verified as of Dec 10, 2020 at 09:25 AM

Data in this report are provisional and subject to change.

Statewide emergency department (ED) chief complaint and admission data



Daily percent of ED visits statewide that mention cough by age group



The Electronic Surveillance System for the Early Notification of Community-Based Epidemics (ESSENCE-FL) includes chief complaint data from 211 of 211 Florida EDs. Data are transmitted electronically to ESSENCE-FL daily or hourly.

COVID-19: testing by laboratory

Data through Dec 9, 2020 verified as of Dec 10, 2020 at 09:25 AM

Data in this report are provisional and subject to change.

The numbers in the table below represent the number of Florida and non-Florida residents for whom test results were received by the Department of Health. A person can be tested by more than one laboratory and can have both positive and negative results. **Therefore, the sum of the numbers in each column will be larger than the total number of people tested.**

Reporting lab	Inconclusive	Negative	Positive	Percent positive	Total
LABORATORY CORPORATION OF AMERICA	2,039	1,261,103	156,755	11%	1,419,897
QUEST DIAGNOSTICS	9,393	1,136,703	157,717	12%	1,303,813
CURATIVE LABS	7,968	786,434	94,221	11%	888,623
BIO REFERENCE LABORATORIES, INC	7,245	735,119	133,483	15%	875,847
GENETWORX	661	390,602	32,932	8%	424,195
REALTOX LABS LLC	3,854	345,414	55,435	14%	404,703
HELIX	3,169	270,774	38,844	12%	312,787
EAST FLORIDA STATE COLLEGE - BREVARD		208,283	26,373	11%	234,656
RCA LABORATORY SERVICES, LLC		183,512	12,483	6%	195,995
IMPACT HEALTH BIOMETRIC TESTING, INC	838	150,077	15,074	9%	165,989
NOMIHEALTH		141,782	15,636	10%	157,418
ELABNETWORK	1,058	131,321	10,831	8%	143,210
MAKO GENOMICS	5,796	113,392	18,504	13%	137,692
NORTHWEST LABORATORY	246	120,955	6,734	5%	127,935
BPHL-JACKSONVILLE	18	110,442	17,312	14%	127,772
MAYO CLINIC LABORATORIES	273	109,134	11,605	10%	121,012
ADVENT HEALTH LAB	112	101,260	13,957	12%	115,329
MEDICAL DIAGNOSTIC LABORATORIES	967	97,576	13,966	12%	112,509
ADVENTHEALTH LAB	98	101,148	10,036	9%	111,282
BAYCARE LABORATORIES LLC	456	99,143	8,403	8%	108,002
MEMORIAL REGIONAL HOSPITAL SOUTH	22	85,139	16,768	16%	101,929
BIOCOLLECTIONS WORLDWIDE, INC	601	89,575	11,637	11%	101,813
BPHL-MIAMI	225	86,298	14,013	14%	100,536
ASCENSION SACRED HEART HOSPITAL - PENSACOLA	2	86,216	11,128	11%	97,346
KORVALABS, INC	1,281	90,589	4,634	5%	96,504
ORLANDO HEALTH SYSTEM	590	85,315	8,153	9%	94,058
REAL DIAGNOSTICS	425	70,043	8,978	11%	79,446
SUNPATH MEDICAL DIAGNOSTICS LABORATORY	697	66,726	9,576	12%	76,999
TAMPA GENERAL HOSPITAL	4	70,071	5,542	7%	75,617
FULGENT DIAGNOSTICS LABORATORY	1,175	68,401	5,779	8%	75,355
UF HEALTH MEDICAL LAB	33	68,659	5,613	8%	74,305
BPHL-TAMPA (SPECTRUM BLVD)	45	61,900	10,378	14%	72,323
DIATHERIX LABORATORIES		62,447	8,684	12%	71,131
TESTING MATTERS INC	50	60,206	7,624	11%	67,880
AKESOGEN		53,329	8,518	14%	61,847
BAPTIST HEALTH SOUTH FLORIDA	207	49,267	7,614	13%	57,088
ASCENSION ST VINCENT'S - RIVERSIDE	1	49,793	5,710	10%	55,504
JACKSON MEMORIAL HOSPITAL CLINICAL LAB	79	45,616	8,556	16%	54,251
ARUP LABORATORIES	16	49,935	2,897	5%	52,848
AMERICAN HEALTH ASSOCIATES	9	47,069	3,480	7%	50,558
UF HEALTH SHANDS HOSPITAL	299	46,855	2,824	6%	49,978
LAKELAND REGIONAL MEDICAL CENTER	117	44,760	4,891	10%	49,768
AIT LABORATORIES		40,533	4,596	10%	45,129
VIRACOR EUROFINS		34,781	9,687	22%	44,468
SOUTH MIAMI HOSPITAL LAB	157	34,585	4,444	11%	39,186
PWNHEALTH	56	35,810	2,624	7%	38,490
ORANGE COUNTY CONVENTION CENTER		33,330	3,647	10%	36,977

COVID-19: testing by laboratory

Data through Dec 9, 2020 verified as of Dec 10, 2020 at 09:25 AM

Data in this report are provisional and subject to change.

The numbers in the table below represent the number of Florida and non-Florida residents for whom test results were received by the Department of Health. A person can be tested by more than one laboratory and can have both positive and negative results. **Therefore, the sum of the numbers in each column will be larger than the total number of people tested.**

Reporting lab	Inconclusive	Negative	Positive	Percent positive	Total
TALLAHASSEE MEMORIAL HOSPITAL	153	32,742	3,643	10%	36,538
BAPTIST HEALTH - JACKSONVILLE	4	33,873	2,251	6%	36,128
APPLIED INGENUITY DIAGNOSTICS LLC		34,530	1,586	4%	36,116
MIAMI DADE COUNTY		32,093	3,527	10%	35,620
WALGREENS	30	27,741	5,042	15%	32,813
LEE HEALTH - CAPE CORAL HOSPITAL	3	26,870	4,240	14%	31,113
BROWARD GENERAL MEDICAL CENTER-CLINICAL LAB	2	27,168	2,757	9%	29,927
SARASOTA MEMORIAL HOSPITAL MAIN LAB	12	27,277	2,054	7%	29,343
UNIVERSITY OF MIAMI HOSPITAL	32	25,713	2,745	10%	28,490
MILLENNIUM PHYSICIAN GROUP	16	24,344	4,069	14%	28,429
UF HEALTH JACKSONVILLE	42	24,759	2,215	8%	27,016
NICKLAUS CHILDREN'S HOSPITAL	52	23,591	3,370	12%	27,013
INGENIOUS PERSONALIZED MEDICINE	121	22,584	4,175	16%	26,880
FLORIDA HOSPITAL - TAMPA	37	24,674	2,001	7%	26,712
ECCO LAB GROUP CO	379	21,759	3,712	14%	25,850
NORTH FLORIDA REGIONAL MEDICAL CENTER		19,945	2,009	9%	21,954
MOUNT SINAI MEDICAL CENTER	7	19,948	1,901	9%	21,856
ST JOSEPHS HOSPITAL LABORATORY	18	19,268	2,481	11%	21,767
STATLAB_MOBILE	1	19,242	1,984	9%	21,227
BRANDON REGIONAL HOSPITAL		18,768	2,225	11%	20,993
ACCESS DX LABORATORY	195	18,707	1,875	9%	20,777
PALMETTO GENERAL HOSPITAL LAB	3	16,849	3,539	17%	20,391
ADVENT HEALTH - DAYTONA BEACH	32	18,882	1,418	7%	20,332
JUPITER MEDICAL CENTER LAB	51	18,404	1,637	8%	20,092
JFK MEDICAL CENTER LAB	1	17,478	2,185	11%	19,664
GENESIS REFERENCE LABORATORIES		17,989	1,570	8%	19,559
NAPLES COMMUNITY HOSPITAL	60	17,237	1,760	9%	19,057
LAB DIAGNOSTICS LLC	375	12,779	5,146	28%	18,300
PANCARE OF FLORIDA INC		15,793	1,582	9%	17,375
INTEGRATED REGIONAL LABORATORIES LLP		15,098	2,187	13%	17,285
BIOCERNA LABS	461	14,582	2,112	12%	17,155
AVENTUS BIO LABS	16	15,044	1,982	12%	17,042
PATIENTS FIRST LAKE ELLA MEDICAL CENTER PA		14,342	2,571	15%	16,913
DRS CLACK SPENCER WHITE & MCCORMACK PA D/B/A		15,056	1,455	9%	16,511
SAINT MARY'S MEDICAL CENTER	22	14,194	1,670	11%	15,886
MORTON PLANT HOSPITAL-ADLER INSTITUTE	9	14,252	1,325	9%	15,586
HEALTH CENTER AT SINAI RESIDENCES		15,088	311	2%	15,399
ADVENTIST HEALTH SYSTEMS SUNBELT INC DBA		14,840	449	3%	15,289
INDIAN RIVER MEDICAL CENTER LAB		13,669	844	6%	14,513
EXACT SCIENCES LABORATORIES		13,289	1,073	7%	14,362
HEALTHLINK DIAGNOSTIC LABORATORIES	91	12,570	873	6%	13,534
CLEVELAND CLINIC HOSPITAL LAB	4	11,984	1,517	11%	13,505
HOLY CROSS HOSPITAL CLINICAL LAB	1	12,622	756	6%	13,379
WELLINGTON REGIONAL MED CTR LAB	5	11,898	1,451	11%	13,354

COVID-19: testing by laboratory

Data through Dec 9, 2020 verified as of Dec 10, 2020 at 09:25 AM

Data in this report are provisional and subject to change.

The numbers in the table below represent the number of Florida and non-Florida residents for whom test results were received by the Department of Health. A person can be tested by more than one laboratory and can have both positive and negative results. **Therefore, the sum of the numbers in each column will be larger than the total number of people tested.**

Reporting lab	Inconclusive	Negative	Positive	Percent positive	Total
LEESBURG REGIONAL MEDICAL CENTER		11,934	1,207	9%	13,141
OSCEOLA REGIONAL MEDICAL CENTER	1	11,263	1,535	12%	12,799
HOMESTEAD HOSPITAL CLINICAL LABORATORY	25	10,434	2,119	17%	12,578
RUTGERS CLINICAL GENOMICS LABORATORY	44	11,874	422	3%	12,340
MEMORIAL HOSPITAL JACKSONVILLE	8	10,285	1,856	15%	12,149
STS LAB 2 LLC	6	11,802	336	3%	12,144
WATSON CLINIC LLP		10,290	1,762	15%	12,052
FLORIDA HOSPITAL WATERMAN LABORATORY	70	10,998	855	7%	11,923
ST MARKS HOSPITAL LABORATORY B	78	10,627	1,002	9%	11,707
MEMORIAL REGIONAL HOSPITAL CLINICAL LABORATORY	10	10,769	734	6%	11,513
PWN HEALTH	17	9,255	2,002	18%	11,274
LEE HEALTH - LEE MEMORIAL HOSPITAL		8,503	2,742	24%	11,245
WEST KENDALL BAPTIST HOSPITAL	9	9,091	2,037	18%	11,137
NORTHWEST MEDICAL CENTER	1	9,762	1,328	12%	11,091
DELRAY MEDICAL CENTER LAB	3	10,043	1,019	9%	11,065
ORANGE PARK MEDICAL CENTER	9	9,247	1,669	15%	10,925
PRIVA PATH LABS	46	10,349	508	5%	10,903
BETHESDA HOSPITAL EAST		9,864	889	8%	10,753
LAWNWOOD REGIONAL MEDICAL CENTER	1	9,324	1,295	12%	10,620
OAK HILL HOSPITAL		9,499	1,001	10%	10,500
LARKIN COMMUNITY HOSPITAL INC DBA CARDIOTROPIC		6,820	3,621	35%	10,441
BAPTIST HEALTH - SOUTH		9,677	711	7%	10,388
ST ANTHONY'S HOSPITAL LAB	13	9,238	1,024	10%	10,275
WINTER HAVEN HOSPITAL CLINICAL LABORATORY	3	8,770	1,407	14%	10,180
UHEALTH CORAL GABLES/LENNAR MED CTR	3	9,350	561	6%	9,914
LARGO MEDICAL CENTER		8,924	940	10%	9,864
SRQ DRIVE THROUGH☐		8,944	905	9%	9,849
CLEVELAND CLINIC TRADITION HOSPITAL		9,207	548	6%	9,755
GOOD SAMARITAN MEDICAL CENTER LAB	1	8,476	1,240	13%	9,717
BAYFRONT HEALTH - ST PETERSBURG	16	8,370	1,316	14%	9,702
LARKIN COMMUNITY HOSPITAL	10	8,405	1,286	13%	9,701
PALM BEACH BALL PARK		8,604	994	10%	9,598
COAST DIAGNOSTICS LLC	27	8,781	689	7%	9,497
WESTSIDE REGIONAL MED CTR	2	8,082	1,289	14%	9,373
AVECINA	17	8,727	562	6%	9,306
MEASE COUNTRYSIDE LAB	2	8,373	813	9%	9,188
MERCY HOSPITAL A CAMPUS OF PLANTATION GEN HOSP LAB	1	7,697	1,465	16%	9,163
ST JOSEPHS HOSPITAL	8	8,061	1,025	11%	9,094
GULF COAST MEDICAL CENTER MICROLAB		7,082	1,954	22%	9,036
PALMS WEST HOSPITAL LAB	2	7,718	1,241	14%	8,961
AEGIS SCIENCES CORPORATION	39	7,995	841	9%	8,875
MEDICAL CENTER OF TRINITY CLINICAL LABORATORY	1	8,008	807	9%	8,816
WEST FLORIDA HOSPITAL LAB		7,112	1,582	18%	8,694
REGIONAL MEDCIAL CENTER BAYONET POINT	2	8,090	546	6%	8,638
BOSTON HEART DIAGNOSTICS CORP		7,478	1,147	13%	8,625

COVID-19: testing by laboratory

Data through Dec 9, 2020 verified as of Dec 10, 2020 at 09:25 AM

Data in this report are provisional and subject to change.

The numbers in the table below represent the number of Florida and non-Florida residents for whom test results were received by the Department of Health. A person can be tested by more than one laboratory and can have both positive and negative results. **Therefore, the sum of the numbers in each column will be larger than the total number of people tested.**

Reporting lab	Inconclusive	Negative	Positive	Percent positive	Total
CORAL GABLES HOSPITAL CLINICAL LABORATORY		7,252	1,348	16%	8,600
BAPTIST HEALTHCARE - BAPTIST HOSPITAL	5	7,170	1,408	16%	8,583
HALIFAX MEDICAL CENTER LAB	33	7,347	1,174	14%	8,554
THE VILLAGES REGIONAL HOSPITAL		7,927	596	7%	8,523
WEST BOCA MEDICAL CENTER LAB		7,864	653	8%	8,517
VISTA CLINICAL DIAGNOSTICS	112	7,795	594	7%	8,501
MANATEE MEMORIAL HOSPITAL		7,737	656	8%	8,393
AVECINA MEDICAL OAKLEAF	3	6,977	1,330	16%	8,310
FLORIDA HOSPITAL HEARTLAND MED CTR CLINICAL LAB	33	7,245	974	12%	8,252
AVENTURA HOSPITAL LAB		6,699	1,495	18%	8,194
Capital Regional Medical Ctr		6,730	1,433	18%	8,163
LEE HEALTH - HEALTH PARK MEDICAL CENTER		6,769	1,325	16%	8,094
BLAKE MEDICAL CENTER		7,103	987	12%	8,090
PALM BEACH GARDENS MEDICAL CTR LAB		7,333	690	9%	8,023
ADVENT HEALTH - WESLEY CHAPEL	14	7,354	632	8%	8,000
ACCESS MEDICAL LABORATORIES		4,538	3,410	43%	7,948
NCH NORTH NAPLES HOSPITAL LAB	15	6,733	827	11%	7,575
DOCTORS HOSPITAL	4	6,400	1,165	15%	7,569
NIGHT LITE PEDIATRICS	4	5,768	1,732	23%	7,504
AVECINA MEDICAL	4	6,098	1,350	18%	7,452
INDIAN RIVER PATHOLOGY LLC		6,775	538	7%	7,313
FLORIDA HOSPITAL FLAGLER	29	6,717	456	6%	7,202
INFORM DIAGNOSTICS, INC		6,782	368	5%	7,150
LAKE CITY MEDICAL CENTER		5,759	1,345	19%	7,104
FLORIDA MEDICAL CENTER - A CAMPUS OF NORTH SHORE	2	6,118	838	12%	6,958
MALABAR MEDICAL WALK IN CLINIC		6,107	808	12%	6,915
PLANTATION GENERAL HOSPITAL		5,831	1,083	16%	6,914
BINAXNOW	9	5,401	1,476	21%	6,886
CORAL SPRINGS MED CTR		6,216	615	9%	6,831
NONA SCIENTIFIC	4	5,370	1,434	21%	6,808
NORTHSIDE HOSPITAL AND HEART INSTITUTE		6,119	639	9%	6,758
LUMINUS DIAGNOSTICS		6,162	529	8%	6,691
NORTH SHORE MEDICAL CENTER		5,536	1,106	17%	6,642
P4 CLINICAL, LLC	72	6,050	506	8%	6,628
NEMOURS CHILDRENS HOSPITAL		6,408	218	3%	6,626
FLORIDA HOSPITAL DELAND	10	5,751	819	12%	6,580
FLORIDA LABORATORY ANALYSIS		5,922	623	10%	6,545
GENOVA DIAGNOSTICS LABORATORY	17	6,109	416	6%	6,542
FLORIDA HOSPITAL ZEPHYRHILLS	10	5,981	528	8%	6,519
ALL CHILDREN'S HOSPITAL		6,155	362	6%	6,517
BROWARD HEALTH NORTH CLINICAL LABORATORY		5,720	722	11%	6,442
PATHNOSTICS	16	4,822	1,577	25%	6,415
CENTRAL FLORIDA REGIONAL HOSPITAL		5,767	575	9%	6,342
Lake City HM		5,856	349	6%	6,205
FLORIDA HOSPITAL OF CARROLLWOOD	22	5,454	678	11%	6,154
VISTA CLINICAL	7	3,454	2,664	43%	6,125
MEMORIAL HOSPITAL WEST LABORATORY SERVICES	14	5,491	550	9%	6,055

COVID-19: testing by laboratory

Data through Dec 9, 2020 verified as of Dec 10, 2020 at 09:25 AM

Data in this report are provisional and subject to change.

The numbers in the table below represent the number of Florida and non-Florida residents for whom test results were received by the Department of Health. A person can be tested by more than one laboratory and can have both positive and negative results. **Therefore, the sum of the numbers in each column will be larger than the total number of people tested.**

Reporting lab	Inconclusive	Negative	Positive	Percent positive	Total
CLEVELAND CLINIC MARTIN SOUTH HOSPITAL	1	5,487	491	8%	5,979
OCALA REGIONAL MEDICAL CENTER		5,309	640	11%	5,949
BAPTIST HEALTH SOUTH FLORIDA - WEST KENDALL URGENT CARE		5,054	837	14%	5,891
WEST PALM HOSPITAL LAB		5,427	461	8%	5,888
LEE HEALTH - GULF COAST MEDICAL CENTER	2	4,768	1,011	17%	5,781
FULGENT DIAGNOSTICS	98	5,336	335	6%	5,769
BAPTIST HEALTH - BEACHES		5,350	383	7%	5,733
UNITED CLINICAL LABORATORY LLC	2	4,562	1,060	19%	5,624
NIGHT LITE PEDIATRIC CENTER LLC		5,058	417	8%	5,475
KD MEDICAL CHOICE LLC		4,779	538	10%	5,317
MORTON PLANT-MEASE	1	4,926	388	7%	5,315
LABSTAT LLC	2	4,968	279	5%	5,249
MARTIN HOSPITAL SOUTH LAB		4,966	279	5%	5,245
ANNE BATES LEACH EYE HOSPITAL/ ABLEH MICROBIOLOGY LABORATORY		5,152	75	1%	5,227
MEDEXPRESS URGENT CARE	2	3,316	1,886	36%	5,204
MEMORIAL HOSPITAL MICRO		4,867	334	6%	5,201
POINCIANA MEDICAL CENTER		4,043	1,110	22%	5,153
LAKEWOOD RANCH MEDICAL CENTER		4,773	372	7%	5,145
ADVENTHEALTH CENTRA CARE LAKE BUENA VISTA		4,963	169	3%	5,132
LEON MEDICAL CENTERS LLC		4,042	1,022	20%	5,064
WEST MARION COMMUNITY HOSPITAL LAB		4,413	616	12%	5,029
FLORIDA HOSPITAL FISH MEMORIAL	19	4,412	592	12%	5,023
ST JOSEPHS NORTH HOSPITAL LAB	2	4,452	539	11%	4,993
AMERICAN FAMILY CARE		2,977	1,994	40%	4,971
ARCPOINT LABS	2	3,913	922	19%	4,837
SUNRISE MEDICAL LABORATORIES	2	4,511	298	6%	4,811
TROPICANA FIELD - LOT 2	17	4,297	411	9%	4,725
CLEVELAND CLINIC MARTIN NORTH HOSPITAL		4,287	427	9%	4,714
IMPERIAL POINT MEDICAL CENTER		4,346	361	8%	4,707
UNKNOWN	3	2,763	1,918	41%	4,684
CARDIOPATH	1	4,262	404	9%	4,667
ST LUCIE MEDICAL CENTER		3,829	823	18%	4,652
BAPTIST HEALTH SOUTH FLORIDA - COUNTRY WALK URGENT CARE		3,971	652	14%	4,623
SOUTH BAY HOSPITAL CLINICAL LAB		4,210	409	9%	4,619
AVERO DIAGNOSTICS - IRVING	2	4,293	282	6%	4,577
BAPTIST HEALTH - NASSAU		4,368	195	4%	4,563
DWIC OF TAMPA BAY INC		4,322	158	4%	4,480
OVIEDO MEDICAL CENTER		3,969	451	10%	4,420
GENESIS MEDICAL LABORATORY	55	3,744	595	14%	4,394
MOFFITT CANCER CENTER	6	4,253	86	2%	4,345
HIALEAH HOSPITAL	4	3,438	836	20%	4,278
SOUTH FLORIDA BAPTIST HOSPITAL MICRO	2	3,621	575	14%	4,198
FORT WALTON BEACH MEDICAL CENTER		3,631	546	13%	4,177
BAPTIST HEALTH SOUTH FLORIDA - MIAMI LAKES URGENT CARE		3,324	795	19%	4,119
HEALTHQUEST ESOTERICS		2,992	1,126	27%	4,118
MEDARBOR DIAGNOSTICS	1	3,187	877	22%	4,065
ST PETERSBURG GENERAL HOSPITAL		3,413	643	16%	4,056

COVID-19: testing by laboratory

Data through Dec 9, 2020 verified as of Dec 10, 2020 at 09:25 AM

Data in this report are provisional and subject to change.

The numbers in the table below represent the number of Florida and non-Florida residents for whom test results were received by the Department of Health. A person can be tested by more than one laboratory and can have both positive and negative results. **Therefore, the sum of the numbers in each column will be larger than the total number of people tested.**

Reporting lab	Inconclusive	Negative	Positive	Percent positive	Total
THE HEALTHCARE DISTRICT OF PALM BEACH COUNTY	13	3,644	349	9%	4,006
FLORIDA HOSPITAL NORTH PINELLAS	11	3,710	270	7%	3,991
CARDIOTROPIC LABS	83	3,141	724	18%	3,948
NIGHT LITE PEDIATRICS URGENT CARE	1	3,386	535	14%	3,922
CernerELR_Advent		3,606	297	8%	3,903
PHYSICIANS REGIONAL MEDICAL CENTER - PINE RIDGE RD	1	3,193	663	17%	3,857
VIKOR SCIENTIFIC	3	2,996	801	21%	3,800
SYNERGY LABORATORIES	7	3,384	341	9%	3,732
HOLIDAY CVS LLC		3,551	178	5%	3,729
BAPTIST HEALTH SOUTH FLORIDA - DORAL URGENT CARE		3,046	675	18%	3,721
UNIVERSITY HOSPITAL AND MEDICAL CENTER		2,828	806	22%	3,634
CLARITY LAB SOLUTIONS LLC		3,608	4	0%	3,612
SANTA ROSA MEDICAL CENTER		3,028	554	15%	3,582
ISPM LABS, LLC DBA CAPSTONE DIAGNOSTICS, LLC		3,496	78	2%	3,574
BAPTIST HEALTH SOUTH FLORIDA - WESTCHESTER URGENT CARE		2,983	559	16%	3,542
BAPTIST HEALTH SOUTH FLORIDA - CORAL SPRINGS URGENT CARE		3,103	413	12%	3,516
BAPTIST HEALTH SOUTH FLORIDA - PEMBROKE PINES URGENT CARE		3,012	497	14%	3,509
H LEE MOFFITT CANCER CENTER LABORATORY		3,417	47	1%	3,464
BAYCARE COMMUNITY HEALTH		3,396	66	2%	3,462
PUTNAM COMMUNITY MEDICAL CENTER		3,073	364	11%	3,437
BAYFRONT HEALTH - VENICE REGIONAL MEDICAL	1	3,184	250	7%	3,435
FLORIDA HOSPITAL OCALA		3,171	216	6%	3,387
BAPTIST HEALTH - NORTH		2,630	706	21%	3,336
GENE BY GENE, GENOMICS RESEARCH CENTER LAB	35	3,203	90	3%	3,328
EXPRESS GENE MOLECULAR DIAGNOSTICS LABORATORY		2,927	401	12%	3,328
WESTCHESTER HOSPITAL	23	2,732	568	17%	3,323
MEASE DUNEDIN HOSPITAL	4	3,051	262	8%	3,317
EGLIN AIR FORCE BASE	6	2,339	845	26%	3,190
PALMS OF PASADENA HOSPITAL		2,863	315	10%	3,178
RAULERSON HOSPITAL		2,651	483	15%	3,134
BAYFRONT HEALTH - PORT CHARLOTTE		2,856	254	8%	3,110
DOCTORS HOSPITAL OF SARASOTA CLINICAL LABORATORY		2,741	342	11%	3,083
ACUTIS DIAGNOSTICS	15	2,635	423	14%	3,073
SOLARIS DIAGNOSTICS	4	2,713	319	11%	3,036
MIDWAY SPECIALTY CARE CENTER DIAGNOSTICS	37	2,786	210	7%	3,033
SYNERGY DIAGNOSTIC LABORATORY	83	2,689	238	8%	3,010
MEMORIAL HOSPITAL- MIRAMAR	12	2,734	219	7%	2,965
ANGEL KIDS PEDIATRICS		2,852	101	3%	2,953
STONE CLINICAL LABORATORIES		2,789	96	3%	2,885
NORTHWEST FLORIDA COMMUNITY HOSPITAL	18	1,970	878	31%	2,866
TWIN CITIES HOSPITAL	1	2,528	304	11%	2,833
BETHESDA HOSPITAL WEST		2,549	236	8%	2,785
ADVENTHEALTH CENTRA CARE DR PHILLIPS		2,696	87	3%	2,783
WALGREENS ORLANDO	3	2,407	319	12%	2,729
WALGREEN CO	2	2,407	313	11%	2,722
BAPTIST HEALTH SOUTH FLORIDA - CORAL GABLES (UNIVERSITY) URGENT CARE		2,394	317	12%	2,711
ADVENTHEALTH CENTRA CARE WINTER GARDEN		2,591	111	4%	2,702

COVID-19: testing by laboratory

Data through Dec 9, 2020 verified as of Dec 10, 2020 at 09:25 AM

Data in this report are provisional and subject to change.

The numbers in the table below represent the number of Florida and non-Florida residents for whom test results were received by the Department of Health. A person can be tested by more than one laboratory and can have both positive and negative results. **Therefore, the sum of the numbers in each column will be larger than the total number of people tested.**

Reporting lab	Inconclusive	Negative	Positive	Percent positive	Total
VETERANS AFFAIRS MEDICAL CENTER - ORLANDO		1,342	1,340	50%	2,682
MEDCOMP SCIENCES LLC	29	1,316	1,329	50%	2,674
MEDICAL DNA LABS LLC	2	2,493	158	6%	2,653
CENTRA CARE – WATERFORD LAKES		2,045	572	22%	2,617
BAPTIST HEALTH SOUTH FLORIDA - TAMiami TRAIL URGENT CARE		2,048	486	19%	2,534
ADVENTHEALTH CENTRA CARE WINTER PARK		2,454	76	3%	2,530
ADVENT HEALTH - OCALA		2,124	401	16%	2,525
THE CENTER FOR URGENT CARE	2	2,039	484	19%	2,525
BAPTIST HEALTH SOUTH FLORIDA - PINECREST URGENT CARE		2,196	306	12%	2,502
BAPTIST HEALTH SOUTH FLORIDA - CORAL GABLES URGENT CARE		2,119	365	15%	2,484
CITRUS MEMORIAL HOSPITAL LABORATORY		2,196	283	11%	2,479
BAPTIST HEALTH SOUTH FLORIDA - WESTON URGENT CARE		2,242	235	9%	2,477
BAYFRONT HEALTH - SEVEN RIVERS		2,268	193	8%	2,461
MINUTECLINIC LLC #3703		2,138	313	13%	2,451
BAPTIST HEALTH SOUTH FLORIDA - DAVIE URGENT CARE		2,079	359	15%	2,438
ADVENTHEALTH CENTRA CARE UNIVERSITY		2,317	56	2%	2,373
SELECT LABORATORIES - MARION COUNTY, FL LLC	3	2,205	164	7%	2,372
ASCENSION SACRED HEART - EMERALD COAST		2,003	360	15%	2,363
BAYFRONT HEALTH - BROOKSVILLE		2,047	288	12%	2,335
LAKESIDE MEDICAL CENTER		1,861	474	20%	2,335
ADVENTHEALTH CENTRA CARE ST CLOUD		2,203	118	5%	2,321
MEMORIAL HOSPITAL PEMBROKE	3	2,049	261	11%	2,313
ADVENTHEALTH CENTRA CARE HUNTERS CREEK		2,158	150	6%	2,308
LEE HEALTH - COCONUT POINT CLINICAL LAB	2	1,872	433	19%	2,307
MINUTECLINIC		2,068	239	10%	2,307
BARTOW REGIONAL MEDICAL CENTER	1	2,017	281	12%	2,299
MINUTECLINIC LLC		1,956	318	14%	2,274
CLINICAL REFERENCE LABORATORY	2	2,195	77	3%	2,274
BAPTIST HEALTH SOUTH FLORIDA - PALMETTO BAY URGENT CARE		1,941	316	14%	2,257
ENGLEWOOD COMMUNITY HOSPITAL		2,082	171	8%	2,253
URGENT CARE CURE	2	1,976	266	12%	2,244
ADVENTHEALTH CENTRA CARE KISSIMMEE		2,127	73	3%	2,200
COMMUNITY HEALTH NORTHWEST FLORIDA	4	1,669	523	24%	2,196
CENTRA CARE SAINT CLOUD	1	1,885	303	14%	2,189
BAPTIST HEALTH SOUTH FLORIDA - KENDALE LAKES URGENT CARE		1,748	427	20%	2,175
QDX PATHOLOGY SERVICES	1	1,917	252	12%	2,170
SPORTS DRUG TESTING LABORATORY	37	2,057	55	3%	2,149
ADVENTHEALTH CENTRA CARE LEE ROAD		2,090	58	3%	2,148
SUNCOAST PATHOLOGY ASSOCIATES		1,976	158	7%	2,134
ADVENTHEALTH CENTRA CARE SANFORD		2,049	80	4%	2,129
ADVENTHEALTH CENTRA CARE CLERMONT		2,048	61	3%	2,109
BMCT Molecular Diagnostics Subsection		1,739	353	17%	2,092
AMELIA URGENT CARE		1,330	761	36%	2,091
HOLIDAY CVS LLC DBA CVS PHARMACY #5154		2,046	37	2%	2,083
HIGHLANDS REGIONAL MEDICAL CENTER		1,658	409	20%	2,067
ADVENTHEALTH CENTRA CARE LAKE MARY		1,996	64	3%	2,060
LOWER KEYS MEDICAL CENTER		1,839	218	11%	2,057

COVID-19: testing by laboratory

Data through Dec 9, 2020 verified as of Dec 10, 2020 at 09:25 AM

Data in this report are provisional and subject to change.

The numbers in the table below represent the number of Florida and non-Florida residents for whom test results were received by the Department of Health. A person can be tested by more than one laboratory and can have both positive and negative results. **Therefore, the sum of the numbers in each column will be larger than the total number of people tested.**

Reporting lab	Inconclusive	Negative	Positive	Percent positive	Total
DESOTO MEMORIAL HOSPITAL	3	1,677	341	17%	2,021
CLARITY LAB SOLUTIONS		1,733	254	13%	1,987
ADVENTHEALTH CENTRA CARE WATERFORD LAKES		1,854	113	6%	1,967
PHYSICIANS REGIONAL MEDICAL CENTER - COLLIER BLVD	1	1,493	472	24%	1,966
ADVENTIST HEALTH SYSTEMS, SUNBELT INC		1,908	52	3%	1,960
AHCC WESLEY CHAPEL		1,885	73	4%	1,958
DOC SMILEY'S URGENT CARE		1,705	247	13%	1,952
BAPTIST HEALTH URGENT CARE AT SAWGRASS		1,679	248	13%	1,927
BAPTIST HEALTH SOUTH FLORIDA - BRICKELL URGENT CARE		1,608	315	16%	1,923
ADVENTHEALTH CENTRA CARE MOUNT DORA		1,843	69	4%	1,912
ADVENTHEALTH CENTRA CARE SAND LAKE		1,830	50	3%	1,880
ADVENT HEALTH - HEART OF FLORIDA ER	1	1,696	161	9%	1,858
ADVENTHEALTH CENTRA CARE APOPKA		1,736	110	6%	1,846
BAPTIST HEALTHCARE - GULF BREEZE HOSPITAL	3	1,583	254	14%	1,840
MARINERS HOSPITAL		1,682	154	8%	1,836
LABORATORY OF FLORIDA LLC	40	1,641	112	6%	1,793
TALLAHASSEE PRIMARY CARE ASSOCIATES		1,626	144	8%	1,770
ADVENTHEALTH CENTRA CARE ALTAMONTE		1,700	58	3%	1,758
BAYFRONT HEALTH - PUNTA GORDA		1,656	90	5%	1,746
PRIMEHEALTH URGENT CARE	1	1,395	317	19%	1,713
BAPTIST HEALTH - CLAY		1,489	215	13%	1,704
HEALTH FIRST ADVENTHEALTH CENTRA CARE GATEWAY		1,654	43	3%	1,697
BAPTIST HEALTH - OAKLEAF		1,412	277	16%	1,689
BAPTIST HEALTH EMERGENCY CENTER COUNTRY WALK	1	1,424	262	16%	1,687
ADVENTHEALTH CENTRA CARE PORT ORANGE		1,645	40	2%	1,685
DOCTORS URGENT CARE LLC	1	1,408	269	16%	1,678
ADVENTHEALTH CENTRA CARE LAKELAND		1,626	47	3%	1,673
PRECISION HEALTH RESOURCES LLC		1,557	108	6%	1,665
ADVENT HEALTH - NEW SMYRNA		1,272	379	23%	1,651
SARKIS CLINICAL TRIALS		1,448	195	12%	1,643
PHYSICIANS STAT LAB		666	947	59%	1,613
JW PLASTIC SURGERY		1,368	236	15%	1,604
ADVENTHEALTH CENTRA CARE LONGWOOD		1,555	47	3%	1,602
ADVENTHEALTH CENTRA CARE OVIEDO		1,494	90	6%	1,584
EMPIRE CITY LABORATORIES INC	13	1,331	236	15%	1,580
BAYFRONT HEALTH - SPRING HILL		1,457	112	7%	1,569
ATLANTIS URGENT CARE	1	711	847	54%	1,559
GENUS3		1,498	59	4%	1,557
OPTEO LABORATORY		1,514	32	2%	1,546
DOCTORS TEST CENTERS		1,358	175	11%	1,533
FLOWERS HOSPITAL		1,397	132	9%	1,529
PALMS MEDICAL GROUP	5	1,184	322	21%	1,511
ADVENTHEALTH CENTRA CARE AZALEA PARK		1,434	71	5%	1,505
MEDEXPRESS URGENT CARE - ESTERO		1,366	133	9%	1,499
TAMPA COMMUNITY HOSPITAL		1,258	238	16%	1,496
BAPTIST HEALTH SOUTH FLORIDA - MIAMI BEACH URGENT CARE		1,280	209	14%	1,489
NATIONWIDE LABORATORY SERVICES INC	76	1,207	184	13%	1,467

COVID-19: testing by laboratory

Data through Dec 9, 2020 verified as of Dec 10, 2020 at 09:25 AM

Data in this report are provisional and subject to change.

The numbers in the table below represent the number of Florida and non-Florida residents for whom test results were received by the Department of Health. A person can be tested by more than one laboratory and can have both positive and negative results. **Therefore, the sum of the numbers in each column will be larger than the total number of people tested.**

Reporting lab	Inconclusive	Negative	Positive	Percent positive	Total
ADVENTHEALTH CENTRA CARE ORANGE LAKE		1,403	60	4%	1,463
ASSOCIATED PATHOLOGISTS, LLC	3	1,225	229	16%	1,457
NXGEN MDX LLC	3	1,327	114	8%	1,444
ARCPPOINT LABS OF FORT MYERS	1	1,184	257	18%	1,442
US BIOTEK LABORATORIES	5	1,218	203	14%	1,426
HEALTH FIRST ADVENTHEALTH CENTRA CARE TITUSVILLE		1,377	42	3%	1,419
PATIENTS CHOICE LABORATORIES		825	575	41%	1,400
PROHEALTH		616	745	55%	1,361
ASCENSION ST VINCENT'S - SOUTHSIDE		1,309	49	4%	1,358
UHEALTH DEERFIELD BEACH/UMSYLVESTER DEERFIELD BEACH LABORATORY	3	1,307	47	3%	1,357
SPARROW HEALTHCARE	2	1,151	198	15%	1,351
ADVENTHEALTH CENTRA CARE LEESBURG		1,307	41	3%	1,348
ADVANCE MEDICAL OF NAPLES		309	1,013	77%	1,322
JACKSON HOSPITAL CLINICAL LABORATORY		1,132	171	13%	1,303
ADVENTHEALTH PROMPT CARE	1	893	405	31%	1,299
NORTH SHORE LONG ISLAND JEWISH HEALTH		1,220	46	4%	1,266
SCION LAB SERVICES LLC	7	1,166	81	6%	1,254
COMMUNITY HEALTH CENTERS OF PINELLAS INC		1,036	207	17%	1,243
ADVENTHEALTH CENTRA CARE COLONIAL TOWN		1,189	50	4%	1,239
EMERALD COAST URGENT CARE		929	309	25%	1,238
MINUTECLINIC LLC # 0709		1,071	164	13%	1,235
CLINICORE		1,124	91	7%	1,215
COASTAL MED URGENT CARE		236	978	81%	1,214
ADVENTHEALTH CENTRA CARE SOUTH ORANGE		1,160	51	4%	1,211
EMERALD COAST URGENT CARE, LLC	1	916	294	24%	1,211
HEALTH FIRST ADVENTHEALTH CENTRA CARE COCOA		1,169	40	3%	1,209
FLORIDA FAMILY LABORATORY, INC DBA	3	1,118	85	7%	1,206
ASSURANCE SCIENTIFIC LABORATORIES	1	965	233	19%	1,199
MARTIN HEALTH SYSTEM - ST LUCIE WEST		1,089	110	9%	1,199
ACCESS MEDICAL LABS		746	448	38%	1,194
FLORIDA MEDICAL CLINIC	1	706	482	41%	1,189
NCF DIAGNOSTICS & DNA TECHNOLOGIES LAB	39	997	151	13%	1,187
EMERALD COAST URGENT CARE LLC		921	259	22%	1,180
LABTECH DIAGNOSTIC		925	235	20%	1,160
BARDMOOR LABORATORY	1	1,000	140	12%	1,141
EMERGENCY PHYSICIANS MEDICAL CENTER		224	904	80%	1,128
UNIVERSITY OF ALABAMA AT BIRMINGHAM		1,103	24	2%	1,127
NCH NORTHEAST	5	843	272	24%	1,120
CAPSTONE HEALTHCARE		781	319	29%	1,100
ADVENTIST HEALTH SYSTEMS SUNBELT IN DBA		1,075	23	2%	1,098
BIOCERNA MAIN LAB	1	977	104	10%	1,082
PEDIATRIC HEALTH CARE ALLIANCE PA		993	87	8%	1,080
INDIAN RIVER MEDICAL CENTER		968	103	10%	1,071
HEALTH FIRST ADVENTHEALTH CENTRA CARE MALABAR		1,014	48	5%	1,062
ADVENTHEALTH CENTRA CARE KIDS LAKE MARY		1,040	21	2%	1,061
MEDEXPRESS URGENT CARE HUDSON		885	175	17%	1,060
CAREFAST+		808	237	23%	1,045

COVID-19: testing by laboratory

Data through Dec 9, 2020 verified as of Dec 10, 2020 at 09:25 AM

Data in this report are provisional and subject to change.

The numbers in the table below represent the number of Florida and non-Florida residents for whom test results were received by the Department of Health. A person can be tested by more than one laboratory and can have both positive and negative results. **Therefore, the sum of the numbers in each column will be larger than the total number of people tested.**

Reporting lab	Inconclusive	Negative	Positive	Percent positive	Total
MINUTECLINIC LLC 5852		883	158	15%	1,041
MINUTECLINIC LLC #3631		880	159	15%	1,039
ADVENT HEALTH CENTRA CARE -WINTER PARK KIDS URGENT CARE		957	73	7%	1,030
NYU HOSPITALS CENTER CLINICAL LABORATORIES		996	22	2%	1,018
DOCTORS URGENT CARE OF LUTZ LLC	1	818	189	19%	1,008
PATIENTS FIRST – THOMASVILLE ROAD		892	111	11%	1,003
DONALD W ROBERTSON DO PA		746	250	25%	996
VAVA PARTNERS LLC		430	562	57%	992
EPN URGENT CARE NAPLES	2	746	244	25%	992
DYNIX DIAGNOSTIX		854	127	13%	981
TOM LEE COMMUNITY HEALTH CENTER		661	319	33%	980
MEDEXPRESS URGENT CARE CAPE CORAL		846	130	13%	976
TEMPUS CLINICAL LABORATORY	8	845	117	12%	970
LAB24 INC	3	292	662	69%	957
BAYA PHARMACY & URGENT CARE		639	294	32%	933
VERITOR		809	110	12%	919
COASTAL LABORATORIES		748	165	18%	913
PREMIER URGENT CARE OF BREVARD LLC		809	87	10%	896
AMELIA EXPRESS CARE		572	319	36%	891
PHYSICIANS PRIMARY CARE	1	782	98	11%	881
VRL EUROFINS - DALLAS		851	10	1%	861
ADVENT HEALTH - DADE CITY		761	88	10%	849
IGENOMIX USA LLC	25	746	78	9%	849
MC DIAGNOSTIC OF CONNECTICUT, PC #2220		736	111	13%	847
MEDEXPRESS URGENT CARE PALM BEACH GARDENS		828	18	2%	846
SHELL POINT NURSING PAVILION	1	821	23	3%	845
NORTH FLORIDA PEDIATRICS-TALLAHASSEE		782	58	7%	840
MEDFAST URGENT CARE CENTER		123	705	85%	828
PARRISH MEDICAL CENTER		729	93	11%	822
FLORIDA HOSPITAL ORLANDO		743	74	9%	817
STEWART REFERENCE LABORATORY	1	516	295	36%	812
ASCENSION ST VINCENT'S - CLAY		775	28	3%	803
BAY MEDICAL CENTER SACRED HEART HEALTH SYSTEM		616	185	23%	801
MEDEXPRESS FORT MYERS		673	125	16%	798
CARENOW URGENT CARE		529	265	33%	794
PHAROS HEALTH		622	167	21%	789
NITE LITE PEDIATRICS		228	561	71%	789
ELLENTON URGENT CARE		572	210	27%	782
GESSLER CLINIC		371	407	52%	778
MEDEXPRESS URGENT CARE - WEST TAMPA		740	34	4%	774
HISTOPATHOLOGY SERVICES, LLC		682	87	11%	769
BAPTIST HEALTH SOUTH FLORIDA - KEY BISCANE URGENT CARE EXPRESS		679	88	11%	767
LENCO MEDICAL LABORATORY		738	23	3%	761
MEDEXPRESS URGENT CARE LEHIGH ACRES		696	65	9%	761
MACDILL AIR FORCE BASE		709	51	7%	760
BAPTIST HEALTH SOUTH FLORIDA - COUNTRY WALK URGENT CARE EXPRESS		649	105	14%	754
MELBOURNE MEDICAL LABORATORY☐	1	633	119	16%	753

COVID-19: testing by laboratory

Data through Dec 9, 2020 verified as of Dec 10, 2020 at 09:25 AM

Data in this report are provisional and subject to change.

The numbers in the table below represent the number of Florida and non-Florida residents for whom test results were received by the Department of Health. A person can be tested by more than one laboratory and can have both positive and negative results. **Therefore, the sum of the numbers in each column will be larger than the total number of people tested.**

Reporting lab	Inconclusive	Negative	Positive	Percent positive	Total
GENE TOX WORLDWIDE	48	616	87	12%	751
MINUTECLINIC LLC #4415		610	127	17%	737
TRINITY SPRINGS		692	44	6%	736
MEDEXPRESS URGENT CARE OF BOYNTON BEACH LLC		705	25	3%	730
DYNIX DIAGNOSTICS	2	520	206	28%	728
RAINBOW RIVER MEDICAL LABORATORY		684	41	6%	725
DISNEY COVID TEST SITE		703	9	1%	712
BAYFRONT HEALTH - CITRUS HILLS		614	98	14%	712
NONE		308	403	57%	711
PARAMOUNT URGENT CARE - WINDERMERE		505	191	27%	696
ST ANNES NURSING CENTER		685	11	2%	696
ADVENTHEALTH CENTRA CARE		664	29	4%	693
BAYFRONT HEALTH URGENT CARE LLC		597	93	13%	690
PREMIER MEDICAL LABORATORY SERVICES	1	463	221	32%	685
CENTRA CARE		423	259	38%	682
ADVENT HEALTH LAB - ORLANDO		427	253	37%	680
DEPARTMENT OF CLINICAL LABS		672	8	1%	680
GENESIS LABORATORY MANAGEMENT	3	561	115	17%	679
QUICK CARE MED PL	2	590	84	12%	676
MINI ER ADULT AND PEDIATRIC URGENT CARE		574	98	15%	672
PARAMOUNT URGENT CARE		221	448	67%	669
LAKE WALES MEDICAL CENTER INC		583	74	11%	657
HOLIDAY CVS LLC DBA CVSPHARMACY #5155		627	18	3%	645
PARAMOUNT URGENT CARE - OVIEDO		386	257	40%	643
HealthSentry_UHS		595	45	7%	640
ASCENSION SACRED HEART - GULF		509	130	20%	639
MEDEXPRESS URGENT CARE - VERO BEACH		523	116	18%	639
MAVERICK LABS		452	186	29%	638
NAPLES URGENT CARE	1	418	219	34%	638
ESCAMBIA COMMUNITY CLINICS INC	4	472	161	25%	637
VENICE REGIONAL MEDICAL CENTER		551	83	13%	634
NCH HEALTHCARE SYSTEM MICROBIOLOGY LAB		1	629	100%	630
BAPTIST HEALTHCARE - JAY HOSPITAL		491	133	21%	624
ADVENTHEALTH CENTRA CARE CONWAY		584	38	6%	622
PENSACOLA PEDIATRICS PA	1	530	86	14%	617
STAGEZERO LIFE SCIENCES INC	1	569	46	7%	616
CAREFAST MURABELLA		495	118	19%	613
MINUTECLINIC LLC #5249		515	93	15%	608
TYNDALL AIR FORCE BASE		486	121	20%	607
MEDEXPRESS URGENT CARE - LAKELAND		564	38	6%	602
MEDEXPRESS URGENT CARE - GOLDEN GATE		531	70	12%	601
PATIENTS FIRST - MAHAN DRIVE		164	435	73%	599
VENTURE MEDICAL OF FLORIDA LLC		530	64	11%	594
ADVENT HEALTH CENTRA CARE - MOUNT DORA		276	316	53%	592
CHARLES AIESI CONSULTING INC	1	535	47	8%	583
EUROFINS NTD, LLC		545	33	6%	578
EXPRESS GENE MOLECULAR DIAGNOSTIC LABORATORY		2	574	100%	576

COVID-19: testing by laboratory

Data through Dec 9, 2020 verified as of Dec 10, 2020 at 09:25 AM

Data in this report are provisional and subject to change.

The numbers in the table below represent the number of Florida and non-Florida residents for whom test results were received by the Department of Health. A person can be tested by more than one laboratory and can have both positive and negative results. **Therefore, the sum of the numbers in each column will be larger than the total number of people tested.**

Reporting lab	Inconclusive	Negative	Positive	Percent positive	Total
ADVENT HEALTH CENTRA CARE - WATERFORD LAKES		480	94	16%	574
POINT OF CARE TESTING SITE		549	22	4%	571
CENTRA CARE – SOUTH ORANGE		405	165	29%	570
BAPTIST HEALTH - MD ANDERSON CANCER CENTER		556	3	1%	559
FLORIDA COMMUNITY HEALTH CENTER		481	71	13%	552
Victoria Nursing and Rehabilitation Center		523	26	5%	549
MEDEXPRESS URGENT CARE - ROYAL PALM BEACH		533	14	3%	547
VITAE DIAGNOSTICS		534	13	2%	547
DOCTOR'S MEMORIAL HOSPITAL		424	119	22%	543
MICROGEN DX		164	378	70%	542
CVS HEALTH		391	150	28%	541
PARAMOUNT URGENT CARE - ORLANDO		352	188	35%	540
MINUTECLINIC LLC #3463		468	71	13%	539
MINUTECLINIC LLC #5253		484	49	9%	533
VETERANS AFFAIRS MEDICAL CENTER - JAMES A HALEY			533	100%	533
INTERLACHEN PEDIATRICS		501	29	5%	530
FLAGLER HOSPITAL	8	27	495	93%	530
Tampa Lakes Health and Rehabilitation Center	2	462	62	12%	526
HOLY CROSS HOSPITAL LABORATORY			522	100%	522
ECCOLAB GROUP	1	142	377	73%	520
PRIMARY CARE OF THE TREASURE COAST		468	52	10%	520
MINUTECLINIC, LLC DBA MINUTECLINIC #4717		507	11	2%	518
SOUTHEAST ALABAMA MEDICAL CENT		469	47	9%	516
SOLARIS HEALTHCARE PALATKA		508	7	1%	515
NCF DIAGNOSTICS & DNA TECHNOLOGIES	15	190	309	60%	514
WHITE WILSON MEDICAL CENTER		33	480	94%	513
MANOR PINES CONVALESCENT CENTER LLC	1	504	7	1%	512
MOUNT SINAI LABORATORY		492	19	4%	511
HOLMES REGIONAL MEDICAL CENTER		5	502	99%	507
COASTAL PEDIATRIC GROUP		447	58	11%	505
SHORELINE PHYSICIAN GROUP		333	171	34%	504
TENNESSEE DOH - NASHVILLE	2	445	52	10%	499
ACCU REFERENCE MEDICAL LAB		246	253	51%	499
MOLECULAR INFECTIOUS DISEASES		492	7	1%	499
UNIVERSITY OF WEST FLORIDA STUDENT HEALTH SERVICES		413	85	17%	498
PALACE NURSING HOME & REHAB CENTER		497	1	0%	498
The Sands at South Beach		492	2	0%	494
MINUTECLINIC LLC #5854		427	67	14%	494
ED FRASER MEMORIAL HOSPITAL		383	101	21%	484
ST JOHN'S NURSING CENTER		478	5	1%	483
SEBASTIAN RIVER MEDICAL CENTER	1	379	98	21%	478
UHEALTH CLINIC AT WALGREENS		395	79	17%	474
VITAS HEALTHCARE CORPORATION OF FLA		472	2	0%	474
PHARMCO RX		415	54	12%	469
MEDEXPRESS URGENT CARE - DELAND		443	26	6%	469
MINI ER WATERFORD LAKES, THE		410	57	12%	467
MINUTECLINIC LLC #5190		403	64	14%	467

COVID-19: testing by laboratory

Data through Dec 9, 2020 verified as of Dec 10, 2020 at 09:25 AM

Data in this report are provisional and subject to change.

The numbers in the table below represent the number of Florida and non-Florida residents for whom test results were received by the Department of Health. A person can be tested by more than one laboratory and can have both positive and negative results. **Therefore, the sum of the numbers in each column will be larger than the total number of people tested.**

Reporting lab	Inconclusive	Negative	Positive	Percent positive	Total
GULF COAST MOLECULAR LABORATORIES	11	385	70	15%	466
KENDALL HEALTHCARE PROPERTIES DBA	2	457	7	2%	466
VETERANS AFFAIRS MEDICAL CENTER - BAY PINES		16	449	97%	465
DAVITA LABORATORY		416	48	10%	464
VILLA MARIA NURSING & REHAB CENTER INC	1	455	7	2%	463
Community_Health		362	91	20%	453
GULF COAST VILLAGE		433	19	4%	452
CLARITY LABS		389	62	14%	451
JOHN KNOX VILLAGE HEALTH CENTER		445	5	1%	450
BROWNWOOD CARE CENTER		408	33	7%	441
MEDONE PLLC		358	81	18%	439
MINUTECLINIC LLC #7886		403	34	8%	437
ADDICTION LABS OF AMERICA	1	400	36	8%	437
LEE COUNTY EMERGENCY MEDICAL SERVICE		388	47	11%	435
JACKSON MEMORIAL LONG TERM CARE CENTER		424	10	2%	434
AVECINA MEDICAL JULINGTON	1	240	189	44%	430
MEMORIAL PEMBROKE 24/7 CARE CENTER		328	102	24%	430
MEDEXPRESS PORT CHARLOTTE		412	18	4%	430
MEDFAST URGENT CARE CENTERS, LLC		394	36	8%	430
SANTA ROSA MEDICAL GROUP		356	72	17%	428
SMA SPECIALTY MEDICAL LAB		113	310	73%	423
GOLDEN GLADES NURSING & REHABILITATION CTR		419	4	1%	423
INTEGRITY LABORATORIES, LLC	1	327	94	22%	422
MID-FLORIDA PATHOLOGY		329	91	22%	420
PRIMARY CARE SERVICES AT INDIAN RIVER ESTATES		415	5	1%	420
NORTH OKALOOSA MEDICAL CENTER		244	176	42%	420
MINUTECLINIC LLC #5069		369	50	12%	419
GARCIA CLINICAL LABORATORY		28	390	93%	418
NEW YORK HOSPITAL LABORATORIES	1	399	11	3%	411
ACCESS POINT HEALTHCARE URGENT & PRIMARY CARE		311	94	23%	405
RIVER GARDEN HEBREW HOME FOR THE AGED		366	38	9%	404
CLEWISTON NURSING AND REHABILITATION CENTER		399	4	1%	403
BAPTIST HEALTH EMERGENCY CENTER AT WEST CORAL WAY		315	87	22%	402
TACACHALE CLINICAL LABORATORY		386	14	4%	400
THERADOC		152	248	62%	400
LEHIGH REGIONAL MEDICAL CENTER LAB		364	34	9%	398
NEW PLANT CITY FAMILY CARE	1	208	189	47%	398
NORTH SHORE LIJ URGENT CARE PC		385	12	3%	397
ENZO CLINICAL LABS INC	1	383	12	3%	396
PEDIATRIC HEALTH CARE ALLIANCE - NORTHDAL		363	31	8%	394
MEDICAL FP – WHOLE FAMILY HEALTH CENTER		357	37	9%	394
C.W. BILL YOUNG VA MEDICAL CENTER		16	376	96%	392
FOUNTAIN MANOR HEALTH AND REHAB CENTER	1	386	3	1%	390
ADVENT HEALTH CENTRA CARE - WINTER PARK		256	134	34%	390
BARBER		13	376	97%	389
CONSULATE HEALTH CARE OF NEW PORT RICHEY		383	5	1%	388
PARAMOUNT URGENT CARE VILLAGES		226	161	42%	387

COVID-19: testing by laboratory

Data through Dec 9, 2020 verified as of Dec 10, 2020 at 09:25 AM

Data in this report are provisional and subject to change.

The numbers in the table below represent the number of Florida and non-Florida residents for whom test results were received by the Department of Health. A person can be tested by more than one laboratory and can have both positive and negative results. **Therefore, the sum of the numbers in each column will be larger than the total number of people tested.**

Reporting lab	Inconclusive	Negative	Positive	Percent positive	Total
CONSULATE HEALTHCARE OF VERO BEACH	11	358	17	4%	386
THE HEALTH CENTER OF PLANT CITY		379	4	1%	383
ANY LAB TEST NOW	1	278	102	27%	381
COASTAL URGENT CARE		318	61	16%	379
VETERANS AFFAIRS MEDICAL CENTER		40	336	89%	376
BAYA PHARMACY WEST		8	365	98%	373
PALM GARDEN OF PORT SAINT LUCIE		368	3	1%	371
MEDONE URGENT CARE CENTER		149	222	60%	371
NORTH FLORIDA PEDIATRICS - LAKE CITY		260	110	30%	370
LIFE CARE CENTER OF HILLIARD		364	6	2%	370
HENDRY REGIONAL MEDICAL CENTER		107	263	71%	370
FLO-MEDILAB SERVICES		151	218	59%	369
LIFE CARE CENTER OF ORANGE PARK		366	2	1%	368
ADVENT HEALTH CENTRA CARE - PORT ORANGE		29	338	92%	367
KEYS AHEC SCHOOL MEDICAL CLINIC	4	314	46	13%	364
MINI ER AND URGENT CARE		256	106	29%	362
DOC SMILEYS URGENT CARE LLC		284	77	21%	361
WOODLANDS MEDICAL SPECIALISTS		296	65	18%	361
MEDEXPRESS URGENT CARE - CLEWISTON		306	53	15%	359
COVANCE CLINICAL RESEARCH UNIT INC		354	4	1%	358
Good Samaritan Society Kissimmee Village		325	32	9%	357
NEW YORK PRESBYTERIAN - CUMC CLINICAL		340	15	4%	355
EDEN SPRINGS NURSING AND REHAB CENTER		341	14	4%	355
INFORM DIAGNOSTICS		349	6	2%	355
MANOR AT CARPENTERS		333	21	6%	354
THE PRESERVE		347	1	0%	348
Plantation Bay Rehabilitation Center		342	6	2%	348
LAUDERDALE NURSING CENTER LLC	1	344	3	1%	348
SANFORD LABORATORIES		325	23	7%	348
BAYSHORE DIAGNOSTICS		309	37	11%	346
EMERALD SHORES HEALTH AND REHABILITATION		307	39	11%	346
PALM GARDEN OF OCALA		329	16	5%	345
NCH HEALTHCARE BONITA		249	95	28%	344
PRIMEHEALTH URGENT CARE INC		293	49	14%	342
SELECT REFERENCE LABORATORIES, LLC	1	326	12	4%	339
HEALTH CENTER AT BRENTWOOD	1	326	10	3%	337
FISHERMENS HOSPITAL CLINICAL LAB		309	27	8%	336
HILLCREST HEALTH CARE & REHABILITATION CENTER		329	5	1%	334
GENESIS DIAGNOSTICS		234	100	30%	334
HARTS HARBOR HEALTH CARE CENTER		332	2	1%	334
ADVENT HEALTH CENTRA CARE - LAKE MARY		86	248	74%	334
WEST GABLES HEALTH CARE CENTER		326	6	2%	332
Colonial Lakes Health Care		327	2	1%	329
FIU-HEALTH AUXILIARY LABORATORY		301	25	8%	326
MY CLINICAL LAB		224	101	31%	325
ST ANDREWS BAY SKILLED NURSING &		323	2	1%	325
USAFSAM/PHE		173	150	46%	323

COVID-19: testing by laboratory

Data through Dec 9, 2020 verified as of Dec 10, 2020 at 09:25 AM

Data in this report are provisional and subject to change.

The numbers in the table below represent the number of Florida and non-Florida residents for whom test results were received by the Department of Health. A person can be tested by more than one laboratory and can have both positive and negative results. **Therefore, the sum of the numbers in each column will be larger than the total number of people tested.**

Reporting lab	Inconclusive	Negative	Positive	Percent positive	Total
NAVAL HOSPITAL - JACKSONVILLE		41	282	87%	323
OPTUM LABS LLC		243	80	25%	323
FORT MYERS INTERNAL MEDICINE, LLC		293	29	9%	322
LIFE CARE CENTER OF PENSACOLA		316	5	2%	321
MEDEXPRESS URGENT CARE CORAL SPRINGS		275	46	14%	321
PENSACOLA PEDIATRICS	1	250	70	22%	321
NORTH FLORIDA REHABILITATION & SPECIALTY CARE☐		317	2	1%	319
MIDWAY SPECIALTY CARE CENTER	3	202	113	36%	318
MED FAST URGENT CARE CENTER		67	248	79%	315
VETERANS AFFAIRS MEDICAL CENTER - GAINESVILLE		2	313	99%	315
Crestview Rehabilitation Center		189	123	39%	312
VALENCIA HILLS HEALTH AND REHABILITATION CENTER		307	4	1%	311
ADVENT HEALTH - TAMPA		110	201	65%	311
The Manor at Blue Water Bay		301	10	3%	311
SANTA ROSA CENTER FOR REHABILITATION AND HEALING		295	16	5%	311
BALDWIN PEDIATRICS	1	294	15	5%	310
UR MEDICINE LABS- CENTRAL LABORATORY		299	10	3%	309
PRIMARY CARE SERVICES AT ST ANDREWS ESTATES		308			308
GENESIS MEDICAL LABORATORY MIAMI FL.		83	224	73%	307
ADVENT HEALTH CENTRA CARE - LEESBURG		13	293	96%	306
Point of Care Testing	1	104	200	66%	305
BALDOMERO LOPEZ STATE VETERANS NURSING HOME	2	301	1	0%	304
LIFE CARE CENTER OF NEW PORT RICHEY		287	17	6%	304
VILLAGE AT VIENNA SQUARE,THE☐	6	294	4	1%	304
INDIAN RIVER CTR, LLC		278	24	8%	302
MEDSCAN LABORATORY INC	1	161	138	46%	300
MYTEST DIAGNOSTICS		284	16	5%	300
NORTH FLORIDA PEDIATRICS PA - SUWANNEE		230	70	23%	300
WILLOW BROOKE COURT AT INDIAN RIVER ESTATES		285	14	5%	299
PEDIATRIC HEALTHCARE ALLIANCE PA		272	27	9%	299
FERNANDINA BEACH REHAB AND NURSING	1	297	1	0%	299
LEE HEALTH CONVENIENT CARE - PAGE FIELD		236	63	21%	299
CORE DIAGNOSTIC LABORATORIES LLC		220	78	26%	298
TREE HOUSE PEDIATRICS		269	29	10%	298
ADVENT HEALTH CENTRA CARE - TITUSVILLE		56	241	81%	297
SIPARADIGM, DIAGNOSTIC INFORMATICS		273	24	8%	297
SIGNATURE HEALTHCARE OF BROOKWOOD GARDENS		296			296
BUENA VISTA URGENT CARE		264	31	11%	295
Stacey Health Care Centers Inc. dba Riverside Care Center		286	6	2%	292
FLORIDA HOSPITAL WAUCHULA		191	100	34%	291
MEDEXPRESS LUTZ		2	289	99%	291
CREEKSIDE CARE CENTER		256	35	12%	291
NORTHWEST MEDICAL CENTER CLINICAL LABORATORY		175	116	40%	291
CLIFFORD CHESTER SIMS STATE VETERANS		285	5	2%	290
AUBURN UNIVERSITY MEDICAL CLINIC		227	62	21%	289
CORAL TRACE HEALTH CARE☐	1	287	1	0%	289
HARBOUR HEALTH CENTER		286	3	1%	289

COVID-19: testing by laboratory

Data through Dec 9, 2020 verified as of Dec 10, 2020 at 09:25 AM

Data in this report are provisional and subject to change.

The numbers in the table below represent the number of Florida and non-Florida residents for whom test results were received by the Department of Health. A person can be tested by more than one laboratory and can have both positive and negative results. **Therefore, the sum of the numbers in each column will be larger than the total number of people tested.**

Reporting lab	Inconclusive	Negative	Positive	Percent positive	Total
WILLOWBROOKE COURT AT EDGEWATER POINTE ESTATES		284	3	1%	287
SOLARIS HEALTHCARE CHARLOTTE HARBOR		277	9	3%	286
CORAL BAY HEALTHCARE AND REHABILITATION	1	280	3	1%	284
LAKELAND REGIONAL HEALTH SYSTEMS INC		16	266	94%	282
Palmetto Subacute Care Center		274	7	2%	281
SPECIALTY HEALTH AND REHABILITATION CENTER		258	23	8%	281
BOCA BIOLISTICS REFERENCE LABORATORY	2	185	94	33%	281
RUSKIN HEALTH CENTER		170	109	39%	279
ADVENT HEALTH CENTRA CARE - PALM COAST		36	242	87%	278
GENEIQ		264	14	5%	278
PRUITT HEALTH-SANTA ROSA		275	2	1%	277
CITRUS NURSING CENTER LLC		265	12	4%	277
MEDONE URGENT CARE AT ST. AUGUSTINE		96	180	65%	276
FLORIDA HOSPITAL MEDICAL GROUP		232	44	16%	276
BIOCEPT		259	16	6%	275
LIFE CARE CENTER OF OCALA		272			272
MINUTECLINIC LLC, #10357		269	1	0%	270
LIFEBRITE	1	115	151	57%	267
MEDICAL VB		226	40	15%	266
DOCTORS URGENT CARE		190	74	28%	264
DOCTORS CENTER,THE		209	55	21%	264
BRIDGEWATER PARK HEALTH AND REHAB		257	7	3%	264
Quest Diag Unspecifd		173	91	34%	264
MOORINGS PARK INSTITUTE, INC, THE		259	5	2%	264
Abbey Delray		264			264
PATIENTS FIRST LAKE ELLA MEDICAL CENTER		233	29	11%	262
LABORATORY SPECIALISTS OF MICHIGAN		113	149	57%	262
CONSULATE HEALTHCARE OF KISSIMMEE		247	12	5%	259
FLORIDA HOSPITAL HEARTLAND MED CTR LAKE PLACID		193	66	25%	259
CLIFFORD CHESTER SIMS VA NURSING HOME		251	8	3%	259
AURORA DIAGNOSTICS BERNHARDT LABORATORIES PATHOLOGY SERVICE		190	68	26%	258
DOH - INDIAN RIVER		222	36	14%	258
FLORIDA WOMAN CARE LABORATORY LLC		232	26	10%	258
PHYSICIANS REGIONAL WALK-IN		184	73	28%	257
FAST TRACK URGENT CARE CENTER		1	255	100%	256
NSPIRE HEALTHCARE MIAMI LAKES	3	245	8	3%	256
ADVENT HEALTH - CELEBRATION		243	12	5%	255
BLOUNTSTOWN REHABILITATION CENTER LLC		202	53	21%	255
URGENT CARE BETHESDA	1	204	49	19%	254
CITY MEDICAL OF NEW JERSEY, PC		232	22	9%	254
BIOCERNA LLC	8	188	56	22%	252
MANOR CARE HEALTH SERVICES - FT MYERS		250	2	1%	252
HAINES CITY REHABILITATION AND NURSING CENTER		249	1	0%	250
PALM GARDEN OF VERO BEACH		241	9	4%	250
Life Care Center at Wells Crossing		235	14	6%	249
TREASURE COAST COMMUNITY HEALTH	3	227	19	8%	249
QUALITOX LABORATORIES		105	144	58%	249

COVID-19: testing by laboratory

Data through Dec 9, 2020 verified as of Dec 10, 2020 at 09:25 AM

Data in this report are provisional and subject to change.

The numbers in the table below represent the number of Florida and non-Florida residents for whom test results were received by the Department of Health. A person can be tested by more than one laboratory and can have both positive and negative results. **Therefore, the sum of the numbers in each column will be larger than the total number of people tested.**

Reporting lab	Inconclusive	Negative	Positive	Percent positive	Total
JACKSON MEMORIAL PERDUE MEDICAL CENTER		241	7	3%	248
DR G'S URGENT CARE		216	31	13%	247
SPRINGTREE REHAB & HEALTH CARE CENTER		244	3	1%	247
SHELL POINT VILLAGE MEDICAL CENTER		246			246
MARTIN MEMORIAL MEDICAL CENTER LAB		128	118	48%	246
VETERANS AFFAIRS MEDICAL CENTER - LAKE CITY		52	192	79%	244
AVELLINO LAB USA, INC	1	237	6	2%	244
ROSEWOOD HEALTHCARE & REHABILITATION CENTER		239	4	2%	243
ASCEND CLINICAL	2	232	8	3%	242
SOUTHERN OAKS CARE CENTER	1	238	3	1%	242
ETHOS WELLNESS PHARMACY		221	20	8%	241
KEY WEST HEALTH AND REHAB	1	235	4	2%	240
GOOD SAMARITAN		236	1	0%	237
APP-UNIPATH, LLC	1	226	9	4%	236
PROHEALTH MEDICAL CLINIC		60	175	74%	235
SOLARIS HEALTHCARE PARKWAY	1	232	2	1%	235
ADVENT HEALTH CENTRA CARE - UNIVERSITY	1	94	139	59%	234
SHORE ACRES CARE CENTER		223	7	3%	230
DIAMOND RIDGE HEALTH AND REHABILITATION CENTER		222	8	3%	230
Marshall Health and Rehabilitation Center		228	2	1%	230
ADVENT HEALTH CENTRA CARE - ALTAMONTE SPRINGS		136	93	41%	229
MALABAR/ADVENT CENTRA CARE		43	186	81%	229
GROWING TOGETHER PEDIATRICS LLC		213	16	7%	229
FLORIDA GULF COAST UNIVERSITY		84	145	63%	229
RICARDO NAVARRO DO PA		213	15	7%	228
ST JUDE CHILDREN'S RESEARCH HOSPITAL		216	12	5%	228
renaissance health and rehabilitation center		225	2	1%	227
REGENTS PARK AT AVENTURA		221	5	2%	226
PHYSICIAN ASSOCIATES		203	23	10%	226
OAK HAMMOCK AT THE UNIVERSITY OF FLORIDA		220	4	2%	224
LEHIGH VALLEY GENOMICS			224	100%	224
24 HOUR PEDIATIC CARE CENTER	1	208	15	7%	224
MEDEXPRESS URGENT CARE - JAX ATLANTIC BLVD		210	14	6%	224
PARAMOUNT URGENT CARE - CLERMONT		150	74	33%	224
Vi at Lakeside Village Skilled Nursing		223			223
Signature HealthCare Center of Waterford		219	4	2%	223
BROWARD NURSING & REHABILITATION CTR	8	213	1	0%	222
OCEAN VIEW NURSING AND REHAB CENTER		212	10	5%	222
LAKE EUSTIS HEALTH AND REHABILITATION CENTER		221			221
ROSEWOOD HEALTH AND REHABILITATION CENTER		214	5	2%	219
HMA SANTA ROSA MEDICAL CENTER LLC DBA		178	40	18%	218
VITAS LUTHERAN TOWERS INPATIENT PROGRAM		214	2	1%	216
CONSULATE HEALTH CARE OF SAFETY HARBOR		212	4	2%	216
WILLISTON CARE CENTER		215			215
LAKE PORT SQUARE		200	14	7%	214
BAY VILLAGE OF SARASOTA INC		213	1	0%	214
GANDY CROSSING CARE CENTER		203	11	5%	214

COVID-19: testing by laboratory

Data through Dec 9, 2020 verified as of Dec 10, 2020 at 09:25 AM

Data in this report are provisional and subject to change.

The numbers in the table below represent the number of Florida and non-Florida residents for whom test results were received by the Department of Health. A person can be tested by more than one laboratory and can have both positive and negative results. **Therefore, the sum of the numbers in each column will be larger than the total number of people tested.**

Reporting lab	Inconclusive	Negative	Positive	Percent positive	Total
THE MANOR AT CARPENTERS		182	32	15%	214
PALM GARDEN OF GAINESVILLE	2	210	2	1%	214
PALMS OF SEBRING		200	13	6%	213
JACKSONVILLE BEACH PEDIATRIC CARE CENTER☐		194	19	9%	213
POCONO MEDICAL CENTER		212			212
SPECTOR SCIENTIFIC LAB	1	67	144	68%	212
HOMESTEAD MANOR		210	2	1%	212
BAPTIST PRIMARY CARE	1	172	38	18%	211
SUNRISE DIAGNOSTIC LABORATORY		158	53	25%	211
FAIRWAY OAKS CENTER LLC	5	203	2	1%	210
CHIPOLA HEALTH AND REHAB		199	11	5%	210
PARKS HEALTHCARE & REHABILITATION CTR	4	205	1	0%	210
MAYFLOWER ASSISTED LIVING		209	1	0%	210
ADVENT HEALTH CENTRA CARE - ORMOND BEACH		68	142	68%	210
BLOCK, NATION, CHASE, AND SMOLEN FAMILY MEDICINE		157	51	25%	208
THE PALACE AT HOMESTEAD		206	2	1%	208
AMELIA EXPRESS CARE LLC		179	29	14%	208
MANOR CARE NURSING CENTER OF SARASOTA FL LLC☐		203	5	2%	208
HARDEE MANOR HEALTH CARE CENTER	1	204	2	1%	207
URGENT CARE OF THE PALM BEACHES		2	205	99%	207
BUREAU OF CLINICAL LABORATORIES		171	36	17%	207
THE PALACE MANAGEMENT - THE PALACE AT CORAL GABLES		207			207
COMMUNITY HEALTH CENTERS OF PINELLAS, INC.		3	200	99%	203
CONSULATE HEALTH CARE OF WINTER HAVEN		203			203
TIDE LABORATORIES		166	37	18%	203
MEDRITE MEDICAL CARE, PC	90	98	14	7%	202
POLK COUNTY HEALTH DEPARTMENT		178	24	12%	202
BENTON PEDIATRICS INC		184	18	9%	202
WESTCHESTER GARDENS LIMITED PARTNERSHIP		199	2	1%	201
TAMARAC REHABILITATION & HEALTH CENTER		201			201
GATEWAY/ADVENT CENTRA CARE		13	188	94%	201
VAMC WEST PALM LAB		5	196	98%	201
MEMPHIS PATHOLOGY LABORATORY	2	186	12	6%	200
HOMESTEAD VILLAGE		198	2	1%	200
PROTEUS MOLECULAR AND CLINICAL LAB	1	144	55	28%	200
Taylor Care Center		197	2	1%	199
Premier Place at The Glenview		193	6	3%	199
PruittHealth Santa Rosa		195	4	2%	199
HEALTH FIRST - HOLMES REGIONAL MEDICAL CENTER		32	167	84%	199
PATHGROUP LABS LLC		94	104	53%	198
HERON POINTE HEALTH AND REHABILITATION	1	197			198
FULGENT GENETICS	2	161	35	18%	198
Bay Breeze Senior Living and Rehabilitation Center		176	22	11%	198
PARKLANDS FACILITY INC	1	196	1	1%	198
VILLAGE DOCTORS FAMILY MEDICAL CENTER OF		164	34	17%	198
ROSEN MEDICAL CENTER		180	17	9%	197
ADVENTHEALTH EXPRESS CARE		96	101	51%	197

COVID-19: testing by laboratory

Data through Dec 9, 2020 verified as of Dec 10, 2020 at 09:25 AM

Data in this report are provisional and subject to change.

The numbers in the table below represent the number of Florida and non-Florida residents for whom test results were received by the Department of Health. A person can be tested by more than one laboratory and can have both positive and negative results. **Therefore, the sum of the numbers in each column will be larger than the total number of people tested.**

Reporting lab	Inconclusive	Negative	Positive	Percent positive	Total
LAKELAND REGIONAL HEALTH - PWC/OB		35	161	82%	196
GOLDEN GATE FAMILY CLINIC		63	132	68%	195
FAST TRACK URGENT CARE CENTER - CARROLLWOOD		1	194	99%	195
LIFE CARE PONTE VEDRA INC		193	2	1%	195
KISSIMMEE FACILITY OPERATIONS LLC		189	6	3%	195
MARION E FETHER MEDICAL CENTER, THE		181	14	7%	195
LabCorp (Non-Interfaced)	1	104	89	46%	194
TUSKAWILLA NURSING AND REHAB CENTER	2	188	3	2%	193
ORANGE COUNTY HEALTH DEPT		185	8	4%	193
SUWANNEE HEALTH AND REHABILITATION CENTER		190	2	1%	192
GRAND COURT TAMPA		191	1	1%	192
Governors Creek Health and Rehabilitation	1	189	2	1%	192
PEDIATRICS OF CENTRAL FLORIDA PA	5	173	14	7%	192
CYPRESS COVE CARE CENTER		144	48	25%	192
XYZ LABORATORY	2	172	17	9%	191
FLORIDA CLINICAL LABORATORY-BIOREFERENCE LABORATORIES		63	128	67%	191
MEDEXPRESS URGENT CARE BOCA RATON		181	10	5%	191
MAIN STREET MEDICAL CENTER		3	187	98%	190
TIERRA PINES CENTER		183	7	4%	190
PALM GARDEN OF JACKSONVILLE	2	183	5	3%	190
ST CLOUD REGIONAL MEDICAL CENTER CLINICAL LAB		152	38	20%	190
EAST LAKE PEDIATRICS		146	43	23%	189
BREVARD HEALTH ALLIANCE		60	128	68%	188
ARCPPOINT LABS OF CORAL SPRINGS FL		168	20	11%	188
TGH		1	186	99%	187
NORTH FLORIDA PEDIATRICS PA		167	20	11%	187
ROLLINS COLLEGE WELLNESS CENTER		49	137	74%	186
HEALTH LINK DIAGNOSTIC LABORATORIES		182	4	2%	186
MANDARIN PEDIATRICS		175	11	6%	186
PLANTATION NURSING & REHAB CENTER		186			186
ASAP LAB LLC		95	90	49%	185
TREE HOUSE PEDIATRICS PLLC		177	8	4%	185
BOND AND STEELE CLINIC PA		72	113	61%	185
ST. JAMES BAY HEALTH AND REHABILITATION CENTER		183	1	1%	184
MIAMI JEWISH HEALTH SYSTEMS, INC	1	176	7	4%	184
NEO GENOMICS - FORT MYERS	1	178	4	2%	183
ST JAMES HEALTH AND REHABILITATION CENTER		180	3	2%	183
FL HUD DESTIN, LLC D/B/A GRAND BOULEVARD HEALTH		171	12	7%	183
BOND URGENT CARE LLC		140	43	23%	183
ABBOTT LABORATORIES		142	40	22%	182
CONSULATE HEALTH CARE OF BAYONET POINT	3	175	3	2%	181
MANORCARE HEALTH SERVICES - VENICE		143	38	21%	181
PCB CLINIC		136	45	25%	181
PROJECT HEALTH, INC SUMTERVILLE		158	22	12%	180
MINUTECLINIC LLC #3705		161	18	10%	179
CENTRA CARE – AZALEA PARK		98	81	45%	179
LUTHERAN HAVEN		176	2	1%	178

COVID-19: testing by laboratory

Data through Dec 9, 2020 verified as of Dec 10, 2020 at 09:25 AM

Data in this report are provisional and subject to change.

The numbers in the table below represent the number of Florida and non-Florida residents for whom test results were received by the Department of Health. A person can be tested by more than one laboratory and can have both positive and negative results. **Therefore, the sum of the numbers in each column will be larger than the total number of people tested.**

Reporting lab	Inconclusive	Negative	Positive	Percent positive	Total
HEALTHY STEPS PEDIATRICS		158	19	11%	177
ELLENTON PEDIATRICS		162	15	8%	177
MANOR OAKS NURSING & REHAB CENTER		175	1	1%	176
W FRANK WELLS NURSING HOME		159	17	10%	176
LYNN HAVEN SPORTS COMPLEX-WALKON CLINIC		18	158	90%	176
MIDWAY SPECIATLY CARE CENTER		94	81	46%	175
USA HEALTH UNIVERSITY HOSPITAL CLINICAL LABORATORY	1	171	2	1%	174
Consulate Health Care of St. Petersburg		174			174
CARRINGTON PLACE OF ST PETE LLC		172	1	1%	173
DOCTORS MEMORIAL FAMILY MEDICINE	2	115	55	32%	172
NORTHEAST FLORIDA NEUROLOGY CLINICS, INC		150	22	13%	172
ADVENT HEALTH CENTRA CARE - DAYTONA BEACH		89	83	48%	172
ADVENT HEALTH CENTRA CARE - WESLEY CHAPEL		4	167	98%	171
UNIVERSITY OF TAMPA STUDENT HEALTH AND SHC CLINICAL LABORATORY		41	130	76%	171
NIGHT LITE PEDIATRICS WINTER GARDEN		144	27	16%	171
KETAMINE HEALTH CENTERS LLC		155	16	9%	171
HEATHER HILL HEALTHCARE CENTER		164	7	4%	171
Boynton Beach Rehabilitation Center	1	170			171
BAPTIST HEALTH PRIMARY CARE	1	133	35	21%	169
BAY TREE CARE AND REHABILITATION CENTER		163	6	4%	169
ADVENT HEALTH CENTRA CARE - COLONIAL TOWN		121	47	28%	168
SIGNATURE HEALTHCARE OF NORTH FLORIDA		166	2	1%	168
PANAMA CITY DEVELOPMENTAL CENTER□		168			168
NADAL PEDIATRICS - VICTORIA STREET (3385)		141	26	16%	167
RULEME CENTER	1	164	2	1%	167
ORCHARD PARK HEALTH & REHABILITATION		167			167
MEDFAST URGENT CARE - ROCKLEDGE		28	138	83%	166
HARDEE COUNTY HEALTH DEPARTMENT		130	36	22%	166
SABAL PALMS HEALTH AND REHAB		128	37	22%	165
SIGNATURE HEALTHCARE AT THE COURTYARD		124	41	25%	165
MEDIPATH		4	160	98%	164
ADVENT HEALTH CENTRA CARE - OVIEDO		63	101	62%	164
BRADENTON HEALTH CARE		163			163
Destin Healthcare and Rehabilitation Center		160	2	1%	162
WOMEN’S CARE FLORIDA LABORATORY		157	5	3%	162
TRI COUNTY NURSING HOME		161	1	1%	162
CYPRESS VILLAGE		159	3	2%	162
FORT PIERCE HEALTH CARE		161			161
ST. CLOUD REGIONAL MEDICAL CENTER		155	6	4%	161
PruittHealth Panama City		157	3	2%	160
BLUE MED CONSULTANTS		155	5	3%	160
PALM GARDEN OF TAMPA		159	1	1%	160
CLARIDGE HOUSE NURSING CENTER		151	9	6%	160
GREENBRIAR REHABILITATION AND NURSING CENTER	1	159			160
PALM HARBOR PHARMACY		136	24	15%	160
KEYSTONE REHAB		160			160
READY RESPONDERS FLORIDA, PLLC		138	21	13%	159

COVID-19: testing by laboratory

Data through Dec 9, 2020 verified as of Dec 10, 2020 at 09:25 AM

Data in this report are provisional and subject to change.

The numbers in the table below represent the number of Florida and non-Florida residents for whom test results were received by the Department of Health. A person can be tested by more than one laboratory and can have both positive and negative results. **Therefore, the sum of the numbers in each column will be larger than the total number of people tested.**

Reporting lab	Inconclusive	Negative	Positive	Percent positive	Total
BROOKSVILLE HEALTHCARE CENTER LLC		158	1	1%	159
URGENT CARE OF THE PALM BEACHES, NORTH PALM BEACH			158	100%	158
PALM GARDEN OF AVENTURA		158			158
WUESTHOFF REF LABORATORY			158	100%	158
MICHAEL A MIDDLETON MD PA		154	4	3%	158
ARCHER HEALTH VENTURES, LLC		156	1	1%	157
AZALEA TRACE		151	6	4%	157
EPN URGENT CARE		43	113	72%	156
NSPIRE HEALTHCARE LAUDERHILL		152	3	2%	155
FLORIDA DEPARTMENT OF HEALTH		134	21	14%	155
TIMBERRIDGE NURSING HOME & REHAB		123	32	21%	155
PRUITT HEALTH		153	2	1%	155
COCOA BEACH/ADVENT CENTRA		41	114	74%	155
TALLAHASSEE NHHI LLC		153	1	1%	154
Chatsworth at PGA National, LLC		152	2	1%	154
MEDFAST URGENT CARE CENTER - COCOA			153	100%	153
PALMETTTO FACILITY INC	1	152			153
HOSPITAL FOR SPECIAL SURGERY		152	1	1%	153
GOOD SAMARITAN SOCIETY-DAYTONA		152	1	1%	153
STARKE FAMILY MEDICAL CENTER		129	23	15%	152
VETERANS AFFAIRS MEDICAL CENTER - MIAMI			152	100%	152
PALM GARDEN OF CLEARWATER		147	4	3%	151
PALM GARDEN OF WEST PALM BEACH		137	13	9%	150
DIAMOND RIDGE		147	3	2%	150
BAYVIEW CENTER		149	1	1%	150
MEDFAST URGENT CARE - TITUSVILLE		7	143	95%	150
CONSULATE HEALTH CARE OF MELBOURNE		149			149
PRECISION HEALTH RESOURCES, LLC	1	133	15	10%	149
FAWCETT MEMORIAL HOSPITAL-LAB		39	110	74%	149
Glades West Rehabilitation and Nursing Center		148			148
THE PALACE NURSING AND REHABILITATION CENTER		148			148
CITRUS HEALTH AND REHAB		128	19	13%	147
MEDFAST URGENT CARE - MELBOURNE			147	100%	147
Life Care Center of Punta Gorda	1	142	4	3%	147
BEAR CREEK NURSING CENTER		147			147
Bayside Care Center	1	140	5	3%	146
ELMHURST HOSPITAL CENTER	1	140	5	3%	146
ADVENT HEALTH CENTRA CARE - ST. CLOUD		131	15	10%	146
ADVENT HEALTH CENTRA CARE - CARROLLWOOD		1	143	99%	144
HOPE HOSPICE AND COMMUNITY SERVICES INC	2	139	3	2%	144
DAVID SCOTT MADWAR MD PA		132	12	8%	144
CARENOW	2	85	56	39%	143
COMMUNITY HEALTH AND REHABILITATION CENTER		135	7	5%	142
ENGLEWOOD HEALTHCARE AND REHABILITATION CENTER		141			141
EDGEWOOD NURSING CENTER		139	2	1%	141
The Inn at Sarasota Bay Club		140	1	1%	141
SILVERCREST HEALTH AND REHABILITATION CENTER	3	133	5	4%	141

COVID-19: testing by laboratory

Data through Dec 9, 2020 verified as of Dec 10, 2020 at 09:25 AM

Data in this report are provisional and subject to change.

The numbers in the table below represent the number of Florida and non-Florida residents for whom test results were received by the Department of Health. A person can be tested by more than one laboratory and can have both positive and negative results. **Therefore, the sum of the numbers in each column will be larger than the total number of people tested.**

Reporting lab	Inconclusive	Negative	Positive	Percent positive	Total
DIAMOND RIDGE HEALTH AND REHABILITATION		133	8	6%	141
EDGEWATER AT WATERMAN VILLAGE,THE		139			139
TERRACES OF LAKE WORTH CARE CENTER□		139			139
MANOR AT BLUEWATER BAY		131	6	4%	137
AMERICAN PATHOLOGY PARTNERS		136	1	1%	137
BAYFRONT HEALTH MEDICAL GROUP		106	31	23%	137
PHYSICIANS PRIMARY CARE LAB		106	31	23%	137
SARNO EXTENDED HOURS		95	42	31%	137
PEDIATRIC HEALTH CARE ALLIANCE, PA		125	12	9%	137
PPC-LAB EDI ORCHARD BI		129	8	6%	137
Heritage Healthcare at Tallahassee		135	1	1%	136
VITAS HEALTHCARE CORP OF CENTRAL FL		134	1	1%	135
AVENTURA REHAB AND NURSING CENTER		135			135
IRL MARKET LAB ALACHUA		104	31	23%	135
LAB CORP	1	86	47	35%	134
PALM BEACH COUNTY HEALTH DEPT LAB	1	131	2	1%	134
PALM BAY HOSPITAL		3	130	98%	133
OAKBROOK HEALTH AND REHABILITATION CENTER	1	132			133
PORT ST LUCIE REHABILITATION AND HEALTHCARE		98	35	26%	133
PERSONALIZED GENETIC TESTING		46	87	65%	133
UNITED CLINICAL LABORATORIES		124	9	7%	133
LABORATORY OF FLORIDA		83	50	38%	133
VRL EUROFINS		131	2	2%	133
ARBOR FACILITY INC		133			133
ORLANDO HEALTH EMERGENCY DEPARTMENT		126	7	5%	133
Parkview Rehabilitation Center at Winter Park		130	3	2%	133
PADDOCK RIDGE		133			133
BUFFALO CROSSING HEALTHCARE & REHABILITATION CTR		130	3	2%	133
CAYUGA MEDICAL CENTER AT ITHACA		129	3	2%	132
ADVENT HEALTH CENTRA CARE - DELAND		28	104	79%	132
FORT WALTON REHABILITATION CENTER		95	37	28%	132
THE REHABILITATION CENTER OF LAKE CITY		127	5	4%	132
ROSECASTLE OF ZEPHRHILLS		129	2	2%	131
Consulate Health Care of North Fort Myers		127	4	3%	131
INTEGRATED REGIONAL LABORATORIES		119	12	9%	131
LONGWOOD HEALTH AND REHABILITATION CENTER		125	6	5%	131
ALLSOUTH URGENT CARE			131	100%	131
MEDFAST URGENT CARE CENTER - SARNO		2	128	98%	130
AFC URGENT CARE CLEARWATER		80	50	38%	130
DXTERITY DIAGNOSTICS	1	126	3	2%	130
OCALA FAMILY MEDICAL CENTER INC		103	27	21%	130
BMHSI-AEL MICROBIOLOGY LABORATORY	2	102	25	19%	129
ASTON GARDENS AT PELICAN MARSH		128	1	1%	129
Consulate Healthcare of West Palm Beach		122	7	5%	129
CAPE CANAVERAL HOSPITAL		14	115	89%	129
CENTRACARE		17	112	87%	129
Rehabilitation Center for Park Place LLC		127	2	2%	129

COVID-19: testing by laboratory

Data through Dec 9, 2020 verified as of Dec 10, 2020 at 09:25 AM

Data in this report are provisional and subject to change.

The numbers in the table below represent the number of Florida and non-Florida residents for whom test results were received by the Department of Health. A person can be tested by more than one laboratory and can have both positive and negative results. **Therefore, the sum of the numbers in each column will be larger than the total number of people tested.**

Reporting lab	Inconclusive	Negative	Positive	Percent positive	Total
GENE BY GENE		61	68	53%	129
AMERICAN FINNISH NURSING HOME	1	125	2	2%	128
MILLENNIUM LAB SERVICES			127	100%	127
MEDFAST URGENT CARE CENTER - TITUSVILLE			127	100%	127
REFUAH HEALTH CENTER LABORATORY		124	3	2%	127
HUNT CLUB PEDIATRIC ASSOCIATES, P.A.		106	21	17%	127
ALL SEASONS NAPLES LLC		126			126
AFC URGENT CARE TYRONE		2	124	98%	126
J AND G MEDICAL GROUP LLC		109	17	13%	126
GOOD SAMARITAN SOCIETY OF DELAND		122	3	2%	125
ADVENT HEALTH CENTRA CARE - LONGWOOD		22	103	82%	125
AFC URGENT CARE SEMINOLE			124	100%	124
GENETWORKX		17	107	86%	124
UCC - WELLINGTON			124	100%	124
MACTOWN, INC		124			124
THE CLUB AND REHABILITATION CENTER		123	1	1%	124
MATHISON RETIREMENT COMMUNITY, INC		122	1	1%	123
LOOP PEDIATRICS PA		109	14	11%	123
REHABILITATION CENTER OF LAKE CITY, TH		119	4	3%	123
LIFE CARE CENTER OF ALTAMONTE SPRINGS		102	21	17%	123
AFC URGENT CARE FAMILY CARE			122	100%	122
PALM GARDEN OF WINTER HAVEN		108	14	11%	122
SILVER CREEK SENIOR LIVING COMMUNITY		122			122
ST CATHERINE'S WEST REHABILITATION HOSPITAL		120	1	1%	121
PARKVIEW HEALTH		121			121
GRAVITY DIAGNOSTICS, LLC		35	86	71%	121
MEDFAST URGENT CARE - EDGEWATER		2	119	98%	121
GESSLER CLINIC PA		98	22	18%	120
EAST LAKE PEDIATRICS PA		112	8	7%	120
TRI-COUNTY NURSING HOME		114	6	5%	120
SEA BREEZE REHAB AND NURSING CENTER		118	2	2%	120
FLAGLER COUNTY HEALTH DEPARTMENT		106	14	12%	120
FHMG-FLORIDA HOSPITAL MEDICAL GROUP		101	19	16%	120
ADVENT HEALTH - ORLANDO		107	13	11%	120
TRINITY REGIONAL REHAB CENTER		117	2	2%	119
BAYSIDE HEALTH AND REHABILITATION CENTER		119			119
ADVANCED MEDICAL CENTER		86	33	28%	119
Sunset Point Center		117	1	1%	118
TARPON POINT NURSING AND REHABILITATION CENTER		118			118
CORAL REEF NURSING & REHAB CENTER		118			118
COLOR GENOMICS, INC.	1	115	2	2%	118
REGENCY CARE OF BLOUNTSTOWN LLC		113	5	4%	118
MATHISON RETIREMENT COMMUNITY		114	4	3%	118
NEIGHBORHOOD MEDICAL CENTER		112	5	4%	117
SERANADES BY SONATA WEST ORANGE		105	12	10%	117
SERANADES IN THE VILLAGES		104	12	10%	116
SABAL DIRECT PRIMARY CARE, PA		98	17	15%	115

COVID-19: testing by laboratory

Data through Dec 9, 2020 verified as of Dec 10, 2020 at 09:25 AM

Data in this report are provisional and subject to change.

The numbers in the table below represent the number of Florida and non-Florida residents for whom test results were received by the Department of Health. A person can be tested by more than one laboratory and can have both positive and negative results. **Therefore, the sum of the numbers in each column will be larger than the total number of people tested.**

Reporting lab	Inconclusive	Negative	Positive	Percent positive	Total
AMERICAN RESEARCH LABS		7	108	94%	115
ADVENTHEALTH MEDICAL GROUP PROMPT CARE		95	19	17%	114
CANTERFIELD OF OCALA, LLC		112	2	2%	114
Timberridge Center for Rehabilitation and Healing		91	23	20%	114
NCRNC INC		112	2	2%	114
ARTHREX MEDICAL CENTER		45	69	61%	114
TRENTON MEDICAL CENTER INC DBA PALMS MEDICAL GROUP	2	92	19	17%	113
SUWANNEE VALLEY NURSING CENTER		111	2	2%	113
LITTLE PINE PEDIATRICS		83	30	27%	113
CARENOW URGENT CARE – FORT PIERCE		94	19	17%	113
DELTONA HEALTH CARE		96	17	15%	113
FLORIDA KEYS PEDIATRICS & ADOLESCENT CENTER		108	4	4%	112
COASTAL HEALTH AND REHAB		110	2	2%	112
ACCURATE DIAGNOSTIC LABS, INC		109	3	3%	112
ALLIED HEALTH FORT PIERCE		112			112
COQUINA CENTER		110	1	1%	111
LabCorp L#09258090 M#09258105		71	40	36%	111
FLORIDA HEALTH CARE PLAN INC		2	109	98%	111
MEDFAST URGENT CARE CENTER - COCOA BEACH			111	100%	111
PROVIDENCE HOSPITAL LABORATORY		106	5	5%	111
INTELEX LABS, LLC		111			111
AMBULATORY SURGERY CENTER OF BOCA RATON LTD		109	1	1%	110
FAMILY HEALTH CENTERS OF SWF LABS		92	18	16%	110
CENTRA CARE - HUNTER'S CREEK		52	58	53%	110
HILLSBOROUGH COUNTY DEVELOPMENTAL CTR	1	108			109
MOBILE INFIRMARY MED CENTER PATH LAB		98	11	10%	109
NORTH FL SOUTH GA HCS-MALCOM RANDALL VAMC			109	100%	109
BAYFRONT HEALTH ER PINELLAS PARK	1	71	37	34%	109
POINT WASHINGTON MEDICAL CLINIC		1	107	99%	108
ADVENT HEALTH CENTRA CARE - AZALEA PARK		91	17	16%	108
CHARTER SENIOR LIVING OF PANAMA CITY BEACH		93	15	14%	108
ADVENT HEALTH CENTRA CARE		8	100	93%	108
DOCTOR'S IN HOUSE LABORATORY		13	94	88%	107
ISLAND HEALTH AND REHABILITATION CENTER		107			107
TUSCAN GARDENS OF VENETIA MANAGEMENT COMPANY		106	1	1%	107
EVANS HEALTH CARE		104	2	2%	106
SHOAL CREEK REHABILITATION CENTER		71	35	33%	106
PALM GARDEN OF ORLANDO		103	3	3%	106
FIRST CHOICE PEDIATRICS		83	23	22%	106
GRAND OAKS HEALTH & REHABILITATION		106			106
CLINICAL PATHOLOGY LABS		2	104	98%	106
Whispering Oaks	5	97	4	4%	106
MEDICAL CENTER CLINIC-IMMEDIATE CARE	1	89	16	15%	106
Gulf Coast Healthcare (Longwood Health and Rehab		106			106
MINUTECLINIC DIAGNOSTIC OF RHODE ISLAND, LLC #729		101	4	4%	105
HEART OF FLORIDA REGIONAL MED CTR		34	71	68%	105
GLADES HEALTH CARE CENTER		104	1	1%	105

COVID-19: testing by laboratory

Data through Dec 9, 2020 verified as of Dec 10, 2020 at 09:25 AM

Data in this report are provisional and subject to change.

The numbers in the table below represent the number of Florida and non-Florida residents for whom test results were received by the Department of Health. A person can be tested by more than one laboratory and can have both positive and negative results. **Therefore, the sum of the numbers in each column will be larger than the total number of people tested.**

Reporting lab	Inconclusive	Negative	Positive	Percent positive	Total
BOCA GRANDE HEALTH CLINIC		101	3	3%	104
ADVENT HEALTH CENTRA CARE - BRANDON		29	75	72%	104
MEYER PEDIATRICS		93	11	11%	104
ATLANTIC SHORES NURSING AND REHAB CENTER		103	1	1%	104
BAY VIEW HEALTHCARE		85	19	18%	104
Nspire Health Care Kendall		100	4	4%	104
GOLD CHOICE SENIOR COMMUNITIES		75	29	28%	104
GRAVITY DIAGNOSTICS		42	62	60%	104
NORTH FLORIDA PEDIATRICS - MARIANNA		77	26	25%	103
Solaris Healthcare Daytona	1	102			103
SOLARIS HEALTHCARE MERRITT ISLAND		93	10	10%	103
ADVENT HEALTH CENTRA CARE - SANFORD		28	75	73%	103
UNIVERSITY MEDICAL CENTER SUITES		90	12	12%	102
PRIMECARE OF DOTHAN		68	33	33%	101
ADVENT HEALTH CENTRA CARE - WINTER HAVEN		30	71	70%	101
LAKESIDE NEUROLOGIC		96	4	4%	100
SUNFLOWER SPRINGS ASSISTED LIVING		97	3	3%	100
NATIONS BEST FAMILY HEALTH CARE		52	48	48%	100
WIMAUMA COMMUNITY HEALTH CENTER		80	20	20%	100
Bayside Health and Rehabilitation		99	1	1%	100
WOODBIDGE FACILITY INC		99	1	1%	100
Consulate Health Care of Port Charlotte		98	2	2%	100
ARCADIA HEALTH AND REHABILITATION CENTER		99			99
RIVERS FAMILY MEDICINE PA		85	14	14%	99
LASER & SURGERY CENTER OF THE PALM BEACHES☐		99			99
HIALEAH SHORES NURSING AND REHAB CENTER		92	7	7%	99
FLORIDA COMMUNITY HEALTH CENTERS INC			98	100%	98
PLAZA OF HALLANDALE BEACH		98			98
CENTRAL FLORIDA HEALTH CARE		46	52	53%	98
AFC URGENT CARE		44	54	55%	98
LONGWOOD FAMILY PRACTICE		80	18	18%	98
MEDFAST URGENT CARE CENTER - WICKHAM			98	100%	98
MINUTECLINIC LLC # 3579		83	14	14%	97
MEADOWCREST FAMILY PHYSICIANS		69	28	29%	97
DIGNITY HEALING, LLC		95	2	2%	97
PROVISTA DIAGNOSTICS, INC		96	1	1%	97
DBI HEALTH INC		95	2	2%	97
PAVILION FOR HEALTHCARE, THE		97			97
HEALTH CENTERS AT BRENTWOOD		96	1	1%	97
Chatham Glen Healthcare and Rehabilitation Center		95	1	1%	96
SEMINOLE NURSING PAVILION		89	7	7%	96
FLORIDA DEPARTMENT OF HEALTH IN POLK COUNTY		82	14	15%	96
BAYSHORE MEMORY CARE☐		96			96
PHYSICIANS REGIONAL CLINIC		82	14	15%	96
FELLOWSHIP HOME AT THE FAIRWAY LLC		96			96
PEDIATRIC ASSOCIATES ORLANDO		82	14	15%	96
Fernandina Beach Rehabilitation and Nursing Center		95			95

COVID-19: testing by laboratory

Data through Dec 9, 2020 verified as of Dec 10, 2020 at 09:25 AM

Data in this report are provisional and subject to change.

The numbers in the table below represent the number of Florida and non-Florida residents for whom test results were received by the Department of Health. A person can be tested by more than one laboratory and can have both positive and negative results. **Therefore, the sum of the numbers in each column will be larger than the total number of people tested.**

Reporting lab	Inconclusive	Negative	Positive	Percent positive	Total
VISTA MANOR		92	3	3%	95
OSPREY VILLAGE AT AMELIA ISLAND LTD		92	3	3%	95
GLOBAL CENTRAL LABS AT PPD	2	87	6	6%	95
NORTH PINELLAS STATMED QUICK QUALITY CLINICS		28	67	71%	95
THE TERRACE OF KISSIMMEE		80	15	16%	95
DEPARTMENT OF HEALTH & HUMAN SERVICES		94			94
ARDEN COURTS OF LARGO FL, LLC		91	3	3%	94
ADVENT HEALTH CENTRA CARE - KISSIMMEE		60	34	36%	94
DIAGNOSTIC SOLUTIONS		3	91	97%	94
VENICE REGIONAL BAYFRONT HEALTH (PULMONARY)		83	10	11%	93
MANOR CARE OF NAPLES FL LLC		93			93
SOUTH BALDWIN REGIONAL MEDICAL CENTER		89	4	4%	93
EVENT MED SERVICES LABORATORY		93			93
SOLARIS HEALTHCARE OSCEOLA		90	3	3%	93
NEW YORK CITY DEPARTMENT OF HEALTH & MENTAL		86	7	8%	93
DEVANSH LAB WERKS INC		77	15	16%	92
Solaris HealthCare Imperial		88	3	3%	91
SEMINOLE COUNTY HEALTH DEPARTMENT		73	18	20%	91
FHMG FLORIDA HOSPITAL MEDICAL GROUP		76	15	16%	91
UNIVERSITY OF MIAMI		1	90	99%	91
HALIFAX MEDICAL CENTER-PORT ORANGE LAB		79	12	13%	91
FAIR HAVENS CENTER, OPCO		89	2	2%	91
MONTEFIORE MEDICAL CENTER LABORATORIES - MOSES		84	7	8%	91
AVECINA MOBILE		83	8	9%	91
INN AT ASTON GARDENS, THE		90	1	1%	91
FLORIDA HEALTH CARE PLANS			91	100%	91
TUSCAN GARDENS OF PALM COAST		90	1	1%	91
OCEAN REEF MEDICAL CENTER		74	16	18%	90
SAINTS 120 LLC	1	89			90
GEORGIA DEPARTMENT OF PUBLIC HEALTH		1	89	99%	90
ADVENT HEALTH CENTRA CARE - TEMPLE TERRACE		38	52	58%	90
EXOSOME DIAGNOSTICS		85	5	6%	90
AYERS HEALTH & REHABILITATION CENTER		90			90
HOLY CROSS HOSPITAL		12	77	87%	89
JEFFERY WEINZWEIG		2	87	98%	89
ADVENT HEALTH CENTRA CARE - WATERMAN		78	11	12%	89
PREMIER URGENT CARE OF BREVARD		2	87	98%	89
LPG COCONUT POINT		75	14	16%	89
FINLAY CLINICAL LABORATORY		28	61	69%	89
MINUTECLINIC LLC # 0514		81	7	8%	88
VILLAGE DOCTORS OF KEYSTONE		73	15	17%	88
GOVERNOR'S CREEK HEALTH & REHABILITATION		87	1	1%	88
AVERO DIAGNOSTICS		64	24	27%	88
YOUR FAMILY WALK-IN CLINIC			88	100%	88
WESTCHESTER MEDICAL CENTER		87	1	1%	88
PACIFIC ANALYTICS			88	100%	88
BRANDON HEALTH AND REHABILITATION CENTER	1	85	1	1%	87

COVID-19: testing by laboratory

Data through Dec 9, 2020 verified as of Dec 10, 2020 at 09:25 AM

Data in this report are provisional and subject to change.

The numbers in the table below represent the number of Florida and non-Florida residents for whom test results were received by the Department of Health. A person can be tested by more than one laboratory and can have both positive and negative results. **Therefore, the sum of the numbers in each column will be larger than the total number of people tested.**

Reporting lab	Inconclusive	Negative	Positive	Percent positive	Total
TIFFANY HALL NURSING AND REHAB CENTER		87			87
JACKSON PLAZA NURSING & REHAB CENTER		86	1	1%	87
TRADITION MEDICAL CENTER LABORATORY		48	39	45%	87
LIFE CARE CENTER OF WINTER HAVEN		75	12	14%	87
PEDIATRICS OF GREATER ORLANDO		77	10	11%	87
MINUTE CLINIC LLC		73	14	16%	87
ABBIEJEAN RUSSELL CARE CENTER☐		87			87
Solaris Healthcare Lake Bennet		76	10	12%	86
ASSOCIATESMD MEDICAL GROUP INC		71	15	17%	86
SMILEY MEDICAL GROUP		59	27	31%	86
FINLAY CLINICAL LABORATORY INC		28	58	67%	86
PEDIATRICS IN BREVARD PA		79	7	8%	86
WHITE PLAINS HOSPITAL CENTER LAB		86			86
MV MEDICAL PRACTICE DBA PRIMARY URGENT CARE		83	3	3%	86
SUN COUNTRY PEDIATRICS PLLC	6	74	6	7%	86
MINUTECLINIC LLC #3662		79	6	7%	85
CHILDRENS MEDICAL ASSOCIATION		77	8	9%	85
DAYSPRING VILLAGE		84	1	1%	85
NAVY HOSPITAL			85	100%	85
SURREY PLACE CARE CENTER		80	5	6%	85
KALEIDA HEALTH CENTER FOR LABORATORY		80	5	6%	85
FLORIDA DEPARTMENT OF HEALTH CLAY COUNTY		45	40	47%	85
DOCTORS MEMORIAL HOSPITAL		31	54	64%	85
W. FRANK WELLS NURSING HOME		84	1	1%	85
WEDGEWOOD HEALTHCARE CENTER		82	3	4%	85
FAST TRACK URGENT CARE CENTER - RIVERVIEW			84	100%	84
MINUTECLINIC LLC #5214		79	5	6%	84
ADVENT HEALTH CENTRA CARE - CITRUS PARK		8	76	90%	84
PINES OF SARASOTA GARDEN		84			84
QUICK CARE MED		62	22	26%	84
BAYA POINTE NURSING AND REHABILITATION		1	82	99%	83
PIONEER CLINICAL LAB, LLC		70	13	16%	83
ADVENT HEALTH CENTRA CARE - SOUTH ORANGE		69	14	17%	83
DAIRY ROAD URGENT CARE		54	29	35%	83
SOLARIS HEALTHCARE LAKE CITY		50	33	40%	83
FAST TRACK URGENT CARE CENTER - WESTCHASE			82	100%	82
LAB		29	53	65%	82
HERON CLUB AT PRESTANCIA		80	2	2%	82
ARBOR TRAIL		77	5	6%	82
THE PAVILION FOR HEALTH CARE		72	10	12%	82
HURLBURT FIELD CLINIC		39	43	52%	82
BOCA RATON REHABILITATION CENTER		79	3	4%	82
OAKS OF KISSIMMEE HEALTH AND REHABILITATION CENTER		81			81
HEARTLAND PEDIATRICS OF LAKE WALES		74	7	9%	81
KEYS MEDICAL GROUP			81	100%	81
ADVENT HEALTH - PALM HARBOR ER		64	17	21%	81
DISCOVERY VILLAGE AT NAPLES		81			81

COVID-19: testing by laboratory

Data through Dec 9, 2020 verified as of Dec 10, 2020 at 09:25 AM

Data in this report are provisional and subject to change.

The numbers in the table below represent the number of Florida and non-Florida residents for whom test results were received by the Department of Health. A person can be tested by more than one laboratory and can have both positive and negative results. **Therefore, the sum of the numbers in each column will be larger than the total number of people tested.**

Reporting lab	Inconclusive	Negative	Positive	Percent positive	Total
MIAMI SHORES NURSING & REHAB		81			81
Solaris Healthcare Coconut Creek		79	2	2%	81
MINUTECLINIC LLC #1055		62	19	23%	81
QUICK CARE MED PL CR		77	3	4%	80
MIDWAY PRIMARY CARE, LLC		78	2	3%	80
INTERLACHEN PEDIATRICS PA		77	3	4%	80
HEALTH CARE DISTRICT OF PALM BEACH COUNTY MAIN OFFICE	1	9	70	88%	80
24/7 PEDIATRIC CARE CENTERS INC		77	3	4%	80
CLYDE E LASSEN STATE VETERANS NURSING HOME		56	23	29%	79
RDV SPORTSPLEX PEDIATRICS		64	15	19%	79
MINUTECLINIC LLC # 3686		69	10	13%	79
NSPIRE HEALTHCARE TAMARAC		78	1	1%	79
FIRST CHOICE PRIMARY CARE		59	20	25%	79
NOMIHEALTH LAB SERVICES		7	72	91%	79
VILLAGE PLACE NH LLC□		59	20	25%	79
UNIVERSITY HEALTH SYSTEM INC		71	7	9%	78
ANCIENT CITY PEDIATRICS		76	2	3%	78
FIRST CHOICE PEDIATRICS SEMORAN		65	13	17%	78
NITE LITE PEDIATRICS - JACKSONVILLE		76	2	3%	78
VETERANS AFFAIRS MEDICAL CENTER - PALO ALTO		28	50	64%	78
EDGEWATER AT WATERMAN VILLAGE		78			78
SUNLAND MARIANNA COX MEDICAL CENTER		69	9	12%	78
HENDRY REGIONAL MEDICAL CENTER CLINICAL LABORATORY		65	12	16%	77
CBS LABS OF TAMPA LLC		3	74	96%	77
EXPRESS URGENT CARE LLC		1	76	99%	77
ORANGE CITY NURSING AND REHAB		75	2	3%	77
JACKSONVILLE KIDS PEDIATRICS, PLLC		65	12	16%	77
CONSULATE HEALTH CARE OF SARASOTA□		77			77
SPRINGS AT LAKE POINTE WOODS		75	2	3%	77
Emory L Bennett State Veterans Nursing Home		76	1	1%	77
JACKSONVILLE NURSING AND REHAB CENTER		76	1	1%	77
CAREMOUNT MEDICAL - PATHOLOGY		75	2	3%	77
TRUE NORTH HEALTH NAVIGATION LLC DBA DISPATCHHEALTH	1	60	16	21%	77
THE COURTYARD ASSISTED LIVING		73	3	4%	76
FG RAPID RESULTS	1	46	29	38%	76
BROWARD HEALTH CORAL SPRINGS EPIDEMIOLOGY DEPT		1	75	99%	76
DYNAMIC MEDICAL USA			76	100%	76
VIERA HOSPITAL			76	100%	76
PRO CLINIC		59	17	22%	76
THE WELLNESS CENTER AT LAKEWOOD RANCH			75	100%	75
CENTERSTONE OF FLORIDA□		72	3	4%	75
FAST TRACK URGENT CARE CENTER - SOUTH TAMPA			75	100%	75
CORE BIO LABS		42	33	44%	75
MINUTECLINIC LLC #7887		70	5	7%	75
MEDFAST URGENT CARE CENTERS LLC		19	56	75%	75
MD 365 MEDICAL CARE		74	1	1%	75
ST MARK ASSISTED LIVING CENTER	1	63	11	15%	75

COVID-19: testing by laboratory

Data through Dec 9, 2020 verified as of Dec 10, 2020 at 09:25 AM

Data in this report are provisional and subject to change.

The numbers in the table below represent the number of Florida and non-Florida residents for whom test results were received by the Department of Health. A person can be tested by more than one laboratory and can have both positive and negative results. **Therefore, the sum of the numbers in each column will be larger than the total number of people tested.**

Reporting lab	Inconclusive	Negative	Positive	Percent positive	Total
PALMS MEDICAL GROUP HIGH SPRINGS		67	7	9%	74
BOSTON RED SOX CLUB LP		74			74
CRONOS CLINICAL LABORATORY	1	71	2	3%	74
SEASIDE HEALTH AND REHABILITATION CENTER		18	56	76%	74
NOAH CLINICAL LABORATORY		63	11	15%	74
AMERICA'S PHARMACY LLC		67	7	9%	74
HAVEN OF OUR LADY OF PEACE INC		74			74
WINDSOR REFLECTIONS		74			74
MINUTECLINIC LLC #1771		65	9	12%	74
ADVENT HEALTH CENTRA CARE - ORANGE CITY		4	69	95%	73
SCOTT LAKE HEALTH AND REHABILITATION CENTER		71	2	3%	73
LAKEVIEW TERRACE RETIREMENT COMMUNITY		71	2	3%	73
CONSULATE HEALTH CARE – LAKE MARY		72	1	1%	73
CATHOLIC HEALTH SYSTEM DEPT LABORATORY		71	1	1%	72
Concordia Village of Tampa AL		72			72
SARAPATH DIAGNOSTICS			72	100%	72
MINUTECLINIC LLC #4987		63	9	13%	72
GRANDE, THE☐		69	3	4%	72
DIAGNOSTIC LABORATORY OF OKLAHOMA		59	13	18%	72
AMELIA MEDICAL CARE		2	69	97%	71
WOOD LAKE HEALTH AND REHABILITATION CENTER		71			71
Madison Health and Rehabilitation Center		41	30	42%	71
TREASURE COAST MEDICAL ASSOCIATES		2	69	97%	71
AMMON LABS		61	10	14%	71
MINUTECLINIC LLC #7173		68	3	4%	71
ADVANCED LAB		67	4	6%	71
MINUTECLINIC LLC #1821		65	6	8%	71
SOUTH BALDWIN MEDICAL CENTER GULF SHORES		59	12	17%	71
JOHN KNOX VILLAGE OF FLORIDA ALF	1	70			71
MAGNOLIA DIAGNOSTIC		1	69	99%	70
QPS, LLC		69	1	1%	70
HIGHLANDS MEDICAL CENTER		68	2	3%	70
SUNCOAST COMMUNITY HEALTH CENTERS PEDIATRICS		21	49	70%	70
MEMORY CARE OF NAPLES		70			70
PLYMOUTH HOME FOR ADULTS, INC.	8	61	1	1%	70
Highlands Regional Hospital		63	7	10%	70
MEMORIAL MANOR		70			70
MINUTECLINIC, LLC (CLINIC 10699)		59	11	16%	70
CSL PLASMA		18	52	74%	70
HERITAGE HEALTHCARE AND REHABILITATION CENTER		69			69
BROWARD HEALTH MEDICAL CENTER		3	66	96%	69
SIMED LABORATORY		57	12	17%	69
PROMEDICA LABORATORIES		20	48	71%	68
SUNCOAST OPTIMAL WELLNESS		23	45	66%	68
Advent health care center Celebration		65	3	4%	68
BROOKDALE OVIEDO		67	1	1%	68
ERIE COUNTY MEDICAL CTR CLINICAL LABS		65	2	3%	67

COVID-19: testing by laboratory

Data through Dec 9, 2020 verified as of Dec 10, 2020 at 09:25 AM

Data in this report are provisional and subject to change.

The numbers in the table below represent the number of Florida and non-Florida residents for whom test results were received by the Department of Health. A person can be tested by more than one laboratory and can have both positive and negative results. **Therefore, the sum of the numbers in each column will be larger than the total number of people tested.**

Reporting lab	Inconclusive	Negative	Positive	Percent positive	Total
WESLEY HAVEN VILLA		66	1	1%	67
Heritage Park Rehabilitation & Healthcare		67			67
VILLAS OF HOLLY BROOK - BRADENTON 14TH		67			67
MORSELIFE MEMORY CARE RESIDENCE		66	1	1%	67
AEL- MEMPHIS		17	50	75%	67
STONY BROOK UNIVERSITY MEDICAL CENTER		59	7	11%	66
CRUCIAL CARE EMERGENCY MEDICINE DOCTORS		53	13	20%	66
MEDEX MEDICAL EXPRESS OF PALATKA			66	100%	66
Courtyards of Orlando Care Center		66			66
ManorCare Health Services-Palm Harbor		66			66
SIGNATURE HEALTHCARE OF PORT CHARLOTTE		65			65
ARBOR GLEN AT ARBOR TRACE		59	6	9%	65
BIODESIX, INC.		51	14	22%	65
CATALYST WALK IN CLINIC		50	15	23%	65
FIRST QUALITY LABORATORY		58	7	11%	65
OAKHURST CENTER		65			65
CONEY ISLAND HOSPITAL		64	1	2%	65
HOBDAIR FAMILY HEALTH LLC		43	22	34%	65
WELLNOW URGENT CARE PC		65			65
LABFIRST - DEPARTMENT OF PATHOLOGY		64	1	2%	65
LIFE BRITE		64	1	2%	65
STEWART MEDICAL GROUP		30	35	54%	65
ADVENT HEALTH CENTRA CARE - WINTER GARDEN		13	52	80%	65
WATERMARK LAKE POINTE WOODS LLC		64			64
DE LUNA HEALTH AND REHABILITATION CENTER		64			64
OUT OF STATE		40	24	38%	64
HAVEN OF OUR LADY OF PEACE		64			64
HEALTH FIRST - PALM BAY HOSPITAL		2	62	97%	64
MINUTECLINIC LLC #3671		56	8	13%	64
SOUTH GEORGIA MEDICAL CENTER		48	16	25%	64
CITRUS MEMORIAL HEALTH SYSTEM LAB		2	62	97%	64
SUPERIOR RESIDENCES OF PANAMA CITY BEACH		63	1	2%	64
PINELLAS CARE CENTER		45	19	30%	64
PARAMOUNT URGENT CARE INC		36	28	44%	64
WADSWORTH HEALTH CENTER		60	3	5%	63
DISCOVERY VILLAGE AT MELBOURNE		62	1	2%	63
BORLAND GROOVER CLINIC	1	52	10	16%	63
APC PEDIATRICS AT RYE ROAD MEDICAL PARK		63			63
MINUTECLINIC LLC #476		54	9	14%	63
EISENHOWER ARMY MEDICAL CENTER		59	4	6%	63
ASSOCIATED CLINICAL LABORATORIES		57	6	10%	63
PLANTATION GENERAL HOSPITAL CLINICAL LAB		26	37	59%	63
FLAMEDILAB		19	43	69%	62
JOSEPH L MORSE GERIATRIC CENTER	2	59	1	2%	62
PATRIOT MEDICAL LABORATORIES		60	2	3%	62
NO FLORIDA PEDIATRICS, PA		60	2	3%	62
EXCEL PEDIATRICS		44	18	29%	62

COVID-19: testing by laboratory

Data through Dec 9, 2020 verified as of Dec 10, 2020 at 09:25 AM

Data in this report are provisional and subject to change.

The numbers in the table below represent the number of Florida and non-Florida residents for whom test results were received by the Department of Health. A person can be tested by more than one laboratory and can have both positive and negative results. **Therefore, the sum of the numbers in each column will be larger than the total number of people tested.**

Reporting lab	Inconclusive	Negative	Positive	Percent positive	Total
RIDGEWOOD DIAGNOSTIC LABORATORY		60	2	3%	62
LAB PLUS, LLC AT SAINT THOMAS WEST HOSPITAL		48	14	23%	62
BAY VUE NURSING AND REHABILITATION CENTER		61	1	2%	62
EMERALD COAST HOSPICE		60	1	2%	61
LAKE VIEW CARE CENTER AT DELRAY		60	1	2%	61
CL BRUMBACK PRIMARY CARE CLINICS		16	45	74%	61
KORGENE LAB		18	43	70%	61
ADVANCED AMBULATORY SURGERY CENTER		58	3	5%	61
NEMOURS CHILDREN'S PRIMARY CARE		51	10	16%	61
ADVENT HEALTH - LAKE NONA		53	8	13%	61
QUEENS HOSPITAL CENTER		59	1	2%	60
AMERICAN FAMILY CARE PENSACOLA WEST		1	59	98%	60
CENTRAL BALDWIN IMMEDIATE CARE & FAMILY PRACTICE		47	13	22%	60
FAST TRACK URGENT CARE CENTER - BRANDON			60	100%	60
EXACT SCIENCES LABORATORIES, LLC		15	45	75%	60
HUNTSVILLE HOSPITAL LABORATORY		45	15	25%	60
WHITE WILSON MEDICAL IMMEDIATE CARE NICEVILLE			60	100%	60
USF HEALTH MORSANI CENTER		5	55	92%	60
AMEERAH LABS, LLC		48	12	20%	60
PINES OF SARASOTA		59			59
MED EXPRESS		6	53	90%	59
MINUTECLINIC DIAGNOSTIC OF SOUTH CAROLINA, LLC		53	6	10%	59
INTERNAL LAB		50	9	15%	59
DOUGLAS T JACOBSON STATE VETERANS HOME		59			59
ADVENT HEALTH CENTRA CARE - POINCIANA		21	38	64%	59
PHYSICIANS STAT LAB INC		44	15	25%	59
ATRIUM AT LIBERTY PARK		58	1	2%	59
ALL FLORIDA FAMILY AND SPORTS MEDICINE		52	6	10%	58
AMA MEDICAL GROUP LLC		52	6	10%	58
Margate Health and Rehabilitation Center		56	2	3%	58
LUIS A GHIGLINO MD PA		58			58
STONY BROOK SOUTHAMPTON		57	1	2%	58
THE CANOPY AT BERRYHILL		58			58
MOLECULAR TESTING LABS		25	33	57%	58
MIAMI BEACH COMMUNITY HEALTH CENTER			58	100%	58
F&T MEDICAL RESEARCH, INC		58			58
MINUTECLINIC LLC #3635		53	5	9%	58
ASCENSION MEDICAL GROUP		1	57	98%	58
Heartland Healthcare of Ft. Myers		57			57
AVON PARK PEDIATRICS INC		51	6	11%	57
SPRING HILL HEALTH AND REHABILITATION CENTER		45	12	21%	57
ASCENSION SACRED HEART BAY LABORATORY		54	3	5%	57
ST VINCENT'S BIRMINGHAM		55	2	4%	57
NATURE COAST MEDICAL GROUP		48	9	16%	57
AMERICAN FAMILY MEDICAL		48	9	16%	57
EAST ALABAMA MEDICAL CENTER LABORATORY		49	8	14%	57
MILLER BIOCONNECT		43	14	25%	57

COVID-19: testing by laboratory

Data through Dec 9, 2020 verified as of Dec 10, 2020 at 09:25 AM

Data in this report are provisional and subject to change.

The numbers in the table below represent the number of Florida and non-Florida residents for whom test results were received by the Department of Health. A person can be tested by more than one laboratory and can have both positive and negative results. **Therefore, the sum of the numbers in each column will be larger than the total number of people tested.**

Reporting lab	Inconclusive	Negative	Positive	Percent positive	Total
KAPG FLEMING ISLAND SENIOR HOUSING OPCO LLC	1	56			57
CHILDRENS MEDICAL ASSOCIATION PA		45	12	21%	57
MILLENIUM PHYSICIANS GROUP		1	56	98%	57
ISLAND COAST PEDIATRICS		55	1	2%	56
FAST TRACK URGENT CARE CENTER - WESLEY CHAPEL			56	100%	56
MINNESOTA TWINS		53	3	5%	56
PHYSICIAN PARTNERS PERRY		36	20	36%	56
Solaris HealthCare Windermere		54	2	4%	56
URGENT CARE EXPRESS LLC			55	100%	55
NORTH FLORIDA PEDIATRICS PA - DUVAL		54	1	2%	55
NORTH PORT REHABILITATION AND NURSING CENTER□		54	1	2%	55
PEDIATRIC ASSOCIATES OF OCALA PA		51	4	7%	55
MD LABS		32	23	42%	55
GOOD SAMARITAN CENTER		55			55
SONATA HUNTERS CREEK		47	8	15%	55
ST. CLOUD MEDICAL GROUP		54			54
WIREGRASS DIRECT PRIMARY CARE PLLC□		48	6	11%	54
FLORIDA DEPARTMENT OF HEALTH IN LAKE COUNTY	1	44	9	17%	54
TIFFANY HALL NURSING AND REHAB		44	10	19%	54
CLERMONT HEALTH AND REHAB		40	14	26%	54
FLAGLER COLLEGE HEALTH SERVICES		37	17	31%	54
FAMILY HEALTH CENTERS OF SOUTHWEST FLORIDA INC		34	20	37%	54
UNITED LABORATORY SERVICES CORPORATION		38	16	30%	54
SARASOTA CO. HEALTH DEPT # 58		40	14	26%	54
EMBRY RIDDLE AERONAUTICAL UNIVERSITY HEALTH SERVICES			54	100%	54
ATLANTIC URGENT CARE		35	18	34%	53
BENTON HOUSE AT OAKLEAF		51	2	4%	53
POINTE, THE		51	2	4%	53
MOBILE PHYSICIAN SERVICES INC		51	2	4%	53
CENTRA CARE - CONWAY		20	33	62%	53
LABCORP RTP		27	26	49%	53
PRIMARY CARE SOUTH INC			53	100%	53
WINDSOR OAKS		52	1	2%	53
FLORIDA PEDIATRIC GROUP		27	26	49%	53
PEDIATRICS BY THE SEA		52	1	2%	53
FREEDOM INN AT TARPON SPRINGS		50	3	6%	53
GENPATH			52	100%	52
ADVENT HEALTH		49	3	6%	52
PARKSIDE INN		52			52
HUNT CLUB PEDIATRIC ASSOCIATES PA		44	8	15%	52
DIAGNOSTIC & CLINICAL CARE SERVICES INC DBA		44	8	15%	52
SMA LAB		6	46	88%	52
EAST NEW YORK DIAGNOSTIC AND TREATMENT		49	3	6%	52
LAKE PARK OF MADISON		49	2	4%	51
SUNY UPSTATE MEDICAL UNIVERSITY		47	4	8%	51
UNIVERSITY OF NORTH FLORIDA STUDENT HEALTH		48	3	6%	51
MD 365 MEDICAL CARE PLLC		51			51

COVID-19: testing by laboratory

Data through Dec 9, 2020 verified as of Dec 10, 2020 at 09:25 AM

Data in this report are provisional and subject to change.

The numbers in the table below represent the number of Florida and non-Florida residents for whom test results were received by the Department of Health. A person can be tested by more than one laboratory and can have both positive and negative results. **Therefore, the sum of the numbers in each column will be larger than the total number of people tested.**

Reporting lab	Inconclusive	Negative	Positive	Percent positive	Total
CHILDREN MED CARE INC		45	6	12%	51
EAGLES WATCH CLUSTER		42	9	18%	51
NXGEN MDX		19	32	63%	51
WASHINGTON REHABILITATION AND NURSING CENTER		51			51
Q ANSWER LAB	1	23	27	53%	51
VILLA MARIA WEST SKILLED NURSING FACILITY		45	6	12%	51
BAPTIST PRIMARY CARE, INC		47	4	8%	51
CLEVELAND CLINIC FOUNDATION		11	40	78%	51
PALM BAY URGENT CARE		24	26	52%	50
BRASHEAR'S VITAL CARE CORP			50	100%	50
Solaris Senior Living North Naples ALF		45	5	10%	50
WILSON MEMORIAL REGIONAL MEDICAL CENTER		48	2	4%	50
VETERANS AFFAIRS MEDICAL CENTER - GULF COAST		27	23	46%	50
TGH URGENT CARE – SEMINOLE			50	100%	50
GATEWAY CARE CENTER		50			50
GULFVIEW MEDICAL INSTITUTE		50			50
SPRINGS AT BOCA CIEGA BAY,THE		50			50
URGENT CARE TCMA			50	100%	50
GV NAPLES OPCO, LLC		50			50
ROSECASTLE OF CITRUS		50			50
ADVENT HEALTH - PALM COAST			49	100%	49
PHYSICIANS PRIMARY CARE OF SOUTHWEST FLORIDA		39	10	20%	49
GULF COAST MEDICAL CENTER		47	2	4%	49
BAPTIST PRIMARY CARE INC		38	11	22%	49
SOLARIS SENIOR LIVING NORTH NAPLES		48	1	2%	49
NITE LITE PEDIATRICS - PORT ST. LUCIE		42	7	14%	49
CHAUTAUQUA REHABILITATION AND NURSING CENTER		48	1	2%	49
SOMERBY LAKE NONA		48	1	2%	49
IQBAL A FARUQUI MD□		41	8	16%	49
USF		1	48	98%	49
LEESBURG PEDIATRICS		45	3	6%	48
CANOPY ON BERRYHILL, THE		41	7	15%	48
BIOIQ			48	100%	48
ALZHEIMERS CARE CENTER OF VIERA LTD		31	17	35%	48
SONATA BOCA RATON		47	1	2%	48
BAY CENTER HURRICANE SHELTER		48			48
NAPLES PEDIATRICS INC□		43	5	10%	48
FAMILY CARE PARTNERS OF NORTHEAST FLORIDA LLC		18	30	63%	48
AFC PHYSICIANS OF FLORIDA		37	11	23%	48
ISLAND URGENT CARE PLLC DBA AFC URGENT CARE		47	1	2%	48
GENEDX		36	12	25%	48
ALLIANCE PEDIATRICS		24	23	49%	47
SNH BRFL TENANT LLC		47			47
ADVENT HEALTH CENTRA CARE - EAST ORLANDO		21	26	55%	47
HEALTH PARK CARE CENTER		47			47
LITTLE PINE PEDIATRICS PLLC		45	2	4%	47
TRINITY AL SENIOR HOUSING LLC□		44	3	6%	47

COVID-19: testing by laboratory

Data through Dec 9, 2020 verified as of Dec 10, 2020 at 09:25 AM

Data in this report are provisional and subject to change.

The numbers in the table below represent the number of Florida and non-Florida residents for whom test results were received by the Department of Health. A person can be tested by more than one laboratory and can have both positive and negative results. **Therefore, the sum of the numbers in each column will be larger than the total number of people tested.**

Reporting lab	Inconclusive	Negative	Positive	Percent positive	Total
TWIN CREEKS ASSISTED LIVING & MEMORY CARE		46	1	2%	47
HUNTINGTON HOSPITAL LABORATORY		46	1	2%	47
BELVEDERE COMMONS OF FORT WALTON BEACH		45	2	4%	47
INTERLAB		1	46	98%	47
NO FLORIDA PEDIATRICS, PA - BRADFORD		38	9	19%	47
ALLEGRO		47			47
SOFT CELL LABORATORIES		44	3	6%	47
PHYSICIANS REGIONAL MEDICAL CENTER - PINE RIDGE		18	29	62%	47
EAST MANATEE FAMILY	1	1	44	96%	46
ESTERO ISLAND MEDICAL CENTER		35	11	24%	46
PREMIER PLACE HEALTHCARE AT THE GLENVIEW		46			46
ST FRANCIS HOSPITAL		40	6	13%	46
H LEE MOFFITT CANCER CENTER MICRO		46			46
Sunnyside Nursing Home		44	2	4%	46
HARTFORD HEALTH SERVICES LLC		46			46
ARCPPOINTS LABS		40	6	13%	46
FAMILY CARE PARTNERS OF NE FLORIDA LLC		20	26	57%	46
LENOX HILL HOSPITAL		42	4	9%	46
ADVENTHEALTH MEDICAL GROUP FAMILY MEDICINE AT		39	7	15%	46
MICRO PATH LABORATORIES INC		43	2	4%	45
WRIGHTS HEALTH CARE AND REHABILITATION CENTER		45			45
S-H THIRTY-FIVE OPCO- PORT ST LUCIE, LLC	1	44			45
CORAL GABLES NURSING & REHABILITATION CENTER		38	7	16%	45
ALTRU DIAGNOSTICS INC		40	5	11%	45
SANDY RIDGE CENTER FOR REHABILITATION AND HEALING		42	3	7%	45
MEDICAL CENTER OF DELTONA, INC		34	11	24%	45
UNIVERSITY OF CENTRAL FLORIDA HEALTH SERVICES		45			45
FHMG LAKE MARY PEDS		40	5	11%	45
CHILDREN'S HOSPITAL OF ALABAMA		44	1	2%	45
ALEXANDER NININGER STATE VETERANS		45			45
NORTH SHORE UNIVERSITY HOSPITAL LABORATORY		42	3	7%	45
The Grove Health and Rehabilitation		32	13	29%	45
SOUTHPORT SQUARE HARBOUR HEALTH		45			45
INDIGO MANOR		16	29	64%	45
DAYSPRING SENIOR LIVING LLC		45			45
REDI MED LLC			44	100%	44
PROJECT HEALTH INC		35	9	20%	44
BROAD INSTITUTE CLINICAL SEQUENCING RESEARCH PLATFORM	1	39	4	9%	44
CITRUS MEMORIAL HOSPITAL			44	100%	44
ALLIANCE OF PHYSICIANS AGAINST COVID-19			44	100%	44
VISITING PHYSICIANS ASSOCIATION		40	4	9%	44
PEDIATRICS OF CENTRAL FLORIDA – SAINT CLOUD	2	40	2	5%	44
ALTERNATIVE LIVING, INC DBA TWIN CITIES PAVILION		44			44
MOOSEHAVEN LIFE CARE CENTER		44			44
WORKPLACE SCREENING INTELLIGENCE			44	100%	44
PALMS EDGE		42	2	5%	44
KENDALL REGIONAL MEDICAL CENTER LAB	3		41	93%	44

COVID-19: testing by laboratory

Data through Dec 9, 2020 verified as of Dec 10, 2020 at 09:25 AM

Data in this report are provisional and subject to change.

The numbers in the table below represent the number of Florida and non-Florida residents for whom test results were received by the Department of Health. A person can be tested by more than one laboratory and can have both positive and negative results. **Therefore, the sum of the numbers in each column will be larger than the total number of people tested.**

Reporting lab	Inconclusive	Negative	Positive	Percent positive	Total
ADVENT HEALTH CENTRA CARE - SAND LAKE		17	27	61%	44
BRANCH MEDICAL CLINIC			43	100%	43
ADVENT HEALTH - LAKE MARY		35	8	19%	43
AMERICAN HOUSE-BONITA SPRINGS		43			43
TGH URGENT CARE - TYRONE		1	42	98%	43
HEALTH FIRST - CAPE CANAVERAL HOSPITAL		1	42	98%	43
ORLANDO HEALTH CENTER FOR REHABILITATION		43			43
J FRANK AVEY MD		32	10	24%	42
CRAIG BERGER MD PL D/B/A BAY AREA EYE INSTITUTE		42			42
FARAH MEDICAL		42			42
Crystal Health & Rehab Center		42			42
SENIOR LIVING VII TAMPA LLC	1	35	6	14%	42
TROY REGIONAL MEDICAL CENTER		34	8	19%	42
ORLANDO HEALTH AND REHAB CENTER		7	35	83%	42
BAY EDUCATORS WELLNESS CENTER		26	16	38%	42
HARBORCHASE OF VERO BEACH		39	3	7%	42
VIPEDIATRICS PLLC		39	3	7%	42
QUOTIENT SCIENCES			42	100%	42
PROMPT CARE OF CENTRAL FLORIDA			42	100%	42
FAMILY EXTENDED CARE OF CENTRAL TAMPA		42			42
Atlantic Shore Nursing and Rehab		42			42
SUMMER VISTA ASSISTED LIVING		37	4	10%	41
ADVENT HEALTH CENTRA CARE - HUNTERS CREEK		7	34	83%	41
RITECARE MED CTR H			41	100%	41
PEDIATRICS OF CENTRAL FLORIDA KISSI		33	8	20%	41
MED COMP SCIENCES			41	100%	41
FLORIDA HOSPITAL NEW SMYRNA		4	37	90%	41
ADVENT HEALTH - MOUNT DORA		6	35	85%	41
BAPTIST MEDICAL CENTER SOUTH		30	11	27%	41
SUMMIT AT VENICE	2	39			41
BioReference Laboratories, Inc		6	34	85%	40
ALTAMONTE PEDIATRIC ASSOCIATES		30	10	25%	40
PRIDE DIAGNOSTICS		24	16	40%	40
CENTURY CENTER FOR REHABILITATION & HEALING		29	11	28%	40
LECONTE MEDICAL CENTER LAB		31	9	23%	40
SOUTHEAST ALABAMA MEDICAL CENTER			40	100%	40
WELL HEALTH WORKS		39	1	3%	40
SUNNY HILLS ALF OF SEBRING INC		37	3	8%	40
STUART URGENT CARE			40	100%	40
ELMCROFT OF BELLA VITA		33	7	18%	40
STEINHATCHEE FAMILY MEDICAL CENTER		35	4	10%	39
CLINICAL RESEARCH SEQUENCING PLATFORM		8	31	79%	39
FAMILY EXTENDED CARE OF WINTER HAVEN		38	1	3%	39
WINTER GARDEN REHAB AND NURSING CENTER		39			39
POPLAR HEALTHCARE PLLC	1	11	27	69%	39
NEXT MOLECULAR ANALYTICS		9	30	77%	39
RDX BIOSCIENCE			39	100%	39

COVID-19: testing by laboratory

Data through Dec 9, 2020 verified as of Dec 10, 2020 at 09:25 AM

Data in this report are provisional and subject to change.

The numbers in the table below represent the number of Florida and non-Florida residents for whom test results were received by the Department of Health. A person can be tested by more than one laboratory and can have both positive and negative results. **Therefore, the sum of the numbers in each column will be larger than the total number of people tested.**

Reporting lab	Inconclusive	Negative	Positive	Percent positive	Total
WESTWOOD HEALTHCARE SNF		38	1	3%	39
INN AT THE FOUNTAINS, THE		34	5	13%	39
PEDIATRIC CARE CENTER- JACKSONVILLE BEACH		11	28	72%	39
Cross Landings Health and Rehabilitation		38			38
FLORIDA HEALTH CARE		5	33	87%	38
HOMEWOOD RESIDENCE AT FREEDOM PLAZA		37	1	3%	38
ROCKLEDGE REGIONAL MEDICAL CENTER		30	8	21%	38
CABANA AT JENSEN DUNES, THE		38			38
UNIVERSITY OF ALABAMA		35	3	8%	38
LEE COUNTY SCHOOL DISTRICT		38			38
RAINBOW PEDIATRICS PC LLC / BREAKFAST POINT		38			38
REGENTS PARK OF BOCA RATON		36	2	5%	38
STATMED QUICK QUALITY CLINIC AT NORTH PINELLAS		29	9	24%	38
FIRST CHOICE URGENT CARE		10	28	74%	38
BAY COUNTY JAIL ANNEX		33	5	13%	38
BRONX LEBANON HOSPITAL-MEDICAL CENTER		36	2	5%	38
DB MD		34	4	11%	38
NEW YORK PRESBYTERIAN - QUEENS DIAGNOSTIC		37	1	3%	38
CAPITAL REGIONAL MEDICAL CENTER		2	36	95%	38
FLORIDA MEDICAL CLINIC PA		35	3	8%	38
A COUNTRY PLACE ASSISTED LIVING FACILITY		37			37
BOULEVARD REHABILITATION CENTER		24	13	35%	37
FHMG_CTR FOR SENIOR HEALTH		32	5	14%	37
CLARE BRIDGE OF SARASOTA		36	1	3%	37
PRECISION HEALTH SOLUTIONS LAB		9	28	76%	37
PATHOGENIUS LABORATORIES		30	7	19%	37
NCH DOWNTOWN NAPLES HOSPITAL		1	36	97%	37
BIG BOCA SMILES LLC		36	1	3%	37
PONCE THERAPY CARE CENTER		34	3	8%	37
PALMS FACILITY INC		37			37
ONE MILO		37			37
ADVENT HEALTH - ALTAMONTE SPRINGS		32	5	14%	37
PALM RIVER COMMUNITY HEALTH CENTER		31	5	14%	36
FOUNTAIN INN NURSING & REHABILITATION CTR, INC		34	2	6%	36
BENTON HOUSE OF ST. JOHNS		36			36
LOURDES HOSPITAL INC		34	2	6%	36
BVL/LITTLE ANGEL PEDIATRICS		36			36
ROCHESTER GENERAL HOSPITAL LABORATORY		35	1	3%	36
BOND CLINIC PA		7	29	81%	36
PONTE VEDRA GARDENS		35	1	3%	36
P23 LABS		35			35
ADVENT HEALTH - FISH MEMORIAL		2	33	94%	35
LAKELAND REGIONAL HEALTH LAKE MIRIAM		3	32	91%	35
EXPERTUS LABORATORIES INC		13	22	63%	35
SARATOGA HOSPITAL LABORATORY		33	2	6%	35
HEARTLAND PEDIATRICS OF LAKE PLACID PA		27	8	23%	35
CATHOLIC HEALTH SERVICES REGIONAL LAB		31	4	11%	35

COVID-19: testing by laboratory

Data through Dec 9, 2020 verified as of Dec 10, 2020 at 09:25 AM

Data in this report are provisional and subject to change.

The numbers in the table below represent the number of Florida and non-Florida residents for whom test results were received by the Department of Health. A person can be tested by more than one laboratory and can have both positive and negative results. **Therefore, the sum of the numbers in each column will be larger than the total number of people tested.**

Reporting lab	Inconclusive	Negative	Positive	Percent positive	Total
CENTRA CARE – APOPKA			35	100%	35
IRL		4	31	89%	35
PALMETTO FAMILY HEALTHCARE		8	27	77%	35
PREDICTIVE LABORATORIES, INC		33	2	6%	35
REDI-MED WALK-IN FAMILY CARE			35	100%	35
Guardian Care Nursing and Rehabilitation Center		35			35
GRACE PEDIATRICS		26	9	26%	35
BAYSHORE PATHOLOGY		34	1	3%	35
Darcy Hall Of Life Care		34			34
CENTRAL FLORIDA HEALTHCARE GROUP LLC		28	6	18%	34
HOLISTIX TREATMENT CENTERS		31	3	9%	34
JUPITER MEDICAL CENTER URGENT CARE			34	100%	34
MANOR CARE OF BOYNTON BEACH LLC		34			34
BIO-TECH CLINICAL LABORATORIES		1	33	97%	34
CAPE REGIONAL MEDICAL CENTER		34			34
DOH-WEST PALM BEACH BRANCH LABORATORY		2	32	94%	34
SUMMIT MEDICAL GROUP		30	4	12%	34
CHARLES CROFT MD	1	33			34
AHSE ROP		32	1	3%	33
KAPG ST AUGUSTINE SENIOR HOUSING OPCO LLC		33			33
PEDIATRICS IN BREVARD PA- ROCKLEDGE		27	6	18%	33
FAMILY EXTENDED CARE OF SEBRING INC		31	2	6%	33
MID FLORIDA PATHOLOGY LLC MOBILE UNIT #4		18	15	45%	33
CENTRA CARE – LAKE NONA		3	30	91%	33
BOND CLINIC		3	30	91%	33
Kensington Gardens		33			33
FAWCETT MEMORIAL HOSPITAL LABORATORY			33	100%	33
ACCURATE DIAGNOSTIC LAB		32	1	3%	33
PINNACLES PEDS CARE PA		33			33
KINDRED HOSPITAL THE PALM BEACHES		31	2	6%	33
SANFORD MOBILE LAB PGA TOUR		32	1	3%	33
PATRICK AIR FORCE BASE		3	30	91%	33
KINDRED HOSPITAL	2	30	1	3%	33
QHC UPSTATE MEDICAL PC		28	5	15%	33
AYERS NURSING AND REHABILITATION CENTER		33			33
SANDY PINES		31	2	6%	33
ADVENT HEALTH - LAKE WALES		25	8	24%	33
CHIPOLA MEDICAL ASSOCIATES, LLC		20	13	39%	33
CHERRY OAK PALM BEACH COUNTY		33			33
FINNISH AMERICAN REST HOME-ALF		31	2	6%	33
ST. MARYS MEDICAL CENTER		1	32	97%	33
HOLMES REG MED CENTER CLINICAL LAB		23	9	28%	32
PALM BAY PEDIATRICS		21	11	34%	32
ADVENTIST HEALTH SYSTEM FLORIDA		25	7	22%	32
COOPER FAMILY MEDICAL, PLLC		27	5	16%	32
CEDAR CREEK AT KINGS BAY INC		32			32
SOUTH CAMPUS FACILITY INC		30	2	6%	32

COVID-19: testing by laboratory

Data through Dec 9, 2020 verified as of Dec 10, 2020 at 09:25 AM

Data in this report are provisional and subject to change.

The numbers in the table below represent the number of Florida and non-Florida residents for whom test results were received by the Department of Health. A person can be tested by more than one laboratory and can have both positive and negative results. **Therefore, the sum of the numbers in each column will be larger than the total number of people tested.**

Reporting lab	Inconclusive	Negative	Positive	Percent positive	Total
CARENOW LAKE MARY			32	100%	32
COOPER FAMILY MEDICAL PLLC		25	7	22%	32
WESTMINSTER ST AUGUSTINE		32			32
BIOFIRE		7	25	78%	32
RASHDA ALBIBI M.D. P.A.		30	2	6%	32
PALM BEACH PEDIATRICS PA	1	29	2	6%	32
MISSION OAKS ASSISTED LIVING□		31	1	3%	32
HOLZER HEALTH CENTER			32	100%	32
Peninsula Care and Rehab		30	2	6%	32
RIVER TOWN DIAGNOSTIC LLC		13	19	59%	32
ST AUGUSTINE PEDIATRIC ASSOC		30	2	6%	32
US MEDICAL CARE, INC		29	3	9%	32
AMERICAN HOUSE COCONUT POINT		30	2	6%	32
PRMG - EAST NAPLES		23	9	28%	32
DOCTORS MEMORIAL FAMILY PRACTICE	2	25	5	16%	32
FLORIDA HOSPITAL		21	10	32%	31
DISCOVERY COMMONS AT BRADENTON		31			31
NIGHT LITE PEDIATRICS URGENT CARE CENTER			31	100%	31
PHYSICIAN ASSOCIATES LLC		26	5	16%	31
BAYFRONT MEDICAL		23	8	26%	31
MACADAMS HOME HEALTH AGENCY		31			31
COLLIER HMA PHYSICIAN MANAGEMENT LLC		26	5	16%	31
VILLAGE PEDIATRICS LLC		25	6	19%	31
DOH		17	14	45%	31
Life Care Center of Sarasota		23	8	26%	31
BOND CLINIC, PA		19	12	39%	31
SH HERON EAST LLC□		31			31
GRAND OAKS OF JENSEN BEACH LLC□		31			31
IPSUM DIAGNOSTICS		3	28	90%	31
ARBOR OAKS AT TYRONE	1	30			31
BROWARD HEALTH MEDICAL CENTER CLINICAL LAB			31	100%	31
MOLECULAR DIAGNOSTICS		1	30	97%	31
MEDEX MEDICAL EXPRESS OF PALATKA LLC			30	100%	30
PECONIC BAY MEDICAL CENTER LABORATORY		24	6	20%	30
LabCorp L#09258130 M#09258125		12	18	60%	30
PHOSPHORUS DIAGNOSTICS		27	3	10%	30
QUICK CARE MED LLC		26	4	13%	30
AMEERAH LABS			30	100%	30
CORAL GABLES HOSPITAL			30	100%	30
ECOLAB GROUP		6	24	80%	30
HERITAGE WATERSIDE		27	3	10%	30
SONNIS PEDIATRICS PA		30			30
REGENCY PARK ASSISTED LIVING FACILITY		29	1	3%	30
PRIME HEALTH OF NORTH PORT LLC		27	3	10%	30
BOND CLINIC, PA		9	21	70%	30
WESTWOOD NURSING AND REHABILITATION		28	1	3%	29
COMPREHENSIVE CHILDCARE		23	6	21%	29

COVID-19: testing by laboratory

Data through Dec 9, 2020 verified as of Dec 10, 2020 at 09:25 AM

Data in this report are provisional and subject to change.

The numbers in the table below represent the number of Florida and non-Florida residents for whom test results were received by the Department of Health. A person can be tested by more than one laboratory and can have both positive and negative results. **Therefore, the sum of the numbers in each column will be larger than the total number of people tested.**

Reporting lab	Inconclusive	Negative	Positive	Percent positive	Total
BELVEDERE COMMONS OF SUN CITY CENTER		29			29
NEOGENOMICS LABORATORIES INC		29			29
HOLLEY NAVARRE MEDICAL CLINIC		15	14	48%	29
JAMES A HALEY VETERANS HOSPITAL			29	100%	29
PERSONAL PEDIATRICS		26	3	10%	29
P4CLINICAL	3	2	24	83%	29
SOMERBY OF SANTA ROSA BEACH		27	2	7%	29
UNIV OF ROCHESTER-STRONG MEMORIAL HOSP		28	1	3%	29
WUESTHOFF MEMORIAL HOSPITAL			29	100%	29
VETERANS HOME			29	100%	29
NORTHWELL HEALTH PLAINVIEW HOSPITAL LABORATORY		24	5	17%	29
PEDIATRIC SPECIALISTS MEDICAL GROUP	1	27	1	3%	29
MIRACLE HILL NURSING & REHABILITATION CENTER INC		27	2	7%	29
MINUTECLINIC DIAGNOSTIC OF RHODE ISLAND, LLC #1544		28	1	3%	29
ESCAMBIA COUNTY JAIL		16	13	45%	29
ZON BEACHSIDE LLC		24	5	17%	29
Palms at Ponte Vedra Assisted Livning and Memory Care		28	1	3%	29
SEMINOLE SPORTS AND FAMILY MEDICINE		28	1	3%	29
life Care Center of Melbourne		15	14	48%	29
NEMOURS CHILDREN'S CLINIC		22	7	24%	29
HR SARASOTA OPERATOR LLC		19	9	32%	28
BALMORAL TENANT SERVICES INC		28			28
ELLENTON PEDIATRICS PA		25	3	11%	28
LATE HOURS URGENT CARE		15	13	46%	28
GRAND ST PAUL CVS		28			28
TRADITIONAL HOME CARE INC		28			28
FLORIDA HEALTH CARE DELAND			28	100%	28
ACTIVE SENIOR LIVING		26	2	7%	28
LONGLEAF DIAGNOSTIC LABORATORIES		3	25	89%	28
ADVANCED MEDICAL GROUP		1	27	96%	28
OPPENHEIMER PLASTIC SURGERY LLC		26	2	7%	28
GUEST HOUSE OCALA, THE		28			28
PALM GARDEN OF JACKSONVILLE		27	1	4%	28
TRADITIONAL HOME HEALTH OF PALM BEACH INC		28			28
REDI-MED WALK IN FAMILY CLINIC			28	100%	28
MEDICAL CONSULTANTS OF FLORIDA LLC		27	1	4%	28
MARQUIS LABS, LLC		28			28
JACKSONVILLE UNIVERSITY		26	2	7%	28
WEST ISLIP URGENT CARE		28			28
STEWARD SEBASTIAN RIVER MEDICAL CENTER		23	5	18%	28
OAKTREE HEALTHCARE			27	100%	27
SUNCOAST LABS			27	100%	27
URGENT CARE & WELLNESS CENTER		3	24	89%	27
UCLA HEALTHCARE CLINICAL LABS		23	4	15%	27
EXPRESS CARE OF BELLEVIEW		27			27
NORTH FLORIDA INTERNAL MEDICINE PA		23	4	15%	27
AZALEA TRACE PHYSICIAN SERVICES		27			27

COVID-19: testing by laboratory

Data through Dec 9, 2020 verified as of Dec 10, 2020 at 09:25 AM

Data in this report are provisional and subject to change.

The numbers in the table below represent the number of Florida and non-Florida residents for whom test results were received by the Department of Health. A person can be tested by more than one laboratory and can have both positive and negative results. **Therefore, the sum of the numbers in each column will be larger than the total number of people tested.**

Reporting lab	Inconclusive	Negative	Positive	Percent positive	Total
HOLISTIC PEDIATRICS GROUP LLC		25	2	7%	27
PALM BAY HOSPITAL CLINICAL LABORATORY		12	15	56%	27
LAKE HOUSE ASSISTED LIVING		23	4	15%	27
URINEGOODHANDS LLC		25	2	7%	27
CARITHERS PEDIATRIC GROUP		18	9	33%	27
ADVENTHEALTH EXPRESSCARE		23	4	15%	27
TGH URGENT CARE POWERED BY FAST TRACK			27	100%	27
METRO KNOXVILLE HMA		22	5	19%	27
MAINSTREET FAMILY URGENT CARE		1	26	96%	27
JACKSON HEALTH SYSTEM		1	26	96%	27
VIERA DEL MAR HEALTH AND REHABILITATION CENTER		27			27
BOND CLINIC PA PEDIATRICS DEPT		24	3	11%	27
CLINICA HISPANA			27	100%	27
TAVARES PEDIATRICS		25	2	7%	27
CDC		17	10	37%	27
MEDLOGIC LABORATORIES		3	24	89%	27
SAMANTHA WILSON CARE CENTER		27			27
ARIZONA DEPARTMENT OF HEALTH SERVICES			27	100%	27
FAST TRACK URGENT CARE CENTER - SEMINOLE			26	100%	26
HEALTH FIRST - VIERA HOSPITAL		1	25	96%	26
MARTIN ACQUISITION 1 LLC DBA		26			26
PENSACOLA PEDIATRICS, PA		23	3	12%	26
BIOREREFERENCE LABORATORIES		2	24	92%	26
MONCRIEF ARMY HEALTH CLINIC			26	100%	26
NEW SMYRNA BEACH URGENT CARE			26	100%	26
EC OPCO CARROLLWOOD LLC		20	6	23%	26
AMERICAN FAMILY MEDICAL LLC		16	10	38%	26
MEDIPATH LLC			26	100%	26
DOS OF NORTH SHORES NURSING & REHAB CENTER		26			26
LOOP PEDIATRICS		22	4	15%	26
EDEN AT CRESTVIEW		12	14	54%	26
IMA MEDICAL GROUP POINCIANA		12	14	54%	26
CARDIOLOGY AND MEDICINE ASSOCIATES		22	4	15%	26
HCSO OCCUPATIONAL HEALTH AND WELLNESS CENTER		18	8	31%	26
PENNSYLVANIA DEPT OF HEALTH		19	7	27%	26
PORT ST LUCIE HOSPITAL		23	3	12%	26
THE MINIER URGENT CARE		20	6	23%	26
ISLAND DOCTORS			26	100%	26
SANTA BARBARA CARE CENTER		16	10	38%	26
Quail Run Health Care Center		25			25
FAMILY CARE PARTNERS		15	10	40%	25
MANOR CARE OF PALM HARBOR		25			25
RIVERSIDE RECOVERY OF TAMPA		24	1	4%	25
SANITAS		4	21	84%	25
CONNECTICUT DEPARTMENT OF HEALTH		22	3	12%	25
ARCPOINT LABS OF FORT LAUDERDALE		25			25
MED ONE AT SAINT AUGUSTINE		20	5	20%	25

COVID-19: testing by laboratory

Data through Dec 9, 2020 verified as of Dec 10, 2020 at 09:25 AM

Data in this report are provisional and subject to change.

The numbers in the table below represent the number of Florida and non-Florida residents for whom test results were received by the Department of Health. A person can be tested by more than one laboratory and can have both positive and negative results. **Therefore, the sum of the numbers in each column will be larger than the total number of people tested.**

Reporting lab	Inconclusive	Negative	Positive	Percent positive	Total
UNIPATH		18	7	28%	25
CARENOW URGENT CARE - LAKE MARY			25	100%	25
PINELLAS COUNTY JAIL			25	100%	25
KR at Hillsborough Lakes/Lutz Healthcare		25			25
TITUSVILLE FAMILY PRACTICE		11	14	56%	25
CDR MAGUIRE - MIAMI BEACH CC MISSION 17388		2	23	92%	25
SUNTREE INTERNAL MEDICINE		25			25
RESTORE HEALTH URGENT CARE		3	22	88%	25
PENSACOLA DEVELOPMENTAL CENTER		9	16	64%	25
ST. CLOUD HOSPITAL		20	5	20%	25
PANAMA PHARMACY	1	21	3	12%	25
ADVENT HEALTH CENTRA CARE - LAKE BUTLER BOULEVARD			25	100%	25
WILLOWBROOKE COURT AT ST ANDREWS ESTATES		21	4	16%	25
WAVE CREST HEALTH AND REHABILITATION CENTER		25			25
WOMENS CARE FLORIDA LABORATORY		25			25
ADVENT HEALTH PARTIN SETTLEMENT HEALTH PARK		17	8	32%	25
MEDCOMP SCIENCES			24	100%	24
CERTUS MTD OPCP LLC		24			24
LABORATORY DYNAMICS		20	4	17%	24
EC OPCO PENSACOLA, LLC		24			24
LINCOLN DIAGNOSTIC LAB		23	1	4%	24
COURTYARDS OF ORLANDO		24			24
ADVENT HEALTH EXPRESS CARE		3	21	88%	24
WESTMINSTER WOODS ON JULINGTON CREEK		22	2	8%	24
MEDRITE URGENT CARE		16	8	33%	24
THE CHAPPEL GROUP RESEARCH		24			24
AVENTIS BIO-SERVICES CTL		24			24
MADWAR		19	5	21%	24
MINUTE CLINIC INCORPORATE		19	5	21%	24
RENAISSANCE AT THE TERRACES		24			24
WELLOW URGENT CARE		23	1	4%	24
HEALTH CENTRAL PARK		24			24
TRUGENX		1	23	96%	24
BEACHES PEDIATRICS PA		23	1	4%	24
LITTLE NECK URGENT CARE		23	1	4%	24
CLERMONT HEALTH AND REHABILITATION CENTER		24			24
University Hills health and Rehabilitation		15	9	38%	24
NIGHT LITE PEDIATRICS CENTER LLC		8	16	67%	24
HERITAGE OAKS ASSISTED LIVING & MEMORY CARE		20	4	17%	24
STATEN ISLAND UNIVERSITY HOSPITAL-POUCH		24			24
AFTER HOURS PEDIATRICS INC			24	100%	24
EVERLYWELL		14	10	42%	24
CENTRA CARE – SAND LAKE		1	23	96%	24
DAVID POSNACK JEWISH DAY SCHOOL		24			24
SENIOR HEALTH OF WINTER PARK DUNDEE		23			23
TAYLORVILLE FAMILY MEDICINE		18	5	22%	23
UNION MEDICAL CARE		23			23

COVID-19: testing by laboratory

Data through Dec 9, 2020 verified as of Dec 10, 2020 at 09:25 AM

Data in this report are provisional and subject to change.

The numbers in the table below represent the number of Florida and non-Florida residents for whom test results were received by the Department of Health. A person can be tested by more than one laboratory and can have both positive and negative results. **Therefore, the sum of the numbers in each column will be larger than the total number of people tested.**

Reporting lab	Inconclusive	Negative	Positive	Percent positive	Total
FHMG- FLORIDA HOSPITAL MEDICAL GROUP		16	7	30%	23
PARK WEST MEDICAL CENTER		22	1	4%	23
BUECHELE DENTAL PA DBA CLERMONT FAMILY DENTISTRY		20	3	13%	23
EGL GENETIC DIAGNOSTICS		1	22	96%	23
WEST VOLUSIA FAMILY AND SPORTS MEDICINE		23			23
HARBORCHASE OF NAPLES		22	1	4%	23
LONG ISLAND JEWISH MED CTR		22	1	4%	23
THE TERRACE OF JACKSONVILLE		3	20	87%	23
Manatee Springs Rehabilitation and Nursing Center		23			23
UF HEALTH NORTH JACKSONVILLE			23	100%	23
PENSACOLA PEDIATRICS - PACE		16	7	30%	23
JERICOHO URGENT CARE		22	1	4%	23
MEDICATION ROOMS-CSU/CI NURSE STATION	1	20	2	9%	23
ISLAND COAST PEDIATRICS PA		22	1	4%	23
CITYMD OF MANAHAWKIN		22	1	4%	23
NORTH FLORIDA SPINE AND WELLNESS		22	1	4%	23
PALM HARBOR FAMILY PRACTICE & WALK-IN		13	10	43%	23
MINUTE CLINIC LLC #2216		22	1	4%	23
UNIVERSITY HILLS HEALTH AND REHABILITATION CENTER		18	5	22%	23
NORTH FLORIDA PEDIATRICS		22	1	4%	23
VILLAGE ON THE ISLE☐		21	2	9%	23
SOUTHERN LABORATORY		6	17	74%	23
HENNEPIN COUNTY MEDICAL CENTER (HCMC)		12	11	48%	23
KINDRED AT HOME		17	5	23%	22
ADVENT HEALTH CENTRA CARE - APOPKA NORTH		10	12	55%	22
CENTRA CARE - DR. PHILLIPS		1	21	95%	22
FIRST CHOICE PEDIATRICS LOOP		20	2	9%	22
KEY PRIMARY CARE			22	100%	22
TARPON BAYOU CENTER			22	100%	22
AU HEALTH		18	4	18%	22
FHMG-FLORIDA HOSPITAL MEDICAL GROUP		19	3	14%	22
SEVEN HILLS HEALTH AND REHABILITATION CENTER		22			22
BAPTIST HEALTH SOUTH FLORIDA - WEST BOCA URGENT CARE			22	100%	22
BROOKDALE UNIVERSITY HOSPITAL		21	1	5%	22
CDR MAGUIRE INC	1	2	19	86%	22
DIACARTA INC.		22			22
MOBILE DIVISION LABORATORY		7	15	68%	22
MADISON COUNTY MEMORIAL HOSP		12	10	45%	22
PRACTICE MANAGEMENT OF AMERICA, INC.		2	20	91%	22
SUNQUEST		3	19	86%	22
PULMONARY SPECIALISTS OF THE PALM BEACHES		15	7	32%	22
SOLARIS SENIOR LIVING VERO BEACH		21	1	5%	22
WUESTHOFF MEDICAL CENTER-MELBOURNE			22	100%	22
FLORIDA PEDIATRICS		6	16	73%	22
UNION MEDICAL CARE PLLC		22			22
STEWART MEDICAL GROUP, INC		15	6	29%	21
IMA MEDICAL GROUP		14	7	33%	21

COVID-19: testing by laboratory

Data through Dec 9, 2020 verified as of Dec 10, 2020 at 09:25 AM

Data in this report are provisional and subject to change.

The numbers in the table below represent the number of Florida and non-Florida residents for whom test results were received by the Department of Health. A person can be tested by more than one laboratory and can have both positive and negative results. **Therefore, the sum of the numbers in each column will be larger than the total number of people tested.**

Reporting lab	Inconclusive	Negative	Positive	Percent positive	Total
STATE LAB		2	19	90%	21
MINUTECLINIC DIAGNOSTIC OF RHODE ISLAND, LLC #212		21			21
CLINICAL PATHOLOGY LABORATORIES SOUTHEAST			21	100%	21
CHAMBREL AT ISLAND LAKE		21			21
MEDIQUICK URGENT CARE CENTERS INC			21	100%	21
WARDE MEDICAL LABORATORY		15	6	29%	21
LEVY COUNTY DEPARTMENT OF HEALTH		18	3	14%	21
TEN HEALTHCARE		6	15	71%	21
NURSES HELPING HANDS INC ALF		21			21
VASSAR BROTHERS MEDICAL CENTER LABORATORY		20	1	5%	21
CRANE CENTER		14	7	33%	21
BROOKDALE PALMER RANCH	1	18	2	10%	21
PORT CHARLOTTE REHABILITATION CENTER		18	3	14%	21
PATHGROUP			21	100%	21
GASTROENTEROLOGY ASSOCIATES OF PENSACOLA PA		20	1	5%	21
BOCA BIOLISTIC REFERENCE LAB			21	100%	21
LAKELAND NURSING AND REHABILITATION CENTER			21	100%	21
PORT SAINT JOHN FAMILY PRACTICE		17	4	19%	21
ROSECASTLE AT DELANEY CREEK		21			21
LAKE MORTON PLAZA□		21			21
ST JUDE CHILDRENS RESEARCH HOSPITAL		21			21
MONTEFIORE NEW ROCHELLE HOSPITAL		20	1	5%	21
WESTPAC LABS		1	19	95%	20
ROYAL PALM SENIOR RESIDENCE		20			20
BARRY UNIVERSITY STUDENT HEALTH SERVICES		10	10	50%	20
LABORATORY ALLIANCE OF CENTRAL NEW YORK		19	1	5%	20
MILLENNIUM PHYSICIAN GROUP LLC		18	2	10%	20
San Jose Health & Rehabilitation		20			20
TGH MEDICAL GROUP LABORATORY CARROLLWOOD			20	100%	20
POARCH BANC CREEK INDIANS TRIBAL HEALTH DEPARTMENT			20	100%	20
INTERNATIONAL MEDICAL LABORATORY		20			20
POINT OF CARE CLINICS PRIMARY CARE		20			20
VENICE REGIONAL MEDICAL CENTER BAYFRONT HEALTH		7	13	65%	20
MAUREEN OROURKE-FUTEY			20	100%	20
HEARTLAND HEALTHCARE AND REHAB CENTER			20	100%	20
PLAINVIEW URGENT CARE		19	1	5%	20
CARENOW - DOWNTOWN NORTH GULCH		20			20
BROOKDALE JENSEN BEACH□		20			20
BISHOP GRADY VILLAS		20			20
CL BRUMBACK PRIMARY CARE CLINIC LANTANA		2	18	90%	20
UPMC CHAUTAUQUA AT WCA LABORATORY		19	1	5%	20
APOLLOMDX LABS		3	17	85%	20
MEDICAL EXPRESS CORP		18	2	10%	20
HEALTHY MINORS, LLC.		20			20
HENDRY REGIONAL CORPORATE HEALTH			20	100%	20
JAMAICA HOSPITAL MEDICAL CENTER		19	1	5%	20
BAY PEDIATRICS PA		18	2	10%	20

COVID-19: testing by laboratory

Data through Dec 9, 2020 verified as of Dec 10, 2020 at 09:25 AM

Data in this report are provisional and subject to change.

The numbers in the table below represent the number of Florida and non-Florida residents for whom test results were received by the Department of Health. A person can be tested by more than one laboratory and can have both positive and negative results. **Therefore, the sum of the numbers in each column will be larger than the total number of people tested.**

Reporting lab	Inconclusive	Negative	Positive	Percent positive	Total
HUNT CLUB PEDIATRIC ASSOCIATES LLC		19	1	5%	20
ROCKLEDGE FAMILY HEALTH			20	100%	20
MINUTECLINIC, LLC #08366		15	4	21%	19
GOOD SAMARITAN HOSPITAL LABORATORY		16	3	16%	19
FLORIDA HOSPITAL LABS		10	9	47%	19
ISLAND URGENT CARE PLLC		19			19
CENTRAL FLORIDA HEALTH CARE INC		2	17	89%	19
MADISON COUNTY MEMORIAL HOSPITAL LABORATORY		14	5	26%	19
BETHUNE-COOKMAN UNIVERSITY		1	18	95%	19
ADVENT HEALTH - LAKE MARY PEDIATRICS		12	7	37%	19
ROHR HOME		16	3	16%	19
AFTER HOURS PEDIATRICS			19	100%	19
UNIVERSITY HOSPITAL		16	3	16%	19
NAPLES CHILDREN'S URGENT CARE		16	3	16%	19
STEWARD ROCKLEDGE HOSPITAL			19	100%	19
PREMISE HEALTH MIA			19	100%	19
Centre Pointe Health and Rehabilitation Center		19			19
LAB INTERMARKET FACILITY LAB		1	18	95%	19
CALHOUN LIBERTY HOSPITAL		2	17	89%	19
SEVEN RIVERS REGIONAL MEDICAL CENTER		5	14	74%	19
TGH URGENT CARE - RIVERVIEW			19	100%	19
LAFAYETTE NURSING AND REHABILITATION CENTER		19			19
ESOTERIX GENETIC LABORATORIES		16	3	16%	19
BAYVIEW MEDICAL		19			19
LAKE HOWELL FAMILY MEDICINE ASSOCIATES		13	6	32%	19
INTERCOASTAL MEDICAL GROUP			19	100%	19
CROSSWINDS HEALTH AND REHABILITATION CENTER		19			19
ARDEN COURTS OF WINTER SPRINGS		18	1	5%	19
WOLFF CTR FOR CHILD & ADOLESCENT HEALTH PLLC,THE		17	2	11%	19
SUMMIT MEDICAL GROUP PA		19			19
STONE WASH CLINICAL LABORATORIES		2	17	89%	19
Heartland Health Care Center North Sarasota		14	5	26%	19
AMERICAN ESOTERIC LABORATORIES		5	14	74%	19
INTEGRATED REGIONAL LABORATORIES - LARGO			19	100%	19
MED HEALTH SERVICES		18	1	5%	19
REDITUS LABORATORIES			19	100%	19
MALCOM RANDALL DEPT OF VAMC			18	100%	18
FLORIDA MEDICAL CLINIC LLC		17	1	6%	18
ENGLEWOOD HOSPITAL AND MEDICAL CENTER		14	4	22%	18
LAKE CITY VA MEDICAL CENTER			18	100%	18
BULLS HEAD URGENT CARE		18			18
DAVID LAWRENCE CENTER		15	3	17%	18
JACKSON NORTH MEDICAL CENTER		2	16	89%	18
AMERICAN HOUSE SENIOR LIVING		18			18
ADVANCED MEDICAL OF NAPLES LLC			18	100%	18
TPCA CLINICAL LABORATORIES		15	3	17%	18
MINUTE CLINIC, LLC DBA MINUTECLINIC #4505		17	1	6%	18

COVID-19: testing by laboratory

Data through Dec 9, 2020 verified as of Dec 10, 2020 at 09:25 AM

Data in this report are provisional and subject to change.

The numbers in the table below represent the number of Florida and non-Florida residents for whom test results were received by the Department of Health. A person can be tested by more than one laboratory and can have both positive and negative results. **Therefore, the sum of the numbers in each column will be larger than the total number of people tested.**

Reporting lab	Inconclusive	Negative	Positive	Percent positive	Total
GRAMERCY PARK URGENT CARE		18			18
MOORINGS PARK OAKSTONE AT GREY OAKS		17	1	6%	18
Wiregrass Rehabilitation Center and Nursing Home		18			18
WHITE WILSON MEDICAL CENTER PA - NAVARRE			18	100%	18
CLERMONT ADVENTHEALTH CENTRA CARE			18	100%	18
NIGHT LITE PEDIATRIC CENTER		10	8	44%	18
MAYO CLINIC JACKSONVILLE			18	100%	18
WALK IN MEDICAL URGENT CARE		18			18
GREEN GABLES ASSISTED LIVING FACILITY		18			18
SUSANNA WESLEY HEALTH CENTER		17	1	6%	18
TOTAL RENAL LABORATORIES INC		13	5	28%	18
MARATHON HEALTH FOR LIFE		16	2	11%	18
NORTH CAROLINA DEPARTMENT OF HEALTH & HUMAN SERVICES			18	100%	18
XPRESS WELLNESS URGENT CARE			18	100%	18
THE COMMONWEALTH OF MASSACHUSETTS			18	100%	18
NOVANT HEALTH		14	4	22%	18
ACCESS 365 URGENT CARE		7	11	61%	18
MY CLINICAL LAB INC		4	14	78%	18
MAKO MEDICAL		14	4	22%	18
FELICIDAD MEDICAL CENTER			18	100%	18
ST PETER'S BENDER LABORATORY		18			18
HARTFORD HOSPITAL ANCILLARY LAB		17	1	6%	18
MOOSEHAVEN HEALTH CENTER		12	6	33%	18
DEVELOPMENTAL DISABILITIES DEFENDANT PROGRAM		18			18
MADISON CORE LABORATORIES		17	1	6%	18
FRICKS PHARMACY		13	5	28%	18
LONG TERM CARE OF GULF BREEZE LLC		17			17
ST. JUDES LABORATORIES		12	5	29%	17
GRAND OAKS OF PALM CITY LLC		16	1	6%	17
ASCENSION ST VINCENT'S PRIMARY CARE			17	100%	17
CARESPOT		1	16	94%	17
ARDEN COURTS OF TAMPA		17			17
RESIDENCE AT BAY VUE		17			17
Life Care Center at Inverrary		17			17
SOUTHSIDE HOSPITAL NORTHWELL HEALTH LABORATORY		16	1	6%	17
RIVERHEAD URGENT CARE		17			17
COAST MED URGENT CARE		16	1	6%	17
FLORIDA COMMUNITY HEALTH CENTER OF ST. LUCIE		1	16	94%	17
PHYSICIANS STAT			17	100%	17
WINTER PARK FAMILY PRACTICE LLC		17			17
WATERCREST ST LUCIE WEST		16	1	6%	17
UVMC MICROBIOLOGY		16	1	6%	17
JEFFERSON K-12, A SOMERSET SCHOOL- CLINIC		15	2	12%	17
CAREMED INTERNAL MEDICINE			17	100%	17
Cleveland Clinic Laboratories		4	13	76%	17
GOOD HEARTS COVID TESTING			17	100%	17
FLORIDA DEPARTMENT OF HEALTH IN LIBERTY COUNTY		13	4	24%	17

COVID-19: testing by laboratory

Data through Dec 9, 2020 verified as of Dec 10, 2020 at 09:25 AM

Data in this report are provisional and subject to change.

The numbers in the table below represent the number of Florida and non-Florida residents for whom test results were received by the Department of Health. A person can be tested by more than one laboratory and can have both positive and negative results. **Therefore, the sum of the numbers in each column will be larger than the total number of people tested.**

Reporting lab	Inconclusive	Negative	Positive	Percent positive	Total
SOLARIS SENIOR LIVING OF MERRITT ISLAND		17			17
CONSOLIDATED LAB SERVICES		8	9	53%	17
DCH REGIONAL MEDICAL CENTER LABORATORY		16	1	6%	17
Coastal Health and Rehabilitation Center		16	1	6%	17
UNIVERSITY MEDICAL CTR OF PRINCETON AT Mt Sinai Aventura		17			17
STETSON UNIVERSITY STUDENT HEALTH CENTER		3	14	82%	17
COLORADO DEPARTMENT OF HEALTH LABORATORY SERVICES DIVISION			17	100%	17
VALENCIA HOUSE ALF		17			17
MIAMI VA HEALTHCARE SYSTEM			17	100%	17
PEDIATRIC HEALTH CARE ALLIANCE		1	16	94%	17
NORTH PINELLAS CHILDRENS MEDICAL CENTER			16	100%	16
FORT MYERS REHABILITATION AND NURSING CENTER		15	1	6%	16
ST ELIZABETH MEDICAL CENTER LABORATORY		15	1	6%	16
SRMC AVALON		9	7	44%	16
ESTATES MEDICAL CENTER		12	4	25%	16
BRENTWOOD RETIREMENT COMMUNITY		14	2	13%	16
SAMFORD UNIVERSITY HEALTH SERVICES		15	1	6%	16
NORTH FLORIDA PEDIATRICS - JACKSONVILLE		14	2	13%	16
VETERANS AFFAIRS MEDICAL CENTER - NEW YORK HARBOR		15	1	6%	16
WASHINGTON REHAB AND NURSING		16			16
LINCOLN MEDICAL AND MENTAL HEALTH CENTER		16			16
URGENT CARE WEST CLINIC		14	2	13%	16
URGENT CARE CLINIC OF LINCOLN		14	2	13%	16
WINDERMERE MEDICAL CENTER		13	3	19%	16
INTERNAL MEDICINE ASSOCIATES & SPECIALTIES INC		15	1	6%	16
ASURANCE SCIENTIFIC LABORATORIES		16			16
CARE ONE OF FLORIDA LLC		9	7	44%	16
ALL FLORIDA FAMILY & SPORTS MEDICINE		15	1	6%	16
VIERA HOSPITAL, INC		9	7	44%	16
XERA MED RESEARCH			16	100%	16
FAST TRACK URGENT CARE CENTER - TYRONE			16	100%	16
SEMINOLE TRIBE OF FLORIDA		11	5	31%	16
MILLENNIUM PHYSICIAN GRP LLC NAPLES PINE RIDGE			16	100%	16
HEALTH CENTRAL HOSPITAL			16	100%	16
AMMON ANALYTICAL LABORATORIES		14	2	13%	16
FLAGLER HOSPITAL INC	2		14	88%	16
TUKA PEDIATRICS		1	15	94%	16
HARBORCHASE OF WELLINGTON CROSSING		15	1	6%	16
EASTLAKE PEDIATRICS - TRINITY		15			15
BONIFAY NURSING AND REHAB CENTER			15	100%	15
JACOBI MEDICAL CENTER		15			15
SARASOTA MEMORIAL NURSING & REHABILITATION CTR		15			15
HAWTHORN HOUSE		13	2	13%	15
ADVENT HEALTH - ZEPHYRHILLS			15	100%	15
DALE MEDICAL CENTER		10	5	33%	15
FLAGLER HOSPITAL LABORATORY		2	13	87%	15

COVID-19: testing by laboratory

Data through Dec 9, 2020 verified as of Dec 10, 2020 at 09:25 AM

Data in this report are provisional and subject to change.

The numbers in the table below represent the number of Florida and non-Florida residents for whom test results were received by the Department of Health. A person can be tested by more than one laboratory and can have both positive and negative results. **Therefore, the sum of the numbers in each column will be larger than the total number of people tested.**

Reporting lab	Inconclusive	Negative	Positive	Percent positive	Total
UM MILLER SCHOOL OF MEDICINE			15	100%	15
ST CATHERINE OF SIENA HOSPITAL		14	1	7%	15
FAMILY CARE CENTER OF ARLINGTON		10	5	33%	15
ORLANDO HEALTH		2	13	87%	15
MED PLUS FLORENCE		11	4	27%	15
MORTON PLANT HOSPITAL NURSING			15	100%	15
RJ LEE GROUP	1	14			15
CONNECTDX		3	12	80%	15
HERNANDO ENDOSCOPY AND SURGERY CENTER		13	2	13%	15
RITECARE MEDICAL CENTER			15	100%	15
MORTON PLANT			15	100%	15
MAINSTREAM DIAGNOSTIC LABORATORY LLC		11	4	27%	15
BROOKWOOD BAPTIST MEDICAL CENTER		14	1	7%	15
ADVENT HEALTH CENTRA CARE - LAKE BUENA VISTA			15	100%	15
KEY WEST MEDICAL CENTER	1	14			15
COLONY CLUB ALF,THE		15			15
BRIDGEVIEW CENTER LLC		12	3	20%	15
BOZEMAN HEALTH DEACONESS HOSPITAL		12	3	20%	15
PINES NURSING HOME		14	1	7%	15
ANDALUSIA HEALTH		7	8	53%	15
TELEVISIT MALABAR PEDIATRICS		5	10	67%	15
CARE CENTERS OF NASSAU		14	1	7%	15
JA POC MANUAL SUBSECTION		15			15
OAK MANOR NURSING HOME		14	1	7%	15
COLONY CARE CENTER		8	7	47%	15
HARMONY HEALTH OPCO, LLC		15			15
MILTON 4707		15			15
BARKLEY PLACE		15			15
ERIC C MARSHAL MD, PC DBA MINUTECLINIC		14	1	7%	15
PIONEER CLINICAL LAB LLC		6	9	60%	15
HODGES CLUSTER		2	13	87%	15
STEWARD MEDICAL GROUP INC			15	100%	15
HOLLEY-NAVARRE MEDICAL CLINIC		5	10	67%	15
SPEARHEAD MEDICAL			15	100%	15
RADIOLOGY ASSOCIATES OF VENICE AND ENGLEWOOD		14	1	7%	15
UAH STUDENT HEALTH CENTER		10	5	33%	15
NOVANT HEALTH GOHEALTH URGENT CARE-HARRISBURG		8	7	47%	15
DIATHERIX		13	2	13%	15
WALGREEN EASTERN CO, INC		15			15
SINAI HOSPITAL OF BALTIMORE		15			15
HERNANDO COUNTY FIRE RESCUE DISTRICT		7	7	50%	14
JOHNS HOPKINS CHILDREN'S HOSPITAL			14	100%	14
LAKE WALES OPERATING GROUP LLC		13	1	7%	14
ALL PEDIATRIC CARE			14	100%	14
MEDEMERGE		13	1	7%	14
GRAND VILLA OF ST. PETERSBURG		12	2	14%	14
BENTON HOUSE OF PORT ORANGE		8	6	43%	14

COVID-19: testing by laboratory

Data through Dec 9, 2020 verified as of Dec 10, 2020 at 09:25 AM

Data in this report are provisional and subject to change.

The numbers in the table below represent the number of Florida and non-Florida residents for whom test results were received by the Department of Health. A person can be tested by more than one laboratory and can have both positive and negative results. **Therefore, the sum of the numbers in each column will be larger than the total number of people tested.**

Reporting lab	Inconclusive	Negative	Positive	Percent positive	Total
NORTHWESTERN MEMORIAL HOSPITAL			14	100%	14
BROWARD HEALTH IMPERIAL POINT NURSING			14	100%	14
CHILDREN'S MEDICAL CENTER			14	100%	14
ASTORIA HEALTH AND REHABILITATION CENTER		13	1	7%	14
CVS			14	100%	14
LAKEVIEW INTERNAL MEDICINE		4	10	71%	14
ADVANCED URGENT CARE		12	2	14%	14
HARMONY CLINIC		1	13	93%	14
ALAN L MELOTEK MD		14			14
POLK CHD BARTOW		13	1	7%	14
CARESPOT OF NOCATEE			14	100%	14
HORIZON ALF		14			14
SEA PINES REHABILITATION HOSPITAL		14			14
INNOVATION CLINICAL TRIALS, INC			14	100%	14
CENTRAL FLORIDA PEDIATRICS		5	9	64%	14
AURORA DIAGNOSTICS		3	11	79%	14
MAGNOLIA MEDICAL CLINIC		1	13	93%	14
CHIPOLA MEDICAL ASSOCIATES		2	12	86%	14
EMERGENCY PHYSICIANS MEDICAL CENTER LLC		6	8	57%	14
FLORIDA HEART & VASCULAR MULTISPECIALTY GROUP PA		12	2	14%	14
BONIFAY NURSING AND REHABILITATION CENTER			14	100%	14
BOCA SIMON		2	12	86%	14
NORTH CENTRAL BRONX HOSPITAL		13	1	7%	14
LIFE CARE CENTER OF JACKSONVILLE			14	100%	14
HOLY NAME HOSPITAL LABORATORY		13	1	7%	14
FLORIDA HEALTH CARE PLANS INC		1	13	93%	14
CANTERFIELD OF CLAY COUNTY		14			14
NEW YORK PRESBYTERIAN - ALLEN HOSPITAL		14			14
HEALTHFIRST ADVENT HEALTH CENTRA CARE COCOA BEACH			14	100%	14
OKEECHOBEE HEALTHCARE FACILITY			14	100%	14
EPIPHANY HEALTH		8	6	43%	14
RENAISSANCE SENIOR LIVING		14			14
ADVENT HEALTH PRIMARY CARE PLUS, WINTER GARDEN		10	4	29%	14
THE CANOPY AT HARPER LAKE	1		13	93%	14
PALMETTO PEDIATRICS			14	100%	14
HELIX DIAGNOSTICS			14	100%	14
SIGNATURE HEALTHCARE OF ORANGE PARK		14			14
GLEN COVE HOSPITAL		14			14
WILLOW BROOKE COURT AT AZALEA TRACE		14			14
OPIS ISLAND LAKE CENTER		13			13
NO NAME		8	5	38%	13
BRANDON COMMUNITY HEALTH CENTER		6	7	54%	13
CLEVELAND CLINIC			13	100%	13
IN-OFFICE LAB		12	1	8%	13
FORT WALTON BEACH DEVELOPMENTAL CENTER		12	1	8%	13
REGENCY SQUARE MALL - SEARS		2	11	85%	13
FINLAY C. LABORATORY		3	10	77%	13

COVID-19: testing by laboratory

Data through Dec 9, 2020 verified as of Dec 10, 2020 at 09:25 AM

Data in this report are provisional and subject to change.

The numbers in the table below represent the number of Florida and non-Florida residents for whom test results were received by the Department of Health. A person can be tested by more than one laboratory and can have both positive and negative results. **Therefore, the sum of the numbers in each column will be larger than the total number of people tested.**

Reporting lab	Inconclusive	Negative	Positive	Percent positive	Total
SHORE MEMORIAL HOSPITAL		12	1	8%	13
WELLINGTON FAMILY PRACTICE		13			13
SOUTHEAST FAMILY HEALTHCARE CENTER			13	100%	13
UNIVERSITY LAB			13	100%	13
PRIMECARE OF DOTHAN-DALEVILLE CLINIC		11	2	15%	13
HARBOUR ISLAND PEDIATRICS		9	4	31%	13
VILLA OF KINGS AND QUEENS OF DELRAY		13			13
ADVENTHEALTH EXPRESS CARE AT WALGREENS 49TH STREET		8	5	38%	13
MEDEXPRESS - BLOOMIN BRANDS		4	9	69%	13
FLORIDA STATE HOSPITAL			13	100%	13
HUNT CLUB MEDICAL		12	1	8%	13
COUNTY OF LOS ANGELES			13	100%	13
LAKE GIBSON VILLAGE, LLC		13			13
VIERA MANOR ASSISTED LIVING RESIDENCE		13			13
HEALTH MED CENTERS		13			13
Sunnyside Care Center		13			13
CRUCIAL CARE		7	6	46%	13
CLEARWATER STATMED QUICK QUALITY CLINICS			13	100%	13
WHITE WILSON MEDICAL CENTER IMMEDIATE CARE			13	100%	13
TALLAHASSEE DEVELOPMENTAL CENTER□		13			13
CLINICAL LABORATORY SERVICES			13	100%	13
OSCEOLA ALF OPERATOR, LLC DBA□		13			13
FUNGAL REFERENCE LABORATORY		12	1	8%	13
ESCAMBIA COMMUNITY CLINIC		2	11	85%	13
MORRIS PARK URGENT CARE		9	3	25%	12
NEW YORK METHODIST HOSPITAL		12			12
MINUTECLINIC LLC #3291		10	2	17%	12
EDWARD J HEALEY REHAB & NURSING CENTER		12			12
LONG ISLAND JEWISH VALLEY STREAM		12			12
GLEN OAKS HEALTH AND REHABILITATION CENTER			12	100%	12
NEWYORK-PRESBYTERIAN/ LAWRENCE HOSPITAL LABORATORY		11	1	8%	12
EMERALD COAST BEHAVIORAL HOSPITAL		12			12
BAPTIST MEDICAL CENTER EAST		9	3	25%	12
SUMMIT MEDICAL GROUP - 75 E NORTHFIELD		10	2	17%	12
HUDSON VALLEY HOSPITAL CENTER LABORATORY		11	1	8%	12
Consulate Health Care of Jacksonville			12	100%	12
PREMIER MEDICAL ASSOCIATES ALL FLORIDA LLC		12			12
SHELBY COUNTY HEALTH CARE CORPORATION		9	3	25%	12
TOTTENVILLE CIRCLE URGENT CARE		12			12
MERCY MEDICAL URGENT CARE CENTER INC		2	10	83%	12
ERDOX		11	1	8%	12
BROWARD DIALYSIS			12	100%	12
FORT SANDERS REGIONAL LABORATORY		12			12
LIFE CARE OF PORT SAINT LUCIE		3	9	75%	12
WALGREENS COVID-19		11	1	8%	12
DESOTO PALMS ALF		12			12
WALGREEN		4	8	67%	12

COVID-19: testing by laboratory

Data through Dec 9, 2020 verified as of Dec 10, 2020 at 09:25 AM

Data in this report are provisional and subject to change.

The numbers in the table below represent the number of Florida and non-Florida residents for whom test results were received by the Department of Health. A person can be tested by more than one laboratory and can have both positive and negative results. **Therefore, the sum of the numbers in each column will be larger than the total number of people tested.**

Reporting lab	Inconclusive	Negative	Positive	Percent positive	Total
FLORIDA DEPARTMENT OF HEALTH IN HILLSBOROUGH COUNTY			12	100%	12
CYPRESS COVE		11	1	8%	12
MELBOURNE FAMILY PRACTICE		11	1	8%	12
VERITAS RESEARCH CORP			12	100%	12
NAPLES GREEN VILLAGE		12			12
MCWHORTER SCHOOL OF PHARMACY		12			12
FLORIDA DEPT OF HEALTH		4	8	67%	12
CARDIOLOGY AND MEDICINE ASSOCIATES INC		12			12
KINDRED HOSPITAL MELBOURNE		12			12
CANTON-POTSDAM HOSPITAL LABORATORY		12			12
DYNAMIC DNA LAB		1	11	92%	12
PARKWEST MEDICAL CENTER		10	2	17%	12
ARCPPOINT LABS OF SARASOTA MANATEE			12	100%	12
ST VINCENT'S EAST		11	1	8%	12
MI2297090CV HOLLAND-23D2189684		12			12
FLORIDA DEPARTMENT OF HEALTH CLAY COUNTY			12	100%	12
PROMEDICA LABORATORIES		11	1	8%	12
IREPERTOIRE_MOL_LAB		12			12
BROOKLYN HOSPITAL CENTER DOWNTOWN CAMPUS		12			12
FAMILY CARE CYPRESS CREEK		1	11	92%	12
MERIDIAN AT WATERWAYS, THE		10	2	17%	12
LEON CHD		12			12
APPLE DIAGNOSTICS LAB		5	7	58%	12
REGENEXX TAMPA BAY		11	1	8%	12
VPA PC LAB		12			12
ARBOR TERRACE SAN JOSE LLC		11	1	8%	12
CALADIUM PEDIATRICS		11	1	8%	12
PALM BEACH PATHOLOGY		9	2	18%	11
DEPT OF VA MEDICAL CENTER - BAY PINES			11	100%	11
CORE LABORATORY		1	10	91%	11
PROFESSIONAL PEDIATRICS		10	1	9%	11
SONATA COCONUT CREEK		8	3	27%	11
QUOTIENT SCIENCES LABS LLC			11	100%	11
GENERAL INTERNAL MEDICINE MEDICAL CTR CLINIC		7	4	36%	11
STATEN ISLAND UNIVERSITY HOSPITAL		11			11
SUMMIT ATLANTIC SURGERY CENTER		11			11
THE TERRACE OF SAINT CLOUD		9	2	18%	11
FAST TRACK URGENT CARE CENTER - DOWNTOWN			11	100%	11
JOSEPH SCHENKER MD PC DBA CENTERS URGENT		9	2	18%	11
PROHEALTH CARE ASSOCIATES MOBILE		9	2	18%	11
PALMS MEDICAL GROUP - LAKE CITY WEST		3	8	73%	11
NIGHT LITE PEDIATRICS CENTER, LLC		1	10	91%	11
Belleair Healthcare Center		7	4	36%	11
FHCP-PORT ORANGE		3	8	73%	11
BLISS HEALTHCARE SERVICES			11	100%	11
ROBERT WOOD JOHNSON UNIVERSITY HOSP		9	2	18%	11
TROPICANA		5	6	55%	11

COVID-19: testing by laboratory

Data through Dec 9, 2020 verified as of Dec 10, 2020 at 09:25 AM

Data in this report are provisional and subject to change.

The numbers in the table below represent the number of Florida and non-Florida residents for whom test results were received by the Department of Health. A person can be tested by more than one laboratory and can have both positive and negative results. **Therefore, the sum of the numbers in each column will be larger than the total number of people tested.**

Reporting lab	Inconclusive	Negative	Positive	Percent positive	Total
CINNAMON COVE ALF		11			11
PRATTVILLE BAPTIST HOSPITAL		9	2	18%	11
HEALTHCARE NOW			11	100%	11
MAINSTREET FAMILY SELECT		1	10	91%	11
WINTER PARK CARE AND REHABILITATION			11	100%	11
MASSACHUSETTS GENERAL HOSPITAL		1	10	91%	11
SUNCOAST URGENT CARE			11	100%	11
LONG BEACH URGENT CARE		11			11
ST JOSEPH HOSPITAL		10	1	9%	11
TREASURE COAST URGENT CARE			11	100%	11
ROADS PEDIATRICS,LLC		10	1	9%	11
BVL PEDIATRICS		11			11
BAY PINES MEDICAL ASSOCIATES		1	10	91%	11
WEINBERG VILLAGE		11			11
ADVENT HEALTH - CARROLLWOOD		3	8	73%	11
DMH STEINHATCHEE FAMILY MEDICINE		8	3	27%	11
SHELBY BAPTIST MEDICAL CENTER		6	5	45%	11
ORANGE REGIONAL MEDICAL CENTER LABORATORY		9	2	18%	11
LEHIGH VALLEY HOSPITAL		3	8	73%	11
UNIVERSITY CENTRA CARE		10	1	9%	11
North Lake Care Center		11			11
CARE FAST MURABELLA		7	4	36%	11
HOSPICE OF MARTIN & ST LUCIE, INC		11			11
LAB UNKNOWN			11	100%	11
JESSIE TRICE COMMUNITY HEALTH SYSTEM, INC			11	100%	11
COLORADO DEPARTMENT OF PUBLIC HEALTH AND ENVIRONMENT			11	100%	11
Golfview Healthcare Center		11			11
BRYAN WHITFIELD MEMORIAL HOSPITAL		7	4	36%	11
SPRING MANOR ASSISTED LIVING		10			10
INTERMOUNTAIN CENTRAL LAB		1	9	90%	10
AIM LABORATORIES			10	100%	10
BAPTIST MEMORIAL HEALTH CARE		9	1	10%	10
BETHESDA HEALTH PHYSICIAN GROUP INC			10	100%	10
GENESIS		7	3	30%	10
INSTITUTE OF PATHOLOGY KINGS COUNTY		10			10
LAKE NONA MEDICAL SERVICES		3	7	70%	10
OHIO STATE UNIVERSITY MEDICAL CENTER			10	100%	10
GENESIS DERMATOLOGY		8	2	20%	10
MHHS All Lab Subsection		10			10
MINUTECLINIC DIAGNOSTIC OF RHODE ISLAND, LLC #590		10			10
LYSTER ACH FT RUCKER AL		9	1	10%	10
INN AT LAKE SEMINOLE SQUARE, THE		10			10
GRACE MEDICAL HOME		8	2	20%	10
BROWARD HEALTH CARE			10	100%	10
SUNRISE URGENT CARE ASSOCIATES LLC D/B/A		7	3	30%	10
LUCID DIAGNOSTICS LABS			10	100%	10
SOUTHEASTERN LABORATORY			10	100%	10

COVID-19: testing by laboratory

Data through Dec 9, 2020 verified as of Dec 10, 2020 at 09:25 AM

Data in this report are provisional and subject to change.

The numbers in the table below represent the number of Florida and non-Florida residents for whom test results were received by the Department of Health. A person can be tested by more than one laboratory and can have both positive and negative results. **Therefore, the sum of the numbers in each column will be larger than the total number of people tested.**

Reporting lab	Inconclusive	Negative	Positive	Percent positive	Total
NAPHCARE, INC.			10	100%	10
LAKE MARY KIDS CENTRA CARE			10	100%	10
WEST BROWARD CARE CENTER		9	1	10%	10
UR CARE FAMILY AND SPORTS MEDICINE			10	100%	10
ALABAMA CLINICS		3	7	70%	10
UMHC/SYLVESTER AT KENDALL		1	9	90%	10
BEAUMONT LABORATORY			10	100%	10
PINELLAS COUNTY HEALTH DEPARTMENT		2	8	80%	10
COMMUNITY HEALTH CENTER		2	8	80%	10
SYNIVERSE WELLNESS CENTER		8	2	20%	10
HIALEAH HOSPITAL RESPIRATORY DEPT			10	100%	10
ODYSSEY HEALTHCARE OF MARION COUNTY, LLC		10			10
CBC LAB		3	7	70%	10
AVANTE ST CLOUD		7	3	30%	10
PONCE PLAZA NURSING & REHAB CENTER			10	100%	10
APPALACHIAN REGIONAL HEALTHCARE SYSTEM		10			10
ADVENT HEALTH - KISSIMMEE		1	9	90%	10
MEDICAL LABORATORY DIAGNOSTICS			10	100%	10
ARDEN COURTS OF FORT MYERS		10			10
MINUTECLINIC DIAGNOSTICS MEDICAL GROUP		10			10
COVANCE CENTRAL LABORATORY			10	100%	10
NORTH OKALOOSA PHYSICIAN GROUP		10			10
BELLEVUE HOSPITAL CENTER DEPARTMENT		10			10
LAKE BALDWIN CBOC		9	1	10%	10
GADSDEN REGIONAL MEDICAL CENTER		10			10
CSL PLASMA INC		1	9	90%	10
HCR MANORCARE		10			10
MENORAH HOUSE		9	1	10%	10
MORTON PLANT MEASE			10	100%	10
CREATIVE TESTING SOLUTIONS		3	7	70%	10
MEDEX REGIONAL LABORATORIES LLC		1	9	90%	10
ARNOT OGDEN MEDICAL CENTER LABORATORY		10			10
PEDIATRIC HEALTH CARE ALLIANCE, P.A.			10	100%	10
KRYSTAL BAY NURSING AND REHABILITATION		7	3	30%	10
Z UROLOGY		10			10
BASSETTI & ASSOCIATES, MD, PA			10	100%	10
ACADIAN DIAGNOSTIC LABORATORIES		8	2	20%	10
MARTHA'S HOUSE & ASSISTED LIVING FACILITY		10			10
NEMOURS CHILDREN'S URGENT CARE, ORLANDO - WATERFORD LAKES			10	100%	10
MEDFAST URGENT CARE CENTERS			10	100%	10
HOSPICE OF ST FRANCIS INC		9	1	10%	10
EMERALD COAST HOSPICE - CRESTVIEW		10			10
EPIC REFERENCE LABS INC			10	100%	10
MARQUES PEDIATRICS			10	100%	10
ROCKLEDGE		1	9	90%	10
BLOUNT MEMORIAL HOSPITAL		9	1	10%	10
NEW JERSEY DEPARTMENT OF HEALTH COMMUNICABLE DISEASE SERVICE		3	7	70%	10

COVID-19: testing by laboratory

Data through Dec 9, 2020 verified as of Dec 10, 2020 at 09:25 AM

Data in this report are provisional and subject to change.

The numbers in the table below represent the number of Florida and non-Florida residents for whom test results were received by the Department of Health. A person can be tested by more than one laboratory and can have both positive and negative results. **Therefore, the sum of the numbers in each column will be larger than the total number of people tested.**

Reporting lab	Inconclusive	Negative	Positive	Percent positive	Total
EMERALD COAST PEDIATRICS			10	100%	10
FIRST CHOICE PEDIATRICS WINTER SPRINGS		9			9
Maury Regional Hospital		6	3	33%	9
COASTAL SKIN SURGERY AND DERMATOLOGY		6	3	33%	9
CAPE CORAL HOSPITAL ABG LABORATORY		3	6	67%	9
FLORIDA HOSPITAL WINTER GARDEN		8	1	11%	9
GCPM MANUAL MICROBIOLOGY		1	8	89%	9
MARKET STREET VIERA		9			9
BAYONET POINT HOSPITAL			9	100%	9
GLEN OAKS URGENT CARE		9			9
ROSLYN URGENT CARE		9			9
PARROTT MEDICAL CLINIC			9	100%	9
COASTAL PHYSICIANS, LLC			9	100%	9
FLUSHING HOSPITAL MEDICAL CENTER		7	2	22%	9
PLYMOUTH HARBOR INCORPORATED		9			9
UNAVAILABLE/UNKNOWN/NO INFORMATION FOUND			9	100%	9
TOTAL ACCESS URGENT CARE			9	100%	9
MD PLUS URGENT CARE, LLC			9	100%	9
REDMED CLINIC OF ARLINGTON		8	1	11%	9
NORTHERN WESTCHESTER HOSPITAL LABORATORY		8	1	11%	9
MAGNOLIA PEDIATRICS		2	7	78%	9
JUST FOR KIDS PEDIATRICS		2	7	78%	9
PBC PREMIER FAMILY HEALTH			9	100%	9
BAPTIST PRIMARY CARE PONTE VEDRA		5	4	44%	9
CAREHERE- LCS LEESBURG			9	100%	9
HOWARD BEACH URGENT CARE		9			9
ARTHREX MEDICAL CENTER		5	4	44%	9
MERCY MEDICAL CENTER		3	6	67%	9
ORANGE BLOSSOM FAMILY HEALTH		6	3	33%	9
CHILDREN'S HEALTH CENTER INC.		7	2	22%	9
RIVERSIDE MEDICAL GROUP		8	1	11%	9
UNIVERSITY HOSPITAL UC HEALTH		6	3	33%	9
LPG PEDIATRICS AT PAGE FIELD		9			9
CARENOW URGENT CARE-MT JULIET		8	1	11%	9
LAKE NONA MEDICAL SERVICE LLC		9			9
TMH PHYSICIAN PARTNERS - MONTICELLO		8	1	11%	9
FLORIDA DEPARTMENT OF HEALTH IN CALHOUN COUNTY		6	3	33%	9
VILLAGE PLACE HEALTH AND REHAB		9			9
PUBLIC SQUARE PHARMACY LLC		9			9
SOUTHEASTERN OUTPATIENT SURGERY CENTER		9			9
MIDMICHIGAN MEDICAL CENTER			9	100%	9
THE TRADITION OF THE PALM BEACHES		9			9
BOCA RATON REGIONAL HOSPITAL LAB			9	100%	9
GROWING TOGETHER PEDIATRICS, LLC		8	1	11%	9
TOWERS HOME CARE☐		9			9
EAR NOSE & THROAT ASSOCIATES OF MANATEE PA		9			9
INTERNAL MEDICINE ASSOCIATES PA		8	1	11%	9

COVID-19: testing by laboratory

Data through Dec 9, 2020 verified as of Dec 10, 2020 at 09:25 AM

Data in this report are provisional and subject to change.

The numbers in the table below represent the number of Florida and non-Florida residents for whom test results were received by the Department of Health. A person can be tested by more than one laboratory and can have both positive and negative results. **Therefore, the sum of the numbers in each column will be larger than the total number of people tested.**

Reporting lab	Inconclusive	Negative	Positive	Percent positive	Total
EASTERN SHORE URGENT CARE		6	3	33%	9
SAMARITAN MEDICAL CENTER		9			9
ADVENT HEALTH - WINTER HAVEN		5	4	44%	9
OMNI			9	100%	9
NORTHBROOK CENTER FOR		8	1	11%	9
UC HEALTH UNIVERSITY HOSPITAL		8	1	11%	9
MID-FLORIDA PATHOLOGY, LLC		9			9
MICHIGAN DEPARTMENT OF HEALTH AND HUMAN SERVICES			9	100%	9
WATSON HEALTHCARE		7	2	22%	9
PRINCETON VILLAGE		6	3	33%	9
SOUTHWEST ORLANDO FAMILY MEDICINE, PL		6	3	33%	9
CHEMISYS LABORATORIES		1	8	89%	9
CYPRESS POINT LIVING, LLC		7	2	22%	9
BUREAU OF PUBLIC HEALTH		1	8	89%	9
PHELPS HOSPITAL LABORATORY		9			9
RESEARCH CENTERS OF AMERICA, LLC		6	3	33%	9
INNOVATIVE RESEARCH OF WEST FLORIDA		7	2	22%	9
MAITLAND PRIMARY CARE		9			9
PRECISION GENETICS			9	100%	9
MOUNT DORA PEDIATRICS		8	1	11%	9
ANY LAB TEST NOW INC			9	100%	9
LIFE CARE CENTER OF PORT ST. LUCIE		5	3	38%	8
CAREATC			8	100%	8
BIOTECH CLINICAL LABORATORIES, INC.		1	7	88%	8
BARTON PARKER OD PC		8			8
JFK MEDICAL CENTER NORTH LAB		1	7	88%	8
MACKOUL PEDIATRICS FORT MYERS			8	100%	8
LIFE CARE CITRUS COUNTY			8	100%	8
BARNETT PARK			8	100%	8
STATEN ISLAND UNIVERSITY HOSPITAL SEGUINE AVE		8			8
EXECUTIVE MEDICAL SERVICES		8			8
SUMTER PEDIATRICS		8			8
UNIVERSITY MEDICAL CENTER		8			8
MEADOWCREST MOLECULAR DIAGNOSTICS, LLC			8	100%	8
MAIMONIDES-SHALOM ACADEMY, INC		7	1	13%	8
RAINBOW PEDIATRIC CENTER		2	6	75%	8
ST. JOSEPH HOSPITAL AND HEALTH CARE INC.			8	100%	8
OHIO CVS STORES, LLC DBA		8			8
BEAUMONT EMERGENCY CENTER			8	100%	8
LABCORP BURLINGTON		1	7	88%	8
NATURE COAST REGIONAL MEDICAL CENTER			8	100%	8
SOUTHCORP LABORATORY		2	6	75%	8
GENE STREET LABORATORIES, LLC		6	2	25%	8
DOCTOR'S IN HOUSE LAB			8	100%	8
CARENOW URGENT CARE - EAST NASHVILLE		7	1	13%	8
BROOKDALE FORT MYERS CYPRESS LAKE		7	1	13%	8
ST ANTHONYS REHABILITATION HOSPITAL		7	1	13%	8

COVID-19: testing by laboratory

Data through Dec 9, 2020 verified as of Dec 10, 2020 at 09:25 AM

Data in this report are provisional and subject to change.

The numbers in the table below represent the number of Florida and non-Florida residents for whom test results were received by the Department of Health. A person can be tested by more than one laboratory and can have both positive and negative results. **Therefore, the sum of the numbers in each column will be larger than the total number of people tested.**

Reporting lab	Inconclusive	Negative	Positive	Percent positive	Total
PRECISION HEALTH SOLUTIONS		2	6	75%	8
EMERITUS AT NAPLES	1	7			8
BAPTIST OUTPATIENT			8	100%	8
GOLISANO CHILDREN'S HOSPITAL OF SOUTHWEST FLORIDA		6	2	25%	8
NORTHWEST FLORIDA SLEEP			8	100%	8
RAINBOW PEDIATRICS			8	100%	8
ATLANTIC CONSOLIDATED LABORATORY		8			8
MD NOW MEDICAL CENTERS INC			8	100%	8
FAMILY AND INTERNAL MEDICINE AT AVALON PARK		6	2	25%	8
ADVENT HEALTH - FOUR CORNERS ER		8			8
MOBILE DOC FL, LLC		8			8
HARBORCHASE OF DR PHILLIPS		7	1	13%	8
HEALTHMARK REGIONAL HOSPITAL LAB		4	4	50%	8
PATEL MEDICAL VENTURES		7	1	13%	8
WACO HHSSURGEWACO	1	6	1	13%	8
ALACHUA COUNTY HEALTH DEPARTMENT		1	7	88%	8
DOCTOR'S IN-HOUSE LAB/COMMUNITY HEALTH CENTERS OF PINELLAS – CLEARWATE			8	100%	8
JX REF LAB			8	100%	8
CIAN DIAGNOSTICS			8	100%	8
X-GENE MOLECULAR LABS		1	7	88%	8
COLLIER COUNTY HEALTH DEPT.		4	4	50%	8
ANTHEM LAKES LLC		8			8
WESTCHESTER GENERAL HOSPITAL BLOOD GAS LAB			8	100%	8
RICHMOND UNIVERSITY MEDICAL CENTER		7	1	13%	8
ORMOND BEACH CENTRA CARE			8	100%	8
HUNTINGTON STATION URGENT CARE		8			8
INTERNAL MEDICINE ASSOCIATES OF JACKSON HOSPITAL			8	100%	8
REGENCY OAKS HEALTH CENTER		8			8
WELLMED AT SOUTH PARSONS		7	1	13%	8
OCALA OAKS REHABILITATION CENTER		7	1	13%	8
STUART LODGE LIVING LLC		4	4	50%	8
MID-HUDSON VALLEY DIVISION OF WESTCHESTER MEDICAL		8			8
WIREGRASS CLINIC LLC		6	2	25%	8
MICHIGAN DEPARTMENT OF COMMUNITY HEALTH		1	7	88%	8
WHITE SANDS OUTPATIENT SERVICES (WSOP SERVICES LLC)		8			8
Hialeah Nursing And Rehabilitation Center		6	2	25%	8
SYLVESTER AT PLANTATION LABORATORY		7	1	13%	8
HUNTINGTON VILLAGE URGENT CARE		8			8
MOLECULAR PATHOLOGY LABORATORY			8	100%	8
MINUTE CLINIC DIAGNOSTIC OF VIRGINIA		5	3	38%	8
AMBRY GENETICS CORPORATION		8			8
ADVENTHEALTH MEDICAL GROUP CARE CLINIC AT		6	2	25%	8
ROBERT WOOD JOHNSON HOSPITAL		7	1	13%	8
ALLINA HEALTH - ABBOTT NORTHWESTERN HOSPITAL		5	3	38%	8
MOSOLF PEDIATRICS			8	100%	8
FHCP-ORANGE CITY			8	100%	8
SAN JOSE SENIOR CARE LLC		5	3	38%	8

COVID-19: testing by laboratory

Data through Dec 9, 2020 verified as of Dec 10, 2020 at 09:25 AM

Data in this report are provisional and subject to change.

The numbers in the table below represent the number of Florida and non-Florida residents for whom test results were received by the Department of Health. A person can be tested by more than one laboratory and can have both positive and negative results. **Therefore, the sum of the numbers in each column will be larger than the total number of people tested.**

Reporting lab	Inconclusive	Negative	Positive	Percent positive	Total
METHODIST MEDICAL CENTER		6	2	25%	8
VETERAN AFFAIRS MEDICAL CENTER - JAMES J PETERS		6	2	25%	8
SAMARITAN HOSPITAL LABORATORY		7	1	13%	8
BIOREFERENCE LABORATORIES INC		2	6	75%	8
KIVA AT CANTERBURY			8	100%	8
MINUTECLINIC, LLC, DBA MINUTECLINIC #2544		7	1	13%	8
THE WOLFF CENTER FOR CHILD & ADOLESCENT HEALTH			8	100%	8
BOND CLINIC DR ELDEEB		1	7	88%	8
MONTEFIORE ST LUKE'S CORNWALL HOSPITAL		7	1	13%	8
TRINITY MEDICAL ASSOCIATES LLC			8	100%	8
NORTHSHORE UNIVERSITY HEALTHSYSTEM EVANSTON HOSPITAL LAB			8	100%	8
GENEUS DIAGNOSTICS			8	100%	8
HOLY NAME MEDICAL CENTER	1	6	1	13%	8
NEUROINTERNATIONAL SARASOTA		6	1	14%	7
BAPTIST PEDIATRICS		6	1	14%	7
Rosewood Healthcare and Rehabilitation Center		5	2	29%	7
LABCORP EMPLOYER SERVICES		7			7
Ocoee Health Care Center		7			7
HOLY GARDEN ALF, INC.		7			7
FIRST CHOICE PEDIATRICS INC		6	1	14%	7
FLORIDA HOSPITAL WINTER PARK		6	1	14%	7
NORTON HEALTHCARE			7	100%	7
DOCTORS CLINICAL LABORATORY, INC		5	2	29%	7
MONTEFIORE NYACK HOSPITAL AFFILIATED LABORATORY		7			7
PROFESSIONAL URGENT CARE SERVICES		5	2	29%	7
PEDIATRICS OF CENTRAL FLORIDA		5	2	29%	7
OPTUMCARE FLORIDA LLC		1	6	86%	7
RESOLVE MOLECULAR DIAGNOSTICS		7			7
CENTRAL FLORIDA PEDIATRIC URGENT CARE LLC		6	1	14%	7
WYOMING COUNTY COMMUNITY HOSPITAL LABORATORY		7			7
GULF COAST MEDICAL GROUP		2	5	71%	7
DOCTOR'S IN-HOUSE LAB/COMMUNITY HEALTH CENTERS OF PINELLAS -PINELLAS P			7	100%	7
DIAGNOSTIC CLINIC		6	1	14%	7
SOUTH COM HEALTH CLINIC, DEPT. OF THE ARMY		7			7
LAB UNKNOWN		6	1	14%	7
JOHNS HOPKINS MEDICAL LABORATORIES		1	6	86%	7
OPIS COQUINA CENTER		7			7
AVON PARK PEDIATRICS			7	100%	7
AUBURN COMMUNITY HOSPITAL		6	1	14%	7
MEDLABS DIAGNOSTICS		7			7
VETERANS AFFAIRS MEDICAL CENTER - OUTPATIENT			7	100%	7
AVENTURA HOSPITAL AND MEDICAL CENTER			7	100%	7
CARENOW URGENT CARE-MADISON		7			7
FLORIDA HOSPITAL KISSIMMEE		4	3	43%	7
LAKEVIEW HEALTH SYSTEMS			7	100%	7
SCHOOL OF PHARMACY AND PHARMACEUTICAL		7			7
RIVER OAKS TREATMENT CENTER			7	100%	7

COVID-19: testing by laboratory

Data through Dec 9, 2020 verified as of Dec 10, 2020 at 09:25 AM

Data in this report are provisional and subject to change.

The numbers in the table below represent the number of Florida and non-Florida residents for whom test results were received by the Department of Health. A person can be tested by more than one laboratory and can have both positive and negative results. **Therefore, the sum of the numbers in each column will be larger than the total number of people tested.**

Reporting lab	Inconclusive	Negative	Positive	Percent positive	Total
ALCOVE ASSISTED LIVING FACILITY		7			7
VALLEY IMMEDIATE CARE		6	1	14%	7
WELLMED AT PORT ST LUCIE WEST		6	1	14%	7
COLLEGE POINT URGENT CARE		6	1	14%	7
BRISTOL AT TAMPA, THE		7			7
HEALTH CARE LABORATORY SERVICES		1	6	86%	7
HEALTHWORKS MED GROUP OF FLORIDA PA		2	5	71%	7
CENTER ONE SURGERY CENTER		6	1	14%	7
ADVANCED EMURGENT CARE		5	2	29%	7
MINUTECLINIC DIAGNOSTIC		7			7
DEPARTMENT OF HEALTH- CITRUS COUNTY			7	100%	7
PALMS REHABILITATION AND HEALTHCARE CENTER		5	2	29%	7
MINUTECLINIC DIAGNOSTIC OF PENNSYLVANI		7			7
ARCHBOLD MEMORIAL HOSPITAL/LAB		3	4	57%	7
CVS MINUTE CLINIC, LLC		5	2	29%	7
BRIDGEWAY HEALTH CLINICS INC			7	100%	7
TEXAS DEPARTMENT OF STATE HEALTH SERVICES		2	5	71%	7
BAPTIST HEALTH			7	100%	7
DORAL URGENT CARE			7	100%	7
APOLLO HEALTH & REHABILITATION		2	5	71%	7
SOUTH NASSAU COMMUNITIES HOSPITAL		5	2	29%	7
NORTHWEST FLORIDA ENT, PA		3	4	57%	7
ECLRS		2	5	71%	7
DOH-TAMPA BRANCH LABORATORY (MLK BLVD)		3	4	57%	7
FLORIDA CLINICAL LAB			7	100%	7
THE TERRACE AT IVY ACRES ALF		6	1	14%	7
THE MARY IMOGENE BASSETT HOSPITAL		7			7
LEE COUNTY HEALTH DEPARTMENT		4	3	43%	7
ALLEGRO - TAMPA	1	4	2	29%	7
FLORIDA DEPARTMENT OF HEALTH IN TAYLOR COUNTY		4	3	43%	7
TRUE HEALTH DIAGNOSTICS		1	6	86%	7
ISLAND LAKE CENTER		3	4	57%	7
HEARTLAND PEDIATRICS OF LAKE PLACID			7	100%	7
COMPREHENSIVE CHILDCARE ASSOCIATES		5	2	29%	7
SURGOINSVILLE PHARMACY		7			7
MARIANNA HEALTH AND REHABILITATION CENTER		7			7
ONEIDA HEALTHCARE CENTER		7			7
ALACHUA			7	100%	7
CARENOW URGENT CARE-BRENTWOOD		5	2	29%	7
ADVANCED DIAGNOSTIC LABORATORY			7	100%	7
THE COLLIER AT NAPLES		6	1	14%	7
ORLANDO HEALTH PHYSICIAN ASSOCIATES		4	3	43%	7
EMERGENCY MEDICAL CENTER		2	5	71%	7
LYNMOORE,THE		7			7
FLORIDA CENTER FOR DERMATOLOGY LABORATORY			7	100%	7
WHOLE FAMILY HEALTH CENTER INC		2	5	71%	7
QUE		4	3	43%	7

COVID-19: testing by laboratory

Data through Dec 9, 2020 verified as of Dec 10, 2020 at 09:25 AM

Data in this report are provisional and subject to change.

The numbers in the table below represent the number of Florida and non-Florida residents for whom test results were received by the Department of Health. A person can be tested by more than one laboratory and can have both positive and negative results. **Therefore, the sum of the numbers in each column will be larger than the total number of people tested.**

Reporting lab	Inconclusive	Negative	Positive	Percent positive	Total
CARROLL GARDENS URGENT CARE		7			7
ROBERT H JENKINS JR VETERANS' DOMICILIARY HOME OF		7			7
HEALTH NETWORK LABORATORIES		6	1	14%	7
LEPE'S HOUSE			7	100%	7
GENTRY PARK ORLANDO ASSISTED LIVING		6	1	14%	7
BENDERSON FAMILY SKILLED NURSING AND□		7			7
VIRTUA VOORHEES HOSPITAL		5	2	29%	7
DOLPHIN POINTE HEALTH CARE LLC			7	100%	7
DIEGO FALLON MD PA		5	2	29%	7
MIAMI CLINICAL RESEARCH CORP			7	100%	7
NOVANT HEALTH INPATIENT CARE		2	5	71%	7
BLOCK NATION CHASE		4	3	43%	7
METROPOLITAN HOSPITAL CENTER		6	1	14%	7
UNIVERSITY OF WASHINGTON MEDICAL CENTER			7	100%	7
FLORIDA WOMAN CARE LABORATORY			6	100%	6
MEDEXPRESS URGENT CARE PARKERSBURG		5	1	17%	6
SONORA QUEST LABORATORIES			6	100%	6
ORANGE PARK PEDIATRIC ASSOCIATES		1	5	83%	6
IU HEALTH PATHOLOGY		1	5	83%	6
MICHELLE S PAGE MD PA		6			6
SAINT PETER'S UNIVERSITY HOSPITAL		6			6
DOH JACKSONVILLE CENTRAL LABORATORY		3	3	50%	6
NOT INDICATED		1	5	83%	6
WATAUGA MEDICAL CENTER		4	2	33%	6
TEXAS MEDCLINIC			6	100%	6
CORNERSTONE MEDICAL CARE OF BRANDON PL		6			6
ILLINOIS DEPT OF PUBLIC HEALTH LAB - SPRINGFIELD			6	100%	6
BAYCARE ALLIANT HOSPITAL			6	100%	6
PERSONAL PEDIATRICS PA		5	1	17%	6
WILDLIGHT LAB			6	100%	6
THOMAS JEFFERSON UNIVERSITY HOSPITAL		4	2	33%	6
MINUTECLINIC DIAGNOSTIC OF HAWAII LLC		6			6
Northwell Lab		2	4	67%	6
THE VILLAGES REGIONAL HOSPITAL FREESTANDING		3	3	50%	6
DARDEN WELLNESS CENTER		5	1	17%	6
SONATA BOYNTON BEACH		5	1	17%	6
TIMBER CREEK PEDIATRICS		6			6
PROHEALTH MED		1	5	83%	6
GRACE REHABILITATION CENTER OF VERO BEACH		4	2	33%	6
BROOKDALE PANAMA CITY		5	1	17%	6
ROYAL CARE OF AVON PARK		5	1	17%	6
ST LUKES ROOSEVELT LABORATORY		6			6
ARLINGTON OF NAPLES		6			6
MINUTECLINIC DIAGNOSTIC OF NORTH CAROLINA PC		6			6
TAMIAMI LAB MILLENIUM			6	100%	6
IRL MARKET LAB			6	100%	6
LUMADOC HEALTH		4	2	33%	6

COVID-19: testing by laboratory

Data through Dec 9, 2020 verified as of Dec 10, 2020 at 09:25 AM

Data in this report are provisional and subject to change.

The numbers in the table below represent the number of Florida and non-Florida residents for whom test results were received by the Department of Health. A person can be tested by more than one laboratory and can have both positive and negative results. **Therefore, the sum of the numbers in each column will be larger than the total number of people tested.**

Reporting lab	Inconclusive	Negative	Positive	Percent positive	Total
FLORIDA MEDICAL SPECIALISTS		2	4	67%	6
ADVENTHEALTH EXPRESS CARE AT			6	100%	6
BIOTECH			6	100%	6
JUPITER MEDICAL CENTER			6	100%	6
PASSPORT HEALTH			6	100%	6
EXPRESS FAMILY CARE LLC			6	100%	6
MD BEAUTY LABS, PA		6			6
PENN MEDICINE PRINCETON MEDICAL CENTER		6			6
AARK LABORATORY		6			6
BAYA URGENT CARE LLC		1	5	83%	6
The Ponce Therapy Care Center		6			6
STUART REHABILITATION AND HEALTHCARE		2	4	67%	6
LUXOR SCIENTIFIC LLC			6	100%	6
CHILDRENS MEDICAL CENTER			6	100%	6
TENNESSEE DEPARTMENT OF HEALTH (TDH) - CENTRAL LABORATORY			6	100%	6
PATHGROUP LABS, LLC		4	2	33%	6
BOCA VIPEDIATRICS			6	100%	6
PENINSULA CARE AND REHABILITATION CENTER			6	100%	6
JERSEY SHORE MEDICAL CENTER		6			6
ARCPPOINT LABS OF ST PETERSBURG		1	5	83%	6
UNILAB		2	4	67%	6
MAINSTREET FAMILY CARE			6	100%	6
BRADENTON PHYSICIANS MEDICAL CENTER			6	100%	6
CRESTVIEW URGENT CARE			6	100%	6
DEBARY HEALTH AND REHABILITATION CENTER		6			6
EAR NOSE AND THROAT ASSOCIATES OF MANATEE, P.A.		6			6
CAMPBELL URGENT CARE			6	100%	6
GENETIC TECHNOLOGICAL INNOVATIONS			6	100%	6
COASTAL INTERNAL MEDICINE		6			6
PORT SAINT LUCIE HOSPITAL		6			6
CAREWELL 301 - WARWICK			6	100%	6
OAKMONTE VILLAGE		5	1	17%	6
MID FLORIDA PATHOLOGY LLC		5	1	17%	6
CVS MINUTE CLINIC DIAGNOSTIC OF NORTH CAROL		6			6
NEW YORK PRESBYTERIAN - LOWER MANHATTAN		6			6
JACKSON CLINIC PA,THE		3	3	50%	6
INTERNAL MEDICINE SPECIALIST		5	1	17%	6
CARENOW URGENT CARE-SOUTHLAKE			6	100%	6
PRIME CARE ONE LLC/HARBORCHASE OF VENICE			6	100%	6
SOUTH CAROLINA DEPARTMENT OF HEALTH			6	100%	6
ENIGMA DIAGNOSTIC, INC.			6	100%	6
MERCY HEALTH—MUSKEGON		5	1	17%	6
PATHLINE			6	100%	6
WEST		3	3	50%	6
MONROE COUNTY HOSPITAL		4	2	33%	6
CAPITAL HEALTH PLAN LABORATORIES			6	100%	6
Signature healthcare of Jacksonville		4	2	33%	6

COVID-19: testing by laboratory

Data through Dec 9, 2020 verified as of Dec 10, 2020 at 09:25 AM

Data in this report are provisional and subject to change.

The numbers in the table below represent the number of Florida and non-Florida residents for whom test results were received by the Department of Health. A person can be tested by more than one laboratory and can have both positive and negative results. **Therefore, the sum of the numbers in each column will be larger than the total number of people tested.**

Reporting lab	Inconclusive	Negative	Positive	Percent positive	Total
Surrey Place Healthcare and Rehabilitation		6			6
HORIZON MEDICAL GROUP		5	1	17%	6
BETH ISRAEL DEACONESS MEDICAL CENTER			6	100%	6
CVS PHARMACY #8800		5	1	17%	6
PALMETTO HEALTH ALLIANCE		3	3	50%	6
MERCY COLLEGE HEALTH OFFICE		6			6
PROFESSIONAL PARK PEDIATRICS PA			6	100%	6
ISLAND COAST PEDIATRICS IN-HOUSE LAB		6			6
RIVERVIEW REGIONAL MEDICAL CENTER		6			6
PUBLIC HEALTH LAB		6			6
LAWTON CHILES HEALTH CENTER		1	5	83%	6
OCOE PEDIATRICS		5	1	17%	6
PALM BEACH PEDIATRICS			6	100%	6
ADVENTHEALTH MEDICAL GROUP		6			6
ETHOS LABORATORIES		6			6
Army Residence Community		5			5
PRECISION DIAGNOSTICS INC - NJ		5			5
FINLAY		1	4	80%	5
MANATEE PEDIATRICS			5	100%	5
HILLSBOROUGH COUNTY HEALTH DEPARTMENT			5	100%	5
GUTHRIE MEDICAL GROUP LABORATORIES		5			5
ORMOND MEDICAL ARTS		3	2	40%	5
OMNICARE PHARMACY OFTEXAS 1, LP DBA OMNICARE		5			5
CENTREX CLINICAL LABS INC		5			5
SARASOTA - ROBERT L TAYLOR COMMUNITY CENTER			5	100%	5
AEL KNOXVILLE			5	100%	5
ASCENSION ST VINCENT'S CLAY COUNTY			5	100%	5
MONTEFIORE MEDICAL CENTER LABORATORIES - NORTH		5			5
ST CHARLES HOSPITAL LABORATORY		5			5
CHILDREN'S HOSPITAL OF PHILADELPHIA		5			5
Jupiter Medical Center Pavilion		4	1	20%	5
MAIMONIDES MEDICAL CENTER		4	1	20%	5
BAYLOR GENETICS		4	1	20%	5
MINIMALLY INVASIVE VASCULAR INC		5			5
MEDICAL CENTER OF BLOUNTSTOWN			5	100%	5
PEDIATRICS OF CENTRAL FLORIDA - POINCIANA		3	2	40%	5
ST JOSEPH WOMENS HOSPITAL			5	100%	5
FLORIDA ATLANTIC UNIVERSITY		4	1	20%	5
ST JOHNS BIOMEDICAL LAB		5			5
BEACON AT GULF BREEZE, THE		5			5
WASHINGTON COUNTY HEALTH DEPARTMENT		2	3	60%	5
NORTHPORT MEDICAL CENTER LAB		5			5
INDIAN RIVER PRIMARY CARE PA		5			5
FORT HAMILTON URGENT CARE		5			5
BERNHARDT LABORATORIES		3	2	40%	5
ALBIBI		1	4	80%	5
WAKEMED		1	4	80%	5

COVID-19: testing by laboratory

Data through Dec 9, 2020 verified as of Dec 10, 2020 at 09:25 AM

Data in this report are provisional and subject to change.

The numbers in the table below represent the number of Florida and non-Florida residents for whom test results were received by the Department of Health. A person can be tested by more than one laboratory and can have both positive and negative results. **Therefore, the sum of the numbers in each column will be larger than the total number of people tested.**

Reporting lab	Inconclusive	Negative	Positive	Percent positive	Total
BEACH HOUSE		5			5
LAKEVIEW HEALTH CARE SYSTEMS		1	4	80%	5
MEADOWCREST FAMILY PHYSICIANS PA			5	100%	5
FLORIDA HOSPITAL LAKE MARY		5			5
GRAND VILLA OF ALTAMONTE SPRINGS			5	100%	5
FLORIDA HOSPITAL APOPKA		4	1	20%	5
BROWARD COUNTY HEALTH DEPT.			5	100%	5
FLORIDA ATLANTIC UNIVERSITY STUDENT HEALTH			5	100%	5
NORTHERN DUTCHESS HOSPITAL LABORATORY		5			5
WADSWORTH CENTER - DAVID AXELROD INSTITUTE		5			5
PEDIATRIC URGENT HEALTH CARE			5	100%	5
MINUTECLINIC DIAGNOSTIC OF PA, LLC (1036)		4	1	20%	5
PEDIATRICS OF ALTAMONTE		5			5
MEDEXPRESS URGENT CARE - BLOOMINGTON		5			5
WALTON PLACE		5			5
FAMILY HEALTH CENTER			5	100%	5
BROOKDALE CLERMONT			5	100%	5
AZALEA HEALTH		2	3	60%	5
HEALTHPARK MEDICAL CENTER ABG LAB		5			5
UT SOUTHWESTERN MEDICAL CENTER			5	100%	5
FREEDOM SQUARE NURSING CENTER			5	100%	5
LAKE NONA PEDIATRICS IN ASSOCIATION WITH NEMOURS		5			5
MCW MENTAL HEALTH LLC		5			5
BOND AND STEELE CLINIC, PA		3	2	40%	5
GLEN FALLS HOSPITAL DEPARTMENT OF PATHOLOGY		5			5
NEW HAMPSHIRE DEPARTMENT OF HEALTH AND HUMAN SERVICES		3	2	40%	5
MINUTECLINIC DIAGNOSTIC OF PENNSYLVANIA, LLD #1545		5			5
HAWKINS FAMILY MEDICINE LLC		4	1	20%	5
CLEVELAND CLINIC MARTIN HEALTH NURSING & RESTORATIVE		5			5
GOOD SAMARITAN SOCIETY OF DAYTONA		5			5
NORTH FLORIDA MEDICAL CENTER		5			5
LORI MCAULIFFE MD PA			5	100%	5
MONTEFIORE MEDICAL CENTER LABORATORIES - WEILER		4	1	20%	5
COMMUNITY HEALTH OF SOUTH FLORIDA			5	100%	5
BETHESDA COMMUNITY HEALTH CENTER			5	100%	5
SOLARIS HEALTHCARE BAYONET POINT		4	1	20%	5
NELSON BIOLOGICAL			5	100%	5
UPMC HEALTH SYSTEM		4	1	20%	5
MOUNT SINAI BROOKLYN LABORATORY		4	1	20%	5
KINDRED HOSPITAL NORTH FLORIDA		3	2	40%	5
GULF COAST VETERANS HCS PANAMA CITY OPC		5			5
CVS MINUTE CLINIC DIAGNOSTIC MED GRP OF CA		5			5
CHILDREN'S HEALTHCARE OF ATLANTA/EGLESTON		5			5
RIVER CITY PRIMARY AND URGENT CARE			5	100%	5
PARAMOUNT WALK-IN CLINIC		1	4	80%	5
MC DIAGNOSTIC OF CONNECTICUT, PC #1960		5			5
WEST PACIFIC MEDICAL LABORATORY			5	100%	5

COVID-19: testing by laboratory

Data through Dec 9, 2020 verified as of Dec 10, 2020 at 09:25 AM

Data in this report are provisional and subject to change.

The numbers in the table below represent the number of Florida and non-Florida residents for whom test results were received by the Department of Health. A person can be tested by more than one laboratory and can have both positive and negative results. **Therefore, the sum of the numbers in each column will be larger than the total number of people tested.**

Reporting lab	Inconclusive	Negative	Positive	Percent positive	Total
BREVARD HEALTH ALLIANCE INC, THE			5	100%	5
DOCS URGENT CARE		1	4	80%	5
OPTUM SILVER LAKES			5	100%	5
MINUTECLINIC MINUTECLINIC #8746		5			5
MISSOURI DEPARTMENT OF HEALTH AND SENIOR SERVICES			5	100%	5
BROOKDALE CANOPY OAKS			5	100%	5
VASCONCELLO COHEN MD PA		4	1	20%	5
VERMONT DEPARTMENT OF HEALTH		1	4	80%	5
MEDEXPRESS URGENT CARE - BENTON HARBOR		5			5
EXPRESS DOCS LLC			5	100%	5
THE CLINIC PREMISE HEALTH			5	100%	5
CENTRA CARE POINCIANA			5	100%	5
THE UNIVERSITY OF VERMONT MEDICAL CENTER		4	1	20%	5
FLORIDA DEPARTMENT OF HEALTH IN MONROE COUNTY		2	3	60%	5
COMMUNITY MEDICAL CARE CENTER INC			5	100%	5
CLEARWATER PEDIATRIC CARE		1	4	80%	5
WELLMED AT LAKE COPELAND		2	3	60%	5
FLORIDA DEPARTMENT OF HEALTH - INVERNESS		3	2	40%	5
INTERNAL MEDICINE SPECIALISTS			5	100%	5
CRESTWOOD MEDICAL CENTER		4	1	20%	5
Salerno Bay Health & Rehabilitation Center		5			5
BROOKDALE BRANDON		5			5
UNIVERSITY OF CHICAGO MEDICAL CENTER LAB			5	100%	5
ELLIS HOSPITAL LABORATORY		5			5
PRECISION LABS LLC		2	3	60%	5
BAYSHORE LABORATORY		4	1	20%	5
NIGHT OWL PEDIATRICS URGENT CARE			5	100%	5
TANNER MEDICAL CENTER EAST AL		5			5
URGENT CARE OF LONGWOOD			5	100%	5
COOPER HOSPITAL/UNIVERSITY MEDICAL		5			5
BAY STREET PHARMACY☐		5			5
ST VINCENT'S CHILTON		4	1	20%	5
MAXHEALTH		4	1	20%	5
NEMOURS CHILDREN'S PRIMARY CARE VERO BEACH			5	100%	5
CLEVELAND TENNESSEE HOSPITAL COMPANY		5			5
MANATEE COUNTY JAIL		4	1	20%	5
BAPTIST HEALTH - TOWN CENTER			5	100%	5
WOODHULL MEDICAL AND MENTAL HEALTH CTR		5			5
XRL SXF REF LAB		5			5
NORTH FLORIDA PEDIATRICS JASPER			5	100%	5
INN AT ASTON GARDENS AT PELICAN POINTE,THE		5			5
CONCENTRA			5	100%	5
FOUNTAINS OF HOPE LLC, THE		5			5
Wesley Place on Honeysuckle		5			5
DEPARTMENT OF HEALTH AND HUMAN SERVICES LANSING			5	100%	5
JOE DIMAGGIO CHILDREN'S HOSPITAL		1	4	80%	5
FRANCES WARDE MEDICAL LABORATORY		2	3	60%	5

COVID-19: testing by laboratory

Data through Dec 9, 2020 verified as of Dec 10, 2020 at 09:25 AM

Data in this report are provisional and subject to change.

The numbers in the table below represent the number of Florida and non-Florida residents for whom test results were received by the Department of Health. A person can be tested by more than one laboratory and can have both positive and negative results. **Therefore, the sum of the numbers in each column will be larger than the total number of people tested.**

Reporting lab	Inconclusive	Negative	Positive	Percent positive	Total
SANFORD SOUTH UNIVERSITY		4			4
COMPUNET CLINICAL LAB			4	100%	4
NAVARRE GARDENS		4			4
CVS HEALTH, #3396		4			4
WEISS PEDIATRIC CARE LLC		3	1	25%	4
HOSPICE OF THE TREASURE COAST		3	1	25%	4
FLORIDA HOSPITAL ALTAMONTE		2	2	50%	4
CARE HERE			4	100%	4
FOUNTAINVIEW BY FIVE STAR QUALITY CARE		4			4
MCR HEALTH LAWTON CHILES ADMINISTRATION STE A		1	3	75%	4
M&V SAN JOSE MEDICAL CENTER			4	100%	4
THE DOCTORS CENTER HEALTHCARE-SOUTHSIDE		1	3	75%	4
LABCORP UNSPECIFIED		4			4
ADVENT HEALTH - TUSKAWILLA		4			4
NCHD		1	3	75%	4
West Gate Village, LLC		4			4
LCS SANDHILL COVE LLC DBA		4			4
UTAH DEPARTMENT OF HEALTH			4	100%	4
HEALTHY MINORS PEDIATRIC URGENT CARE		4			4
COLLIER HMA PHYSICIAN MANAGEMENT, LLC			4	100%	4
UF HEALTH			4	100%	4
REDMED OF CROSSTOWN		1	3	75%	4
PEDIATRIC HEALTHCARE ALLIANCE			4	100%	4
SONATA DELRAY BEACH		3	1	25%	4
FISHERMEN'S HOSPITAL			4	100%	4
COVENIENT CARE MEDICAL CLINIC			4	100%	4
MEDEXPRESS URGENT CARE - CULPEPER		4			4
CARLOS PORTU MD, PLLC			4	100%	4
FCHC (OB)-DARWIN SQUARE CTR.			4	100%	4
KETTERING HEALTH			4	100%	4
BAYLOR ESOTERIC AND MOLECULAR LAB			4	100%	4
LEMOYNE COLLEGE WELLNESS CENTER FOR		4			4
LABS PLUS LLC		4			4
Sunset Lake Health and Rehabilitation Center		4			4
INFECTION CONTROL/ EMPHEALTH		3	1	25%	4
WYOMING PUBLIC HEALTH LAB			4	100%	4
PENNSYLVANIA DEPARTMENT OF HEALTH BUREAU OF LABORATORIES			4	100%	4
UHEALTH UNIVERSITY OF MIAMI			4	100%	4
The Care Center at Pinellas Park		4			4
COASTAL FAMILY PRACTICE		2	2	50%	4
CAPTAIN JAMES A. LOVELL FEDERAL HEALTHCARE CENTER			4	100%	4
MINUTECLINIC, LLC #03965		4			4
Westminster Manor		3	1	25%	4
CARENOW URGENT CARE-GREEN HILLS		4			4
FHCP - ORMOND BEACH			4	100%	4
URGENT TEAM - MUSCLE SHOALS		4			4
KANSAS DEPARTMENT OF HEALTH		2	2	50%	4

COVID-19: testing by laboratory

Data through Dec 9, 2020 verified as of Dec 10, 2020 at 09:25 AM

Data in this report are provisional and subject to change.

The numbers in the table below represent the number of Florida and non-Florida residents for whom test results were received by the Department of Health. A person can be tested by more than one laboratory and can have both positive and negative results. **Therefore, the sum of the numbers in each column will be larger than the total number of people tested.**

Reporting lab	Inconclusive	Negative	Positive	Percent positive	Total
LONG ISLAND JEWISH FOREST HILLS HOSPITAL		4			4
BENEVA LAKES HEALTHCARE & REHAB CENTER			4	100%	4
CARENOW URGENT CARE - WINTER SPRINGS		3	1	25%	4
MINUTECLINIC, LLC, DBA MINUTECLINIC #6106		3	1	25%	4
MARION AND BERNARD L SAMSON NURSING CENTER			4	100%	4
ADVENT HEALTH - DELTONA ER		1	3	75%	4
PACIFICA SENIOR LIVING OCALA		4			4
UW MEDICINE VIROLOGY LAB			4	100%	4
EL PARAISO HOME INC		4			4
LAKELAND HILLS CENTER		2	2	50%	4
JACKSON COUNTY HEALTH DEPARTMENT			4	100%	4
CITYMD		1	3	75%	4
PASSPORT HEALTH OF TAMPA BAY		4			4
RED MOUNTAIN DIAGNOSTICS		4			4
MIAMI CANCER INSTITUTE			4	100%	4
BAPTIST PRIMARY BLACK CREEK SOUTH			4	100%	4
PLANT CITY PEDIATRICS		4			4
RUSH UNIVERSITY MEDICAL CENTER LABORATORY			4	100%	4
ACCESS PHARMACY		4			4
Millennium Nursing & Rehab Center		4			4
LEON MEDICAL CENTERS, LLC			4	100%	4
WATERTOWN URGENT CARE PLLC		4			4
LANE PEDIATRICS PA			4	100%	4
L3HARRIS FAMILY MEDICAL CENTER			4	100%	4
PANCARE HEALTH - VERNON ELEMENTARY			4	100%	4
SOUTHEASTERN PEDIATRIC ASSOCIATES			4	100%	4
CAPE COD HOSPITAL			4	100%	4
PALM HARBOR DERMATOLOGY		4			4
DYNACARE LABORATORIES			4	100%	4
LIFE'S SPECIAL MOMENTS INC		4			4
ELTINGVILLE CIRCLE URGENT CARE		4			4
BIOTEST PLASMA CENTER		4			4
CONCENTRA URGENT CARE		1	3	75%	4
OSWEGO HOSPITAL LABORATORY		4			4
FAMILY MEDICINE OF WESTON LLC			4	100%	4
TREASURE COAST MEDICAL ASSOCIATES INC			4	100%	4
PALM BEACH CANCER INSTITUTE			4	100%	4
JOSEF SCHENKER MD PC		4			4
AVOW HOSPICE INC		4			4
GENEVA GENERAL HOSPITAL LABORATORY		3	1	25%	4
CVS MINUTE CLINIC DIAGNOSTIC OF TEXAS,LLC		3	1	25%	4
EXPRESS TESTING-ONE			4	100%	4
BARTON MEMORIAL HOSPITAL		3	1	25%	4
Walker BaptistMedCtr		3	1	25%	4
MEMORIAL HEALTH CARE SYSTEMS			4	100%	4
COPELAND MEDICAL CLINIC		3	1	25%	4
PALM BEACH COUNTY HEALTH DEPARTMENT LABORATORY			4	100%	4

COVID-19: testing by laboratory

Data through Dec 9, 2020 verified as of Dec 10, 2020 at 09:25 AM

Data in this report are provisional and subject to change.

The numbers in the table below represent the number of Florida and non-Florida residents for whom test results were received by the Department of Health. A person can be tested by more than one laboratory and can have both positive and negative results. **Therefore, the sum of the numbers in each column will be larger than the total number of people tested.**

Reporting lab	Inconclusive	Negative	Positive	Percent positive	Total
REHABILITATION CENTER OF WINTER PARK,THE			4	100%	4
PREMIER MEDICAL ASSOCIATES		4			4
EGL GENETICS DIAGNOSTICS			4	100%	4
ADIRONDACK MEDICAL CENTER		4			4
FLORIDA CANCER SPECIALISTS AND RESEARCH		2	2	50%	4
SENIOR HOME CARE INC		4			4
PERDIDO URGENT CARE			4	100%	4
URGENT MEDICAL CENTER INC		2	2	50%	4
ASSISTED LIVING OF BROWARD		4			4
GENUS DIAGNOSTICS			4	100%	4
CAREWELL 202			4	100%	4
PANCARE HEALTH - BONIFAY K-8			4	100%	4
GEORGE SAFRAN MD PC		4			4
NEWPATH DIAGNOSTICS		4			4
CHILDREN'S MEDICAL GROUP		4			4
FLORIDA HEART AND VASCULAR			4	100%	4
FAMILY MEDICAL CARE OF PALM BEACH			4	100%	4
MULBERRY CARE CENTER		1	3	75%	4
GRAND VILLA OF CLEARWATER		4			4
OMNICARE PHARMACY OF TEXAS 1		4			4
SIGNATURE CARE EMERGENCY CENTER		2	2	50%	4
FIFTH AVENUE PEDIATRICS		3	1	25%	4
GREENVILLE MEMORIAL HOSPITAL LAB			4	100%	4
COLUMBIA MEMORIAL HOSPITAL LABORATORY		4			4
WALK IN URGENT CARE			4	100%	4
SUPERIOR RESIDENCES AT CALA HILLS		4			4
DIAGNOSTECHS		4			4
ADVENT HEALTH CENTRA CARE - ORANGE LAKE		1	3	75%	4
FHMG_FM AND IM AVALON PARK		1	3	75%	4
ELITE MEDICAL CENTER			4	100%	4
AHC Decatur County		4			4
CELERION			4	100%	4
RAINBOW PEDIATRIC CENTER PA		3	1	25%	4
PHYSICIANS IMMEDIATE CARE AURORA			4	100%	4
MIRIMUS INC		1	3	75%	4
BAYCARE MEDICAL GROUP INC			4	100%	4
SHARP MEMORIAL HOSPITAL MICROBIOLOGY DEPT			4	100%	4
ATMORE NURSING CENTER		3	1	25%	4
APEX HOME HEALTH CARE		4			4
PANCARE HEALTH YOUNGSTOWN			4	100%	4
NOVARI CARE LLC		3	1	25%	4
ASHTON PLACE		4			4
PEACEHEALTH LABORATORIES		3	1	25%	4
GNT ASSOCIATES		3	1	25%	4
UNIVERSITY OF MIAMI MILLER SCHOOL OF MEDICINE			4	100%	4
UNION CITY MANOR NURSING CENTER		4			4
CHAMPLAIN VALLEY PHYSICIANS HOSPITAL		3	1	25%	4

COVID-19: testing by laboratory

Data through Dec 9, 2020 verified as of Dec 10, 2020 at 09:25 AM

Data in this report are provisional and subject to change.

The numbers in the table below represent the number of Florida and non-Florida residents for whom test results were received by the Department of Health. A person can be tested by more than one laboratory and can have both positive and negative results. **Therefore, the sum of the numbers in each column will be larger than the total number of people tested.**

Reporting lab	Inconclusive	Negative	Positive	Percent positive	Total
PRIMECARE		2	2	50%	4
ORCHID COVE		2	2	50%	4
CVS MINUTE CLINIC DIAGNOSTIC OF TEXAS, LLC		4			4
DTR LABS		3	1	25%	4
SOUTHEASTERN REGIONAL MEDICAL CENTER			4	100%	4
INSPIRED LIVING AT PALM BAY		4			4
MARSHALL MEDICAL CENTER SOUTH LAB		3	1	25%	4
HELIX KH UC			4	100%	4
OKLAHOMA STATE DEPARTMENT OF HEALTH-PUBLIC HEALTH LABORATORY			4	100%	4
SIGNATURE CARE MONTROSE		2	2	50%	4
BARBARA O'REILLY MD PA		4			4
YAZJI PEDIATRIC CARE LLC DBA TUKA PEDIATRICS			4	100%	4
DOTHAN PEDIATRIC CLINIC			4	100%	4
ACCENT PHYSICIAN SPECIALISTS PA		4			4
OSPREY LODGE		4			4
NOVANT HEALTH UVA		1	3	75%	4
STEWART MELBOURNE HOSPITAL			4	100%	4
CAPE CORAL URGENT CARE		2	2	50%	4
OKLAHOMA STATE UNIVERSITY DIAGNOSTIC LAB			4	100%	4
PANCARE HEALTH - WEWA ELEMENTARY			4	100%	4
HOLIDAY MEDICAL ASSOCIATES		1	3	75%	4
FLORIDA MEDICAL CLINIC - MULTI SPECIALTY CAMPUS		1	3	75%	4
PSL NAPLES BH OPERATIONS, LLC		4			4
MED LABS DIAGNOSTICS		3	1	25%	4
CELAL GUROL ERBAY, MD			4	100%	4
MIAMI COMPREHENSIVE MEDICINE GROUP PA		4			4
PM PEDIATRICS OF SELDEN		3	1	25%	4
EAST BANK HOSPITAL - UNIVERSITY OF MINNESOTA MEDICAL CENTER			4	100%	4
DEPARTMENT OF HEALTH AND HUMAN SERVICES STATE OF NEW HAMPSHIRE			4	100%	4
CARL R DARNALL ARMY MEDICAL CENTER			4	100%	4
DESOTO HEALTH AND REHAB LLC		2	2	50%	4
SOUTHWESTERN REGIONAL MEDICAL CENTER - TULSA		4			4
TRIDENT BIOMETRICS		3	1	25%	4
WESTMINSTER SHORES			4	100%	4
INTERMARKET FACILITY			4	100%	4
SONIC REFERENCE LABORATORY			4	100%	4
CITRUS COUNTY HEALTH DEPARTMENT		3	1	25%	4
MD ANDERSON			4	100%	4
DAVITA DIALYSIS		4			4
MARION PEDIATRICS PA		4			4
AHEC CLINIC		1	3	75%	4
MEDICAL CENTER AT OCEAN REEF		1	3	75%	4
VITAL CARE URGENT CARE			4	100%	4
SUNSHINE ASSISTED LIVING		3			3
DOCTORS MEDICAL CENTER OF WALTON COUNTY CLINIC			3	100%	3
SURETOX LABORATORY LLC		2	1	33%	3
VIDANT MEDICAL CENTER			3	100%	3

COVID-19: testing by laboratory

Data through Dec 9, 2020 verified as of Dec 10, 2020 at 09:25 AM

Data in this report are provisional and subject to change.

The numbers in the table below represent the number of Florida and non-Florida residents for whom test results were received by the Department of Health. A person can be tested by more than one laboratory and can have both positive and negative results. **Therefore, the sum of the numbers in each column will be larger than the total number of people tested.**

Reporting lab	Inconclusive	Negative	Positive	Percent positive	Total
CGH MEDICAL CENTER			3	100%	3
PUBLIC HEALTH TRUST OF MIAMI DADE COUNTY			3	100%	3
JACKSON SOUTH COMMUNITY HOSPITAL LAB			3	100%	3
XPRESS URGENT CARE LLC		3			3
MEDEXPRESS URGENT CARE - WILLIAMSPORT		3			3
NORTHWEST FLORIDA CLINICAL LAB		1	2	67%	3
FLORIDA CANCER SPECIALISTS & RESEARCH INSTITUTE		2	1	33%	3
TRUE HEALTH – LAKE UNDERHILL		3			3
UT MEMPHIS UNIVERSITY HEALTH SERVICES			3	100%	3
DANIEL M LIBBY MD PLLC		3			3
MONTANA PUBLIC HEALTH LAB			3	100%	3
MEDEXPRESS URGENT CARE - MONROE		3			3
BOCA BIOLISTICS LLC			3	100%	3
UCF STUDENT HEALTH SERVICES LABORATORY			3	100%	3
UNILAB OF DADE INC			3	100%	3
FLORIDA MENTOR		3			3
REGIONAL MEDICAL LAB			3	100%	3
THOMAS LANGLEY			3	100%	3
ASPEN VALLEY HOSPITAL			3	100%	3
MANORCARE NURSING & REHABILITATION CENTER-NAPLES		3			3
CITIZENS BAPTIST MEDICAL CENTERS LAB		3			3
UNC HOSPITAL/MCLENDON CLINICAL LABORATORIES			3	100%	3
BEEBE MEDICAL CENTER LABORATORY		3			3
FLORIDA CLINICAL LABORATORY - BIOREFERENCE LABORATORIES		2	1	33%	3
PULSE & REMEDY LLC			3	100%	3
ADVENT HEALTH - TIMBERRIDGE ER		2	1	33%	3
GARDENS HEALTH NH LLC		3			3
BRENTWOOD SENIOR LIVING AT ST PETE			3	100%	3
IOWA DEPARTMENT OF PUBLIC HEALTH			3	100%	3
PATIENT FIRST - ALLENTOWN			3	100%	3
GULFSIDE HOSPICE INC			3	100%	3
ADVENT HEALTH - WESTCHASE ER			3	100%	3
BIRMINGHAM VAMC		1	2	67%	3
ST BARNABAS HOSPITAL		3			3
PM PEDIATRICS OF SELDEN PLLC		3			3
GYN PATH SERVICES			3	100%	3
FLORIDA MEDICAL CL ODOM TPA			3	100%	3
PREMIER FAMILY AND SPORTS MEDICINE		2	1	33%	3
FAMILY MEDICINE AT WATERMAN		3			3
GREENLEAF ALF		3			3
RHEA MEDICAL CENTER		3			3
SPRING LAKE REHABILITATION CENTER			3	100%	3
BAPTIST PRIMARY CARE, INC.		2	1	33%	3
CURATIVE CARE CENTER INC			3	100%	3
SOFTLAB			3	100%	3
MEDEXPRESS URGENT CARE - MAPLE DRIVE		3			3
SSM HEALTH ST LOUIS MICROBIOLOGY LABORATORY		1	2	67%	3

COVID-19: testing by laboratory

Data through Dec 9, 2020 verified as of Dec 10, 2020 at 09:25 AM

Data in this report are provisional and subject to change.

The numbers in the table below represent the number of Florida and non-Florida residents for whom test results were received by the Department of Health. A person can be tested by more than one laboratory and can have both positive and negative results. **Therefore, the sum of the numbers in each column will be larger than the total number of people tested.**

Reporting lab	Inconclusive	Negative	Positive	Percent positive	Total
SCIENTIFIC LABORATORY DIVISION			3	100%	3
GARCIA MORALES NELSON			3	100%	3
IGENEX INC		3			3
AVANTE AT MT DORA		1	2	67%	3
MD NOW URGENT CARE - DELRAY WEST			3	100%	3
KEY WEST URGENT CARE, INC		3			3
MADISON COUNTY HEALTH DEPARTMENT		3			3
VIBRANT AMERICA		3			3
ALLIANCE FOR MULTISPECIALTY RESEARCH		3			3
CARESPOT-WELLINGTON			3	100%	3
ADVANCE URGENT CARE CENTER, LLC			3	100%	3
MOULTRIE CREEK NURSING AND REHAB			3	100%	3
SIGNATURE CARE PFLUGERVILLE			3	100%	3
ESTATES MEDICAL CENTER INC			3	100%	3
MINUTECLINIC DIAGNOSTIC OF NORTH CAROLINA, PC		2	1	33%	3
MIZELL MEMORIAL HOSPITAL			3	100%	3
NYC PUBLIC HEALTH LABS			3	100%	3
TIFTON CARECONNECT URGENT CARE			3	100%	3
PHYSICIANS IMMEDIATE CARE ELGIN			3	100%	3
NCHMD INC			3	100%	3
YORKVILLE PEDIATRIC URGENT CARE		3			3
FLORIDA HEALTH CARE PLANS STIRLING CENTER			3	100%	3
ST JUDE LABORATORIES		1	2	67%	3
QUATRACOR PLLC		3			3
SANDGATE GARDENS REHAB & NURSING CENTER		2	1	33%	3
BAPTIST OUTPATIENT SERVICES			3	100%	3
NOVADX		2	1	33%	3
WATSON THERAPEUTICS		1	2	67%	3
PRISMA HEALTH MIDLANDS			3	100%	3
EAST HILL MEDICAL GROUP		2	1	33%	3
JOHN T MATHER MEMORIAL HOSPITAL LABORATORY		3			3
CAMPAZZI CONCIERGE MEDICAL SERVICES		2	1	33%	3
Bainbridge Health and Rehab		3			3
TUFTS MEDICAL CENTER			3	100%	3
WILLIAM A HINTON STATE LABORATORY INSTITUTE		1	2	67%	3
ALABAMA DEPARTMENT OF PUBLIC HEALTH		1	2	67%	3
THE LODGE AND REHABILITATION CENTER		3			3
NEMOURS CHILDRENS PRIMARY CARE MAITLAND			3	100%	3
MINUTECLINIC DIAGNOSTIC OF TEXAS		3			3
CALHOUN COUNTY HEALTH DEPT		2	1	33%	3
BENSONHURST URGENT CARE		3			3
HILLVIEW LABORATORY			3	100%	3
JOSEF SCHENKER MD PC DBA CENTERS URGENT		2	1	33%	3
BIG BEND HOSPICE INC		3			3
LOYOLA UNIVERSITY MEDICAL CENTER LABORATORY			3	100%	3
Nashville Central Laboratory		3			3
MEDEXPRESS URGENT CARE - TIMBERLAKE		3			3

COVID-19: testing by laboratory

Data through Dec 9, 2020 verified as of Dec 10, 2020 at 09:25 AM

Data in this report are provisional and subject to change.

The numbers in the table below represent the number of Florida and non-Florida residents for whom test results were received by the Department of Health. A person can be tested by more than one laboratory and can have both positive and negative results. **Therefore, the sum of the numbers in each column will be larger than the total number of people tested.**

Reporting lab	Inconclusive	Negative	Positive	Percent positive	Total
FLORENCE - HUNTSVILLE HOSPITAL URGENT CARE		2	1	33%	3
TNC WALK IN CLINIC		1	2	67%	3
OPENTRONS PRL		2	1	33%	3
ACCESS HEALTH CARE		2	1	33%	3
NEWSTAR MEDICAL LABORATORIES		3			3
FLORIDA DEPARTMENT OF HEALTH IN MIAMI DADE COUNTY		2	1	33%	3
MPG JACKSONVILLE ATLANTIC BLVD		1	2	67%	3
BELLIN HEALTH LAB		1	2	67%	3
ELITE PRIMARY CARE OF WAYCROSS			3	100%	3
MEDEXPRESS URGENT CARE-DUBOIS		3			3
MONTANA DEPARTMENT OF PUBLIC HEALTH & HUMAN SERVICES			3	100%	3
THE CLINIC OF PEDIATRICS & GI MEDICINE, INC			3	100%	3
ADVENTHEALTH NEW SMYRNA BEACH COMMUNITY HEALTH			3	100%	3
NORTHERN LIGHT LABORATORY		1	2	67%	3
HELIX MEDICAL CENTERS		1	2	67%	3
Bardmoor Oaks Healthcare and Rehabilitation Center		3			3
PATHOLOGY REFERENCE LAB LLC			3	100%	3
BETTERMED URGENT CARE			3	100%	3
CENTRAL DUPAGE HOSPITAL			3	100%	3
CARE ATC - CITY OF BOYNTON BEACH			3	100%	3
CONSULATE HEATH CARE AT WEST ALTAMONTE			3	100%	3
SEMINOLE FAMILY HEALTH CENTER		3			3
CORTLAND COUNTY HEALTH DEPARTMENT		3			3
KENILWORTH CARE & REHABILITATION CENTER			3	100%	3
PRIMARY CARE MEDICINE		2	1	33%	3
MARSHFIELD LABORATORIES			3	100%	3
NORTH SHORE HOSP. INFECTION CONTROL			3	100%	3
ADVENTHEALTH MEDICAL GROUP PEDIATRIC & ADOLESCENT		3			3
UNITY HEALTH AND REHABILITATION CENTER			3	100%	3
PARRISH MEDICAL CENTER-WAIVED TESTING		3			3
NORTH SHORE HEMATOLOGY-ONCOLOGY ASSOCIATES, PC		3			3
TERENCE B MITCHELL MD, INC			3	100%	3
VILLAGES HEALTH, THE		3			3
ST LUKES HOSPITAL LABORATORY		2	1	33%	3
FLORIDA ENDOSCOPY & SURGERY CTR LLC		3			3
TARPON SPRINGS PEDIATRICS, LLC			3	100%	3
PALMS WEST HOSPITAL			3	100%	3
PALMS, THE		3			3
ST VINCENT'S ST CLAIR		2	1	33%	3
BAY BREEZE HEALTH AND REHABILITATION CENTER		3			3
WEST COAST FAMILY MEDICAL CARE			3	100%	3
DICKSON MEDICAL ASSOCIATES PC PATH LAB		3			3
CONSOLIDATED LABORATORY SERVICES			3	100%	3
MEDICAL CENTER AFFILIATES WEST PALM			3	100%	3
CVS MINUTE CLINIC, LLC #22		2	1	33%	3
URGENT DOC - URGENT CARE CLINIC			3	100%	3
VIERA PEDIATRICS			3	100%	3

COVID-19: testing by laboratory

Data through Dec 9, 2020 verified as of Dec 10, 2020 at 09:25 AM

Data in this report are provisional and subject to change.

The numbers in the table below represent the number of Florida and non-Florida residents for whom test results were received by the Department of Health. A person can be tested by more than one laboratory and can have both positive and negative results. **Therefore, the sum of the numbers in each column will be larger than the total number of people tested.**

Reporting lab	Inconclusive	Negative	Positive	Percent positive	Total
LEE MEMORIAL HEALTH SYSTEM		2	1	33%	3
RELIANT ACUTE CARE			3	100%	3
ACE BIOMEDICAL LABS LLC			3	100%	3
TERRACE OF ST CLOUD, THE		2	1	33%	3
MID FLORIDA CLINICAL LABORATORY		2	1	33%	3
LA MER NH LLC			3	100%	3
CVS MINUTE CLINIC DIAGNOSTIC OF TEXAS LLC		3			3
MACCLENNY NURSING AND REHAB			3	100%	3
TARRANT COUNTY PUBLIC HEALTH		3			3
GRACE WELLNESS CENTER		2	1	33%	3
Fouraker Hills Rehab and Nursing			3	100%	3
URGENT CARE - OCONEE		2	1	33%	3
Sunrise Health and Rehabilitation Center			3	100%	3
GONZALEZ MD AND ASWAD MD HEALTH SERVICES			3	100%	3
UNIVERSITY OF MICHIGAN		2	1	33%	3
AVALON PARK RETIREMENT RESIDENCE		3			3
INTERNAL MEDICINE LIPID AND WELNNESS PRACTICE			3	100%	3
FAMILY MEDICINE AT HUNTERS CREEK		3			3
REELFOOT FAMILY WALK IN CLINIC		2	1	33%	3
SEA LEVEL LABS			3	100%	3
COMPREHENSIVE CLINICAL RESEARCH, LLC			3	100%	3
LEXINGTON MEDICAL CENTER		1	2	67%	3
State Lab Unspecifd			3	100%	3
ADVENTIST HEALTH SYSTEM FLORIDA DEPT OF HEALTH		2	1	33%	3
ENTRUST IMMEDIATE CARE			3	100%	3
PALM BEACH CDH - DELRAY BEACH			3	100%	3
MEDEXPRESS URGENT CARE - ROBINSON TWP, STEUBENVILLE PIKE		3			3
MEDEXPRESS URGENT CARE - SEMINOLE SQUA		3			3
SJH			3	100%	3
GREATER MOBILE URGENT CARE – SPRINGHILL			3	100%	3
MEDIC INFUSION PA		3			3
VAIL VALLEY MEDICAL CENTER			3	100%	3
LAHEY CLINIC MEDICAL CENTER			3	100%	3
MARYLAND STATE DEPT OF HEALTH	2		1	33%	3
MINUTECLINIC, LLC #05038		3			3
NORTHEAST ALABAMA REGIONAL MEDICAL CENTER		2	1	33%	3
PEDIATRICS BY THE SEA JOG RD OFFICE			3	100%	3
WESLEY CHAPEL INTERNAL MEDICINE AND PEDIATRICS			3	100%	3
CTRS			3	100%	3
ABSOLUTE HEALTH		3			3
HELIX LW UC		1	2	67%	3
VICAR'S LANDING NURSING HOME		2	1	33%	3
TENDER CARE ALF		3			3
ADRIANA M CASTRO MD PA		3			3
FLORIDA LABORATORY ANALYSIS, LLC			3	100%	3
WATSON THERAPEUTICS INC			3	100%	3
URGENT CARE AT LONGWOOD			3	100%	3

COVID-19: testing by laboratory

Data through Dec 9, 2020 verified as of Dec 10, 2020 at 09:25 AM

Data in this report are provisional and subject to change.

The numbers in the table below represent the number of Florida and non-Florida residents for whom test results were received by the Department of Health. A person can be tested by more than one laboratory and can have both positive and negative results. **Therefore, the sum of the numbers in each column will be larger than the total number of people tested.**

Reporting lab	Inconclusive	Negative	Positive	Percent positive	Total
MENTAL HEALTH CARE INC		2	1	33%	3
SENTARA NORFOLK GENERAL HOSPITAL CENTRAL LAB			3	100%	3
TAMPA		1	2	67%	3
MUNSON MEDICAL CENTER			3	100%	3
BOROPARK URGENT CARE		3			3
NORTH BROWARD HOSPITAL DISTRICT HEALTHCARE FOR THE HOMELESS			3	100%	3
ONslow MEMORIAL HOSPITAL LABORATORY		3			3
MEDFUSION		2	1	33%	3
THONOTOSASSA COMMUNITY HEALTH CENTER			3	100%	3
SANFORD MOBILE LAB			3	100%	3
MICHIGAN HEALTH CLINIC LABORATORIES		2	1	33%	3
ALLIANCE LABS @LRMC			3	100%	3
VIRGINIA DIVISION OF CONSOLIDATED LABORATORIES			3	100%	3
NORTH NAPLES HOSPITAL RESPIRATORY THERAPY DEPARTMENT			3	100%	3
NORTH BEACH REHABILITATION CENTER		2	1	33%	3
FAMILY CARE			3	100%	3
DEACONESS HOSPITAL			3	100%	3
KINDRED HOSPITAL CENTRAL TAMPA BLOOD GAS		3			3
PRORENATA LABS		1	2	67%	3
PUTNAM HOSPITAL CENTER LABORATORY		3			3
Stratford Court of Palm Harbor		3			3
HAWTHORNE INN OF LAKE LAND		3			3
MAYO		1	2	67%	3
MEDEXPRESS URGENT CARE- MARYLAND		3			3
NORTHSIDE HOSPITAL		2	1	33%	3
EXETER HOSPITAL		3			3
COMMUNITY MEDICAL AND DENTAL CARE INC		3			3
MEDICAL CENTER OF THE ROCKIES			3	100%	3
DEPARTMENT OF PATHOLOGY ROME MEMORIAL		3			3
PINELLAS PARK HEALTH CENTER - PINELLAS CHD		1	2	67%	3
LAFAYETTE NURSING AND REHAB			3	100%	3
LEE CONVENIENT CARE AT SUMMERLIN			3	100%	3
FAMILY CARE PARTNERS URGENT CARE LLC		1	2	67%	3
KISSIMMEE URGENT CARE		3			3
ERIE COUNTY PUBLIC HEALTH CLINICAL		3			3
YORK HOSPITAL - LABORATORY			3	100%	3
DALLAS COUNTY HEALTH AND HUMAN SERVICES			3	100%	3
RAPID CITY RUGENT CARE			3	100%	3
COURTYARD GARDENS OF JUPITER		3			3
PM PEDIATRICS OF BAYSIDE PLLC		3			3
ADVENTHEALTH MEDICAL GROUP PEDIATRICS AT		2	1	33%	3
ANN STORCK CENTER INC		3			3
AVANTE INVERNESS		1	2	67%	3
BETH ISRAEL MEDICAL CENTER LABS		3			3
VELOCITY CARE			3	100%	3
SOUTHERN OCEAN MEDICAL CENTER		3			3
LIGHTHOUSE PEDIATRICS OF NAPLES		2	1	33%	3

COVID-19: testing by laboratory

Data through Dec 9, 2020 verified as of Dec 10, 2020 at 09:25 AM

Data in this report are provisional and subject to change.

The numbers in the table below represent the number of Florida and non-Florida residents for whom test results were received by the Department of Health. A person can be tested by more than one laboratory and can have both positive and negative results. **Therefore, the sum of the numbers in each column will be larger than the total number of people tested.**

Reporting lab	Inconclusive	Negative	Positive	Percent positive	Total
WINDER NURSING INC DBA WINDER HEALTH CARE		3			3
CROSSVILLE MEDICAL GROUP		1	2	67%	3
CULLMAN REGIONAL URGENT CARE		2	1	33%	3
CAREWELL URGENT CARE			3	100%	3
BAPTIST HEALTH MEDICAL CENTER			3	100%	3
BARONESS ERLANGER HOSPITAL		3			3
CORTLAND REGIONAL MEDICAL CENTER		3			3
US SPECIALTY LABS			3	100%	3
CHARLOTTE CHD PORT CHARLOTTE		2	1	33%	3
MEDICAL UNIVERSITY SC HOSPITAL			3	100%	3
LEWIS COUNTY MANOR		3			3
MARION COUNTY FIRE RESCUE		3			3
MIDDLETOWN MEDICAL P C			3	100%	3
NOVANT HEALTH PRESBYTERIAN		2	1	33%	3
PPD - IXLAYER		3			3
ASSOCIATES MD CYPRESS CREEK			3	100%	3
WINDSOR OF LAKEWOOD RANCH,THE		3			3
INDIANA STATE DEPARTMENT OF HEALTH		1	2	67%	3
PR HEALTH			3	100%	3
COVENANT PEDIATRICS		1	2	67%	3
NIGHT LITE PEDIATRICS CENTER		1	2	67%	3
FLO-MEDILAB SERVICES LLC			3	100%	3
ST MARK VILLAGE			3	100%	3
CARE ONE PRIMARY CARE			3	100%	3
DACH MAIN LAB			3	100%	3
FLORIDA MENTOR-POINT WEST CLUSTER		3			3
ASAP LABS LLC			3	100%	3
FLORIDA MEDICAL CLINIC IM MLK		3			3
LEESBURG COMMUNITY HEALTH CENTERS			3	100%	3
MINUTECLINIC DIAGNOSTIC OF NEW JERSEY, LLC # 7069		3			3
GROVES CENTER			3	100%	3
VALDOSTA FAMILY MEDICINE			3	100%	3
BRADENTON PHYSICIAN MEDICAL CENTER			3	100%	3
MEDEXPRESS URGENT CARE-PITTSFIELD		3			3
ORLANDO FAMILY MEDICAL INC		3			3
HEALTHCARE NETWORK OF SOUTHWEST FLORIDA			3	100%	3
HIALEAH SHORES NURSING AND		2	1	33%	3
BOLING, STEPHANIE		3			3
QUINTON MEMORIAL HEALTH CARE CENTER		3			3
BOCA SIMON LAB		1	2	67%	3
MINUTECLINIC DIAGNOSTIC OF NORTH CAROL		2	1	33%	3
ORLANDO REGIONAL HEALTH SERVICES		1	2	67%	3
MEDICAL CENTER ENTERPRISE			3	100%	3
ILLINOIS DEPARTMENT OF PUBLIC HEALTH			3	100%	3
MEDEXPRESS-HOUSTON EAST FWY		1	1	50%	2
ADVENTHEALTH IMAGING PARTIN SETTLEMENT			2	100%	2
PALM BAY COMMUNITY OUTPATIENT CLINIC		2			2

COVID-19: testing by laboratory

Data through Dec 9, 2020 verified as of Dec 10, 2020 at 09:25 AM

Data in this report are provisional and subject to change.

The numbers in the table below represent the number of Florida and non-Florida residents for whom test results were received by the Department of Health. A person can be tested by more than one laboratory and can have both positive and negative results. **Therefore, the sum of the numbers in each column will be larger than the total number of people tested.**

Reporting lab	Inconclusive	Negative	Positive	Percent positive	Total
OHIO DEPARTMENT OF HEALTH			2	100%	2
CHESTERFIELD HEALTHCARE GROUP, INC		2			2
WEST COAST PEDIATRICS			2	100%	2
BOND COMMUNITY HEALTH CENTER			2	100%	2
CVS MINUTE CLINIC DIAGNOSTIC OF KANSAS, PA		2			2
JOHN D. ARCHBOLD MEM. HOSPITAL			2	100%	2
VIRGINIA DEPT OF HEALTH OFFICE OF EPIDEMIOLOGY			2	100%	2
ALLIED PHYSICIANS GROUP PLLC		2			2
APC PEDIATRICS			2	100%	2
SUMNER REGIONAL MEDICAL CENTER		2			2
HOUSTON HEALTH DEPARTMENT - BUREAU OF LABORATORY SERVICES			2	100%	2
CAPITAL HEALTH LABORATORY INC			2	100%	2
Greystone Nursing and Rehab, LLC			2	100%	2
THE CLUB AT BOYNTON BEACH, LLC			2	100%	2
ADVANCED PEDIATRICS			2	100%	2
STEUBEN COUNTY PUBLIC HEALTH		2			2
PEDIATRIC HEALTH CARE (3577)		1	1	50%	2
AMERICAN MEDICAL LABORATORIES			2	100%	2
PINARD HOME HEALTH SERVICES INC			2	100%	2
JOHNSON CITY MEDICAL CENTER		1	1	50%	2
UT AUSTIN UNIVERSITY HEALTH SERVICES			2	100%	2
PEACE RIVER MEDICAL CENTER		2			2
PUTNAM COUNTY EMERGENCY RESCUE SERVICE		2			2
ADVOCATE SHERMAN HOSPITAL			2	100%	2
PALM MEDICAL CENTER - PLANT CITY		2			2
SKIPPACK MEDICAL LAB			2	100%	2
Parkridge Specialty Care		2			2
PANIRA HEALTHCARE CLINIC			2	100%	2
Great Lakes Health Center			2	100%	2
ASCENSION ST VINCENT'S RIVERSIDE			2	100%	2
MAGNOLIA PEDIATRICS GROUP LLC			2	100%	2
NAVAL MEDICAL CENTER			2	100%	2
NURSING PLUS OF BROWARD LLC		1	1	50%	2
SARASOTA MEMORIAL MEDICAL URGENT CARE CENTER			2	100%	2
NATIONWIDE LABORATORY SERVICES		1	1	50%	2
SUNBRIDGE CARE & REHAB FOR DECATUR		2			2
REHABILITATION CENTER AT JUPITER GARDENS		2			2
COLLIER BLVD HMA PHYSICIAN MANAGEMENT,, LLC			2	100%	2
MORGAN STANLEY HEALTH CENTER		2			2
WALGREENS #13605		2			2
FHPG FAMILY MEDICAL CENTER OF TAMPA BAY		1	1	50%	2
PINECREST PEDIATRICS GROUP LLC			2	100%	2
EASTLAKE MEDICAL CENTER		2			2
DYNAMIC HEALTH CENTERS INC			2	100%	2
CARENOW-LEBANON		1	1	50%	2
GENETIC ASSAYS INC			2	100%	2
MEDICANA NURSING AND REHAB CENTER			2	100%	2

COVID-19: testing by laboratory

Data through Dec 9, 2020 verified as of Dec 10, 2020 at 09:25 AM

Data in this report are provisional and subject to change.

The numbers in the table below represent the number of Florida and non-Florida residents for whom test results were received by the Department of Health. A person can be tested by more than one laboratory and can have both positive and negative results. **Therefore, the sum of the numbers in each column will be larger than the total number of people tested.**

Reporting lab	Inconclusive	Negative	Positive	Percent positive	Total
VANAYER HEALTHCARE AND REHAB CENTER		2			2
POMONA VALLEY COMMUNITY HOSPITAL			2	100%	2
MEDEXPRESS URGENT CARE - TULSA, S YALE AVE		2			2
MEMORIAL SLOAN KETTERING CANCER CENTER		1	1	50%	2
AVANTE AT OCALA INC			2	100%	2
COOK HOSPITAL AND CARE CENTER		1	1	50%	2
INTEGRITY CLINICAL RESEARCH CENTER INC		1	1	50%	2
IMIC INC RESEARCH			2	100%	2
SHORE MEDICAL CENTER		2			2
CELEBRATION PEDIATRICS			2	100%	2
MEDICAL CENTER AT OCEAN REEF,THE		2			2
NAVAL BRANCH MEDICAL CLINIC			2	100%	2
PHYSICIANS MEDICAL CENTER		2			2
STUDENT HEALTH SERVICES			2	100%	2
MEDEXPRESS URGENT CARE LAVALE		2			2
WISE HEALTH SYSTEM		1	1	50%	2
ADVICE FOR OPTIMAL WELLNESS			2	100%	2
KINGS COUNTY HOSPITAL CENTER			2	100%	2
LACORP		1	1	50%	2
FLORIDA PRIMARY & SPECIALTY CARE		2			2
UNIVERSITY OF MISSOURI HEALTH CARE			2	100%	2
MC DIAGNOSTIC OF CONNECTICUT PC #459		2			2
SPECIALTY LABORATORIES			2	100%	2
AFFORDABLE PRIMARY CARE LLC		2			2
CAREHERE LCS- EUSTIS			2	100%	2
SPRING HILL REGIONAL HOSPITAL			2	100%	2
PRINCETON BMC LABORATORY		2			2
REGIONS HOSPITAL LABORATORY			2	100%	2
UW HOSPITAL AND CLINICS		1	1	50%	2
CONSULATE HEALTH CARE		1	1	50%	2
NOT GIVEN		1	1	50%	2
Lake Charles Healthcare LLC dba Landmark Lake Charles			2	100%	2
ALLIANCE PEDIATRICS PA			2	100%	2
UNIVERSITY OF MARYLAND MEDICAL CENTER			2	100%	2
Magnolia Health and Rehab Center			2	100%	2
KINDRED HOSPITAL - SOUTH FLORIDA		2			2
MAWD PATHOLOGY GROUP			2	100%	2
NORTH DAKOTA DEPT OF HEALTH MICROBIOLOGY			2	100%	2
DELAWARE DIAGNOSTICS LABS			2	100%	2
FIRST CARE - MIDDLESBORO			2	100%	2
CLEAR LAKE REGIONAL MEDICAL CENTER			2	100%	2
PHYSICIANS LABORATORY SERVICES			2	100%	2
PUBLIC HEALTH LABORATORY	1		1	50%	2
ALAN A SMITH MD LLC		2			2
CALIFORNIA DEPARTMENT OF PUBLIC HEALTH			2	100%	2
INTEGRATED REGIONAL LABS			2	100%	2
DOCTORS HOSPITAL RENAISSANCE			2	100%	2

COVID-19: testing by laboratory

Data through Dec 9, 2020 verified as of Dec 10, 2020 at 09:25 AM

Data in this report are provisional and subject to change.

The numbers in the table below represent the number of Florida and non-Florida residents for whom test results were received by the Department of Health. A person can be tested by more than one laboratory and can have both positive and negative results. **Therefore, the sum of the numbers in each column will be larger than the total number of people tested.**

Reporting lab	Inconclusive	Negative	Positive	Percent positive	Total
GOLDMAN SACHS HEALTH CENTER		2			2
CPL LABS			2	100%	2
SUNSHINE PEDIATRICS OF CENTRAL FLORIDA PL			2	100%	2
ORLANDO LUTHERAN TOWERS		1	1	50%	2
FLORIDA MEDICAL CENTER OF CLEARWATER		2			2
VILLA HEALTH NH LLC			2	100%	2
MEDEXPRESS URGENT CARE - WINCHESTER GATEWAY		2			2
ALOHA HOME CARE LLC DBA ACCENTCARE HOME HEALTH OF		2			2
TERRACE AT HOBE SOUND, THE		1	1	50%	2
ADVENTHEALTH CAR CENTER APOPKA			2	100%	2
TALLAHASSEE MEMORIAL HEALTHCARE FAMILY MED RESIDENCY			2	100%	2
SIGNATURE HEALTHCARE OF MIDDLEBURG		2			2
NORTON IMMEDIATE CARE CENTER - PRESTON			2	100%	2
Fort Gaines Health and Rehab		2			2
TMH EC NORTHEAST LABORATORY			2	100%	2
PREMIER FAMILY HEALTH PA			2	100%	2
ADVENT HEALTH - CENTRAL PASCO ER			2	100%	2
JACKSON LABORATORY OF GENOMIC MEDICINE		2			2
EMORY UNIVERSITY HOSPITAL			2	100%	2
87TH MEDICAL GROUP - MCGUIRE AMBULATORY CARE FACILITY		2			2
PRECISION DIAGNOSTIC INC		2			2
VERILY LAB		2			2
PEDIATRICS IN BREVARD-COCOA BEACH		2			2
FLORIDA HOSPITAL PHYSICIAN GROUP		1	1	50%	2
AGILE URGENT CARE			2	100%	2
PALOS COMMUNITY HOSPITAL LABORATORY			2	100%	2
IN & OUT URGENT CARE METAIRIE			2	100%	2
Westchester General Hospital			2	100%	2
CLEVELAND CLINIC FLORIDA			2	100%	2
FLORIDA MEDICAL CLINIC CARDIOLOGY-ZH			2	100%	2
PARADIGM LABORATORIES			2	100%	2
ADVANCED PEDIATRICS OF BOCA LLC			2	100%	2
TELEVISIT PALM BAY FAMILY PRACTICE			2	100%	2
RAPID URGENT CARE - ALBANY			2	100%	2
ROANE MEDICAL CENTER		1	1	50%	2
MORRISTOWN MEMORIAL HOSPITAL		2			2
PENSACOLA PEDIATRICS MILTON			2	100%	2
MERCY HEALTH LAB		1	1	50%	2
LIFT HEALTH		2			2
CRUC CMCH-COVID-19		2			2
NEBRASKA MEDICAL CENTER			2	100%	2
Enterprise Health and Rehabilitation Center		2			2
MOBIL LAB FOR ALL INC		2			2
SCDHEC BUREAU OF LABORATORIES			2	100%	2
RELIANT IMMUNE DIAGNOSTICS			2	100%	2
SUNCOAST BLOOD BANK			2	100%	2
UC CORAL GABLES			2	100%	2

COVID-19: testing by laboratory

Data through Dec 9, 2020 verified as of Dec 10, 2020 at 09:25 AM

Data in this report are provisional and subject to change.

The numbers in the table below represent the number of Florida and non-Florida residents for whom test results were received by the Department of Health. A person can be tested by more than one laboratory and can have both positive and negative results. **Therefore, the sum of the numbers in each column will be larger than the total number of people tested.**

Reporting lab	Inconclusive	Negative	Positive	Percent positive	Total
MEDEXPRESS URGENT CARE, MOON TOWNSHIP		2			2
JULIE STAATS DO		2			2
WHITESANDS OUTPATIENT TREATMENT		2			2
MD NOW URGENT CARE CENTER INC.			2	100%	2
VALLEY BAPTIST MEDICAL CENTER: BROWNSVILLE			2	100%	2
TMH PHYSICIAN PARTNERS BLOUNTSTOWN			2	100%	2
OHIO HEALTH DOCTORS HOSPITAL			2	100%	2
YOUTH AND YOU, INC		2			2
MEDEXPRESS URGENT CARE - MARKHAM STREE		2			2
BROOKDALE ORANGE PARK		2			2
APOLLO SURGERY CENTER			2	100%	2
PM PEDIATRICS OF BAYSIDE PLLC - HOPEWELL JUNCTION		2			2
ADVANCED RESEARCH FOR HEALTH IMPROVEMENT		1	1	50%	2
WANTAGH URGENT CARE		2			2
COVID PROCESSING SITE			2	100%	2
NLC LABS			2	100%	2
ST VINCENTS AMBULATORY CARE INC DBA			2	100%	2
SHEEPSHEAD BAY URGENT CARE		2			2
UNIVERSTIY OF ILLINOIS HOSPITAL			2	100%	2
MINUTECLINIC DIAGNOSTIC OF PA LLC		2			2
ROWLETT MIDDLE ACADEMY		1	1	50%	2
MEDICAL CENTER LABORATORY			2	100%	2
FLAGLER PROFESSIONAL HEALTH CAE SERVICES INC		2			2
Lakeside Oaks Care Center			2	100%	2
CUMBERLAND MEDICAL CENTER INC		2			2
SWEETWATER NURSING CENTER		2			2
ADVENTHEALTH EXPRESS CARE AT WALGREENS			2	100%	2
MINUTECLINIC DIAGNOSTIC OF TEXAS, LLC #7435		2			2
ADVENTIST HINSDALE HOSPITAL LABORATORY			2	100%	2
SOUTH FLORIDA FAMILY HEALTH & RESEARCH CTR			2	100%	2
THE HOSPITAL OF PROVIDENCE EMERGENCY ROOM			2	100%	2
MINUTECLINIC DIAGNOSTIC OF TEXAS, LLC		2			2
NAVAL MEDICAL CENTER SAN DIEGO			2	100%	2
JUPITER INTERNAL MEDICINE AND ASSOCIATES			2	100%	2
ROPER HOSPITAL			2	100%	2
JRS LABORATORY			2	100%	2
NEW GEN LABS			2	100%	2
Metro West Nursing and Rehab			2	100%	2
UK HEALTHCARE			2	100%	2
CVS MINUTE CLINIC DIAG OF IND LLC #5206		1	1	50%	2
MADISON HOSPITAL LABORATORY			2	100%	2
LUTHERAN HAVEN ASSISTED LIVING		2			2
DEPARTMENT OF HEALTH AND HUMAN SERVICES DIVISION OF BEHAVIORAL HEALTH		1	1	50%	2
COVANCE			2	100%	2
ADVANCED MEDICAL CARE			2	100%	2
MEASE COUNTRYSIDE HOSPITAL CARDIAC REH			2	100%	2
MINUTECLINIC DIAGNOSTIC OF NORTH CAROLINA PC #7054		2			2

COVID-19: testing by laboratory

Data through Dec 9, 2020 verified as of Dec 10, 2020 at 09:25 AM

Data in this report are provisional and subject to change.

The numbers in the table below represent the number of Florida and non-Florida residents for whom test results were received by the Department of Health. A person can be tested by more than one laboratory and can have both positive and negative results. **Therefore, the sum of the numbers in each column will be larger than the total number of people tested.**

Reporting lab	Inconclusive	Negative	Positive	Percent positive	Total
INTERNAL MEDICINE ASSOCIATES-DUNELLON			2	100%	2
MEDSTAR HARBOR HOSPITAL			2	100%	2
CELEBRATION PEDIATRICS PA			2	100%	2
SIGNATURE CARE LEWISVILLE-EMERGENCY CENTER		1	1	50%	2
ALVERNO CLINICAL LABORATORIES			2	100%	2
CORNERSTONE MEDICAL CARE OF BRANDON		2			2
DMC UNIVERSITY LABORATORIES		1	1	50%	2
BAYMEADOWS PRIMARY CARE		2			2
ORLANDO ORTHOPAEDIC OUTPATIENT SURGERY CENTER			2	100%	2
PANCARE HEALTH - ALTHA PUBLIC			2	100%	2
EAST NAPLES PEDIATRICS			2	100%	2
SOUTHERN TENNESSEE MEDICAL CENTER			2	100%	2
MEMORIAL HERMANN CONSOLIDATED LABORATORY SERVICES			2	100%	2
IN AND OUT URGENT CARE			2	100%	2
URGENT CARE CENTER AT PINNACLE		2			2
VIGILINT HEALTHCARE		1	1	50%	2
ARKANSAS DEPARTMENT OF HEALTH			2	100%	2
MEDEXPRESS URGENT CARE LEWISBURG		2			2
FLORIDA CLINICAL LABORATORY INC			2	100%	2
PEACEHEALTH CENTRAL		2			2
OELWEIN HEALTH CARE CENTER		2			2
TRINITAS REGIONAL MEDICAL CENTER		1	1	50%	2
PREMIER LABORATORY SERVICES, LLC			2	100%	2
MEDICINE SHOPPE #1306 THE		1	1	50%	2
WISCONSIN STATE LABORATORY OF HYGIENE		1	1	50%	2
PTC LABORATORIES			2	100%	2
MD NOW MEDICAL CENTER INC			2	100%	2
MEDEXPRESS URGENT CARE - BLUEFIELD		1	1	50%	2
TIEHH BIOTERRORISM RESPONSE LAB			2	100%	2
DELAND WELLNESS CENTER			2	100%	2
CONEMAUGH MEMORIAL MEDICAL CENTER		2			2
SMOKY MOUNTAIN URGENT CARE AND FAMILY MEDICINE CENTER			2	100%	2
NEMOURS CHILDREN'S PRIMARY CARE THE VILLAGES		2			2
Avanti Wellness and Rehab			2	100%	2
RUSSELL MEDICAL CENTER		2			2
MINUTE-CLINIC DIAGNOSTIC OF VIRGINIA, LLC #794		2			2
LIFE CARE HOME HEALTH SERVICES LLC			2	100%	2
SYLVAN NURSING			2	100%	2
TRUE HEALTH- HOFFNER		2			2
MINUTECLINIC DIAGNOSTIC OF NEW JERSEY		2			2
THE VILLAGES HEALTH			2	100%	2
Alden Terrace of McHenry			2	100%	2
PIEDMONT HOSPITAL LAB			2	100%	2
BNC Medical Investors, LLC Berrien Nursing & Rehabilitation Center		2			2
DELCARE PA			2	100%	2
NORTHWELL HEALTH			2	100%	2
CERTIVIA LABORATORIES			2	100%	2

COVID-19: testing by laboratory

Data through Dec 9, 2020 verified as of Dec 10, 2020 at 09:25 AM

Data in this report are provisional and subject to change.

The numbers in the table below represent the number of Florida and non-Florida residents for whom test results were received by the Department of Health. A person can be tested by more than one laboratory and can have both positive and negative results. **Therefore, the sum of the numbers in each column will be larger than the total number of people tested.**

Reporting lab	Inconclusive	Negative	Positive	Percent positive	Total
TENNESSEE DEPARTMENT OF HEALTH (TDH) - REGIONAL LABORATORY			2	100%	2
GALEN BAYLOR EXTENSION		2			2
PEDIATRICS AND ADOLESCENT MEDICINE		2			2
SunTerrace Health Care Center		2			2
ATLAS GENOMICS			2	100%	2
ADVENT HEALTH MEDICAL GROUP FAMILY MEDICINE			2	100%	2
SACRED HEART HOSPITAL ON THE EMERALD			2	100%	2
CULLMAN REGIONAL MEDICAL CENTER		2			2
SOUTHSIDE FAMILY MEDICAL		2			2
NEW YORK STATE DEPARTMENT OF HEALTH		1	1	50%	2
UNIVERSITY HOSPITAL OF BROOKLYN		2			2
FELICIDAD MEDICAL CENTER INC			2	100%	2
ST. JOSEPH REGIONAL MEDICAL CENTER			2	100%	2
GOLDSTEIN			2	100%	2
GINKGO-IXLAYER		2			2
RIVERWOOD CENTER,THE			2	100%	2
LEGACY LABORATORY SERVICES			2	100%	2
HOME ACCESS HEALTH			2	100%	2
BENTON PEDIATRICS		2			2
UNIVERSITY HOSPITALS OF CLEVELAND			2	100%	2
BAYLOR COLLEGE OF MEDICINE			2	100%	2
MEDEXPRESS URGENT CARE, JOHNSTOWN		2			2
GEISINGER MEDICAL CENTER		2			2
BAY COUNTY HEALTH DEPARTMENT		2			2
CLINICA HISPANIA			2	100%	2
SINAI PLAZA NURSING AND REHAB CENTER			2	100%	2
STEWART MELBOURNE HOSPITAL, INC			2	100%	2
VENICE GREEN VILLAGE		2			2
CROSSROADS			2	100%	2
SOUTH DAKOTA DEPARTMENT OF HEALTH		2			2
SPECTRUM HEALTH			2	100%	2
MID-FLORIDA HEMATOLOGY AND ONCOLOGY CENTERS		2			2
SANFORD REGIONAL HOSPITAL WORTHINGTON		2			2
MAIN STREET MEDICAL CENTERS		2			2
OCALA REGIONAL KIDNEY CENTER-WEST			2	100%	2
SPARROW CENTRAL LAB			2	100%	2
LODGE HEALTH AND REHABILITATION CENTER, THE		2			2
STARR COUNTY MEMORIAL HOSPITAL			2	100%	2
ST. MARY'S MEDICAL CENTER EVANSVILLE, INC			2	100%	2
SPRINGS MEDICAL LAB		1	1	50%	2
PruittHealth Lakehaven		2			2
NEMOURS CHILDREN'S URGENT CARE			2	100%	2
DEKALB MEDICAL CENTER LABORATORY			2	100%	2
LIFE CARE CENTER OF PALM BAY		2			2
Broadview Multi-Care Center		2			2
BETHPAGE EXTENDED HOURS CENTER		2			2
CENTERPLACE HEALTH			2	100%	2

COVID-19: testing by laboratory

Data through Dec 9, 2020 verified as of Dec 10, 2020 at 09:25 AM

Data in this report are provisional and subject to change.

The numbers in the table below represent the number of Florida and non-Florida residents for whom test results were received by the Department of Health. A person can be tested by more than one laboratory and can have both positive and negative results. **Therefore, the sum of the numbers in each column will be larger than the total number of people tested.**

Reporting lab	Inconclusive	Negative	Positive	Percent positive	Total
COMMONWEALTH OF MASSACHUSETTS			2	100%	2
FLORIDA COMMUNITY HEALTH CENTERS, INC.			2	100%	2
DOTHAN WEST FAMILY MEDICINE		1	1	50%	2
ASPIRUS RIVERVIEW HOSPITAL & CLINICS INC		1	1	50%	2
AUSTIN REGIONAL CLINIC MICROBIOLOGY LAB			2	100%	2
GUARDANT HEALTH		2			2
BAY REGIONAL URGENT CARE		1	1	50%	2
LOWELL GENERAL HOSPITAL			2	100%	2
SOUTHEAST GEORGIA HEALTH SYSTEM			2	100%	2
RIVERVIEW MEDICAL CLINIC		2			2
WYOMING DEPT OF HEALTH			2	100%	2
SUNNYSIDE MANOR		2			2
UNITED MEMORIAL MEDICAL CENTER			2	100%	2
MINUTECLINIC, LLC #05814		2			2
GRAND VILLA OF MELBOURNE			2	100%	2
HEART OF FLORIDA HEALTH CENTER INC			2	100%	2
PALMETTO FAMILY HEALTH CENTER			2	100%	2
MINUTE CLINIC			2	100%	2
CORAL REEF NURSING & REHABILITATION CENTER		2			2
SOUTH CAROLINA DEPT OF HEALTH AND ENVIRONMENT CONTROL		2			2
STEWART ST ELIZABETH MEDICAL CENTER			2	100%	2
INNOVATIVE COVID-DIVERSEY			2	100%	2
VIRTUA MEMORIAL HOSPITAL BURLINGTON COUNTY			2	100%	2
RIO PINAR HEALTH CARE			2	100%	2
CVS MINUTE CLINIC DIAGNOSTIC OF VIRGINIA		2			2
MARCO ISLAND HOSPITAL INC D/B/A		1	1	50%	2
NEW BRIDGE MEDICAL CENTER		2			2
PLASMA MED RESEARCH DBA		2			2
CEDARS-SINAI MEDICAL CENTER			2	100%	2
ARLINGTON DIALYSIS CENTER LLC		2			2
ADVENTHEALTH EAST ORLANDO EMPLOYEE CLINIC		2			2
Okeechobee Health Care Facility		2			2
UTMB PATHOLOGY CLINICAL SERVICES LABORATORY			2	100%	2
FLORIDA DEPARTMENT OF HEALTH WASHINGTON COUNTY		1	1	50%	2
University Center East			2	100%	2
WELLIGENT			2	100%	2
NOVA SOUTHEASTERN UNIVERSITY - STUDENT MEDICAL CTR			2	100%	2
Robert Cranfield			2	100%	2
ADVICE FOR OPTIMAL WELLNESS, INC			2	100%	2
ROSS MEDICAL GROUP			2	100%	2
BAPTIST HEALTHCARE - LAKEVIEW CENTER INC		2			2
CARE 365			2	100%	2
FLORIDA HOSPITAL LABORATORIES		2			2
OURMED		2			2
PBSO WEST PALM FAMILY PRACTICE			2	100%	2
COASTAL MEDICAL LAB			2	100%	2
FLORIDA MEDICAL CLINIC RADIOLOGY DALE MABRY		2			2

COVID-19: testing by laboratory

Data through Dec 9, 2020 verified as of Dec 10, 2020 at 09:25 AM

Data in this report are provisional and subject to change.

The numbers in the table below represent the number of Florida and non-Florida residents for whom test results were received by the Department of Health. A person can be tested by more than one laboratory and can have both positive and negative results. **Therefore, the sum of the numbers in each column will be larger than the total number of people tested.**

Reporting lab	Inconclusive	Negative	Positive	Percent positive	Total
CARENOW URGENT CARE-DONELSON		2			2
GULF COAST PEDIATRICS OF SARASOTA PA		1	1	50%	2
CLEVELAND CLINIC IMAGING			2	100%	2
HANOVER ENDOSCOPY CENTER		2			2
WHOLE CHILD PEDIATRICS			2	100%	2
DEPT OF HEALTH			2	100%	2
PROPATH			2	100%	2
MAGNOLIA ADULT, LLC			2	100%	2
PELICAN LANDING		1	1	50%	2
SURFSIDE URGENT CARE			2	100%	2
COASTAL LABORATORIES OF FLORIDA			2	100%	2
TGH Brandon Healthplex Laboratory			2	100%	2
MINUTE CLINIC DIAGNOSTIC OF NEW JERSEY		2			2
JUPITER MEDICAL CENTER URGENT CENTER			2	100%	2
MEDEXPRESS URGENT CARE HUNTINGTON		2			2
WALGREENS #05477		2			2
CLINICAL LABORATORIES OF THE BUFFALO		2			2
PINELLAS POINT NURSING AND REHAB			2	100%	2
URGENT TEAM - HUNTSVILLE		2			2
MEDEXPRESS URGENT CARE - PRINCETON		2			2
Gulf Shore Care Center			2	100%	2
MINUTECLINIC DIAGNOSTIC OF OHIO #6192		2			2
URGENT CARE & FAMILY PRACTICE CENTER			2	100%	2
CDRX INFUSION			2	100%	2
SCIENTIA DIAGNOSTICS			2	100%	2
CITRUS PARK			2	100%	2
OUR LADY OF THE LAKE REGIONAL MEDICAL CENTER			2	100%	2
LAKELAND REGIONAL HEALTH		2			2
Warren Center for Rehabilitation and Nursing		2			2
BAYSTATE MEDICAL CENTER		1	1	50%	2
KINGS BAY PEDIATRICS LLC			2	100%	2
PALM CITY NURSING AND REHAB CENTER			2	100%	2
Cleveland Clinic Weston			2	100%	2
TRICORE REFERENCE LABORATORY		1	1	50%	2
CHEROKEE COUNTY HEALTH AND REHAB CENTER		2			2
SPECTRA LABS		1	1	50%	2
FLORIDA KEYS PED & ADOLES CTR			2	100%	2
COL CROSSROAD		1	1	50%	2
LAKE MARY HEALTH AND REHABILITATION CENTER		1	1	50%	2
ASHLEY PEDIATRICS			2	100%	2
CHAPPEL GROUP RESEARCH, THE		2			2
MAILBOX DIAGNOSTICS		1	1	50%	2
MEDEXPRESS URGENT CARE - SWANSEA, N ILLINOIS ST		2			2
FLORIDA MEDICAL CLINIC -INTERNAL MED DADE CITY			2	100%	2
WOMENS CARE FLORIDA LLC-LABORATORY		2			2
Workmens Circle Multicare Center		2			2
MINUTE CLINIC LLC #5706		1	1	50%	2

COVID-19: testing by laboratory

Data through Dec 9, 2020 verified as of Dec 10, 2020 at 09:25 AM

Data in this report are provisional and subject to change.

The numbers in the table below represent the number of Florida and non-Florida residents for whom test results were received by the Department of Health. A person can be tested by more than one laboratory and can have both positive and negative results. **Therefore, the sum of the numbers in each column will be larger than the total number of people tested.**

Reporting lab	Inconclusive	Negative	Positive	Percent positive	Total
CENTERPLACE HEALTH, INC			2	100%	2
LAB CORP OF AMER SAN DIEGO			2	100%	2
CVS MINUTE CLINIC DIAGNOSTIC OF TEXAS		2			2
MINUTECLINIC, LLC #03268		2			2
MINUTECLINIC DIAGNOSTIC OF VIRGINIA, LLC #1656		2			2
POMERENE HOSPITAL			2	100%	2
FLORIDA HEALTHCARE OF ORLANDO			2	100%	2
THE PALMS REHABILITATION AND HEALTHCARE CENTER		2			2
BIOHEALTH MEDICAL LAB INC			2	100%	2
ORLANDO MEDICAL CENTER PL			2	100%	2
ADVENTHEALTH SEBRING- INFECTION CONTROL DEPARTMENT			2	100%	2
Alden Des Plaines			2	100%	2
VAULT HEALTH			2	100%	2
DRR JMC URGENT CARE DONALD ROSS			2	100%	2
TRUE HEALTH INC			2	100%	2
MEDICAL CITY DALLAS HOSPITAL			2	100%	2
UNIVERSITY OF KANSAS MEDICAL CENTER			2	100%	2
DISCOVERY VILLAGE AT THE FORUM		2			2
MINUTE CLINIC DIAGNOSTIC OF PENNSYLVANIA		2			2
AFC PHYSICIANS OF FLORIDA, PA			2	100%	2
SUNSHINE URGENT CARE LLC			2	100%	2
HCR MANOR CARE SERVICES OF FLORIDA III INC		2			2
SCIENTIFIC LABORATORY COMPANY		2			2
METHODIST HOSPITAL			2	100%	2
JEFFERSON WASHINGTON TOWNSHIP HOSPITAL		2			2
SUPERIOR RESIDENCES OF CLERMONT		2			2
LOUISIANA DEPT. OF HEALTH AND HOSPITALS-INFECTIOUS DISEASE EPI SECTION			2	100%	2
HAWAII DEPARTMENT OF HEALTH			2	100%	2
Church Creek SNF			2	100%	2
IMA MEDICAL CENTER		2			2
SHANDS AT LAKE SHORE LAB			2	100%	2
ST. CLOUD PHARMACY AND WELLNESS CENTER		2			2
JEFFERSON COUNTY HEALTH DEPARTMENT-MONTICELLO		2			2
EXPRESSCARE URGENT CARE CENTER			2	100%	2
NATIONAL JEWISH HEALTH			2	100%	2
MEDEXPRESS URGENT CARE MONACA		2			2
FEDERAL CORRECTIONAL INSTITUTION MARIANNA			2	100%	2
ACL LABORATORIES INDUSTRIAL TOXICOLOGY			2	100%	2
BROOKDALE SENIOR LIVING			2	100%	2
BRANDYWYNE HEALTH CARE CENTER			2	100%	2
PREMIER MEDICAL LABORATORY			2	100%	2
CRESTVIEW IMMEDIATE CARE LL			2	100%	2
PEPIN ACADEMIES-PASCO		2			2
COMMONS AT ORLANDO LUTHERAN TOWERS SNF			2	100%	2
ACCESS MEDICAL GROUP OF FLORIDA CITY			2	100%	2
ST LUKES HOSPITAL			2	100%	2
JOHNNIE RUTH CLARKE LAB			2	100%	2

COVID-19: testing by laboratory

Data through Dec 9, 2020 verified as of Dec 10, 2020 at 09:25 AM

Data in this report are provisional and subject to change.

The numbers in the table below represent the number of Florida and non-Florida residents for whom test results were received by the Department of Health. A person can be tested by more than one laboratory and can have both positive and negative results. **Therefore, the sum of the numbers in each column will be larger than the total number of people tested.**

Reporting lab	Inconclusive	Negative	Positive	Percent positive	Total
LIFEHOPE LABS			2	100%	2
BROOKDALE FORT MYERS THE COLONY		2			2
LATCHER LABORATORY OF A O FOX MEMORIAL		2			2
INSPIRIT SENIOR LIVING			2	100%	2
POINT OF CARE PRIVATE HEALTH MANAGEMENT			2	100%	2
CARESPOT EXPRESS HEALTHCARE			2	100%	2
MEDEXPRESS URGENT CARE - SUMMERSVILLE, WEBSTER RD		2			2
MEMORIAL HERMANN			2	100%	2
BMC/JACSONVILLE		1	1	50%	2
FIRST CHOICE MEDICAL PC			2	100%	2
FL DEPT OF HEALTH MARION COUNTY MOBILE HEALTH UNIT			2	100%	2
THE LITTLE CLINIC			2	100%	2
RAINY LAKE MEDICAL CENTER			2	100%	2
PARTNERS PHARMACY OF FLORIDA LLC		2			2
REMISE OCCUPATIONAL HEALTH SOLUTIONS INC			2	100%	2
ADVANCED URGENT CARE CENTER OF THE UPPER KEYS			2	100%	2
URGENT MED INC		1	1	50%	2
OHIO DEPARTMENT OF HEALTH LABORATORY		2			2
FAST PACE MEDICAL CLINIC		2			2
BRITO MEDICAL CENTER			2	100%	2
BFT LAB			2	100%	2
MONTEFIORE MEDICAL CENTER LABS MONTEFIORE		1	1	50%	2
ST PETERSBURG PEDIATRICS-EAST BAY			2	100%	2
AMERICAN SCIENTIFIC LABORATORIES LLC			2	100%	2
MORTON PLANT NORTH BAY HOSPITAL			2	100%	2
ADVANCED URGENT CARE LLC			2	100%	2
ORANGE COUNTY HEALTH DEPARTMENT		1	1	50%	2
Life Care Center of Citrus County		2			2
THE PLAZA AT PARKSQUARE		2			2
PRESBYTERIAN HOME		2			2
UT PATH			2	100%	2
THE PATHOLOGY LABORATORY		1	1	50%	2
ASCENSION ST MICHAEL'S HOSPITAL LAB		1	1	50%	2
BERGEN COUNTY SURGICAL AND ENDOSCOPY CENTER		2			2
ROCKEFELLER UNIVERSITY CLINICAL GENOMICS LABORATOR		2			2
DALLAS MEDICAL CENTER			2	100%	2
MINUTE-CLINIC DIAGNOSTIC OF VIRGINIA, LLC #2003		1	1	50%	2
CROSS CITY REHABILITATION AND HEALTH CARE CENTER		2			2
Lakeview Village		2			2
DOCTOR 4 U CLINIC			2	100%	2
ELMHURST MEMORIAL HOSPITAL			2	100%	2
INSPIRA MEDICAL CENTER VINELAND LAB		2			2
ST JOSEPH'S HOSPITAL LABORATORY			2	100%	2
UNIVERSITY OF WASHINGTON MEDICAL CENTER (UWMC) EMERGENCY DEPT.			2	100%	2
Elba Nursing and Rehabilitation Center, LLC		2			2
OPTIMAL CARE PEDIATRICS			2	100%	2
MAIN STREET MEDICAL CENTER OF CRESTVIEW PA			2	100%	2

COVID-19: testing by laboratory

Data through Dec 9, 2020 verified as of Dec 10, 2020 at 09:25 AM

Data in this report are provisional and subject to change.

The numbers in the table below represent the number of Florida and non-Florida residents for whom test results were received by the Department of Health. A person can be tested by more than one laboratory and can have both positive and negative results. **Therefore, the sum of the numbers in each column will be larger than the total number of people tested.**

Reporting lab	Inconclusive	Negative	Positive	Percent positive	Total
MEDEXPRESS URGENT CARE - RICHMOND, NINE MILE RD		2			2
MEDFIRST URGENT CARE			2	100%	2
MOBILE COUNTY HEALTH DEPARTMENT		1	1	50%	2
ALVARO J DANGOND MD PA		2			2
INA		1	1	50%	2
GULF COAST REGIONAL MEDICAL CARE		2			2
PM PEDIATRICS OF BAYSIDE, PLLC - MANHASSET		2			2
KENTUCKY CABINET FOR HEALTH AND FAMILY SERVICES			2	100%	2
BASCOM PALMER EYE INSTITUTE			1	100%	1
UHEALTH CORAL SPRINGS			1	100%	1
CAREHERE HUDSON BAY			1	100%	1
NORTHEAST PEDIATRICS			1	100%	1
STANFORD HEALTH CARE ANATOMIC PATHOLOGY & CLINICAL LAB			1	100%	1
ST LUKES SURGICAL AT THE VILLAGES INC			1	100%	1
PRIMEX CLINICAL LABORATORIES INC			1	100%	1
ARIZA WELLNESS CARE LLC			1	100%	1
LAKE MARY - STIRLING CENTER SUITE 202			1	100%	1
DEL PRADO MEDICAL CENTER, INC		1			1
DEPARTMENT OF HEALTH/ NEW YORK			1	100%	1
CAREWELL JW - WORCESTER LNC			1	100%	1
Parkside Manor		1			1
The Evangelical Lutheran Good Samaritan Society Prescott Village		1			1
PRINCIPLE DIAGNOSTICS LLC			1	100%	1
PROGENESIS INC			1	100%	1
Remarkable Healthcare Dallas			1	100%	1
FHPG_EXP CARE W HILLSBOROUGH			1	100%	1
BAPTIST HEALTH LEXINGTON			1	100%	1
Manassas Health & Rehab			1	100%	1
CLAY PRIMARY & FAMILY CARE LLC			1	100%	1
NABI		1			1
ADVANCE GASTROENTEROLOGY			1	100%	1
METHODIST MANSFIELD MEDICAL CENTER			1	100%	1
LEXINGTON PLACE SENIOR LIVING COMMUNITY		1			1
Southwest Louisiana Veterans Home			1	100%	1
FIT4LIFE MEDICAL CENTER			1	100%	1
Hampton Court Nursing and Rehabilitation Center			1	100%	1
TREASURE COAST PRIMARY CARE		1			1
HAWKEYE CARE CENTER DUBUQUE		1			1
BAPTIST HOSPITAL EAST			1	100%	1
VILLAGES HEALTH SYSTEM, LLC, THE			1	100%	1
ADVENTHEALTH HOSPICE CARE CENTRAL FLORIDA		1			1
FLORIDA DIGESTIVE AND LIVER SPECIALISTS			1	100%	1
WELLMED AT FORT PIERCE		1			1
CSL PLASMA LAB			1	100%	1
EXPRESS CARE OF THE SHOALS		1			1
PEDIATRIC ASSOCIATES - DORAL			1	100%	1
MEDEXPRESS URGENT CARE - FREDERICK		1			1

COVID-19: testing by laboratory

Data through Dec 9, 2020 verified as of Dec 10, 2020 at 09:25 AM

Data in this report are provisional and subject to change.

The numbers in the table below represent the number of Florida and non-Florida residents for whom test results were received by the Department of Health. A person can be tested by more than one laboratory and can have both positive and negative results. **Therefore, the sum of the numbers in each column will be larger than the total number of people tested.**

Reporting lab	Inconclusive	Negative	Positive	Percent positive	Total
ADVANCED RESEARCH AND DIAGNOSTIC LABORATORY UNIVERSITY OF MINNESOTA			1	100%	1
APOPKA FAMILY HEALTH CENTER			1	100%	1
MEDICAL LIFE-INC GUIDEWELL EMERGENCY MEDICINE			1	100%	1
HERNANDO CHILDREN'S			1	100%	1
ROYAL PALM PEDIATRICS			1	100%	1
LOGAN COUNTY HOSPITAL			1	100%	1
CLAYMED OF NORTH FLORIDA			1	100%	1
BRIDGEWATER PARK ASSISTED LIVING LLC			1	100%	1
MARTIN MEDICAL CENTER INC		1			1
BAPTIST HOSPITAL OF MIAMI MCI BROWARD LABORATORY			1	100%	1
Heritage Health of Peru			1	100%	1
URGENT CARE OF FORT LAUDERDALE INC			1	100%	1
NAPHCARE INC		1			1
GENESIS HEALTH SYSTEM			1	100%	1
MOUNT SINAI COMPREHENSIVE CANCER CENTER			1	100%	1
Harris Hill Nursing Facility		1			1
SUMMERFIELD PAIN MANAGEMENT			1	100%	1
FIVE STAR PREMIER RESIDENCES OF POMPANO BEACH			1	100%	1
ASHLEY CLINICAL DIAGNOSTIC LABORATORY			1	100%	1
BEEHIVE HOMES OF GULF BREEZE		1			1
MARYLAND DEPARTMENT OF HEALTH AND MENTAL HYGIENE			1	100%	1
NEIGHBORCARE PHARMACY SERVICES		1			1
American Fork Care Center dba Heritage Care Center		1			1
CULVER CITY URGENT CARE			1	100%	1
ALL PEDIATRIC CARE PA			1	100%	1
SPINE & PAIN CONSULTANT PLLC		1			1
LOUNDY		1			1
HUDSON REGIONAL HOSPITAL			1	100%	1
AFFINITY URGENT CARE			1	100%	1
ROSECASTLE OF JACKSONVILLE LLC			1	100%	1
AZALEALAND NURSING HOME		1			1
ANY LAB TEST FAST CORP			1	100%	1
TREASURE COAST MEDICAL CONCIERGE LLC			1	100%	1
MIAMI-DADE COUNTY HEALTH DEPT.		1			1
GRAND VILLA OF DUNEDIN			1	100%	1
Cornerstone at the Ranch		1			1
Florida Clinical Laboratory			1	100%	1
MEDEXPRESS URGENT CARE - GLENDALE		1			1
VANAJA SUREDDI MD PA			1	100%	1
DIAGNOSTIC & MEDICAL SPECIALISTS OF GREENWICH		1			1
ST. MICHAEL'S ELITE HOSPITAL			1	100%	1
BAYCARE LABORATORIES			1	100%	1
MORGAN STANELY HEALTH CENTER		1			1
FORT LOUDOUN PRIMARY CARE		1			1
MARINA DEL REY HOSPITAL LAB			1	100%	1
TMH PHYSICIAN PARTNERS SOUTHWOOD			1	100%	1
Douglas County Health Center		1			1

COVID-19: testing by laboratory

Data through Dec 9, 2020 verified as of Dec 10, 2020 at 09:25 AM

Data in this report are provisional and subject to change.

The numbers in the table below represent the number of Florida and non-Florida residents for whom test results were received by the Department of Health. A person can be tested by more than one laboratory and can have both positive and negative results. **Therefore, the sum of the numbers in each column will be larger than the total number of people tested.**

Reporting lab	Inconclusive	Negative	Positive	Percent positive	Total
LEE MEMORIAL HOSPITAL OUTPATIENT SURGERY CENTER			1	100%	1
NEMOURS CHILDRENS PRIMARY CARE CLERMONT			1	100%	1
SPRINGBROOK HOSPITAL			1	100%	1
INDIANA STATE DEPARTMENT OF HEALTH LABORATORIES			1	100%	1
SCIENCE CARE			1	100%	1
MISSOURI DEPARTMENT OF HEALTH AND SENIOR SERVICES - STATE PH LAB		1			1
CHRISTIANA HOSPITAL		1			1
HALIFAX HEALTH URGENT CARE			1	100%	1
MAYO CLINICAL LABORATORIES		1			1
Lutheran Community at Telford		1			1
AVERA SACRED HEART HOSPITAL			1	100%	1
ADVENTHEALTH SENIOR CARE AT ORMOND			1	100%	1
CORPORATION OF AMERICA		1			1
HIGHLAND PARK LAKEWOOD PRESTON HOLLOW			1	100%	1
MINUTECLINIC LLC #7225			1	100%	1
MAINE CENTER FOR DISEASE CONTROL AND PREVENTION			1	100%	1
UNIVERSITY OF IOWA HOSPITALS & CLINICS			1	100%	1
Medicalodges Neosho			1	100%	1
EXPRESS LAB LIVINGSTON			1	100%	1
OCEAN MEDICAL CENTER		1			1
ST. VINCENT HOSPITAL			1	100%	1
JUPITER PEDIATRIC ASSOCIATES, PA			1	100%	1
OAK HAVEN REHAB AND NURSING CENTER			1	100%	1
LAREDO EMERGENCY ROOM			1	100%	1
KANSAS CITY VA MEDICAL CENTER			1	100%	1
The Crossroads		1			1
CAREHERE LLC			1	100%	1
CARENOW URGENT CARE-WEST END		1			1
DEPT OF VA MEDICAL CENTER - MIAMI			1	100%	1
MAYO CLINIC OUTPATIENT DIALYSIS CENTER			1	100%	1
MEDEXPRESS URGENT CARE - MIDLOTHIAN		1			1
CATHEDRAL GERONTOLOGY CENTER DBA CATHEDRAL CARES			1	100%	1
NEW MILFORD HOSPITAL			1	100%	1
NORTH PINELLAS CHILDRENS MEDICAL CENTER INC			1	100%	1
XSTREMEMD			1	100%	1
Monument Health Strugis Care Center		1			1
CALIFORNIA DIVISION OF COMMUNICABLE DISEASE CONTROL			1	100%	1
THE MEDICAL CENTER AT BOWLING GREEN			1	100%	1
PALOMAR MEDICAL CENTER			1	100%	1
WESTON COUNTY HEALTH SERVICES			1	100%	1
Kroger - KR070300083			1	100%	1
DERMDX, DIV OF AURORA DIAGNOSTICS/BERNHARDT LAB		1			1
WASHINGTON STATE DEPARTMENT OF HEALTH PUBLIC HEALTH LABORATORIES			1	100%	1
MERITUS MEDICAL CENTER			1	100%	1
BELLE GLADES HEALTH CLINIC			1	100%	1
DAVENPORT PEDIATRICS CLERMONT PA		1			1
MEDEXPRESS URGENT CARE - RICHMOND, W BROAD ST		1			1

COVID-19: testing by laboratory

Data through Dec 9, 2020 verified as of Dec 10, 2020 at 09:25 AM

Data in this report are provisional and subject to change.

The numbers in the table below represent the number of Florida and non-Florida residents for whom test results were received by the Department of Health. A person can be tested by more than one laboratory and can have both positive and negative results. **Therefore, the sum of the numbers in each column will be larger than the total number of people tested.**

Reporting lab	Inconclusive	Negative	Positive	Percent positive	Total
Manorcare Health Services West Reading North		1			1
SOUTH FLORIDA BAPTIST HOSPITAL			1	100%	1
Consulate Health Care of Tallahassee			1	100%	1
ALABAMA REFERENCE LAB			1	100%	1
PHYSICIANS REGIONAL MEDICAL CTR - COLLIER BLVD			1	100%	1
MED FUSION			1	100%	1
HEALTHCARE FOR THE HOMELESS			1	100%	1
San Antonio Residence and Rehabilitation Center		1			1
Valley Center (WV)			1	100%	1
DAYTONA BEACH CENTRA CARE			1	100%	1
AVON PARK CLUSTER		1			1
HEALTH ALLIANCE			1	100%	1
Caldwell Care		1			1
YUMA REGIONAL MEDICAL CENTER			1	100%	1
UNIVERSITY OF MARYLAND PATHOLOGY ASSOCIATES			1	100%	1
DOCTORS MEMORIAL HOSP HOME HEALTH CARE		1			1
URGENT CARE COASTAL GA			1	100%	1
HIBISCUS COURT			1	100%	1
KANA MEDICAL			1	100%	1
FAIRFIELD MEDICAL CENTER			1	100%	1
MEDEXPRESS URGEN CARE - EAST BRUNSWICK		1			1
ST CLOUD COMPOUNDING PHARMACY & WELLNESS CENTER		1			1
CQUENTIA NGS, LLC			1	100%	1
LEHIGH MEDICAL AND RESEARCH CENTER, INC			1	100%	1
FAITH FAMILY PRACTICE			1	100%	1
VETERANS AFFAIRS MEDICAL CENTER - EAST ORANGE			1	100%	1
ST FRANCIS MEDICAL CENTER			1	100%	1
ST GERARD'S COMMUNITY OF CARE		1			1
WALGREENS #01398			1	100%	1
GOOD SAMARITAN HOSPITAL			1	100%	1
Broomall Manor		1			1
Arlington Care Center			1	100%	1
BIODORON LABORATORIES			1	100%	1
WARE EXPRESS CARE			1	100%	1
ST. LUCIE COUNTY HEALTH DEPARTMENT		1			1
SPECIALTY DRUG TESTING			1	100%	1
KETTERING MEDICAL CENTER			1	100%	1
EH FARGO HOSPITAL LABORATORY			1	100%	1
INFECTION CONTROL DEPT			1	100%	1
PROVIDENCE PORTLAND MEDICAL CENTER		1			1
Glen Oaks Health and REhabilitation		1			1
MCH PHYSICIANS GROUP			1	100%	1
HUNTERS CREEK PEDIATRICS		1			1
CONSULATE HEALTH CARE OF VERO BEACH			1	100%	1
BROOKSVILLE REGIONAL HOSPITAL			1	100%	1
PROVIDENCE ST PETER HOSPITAL		1			1
SOUTH DADE NURSING & REHABILITATION CENTER			1	100%	1

COVID-19: testing by laboratory

Data through Dec 9, 2020 verified as of Dec 10, 2020 at 09:25 AM

Data in this report are provisional and subject to change.

The numbers in the table below represent the number of Florida and non-Florida residents for whom test results were received by the Department of Health. A person can be tested by more than one laboratory and can have both positive and negative results. **Therefore, the sum of the numbers in each column will be larger than the total number of people tested.**

Reporting lab	Inconclusive	Negative	Positive	Percent positive	Total
HELIX BIOMEDICS LLC			1	100%	1
GRAND VIEW HOSPITAL			1	100%	1
MEDEXPRESS URGENT CARE - MT LEBANON		1			1
MT CARMEL PHARMACY INC		1			1
ADVENTHEALTH MEDICAL GROUP OBSTETRICS			1	100%	1
FLAGLER PROFESSIONAL HEALTH CARE SERVICES INC		1			1
URGENT CARE AND SURGERY CENTER			1	100%	1
RIVERSIDE MEDICAL CENTER		1			1
THOMAS HOSPITAL			1	100%	1
ESOTERIC LAB			1	100%	1
441 URGENT CARE CENTER - BROWNWOOD			1	100%	1
DUKE HEALTH REGIONAL HOSPITAL			1	100%	1
LISTENING DOCTOR PLLC, THE			1	100%	1
SMITH NORTHVIEW HOSPITAL LAB			1	100%	1
ADULT MEDICINE OF LAKE COUNTY INC			1	100%	1
Integrity Healthcare of Carbondale			1	100%	1
UNIVERSITY OF NORTH CAROLINA HOSPITALS			1	100%	1
TAMPA GENERAL MEDICAL GROUP LABORATORY HEALTHPARK			1	100%	1
Heartland Healthcare Center Boca Raton			1	100%	1
STEWART FLORIDA ALF, INC			1	100%	1
ADVENTHEALTH IMAGING LAKE NONA			1	100%	1
SANITAS RESEARCH LLC			1	100%	1
ST. LUKE'S HOSPITAL			1	100%	1
MID FLORIDA BIOLOGICALS			1	100%	1
MONMOUTH MEDICALC ENTER		1			1
GOSHEN HOSPITAL			1	100%	1
NORTH SHORE MEDICAL CENTER - SALEM HOSPITAL			1	100%	1
BRUCE S WEST MD			1	100%	1
NEW YORK PRESBYTERIAN HOSPITAL			1	100%	1
HEART HOSPITAL OF LAFAYETTE: EMERGENCY ROOM			1	100%	1
HORIZON MEDICAL CENTER			1	100%	1
OLEAN GENERAL HOSPITAL		1			1
BROOKSHIRE, THE			1	100%	1
FALMOUTH BY THE SEA			1	100%	1
LOPEZ		1			1
Community Compassion Center of Batesville			1	100%	1
WESTWOOD NURSING & REHAB		1			1
Portsmouth Health and Rehab			1	100%	1
STEPHENS COUNTY HOSPITAL			1	100%	1
ARCPOINT LABS OF ALTAMONTE SPRINGS			1	100%	1
MEDEXPRESS URGENT CARE-KATY		1			1
PEDIATRIC HEALTH CARE ALLIANCE, NORTH SIDE			1	100%	1
EAST TENNESSEE STATE UNIVERSITY		1			1
LIFELINK TRANSPLANT INSTITUTE LAB			1	100%	1
POUDRE VALLEY HOSPITAL			1	100%	1
KEY TRAINING CENTER			1	100%	1
ACCESS LABORATORIES LLC			1	100%	1

COVID-19: testing by laboratory

Data through Dec 9, 2020 verified as of Dec 10, 2020 at 09:25 AM

Data in this report are provisional and subject to change.

The numbers in the table below represent the number of Florida and non-Florida residents for whom test results were received by the Department of Health. A person can be tested by more than one laboratory and can have both positive and negative results. **Therefore, the sum of the numbers in each column will be larger than the total number of people tested.**

Reporting lab	Inconclusive	Negative	Positive	Percent positive	Total
MID FLORIDA COMMUNITY SERVICES			1	100%	1
DOCTORS EXPRESS OF ST PETERSBURG			1	100%	1
PINELLAS CHD - CLEARWATER			1	100%	1
WESTOX LABS		1			1
CHI ST. LUKE'S HEALTH BCM MEDICAL CENTER			1	100%	1
CVS HEALTH, #1994		1			1
MADISON AT OVIEDO			1	100%	1
JOHNSON & JOHNSON VISION CARE-VISTAKON			1	100%	1
MDS PHARMA SERVICES		1			1
COVID RAPID LABS			1	100%	1
DEPARTMENT OF HEALTH AND ENVIRONMENTAL CONTROL			1	100%	1
CLEVELAND CLINIC OHIO LABORATORIES			1	100%	1
Metairie Healthcare Center			1	100%	1
Manor Care of Dunedin		1			1
SANTA CLARA VALLEY MEDICAL CENTER			1	100%	1
ADVANCED MEDICAL LABORATORIES (AML)			1	100%	1
WELLINGTON REGIONAL MEDICAL CENTER			1	100%	1
QUALITY LAB			1	100%	1
FLORIDA CLINICAL RESEARCH CENTER, LLC			1	100%	1
CHOTA COMMUNITY HEALTH SERVICES		1			1
DOCTORS HOSPITAL OF LAREDO			1	100%	1
West Bay of Tampa Center			1	100%	1
TWIN			1	100%	1
INDIAN RIVER CLINICAL LABORATORY, INC.		1			1
GRAND VILLA OF DELAND			1	100%	1
ADVANCED URGENT CARE OF MARATHON			1	100%	1
CLEVELAND HEARTLAB			1	100%	1
PALM WEST INTERNIST PA			1	100%	1
SMA BEHAVIORAL HEALTH SERVICES INC		1			1
BEAUMONT HOSPITAL, GROSSE POINTE			1	100%	1
Redwood Springs Healthcare			1	100%	1
ADVANCED URGENT CARE PLLC		1			1
QUALITY CLINICAL LAB LLC			1	100%	1
OCALA REGIONAL DIALYSIS- NORTH			1	100%	1
ARNOLD PALMER HOSPITAL LAB POCT		1			1
WALGREENS #5130			1	100%	1
INTEGRATED GENETICS SEQUENOM		1			1
MEDEXPRESS ELKINS		1			1
DOYLESTOWN HOSPITAL			1	100%	1
MEDEXPRESS URGENT CARE - TEAYS VALLEY		1			1
SIGNATURE CARE MIDLAND			1	100%	1
MEDEXPRESS URGENT CARE - FAYETTEVILLE		1			1
SENIOR LIVING IV SUN CITY LLC		1			1
GADSDEN FAMILY PRACTICE		1			1
FRESENIUS KIDNEY CARE FORT WALTON BEACH			1	100%	1
HAVASU REGIONAL MEDICAL CENTER			1	100%	1
HEALTH PLUS SUNRISE MEDICAL OFFICE			1	100%	1

COVID-19: testing by laboratory

Data through Dec 9, 2020 verified as of Dec 10, 2020 at 09:25 AM

Data in this report are provisional and subject to change.

The numbers in the table below represent the number of Florida and non-Florida residents for whom test results were received by the Department of Health. A person can be tested by more than one laboratory and can have both positive and negative results. **Therefore, the sum of the numbers in each column will be larger than the total number of people tested.**

Reporting lab	Inconclusive	Negative	Positive	Percent positive	Total
GAMMA HEALTHCARE, INC		1			1
MEDEXPRESS URGENT CARE-PETERS TWP		1			1
MID-FLORIDA PATHOLOGY LLC		1			1
UNITED HEALTHCARE			1	100%	1
LABRADOR PRIMARY CARE CENTER			1	100%	1
COASTAL SKIN SURGERY AND DERMATOLOGY PL		1			1
MINUTECLINIC 7196		1			1
EDWARD HOSPITAL			1	100%	1
CLUB HEALTH AND REHABILITATION CENTER, THE		1			1
ST PETE DIRECT PRIMARY CARE		1			1
REFERENCE LABORATORY			1	100%	1
Rosedale Green		1			1
CLINICAL TRIALS OF TAMPA LLC		1			1
LEGACY AT HIGHWOODS PRESERVE		1			1
WATERS EDGE ELEMENTARY SCHOOL			1	100%	1
LAKE PLACID HEALTH AND REHABILITATION			1	100%	1
Long Beach Care Center			1	100%	1
FLORIDA HOSPITAL ORMOND BEACH			1	100%	1
Memorial Health Care Center			1	100%	1
Sears Coastal Nursing and Rehab		1			1
SYNERGENE LABORATORY			1	100%	1
MEDEXPRESS URGENT CARE - BATTLE CREEK		1			1
HOLLAND COMMUNITY HOSPITAL		1			1
CRUSADER COMMUNITY HEALTH			1	100%	1
NEW ERA COMMUNITY HEALTH CENTER LLC		1			1
ST VINCENT'S AMBULATORY CARE INC			1	100%	1
LABORATORIO MEDICO CENTRAL CONDOMINO MD			1	100%	1
MINUTECLINIC DIAGNOSTIC OF MICHIGAN		1			1
GWINNETT MEDICAL CENTER			1	100%	1
SUSAN F. WILLIAMS M.D., P.A.			1	100%	1
CAREWELL URGENT CARE FITCHBURG			1	100%	1
Regency Square			1	100%	1
NORDX			1	100%	1
Washington County Nursing H0me			1	100%	1
ROAN DRUG COMPANY LLC		1			1
FAYETTE MEDICAL CENTER LAB		1			1
BASCOM PALMER-MICRO LAB			1	100%	1
AVALON FAMILY RESORT ASSISTED LIVING LLC		1			1
MEDEXPRESS URGENT CARE - OMAHA N 72 ST		1			1
APS-SUMMIT CARE PHARMACY, LLC DBA OMNICARE		1			1
BARRINGTON TERRACE NAPLES			1	100%	1
PEDIATRIC ASSOCIATES - MIAMI LAKES		1			1
NONA MEDICAL ARTS		1			1
NORTH SHORE HEMATOLOGY-ONCOLOGY ASSOCI		1			1
COBLESKILL REGIONAL HOSPITAL		1			1
Bayou Vista Community Care Center			1	100%	1
HEALTHPARK MEDICAL CTR NURSING SVC		1			1

COVID-19: testing by laboratory

Data through Dec 9, 2020 verified as of Dec 10, 2020 at 09:25 AM

Data in this report are provisional and subject to change.

The numbers in the table below represent the number of Florida and non-Florida residents for whom test results were received by the Department of Health. A person can be tested by more than one laboratory and can have both positive and negative results. **Therefore, the sum of the numbers in each column will be larger than the total number of people tested.**

Reporting lab	Inconclusive	Negative	Positive	Percent positive	Total
ATHENS LIMESTONE HOSPITAL		1			1
ADVENT HEALTH - OWASA			1	100%	1
BEAUFORT MEMORIAL			1	100%	1
MED TECH SERVICES OF PALM BEACH INC		1			1
ICARE		1			1
ELEMENTS PHARMACY			1	100%	1
MEDEXPRESS URGENT CARE PORT HURON		1			1
PARTNERS IN PRIMARY CARE		1			1
JS HEALTHCARE			1	100%	1
THE CHILDREN'S HOSPITAL OF PHILADELPHIA		1			1
PROGRESSIVE MEDICAL RESEARCH			1	100%	1
DASCENA LAB			1	100%	1
OCCUPATIONAL HEALTH CENTER		1			1
RAMBAM URGENT CARE			1	100%	1
ADVENT HEALTH MEDICAL GROUP- FAMILY MEDICINE AT DR. PHILIPS			1	100%	1
TULANE MEDICAL CENTER			1	100%	1
WHEATON FRANCISCAN LABORATORY			1	100%	1
COMMUNITY MEDICAL CENTER-ORANGE CITY		1			1
MEMORIAL HEALTH UNIVERSITY MEDICAL CENTER			1	100%	1
Waters of Covington		1			1
BUFFALO VAMC			1	100%	1
LABORATORIO BUENA SALUD			1	100%	1
ATHENA PLASTIC SURGERY		1			1
BAHIA OAKS LODGE		1			1
TEVAPHARM			1	100%	1
CLINIC OF PEDIATRICS & GI MEDICINE INC			1	100%	1
MEDICAL ARTS LABORATORY			1	100%	1
SEATTLE-KING COUNTY			1	100%	1
ENZO LABS INC			1	100%	1
EMERGENCY CARE SERVICES LAB AT JFK MEDICAL CENTER			1	100%	1
MEDEXPRESS URGENT CARE - BECKLEY CROSS		1			1
CVS MINUTE CLINIC DIAG OF IND, LLC #6549		1			1
MED EXPRESS URGENT CARE PC - MARYLAND		1			1
BLUEWATER TOXICOLOGY			1	100%	1
MINUTECLINIC DIAGNOSTIC OF VIRGINIA		1			1
BAPTIST EMERGENCY HOSPITAL KELLY			1	100%	1
Niles Nursing and Rehab. Center		1			1
VA OUTPATIENT PHARMACY			1	100%	1
MEDEXPRESS URGENT CARE FOX CHAPEL		1			1
BEAUMONT REFERENCE LABORATORY			1	100%	1
Village Crest Center for Health & Rehabilitation		1			1
EXPEDIAN URGENT CARE			1	100%	1
OCALA REGIONAL KIDNEY CENTER EAST			1	100%	1
SOUTHEAST MISSOURI HOSPITAL		1			1
NEW ERA HEALTH CENTER INC		1			1
ORLANDO FAMILY PHYSICIANS			1	100%	1
EASTMAN HEALTHCARE & REHAB		1			1

COVID-19: testing by laboratory

Data through Dec 9, 2020 verified as of Dec 10, 2020 at 09:25 AM

Data in this report are provisional and subject to change.

The numbers in the table below represent the number of Florida and non-Florida residents for whom test results were received by the Department of Health. A person can be tested by more than one laboratory and can have both positive and negative results. **Therefore, the sum of the numbers in each column will be larger than the total number of people tested.**

Reporting lab	Inconclusive	Negative	Positive	Percent positive	Total
MALUHIA		1			1
Trucare Living Centers - Columbus		1			1
MINUTECLINIC DIAG OF IND, LLC #6553		1			1
Eddy Memorial Geriatric Center		1			1
GENESIS MICROBIOLOGY LAB		1			1
ORLANDO CLINICAL RESEARCH CENTER		1			1
SEASONS HOSPICE AND PALLIATIVE CARE OF			1	100%	1
NORTHSIDE HOSPITAL DULUTH			1	100%	1
MEDICAL CENTER OF CENTRAL GEORGIA			1	100%	1
ADVANCE MD CARE			1	100%	1
AMERICAN HEALTH ASSOCIATES INC			1	100%	1
SAINT JOSEPHS HOSPITAL OF ATLANTA			1	100%	1
SHARON REGIONAL MEDICAL CENTER			1	100%	1
EAST COAST INSTITUTE FOR RESEARCH LLC			1	100%	1
DOCTOR'S IN-HOUSE LAB/COMMUNITY HEALTH CENTERS OF PINELLAS – JOHNNIE R			1	100%	1
EXACCARE KINGSTON, LLC			1	100%	1
DEVITA		1			1
THE INTERNAL MEDICAL GROUP		1			1
DUKE UNIVERSITY POINT OF CARE TESTING PROGRAM			1	100%	1
TERRELL URGENT CARE			1	100%	1
CLERMONT URGENT CARE			1	100%	1
SUN CITY DIAGNOSTIC CENTER			1	100%	1
HOWELL BRANCH COURT			1	100%	1
CAREWELL 203			1	100%	1
LIFE CARE CENTER OF HILTON HEAD		1			1
ADVENTHEALTH MEDICAL GROUP FAMILY & INTERNAL			1	100%	1
LAKE COMMUNITY ACTION AGENCY		1			1
JUPITER MEDICAL CENTER URGENT CARE - STUART			1	100%	1
UCH LAB			1	100%	1
ALL PRO ORTHOPEDICS & SPORTS MEDICINE, PA			1	100%	1
SYNAPSE ANALYTICAL LABS		1			1
FRESENIUS MEDICAL CARE			1	100%	1
DIVERSICARE OF BIG SPRINGS		1			1
REGIONAL MEDICAL CENTER BAYONET POINT			1	100%	1
RHODE ISLAND DEPARTMENT OF HEALTH			1	100%	1
CHATSWORTH ASSISTED LIVING COMMUNITY AT PGA NATIONAL			1	100%	1
WILMINGTON NURSING AND REHAB			1	100%	1
HSRE-ASL CASSELBERRY TRS, LLC			1	100%	1
VAULT MEDICAL SERVICES			1	100%	1
NOBLE SENIOR LIVING			1	100%	1
COMMUNICABLE DISEASE CONTROL/PUBLIC HEALTH EMERGENCY PREPAREDNESS			1	100%	1
WELLINGTON WEST 100176			1	100%	1
PALM BEACH COUNTY HEALTH DEPT.			1	100%	1
SIMEDHEALTH LLC		1			1
NORTH FLORIDA MEDICAL CENTERS INC		1			1
UPSON REGIONAL MEDICAL CENTER			1	100%	1
TAMPA URGENT CARE			1	100%	1

COVID-19: testing by laboratory

Data through Dec 9, 2020 verified as of Dec 10, 2020 at 09:25 AM

Data in this report are provisional and subject to change.

The numbers in the table below represent the number of Florida and non-Florida residents for whom test results were received by the Department of Health. A person can be tested by more than one laboratory and can have both positive and negative results. **Therefore, the sum of the numbers in each column will be larger than the total number of people tested.**

Reporting lab	Inconclusive	Negative	Positive	Percent positive	Total
HENRICO DOCTOR'S LABORATORY			1	100%	1
RIVERSIDE METHODIST HOSPITAL LAB			1	100%	1
MEDEXPRESS URGENT CARE - STATE COLLEGE		1			1
Lanier Rehab			1	100%	1
Tremont Health & Rehabilitation Center		1			1
URGENT DOC -NACOGODOCHES CLINIC			1	100%	1
STATE OF FLORIDA			1	100%	1
Ramsey Village		1			1
BOONE DRUG & HEALTHCARE AT DEERFIELD			1	100%	1
ADVANCED MEDICAL RESEARCH CENTER LLC			1	100%	1
HALEYVILLE HEALTH CARE CENTER		1			1
SUPERKIDS PEDIATRICS			1	100%	1
ASSOCIATED MD			1	100%	1
ST CATHERINE HOSPITAL LABORATORY			1	100%	1
WATERBURY HOSPITAL REFERENCE LAB			1	100%	1
LP ELIZABETHTON		1			1
LIFELINK OF FLORIDA			1	100%	1
ORMOND BEACH URGENT CARE			1	100%	1
ST JOHNS EPISCOPAL HOSPITAL SOUTH SHORE		1			1
NFRC CLINICAL LAB			1	100%	1
CAROMONT HEALTH			1	100%	1
USC VERDUGO HILLS HOSPITAL			1	100%	1
IVAN, MAYA			1	100%	1
PARK AVENUE DERMATOLOGY NORTH			1	100%	1
ALLIED PHYSICIANS GROUP		1			1
OSF ST JOSEPH MEDICAL CENTER			1	100%	1
SOUTH FLORIDA URGENT CARE CENTERS, LLC			1	100%	1
MILFORD REGIONAL HOSPITAL			1	100%	1
PREMIER FAMILY AND SPORTS MEDICINE LLC			1	100%	1
TRAVIS LEE THOMPSON MD			1	100%	1
HAWAII DEPARTMENT OF HEALTH LAB			1	100%	1
STARLING AT NOCATEE			1	100%	1
WOODLAND TOWERS			1	100%	1
SOUTHERN LABORATORY SERVICES OF NWF		1			1
RIVERSIDE COUNTY PUBLIC HEALTH LABORATORY			1	100%	1
USF PHYSICIANS GROUP			1	100%	1
MEDEXPRESS URGENT CARE - TARENTUM		1			1
MEDEXPRESS - WILMINGTON KIRKWOOD HIGHWAY		1			1
DOCTORS CARE OF PALM COAST			1	100%	1
PALM COAST DRAW STATION/AMERICAN HEALTH ASSOCIATES		1			1
ACCURATE HEALTH SERVICES CORP			1	100%	1
HEARTLAND REGIONAL MEDICAL CENTER		1			1
LABONE		1			1
MINNESOTA DEPARTMENT OF HEALTH LABORATORY			1	100%	1
MEDEXPRESS URGENT CARE-CHIPPEWA		1			1
LADY LAKE SPECIALTY CARE			1	100%	1
MEDEXPRESS URGENT CARE - JEANNETTE		1			1

COVID-19: testing by laboratory

Data through Dec 9, 2020 verified as of Dec 10, 2020 at 09:25 AM

Data in this report are provisional and subject to change.

The numbers in the table below represent the number of Florida and non-Florida residents for whom test results were received by the Department of Health. A person can be tested by more than one laboratory and can have both positive and negative results. **Therefore, the sum of the numbers in each column will be larger than the total number of people tested.**

Reporting lab	Inconclusive	Negative	Positive	Percent positive	Total
ANDREWS INSTITUTE AMBULATORY SURGERY CENTER		1			1
MERCYONE DES MOINES MEDICAL CENTER			1	100%	1
CONSOLIDATED			1	100%	1
Harbert Hills Academy Nursing Home		1			1
IZ MEDICAL		1			1
UNIVERSITY URGENT CARE			1	100%	1
JACKSONVILLE STATEFL			1	100%	1
MAGNOLIA FAMILY URGENT CARE			1	100%	1
HACKENSACK UNIVERSITY MEDICAL CENTER		1			1
KINGWOOD EMERGENCY HOSPITAL			1	100%	1
NORTH SHORE HEMATOLOGY-ONCOLOGY ASSOCIATES PC		1			1
METROHEALTH SYSTEM			1	100%	1
NCHMD, INC SOUTHEAST IMMEDIATE CARE			1	100%	1
Princeton Place			1	100%	1
LUMICO LIFE INSURANCE COMPANY		1			1
ILLINOIS DEPT OF PUBLIC HEALTH LABS			1	100%	1
DE TAR HOSPITAL			1	100%	1
CHP COVID-19 (TX)			1	100%	1
CARESPOT URGENT CARE		1			1
FLORIDA MEDICAL ASSOCIATES LLC			1	100%	1
JOHN D. ARCHBOLD MEMORIAL HOSPITAL			1	100%	1
PCR DIAGNOSTICS			1	100%	1
MEMORIAL HERMANN SOUTHWEST HOSPITAL			1	100%	1
PATHOLOGYT & LAB MEDICINE SERVICES			1	100%	1
MEDEXPRESS URGENT CARE-HERSHEY		1			1
NORTH MIAMI BEACH SURGICAL CENTER			1	100%	1
FAMILY PRACTICE ASSOCIATES		1			1
BAPTIST HEALTH SURGERY CENTER			1	100%	1
CENTRAL FLORIDA HOSPITALIST			1	100%	1
HARBOR BEACH NURSING AND REHABILITATION CENTER			1	100%	1
OCHSNER MEDICAL CENTER			1	100%	1
Alden Lincoln Park			1	100%	1
LAKELAND MEDICAL CENTER			1	100%	1
NORTHERN KENTUCKY HEALTH DEPARTMENT			1	100%	1
WINTER GARDEN CHILDREN'S HEALTH CENTERS			1	100%	1
AMD			1	100%	1
SOLARIS HEALTHCARE PLANT CITY		1			1
LILY PHARMACY		1			1
MARION COUNTY HEALTH DEPARTMENT			1	100%	1
TITUSVILLE REHABILITATION AND NURSING CENTER		1			1
FLEMING ISLAND CENTER FOR CLINICAL RESEARCH		1			1
METRO HEALTH HOSPITAL LABORATORY		1			1
WALGREENS #10308		1			1
BAYFRONT HEALTH - CONVENIENT CARE NORTHEAST			1	100%	1
MEDAC AT PORTERS NECK			1	100%	1
CORNERSTONE OF RECOVERY INC		1			1
MINUTECLINIC DIAGNOSTIC OF NEW MEXICO LLC #7552		1			1

COVID-19: testing by laboratory

Data through Dec 9, 2020 verified as of Dec 10, 2020 at 09:25 AM

Data in this report are provisional and subject to change.

The numbers in the table below represent the number of Florida and non-Florida residents for whom test results were received by the Department of Health. A person can be tested by more than one laboratory and can have both positive and negative results. **Therefore, the sum of the numbers in each column will be larger than the total number of people tested.**

Reporting lab	Inconclusive	Negative	Positive	Percent positive	Total
HEALGEN SCIENTIFIC			1	100%	1
MEDICAL CITY NORTH HILLS			1	100%	1
HELEN HAYES HOSPITAL LABORATORY		1			1
PHYSICIAN ASSOCIATES, LLC			1	100%	1
ACCESS FAMILY CARE LLC			1	100%	1
PRISMA HEALTH TUOMEY LABORATORY			1	100%	1
THEDACARE FAMILY MEDICINE GATEWAY			1	100%	1
HARDEE COUNTY FIRE RESCUE		1			1
MIDDLEBURG PEDIATRICS			1	100%	1
BAYCARE MEDICAL GROUP, INC		1			1
UMASS MEMORIAL/MARLBORO HOSPITAL			1	100%	1
COLLINS NURSING HOME		1			1
Garden Isle Healthcare and Rehabilitation Center		1			1
HAYS CLINICAL LAB			1	100%	1
NEMOURS CHILDREN'S PRIMARY CARE, ST CLOUD			1	100%	1
POPLAR HEALTHCARE			1	100%	1
VA PRIMARY CARE ANNEX			1	100%	1
ISLANDS ASSISTED LIVING FACILITY,THE			1	100%	1
INTERNAL MEDICINE & PEDIATRICS OF TAMPA BAY PA			1	100%	1
NORTH BROWARD MEDICAL CENTER			1	100%	1
WillowBrooke Court at Westminster Village		1			1
BROOKS REHAB			1	100%	1
POETS WALK SARASOTA			1	100%	1
BODYK			1	100%	1
VIRGINIA UROLOGY		1			1
MID-FLORIDA CANCER CENTERS		1			1
FREEPORT ER DOX URGENT CARE		1			1
COMPASSION PEDIATRICS			1	100%	1
ELITE CARE			1	100%	1
CVS HEALTH, #2043		1			1
SHANNON CLARK OD, PA			1	100%	1
LIFE CARE CENTER OF GWINNETT		1			1
UMHC HOLLYWOOD LABORATORY			1	100%	1
ORDRS, INC.			1	100%	1
ST. MARY MEDICAL CENTER		1			1
Seal Rock Healthcare		1			1
WIREGRASS MEDICAL CENTER			1	100%	1
MEMORIAL HOSPITAL OF TAMPA			1	100%	1
MEDEXPRESS URGENT CARE MURRYSVILLE		1			1
CLEARWATER PAIN MANAGEMENT ASSOCIATES			1	100%	1
ADVENTHEALTH MEDICAL GROUP FAMILY MEDICINE		1			1
Alden North Shore			1	100%	1
INHEALTH LIFE SCIENCES LLC			1	100%	1
WELLOW URGENT CARE-OSWEGO			1	100%	1
EXCEPTIONAL EMERGENCY CENTER			1	100%	1
ULTIMATE ANALYSIS LABORATORY			1	100%	1
OPTIMAL MEDICINE INC		1			1

COVID-19: testing by laboratory

Data through Dec 9, 2020 verified as of Dec 10, 2020 at 09:25 AM

Data in this report are provisional and subject to change.

The numbers in the table below represent the number of Florida and non-Florida residents for whom test results were received by the Department of Health. A person can be tested by more than one laboratory and can have both positive and negative results. **Therefore, the sum of the numbers in each column will be larger than the total number of people tested.**

Reporting lab	Inconclusive	Negative	Positive	Percent positive	Total
QUEST DIAGNOSTICS CLINICAL LABORATORIES INC		1			1
BRANDON OUTREACH CLINIC			1	100%	1
PROGRESS PHARMACY INC			1	100%	1
CORDOVA FAMILY PRACTICE			1	100%	1
PHYSICIANS PRIMARY CARE LEHIGH PEDS			1	100%	1
MD NOW URGENT CARE			1	100%	1
MIAMI CHILDRENS HOSPITAL MIDTOWN OUTPATIENT CENTER			1	100%	1
VISTA DEL SOL MED ASSOC		1			1
El Paso Health Care Center			1	100%	1
PALM SPRINGS GENERAL HOSPITAL			1	100%	1
PUTNAM CO HOSPITAL-D/B/A ASBURY TOWERS		1			1
COOPER CLINIC			1	100%	1
HERNANDO COUNTY HEALTH DEPT			1	100%	1
EXCEL URGENT CARE OF NJ			1	100%	1
BROOKDALE PADDOCK HILLS		1			1
Bivins Pointe			1	100%	1
SAINT JOSEPH'S HOSPITAL AND MEDICAL CENTER		1			1
OHIO VALLEY MANOR NURSING &		1			1
LITTLE COMPANY OF MARY HOSPITAL			1	100%	1
FLAGLER COUNTY BOARD OF COUNTY COMMISSIONERS			1	100%	1
ADVENT HEALTH APOPKA		1			1
GREENTREE MEDICAL CENTER			1	100%	1
SMITH KLINE			1	100%	1
UNIV OF NORTH ALABAMA HEALTH CENTER		1			1
MERCY - NORTH IOWA			1	100%	1
VIRTUA WEST JERSEY HOSPITAL		1			1
PRACTITIONERS IN MOTION			1	100%	1
HEALTH FIRST MEDICAL GROUP LLC			1	100%	1
GRACE HEALTHCARE OF LAKE WALES		1			1
MORNINGSIDE NURSING AND REHABILITATION		1			1
TALLAHASSEE PRIMARY CARE ASSOCIATES PA			1	100%	1
CONVENIENT MEDICAL AND HEALTH SERVICES			1	100%	1
ENCOMPASS HEALTH HOME HEALTH		1			1
FLORHAM PARK ENDOSCOPY CENTER		1			1
GOLDING-GRANADO MEDICAL ASSOCIATES		1			1
MINUTE CLINIC DIAGNOSTICS OF IN, LLC #6252		1			1
CLERMONT HEALTH DEPARTMENT			1	100%	1
PALMS OF FT MYERS,THE			1	100%	1
ManorCare Rehabilitation Center- Decatur		1			1
HAMILTON CHD		1			1
LEHIGH PULMONARY ASSOCIATES			1	100%	1
Ash Flat Healthcare and Rehabilitation Center			1	100%	1
VILLAGES REHABILITATION AND NURSING CENTER		1			1
ATRIA TAMARAC			1	100%	1
MIDDLE TENN MENTAL HEALTH INSTITUTE		1			1
ST MARY'S OF SAGINAW		1			1
ABBAY MANOR RETIREMENT RESIDENCE INC		1			1

COVID-19: testing by laboratory

Data through Dec 9, 2020 verified as of Dec 10, 2020 at 09:25 AM

Data in this report are provisional and subject to change.

The numbers in the table below represent the number of Florida and non-Florida residents for whom test results were received by the Department of Health. A person can be tested by more than one laboratory and can have both positive and negative results. **Therefore, the sum of the numbers in each column will be larger than the total number of people tested.**

Reporting lab	Inconclusive	Negative	Positive	Percent positive	Total
BERKSHIRE MEDICAL CENTER			1	100%	1
Garden View Care Center at Dougherty Ferry		1			1
PENINSULA REGIONAL MED CTR LAB			1	100%	1
LAKESIDE MEDICAL CENTER		1			1
NOVALIFE MEDSPA			1	100%	1
MOBILE MEDICAL ASSOCIATES PL			1	100%	1
OAKMONT WEST- GREENVILLE SC		1			1
BAYFRONT HEAL WOUND CARE AND HYPERBARIC CENTER			1	100%	1
WINDSOR MANOR			1	100%	1
BLOOMINGDALE PEDIATRIC ASSOCIATES PA			1	100%	1
PEACHEALTH LABORATORIES		1			1
SACRED HEART MEDICAL CENTER			1	100%	1
MINUTECLINIC DIAGNOSTIC OF NORTH CAROLINA PC #5341		1			1
HEALTH GUAGE			1	100%	1
ST. LUKE'S HOSPITAL - BETHLEHEM CAMPUS		1			1
STEWART MEDICAL GROUP INC			1	100%	1
KEY WEST BRANCH MEDICAL CLINIC			1	100%	1
BLACK STALLION WALK IN AND EXERCISE CLINICS LLC		1			1
GSM OCED Subsection			1	100%	1
US LABORATORIES			1	100%	1
BRISTOL REGINAL MEDICAL CENTER			1	100%	1
FLORIDA DEPARTMENT OF HEALTH (FDOH)			1	100%	1
ARDEN COURTS OF PALM HARBOR			1	100%	1
FLORIDA SCHOOL FOR THE DEAF AND THE BLIND			1	100%	1
SOUTH FLORIDA PEDIATRIC PARTNERS			1	100%	1
LEGACY ER & URGENT CARE - FRISCO WEST			1	100%	1
Cerenity Senior Care-White Bear Lake		1			1
LABORATORY COPRORATION OF AMERICA			1	100%	1
HENDRY REGIONAL CONVENIENT CARE CENTER			1	100%	1
MEMORIAL HOSPITAL - BELLEVILLE			1	100%	1
Villa Maria			1	100%	1
MRMC LAB MICRO			1	100%	1
JOSHUA E CHESIR MD		1			1
Buena Vista Care Center		1			1
ALTA BATES SUMMIT MEDICAL CENTER CLINICAL LAB			1	100%	1
SOUTH LAKE FAMILY HEALTH CENTER			1	100%	1
FLORIDA DEPARTMENT OF HEALTH SEMINOLE COUNTY		1			1
Mountain View Manor			1	100%	1
MOORE CLINICAL RESEARCH INC			1	100%	1
COVID TESTING LLC			1	100%	1
MAINE HEALTH AND ENVIRONMENTAL TESTING LABORATORY			1	100%	1
SOUTHWOOD NURSING & RETIREMENT CENTER		1			1
HOLY FAMILY MEDICAL CENTER		1			1
MIDLAND MEMORIAL HOSPITAL			1	100%	1
PASCO COUNTY HEALTH DEPARTMENT			1	100%	1
EAST FL CORE LAB			1	100%	1
NORTH RIVER FAMILY HEALTH CENTER			1	100%	1

COVID-19: testing by laboratory

Data through Dec 9, 2020 verified as of Dec 10, 2020 at 09:25 AM

Data in this report are provisional and subject to change.

The numbers in the table below represent the number of Florida and non-Florida residents for whom test results were received by the Department of Health. A person can be tested by more than one laboratory and can have both positive and negative results. **Therefore, the sum of the numbers in each column will be larger than the total number of people tested.**

Reporting lab	Inconclusive	Negative	Positive	Percent positive	Total
ROYAL OAK MEDICAL CENTER LLC DBA CHARACTER FAMILY			1	100%	1
OMNICARE PHARMACY OF TEXAS 1, LP		1			1
CHRISTUS SPOHN HOSPITAL			1	100%	1
PELICAN STATE OUTPATIENT CENTER			1	100%	1
MINUTECLINIC DIAGNOSTIC MED GRP OF CA		1			1
TMH CANCER CENTER LABORATORY			1	100%	1
SHANDS JACKSONVILLE CLINICAL CENTER			1	100%	1
HOLYOKE MEDICAL CENTER			1	100%	1
YOUR KIDS URGENT CARE			1	100%	1
ST. PETERSBURG PEDIATRICS- 38TH AVENUE			1	100%	1
PARKWAY REGIONAL MEDICAL CENTER LAB			1	100%	1
THYROID SPECIALTY LABORATORY			1	100%	1
OHIOHEALTH URGENT CARE			1	100%	1
ANDREWS			1	100%	1
SIGNATURE CARE COLLEGE STATION			1	100%	1
MULBERRY'S MOBILE PROVIDER SERVICES LLC			1	100%	1
LAB. CORP. OF AMERICA			1	100%	1
MOBILE RESPONSE DIAGNOSTICS LLC		1			1
VELOCITY URGENT CARE			1	100%	1
Riverside Nursing & Rehabilitation Center		1			1
Oak Hill Health & Rehabilitation Center			1	100%	1
PROVIDENCE HOSPITAL			1	100%	1
NEW YORK CITY DEPARTMENT OF HEALTH			1	100%	1
SCRIPPS CLINIC MEDICAL			1	100%	1
TALLAHASSEE MEMORIAL HEALTHCARE			1	100%	1
SUNY AT STONY BROOK			1	100%	1
CARTERSVILLE MEDICAL CENTER			1	100%	1
TAMPA INTERNATIONAL AIRPORT			1	100%	1
MEDEXPRESS URGENT CARE PLEASANT HILLS		1			1
VIERA HEALTH AND REHABILITATION CENTER			1	100%	1
SPECTRUM LUDINGTON			1	100%	1
HOLMES FAMILY PRACTICE PA			1	100%	1
CLIFTON-FINE HOSPITAL LABORATORY		1			1
STAMFORD HOSPITAL			1	100%	1
SPRINGFIELD HOSPITAL			1	100%	1
PULSE MEDICAL GROUP INC			1	100%	1
ASCENSION ST VINCENT'S MEDICAL CENTER			1	100%	1
PINNACLE DIALYSIS		1			1
IDAHO HEALTH DEPARTMENT			1	100%	1
Oakview Manor Health and Rehab		1			1
HANCOCK REGIONAL HOSPITAL		1			1
LADY OF THE SEA HOSPITAL LAB			1	100%	1
CLINICAL LABORATORY DEPARTMENT			1	100%	1
INNOVATIVE HEALTH DIAGNOSTIC OF CALIFORNIA			1	100%	1
PROFESSIONAL HEALTH EXAMINERS			1	100%	1
Bolingreen Health and Rehabilitation		1			1
BRIDGE DIAGNOSTICS			1	100%	1

COVID-19: testing by laboratory

Data through Dec 9, 2020 verified as of Dec 10, 2020 at 09:25 AM

Data in this report are provisional and subject to change.

The numbers in the table below represent the number of Florida and non-Florida residents for whom test results were received by the Department of Health. A person can be tested by more than one laboratory and can have both positive and negative results. **Therefore, the sum of the numbers in each column will be larger than the total number of people tested.**

Reporting lab	Inconclusive	Negative	Positive	Percent positive	Total
PSL JAX BEACH OPERATIONS LLC			1	100%	1
MEDEXPRESS URGENT CARE - PANTOPS		1			1
ALLIED PEDIATRICS & FAMILY MEDICINE			1	100%	1
GIBSON AREA PRIMARY CARE			1	100%	1
SHELBYVILLE HOSPITAL COMPANY		1			1
SANTA MONICA CA-UCLA MC			1	100%	1
MEDEXPRESS URGENT CARE-SCOTT TOWNSHIP		1			1
HENRY FORD HOSPITAL			1	100%	1
University Plaza Rehabilitation and Nursing			1	100%	1
MEDEXPRESS URGENT CARE - SOUTH CHARLESTON		1			1
HOUSTON METHODIST HOSPITAL			1	100%	1
Diversicare of Smyrna		1			1
MOUNT SINAI MEDICAL CENTER AVENTURA ER			1	100%	1
HENRY FORD WEST BLOOMFIELD HOSPITAL			1	100%	1
CHILDRENS SPECIALIST PEDIATRIC PULMMOLOGY &			1	100%	1
EXPRESS CARE OF TAMPA BAY LLC		1			1
HABANA HEALTH CARE CENTER			1	100%	1
SOS MOBILE MEDICAL CARE LLC		1			1
ALLEGHENY GENERAL HOSPITAL			1	100%	1
TENNESSEE VALLEY HCS			1	100%	1
LOUISIANA STATE LAB			1	100%	1
HEALTH AND WELLNESS CENTER			1	100%	1
Sherwood Oaks Health Center			1	100%	1
UF KANAPAHA LAB BEAKER		1			1
BLUFFTON HEALTH CENTER			1	100%	1
SILVERMAN			1	100%	1
BRONSON METHODIST HOSPITAL			1	100%	1
2504-HOMEWOOD		1			1
PHYSICIANS URGENT CARE			1	100%	1
NEW YORK UNIVERSITY MEDICAL CENTER			1	100%	1
RENFREW CENTERS INC		1			1
RENOWN REGIONAL MEDICAL CENTER			1	100%	1
ADVENTHEALTH MEDICAL GROUP PEDIATRICS		1			1
SWEDISH COVENANT HOSPITAL			1	100%	1
MINUTECLINIC LLC #4024			1	100%	1
PREMIER PEDIATRICS			1	100%	1
UNIVERSITY OF SOUTH FLORIDA			1	100%	1
HALIFAX HEALTH PRIMARY CARE			1	100%	1
GATEWAY LABORATORIES		1			1
PEDIATRICS URGENT CARE, LLC			1	100%	1
BAYCARE OUTREACH LAB WH SOUTH			1	100%	1
TMH PHYSICIAN PARTNERS QUINCY			1	100%	1
Florida Baptist Retirement Center		1			1
LAB TEST KENDALL LLC		1			1
MEMORIAL HOSPITAL WEST			1	100%	1
MEDEXPRESS URGENT CARE - MBURG COMMONS		1			1
GALVESTON COUNTY HEALTH DISTRICT			1	100%	1

COVID-19: testing by laboratory

Data through Dec 9, 2020 verified as of Dec 10, 2020 at 09:25 AM

Data in this report are provisional and subject to change.

The numbers in the table below represent the number of Florida and non-Florida residents for whom test results were received by the Department of Health. A person can be tested by more than one laboratory and can have both positive and negative results. **Therefore, the sum of the numbers in each column will be larger than the total number of people tested.**

Reporting lab	Inconclusive	Negative	Positive	Percent positive	Total
REEVES COUNTY HOSPITAL DISTRICT			1	100%	1
MEDICAL ASSOCIATES OF CARTER		1			1
Heritage of Red Cloud		1			1
ST JOSEPHS HOSPITAL SOUTH HOSPITAL			1	100%	1
SPORTS MEDICINE CLINIC - U OF WYOMING			1	100%	1
EASTERN FLORIDA STATE COLLEGE – PALM BAY CAMPUS□			1	100%	1
PARRISH MEDICAL GROUP			1	100%	1
MEDSTAR HEALTH URGENT CARE			1	100%	1
GIFFORD MEMORIAL HOSPITAL		1			1
OVIEDO CHILDRENS HEALTH CENTER LLC		1			1
MINUTECLINIC DIAGNOSTIC OF TN PC #386		1			1
Senatobia Healthcare & Rehab		1			1
PALMA CEIA MED GROUP-SWANN		1			1
NEW YORK STATE DEPTARTMENT OF HEALTH			1	100%	1
UNIVERSITY OF BALTIMORE WASHINGTON MEDICAL CENTER			1	100%	1
CYPRESS VILLAGE REHAB CENTER		1			1
CARESOUTH HHA HOLDINGS OF THE TREASURE COAST LLC			1	100%	1
PARK AVENUE PEDIATRICS PC		1			1
Livingston County Center for Nursing and Rehabilitation		1			1
BL DIAGNOSTICS LLC			1	100%	1
Lemont Nursing and Rehab Center			1	100%	1
ACCESS HEALTH CARE PHYSICIANS			1	100%	1
PENSACOLA PATHOLOGY		1			1
FLORIDA HOSPITAL LAB			1	100%	1
Mill Valley Care Center		1			1
CHIEFLAND MEDICAL CENTER			1	100%	1
PALMETTO PRIMARY CARE PHYSICIANS			1	100%	1
BOULDER COMMUNITY HOSPITAL			1	100%	1
NEMOURS CHILDREN’S PRIMARY CARE			1	100%	1
MEDEXPRESS URGENT CARE-BRENTWOOD		1			1
MIAMI BEACH COMMUNITY HEALTH CENTER INC			1	100%	1
The Pines at Poughkeepsie Center for Nursing and Rehabilitation		1			1
MOUNT SINAI AVENTURA DIAGNOSTIC CENTER			1	100%	1
MEDCARE QUALITY MEDICAL CENTER LLC			1	100%	1
SKYRIDGE CLINICAL ASSOCIATES		1			1
WALKONCLINIC			1	100%	1
INTERMOUNTAIN MEDICAL CENTER			1	100%	1
FLORIDA HEART AND VASCULAR MULTISPECIALTY GROUP PA			1	100%	1
NORTHEAST TEXAS DIALYSIS		1			1
Conway Lakes Health and Rehabilitation Center		1			1
The Palms Nursing and Rehabilitation		1			1
Community Care Center of Heritage House, LLC			1	100%	1
HARDIN MEMORIAL HOSPITAL - HEARTLAND PATHOLOGY CONSULTANTS			1	100%	1
MINUTECLINIC LLC # 3930			1	100%	1
MEDEXPRESS - NEW CASTLE, DUPONT HWY		1			1
49D2045214PHYSICIAN OFFICE-WAIVER-MEDEXPRESS URGENT CARE - HARRISONBU		1			1
TMH PHYSICIAN PARTNERS			1	100%	1

COVID-19: testing by laboratory

Data through Dec 9, 2020 verified as of Dec 10, 2020 at 09:25 AM

Data in this report are provisional and subject to change.

The numbers in the table below represent the number of Florida and non-Florida residents for whom test results were received by the Department of Health. A person can be tested by more than one laboratory and can have both positive and negative results. **Therefore, the sum of the numbers in each column will be larger than the total number of people tested.**

Reporting lab	Inconclusive	Negative	Positive	Percent positive	Total
MEDEXPRESS URGENT CARE - CLARKSBURG		1			1
WINCHESTER HOSPITAL			1	100%	1
LUTHERAN HAVEN EXTENDED CONGREGATE CAR		1			1
MOSAIC MEDICAL CENTER MARYVILLE			1	100%	1
NADAL PEDIATRICS		1			1
SPRINGHILL SENIOR RESIDENCE		1			1
BAPTIST HOSPITAL EMPLOYEE HEALTH OFF			1	100%	1
MED TECH CLINICAL LABORATORY		1			1
GEORGETOWN URGENT CARE			1	100%	1
UPMC NORTHWEST HOSPITAL			1	100%	1
CVS MINUTE CLINIC DIAGNOSTIC PA #3060		1			1
BROOKS -TLC HOSPITAL SYSTEM			1	100%	1
COVENANT HEALTH		1			1
PORTSMOUTH REG. HOSPITAL			1	100%	1
LIFESPAN HEALTH - SELMER		1			1
ROCKLEDGE HEALTH & REHABILITATION CENTER			1	100%	1
PORT ORANGE NURSING & REHAB			1	100%	1
BIOMAT ORLANDO		1			1
ACCESS MEDICAL GROUP OF TAMPA INC			1	100%	1
SERENADES BY SONATA		1			1
ALLEGANY COUNTY DEPARTMENT OF HEALTH		1			1
Oakwood - North Baldwins Center for Living		1			1
ORLANDO HEALTH PHYSICIAN GROUP			1	100%	1
Sanford Health & Rehabilitation			1	100%	1
NEWTON MEMORIAL HOSPITAL		1			1
LSU MEDICAL CENTER			1	100%	1
MID - FLORIDA PATHOLOGY LLC			1	100%	1
ORMC-ARDEN/EOI			1	100%	1
MEDEXPRESS URGENT CARE MORGANTOWN		1			1
ONE MEDICAL GROUP		1			1
Miller Health Care Center			1	100%	1
BUENA VIDA ESTATES			1	100%	1
UF HEALTH THE VILLAGES			1	100%	1
MINUTE CLINIC OF KANSAS PA			1	100%	1
AFTER HOURS PEDS			1	100%	1
CARENOW URGENT CARE - CENTRAL AUSTIN			1	100%	1
LIBERTY HEALTH CENTER			1	100%	1
FRASER MEMORIAL HOSPITAL			1	100%	1
Chateau Living Center			1	100%	1
HARBOUR'S EDGE		1			1
Vi at Aventura		1			1
MINUTECLINIC LLC #5157			1	100%	1
CONWAY MEDICAL CENTER			1	100%	1
ADVANCED LABORATORY SERVICES			1	100%	1
SOUTHERN WINDS			1	100%	1
CROSS CREEK HEALTH CARE		1			1
Good Samaritan Society - Albion		1			1

COVID-19: testing by laboratory

Data through Dec 9, 2020 verified as of Dec 10, 2020 at 09:25 AM

Data in this report are provisional and subject to change.

The numbers in the table below represent the number of Florida and non-Florida residents for whom test results were received by the Department of Health. A person can be tested by more than one laboratory and can have both positive and negative results. **Therefore, the sum of the numbers in each column will be larger than the total number of people tested.**

Reporting lab	Inconclusive	Negative	Positive	Percent positive	Total
COMMONWEALTH OF VIRGINIA DIVISION OF CONSOLIDATED LABORATORY SERVICES			1	100%	1
SELF REGIONAL HEALTHCARE			1	100%	1
SUNCOAST COMMUNITY HEALTH CENTERS INC		1			1
SPECTRUM LABORATORY			1	100%	1
LAKEVIEW REGIONAL HOSPITAL			1	100%	1
CITY OF NEW YORK DEPARTMENT OF HEALTH			1	100%	1
COSTCO PHARMACY #1023			1	100%	1
STANLY REGIONAL MEDICAL CENTER			1	100%	1
CARE STATION MEDICAL GROUP		1			1
Longwood Community Living Center		1			1
MEDEXPRESS URGENT CARE - ANDERSON		1			1
NORTH SHORE HEMATOLOGY-ONCOLOGY ASSOCIATES		1			1
NORTH FLORIDA CHILD DEVELOPMENT, INC			1	100%	1
CENTRAL TX URGENT CARE			1	100%	1
FLORIDA STATE UNIVERSITY HEALTH SERVICES			1	100%	1
VALLEY MEDICAL LABORATORY			1	100%	1
STEINHATCHEE DRUGS			1	100%	1
NHLS		1			1
LAKE REGIONAL HEALTH			1	100%	1
HYDE PARK MEDICAL CENTER		1			1
POMPANO BEACH ARTIFICIAL KIDNEY CENTER			1	100%	1
ONPOINT URGENT CARE			1	100%	1
BREVARD FAMILY WALK IN CLINIC			1	100%	1
BOSTON MEDICAL CENTER			1	100%	1
ARIZONA STATE LABORATORY			1	100%	1
441 URGENT CARE-MULBERRY			1	100%	1
CAH ACQUISITION COMPANY 11 LLC			1	100%	1
PRECISION CLINICAL RESEARCH			1	100%	1
ADVENTHEALTH CENTRA CARE PONCIANA			1	100%	1
WALKIN MEDICAL URGENT CARE,NEW CITY			1	100%	1
FLORIDA DEPARTMENT OF HEALTH PALM BEACH COUNTY			1	100%	1
FHPG SURGICAL ASSOCIATES OF EAST PASCO			1	100%	1
CARE POINT HEALTH AND WELLNESS CENTER		1			1
SPARTANBURG REGIONAL MEDICAL CENTER			1	100%	1
RCP OF MEMORIAL WEST			1	100%	1
WEST VIRGINIA UNIVERSITY HOSPITALS			1	100%	1
FALKVILLE HEALTHCARE		1			1
Brio of Johnston		1			1
HILTON HEAD HOSPITAL/INPATIENT			1	100%	1
SIGNATURE CARE MEMORIAL CITY			1	100%	1
CITRONELLE HEALTH AND REHABILITATION CENTER		1			1
TEXAS HEALTH ARLINGTON MEMORIAL		1			1
PUBLIX PHARMACY #1114			1	100%	1
MEDEXPRESS URGENT CARE - WEIRTON		1			1
ST. JOHN HOSPITAL & MEDICAL CENTER			1	100%	1
OMAHA VA MEDICAL CENTER			1	100%	1
DIXITKUMAR N MODI MD PA			1	100%	1

COVID-19: testing by laboratory

Data through Dec 9, 2020 verified as of Dec 10, 2020 at 09:25 AM

Data in this report are provisional and subject to change.

The numbers in the table below represent the number of Florida and non-Florida residents for whom test results were received by the Department of Health. A person can be tested by more than one laboratory and can have both positive and negative results. **Therefore, the sum of the numbers in each column will be larger than the total number of people tested.**

Reporting lab	Inconclusive	Negative	Positive	Percent positive	Total
MEDEXPRESS URGENT CARE - WASHINGTON		1			1
WELLCARE URGENT CARE			1	100%	1
SOUTHERN HILLS MEDICAL CENTER			1	100%	1
ROCKWALL URGENT CARE			1	100%	1
STANDIFER PLACE		1			1
CAREMED CLINIC LLC			1	100%	1
HAMILTON CI MAIN UNIT ANNEX/ WORK CAMP			1	100%	1
WALGREENS #06025		1			1
INSPIRE HEALTHCARE CENTER			1	100%	1
TIMPANOGOS REGIONAL HOSPITAL			1	100%	1
AVERA ST. MARY'S HOSPITAL			1	100%	1
TITUSVILLE CENTER FOR SURGICAL EXCELLENCE LLC		1			1
TENNOVA HEALTHCARE - CLEVELAND			1	100%	1
BIOMERIEUX			1	100%	1
INTERNATIONAL MEDICAL LABORATORY INC		1			1
Gulfport Rehabilitation Center			1	100%	1
FLORIDA KEYS PED AND ADOLES CTR			1	100%	1
WINCHESTER MEDICAL CENTER			1	100%	1
FLORIDA FAMILY LABORATORY		1			1
ADVENT HEALTH CENTRAL TEXAS		1			1
MEDICAL PAVILION CLINIC			1	100%	1
CARE CENTERS OF NASSAU, LLC - HENDRICKS RD		1			1
PROGRESSIVE MEDICAL LAB LLC			1	100%	1
LAKE CONWAY URGENT CARE LLC		1			1
BOND COUNTY HEALTH DEPARTMENT			1	100%	1
CARESPOT EXPRESS HEALTHCARE BOYNTON BEACH			1	100%	1
MEA PRIMARY CARE PLUS BYRAM			1	100%	1
FAIRVIEW SOUTHDALE			1	100%	1
BRANDON REGIONAL EMERGENCY CTR			1	100%	1
HARRIS URGENT CARE CENTER			1	100%	1
CLERMONT PEDIATRICS, PA			1	100%	1
SOUTHWEST FLORIDA DIVISION LAB			1	100%	1
NEVADA DEPARTMENT OF HEALTH AND HUMAN SERVICES			1	100%	1
LAWRENCE GENERAL HOSPITAL			1	100%	1
AFFILIATED LABORATORIES INC			1	100%	1
MEDICAL ASSOCIATES OF PINELLAS - LAB			1	100%	1
CVA MINUTE CLINIC DIAGNOSTIC OF VIRGINIA, LLC		1			1
BRIGHAM AND WOMEN'S HOSPITAL			1	100%	1
Lab MSMC Hialeah			1	100%	1
SACRED HEART HEALTH SYSTEM- MIDWIFE PROGRAM			1	100%	1
Shoreline Care Center			1	100%	1
SHAMRA MEDICAL LABORATORY			1	100%	1
ALLIANCE LABORATORY SERVICES			1	100%	1
DISCOVERY AT HOME, LLC			1	100%	1
LAKE BALDWIN			1	100%	1
WHITE-WILSON MEDICAL CENTER - FORT WALTON BEACH			1	100%	1
BIOMAT USA			1	100%	1

COVID-19: testing by laboratory

Data through Dec 9, 2020 verified as of Dec 10, 2020 at 09:25 AM

Data in this report are provisional and subject to change.

The numbers in the table below represent the number of Florida and non-Florida residents for whom test results were received by the Department of Health. A person can be tested by more than one laboratory and can have both positive and negative results. **Therefore, the sum of the numbers in each column will be larger than the total number of people tested.**

Reporting lab	Inconclusive	Negative	Positive	Percent positive	Total
Rio Grande City Nursing and Rehab Center			1	100%	1
ADVENTHEALTH PHYSICIAN GROUP – APPLEWOOD			1	100%	1
TRUMAN MEDICAL CENTER - HOSPITAL HILL			1	100%	1
MEDEXPRESS URGENT CARE - ROSS TOWNSHIP		1			1
ALPHA CLINICAL LABORATORY CORP.			1	100%	1
MARYLAND DEPARTMENT OF HEALTH AND MENTAL HYGIENE-LABORATORIES			1	100%	1
HEALTHQUEST, INC			1	100%	1
MEDICAL ASSOCIATES OF BREVARD LLC		1			1
SKY RIDGE MEDICAL CENTER - MICRO			1	100%	1
FIU HEALTH CARE CENTER			1	100%	1
MAYO CLINIC BEACHES PRIMARY CARE CTR		1			1
MANSFIELD MEDICAL LODGE			1	100%	1
ALL CARE URGENT CARE			1	100%	1
A.G. Rhodes		1			1
WAKULLA COUNTY HEALTH DEPARTMENT		1			1
TENNOVA ER - SANGO			1	100%	1
JACKSON MADISON CO. GEN. HOSPITAL			1	100%	1
HUNEYCUTT FAMILY PRACTICE			1	100%	1
SURGERY CENTER, THE			1	100%	1
SACRED HEART HEALTH SYSTEM, INC			1	100%	1
Autumn Care of Suffolk		1			1
LITTLE FALLS HOSPITAL LABORATORY		1			1
BEAUMONT HOSPITAL			1	100%	1
MD NOW URGENT CARE MEDICAL CENTERS INC			1	100%	1
FRESENIUS SOUTH FORT MYERS		1			1
SUN CLINICAL LABORATORIES			1	100%	1
LABCORP TAMPA		1			1
CFHC - FROSTPROOF			1	100%	1
CANDLER HOSPITAL			1	100%	1
SOUTHERN SPRINGS HEALTH CARE		1			1
Kindred Hospital South Florida Hollywood SNU			1	100%	1
ADVENTHEALTH MEDICAL GROUP FAMILY AND INTERNAL			1	100%	1
ER NEAR ME HULEN		1			1
FLORIDA EPIDEMIOLOGY PROGRAM			1	100%	1
BLOOD SYSTEMS LABORATORIES			1	100%	1
LEELANAU OPCO, LLC		1			1
VETERANS AFFAIRS MEDICAL CENTER - GREATER LOS ANGELES			1	100%	1
PALM BEACH DIABETES AND ENDOCRINE SPECIALISTS, PA			1	100%	1
GRAND VILLA OF PINELLAS PARK			1	100%	1
BAYOU URGENT CARE			1	100%	1
LAKE LURE HEALTH CENTER			1	100%	1
HELGEMO & LIQU PEDIATRICS			1	100%	1
NORTH CAROLINA STATE LABORATORY OF PUBLIC HEALTH, SPECTRUM LAB NETWORK			1	100%	1
FAMILY MEDICAL CENTERS			1	100%	1
HIGHLANDS CLINICAL LABORATORY			1	100%	1
FLORIDA HOSPITAL TRANSPLANT CENTER		1			1
ADVENTHEALTH MEDICAL GROUP ADULT AND SENIOR HEALTH			1	100%	1

COVID-19: testing by laboratory

Data through Dec 9, 2020 verified as of Dec 10, 2020 at 09:25 AM

Data in this report are provisional and subject to change.

The numbers in the table below represent the number of Florida and non-Florida residents for whom test results were received by the Department of Health. A person can be tested by more than one laboratory and can have both positive and negative results. **Therefore, the sum of the numbers in each column will be larger than the total number of people tested.**

Reporting lab	Inconclusive	Negative	Positive	Percent positive	Total
ST.ELIZABETH HEALTH CENTER	1				1
LAURELLWOOD NURSING CENTER		1			1
ORCHID TERRACE		1			1
DR. PHILLIPS MEDICAL WELLNESS CENTER			1	100%	1
GUIDEWELL EMERGENCY MEDICINE DOCTORS LLC			1	100%	1
LINCOLN MEDICAL CENTER		1			1
Luther Acres Manor		1			1
VALLEY HOSPITAL MEDICAL CENTER		1			1
LONGWOOD PEDIATRICS LLC			1	100%	1
KAISER PERMANENTE REGIONAL REFERENCE LABORATORY		1			1
SOUTH BEND MEDICAL FOUNDATION			1	100%	1
CALIFORNIA PUBLIC HEALTH LABORATORY			1	100%	1
DSI LABORATORIES-NAPLES-7TH			1	100%	1
Masonic Medical Research Institute			1	100%	1
SV MOBILE HEALTH			1	100%	1
SANTA ROSA PEDIATRICS			1	100%	1
OXY-GENLAB			1	100%	1
CAROLINAS HEALTHCARE SYSTEM LAB			1	100%	1
CVS HEALTH, #5962		1			1
MEMORIAL HEALTH SYSTEM		1			1
MEDEXPRESS URGENT CARE - IRVING		1			1
RIVERWOOD HEALTH NH LLC		1			1
Carington Park			1	100%	1
EASTSIDE MEDICAL CLINIC		1			1
EDGAR PRICE FAMILY & CHILDREN HEALTHCARE CENTER			1	100%	1
MED CHOICE CENTER OF NORTH MIAMI			1	100%	1
INTERNAL MEDICINE GROUP OF CENTRAL FLORIDA			1	100%	1
STONECREST MEDICAL CENTER		1			1
MEDICAL CLINIC OF HOUSTON			1	100%	1
REGIONAL MEDICAL LABORATORY			1	100%	1
ST. LUKES HOSPITAL			1	100%	1
MADISON FACILITY INC			1	100%	1
ST VINCENTS AMBULATORY CARE INC			1	100%	1
MEDEXPRESS URGENT CARE - NORTH LITTLE		1			1
ST JOHNS PEDIATRICS PA		1			1
BAYCARE OUTREACH LAB			1	100%	1
LAKEVIEW HEALTH CARE SYSTEM LLC			1	100%	1
Greystone Health Care Center		1			1
LIFEGUARD AMBULANCE SERVICE LLC - BAY COUNTY			1	100%	1
BORINQUEN HEALTH CENTER			1	100%	1
OAKWOOD HOSPITAL - SOUTHSHORE			1	100%	1
STUART SURGERY CENTER, LLC			1	100%	1
VA OPTOMETRY CLINIC			1	100%	1
LAS PALMAS MEDICAL CENTER			1	100%	1
CACERES SPECIALIZED GYNECOLOGY		1			1
MEDEXPRESS URGENT CARE - CHRISTIANBURG		1			1
Elm Crest Senior Living Community		1			1

COVID-19: testing by laboratory

Data through Dec 9, 2020 verified as of Dec 10, 2020 at 09:25 AM

Data in this report are provisional and subject to change.

The numbers in the table below represent the number of Florida and non-Florida residents for whom test results were received by the Department of Health. A person can be tested by more than one laboratory and can have both positive and negative results. **Therefore, the sum of the numbers in each column will be larger than the total number of people tested.**

Reporting lab	Inconclusive	Negative	Positive	Percent positive	Total
LEE MEMORIAL HOSPITAL BLOOD GAS LAB			1	100%	1
DESERT HOSPITAL/CPHU CLINICAL LABORATORY			1	100%	1
COLONIAL MEDICAL CENTER-EAST ORLANDO			1	100%	1
THE HEART HOSPITAL BAYLOR PLANO			1	100%	1
CYPRESS CREEK MEDICAL CENTER			1	100%	1
PRIMECARE AT PORT ORANGE			1	100%	1
CLINCLOUD, LLC			1	100%	1
AUSTIN PUBLIC HEALTH			1	100%	1
DONALSONVILLE HOSPITAL			1	100%	1
MEMORIAL HERMANN HOSPITAL			1	100%	1
ST MARYS MEDICAL CENTER			1	100%	1
DOCTORS CARE - GREER		1			1
LEE PHYSICIAN GROUP			1	100%	1
MEDONE URGENT CARE			1	100%	1
NATION'S BEST CARE HOME HEALTH			1	100%	1
QC LABORATORY			1	100%	1
AUGUSTA HEALTH CLINICAL LABORATORY			1	100%	1
Central Park Healthcare & Rehabilitation Center		1			1
SONNI'S PEDIATRICS			1	100%	1
ALPHA 1 ANTITRYPSIN RESEARCH PROGRAM			1	100%	1
Avera Sr. James Care Center		1			1
UMASS MEMORIAL MEDICAL CENTER, INC		1			1
WEST COAST CLINICAL LABS INC			1	100%	1
HOUSTON DEPARTMENT OF HEALTH AND HUMAN SERVICES			1	100%	1
SUMMIT LABORATORY			1	100%	1
Crowne Place Assisted Living		1			1
DOCTORS HEARING			1	100%	1
CRESTAR LABS			1	100%	1
BMC/NASSAU			1	100%	1
NHC Chattanooga			1	100%	1
RIVIERA BEACH HEALTH CENTER LAB			1	100%	1
PUBLIX PHARMACY #0332		1			1
DEACONESS URGENT CARE CENTER			1	100%	1
MY URGENT CARE CLINIC			1	100%	1
RAPID CITY REGIONAL HOSPITAL -579 ATTN. LABORATORY		1			1
SISTERS MISSION			1	100%	1
MISSION HOSPITAL			1	100%	1
BAYCARE MEDICAL GROUP INC			1	100%	1
SAINT ALPHONSUS REGIONAL MEDICAL CENTER			1	100%	1
PANCARE HEALTH GULF COUNTY			1	100%	1
WARD MEMORIAL HOSPITAL		1			1
PARKLAND HEALTH & HOSPITAL			1	100%	1
FAMILY MEDICINE AT WINTER PARK			1	100%	1
TITUSVILLE TOWERS ASSISTED LIVING		1			1
BAPTIST HOSPITAL LABORATORY			1	100%	1
MERITER LABORATORIES			1	100%	1
BEST MEDICAL CENTER		1			1

COVID-19: testing by laboratory

Data through Dec 9, 2020 verified as of Dec 10, 2020 at 09:25 AM

Data in this report are provisional and subject to change.

The numbers in the table below represent the number of Florida and non-Florida residents for whom test results were received by the Department of Health. A person can be tested by more than one laboratory and can have both positive and negative results. **Therefore, the sum of the numbers in each column will be larger than the total number of people tested.**

Reporting lab	Inconclusive	Negative	Positive	Percent positive	Total
MEDEXPRESS URGENT CARE - KOKOMO		1			1
TAYLOR MANOR		1			1
HARLEM HOSPITAL CENTER		1			1
Henry County Health and Rehabilitation		1			1
EAST END PEDIATRICS		1			1
BOLLES SCHOOL, THE			1	100%	1
CLINICAL LABORATORY		1			1
SHAH			1	100%	1
Imperial Healthcare Centre			1	100%	1
FULGENT GENETICS HOUSTON		1			1
COMMUNITY			1	100%	1
PEDIATRIC ASSOCIATES - JACKSONVILLE			1	100%	1
PRIME CARE FAMILY MEDICINE			1	100%	1
SAINT BARNABAS MEDICAL CENTER		1			1
VIVEX/UMTB BIOMEDICAL			1	100%	1
SOUTHWEST REGIONAL PCR LABORATORY			1	100%	1
GEORGE WASHINGTON UNIVERSITY HOSPITAL			1	100%	1
SARASOTA MEMORIAL HOSPITAL		1			1
HEALTHCARE ASSOCIATES OF IRVING, LLP			1	100%	1
Cortland Acres Association		1			1
Dulles Health and Rehab Center		1			1
NORWALK HOSPITAL			1	100%	1
HCL LABORATORIES			1	100%	1
CHESAPEAKE REGIONAL MEDICAL CENTER			1	100%	1
CFCH - FROSTPROOF			1	100%	1
JOSEPH SCHENKER MD PC		1			1
WHITE WILSON MEDICAL CENTER NEPHROLOGY			1	100%	1
CELEBRATION HOSPITAL			1	100%	1
ST. MARY'S HOSPITAL			1	100%	1
WILTON MANORS HEALTH & REHABILITATION CENTER			1	100%	1
OCALA FAMILY MEDICAL CENTER		1			1
HEALTH CARE SERVICES LC			1	100%	1
CELEBRATION FAMILY PHYSICIANS LLC			1	100%	1
NORTHCREST MEDICAL CENTER			1	100%	1
NDX-CORE LAB			1	100%	1
LRGHEALTHCARE		1			1
MID-FLORIDA PATHOLOGY LLC - MOBILE UNIT # 3			1	100%	1
Good Samaritan Society-Blackduck		1			1
TANGLEWOOD MANOR		1			1
PHYSICIANS PREMIER			1	100%	1
FLORIDA DEPARTMENT OF HEALTH IN LEE COUNTY			1	100%	1
Total	54,797	10,554,421	1,397,473	12%	12,006,691