

COVID-19: summary of cases and monitoring

Data through Dec 8, 2020 verified as of Dec 9, 2020 at 10:25 AM

Data in this report are provisional and subject to change.

Cases: people with positive PCR or antigen test result		Cases: people with positive PCR or antigen test result	
Total cases		Risk factors for Florida residents	
Florida residents	1,065,476	Traveled	9,753
Non-Florida residents	17,886	Contact with a known case	409,193
Type of testing		Traveled and contact with a known case	12,006
Florida residents	1,065,476	Neither	634,524
Positive by BPHL/CDC	40,542	No travel and no contact	135,967
Positive by commercial/hospital lab	1,024,934	Travel is unknown	349,823
PCR positive	957,017	Contact is unknown	257,623
Antigen positive	108,459	Contact is pending	208,122
Non-Florida residents	17,886	Travel can be unknown and contact can be unknown or pending for the same case, these numbers will sum to more than the "neither" total.	
Positive by BPHL/CDC	523		
Positive by commercial/hospital lab	17,363		
PCR positive	14,421		
Antigen positive	3,465		
Characteristics			
Florida residents hospitalized	57,210		
Florida resident deaths	19,462		
Non-Florida resident deaths	254		
Hospitalized counts include anyone who was hospitalized at some point during their illness. It does not reflect the number of people currently hospitalized.			
More information on deaths identified through death certificate data is available on the National Center for Health Statistics website at www.cdc.gov/nchs/nvss/vsrr/COVID19/index.htm .			

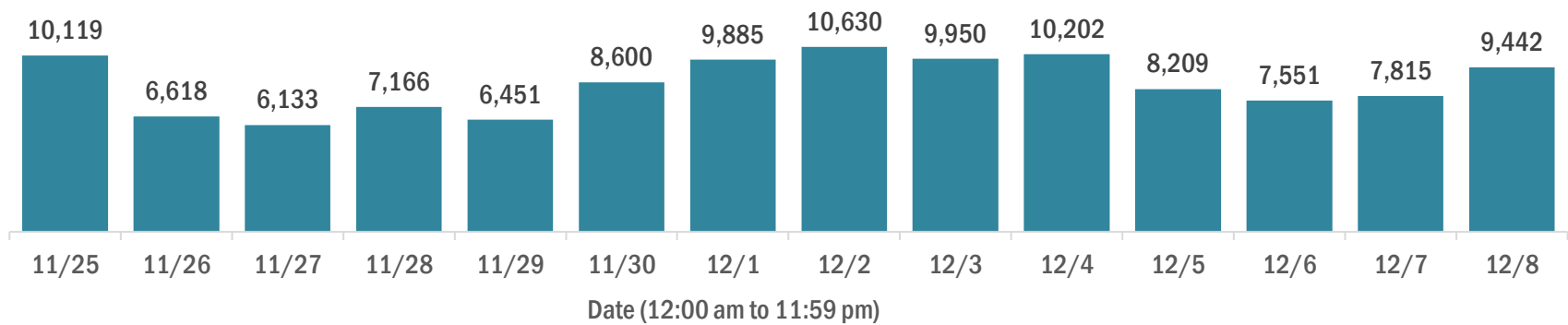
COVID-19: summary of laboratory testing

Data through Dec 8, 2020 verified as of Dec 9, 2020 at 10:25 AM

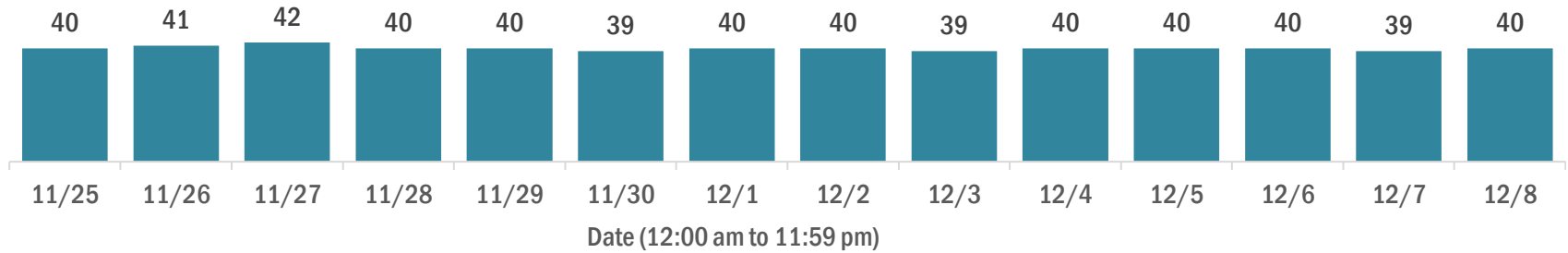
Data in this report are provisional and subject to change.

Cases in Florida residents per day for the past 2 weeks

Number of cases per day



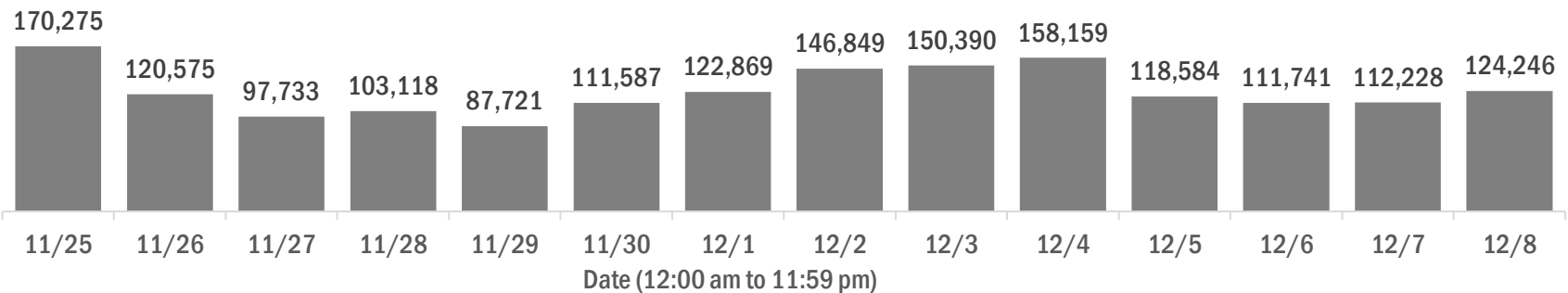
Median age of cases by day



Laboratory testing for Florida residents over the past 2 weeks

Number of Florida residents tested per day

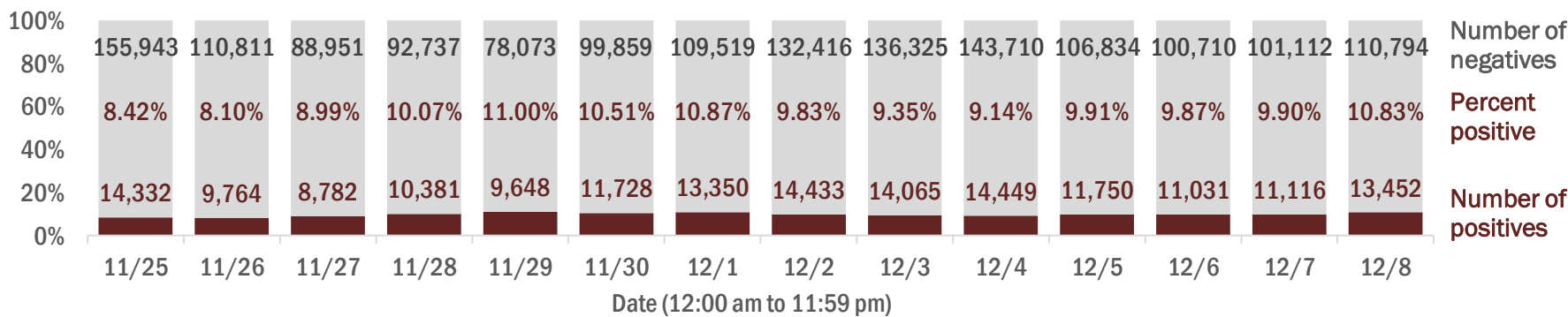
These counts include the number of people for whom the Department received PCR or antigen laboratory results by day. People tested on multiple days will be included for each day a new result was received. A person is only counted once for each day they are tested, regardless of whether multiple specimens are tested or multiple results are received.



Number and percent of Florida residents with positive test results

The percent of positive results ranged from 8.10% to 11.00% over the past 2 weeks and was 10.83% yesterday.

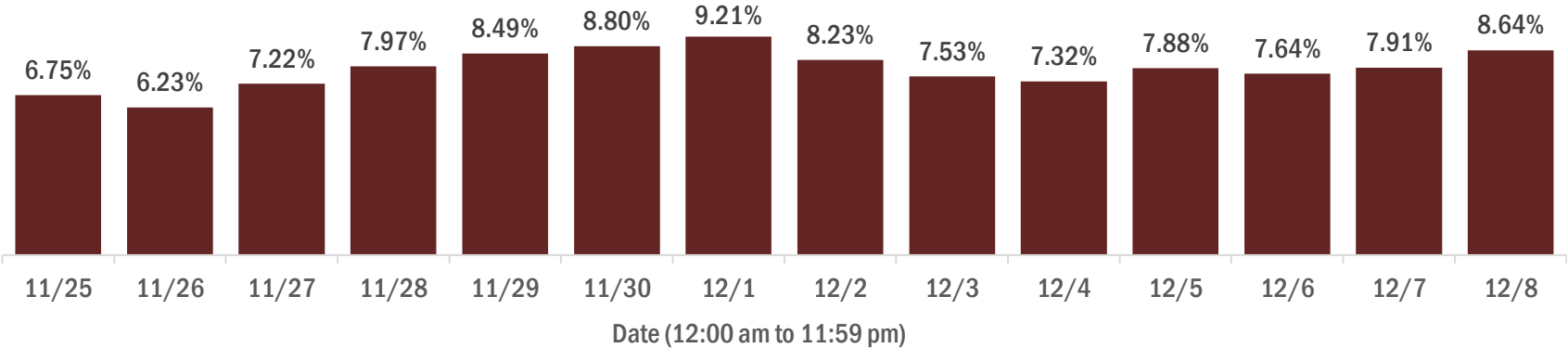
These counts include the number of people for whom the Department received PCR or antigen laboratory results by day. People tested on multiple days will be included for each day a new result was received. A person is only counted once for each day they are tested, regardless of whether multiple specimens are tested or multiple results are received. If a person has a positive specimen and a negative specimen in the same day, only the positive result is counted.



Percent positivity for new cases in Florida residents

The percent of positive results ranged from 6.23% to 9.21% over the past 2 weeks and was 8.64% yesterday.

This percent is the number of people who test PCR- or antigen-positive for the first time divided by all the people tested that day, excluding people who have previously tested positive.



COVID-19: characteristics of 1,065,476 Florida resident cases

Data through Dec 8, 2020 verified as of Dec 9, 2020 at 10:25 AM

Data in this report are provisional and subject to change.

Age group	Cases		Hospitalizations		Deaths	
0-4 years	18,452	2%	378	1%	0	0%
5-14 years	52,752	5%	351	1%	5	0%
15-24 years	171,278	16%	1,527	3%	33	0%
25-34 years	194,007	18%	3,119	5%	114	1%
35-44 years	167,579	16%	4,679	8%	326	2%
45-54 years	164,292	15%	7,017	12%	770	4%
55-64 years	138,644	13%	9,972	17%	2,143	11%
65-74 years	84,812	8%	11,558	20%	4,157	21%
75-84 years	47,773	4%	11,020	19%	5,747	30%
85+ years	24,815	2%	7,584	13%	6,167	32%
Unknown	1,072	0%	5	0%	0	0%
Total	1,065,476		57,210		19,462	

Gender	Cases	
Female	549,738	52%
Male	509,116	48%
Unknown	6,622	1%
Total	1,065,476	

Ethnicity	Cases		Hospitalizations		Deaths	
Hispanic	329,154	31%	15,608	27%	4,817	25%
Non-Hispanic	484,816	46%	38,588	67%	13,289	68%
Unknown	251,506	24%	3,014	5%	1,356	7%
Total	1,065,476		57,210		19,462	

Race and ethnicity	Cases		Hospitalizations		Deaths	
White	546,772	51%	35,930	63%	13,793	71%
Hispanic	217,360	20%	10,944	19%	3,834	20%
Non-Hispanic	293,062	28%	23,799	42%	9,303	48%
Unknown	36,350	3%	1,187	2%	656	3%
Black	146,437	14%	12,657	22%	3,517	18%
Hispanic	7,798	1%	530	1%	135	1%
Non-Hispanic	127,054	12%	11,831	21%	3,247	17%
Unknown	11,585	1%	296	1%	135	1%
Other race	146,336	14%	6,819	12%	1,528	8%
Hispanic	75,468	7%	3,747	7%	718	4%
Non-Hispanic	50,910	5%	2,763	5%	680	3%
Unknown	19,958	2%	309	1%	130	1%
Unknown race	225,931	21%	1,804	3%	624	3%
Hispanic	28,528	3%	387	1%	130	1%
Non-Hispanic	13,790	1%	195	0%	59	0%
Unknown	183,613	17%	1,222	2%	435	2%
Total	1,065,476		57,210		19,462	

Hospitalization counts include anyone who was hospitalized at some point during their illness. It does not reflect the number of people currently hospitalized. **Other race** includes any person with a race of American Indian/Alaskan native, Asian, native Hawaiian/Pacific Islander, or other.

COVID-19: deaths in Florida residents and staff of long-term care facilities

Data through Dec 8, 2020 verified as of Dec 9, 2020 at 10:25 AM

Data in this report are provisional and subject to change.

For current cases in residents or staff of long-term care facilities, please visit: <https://floridahealthcovid19.gov/>

County	Deaths		County	Deaths		County	Deaths	
Dade	877	<div></div> 12%	Osceola	97	<div></div> 1%	Gadsden	12	<div></div> 0%
Palm Beach	772	<div></div> 10%	Okaloosa	95	<div></div> 1%	Washington	12	<div></div> 0%
Pinellas	634	<div></div> 8%	Charlotte	93	<div></div> 1%	Gilchrist	11	<div></div> 0%
Broward	487	<div></div> 6%	Citrus	74	<div></div> 1%	Baker	9	<div></div> 0%
Hillsborough	427	<div></div> 6%	Clay	73	<div></div> 1%	Jefferson	8	<div></div> 0%
Polk	349	<div></div> 5%	Indian River	71	<div></div> 1%	Lafayette	8	<div></div> 0%
Lee	277	<div></div> 4%	Jackson	68	<div></div> 1%	Gulf	7	<div></div> 0%
Brevard	263	<div></div> 3%	Leon	57	<div></div> 1%	Calhoun	6	<div></div> 0%
Duval	261	<div></div> 3%	Suwannee	53	<div></div> 1%	Bradford	3	<div></div> 0%
Sarasota	242	<div></div> 3%	Highlands	49	<div></div> 1%	Desoto	3	<div></div> 0%
Orange	237	<div></div> 3%	St. Johns	48	<div></div> 1%	Flagler	3	<div></div> 0%
Volusia	189	<div></div> 2%	Bay	41	<div></div> 1%	Holmes	3	<div></div> 0%
St. Lucie	184	<div></div> 2%	Alachua	36	<div></div> 0%	Monroe	3	<div></div> 0%
Seminole	176	<div></div> 2%	Columbia	34	<div></div> 0%	Taylor	3	<div></div> 0%
Marion	174	<div></div> 2%	Sumter	29	<div></div> 0%	Hardee	2	<div></div> 0%
Escambia	153	<div></div> 2%	Nassau	28	<div></div> 0%	Levy	2	<div></div> 0%
Manatee	149	<div></div> 2%	Santa Rosa	23	<div></div> 0%	Dixie	1	<div></div> 0%
Collier	135	<div></div> 2%	Hendry	20	<div></div> 0%	Liberty	1	<div></div> 0%
Pasco	122	<div></div> 2%	Putnam	19	<div></div> 0%			
Martin	114	<div></div> 2%	Walton	17	<div></div> 0%			
Hernando	108	<div></div> 1%	Madison	16	<div></div> 0%			
Lake	104	<div></div> 1%	Okeechobee	16	<div></div> 0%			
						Total	7,588	

Note: cases are summarized by the county of usual residence. Residents and staff may be cases associated with facilities that are not in their county of usual residence, resulting in cases being included below for counties that do not have facilities with known cases.

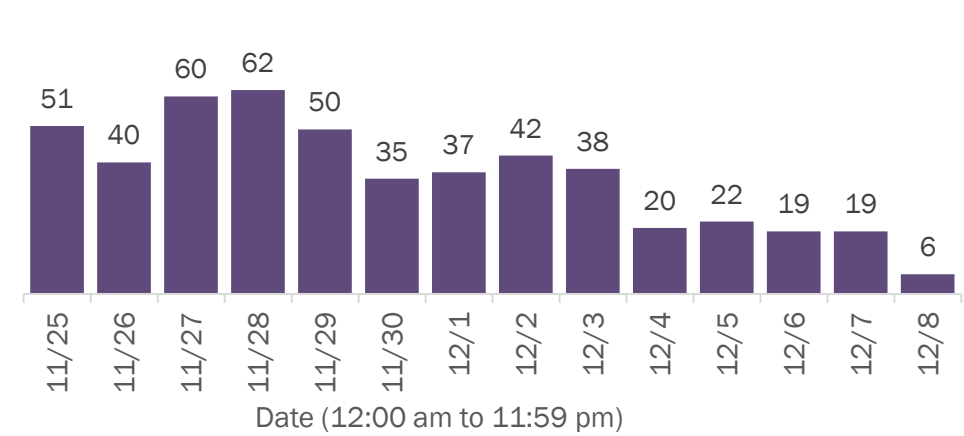
COVID-19: cases in Florida residents who have died

Data through Dec 8, 2020 verified as of Dec 9, 2020 at 10:25 AM

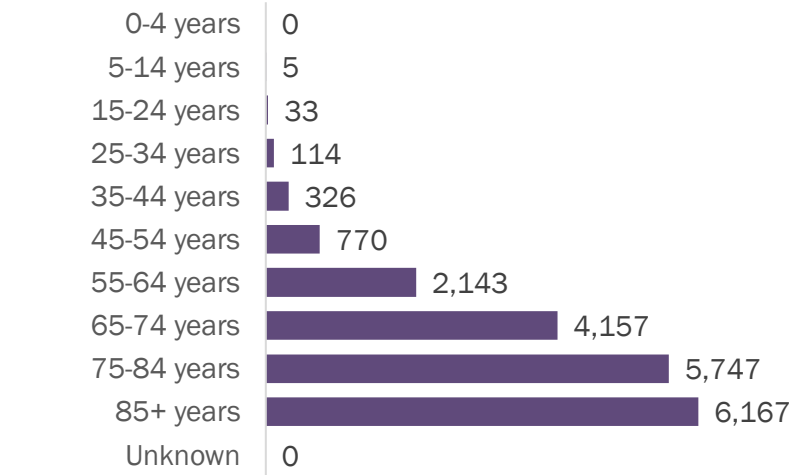
Data in this report are provisional and subject to change.

Demographics for all identified COVID-19 deaths: 19,462

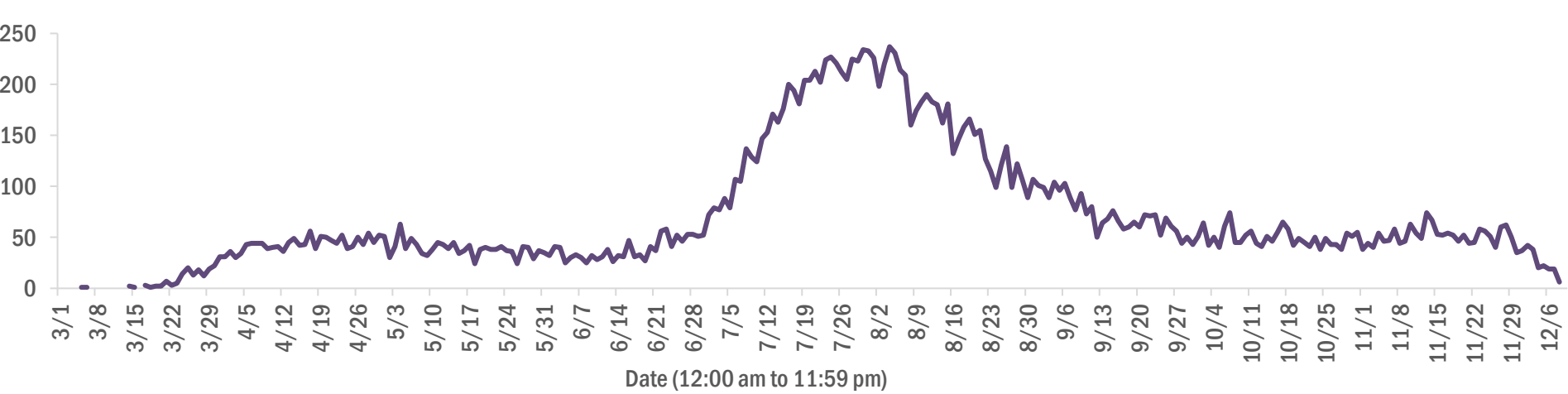
Deaths by date of death for the past 2 weeks



Deaths by age group



Deaths by date of death since March 2020



Age group	Deaths	Cases	Case fatality rate	Mortality rate per 100,000 population
0-4 years	0	18,452	0.0%	0.0
5-14 years	5	52,752	0.0%	0.2
15-24 years	33	171,278	0.0%	1.3
25-34 years	114	194,007	0.1%	4.0
35-44 years	326	167,579	0.2%	12.5
45-54 years	770	164,292	0.5%	27.6
55-64 years	2,143	138,644	1.5%	74.1
65-74 years	4,157	84,812	4.9%	171.3
75-84 years	5,747	47,773	12.0%	409.3
85+ years	6,167	24,815	24.9%	1067.8
Unknown	0	1,072	0.0%	
Total	19,462	1,065,476	1.8%	90.1

Gender	Deaths	Cases	Case fatality rate	Mortality rate per 100,000 population
Female	8,588	549,738	1.6%	77.8
Male	10,873	509,116	2.1%	103.0
Unknown	1	6,622	0.0%	
Total	19,462	1,065,476	1.8%	90.1

Race	Deaths	Cases	Case fatality rate	Mortality rate per 100,000 population
Other	1,528	146,336	1.0%	122.8
White	13,793	546,772	2.5%	82.6
Black	3,517	146,437	2.4%	96.2
Unknown	624	225,931	0.3%	
Total	19,462	1,065,476	1.8%	90.1

Ethnicity	Deaths	Cases	Case fatality rate	Mortality rate per 100,000 population
Hispanic	4,817	329,154	1.5%	84.8
Non-Hispanic	13,289	484,816	2.7%	83.5
Unknown	1,356	251,506	0.5%	
Total	19,462	1,065,476	1.8%	90.1

COVID-19: characteristics of 1,083,362 cases

Data through Dec 8, 2020 verified as of Dec 9, 2020 at 10:25 AM

Data in this report are provisional and subject to change.

Tables below include cases in Florida residents and non-Florida residents.

All 67 Florida counties have cases:

County	FL resident cases		Non-FL resident cases	Total cases	FL resident deaths	FL death rate
Dade	246,278	<div></div> 23%	2,765	249,043	3,930	1.6%
Broward	115,228	<div></div> 11%	1,200	116,428	1,720	1.5%
Palm Beach	69,451	<div></div> 7%	863	70,314	1,745	2.5%
Hillsborough	61,938	<div></div> 6%	501	62,439	972	1.6%
Orange	60,658	<div></div> 6%	397	61,055	652	1.1%
Duval	47,479	<div></div> 4%	771	48,250	661	1.4%
Pinellas	35,213	<div></div> 3%	670	35,883	941	2.7%
Lee	32,343	<div></div> 3%	789	33,132	608	1.9%
Polk	29,756	<div></div> 3%	182	29,938	708	2.4%
Osceola	20,283	<div></div> 2%	262	20,545	262	1.3%
Collier	18,889	<div></div> 2%	462	19,351	303	1.6%
Manatee	17,927	<div></div> 2%	255	18,182	393	2.2%
Escambia	16,016	<div></div> 2%	1,949	17,965	327	2.0%
Volusia	17,670	<div></div> 2%	205	17,875	386	2.2%
Brevard	16,928	<div></div> 2%	149	17,077	464	2.7%
Pasco	16,552	<div></div> 2%	164	16,716	306	1.8%
Leon	15,814	<div></div> 1%	476	16,290	153	1.0%
Sarasota	14,746	<div></div> 1%	422	15,168	416	2.8%
Seminole	14,511	<div></div> 1%	92	14,603	289	2.0%
Marion	14,196	<div></div> 1%	50	14,246	409	2.9%
Alachua	13,515	<div></div> 1%	134	13,649	106	0.8%
Lake	11,523	<div></div> 1%	115	11,638	265	2.3%
St. Lucie	11,580	<div></div> 1%	44	11,624	376	3.2%
Okaloosa	10,093	<div></div> 1%	111	10,204	174	1.7%
St. Johns	9,690	<div></div> 1%	162	9,852	102	1.1%
Bay	8,981	<div></div> 1%	363	9,344	177	2.0%
Clay	8,790	<div></div> 1%	20	8,810	162	1.8%
Santa Rosa	8,194	<div></div> 1%	104	8,298	105	1.3%
Martin	6,571	<div></div> 1%	78	6,649	184	2.8%
Charlotte	5,686	<div></div> 1%	60	5,746	207	3.6%
Hernando	5,570	<div></div> 1%	32	5,602	233	4.2%
Indian River	5,320	<div></div> 0%	52	5,372	143	2.7%
Citrus	5,274	<div></div> 0%	30	5,304	188	3.6%
Columbia	4,984	<div></div> 0%	20	5,004	100	2.0%
Highlands	4,103	<div></div> 0%	30	4,133	175	4.3%

County	FL resident cases		Non-FL resident cases	Total cases	FL resident deaths	FL death rate
Jackson	4,001	<div></div> 0%	52	4,053	101	2.5%
Walton	3,622	<div></div> 0%	378	4,000	39	1.1%
Sumter	3,822	<div></div> 0%	22	3,844	101	2.6%
Monroe	3,547	<div></div> 0%	116	3,663	28	0.8%
Nassau	3,266	<div></div> 0%	277	3,543	61	1.9%
Suwannee	3,434	<div></div> 0%	25	3,459	87	2.5%
Gadsden	3,433	<div></div> 0%	11	3,444	58	1.7%
Putnam	3,040	<div></div> 0%	7	3,047	61	2.0%
Unknown	209	<div></div> 0%	2,799	3,008	0	0.0%
Flagler	2,917	<div></div> 0%	28	2,945	45	1.5%
Hendry	2,656	<div></div> 0%	11	2,667	45	1.7%
Desoto	2,542	<div></div> 0%	9	2,551	39	1.5%
Baker	2,125	<div></div> 0%	10	2,135	34	1.6%
Okeechobee	2,114	<div></div> 0%	14	2,128	45	2.1%
Hardee	1,818	<div></div> 0%	8	1,826	19	1.0%
Wakulla	1,743	<div></div> 0%	9	1,752	18	1.0%
Taylor	1,709	<div></div> 0%	4	1,713	22	1.3%
Washington	1,594	<div></div> 0%	16	1,610	27	1.7%
Levy	1,517	<div></div> 0%	7	1,524	15	1.0%
Bradford	1,498	<div></div> 0%	3	1,501	19	1.3%
Lafayette	1,371	<div></div> 0%	0	1,371	20	1.5%
Madison	1,347	<div></div> 0%	18	1,365	28	2.1%
Union	1,279	<div></div> 0%	0	1,279	61	4.8%
Holmes	1,254	<div></div> 0%	22	1,276	17	1.4%
Gulf	1,098	<div></div> 0%	15	1,113	24	2.2%
Hamilton	1,029	<div></div> 0%	9	1,038	12	1.2%
Dixie	989	<div></div> 0%	3	992	11	1.1%
Calhoun	947	<div></div> 0%	2	949	22	2.3%
Franklin	830	<div></div> 0%	13	843	4	0.5%
Gilchrist	836	<div></div> 0%	0	836	20	2.4%
Jefferson	798	<div></div> 0%	17	815	12	1.5%
Glades	710	<div></div> 0%	1	711	11	1.5%
Liberty	631	<div></div> 0%	1	632	14	2.2%
Total	1,065,476		17,886	1,083,362	19,462	1.8%

COVID-19: characteristics of 1,065,476 Florida resident cases

Data through Dec 8, 2020 verified as of Dec 9, 2020 at 10:25 AM

Data in this report are provisional and subject to change.

The table below includes the cities and counties of residence for cases in Florida residents based on the patient's ZIP Code. Note that city is not always received as part of the initial notification and may be missing while the case is being investigated.

City and county	Cases
Miami, Dade	142,781
Orlando, Orange	45,774
Jacksonville, Duval	44,454
Tampa, Hillsborough	37,095
Hialeah, Dade	33,671
Fort Lauderdale, Broward	26,519
Hollywood, Broward	22,370
West Palm Beach, Palm Beach	17,154
Kissimmee, Osceola	15,662
Naples, Collier	15,419
Tallahassee, Leon	14,939
Homestead, Dade	14,547
Saint Petersburg, Pinellas	13,729
Pensacola, Escambia	13,140
Fort Myers, Lee	13,065
Pompano Beach, Broward	12,373
Bradenton, Manatee	11,933
Boca Raton, Palm Beach	11,732
Gainesville, Alachua	11,177
Ocala, Marion	10,941
Lakeland, Polk	10,192
Sarasota, Sarasota	9,454
Lake Worth, Palm Beach	8,861
Cape Coral, Lee	7,872
Port Saint Lucie, St. Lucie	7,523
Miramar, Broward	7,352
Clearwater, Pinellas	6,888
Miami Gardens, Dade	6,638
Miami Beach, Dade	6,614
Boynton Beach, Palm Beach	6,499
Coral Springs, Broward	5,869
Panama City, Bay	5,792
Saint Augustine, St. Johns	5,303
Winter Haven, Polk	5,266
Melbourne, Brevard	5,252
Lehigh Acres, Lee	5,188
Delray Beach, Palm Beach	5,069
Doral, Dade	4,855
Davie, Broward	4,684
Lake City, Columbia	4,636
Sunrise, Broward	4,361
Coral Gables, Dade	4,352
Milton, Santa Rosa	4,270
Riverview, Hillsborough	4,216
Vero Beach, Indian River	4,082
Fort Pierce, St. Lucie	3,986
Daytona Beach, Volusia	3,964
Saint Cloud, Osceola	3,879
Palm Bay, Brevard	3,731
Largo, Pinellas	3,707
Brandon, Hillsborough	3,686
Plantation, Broward	3,679
Orange Park, Clay	3,636
New Port Richey, Pasco	3,629
Plant City, Hillsborough	3,568
North Miami Beach, Dade	3,557
Apopka, Orange	3,524
Weston, Broward	3,461
Miami Lakes, Dade	3,420

COVID-19: characteristics of 1,065,476 Florida resident cases

Data through Dec 8, 2020 verified as of Dec 9, 2020 at 10:25 AM

Data in this report are provisional and subject to change.

The table below includes the cities and counties of residence for cases in Florida residents based on the patient's ZIP Code. Note that city is not always received as part of the initial notification and may be missing while the case is being investigated.

City and county	Cases
Deerfield Beach, Broward	3,362
Jupiter, Palm Beach	3,323
Spring Hill, Hernando	3,236
Sanford, Seminole	3,201
Stuart, Martin	3,200
Clermont, Lake	3,091
Fort Walton Beach, Okaloosa	3,063
Deltona, Volusia	2,958
Tamarac, Broward	2,931
Port Charlotte, Charlotte	2,898
Davenport, Polk	2,840
Live Oak, Suwannee	2,818
Cutler Ridge, Dade	2,738
Opa Locka, Dade	2,710
Winter Garden, Orange	2,630
Immokalee, Collier	2,624
Palm Beach Gardens, Palm Beach	2,620
Crestview, Okaloosa	2,588
Deland, Volusia	2,567
Palmetto, Manatee	2,557
Coconut Creek, Broward	2,506
Margate, Broward	2,499
Arcadia, Desoto	2,478
Land O Lakes, Pasco	2,460
Wesley Chapel, Pasco	2,453
Palm Coast, Flagler	2,424
Oviedo, Seminole	2,366
Winter Park, Orange	2,362
Wellington, Palm Beach	2,336
Palm Harbor, Pinellas	2,273
Hallandale, Broward	2,250
Altamonte Springs, Seminole	2,227
Venice, Sarasota	2,167
Haines City, Polk	2,150
Sebring, Highlands	2,140
Okeechobee, Okeechobee	2,107
Lake Worth Beach, Palm Beach	2,063
Bonita Springs, Lee	2,046
Middleburg, Clay	2,046
Key West, Monroe	2,038
Brooksville, Hernando	2,035
Punta Gorda, Charlotte	2,033
North Port, Sarasota	2,024
Lutz, Hillsborough	1,969
Ocoee, Orange	1,968
North Lauderdale, Broward	1,924
Pembroke Pines, Broward	1,918
Valrico, Hillsborough	1,874
Leesburg, Lake	1,870
Seminole, Pinellas	1,861
North Miami, Dade	1,858
Port Orange, Volusia	1,801
Ruskin, Hillsborough	1,767
Quincy, Gadsden	1,751
Pinellas Park, Pinellas	1,727
Longwood, Seminole	1,686
Zephyrhills, Pasco	1,668
Jacksonville Beach, Duval	1,665
Ormond Beach, Volusia	1,638

COVID-19: characteristics of 1,065,476 Florida resident cases

Data through Dec 8, 2020 verified as of Dec 9, 2020 at 10:25 AM

Data in this report are provisional and subject to change.

The table below includes the cities and counties of residence for cases in Florida residents based on the patient's ZIP Code. Note that city is not always received as part of the initial notification and may be missing while the case is being investigated.

City and county	Cases
Saint Johns, St. Johns	1,635
Windermere, Orange	1,628
Oakland Park, Broward	1,621
Perry, Taylor	1,608
Crawfordville, Wakulla	1,580
Cocoa, Brevard	1,538
Niceville, Okaloosa	1,533
Dade City, Pasco	1,524
Casselberry, Seminole	1,520
Green Cove Springs, Clay	1,502
Navarre, Santa Rosa	1,497
Marianna, Jackson	1,484
Royal Palm Beach, Palm Beach	1,473
Bartow, Polk	1,473
Clewiston, Hendry	1,470
Cantonment, Escambia	1,439
Gulf Breeze, Santa Rosa	1,434
Palatka, Putnam	1,432
Kissimmee, Polk	1,415
Hudson, Pasco	1,387
Crossings, Dade	1,375
North Fort Myers, Lee	1,373
Coconut Grove, Dade	1,365
The Villages, Sumter	1,358
Defuniak Springs, Walton	1,355
Mayo, Lafayette	1,354
Inverness, Citrus	1,336
Lake Mary, Seminole	1,326
Missing, Dade	1,313
Carol City, Dade	1,303
Panama City Beach, Bay	1,301
Port Richey, Pasco	1,300
Auburndale, Polk	1,295
Wimauma, Hillsborough	1,291
Chipley, Washington	1,288
Lynn Haven, Bay	1,287
Ponte Vedra Beach, St. Johns	1,287
Fernandina Beach, Nassau	1,251
Aventura, Dade	1,249
Titusville, Brevard	1,243
Lake Wales, Polk	1,233
Belle Glade, Palm Beach	1,225
Tarpon Springs, Pinellas	1,209
Santa Rosa Beach, Walton	1,180
Starke, Bradford	1,178
New Smyrna Beach, Volusia	1,164
Merritt Island, Brevard	1,146
Winter Springs, Seminole	1,137
Fleming Island, Clay	1,117
Cooper City, Broward	1,111
Biscayne Park, Dade	1,105
Labelle, Hendry	1,105
Loxahatchee, Palm Beach	1,104
Estero, Lee	1,103
Avon Park, Highlands	1,091
Sarasota, Manatee	1,088
Destin, Okaloosa	1,080
Key Biscayne, Dade	1,073
Wauchula, Hardee	1,061

COVID-19: characteristics of 1,065,476 Florida resident cases

Data through Dec 8, 2020 verified as of Dec 9, 2020 at 10:25 AM

Data in this report are provisional and subject to change.

The table below includes the cities and counties of residence for cases in Florida residents based on the patient's ZIP Code. Note that city is not always received as part of the initial notification and may be missing while the case is being investigated.

City and county	Cases
Parkland, Broward	1,041
Dunedin, Pinellas	1,037
Indiantown, Martin	1,026
Palm City, Martin	1,006
Parrish, Manatee	999
Holiday, Pasco	986
Tavares, Lake	971
Mulberry, Polk	970
Graceville, Jackson	969
Century, Escambia	969
Rockledge, Brevard	965
Seffner, Hillsborough	957
Eustis, Lake	953
Riviera Beach, Palm Beach	952
Bonifay, Holmes	944
Madison, Madison	942
Florida City, Dade	939
Lake Butler, Union	933
Macclenny, Baker	914
Odessa, Hillsborough	901
El Portal, Dade	901
Mount Dora, Lake	891
Crystal River, Citrus	873
Everglades National Park, Dade	871
Orange City, Volusia	853
Dania, Broward	816
Lake Placid, Highlands	814
Groveland, Lake	806
Sanderson, Baker	784
Maitland, Orange	783
Dover, Hillsborough	770
Gibsononton, Hillsborough	747
Lithia, Hillsborough	745
Yulee, Nassau	739
Homosassa, Citrus	739
Atlantic Beach, Duval	735
Monticello, Jefferson	734
Pinecrest, Dade	728
Coleman, Sumter	725
Ponte Vedra, St. Johns	715
Jasper, Hamilton	712
Olympia Heights, Dade	709
Uleta, Dade	705
Hobe Sound, Martin	702
Summerfield, Marion	692
Pace, Santa Rosa	675
Coral, Dade	675
Palm Springs, Palm Beach	674
Lantana, Palm Beach	673
Moore Haven, Glades	668
Sebastian, Indian River	659
Oldsmar, Pinellas	656
Alachua, Alachua	642
Blountstown, Calhoun	641
Callahan, Nassau	640
Lecanto, Citrus	636
South Miami, Dade	635
Havana, Gadsden	635
North Palm Beach, Palm Beach	626

COVID-19: characteristics of 1,065,476 Florida resident cases

Data through Dec 8, 2020 verified as of Dec 9, 2020 at 10:25 AM

Data in this report are provisional and subject to change.

The table below includes the cities and counties of residence for cases in Florida residents based on the patient's ZIP Code. Note that city is not always received as part of the initial notification and may be missing while the case is being investigated.

City and county	Cases
Sun City Center, Hillsborough	625
Debary, Volusia	623
Wewahitchka, Gulf	616
Apollo Beach, Hillsborough	604
Trenton, Gilchrist	589
Chattahoochee, Gadsden	582
Edgewater, Volusia	582
Cross City, Dixie	577
Frostproof, Polk	573
Fisher Island, Dade	571
Lady Lake, Lake	570
South Bay, Palm Beach	569
Newberry, Alachua	568
Wildwood, Sumter	564
Dunnellon, Marion	564
Bellevue, Marion	559
Ellenton, Manatee	554
Pahokee, Palm Beach	542
Williston, Levy	538
Jensen Beach, Martin	537
Palmetto Bay, Dade	532
Wilton Manors, Broward	531
Fellsmere, Indian River	530
Lauderhill, Broward	528
Bristol, Liberty	521
Beverly Hills, Citrus	514
Satellite Beach, Brevard	512
Lauderdale Lakes, Broward	510
Freeport, Walton	509
Safety Harbor, Pinellas	507
Crescent City, Putnam	494
Polk City, Polk	492
Nokomis, Sarasota	488
Mary Esther, Okaloosa	485
Bowling Green, Hardee	482
Key Largo, Monroe	479
Hilliard, Nassau	477
Port Saint Joe, Gulf	472
Bushnell, Sumter	465
Marco Island, Collier	455
Shalimar, Okaloosa	453
Keystone Heights, Clay	448
Dunnellon, Citrus	447
Hernando, Citrus	443
Carrabelle, Franklin	442
Fort Meade, Polk	433
Glen Saint Mary, Baker	424
Sweetwater, Dade	422
Chiefland, Levy	404
Englewood, Charlotte	403
Southwest Ranches, Broward	389
Old Town, Dixie	381
Medley, Dade	379
Sneads, Jackson	378
Indialantic, Brevard	376
Florida State University, Leon	373
Centerville, Leon	365
Marathon, Monroe	360
Jacksonville, St. Johns	358

COVID-19: characteristics of 1,065,476 Florida resident cases

Data through Dec 8, 2020 verified as of Dec 9, 2020 at 10:25 AM

Data in this report are provisional and subject to change.

The table below includes the cities and counties of residence for cases in Florida residents based on the patient's ZIP Code. Note that city is not always received as part of the initial notification and may be missing while the case is being investigated.

City and county	Cases
Miramar Beach, Walton	357
Cocoa Beach, Brevard	356
Lake Alfred, Polk	356
Spring Hill, Pasco	350
Bronson, Levy	345
Thonotosassa, Hillsborough	343
Neptune Beach, Duval	341
Englewood, Sarasota	338
Fort Myers Beach, Lee	323
High Springs, Alachua	316
Raiford, Union	316
Belle Isle, Orange	316
Sorrento, Lake	311
Minneola, Lake	307
Cottondale, Jackson	306
Fort White, Columbia	305
West Melbourne, Brevard	300
Baker, Okaloosa	298
Trinity, Pasco	298
Clearwater Beach, Pinellas	295
Palm Beach, Palm Beach	288
Malone, Jackson	286
Oakland, Orange	285
Mascotte, Lake	278
Fruitland Park, Lake	276
Lehigh, Lee	271
Interlachen, Putnam	263
Midway, Gadsden	262
Umatilla, Lake	259
Gulfport, Pinellas	258
Bunnell, Flagler	255
Rotunda West, Charlotte	255
Citra, Marion	250
Zolfo Springs, Hardee	250
Myakka City, Manatee	248
Hawthorne, Alachua	241
Haverhill, Palm Beach	239
Silver Springs, Marion	239
Pierson, Volusia	239
Weeki Wachee, Hernando	237
South Daytona, Volusia	233
Orlando, Osceola	232
Bell, Gilchrist	229
Winter Park, Seminole	227
Tavernier, Monroe	225
De Leon Springs, Volusia	219
Jay, Santa Rosa	218
Youngstown, Bay	218
Molino, Escambia	216
Flagler Beach, Flagler	214
Apalachicola, Franklin	213
Lake Park, Palm Beach	212
Cape Canaveral, Brevard	210
Branford, Suwannee	205
Altha, Calhoun	204
Melbourne Beach, Brevard	204
Greenville, Madison	202
Lawtey, Bradford	201
Ocklawaha, Marion	201

COVID-19: characteristics of 1,065,476 Florida resident cases

Data through Dec 8, 2020 verified as of Dec 9, 2020 at 10:25 AM

Data in this report are provisional and subject to change.

The table below includes the cities and counties of residence for cases in Florida residents based on the patient's ZIP Code. Note that city is not always received as part of the initial notification and may be missing while the case is being investigated.

City and county	Cases
Jennings, Hamilton	199
Alva, Lee	198
Osprey, Sarasota	198
Mims, Brevard	197
Ave Maria, Collier	194
Holly Hill, Volusia	194
Grand Ridge, Jackson	191
Celebration, Osceola	191
Orlando, Seminole	191
Archer, Alachua	190
Oxford, Sumter	188
Indian Harbour Beach, Brevard	187
Surfside, Dade	187
Tequesta, Palm Beach	187
Bay Harbor Islands, Dade	186
Dundee, Polk	177
Edgewood, Orange	176
Kenneth City, Pinellas	175
Greenwood, Jackson	175
East Palatka, Putnam	174
Floral City, Citrus	167
O Brien, Suwannee	165
Bal Harbour, Dade	163
Eastpoint, Franklin	162
Montverde, Lake	161
Eagle Lake, Polk	161
Vernon, Washington	160
Orlando, Dade	158
Chuluota, Seminole	156
Hastings, St. Johns	155
Melrose, Putnam	153
Gretna, Gadsden	152
South Pasadena, Pinellas	151
Webster, Sumter	151
Westville, Holmes	151
Gotha, Orange	150
Satsuma, Putnam	149
West Miami, Dade	146
San Antonio, Pasco	145
Indian Rocks Beach, Pinellas	142
Lee, Madison	139
Clair-Mel City, Hillsborough	138
Elkton, St. Johns	137
Malabar, Brevard	136
Valparaiso, Okaloosa	134
Apopka, Seminole	134
Azalea Park, Orange	132
Ponce De Leon, Holmes	132
University Of Miami, Dade	132
Orlando, Polk	132
Eglin Air Force Base, Okaloosa	132
Southport, Bay	131
Grand Island, Lake	129
Laurel Hill, Okaloosa	129
Lake Panasoffkee, Sumter	129
Reddick, Marion	127
Wellborn, Suwannee	122
Hiawassee, Orange	121
Bryceville, Nassau	120

COVID-19: characteristics of 1,065,476 Florida resident cases

Data through Dec 8, 2020 verified as of Dec 9, 2020 at 10:25 AM

Data in this report are provisional and subject to change.

The table below includes the cities and counties of residence for cases in Florida residents based on the patient's ZIP Code. Note that city is not always received as part of the initial notification and may be missing while the case is being investigated.

City and county	Cases
Lakewood Ranch, Manatee	119
Inlet Beach, Walton	118
Geneva, Seminole	118
White Springs, Hamilton	117
Orlando, Broward	116
Missing, Lee	115
Alford, Jackson	114
Fort Mccoy, Marion	113
Missing, Brevard	111
Mcdavid, Escambia	111
Summerland Key, Monroe	108
Juno Beach, Palm Beach	106
Orlando, Volusia	104
Morriston, Levy	104
Sebastian, Brevard	104
Matlacha, Lee	102
Alafaya, Orange	101
Anthony, Marion	101
Lockhart, Orange	101
Orlando, Hillsborough	101
Sanibel, Lee	100
Mcalpin, Suwannee	99
Belleair, Pinellas	98
Weirsdale, Marion	98
Fountain, Bay	98
Hallandale Beach, Broward	98
South Fort Myers, Lee	97
Zellwood, Orange	97
Hosford, Liberty	96
Pomona Park, Putnam	94
Longboat Key, Manatee	92
Holmes Beach, Manatee	92
Micanopy, Alachua	91
Greenacres, Palm Beach	91
Bay Lake, Orange	91
Babson Park, Polk	90
Howey-In-The-Hills, Lake	90
Missing, Volusia	88
Astatula, Lake	87
University Of Fl, Alachua	86
Islamorada, Monroe	86
Center Hill, Sumter	86
Missing, Marion	85
Odessa, Pasco	84
Missing, Orange	84
Kindred, Osceola	83
Lauderdale By The Sea, Broward	83
Madeira Beach, Pinellas	82
Cloud Lake, Palm Beach	82
Poinciana, Polk	82
Carrollwood, Hillsborough	80
Sopchoppy, Wakulla	80
Fern Park, Seminole	80
Mangonia Park, Palm Beach	80
Temple Terrace, Hillsborough	79
Bokeelia, Lee	78
Holt, Okaloosa	78
Steinhatchee, Taylor	78
Big Pine Key, Monroe	77

COVID-19: characteristics of 1,065,476 Florida resident cases

Data through Dec 8, 2020 verified as of Dec 9, 2020 at 10:25 AM

Data in this report are provisional and subject to change.

The table below includes the cities and counties of residence for cases in Florida residents based on the patient's ZIP Code. Note that city is not always received as part of the initial notification and may be missing while the case is being investigated.

City and county	Cases
Viera, Brevard	75
Caryville, Washington	75
Lake Helen, Volusia	73
Grant-Valkaria, Brevard	73
Sumterville, Sumter	72
F M, Lee	72
Orlando, Palm Beach	72
Maitland, Seminole	71
Orlando, Lake	71
Atlantis, Palm Beach	71
Seville, Volusia	70
Oak Hill, Volusia	70
Avon Park, Polk	70
The Villages, Lake	69
Saint James City, Lee	68
Hypoluxo, Palm Beach	67
Citrus Springs, Citrus	66
Panacea, Wakulla	65
Osteen, Volusia	64
Clarksville, Calhoun	64
Missing, Palm Beach	64
University Of Central Florida, Orange	64
Lady Lake, Sumter	63
Lake Hamilton, Polk	62
Cutler Bay, Dade	62
Placida, Charlotte	61
Stock Island, Monroe	61
Missing, Duval	61
Air Mail Facility, Dade	61
Lutz, Pasco	59
University Of South Florida, Hillsborough	59
Missing, Pasco	59
Lamont, Jefferson	58
San Mateo, Putnam	58
Dinsmore, Duval	58
The Villages, Marion	58
Ochopee, Collier	57
Bonita Beach, Lee	57
Belleair Beach, Pinellas	57
Golden Beach, Dade	57
Palma Ceia, Hillsborough	57
Waldo, Alachua	57
Altoona, Lake	57
Eatonville, Orange	56
Buena Ventura Lakes, Osceola	56
Astor, Lake	56
Missing, Collier	56
Hollister, Putnam	55
Brooker, Bradford	54
Barefoot Bay, Brevard	52
Christmas, Orange	52
Ponce Inlet, Volusia	51
Missing, Broward	51
Inglis, Levy	51
Bradenton Beach, Manatee	51
Missing, Santa Rosa	50
Hurlburt Field, Okaloosa	49
Welaka, Putnam	49
Crystal Beach, Pinellas	49

COVID-19: characteristics of 1,065,476 Florida resident cases

Data through Dec 8, 2020 verified as of Dec 9, 2020 at 10:25 AM

Data in this report are provisional and subject to change.

The table below includes the cities and counties of residence for cases in Florida residents based on the patient's ZIP Code. Note that city is not always received as part of the initial notification and may be missing while the case is being investigated.

City and county	Cases
Bascom, Jackson	48
Canal Point, Palm Beach	48
Kendall, Dade	48
Greensboro, Gadsden	48
Orlando, Brevard	48
Pinetta, Madison	47
Paisley, Lake	47
Lighthouse Point, Broward	46
Princeton, Dade	44
Baldwin, Duval	44
Callaway, Bay	44
Florida Gulf Coast Univ, Lee	43
Hampton, Bradford	43
Tierra Verde, Pinellas	42
Ocean Ridge, Palm Beach	42
Sunny Isles Beach, Dade	41
Orlando, Pinellas	41
Missing, Pinellas	40
Felda, Hendry	40
Florahome, Putnam	39
Patrick Air Force Base, Brevard	39
Destin, Walton	39
Harmony, Osceola	39
Campbellton, Jackson	39
Fruit Cove, St. Johns	38
Manalapan, Palm Beach	38
Sewalls Point, Martin	38
Palm Beach Shores, Palm Beach	37
Saint Pete Beach, Pinellas	37
West Park, Broward	37
University Of Tampa, Hillsborough	37
Yalaha, Lake	36
Boca Grande, Lee	36
Fort Denaud, Hendry	35
Orlando, Leon	35
Lorida, Highlands	35
Georgetown, Putnam	35
Flemington, Marion	34
North Venice, Sarasota	34
Tyndall Air Force Base, Bay	34
Missing, St. Johns	34
Ebro, Washington	33
Cinco Bayou, Okaloosa	33
Rocky Point, Hillsborough	33
Village Of Wellington, Palm Beach	32
Cedar Key, Levy	31
Reunion, Osceola	31
Anna Maria, Manatee	30
Bellview, Escambia	29
Singer Island, Palm Beach	29
North Redington Beach, Pinellas	29
Lake Suzy, Desoto	29
Saint Leo, Pasco	29
Walnut Hill, Escambia	29
Aloma, Orange	28
Naranja, Dade	28
Barry University, Dade	28
Highland Beach, Palm Beach	28
Kathleen, Polk	28

COVID-19: characteristics of 1,065,476 Florida resident cases

Data through Dec 8, 2020 verified as of Dec 9, 2020 at 10:25 AM

Data in this report are provisional and subject to change.

The table below includes the cities and counties of residence for cases in Florida residents based on the patient's ZIP Code. Note that city is not always received as part of the initial notification and may be missing while the case is being investigated.

City and county	Cases
Florida State, Leon	26
Eaton Park, Polk	26
Terra Ceia, Manatee	26
Treasure Island, Pinellas	26
Dania Beach, Broward	26
Enterprise, Volusia	26
Univ Of FI Student Dorms, Alachua	25
Heathrow, Seminole	25
Waverly, Polk	25
Bay Pines, Pinellas	25
Winter Garden, Lake	25
Missing, Hernando	25
Jupiter, Martin	25
South Miami Heights, Dade	24
Cudjoe Key, Monroe	24
Miami Springs, Dade	24
Orlando, Pasco	24
Ona, Hardee	23
Salt Springs, Marion	23
Orlando, Duval	23
South Palm Beach, Palm Beach	23
Labelle, Glades	23
Hialeah Gardens, Dade	23
University Of Central FI, Orange	23
Intercession City, Osceola	23
Miami, Unknown	23
Florida Dept Of Corrections, Union	22
Gulf Breeze, Escambia	22
Missing, Nassau	21
Miromar Lakes, Lee	21
Kenansville, Osceola	21
Missing, Hillsborough	21
Town N Country, Hillsborough	21
Miami Shores, Dade	21
North Bay Village, Dade	21
Kinard, Calhoun	21
Florida A And M University, Leon	21
Palm Shores, Brevard	21
Orlando, Marion	20
Micco, Brevard	20
Bagdad, Santa Rosa	20
Okahumpka, Lake	20
Penney Farms, Clay	20
Pensacola Beach, Santa Rosa	20
Highland City, Polk	20
Santa Fe, Alachua	20
Fort Lauderdale, Dade	20
Tioga, Alachua	20
Nocatee, Desoto	20
Lulu, Columbia	20
Missing, Manatee	19
Tice, Lee	19
University Of Central Florida, Broward	18
Bonita Springs, Collier	18
Ponte Vedra, Duval	18
Tangerine, Orange	18
Florida International Univ, Dade	18
La Crosse, Alachua	18
Babcock Ranch, Lee	18

COVID-19: characteristics of 1,065,476 Florida resident cases

Data through Dec 8, 2020 verified as of Dec 9, 2020 at 10:25 AM

Data in this report are provisional and subject to change.

The table below includes the cities and counties of residence for cases in Florida residents based on the patient's ZIP Code. Note that city is not always received as part of the initial notification and may be missing while the case is being investigated.

City and county	Cases
Balm, Hillsborough	18
Pasadena, Pinellas	18
Key Colony Beach, Monroe	18
Stetson University, Volusia	18
Missing, Sumter	17
Apopka, Lake	17
Goulds, Dade	17
Missing, Escambia	17
Orlando, Alachua	17
Sydney, Hillsborough	17
Chokoloskee, Collier	16
Hallandle Beach, Broward	16
West Panama City Beach, Bay	16
Northdale, Hillsborough	16
Sun City, Hillsborough	16
Bayonet Point, Pasco	16
Lacoochee, Pasco	16
Homosassa Springs, Citrus	15
Maitland, Volusia	15
Hawthorne, Putnam	15
Palmdale, Glades	15
Mexico Beach, Bay	15
Horseshoe Beach, Dixie	14
Winter Park, Polk	14
Paxton, Walton	14
City Of Westlake, Palm Beach	14
Siesta Key, Sarasota	14
Candler, Marion	14
Branford, Lafayette	14
University Of Central Fl, Hillsborough	14
Indian Lake Estates, Polk	14
Goodland, Collier	14
Missing, Martin	14
Dowling Park, Suwannee	14
Orlando, Manatee	14
Perdido Key, Escambia	14
Ocoee, Lake	14
New Smyrna, Volusia	13
Village Of Palmetto Bay, Dade	13
Orlando, Lee	13
Missing, Citrus	13
Orange Lake, Marion	13
Missing, Indian River	13
Orlando, Flagler	13
Missing, Okaloosa	13
Missing, Polk	13
Little Torch Key, Monroe	13
Bonifay, Washington	13
Green Acres, Palm Beach	13
Maitland, Polk	13
Yankeetown, Levy	13
Bostwick, Putnam	12
Champions Gate, Polk	12
Wewahitchka, Calhoun	12
Homeland, Polk	12
Long Key, Monroe	12
Zellwood, Lake	12
Pembroke Park, Broward	12
Bradley, Polk	12

COVID-19: characteristics of 1,065,476 Florida resident cases

Data through Dec 8, 2020 verified as of Dec 9, 2020 at 10:25 AM

Data in this report are provisional and subject to change.

The table below includes the cities and counties of residence for cases in Florida residents based on the patient's ZIP Code. Note that city is not always received as part of the initial notification and may be missing while the case is being investigated.

City and county	Cases
Cortez, Manatee	12
Saint Marks, Wakulla	12
White Springs, Columbia	12
Venus, Highlands	12
Sugarloaf Key, Monroe	12
Mcintosh, Marion	12
Miami, Broward	12
Maitland, Osceola	12
Missing, Seminole	11
City Of Sunrise, Broward	11
Poinciana, Osceola	11
Eloise, Polk	11
Tallevast, Manatee	11
Missing, St. Lucie	11
Crystal Springs, Pasco	11
Duette, Manatee	11
Caryville, Holmes	11
Fort Ogden, Desoto	11
Loughman, Polk	11
Plymouth, Orange	11
Unknown, Dade	11
Telogia, Liberty	10
Lake City, Suwannee	10
Sparr, Marion	10
Jacksonville, Unknown	10
Hollywood, Dade	10
Graceville, Holmes	10
Jensen Beach, St. Lucie	10
Earleton, Alachua	10
Hernando Beach, Hernando	10
Rosemary Beach, Walton	10
Wabasso, Indian River	10
Apopka, Volusia	10
Gulf Stream, Palm Beach	10
Passport, Unknown	10
Mount Dora, Orange	10
Orlando, Escambia	9
Florida International University, Dade	9
Durant, Hillsborough	9
Westchase, Hillsborough	9
Village Wellington, Palm Beach	9
Greenville, Taylor	9
Saint Johns, Duval	9
Gulf Hammock, Levy	9
Lamont, Madison	9
Gonzalez, Escambia	9
Steinhatchee, Dixie	9
Laud-By-The-Sea, Broward	9
University Park, Manatee	9
Ridge Manor, Pasco	9
Mango, Hillsborough	9
Florence Villa, Polk	9
Buckingham, Lee	9
Orlando, Okaloosa	9
Bayshore Gardens, Manatee	9
Palma Sola, Manatee	9
Long Boat Key, Manatee	9
Missing, Clay	9
Saint George Island, Franklin	9

COVID-19: characteristics of 1,065,476 Florida resident cases

Data through Dec 8, 2020 verified as of Dec 9, 2020 at 10:25 AM

Data in this report are provisional and subject to change.

The table below includes the cities and counties of residence for cases in Florida residents based on the patient's ZIP Code. Note that city is not always received as part of the initial notification and may be missing while the case is being investigated.

City and county	Cases
Wausau, Washington	9
Westlake, Palm Beach	8
Woodville, Leon	8
Murdock, Charlotte	8
Cottondale, Washington	8
Everglades City, Collier	8
Maitland, Hillsborough	8
Hialeah, Unknown	8
Parker, Bay	8
Trenton, Levy	8
Lake Como, Putnam	8
Lowell, Marion	8
Archer, Levy	8
Shady Hills, Pasco	8
Rubonia, Manatee	8
Florida State Univ Admin, Leon	8
Bonaventure, Broward	8
Indian River Shores, Indian River	8
Graham, Bradford	8
Orlando, St. Lucie	8
Perrine, Dade	8
Laurel Hill, Walton	8
Wahneta, Polk	8
Webster, Hernando	8
West Delray Beach, Palm Beach	7
University Of Central FI, Martin	7
Leisure City, Dade	7
Union Park, Orange	7
Evinston, Alachua	7
Fanning Springs, Gilchrist	7
Holder, Citrus	7
Nichols, Polk	7
Missing, Lake	7
Saint Lucie West, St. Lucie	7
Orlando, Sarasota	7
Pine Hills, Orange	7
Switzerland, St. Johns	7
Jerome, Collier	7
Lealman, Pinellas	7
Trilby, Pasco	7
Maitland, Lake	7
Alturas, Polk	7
Forest City, Orange	6
Ponce De Leon, Walton	6
Palm City, St. Lucie	6
Ramrod Key, Monroe	6
Belleair Bluffs, Pinellas	6
Brooksville, Pasco	6
Ferndale, Lake	6
Lake Monroe, Seminole	6
Ocoee, Osceola	6
Morriston, Marion	6
Indian Creek Village, Dade	6
Lakeshore, Polk	6
Orchid, Indian River	6
Pine Castle, Orange	6
Hillsboro Beach, Broward	6
Virginia Gardens, Dade	6
Orlando, St. Johns	6

COVID-19: characteristics of 1,065,476 Florida resident cases

Data through Dec 8, 2020 verified as of Dec 9, 2020 at 10:25 AM

Data in this report are provisional and subject to change.

The table below includes the cities and counties of residence for cases in Florida residents based on the patient's ZIP Code. Note that city is not always received as part of the initial notification and may be missing while the case is being investigated.

City and county	Cases
Orlando, Collier	6
Orlando, Hernando	6
Suwannee, Dixie	6
Mayport Naval Station, Duval	6
Lake Butler, Bradford	6
Port Saint John, Brevard	6
Roseland, Indian River	5
Winter Garden, Osceola	5
Orlando, Monroe	5
Eatonville, Polk	5
Dade City, Hernando	5
Citrus Hills, Citrus	5
Windermere, Alachua	5
N/A, Unknown	5
Missing, Unknown	5
Mount Plymouth, Lake	5
Mexico Beach, Gulf	5
Braden River, Manatee	5
Ozona, Pinellas	5
Nalcrest, Polk	5
Maxville, Duval	5
Hutchinson Island, St. Lucie	5
High Springs, Gilchrist	5
Lakewood Ranch, Sarasota	5
Longboat Key, Sarasota	5
Duck Key, Monroe	5
PSI, Unknown	5
Quail Heights, Dade	5
Pass, Unknown	5
Stuart, St. Lucie	5
Winter Park, Broward	5
Winter Garden, Seminole	5
Pine Ridge, Citrus	5
Orlando, Charlotte	5
Beverly Beach, Flagler	5
Redington Shores, Pinellas	5
Fort Charlotte, Charlotte	5
East Lake, Marion	5
Deer Island, Lake	5
Ebro, Bay	5
Apopka, Broward	5
Missing, Columbia	5
Orlando, Highlands	5
Davenport, Osceola	4
Sea Ranch Lakes, Broward	4
Daytona Beach Shores, Volusia	4
Barberville, Volusia	4
Grove City, Charlotte	4
Orlando, Bay	4
Redington Beach, Pinellas	4
Westchester, Dade	4
Mayport, Duval	4
Maitland, Leon	4
Golden Oak, Orange	4
Orlando, Santa Rosa	4
Watersound, Walton	4
Shady Grove, Taylor	4
White City, Gulf	4
Valkaria, Brevard	4

COVID-19: characteristics of 1,065,476 Florida resident cases

Data through Dec 8, 2020 verified as of Dec 9, 2020 at 10:25 AM

Data in this report are provisional and subject to change.

The table below includes the cities and counties of residence for cases in Florida residents based on the patient's ZIP Code. Note that city is not always received as part of the initial notification and may be missing while the case is being investigated.

City and county	Cases
Windermere, Leon	4
University Of Central Florida, Brevard	4
Orlando, Columbia	4
River Ranch, Polk	4
Niceville, Walton	4
Loxahatchee Groves, Palm Beach	4
Indian Shores, Pinellas	4
Live Oak, Madison	4
Choctaw Beach, Okaloosa	4
Fort Lauderdale, Palm Beach	4
Naples, Lee	4
Miami Gardens, Unknown	4
Okeechobee, Osceola	4
Forest City, Seminole	4
Ft Pierce, St. Lucie	4
Pensacola, Unknown	4
Ybor City, Hillsborough	4
Alafaya, Broward	4
Fernandina, Nassau	4
International Service Center, Dade	4
Wakulla Springs, Wakulla	4
Seacrest, Walton	4
Orlando, Citrus	4
Briny Breezes, Palm Beach	4
Basinger, Okeechobee	4
Williston, Marion	4
Saint Augustine, Duval	4
Point Washington, Walton	3
University Of Central Fl, Seminole	3
Seacrest, Bay	3
Vero Beach, St. Lucie	3
Bella Collina, Lake	3
Apopka, Hillsborough	3
El Jobean, Charlotte	3
Orange Park, Duval	3
Nobleton, Hernando	3
Mims, Volusia	3
Missing, Alachua	3
Missing, Bay	3
Julington Creek, St. Johns	3
Orange Springs, Marion	3
Oneco, Manatee	3
San Fernando, Unknown	3
Pompano Beach, Palm Beach	3
Salem, Taylor	3
Vernon, Bay	3
Winter Park, Brevard	3
Windermere, Palm Beach	3
Indian Rock Beach, Pinellas	3
Hollywood, Unknown	3
Missing, Putnam	3
Monticello, Madison	3
Mayport Naval Housing, Duval	3
Elfers, Pasco	3
Fpo, Duval	3
Fernandina Beach, Duval	3
Cypress Gardens, Polk	3
Winter Garden, Leon	3
Westville, Walton	3

COVID-19: characteristics of 1,065,476 Florida resident cases

Data through Dec 8, 2020 verified as of Dec 9, 2020 at 10:25 AM

Data in this report are provisional and subject to change.

The table below includes the cities and counties of residence for cases in Florida residents based on the patient's ZIP Code. Note that city is not always received as part of the initial notification and may be missing while the case is being investigated.

City and county	Cases
Sugarloaf, Monroe	3
Cypress, Jackson	3
Clarcona, Orange	3
Lamont, Taylor	3
Miccosukee, Leon	3
Pensacola Beach, Escambia	3
Orlando, Nassau	3
Orlando, Jackson	3
North Fort Myers, Charlotte	3
Kissimmee, Unknown	3
Jacksonville Naval Air Station, Duval	3
Chicago, Lee	3
Clewiston, Palm Beach	3
Branford, Gilchrist	3
San Carlos Park, Lee	3
Hallandale Beach, Unknown	3
Captiva, Lee	3
Deerfield Beach, Palm Beach	3
Blountstown, Liberty	3
Miami Gardens, Broward	3
Lynbrook, Broward	3
Saint Augustine Beach, St. Johns	3
Putnam Hall, Putnam	3
Orlando, Indian River	3
Orlando, Martin	3
Village Of Golf, Palm Beach	3
West Bradenton, Manatee	3
Windermere, Seminole	3
Winter Garden, Broward	3
Tampa, Pinellas	3
Sunny Hills, Washington	3
Winter Park, Alachua	3
Winter Park, Leon	3
Winter Park, Osceola	3
Worthington Springs, Union	3
Orlando, Union	3
Inlet Beach, Bay	3
Jacksonville, Clay	3
Johns Pass Village, Pinellas	3
Milton, Escambia	3
Apopka, Dade	3
Winter Garden, Polk	3
Port Salerno, Martin	3
Margate, Unknown	3
Melrose, Bradford	3
Maitland, Pasco	3
Innovation, Pasco	3
Eglin, Okaloosa	3
Pp, Unknown	3
University Of Central Florida, Palm Beach	3
University Of Central Florida, Pinellas	3
Winter Park, Lake	3
Wildlight, Nassau	3
Apopka, Osceola	3
Brewton, Escambia	3
Goldenrod, Seminole	3
Labelle, Lee	3
Ocoee, Broward	3
Portland, Unknown	2

COVID-19: characteristics of 1,065,476 Florida resident cases

Data through Dec 8, 2020 verified as of Dec 9, 2020 at 10:25 AM

Data in this report are provisional and subject to change.

The table below includes the cities and counties of residence for cases in Florida residents based on the patient's ZIP Code. Note that city is not always received as part of the initial notification and may be missing while the case is being investigated.

City and county	Cases
Pp, Dade	2
Orlando, Holmes	2
Orlando, Sumter	2
Missing, Hendry	2
Missing, Walton	2
Moore Haven, Hendry	2
Lanark Village, Franklin	2
Lake Harbor, Palm Beach	2
Glen Ridge, Palm Beach	2
Fort Walton Beach, Walton	2
Dunnellon, Levy	2
Cassadaga, Volusia	2
Windermere, Polk	2
Winter Garden, Brevard	2
Woodside, Broward	2
University Of Central Fl, Dade	2
University Of Central Fl, Osceola	2
Scottsmoor, Brevard	2
Florida Power & Light Co, Dade	2
Gibsonia, Polk	2
Amelia City, Nassau	2
Alligator Point, Wakulla	2
Citrus Ridge, Indian River	2
Hialeah, Broward	2
Jacksonville, Dade	2
Madison, Unknown	2
Lockhart, Seminole	2
Ocean Breeze, Martin	2
Pass, Dade	2
Tangerine, Lake	2
Winter Garden, Hillsborough	2
Apopka, Flagler	2
Aripeka, Pasco	2
Apopka, Marion	2
Apopka, Sarasota	2
Bonifay, Jackson	2
Fort Pierce, Martin	2
Clermont, Polk	2
Ludlam, Dade	2
Laurel, Sarasota	2
Lecanto, Marion	2
Grandin, Putnam	2
Oklawaha, Marion	2
Olustee, Baker	2
Ocoee, Duval	2
West Palm Beach, Dade	2
Tarpon Springs, Pasco	2
Winter Garden, Dade	2
Windermere, Osceola	2
Upper Key Largo, Monroe	2
Winter Park, St. Johns	2
Saint Petersburg, Hillsborough	2
Saint Augusaintine Beach, St. Johns	2
Seven Springs, Pasco	2
Orlando, Unknown	2
Port Charlotte, Unknown	2
Punta Gorda, Lee	2
Port Saint Lucie, Martin	2
Miami, Palm Beach	2

COVID-19: characteristics of 1,065,476 Florida resident cases

Data through Dec 8, 2020 verified as of Dec 9, 2020 at 10:25 AM

Data in this report are provisional and subject to change.

The table below includes the cities and counties of residence for cases in Florida residents based on the patient's ZIP Code. Note that city is not always received as part of the initial notification and may be missing while the case is being investigated.

City and county	Cases
None, Dade	2
Los Angeles, Okaloosa	2
Lutz, Pinellas	2
Lawtey, Union	2
Lakeland, Hillsborough	2
Alligator Point, Franklin	2
Coconut Creek, Unknown	2
Crawfordville, Leon	2
Cross Creek, Alachua	2
Immokalee, Lee	2
Fairfield, Marion	2
Eatonville, Lake	2
Fort Lauderdale, Unknown	2
Sebring, Desoto	2
Tampa, Hernando	2
Pompano Beach, Unknown	2
University Of Central Florida, Lee	2
Wauchula, Desoto	2
Vero Beach, Unknown	2
Winter Park, Dade	2
Yeehaw, Okeechobee	2
Boynton Beach, Broward	2
Cape Haze, Charlotte	2
Bristol, Calhoun	2
Bayou George, Bay	2
000000, Unknown	2
Babcock Ranch, Charlotte	2
Conch Key, Monroe	2
Jacksonville Naval Hospital, Duval	2
Jacksonville, Nassau	2
Longview, Dade	2
Kingsley Lake, Bradford	2
Newberry, Gilchrist	2
Mesa, Unknown	2
Miramar, Dade	2
Okeechobee, Lake	2
Ormond Beach, Flagler	2
Milligan, Okaloosa	2
Ocoee, Leon	2
Land O Lakes, Hillsborough	2
Lloyd, Jefferson	2
Los Angeles, Dade	2
Keystone Heights, Bradford	2
Carl Fisher, Dade	2
Cross City, Taylor	2
Glenwood, Volusia	2
Fort Lauderdale, Alachua	2
Wacissa, Jefferson	2
Windermere, Lake	2
Winter Park, Highlands	2
Saint Marys, Nassau	2
Dade City, Unknown	2
Day, Lafayette	2
Cross Key, Monroe	2
Green Cove Springs, Duval	2
Bowling Green, Polk	2
Crescent Beach, Sarasota	2
Marysville, Dade	2
Tampa, Broward	2

COVID-19: characteristics of 1,065,476 Florida resident cases

Data through Dec 8, 2020 verified as of Dec 9, 2020 at 10:25 AM

Data in this report are provisional and subject to change.

The table below includes the cities and counties of residence for cases in Florida residents based on the patient's ZIP Code. Note that city is not always received as part of the initial notification and may be missing while the case is being investigated.

City and county	Cases
Sunrise, Unknown	2
Samoset, Manatee	2
Seguin, Unknown	2
Oakland Park, Unknown	2
Jupiter Island, Martin	2
Labelle, Collier	2
Lauderhill, Unknown	2
Jonesville, Alachua	2
Miami, Martin	2
Long Beach, Orange	2
Maitland, Palm Beach	2
Miramar, Unknown	2
Missing, Monroe	2
North Port, Charlotte	2
Ocean Reef Club, Monroe	2
New Port Richey, Hillsborough	2
Apopka, Duval	2
Venice, Dade	2
Winter Park, Collier	2
Winter Park, Duval	2
Winter Park, Hillsborough	2
Winter Park, Volusia	2
Windermere, Hillsborough	2
Sand Lake, Orange	2
University Of Central Fl, Broward	2
Tavares, Unknown	1
Temple, Palm Beach	1
Stiamk, Dade	1
Surfside Beach, Orange	1
Sun City Center, Lee	1
Pompano Beach, Dade	1
Pompano Beach, Osceola	1
Port Charlotte, Lee	1
Port Saint Lucie, Marion	1
Port St Luice, Unknown	1
Port St. Lucie, St. Lucie	1
Rivera Beach, Unknown	1
Saint Petersburg, Duval	1
Roswell, Bay	1
Ruskin, Manatee	1
Winnetka, Dade	1
Winter Springs, Orange	1
Youngstown, Washington	1
Zellwood, Brevard	1
Zellwood, Osceola	1
Winter Park, Manatee	1
Winter Park, Palm Beach	1
Winter Park, Pinellas	1
Unknown, Duval	1
Weston, Unknown	1
Wildwood, Lee	1
West Hollywood, Broward	1
West Palm Beach, Unknown	1
Boys Ranch, Suwannee	1
Celebration, Orange	1
Coal City, Pasco	1
Delray Beach, Broward	1
Arabi, Orange	1
Austin, Dade	1

COVID-19: characteristics of 1,065,476 Florida resident cases

Data through Dec 8, 2020 verified as of Dec 9, 2020 at 10:25 AM

Data in this report are provisional and subject to change.

The table below includes the cities and counties of residence for cases in Florida residents based on the patient's ZIP Code. Note that city is not always received as part of the initial notification and may be missing while the case is being investigated.

City and county	Cases
Azalea Park, Broward	1
Addison, Pasco	1
Alafaya, Dade	1
Alford, Washington	1
Apo, Collier	1
Belle Isle, Seminole	1
Apopka, Alachua	1
Apopka, Citrus	1
Big Torch Key, Monroe	1
Black, Holmes	1
Boca Raton, Lee	1
Bonifay, Unknown	1
East Rockland Key, Monroe	1
Crescent City, Marion	1
Crestview, Unknown	1
Grant Valkaria, Brevard	1
Fort Worth, Broward	1
Franklin, Orange	1
Gainesville, Santa Rosa	1
Fort Lauderdale, Lee	1
Fort Pierce, Brevard	1
High Springs, Columbia	1
Gwynn Oak, Polk	1
Indianapolis, Lee	1
Jena, Taylor	1
Newaygo, Charlotte	1
Na, Dade	1
Naples, Leon	1
Missing, Washington	1
Missing, Flagler	1
Okeechobee, Highlands	1
Pine Hills, Polk	1
Painted Post, Pasco	1
Palatka, Marion	1
Pensacola Naval Hospital, Escambia	1
Mattoon, Lee	1
Milford, Bay	1
Littleton, St. Johns	1
Los Angeles, Orange	1
Marianna, Washington	1
Mary Esther, Hillsborough	1
Lake Worth, Unknown	1
Land, Unknown	1
Lecanto, Palm Beach	1
Lake In The Hills, Broward	1
Jupiter, Pinellas	1
Kansas City, Palm Beach	1
North Porte, Unknown	1
Notrealville, Polk	1
Ocoee, Manatee	1
Okeechobi, Unknown	1
Orlando, Gadsden	1
Orem, Dade	1
Orlando, Clay	1
Orlando, Walton	1
Oviedo, Lake	1
Panomo City, Bay	1
Pensacola, Dade	1
Plantation Key, Monroe	1

COVID-19: characteristics of 1,065,476 Florida resident cases

Data through Dec 8, 2020 verified as of Dec 9, 2020 at 10:25 AM

Data in this report are provisional and subject to change.

The table below includes the cities and counties of residence for cases in Florida residents based on the patient's ZIP Code. Note that city is not always received as part of the initial notification and may be missing while the case is being investigated.

City and county	Cases
Plantation, Leon	1
Ridgewood, Lee	1
Roseville, Broward	1
San Marcos, Unknown	1
Sarasota, Unknown	1
Saint Petersburg, Bay	1
Pooler, Broward	1
Port Canaveral, Brevard	1
Surprise, Unknown	1
St Cloud, Orange	1
Syracuse, Unknown	1
Vernon, Walton	1
Unknown, Manatee	1
Venezuela, Unknown	1
University Of Central Florida, Duval	1
Twentynine Palms, Broward	1
Winfield, Hillsborough	1
Winter Garden, Lee	1
Winter Garden, Unknown	1
Winter Park, Bay	1
Whippany, Volusia	1
Xifamk, Dade	1
Metter, Manatee	1
Miami Dade, Unknown	1
Miamksaohes, Dade	1
Missing, Lafayette	1
North Brunswick, St. Lucie	1
North Lauderdale, Unknown	1
Monument, Broward	1
Mokena, Lee	1
Mount Vernon, Volusia	1
Mulberry, Hillsborough	1
Morrisville, Palm Beach	1
Inglis, Citrus	1
Greensboro, Leon	1
Irmo, Unknown	1
Island Grove, Alachua	1
Jacksonville, Baker	1
Key West, Palm Beach	1
Kilgore, Dade	1
Jupiter Inlet, Palm Beach	1
Macclenny, Dixie	1
Madison, Jefferson	1
Land O Lakes, Unknown	1
Landolakes, Unknown	1
Lima, Volusia	1
Crestview, Broward	1
Crestview, Walton	1
Clarcona, Seminole	1
Clearwater, Leon	1
Callahan, Duval	1
Bradenton, Lee	1
Bogota, Unknown	1
Alafaya, Pinellas	1
Apopka, Leon	1
Atlanta, Walton	1
Attalla, Broward	1
Azalea Park, Lake	1
Azalea Park, Polk	1

COVID-19: characteristics of 1,065,476 Florida resident cases

Data through Dec 8, 2020 verified as of Dec 9, 2020 at 10:25 AM

Data in this report are provisional and subject to change.

The table below includes the cities and counties of residence for cases in Florida residents based on the patient's ZIP Code. Note that city is not always received as part of the initial notification and may be missing while the case is being investigated.

City and county	Cases
Glen Cove, Unknown	1
Glen Saint Mary, Duval	1
Gainesville, Levy	1
Fleming Island, Duval	1
Crystal River, Marion	1
Cape San Blas, Gulf	1
Deerfield Beach, Polk	1
Defuniak Springs, Okaloosa	1
Eatonville, Hillsborough	1
San Antonio, Orange	1
Shirley, Flagler	1
Seminole, Leon	1
Syracuse, Polk	1
Tallahassee, Dade	1
Tamarac, Dade	1
Tarpon Springs, Unknown	1
Tavares, Orange	1
Town Of Nocatee, St. Johns	1
University Of Central Fl, Pinellas	1
Unkn, Duval	1
Unknown, Volusia	1
Piasa, Putnam	1
Saint Joseph, Volusia	1
Russellville, Bay	1
Port Saint Lucie, Palm Beach	1
Prattville, Hillsborough	1
Prestonsburg, Bay	1
Quincy, Jackson	1
Rapid City, Broward	1
Red Bay, Holmes	1
Woodbine, Nassau	1
Winter Garden, Marion	1
Winter Park, Citrus	1
Winter Park, Hendry	1
Winter Garden, Duval	1
West Yarmouth, St. Lucie	1
Waipahu, Santa Rosa	1
Ward, Polk	1
Suitland, Volusia	1
Venetian Islands, Dade	1
Fort Lauderdale, Leon	1
Fort White, Clay	1
Downingtown, Hillsborough	1
Greensburg, Palm Beach	1
Far Rockaway, Dade	1
Garden City, Alachua	1
Gaylord, Orange	1
Hoclywsod, Dade	1
Hiawassee, Osceola	1
Homeless, Hillsborough	1
Homeless, Monroe	1
Homeless, Pinellas	1
Gurabo, Osceola	1
Haines Creek, Lake	1
Hallandale, Unknown	1
Hernando, Marion	1
Hialeah, Collier	1
Dallas, Hernando	1
Deer Park, Dade	1

COVID-19: characteristics of 1,065,476 Florida resident cases

Data through Dec 8, 2020 verified as of Dec 9, 2020 at 10:25 AM

Data in this report are provisional and subject to change.

The table below includes the cities and counties of residence for cases in Florida residents based on the patient's ZIP Code. Note that city is not always received as part of the initial notification and may be missing while the case is being investigated.

City and county	Cases
Deerfield Beach, Unknown	1
Deland, Seminole	1
Carmel, Orange	1
Chicago, Unknown	1
Coconut Ck, Unknown	1
Copeland, Collier	1
Brandon, Unknown	1
Brooklyn, Lee	1
Caracas, Dade	1
Boca Raton, Broward	1
Belle Isle, Osceola	1
Apopka, Brevard	1
Apopka, Clay	1
Apopka, Polk	1
Asheville, Highlands	1
Bartow, Hardee	1
Bel Air, Collier	1
Alachua, Duval	1
Alpharetta, Broward	1
Key West, Duval	1
Kingsland, Nassau	1
Knoxville, Bay	1
Indian Rocks Beach, Duval	1
Jefferson, Dade	1
Jonesboro, Leon	1
Jupiter, Dade	1
Jupiter, St. Lucie	1
Kenilworth, Leon	1
Mckinney, Broward	1
Miamc, Dade	1
Lake Butler, Alachua	1
Lakeland, Unknown	1
Ldhl, Broward	1
Las Vegas, Palm Beach	1
North Palm Beach, Orange	1
Northport, Sarasota	1
Oakland, Lee	1
Milford, Lee	1
Micanopy, Marion	1
Monroe Township, Palm Beach	1
Moore Haven, Okeechobee	1
Morrisville, Unknown	1
Orlando, Putnam	1
Orlo Vista, Orange	1
Other, Dade	1
Pass-A-Grille Beach, Pinellas	1
Pembroke Lakes, Broward	1
Paducah, Manatee	1
Panama City, Unknown	1
Pembroke Pines, Dade	1
Pensacola, Sumter	1
Oldsrav, Manatee	1
Middletown, Osceola	1
Melrose, Clay	1
North Laud, Unknown	1
Monroe, Hillsborough	1
Missing, Osceola	1
Longwood, Broward	1
Lucedale, St. Lucie	1

COVID-19: characteristics of 1,065,476 Florida resident cases

Data through Dec 8, 2020 verified as of Dec 9, 2020 at 10:25 AM

Data in this report are provisional and subject to change.

The table below includes the cities and counties of residence for cases in Florida residents based on the patient's ZIP Code. Note that city is not always received as part of the initial notification and may be missing while the case is being investigated.

City and county	Cases
Mayaguez, Dade	1
Macclenny, Duval	1
Interlachen, Duval	1
Hosford, Calhoun	1
Hialeahgardens, Dade	1
Greenbrier, Bay	1
Columbia, Volusia	1
Cincinnati, Dade	1
Circle Pines, St. Lucie	1
Champions Gate, Osceola	1
Dracut, Orange	1
Davie, Unknown	1
Dayton, Orange	1
Floral, Okaloosa	1
Gibson, Unknown	1
Edgewood, Broward	1
Baker, Santa Rosa	1
Alva, Escambia	1
Arcadia, Highlands	1
Armstrong, St. Johns	1
Belmont, Santa Rosa	1
Blountstown, Broward	1
Belle Isle, Duval	1
Bronson, Alachua	1
Brook, Alachua	1
Bonita, Lee	1
Brandon, Pinellas	1
Wtixrat, Dade	1
Windermere, Volusia	1
Ventura, Orange	1
Westlake Village, Unknown	1
Watersound, Bay	1
Unk, Duval	1
Trenton, Dixie	1
Unknown, Unknown	1
Umatilla, Marion	1
Perth Amboy, Hillsborough	1
Puerto Rico, Unknown	1
Randolph, Orange	1
Powell, Lee	1
Saint Petersburg, Charlotte	1
Saint Lucie Village, St. Lucie	1
Sunrise, Dade	1
Toms River, Lee	1
Tourist, Dade	1
Sebring, Glades	1
Sanford, Orange	1
Sharpes, Brevard	1
Sorrento, Orange	1
Gotha, Palm Beach	1
Fort Myers, Unknown	1
Fort Pierce, Unknown	1
Eatonville, Osceola	1
Eau Gallie, Brevard	1
Edgewood, Osceola	1
Homeless, Polk	1
Homosassa, Hernando	1
Harrison, Pinellas	1
Granada Hills, Broward	1

COVID-19: characteristics of 1,065,476 Florida resident cases

Data through Dec 8, 2020 verified as of Dec 9, 2020 at 10:25 AM

Data in this report are provisional and subject to change.

The table below includes the cities and counties of residence for cases in Florida residents based on the patient's ZIP Code. Note that city is not always received as part of the initial notification and may be missing while the case is being investigated.

City and county	Cases
Hailandale, Unknown	1
Hialeah, Bay	1
Cypress, Leon	1
Deland, St. Lucie	1
Deltona, Orange	1
Clermont, Osceola	1
Clewiston, Glades	1
Cartersville, Unknown	1
Anaheim, Unknown	1
Alafaya, Palm Beach	1
Athens, Duval	1
Bogota, Orange	1
Belle Isle, Dade	1
Bronx, Palm Beach	1
Lewisburg, Pasco	1
Lake Geneva, Clay	1
Jerusalem, St. Johns	1
La Grange, Dade	1
Lake City, Hamilton	1
Maitland, Dade	1
Marshall, Dade	1
Louisville, Manatee	1
Los Angeles Ca, Unknown	1
Littleton, Dade	1
Navarre, Okaloosa	1
Newark, Broward	1
Newburgh, Bay	1
Okeechobee, Glades	1
Oooooo, Unknown	1
North Pole, Seminole	1
North Port, Lee	1
Miami, Hillsborough	1
Middlesburg, Duval	1
Mount Pleasant, Gadsden	1
Missing, Jackson	1
Port Everglades, Broward	1
Rex, Duval	1
Saint Johns, Unknown	1
Rye, Duval	1
Orlando, Washington	1
Orem, Broward	1
Peoria, Unknown	1
Pacifica, Dade	1
Palm Coast, Polk	1
Palm Coast, Volusia	1
Parker, Dade	1
Saint Petersburg, St. Lucie	1
Saxis, Lee	1
Sebring, Lee	1
Sun City Center, Hardee	1
Tallahassee, Duval	1
Spring Hill , Hernando	1
Starke, Clay	1
Stone Mountain, Palm Beach	1
West Villages, Sarasota	1
Wichita, Volusia	1
Windermere, Broward	1
Washington, Unknown	1
Wekiva Springs, Seminole	1

COVID-19: characteristics of 1,065,476 Florida resident cases

Data through Dec 8, 2020 verified as of Dec 9, 2020 at 10:25 AM

Data in this report are provisional and subject to change.

The table below includes the cities and counties of residence for cases in Florida residents based on the patient's ZIP Code. Note that city is not always received as part of the initial notification and may be missing while the case is being investigated.

City and county	Cases
University Of Central Fl, Clay	1
Tulsa, Orange	1
Winter Park, Calhoun	1
Winter Park, Indian River	1
Winter Park, Lee	1
Windermere, Pasco	1
Winter Garden, Pinellas	1
Zolfo Springs, Polk	1
Tangerine, Seminole	1
Tampa Palms, Hillsborough	1
Soldotna, Broward	1
South Burlington, Orange	1
Steinhatchee, Madison	1
Weston, Dade	1
Wheaton, Lee	1
Wesley Chapel, Alachua	1
Tewksbury, Orange	1
University Of Central Florida, Monroe	1
Ocoee, Lee	1
Ocoee, Volusia	1
Okeechobee, St. Lucie	1
Opalocka, Dade	1
Orlando, Hendry	1
Orlando, Levy	1
Palm Springs North, Dade	1
Palm Coast, Duval	1
Pembroke Puine, Unknown	1
Perry, Leon	1
Provincetown, Collier	1
Pineland, Lee	1
Saint Johns, Orange	1
San Antonio, Sarasota	1
San Antonio, Unknown	1
Sanford, Volusia	1
Greenville, Jefferson	1
Holt, Santa Rosa	1
Gotha, Leon	1
Gilmer, Dade	1
Haverford, Hillsborough	1
Hispanic, St. Lucie	1
Lemoyne, Manatee	1
Lake Placid, Alachua	1
Kingsland, Duval	1
Kissimmee, Brevard	1
Lake Buena Vista, Orange	1
Magnolia Square, Osceola	1
Maitland, Alachua	1
Las Vegas, Orange	1
Melrose, Alachua	1
Miamf, Dade	1
Miami G, Dade	1
Miami, Collier	1
Marianna, Calhoun	1
Oakland, Lake	1
Oakland, Leon	1
Missing, Leon	1
Naples, Orange	1
New Richmond, Volusia	1
Clear Brook, Lee	1

COVID-19: characteristics of 1,065,476 Florida resident cases

Data through Dec 8, 2020 verified as of Dec 9, 2020 at 10:25 AM

Data in this report are provisional and subject to change.

The table below includes the cities and counties of residence for cases in Florida residents based on the patient's ZIP Code. Note that city is not always received as part of the initial notification and may be missing while the case is being investigated.

City and county	Cases
Crestview, Holmes	1
Columbus, Brevard	1
Cookeville, Seminole	1
Dallas, Lee	1
Deland, Lake	1
Deland, Polk	1
Doctors Inlet, Clay	1
Estero, Collier	1
Fanning Springs, Levy	1
Cumberland, Palm Beach	1
Dade City, Hillsborough	1
Boca Raton, Unknown	1
Blowing Rock, Polk	1
Carol Stream, Orange	1
Charlotte, Pasco	1
Apopka, St. Lucie	1
Belle Isle, Polk	1
Apopka, Manatee	1
99, Unknown	1
Aollywoss, Dade	1
Woodland Hills, Brevard	1
Westerville, Hillsborough	1
Windermere, Dade	1
Winston Salem, Unknown	1
Wilbur By The Sea, Volusia	1
Willowbrook, Lee	1
University Of Central Fl, Pasco	1
Tampa, Manatee	1
University Of Central Florida, Hillsborough	1
Wellington, Unknown	1
Vero Beach, Brevard	1
Village Of Palm Springs, Palm Beach	1
Webster, Pasco	1
Palm City, Unknown	1
Oviedo, Leon	1
Porter Ranch, Dade	1
Raiford, Bradford	1
Pompano Beach, Alachua	1
Pine Hills, Broward	1
Port Saint Lucie, Indian River	1
Riverview, Manatee	1
Russellville, Hillsborough	1
Saint Augustine, Okaloosa	1
Steinhatchee, Alachua	1
San Diego, Unknown	1
Longwood, Orange	1
Miamii, Dade	1
Miamt, Dade	1
Mid Florida, Seminole	1
Middleburg, Duval	1
Old Town, Gilchrist	1
Ocoee, Hillsborough	1
Ocala, Unknown	1
N/A, Duval	1
Naples, Alachua	1
Jeffersonville, Broward	1
Homeless, Dade	1
Hickory, Lee	1
Hallandate Ben, Unknown	1

COVID-19: characteristics of 1,065,476 Florida resident cases

Data through Dec 8, 2020 verified as of Dec 9, 2020 at 10:25 AM

Data in this report are provisional and subject to change.

The table below includes the cities and counties of residence for cases in Florida residents based on the patient's ZIP Code. Note that city is not always received as part of the initial notification and may be missing while the case is being investigated.

City and county	Cases
Live Oak, Columbia	1
Lauderdale Hill, Unknown	1
Lake Worth, Broward	1
Colorado Springs, Unknown	1
Conifer, Lee	1
Bryn Mawr, Palm Beach	1
Camden Wyoming, Duval	1
Chipley, Holmes	1
Chipley, Jackson	1
Chattanooga, Dade	1
Alva, Collier	1
Alys Beach, Bay	1
333, Unknown	1
Alafaya, Volusia	1
Apple Creek, Citrus	1
Azalea Park, Osceola	1
Fortlauderdale, Unknown	1
Ft Pierce, Unknown	1
Garland, Orange	1
Fort Denaud, Glades	1
Everett, Dade	1
Fl State Lot, Leon	1
El Paso, Unknown	1
Eatonville, Seminole	1
Destin, Unknown	1
South Otselic, Dade	1
Springhill, Unknown	1
Saint Petersburg, Dade	1
San Juan, Osceola	1
San Pedro Sula, Dade	1
Richmond Heights, Dade	1
Rochester, Lee	1
Rosemary Beach, Bay	1
University Of Central Fl, St. Johns	1
University Of Central Florida, Dade	1
Unknown, Orange	1
Tinley Park, Lee	1
Sumatra, Liberty	1
Telluride, Lee	1
Winter Garden, Sumter	1
Wimauma, Manatee	1
Windermere, Lee	1
Wayne, Dade	1
West Simsbury, Collier	1
Bryn Mawr, Collier	1
Apopka, Palm Beach	1
Aspen, Palm Beach	1
Azalea Park, Sarasota	1
Bartow, Unknown	1
Boca Rotan, Unknown	1
Clermont, Unknown	1
Duke Field Air Force Station, Okaloosa	1
Deltona , Volusia	1
Columbia, Orange	1
Coral Springs, Unknown	1
Cornelius, Leon	1
Crestview, Dade	1
Dade City, Polk	1
Dania, Unknown	1

COVID-19: characteristics of 1,065,476 Florida resident cases

Data through Dec 8, 2020 verified as of Dec 9, 2020 at 10:25 AM

Data in this report are provisional and subject to change.

The table below includes the cities and counties of residence for cases in Florida residents based on the patient's ZIP Code. Note that city is not always received as part of the initial notification and may be missing while the case is being investigated.

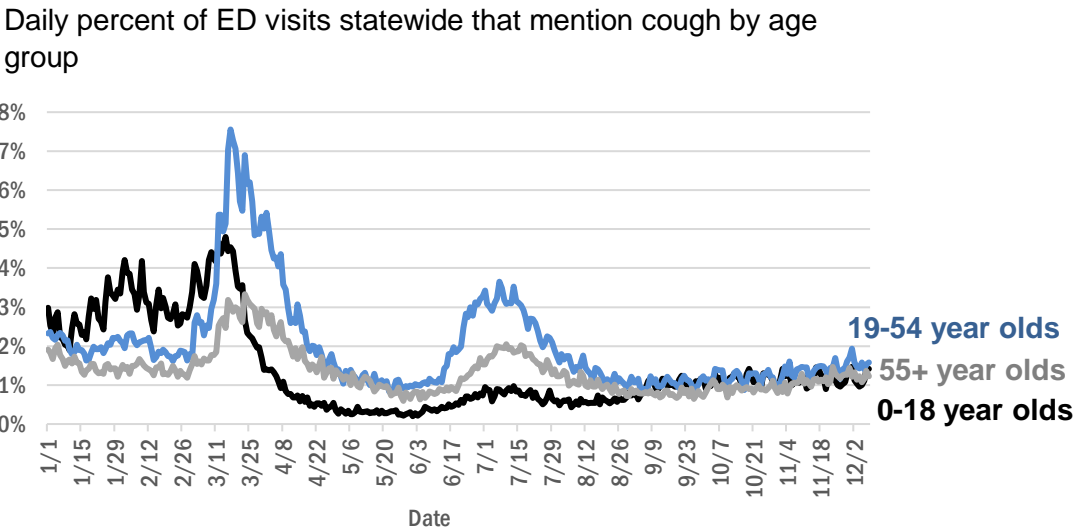
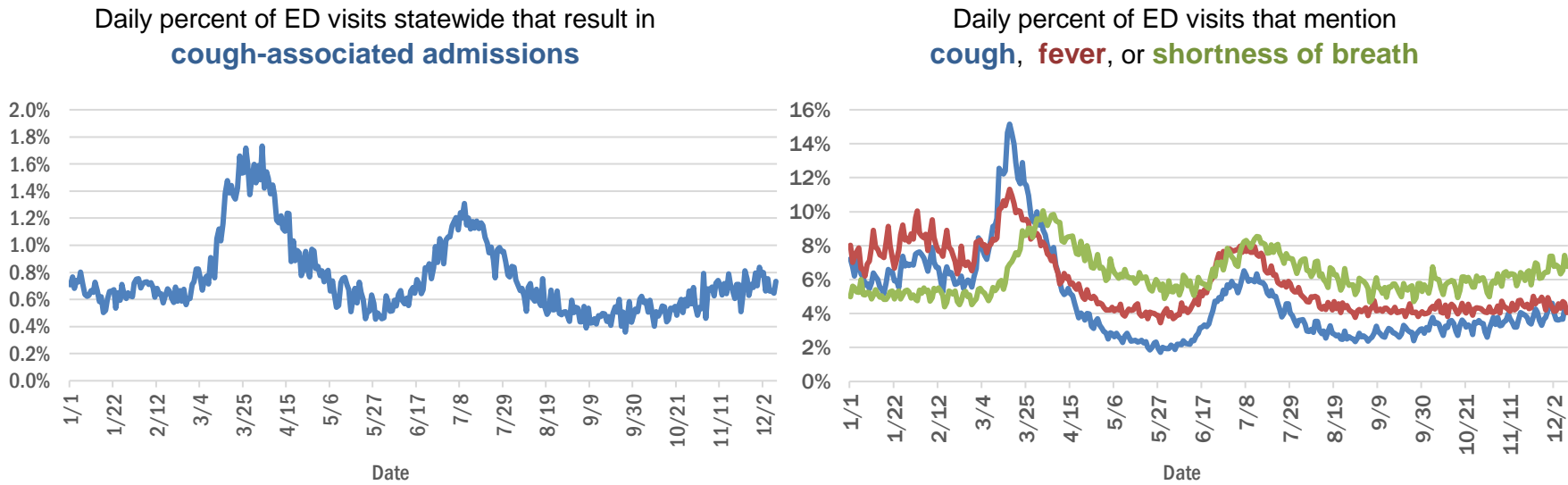
City and county	Cases
Darien, Pasco	1
Fdsf, Unknown	1
Fwb, Unknown	1
Gainesville, Orange	1
Gastonia, Polk	1
Green, Clay	1
Gulf Shores, Escambia	1
Knoxville, Duval	1
Havanna, Gadsden	1
Hialeah Lakes, Dade	1
Hilliard, Dade	1
Hollywood, Leon	1
Holt, Unknown	1
Humble, Broward	1
Los Angeles, Polk	1
Lakewood, Unknown	1
Maitland, Unknown	1
Melbourne, Orange	1
Miami Beach, Palm Beach	1
Miami Granders, Dade	1
Missing, Sarasota	1
Missing, Taylor	1
Myakka, Duval	1
Naples, Broward	1
Naugatuck, Lee	1
Missing, Highlands	1
Minneapolis, Broward	1
Minneapolis, Collier	1
Otter Creek, Levy	1
Opa Locka, Unknown	1
New Vernon, Sarasota	1
New York, Broward	1
Oakland, Broward	1
Oakland, Manatee	1
Ocoee, Polk	1
Port Charlotte Fl, Unknown	1
Ponce, Orange	1
Pensacola, Santa Rosa	1
Plantation, Unknown	1
Total	1,065,476

COVID-19: additional surveillance information

Data through Dec 8, 2020 verified as of Dec 9, 2020 at 10:25 AM

Data in this report are provisional and subject to change.

Statewide emergency department (ED) chief complaint and admission data



19-54 year olds

55+ year olds

0-18 year olds

The Electronic Surveillance System for the Early Notification of Community-Based Epidemics (ESSENCE-FL) includes chief complaint data from 211 of 211 Florida EDs. Data are transmitted electronically to ESSENCE-FL daily or hourly.

COVID-19: testing by laboratory

Data through Dec 8, 2020 verified as of Dec 9, 2020 at 10:25 AM

Data in this report are provisional and subject to change.

The numbers in the table below represent the number of Florida and non-Florida residents for whom test results were received by the Department of Health. A person can be tested by more than one laboratory and can have both positive and negative results. **Therefore, the sum of the numbers in each column will be larger than the total number of people tested.**

Reporting lab	Inconclusive	Negative	Positive	Percent positive	Total
LABORATORY CORPORATION OF AMERICA	2,036	1,255,729	155,917	11%	1,413,682
QUEST DIAGNOSTICS	9,372	1,134,267	157,249	12%	1,300,888
CURATIVE LABS	7,830	775,432	92,538	11%	875,800
BIO REFERENCE LABORATORIES, INC	7,245	732,333	132,942	15%	872,520
GENETWORX	661	390,602	32,932	8%	424,195
REALTOX LABS LLC	3,847	341,488	54,670	14%	400,005
HELIX	3,122	266,924	38,135	12%	308,181
EAST FLORIDA STATE COLLEGE - BREVARD		201,070	25,385	11%	226,455
RCA LABORATORY SERVICES, LLC		182,564	12,394	6%	194,958
IMPACT HEALTH BIOMETRIC TESTING, INC	836	148,958	14,938	9%	164,732
NOMIHEALTH		135,516	14,925	10%	150,441
ELABNETWORK	1,058	131,307	10,830	8%	143,195
MAKO GENOMICS	5,783	113,078	18,392	13%	137,253
NORTHWEST LABORATORY	246	120,953	6,734	5%	127,933
BPHL-JACKSONVILLE	18	109,450	17,089	14%	126,557
MAYO CLINIC LABORATORIES	271	108,773	11,530	10%	120,574
ADVENT HEALTH LAB	112	101,260	13,957	12%	115,329
MEDICAL DIAGNOSTIC LABORATORIES	967	97,574	13,966	12%	112,507
ADVENTHEALTH LAB	98	100,328	9,920	9%	110,346
BAYCARE LABORATORIES LLC	453	97,870	8,294	8%	106,617
MEMORIAL REGIONAL HOSPITAL SOUTH	22	84,711	16,709	16%	101,442
BIOCOLLECTIONS WORLDWIDE, INC	596	89,060	11,578	11%	101,234
BPHL-MIAMI	225	85,449	13,887	14%	99,561
KORVALABS, INC	1,281	90,567	4,633	5%	96,481
ASCENSION SACRED HEART HOSPITAL - PENSACOLA	2	84,951	10,860	11%	95,813
ORLANDO HEALTH SYSTEM	586	84,788	8,106	9%	93,480
REAL DIAGNOSTICS	425	70,043	8,979	11%	79,447
SUNPATH MEDICAL DIAGNOSTICS LABORATORY	694	66,635	9,564	12%	76,893
TAMPA GENERAL HOSPITAL	4	69,737	5,492	7%	75,233
FULGENT DIAGNOSTICS LABORATORY	1,167	68,018	5,717	8%	74,902
UF HEALTH MEDICAL LAB	33	68,287	5,547	8%	73,867
BPHL-TAMPA (SPECTRUM BLVD)	45	61,209	10,239	14%	71,493
DIATHERIX LABORATORIES		62,252	8,660	12%	70,912
TESTING MATTERS INC	50	60,206	7,624	11%	67,880
AKESOGEN		52,947	8,455	14%	61,402
BAPTIST HEALTH SOUTH FLORIDA	206	48,004	7,415	13%	55,625
ASCENSION ST VINCENT'S - RIVERSIDE	1	49,473	5,672	10%	55,146
JACKSON MEMORIAL HOSPITAL CLINICAL LAB	79	45,615	8,556	16%	54,250
ARUP LABORATORIES	16	49,932	2,897	5%	52,845
AMERICAN HEALTH ASSOCIATES	9	47,070	3,479	7%	50,558
UF HEALTH SHANDS HOSPITAL	298	46,695	2,812	6%	49,805
LAKELAND REGIONAL MEDICAL CENTER	116	43,972	4,786	10%	48,874
AIT LABORATORIES		40,317	4,566	10%	44,883
VIRACOR EUROFINS		34,781	9,687	22%	44,468
PWNHEALTH	55	35,233	2,573	7%	37,861
SOUTH MIAMI HOSPITAL LAB	140	33,496	4,218	11%	37,854
ORANGE COUNTY CONVENTION CENTER		33,330	3,647	10%	36,977

COVID-19: testing by laboratory

Data through Dec 8, 2020 verified as of Dec 9, 2020 at 10:25 AM

Data in this report are provisional and subject to change.

The numbers in the table below represent the number of Florida and non-Florida residents for whom test results were received by the Department of Health. A person can be tested by more than one laboratory and can have both positive and negative results. **Therefore, the sum of the numbers in each column will be larger than the total number of people tested.**

Reporting lab	Inconclusive	Negative	Positive	Percent positive	Total
TALLAHASSEE MEMORIAL HOSPITAL	150	32,576	3,620	10%	36,346
APPLIED INGENUITY DIAGNOSTICS LLC		34,248	1,575	4%	35,823
MIAMI DADE COUNTY☐		32,093	3,527	10%	35,620
BAPTIST HEALTH - JACKSONVILLE	4	33,330	2,200	6%	35,534
WALGREENS	30	27,599	5,020	15%	32,649
LEE HEALTH - CAPE CORAL HOSPITAL	3	26,754	4,213	14%	30,970
BROWARD GENERAL MEDICAL CENTER-CLINICAL LAB	2	26,986	2,738	9%	29,726
SARASOTA MEMORIAL HOSPITAL MAIN LAB	12	27,129	2,036	7%	29,177
UNIVERSITY OF MIAMI HOSPITAL	32	25,577	2,733	10%	28,342
MILLENNIUM PHYSICIAN GROUP	16	24,153	4,010	14%	28,179
UF HEALTH JACKSONVILLE	42	24,665	2,202	8%	26,909
NICKLAUS CHILDREN'S HOSPITAL	52	23,388	3,346	12%	26,786
INGENIOUS PERSONALIZED MEDICINE	121	22,014	4,104	16%	26,239
FLORIDA HOSPITAL - TAMPA	37	24,115	1,967	8%	26,119
ECCO LAB GROUP CO	377	21,537	3,676	14%	25,590
NORTH FLORIDA REGIONAL MEDICAL CENTER		19,811	1,995	9%	21,806
MOUNT SINAI MEDICAL CENTER	7	19,807	1,885	9%	21,699
ST JOSEPHS HOSPITAL LABORATORY	18	18,841	2,428	11%	21,287
STATLAB_MOBILE	1	19,242	1,985	9%	21,228
BRANDON REGIONAL HOSPITAL		18,639	2,204	11%	20,843
ACCESS DX LABORATORY	195	18,670	1,870	9%	20,735
ADVENT HEALTH - DAYTONA BEACH	32	18,882	1,417	7%	20,331
PALMETTO GENERAL HOSPITAL LAB	3	16,632	3,503	17%	20,138
JUPITER MEDICAL CENTER LAB	49	18,082	1,610	8%	19,741
JFK MEDICAL CENTER LAB	1	17,387	2,173	11%	19,561
GENESIS REFERENCE LABORATORIES		17,640	1,527	8%	19,167
NAPLES COMMUNITY HOSPITAL	60	17,222	1,757	9%	19,039
LAB DIAGNOSTICS LLC	375	12,721	5,141	28%	18,237
PANCARE OF FLORIDA INC		15,793	1,581	9%	17,374
BIOCERNA LABS	461	14,582	2,112	12%	17,155
INTEGRATED REGIONAL LABORATORIES LLP		14,979	2,168	13%	17,147
AVENTUS BIO LABS	16	15,044	1,982	12%	17,042
PATIENTS FIRST LAKE ELLA MEDICAL CENTER PA		14,301	2,548	15%	16,849
DRS CLACK SPENCER WHITE & MCCORMACK PA D/B/A		15,009	1,448	9%	16,457
SAINT MARY'S MEDICAL CENTER	22	14,000	1,651	11%	15,673
MORTON PLANT HOSPITAL-ADLER INSTITUTE	9	13,930	1,263	8%	15,202
HEALTH CENTER AT SINAI RESIDENCES		14,857	296	2%	15,153
ADVENTIST HEALTH SYSTEMS SUNBELT INC DBA		14,527	373	3%	14,900
INDIAN RIVER MEDICAL CENTER LAB		13,669	844	6%	14,513
EXACT SCIENCES LABORATORIES		13,091	1,036	7%	14,127
CLEVELAND CLINIC HOSPITAL LAB	4	11,938	1,514	11%	13,456
HEALTHLINK DIAGNOSTIC LABORATORIES	91	12,485	867	6%	13,443
WELLINGTON REGIONAL MED CTR LAB	5	11,898	1,451	11%	13,354
HOLY CROSS HOSPITAL CLINICAL LAB	1	12,427	737	6%	13,165

COVID-19: testing by laboratory

Data through Dec 8, 2020 verified as of Dec 9, 2020 at 10:25 AM

Data in this report are provisional and subject to change.

The numbers in the table below represent the number of Florida and non-Florida residents for whom test results were received by the Department of Health. A person can be tested by more than one laboratory and can have both positive and negative results. **Therefore, the sum of the numbers in each column will be larger than the total number of people tested.**

Reporting lab	Inconclusive	Negative	Positive	Percent positive	Total
LEESBURG REGIONAL MEDICAL CENTER		11,776	1,186	9%	12,962
OSCEOLA REGIONAL MEDICAL CENTER	1	11,212	1,528	12%	12,741
HOMESTEAD HOSPITAL CLINICAL LABORATORY	24	10,278	2,096	17%	12,398
RUTGERS CLINICAL GENOMICS LABORATORY	43	11,827	419	3%	12,289
MEMORIAL HOSPITAL JACKSONVILLE	8	10,235	1,845	15%	12,088
FLORIDA HOSPITAL WATERMAN LABORATORY	70	10,998	855	7%	11,923
WATSON CLINIC LLP		10,141	1,723	15%	11,864
ST MARKS HOSPITAL LABORATORY B	78	10,627	1,002	9%	11,707
STS LAB 2 LLC	6	11,375	321	3%	11,702
MEMORIAL REGIONAL HOSPITAL CLINICAL LABORATORY	10	10,735	732	6%	11,477
PWN HEALTH	17	9,205	2,002	18%	11,224
LEE HEALTH - LEE MEMORIAL HOSPITAL		8,480	2,726	24%	11,206
NORTHWEST MEDICAL CENTER	1	9,704	1,315	12%	11,020
WEST KENDALL BAPTIST HOSPITAL	8	9,006	2,005	18%	11,019
DELRAY MEDICAL CENTER LAB	3	9,909	1,008	9%	10,920
ORANGE PARK MEDICAL CENTER	9	9,192	1,657	15%	10,858
PRIVA PATH LABS	45	10,308	504	5%	10,857
BETHESDA HOSPITAL EAST		9,802	888	8%	10,690
LAWNWOOD REGIONAL MEDICAL CENTER	1	9,280	1,282	12%	10,563
OAK HILL HOSPITAL		9,455	995	10%	10,450
LARKIN COMMUNITY HOSPITAL INC DBA CARDIOTROPIC		6,820	3,622	35%	10,442
BAPTIST HEALTH - SOUTH		9,484	691	7%	10,175
ST ANTHONY'S HOSPITAL LAB	13	9,125	1,018	10%	10,156
WINTER HAVEN HOSPITAL CLINICAL LABORATORY	3	8,644	1,391	14%	10,038
UHEALTH CORAL GABLES/LENNAR MED CTR	3	9,324	559	6%	9,886
SRQ DRIVE THROUGH☐		8,944	905	9%	9,849
LARGO MEDICAL CENTER		8,870	930	9%	9,800
LARKIN COMMUNITY HOSPITAL	10	8,367	1,282	13%	9,659
CLEVELAND CLINIC TRADITION HOSPITAL		9,099	542	6%	9,641
BAYFRONT HEALTH - ST PETERSBURG	16	8,312	1,309	14%	9,637
PALM BEACH BALL PARK		8,604	994	10%	9,598
GOOD SAMARITAN MEDICAL CENTER LAB	1	8,356	1,226	13%	9,583
COAST DIAGNOSTICS LLC	27	8,773	685	7%	9,485
WESTSIDE REGIONAL MED CTR	2	8,044	1,282	14%	9,328
AVECINA	17	8,720	562	6%	9,299
MERCY HOSPITAL A CAMPUS OF PLANTATION GEN HOSP LAB	1	7,657	1,457	16%	9,115
MEASE COUNTRYSIDE LAB	2	8,273	799	9%	9,074
GULF COAST MEDICAL CENTER MICROLAB		7,060	1,943	22%	9,003
ST JOSEPHS HOSPITAL	8	7,963	1,011	11%	8,982
PALMS WEST HOSPITAL LAB	2	7,673	1,231	14%	8,906
AEGIS SCIENCES CORPORATION	39	7,958	836	9%	8,833
MEDICAL CENTER OF TRINITY CLINICAL LABORATORY	1	7,965	796	9%	8,762
WEST FLORIDA HOSPITAL LAB		7,063	1,564	18%	8,627
BOSTON HEART DIAGNOSTICS CORP		7,472	1,147	13%	8,619
REGIONAL MEDCIAL CENTER BAYONET POINT	2	8,044	540	6%	8,586

COVID-19: testing by laboratory

Data through Dec 8, 2020 verified as of Dec 9, 2020 at 10:25 AM

Data in this report are provisional and subject to change.

The numbers in the table below represent the number of Florida and non-Florida residents for whom test results were received by the Department of Health. A person can be tested by more than one laboratory and can have both positive and negative results. **Therefore, the sum of the numbers in each column will be larger than the total number of people tested.**

Reporting lab	Inconclusive	Negative	Positive	Percent positive	Total
BAPTIST HEALTHCARE - BAPTIST HOSPITAL	5	7,124	1,393	16%	8,522
HALIFAX MEDICAL CENTER LAB	33	7,313	1,170	14%	8,516
CORAL GABLES HOSPITAL CLINICAL LABORATORY		7,113	1,334	16%	8,447
WEST BOCA MEDICAL CENTER LAB		7,767	646	8%	8,413
THE VILLAGES REGIONAL HOSPITAL		7,830	583	7%	8,413
VISTA CLINICAL DIAGNOSTICS	108	7,712	576	7%	8,396
MANATEE MEMORIAL HOSPITAL		7,697	650	8%	8,347
AVECINA MEDICAL OAKLEAF	3	6,977	1,330	16%	8,310
FLORIDA HOSPITAL HEARTLAND MED CTR CLINICAL LAB	33	7,179	961	12%	8,173
AVENTURA HOSPITAL LAB		6,658	1,486	18%	8,144
Capital Regional Medical Ctr		6,705	1,416	17%	8,121
BLAKE MEDICAL CENTER		7,071	982	12%	8,053
LEE HEALTH - HEALTH PARK MEDICAL CENTER		6,735	1,314	16%	8,049
PALM BEACH GARDENS MEDICAL CTR LAB		7,223	676	9%	7,899
ADVENT HEALTH - WESLEY CHAPEL	14	7,277	607	8%	7,898
ACCESS MEDICAL LABORATORIES		4,488	3,311	42%	7,799
NCH NORTH NAPLES HOSPITAL LAB	15	6,733	827	11%	7,575
NIGHT LITE PEDIATRICS	4	5,768	1,725	23%	7,497
DOCTORS HOSPITAL	4	6,321	1,155	15%	7,480
AVECINA MEDICAL	4	6,094	1,320	18%	7,418
INDIAN RIVER PATHOLOGY LLC		6,667	534	7%	7,201
FLORIDA HOSPITAL FLAGLER	29	6,678	450	6%	7,157
INFORM DIAGNOSTICS, INC		6,782	368	5%	7,150
LAKE CITY MEDICAL CENTER		5,728	1,337	19%	7,065
PLANTATION GENERAL HOSPITAL		5,796	1,077	16%	6,873
FLORIDA MEDICAL CENTER - A CAMPUS OF NORTH SHORE	2	6,029	826	12%	6,857
CORAL SPRINGS MED CTR		6,192	613	9%	6,805
NONA SCIENTIFIC	4	5,330	1,399	21%	6,733
NORTHSIDE HOSPITAL AND HEART INSTITUTE		6,075	636	9%	6,711
LUMINUS DIAGNOSTICS		6,162	529	8%	6,691
MALABAR MEDICAL WALK IN CLINIC		5,863	794	12%	6,657
BINAXNOW	9	5,212	1,405	21%	6,626
NEMOURS CHILDRENS HOSPITAL		6,363	215	3%	6,578
P4 CLINICAL, LLC	71	6,006	495	8%	6,572
NORTH SHORE MEDICAL CENTER		5,456	1,094	17%	6,550
FLORIDA HOSPITAL DELAND	10	5,696	809	12%	6,515
ALL CHILDREN'S HOSPITAL		6,132	359	6%	6,491
FLORIDA LABORATORY ANALYSIS		5,866	610	9%	6,476
FLORIDA HOSPITAL ZEPHYRHILLS	10	5,929	523	8%	6,462
BROWARD HEALTH NORTH CLINICAL LABORATORY		5,696	719	11%	6,415
PATHNOSTICS	16	4,821	1,577	25%	6,414
GENOVA DIAGNOSTICS LABORATORY	17	5,972	408	6%	6,397
CENTRAL FLORIDA REGIONAL HOSPITAL		5,743	571	9%	6,314
Lake City HM		5,797	344	6%	6,141
VISTA CLINICAL	7	3,435	2,663	44%	6,105
FLORIDA HOSPITAL OF CARROLLWOOD	22	5,401	663	11%	6,086
MEMORIAL HOSPITAL WEST LABORATORY SERVICES	14	5,468	550	9%	6,032

COVID-19: testing by laboratory

Data through Dec 8, 2020 verified as of Dec 9, 2020 at 10:25 AM

Data in this report are provisional and subject to change.

The numbers in the table below represent the number of Florida and non-Florida residents for whom test results were received by the Department of Health. A person can be tested by more than one laboratory and can have both positive and negative results. **Therefore, the sum of the numbers in each column will be larger than the total number of people tested.**

Reporting lab	Inconclusive	Negative	Positive	Percent positive	Total
CLEVELAND CLINIC MARTIN SOUTH HOSPITAL	1	5,464	491	8%	5,956
OCALA REGIONAL MEDICAL CENTER		5,280	632	11%	5,912
WEST PALM HOSPITAL LAB		5,404	457	8%	5,861
FULGENT DIAGNOSTICS	98	5,336	335	6%	5,769
LEE HEALTH - GULF COAST MEDICAL CENTER	2	4,742	1,007	18%	5,751
BAPTIST HEALTH SOUTH FLORIDA - WEST KENDALL URGENT CARE		4,859	787	14%	5,646
BAPTIST HEALTH - BEACHES		5,255	376	7%	5,631
UNITED CLINICAL LABORATORY LLC	2	4,562	1,054	19%	5,618
KD MEDICAL CHOICE LLC		4,779	538	10%	5,317
LABSTAT LLC	2	4,968	279	5%	5,249
MARTIN HOSPITAL SOUTH LAB		4,966	279	5%	5,245
MORTON PLANT-MEASE	1	4,845	381	7%	5,227
ANNE BATES LEACH EYE HOSPITAL/ ABLEH MICROBIOLOGY LABORATORY		5,123	74	1%	5,197
MEMORIAL HOSPITAL MICRO		4,836	332	6%	5,168
LAKEWOOD RANCH MEDICAL CENTER		4,752	368	7%	5,120
POINCIANA MEDICAL CENTER		4,010	1,110	22%	5,120
NIGHT LITE PEDIATRIC CENTER LLC		4,732	382	7%	5,114
MEDEXPRESS URGENT CARE	2	3,232	1,858	36%	5,092
LEON MEDICAL CENTERS LLC		4,042	1,010	20%	5,052
WEST MARION COMMUNITY HOSPITAL LAB		4,387	612	12%	4,999
FLORIDA HOSPITAL FISH MEMORIAL	19	4,364	585	12%	4,968
ADVENTHEALTH CENTRA CARE LAKE BUENA VISTA		4,816	151	3%	4,967
ST JOSEPHS NORTH HOSPITAL LAB	1	4,396	531	11%	4,928
ARCPOINT LABS	2	3,903	920	19%	4,825
SUNRISE MEDICAL LABORATORIES	2	4,503	298	6%	4,803
AMERICAN FAMILY CARE		2,856	1,927	40%	4,783
TROPICANA FIELD - LOT 2	17	4,297	411	9%	4,725
CLEVELAND CLINIC MARTIN NORTH HOSPITAL		4,265	425	9%	4,690
IMPERIAL POINT MEDICAL CENTER		4,322	359	8%	4,681
CARDIOPATH	1	4,237	398	9%	4,636
UNKNOWN	3	2,765	1,863	40%	4,631
ST LUCIE MEDICAL CENTER		3,811	819	18%	4,630
SOUTH BAY HOSPITAL CLINICAL LAB		4,198	408	9%	4,606
AVERO DIAGNOSTICS - IRVING	2	4,249	275	6%	4,526
BAPTIST HEALTH - NASSAU		4,250	191	4%	4,441
BAPTIST HEALTH SOUTH FLORIDA - COUNTRY WALK URGENT CARE		3,799	610	14%	4,409
OVIEDO MEDICAL CENTER		3,950	451	10%	4,401
MOFFITT CANCER CENTER	6	4,250	85	2%	4,341
HIALEAH HOSPITAL	4	3,364	808	19%	4,176
SOUTH FLORIDA BAPTIST HOSPITAL MICRO	2	3,580	560	14%	4,142
FORT WALTON BEACH MEDICAL CENTER		3,599	543	13%	4,142
HEALTHQUEST ESOTERICS		2,991	1,126	27%	4,117
ST PETERSBURG GENERAL HOSPITAL		3,392	640	16%	4,032
GENESIS MEDICAL LABORATORY	51	3,380	538	14%	3,969
CARDIOTROPIC LABS	83	3,141	724	18%	3,948
BAPTIST HEALTH SOUTH FLORIDA - MIAMI LAKES URGENT CARE		3,179	753	19%	3,932
FLORIDA HOSPITAL NORTH PINELLAS	11	3,650	262	7%	3,923

COVID-19: testing by laboratory

Data through Dec 8, 2020 verified as of Dec 9, 2020 at 10:25 AM

Data in this report are provisional and subject to change.

The numbers in the table below represent the number of Florida and non-Florida residents for whom test results were received by the Department of Health. A person can be tested by more than one laboratory and can have both positive and negative results. **Therefore, the sum of the numbers in each column will be larger than the total number of people tested.**

Reporting lab	Inconclusive	Negative	Positive	Percent positive	Total
NIGHT LITE PEDIATRICS URGENT CARE	1	3,386	531	14%	3,918
PHYSICIANS REGIONAL MEDICAL CENTER - PINE RIDGE RD	1	3,181	658	17%	3,840
MEDARBOR DIAGNOSTICS	1	2,951	871	23%	3,823
VIKOR SCIENTIFIC	3	2,986	800	21%	3,789
CernerELR_Advent		3,511	272	7%	3,783
THE HEALTHCARE DISTRICT OF PALM BEACH COUNTY	11	3,406	325	9%	3,742
HOLIDAY CVS LLC		3,539	176	5%	3,715
SYNERGY LABORATORIES	7	3,349	334	9%	3,690
UNIVERSITY HOSPITAL AND MEDICAL CENTER		2,814	805	22%	3,619
CLARITY LAB SOLUTIONS LLC		3,608	4	0%	3,612
BAPTIST HEALTH SOUTH FLORIDA - DORAL URGENT CARE		2,955	642	18%	3,597
ISPM LABS, LLC DBA CAPSTONE DIAGNOSTICS, LLC		3,455	77	2%	3,532
SANTA ROSA MEDICAL CENTER		2,972	536	15%	3,508
BAPTIST HEALTH SOUTH FLORIDA - CORAL SPRINGS URGENT CARE		3,036	396	12%	3,432
PUTNAM COMMUNITY MEDICAL CENTER		3,061	360	11%	3,421
BAPTIST HEALTH SOUTH FLORIDA - WESTCHESTER URGENT CARE		2,875	532	16%	3,407
H LEE MOFFITT CANCER CENTER LABORATORY		3,340	44	1%	3,384
BAPTIST HEALTH SOUTH FLORIDA - PEMBROKE PINES URGENT CARE		2,903	474	14%	3,377
BAYFRONT HEALTH - VENICE REGIONAL MEDICAL	1	3,122	243	7%	3,366
GENE BY GENE, GENOMICS RESEARCH CENTER LAB	35	3,203	90	3%	3,328
WESTCHESTER HOSPITAL	23	2,732	568	17%	3,323
BAYCARE COMMUNITY HEALTH		3,250	64	2%	3,314
FLORIDA HOSPITAL OCALA		3,082	202	6%	3,284
BAPTIST HEALTH - NORTH		2,580	698	21%	3,278
MEASE DUNEDIN HOSPITAL	4	3,002	256	8%	3,262
EXPRESS GENE MOLECULAR DIAGNOSTICS LABORATORY		2,851	398	12%	3,249
EGLIN AIR FORCE BASE	6	2,335	842	26%	3,183
PALMS OF PASADENA HOSPITAL		2,842	314	10%	3,156
RAULERSON HOSPITAL		2,646	480	15%	3,126
DOCTORS HOSPITAL OF SARASOTA CLINICAL LABORATORY		2,721	339	11%	3,060
BAYFRONT HEALTH - PORT CHARLOTTE		2,806	251	8%	3,057
ACUTIS DIAGNOSTICS	15	2,614	415	14%	3,044
MIDWAY SPECIALTY CARE CENTER DIAGNOSTICS	37	2,784	210	7%	3,031
SOLARIS DIAGNOSTICS	4	2,704	318	11%	3,026
SYNERGY DIAGNOSTIC LABORATORY	83	2,661	237	8%	2,981
MEMORIAL HOSPITAL- MIRAMAR	12	2,724	219	7%	2,955
ANGEL KIDS PEDIATRICS		2,818	100	3%	2,918
STONE CLINICAL LABORATORIES		2,789	96	3%	2,885
NORTHWEST FLORIDA COMMUNITY HOSPITAL	18	1,942	870	31%	2,830
TWIN CITIES HOSPITAL	1	2,518	302	11%	2,821
BETHESDA HOSPITAL WEST		2,532	234	8%	2,766
WALGREENS ORLANDO	3	2,407	319	12%	2,729
WALGREEN CO	2	2,406	313	12%	2,721
ADVENTHEALTH CENTRA CARE DR PHILLIPS		2,630	70	3%	2,700
DWIC OF TAMPA BAY INC		2,691			2,691
VETERANS AFFAIRS MEDICAL CENTER - ORLANDO		1,342	1,335	50%	2,677
MEDCOMP SCIENCES LLC	29	1,316	1,329	50%	2,674

COVID-19: testing by laboratory

Data through Dec 8, 2020 verified as of Dec 9, 2020 at 10:25 AM

Data in this report are provisional and subject to change.

The numbers in the table below represent the number of Florida and non-Florida residents for whom test results were received by the Department of Health. A person can be tested by more than one laboratory and can have both positive and negative results. **Therefore, the sum of the numbers in each column will be larger than the total number of people tested.**

Reporting lab	Inconclusive	Negative	Positive	Percent positive	Total
BAPTIST HEALTH SOUTH FLORIDA - CORAL GABLES (UNIVERSITY) URGENT CARE		2,334	298	11%	2,632
ADVENTHEALTH CENTRA CARE WINTER GARDEN		2,534	90	3%	2,624
MEDICAL DNA LABS LLC	2	2,464	157	6%	2,623
CENTRA CARE – WATERFORD LAKES		1,991	561	22%	2,552
ADVENT HEALTH - OCALA		2,124	400	16%	2,524
THE CENTER FOR URGENT CARE	2	2,012	481	19%	2,495
CITRUS MEMORIAL HOSPITAL LABORATORY		2,192	283	11%	2,475
ADVENTHEALTH CENTRA CARE WINTER PARK		2,393	64	3%	2,457
BAPTIST HEALTH SOUTH FLORIDA - TAMiami TRAIL URGENT CARE		1,982	468	19%	2,450
BAPTIST HEALTH SOUTH FLORIDA - PINECREST URGENT CARE		2,142	295	12%	2,437
BAYFRONT HEALTH - SEVEN RIVERS		2,245	190	8%	2,435
BAPTIST HEALTH SOUTH FLORIDA - WESTON URGENT CARE		2,206	225	9%	2,431
MINUTECLINIC LLC #3703		2,118	305	13%	2,423
BAPTIST HEALTH SOUTH FLORIDA - CORAL GABLES URGENT CARE		2,061	335	14%	2,396
SELECT LABORATORIES - MARION COUNTY, FL LLC	3	2,205	164	7%	2,372
BAPTIST HEALTH SOUTH FLORIDA - DAVIE URGENT CARE		2,024	345	15%	2,369
LAKESIDE MEDICAL CENTER		1,853	473	20%	2,326
BAYFRONT HEALTH - BROOKSVILLE		2,028	286	12%	2,314
ASCENSION SACRED HEART - EMERALD COAST		1,964	344	15%	2,308
LEE HEALTH - COCONUT POINT CLINICAL LAB	2	1,872	433	19%	2,307
MEMORIAL HOSPITAL PEMBROKE	3	2,044	259	11%	2,306
ADVENTHEALTH CENTRA CARE UNIVERSITY		2,245	52	2%	2,297
MINUTECLINIC		2,049	233	10%	2,282
ADVENTHEALTH CENTRA CARE ST CLOUD		2,166	108	5%	2,274
BARTOW REGIONAL MEDICAL CENTER	1	1,981	279	12%	2,261
CLINICAL REFERENCE LABORATORY	2	2,174	76	3%	2,252
ENGLEWOOD COMMUNITY HOSPITAL		2,073	170	8%	2,243
ADVENTHEALTH CENTRA CARE HUNTERS CREEK		2,088	132	6%	2,220
URGENT CARE CURE	2	1,954	261	12%	2,217
CENTRA CARE SAINT CLOUD	1	1,885	303	14%	2,189
COMMUNITY HEALTH NORTHWEST FLORIDA	4	1,657	523	24%	2,184
BAPTIST HEALTH SOUTH FLORIDA - PALMETTO BAY URGENT CARE		1,866	305	14%	2,171
ADVENTHEALTH CENTRA CARE KISSIMMEE		2,079	66	3%	2,145
SPORTS DRUG TESTING LABORATORY	36	2,048	54	3%	2,138
QDX PATHOLOGY SERVICES	1	1,864	252	12%	2,117
SUNCOAST PATHOLOGY ASSOCIATES		1,929	151	7%	2,080
MINUTECLINIC LLC		1,798	278	13%	2,076
ADVENTHEALTH CENTRA CARE SANFORD		2,007	67	3%	2,074
ADVENTHEALTH CENTRA CARE LEE ROAD		2,026	47	2%	2,073
AMELIA URGENT CARE		1,307	757	37%	2,064
HOLIDAY CVS LLC DBA CVS PHARMACY #5154		2,026	36	2%	2,062
BMCT Molecular Diagnostics Subsection		1,709	351	17%	2,060
LOWER KEYS MEDICAL CENTER		1,839	217	11%	2,056
BAPTIST HEALTH SOUTH FLORIDA - KENDALE LAKES URGENT CARE		1,642	412	20%	2,054
HIGHLANDS REGIONAL MEDICAL CENTER		1,648	405	20%	2,053
ADVENTHEALTH CENTRA CARE CLERMONT		1,992	43	2%	2,035
ADVENTHEALTH CENTRA CARE LAKE MARY		1,929	59	3%	1,988

COVID-19: testing by laboratory

Data through Dec 8, 2020 verified as of Dec 9, 2020 at 10:25 AM

Data in this report are provisional and subject to change.

The numbers in the table below represent the number of Florida and non-Florida residents for whom test results were received by the Department of Health. A person can be tested by more than one laboratory and can have both positive and negative results. **Therefore, the sum of the numbers in each column will be larger than the total number of people tested.**

Reporting lab	Inconclusive	Negative	Positive	Percent positive	Total
CLARITY LAB SOLUTIONS		1,732	254	13%	1,986
DESOTO MEMORIAL HOSPITAL	3	1,645	337	17%	1,985
DOC SMILEY'S URGENT CARE		1,705	247	13%	1,952
PHYSICIANS REGIONAL MEDICAL CENTER - COLLIER BLVD	1	1,484	463	24%	1,948
AHCC WESLEY CHAPEL		1,844	62	3%	1,906
ADVENTIST HEALTH SYSTEMS, SUNBELT INC		1,843	43	2%	1,886
BAPTIST HEALTH SOUTH FLORIDA - BRICKELL URGENT CARE		1,574	304	16%	1,878
ADVENTHEALTH CENTRA CARE WATERFORD LAKES		1,780	97	5%	1,877
ADVENTHEALTH CENTRA CARE MOUNT DORA		1,802	62	3%	1,864
ADVENTHEALTH CENTRA CARE SAND LAKE		1,810	49	3%	1,859
BAPTIST HEALTH URGENT CARE AT SAWGRASS		1,616	236	13%	1,852
BAPTIST HEALTHCARE - GULF BREEZE HOSPITAL	3	1,579	252	14%	1,834
MARINERS HOSPITAL		1,659	151	8%	1,810
ADVENTHEALTH CENTRA CARE APOPKA		1,677	100	6%	1,777
LABORATORY OF FLORIDA LLC	40	1,623	112	6%	1,775
ADVENT HEALTH - HEART OF FLORIDA ER	1	1,592	151	9%	1,744
TALLAHASSEE PRIMARY CARE ASSOCIATES		1,580	144	8%	1,724
BAYFRONT HEALTH - PUNTA GORDA		1,634	89	5%	1,723
ADVENTHEALTH CENTRA CARE ALTAMONTE		1,653	52	3%	1,705
BAPTIST HEALTH - CLAY		1,451	208	13%	1,659
BAPTIST HEALTH EMERGENCY CENTER COUNTRY WALK	1	1,404	253	15%	1,658
HEALTH FIRST ADVENTHEALTH CENTRA CARE GATEWAY		1,611	41	2%	1,652
BAPTIST HEALTH - OAKLEAF		1,377	270	16%	1,647
ADVENTHEALTH CENTRA CARE PORT ORANGE		1,610	34	2%	1,644
PRIMEHEALTH URGENT CARE	1	1,325	315	19%	1,641
ADVENT HEALTH - NEW SMYRNA		1,243	374	23%	1,617
ADVENTHEALTH CENTRA CARE LAKELAND		1,582	32	2%	1,614
JW PLASTIC SURGERY		1,368	235	15%	1,603
PHYSICIANS STAT LAB		645	944	59%	1,589
ATLANTIS URGENT CARE	1	711	847	54%	1,559
GENUS3		1,498	59	4%	1,557
BAYFRONT HEALTH - SPRING HILL		1,437	107	7%	1,544
OPTEO LABORATORY		1,512	32	2%	1,544
ADVENTHEALTH CENTRA CARE LONGWOOD		1,503	40	3%	1,543
DOCTORS URGENT CARE LLC	1	1,287	246	16%	1,534
ADVENTHEALTH CENTRA CARE OVIEDO		1,445	81	5%	1,526
FLOWERS HOSPITAL		1,387	131	9%	1,518
PRECISION HEALTH RESOURCES LLC		1,411	102	7%	1,513
SARKIS CLINICAL TRIALS		1,335	176	12%	1,511
TAMPA COMMUNITY HOSPITAL		1,252	237	16%	1,489
PALMS MEDICAL GROUP	5	1,141	312	21%	1,458
ASSOCIATED PATHOLOGISTS, LLC	3	1,218	227	16%	1,448
ADVENTHEALTH CENTRA CARE AZALEA PARK		1,384	60	4%	1,444
BAPTIST HEALTH SOUTH FLORIDA - MIAMI BEACH URGENT CARE		1,236	204	14%	1,440
EMPIRE CITY LABORATORIES INC	12	1,214	208	15%	1,434
NXGEN MDX LLC	3	1,310	114	8%	1,427
ADVENTHEALTH CENTRA CARE ORANGE LAKE		1,352	56	4%	1,408

COVID-19: testing by laboratory

Data through Dec 8, 2020 verified as of Dec 9, 2020 at 10:25 AM

Data in this report are provisional and subject to change.

The numbers in the table below represent the number of Florida and non-Florida residents for whom test results were received by the Department of Health. A person can be tested by more than one laboratory and can have both positive and negative results. **Therefore, the sum of the numbers in each column will be larger than the total number of people tested.**

Reporting lab	Inconclusive	Negative	Positive	Percent positive	Total
NATIONWIDE LABORATORY SERVICES INC	73	1,151	179	13%	1,403
PATIENTS CHOICE LABORATORIES		825	575	41%	1,400
HEALTH FIRST ADVENTHEALTH CENTRA CARE TITUSVILLE		1,346	37	3%	1,383
ASCENSION ST VINCENT'S - SOUTHSIDE		1,309	49	4%	1,358
UHEALTH DEERFIELD BEACH/UMSYLVESTER DEERFIELD BEACH LABORATORY	3	1,306	47	3%	1,356
US BIOTEK LABORATORIES	5	1,150	199	15%	1,354
SPARROW HEALTHCARE	2	1,151	198	15%	1,351
PROHEALTH		616	719	54%	1,335
MEDEXPRESS URGENT CARE - ESTERO		1,192	130	10%	1,322
ADVANCE MEDICAL OF NAPLES		309	1,013	77%	1,322
ADVENTHEALTH CENTRA CARE LEESBURG		1,276	31	2%	1,307
JACKSON HOSPITAL CLINICAL LABORATORY		1,132	171	13%	1,303
NORTH SHORE LONG ISLAND JEWISH HEALTH		1,216	46	4%	1,262
SCION LAB SERVICES LLC	6	1,142	80	7%	1,228
CLINICORE		1,124	91	7%	1,215
ADVENTHEALTH PROMPT CARE	1	829	385	32%	1,215
ADVENTHEALTH CENTRA CARE COLONIAL TOWN		1,164	47	4%	1,211
MINUTECLINIC LLC # 0709		1,050	156	13%	1,206
ARCPOINT LABS OF FORT MYERS	1	947	257	21%	1,205
COASTAL MED URGENT CARE		236	965	80%	1,201
EMERALD COAST URGENT CARE, LLC	1	905	291	24%	1,197
EMERALD COAST URGENT CARE		894	302	25%	1,196
ACCESS MEDICAL LABS		746	448	38%	1,194
ASSURANCE SCIENTIFIC LABORATORIES	1	960	233	20%	1,194
MARTIN HEALTH SYSTEM - ST LUCIE WEST		1,084	108	9%	1,192
HEALTH FIRST ADVENTHEALTH CENTRA CARE COCOA		1,148	36	3%	1,184
FLORIDA MEDICAL CLINIC	1	706	474	40%	1,181
EMERALD COAST URGENT CARE LLC		911	257	22%	1,168
FLORIDA FAMILY LABORATORY, INC DBA	3	1,075	80	7%	1,158
ADVENTHEALTH CENTRA CARE SOUTH ORANGE		1,100	46	4%	1,146
LABTECH DIAGNOSTIC		905	235	21%	1,140
NCF DIAGNOSTICS & DNA TECHNOLOGIES LAB	38	944	147	13%	1,129
BARDMOOR LABORATORY	1	984	139	12%	1,124
UNIVERSITY OF ALABAMA AT BIRMINGHAM		1,097	24	2%	1,121
DOCTORS TEST CENTERS		971	144	13%	1,115
COMMUNITY HEALTH CENTERS OF PINELLAS INC		924	189	17%	1,113
NCH NORTHEAST	5	836	271	24%	1,112
CAPSTONE HEALTHCARE		781	319	29%	1,100
BIOCERNA MAIN LAB	1	974	103	10%	1,078
ADVENTIST HEALTH SYSTEMS SUNBELT IN DBA		1,052	22	2%	1,074
EMERGENCY PHYSICIANS MEDICAL CENTER		175	890	84%	1,065
ADVENTHEALTH CENTRA CARE KIDS LAKE MARY		1,014	17	2%	1,031
HEALTH FIRST ADVENTHEALTH CENTRA CARE MALABAR		983	47	5%	1,030
CAREFAST+		784	233	23%	1,017
NYU HOSPITALS CENTER CLINICAL LABORATORIES		994	22	2%	1,016
MINUTECLINIC LLC #3631		855	158	16%	1,013
MINUTECLINIC LLC 5852		856	156	15%	1,012

COVID-19: testing by laboratory

Data through Dec 8, 2020 verified as of Dec 9, 2020 at 10:25 AM

Data in this report are provisional and subject to change.

The numbers in the table below represent the number of Florida and non-Florida residents for whom test results were received by the Department of Health. A person can be tested by more than one laboratory and can have both positive and negative results. **Therefore, the sum of the numbers in each column will be larger than the total number of people tested.**

Reporting lab	Inconclusive	Negative	Positive	Percent positive	Total
ADVENT HEALTH CENTRA CARE -WINTER PARK KIDS URGENT CARE		939	73	7%	1,012
INDIAN RIVER MEDICAL CENTER		910	96	10%	1,006
PATIENTS FIRST - THOMASVILLE ROAD		885	111	11%	996
VAVA PARTNERS LLC		430	560	57%	990
EPN URGENT CARE NAPLES	2	746	240	24%	988
DYNIX DIAGNOSTIX		854	126	13%	980
DONALD W ROBERTSON DO PA		725	247	25%	972
TOM LEE COMMUNITY HEALTH CENTER		649	319	33%	968
TEMPUS CLINICAL LABORATORY	8	842	115	12%	965
LAB24 INC	3	292	662	69%	957
DOCTORS URGENT CARE OF LUTZ LLC	1	765	182	19%	948
VERITOR		809	108	12%	917
COASTAL LABORATORIES		748	165	18%	913
BAYA PHARMACY & URGENT CARE		612	285	32%	897
PREMIER URGENT CARE OF BREVARD LLC		806	87	10%	893
PHYSICIANS PRIMARY CARE	1	782	98	11%	881
AMELIA EXPRESS CARE		557	318	36%	875
MEDEXPRESS URGENT CARE CAPE CORAL		737	120	14%	857
MEDEXPRESS URGENT CARE HUDSON		690	167	19%	857
IGENOMIX USA LLC	24	740	75	9%	839
NORTH FLORIDA PEDIATRICS-TALLAHASSEE		777	58	7%	835
MEDFAST URGENT CARE CENTER		117	705	86%	822
MC DIAGNOSTIC OF CONNECTICUT, PC #2220		712	107	13%	819
FLORIDA HOSPITAL ORLANDO		743	74	9%	817
STEWART REFERENCE LABORATORY	1	512	295	37%	808
ADVENT HEALTH - DADE CITY		728	79	10%	807
PARRISH MEDICAL CENTER		714	90	11%	804
ASCENSION ST VINCENT'S - CLAY		775	28	3%	803
VRL EUROFINIS - DALLAS		784	9	1%	793
PHAROS HEALTH		622	167	21%	789
SHELL POINT NURSING PAVILION	1	764	22	3%	787
ELLENTON URGENT CARE		572	210	27%	782
NITE LITE PEDIATRICS		228	544	70%	772
CARENOW URGENT CARE		517	253	33%	770
HISTOPATHOLOGY SERVICES, LLC		682	87	11%	769
BAY MEDICAL CENTER SACRED HEART HEALTH SYSTEM		586	179	23%	765
LENCO MEDICAL LABORATORY		737	23	3%	760
MACDILL AIR FORCE BASE		709	51	7%	760
GENE TOX WORLDWIDE	48	616	87	12%	751
MELBOURNE MEDICAL LABORATORY☐	1	622	119	16%	742
BAPTIST HEALTH SOUTH FLORIDA - KEY BISCANE URGENT CARE EXPRESS		651	87	12%	738
MEDEXPRESS FORT MYERS		613	123	17%	736
DYNIX DIAGNOSTICS	2	520	206	28%	728
BAPTIST HEALTH SOUTH FLORIDA - COUNTRY WALK URGENT CARE EXPRESS		626	101	14%	727
RAINBOW RIVER MEDICAL LABORATORY		684	41	6%	725
GESSLER CLINIC		317	401	56%	718
MINUTECLINIC LLC #4415		592	123	17%	715

COVID-19: testing by laboratory

Data through Dec 8, 2020 verified as of Dec 9, 2020 at 10:25 AM

Data in this report are provisional and subject to change.

The numbers in the table below represent the number of Florida and non-Florida residents for whom test results were received by the Department of Health. A person can be tested by more than one laboratory and can have both positive and negative results. **Therefore, the sum of the numbers in each column will be larger than the total number of people tested.**

Reporting lab	Inconclusive	Negative	Positive	Percent positive	Total
DISNEY COVID TEST SITE		703	9	1%	712
NONE		308	403	57%	711
BAYFRONT HEALTH - CITRUS HILLS		608	98	14%	706
ST ANNES NURSING CENTER		681	11	2%	692
PREMIER MEDICAL LABORATORY SERVICES	1	463	221	32%	685
CENTRA CARE		423	258	38%	681
ADVENT HEALTH LAB - ORLANDO		426	252	37%	678
DEPARTMENT OF CLINICAL LABS		667	8	1%	675
MINI ER ADULT AND PEDIATRIC URGENT CARE		574	98	15%	672
MEDEXPRESS URGENT CARE LEHIGH ACRES		610	62	9%	672
ADVENTHEALTH CENTRA CARE		646	24	4%	670
GENESIS LABORATORY MANAGEMENT	3	544	109	17%	656
BAYFRONT HEALTH URGENT CARE LLC		563	83	13%	646
PARAMOUNT URGENT CARE		210	431	67%	641
NAPLES URGENT CARE	1	417	218	34%	636
MAVERICK LABS		450	186	29%	636
VENICE REGIONAL MEDICAL CENTER		551	83	13%	634
QUICK CARE MED PL	2	555	77	12%	634
NCH HEALTHCARE SYSTEM MICROBIOLOGY LAB		1	622	100%	623
PARAMOUNT URGENT CARE - WINDERMERE		434	189	30%	623
PARAMOUNT URGENT CARE - OVIEDO		363	257	41%	620
LAKE WALES MEDICAL CENTER INC		547	70	11%	617
HOLIDAY CVS LLC DBA CVSPHARMACY #5155		599	17	3%	616
BAPTIST HEALTHCARE - JAY HOSPITAL		486	129	21%	615
CAREFAST MURABELLA		495	115	19%	610
STAGEZERO LIFE SCIENCES INC	1	563	45	7%	609
PATIENTS FIRST - MAHAN DRIVE		164	434	73%	598
ASCENSION SACRED HEART - GULF		479	119	20%	598
PENSACOLA PEDIATRICS PA	1	510	83	14%	594
ADVENTHEALTH CENTRA CARE CONWAY		559	34	6%	593
ADVENT HEALTH CENTRA CARE - MOUNT DORA		276	316	53%	592
TYNDALL AIR FORCE BASE		472	118	20%	590
MEDEXPRESS URGENT CARE - VERO BEACH		474	115	20%	589
MINUTECLINIC LLC #5249		491	90	15%	581
CHARLES AIESI CONSULTING INC	1	533	46	8%	580
EXPRESS GENE MOLECULAR DIAGNOSTIC LABORATORY		2	574	100%	576
EUROFINS NTD, LLC		543	33	6%	576
TRINITY SPRINGS		547	29	5%	576
ADVENT HEALTH CENTRA CARE - WATERFORD LAKES		480	94	16%	574
POINT OF CARE TESTING SITE		549	22	4%	571
CENTRA CARE – SOUTH ORANGE		405	165	29%	570
HealthSentry_UHS		524	42	7%	566
MEDEXPRESS URGENT CARE PALM BEACH GARDENS		556	7	1%	563
VENTURE MEDICAL OF FLORIDA LLC		497	60	11%	557
BAPTIST HEALTH - MD ANDERSON CANCER CENTER		550	3	1%	553
FLORIDA COMMUNITY HEALTH CENTER		481	71	13%	552
Victoria Nursing and Rehabilitation Center		523	26	5%	549

COVID-19: testing by laboratory

Data through Dec 8, 2020 verified as of Dec 9, 2020 at 10:25 AM

Data in this report are provisional and subject to change.

The numbers in the table below represent the number of Florida and non-Florida residents for whom test results were received by the Department of Health. A person can be tested by more than one laboratory and can have both positive and negative results. **Therefore, the sum of the numbers in each column will be larger than the total number of people tested.**

Reporting lab	Inconclusive	Negative	Positive	Percent positive	Total
VITAE DIAGNOSTICS		534	13	2%	547
MEDEXPRESS URGENT CARE - WEST TAMPA		534	9	2%	543
MICROGEN DX		163	378	70%	541
DOCTOR'S MEMORIAL HOSPITAL		418	119	22%	537
CVS HEALTH		389	145	27%	534
VETERANS AFFAIRS MEDICAL CENTER - JAMES A HALEY			533	100%	533
ESCAMBIA COMMUNITY CLINICS INC	4	397	131	25%	532
FLAGLER HOSPITAL	8	27	494	93%	529
HOLY CROSS HOSPITAL LABORATORY			522	100%	522
ECCOLAB GROUP	1	141	377	73%	519
Tampa Lakes Health and Rehabilitation Center	2	453	62	12%	517
MINUTECLINIC, LLC DBA MINUTECLINIC #4717		504	11	2%	515
SOUTHEAST ALABAMA MEDICAL CENT		468	47	9%	515
PRIMARY CARE OF THE TREASURE COAST		463	52	10%	515
NCF DIAGNOSTICS & DNA TECHNOLOGIES	15	190	309	60%	514
MANOR PINES CONVALESCENT CENTER LLC	1	502	7	1%	510
MINUTECLINIC LLC #3463		444	64	13%	508
MOUNT SINAI LABORATORY		489	19	4%	508
HOLMES REGIONAL MEDICAL CENTER		5	498	99%	503
SHORELINE PHYSICIAN GROUP		333	169	34%	502
MINUTECLINIC LLC #5253		457	43	9%	500
SOLARIS HEALTHCARE PALATKA		492	7	1%	499
MOLECULAR INFECTIOUS DISEASES		492	7	1%	499
TENNESSEE DOH - NASHVILLE	2	444	52	10%	498
PALACE NURSING HOME & REHAB CENTER		497	1	0%	498
INTERLACHEN PEDIATRICS		468	28	6%	496
MEDEXPRESS URGENT CARE OF BOYNTON BEACH LLC		483	11	2%	494
WHITE WILSON MEDICAL CENTER		25	469	95%	494
UNIVERSITY OF WEST FLORIDA STUDENT HEALTH SERVICES		407	85	17%	492
COASTAL PEDIATRIC GROUP		433	58	12%	491
ACCU REFERENCE MEDICAL LAB		237	253	52%	490
The Sands at South Beach		478	2	0%	480
ST JOHN'S NURSING CENTER		474	5	1%	479
PARAMOUNT URGENT CARE - ORLANDO		301	175	37%	476
SEBASTIAN RIVER MEDICAL CENTER	1	375	96	20%	472
ED FRASER MEMORIAL HOSPITAL		372	99	21%	471
GULF COAST MOLECULAR LABORATORIES	11	385	70	15%	466
KENDALL HEALTHCARE PROPERTIES DBA	2	457	7	2%	466
VETERANS AFFAIRS MEDICAL CENTER - BAY PINES		16	449	97%	465
DAVITA LABORATORY		416	48	10%	464
VITAS HEALTHCARE CORPORATION OF FLA		461	2	0%	463
VILLA MARIA NURSING & REHAB CENTER INC	1	455	7	2%	463
MINUTECLINIC LLC #5854		400	63	14%	463
UHEALTH CLINIC AT WALGREENS		380	76	17%	456
CLARITY LABS		389	62	14%	451
MINI ER WATERFORD LAKES, THE		395	55	12%	450
GULF COAST VILLAGE		430	19	4%	449

COVID-19: testing by laboratory

Data through Dec 8, 2020 verified as of Dec 9, 2020 at 10:25 AM

Data in this report are provisional and subject to change.

The numbers in the table below represent the number of Florida and non-Florida residents for whom test results were received by the Department of Health. A person can be tested by more than one laboratory and can have both positive and negative results. **Therefore, the sum of the numbers in each column will be larger than the total number of people tested.**

Reporting lab	Inconclusive	Negative	Positive	Percent positive	Total
Community_Health		359	89	20%	448
JOHN KNOX VILLAGE HEALTH CENTER		441	5	1%	446
MEDEXPRESS URGENT CARE - GOLDEN GATE		386	60	13%	446
BROWNWOOD CARE CENTER		408	33	7%	441
MINUTECLINIC LLC #5190		378	61	14%	439
MEDEXPRESS URGENT CARE - LAKELAND		433	1	0%	434
JACKSON MEMORIAL LONG TERM CARE CENTER		424	10	2%	434
AVECINA MEDICAL JULINGTON	1	240	189	44%	430
MEMORIAL PEMBROKE 24/7 CARE CENTER		327	102	24%	429
PHARMCO RX		376	52	12%	428
SANTA ROSA MEDICAL GROUP		356	72	17%	428
ADDICTION LABS OF AMERICA	1	390	36	8%	427
SMA SPECIALTY MEDICAL LAB		113	310	73%	423
INTEGRITY LABORATORIES, LLC	1	327	94	22%	422
LEE COUNTY EMERGENCY MEDICAL SERVICE		376	46	11%	422
NORTH OKALOOSA MEDICAL CENTER		244	176	42%	420
GARCIA CLINICAL LABORATORY		28	390	93%	418
MINUTECLINIC LLC #7886		386	30	7%	416
PRIMARY CARE SERVICES AT INDIAN RIVER ESTATES		411	4	1%	415
GOLDEN GLADES NURSING & REHABILITATION CTR		409	3	1%	412
MID-FLORIDA PATHOLOGY		322	90	22%	412
NEW YORK HOSPITAL LABORATORIES	1	395	10	2%	406
MINUTECLINIC LLC #5069		356	47	12%	403
CLEWISTON NURSING AND REHABILITATION CENTER		397	4	1%	401
RIVER GARDEN HEBREW HOME FOR THE AGED		363	37	9%	400
TACACHALE CLINICAL LABORATORY		386	14	4%	400
THERADOC		152	248	62%	400
NEW PLANT CITY FAMILY CARE	1	208	187	47%	396
MEDICAL FP - WHOLE FAMILY HEALTH CENTER		357	37	9%	394
ENZO CLINICAL LABS INC	1	378	12	3%	391
BARBER		13	376	97%	389
C.W. BILL YOUNG VA MEDICAL CENTER		16	373	96%	389
ADVENT HEALTH CENTRA CARE - WINTER PARK		256	133	34%	389
CONSULATE HEALTH CARE OF NEW PORT RICHEY		383	5	1%	388
LEHIGH REGIONAL MEDICAL CENTER LAB		355	31	8%	386
NORTH SHORE LIJ URGENT CARE PC		373	12	3%	385
MEDEXPRESS URGENT CARE - ROYAL PALM BEACH		383			383
FOUNTAIN MANOR HEALTH AND REHAB CENTER	1	377	3	1%	381
CONSULATE HEALTHCARE OF VERO BEACH	11	351	17	4%	379
MEDONE PLLC		306	71	19%	377
COASTAL URGENT CARE		315	61	16%	376
VETERANS AFFAIRS MEDICAL CENTER		40	334	89%	374
THE HEALTH CENTER OF PLANT CITY		369	4	1%	373
BAYA PHARMACY WEST		8	365	98%	373
ACCESS POINT HEALTHCARE URGENT & PRIMARY CARE		279	92	25%	371
MEDONE URGENT CARE CENTER		149	222	60%	371
MEDEXPRESS URGENT CARE - DELAND		352	18	5%	370

COVID-19: testing by laboratory

Data through Dec 8, 2020 verified as of Dec 9, 2020 at 10:25 AM

Data in this report are provisional and subject to change.

The numbers in the table below represent the number of Florida and non-Florida residents for whom test results were received by the Department of Health. A person can be tested by more than one laboratory and can have both positive and negative results. **Therefore, the sum of the numbers in each column will be larger than the total number of people tested.**

Reporting lab	Inconclusive	Negative	Positive	Percent positive	Total
HENDRY REGIONAL MEDICAL CENTER		107	263	71%	370
BAPTIST HEALTH EMERGENCY CENTER AT WEST CORAL WAY		285	83	23%	368
LIFE CARE CENTER OF ORANGE PARK		366	2	1%	368
LIFE CARE CENTER OF HILLIARD		362	5	1%	367
NORTH FLORIDA PEDIATRICS - LAKE CITY		257	110	30%	367
ADVENT HEALTH CENTRA CARE - PORT ORANGE		29	337	92%	366
PALM GARDEN OF PORT SAINT LUCIE		359	3	1%	362
COVANCE CLINICAL RESEARCH UNIT INC		354	4	1%	358
INFORM DIAGNOSTICS		349	6	2%	355
NEW YORK PRESBYTERIAN - CUMC CLINICAL		338	15	4%	353
MANOR AT CARPENTERS		332	21	6%	353
Good Samaritan Society Kissimmee Village		318	32	9%	350
SANFORD LABORATORIES		325	21	6%	346
KEYS AHEC SCHOOL MEDICAL CLINIC	3	301	42	12%	346
BAYSHORE DIAGNOSTICS		309	37	11%	346
PALM GARDEN OF OCALA		329	16	5%	345
LAUDERDALE NURSING CENTER LLC	1	341	3	1%	345
EMERALD SHORES HEALTH AND REHABILITATION		306	39	11%	345
PRIMEHEALTH URGENT CARE INC		293	49	14%	342
EDEN SPRINGS NURSING AND REHAB CENTER		329	13	4%	342
NCH HEALTHCARE BONITA		247	94	28%	341
SELECT REFERENCE LABORATORIES, LLC	1	326	12	4%	339
MINI ER AND URGENT CARE		231	106	31%	337
HEALTH CENTER AT BRENTWOOD	1	325	10	3%	336
HARTS HARBOR HEALTH CARE CENTER		332	2	1%	334
ADVENT HEALTH CENTRA CARE - LAKE MARY		86	248	74%	334
GENESIS DIAGNOSTICS		234	99	30%	333
Plantation Bay Rehabilitation Center		325	6	2%	331
WOODLANDS MEDICAL SPECIALISTS		270	61	18%	331
DOC SMILEYS URGENT CARE LLC		260	71	21%	331
WEST GABLES HEALTH CARE CENTER		320	6	2%	326
FIU-HEALTH AUXILIARY LABORATORY		301	25	8%	326
MY CLINICAL LAB		224	101	31%	325
ST ANDREWS BAY SKILLED NURSING &		323	1	0%	324
USAFSAM/PHE		173	150	46%	323
FISHERMENS HOSPITAL CLINICAL LAB		295	26	8%	321
LIFE CARE CENTER OF PENSACOLA		315	5	2%	320
NAVAL HOSPITAL - JACKSONVILLE		40	280	88%	320
Colonial Lakes Health Care		318	2	1%	320
FLO-MEDILAB SERVICES		101	218	68%	319
MIDWAY SPECIALTY CARE CENTER	3	202	113	36%	318
PENSACOLA PEDIATRICS	1	250	66	21%	317
MED FAST URGENT CARE CENTER		67	248	79%	315
FORT MYERS INTERNAL MEDICINE, LLC		285	29	9%	314
VETERANS AFFAIRS MEDICAL CENTER - GAINESVILLE		2	311	99%	313
PARAMOUNT URGENT CARE VILLAGES		160	152	49%	312
ADVENT HEALTH - TAMPA		110	201	65%	311

COVID-19: testing by laboratory

Data through Dec 8, 2020 verified as of Dec 9, 2020 at 10:25 AM

Data in this report are provisional and subject to change.

The numbers in the table below represent the number of Florida and non-Florida residents for whom test results were received by the Department of Health. A person can be tested by more than one laboratory and can have both positive and negative results. **Therefore, the sum of the numbers in each column will be larger than the total number of people tested.**

Reporting lab	Inconclusive	Negative	Positive	Percent positive	Total
Santa Rosa Center for Rehabilitation and Healing		295	16	5%	311
BALDWIN PEDIATRICS	1	294	15	5%	310
Crestview Rehabilitation Center		186	123	40%	309
OPTUM LABS LLC		231	77	25%	308
UR MEDICINE LABS- CENTRAL LABORATORY		298	10	3%	308
GENESIS MEDICAL LABORATORY MIAMI FL.		83	224	73%	307
HILLCREST HEALTH CARE & REHABILITATION CENTER		303	4	1%	307
VALENCIA HILLS HEALTH AND REHABILITATION CENTER		304	3	1%	307
MEDEXPRESS PORT CHARLOTTE		298	7	2%	305
ADVENT HEALTH CENTRA CARE - LEESBURG		13	292	96%	305
PRIMARY CARE SERVICES AT ST ANDREWS ESTATES		303			303
INDIAN RIVER CTR, LLC		278	23	8%	301
The Manor at Blue Water Bay		292	8	3%	300
MEDSCAN LABORATORY INC	1	161	138	46%	300
NORTH FLORIDA REHABILITATION & SPECIALTY CARE☐		297	2	1%	299
FERNANDINA BEACH REHAB AND NURSING	1	296	1	0%	298
CORE DIAGNOSTIC LABORATORIES LLC		220	78	26%	298
TREE HOUSE PEDIATRICS		269	29	10%	298
SIPARADIGM, DIAGNOSTIC INFORMATICS		273	24	8%	297
ADVENT HEALTH CENTRA CARE - TITUSVILLE		56	241	81%	297
VILLAGE AT VIENNA SQUARE,THE☐	6	287	3	1%	296
WILLOW BROOKE COURT AT INDIAN RIVER ESTATES		282	14	5%	296
BALDOMERO LOPEZ STATE VETERANS NURSING HOME	2	292	1	0%	295
BUENA VISTA URGENT CARE		264	31	11%	295
SIGNATURE HEALTHCARE OF BROOKWOOD GARDENS		295			295
MYTEST DIAGNOSTICS		278	16	5%	294
Point of Care Testing	1	104	187	64%	292
NORTH FLORIDA PEDIATRICS PA - SUWANNEE		223	68	23%	291
CREEKSIDE CARE CENTER		256	35	12%	291
NORTHWEST MEDICAL CENTER CLINICAL LABORATORY		175	115	40%	290
AUBURN UNIVERSITY MEDICAL CLINIC		227	62	21%	289
CORAL TRACE HEALTH CARE☐	1	286	1	0%	288
WILLOWBROOKE COURT AT EDGEWATER POINTE ESTATES		284	3	1%	287
HARBOUR HEALTH CENTER		284	3	1%	287
FLORIDA HOSPITAL WAUCHULA		188	98	34%	286
CLIFFORD CHESTER SIMS STATE VETERANS		281	5	2%	286
LIFE CARE CENTER OF NEW PORT RICHEY		271	14	5%	285
MEDEXPRESS URGENT CARE - CLEWISTON		233	51	18%	284
LAKELAND REGIONAL HEALTH SYSTEMS INC		16	266	94%	282
BOCA BIOLISTICS REFERENCE LABORATORY	2	185	94	33%	281
RUSKIN HEALTH CENTER		170	109	39%	279
PALMETTO SUBACUTE CARE CENTER		272	7	3%	279
ADVENT HEALTH CENTRA CARE - PALM COAST		36	242	87%	278
PRUITT HEALTH-SANTA ROSA		275	2	1%	277
SOLARIS HEALTHCARE CHARLOTTE HARBOR		269	8	3%	277
SPECIALTY HEALTH AND REHABILITATION CENTER		254	23	8%	277
GENEIQ		261	14	5%	275

COVID-19: testing by laboratory

Data through Dec 8, 2020 verified as of Dec 9, 2020 at 10:25 AM

Data in this report are provisional and subject to change.

The numbers in the table below represent the number of Florida and non-Florida residents for whom test results were received by the Department of Health. A person can be tested by more than one laboratory and can have both positive and negative results. **Therefore, the sum of the numbers in each column will be larger than the total number of people tested.**

Reporting lab	Inconclusive	Negative	Positive	Percent positive	Total
FLORIDA HOSPITAL MEDICAL GROUP		231	44	16%	275
BIOCEPT		259	16	6%	275
CORAL BAY HEALTHCARE AND REHABILITATION	1	271	3	1%	275
MEDONE URGENT CARE AT ST. AUGUSTINE		96	176	65%	272
LIFE CARE CENTER OF OCALA		272			272
MINUTECLINIC LLC, #10357		269	1	0%	270
CITRUS NURSING CENTER LLC		258	11	4%	269
LEE HEALTH CONVENIENT CARE - PAGE FIELD		208	59	22%	267
LIFEBRITE	1	115	151	57%	267
MEDICAL VB		226	39	15%	265
BRIDGEWATER PARK HEALTH AND REHAB		257	7	3%	264
Abbey Delray		264			264
DOCTORS URGENT CARE		190	73	28%	263
MEDEXPRESS LUTZ		2	260	99%	262
Quest Diag Unspecifd		169	91	35%	260
CONSULATE HEALTHCARE OF KISSIMMEE		247	12	5%	259
CLIFFORD CHESTER SIMS VA NURSING HOME		251	8	3%	259
AURORA DIAGNOSTICS BERNHARDT LABORATORIES PATHOLOGY SERVICE		190	68	26%	258
FLORIDA WOMAN CARE LABORATORY LLC		232	26	10%	258
MOORINGS PARK INSTITUTE, INC, THE		251	5	2%	256
BLOUNTSTOWN REHABILITATION CENTER LLC		202	53	21%	255
ADVENT HEALTH - CELEBRATION		242	12	5%	254
FLORIDA HOSPITAL HEARTLAND MED CTR LAKE PLACID		188	66	26%	254
DOCTORS CENTER,THE		199	55	22%	254
PHYSICIANS REGIONAL WALK-IN		184	69	27%	253
LABORATORY SPECIALISTS OF MICHIGAN		105	148	58%	253
BIOCERNA LLC	8	188	56	22%	252
PATIENTS FIRST LAKE ELLA MEDICAL CENTER		223	28	11%	251
DOH - INDIAN RIVER		216	34	14%	250
HAINES CITY REHABILITATION AND NURSING CENTER		249	1	0%	250
TREASURE COAST COMMUNITY HEALTH	3	227	19	8%	249
LIFE CARE CENTER AT WELLS CROSSING		235	14	6%	249
QUALITOX LABORATORIES		105	144	58%	249
JACKSON MEMORIAL PERDUE MEDICAL CENTER		241	7	3%	248
MANOR CARE HEALTH SERVICES - FT MYERS		246	2	1%	248
URGENT CARE BETHESDA	1	197	49	20%	247
SHELL POINT VILLAGE MEDICAL CENTER		246			246
MARTIN MEMORIAL MEDICAL CENTER LAB		128	118	48%	246
FAST TRACK URGENT CARE CENTER		1	244	100%	245
AVELLINO LAB USA, INC	1	237	6	2%	244
ROSEWOOD HEALTHCARE & REHABILITATION CENTER		239	4	2%	243
NSPIRE HEALTHCARE MIAMI LAKES	3	233	7	3%	243
THE PRESERVE		243			243
VETERANS AFFAIRS MEDICAL CENTER - LAKE CITY		52	190	79%	242
ASCEND CLINICAL	2	232	8	3%	242
SPRINGTREE REHAB & HEALTH CARE CENTER		239	3	1%	242
SOUTHERN OAKS CARE CENTER	1	238	2	1%	241

COVID-19: testing by laboratory

Data through Dec 8, 2020 verified as of Dec 9, 2020 at 10:25 AM

Data in this report are provisional and subject to change.

The numbers in the table below represent the number of Florida and non-Florida residents for whom test results were received by the Department of Health. A person can be tested by more than one laboratory and can have both positive and negative results. **Therefore, the sum of the numbers in each column will be larger than the total number of people tested.**

Reporting lab	Inconclusive	Negative	Positive	Percent positive	Total
DR G'S URGENT CARE		210	31	13%	241
GOOD SAMARITAN		236	1	0%	237
APP-UNIPATH, LLC	1	226	9	4%	236
KEY WEST HEALTH AND REHAB	1	231	4	2%	236
ADVENT HEALTH CENTRA CARE - UNIVERSITY	1	94	139	59%	234
MEDEXPRESS URGENT CARE CORAL SPRINGS		190	44	19%	234
SOLARIS HEALTHCARE PARKWAY	1	231	2	1%	234
ANY LAB TEST NOW	1	134	97	42%	232
DIAMOND RIDGE HEALTH AND REHABILITATION CENTER		222	8	3%	230
Marshall Health and Rehabilitation Center		227	2	1%	229
ADVENT HEALTH CENTRA CARE - ALTAMONTE SPRINGS		136	93	41%	229
ETHOS WELLNESS PHARMACY		209	20	9%	229
SHORE ACRES CARE CENTER		222	7	3%	229
ST JUDE CHILDREN'S RESEARCH HOSPITAL		215	12	5%	227
PALM GARDEN OF VERO BEACH		218	9	4%	227
REGENTS PARK AT AVENTURA		221	5	2%	226
RICARDO NAVARRO DO PA		210	15	7%	225
LEHIGH VALLEY GENOMICS			224	100%	224
OAK HAMMOCK AT THE UNIVERSITY OF FLORIDA		220	4	2%	224
PARAMOUNT URGENT CARE - CLERMONT		150	73	33%	223
Vi at Lakeside Village Skilled Nursing		223			223
Signature HealthCare Center of Waterford		218	4	2%	222
renaissance health and rehabilitation center		221	1	0%	222
BROWARD NURSING & REHABILITATION CTR	8	212	1	0%	221
FLORIDA GULF COAST UNIVERSITY		77	144	65%	221
LAKE EUSTIS HEALTH AND REHABILITATION CENTER		220			220
OCEAN VIEW NURSING AND REHAB CENTER		210	10	5%	220
MALABAR/ADVENT CENTRA CARE		34	185	84%	219
ROSEWOOD HEALTH AND REHABILITATION CENTER		214	5	2%	219
24 HOUR PEDIATIC CARE CENTER	1	201	15	7%	217
VITAS LUTHERAN TOWERS INPATIENT PROGRAM		214	2	1%	216
WILLISTON CARE CENTER		215			215
GROWING TOGETHER PEDIATRICS LLC		202	13	6%	215
CONSULATE HEALTH CARE OF SAFETY HARBOR		212	3	1%	215
PALM GARDEN OF GAINESVILLE	2	210	2	1%	214
LAKE PORT SQUARE		200	14	7%	214
GANDY CROSSING CARE CENTER		202	11	5%	213
POCONO MEDICAL CENTER		212			212
HOMESTEAD MANOR		210	2	1%	212
SUNRISE DIAGNOSTIC LABORATORY		158	53	25%	211
PALMS OF SEBRING		197	13	6%	210
PARKS HEALTHCARE & REHABILITATION CTR	4	205	1	0%	210
ADVENT HEALTH CENTRA CARE - ORMOND BEACH		68	142	68%	210
MAYFLOWER ASSISTED LIVING		209	1	0%	210
FAIRWAY OAKS CENTER LLC	5	202	2	1%	209
JACKSONVILLE BEACH PEDIATRIC CARE CENTER		192	17	8%	209
MANOR CARE NURSING CENTER OF SARASOTA FL LLC		203	5	2%	208

COVID-19: testing by laboratory

Data through Dec 8, 2020 verified as of Dec 9, 2020 at 10:25 AM

Data in this report are provisional and subject to change.

The numbers in the table below represent the number of Florida and non-Florida residents for whom test results were received by the Department of Health. A person can be tested by more than one laboratory and can have both positive and negative results. **Therefore, the sum of the numbers in each column will be larger than the total number of people tested.**

Reporting lab	Inconclusive	Negative	Positive	Percent positive	Total
CHIPOLA HEALTH AND REHAB		197	10	5%	207
BLOCK, NATION, CHASE, AND SMOLEN FAMILY MEDICINE		156	51	25%	207
BUREAU OF CLINICAL LABORATORIES		171	36	17%	207
HMA SANTA ROSA MEDICAL CENTER LLC DBA		166	40	19%	206
BAPTIST PRIMARY CARE	1	169	35	17%	205
BAY VILLAGE OF SARASOTA INC		204	1	0%	205
CONSULATE HEALTH CARE OF WINTER HAVEN		203			203
THE PALACE AT HOMESTEAD		200	2	1%	202
POLK COUNTY HEALTH DEPARTMENT		178	24	12%	202
MEDRITE MEDICAL CARE, PC	90	98	14	7%	202
BENTON PEDIATRICS INC		184	18	9%	202
COMMUNITY HEALTH CENTERS OF PINELLAS, INC.		3	199	99%	202
VAMC WEST PALM LAB		5	196	98%	201
Stacey Health Care Centers Inc. dba Riverside Care Center		200	1	0%	201
GATEWAY/ADVENT CENTRA CARE		13	188	94%	201
HARDEE MANOR HEALTH CARE CENTER	1	198	2	1%	201
TAMARAC REHABILITATION & HEALTH CENTER		201			201
WESTCHESTER GARDENS LIMITED PARTNERSHIP		199	2	1%	201
HOMESTEAD VILLAGE		198	2	1%	200
PruittHealth Santa Rosa		195	4	2%	199
PROTEUS MOLECULAR AND CLINICAL LAB	1	144	54	27%	199
PREMIER PLACE AT THE GLENVIEW		193	6	3%	199
Taylor Care Center		197	2	1%	199
HEALTH FIRST - HOLMES REGIONAL MEDICAL CENTER		32	167	84%	199
PATHGROUP LABS LLC		94	104	53%	198
PARKLANDS FACILITY INC	1	196	1	1%	198
FULGENT GENETICS	2	161	35	18%	198
URGENT CARE OF THE PALM BEACHES		2	195	99%	197
Bay Breeze Senior Living and Rehabilitation Center		176	21	11%	197
AMELIA EXPRESS CARE LLC		175	22	11%	197
HERON POINTE HEALTH AND REHABILITATION	1	195			196
KISSIMMEE FACILITY OPERATIONS LLC		189	6	3%	195
MEMPHIS PATHOLOGY LABORATORY	2	182	11	6%	195
FAST TRACK URGENT CARE CENTER - CARROLLWOOD		1	194	99%	195
LIFE CARE PONTE VEDRA INC		193	2	1%	195
ROSEN MEDICAL CENTER		178	17	9%	195
THE PALACE MANAGEMENT - THE PALACE AT CORAL GABLES		193			193
VILLAGE DOCTORS FAMILY MEDICAL CENTER OF		160	33	17%	193
SUWANNEE HEALTH AND REHABILITATION CENTER		190	2	1%	192
FLORIDA CLINICAL LABORATORY-BIOREFERENCE LABORATORIES		63	128	67%	191
TIDE LABORATORIES		157	34	18%	191
GRAND COURT TAMPA		190	1	1%	191
ORANGE COUNTY HEALTH DEPT		183	8	4%	191
XYZ LABORATORY	2	172	17	9%	191
ST CLOUD REGIONAL MEDICAL CENTER CLINICAL LAB		152	38	20%	190
TIERRA PINES CENTER		183	7	4%	190
PALM GARDEN OF JACKSONVILLE	2	183	5	3%	190

COVID-19: testing by laboratory

Data through Dec 8, 2020 verified as of Dec 9, 2020 at 10:25 AM

Data in this report are provisional and subject to change.

The numbers in the table below represent the number of Florida and non-Florida residents for whom test results were received by the Department of Health. A person can be tested by more than one laboratory and can have both positive and negative results. **Therefore, the sum of the numbers in each column will be larger than the total number of people tested.**

Reporting lab	Inconclusive	Negative	Positive	Percent positive	Total
PROHEALTH MEDICAL CLINIC		36	153	81%	189
TUSKAWILLA NURSING AND REHAB CENTER	2	183	3	2%	188
MARION E FETHER MEDICAL CENTER, THE		181	7	4%	188
TGH		1	186	99%	187
BREVARD HEALTH ALLIANCE		60	127	68%	187
GOLDEN GATE FAMILY CLINIC		63	124	66%	187
HEALTH LINK DIAGNOSTIC LABORATORIES		182	4	2%	186
PLANTATION NURSING & REHAB CENTER		186			186
EAST LAKE PEDIATRICS		142	43	23%	185
ASAP LAB LLC		95	90	49%	185
MEDEXPRESS URGENT CARE - JAX ATLANTIC BLVD		178	7	4%	185
ST. JAMES BAY HEALTH AND REHABILITATION CENTER		183	1	1%	184
ARCPPOINT LABS OF CORAL SPRINGS FL		168	16	9%	184
LabCorp (Non-Interfaced)	1	98	85	46%	184
MIAMI JEWISH HEALTH SYSTEMS, INC	1	176	6	3%	183
LAKELAND REGIONAL HEALTH - PWC/OB		35	148	81%	183
MANDARIN PEDIATRICS		172	10	5%	182
TREE HOUSE PEDIATRICS PLLC		175	7	4%	182
PCB CLINIC		136	45	25%	181
CONSULATE HEALTH CARE OF BAYONET POINT	3	175	3	2%	181
ST JAMES HEALTH AND REHABILITATION CENTER		178	3	2%	181
NEO GENOMICS - FORT MYERS	1	176	4	2%	181
ADVENTHEALTH EXPRESS CARE		82	98	54%	180
NORTH FLORIDA PEDIATRICS PA		162	18	10%	180
ROLLINS COLLEGE WELLNESS CENTER		45	135	75%	180
PROJECT HEALTH, INC SUMTERVILLE		157	22	12%	179
ABBOTT LABORATORIES		142	36	20%	178
PEDIATRICS OF CENTRAL FLORIDA PA	5	161	12	7%	178
CENTRA CARE – AZALEA PARK		98	80	45%	178
LUTHERAN HAVEN		176	2	1%	178
ELLENTON PEDIATRICS		162	15	8%	177
PHYSICIAN ASSOCIATES		157	20	11%	177
MANOR OAKS NURSING & REHAB CENTER		175	1	1%	176
LYNN HAVEN SPORTS COMPLEX-WALKON CLINIC		18	158	90%	176
MAIN STREET MEDICAL CENTER			176	100%	176
W FRANK WELLS NURSING HOME		159	17	10%	176
Cypress Cove Care Center		129	46	26%	175
BOND AND STEELE CLINIC PA		62	112	64%	174
Consulate Health Care of St. Petersburg		174			174
SPECTOR SCIENTIFIC LAB	1	34	138	80%	173
CARRINGTON PLACE OF ST PETE LLC		172	1	1%	173
USA HEALTH UNIVERSITY HOSPITAL CLINICAL LABORATORY	1	170	2	1%	173
ADVENT HEALTH CENTRA CARE - DAYTONA BEACH		89	83	48%	172
UNIVERSITY OF TAMPA STUDENT HEALTH AND SHC CLINICAL LABORATORY		41	130	76%	171
NIGHT LITE PEDIATRICS WINTER GARDEN		144	27	16%	171
ADVENT HEALTH CENTRA CARE - WESLEY CHAPEL		4	167	98%	171
HEATHER HILL HEALTHCARE CENTER		164	7	4%	171

COVID-19: testing by laboratory

Data through Dec 8, 2020 verified as of Dec 9, 2020 at 10:25 AM

Data in this report are provisional and subject to change.

The numbers in the table below represent the number of Florida and non-Florida residents for whom test results were received by the Department of Health. A person can be tested by more than one laboratory and can have both positive and negative results. **Therefore, the sum of the numbers in each column will be larger than the total number of people tested.**

Reporting lab	Inconclusive	Negative	Positive	Percent positive	Total
Boynton Beach Rehabilitation Center	1	170			171
HEALTHY STEPS PEDIATRICS		152	19	11%	171
DOCTORS MEMORIAL FAMILY MEDICINE	2	115	53	31%	170
Governors Creek Health and Rehabilitation	1	167	2	1%	170
KETAMINE HEALTH CENTERS LLC		154	16	9%	170
BAPTIST HEALTH PRIMARY CARE	1	133	35	21%	169
ADVENT HEALTH CENTRA CARE - COLONIAL TOWN		121	47	28%	168
PANAMA CITY DEVELOPMENTAL CENTER☐		168			168
SIGNATURE HEALTHCARE OF NORTH FLORIDA		165	2	1%	167
RULEME CENTER	1	164	2	1%	167
NADAL PEDIATRICS - VICTORIA STREET (3385)		141	26	16%	167
MEDFAST URGENT CARE - ROCKLEDGE		28	138	83%	166
BAY TREE CARE AND REHABILITATION CENTER		160	6	4%	166
SIGNATURE HEALTHCARE AT THE COURTYARD		124	41	25%	165
THE MANOR AT CARPENTERS		132	32	20%	164
ADVENT HEALTH CENTRA CARE - OVIEDO		63	101	62%	164
ORCHARD PARK HEALTH & REHABILITATION		164			164
HARDEE COUNTY HEALTH DEPARTMENT		128	36	22%	164
MIDWAY SPECIATLY CARE CENTER		85	78	48%	163
BRADENTON HEALTH CARE		163			163
TRI COUNTY NURSING HOME		161	1	1%	162
WOMEN'S CARE FLORIDA LABORATORY		157	5	3%	162
Destin Healthcare and Rehabiliation Center		160	2	1%	162
CYPRESS VILLAGE		159	3	2%	162
ST. CLOUD REGIONAL MEDICAL CENTER		155	6	4%	161
MEDIPATH		4	157	98%	161
PALM GARDEN OF TAMPA		159	1	1%	160
FORT PIERCE HEALTH CARE		160			160
KEYSTONE REHAB		160			160
GREENBRIAR REHABILITATION AND NURSING CENTER	1	159			160
BROOKSVILLE HEALTHCARE CENTER LLC☐		158	1	1%	159
URGENT CARE OF THE PALM BEACHES, NORTH PALM BEACH			158	100%	158
WUESTHOFF REF LABORATORY			158	100%	158
ARCHER HEALTH VENTURES, LLC		156	1	1%	157
AZALEA TRACE		151	6	4%	157
BOND URGENT CARE LLC		118	39	25%	157
MINUTECLINIC LLC #3705		142	14	9%	156
SABAL PALMS HEALTH AND REHAB		119	37	24%	156
PRUITT HEALTH		153	2	1%	155
TIMBERRIDGE NURSING HOME & REHAB		123	32	21%	155
NSPIRE HEALTHCARE LAUDERHILL		152	3	2%	155
PruittHealth Panama City		153	2	1%	155
TALLAHASSEE NHHI LLC		153	1	1%	154
Chatsworth at PGA National, LLC		152	2	1%	154
PALMETTTO FACILITY INC	1	152			153
HOSPITAL FOR SPECIAL SURGERY		152	1	1%	153
MEDFAST URGENT CARE CENTER - COCOA			153	100%	153

COVID-19: testing by laboratory

Data through Dec 8, 2020 verified as of Dec 9, 2020 at 10:25 AM

Data in this report are provisional and subject to change.

The numbers in the table below represent the number of Florida and non-Florida residents for whom test results were received by the Department of Health. A person can be tested by more than one laboratory and can have both positive and negative results. **Therefore, the sum of the numbers in each column will be larger than the total number of people tested.**

Reporting lab	Inconclusive	Negative	Positive	Percent positive	Total
VETERANS AFFAIRS MEDICAL CENTER - MIAMI			152	100%	152
READY RESPONDERS FLORIDA, PLLC		131	20	13%	151
PALM GARDEN OF CLEARWATER		147	4	3%	151
PALM GARDEN OF AVENTURA		150			150
BAYVIEW CENTER		149	1	1%	150
MEDFAST URGENT CARE - TITUSVILLE		7	143	95%	150
EPN URGENT CARE		40	109	73%	149
DIAMOND RIDGE		147	2	1%	149
PRECISION HEALTH RESOURCES, LLC	1	133	15	10%	149
PALM HARBOR PHARMACY		126	23	15%	149
FAWCETT MEMORIAL HOSPITAL-LAB		39	110	74%	149
CONSULATE HEALTH CARE OF MELBOURNE		149			149
Glades West Rehabilitation and Nursing Center		148			148
PALM GARDEN OF WEST PALM BEACH☐		135	13	9%	148
BEAR CREEK NURSING CENTER		147			147
FLORIDA DEPARTMENT OF HEALTH		127	20	14%	147
MICHAEL A MIDDLETON MD PA☐		145	2	1%	147
MEDFAST URGENT CARE - MELBOURNE			147	100%	147
CLARIDGE HOUSE NURSING CENTER		138	9	6%	147
FL HUD DESTIN, LLC D/B/A GRAND BOULEVARD HEALTH		138	9	6%	147
CITRUS HEALTH AND REHAB		128	19	13%	147
STARKE FAMILY MEDICAL CENTER		123	23	16%	146
ADVENT HEALTH CENTRA CARE - ST. CLOUD		131	15	10%	146
Bayside Care Center	1	140	5	3%	146
ELMHURST HOSPITAL CENTER	1	139	5	3%	145
Life Care Center of Punta Gorda	1	140	4	3%	145
ADVENT HEALTH CENTRA CARE - CARROLLWOOD		1	143	99%	144
COMMUNITY HEALTH AND REHABILITATION CENTER		135	7	5%	142
DAVID SCOTT MADWAR MD PA☐		130	12	8%	142
ENGLEWOOD HEALTHCARE AND REHABILITATION CENTER		141			141
The Inn at Sarasota Bay Club		140	1	1%	141
EDGEWOOD NURSING CENTER		139	2	1%	141
NORTHEAST FLORIDA NEUROLOGY CLINICS, INC		123	17	12%	140
THE PALACE NURSING AND REHABILITATION CENTER		140			140
DIAMOND RIDGE HEALTH AND REHABILITATION		131	8	6%	139
SILVERCREST HEALTH AND REHABILITATION CENTER	3	133	2	1%	138
CARENOW	2	84	52	38%	138
BAYFRONT HEALTH MEDICAL GROUP		106	31	23%	137
MANOR AT BLUEWATER BAY		131	6	4%	137
PPC-LAB EDI ORCHARD BI		129	8	6%	137
AMERICAN PATHOLOGY PARTNERS		136	1	1%	137
TERRACES OF LAKE WORTH CARE CENTER☐		136			136
Heritage Healthcare at Tallahassee		135	1	1%	136
EDGEWATER AT WATERMAN VILLAGE,THE		136			136
IRL MARKET LAB ALACHUA		104	31	23%	135
AVENTURA REHAB AND NURSING CENTER		135			135
PALM BEACH COUNTY HEALTH DEPT LAB	1	131	2	1%	134

COVID-19: testing by laboratory

Data through Dec 8, 2020 verified as of Dec 9, 2020 at 10:25 AM

Data in this report are provisional and subject to change.

The numbers in the table below represent the number of Florida and non-Florida residents for whom test results were received by the Department of Health. A person can be tested by more than one laboratory and can have both positive and negative results. **Therefore, the sum of the numbers in each column will be larger than the total number of people tested.**

Reporting lab	Inconclusive	Negative	Positive	Percent positive	Total
LAB CORP	1	86	47	35%	134
VRL EUROFINs		131	2	2%	133
ARBOR FACILITY INC		133			133
BLUE MED CONSULTANTS		128	5	4%	133
LABORATORY OF FLORIDA		83	50	38%	133
PALM BAY HOSPITAL		3	130	98%	133
ORLANDO HEALTH EMERGENCY DEPARTMENT		126	7	5%	133
PORT ST LUCIE REHABILITATION AND HEALTHCARE		98	35	26%	133
MEDFAST URGENT CARE CENTERS, LLC		125	8	6%	133
UNITED CLINICAL LABORATORIES		124	9	7%	133
CAYUGA MEDICAL CENTER AT ITHACA		129	3	2%	132
ADVENT HEALTH CENTRA CARE - DELAND		28	104	79%	132
PADDOCK RIDGE		132			132
THE REHABILITATION CENTER OF LAKE CITY		127	5	4%	132
INTEGRATED REGIONAL LABORATORIES		119	12	9%	131
LONGWOOD HEALTH AND REHABILITATION CENTER		125	6	5%	131
FORT WALTON REHABILITATION CENTER		95	36	27%	131
Parkview Rehabilitation Center at Winter Park		128	3	2%	131
HOPE HOSPICE AND COMMUNITY SERVICES INC	2	126	3	2%	131
ALLSOUTH URGENT CARE			131	100%	131
MEDFAST URGENT CARE CENTER - SARNO		2	128	98%	130
ROSECASTLE OF ZEPHRHILLS		128	2	2%	130
Consulate Health Care of North Fort Myers		127	3	2%	130
BMHSI-AEL MICROBIOLOGY LABORATORY	2	102	25	19%	129
VITAS HEALTHCARE CORP OF CENTRAL FL		128	1	1%	129
Consulate Healthcare of West Palm Beach		122	7	5%	129
CENTRACARE		17	112	87%	129
GENE BY GENE		61	68	53%	129
CAPE CANAVERAL HOSPITAL		14	114	89%	128
HUNT CLUB PEDIATRIC ASSOCIATES, P.A.		106	21	17%	127
MEDFAST URGENT CARE CENTER - TITUSVILLE			127	100%	127
OCALA FAMILY MEDICAL CENTER INC		103	24	19%	127
AMERICAN FINNISH NURSING HOME	1	124	2	2%	127
REFUAH HEALTH CENTER LABORATORY		124	3	2%	127
MILLENNIUM LAB SERVICES			127	100%	127
DXTERITY DIAGNOSTICS	1	122	3	2%	126
J AND G MEDICAL GROUP LLC		109	17	13%	126
Rehabilitation Center for Park Place LLC		124	2	2%	126
ADVENT HEALTH CENTRA CARE - LONGWOOD		22	103	82%	125
MACTOWN, INC		124			124
PERSONALIZED GENETIC TESTING		37	87	70%	124
ALL SEASONS NAPLES LLC		124			124
THE CLUB AND REHABILITATION CENTER		123	1	1%	124
UCC - WELLINGTON			124	100%	124
GENETWORKX		17	107	86%	124
GOOD SAMARITAN SOCIETY OF DELAND		121	3	2%	124
LIFE CARE CENTER OF ALTAMONTE SPRINGS		102	21	17%	123

COVID-19: testing by laboratory

Data through Dec 8, 2020 verified as of Dec 9, 2020 at 10:25 AM

Data in this report are provisional and subject to change.

The numbers in the table below represent the number of Florida and non-Florida residents for whom test results were received by the Department of Health. A person can be tested by more than one laboratory and can have both positive and negative results. **Therefore, the sum of the numbers in each column will be larger than the total number of people tested.**

Reporting lab	Inconclusive	Negative	Positive	Percent positive	Total
ASTON GARDENS AT PELICAN MARSH		122	1	1%	123
MATHISON RETIREMENT COMMUNITY, INC		122	1	1%	123
BUFFALO CROSSING HEALTHCARE & REHABILITATION CTR		120	2	2%	122
PALM GARDEN OF WINTER HAVEN		108	14	11%	122
OAKBROOK HEALTH AND REHABILITATION CENTER	1	121			122
MEDFAST URGENT CARE - EDGEWATER		2	119	98%	121
ST CATHERINE'S WEST REHABILITATION HOSPITAL		120	1	1%	121
REHABILITATION CENTER OF LAKE CITY, TH		117	4	3%	121
PARKVIEW HEALTH		121			121
GRAVITY DIAGNOSTICS, LLC		35	86	71%	121
AFC URGENT CARE SEMINOLE			120	100%	120
SEA BREEZE REHAB AND NURSING CENTER		118	2	2%	120
TRI-COUNTY NURSING HOME		114	6	5%	120
FHMG-FLORIDA HOSPITAL MEDICAL GROUP		101	19	16%	120
COCOA BEACH/ADVENT CENTRA		6	114	95%	120
SILVER CREEK SENIOR LIVING COMMUNITY		119			119
GOOD SAMARITAN SOCIETY-DAYTONA		118	1	1%	119
SARNO EXTENDED HOURS		77	42	35%	119
BAYSIDE HEALTH AND REHABILITATION CENTER		119			119
ADVANCED MEDICAL CENTER		86	33	28%	119
MATHISON RETIREMENT COMMUNITY		114	4	3%	118
COLOR GENOMICS, INC.	1	115	2	2%	118
GESSLER CLINIC PA		95	22	19%	117
NEIGHBORHOOD MEDICAL CENTER		112	5	4%	117
AFC URGENT CARE TYRONE		2	115	98%	117
EAST LAKE PEDIATRICS PA		108	8	7%	116
TARPON POINT NURSING AND REHABILITATION CENTER		116			116
SERENADES IN THE VILLAGES		103	12	10%	115
PHYSICIANS PRIMARY CARE LAB		86	29	25%	115
SERANADES BY SONATA WEST ORANGE		104	11	10%	115
ARTHREX MEDICAL CENTER		45	69	61%	114
Timberridge Center for Rehabilitation and Healing		91	23	20%	114
TRINITY REGIONAL REHAB CENTER		112	2	2%	114
ADVENTHEALTH MEDICAL GROUP PROMPT CARE		95	19	17%	114
CANTERFIELD OF OCALA, LLC		112	2	2%	114
SUWANNEE VALLEY NURSING CENTER		111	2	2%	113
DELTONA HEALTH CARE		96	17	15%	113
ALLIED HEALTH FORT PIERCE		112			112
LOOP PEDIATRICS PA		99	13	12%	112
SABAL DIRECT PRIMARY CARE, PA		98	14	13%	112
REGENCY CARE OF BLOUNTSTOWN LLC		107	5	4%	112
Sunset Point Center		111	1	1%	112
COASTAL HEALTH AND REHAB		110	2	2%	112
AMERICAN RESEARCH LABS		4	108	96%	112
PROVIDENCE HOSPITAL LABORATORY		106	5	5%	111
MEDFAST URGENT CARE CENTER - COCOA BEACH			111	100%	111
MEDEXPRESS URGENT CARE BOCA RATON		106	5	5%	111

COVID-19: testing by laboratory

Data through Dec 8, 2020 verified as of Dec 9, 2020 at 10:25 AM

Data in this report are provisional and subject to change.

The numbers in the table below represent the number of Florida and non-Florida residents for whom test results were received by the Department of Health. A person can be tested by more than one laboratory and can have both positive and negative results. **Therefore, the sum of the numbers in each column will be larger than the total number of people tested.**

Reporting lab	Inconclusive	Negative	Positive	Percent positive	Total
FLORIDA HEALTH CARE PLAN INC		2	108	98%	110
COQUINA CENTER		109	1	1%	110
FLORIDA KEYS PEDIATRICS & ADOLESCENT CENTER		106	4	4%	110
LabCorp L#09258090 M#09258105		71	39	35%	110
LITTLE PINE PEDIATRICS		81	29	26%	110
CENTRA CARE - HUNTER'S CREEK		52	58	53%	110
HILLSBOROUGH COUNTY DEVELOPMENTAL CTR	1	108			109
BAYFRONT HEALTH ER PINELLAS PARK	1	71	37	34%	109
NORTH FL SOUTH GA HCS-MALCOM RANDALL VAMC			109	100%	109
MOBILE INFIRMARY MED CENTER PATH LAB		98	11	10%	109
POINT WASHINGTON MEDICAL CLINIC		1	107	99%	108
CHARTER SENIOR LIVING OF PANAMA CITY BEACH		93	15	14%	108
ADVENT HEALTH CENTRA CARE - AZALEA PARK		91	17	16%	108
TRENTON MEDICAL CENTER INC DBA PALMS MEDICAL GROUP	2	88	18	17%	108
CARENOW URGENT CARE – FORT PIERCE		89	19	18%	108
INTELEX LABS, LLC		108			108
AFC URGENT CARE FAMILY CARE			108	100%	108
ADVENT HEALTH CENTRA CARE		8	100	93%	108
TUSCAN GARDENS OF VENETIA MANAGEMENT COMPANY		106	1	1%	107
DOCTOR'S IN HOUSE LABORATORY		13	94	88%	107
EVANS HEALTH CARE		104	2	2%	106
Gulf Coast Healthcare (Longwood Health and Rehab		106			106
SHOAL CREEK REHABILITATION CENTER		71	35	33%	106
Whispering Oaks	5	97	4	4%	106
GRAND OAKS HEALTH & REHABILITATION		106			106
AMBULATORY SURGERY CENTER OF BOCA RATON LTD		105	1	1%	106
GLADES HEALTH CARE CENTER		104	1	1%	105
HEART OF FLORIDA REGIONAL MED CTR		34	71	68%	105
PALM GARDEN OF ORLANDO		102	3	3%	105
MINUTECLINIC DIAGNOSTIC OF RHODE ISLAND, LLC #729		101	4	4%	105
GRAVITY DIAGNOSTICS		42	62	60%	104
ADVENT HEALTH CENTRA CARE - BRANDON		29	75	72%	104
GOLD CHOICE SENIOR COMMUNITIES		75	29	28%	104
CLINICAL PATHOLOGY LABS		2	102	98%	104
BAY VIEW HEALTHCARE		85	19	18%	104
SOLARIS HEALTHCARE DAYTONA	1	102			103
ADVENT HEALTH CENTRA CARE - SANFORD		28	75	73%	103
SOLARIS HEALTHCARE MERRITT ISLAND		93	10	10%	103
NORTH FLORIDA PEDIATRICS - MARIANNA		76	26	25%	102
UNIVERSITY MEDICAL CENTER SUITES		90	12	12%	102
MEYER PEDIATRICS		90	11	11%	101
WOODBIDGE FACILITY INC		99	1	1%	100
NATIONS BEST FAMILY HEALTH CARE		52	48	48%	100
WIMAUMA COMMUNITY HEALTH CENTER		80	20	20%	100
Consulate Health Care of Port Charlotte		98	2	2%	100
SUNFLOWER SPRINGS ASSISTED LIVING		97	3	3%	100
PRIMECARE OF DOTHAN		67	33	33%	100

COVID-19: testing by laboratory

Data through Dec 8, 2020 verified as of Dec 9, 2020 at 10:25 AM

Data in this report are provisional and subject to change.

The numbers in the table below represent the number of Florida and non-Florida residents for whom test results were received by the Department of Health. A person can be tested by more than one laboratory and can have both positive and negative results. **Therefore, the sum of the numbers in each column will be larger than the total number of people tested.**

Reporting lab	Inconclusive	Negative	Positive	Percent positive	Total
LAKESIDE NEUROLOGIC		96	4	4%	100
Bayside Health and Rehabilitation		99	1	1%	100
ADVENT HEALTH CENTRA CARE - WINTER HAVEN		30	69	70%	99
ARCADIA HEALTH AND REHABILITATION CENTER		99			99
MEDFAST URGENT CARE CENTER - WICKHAM			98	100%	98
CENTRAL FLORIDA HEALTH CARE		46	52	53%	98
LONGWOOD FAMILY PRACTICE		80	18	18%	98
NCRNC INC		95	2	2%	97
FLORIDA COMMUNITY HEALTH CENTERS INC			97	100%	97
HEALTH CENTERS AT BRENTWOOD		96	1	1%	97
MEADOWCREST FAMILY PHYSICIANS		69	27	28%	96
BAYSHORE MEMORY CARE		96			96
CHATHAM GLEN HEALTHCARE AND REHABILITATION CENTER		95	1	1%	96
PAVILION FOR HEALTHCARE, THE		96			96
SEMINOLE NURSING PAVILION		89	7	7%	96
PEDIATRIC ASSOCIATES ORLANDO		82	14	15%	96
FELLOWSHIP HOME AT THE FAIRWAY LLC		96			96
DIGNITY HEALING, LLC		94	2	2%	96
THE TERRACE OF KISSIMMEE		80	15	16%	95
FLAGLER COUNTY HEALTH DEPARTMENT		82	13	14%	95
GLOBAL CENTRAL LABS AT PPD	2	87	6	6%	95
PHYSICIANS REGIONAL CLINIC		82	13	14%	95
VISTA MANOR		92	3	3%	95
Fernandina Beach Rehabilitation and Nursing Center		95			95
DIAGNOSTIC SOLUTIONS		3	91	97%	94
RIVERS FAMILY MEDICINE PA		82	12	13%	94
PROVISTA DIAGNOSTICS, INC		93	1	1%	94
DEPARTMENT OF HEALTH & HUMAN SERVICES		94			94
SOLARIS HEALTHCARE OSCEOLA		90	3	3%	93
VENICE REGIONAL BAYFRONT HEALTH (PULMONARY)		83	10	11%	93
ISLAND HEALTH AND REHABILITATION CENTER		93			93
HIALEAH SHORES NURSING AND REHAB CENTER		85	7	8%	92
CORAL REEF NURSING & REHAB CENTER		92			92
FIRST CHOICE PEDIATRICS		78	14	15%	92
DBI HEALTH INC		90	2	2%	92
LASER & SURGERY CENTER OF THE PALM BEACHES		92			92
NEW YORK CITY DEPARTMENT OF HEALTH & MENTAL		85	7	8%	92
MANOR CARE OF NAPLES FL LLC		92			92
DEVANSH LAB WERKS INC		77	15	16%	92
AFC URGENT CARE		44	47	52%	91
MONTEFIORE MEDICAL CENTER LABORATORIES - MOSES		84	7	8%	91
FLORIDA HEALTH CARE PLANS			91	100%	91
SOLARIS HEALTHCARE IMPERIAL		88	3	3%	91
UNIVERSITY OF MIAMI		1	90	99%	91
MEDICAL CENTER CLINIC-IMMEDIATE CARE	1	82	8	9%	91
INN AT ASTON GARDENS, THE		90	1	1%	91
FAIR HAVENS CENTER, OPCO		89	2	2%	91

COVID-19: testing by laboratory

Data through Dec 8, 2020 verified as of Dec 9, 2020 at 10:25 AM

Data in this report are provisional and subject to change.

The numbers in the table below represent the number of Florida and non-Florida residents for whom test results were received by the Department of Health. A person can be tested by more than one laboratory and can have both positive and negative results. **Therefore, the sum of the numbers in each column will be larger than the total number of people tested.**

Reporting lab	Inconclusive	Negative	Positive	Percent positive	Total
SEMINOLE COUNTY HEALTH DEPARTMENT		73	18	20%	91
PLAZA OF HALLANDALE BEACH		91			91
AVECINA MOBILE		82	8	9%	90
MANORCARE HEALTH SERVICES - VENICE		65	25	28%	90
ADVENT HEALTH CENTRA CARE - TEMPLE TERRACE		38	52	58%	90
AYERS HEALTH & REHABILITATION CENTER		90			90
EVENT MED SERVICES LABORATORY		90			90
SOUTH BALDWIN REGIONAL MEDICAL CENTER		86	4	4%	90
GEORGIA DEPARTMENT OF PUBLIC HEALTH		1	89	99%	90
HOLY CROSS HOSPITAL		12	77	87%	89
AFC URGENT CARE CLEARWATER		52	37	42%	89
ADVENT HEALTH CENTRA CARE - WATERMAN		78	11	12%	89
FINLAY CLINICAL LABORATORY		28	61	69%	89
PREMIER URGENT CARE OF BREVARD		2	87	98%	89
JEFFERY WEINZWEIG		2	87	98%	89
GOVERNOR'S CREEK HEALTH & REHABILITATION		87	1	1%	88
AVERO DIAGNOSTICS		64	24	27%	88
YOUR FAMILY WALK-IN CLINIC			88	100%	88
EXOSOME DIAGNOSTICS		83	5	6%	88
WESTCHESTER MEDICAL CENTER		87	1	1%	88
SAINTS 120 LLC	1	87			88
PACIFIC ANALYTICS			88	100%	88
ADVENT HEALTH CENTRA CARE - KISSIMMEE		54	34	39%	88
TUSCAN GARDENS OF PALM COAST		86	1	1%	87
ABBIEJEAN RUSSELL CARE CENTER		87			87
OCEAN REEF MEDICAL CENTER		74	13	15%	87
TIFFANY HALL NURSING AND REHAB CENTER		87			87
ARDEN COURTS OF LARGO FL, LLC		84	3	3%	87
BRANDON HEALTH AND REHABILITATION CENTER	1	85	1	1%	87
TRADITION MEDICAL CENTER LABORATORY		48	39	45%	87
PEDIATRICS IN BREVARD PA		79	7	8%	86
SMILEY MEDICAL GROUP		59	27	31%	86
WHITE PLAINS HOSPITAL CENTER LAB		86			86
DAYSPRING VILLAGE		84	1	1%	85
NAVY HOSPITAL			85	100%	85
WEDGEWOOD HEALTHCARE CENTER		82	3	4%	85
W. FRANK WELLS NURSING HOME		84	1	1%	85
SURREY PLACE CARE CENTER		80	5	6%	85
FLORIDA DEPARTMENT OF HEALTH CLAY COUNTY		45	40	47%	85
KALEIDA HEALTH CENTER FOR LABORATORY		80	5	6%	85
PEDIATRICS OF GREATER ORLANDO		75	10	12%	85
LIFE CARE CENTER OF WINTER HAVEN		73	12	14%	85
MV MEDICAL PRACTICE DBA PRIMARY URGENT CARE		82	3	4%	85
FAST TRACK URGENT CARE CENTER - RIVERVIEW			84	100%	84
Solaris Healthcare Lake Bennet		74	10	12%	84
PINES OF SARASOTA GARDEN		84			84
ADVENT HEALTH CENTRA CARE - CITRUS PARK		8	76	90%	84

COVID-19: testing by laboratory

Data through Dec 8, 2020 verified as of Dec 9, 2020 at 10:25 AM

Data in this report are provisional and subject to change.

The numbers in the table below represent the number of Florida and non-Florida residents for whom test results were received by the Department of Health. A person can be tested by more than one laboratory and can have both positive and negative results. **Therefore, the sum of the numbers in each column will be larger than the total number of people tested.**

Reporting lab	Inconclusive	Negative	Positive	Percent positive	Total
JACKSON PLAZA NURSING & REHAB CENTER		84			84
QUICK CARE MED		62	22	26%	84
VILLAGE DOCTORS OF KEYSTONE		69	14	17%	83
HALIFAX MEDICAL CENTER-PORT ORANGE LAB		72	11	13%	83
BAYA POINTE NURSING AND REHABILITATION		1	82	99%	83
ADVENT HEALTH CENTRA CARE - SOUTH ORANGE		69	14	17%	83
PIONEER CLINICAL LAB, LLC		70	13	16%	83
THE PAVILION FOR HEALTH CARE		72	10	12%	82
HERON CLUB AT PRESTANCIA		80	2	2%	82
HURLBURT FIELD CLINIC		39	43	52%	82
BOCA RATON REHABILITATION CENTER		79	3	4%	82
FAST TRACK URGENT CARE CENTER - WESTCHASE			82	100%	82
DOCTORS MEMORIAL HOSPITAL		31	51	62%	82
ARBOR TRAIL		77	5	6%	82
LAB		29	53	65%	82
FHMG FLORIDA HOSPITAL MEDICAL GROUP		67	15	18%	82
DISCOVERY VILLAGE AT NAPLES		81			81
ADVENT HEALTH - PALM HARBOR ER		64	17	21%	81
MIAMI SHORES NURSING & REHAB		81			81
FAMILY HEALTH CENTERS OF SWF LABS		67	14	17%	81
OAKS OF KISSIMMEE HEALTH AND REHABILITATION CENTER		81			81
KEYS MEDICAL GROUP			80	100%	80
QUICK CARE MED PL CR		77	3	4%	80
CHILDRENS MEDICAL ASSOCIATION		72	8	10%	80
Solaris Healthcare Coconut Creek		78	2	3%	80
NOMIHEALTH LAB SERVICES		7	72	91%	79
RDV SPORTSPLEX PEDIATRICS		64	15	19%	79
HEARTLAND PEDIATRICS OF LAKE WALES		72	7	9%	79
NSPIRE HEALTHCARE TAMARAC		78	1	1%	79
NITE LITE PEDIATRICS – JACKSONVILLE		76	2	3%	78
SOLARIS HEALTHCARE LAKE CITY		48	30	38%	78
EDGEWATER AT WATERMAN VILLAGE		78			78
FIRST CHOICE PEDIATRICS SEMORAN		65	13	17%	78
ANCIENT CITY PEDIATRICS		76	2	3%	78
VETERANS AFFAIRS MEDICAL CENTER - PALO ALTO		28	50	64%	78
CAREMOUNT MEDICAL - PATHOLOGY		75	2	3%	77
CBS LABS OF TAMPA LLC		3	74	96%	77
FINLAY CLINICAL LABORATORY INC		28	49	64%	77
TRUE NORTH HEALTH NAVIGATION LLC DBA DISPATCHHEALTH	1	60	16	21%	77
UNIVERSITY HEALTH SYSTEM INC		70	7	9%	77
BOCA GRANDE HEALTH CLINIC		74	3	4%	77
HEALTH CARE DISTRICT OF PALM BEACH COUNTY MAIN OFFICE	1	9	67	87%	77
ORANGE CITY NURSING AND REHAB		75	2	3%	77
CONSULATE HEALTH CARE OF SARASOTA□		76			76
THE COURTYARD ASSISTED LIVING		73	3	4%	76
NORTH PINELLAS STATMED QUICK QUALITY CLINICS		28	48	63%	76
VIERA HOSPITAL			76	100%	76

COVID-19: testing by laboratory

Data through Dec 8, 2020 verified as of Dec 9, 2020 at 10:25 AM

Data in this report are provisional and subject to change.

The numbers in the table below represent the number of Florida and non-Florida residents for whom test results were received by the Department of Health. A person can be tested by more than one laboratory and can have both positive and negative results. **Therefore, the sum of the numbers in each column will be larger than the total number of people tested.**

Reporting lab	Inconclusive	Negative	Positive	Percent positive	Total
DYNAMIC MEDICAL USA			76	100%	76
CLYDE E LASSEN STATE VETERANS NURSING HOME		56	20	26%	76
MD 365 MEDICAL CARE		74	1	1%	75
BROWARD HEALTH CORAL SPRINGS EPIDEMIOLOGY DEPT		1	74	99%	75
MEDFAST URGENT CARE CENTERS LLC		19	56	75%	75
VILLAGE PLACE NH LLC		55	20	27%	75
SUN COUNTRY PEDIATRICS PLLC	5	64	6	8%	75
ST MARK ASSISTED LIVING CENTER	1	63	11	15%	75
CORE BIO LABS		42	33	44%	75
FLORIDA DEPARTMENT OF HEALTH IN POLK COUNTY		66	9	12%	75
JACKSONVILLE NURSING AND REHAB CENTER		75			75
FAST TRACK URGENT CARE CENTER - SOUTH TAMPA			75	100%	75
LPG COCONUT POINT		62	13	17%	75
JACKSONVILLE KIDS PEDIATRICS, PLLC		63	11	15%	74
INTERLACHEN PEDIATRICS PA		73	1	1%	74
CRONOS CLINICAL LABORATORY	1	71	2	3%	74
WINDSOR REFLECTIONS		74			74
NOAH CLINICAL LABORATORY		63	11	15%	74
THE WELLNESS CENTER AT LAKEWOOD RANCH			74	100%	74
BOSTON RED SOX CLUB LP		74			74
SCOTT LAKE HEALTH AND REHABILITATION CENTER		71	2	3%	73
CONSULATE HEALTH CARE – LAKE MARY		72	1	1%	73
LAKEVIEW TERRACE RETIREMENT COMMUNITY		71	2	3%	73
FIRST CHOICE PRIMARY CARE		55	18	25%	73
24/7 PEDIATRIC CARE CENTERS INC		69	3	4%	72
GRANDE, THE		69	3	4%	72
PALMS MEDICAL GROUP HIGH SPRINGS		65	7	10%	72
SARAPATH DIAGNOSTICS			72	100%	72
MIDWAY PRIMARY CARE, LLC		70	2	3%	72
CATHOLIC HEALTH SYSTEM DEPT LABORATORY		71	1	1%	72
DIAGNOSTIC LABORATORY OF OKLAHOMA		59	13	18%	72
ADVANCED LAB		67	4	6%	71
AMMON LABS		61	10	14%	71
ADVENT HEALTH - ORLANDO		60	11	15%	71
ADVENT HEALTH CENTRA CARE - ORANGE CITY		4	67	94%	71
JOHN KNOX VILLAGE OF FLORIDA ALF	1	70			71
Madison Health and Rehabilitation Center		41	30	42%	71
CENTERSTONE OF FLORIDA		68	3	4%	71
SEASIDE HEALTH AND REHABILITATION CENTER		15	56	79%	71
HIGHLANDS MEDICAL CENTER		68	2	3%	70
SOUTH BALDWIN MEDICAL CENTER GULF SHORES		58	12	17%	70
TREASURE COAST MEDICAL ASSOCIATES		2	68	97%	70
AMERICA'S PHARMACY LLC		63	7	10%	70
Highlands Regional Hospital		63	7	10%	70
Emory L Bennett State Veterans Nursing Home		69	1	1%	70
CSL PLASMA		18	52	74%	70
HAVEN OF OUR LADY OF PEACE INC		70			70

COVID-19: testing by laboratory

Data through Dec 8, 2020 verified as of Dec 9, 2020 at 10:25 AM

Data in this report are provisional and subject to change.

The numbers in the table below represent the number of Florida and non-Florida residents for whom test results were received by the Department of Health. A person can be tested by more than one laboratory and can have both positive and negative results. **Therefore, the sum of the numbers in each column will be larger than the total number of people tested.**

Reporting lab	Inconclusive	Negative	Positive	Percent positive	Total
MEMORIAL MANOR		70			70
QPS, LLC		69	1	1%	70
MAGNOLIA DIAGNOSTIC		1	69	99%	70
PLYMOUTH HOME FOR ADULTS, INC.	8	61	1	1%	70
SUNCOAST COMMUNITY HEALTH CENTERS PEDIATRICS		21	49	70%	70
HERITAGE HEALTHCARE AND REHABILITATION CENTER		69			69
SIMED LABORATORY		57	12	17%	69
AMELIA MEDICAL CARE		2	67	97%	69
MEMORY CARE OF NAPLES		69			69
BROWARD HEALTH MEDICAL CENTER		3	66	96%	69
PROMEDICA LABORATORIES		20	48	71%	68
SUNCOAST OPTIMAL WELLNESS		23	45	66%	68
SPRINGS AT LAKE POINTE WOODS		66	2	3%	68
VILLAS OF HOLLY BROOK - BRADENTON 14TH		67			67
AEL- MEMPHIS		17	50	75%	67
Advent health care center Celebration		65	2	3%	67
ManorCare Health Services-Palm Harbor		66			66
Concordia Village of Tampa AL		66			66
MEDEX MEDICAL EXPRESS OF PALATKA			66	100%	66
EXPRESS URGENT CARE LLC		1	65	98%	66
ERIE COUNTY MEDICAL CTR CLINICAL LABS		65	1	2%	66
CONEY ISLAND HOSPITAL		64	1	2%	65
LIFE BRITE		64	1	2%	65
WESLEY HAVEN VILLA		65			65
SIGNATURE HEALTHCARE OF PORT CHARLOTTE		65			65
ADVENT HEALTH CENTRA CARE - WINTER GARDEN		13	52	80%	65
LABFIRST - DEPARTMENT OF PATHOLOGY		64	1	2%	65
WELLNOW URGENT CARE PC		65			65
STONY BROOK UNIVERSITY MEDICAL CENTER		58	7	11%	65
Oakhurst Center		65			65
BROOKDALE OVIEDO		64	1	2%	65
SUNLAND MARIANNA COX MEDICAL CENTER		56	9	14%	65
MINUTECLINIC LLC # 3579		54	11	17%	65
SOUTH GEORGIA MEDICAL CENTER		48	16	25%	64
OUT OF STATE		40	24	38%	64
HEALTH FIRST - PALM BAY HOSPITAL		2	62	97%	64
HAVEN OF OUR LADY OF PEACE		64			64
FG RAPID RESULTS	1	41	22	34%	64
DE LUNA HEALTH AND REHABILITATION CENTER		64			64
PINELLAS CARE CENTER		45	19	30%	64
BIODESIX, INC.		51	13	20%	64
SUPERIOR RESIDENCES OF PANAMA CITY BEACH		63	1	2%	64
WATERMARK LAKE POINTE WOODS LLC		64			64
ASSOCIATED CLINICAL LABORATORIES		57	6	10%	63
EISENHOWER ARMY MEDICAL CENTER		59	4	6%	63
APC PEDIATRICS AT RYE ROAD MEDICAL PARK		63			63
PLANTATION GENERAL HOSPITAL CLINICAL LAB		26	37	59%	63

COVID-19: testing by laboratory

Data through Dec 8, 2020 verified as of Dec 9, 2020 at 10:25 AM

Data in this report are provisional and subject to change.

The numbers in the table below represent the number of Florida and non-Florida residents for whom test results were received by the Department of Health. A person can be tested by more than one laboratory and can have both positive and negative results. **Therefore, the sum of the numbers in each column will be larger than the total number of people tested.**

Reporting lab	Inconclusive	Negative	Positive	Percent positive	Total
WADSWORTH HEALTH CENTER		60	3	5%	63
ARBOR GLEN AT ARBOR TRACE		59	4	6%	63
CITRUS MEMORIAL HEALTH SYSTEM LAB		2	61	97%	63
DISCOVERY VILLAGE AT MELBOURNE		62	1	2%	63
NO FLORIDA PEDIATRICS, PA		60	2	3%	62
LAB PLUS, LLC AT SAINT THOMAS WEST HOSPITAL		48	14	23%	62
MINUTE CLINIC LLC		51	11	18%	62
JOSEPH L MORSE GERIATRIC CENTER	2	59	1	2%	62
RIDGEWOOD DIAGNOSTIC LABORATORY		60	2	3%	62
BAY VUE NURSING AND REHABILITATION CENTER		61	1	2%	62
FLOMEDILAB		19	43	69%	62
PATRIOT MEDICAL LABORATORIES		60	2	3%	62
STEWART MEDICAL GROUP		30	32	52%	62
EXCEL PEDIATRICS		44	18	29%	62
BORLAND GROOVER CLINIC	1	50	10	16%	61
EMERALD COAST HOSPICE		60	1	2%	61
NEMOURS CHILDREN'S PRIMARY CARE		51	10	16%	61
MORSELIFE MEMORY CARE RESIDENCE		60	1	2%	61
CL BRUMBACK PRIMARY CARE CLINICS		16	45	74%	61
Courtyards of Orlando Care Center		61			61
LAKE VIEW CARE CENTER AT DELRAY		60	1	2%	61
ADVANCED AMBULATORY SURGERY CENTER		58	3	5%	61
CENTRAL BALDWIN IMMEDIATE CARE & FAMILY PRACTICE		47	13	22%	60
QUEENS HOSPITAL CENTER		59	1	2%	60
FAST TRACK URGENT CARE CENTER - BRANDON			60	100%	60
WHITE WILSON MEDICAL IMMEDIATE CARE NICEVILLE			60	100%	60
USF HEALTH MORSANI CENTER		5	55	92%	60
EXACT SCIENCES LABORATORIES, LLC		15	45	75%	60
HUNTSVILLE HOSPITAL LABORATORY		45	15	25%	60
KORGENE LAB		18	42	70%	60
ADVENT HEALTH CENTRA CARE - POINCIANA		21	38	64%	59
DOUGLAS T JACOBSON STATE VETERANS HOME		59			59
CATALYST WALK IN CLINIC		45	14	24%	59
ATRIUM AT LIBERTY PARK		58	1	2%	59
INTERNAL LAB		50	9	15%	59
PINES OF SARASOTA		59			59
MED EXPRESS		6	52	90%	58
STONY BROOK SOUTHAMPTON		57	1	2%	58
MINUTECLINIC DIAGNOSTIC OF SOUTH CAROLINA, LLC		52	6	10%	58
MINUTECLINIC LLC #3635		53	5	9%	58
Margate Health and Rehabilitation Center		56	2	3%	58
MINUTECLINIC LLC # 0514		52	6	10%	58
F&T MEDICAL RESEARCH, INC		58			58
THE CANOPY AT BERRYHILL		58			58
MIAMI BEACH COMMUNITY HEALTH CENTER			58	100%	58
MOLECULAR TESTING LABS		25	33	57%	58
MILLER BIOCONNECT		43	14	25%	57

COVID-19: testing by laboratory

Data through Dec 8, 2020 verified as of Dec 9, 2020 at 10:25 AM

Data in this report are provisional and subject to change.

The numbers in the table below represent the number of Florida and non-Florida residents for whom test results were received by the Department of Health. A person can be tested by more than one laboratory and can have both positive and negative results. **Therefore, the sum of the numbers in each column will be larger than the total number of people tested.**

Reporting lab	Inconclusive	Negative	Positive	Percent positive	Total
ASCENSION SACRED HEART BAY LABORATORY		54	3	5%	57
MINUTECLINIC LLC #5214		53	4	7%	57
KAPG FLEMING ISLAND SENIOR HOUSING OPCO LLC	1	56			57
MINUTECLINIC LLC #3662		52	5	9%	57
NATURE COAST MEDICAL GROUP		48	9	16%	57
ASCENSION MEDICAL GROUP		1	56	98%	57
ST VINCENT'S BIRMINGHAM		55	2	4%	57
DAIRY ROAD URGENT CARE		29	28	49%	57
MILLENIUM PHYSICIANS GROUP		1	56	98%	57
EAST ALABAMA MEDICAL CENTER LABORATORY		49	8	14%	57
AMERICAN FAMILY MEDICAL		48	9	16%	57
HOBDAIRI FAMILY HEALTH LLC		41	16	28%	57
SPRING HILL HEALTH AND REHABILITATION CENTER		44	12	21%	56
Solaris HealthCare Windermere		54	2	4%	56
ADVENT HEALTH - LAKE NONA		50	6	11%	56
AMEERAH LABS, LLC		44	12	21%	56
ISLAND COAST PEDIATRICS		55	1	2%	56
PHYSICIAN PARTNERS PERRY		36	20	36%	56
MD LABS		32	23	42%	55
Heartland Healthcare of Ft. Myers		55			55
CRUCIAL CARE EMERGENCY MEDICINE DOCTORS		44	11	20%	55
MINUTECLINIC LLC #1055		38	17	31%	55
CHILDRENS MEDICAL ASSOCIATION PA		43	12	22%	55
AVON PARK PEDIATRICS INC		49	6	11%	55
PHYSICIANS STAT LAB INC		43	12	22%	55
AMA MEDICAL GROUP LLC		49	6	11%	55
MINUTECLINIC LLC #7887		52	3	5%	55
LUIS A GHIGLINO MD PA		55			55
SONATA HUNTERS CREEK		47	8	15%	55
NORTH PORT REHABILITATION AND NURSING CENTER		54	1	2%	55
CLERMONT HEALTH AND REHAB		40	14	26%	54
AMERICAN FAMILY CARE PENSACOLA WEST		1	53	98%	54
TIFFANY HALL NURSING AND REHAB		44	10	19%	54
FAMILY HEALTH CENTERS OF SOUTHWEST FLORIDA INC		34	20	37%	54
MINUTECLINIC LLC # 3686		48	6	11%	54
SARASOTA CO. HEALTH DEPT # 58		40	14	26%	54
EMBRY RIDDLE AERONAUTICAL UNIVERSITY HEALTH SERVICES			54	100%	54
ST. CLOUD MEDICAL GROUP		54			54
UNITED LABORATORY SERVICES CORPORATION		38	16	30%	54
WIREGRASS DIRECT PRIMARY CARE PLLC		48	6	11%	54
ALL FLORIDA FAMILY AND SPORTS MEDICINE		48	6	11%	54
FLORIDA PEDIATRIC GROUP		27	26	49%	53
WINDSOR OAKS		52	1	2%	53
PRIMARY CARE SOUTH INC			53	100%	53
POINTE, THE		51	2	4%	53
MOBILE PHYSICIAN SERVICES INC		51	2	4%	53
BENTON HOUSE AT OAKLEAF		51	2	4%	53

COVID-19: testing by laboratory

Data through Dec 8, 2020 verified as of Dec 9, 2020 at 10:25 AM

Data in this report are provisional and subject to change.

The numbers in the table below represent the number of Florida and non-Florida residents for whom test results were received by the Department of Health. A person can be tested by more than one laboratory and can have both positive and negative results. **Therefore, the sum of the numbers in each column will be larger than the total number of people tested.**

Reporting lab	Inconclusive	Negative	Positive	Percent positive	Total
MINNESOTA TWINS		51	2	4%	53
CENTRA CARE - CONWAY		20	33	62%	53
FIRST QUALITY LABORATORY		46	7	13%	53
URGENT CARE EXPRESS LLC			52	100%	52
ADVENT HEALTH		49	3	6%	52
PARKSIDE INN		52			52
GOOD SAMARITAN CENTER		52			52
FREEDOM INN AT TARPON SPRINGS		50	2	4%	52
GENPATH			52	100%	52
MINUTECLINIC LLC #1771		45	7	13%	52
LABCORP RTP		27	25	48%	52
FAST TRACK URGENT CARE CENTER - WESLEY CHAPEL			52	100%	52
NORTH FLORIDA PEDIATRICS PA - DUVAL		50	1	2%	51
VILLA MARIA WEST SKILLED NURSING FACILITY		45	6	12%	51
EAGLES WATCH CLUSTER		42	9	18%	51
MINUTECLINIC LLC #4987		44	7	14%	51
MD 365 MEDICAL CARE PLLC		51			51
NXGEN MDX		19	32	63%	51
WASHINGTON REHABILITATION AND NURSING CENTER		51			51
UNIVERSITY OF NORTH FLORIDA STUDENT HEALTH		48	3	6%	51
ATLANTIC URGENT CARE		33	18	35%	51
GULFVIEW MEDICAL INSTITUTE		50			50
WILSON MEMORIAL REGIONAL MEDICAL CENTER		48	2	4%	50
GATEWAY CARE CENTER		50			50
EAST NEW YORK DIAGNOSTIC AND TREATMENT		47	3	6%	50
BRASHEAR'S VITAL CARE CORP			50	100%	50
ROSECASTLE OF CITRUS		50			50
CLEVELAND CLINIC FOUNDATION		11	39	78%	50
GV NAPLES OPCO, LLC		50			50
SOLARIS SENIOR LIVING NORTH NAPLES		48	1	2%	49
GULF COAST MEDICAL CENTER		47	2	4%	49
FLORIDA DEPARTMENT OF HEALTH IN LAKE COUNTY	1	40	8	16%	49
PEDIATRIC ASSOCIATES OF OCALA PA		47	2	4%	49
NITE LITE PEDIATRICS - PORT ST. LUCIE		42	7	14%	49
SMA LAB		6	43	88%	49
USF		1	48	98%	49
CHILDREN MED CARE INC		43	6	12%	49
SUNY UPSTATE MEDICAL UNIVERSITY		45	4	8%	49
SOMERBY LAKE NONA		48	1	2%	49
VETERANS AFFAIRS MEDICAL CENTER - GULF COAST		27	22	45%	49
TGH URGENT CARE - SEMINOLE			49	100%	49
PEDIATRICS BY THE SEA		48			48
ADVENT HEALTH - PALM COAST			48	100%	48
BIOIQ			48	100%	48
PHYSICIANS PRIMARY CARE OF SOUTHWEST FLORIDA		39	9	19%	48
CANOPY ON BERRYHILL, THE		41	7	15%	48
ALZHEIMERS CARE CENTER OF VIERA LTD		31	17	35%	48

COVID-19: testing by laboratory

Data through Dec 8, 2020 verified as of Dec 9, 2020 at 10:25 AM

Data in this report are provisional and subject to change.

The numbers in the table below represent the number of Florida and non-Florida residents for whom test results were received by the Department of Health. A person can be tested by more than one laboratory and can have both positive and negative results. **Therefore, the sum of the numbers in each column will be larger than the total number of people tested.**

Reporting lab	Inconclusive	Negative	Positive	Percent positive	Total
IQBAL A FARUQUI MD☐		40	8	17%	48
BAY CENTER HURRICANE SHELTER		48			48
Solaris Senior Living North Naples ALF		43	5	10%	48
SONATA BOCA RATON		47	1	2%	48
MINUTECLINIC LLC #1821		42	6	13%	48
GENEDX		36	12	25%	48
NAPLES PEDIATRICS INC☐		43	5	10%	48
FAMILY CARE PARTNERS OF NORTHEAST FLORIDA LLC		18	30	63%	48
AFC PHYSICIANS OF FLORIDA		37	11	23%	48
URGENT CARE TCMA			48	100%	48
TRINITY AL SENIOR HOUSING LLC☐		44	3	6%	47
ADVENT HEALTH CENTRA CARE - EAST ORLANDO		21	26	55%	47
CHAUTAUQUA REHABILITATION AND NURSING CENTER		46	1	2%	47
BELVEDERE COMMONS OF FORT WALTON BEACH		45	2	4%	47
TWIN CREEKS ASSISTED LIVING & MEMORY CARE		46	1	2%	47
ALLIANCE PEDIATRICS		24	23	49%	47
MINUTECLINIC LLC #7173		47			47
SOFT CELL LABORATORIES		44	3	6%	47
HENDRY REGIONAL MEDICAL CENTER CLINICAL LABORATORY		42	5	11%	47
NO FLORIDA PEDIATRICS, PA - BRADFORD		38	9	19%	47
ALLEGRO		47			47
SNH BRFL TENANT LLC		47			47
INTERLAB		1	46	98%	47
BAPTIST PRIMARY CARE, INC		43	3	7%	46
ADVENTHEALTH MEDICAL GROUP FAMILY MEDICINE AT		39	7	15%	46
ST FRANCIS HOSPITAL		40	6	13%	46
HARTFORD HEALTH SERVICES LLC		46			46
PREMIER PLACE HEALTHCARE AT THE GLENVIEW		46			46
HUNTINGTON HOSPITAL LABORATORY		45	1	2%	46
H LEE MOFFITT CANCER CENTER MICRO		46			46
Nspire Health Care Kendall		45	1	2%	46
EAST MANATEE FAMILY	1	1	44	96%	46
FAMILY CARE PARTNERS OF NE FLORIDA LLC		20	26	57%	46
Sunnyside Nursing Home		44	2	4%	46
LENOX HILL HOSPITAL		42	4	9%	46
MINUTECLINIC, LLC (CLINIC 10699)		38	8	17%	46
FLAGLER COLLEGE HEALTH SERVICES		29	17	37%	46
ESTERO ISLAND MEDICAL CENTER		35	11	24%	46
DIAGNOSTIC & CLINICAL CARE SERVICES INC DBA		40	5	11%	45
INDIGO MANOR☐		16	29	64%	45
NORTH SHORE UNIVERSITY HOSPITAL LABORATORY		42	3	7%	45
The Grove Health and Rehabilitation		32	13	29%	45
HEALTH PARK CARE CENTER		45			45
SANDY RIDGE CENTER FOR REHABILITATION AND HEALING		42	3	7%	45
S-H THIRTY-FIVE OPCO- PORT ST LUCIE, LLC	1	44			45
SOUTHPORT SQUARE HARBOUR HEALTH		45			45
CHILDREN'S HOSPITAL OF ALABAMA		44	1	2%	45

COVID-19: testing by laboratory

Data through Dec 8, 2020 verified as of Dec 9, 2020 at 10:25 AM

Data in this report are provisional and subject to change.

The numbers in the table below represent the number of Florida and non-Florida residents for whom test results were received by the Department of Health. A person can be tested by more than one laboratory and can have both positive and negative results. **Therefore, the sum of the numbers in each column will be larger than the total number of people tested.**

Reporting lab	Inconclusive	Negative	Positive	Percent positive	Total
UNIVERSITY OF CENTRAL FLORIDA HEALTH SERVICES		45			45
ALTRU DIAGNOSTICS INC		40	5	11%	45
DAYSPRING SENIOR LIVING LLC		45			45
WRIGHTS HEALTH CARE AND REHABILITATION CENTER		45			45
WORKPLACE SCREENING INTELLIGENCE			44	100%	44
LITTLE PINE PEDIATRICS PLLC		42	2	5%	44
PHYSICIANS REGIONAL MEDICAL CENTER - PINE RIDGE		18	26	59%	44
REDI MED LLC			44	100%	44
ALEXANDER NININGER STATE VETERANS		44			44
CITRUS MEMORIAL HOSPITAL			44	100%	44
FHMG LAKE MARY PEDS		39	5	11%	44
ALLIANCE OF PHYSICIANS AGAINST COVID-19			44	100%	44
BROAD INSTITUTE CLINICAL SEQUENCING RESEARCH PLATFORM	1	39	4	9%	44
MOOSEHAVEN LIFE CARE CENTER		44			44
ADVENT HEALTH CENTRA CARE - SAND LAKE		17	27	61%	44
KENDALL REGIONAL MEDICAL CENTER LAB	3		41	93%	44
VISITING PHYSICIANS ASSOCIATION		40	4	9%	44
ASSOCIATESMD MEDICAL GROUP INC		32	12	27%	44
PEDIATRICS OF CENTRAL FLORIDA – SAINT CLOUD	2	40	2	5%	44
ALTERNATIVE LIVING, INC DBA TWIN CITIES PAVILION		44			44
PALMS EDGE		42	2	5%	44
PROJECT HEALTH INC		34	9	21%	43
ADVENT HEALTH - LAKE MARY		35	8	19%	43
BAPTIST PRIMARY CARE INC		34	9	21%	43
MEDICAL CENTER OF DELTONA, INC		32	11	26%	43
MINUTECLINIC LLC #476		37	6	14%	43
ISLAND URGENT CARE PLLC DBA AFC URGENT CARE		42	1	2%	43
HEALTH FIRST - CAPE CANAVERAL HOSPITAL		1	42	98%	43
ORLANDO HEALTH CENTER FOR REHABILITATION		43			43
MICRO PATH LABORATORIES INC		41	2	5%	43
BRANCH MEDICAL CLINIC			43	100%	43
J FRANK AVEY MD		32	10	24%	42
CRAIG BERGER MD PL D/B/A BAY AREA EYE INSTITUTE		42			42
TROY REGIONAL MEDICAL CENTER		34	8	19%	42
Crystal Health & Rehab Center		42			42
HARBORCHASE OF VERO BEACH		39	3	7%	42
Atlantic Shore Nursing and Rehab		42			42
SENIOR LIVING VII TAMPA LLC	1	35	6	14%	42
QUOTIENT SCIENCES			42	100%	42
FAMILY EXTENDED CARE OF CENTRAL TAMPA		42			42
ARCPPOINTS LABS		37	5	12%	42
PROMPT CARE OF CENTRAL FLORIDA			42	100%	42
CORAL GABLES NURSING & REHABILITATION CENTER		35	7	17%	42
MINUTECLINIC LLC #3671		36	6	14%	42
FARAH MEDICAL		42			42
FLORIDA HOSPITAL NEW SMYRNA		4	37	90%	41
BAY EDUCATORS WELLNESS CENTER		25	16	39%	41

COVID-19: testing by laboratory

Data through Dec 8, 2020 verified as of Dec 9, 2020 at 10:25 AM

Data in this report are provisional and subject to change.

The numbers in the table below represent the number of Florida and non-Florida residents for whom test results were received by the Department of Health. A person can be tested by more than one laboratory and can have both positive and negative results. **Therefore, the sum of the numbers in each column will be larger than the total number of people tested.**

Reporting lab	Inconclusive	Negative	Positive	Percent positive	Total
ORLANDO HEALTH AND REHAB CENTER		6	35	85%	41
PEDIATRICS OF CENTRAL FLORIDA KISSI		33	8	20%	41
ADVENT HEALTH CENTRA CARE - HUNTERS CREEK		7	34	83%	41
RITECARE MED CTR H			41	100%	41
ADVENT HEALTH - MOUNT DORA		6	35	85%	41
BAPTIST MEDICAL CENTER SOUTH		30	11	27%	41
LEESBURG PEDIATRICS		38	3	7%	41
SOUTHEAST ALABAMA MEDICAL CENTER			40	100%	40
CENTURY CENTER FOR REHABILITATION & HEALING		29	11	28%	40
WELL HEALTH WORKS		39	1	3%	40
LECONTE MEDICAL CENTER LAB		31	9	23%	40
BioReference Laboratories, Inc		6	34	85%	40
AMERICAN HOUSE-BONITA SPRINGS□		40			40
PRIDE DIAGNOSTICS		24	16	40%	40
RDX BIOSCIENCE			39	100%	39
Q ANSWER LAB	1	11	27	69%	39
FAMILY EXTENDED CARE OF WINTER HAVEN		38	1	3%	39
POPLAR HEALTHCARE PLLC	1	11	27	69%	39
STUART URGENT CARE			39	100%	39
SUNNY HILLS ALF OF SEBRING INC		36	3	8%	39
SUMMER VISTA ASSISTED LIVING		36	3	8%	39
VIPEDIATRICS PLLC		36	3	8%	39
NEXT MOLECULAR ANALYTICS		9	30	77%	39
CLINICAL RESEARCH SEQUENCING PLATFORM		8	31	79%	39
PEDIATRIC CARE CENTER- JACKSONVILLE BEACH		11	28	72%	39
INN AT THE FOUNTAINS, THE		34	5	13%	39
WINTER GARDEN REHAB AND NURSING CENTER		39			39
ROCKLEDGE REGIONAL MEDICAL CENTER		30	8	21%	38
NEW YORK PRESBYTERIAN - QUEENS DIAGNOSTIC		37	1	3%	38
RAINBOW PEDIATRICS PC LLC / BREAKFAST POINT		38			38
Cross Landings Health and Rehabilitation		38			38
UNIVERSITY OF ALABAMA		35	3	8%	38
FLORIDA MEDICAL CLINIC PA		35	3	8%	38
REGENTS PARK OF BOCA RATON□		36	2	5%	38
BRONX LEBANON HOSPITAL-MEDICAL CENTER		36	2	5%	38
PARAMOUNT URGENT CARE INC		13	25	66%	38
FIRST CHOICE URGENT CARE		10	28	74%	38
MED COMP SCIENCES			38	100%	38
BAY COUNTY JAIL ANNEX		33	5	13%	38
FLORIDA HEALTH CARE		5	33	87%	38
CABANA AT JENSEN DUNES, THE		38			38
TGH URGENT CARE – TYRONE		1	37	97%	38
HOMEWOOD RESIDENCE AT FREEDOM PLAZA		37	1	3%	38
CAPITAL REGIONAL MEDICAL CENTER		2	36	95%	38
PRECISION HEALTH SOLUTIONS LAB		9	28	76%	37
A COUNTRY PLACE ASSISTED LIVING FACILITY		37			37
ADVENT HEALTH - ALTAMONTE SPRINGS		32	5	14%	37

COVID-19: testing by laboratory

Data through Dec 8, 2020 verified as of Dec 9, 2020 at 10:25 AM

Data in this report are provisional and subject to change.

The numbers in the table below represent the number of Florida and non-Florida residents for whom test results were received by the Department of Health. A person can be tested by more than one laboratory and can have both positive and negative results. **Therefore, the sum of the numbers in each column will be larger than the total number of people tested.**

Reporting lab	Inconclusive	Negative	Positive	Percent positive	Total
PATHOGENIUS LABORATORIES		30	7	19%	37
FHMG_CTR FOR SENIOR HEALTH		32	5	14%	37
SUMMIT AT VENICE	2	35			37
PALM BAY URGENT CARE		11	26	70%	37
ONE MILO		37			37
CLARE BRIDGE OF SARASOTA		36	1	3%	37
BIG BOCA SMILES LLC		36	1	3%	37
PONCE THERAPY CARE CENTER		34	3	8%	37
BOULEVARD REHABILITATION CENTER		24	13	35%	37
STEINHATCHEE FAMILY MEDICAL CENTER		33	4	11%	37
PALM RIVER COMMUNITY HEALTH CENTER		31	5	14%	36
DB MD		32	4	11%	36
BOND CLINIC PA		7	29	81%	36
ELMCROFT OF BELLA VITA		33	3	8%	36
BVL/LITTLE ANGEL PEDIATRICS		36			36
ROCHESTER GENERAL HOSPITAL LABORATORY		35	1	3%	36
EXPERTUS LABORATORIES INC		13	22	63%	35
CENTRA CARE – APOPKA			35	100%	35
ADVENT HEALTH - FISH MEMORIAL		2	33	94%	35
HUNT CLUB PEDIATRIC ASSOCIATES PA		28	7	20%	35
PALMETTO FAMILY HEALTHCARE		8	27	77%	35
BAYSHORE PATHOLOGY		34	1	3%	35
Guardian Care Nursing and Rehabilitation Center		35			35
LAKELAND REGIONAL HEALTH LAKE MIRIAM		3	32	91%	35
PREDICTIVE LABORATORIES, INC		33	2	6%	35
P23 LABS		35			35
IRL		4	31	89%	35
LOURDES HOSPITAL INC		33	2	6%	35
SARATOGA HOSPITAL LABORATORY		33	2	6%	35
BENTON HOUSE OF ST. JOHNS		34			34
PONTE VEDRA GARDENS		33	1	3%	34
DOH-WEST PALM BEACH BRANCH LABORATORY		2	32	94%	34
CHARLES CROFT MD	1	33			34
ALTAMONTE PEDIATRIC ASSOCIATES		30	4	12%	34
WESTWOOD HEALTHCARE SNF		34			34
REDI-MED WALK-IN FAMILY CARE			34	100%	34
PINNACLES PEDS CARE PA		33			33
QHC UPSTATE MEDICAL PC		28	5	15%	33
AHSE ROP		32	1	3%	33
FAMILY EXTENDED CARE OF SEBRING INC		31	2	6%	33
ACCURATE DIAGNOSTIC LAB		32	1	3%	33
AYERS NURSING AND REHABILITATION CENTER		33			33
BOND CLINIC		3	30	91%	33
SANFORD MOBILE LAB PGA TOUR		32	1	3%	33
ADVENT HEALTH - LAKE WALES		25	8	24%	33
PALMS FACILITY INC		33			33
CENTRA CARE – LAKE NONA		3	30	91%	33

COVID-19: testing by laboratory

Data through Dec 8, 2020 verified as of Dec 9, 2020 at 10:25 AM

Data in this report are provisional and subject to change.

The numbers in the table below represent the number of Florida and non-Florida residents for whom test results were received by the Department of Health. A person can be tested by more than one laboratory and can have both positive and negative results. **Therefore, the sum of the numbers in each column will be larger than the total number of people tested.**

Reporting lab	Inconclusive	Negative	Positive	Percent positive	Total
KAPG ST AUGUSTINE SENIOR HOUSING OPCO LLC		33			33
CHERRY OAK PALM BEACH COUNTY		33			33
CATHOLIC HEALTH SERVICES REGIONAL LAB		29	4	12%	33
Kensington Gardens		33			33
FOUNTAIN INN NURSING & REHABILITATION CTR, INC		31	2	6%	33
PATRICK AIR FORCE BASE		3	30	91%	33
Darcy Hall Of Life Care		33			33
MID FLORIDA PATHOLOGY LLC MOBILE UNIT #4		18	15	45%	33
PEDIATRICS IN BREVARD PA- ROCKLEDGE		27	6	18%	33
COOPER FAMILY MEDICAL, PLLC		27	5	16%	32
BIOFIRE		7	25	78%	32
CEDAR CREEK AT KINGS BAY INC		32			32
HOLMES REG MED CENTER CLINICAL LAB		23	9	28%	32
SOUTH CAMPUS FACILITY INC		30	2	6%	32
HOLISTIX TREATMENT CENTERS		29	3	9%	32
JUPITER MEDICAL CENTER URGENT CARE			32	100%	32
MISSION OAKS ASSISTED LIVING□		31	1	3%	32
ST AUGUSTINE PEDIATRIC ASSOC		30	2	6%	32
SANDY PINES		30	2	6%	32
ADVENTIST HEALTH SYSTEM FLORIDA		25	7	22%	32
AMERICAN HOUSE COCONUT POINT		30	2	6%	32
CHIPOLA MEDICAL ASSOCIATES, LLC		20	12	38%	32
Peninsula Care and Rehab		30	2	6%	32
RIVER TOWN DIAGNOSTIC LLC		13	19	59%	32
ST. MARYS MEDICAL CENTER		1	31	97%	32
GRACE PEDIATRICS		23	9	28%	32
RASHDA ALBIBI M.D. P.A.		30	2	6%	32
HOLZER HEALTH CENTER			32	100%	32
WESTMINSTER ST AUGUSTINE		32			32
DOH		17	14	45%	31
PRMG - EAST NAPLES		23	8	26%	31
BROWARD HEALTH MEDICAL CENTER CLINICAL LAB			31	100%	31
CENTRAL FLORIDA HEALTHCARE GROUP LLC		28	3	10%	31
COLLIER HMA PHYSICIAN MANAGEMENT LLC		26	5	16%	31
DISCOVERY COMMONS AT BRADENTON		31			31
Life Care Center of Sarasota		23	8	26%	31
IPSUM DIAGNOSTICS		3	28	90%	31
PHYSICIAN ASSOCIATES LLC		26	5	16%	31
FLORIDA HOSPITAL		21	10	32%	31
GRAND OAKS OF JENSEN BEACH LLC□		31			31
MOLECULAR DIAGNOSTICS		1	30	97%	31
VILLAGE PEDIATRICS LLC		25	6	19%	31
SPRINGS AT BOCA CIEGA BAY,THE		31			31
MACADAMS HOME HEALTH AGENCY		31			31
BAYFRONT MEDICAL		23	8	26%	31
ARBOR OAKS AT TYRONE	1	30			31
HERITAGE WATERSIDE		27	3	10%	30

COVID-19: testing by laboratory

Data through Dec 8, 2020 verified as of Dec 9, 2020 at 10:25 AM

Data in this report are provisional and subject to change.

The numbers in the table below represent the number of Florida and non-Florida residents for whom test results were received by the Department of Health. A person can be tested by more than one laboratory and can have both positive and negative results. **Therefore, the sum of the numbers in each column will be larger than the total number of people tested.**

Reporting lab	Inconclusive	Negative	Positive	Percent positive	Total
US MEDICAL CARE, INC		27	3	10%	30
REGENCY PARK ASSISTED LIVING FACILITY		29	1	3%	30
SH HERON EAST LLC		30			30
PHOSPHORUS DIAGNOSTICS		27	3	10%	30
FINNISH AMERICAN REST HOME-ALF		28	2	7%	30
KINDRED HOSPITAL THE PALM BEACHES		28	2	7%	30
LabCorp L#09258130 M#09258125		12	18	60%	30
AMEERAH LABS			30	100%	30
PECONIC BAY MEDICAL CENTER LABORATORY		24	6	20%	30
FAWCETT MEMORIAL HOSPITAL LABORATORY			30	100%	30
ECOLAB GROUP		6	24	80%	30
KINDRED HOSPITAL	1	27	1	3%	29
NEOGENOMICS LABORATORIES INC		29			29
P4CLINICAL	3	2	24	83%	29
HEARTLAND PEDIATRICS OF LAKE PLACID PA		23	6	21%	29
NEMOURS CHILDREN'S CLINIC		22	7	24%	29
ESCAMBIA COUNTY JAIL		16	13	45%	29
LEE COUNTY SCHOOL DISTRICT		29			29
WUESTHOFF MEMORIAL HOSPITAL			29	100%	29
PRIME HEALTH OF NORTH PORT LLC		26	3	10%	29
MINUTECLINIC DIAGNOSTIC OF RHODE ISLAND, LLC #1544		28	1	3%	29
BELVEDERE COMMONS OF SUN CITY CENTER		29			29
UNIV OF ROCHESTER-STRONG MEMORIAL HOSP		28	1	3%	29
CARENOW LAKE MARY			29	100%	29
life Care Center of Melbourne		15	14	48%	29
WESTWOOD NURSING AND REHABILITATION		28	1	3%	29
COMPREHENSIVE CHILDCARE		23	6	21%	29
VETERANS HOME			29	100%	29
PERSONAL PEDIATRICS		26	3	10%	29
MIRACLE HILL NURSING & REHABILITATION CENTER INC		27	2	7%	29
PEDIATRIC SPECIALISTS MEDICAL GROUP	1	27	1	3%	29
PALM BAY PEDIATRICS		18	11	38%	29
SONNIS PEDIATRICS PA		29			29
SOMERBY OF SANTA ROSA BEACH		26	2	7%	28
STEWART SEBASTIAN RIVER MEDICAL CENTER		23	5	18%	28
SEMINOLE SPORTS AND FAMILY MEDICINE		27	1	4%	28
PALM GARDEN OF JACKSONVILLE		27	1	4%	28
ACTIVE SENIOR LIVING		26	2	7%	28
ADVANCED MEDICAL GROUP		1	27	96%	28
MARQUIS LABS, LLC		28			28
GUEST HOUSE OCALA, THE		28			28
ELLENTON PEDIATRICS PA		25	3	11%	28
ZON BEACHSIDE LLC		23	5	18%	28
FLORIDA HEALTH CARE DELAND			28	100%	28
BOND CLINIC, PA		17	11	39%	28
LATE HOURS URGENT CARE		15	13	46%	28
BALMORAL TENANT SERVICES INC		28			28

COVID-19: testing by laboratory

Data through Dec 8, 2020 verified as of Dec 9, 2020 at 10:25 AM

Data in this report are provisional and subject to change.

The numbers in the table below represent the number of Florida and non-Florida residents for whom test results were received by the Department of Health. A person can be tested by more than one laboratory and can have both positive and negative results. **Therefore, the sum of the numbers in each column will be larger than the total number of people tested.**

Reporting lab	Inconclusive	Negative	Positive	Percent positive	Total
NORTHWELL HEALTH PLAINVIEW HOSPITAL LABORATORY		23	5	18%	28
MEDICAL CONSULTANTS OF FLORIDA LLC		27	1	4%	28
TRADITIONAL HOME HEALTH OF PALM BEACH INC		28			28
LONGLEAF DIAGNOSTIC LABORATORIES		3	25	89%	28
GRAND ST PAUL CVS		28			28
HR SARASOTA OPERATOR LLC		19	9	32%	28
DOCTORS MEMORIAL FAMILY PRACTICE	2	21	5	18%	28
TRADITIONAL HOME CARE INC		28			28
NCH DOWNTOWN NAPLES HOSPITAL		1	27	96%	28
MAINSTREET FAMILY URGENT CARE		1	26	96%	27
OAKTREE HEALTHCARE			27	100%	27
METRO KNOXVILLE HMA		22	5	19%	27
LAKE HOUSE ASSISTED LIVING		23	4	15%	27
VIERA DEL MAR HEALTH AND REHABILITATION CENTER		27			27
URGENT CARE & WELLNESS CENTER		3	24	89%	27
MEDEX MEDICAL EXPRESS OF PALATKA LLC			27	100%	27
UCLA HEALTHCARE CLINICAL LABS		23	4	15%	27
NORTH FLORIDA INTERNAL MEDICINE PA		23	4	15%	27
WEST ISLIP URGENT CARE		27			27
CARITHERS PEDIATRIC GROUP		18	9	33%	27
JACKSONVILLE UNIVERSITY		25	2	7%	27
JACKSON HEALTH SYSTEM		1	26	96%	27
OSPREY VILLAGE AT AMELIA ISLAND LTD		24	3	11%	27
CDC		17	10	37%	27
TGH URGENT CARE POWERED BY FAST TRACK			27	100%	27
HOLISTIC PEDIATRICS GROUP LLC		25	2	7%	27
ADVENTHEALTH EXPRESSCARE		23	4	15%	27
SUNCOAST LABS			27	100%	27
ARIZONA DEPARTMENT OF HEALTH SERVICES			27	100%	27
EXPRESS CARE OF BELLEVIEW		27			27
PENSACOLA PEDIATRICS, PA		23	3	12%	26
MEDIPATH LLC			26	100%	26
MEDLOGIC LABORATORIES		3	23	88%	26
CARDIOLOGY AND MEDICINE ASSOCIATES		22	4	15%	26
EC OPCO CARROLLWOOD LLC		20	6	23%	26
FAST TRACK URGENT CARE CENTER - SEMINOLE			26	100%	26
THE MINIER URGENT CARE		20	6	23%	26
IMA MEDICAL GROUP POINCIANA		12	14	54%	26
BOND CLINIC, PA		9	17	65%	26
MARTIN ACQUISITION 1 LLC DBA		26			26
SANTA BARBARA CARE CENTER		16	10	38%	26
MONCRIEF ARMY HEALTH CLINIC			26	100%	26
NEW SMYRNA BEACH URGENT CARE			26	100%	26
LOOP PEDIATRICS		22	4	15%	26
CLINICA HISPANA			26	100%	26
PORT ST LUCIE HOSPITAL		23	3	12%	26
PENNSYLVANIA DEPT OF HEALTH		19	7	27%	26

COVID-19: testing by laboratory

Data through Dec 8, 2020 verified as of Dec 9, 2020 at 10:25 AM

Data in this report are provisional and subject to change.

The numbers in the table below represent the number of Florida and non-Florida residents for whom test results were received by the Department of Health. A person can be tested by more than one laboratory and can have both positive and negative results. **Therefore, the sum of the numbers in each column will be larger than the total number of people tested.**

Reporting lab	Inconclusive	Negative	Positive	Percent positive	Total
NIGHT LITE PEDIATRICS URGENT CARE CENTER			26	100%	26
OPPENHEIMER PLASTIC SURGERY LLC		24	2	8%	26
HEALTH FIRST - VIERA HOSPITAL		1	25	96%	26
REDI-MED WALK IN FAMILY CLINIC			25	100%	25
BIOREFERENCE LABORATORIES		2	23	92%	25
PALM BAY HOSPITAL CLINICAL LABORATORY		12	13	52%	25
FAMILY CARE PARTNERS		15	10	40%	25
CARENOW URGENT CARE - LAKE MARY			25	100%	25
JAMES A HALEY VETERANS HOSPITAL			25	100%	25
CORAL GABLES HOSPITAL			25	100%	25
PENSACOLA DEVELOPMENTAL CENTER		9	16	64%	25
ADVENT HEALTH CENTRA CARE - LAKE BUTLER BOULEVARD			25	100%	25
MED ONE AT SAINT AUGUSTINE		20	5	20%	25
WOMENS CARE FLORIDA LABORATORY		25			25
SAMANTHA WILSON CARE CENTER		25			25
SUNTREE INTERNAL MEDICINE		25			25
CONNECTICUT DEPARTMENT OF HEALTH		22	3	12%	25
UNIPATH		18	7	28%	25
MANOR CARE OF PALM HARBOR		25			25
Palms at Ponte Vedra Assisted Livning and Memory Care		24	1	4%	25
DOS OF NORTH SHORES NURSING & REHAB CENTER		25			25
ST. CLOUD HOSPITAL		20	5	20%	25
PALM BEACH PEDIATRICS PA	1	22	2	8%	25
SANITAS		4	21	84%	25
TAVARES PEDIATRICS		23	2	8%	25
Quail Run Health Care Center		25			25
PINELLAS COUNTY JAIL			25	100%	25
COURTYARDS OF ORLANDO		24			24
University Hills health and Rehabilitation		15	9	38%	24
ADVENT HEALTH EXPRESS CARE		3	21	88%	24
WESTMINSTER WOODS ON JULINGTON CREEK		22	2	8%	24
MEDCOMP SCIENCES			24	100%	24
WILLOWBROOKE COURT AT ST ANDREWS ESTATES		20	4	17%	24
RESTORE HEALTH URGENT CARE		3	21	88%	24
LABORATORY DYNAMICS		20	4	17%	24
CENTRA CARE – SAND LAKE		1	23	96%	24
MINUTE CLINIC INCORPORATE		19	5	21%	24
CLERMONT HEALTH AND REHABILITATION CENTER		24			24
EC OPCO PENSACOLA, LLC		24			24
NIGHT LITE PEDIATRICS CENTER LLC		8	16	67%	24
CDR MAGUIRE - MIAMI BEACH CC MISSION 17388		2	22	92%	24
THE CHAPPEL GROUP RESEARCH		24			24
EDEN AT CRESTVIEW		12	12	50%	24
HEALTH CENTRAL PARK		24			24
EVERLYWELL		14	10	42%	24
AMERICAN FAMILY MEDICAL LLC		15	9	38%	24
WAVE CREST HEALTH AND REHABILITATION CENTER		24			24

COVID-19: testing by laboratory

Data through Dec 8, 2020 verified as of Dec 9, 2020 at 10:25 AM

Data in this report are provisional and subject to change.

The numbers in the table below represent the number of Florida and non-Florida residents for whom test results were received by the Department of Health. A person can be tested by more than one laboratory and can have both positive and negative results. **Therefore, the sum of the numbers in each column will be larger than the total number of people tested.**

Reporting lab	Inconclusive	Negative	Positive	Percent positive	Total
MEDRITE URGENT CARE		16	8	33%	24
HERITAGE OAKS ASSISTED LIVING & MEMORY CARE		20	4	17%	24
WELLNOW URGENT CARE		23	1	4%	24
DAVID POSNACK JEWISH DAY SCHOOL		24			24
LAKE PARK OF MADISON		22	2	8%	24
AVENTIS BIO-SERVICES CTL		24			24
COOPER FAMILY MEDICAL PLLC		18	6	25%	24
MADWAR		19	5	21%	24
TRUGENX		1	23	96%	24
CERTUS MTD OPCP LLC		24			24
STATEN ISLAND UNIVERSITY HOSPITAL-POUCH		24			24
KR at Hillsborough Lakes/Lutz Healthcare		23			23
SOUTHERN LABORATORY		6	17	74%	23
BUECHELE DENTAL PA DBA CLERMONT FAMILY DENTISTRY		20	3	13%	23
PALM HARBOR FAMILY PRACTICE & WALK-IN		13	10	43%	23
HCSO OCCUPATIONAL HEALTH AND WELLNESS CENTER		15	8	35%	23
ISLAND COAST PEDIATRICS PA		22	1	4%	23
SENIOR HEALTH OF WINTER PARK DUNDEE		23			23
MINUTE CLINIC LLC #2216		22	1	4%	23
VILLAGE ON THE ISLE☐		21	2	9%	23
WEST VOLUSIA FAMILY AND SPORTS MEDICINE		23			23
EGL GENETIC DIAGNOSTICS		1	22	96%	23
UF HEALTH NORTH JACKSONVILLE			23	100%	23
THE TERRACE OF JACKSONVILLE		3	20	87%	23
UNIVERSITY HILLS HEALTH AND REHABILITATION CENTER		18	5	22%	23
PARK WEST MEDICAL CENTER		22	1	4%	23
NORTH FLORIDA PEDIATRICS		22	1	4%	23
UNION MEDICAL CARE		23			23
FHMG- FLORIDA HOSPITAL MEDICAL GROUP		16	7	30%	23
BOND CLINIC PA PEDIATRICS DEPT		21	2	9%	23
LITTLE NECK URGENT CARE		22	1	4%	23
BROOKDALE UNIVERSITY HOSPITAL		21	1	5%	22
LONG ISLAND JEWISH MED CTR		21	1	5%	22
SOLARIS SENIOR LIVING VERO BEACH		21	1	5%	22
SUNQUEST		3	19	86%	22
QUICK CARE MED LLC		20	2	9%	22
SEVEN HILLS HEALTH AND REHABILITATION CENTER		22			22
BAPTIST HEALTH SOUTH FLORIDA - WEST BOCA URGENT CARE			22	100%	22
MANOR CARE OF BOYNTON BEACH LLC		22			22
CDR MAGUIRE INC	1	2	19	86%	22
PENSACOLA PEDIATRICS - PACE		16	6	27%	22
WUESTHOFF MEDICAL CENTER-MELBOURNE			22	100%	22
HENNEPIN COUNTY MEDICAL CENTER (HCMC)		12	10	45%	22
FHMG-FLORIDA HOSPITAL MEDICAL GROUP		19	3	14%	22
KEY PRIMARY CARE			22	100%	22
TITUSVILLE FAMILY PRACTICE		8	14	64%	22
FIRST CHOICE PEDIATRICS LOOP		20	2	9%	22

COVID-19: testing by laboratory

Data through Dec 8, 2020 verified as of Dec 9, 2020 at 10:25 AM

Data in this report are provisional and subject to change.

The numbers in the table below represent the number of Florida and non-Florida residents for whom test results were received by the Department of Health. A person can be tested by more than one laboratory and can have both positive and negative results. **Therefore, the sum of the numbers in each column will be larger than the total number of people tested.**

Reporting lab	Inconclusive	Negative	Positive	Percent positive	Total
NORTH FLORIDA SPINE AND WELLNESS		22			22
HARBORCHASE OF NAPLES		22			22
MOBILE DIVISION LABORATORY		7	15	68%	22
MADISON COUNTY MEMORIAL HOSP		12	10	45%	22
HOLLEY NAVARRE MEDICAL CLINIC		8	14	64%	22
FLORIDA PEDIATRICS		6	16	73%	22
PULMONARY SPECIALISTS OF THE PALM BEACHES		15	7	32%	22
DIACARTA INC.		22			22
STATE LAB		2	19	90%	21
WARDE MEDICAL LABORATORY		15	6	29%	21
Manatee Springs Rehabilitation and Nursing Center		21			21
MEDICATION ROOMS-CSU/CI NURSE STATION	1	18	2	10%	21
MINUTECLINIC DIAGNOSTIC OF RHODE ISLAND, LLC #212		21			21
CENTRA CARE - DR. PHILLIPS		1	20	95%	21
PANAMA PHARMACY	1	18	2	10%	21
PORT CHARLOTTE REHABILITATION CENTER		18	3	14%	21
IMA MEDICAL GROUP		14	7	33%	21
CRANE CENTER		14	7	33%	21
JERICOHO URGENT CARE		20	1	5%	21
GASTROENTEROLOGY ASSOCIATES OF PENSACOLA PA		20	1	5%	21
AZALEA TRACE PHYSICIAN SERVICES		21			21
AU HEALTH		17	4	19%	21
CLINICAL PATHOLOGY LABORATORIES SOUTHEAST			21	100%	21
Heritage Park Rehabilitation & Healthcare		21			21
ST JUDE CHILDRENS RESEARCH HOSPITAL		21			21
BROOKDALE PALMER RANCH	1	18	2	10%	21
PATHGROUP			21	100%	21
ISLAND DOCTORS			21	100%	21
AFTER HOURS PEDIATRICS INC			21	100%	21
KINDRED AT HOME		17	4	19%	21
ADVENT HEALTH CENTRA CARE - APOPKA NORTH		10	11	52%	21
ROSECASTLE AT DELANEY CREEK		21			21
WOOD LAKE HEALTH AND REHABILITATION CENTER		21			21
VASSAR BROTHERS MEDICAL CENTER LABORATORY		20	1	5%	21
NURSES HELPING HANDS INC ALF		21			21
LEVY COUNTY DEPARTMENT OF HEALTH		18	3	14%	21
BOCA BIOLISTIC REFERENCE LAB			21	100%	21
MONTEFIORE NEW ROCHELLE HOSPITAL		20	1	5%	21
LAKE MORTON PLAZA☐		21			21
TEN HEALTHCARE		6	15	71%	21
POARCH BANC CREEK INDIANS TRIBAL HEALTH DEPARTMENT			20	100%	20
TGH MEDICAL GROUP LABORATORY CARROLLWOOD			20	100%	20
BISHOP GRADY VILLAS		20			20
UPMC CHAUTAUQUA AT WCA LABORATORY		19	1	5%	20
LAKELAND NURSING AND REHABILITATION CENTER			20	100%	20
BROOKDALE JENSEN BEACH☐		20			20
WESTPAC LABS		1	19	95%	20

COVID-19: testing by laboratory

Data through Dec 8, 2020 verified as of Dec 9, 2020 at 10:25 AM

Data in this report are provisional and subject to change.

The numbers in the table below represent the number of Florida and non-Florida residents for whom test results were received by the Department of Health. A person can be tested by more than one laboratory and can have both positive and negative results. **Therefore, the sum of the numbers in each column will be larger than the total number of people tested.**

Reporting lab	Inconclusive	Negative	Positive	Percent positive	Total
POINT OF CARE CLINICS PRIMARY CARE		20			20
STEWART MEDICAL GROUP, INC		14	6	30%	20
ROCKLEDGE FAMILY HEALTH			20	100%	20
MILLENNIUM PHYSICIAN GROUP LLC		18	2	10%	20
UNION MEDICAL CARE PLLC		20			20
HEARTLAND HEALTHCARE AND REHAB CENTER			20	100%	20
CARENOW - DOWNTOWN NORTH GULCH		20			20
TAYLORVILLE FAMILY MEDICINE		15	5	25%	20
BAY PEDIATRICS PA		18	2	10%	20
INTERNATIONAL MEDICAL LABORATORY		20			20
ADVENT HEALTH PARTIN SETTLEMENT HEALTH PARK		14	6	30%	20
HENDRY REGIONAL CORPORATE HEALTH			20	100%	20
HEALTHY MINORS, LLC.		20			20
CL BRUMBACK PRIMARY CARE CLINIC LANTANA		2	18	90%	20
LABORATORY ALLIANCE OF CENTRAL NEW YORK		19	1	5%	20
MEDICAL EXPRESS CORP		18	2	10%	20
San Jose Health & Rehabilitation		20			20
BARRY UNIVERSITY STUDENT HEALTH SERVICES		10	10	50%	20
FLORIDA HOSPITAL LABS		10	9	47%	19
SEVEN RIVERS REGIONAL MEDICAL CENTER		5	14	74%	19
MAUREEN OROURKE-FUTEY			19	100%	19
REDITUS LABORATORIES			19	100%	19
UNIVERSITY HOSPITAL		16	3	16%	19
LAFAYETTE NURSING AND REHABILITATION CENTER		19			19
ESOTERIX GENETIC LABORATORIES		16	3	16%	19
STEWART ROCKLEDGE HOSPITAL			19	100%	19
ADVENT HEALTH - LAKE MARY PEDIATRICS		12	7	37%	19
APOLLOMDX LABS		3	16	84%	19
PORT SAINT JOHN FAMILY PRACTICE		15	4	21%	19
INTEGRATED REGIONAL LABORATORIES - LARGO			19	100%	19
CROSSWINDS HEALTH AND REHABILITATION CENTER		19			19
WOLFF CTR FOR CHILD & ADOLESCENT HEALTH PLLC,THE		17	2	11%	19
STONE WASH CLINICAL LABORATORIES		2	17	89%	19
Centre Pointe Health and Rehabilitation Center		19			19
ROYAL PALM SENIOR RESIDENCE		19			19
MINUTECLINIC, LLC #08366		15	4	21%	19
BAYVIEW MEDICAL		19			19
CENTRAL FLORIDA HEALTH CARE INC		2	17	89%	19
INTERCOASTAL MEDICAL GROUP			19	100%	19
MED HEALTH SERVICES		18	1	5%	19
ARDEN COURTS OF WINTER SPRINGS		18	1	5%	19
LAKE HOWELL FAMILY MEDICINE ASSOCIATES		13	6	32%	19
GOOD SAMARITAN HOSPITAL LABORATORY		16	3	16%	19
ISLAND URGENT CARE PLLC		19			19
BEACHES PEDIATRICS PA		18	1	5%	19
ROHR HOME		16	3	16%	19
TGH URGENT CARE - RIVERVIEW			19	100%	19

COVID-19: testing by laboratory

Data through Dec 8, 2020 verified as of Dec 9, 2020 at 10:25 AM

Data in this report are provisional and subject to change.

The numbers in the table below represent the number of Florida and non-Florida residents for whom test results were received by the Department of Health. A person can be tested by more than one laboratory and can have both positive and negative results. **Therefore, the sum of the numbers in each column will be larger than the total number of people tested.**

Reporting lab	Inconclusive	Negative	Positive	Percent positive	Total
CHAMBREL AT ISLAND LAKE		19			19
PRACTICE MANAGEMENT OF AMERICA, INC.		2	17	89%	19
PREMISE HEALTH MIA			19	100%	19
JAMAICA HOSPITAL MEDICAL CENTER		19			19
BETHUNE-COOKMAN UNIVERSITY		1	18	95%	19
AMERICAN ESOTERIC LABORATORIES		5	14	74%	19
Heartland Health Care Center North Sarasota		14	5	26%	19
LAB INTERMARKET FACILITY LAB		1	18	95%	19
FELICIDAD MEDICAL CENTER			18	100%	18
NOVANT HEALTH		14	4	22%	18
MEDIQUICK URGENT CARE CENTERS INC			18	100%	18
MINUTE CLINIC, LLC DBA MINUTECLINIC #4505		17	1	6%	18
HARTFORD HOSPITAL ANCILLARY LAB		17	1	6%	18
XPRESS WELLNESS URGENT CARE			18	100%	18
TPCA CLINICAL LABORATORIES		15	3	17%	18
AMERICAN HOUSE SENIOR LIVING		18			18
MARATHON HEALTH FOR LIFE		16	2	11%	18
NIGHT LITE PEDIATRIC CENTER		10	8	44%	18
WALK IN MEDICAL URGENT CARE		18			18
MOOSEHAVEN HEALTH CENTER		12	6	33%	18
BULLS HEAD URGENT CARE		18			18
ADVANCED MEDICAL OF NAPLES LLC			18	100%	18
DAVID LAWRENCE CENTER		15	3	17%	18
NORTH CAROLINA DEPARTMENT OF HEALTH & HUMAN SERVICES			18	100%	18
MADISON CORE LABORATORIES		17	1	6%	18
Wiregrass Rehabilitation Center and Nursing Home		18			18
CLERMONT ADVENTHEALTH CENTRA CARE			18	100%	18
MOORINGS PARK OAKSTONE AT GREY OAKS		17	1	6%	18
ST PETER'S BENDER LABORATORY		18			18
PLAINVIEW URGENT CARE		17	1	6%	18
DEVELOPMENTAL DISABILITIES DEFENDANT PROGRAM		18			18
GREEN GABLES ASSISTED LIVING FACILITY		18			18
FLORIDA MEDICAL CLINIC LLC		17	1	6%	18
MAKO MEDICAL		14	4	22%	18
TOTAL RENAL LABORATORIES INC		13	5	28%	18
JACKSON NORTH MEDICAL CENTER		2	16	89%	18
MAYO CLINIC JACKSONVILLE			18	100%	18
NAPLES CHILDREN'S URGENT CARE		15	2	12%	17
GRAND OAKS OF PALM CITY LLC		16	1	6%	17
WINTER PARK FAMILY PRACTICE LLC		17			17
GOOD HEARTS COVID TESTING			17	100%	17
Life Care Center at Inverrary		17			17
ASCENSION ST VINCENT'S PRIMARY CARE			17	100%	17
LONG TERM CARE OF GULF BREEZE LLC		17			17
CAREMED INTERNAL MEDICINE			17	100%	17
DCH REGIONAL MEDICAL CENTER LABORATORY		16	1	6%	17
STETSON UNIVERSITY STUDENT HEALTH CENTER		3	14	82%	17

COVID-19: testing by laboratory

Data through Dec 8, 2020 verified as of Dec 9, 2020 at 10:25 AM

Data in this report are provisional and subject to change.

The numbers in the table below represent the number of Florida and non-Florida residents for whom test results were received by the Department of Health. A person can be tested by more than one laboratory and can have both positive and negative results. **Therefore, the sum of the numbers in each column will be larger than the total number of people tested.**

Reporting lab	Inconclusive	Negative	Positive	Percent positive	Total
COAST MED URGENT CARE		16	1	6%	17
CARESPOT		1	16	94%	17
PEDIATRIC HEALTH CARE ALLIANCE		1	16	94%	17
Coastal Health and Rehabilitation Center		16	1	6%	17
THE COMMONWEALTH OF MASSACHUSETTS			17	100%	17
Mt Sinai Aventura			17	100%	17
WATERCREST ST LUCIE WEST		16	1	6%	17
SOUTHSIDE HOSPITAL NORTHWELL HEALTH LABORATORY		16	1	6%	17
ACCESS 365 URGENT CARE		7	10	59%	17
MY CLINICAL LAB INC		4	13	76%	17
FLORIDA COMMUNITY HEALTH CENTER OF ST. LUCIE		1	16	94%	17
SOLARIS SENIOR LIVING OF MERRITT ISLAND		17			17
RIVERSIDE RECOVERY OF TAMPA		17			17
PHYSICIANS STAT			17	100%	17
LAKE CITY VA MEDICAL CENTER			17	100%	17
WHITE WILSON MEDICAL CENTER PA - NAVARRE			17	100%	17
LINCOLN DIAGNOSTIC LAB		16	1	6%	17
UVMC MICROBIOLOGY		16	1	6%	17
RIVERHEAD URGENT CARE		17			17
VALENCIA HOUSE ALF		17			17
COLORADO DEPARTMENT OF HEALTH LABORATORY SERVICES DIVISION			17	100%	17
AFTER HOURS PEDIATRICS			17	100%	17
Cleveland Clinic Laboratories		4	13	76%	17
SUSANNA WESLEY HEALTH CENTER		16	1	6%	17
CONSOLIDATED LAB SERVICES		8	9	53%	17
HEALTH CENTRAL HOSPITAL			16	100%	16
WINDERMERE MEDICAL CENTER		13	3	19%	16
HARBORCHASE OF WELLINGTON CROSSING		15	1	6%	16
URGENT CARE WEST CLINIC		14	2	13%	16
INTERNAL MEDICINE ASSOCIATES & SPECIALTIES INC		15	1	6%	16
ST ELIZABETH MEDICAL CENTER LABORATORY		15	1	6%	16
LINCOLN MEDICAL AND MENTAL HEALTH CENTER		16			16
FAST TRACK URGENT CARE CENTER - TYRONE			16	100%	16
SRMC AVALON		9	7	44%	16
MILLENNIUM PHYSICIAN GRP LLC NAPLES PINE RIDGE			16	100%	16
ESTATES MEDICAL CENTER		12	4	25%	16
XERA MED RESEARCH			16	100%	16
GRAMERCY PARK URGENT CARE		16			16
BIO-TECH CLINICAL LABORATORIES		1	15	94%	16
FLAGLER HOSPITAL INC	2		14	88%	16
NORTH PINELLAS CHILDRENS MEDICAL CENTER			16	100%	16
SAMFORD UNIVERSITY HEALTH SERVICES		15	1	6%	16
MADISON COUNTY MEMORIAL HOSPITAL LABORATORY		12	4	25%	16
MIAMI VA HEALTHCARE SYSTEM			16	100%	16
VETERANS AFFAIRS MEDICAL CENTER - NEW YORK HARBOR		15	1	6%	16
URGENT CARE CLINIC OF LINCOLN		14	2	13%	16
ALL FLORIDA FAMILY & SPORTS MEDICINE		15	1	6%	16

COVID-19: testing by laboratory

Data through Dec 8, 2020 verified as of Dec 9, 2020 at 10:25 AM

Data in this report are provisional and subject to change.

The numbers in the table below represent the number of Florida and non-Florida residents for whom test results were received by the Department of Health. A person can be tested by more than one laboratory and can have both positive and negative results. **Therefore, the sum of the numbers in each column will be larger than the total number of people tested.**

Reporting lab	Inconclusive	Negative	Positive	Percent positive	Total
NORTH FLORIDA PEDIATRICS - JACKSONVILLE		14	2	13%	16
TUKA PEDIATRICS		1	15	94%	16
WASHINGTON REHAB AND NURSING		16			16
COLONY CLUB ALF,THE		15			15
RITECARE MEDICAL CENTER			15	100%	15
MORTON PLANT HOSPITAL NURSING			15	100%	15
ERIC C MARSHAL MD, PC DBA MINUTECLINIC		14	1	7%	15
DALE MEDICAL CENTER		10	5	33%	15
SPEARHEAD MEDICAL			15	100%	15
KEY WEST MEDICAL CENTER	1	14			15
ORLANDO HEALTH		2	13	87%	15
CARE CENTERS OF NASSAU		14	1	7%	15
ASURANCE SCIENTIFIC LABORATORIES		15			15
BOZEMAN HEALTH DEACONESS HOSPITAL		12	3	20%	15
MILTON 4707		15			15
HARMONY HEALTH OPCO, LLC		15			15
JA POC MANUAL SUBSECTION		15			15
ADVENT HEALTH CENTRA CARE - LAKE BUENA VISTA			15	100%	15
CALHOUN LIBERTY HOSPITAL			15	100%	15
MORTON PLANT			15	100%	15
FAMILY CARE CENTER OF ARLINGTON		10	5	33%	15
ANDALUSIA HEALTH		7	8	53%	15
HODGES CLUSTER		2	13	87%	15
JACOBI MEDICAL CENTER		15			15
OAK MANOR NURSING HOME		14	1	7%	15
ADVENT HEALTH - ZEPHYRHILLS			15	100%	15
RJ LEE GROUP	1	14			15
COLONY CARE CENTER		8	7	47%	15
TELEVISIT MALABAR PEDIATRICS		5	10	67%	15
FLAGLER HOSPITAL LABORATORY		2	13	87%	15
SARASOTA MEMORIAL NURSING & REHABILITATION CTR		15			15
BROOKWOOD BAPTIST MEDICAL CENTER		14	1	7%	15
MALCOM RANDALL DEPT OF VAMC			15	100%	15
UAH STUDENT HEALTH CENTER		10	5	33%	15
ST CATHERINE OF SIENA HOSPITAL		14	1	7%	15
AMMON ANALYTICAL LABORATORIES		13	2	13%	15
PIONEER CLINICAL LAB LLC		6	9	60%	15
DIATHERIX		13	2	13%	15
SINAI HOSPITAL OF BALTIMORE		15			15
BRENTWOOD RETIREMENT COMMUNITY		13	2	13%	15
WALGREEN EASTERN CO, INC		15			15
NOVANT HEALTH GOHEALTH URGENT CARE-HARRISBURG		8	7	47%	15
BARKLEY PLACE		15			15
UM MILLER SCHOOL OF MEDICINE			15	100%	15
STATMED QUICK QUALITY CLINIC AT NORTH PINELLAS		8	7	47%	15
MED PLUS FLORENCE		11	4	27%	15
HOLLEY-NAVARRE MEDICAL CLINIC		5	10	67%	15

COVID-19: testing by laboratory

Data through Dec 8, 2020 verified as of Dec 9, 2020 at 10:25 AM

Data in this report are provisional and subject to change.

The numbers in the table below represent the number of Florida and non-Florida residents for whom test results were received by the Department of Health. A person can be tested by more than one laboratory and can have both positive and negative results. **Therefore, the sum of the numbers in each column will be larger than the total number of people tested.**

Reporting lab	Inconclusive	Negative	Positive	Percent positive	Total
EASTLAKE PEDIATRICS - TRINITY		15			15
CARESPOT OF NOCATEE			14	100%	14
CHILDREN'S MEDICAL CENTER			14	100%	14
AURORA DIAGNOSTICS		3	11	79%	14
THE CANOPY AT HARPER LAKE	1		13	93%	14
NEW YORK PRESBYTERIAN - ALLEN HOSPITAL		14			14
HEALTHFIRST ADVENT HEALTH CENTRA CARE COCOA BEACH			14	100%	14
SEMINOLE TRIBE OF FLORIDA		9	5	36%	14
ADVENT HEALTH PRIMARY CARE PLUS, WINTER GARDEN		10	4	29%	14
FLORIDA HEART & VASCULAR MULTISPECIALTY GROUP PA		12	2	14%	14
POLK CHD BARTOW		13	1	7%	14
JEFFERSON K-12, A SOMERSET SCHOOL- CLINIC		12	2	14%	14
LAKEVIEW INTERNAL MEDICINE		4	10	71%	14
JOHNS HOPKINS CHILDREN'S HOSPITAL			14	100%	14
HARMONY CLINIC		1	13	93%	14
FORT MYERS REHABILITATION AND NURSING CENTER		13	1	7%	14
GRAND VILLA OF ST. PETERSBURG		12	2	14%	14
LIFE CARE CENTER OF JACKSONVILLE□			14	100%	14
BOCA SIMON		2	12	86%	14
HORIZON ALF		14			14
BENTON HOUSE OF PORT ORANGE		8	6	43%	14
NORTHWESTERN MEMORIAL HOSPITAL			14	100%	14
INNOVATION CLINICAL TRIALS, INC			14	100%	14
ALAN L MELOTEK MD		14			14
NORTH CENTRAL BRONX HOSPITAL		13	1	7%	14
HERNANDO ENDOSCOPY AND SURGERY CENTER		12	2	14%	14
OKEECHOBEE HEALTHCARE FACILITY			14	100%	14
ADVANCED URGENT CARE		12	2	14%	14
CANTERFIELD OF CLAY COUNTY		14			14
CVS			14	100%	14
CENTRAL FLORIDA PEDIATRICS		5	9	64%	14
CONNECTDX		3	11	79%	14
STEWART MEDICAL GROUP INC			14	100%	14
HERNANDO COUNTY FIRE RESCUE DISTRICT		7	7	50%	14
FRICKS PHARMACY		10	4	29%	14
HAWTHORN HOUSE□		12	2	14%	14
SIGNATURE HEALTHCARE OF ORANGE PARK		14			14
FLORIDA HEALTH CARE PLANS INC		1	13	93%	14
MEDEMERGE		13	1	7%	14
GLEN COVE HOSPITAL		14			14
EMERGENCY PHYSICIANS MEDICAL CENTER LLC		6	8	57%	14
LAKE WALES OPERATING GROUP LLC		13	1	7%	14
BONIFAY NURSING AND REHABILITATION CENTER			14	100%	14
EPIPHANY HEALTH		8	6	43%	14
ASTORIA HEALTH AND REHABILITATION CENTER		13	1	7%	14
VENICE REGIONAL MEDICAL CENTER BAYFRONT HEALTH		7	7	50%	14
PINES NURSING HOME		13	1	7%	14

COVID-19: testing by laboratory

Data through Dec 8, 2020 verified as of Dec 9, 2020 at 10:25 AM

Data in this report are provisional and subject to change.

The numbers in the table below represent the number of Florida and non-Florida residents for whom test results were received by the Department of Health. A person can be tested by more than one laboratory and can have both positive and negative results. **Therefore, the sum of the numbers in each column will be larger than the total number of people tested.**

Reporting lab	Inconclusive	Negative	Positive	Percent positive	Total
HUNT CLUB MEDICAL		12	1	8%	13
WILLOW BROOKE COURT AT AZALEA TRACE		13			13
OSCEOLA ALF OPERATOR, LLC DBA□		13			13
IN-OFFICE LAB		12	1	8%	13
VIERA MANOR ASSISTED LIVING RESIDENCE		13			13
OPIS ISLAND LAKE CENTER		13			13
BONIFAY NURSING AND REHAB CENTER			13	100%	13
UNIVERSITY LAB			13	100%	13
HEALTH MED CENTERS		13			13
HARBOUR ISLAND PEDIATRICS		9	4	31%	13
VILLA OF KINGS AND QUEENS OF DELRAY		13			13
HELIX DIAGNOSTICS			13	100%	13
WELLINGTON FAMILY PRACTICE		13			13
NO NAME		8	5	38%	13
SEA PINES REHABILITATION HOSPITAL		13			13
FLORIDA STATE HOSPITAL			13	100%	13
CRUCIAL CARE		7	6	46%	13
SOUTHEAST FAMILY HEALTHCARE CENTER			13	100%	13
CLEARWATER STATMED QUICK QUALITY CLINICS			13	100%	13
REGENCY SQUARE MALL - SEARS		2	11	85%	13
HUNT CLUB PEDIATRIC ASSOCIATES LLC		12	1	8%	13
RENAISSANCE SENIOR LIVING		13			13
COUNTY OF LOS ANGELES			13	100%	13
FINLAY C. LABORATORY		3	10	77%	13
MEDEXPRESS - BLOOMIN BRANDS		4	9	69%	13
FUNGAL REFERENCE LABORATORY		12	1	8%	13
MAGNOLIA MEDICAL CLINIC		1	12	92%	13
ST. JUDES LABORATORIES		12	1	8%	13
Sunnyside Care Center		13			13
BROWARD HEALTH IMPERIAL POINT NURSING			13	100%	13
WHITE WILSON MEDICAL CENTER IMMEDIATE CARE			13	100%	13
CLEVELAND CLINIC			13	100%	13
FORT WALTON BEACH DEVELOPMENTAL CENTER		12	1	8%	13
ESCAMBIA COMMUNITY CLINIC		2	11	85%	13
LAKE GIBSON VILLAGE, LLC		13			13
PEDIATRIC HEALTH CARE ALLIANCE PA		3	10	77%	13
CLINICAL LABORATORY SERVICES			13	100%	13
VPA PC LAB		12			12
Consulate Health Care of Jacksonville			12	100%	12
DESOTO PALMS ALF		12			12
WALGREEN		4	8	67%	12
CALADIUM PEDIATRICS		11	1	8%	12
TOTTENVILLE CIRCLE URGENT CARE		12			12
PALMETTO PEDIATRICS			12	100%	12
URINEGOODHANDS LLC		10	2	17%	12
CYPRESS COVE		11	1	8%	12
BRIDGEVIEW CENTER LLC□		9	3	25%	12

COVID-19: testing by laboratory

Data through Dec 8, 2020 verified as of Dec 9, 2020 at 10:25 AM

Data in this report are provisional and subject to change.

The numbers in the table below represent the number of Florida and non-Florida residents for whom test results were received by the Department of Health. A person can be tested by more than one laboratory and can have both positive and negative results. **Therefore, the sum of the numbers in each column will be larger than the total number of people tested.**

Reporting lab	Inconclusive	Negative	Positive	Percent positive	Total
CHIPOLA MEDICAL ASSOCIATES		2	10	83%	12
CAPE REGIONAL MEDICAL CENTER		12			12
NAPLES GREEN VILLAGE		12			12
DYNAMIC DNA LAB		1	11	92%	12
EMERALD COAST BEHAVIORAL HOSPITAL		12			12
PRIMECARE OF DOTHAN-DALEVILLE CLINIC		10	2	17%	12
FLORIDA DEPT OF HEALTH		4	8	67%	12
PREMIER MEDICAL ASSOCIATES ALL FLORIDA LLC		12			12
LEON CHD		12			12
ERDOX		11	1	8%	12
PARKWEST MEDICAL CENTER		10	2	17%	12
BROOKLYN HOSPITAL CENTER DOWNTOWN CAMPUS		12			12
PROMEDICA LABORATORIES		11	1	8%	12
BROWARD DIALYSIS			12	100%	12
MORRIS PARK URGENT CARE		9	3	25%	12
CANTON-POTSDAM HOSPITAL LABORATORY		12			12
FORT SANDERS REGIONAL LABORATORY		12			12
LIFE CARE OF PORT SAINT LUCIE		3	9	75%	12
NEWYORK-PRESBYTERIAN/ LAWRENCE HOSPITAL LABORATORY		11	1	8%	12
GLEN OAKS HEALTH AND REHABILITATION CENTER			12	100%	12
MERIDIAN AT WATERWAYS, THE		10	2	17%	12
IREPERTOIRE_MOL_LAB		12			12
HUDSON VALLEY HOSPITAL CENTER LABORATORY		11	1	8%	12
BRANDON COMMUNITY HEALTH CENTER		5	7	58%	12
APPLE DIAGNOSTICS LAB		5	7	58%	12
FAMILY CARE CYPRESS CREEK		1	11	92%	12
MCWHORTER SCHOOL OF PHARMACY		12			12
MELBOURNE FAMILY PRACTICE		11	1	8%	12
REGENEXX TAMPA BAY		11	1	8%	12
CARDIOLOGY AND MEDICINE ASSOCIATES INC		12			12
VERITAS RESEARCH CORP			12	100%	12
MERCY MEDICAL URGENT CARE CENTER INC		2	10	83%	12
MI2297090CV HOLLAND-23D2189684		12			12
TALLAHASSEE DEVELOPMENTAL CENTER☐		12			12
NEW YORK METHODIST HOSPITAL		12			12
BAPTIST MEDICAL CENTER EAST		9	3	25%	12
ST VINCENT'S EAST		11	1	8%	12
SHELBY COUNTY HEALTH CARE CORPORATION		9	3	25%	12
FLORIDA DEPARTMENT OF HEALTH IN HILLSBOROUGH COUNTY			12	100%	12
LONG ISLAND JEWISH VALLEY STREAM		12			12
FLORIDA DEPARMENT OF HEALTH CLAY COUNTY			12	100%	12
SHELBY BAPTIST MEDICAL CENTER		6	5	45%	11
North Lake Care Center		11			11
HEALTHCARE NOW			11	100%	11
MAINSTREAM DIAGNOSTIC LABORATORY LLC		8	3	27%	11
JOSEPH SCHENKER MD PC DBA CENTERS URGENT		9	2	18%	11
SUNCOAST URGENT CARE			11	100%	11

COVID-19: testing by laboratory

Data through Dec 8, 2020 verified as of Dec 9, 2020 at 10:25 AM

Data in this report are provisional and subject to change.

The numbers in the table below represent the number of Florida and non-Florida residents for whom test results were received by the Department of Health. A person can be tested by more than one laboratory and can have both positive and negative results. **Therefore, the sum of the numbers in each column will be larger than the total number of people tested.**

Reporting lab	Inconclusive	Negative	Positive	Percent positive	Total
CARE FAST MURABELLA		7	4	36%	11
WINTER PARK CARE AND REHABILITATION			11	100%	11
LAB UNKNOWN			11	100%	11
FHCP-PORT ORANGE		3	8	73%	11
ORANGE REGIONAL MEDICAL CENTER LABORATORY		9	2	18%	11
STATEN ISLAND UNIVERSITY HOSPITAL		11			11
LONG BEACH URGENT CARE		11			11
FAST TRACK URGENT CARE CENTER - DOWNTOWN			11	100%	11
ROADS PEDIATRICS,LLC		10	1	9%	11
CORE LABORATORY		1	10	91%	11
QUOTIENT SCIENCES LABS LLC			11	100%	11
LEHIGH VALLEY HOSPITAL		3	8	73%	11
MAINSTREET FAMILY SELECT		1	10	91%	11
BLISS HEALTHCARE SERVICES			11	100%	11
BRYAN WHITFIELD MEMORIAL HOSPITAL		7	4	36%	11
UNIVERSITY CENTRA CARE		10	1	9%	11
COLORADO DEPARTMENT OF PUBLIC HEALTH AND ENVIRONMENT			11	100%	11
DEPT OF VA MEDICAL CENTER - BAY PINES			11	100%	11
TROPICANA		5	6	55%	11
WALGREENS COVID-19		10	1	9%	11
MASSACHUSETTS GENERAL HOSPITAL		1	10	91%	11
PALM BEACH PATHOLOGY		9	2	18%	11
GENERAL INTERNAL MEDICINE MEDICAL CTR CLINIC		7	4	36%	11
PRATTVILLE BAPTIST HOSPITAL		9	2	18%	11
TREASURE COAST URGENT CARE			11	100%	11
ADVENT HEALTH - CARROLLWOOD		3	8	73%	11
CINNAMON COVE ALF		11			11
Belleair Healthcare Center		7	4	36%	11
Golfview Healthcare Center		11			11
NIGHT LITE PEDIATRICS CENTER, LLC		1	10	91%	11
KINDRED HOSPITAL MELBOURNE		11			11
THE TERRACE OF SAINT CLOUD		9	2	18%	11
PALMS MEDICAL GROUP - LAKE CITY WEST		3	8	73%	11
PROFESSIONAL PEDIATRICS		10	1	9%	11
ST JOSEPH HOSPITAL		10	1	9%	11
DMH STEINHATCHEE FAMILY MEDICINE		8	3	27%	11
SYNIVERSE WELLNESS CENTER		8	2	20%	10
ARCPOINT LABS OF SARASOTA MANATEE			10	100%	10
BAPTIST MEMORIAL HEALTH CARE		9	1	10%	10
LAKE NONA MEDICAL SERVICES		3	7	70%	10
ROCKLEDGE		1	9	90%	10
EMERALD COAST PEDIATRICS			10	100%	10
BEAUMONT LABORATORY			10	100%	10
PEDIATRIC HEALTH CARE ALLIANCE, P.A.			10	100%	10
EPIC REFERENCE LABS INC			10	100%	10
LYSTER ACH FT RUCKER AL		9	1	10%	10
PINELLAS COUNTY HEALTH DEPARTMENT		2	8	80%	10

COVID-19: testing by laboratory

Data through Dec 8, 2020 verified as of Dec 9, 2020 at 10:25 AM

Data in this report are provisional and subject to change.

The numbers in the table below represent the number of Florida and non-Florida residents for whom test results were received by the Department of Health. A person can be tested by more than one laboratory and can have both positive and negative results. **Therefore, the sum of the numbers in each column will be larger than the total number of people tested.**

Reporting lab	Inconclusive	Negative	Positive	Percent positive	Total
BLOUNT MEMORIAL HOSPITAL		9	1	10%	10
Z UROLOGY		10			10
ALABAMA CLINICS		3	7	70%	10
ARNOT OGDEN MEDICAL CENTER LABORATORY		10			10
BASSETTI & ASSOCIATES, MD, PA			10	100%	10
ODYSSEY HEALTHCARE OF MARION COUNTY, LLC		10			10
BAY PINES MEDICAL ASSOCIATES		1	9	90%	10
GRACE MEDICAL HOME		8	2	20%	10
LAKE BALDWIN CBOC		9	1	10%	10
COMMUNITY HEALTH CENTER		2	8	80%	10
LUCID DIAGNOSTICS LABS			10	100%	10
ARDEN COURTS OF FORT MYERS		10			10
UMHC/SYLVESTER AT KENDALL		1	9	90%	10
KRYSTAL BAY NURSING AND REHABILITATION		7	3	30%	10
APPALACHIAN REGIONAL HEALTHCARE SYSTEM		10			10
ADVENT HEALTH - KISSIMMEE		1	9	90%	10
CSL PLASMA INC		1	9	90%	10
MORTON PLANT MEASE			10	100%	10
COVANCE CENTRAL LABORATORY			10	100%	10
MEDFAST URGENT CARE CENTERS			10	100%	10
HIALEAH HOSPITAL RESPIRATORY DEPT			10	100%	10
BETHESDA HEALTH PHYSICIAN GROUP INC			10	100%	10
INSTITUTE OF PATHOLOGY KINGS COUNTY		10			10
MHHS All Lab Subsection		10			10
OHIO STATE UNIVERSITY MEDICAL CENTER			10	100%	10
BVL PEDIATRICS		10			10
MINUTECLINIC DIAGNOSTIC OF RHODE ISLAND, LLC #590		10			10
HCR MANORCARE		10			10
NORTH OKALOOSA PHYSICIAN GROUP		10			10
WEINBERG VILLAGE		10			10
NAPHCARE, INC.			10	100%	10
WEST BROWARD CARE CENTER		9	1	10%	10
SOUTHEASTERN LABORATORY			10	100%	10
GENESIS		7	3	30%	10
INTERMOUNTAIN CENTRAL LAB		1	9	90%	10
GADSDEN REGIONAL MEDICAL CENTER		10			10
CBC LAB		3	7	70%	10
EMERALD COAST HOSPICE - CRESTVIEW		10			10
BELLEVUE HOSPITAL CENTER DEPARTMENT		10			10
LAKE MARY KIDS CENTRA CARE			10	100%	10
AVANTE ST CLOUD		7	3	30%	10
MEDICAL LABORATORY DIAGNOSTICS			10	100%	10
MEDEX REGIONAL LABORATORIES LLC		1	9	90%	10
INN AT LAKE SEMINOLE SQUARE, THE		10			10
BROWARD HEALTH CARE			10	100%	10
SONATA COCONUT CREEK		8	2	20%	10
CREATIVE TESTING SOLUTIONS		3	7	70%	10

COVID-19: testing by laboratory

Data through Dec 8, 2020 verified as of Dec 9, 2020 at 10:25 AM

Data in this report are provisional and subject to change.

The numbers in the table below represent the number of Florida and non-Florida residents for whom test results were received by the Department of Health. A person can be tested by more than one laboratory and can have both positive and negative results. **Therefore, the sum of the numbers in each column will be larger than the total number of people tested.**

Reporting lab	Inconclusive	Negative	Positive	Percent positive	Total
HOSPICE OF MARTIN & ST LUCIE, INC		10			10
NEMOURS CHILDREN'S URGENT CARE, ORLANDO - WATERFORD LAKES			10	100%	10
SUNRISE URGENT CARE ASSOCIATES LLC D/B/A		7	3	30%	10
ACADIAN DIAGNOSTIC LABORATORIES		8	2	20%	10
NEW JERSEY DEPARTMENT OF HEALTH COMMUNICABLE DISEASE SERVICE		3	7	70%	10
ALL PEDIATRIC CARE			10	100%	10
AIM LABORATORIES			10	100%	10
MARQUES PEDIATRICS			9	100%	9
CAREHERE- LCS LEESBURG			9	100%	9
MAITLAND PRIMARY CARE		9			9
HOWARD BEACH URGENT CARE		9			9
GCPM MANUAL MICROBIOLOGY		1	8	89%	9
PRECISION GENETICS			9	100%	9
RESIDENCE AT BAY VUE		9			9
RESEARCH CENTERS OF AMERICA, LLC		6	3	33%	9
PONCE PLAZA NURSING & REHAB CENTER			9	100%	9
MIDMICHIGAN MEDICAL CENTER			9	100%	9
SOUTHEASTERN OUTPATIENT SURGERY CENTER		9			9
LPG PEDIATRICS AT PAGE FIELD		9			9
UC HEALTH UNIVERSITY HOSPITAL		8	1	11%	9
VIERA HOSPITAL, INC		5	4	44%	9
Maury Regional Hospital		6	3	33%	9
EAR NOSE & THROAT ASSOCIATES OF MANATEE PA		9			9
RIVERSIDE MEDICAL GROUP		8	1	11%	9
THE TRADITION OF THE PALM BEACHES		9			9
OMNI			9	100%	9
UNIVERSITY HOSPITAL UC HEALTH		6	3	33%	9
MAGNOLIA PEDIATRICS		2	7	78%	9
UR CARE FAMILY AND SPORTS MEDICINE			9	100%	9
GROWING TOGETHER PEDIATRICS, LLC		8	1	11%	9
TOTAL ACCESS URGENT CARE			9	100%	9
HOSPICE OF ST FRANCIS INC		8	1	11%	9
PUBLIC SQUARE PHARMACY LLC		9			9
CHILDREN'S HEALTH CENTER INC.		7	2	22%	9
NORTHERN WESTCHESTER HOSPITAL LABORATORY		8	1	11%	9
NORTHBROOK CENTER FOR		8	1	11%	9
FLUSHING HOSPITAL MEDICAL CENTER		7	2	22%	9
TMH PHYSICIAN PARTNERS - MONTICELLO		8	1	11%	9
VILLAGE PLACE HEALTH AND REHAB		9			9
SPRING MANOR ASSISTED LIVING		9			9
PHELPS HOSPITAL LABORATORY		9			9
LAKE NONA MEDICAL SERVICE LLC		9			9
MINUTECLINIC DIAGNOSTICS MEDICAL GROUP		9			9
MD PLUS URGENT CARE, LLC			9	100%	9
REDMED CLINIC OF ARLINGTON		8	1	11%	9
ADVENT HEALTH - WINTER HAVEN		5	4	44%	9
WATSON HEALTHCARE		7	2	22%	9

COVID-19: testing by laboratory

Data through Dec 8, 2020 verified as of Dec 9, 2020 at 10:25 AM

Data in this report are provisional and subject to change.

The numbers in the table below represent the number of Florida and non-Florida residents for whom test results were received by the Department of Health. A person can be tested by more than one laboratory and can have both positive and negative results. **Therefore, the sum of the numbers in each column will be larger than the total number of people tested.**

Reporting lab	Inconclusive	Negative	Positive	Percent positive	Total
CARENOW URGENT CARE-MT JULIET		8	1	11%	9
UNAVAILABLE/UNKNOWN/NO INFORMATION FOUND			9	100%	9
COASTAL SKIN SURGERY AND DERMATOLOGY		6	3	33%	9
BOCA RATON REGIONAL HOSPITAL LAB			9	100%	9
BUREAU OF PUBLIC HEALTH		1	8	89%	9
PRINCETON VILLAGE☐		6	3	33%	9
FIRST CHOICE PEDIATRICS WINTER SPRINGS		9			9
TOWERS HOME CARE☐		9			9
MENORAH HOUSE		9			9
CAPE CORAL HOSPITAL ABG LABORATORY		3	6	67%	9
MERCY MEDICAL CENTER		3	6	67%	9
MOUNT DORA PEDIATRICS		8	1	11%	9
CARE ONE OF FLORIDA LLC		7	2	22%	9
INNOVATIVE RESEARCH OF WEST FLORIDA		7	2	22%	9
JUST FOR KIDS PEDIATRICS		2	7	78%	9
PARROTT MEDICAL CLINIC			9	100%	9
SAMARITAN MEDICAL CENTER		9			9
MICHIGAN DEPARTMENT OF HEALTH AND HUMAN SERVICES			9	100%	9
FLORIDA HOSPITAL WINTER GARDEN		8	1	11%	9
ANY LAB TEST NOW INC			9	100%	9
GLEN OAKS URGENT CARE		9			9
MID-FLORIDA PATHOLOGY, LLC		9			9
PLYMOUTH HARBOR INCORPORATED		9			9
BAYONET POINT HOSPITAL			9	100%	9
CHEMISYS LABORATORIES		1	8	89%	9
GOLISANO CHILDREN'S HOSPITAL OF SOUTHWEST FLORIDA		6	2	25%	8
LIFE CARE CITRUS COUNTY			8	100%	8
TARPON BAYOU CENTER			8	100%	8
ADVENT HEALTH - FOUR CORNERS ER		8			8
CARENOW URGENT CARE - EAST NASHVILLE		7	1	13%	8
MEADOWCREST MOLECULAR DIAGNOSTICS, LLC			8	100%	8
PATEL MEDICAL VENTURES		7	1	13%	8
ORMOND BEACH CENTRA CARE			8	100%	8
UNIVERSITY MEDICAL CENTER		8			8
ARTHREX MEDICAL CENTER		5	3	38%	8
THE WOLFF CENTER FOR CHILD & ADOLESCENT HEALTH			8	100%	8
RICHMOND UNIVERSITY MEDICAL CENTER		7	1	13%	8
SUMTER PEDIATRICS		8			8
GENE STREET LABORATORIES, LLC		6	2	25%	8
FLORIDA DEPARTMENT OF HEALTH IN CALHOUN COUNTY		5	3	38%	8
DOCTOR'S IN HOUSE LAB			8	100%	8
RAINBOW PEDIATRICS			8	100%	8
Hialeah Nursing And Rehabilitation Center		6	2	25%	8
MID-HUDSON VALLEY DIVISION OF WESTCHESTER MEDICAL		8			8
SYLVESTER AT PLANTATION LABORATORY		7	1	13%	8
WIREGRASS CLINIC LLC		6	2	25%	8
GENESIS DERMATOLOGY		6	2	25%	8

COVID-19: testing by laboratory

Data through Dec 8, 2020 verified as of Dec 9, 2020 at 10:25 AM

Data in this report are provisional and subject to change.

The numbers in the table below represent the number of Florida and non-Florida residents for whom test results were received by the Department of Health. A person can be tested by more than one laboratory and can have both positive and negative results. **Therefore, the sum of the numbers in each column will be larger than the total number of people tested.**

Reporting lab	Inconclusive	Negative	Positive	Percent positive	Total
BEAUMONT EMERGENCY CENTER			8	100%	8
GENEUS DIAGNOSTICS			8	100%	8
ATLANTIC CONSOLIDATED LABORATORY		8			8
OHIO CVS STORES, LLC DBA		8			8
HEALTHMARK REGIONAL HOSPITAL LAB		4	4	50%	8
ALACHUA COUNTY HEALTH DEPARTMENT		1	7	88%	8
BIOREFERENCE LABORATORIES INC		2	6	75%	8
BIOTECH CLINICAL LABORATORIES, INC.		1	7	88%	8
MACKOUL PEDIATRICS FORT MYERS			8	100%	8
JX REF LAB			8	100%	8
STUART LODGE LIVING LLC		4	4	50%	8
WACO HHSSURGEWACO	1	6	1	13%	8
ROSLYN URGENT CARE		8			8
FHCP-ORANGE CITY			8	100%	8
MONTEFIORE ST LUKE'S CORNWALL HOSPITAL		7	1	13%	8
JFK MEDICAL CENTER NORTH LAB		1	7	88%	8
CAREATC			8	100%	8
NATURE COAST REGIONAL MEDICAL CENTER			8	100%	8
CIAN DIAGNOSTICS			8	100%	8
SAN JOSE SENIOR CARE LLC		5	3	38%	8
MOLECULAR PATHOLOGY LABORATORY			8	100%	8
HARBORCHASE OF DR PHILLIPS		7	1	13%	8
COLLIER COUNTY HEALTH DEPT.		4	4	50%	8
MD NOW MEDICAL CENTERS INC			8	100%	8
HUNTINGTON STATION URGENT CARE		8			8
METHODIST MEDICAL CENTER		6	2	25%	8
AMBRY GENETICS CORPORATION		8			8
WESTCHESTER GENERAL HOSPITAL BLOOD GAS LAB			8	100%	8
WHITE SANDS OUTPATIENT SERVICES (WSOP SERVICES LLC		8			8
KIVA AT CANTERBURY			8	100%	8
HOLY NAME MEDICAL CENTER	1	6	1	13%	8
ROBERT WOOD JOHNSON HOSPITAL		7	1	13%	8
EMERITUS AT NAPLES	1	7			8
ST. JOSEPH HOSPITAL AND HEALTH CARE INC.			8	100%	8
BAPTIST PRIMARY CARE PONTE VEDRA		5	3	38%	8
X-GENE MOLECULAR LABS		1	7	88%	8
ADVENTHEALTH MEDICAL GROUP CARE CLINIC AT		6	2	25%	8
EASTERN SHORE URGENT CARE		5	3	38%	8
MOSOLF PEDIATRICS			8	100%	8
BAPTIST OUTPATIENT			8	100%	8
ALLINA HEALTH - ABBOTT NORTHWESTERN HOSPITAL		5	3	38%	8
WELLMED AT SOUTH PARSONS		7	1	13%	8
EXECUTIVE MEDICAL SERVICES		8			8
MICHIGAN DEPARTMENT OF COMMUNITY HEALTH		1	7	88%	8
PRECISION HEALTH SOLUTIONS		2	6	75%	8
ANTHEM LAKES LLC		8			8
ST ANTHONYS REHABILITATION HOSPITAL		7	1	13%	8

COVID-19: testing by laboratory

Data through Dec 8, 2020 verified as of Dec 9, 2020 at 10:25 AM

Data in this report are provisional and subject to change.

The numbers in the table below represent the number of Florida and non-Florida residents for whom test results were received by the Department of Health. A person can be tested by more than one laboratory and can have both positive and negative results. **Therefore, the sum of the numbers in each column will be larger than the total number of people tested.**

Reporting lab	Inconclusive	Negative	Positive	Percent positive	Total
CYPRESS POINT LIVING, LLC		7	1	13%	8
VETERAN AFFAIRS MEDICAL CENTER - JAMES J PETERS		6	2	25%	8
STATEN ISLAND UNIVERSITY HOSPITAL SEGUINE AVE		8			8
MARKET STREET VIERA		8			8
NORTHSHORE UNIVERSITY HEALTHSYSTEM EVANSTON HOSPITAL LAB			8	100%	8
INTERNAL MEDICINE ASSOCIATES OF JACKSON HOSPITAL			8	100%	8
MINUTE CLINIC DIAGNOSTIC OF VIRGINIA		5	3	38%	8
TRINITY MEDICAL ASSOCIATES LLC			8	100%	8
HUNTINGTON VILLAGE URGENT CARE		8			8
DOCTOR’S IN-HOUSE LAB/COMMUNITY HEALTH CENTERS OF PINELLAS – CLEARWATE			8	100%	8
MOBILE DOC FL, LLC		8			8
DEPARTMENT OF HEALTH- CITRUS COUNTY			7	100%	7
QUE		4	3	43%	7
FLORIDA CENTER FOR DERMATOLOGY LABORATORY			7	100%	7
ADVANCED DIAGNOSTIC LABORATORY			7	100%	7
INTERNAL MEDICINE ASSOCIATES PA		7			7
BAPTIST HEALTH			7	100%	7
VALLEY IMMEDIATE CARE		6	1	14%	7
LAB UNKNOWN		6	1	14%	7
SAMARITAN HOSPITAL LABORATORY		6	1	14%	7
BARTON PARKER OD PC		7			7
DOH-TAMPA BRANCH LABORATORY (MLK BLVD)		3	4	57%	7
HEALTHWORKS MED GROUP OF FLORIDA PA		2	5	71%	7
MINUTECLINIC DIAGNOSTIC		7			7
MARIANNA HEALTH AND REHABILITATION CENTER		7			7
TRUE HEALTH DIAGNOSTICS		1	6	86%	7
ISLAND LAKE CENTER		3	4	57%	7
LEE COUNTY HEALTH DEPARTMENT		4	3	43%	7
CARENOW URGENT CARE-BRENTWOOD		5	2	29%	7
OPIS COQUINA CENTER		7			7
ARBOR TERRACE SAN JOSE LLC		6	1	14%	7
DOCTOR’S IN-HOUSE LAB/COMMUNITY HEALTH CENTERS OF PINELLAS –PINELLAS P			7	100%	7
BAPTIST PEDIATRICS		6	1	14%	7
CARENOW URGENT CARE-MADISON		7			7
FLORIDA HOSPITAL KISSIMMEE		4	3	43%	7
GENTRY PARK ORLANDO ASSISTED LIVING		6	1	14%	7
SCHOOL OF PHARMACY AND PHARMACEUTICAL		7			7
THE TERRACE AT IVY ACRES ALF		6	1	14%	7
DORAL URGENT CARE			7	100%	7
ALACHUA			7	100%	7
HEALTH NETWORK LABORATORIES		6	1	14%	7
WELLMED AT PORT ST LUCIE WEST		6	1	14%	7
DIAGNOSTIC CLINIC		6	1	14%	7
FLORIDA CLINICAL LAB			7	100%	7
AVON PARK PEDIATRICS			7	100%	7
PEDIATRICS OF CENTRAL FLORIDA		5	2	29%	7
ROBERT H JENKINS JR VETERANS' DOMICILIARY HOME OF		7			7

COVID-19: testing by laboratory

Data through Dec 8, 2020 verified as of Dec 9, 2020 at 10:25 AM

Data in this report are provisional and subject to change.

The numbers in the table below represent the number of Florida and non-Florida residents for whom test results were received by the Department of Health. A person can be tested by more than one laboratory and can have both positive and negative results. **Therefore, the sum of the numbers in each column will be larger than the total number of people tested.**

Reporting lab	Inconclusive	Negative	Positive	Percent positive	Total
ORANGE BLOSSOM FAMILY HEALTH		6	1	14%	7
LYNMOORE,THE		7			7
JOHNS HOPKINS MEDICAL LABORATORIES		1	6	86%	7
DIEGO FALLON MD PA		5	2	29%	7
HEARTLAND PEDIATRICS OF LAKE PLACID			7	100%	7
CENTRAL FLORIDA PEDIATRIC URGENT CARE LLC		6	1	14%	7
DOLPHIN POINTE HEALTH CARE LLC			7	100%	7
SOUTH COM HEALTH CLINIC, DEPT. OF THE ARMY		7			7
NEUROINTERNATIONAL SARASOTA		6	1	14%	7
HOLY GARDEN ALF, INC.		7			7
ALLEGRO - TAMPA	1	4	2	29%	7
ECLRS		2	5	71%	7
SOUTHCOR LABORATORY		2	5	71%	7
MIAMI CLINICAL RESEARCH CORP			7	100%	7
METROPOLITAN HOSPITAL CENTER		6	1	14%	7
HEALTH CARE LABORATORY SERVICES		1	6	86%	7
SOUTH NASSAU COMMUNITIES HOSPITAL		5	2	29%	7
MINUTECLINIC DIAGNOSTIC OF PENNSYLVANI		7			7
RESOLVE MOLECULAR DIAGNOSTICS		7			7
DOCTORS CLINICAL LABORATORY, INC		5	2	29%	7
NOVANT HEALTH INPATIENT CARE		2	5	71%	7
AUBURN COMMUNITY HOSPITAL		6	1	14%	7
PROHEALTH CARE ASSOCIATES MOBILE		5	2	29%	7
ALCOVE ASSISTED LIVING FACILITY		7			7
LAKEVIEW HEALTH SYSTEMS			7	100%	7
ONEIDA HEALTHCARE CENTER		7			7
UNIVERSITY OF WASHINGTON MEDICAL CENTER			7	100%	7
PROFESSIONAL URGENT CARE SERVICES		5	2	29%	7
ADVANCED EMURGENT CARE		5	2	29%	7
THE MARY IMOGENE BASSETT HOSPITAL		7			7
WHOLE FAMILY HEALTH CENTER INC		2	5	71%	7
EDWARD J HEALEY REHAB & NURSING CENTER		7			7
LEPE'S HOUSE			7	100%	7
AVENTURA HOSPITAL AND MEDICAL CENTER			7	100%	7
SURGOINSVILLE PHARMACY		7			7
FLORIDA HOSPITAL WINTER PARK		6	1	14%	7
FLORIDA DEPARTMENT OF HEALTH IN LIBERTY COUNTY		5	2	29%	7
LIFE CARE CENTER OF PORT ST. LUCIE		4	3	43%	7
Rosewood Healthcare and Rehabilitation Center		5	2	29%	7
ARCHBOLD MEMORIAL HOSPITAL/LAB		3	4	57%	7
BRISTOL AT TAMPA, THE		7			7
APOLLO HEALTH & REHABILITATION		2	5	71%	7
Ocoee Health Care Center		7			7
FIRST CHOICE PEDIATRICS INC		6	1	14%	7
FLORIDA DEPARTMENT OF HEALTH IN TAYLOR COUNTY		4	3	43%	7
GULF COAST MEDICAL GROUP		2	5	71%	7
EMERGENCY MEDICAL CENTER		2	5	71%	7

COVID-19: testing by laboratory

Data through Dec 8, 2020 verified as of Dec 9, 2020 at 10:25 AM

Data in this report are provisional and subject to change.

The numbers in the table below represent the number of Florida and non-Florida residents for whom test results were received by the Department of Health. A person can be tested by more than one laboratory and can have both positive and negative results. **Therefore, the sum of the numbers in each column will be larger than the total number of people tested.**

Reporting lab	Inconclusive	Negative	Positive	Percent positive	Total
RAINBOW PEDIATRIC CENTER		1	6	86%	7
MONTEFIORE NYACK HOSPITAL AFFILIATED LABORATORY		7			7
NORTON HEALTHCARE			7	100%	7
VIRTUA VOORHEES HOSPITAL		5	2	29%	7
RIVER OAKS TREATMENT CENTER			7	100%	7
WYOMING COUNTY COMMUNITY HOSPITAL LABORATORY		7			7
CENTER ONE SURGERY CENTER		6	1	14%	7
BARNETT PARK☐			7	100%	7
NORTHWEST FLORIDA SLEEP			7	100%	7
VETERANS AFFAIRS MEDICAL CENTER - OUTPATIENT			7	100%	7
MEDLABS DIAGNOSTICS		7			7
REGENCY OAKS HEALTH CENTER		7			7
BRIDGEWAY HEALTH CLINICS INC			7	100%	7
COMPREHENSIVE CHILDCARE ASSOCIATES		5	2	29%	7
FAMILY AND INTERNAL MEDICINE AT AVALON PARK		5	2	29%	7
HORIZON MEDICAL GROUP		5	1	17%	6
ORLANDO HEALTH PHYSICIAN ASSOCIATES		4	2	33%	6
NOT INDICATED		1	5	83%	6
ILLINOIS DEPT OF PUBLIC HEALTH LAB - SPRINGFIELD			6	100%	6
MD BEAUTY LABS, PA		6			6
MONROE COUNTY HOSPITAL		4	2	33%	6
JUPITER MEDICAL CENTER			6	100%	6
BOND CLINIC DR ELDEEB		1	5	83%	6
MERCY HEALTH—MUSKEGON		5	1	17%	6
BRADENTON PHYSICIANS MEDICAL CENTER			6	100%	6
BENDERSON FAMILY SKILLED NURSING AND☐		6			6
ORANGE PARK PEDIATRIC ASSOCIATES		1	5	83%	6
TEXAS MEDCLINIC			6	100%	6
COLLEGE POINT URGENT CARE		6			6
OAKMONTE VILLAGE		5	1	17%	6
PROHEALTH MED		1	5	83%	6
Signature healthcare of Jacksonville		4	2	33%	6
SOUTH CAROLINA DEPARTMENT OF HEALTH			6	100%	6
DOH JACKSONVILLE CENTRAL LABORATORY		3	3	50%	6
FLORIDA MEDICAL SPECIALISTS		2	4	67%	6
ARLINGTON OF NAPLES		6			6
IRL MARKET LAB			6	100%	6
WEST		3	3	50%	6
CARENOW URGENT CARE-SOUTHLAKE			6	100%	6
CARROLL GARDENS URGENT CARE		6			6
CAMPBELL URGENT CARE			6	100%	6
GENETIC TECHNOLOGICAL INNOVATIONS			6	100%	6
PENINSULA CARE AND REHABILITATION CENTER			6	100%	6
BOCA VIPEDIATRICS			6	100%	6
ENIGMA DIAGNOSTIC, INC.			6	100%	6
MAIMONIDES-SHALOM ACADEMY, INC		5	1	17%	6
MAINSTREET FAMILY CARE			6	100%	6

COVID-19: testing by laboratory

Data through Dec 8, 2020 verified as of Dec 9, 2020 at 10:25 AM

Data in this report are provisional and subject to change.

The numbers in the table below represent the number of Florida and non-Florida residents for whom test results were received by the Department of Health. A person can be tested by more than one laboratory and can have both positive and negative results. **Therefore, the sum of the numbers in each column will be larger than the total number of people tested.**

Reporting lab	Inconclusive	Negative	Positive	Percent positive	Total
INTERNAL MEDICINE SPECIALIST		5	1	17%	6
TEXAS DEPARTMENT OF STATE HEALTH SERVICES		2	4	67%	6
ADVENTHEALTH MEDICAL GROUP		6			6
ISLAND COAST PEDIATRICS IN-HOUSE LAB		6			6
PALM BEACH PEDIATRICS			6	100%	6
CRESTVIEW URGENT CARE			6	100%	6
CAPITAL HEALTH PLAN LABORATORIES			6	100%	6
ST LUKES ROOSEVELT LABORATORY		6			6
TIMBER CREEK PEDIATRICS		6			6
STUART REHABILITATION AND HEALTHCARE		2	4	67%	6
BAYCARE ALLIANT HOSPITAL			6	100%	6
THOMAS JEFFERSON UNIVERSITY HOSPITAL		4	2	33%	6
WILDLIGHT LAB			6	100%	6
PASSPORT HEALTH			6	100%	6
LUMADOC HEALTH		4	2	33%	6
SAINT PETER'S UNIVERSITY HOSPITAL		6			6
PENN MEDICINE PRINCETON MEDICAL CENTER		6			6
JESSIE TRICE COMMUNITY HEALTH SYSTEM, INC			6	100%	6
THE COLLIER AT NAPLES		6			6
CVS MINUTE CLINIC DIAGNOSTIC OF NORTH CAROL		6			6
LUXOR SCIENTIFIC LLC			6	100%	6
MINUTECLINIC DIAGNOSTIC OF HAWAII LLC		6			6
CAREWELL 301 - WARWICK			6	100%	6
ROYAL CARE OF AVON PARK		5	1	17%	6
PATHLINE			6	100%	6
SONORA QUEST LABORATORIES			6	100%	6
JACKSON CLINIC PA,THE		3	3	50%	6
PATHGROUP LABS, LLC		4	2	33%	6
CHILDRENS MEDICAL CENTER			6	100%	6
CVS PHARMACY #8800		5	1	17%	6
MINUTECLINIC, LLC, DBA MINUTECLINIC #2544		5	1	17%	6
PRIME CARE ONE LLC/HARBORCHASE OF VENICE			6	100%	6
FLORIDA WOMAN CARE LABORATORY			6	100%	6
WATAUGA MEDICAL CENTER		4	2	33%	6
UNILAB		2	4	67%	6
PUBLIC HEALTH LAB		6			6
MINUTECLINIC DIAGNOSTIC OF NORTH CAROLINA PC		6			6
PERSONAL PEDIATRICS PA		5	1	17%	6
DARDEN WELLNESS CENTER		5	1	17%	6
RIVERVIEW REGIONAL MEDICAL CENTER		6			6
Northwell Lab		2	4	67%	6
TENNESSEE DEPARTMENT OF HEALTH (TDH) - CENTRAL LABORATORY			6	100%	6
BETH ISRAEL DEACONESS MEDICAL CENTER			6	100%	6
ADVENTHEALTH EXPRESS CARE AT			6	100%	6
PALMETTO HEALTH ALLIANCE		3	3	50%	6
PALMS REHABILITATION AND HEALTHCARE CENTER		4	2	33%	6
BAYA URGENT CARE LLC		1	5	83%	6

COVID-19: testing by laboratory

Data through Dec 8, 2020 verified as of Dec 9, 2020 at 10:25 AM

Data in this report are provisional and subject to change.

The numbers in the table below represent the number of Florida and non-Florida residents for whom test results were received by the Department of Health. A person can be tested by more than one laboratory and can have both positive and negative results. **Therefore, the sum of the numbers in each column will be larger than the total number of people tested.**

Reporting lab	Inconclusive	Negative	Positive	Percent positive	Total
CVS MINUTE CLINIC, LLC		4	2	33%	6
LABCORP BURLINGTON			6	100%	6
TAMIAMI LAB MILLENIUM			6	100%	6
ETHOS LABORATORIES		6			6
BROOKDALE FORT MYERS CYPRESS LAKE		6			6
THE VILLAGES REGIONAL HOSPITAL FREESTANDING		3	3	50%	6
GRACE REHABILITATION CENTER OF VERO BEACH		4	2	33%	6
LAWTON CHILES HEALTH CENTER		1	5	83%	6
NORTHWEST FLORIDA ENT, PA		3	3	50%	6
AARK LABORATORY		6			6
COASTAL INTERNAL MEDICINE		6			6
JERSEY SHORE MEDICAL CENTER		6			6
EAR NOSE AND THROAT ASSOCIATES OF MANATEE, P.A.		6			6
NEW YORK PRESBYTERIAN - LOWER MANHATTAN		6			6
PROFESSIONAL PARK PEDIATRICS PA			6	100%	6
BROOKDALE PANAMA CITY		5	1	17%	6
PEDIATRICS OF ALTAMONTE		5			5
ALBIBI		1	4	80%	5
NORTHERN DUTCHESS HOSPITAL LABORATORY		5			5
XRL SXF REF LAB		5			5
PEDIATRICS OF CENTRAL FLORIDA – POINCIANA		3	2	40%	5
THE CLINIC PREMISE HEALTH			5	100%	5
CENTREX CLINICAL LABS INC		5			5
LAKEVIEW HEALTH CARE SYSTEMS		1	4	80%	5
VERMONT DEPARTMENT OF HEALTH		1	4	80%	5
BROOKDALE CLERMONT			5	100%	5
SOUTHWEST ORLANDO FAMILY MEDICINE, PL		2	3	60%	5
INTERNAL MEDICINE SPECIALISTS			5	100%	5
BAY STREET PHARMACY☐		5			5
OPTUM SILVER LAKES			5	100%	5
CVS MINUTE CLINIC DIAGNOSTIC MED GRP OF CA		5			5
MAXHEALTH		4	1	20%	5
CENTRA CARE POINCIANA			5	100%	5
MINUTECLINIC DIAGNOSTIC OF PA, LLC (1036)		4	1	20%	5
INDIAN RIVER PRIMARY CARE PA		5			5
TANNER MEDICAL CENTER EAST AL		5			5
BROOKDALE BRANDON		5			5
ST CHARLES HOSPITAL LABORATORY		5			5
NELSON BIOLOGICAL			5	100%	5
MCW MENTAL HEALTH LLC		5			5
OCALA OAKS REHABILITATION CENTER		4	1	20%	5
BAPTIST HEALTH - TOWN CENTER			5	100%	5
NORTH FLORIDA MEDICAL CENTER		5			5
NIGHT OWL PEDIATRICS URGENT CARE			5	100%	5
AEL KNOXVILLE			5	100%	5
MAIMONIDES MEDICAL CENTER		4	1	20%	5
MOUNT SINAI BROOKLYN LABORATORY		4	1	20%	5

COVID-19: testing by laboratory

Data through Dec 8, 2020 verified as of Dec 9, 2020 at 10:25 AM

Data in this report are provisional and subject to change.

The numbers in the table below represent the number of Florida and non-Florida residents for whom test results were received by the Department of Health. A person can be tested by more than one laboratory and can have both positive and negative results. **Therefore, the sum of the numbers in each column will be larger than the total number of people tested.**

Reporting lab	Inconclusive	Negative	Positive	Percent positive	Total
CORNERSTONE MEDICAL CARE OF BRANDON PL		5			5
MARTHA'S HOUSE & ASSISTED LIVING FACILITY		5			5
Surrey Place Healthcare and Rehabilitation		5			5
HEALTHPARK MEDICAL CENTER ABG LAB		5			5
BROWARD COUNTY HEALTH DEPT.			5	100%	5
FLORIDA ATLANTIC UNIVERSITY STUDENT HEALTH			5	100%	5
RIVER CITY PRIMARY AND URGENT CARE			5	100%	5
OMNICARE PHARMACY OFTEXAS 1, LP DBA OMNICARE		5			5
COMMUNITY HEALTH OF SOUTH FLORIDA			5	100%	5
BEACON AT GULF BREEZE, THE		5			5
BREVARD HEALTH ALLIANCE INC, THE			5	100%	5
NORTHPORT MEDICAL CENTER LAB		5			5
CLEARWATER PEDIATRIC CARE		1	4	80%	5
FREEDOM SQUARE NURSING CENTER			5	100%	5
LORI MCAULIFFE MD PA			5	100%	5
ST JOSEPH WOMENS HOSPITAL			5	100%	5
UNIVERSITY OF CHICAGO MEDICAL CENTER LAB			5	100%	5
FLORIDA DEPARTMENT OF HEALTH - INVERNESS		3	2	40%	5
CHILDREN'S HEALTHCARE OF ATLANTA/EGLESTON		5			5
MID FLORIDA PATHOLOGY LLC		5			5
DOCS URGENT CARE		1	4	80%	5
ORMOND MEDICAL ARTS		3	2	40%	5
MISSOURI DEPARTMENT OF HEALTH AND SENIOR SERVICES			5	100%	5
WELLMED AT LAKE COPELAND		2	3	60%	5
MEDEXPRESS URGENT CARE - BENTON HARBOR		5			5
JOE DIMAGGIO CHILDREN'S HOSPITAL		1	4	80%	5
NEW HAMPSHIRE DEPARTMENT OF HEALTH AND HUMAN SERVICES		3	2	40%	5
UPMC HEALTH SYSTEM		4	1	20%	5
GULF COAST VETERANS HCS PANAMA CITY OPC		5			5
COMMUNITY MEDICAL CARE CENTER INC			5	100%	5
BAYSHORE LABORATORY		4	1	20%	5
ST JOHNS BIOMEDICAL LAB		5			5
Salerno Bay Health & Rehabilitation Center		5			5
KINDRED HOSPITAL NORTH FLORIDA		3	2	40%	5
BAYLOR GENETICS		4	1	20%	5
LAKE NONA PEDIATRICS IN ASSOCIATION WITH NEMOURS		5			5
WADSWORTH CENTER - DAVID AXELROD INSTITUTE		5			5
UT SOUTHWESTERN MEDICAL CENTER			5	100%	5
MANATEE COUNTY JAIL		4	1	20%	5
MEDEXPRESS URGENT CARE - BLOOMINGTON		5			5
BEACH HOUSE		5			5
CONCENTRA			5	100%	5
GOOD SAMARITAN SOCIETY OF DAYTONA		5			5
THE UNIVERSITY OF VERMONT MEDICAL CENTER		4	1	20%	5
MINUTECLINIC MINUTECLINIC #8746		5			5
EXPRESS DOCS LLC			5	100%	5
BETHESDA COMMUNITY HEALTH CENTER			5	100%	5

COVID-19: testing by laboratory

Data through Dec 8, 2020 verified as of Dec 9, 2020 at 10:25 AM

Data in this report are provisional and subject to change.

The numbers in the table below represent the number of Florida and non-Florida residents for whom test results were received by the Department of Health. A person can be tested by more than one laboratory and can have both positive and negative results. **Therefore, the sum of the numbers in each column will be larger than the total number of people tested.**

Reporting lab	Inconclusive	Negative	Positive	Percent positive	Total
ELLIS HOSPITAL LABORATORY		5			5
EXPRESS FAMILY CARE LLC			5	100%	5
GUTHRIE MEDICAL GROUP LABORATORIES		5			5
MC DIAGNOSTIC OF CONNECTICUT, PC #1960		5			5
CLEVELAND TENNESSEE HOSPITAL COMPANY		5			5
MERCY COLLEGE HEALTH OFFICE		5			5
CHILDREN'S HOSPITAL OF PHILADELPHIA		5			5
CRESTWOOD MEDICAL CENTER		4	1	20%	5
DEBARY HEALTH AND REHABILITATION CENTER		5			5
MINIMALLY INVASIVE VASCULAR INC		5			5
VASCONCELLO COHEN MD PA		4	1	20%	5
PEDIATRIC HEALTH CARE ALLIANCE, PA			5	100%	5
OCOEE PEDIATRICS		4	1	20%	5
Army Residence Community		5			5
IU HEALTH PATHOLOGY			5	100%	5
PRECISION LABS LLC		2	3	60%	5
MONTEFIORE MEDICAL CENTER LABORATORIES - WEILER		4	1	20%	5
MONTEFIORE MEDICAL CENTER LABORATORIES - NORTH		5			5
COOPER HOSPITAL/UNIVERSITY MEDICAL		5			5
INN AT ASTON GARDENS AT PELICAN POINTE,THE		5			5
PARAMOUNT WALK-IN CLINIC		1	4	80%	5
PRECISION DIAGNOSTICS INC - NJ		5			5
MINUTECLINIC DIAGNOSTIC OF PENNSYLVANIA, LLD #1545		5			5
GLEN FALLS HOSPITAL DEPARTMENT OF PATHOLOGY		5			5
PEDIATRIC URGENT HEALTH CARE			5	100%	5
ARCPOINT LABS OF ST PETERSBURG		1	4	80%	5
RADIOLOGY ASSOCIATES OF VENICE AND ENGLEWOOD		5			5
FINLAY		1	4	80%	5
WEST PACIFIC MEDICAL LABORATORY			5	100%	5
FRANCES WARDE MEDICAL LABORATORY		2	3	60%	5
FLORIDA HOSPITAL LAKE MARY		5			5
MANATEE PEDIATRICS			5	100%	5
FLORIDA ATLANTIC UNIVERSITY		4	1	20%	5
ST VINCENT'S CHILTON		4	1	20%	5
BERNHARDT LABORATORIES		3	2	40%	5
WAKEMED		1	4	80%	5
FLORIDA HOSPITAL APOPKA		4	1	20%	5
NEMOURS CHILDREN'S PRIMARY CARE VERO BEACH			5	100%	5
DEPARTMENT OF HEALTH AND HUMAN SERVICES LANSING			5	100%	5
URGENT CARE OF LONGWOOD			5	100%	5
WOODHULL MEDICAL AND MENTAL HEALTH CTR		5			5
AZALEA HEALTH		2	3	60%	5
BIOTECH			5	100%	5
CLEVELAND CLINIC MARTIN HEALTH NURSING & RESTORATIVE		5			5
NORTH FLORIDA PEDIATRICS JASPER			5	100%	5
MEDICAL CENTER OF BLOUNTSTOWN			5	100%	5
Wesley Place on Honeysuckle		5			5

COVID-19: testing by laboratory

Data through Dec 8, 2020 verified as of Dec 9, 2020 at 10:25 AM

Data in this report are provisional and subject to change.

The numbers in the table below represent the number of Florida and non-Florida residents for whom test results were received by the Department of Health. A person can be tested by more than one laboratory and can have both positive and negative results. **Therefore, the sum of the numbers in each column will be larger than the total number of people tested.**

Reporting lab	Inconclusive	Negative	Positive	Percent positive	Total
FOUNTAINS OF HOPE LLC, THE		5			5
HILLSBOROUGH COUNTY HEALTH DEPARTMENT			5	100%	5
MARSHALL MEDICAL CENTER SOUTH LAB		3	1	25%	4
CAREWELL 202			4	100%	4
SONATA DELRAY BEACH		3	1	25%	4
TREASURE COAST MEDICAL ASSOCIATES INC			4	100%	4
SARASOTA - ROBERT L TAYLOR COMMUNITY CENTER□			4	100%	4
UNIVERSITY OF MIAMI MILLER SCHOOL OF MEDICINE			4	100%	4
AHEC CLINIC		1	3	75%	4
WALTON PLACE		4			4
FLORIDA CANCER SPECIALISTS AND RESEARCH		2	2	50%	4
FHMG_FM AND IM AVALON PARK		1	3	75%	4
MEDICAL CENTER AT OCEAN REEF		1	3	75%	4
OSPREY LODGE		4			4
HELIX KH UC			4	100%	4
HOLIDAY MEDICAL ASSOCIATES		1	3	75%	4
COPELAND MEDICAL CLINIC		3	1	25%	4
SHARP MEMORIAL HOSPITAL MICROBIOLOGY DEPT			4	100%	4
DAVITA DIALYSIS		4			4
ENGLEWOOD HOSPITAL AND MEDICAL CENTER		1	3	75%	4
CAPE CORAL URGENT CARE		2	2	50%	4
MIAMI COMPREHENSIVE MEDICINE GROUP PA		4			4
SOUTHWESTERN REGIONAL MEDICAL CENTER - TULSA		4			4
URGENT TEAM - MUSCLE SHOALS		4			4
OMNICARE PHARMACY OF TEXAS 1		4			4
MIRIMUS INC		1	3	75%	4
BARBARA O'REILLY MD PA		4			4
JOSEF SCHENKER MD PC		4			4
FLORIDA HEART AND VASCULAR			4	100%	4
REHABILITATION CENTER OF WINTER PARK,THE			4	100%	4
FHCP – ORMOND BEACH			4	100%	4
REDMED OF CROSSTOWN		1	3	75%	4
KANSAS DEPARTMENT OF HEALTH		2	2	50%	4
ADIRONDACK MEDICAL CENTER		4			4
PANCARE HEALTH YOUNGSTOWN			4	100%	4
UF HEALTH			4	100%	4
PRIMECARE		2	2	50%	4
PREMIER MEDICAL ASSOCIATES		4			4
SIGNATURE CARE EMERGENCY CENTER		2	2	50%	4
CARLOS PORTU MD, PLLC			4	100%	4
JACKSON COUNTY HEALTH DEPARTMENT			4	100%	4
PERDIDO URGENT CARE			4	100%	4
CAPE COD HOSPITAL			4	100%	4
PENNSYLVANIA DEPARTMENT OF HEALTH BUREAU OF LABORATORIES			4	100%	4
MIAMI CANCER INSTITUTE			4	100%	4
FISHERMEN'S HOSPITAL			4	100%	4
GEORGE SAFRAN MD PC		4			4

COVID-19: testing by laboratory

Data through Dec 8, 2020 verified as of Dec 9, 2020 at 10:25 AM

Data in this report are provisional and subject to change.

The numbers in the table below represent the number of Florida and non-Florida residents for whom test results were received by the Department of Health. A person can be tested by more than one laboratory and can have both positive and negative results. **Therefore, the sum of the numbers in each column will be larger than the total number of people tested.**

Reporting lab	Inconclusive	Negative	Positive	Percent positive	Total
ASSISTED LIVING OF BROWARD		4			4
YAZJI PEDIATRIC CARE LLC DBA TUKA PEDIATRICS			4	100%	4
EL PARAISO HOME INC		4			4
DESOTO HEALTH AND REHAB LLC		2	2	50%	4
GENEVA GENERAL HOSPITAL LABORATORY		3	1	25%	4
COMPUNET CLINICAL LAB			4	100%	4
PASSPORT HEALTH OF TAMPA BAY		4			4
PANCARE HEALTH - BONIFAY K-8			4	100%	4
PHYSICIANS IMMEDIATE CARE AURORA			4	100%	4
MINUTECLINIC, LLC #03965		4			4
FIFTH AVENUE PEDIATRICS		3	1	25%	4
DOTHAN PEDIATRIC CLINIC			4	100%	4
MULBERRY CARE CENTER		1	3	75%	4
CARENOW URGENT CARE-GREEN HILLS		4			4
UHEALTH UNIVERSITY OF MIAMI			4	100%	4
ACCESS PHARMACY		4			4
NEWPATH DIAGNOSTICS		4			4
GRAND VILLA OF CLEARWATER		4			4
MD ANDERSON			4	100%	4
CVS MINUTE CLINIC DIAGNOSTIC OF TEXAS, LLC		4			4
INFECTION CONTROL/ EMPHEALTH		3	1	25%	4
DIAGNOSTECHS		4			4
SOUTHEASTERN REGIONAL MEDICAL CENTER			4	100%	4
OPTUMCARE FLORIDA LLC		1	3	75%	4
BAPTIST PRIMARY BLACK CREEK SOUTH			4	100%	4
FCHC (OB)-DARWIN SQUARE CTR.			4	100%	4
Millennium Nursing & Rehab Center		4			4
VITAL CARE URGENT CARE			4	100%	4
DYNACARE LABORATORIES			4	100%	4
MEMORIAL HEALTH CARE SYSTEMS			4	100%	4
MARION PEDIATRICS PA		4			4
The Care Center at Pinellas Park		4			4
COLUMBIA MEMORIAL HOSPITAL LABORATORY		4			4
CONCENTRA URGENT CARE		1	3	75%	4
COVENIENT CARE MEDICAL CLINIC			4	100%	4
ELTINGVILLE CIRCLE URGENT CARE		4			4
ELITE MEDICAL CENTER			4	100%	4
OKLAHOMA STATE UNIVERSITY DIAGNOSTIC LAB			4	100%	4
STEWART MELBOURNE HOSPITAL			4	100%	4
LEMOYNE COLLEGE WELLNESS CENTER FOR		4			4
ADVENTHEALTH EXPRESS CARE AT WALGREENS 49TH STREET			4	100%	4
COLLIER HMA PHYSICIAN MANAGEMENT, LLC			4	100%	4
BENEVA LAKES HEALTHCARE & REHAB CENTER			4	100%	4
LABS PLUS LLC		4			4
BAYCARE MEDICAL GROUP INC			4	100%	4
GNT ASSOCIATES		3	1	25%	4
GRAND VILLA OF ALTAMONTE SPRINGS			4	100%	4

COVID-19: testing by laboratory

Data through Dec 8, 2020 verified as of Dec 9, 2020 at 10:25 AM

Data in this report are provisional and subject to change.

The numbers in the table below represent the number of Florida and non-Florida residents for whom test results were received by the Department of Health. A person can be tested by more than one laboratory and can have both positive and negative results. **Therefore, the sum of the numbers in each column will be larger than the total number of people tested.**

Reporting lab	Inconclusive	Negative	Positive	Percent positive	Total
UW MEDICINE VIROLOGY LAB			4	100%	4
PM PEDIATRICS OF SELDEN		3	1	25%	4
CITYMD		1	3	75%	4
MEDEXPRESS URGENT CARE - CULPEPER		4			4
CITRUS COUNTY HEALTH DEPARTMENT		3	1	25%	4
KETTERING HEALTH			4	100%	4
ORCHID COVE		2	2	50%	4
DEPARTMENT OF HEALTH AND HUMAN SERVICES STATE OF NEW HAMPSHIRE			4	100%	4
FAMILY MEDICAL CARE OF PALM BEACH			4	100%	4
CELAL GUROL ERBAY, MD			4	100%	4
Sunset Lake Health and Rehabilitation Center		4			4
AHC Decatur County		4			4
WATERTOWN URGENT CARE PLLC		4			4
AVOW HOSPICE INC		4			4
MINUTECLINIC, LLC, DBA MINUTECLINIC #6106		3	1	25%	4
NCHD		1	3	75%	4
SONIC REFERENCE LABORATORY			4	100%	4
MICHELLE S PAGE MD PA		4			4
Westminster Manor		3	1	25%	4
LEON MEDICAL CENTERS, LLC			4	100%	4
EAST BANK HOSPITAL - UNIVERSITY OF MINNESOTA MEDICAL CENTER			4	100%	4
Walker BaptistMedCtr		3	1	25%	4
FAMILY MEDICINE OF WESTON LLC			4	100%	4
NOVARI CARE LLC		3	1	25%	4
MCR HEALTH LAWTON CHILES ADMINISTRATION STE A		1	3	75%	4
COASTAL FAMILY PRACTICE		2	2	50%	4
INSPIRED LIVING AT PALM BAY		4			4
GREENVILLE MEMORIAL HOSPITAL LAB			4	100%	4
PANCARE HEALTH - VERNON ELEMENTARY			4	100%	4
SIGNATURE CARE MONTROSE		2	2	50%	4
MEADOWCREST FAMILY PHYSICIANS PA			4	100%	4
L3HARRIS FAMILY MEDICAL CENTER			4	100%	4
LIFE'S SPECIAL MOMENTS INC		4			4
MED LABS DIAGNOSTICS		3	1	25%	4
PEACEHEALTH LABORATORIES		3	1	25%	4
PALM BEACH CANCER INSTITUTE			4	100%	4
UNION CITY MANOR NURSING CENTER		4			4
DTR LABS		3	1	25%	4
LABCORP UNSPECIFIED		4			4
ADVENT HEALTH - TUSKAWILLA		4			4
GENUS DIAGNOSTICS			4	100%	4
LONG ISLAND JEWISH FOREST HILLS HOSPITAL		4			4
OSWEGO HOSPITAL LABORATORY		4			4
WALK IN URGENT CARE			4	100%	4
CHILDREN'S MEDICAL GROUP		4			4
WASHINGTON COUNTY HEALTH DEPARTMENT		2	2	50%	4
APEX HOME HEALTH CARE		4			4

COVID-19: testing by laboratory

Data through Dec 8, 2020 verified as of Dec 9, 2020 at 10:25 AM

Data in this report are provisional and subject to change.

The numbers in the table below represent the number of Florida and non-Florida residents for whom test results were received by the Department of Health. A person can be tested by more than one laboratory and can have both positive and negative results. **Therefore, the sum of the numbers in each column will be larger than the total number of people tested.**

Reporting lab	Inconclusive	Negative	Positive	Percent positive	Total
RUSH UNIVERSITY MEDICAL CENTER LABORATORY			4	100%	4
M&V SAN JOSE MEDICAL CENTER			4	100%	4
West Gate Village, LLC		4			4
FLORIDA MEDICAL CLINIC - MULTI SPECIALTY CAMPUS		1	3	75%	4
PALM HARBOR DERMATOLOGY		4			4
WYOMING PUBLIC HEALTH LAB			4	100%	4
CELERION			4	100%	4
CARL R DARNALL ARMY MEDICAL CENTER			4	100%	4
PEDIATRIC HEALTHCARE ALLIANCE			4	100%	4
WESTMINSTER SHORES			4	100%	4
EXPRESS TESTING-ONE			4	100%	4
SOUTHEASTERN PEDIATRIC ASSOCIATES			4	100%	4
TRIDENT BIOMETRICS		3	1	25%	4
FLORIDA HOSPITAL ALTAMONTE		2	2	50%	4
NOVANT HEALTH UVA		1	3	75%	4
CVS MINUTE CLINIC DIAGNOSTIC OF TEXAS,LLC		3	1	25%	4
CVS HEALTH, #3396		4			4
HAWKINS FAMILY MEDICINE LLC		3	1	25%	4
CAPTAIN JAMES A. LOVELL FEDERAL HEALTHCARE CENTER			4	100%	4
BAYLOR ESOTERIC AND MOLECULAR LAB			4	100%	4
LANE PEDIATRICS PA			4	100%	4
NAVARRE GARDENS		4			4
PANCARE HEALTH - WEWA ELEMENTARY			4	100%	4
HEALTHY MINORS PEDIATRIC URGENT CARE		4			4
SUPERIOR RESIDENCES AT CALA HILLS		4			4
CARENOW URGENT CARE - WINTER SPRINGS		3	1	25%	4
SANFORD SOUTH UNIVERSITY		4			4
PACIFICA SENIOR LIVING OCALA		4			4
ACCENT PHYSICIAN SPECIALISTS PA		4			4
CHAMPLAIN VALLEY PHYSICIANS HOSPITAL		3	1	25%	4
EGL GENETICS DIAGNOSTICS			4	100%	4
BIOTEST PLASMA CENTER		4			4
PLANT CITY PEDIATRICS		4			4
FORT HAMILTON URGENT CARE		4			4
The Ponce Therapy Care Center		4			4
PALM BEACH COUNTY HEALTH DEPARTMENT LABORATORY			4	100%	4
FOUNTAINVIEW BY FIVE STAR QUALITY CARE		4			4
BOND AND STEELE CLINIC, PA		3	1	25%	4
ATMORE NURSING CENTER		3	1	25%	4
THE DOCTORS CENTER HEALTHCARE-SOUTHSIDE		1	3	75%	4
MARION AND BERNARD L SAMSON NURSING CENTER			4	100%	4
ADVENT HEALTH CENTRA CARE - ORANGE LAKE		1	3	75%	4
CARE HERE			4	100%	4
INTERMARKET FACILITY			4	100%	4
ADVENT HEALTH - DELTONA ER		1	3	75%	4
BAPTIST OUTPATIENT SERVICES			3	100%	3
Bardmoor Oaks Healthcare and Rehabilitation Center		3			3

COVID-19: testing by laboratory

Data through Dec 8, 2020 verified as of Dec 9, 2020 at 10:25 AM

Data in this report are provisional and subject to change.

The numbers in the table below represent the number of Florida and non-Florida residents for whom test results were received by the Department of Health. A person can be tested by more than one laboratory and can have both positive and negative results. **Therefore, the sum of the numbers in each column will be larger than the total number of people tested.**

Reporting lab	Inconclusive	Negative	Positive	Percent positive	Total
SSM HEALTH ST LOUIS MICROBIOLOGY LABORATORY		1	2	67%	3
DEACONESS HOSPITAL			3	100%	3
MUNSON MEDICAL CENTER			3	100%	3
KENILWORTH CARE & REHABILITATION CENTER			3	100%	3
NORTH SHORE HOSP. INFECTION CONTROL			3	100%	3
SANDGATE GARDENS REHAB & NURSING CENTER		2	1	33%	3
XPRESS URGENT CARE LLC		3			3
MINUTECLINIC, LLC #05038		3			3
PATHOLOGY REFERENCE LAB LLC			3	100%	3
Bainbridge Health and Rehab		3			3
NYC PUBLIC HEALTH LABS			3	100%	3
CTRS			3	100%	3
Sunrise Health and Rehabilitation Center			3	100%	3
WESLEY CHAPEL INTERNAL MEDICINE AND PEDIATRICS			3	100%	3
PM PEDIATRICS OF SELDEN PLLC		3			3
FLORIDA CLINICAL LABORATORY - BIOREFERENCE LABORATORIES		2	1	33%	3
BAPTIST PRIMARY CARE, INC.		2	1	33%	3
RHEA MEDICAL CENTER		3			3
PUTNAM HOSPITAL CENTER LABORATORY		3			3
MEDFUSION		2	1	33%	3
ONSLOW MEMORIAL HOSPITAL LABORATORY		3			3
BEEBE MEDICAL CENTER LABORATORY		3			3
GARDENS HEALTH NH LLC		3			3
THONOTOSASSA COMMUNITY HEALTH CENTER			3	100%	3
NORTH BROWARD HOSPITAL DISTRICT HEALTHCARE FOR THE HOMELESS			3	100%	3
SPRING LAKE REHABILITATION CENTER			3	100%	3
UNC HOSPITAL/MCLENDON CLINICAL LABORATORIES			3	100%	3
SJH			3	100%	3
SOFTLAB			3	100%	3
CITIZENS BAPTIST MEDICAL CENTERS LAB		3			3
FAMILY CARE			3	100%	3
GREATER MOBILE URGENT CARE – SPRINGHILL			3	100%	3
RED MOUNTAIN DIAGNOSTICS		3			3
SANFORD MOBILE LAB			3	100%	3
BETTERMED URGENT CARE			3	100%	3
BOROPARK URGENT CARE		3			3
CONSULATE HEATH CARE AT WEST ALTAMONTE			3	100%	3
OKLAHOMA STATE DEPARTMENT OF HEALTH-PUBLIC HEALTH LABORATORY			3	100%	3
HELIX MEDICAL CENTERS		1	2	67%	3
PRORENATA LABS		1	2	67%	3
PARRISH MEDICAL CENTER-WAIVED TESTING		3			3
MEDIC INFUSION PA		3			3
NORTHERN LIGHT LABORATORY		1	2	67%	3
CARESPOT-WELLINGTON			3	100%	3
SENTARA NORFOLK GENERAL HOSPITAL CENTRAL LAB			3	100%	3
JOSEF SCHENKER MD PC DBA CENTERS URGENT		2	1	33%	3
FAMILY MEDICINE AT WATERMAN		3			3

COVID-19: testing by laboratory

Data through Dec 8, 2020 verified as of Dec 9, 2020 at 10:25 AM

Data in this report are provisional and subject to change.

The numbers in the table below represent the number of Florida and non-Florida residents for whom test results were received by the Department of Health. A person can be tested by more than one laboratory and can have both positive and negative results. **Therefore, the sum of the numbers in each column will be larger than the total number of people tested.**

Reporting lab	Inconclusive	Negative	Positive	Percent positive	Total
TAMPA		1	2	67%	3
MEDEXPRESS URGENT CARE - SEMINOLE SQUA		3			3
CGH MEDICAL CENTER			3	100%	3
ARDEN COURTS OF TAMPA□		3			3
SCIENTIFIC LABORATORY DIVISION			3	100%	3
SEMINOLE FAMILY HEALTH CENTER		3			3
PRISMA HEALTH MIDLANDS			3	100%	3
VIBRANT AMERICA		3			3
MINUTECLINIC DIAGNOSTIC OF NORTH CAROLINA, PC		2	1	33%	3
DEPARTMENT OF PATHOLOGY ROME MEMORIAL		3			3
NIGHT LITE PEDIATRICS CENTER		1	2	67%	3
CORTLAND REGIONAL MEDICAL CENTER		3			3
REELFOOT FAMILY WALK IN CLINIC		2	1	33%	3
PRIMARY CARE MEDICINE		2	1	33%	3
BRADENTON PHYSICIAN MEDICAL CENTER			3	100%	3
LCS SANDHILL COVE LLC DBA		3			3
ST VINCENT'S ST CLAIR		2	1	33%	3
MONTANA PUBLIC HEALTH LAB			3	100%	3
Nashville Central Laboratory		3			3
SOUTHERN OCEAN MEDICAL CENTER		3			3
TRUE HEALTH – LAKE UNDERHILL		3			3
FLORIDA CANCER SPECIALISTS & RESEARCH INSTITUTE		2	1	33%	3
LOYOLA UNIVERSITY MEDICAL CENTER LABORATORY			3	100%	3
EXETER HOSPITAL		3			3
FAMILY MEDICINE AT HUNTERS CREEK		3			3
CORTLAND COUNTY HEALTH DEPARTMENT		3			3
ILLINOIS DEPARTMENT OF PUBLIC HEALTH			3	100%	3
SEA LEVEL LABS			3	100%	3
COMMUNITY MEDICAL AND DENTAL CARE INC		3			3
ABSOLUTE HEALTH		3			3
IGENEX INC		3			3
HIALEAH SHORES NURSING AND		2	1	33%	3
ADRIANA M CASTRO MD PA		3			3
MARSHFIELD LABORATORIES			3	100%	3
MADISON COUNTY HEALTH DEPARTMENT		3			3
HELIX LW UC		1	2	67%	3
ORLANDO FAMILY MEDICAL INC		3			3
ADVENT HEALTH - TIMBERRIDGE ER		2	1	33%	3
FLORENCE - HUNTSVILLE HOSPITAL URGENT CARE		2	1	33%	3
PM PEDIATRICS OF BAYSIDE PLLC		3			3
PEDIATRICS BY THE SEA JOG RD OFFICE			3	100%	3
ENTRUST IMMEDIATE CARE			3	100%	3
US SPECIALTY LABS			3	100%	3
FLORIDA MENTOR-POINT WEST CLUSTER		3			3
TNC WALK IN CLINIC		1	2	67%	3
WINDSOR OF LAKEWOOD RANCH,THE		3			3
VAIL VALLEY MEDICAL CENTER			3	100%	3

COVID-19: testing by laboratory

Data through Dec 8, 2020 verified as of Dec 9, 2020 at 10:25 AM

Data in this report are provisional and subject to change.

The numbers in the table below represent the number of Florida and non-Florida residents for whom test results were received by the Department of Health. A person can be tested by more than one laboratory and can have both positive and negative results. **Therefore, the sum of the numbers in each column will be larger than the total number of people tested.**

Reporting lab	Inconclusive	Negative	Positive	Percent positive	Total
HOSPICE OF THE TREASURE COAST		2	1	33%	3
LIGHTHOUSE PEDIATRICS OF NAPLES		2	1	33%	3
LEWIS COUNTY MANOR		3			3
VELOCITY CARE			3	100%	3
ADVENTHEALTH NEW SMYRNA BEACH COMMUNITY HEALTH			3	100%	3
MARION COUNTY FIRE RESCUE		3			3
VIRGINIA DIVISION OF CONSOLIDATED LABORATORIES			3	100%	3
MPG JACKSONVILLE ATLANTIC BLVD		1	2	67%	3
PATIENT FIRST - ALLENTOWN			3	100%	3
TERENCE B MITCHELL MD, INC			3	100%	3
ST LUKES HOSPITAL LABORATORY		2	1	33%	3
MIDDLETOWN MEDICAL P C			3	100%	3
IOWA DEPARTMENT OF PUBLIC HEALTH			3	100%	3
PPD - IXLAYER		3			3
KEY WEST URGENT CARE, INC		3			3
NEWSTAR MEDICAL LABORATORIES		3			3
MONTANA DEPARTMENT OF PUBLIC HEALTH & HUMAN SERVICES			3	100%	3
BRENTWOOD SENIOR LIVING AT ST PETE			3	100%	3
ADVENT HEALTH - WESTCHASE ER			3	100%	3
BELLIN HEALTH LAB		1	2	67%	3
FLORIDA LABORATORY ANALYSIS, LLC			3	100%	3
NORTH BEACH REHABILITATION CENTER		2	1	33%	3
CVS MINUTE CLINIC, LLC #22		2	1	33%	3
EAST HILL MEDICAL GROUP		2	1	33%	3
NCHMD INC			3	100%	3
GRACE WELLNESS CENTER		2	1	33%	3
WATSON THERAPEUTICS INC			3	100%	3
JOHN T MATHER MEMORIAL HOSPITAL LABORATORY		3			3
URGENT CARE AT LONGWOOD			3	100%	3
BAY BREEZE HEALTH AND REHABILITATION CENTER		3			3
TENDER CARE ALF		3			3
NOVADX		2	1	33%	3
WATSON THERAPEUTICS		1	2	67%	3
PALMS WEST HOSPITAL			3	100%	3
MENTAL HEALTH CARE INC		2	1	33%	3
LA MER NH LLC			3	100%	3
MID FLORIDA CLINICAL LABORATORY		2	1	33%	3
MIZELL MEMORIAL HOSPITAL			3	100%	3
PHYSICIANS IMMEDIATE CARE ELGIN			3	100%	3
TERRACE OF ST CLOUD, THE		2	1	33%	3
SUNSHINE ASSISTED LIVING		3			3
VIDANT MEDICAL CENTER			3	100%	3
Fouraker Hills Rehab and Nursing			3	100%	3
MARYLAND STATE DEPT OF HEALTH	2		1	33%	3
LAHEY CLINIC MEDICAL CENTER			3	100%	3
TIFTON CARECONNECT URGENT CARE			3	100%	3
TARRANT COUNTY PUBLIC HEALTH		3			3

COVID-19: testing by laboratory

Data through Dec 8, 2020 verified as of Dec 9, 2020 at 10:25 AM

Data in this report are provisional and subject to change.

The numbers in the table below represent the number of Florida and non-Florida residents for whom test results were received by the Department of Health. A person can be tested by more than one laboratory and can have both positive and negative results. **Therefore, the sum of the numbers in each column will be larger than the total number of people tested.**

Reporting lab	Inconclusive	Negative	Positive	Percent positive	Total
BLOCK NATION CHASE		3			3
CAMPAZZI CONCIERGE MEDICAL SERVICES		2	1	33%	3
URGENT CARE - OCONEE		2	1	33%	3
ALLIANCE LABS @LRMC			3	100%	3
COVENANT PEDIATRICS		1	2	67%	3
PR HEALTH			3	100%	3
MEDEXPRESS URGENT CARE - MONROE		3			3
SENIOR HOME CARE INC		3			3
ADVENTHEALTH MEDICAL GROUP PEDIATRICS AT		2	1	33%	3
DANIEL M LIBBY MD PLLC		3			3
ASHTON PLACE		3			3
WEST COAST FAMILY MEDICAL CARE			3	100%	3
ST MARK VILLAGE			3	100%	3
INTERNAL MEDICINE LIPID AND WELNNESS PRACTICE			3	100%	3
CALHOUN COUNTY HEALTH DEPT		2	1	33%	3
FLORIDA HEALTH CARE PLANS STIRLING CENTER			3	100%	3
YORK HOSPITAL - LABORATORY			3	100%	3
ERIE COUNTY PUBLIC HEALTH CLINICAL		3			3
QUATRACOR PLLC		3			3
TARPON SPRINGS PEDIATRICS, LLC			3	100%	3
BIRMINGHAM VAMC		1	2	67%	3
HILLVIEW LABORATORY			3	100%	3
VICAR'S LANDING NURSING HOME		2	1	33%	3
UNITY HEALTH AND REHABILITATION CENTER			3	100%	3
MINUTECLINIC DIAGNOSTIC OF TEXAS		3			3
ACCESS HEALTH CARE		2	1	33%	3
ANN STORCK CENTER INC		3			3
MANORCARE NURSING & REHABILITATION CENTER-NAPLES		3			3
BIG BEND HOSPICE INC		3			3
VILLAGES HEALTH, THE		3			3
ADVENTHEALTH MEDICAL GROUP PEDIATRIC & ADOLESCENT		3			3
OPENTRONS PRL		2	1	33%	3
NORTH SHORE HEMATOLOGY-ONCOLOGY ASSOCIATES, PC		3			3
MEDICAL UNIVERSITY SC HOSPITAL			3	100%	3
ADVENTIST HEALTH SYSTEM FLORIDA DEPT OF HEALTH		2	1	33%	3
VIERA PEDIATRICS			3	100%	3
PREMIER FAMILY AND SPORTS MEDICINE		2	1	33%	3
COURTYARD GARDENS OF JUPITER		3			3
FLORIDA DEPARTMENT OF HEALTH IN MIAMI DADE COUNTY		2	1	33%	3
BOLING, STEPHANIE		3			3
PALM BEACH CDH - DELRAY BEACH			3	100%	3
GARCIA MORALES NELSON			3	100%	3
ELITE PRIMARY CARE OF WAYCROSS			3	100%	3
State Lab Unspecifd			3	100%	3
URGENT DOC - URGENT CARE CLINIC			3	100%	3
CAREWELL URGENT CARE			3	100%	3
CONSOLIDATED LABORATORY SERVICES			3	100%	3

COVID-19: testing by laboratory

Data through Dec 8, 2020 verified as of Dec 9, 2020 at 10:25 AM

Data in this report are provisional and subject to change.

The numbers in the table below represent the number of Florida and non-Florida residents for whom test results were received by the Department of Health. A person can be tested by more than one laboratory and can have both positive and negative results. **Therefore, the sum of the numbers in each column will be larger than the total number of people tested.**

Reporting lab	Inconclusive	Negative	Positive	Percent positive	Total
ST BARNABAS HOSPITAL		3			3
LAFAYETTE NURSING AND REHAB			3	100%	3
AVANTE INVERNESS		1	2	67%	3
GREENLEAF ALF		3			3
RELIANT ACUTE CARE			3	100%	3
MD NOW URGENT CARE - DELRAY WEST			3	100%	3
ACE BIOMEDICAL LABS LLC			3	100%	3
WEISS PEDIATRIC CARE LLC		3			3
FLORIDA ENDOSCOPY & SURGERU CTR LLC		3			3
SONATA BOYNTON BEACH		2	1	33%	3
WINDER NURSING INC DBA WINDER HEALTH CARE		3			3
MINUTECLINIC DIAGNOSTIC OF NEW JERSEY, LLC # 7069		3			3
HEALTHCARE NETWORK OF SOUTHWEST FLORIDA			3	100%	3
ORLANDO REGIONAL HEALTH SERVICES		1	2	67%	3
UTAH DEPARTMENT OF HEALTH			3	100%	3
WILLIAM A HINTON STATE LABORATORY INSTITUTE		1	2	67%	3
GONZALEZ MD AND ASWAD MD HEALTH SERVICES			3	100%	3
UNIVERSITY OF MICHIGAN		2	1	33%	3
PBC PREMIER FAMILY HEALTH			3	100%	3
KISSIMMEE URGENT CARE		3			3
MOULTRIE CREEK NURSING AND REHAB			3	100%	3
BARONESS ERLANGER HOSPITAL		3			3
SIGNATURE CARE PFLUGERVILLE			3	100%	3
LEE MEMORIAL HEALTH SYSTEM		2	1	33%	3
ESTATES MEDICAL CENTER INC			3	100%	3
AVANTE AT MT DORA		1	2	67%	3
DACH MAIN LAB			3	100%	3
NOVANT HEALTH PRESBYTERIAN		2	1	33%	3
MEDICAL CENTER ENTERPRISE			3	100%	3
LEXINGTON MEDICAL CENTER		1	2	67%	3
BENSONHURST URGENT CARE		3			3
CARE ONE PRIMARY CARE			3	100%	3
BAPTIST HEALTH MEDICAL CENTER			3	100%	3
ASSOCIATES MD CYPRESS CREEK			3	100%	3
PINELLAS PARK HEALTH CENTER - PINELLAS CHD		1	2	67%	3
LAKELAND HILLS CENTER		1	2	67%	3
KINDRED HOSPITAL CENTRAL TAMPA BLOOD GAS		3			3
MINUTECLINIC DIAGNOSTIC OF NORTH CAROL		2	1	33%	3
BOCA BIOLISTICS LLC			3	100%	3
INDIANA STATE DEPARTMENT OF HEALTH		1	2	67%	3
UT MEMPHIS UNIVERSITY HEALTH SERVICES			3	100%	3
CULLMAN REGIONAL URGENT CARE		2	1	33%	3
DOCTORS MEDICAL CENTER OF WALTON COUNTY CLINIC			3	100%	3
CROSSVILLE MEDICAL GROUP		1	2	67%	3
SURETOX LABORATORY LLC		2	1	33%	3
RAPID CITY RUGENT CARE			3	100%	3
NORTHSIDE HOSPITAL		2	1	33%	3

COVID-19: testing by laboratory

Data through Dec 8, 2020 verified as of Dec 9, 2020 at 10:25 AM

Data in this report are provisional and subject to change.

The numbers in the table below represent the number of Florida and non-Florida residents for whom test results were received by the Department of Health. A person can be tested by more than one laboratory and can have both positive and negative results. **Therefore, the sum of the numbers in each column will be larger than the total number of people tested.**

Reporting lab	Inconclusive	Negative	Positive	Percent positive	Total
Jupiter Medical Center Pavilion		2	1	33%	3
MEDICAL CENTER OF THE ROCKIES			3	100%	3
JACKSON SOUTH COMMUNITY HOSPITAL LAB			3	100%	3
LEE CONVENIENT CARE AT SUMMERLIN			3	100%	3
ASAP LABS LLC			3	100%	3
MEDEXPRESS URGENT CARE- MARYLAND		3			3
BROOKDALE CANOPY OAKS			3	100%	3
MEDICAL CENTER AFFILIATES WEST PALM			3	100%	3
FLORIDA MEDICAL CL ODOM TPA			3	100%	3
GROVES CENTER			3	100%	3
FLORIDA MEDICAL CLINIC IM MLK		3			3
CENTRAL DUPAGE HOSPITAL			3	100%	3
GYN PATH SERVICES			3	100%	3
UNILAB OF DADE INC			3	100%	3
DICKSON MEDICAL ASSOCIATES PC PATH LAB		3			3
FLORIDA MENTOR		3			3
NORTHWEST FLORIDA CLINICAL LAB		1	2	67%	3
UCF STUDENT HEALTH SERVICES LABORATORY			3	100%	3
FAMILY HEALTH CENTER			3	100%	3
REGIONAL MEDICAL LAB			3	100%	3
CHARLOTTE CHD PORT CHARLOTTE		2	1	33%	3
HAWTHORNE INN OF LAKELAND		3			3
FLORIDA DEPARTMENT OF HEALTH IN MONROE COUNTY			3	100%	3
MAYO		1	2	67%	3
MEDEXPRESS URGENT CARE - MAPLE DRIVE		3			3
ASPEN VALLEY HOSPITAL			3	100%	3
CARE ATC - CITY OF BOYNTON BEACH			3	100%	3
NORTH NAPLES HOSPITAL RESPIRATORY THERAPY DEPARTMENT			3	100%	3
THOMAS LANGLEY			3	100%	3
BETH ISRAEL MEDICAL CENTER LABS		3			3
PUBLIC HEALTH TRUST OF MIAMI DADE COUNTY			3	100%	3
THE CLINIC OF PEDIATRICS & GI MEDICINE, INC			3	100%	3
ALABAMA DEPARTMENT OF PUBLIC HEALTH		1	2	67%	3
NORTHEAST ALABAMA REGIONAL MEDICAL CENTER		2	1	33%	3
TUFTS MEDICAL CENTER			3	100%	3
MEDEXPRESS URGENT CARE - WILLIAMSPORT		3			3
ALLIANCE FOR MULTISPECIALTY RESEARCH		3			3
THE LODGE AND REHABILITATION CENTER		3			3
CARENOW-LEBANON		1	1	50%	2
PALMETTO FAMILY HEALTH CENTER			2	100%	2
BAPTIST HEALTHCARE - LAKEVIEW CENTER INC		2			2
IMIC INC RESEARCH			2	100%	2
MICHIGAN HEALTH CLINIC LABORATORIES		1	1	50%	2
Greystone Nursing and Rehab, LLC			2	100%	2
MEDICAL CITY DALLAS HOSPITAL			2	100%	2
TRUE HEALTH INC			2	100%	2
UC CORAL GABLES			2	100%	2

COVID-19: testing by laboratory

Data through Dec 8, 2020 verified as of Dec 9, 2020 at 10:25 AM

Data in this report are provisional and subject to change.

The numbers in the table below represent the number of Florida and non-Florida residents for whom test results were received by the Department of Health. A person can be tested by more than one laboratory and can have both positive and negative results. **Therefore, the sum of the numbers in each column will be larger than the total number of people tested.**

Reporting lab	Inconclusive	Negative	Positive	Percent positive	Total
SCDHEC BUREAU OF LABORATORIES			2	100%	2
SUNCOAST BLOOD BANK			2	100%	2
OUR LADY OF THE LAKE REGIONAL MEDICAL CENTER			2	100%	2
PEDIATRICS AND ADOLESCENT MEDICINE		2			2
MEDEXPRESS URGENT CARE PARKERSBURG		2			2
COMMONS AT ORLANDO LUTHERAN TOWERS SNF			2	100%	2
CULLMAN REGIONAL MEDICAL CENTER		2			2
DOCTORS HOSPITAL RENAISSANCE			2	100%	2
MINUTE CLINIC LLC #5706		1	1	50%	2
LAKE MARY HEALTH AND REHABILITATION CENTER		1	1	50%	2
DALLAS COUNTY HEALTH AND HUMAN SERVICES			2	100%	2
UNITED MEMORIAL MEDICAL CENTER			2	100%	2
ALOHA HOME CARE LLC DBA ACCENTCARE HOME HEALTH OF		2			2
LIFT HEALTH		2			2
THE PALMS REHABILITATION AND HEALTHCARE CENTER		2			2
BAY COUNTY HEALTH DEPARTMENT		2			2
PRECISION DIAGNOSTIC INC		2			2
MINUTECLINIC, LLC #03268		2			2
ADVENTHEALTH EXPRESS CARE AT WALGREENS			2	100%	2
CVS MINUTE CLINIC DIAGNOSTIC OF TEXAS		2			2
COMMONWEALTH OF MASSACHUSETTS			2	100%	2
MINUTECLINIC, LLC #05814		2			2
CUMBERLAND MEDICAL CENTER INC		2			2
COMPREHENSIVE CLINICAL RESEARCH, LLC			2	100%	2
GRAND VILLA OF MELBOURNE			2	100%	2
ALVERNO CLINICAL LABORATORIES			2	100%	2
FAST PACE MEDICAL CLINIC		2			2
ALAN A SMITH MD LLC		2			2
DISCOVERY VILLAGE AT THE FORUM		2			2
HEART OF FLORIDA HEALTH CENTER INC			2	100%	2
HANOVER ENDOSCOPY CENTER		2			2
Stratford Court of Palm Harbor		2			2
FLAGLER PROFESSIONAL HEALTH CAE SERVICES INC		2			2
NAVAL MEDICAL CENTER SAN DIEGO			2	100%	2
JUPITER INTERNAL MEDICINE AND ASSOCIATES			2	100%	2
CAREHERE LCS- EUSTIS			2	100%	2
AVALON PARK RETIREMENT RESIDENCE		2			2
CHAPPEL GROUP RESEARCH, THE		2			2
CENTERPLACE HEALTH, INC			2	100%	2
BAYLOR COLLEGE OF MEDICINE			2	100%	2
APC PEDIATRICS			2	100%	2
Gulf Shore Care Center			2	100%	2
CLINICA HISPANIA			2	100%	2
IN AND OUT URGENT CARE			2	100%	2
PM PEDIATRICS OF BAYSIDE PLLC - HOPEWELL JUNCTION		2			2
FEDERAL CORRECTIONAL INSTITUTION MARIANNA			2	100%	2
LIFEHOPE LABS			2	100%	2

COVID-19: testing by laboratory

Data through Dec 8, 2020 verified as of Dec 9, 2020 at 10:25 AM

Data in this report are provisional and subject to change.

The numbers in the table below represent the number of Florida and non-Florida residents for whom test results were received by the Department of Health. A person can be tested by more than one laboratory and can have both positive and negative results. **Therefore, the sum of the numbers in each column will be larger than the total number of people tested.**

Reporting lab	Inconclusive	Negative	Positive	Percent positive	Total
UTMB PATHOLOGY CLINICAL SERVICES LABORATORY			2	100%	2
WYOMING DEPT OF HEALTH			2	100%	2
MINUTE-CLINIC DIAGNOSTIC OF VIRGINIA, LLC #794		2			2
CVS MINUTE CLINIC DIAG OF IND LLC #5206		1	1	50%	2
STARR COUNTY MEMORIAL HOSPITAL			2	100%	2
CRUC CMCH-COVID-19		2			2
ASHLEY PEDIATRICS			2	100%	2
VILLA HEALTH NH LLC			2	100%	2
MERCY HEALTH LAB		1	1	50%	2
ASPIRUS RIVERVIEW HOSPITAL & CLINICS INC		1	1	50%	2
ARLINGTON DIALYSIS CENTER LLC		2			2
LODGE HEALTH AND REHABILITATION CENTER, THE		2			2
Warren Center for Rehabilitation and Nursing		2			2
PEACEHEALTH CENTRAL		2			2
AUSTIN REGIONAL CLINIC MICROBIOLOGY LAB			2	100%	2
Cleveland Clinic Weston			2	100%	2
NEW BRIDGE MEDICAL CENTER		2			2
PTC LABORATORIES			2	100%	2
NURSING PLUS OF BROWARD LLC		1	1	50%	2
AVANTE AT OCALA INC			2	100%	2
Okeechobee Health Care Facility		2			2
HOUSTON HEALTH DEPARTMENT - BUREAU OF LABORATORY SERVICES			2	100%	2
ORLANDO ORTHOPAEDIC OUTPATIENT SURGERY CENTER			2	100%	2
WOMENS CARE FLORIDA LLC-LABORATORY		2			2
ST LUKES HOSPITAL			2	100%	2
NEW GEN LABS			2	100%	2
CPL LABS			2	100%	2
BERGEN COUNTY SURGICAL AND ENDOSCOPY CENTER		2			2
CLEVELAND CLINIC FLORIDA			2	100%	2
PREMIER LABORATORY SERVICES, LLC			2	100%	2
FLORIDA DEPARTMENT OF HEALTH WASHINGTON COUNTY		1	1	50%	2
CITRUS PARK			2	100%	2
MINUTECLINIC DIAGNOSTIC OF TEXAS, LLC		2			2
MEDICINE SHOPPE #1306 THE		1	1	50%	2
MEDEXPRESS URGENT CARE - SWANSEA, N ILLINOIS ST		2			2
CRESTVIEW IMMEDIATE CARE LL			2	100%	2
CALIFORNIA DEPARTMENT OF PUBLIC HEALTH			2	100%	2
MEMORIAL HERMANN			2	100%	2
SHORE MEDICAL CENTER		2			2
SWEETWATER NURSING CENTER		2			2
BRANDYWYNE HEALTH CARE CENTER			2	100%	2
ORLANDO LUTHERAN TOWERS		1	1	50%	2
CORAL REEF NURSING & REHABILITATION CENTER		2			2
MAILBOX DIAGNOSTICS		1	1	50%	2
PEPIN ACADEMIES-PASCO		2			2
AMERICAN MEDICAL LABORATORIES			2	100%	2
SACRED HEART HOSPITAL ON THE EMERALD			2	100%	2

COVID-19: testing by laboratory

Data through Dec 8, 2020 verified as of Dec 9, 2020 at 10:25 AM

Data in this report are provisional and subject to change.

The numbers in the table below represent the number of Florida and non-Florida residents for whom test results were received by the Department of Health. A person can be tested by more than one laboratory and can have both positive and negative results. **Therefore, the sum of the numbers in each column will be larger than the total number of people tested.**

Reporting lab	Inconclusive	Negative	Positive	Percent positive	Total
CROSS CITY REHABILITATION AND HEALTH CARE CENTER		2			2
AMERICAN SCIENTIFIC LABORATORIES LLC			2	100%	2
MINUTECLINIC DIAGNOSTIC OF OHIO #6192		2			2
TMH EC NORTHEAST LABORATORY			2	100%	2
FIRST CHOICE MEDICAL PC			2	100%	2
INSPIRIT SENIOR LIVING			2	100%	2
FLORIDA HOSPITAL LABORATORIES		2			2
VIRTUA MEMORIAL HOSPITAL BURLINGTON COUNTY			2	100%	2
SUNNYSIDE MANOR		2			2
UW HOSPITAL AND CLINICS		1	1	50%	2
NORTH DAKOTA DEPT OF HEALTH MICROBIOLOGY			2	100%	2
MORRISTOWN MEMORIAL HOSPITAL		2			2
NORTON IMMEDIATE CARE CENTER - PRESTON			2	100%	2
ADVANCED PEDIATRICS OF BOCA LLC			2	100%	2
MAIN STREET MEDICAL CENTERS		2			2
EMORY UNIVERSITY HOSPITAL			2	100%	2
KINGS BAY PEDIATRICS LLC			2	100%	2
UNIVERSITY OF MARYLAND MEDICAL CENTER			2	100%	2
URGENT CARE & FAMILY PRACTICE CENTER			2	100%	2
ALLIED PHYSICIANS GROUP PLLC		2			2
POMERENE HOSPITAL			2	100%	2
SUPERIOR RESIDENCES OF CLERMONT		2			2
UT PATH			2	100%	2
VAULT HEALTH			2	100%	2
FLORIDA COMMUNITY HEALTH CENTERS, INC.			2	100%	2
MINUTECLINIC DIAGNOSTIC OF VIRGINIA, LLC #1656		2			2
REGIONS HOSPITAL LABORATORY			2	100%	2
CROSSROADS			2	100%	2
Life Care Center of Citrus County		2			2
ORANGE COUNTY HEALTH DEPARTMENT		1	1	50%	2
CHEROKEE COUNTY HEALTH AND REHAB CENTER		2			2
BROOKDALE SENIOR LIVING			2	100%	2
URGENT MED INC		1	1	50%	2
TIEHH BIOTERRORISM RESPONSE LAB			2	100%	2
CARENOW URGENT CARE-DONELSON		2			2
LUTHERAN HAVEN ASSISTED LIVING		2			2
MEDEXPRESS URGENT CARE - SUMMERSVILLE, WEBSTER RD		2			2
MINUTE CLINIC			2	100%	2
MADISON HOSPITAL LABORATORY			2	100%	2
HCR MANOR CARE SERVICES OF FLORIDA III INC		2			2
SHANDS AT LAKE SHORE LAB			2	100%	2
UK HEALTHCARE			2	100%	2
MINUTE CLINIC DIAGNOSTIC OF PENNSYLVANIA		2			2
HAWAII DEPARTMENT OF HEALTH			2	100%	2
BETHPAGE EXTENDED HOURS CENTER		2			2
ADVANCED URGENT CARE CENTER OF THE UPPER KEYS			2	100%	2
SANFORD REGIONAL HOSPITAL WORTHINGTON		2			2

COVID-19: testing by laboratory

Data through Dec 8, 2020 verified as of Dec 9, 2020 at 10:25 AM

Data in this report are provisional and subject to change.

The numbers in the table below represent the number of Florida and non-Florida residents for whom test results were received by the Department of Health. A person can be tested by more than one laboratory and can have both positive and negative results. **Therefore, the sum of the numbers in each column will be larger than the total number of people tested.**

Reporting lab	Inconclusive	Negative	Positive	Percent positive	Total
JOHNNIE RUTH CLARKE LAB			2	100%	2
DOTHAN WEST FAMILY MEDICINE		1	1	50%	2
APOLLO SURGERY CENTER			2	100%	2
BNC Medical Investors, LLC Berrien Nursing & Rehabilitation Center		2			2
ACCESS MEDICAL GROUP OF FLORIDA CITY			2	100%	2
SOUTH DAKOTA DEPARTMENT OF HEALTH		2			2
VIGILINT HEALTHCARE		1	1	50%	2
KENTUCKY CABINET FOR HEALTH AND FAMILY SERVICES			2	100%	2
ALVARO J DANGOND MD PA		2			2
WALGREENS #05477		2			2
ST PETERSBURG PEDIATRICS-EAST BAY			2	100%	2
Lakeside Oaks Care Center			2	100%	2
EXPRESSCARE URGENT CARE CENTER			2	100%	2
SCIENTIFIC LABORATORY COMPANY		2			2
SPARROW CENTRAL LAB			2	100%	2
ARKANSAS DEPARTMENT OF HEALTH			2	100%	2
WHITESANDS OUTPATIENT TREATMENT		2			2
EAST NAPLES PEDIATRICS			2	100%	2
PELICAN LANDING		1	1	50%	2
ADVICE FOR OPTIMAL WELLNESS, INC			2	100%	2
NEBRASKA MEDICAL CENTER			2	100%	2
WEST COAST PEDIATRICS			2	100%	2
MD NOW MEDICAL CENTER INC			2	100%	2
MID-FLORIDA HEMATOLOGY AND ONCOLOGY CENTERS		2			2
Alden Des Plaines			2	100%	2
MAIN STREET MEDICAL CENTER OF CRESTVIEW PA			2	100%	2
THE HOSPITAL OF PROVIDENCE EMERGENCY ROOM			2	100%	2
MEDEXPRESS URGENT CARE - BLUEFIELD		1	1	50%	2
MEDEXPRESS URGENT CARE - TIMBERLAKE		2			2
CDRX INFUSION			2	100%	2
ADVENTHEALTH SEBRING- INFECTION CONTROL DEPARTMENT			2	100%	2
MEDEXPRESS URGENT CARE HUNTINGTON		2			2
Workmens Circle Multicare Center		2			2
MEMORIAL HERMANN CONSOLIDATED LABORATORY SERVICES			2	100%	2
UNIVERSITY OF WASHINGTON MEDICAL CENTER (UWMC) EMERGENCY DEPT.			2	100%	2
FLORIDA MEDICAL CLINIC -INTERNAL MED DADE CITY			2	100%	2
MEASE COUNTRYSIDE HOSPITAL CARDIAC REH			2	100%	2
Robert Cranfield			2	100%	2
PALM CITY NURSING AND REHAB CENTER			2	100%	2
RIO PINAR HEALTH CARE			2	100%	2
GULF COAST PEDIATRICS OF SARASOTA PA		1	1	50%	2
ST VINCENTS AMBULATORY CARE INC DBA			2	100%	2
ASCENSION ST MICHAEL'S HOSPITAL LAB		1	1	50%	2
PRINCETON BMC LABORATORY		2			2
JACKSON LABORATORY OF GENOMIC MEDICINE		2			2
FAMILY CARE PARTNERS URGENT CARE LLC		1	1	50%	2
MINUTECLINIC DIAGNOSTIC OF PA LLC		2			2

COVID-19: testing by laboratory

Data through Dec 8, 2020 verified as of Dec 9, 2020 at 10:25 AM

Data in this report are provisional and subject to change.

The numbers in the table below represent the number of Florida and non-Florida residents for whom test results were received by the Department of Health. A person can be tested by more than one laboratory and can have both positive and negative results. **Therefore, the sum of the numbers in each column will be larger than the total number of people tested.**

Reporting lab	Inconclusive	Negative	Positive	Percent positive	Total
NOVA SOUTHEASTERN UNIVERSITY - STUDENT MEDICAL CTR			2	100%	2
MEDICAL CENTER LABORATORY			2	100%	2
PULSE & REMEDY LLC			2	100%	2
Enterprise Health and Rehabilitation Center		2			2
CLEVELAND CLINIC IMAGING			2	100%	2
MEMORIAL SLOAN KETTERING CANCER CENTER		1	1	50%	2
JEFFERSON WASHINGTON TOWNSHIP HOSPITAL		2			2
INTEGRITY CLINICAL RESEARCH CENTER INC		1	1	50%	2
COASTAL MEDICAL LAB			2	100%	2
MINUTECLINIC DIAGNOSTIC OF NORTH CAROLINA PC #7054		2			2
STUDENT HEALTH SERVICES			2	100%	2
ADVENTHEALTH CAR CENTER APOPKA			2	100%	2
BIOHEALTH MEDICAL LAB INC			2	100%	2
SIGNATURE HEALTHCARE OF MIDDLEBURG		2			2
SPRING HILL REGIONAL HOSPITAL			2	100%	2
COVID PROCESSING SITE			2	100%	2
SPECIALTY LABORATORIES			2	100%	2
ADVENTIST HINSDALE HOSPITAL LABORATORY			2	100%	2
ROSS MEDICAL GROUP			2	100%	2
MEDSTAR HARBOR HOSPITAL			2	100%	2
Westchester General Hospital			2	100%	2
OURMED		2			2
CURATIVE CARE CENTER INC			2	100%	2
Broadview Multi-Care Center		2			2
DEPARTMENT OF HEALTH AND HUMAN SERVICES DIVISION OF BEHAVIORAL HEALTH		1	1	50%	2
FLORIDA KEYS PED & ADOLES CTR			2	100%	2
VALLEY BAPTIST MEDICAL CENTER: BROWNSVILLE			2	100%	2
ACL LABORATORIES INDUSTRIAL TOXICOLOGY			2	100%	2
ST. CLOUD PHARMACY AND WELLNESS CENTER		2			2
JEFFERSON COUNTY HEALTH DEPARTMENT-MONTICELLO		2			2
SUNSHINE URGENT CARE LLC			2	100%	2
SURFSIDE URGENT CARE			2	100%	2
AFC PHYSICIANS OF FLORIDA, PA			2	100%	2
DEPT OF HEALTH			2	100%	2
GUARDANT HEALTH		2			2
PM PEDIATRICS OF BAYSIDE, PLLC - MANHASSET		2			2
PruittHealth Lakehaven		2			2
RELIANT IMMUNE DIAGNOSTICS			2	100%	2
DOCTOR 4 U CLINIC			2	100%	2
ST. MARY'S MEDICAL CENTER EVANSVILLE, INC			2	100%	2
DEKALB MEDICAL CENTER LABORATORY			2	100%	2
BMC/JACSONVILLE		1	1	50%	2
THE PLAZA AT PARKSQUARE		2			2
POINT OF CARE PRIVATE HEALTH MANAGEMENT			2	100%	2
ADVANCED MEDICAL CARE			2	100%	2
Church Creek SNF			2	100%	2
LEESBURG COMMUNITY HEALTH CENTERS			2	100%	2

COVID-19: testing by laboratory

Data through Dec 8, 2020 verified as of Dec 9, 2020 at 10:25 AM

Data in this report are provisional and subject to change.

The numbers in the table below represent the number of Florida and non-Florida residents for whom test results were received by the Department of Health. A person can be tested by more than one laboratory and can have both positive and negative results. **Therefore, the sum of the numbers in each column will be larger than the total number of people tested.**

Reporting lab	Inconclusive	Negative	Positive	Percent positive	Total
PBSO WEST PALM FAMILY PRACTICE			2	100%	2
IMA MEDICAL CENTER		2			2
SPRINGS MEDICAL LAB		1	1	50%	2
University Center East			2	100%	2
MAWD PATHOLOGY GROUP			2	100%	2
SOUTH FLORIDA FAMILY HEALTH & RESEARCH CTR			2	100%	2
CLEAR LAKE REGIONAL MEDICAL CENTER			2	100%	2
CERTIVIA LABORATORIES			2	100%	2
MONTEFIORE MEDICAL CENTER LABS MONTEFIORE		1	1	50%	2
MC DIAGNOSTIC OF CONNECTICUT PC #459		2			2
FLORIDA CLINICAL LABORATORY INC			2	100%	2
FL DEPT OF HEALTH MARION COUNTY MOBILE HEALTH UNIT			2	100%	2
UNIVERSITY OF MISSOURI HEALTH CARE			2	100%	2
LAB CORP OF AMER SAN DIEGO			2	100%	2
Fort Gaines Health and Rehab		2			2
PHYSICIANS MEDICAL CENTER		2			2
MAGNOLIA ADULT, LLC			2	100%	2
THE PATHOLOGY LABORATORY		1	1	50%	2
WHOLE CHILD PEDIATRICS			2	100%	2
DELAWARE DIAGNOSTICS LABS			2	100%	2
PRESBYTERIAN HOME		2			2
NATIONWIDE LABORATORY SERVICES		1	1	50%	2
SUNBRIDGE CARE & REHAB FOR DECATUR		2			2
GOLDSTEIN			2	100%	2
MOBIL LAB FOR ALL INC		2			2
CONSULATE HEALTH CARE		1	1	50%	2
MEDEXPRESS URGENT CARE - PRINCETON		2			2
PUTNAM COUNTY EMERGENCY RESCUE SERVICE		2			2
PEACE RIVER MEDICAL CENTER		2			2
AFFORDABLE PRIMARY CARE LLC		2			2
ADVICE FOR OPTIMAL WELLNESS			2	100%	2
MOBILE COUNTY HEALTH DEPARTMENT		1	1	50%	2
INA		1	1	50%	2
LACORP		1	1	50%	2
ELMHURST MEMORIAL HOSPITAL			2	100%	2
MEDEXPRESS URGENT CARE, JOHNSTOWN		2			2
LIFE CARE CENTER OF PALM BAY		2			2
SCIENTIA DIAGNOSTICS			2	100%	2
Lake Charles Healthcare LLC dba Landmark Lake Charles			2	100%	2
FIRST CARE - MIDDLESBORO			2	100%	2
NAVAL BRANCH MEDICAL CLINIC			2	100%	2
SunTerrace Health Care Center		2			2
SOLARIS HEALTHCARE BAYONET POINT		1	1	50%	2
STEWART MELBOURNE HOSPITAL, INC			2	100%	2
MEDICAL CENTER AT OCEAN REEF,THE		2			2
WELLIGENT			2	100%	2
PALOS COMMUNITY HOSPITAL LABORATORY			2	100%	2

COVID-19: testing by laboratory

Data through Dec 8, 2020 verified as of Dec 9, 2020 at 10:25 AM

Data in this report are provisional and subject to change.

The numbers in the table below represent the number of Florida and non-Florida residents for whom test results were received by the Department of Health. A person can be tested by more than one laboratory and can have both positive and negative results. **Therefore, the sum of the numbers in each column will be larger than the total number of people tested.**

Reporting lab	Inconclusive	Negative	Positive	Percent positive	Total
THE LITTLE CLINIC			2	100%	2
PROPATH			2	100%	2
CVS MINUTE CLINIC DIAGNOSTIC OF TEXAS LLC		2			2
DELCARE PA			2	100%	2
PANIRA HEALTHCARE CLINIC			2	100%	2
MEDFIRST URGENT CARE			2	100%	2
MINUTE CLINIC DIAGNOSTIC OF NEW JERSEY		2			2
POMONA VALLEY COMMUNITY HOSPITAL			2	100%	2
GULF COAST REGIONAL MEDICAL CARE		2			2
THE VILLAGES HEALTH			2	100%	2
NEMOURS CHILDREN'S PRIMARY CARE THE VILLAGES		2			2
Magnolia Health and Rehab Center			2	100%	2
COOK HOSPITAL AND CARE CENTER		1	1	50%	2
SMOKY MOUNTAIN URGENT CARE AND FAMILY MEDICINE CENTER			2	100%	2
Alden Terrace of McHenry			2	100%	2
SYLVAN NURSING			2	100%	2
MEDEXPRESS URGENT CARE - TULSA, S YALE AVE		2			2
MINUTECLINIC DIAGNOSTIC OF NEW JERSEY		2			2
VANAYER HEALTHCARE AND REHAB CENTER		2			2
VERILY LAB		2			2
ALLIANCE PEDIATRICS PA			2	100%	2
TRICORE REFERENCE LABORATORY		1	1	50%	2
VENICE GREEN VILLAGE		2			2
LEGACY LABORATORY SERVICES			2	100%	2
TERRACE AT HOBE SOUND, THE		1	1	50%	2
PLASMA MED RESEARCH DBA		2			2
COLLIER BLVD HMA PHYSICIAN MANAGEMENT,, LLC			2	100%	2
Avanti Wellness and Rehab			2	100%	2
NATIONAL JEWISH HEALTH			2	100%	2
FLORIDA MEDICAL CLINIC CARDIOLOGY-ZH			2	100%	2
FLORIDA HOSPITAL PHYSICIAN GROUP		1	1	50%	2
ADVANCED URGENT CARE LLC			2	100%	2
Lakeview Village		2			2
WISE HEALTH SYSTEM		1	1	50%	2
PARADIGM LABORATORIES			2	100%	2
DALLAS MEDICAL CENTER			2	100%	2
JUPITER MEDICAL CENTER URGENT CENTER			2	100%	2
JOHN D. ARCHBOLD MEM. HOSPITAL			2	100%	2
GALEN BAYLOR EXTENSION		2			2
OHIO HEALTH DOCTORS HOSPITAL			2	100%	2
VALDOSTA FAMILY MEDICINE			2	100%	2
CEDARS-SINAI MEDICAL CENTER			2	100%	2
ATLAS GENOMICS			2	100%	2
CONEMAUGH MEMORIAL MEDICAL CENTER		2			2
REMISE OCCUPATIONAL HEALTH SOLUTIONS INC			2	100%	2
Elba Nursing and Rehabilitation Center, LLC		2			2
CARESPOT EXPRESS HEALTHCARE			2	100%	2

COVID-19: testing by laboratory

Data through Dec 8, 2020 verified as of Dec 9, 2020 at 10:25 AM

Data in this report are provisional and subject to change.

The numbers in the table below represent the number of Florida and non-Florida residents for whom test results were received by the Department of Health. A person can be tested by more than one laboratory and can have both positive and negative results. **Therefore, the sum of the numbers in each column will be larger than the total number of people tested.**

Reporting lab	Inconclusive	Negative	Positive	Percent positive	Total
CVS MINUTE CLINIC DIAGNOSTIC OF KANSAS, PA		2			2
ROCKEFELLER UNIVERSITY CLINICAL GENOMICS LABORATOR		2			2
MARCO ISLAND HOSPITAL INC D/B/A		1	1	50%	2
TALLAHASSEE MEMORIAL HEALTHCARE FAMILY MED RESIDENCY			2	100%	2
PARTNERS PHARMACY OF FLORIDA LLC		2			2
RUSSELL MEDICAL CENTER		2			2
PHYSICIANS LABORATORY SERVICES			2	100%	2
TGH Brandon Healthplex Laboratory			2	100%	2
MEDICANA NURSING AND REHAB CENTER			2	100%	2
TRUE HEALTH- HOFFNER		2			2
BROOKDALE FORT MYERS THE COLONY		2			2
PINELLAS POINT NURSING AND REHAB			2	100%	2
CLINICAL LABORATORIES OF THE BUFFALO		2			2
SUMNER REGIONAL MEDICAL CENTER		2			2
NOT GIVEN		1	1	50%	2
FLORIDA MEDICAL CLINIC RADIOLOGY DALE MABRY		2			2
PEDIATRICS IN BREVARD-COCOA BEACH		2			2
CAPITAL HEALTH LABORATORY INC			2	100%	2
LIFE CARE HOME HEALTH SERVICES LLC			2	100%	2
LAKELAND REGIONAL HEALTH		2			2
BFT LAB			2	100%	2
BOND COMMUNITY HEALTH CENTER			2	100%	2
INSPIRA MEDICAL CENTER VINELAND LAB		2			2
RAINY LAKE MEDICAL CENTER			2	100%	2
TRINITAS REGIONAL MEDICAL CENTER		1	1	50%	2
IN & OUT URGENT CARE METAIRIE			2	100%	2
BROOKDALE ORANGE PARK		2			2
OHIO DEPARTMENT OF HEALTH LABORATORY		2			2
SPECTRUM HEALTH			2	100%	2
REHABILITATION CENTER AT JUPITER GARDENS		2			2
JULIE STAATS DO		2			2
CHESTERFIELD HEALTHCARE GROUP, INC		2			2
MD NOW URGENT CARE CENTER INC.			2	100%	2
ST JOSEPH'S HOSPITAL LABORATORY			2	100%	2
MEDEXPRESS URGENT CARE - ROBINSON TWP, STEUBENVILLE PIKE		2			2
EASTLAKE MEDICAL CENTER		2			2
ADVENTHEALTH IMAGING PARTIN SETTLEMENT			2	100%	2
SOUTHSIDE FAMILY MEDICAL		2			2
NEW YORK STATE DEPARTMENT OF HEALTH		1	1	50%	2
RAINBOW PEDIATRIC CENTER PA		1	1	50%	2
SKIPPACK MEDICAL LAB			2	100%	2
FLORIDA MEDICAL CENTER OF CLEARWATER		2			2
Parkridge Specialty Care		2			2
WALGREENS #13605		2			2
CELEBRATION PEDIATRICS			2	100%	2
WISCONSIN STATE LABORATORY OF HYGIENE		1	1	50%	2
URGENT TEAM - HUNTSVILLE		2			2

COVID-19: testing by laboratory

Data through Dec 8, 2020 verified as of Dec 9, 2020 at 10:25 AM

Data in this report are provisional and subject to change.

The numbers in the table below represent the number of Florida and non-Florida residents for whom test results were received by the Department of Health. A person can be tested by more than one laboratory and can have both positive and negative results. **Therefore, the sum of the numbers in each column will be larger than the total number of people tested.**

Reporting lab	Inconclusive	Negative	Positive	Percent positive	Total
NLC LABS			2	100%	2
YORKVILLE PEDIATRIC URGENT CARE		2			2
GENETIC ASSAYS INC			2	100%	2
RIVERWOOD CENTER,THE			2	100%	2
PINECREST PEDIATRICS GROUP LLC			2	100%	2
PALM MEDICAL CENTER - PLANT CITY		2			2
FHPG FAMILY MEDICAL CENTER OF TAMPA BAY		1	1	50%	2
YOUTH AND YOU, INC		2			2
ROANE MEDICAL CENTER		1	1	50%	2
UNIVERSITY HOSPITAL OF BROOKLYN		2			2
ST JUDE LABORATORIES		1	1	50%	2
CORNERSTONE MEDICAL CARE OF BRANDON		2			2
COL CROSSROAD		1	1	50%	2
ADVANCED PEDIATRICS			2	100%	2
BAYSTATE MEDICAL CENTER		1	1	50%	2
MEDEXPRESS URGENT CARE - MARKHAM STREE		2			2
GEISINGER MEDICAL CENTER		2			2
UT AUSTIN UNIVERSITY HEALTH SERVICES			2	100%	2
RIVERVIEW MEDICAL CLINIC		2			2
PUBLIC HEALTH LABORATORY	1		1	50%	2
FLORIDA PRIMARY & SPECIALTY CARE		2			2
MINUTECLINIC DIAGNOSTIC OF TEXAS, LLC #7435		2			2
JOHNSON CITY MEDICAL CENTER		1	1	50%	2
NORTHWELL HEALTH			2	100%	2
JRS LABORATORY			2	100%	2
TENNESSEE DEPARTMENT OF HEALTH (TDH) - REGIONAL LABORATORY			2	100%	2
ADVANCED RESEARCH FOR HEALTH IMPROVEMENT		1	1	50%	2
RENAISSANCE AT THE TERRACES		2			2
FELICIDAD MEDICAL CENTER INC			2	100%	2
COVANCE			2	100%	2
UNIVERSITY OF KANSAS MEDICAL CENTER			2	100%	2
LOUISIANA DEPT. OF HEALTH AND HOSPITALS-INFECTIOUS DISEASE EPI SECTION			2	100%	2
INNOVATIVE COVID-DIVERSEY			2	100%	2
KINGS COUNTY HOSPITAL CENTER			2	100%	2
CARE 365			2	100%	2
LOWELL GENERAL HOSPITAL			2	100%	2
GINKGO-IXLAYER		2			2
STEWART ST ELIZABETH MEDICAL CENTER			2	100%	2
PIEDMONT HOSPITAL LAB			2	100%	2
GOLDMAN SACHS HEALTH CENTER		2			2
PINARD HOME HEALTH SERVICES INC			2	100%	2
ASCENSION ST VINCENT'S RIVERSIDE			2	100%	2
ST. JOSEPH REGIONAL MEDICAL CENTER			2	100%	2
MAGNOLIA PEDIATRICS GROUP LLC			2	100%	2
VIRGINIA DEPT OF HEALTH OFFICE OF EPIDEMIOLOGY			2	100%	2
TELEVISIT PALM BAY FAMILY PRACTICE			2	100%	2
CENTERPLACE HEALTH			2	100%	2

COVID-19: testing by laboratory

Data through Dec 8, 2020 verified as of Dec 9, 2020 at 10:25 AM

Data in this report are provisional and subject to change.

The numbers in the table below represent the number of Florida and non-Florida residents for whom test results were received by the Department of Health. A person can be tested by more than one laboratory and can have both positive and negative results. **Therefore, the sum of the numbers in each column will be larger than the total number of people tested.**

Reporting lab	Inconclusive	Negative	Positive	Percent positive	Total
ROPER HOSPITAL			2	100%	2
MACCLENNY NURSING AND REHAB			2	100%	2
INTERNAL MEDICINE ASSOCIATES-DUNELLON			2	100%	2
RAPID URGENT CARE - ALBANY			2	100%	2
PSL NAPLES BH OPERATIONS, LLC		2			2
HOME ACCESS HEALTH			2	100%	2
UNIVERSTIY OF ILLINOIS HOSPITAL			2	100%	2
BENTON PEDIATRICS		2			2
MINUTE-CLINIC DIAGNOSTIC OF VIRGINIA, LLC #2003		1	1	50%	2
SARASOTA MEMORIAL MEDICAL URGENT CARE CENTER			2	100%	2
BRITO MEDICAL CENTER			2	100%	2
AGILE URGENT CARE			2	100%	2
SOUTHEAST GEORGIA HEALTH SYSTEM			2	100%	2
SPECTRA LABS		1	1	50%	2
PREMIER MEDICAL LABORATORY			2	100%	2
DMC UNIVERSITY LABORATORIES		1	1	50%	2
PEDIATRIC HEALTH CARE (3577)		1	1	50%	2
THE CLUB AT BOYNTON BEACH, LLC			2	100%	2
MORGAN STANLEY HEALTH CENTER		2			2
DYNAMIC HEALTH CENTERS INC			2	100%	2
BAYMEADOWS PRIMARY CARE		2			2
DRR JMC URGENT CARE DONALD ROSS			2	100%	2
CELEBRATION PEDIATRICS PA			2	100%	2
NEMOURS CHILDREN'S URGENT CARE			2	100%	2
ADVOCATE SHERMAN HOSPITAL			2	100%	2
OHIO DEPARTMENT OF HEALTH			2	100%	2
SINAI PLAZA NURSING AND REHAB CENTER			2	100%	2
PREMIER FAMILY HEALTH PA			2	100%	2
ADVENTHEALTH EAST ORLANDO EMPLOYEE CLINIC		2			2
MORTON PLANT NORTH BAY HOSPITAL			2	100%	2
BAY REGIONAL URGENT CARE		1	1	50%	2
STEUBEN COUNTY PUBLIC HEALTH		2			2
PALMS, THE		2			2
87TH MEDICAL GROUP - MCGUIRE AMBULATORY CARE FACILITY		2			2
ATHENA PLASTIC SURGERY		1			1
SKY RIDGE MEDICAL CENTER - MICRO			1	100%	1
HEALTHPARK MEDICAL CTR NURSING SVC		1			1
COBLESKILL REGIONAL HOSPITAL		1			1
ELITE CARE			1	100%	1
MAYO CLINIC BEACHES PRIMARY CARE CTR		1			1
ENZO LABS INC			1	100%	1
JS HEALTHCARE			1	100%	1
WESTON COUNTY HEALTH SERVICES			1	100%	1
PROGRESSIVE MEDICAL LAB LLC			1	100%	1
BUFFALO VAMC			1	100%	1
UMHC HOLLYWOOD LABORATORY			1	100%	1
STATE OF FLORIDA			1	100%	1

COVID-19: testing by laboratory

Data through Dec 8, 2020 verified as of Dec 9, 2020 at 10:25 AM

Data in this report are provisional and subject to change.

The numbers in the table below represent the number of Florida and non-Florida residents for whom test results were received by the Department of Health. A person can be tested by more than one laboratory and can have both positive and negative results. **Therefore, the sum of the numbers in each column will be larger than the total number of people tested.**

Reporting lab	Inconclusive	Negative	Positive	Percent positive	Total
Alden North Shore			1	100%	1
OSF ST JOSEPH MEDICAL CENTER			1	100%	1
HENRICO DOCTOR'S LABORATORY			1	100%	1
FIT4LIFE MEDICAL CENTER			1	100%	1
LAKE COMMUNITY ACTION AGENCY		1			1
LABORATORIO BUENA SALUD			1	100%	1
CAROMONT HEALTH			1	100%	1
BLOOMINGDALE PEDIATRIC ASSOCIATES PA			1	100%	1
Longwood Community Living Center		1			1
Sanford Health & Rehabilitation			1	100%	1
NAPHCARE INC		1			1
MARYLAND DEPARTMENT OF HEALTH AND MENTAL HYGIENE-LABORATORIES			1	100%	1
PEACHEALTH LABORATORIES		1			1
VALLEY MEDICAL LABORATORY			1	100%	1
BODYK			1	100%	1
CVS MINUTE CLINIC DIAGNOSTIC PA #3060		1			1
MEDEXPRESS URGENT CARE - WINCHESTER GATEWAY		1			1
NEWTON MEMORIAL HOSPITAL		1			1
APOPKA FAMILY HEALTH CENTER			1	100%	1
CVA MINUTE CLINIC DIAGNOSTIC OF VIRGINIA, LLC		1			1
ADVENT HEALTH MEDICAL GROUP- FAMILY MEDICINE AT DR. PHILIPS			1	100%	1
SHAMRA MEDICAL LABORATORY			1	100%	1
WASHINGTON STATE DEPARTMENT OF HEALTH PUBLIC HEALTH LABORATORIES			1	100%	1
FIU HEALTH CARE CENTER			1	100%	1
MEDICAL ASSOCIATES OF PINELLAS - LAB			1	100%	1
Arlington Care Center			1	100%	1
SUPERKIDS PEDIATRICS			1	100%	1
ST. LUCIE COUNTY HEALTH DEPARTMENT		1			1
BIODORON LABORATORIES			1	100%	1
KETTERING MEDICAL CENTER			1	100%	1
UNIVERSITY HOSPITALS OF CLEVELAND			1	100%	1
ST FRANCIS MEDICAL CENTER			1	100%	1
UPMC NORTHWEST HOSPITAL			1	100%	1
PROVIDENCE PORTLAND MEDICAL CENTER		1			1
San Antonio Residence and Rehabilitation Center		1			1
GOOD SAMARITAN HOSPITAL			1	100%	1
MID-FLORIDA CANCER CENTERS		1			1
SPRINGHILL SENIOR RESIDENCE		1			1
ADVANCE MD CARE			1	100%	1
CARE STATION MEDICAL GROUP		1			1
KINDRED HOSPITAL - SOUTH FLORIDA		1			1
AVERA SACRED HEART HOSPITAL			1	100%	1
BERKSHIRE MEDICAL CENTER			1	100%	1
The Palms Nursing and Rehabilitation		1			1
HAWAII DEPARTMENT OF HEALTH LAB			1	100%	1
HUNTERS CREEK PEDIATRICS		1			1
ATRIA TAMARAC			1	100%	1

COVID-19: testing by laboratory

Data through Dec 8, 2020 verified as of Dec 9, 2020 at 10:25 AM

Data in this report are provisional and subject to change.

The numbers in the table below represent the number of Florida and non-Florida residents for whom test results were received by the Department of Health. A person can be tested by more than one laboratory and can have both positive and negative results. **Therefore, the sum of the numbers in each column will be larger than the total number of people tested.**

Reporting lab	Inconclusive	Negative	Positive	Percent positive	Total
ADVENTHEALTH SENIOR CARE AT ORMOND			1	100%	1
Conway Lakes Health and Rehabilitation Center		1			1
ST MARY'S OF SAGINAW		1			1
Niles Nursing and Rehab. Center		1			1
IVAN, MAYA			1	100%	1
ASSOCIATED MD			1	100%	1
MEDEXPRESS URGENT CARE - MT LEBANON		1			1
CENTRAL FLORIDA HOSPITALIST			1	100%	1
ORLANDO CLINICAL RESEARCH CENTER		1			1
MINIUTECLINIC DIAG OF IND, LLC #6553		1			1
LEHIGH MEDICAL AND RESEARCH CENTER, INC			1	100%	1
Consulate Health Care of Tallahassee			1	100%	1
SOUTH FLORIDA URGENT CARE CENTERS, LLC			1	100%	1
BAPTIST HEALTH LEXINGTON			1	100%	1
BAYFRONT HEAL WOUND CARE AND HYPERBARIC CENTER			1	100%	1
ORLANDO FAMILY PHYSICIANS			1	100%	1
HUDSON REGIONAL HOSPITAL			1	100%	1
YUMA REGIONAL MEDICAL CENTER			1	100%	1
NORTH FLORIDA CHILD DEVELOPMENT, INC			1	100%	1
BUENA VIDA ESTATES			1	100%	1
EXPRESS LAB LIVINGSTON			1	100%	1
441 URGENT CARE-MULBERRY			1	100%	1
MEMORIAL HOSPITAL OF TAMPA			1	100%	1
ALABAMA REFERENCE LAB			1	100%	1
EAST COAST INSTITUTE FOR RESEARCH LLC			1	100%	1
ST CATHERINE HOSPITAL LABORATORY			1	100%	1
SOUTH DADE NURSING & REHABILITATION CENTER			1	100%	1
GEORGETOWN URGENT CARE			1	100%	1
ManorCare Rehabilitation Center- Decatur		1			1
49D2045214PHYSICIAN OFFICE WAIVER MEDEXPRESS URGENT CARE - HARRISONBU		1			1
DAYTONA BEACH CENTRA CARE			1	100%	1
Lab MSMC Hialeah			1	100%	1
RAMBAM URGENT CARE			1	100%	1
MEDEXPRESS URGEN CARE - EAST BRUNSWICK		1			1
MOSAIC MEDICAL CENTER MARYVILLE			1	100%	1
VIRGINIA UROLOGY		1			1
AVON PARK CLUSTER		1			1
Ash Flat Healthcare and Rehabilitation Center			1	100%	1
MED FUSION			1	100%	1
BRIGHAM AND WOMEN'S HOSPITAL			1	100%	1
PEDIATRIC HEALTH CARE ALLIANCE, NORTH SIDE			1	100%	1
Luther Acres Manor		1			1
HIGHLANDS CLINICAL LABORATORY			1	100%	1
WESTOX LABS		1			1
MEDEXPRESS URGENT CARE - STATE COLLEGE		1			1
QUALITY LAB			1	100%	1
POUDRE VALLEY HOSPITAL			1	100%	1

COVID-19: testing by laboratory

Data through Dec 8, 2020 verified as of Dec 9, 2020 at 10:25 AM

Data in this report are provisional and subject to change.

The numbers in the table below represent the number of Florida and non-Florida residents for whom test results were received by the Department of Health. A person can be tested by more than one laboratory and can have both positive and negative results. **Therefore, the sum of the numbers in each column will be larger than the total number of people tested.**

Reporting lab	Inconclusive	Negative	Positive	Percent positive	Total
RIVERSIDE METHODIST HOSPITAL LAB			1	100%	1
WILMINGTON NURSING AND REHAB			1	100%	1
PRIME CARE FAMILY MEDICINE			1	100%	1
CHATSWORTH ASSISTED LIVING COMMUNITY AT PGA NATIONAL			1	100%	1
AMD			1	100%	1
ACCESS LABORATORIES LLC			1	100%	1
ADVENTHEALTH MEDICAL GROUP ADULT AND SENIOR HEALTH			1	100%	1
MILFORD REGIONAL HOSPITAL			1	100%	1
Ramsey Village		1			1
CORNERSTONE OF RECOVERY INC		1			1
Waters of Covington		1			1
Lanier Rehab			1	100%	1
GUIDEWELL EMERGENCY MEDICINE DOCTORS LLC			1	100%	1
MEMORIAL HEALTH UNIVERSITY MEDICAL CENTER			1	100%	1
ST JOHNS PEDIATRICS PA		1			1
MEDEXPRESS URGENT CARE - NORTH LITTLE		1			1
ST VINCENTS AMBULATORY CARE INC			1	100%	1
BAHIA OAKS LODGE		1			1
VALLEY HOSPITAL MEDICAL CENTER		1			1
MARINA DEL REY HOSPITAL LAB			1	100%	1
ADVANCED MEDICAL LABORATORIES (AML)			1	100%	1
DOCTORS HOSPITAL OF LAREDO			1	100%	1
DESERT HOSPITAL/CPHU CLINICAL LABORATORY			1	100%	1
LAKEVIEW HEALTH CARE SYSTEM LLC			1	100%	1
KAISER PERMANENTE REGIONAL REFERENCE LABORATORY		1			1
LAURELLWOOD NURSING CENTER		1			1
ALL PRO ORTHOPEDICS & SPORTS MEDICINE, PA			1	100%	1
MIDDLEBURG PEDIATRICS			1	100%	1
MDS PHARMA SERVICES		1			1
HARDEE COUNTY FIRE RESCUE		1			1
EXACCARE KINGSTON, LLC			1	100%	1
HARLEM HOSPITAL CENTER		1			1
TAYLOR MANOR		1			1
SYNAPSE ANALYTICAL LABS		1			1
Glen Oaks Health and REhabilitation		1			1
STEWART FLORIDA ALF, INC			1	100%	1
THE INTERNAL MEDICAL GROUP		1			1
LADY LAKE SPECIALTY CARE			1	100%	1
REGIONAL MEDICAL CENTER BAYONET POINT			1	100%	1
Manor Care of Dunedin		1			1
SUNSHINE PEDIATRICS OF CENTRAL FLORIDA PL			1	100%	1
SANTA CLARA VALLEY MEDICAL CENTER			1	100%	1
DEVITA		1			1
Garden Isle Healthcare and Rehabilitation Center		1			1
NORTH FLORIDA MEDICAL CENTERS INC		1			1
WOODLAND TOWERS			1	100%	1
ORMOND BEACH URGENT CARE			1	100%	1

COVID-19: testing by laboratory

Data through Dec 8, 2020 verified as of Dec 9, 2020 at 10:25 AM

Data in this report are provisional and subject to change.

The numbers in the table below represent the number of Florida and non-Florida residents for whom test results were received by the Department of Health. A person can be tested by more than one laboratory and can have both positive and negative results. **Therefore, the sum of the numbers in each column will be larger than the total number of people tested.**

Reporting lab	Inconclusive	Negative	Positive	Percent positive	Total
HSRE-ASL CASSELBERRY TRS, LLC			1	100%	1
PEDIATRIC ASSOCIATES - JACKSONVILLE			1	100%	1
NEMOURS CHILDREN'S PRIMARY CARE, ST CLOUD			1	100%	1
SARASOTA MEMORIAL HOSPITAL		1			1
ALLIED PHYSICIANS GROUP		1			1
WELLINGTON WEST 100176			1	100%	1
USC VERDUGO HILLS HOSPITAL			1	100%	1
SUN CITY DIAGNOSTIC CENTER			1	100%	1
EAST END PEDIATRICS		1			1
Henry County Health and Rehabilitation		1			1
HELEN HAYES HOSPITAL LABORATORY		1			1
INTERNAL MEDICINE & PEDIATRICS OF TAMPA BAY PA			1	100%	1
BORINQUEN HEALTH CENTER			1	100%	1
MERITUS MEDICAL CENTER			1	100%	1
SMA BEHAVIORAL HEALTH SERVICES INC		1			1
HIGHLAND PARK LAKEWOOD PRESTON HOLLOW			1	100%	1
ADVENTHEALTH MEDICAL GROUP OBSTETRICS			1	100%	1
BRIDGEWATER PARK ASSISTED LIVING LLC			1	100%	1
MISSOURI DEPARTMENT OF HEALTH AND SENIOR SERVICES - STATE PH LAB		1			1
LOUNDY		1			1
XSTREMEMD			1	100%	1
Washington County Nursing HOMe			1	100%	1
CVS MINUTE CLINIC DIAG OF IND, LLC #6549		1			1
GWINNETT MEDICAL CENTER			1	100%	1
EMERGENCY CARE SERVICES LAB AT JFK MEDICAL CENTER			1	100%	1
WALGREENS #5130			1	100%	1
OCEAN MEDICAL CENTER		1			1
BELLE GLADES HEALTH CLINIC			1	100%	1
Medicalodges Neosho			1	100%	1
NEIGHBORCARE PHARMACY SERVICES		1			1
GAMMA HEALTHCARE, INC		1			1
MT CARMEL PHARMACY INC		1			1
FRESENIUS KIDNEY CARE FORT WALTON BEACH			1	100%	1
NABI		1			1
CLEVELAND HEARTLAB			1	100%	1
MINUTECLINIC LLC #7225			1	100%	1
SIGNATURE CARE MIDLAND			1	100%	1
GADSDEN FAMILY PRACTICE		1			1
SPECIALTY DRUG TESTING			1	100%	1
LEE MEMORIAL HOSPITAL OUTPATIENT SURGERY CENTER			1	100%	1
PRINCIPLE DIAGNOSTICS LLC			1	100%	1
LABRADOR PRIMARY CARE CENTER			1	100%	1
MID-FLORIDA PATHOLOGY LLC		1			1
SENIOR LIVING IV SUN CITY LLC		1			1
WELLMED AT FORT PIERCE		1			1
MEDEXPRESS URGENT CARE-PETERS TWP		1			1
FORT LOUDOUN PRIMARY CARE		1			1

COVID-19: testing by laboratory

Data through Dec 8, 2020 verified as of Dec 9, 2020 at 10:25 AM

Data in this report are provisional and subject to change.

The numbers in the table below represent the number of Florida and non-Florida residents for whom test results were received by the Department of Health. A person can be tested by more than one laboratory and can have both positive and negative results. **Therefore, the sum of the numbers in each column will be larger than the total number of people tested.**

Reporting lab	Inconclusive	Negative	Positive	Percent positive	Total
FLORIDA EPIDEMIOLOGY PROGRAM			1	100%	1
ADVENT HEALTH MEDICAL GROUP FAMILY MEDICINE			1	100%	1
HELIX BIOMEDICS LLC			1	100%	1
Eddy Memorial Geriatric Center		1			1
JUPITER PEDIATRIC ASSOCIATES, PA			1	100%	1
NORTH PINELLAS CHILDRENS MEDICAL CENTER INC			1	100%	1
SPRINGBROOK HOSPITAL			1	100%	1
MED TECH SERVICES OF PALM BEACH INC		1			1
LIFEGUARD AMBULANCE SERVICE LLC - BAY COUNTY			1	100%	1
ST.ELIZABETH HEALTH CENTER	1				1
OAKWOOD HOSPITAL - SOUTHSORE			1	100%	1
LABCORP TAMPA		1			1
ELEMENTS PHARMACY			1	100%	1
DR. PHILLIPS MEDICAL WELLNESS CENTER			1	100%	1
Kindred Hospital South Florida Hollywood SNU			1	100%	1
Autumn Care of Suffolk		1			1
CHRISTIANA HOSPITAL		1			1
SCIENCE CARE			1	100%	1
SEASONS HOSPICE AND PALLIATIVE CARE OF			1	100%	1
PALOMAR MEDICAL CENTER			1	100%	1
BLUEWATER TOXICOLOGY			1	100%	1
BAYCARE LABORATORIES			1	100%	1
MAINE CENTER FOR DISEASE CONTROL AND PREVENTION			1	100%	1
MEDEXPRESS URGENT CARE LAVALE		1			1
Trucare Living Centers - Columbus		1			1
AMERICAN HEALTH ASSOCIATES INC			1	100%	1
NEMOURS CHILDRENS PRIMARY CARE MAITLAND			1	100%	1
MALUHIA		1			1
The Crossroads		1			1
MEDICAL CENTER OF CENTRAL GEORGIA			1	100%	1
DEPT OF VA MEDICAL CENTER - MIAMI			1	100%	1
LAREDO EMERGENCY ROOM			1	100%	1
CORDOVA FAMILY PRACTICE			1	100%	1
FLORIDA DIGESTIVE AND LIVER SPECIALISTS			1	100%	1
PHYSICIANS PRIMARY CARE LEHIGH PEDS			1	100%	1
ADVENTHEALTH HOSPICE CARE CENTRAL FLORIDA		1			1
Gulfport Rehabilitation Center			1	100%	1
EDGAR PRICE FAMILY & CHILDREN HEALTHCARE CENTER			1	100%	1
Metro West Nursing and Rehab			1	100%	1
EASTSIDE MEDICAL CLINIC		1			1
AVERA ST. MARY'S HOSPITAL			1	100%	1
Good Samaritan Society - Albion		1			1
ADVANCED LABORATORY SERVICES			1	100%	1
SIGNATURE CARE LEWISVILLE-EMERGENCY CENTER			1	100%	1
CONVENIENT MEDICAL AND HEALTH SERVICES			1	100%	1
MORNINGSIDE NURSING AND REHABILITATION		1			1
TITUSVILLE CENTER FOR SURGICAL EXCELLENCE LLC		1			1

COVID-19: testing by laboratory

Data through Dec 8, 2020 verified as of Dec 9, 2020 at 10:25 AM

Data in this report are provisional and subject to change.

The numbers in the table below represent the number of Florida and non-Florida residents for whom test results were received by the Department of Health. A person can be tested by more than one laboratory and can have both positive and negative results. **Therefore, the sum of the numbers in each column will be larger than the total number of people tested.**

Reporting lab	Inconclusive	Negative	Positive	Percent positive	Total
EXCEPTIONAL EMERGENCY CENTER			1	100%	1
FLORIDA KEYS PED AND ADOLES CTR			1	100%	1
ILLINOIS DEPT OF PUBLIC HEALTH LABS			1	100%	1
SAINT JOSEPHS HOSPITAL OF ATLANTA			1	100%	1
HACKENSACK UNIVERSITY MEDICAL CENTER		1			1
SANTA ROSA PEDIATRICS			1	100%	1
DSI LABORATORIES-NAPLES-7TH			1	100%	1
EASTMAN HEALTHCARE & REHAB		1			1
HAMILTON CI MAIN UNIT ANNEX/ WORK CAMP			1	100%	1
KINGWOOD EMERGENCY HOSPITAL			1	100%	1
REGIONAL MEDICAL LABORATORY			1	100%	1
INTERNAL MEDICINE GROUP OF CENTRAL FLORIDA			1	100%	1
Carington Park			1	100%	1
SOUTHERN HILLS MEDICAL CENTER			1	100%	1
DE TAR HOSPITAL			1	100%	1
STONECREST MEDICAL CENTER		1			1
INSPIRE HEALTHCARE CENTER			1	100%	1
CONSULATE HEALTH CARE OF VERO BEACH			1	100%	1
ALL CARE URGENT CARE			1	100%	1
SERENADES BY SONATA		1			1
ALPHA CLINICAL LABORATORY CORP.			1	100%	1
TRUMAN MEDICAL CENTER - HOSPITAL HILL			1	100%	1
MID - FLORIDA PATHOLOGY LLC			1	100%	1
HILTON HEAD HOSPITAL/INPATIENT			1	100%	1
ROCKLEDGE HEALTH & REHABILITATION CENTER			1	100%	1
SIGNATURE CARE MEMORIAL CITY			1	100%	1
MOBILE MEDICAL ASSOCIATES PL			1	100%	1
PANCARE HEALTH - ALTHA PUBLIC			1	100%	1
BRANDON REGIONAL EMERGENCY CTR			1	100%	1
MANSFIELD MEDICAL LODGE			1	100%	1
MERCY – NORTH IOWA			1	100%	1
American Fork Care Center dba Heritage Care Center		1			1
MEA PRIMARY CARE PLUS BYRAM			1	100%	1
WAKULLA COUNTY HEALTH DEPARTMENT		1			1
Miller Health Care Center			1	100%	1
MINUTECLINIC LLC #5157			1	100%	1
ADVENT HEALTH CENTRAL TEXAS		1			1
OHIO VALLEY MANOR NURSING &		1			1
BREVARD FAMILY WALK IN CLINIC			1	100%	1
CLERMONT HEALTH DEPARTMENT			1	100%	1
BIOMERIEUX			1	100%	1
FHPG SURGICAL ASSOCIATES OF EAST PASCO			1	100%	1
CARE POINT HEALTH AND WELLNESS CENTER		1			1
Brio of Johnston		1			1
MEDEXPRESS URGENT CARE - WEIRTON		1			1
ONE MEDICAL GROUP		1			1
ST. JOHN HOSPITAL & MEDICAL CENTER			1	100%	1

COVID-19: testing by laboratory

Data through Dec 8, 2020 verified as of Dec 9, 2020 at 10:25 AM

Data in this report are provisional and subject to change.

The numbers in the table below represent the number of Florida and non-Florida residents for whom test results were received by the Department of Health. A person can be tested by more than one laboratory and can have both positive and negative results. **Therefore, the sum of the numbers in each column will be larger than the total number of people tested.**

Reporting lab	Inconclusive	Negative	Positive	Percent positive	Total
MEDEXPRESS URGENT CARE-PITTSFIELD		1			1
ARIZONA STATE LABORATORY			1	100%	1
HARDIN MEMORIAL HOSPITAL - HEARTLAND PATHOLOGY CONSULTANTS			1	100%	1
FLORIDA HEART AND VASCULAR MULTISPECIALTY GROUP PA			1	100%	1
ANY LAB TEST FAST CORP			1	100%	1
MID FLORIDA BIOLOGICALS			1	100%	1
NORTHEAST PEDIATRICS			1	100%	1
ASHLEY CLINICAL DIAGNOSTIC LABORATORY			1	100%	1
CAREWELL JW - WORCESTER LNC			1	100%	1
CAREHERE HUDSON BAY			1	100%	1
ARIZA WELLNESS CARE LLC			1	100%	1
URGENT DOC -NACOGODOCHES CLINIC			1	100%	1
Harbert Hills Academy Nursing Home		1			1
NEW ERA COMMUNITY HEALTH CENTER LLC		1			1
WHEATON FRANCISCAN LABORATORY			1	100%	1
DOCTORS CARE OF PALM COAST			1	100%	1
SEATTLE-KING COUNTY			1	100%	1
DOCTOR'S IN-HOUSE LAB/COMMUNITY HEALTH CENTERS OF PINELLAS - JOHNNIE R			1	100%	1
ROYAL PALM PEDIATRICS			1	100%	1
SYNERGENE LABORATORY			1	100%	1
ADVANCED RESEARCH AND DIAGNOSTIC LABORATORY UNIVERSITY OF MINNESOTA			1	100%	1
MERCYONE DES MOINES MEDICAL CENTER			1	100%	1
RIVERSIDE MEDICAL CENTER		1			1
FLAGLER PROFESSIONAL HEALTH CARE SERVICES INC		1			1
DUKE HEALTH REGIONAL HOSPITAL			1	100%	1
ANDREWS INSTITUTE AMBULATORY SURGERY CENTER		1			1
SHEEPSHEAD BAY URGENT CARE		1			1
WANTAGH URGENT CARE		1			1
KANA MEDICAL			1	100%	1
FAIRFIELD MEDICAL CENTER			1	100%	1
Community Compassion Center of Batesville			1	100%	1
WESTWOOD NURSING & REHAB		1			1
EXPRESS CARE OF THE SHOALS		1			1
FALMOUTH BY THE SEA			1	100%	1
LIFE CARE CENTER OF HILTON HEAD		1			1
441 URGENT CARE CENTER - BROWNWOOD			1	100%	1
DOCTORS MEMORIAL HOSP HOME HEALTH CARE		1			1
BROOKSHIRE, THE			1	100%	1
FAMILY PRACTICE ASSOCIATES		1			1
HAWKEYE CARE CENTER DUBUQUE		1			1
LAS PALMAS MEDICAL CENTER			1	100%	1
ST LUKES SURGICAL AT THE VILLAGES INC			1	100%	1
CHP COVID-19 (TX)			1	100%	1
AVALON FAMILY RESORT ASSISTED LIVING LLC		1			1
DOYLESTOWN HOSPITAL			1	100%	1
HIBISCUS COURT			1	100%	1
Southwest Louisiana Veterans Home			1	100%	1

COVID-19: testing by laboratory

Data through Dec 8, 2020 verified as of Dec 9, 2020 at 10:25 AM

Data in this report are provisional and subject to change.

The numbers in the table below represent the number of Florida and non-Florida residents for whom test results were received by the Department of Health. A person can be tested by more than one laboratory and can have both positive and negative results. **Therefore, the sum of the numbers in each column will be larger than the total number of people tested.**

Reporting lab	Inconclusive	Negative	Positive	Percent positive	Total
HERNANDO CHILDREN'S			1	100%	1
MEMORIAL HEALTH SYSTEM		1			1
CVS HEALTH, #5962		1			1
PROGRESSIVE MEDICAL RESEARCH			1	100%	1
MEDEXPRESS URGENT CARE-HERSHEY		1			1
GENESIS MICROBIOLOGY LAB		1			1
CAROLINAS HEALTHCARE SYSTEM LAB			1	100%	1
CYPRESS CREEK MEDICAL CENTER			1	100%	1
Manassas Health & Rehab			1	100%	1
AZALEALAND NURSING HOME		1			1
PCR DIAGNOSTICS			1	100%	1
CRUSADER COMMUNITY HEALTH			1	100%	1
SUMMERFIELD PAIN MANAGEMENT			1	100%	1
ACCURATE HEALTH SERVICES CORP			1	100%	1
ST VINCENT'S AMBULATORY CARE INC			1	100%	1
PROGENESIS INC			1	100%	1
Rosedale Green		1			1
LAKE PLACID HEALTH AND REHABILITATION			1	100%	1
MED EXPRESS URGENT CARE PC - MARYLAND		1			1
LEGACY AT HIGHWOODS PRESERVE		1			1
BEAUMONT REFERENCE LABORATORY			1	100%	1
Bayou Vista Community Care Center			1	100%	1
CARESPOT URGENT CARE		1			1
EXPEDIAN URGENT CARE			1	100%	1
DUKE UNIVERSITY POINT OF CARE TESTING PROGRAM			1	100%	1
BAYCARE OUTREACH LAB WH SOUTH			1	100%	1
LEE MEMORIAL HOSPITAL BLOOD GAS LAB			1	100%	1
HALIFAX HEALTH PRIMARY CARE			1	100%	1
Greystone Health Care Center		1			1
STUART SURGERY CENTER, LLC			1	100%	1
SANTA MONICA CA-UCLA MC			1	100%	1
VA OPTOMETRY CLINIC			1	100%	1
CACERES SPECIALIZED GYNECOLOGY		1			1
INTEGRATED REGIONAL LABS			1	100%	1
HOUSTON METHODIST HOSPITAL			1	100%	1
THE HEART HOSPITAL BAYLOR PLANO			1	100%	1
MEDICAL CITY NORTH HILLS			1	100%	1
SOLARIS HEALTHCARE PLANT CITY		1			1
COASTAL LABORATORIES OF FLORIDA			1	100%	1
THEDACARE FAMILY MEDICINE GATEWAY			1	100%	1
PRISMA HEALTH TUOMEY LABORATORY			1	100%	1
FLORIDA HOSPITAL TRANSPLANT CENTER		1			1
CANDLER HOSPITAL			1	100%	1
MEDEXPRESS-HOUSTON EAST FWY		1			1
TITUSVILLE REHABILITATION AND NURSING CENTER		1			1
HARBOR BEACH NURSING AND REHABILITATION CENTER			1	100%	1
BAYFRONT HEALTH - CONVENIENT CARE NORTHEAST			1	100%	1

COVID-19: testing by laboratory

Data through Dec 8, 2020 verified as of Dec 9, 2020 at 10:25 AM

Data in this report are provisional and subject to change.

The numbers in the table below represent the number of Florida and non-Florida residents for whom test results were received by the Department of Health. A person can be tested by more than one laboratory and can have both positive and negative results. **Therefore, the sum of the numbers in each column will be larger than the total number of people tested.**

Reporting lab	Inconclusive	Negative	Positive	Percent positive	Total
Elm Crest Senior Living Community		1			1
SACRED HEART HEALTH SYSTEM- MIDWIFE PROGRAM			1	100%	1
Shoreline Care Center			1	100%	1
NEVADA DEPARTMENT OF HEALTH AND HUMAN SERVICES			1	100%	1
MEDSTAR HEALTH URGENT CARE			1	100%	1
LAWRENCE GENERAL HOSPITAL			1	100%	1
HENDRY REGIONAL CONVENIENT CARE CENTER			1	100%	1
LAKE CONWAY URGENT CARE LLC		1			1
CARE CENTERS OF NASSAU, LLC - HENDRICKS RD		1			1
CARESPOT EXPRESS HEALTHCARE BOYNTON BEACH			1	100%	1
BOND COUNTY HEALTH DEPARTMENT			1	100%	1
PULSE MEDICAL GROUP INC			1	100%	1
OXY-GENLAB			1	100%	1
CALIFORNIA PUBLIC HEALTH LABORATORY			1	100%	1
MEDEXPRESS URGENT CARE - IRVING		1			1
PENSACOLA PATHOLOGY		1			1
CHILDRENS SPECIALIST PEDIATRIC PULMMOLOGY &			1	100%	1
SV MOBILE HEALTH			1	100%	1
Senatobia Healthcare & Rehab		1			1
SOUTHWEST FLORIDA DIVISION LAB			1	100%	1
MED CHOICE CENTER OF NORTH MIAMI			1	100%	1
MEDICAL CLINIC OF HOUSTON			1	100%	1
ST. LUKES HOSPITAL			1	100%	1
CVS MINUTE CLINIC DIAGNOSTIC OF VIRGINIA		1			1
GRAND VIEW HOSPITAL			1	100%	1
BEAUMONT HOSPITAL			1	100%	1
MCH PHYSICIANS GROUP			1	100%	1
Valley Center (WV)			1	100%	1
HUNEYCUTT FAMILY PRACTICE			1	100%	1
SURGERY CENTER, THE			1	100%	1
SACRED HEART HEALTH SYSTEM, INC			1	100%	1
ST GERARD'S COMMUNITY OF CARE		1			1
WALGREENS #01398			1	100%	1
JACKSON MADISON CO. GEN. HOSPITAL			1	100%	1
VETERANS AFFAIRS MEDICAL CENTER - GREATER LOS ANGELES			1	100%	1
Douglas County Health Center		1			1
MEDEXPRESS URGENT CARE - MIDLOTHIAN		1			1
NAVAL MEDICAL CENTER			1	100%	1
ORCHID TERRACE		1			1
SUN CLINICAL LABORATORIES			1	100%	1
LITTLE FALLS HOSPITAL LABORATORY		1			1
CSL PLASMA LAB			1	100%	1
HEALTHCARE FOR THE HOMELESS			1	100%	1
MD NOW URGENT CARE MEDICAL CENTERS INC			1	100%	1
INFECTION CONTROL DEPT			1	100%	1
ER NEAR ME HULEN		1			1
Princeton Place			1	100%	1

COVID-19: testing by laboratory

Data through Dec 8, 2020 verified as of Dec 9, 2020 at 10:25 AM

Data in this report are provisional and subject to change.

The numbers in the table below represent the number of Florida and non-Florida residents for whom test results were received by the Department of Health. A person can be tested by more than one laboratory and can have both positive and negative results. **Therefore, the sum of the numbers in each column will be larger than the total number of people tested.**

Reporting lab	Inconclusive	Negative	Positive	Percent positive	Total
CELEBRATION FAMILY PHYSICIANS LLC			1	100%	1
BEST MEDICAL CENTER		1			1
AUSTIN PUBLIC HEALTH			1	100%	1
GRACE HEALTHCARE OF LAKE WALES		1			1
NORTH SHORE HEMATOLOGY-ONCOLOGY ASSOCIATES PC		1			1
MEDEXPRESS URGENT CARE-CHIPPEWA		1			1
ACCESS FAMILY CARE LLC			1	100%	1
NORTH CAROLINA STATE LABORATORY OF PUBLIC HEALTH, SPECTRUM LAB NETWORK			1	100%	1
USF PHYSICIANS GROUP			1	100%	1
FAMILY MEDICAL CENTERS			1	100%	1
ST. MARY MEDICAL CENTER		1			1
TITUSVILLE TOWERS ASSISTED LIVING		1			1
PUBLIX PHARMACY #0332		1			1
CAREMED CLINIC LLC			1	100%	1
SISTERS MISSION			1	100%	1
MIDDLE TENN MENTAL HEALTH INSTITUTE		1			1
WARD MEMORIAL HOSPITAL		1			1
LEE PHYSICIAN GROUP			1	100%	1
SAINT ALPHONSUS REGIONAL MEDICAL CENTER			1	100%	1
LEHIGH PULMONARY ASSOCIATES			1	100%	1
LAKESIDE MEDICAL CENTER		1			1
PATHOLOGYT & LAB MEDICINE SERVICES			1	100%	1
BRIDGE DIAGNOSTICS			1	100%	1
TAMPA INTERNATIONAL AIRPORT			1	100%	1
LADY OF THE SEA HOSPITAL LAB			1	100%	1
NORTH MIAMI BEACH SURGICAL CENTER			1	100%	1
METROHEALTH SYSTEM			1	100%	1
FLORHAM PARK ENDOSCOPY CENTER		1			1
PINNACLE DIALYSIS		1			1
MINUTE CLINIC DIAGNOSTICS OF IN, LLC #6252		1			1
LUMICO LIFE INSURANCE COMPANY		1			1
GOLDING-GRANADO MEDICAL ASSOCIATES		1			1
SOUTHERN LABORATORY SERVICES OF NWF		1			1
RIVERSIDE COUNTY PUBLIC HEALTH LABORATORY			1	100%	1
CARTERSVILLE MEDICAL CENTER			1	100%	1
UNIVERSITY URGENT CARE			1	100%	1
LATCHER LABORATORY OF A O FOX MEMORIAL		1			1
NEW YORK CITY DEPARTMENT OF HEALTH			1	100%	1
JOHN D. ARCHBOLD MEMORIAL HOSPITAL			1	100%	1
FLORIDA MEDICAL ASSOCIATES LLC			1	100%	1
PALM COAST DRAW STATION/AMERICAN HEALTH ASSOCIATES		1			1
HEARTLAND REGIONAL MEDICAL CENTER		1			1
LABONE		1			1
GREENTREE MEDICAL CENTER			1	100%	1
OAK HAVEN REHAB AND NURSING CENTER			1	100%	1
MAYO CLINIC OUTPATIENT DIALYSIS CENTER			1	100%	1
Garden View Care Center at Dougherty Ferry		1			1

COVID-19: testing by laboratory

Data through Dec 8, 2020 verified as of Dec 9, 2020 at 10:25 AM

Data in this report are provisional and subject to change.

The numbers in the table below represent the number of Florida and non-Florida residents for whom test results were received by the Department of Health. A person can be tested by more than one laboratory and can have both positive and negative results. **Therefore, the sum of the numbers in each column will be larger than the total number of people tested.**

Reporting lab	Inconclusive	Negative	Positive	Percent positive	Total
NOVALIFE MEDSPA			1	100%	1
CARENOW URGENT CARE-WEST END		1			1
PENINSULA REGIONAL MED CTR LAB			1	100%	1
PRIMEX CLINICAL LABORATORIES INC			1	100%	1
PEDIATRIC HEALTHCARE ALLIANCE PA			1	100%	1
VILLAGES REHABILITATION AND NURSING CENTER		1			1
WINDSOR MANOR			1	100%	1
OAKMONT WEST- GREENVILLE SC		1			1
PRACTITIONERS IN MOTION			1	100%	1
FLORIDA SCHOOL FOR THE DEAF AND THE BLIND			1	100%	1
VIRTUA WEST JERSEY HOSPITAL		1			1
FLAGLER COUNTY BOARD OF COUNTY COMMISSIONERS			1	100%	1
LITTLE COMPANY OF MARY HOSPITAL			1	100%	1
ARDEN COURTS OF PALM HARBOR			1	100%	1
NEMOURS CHILDRENS PRIMARY CARE CLERMONT			1	100%	1
THE MEDICAL CENTER AT BOWLING GREEN			1	100%	1
UNIVERSITY OF IOWA HOSPITALS & CLINICS			1	100%	1
MAYO CLINICAL LABORATORIES		1			1
PALMS OF FT MYERS,THE			1	100%	1
ADVENTHEALTH PHYSICIAN GROUP - APPLEWOOD			1	100%	1
CITRONELLE HEALTH AND REHABILITATION CENTER		1			1
MEDEXPRESS URGENT CARE - ROSS TOWNSHIP		1			1
ALLIANCE LABORATORY SERVICES			1	100%	1
Rio Grande City Nursing and Rehab Center			1	100%	1
FALKVILLE HEALTHCARE		1			1
FRASER MEMORIAL HOSPITAL			1	100%	1
HARBOUR'S EDGE		1			1
CITY OF NEW YORK DEPARTMENT OF HEALTH			1	100%	1
STEINHATCHEE DRUGS			1	100%	1
LAKE REGIONAL HEALTH			1	100%	1
ST. PETERSBURG PEDIATRICS- 38TH AVENUE			1	100%	1
FAIRVIEW SOUTHDAL			1	100%	1
HARRIS URGENT CARE CENTER			1	100%	1
CLERMONT PEDIATRICS, PA			1	100%	1
SIGNATURE CARE COLLEGE STATION			1	100%	1
TMH PHYSICIAN PARTNERS BLOUNTSTOWN			1	100%	1
WHITE-WILSON MEDICAL CENTER - FORT WALTON BEACH			1	100%	1
DISCOVERY AT HOME, LLC			1	100%	1
BIOMAT USA			1	100%	1
MEDICAL ASSOCIATES OF BREVARD LLC		1			1
MOBILE RESPONSE DIAGNOSTICS LLC		1			1
AFTER HOURS PEDS			1	100%	1
UMASS MEMORIAL/MARLBORO HOSPITAL			1	100%	1
BAYCARE MEDICAL GROUP, INC		1			1
SOUTHERN WINDS			1	100%	1
NORTH BROWARD MEDICAL CENTER			1	100%	1
BROOKS REHAB			1	100%	1

COVID-19: testing by laboratory

Data through Dec 8, 2020 verified as of Dec 9, 2020 at 10:25 AM

Data in this report are provisional and subject to change.

The numbers in the table below represent the number of Florida and non-Florida residents for whom test results were received by the Department of Health. A person can be tested by more than one laboratory and can have both positive and negative results. **Therefore, the sum of the numbers in each column will be larger than the total number of people tested.**

Reporting lab	Inconclusive	Negative	Positive	Percent positive	Total
MEDEXPRESS URGENT CARE - JEANNETTE		1			1
MINNESOTA DEPARTMENT OF HEALTH LABORATORY			1	100%	1
MEDEXPRESS - WILMINGTON KIRKWOOD HIGHWAY		1			1
IZ MEDICAL		1			1
BAPTIST HEALTH SURGERY CENTER			1	100%	1
DEACONESS URGENT CARE CENTER			1	100%	1
WINTER GARDEN CHILDREN'S HEALTH CENTERS			1	100%	1
POPLAR HEALTHCARE			1	100%	1
NORTHERN KENTUCKY HEALTH DEPARTMENT			1	100%	1
LILY PHARMACY		1			1
UF HEALTH THE VILLAGES			1	100%	1
VA PRIMARY CARE ANNEX			1	100%	1
SUNCOAST COMMUNITY HEALTH CENTERS INC		1			1
COMMONWEALTH OF VIRGINIA DIVISION OF CONSOLIDATED LABORATORY SERVICES			1	100%	1
WillowBrooke Court at Westminster Village		1			1
SELF REGIONAL HEALTHCARE			1	100%	1
HAYS CLINICAL LAB			1	100%	1
VETERANS AFFAIRS MEDICAL CENTER - EAST ORANGE			1	100%	1
WALGREENS #06025		1			1
SKYRIDGE CLINICAL ASSOCIATES		1			1
Manorcare Health Services West Reading North		1			1
MOUNT SINAI AVENTURA DIAGNOSTIC CENTER			1	100%	1
DEPARTMENT OF HEALTH/ NEW YORK			1	100%	1
FLORIDA DEPARTMENT OF HEALTH PALM BEACH COUNTY			1	100%	1
NEW ERA HEALTH CENTER INC		1			1
WALKIN MEDICAL URGENT CARE,NEW CITY			1	100%	1
DIXITKUMAR N MODI MD PA			1	100%	1
CAH ACQUISITION COMPANY 11 LLC			1	100%	1
FHPG_EXP CARE W HILLSBOROUGH			1	100%	1
Hampton Court Nursing and Rehabilitation Center			1	100%	1
AFFINITY URGENT CARE			1	100%	1
CULVER CITY URGENT CARE			1	100%	1
LAKE MARY - STIRLING CENTER SUITE 202			1	100%	1
PALMETTO PRIMARY CARE PHYSICIANS			1	100%	1
UNIVERSITY OF MARYLAND PATHOLOGY ASSOCIATES			1	100%	1
Lemont Nursing and Rehab Center			1	100%	1
Livingston County Center for Nursing and Rehabilitation		1			1
LEXINGTON PLACE SENIOR LIVING COMMUNITY		1			1
Caldwell Care		1			1
PARTNERS IN PRIMARY CARE		1			1
Community Care Center of Heritage House, LLC			1	100%	1
BAPTIST HOSPITAL EMPLOYEE HEALTH OFF			1	100%	1
BASCOM PALMER-MICRO LAB			1	100%	1
TWIN			1	100%	1
Metairie Healthcare Center			1	100%	1
ARNOLD PALMER HOSPITAL LAB POCT		1			1
SPECTRUM LABORATORY			1	100%	1

COVID-19: testing by laboratory

Data through Dec 8, 2020 verified as of Dec 9, 2020 at 10:25 AM

Data in this report are provisional and subject to change.

The numbers in the table below represent the number of Florida and non-Florida residents for whom test results were received by the Department of Health. A person can be tested by more than one laboratory and can have both positive and negative results. **Therefore, the sum of the numbers in each column will be larger than the total number of people tested.**

Reporting lab	Inconclusive	Negative	Positive	Percent positive	Total
MEDEXPRESS URGENT CARE - ANDERSON		1			1
ONPOINT URGENT CARE			1	100%	1
BOSTON MEDICAL CENTER			1	100%	1
Chateau Living Center			1	100%	1
MEDEXPRESS URGENT CARE, MOON TOWNSHIP		1			1
TRAVIS LEE THOMPSON MD			1	100%	1
HEALTHQUEST, INC			1	100%	1
TULANE MEDICAL CENTER			1	100%	1
A.G. Rhodes		1			1
JUPITER MEDICAL CENTER URGENT CARE - STUART			1	100%	1
QUINTON MEMORIAL HEALTH CARE CENTER		1			1
COMMUNICABLE DISEASE CONTROL/PUBLIC HEALTH EMERGENCY PREPAREDNESS			1	100%	1
ALLEGANY COUNTY DEPARTMENT OF HEALTH		1			1
HOWELL BRANCH COURT			1	100%	1
PARK AVENUE DERMATOLOGY NORTH			1	100%	1
TMH PHYSICIAN PARTNERS SOUTHWOOD			1	100%	1
PROVIDENCE ST PETER HOSPITAL		1			1
SACRED HEART MEDICAL CENTER			1	100%	1
MORGAN STANELY HEALTH CENTER		1			1
KANSAS CITY VA MEDICAL CENTER			1	100%	1
ST CLOUD COMPOUNDING PHARMACY & WELLNESS CENTER		1			1
Lutheran Community at Telford		1			1
RENOWN REGIONAL MEDICAL CENTER			1	100%	1
NEW YORK UNIVERSITY MEDICAL CENTER			1	100%	1
DIAGNOSTIC & MEDICAL SPECIALISTS OF GREENWICH		1			1
2504-HOMEWOOD		1			1
LIFELINK OF FLORIDA			1	100%	1
ICARE		1			1
HEALGEN SCIENTIFIC			1	100%	1
LAKELAND MEDICAL CENTER			1	100%	1
Alden Lincoln Park			1	100%	1
DASCENA LAB			1	100%	1
TREASURE COAST PRIMARY CARE		1			1
CAREHERE LLC			1	100%	1
METRO HEALTH HOSPITAL LABORATORY		1			1
NORTHSIDE HOSPITAL DULUTH			1	100%	1
WALGREENS #10308		1			1
HEALTH ALLIANCE			1	100%	1
MEDEXPRESS URGENT CARE - PANTOPS		1			1
MIAMI-DADE COUNTY HEALTH DEPT.		1			1
PORT SAINT LUCIE HOSPITAL		1			1
MARTIN MEDICAL CENTER INC		1			1
University Plaza Rehabilitation and Nursing			1	100%	1
Cornerstone at the Ranch		1			1
ST. MICHAEL'S ELITE HOSPITAL			1	100%	1
HENRY FORD WEST BLOOMFIELD HOSPITAL			1	100%	1
TREASURE COAST MEDICAL CONCIERGE LLC			1	100%	1

COVID-19: testing by laboratory

Data through Dec 8, 2020 verified as of Dec 9, 2020 at 10:25 AM

Data in this report are provisional and subject to change.

The numbers in the table below represent the number of Florida and non-Florida residents for whom test results were received by the Department of Health. A person can be tested by more than one laboratory and can have both positive and negative results. **Therefore, the sum of the numbers in each column will be larger than the total number of people tested.**

Reporting lab	Inconclusive	Negative	Positive	Percent positive	Total
Diversicare of Smyrna		1			1
GIBSON AREA PRIMARY CARE			1	100%	1
PEDIATRICS URGENT CARE, LLC			1	100%	1
VA OUTPATIENT PHARMACY			1	100%	1
Sherwood Oaks Health Center			1	100%	1
CATHEDRAL GERONTOLOGY CENTER DBA CATHEDRAL CARES			1	100%	1
UF KANAPAHA LAB BEAKER		1			1
MEDEXPRESS URGENT CARE FOX CHAPEL		1			1
MEDEXPRESS URGENT CARE-SCOTT TOWNSHIP		1			1
Harris Hill Nursing Facility		1			1
PREMIER PEDIATRICS			1	100%	1
MARYLAND DEPARTMENT OF HEALTH AND MENTAL HYGIENE			1	100%	1
UNIVERSITY OF SOUTH FLORIDA			1	100%	1
JOSEPH SCHENKER MD PC		1			1
ADVENTHEALTH MEDICAL GROUP FAMILY AND INTERNAL			1	100%	1
CHESAPEAKE REGIONAL MEDICAL CENTER			1	100%	1
HCL LABORATORIES			1	100%	1
FRESENIUS SOUTH FORT MYERS		1			1
LEELANAU OPCO, LLC		1			1
TANGLEWOOD MANOR		1			1
PHYSICIANS PREMIER			1	100%	1
SOUTHERN SPRINGS HEALTH CARE		1			1
CFCH - FROSTPROOF			1	100%	1
BLOOD SYSTEMS LABORATORIES			1	100%	1
SONNI'S PEDIATRICS			1	100%	1
CELEBRATION HOSPITAL			1	100%	1
Central Park Healthcare & Rehabilitation Center		1			1
SOUTHWEST REGIONAL PCR LABORATORY			1	100%	1
COMMUNITY			1	100%	1
LAKE LURE HEALTH CENTER			1	100%	1
LONGWOOD PEDIATRICS LLC			1	100%	1
ST. MARY'S HOSPITAL			1	100%	1
LINCOLN MEDICAL CENTER		1			1
WHITE WILSON MEDICAL CENTER NEPHROLOGY			1	100%	1
GRAND VILLA OF PINELLAS PARK			1	100%	1
MADISON FACILITY INC			1	100%	1
Village Crest Center for Health & Rehabilitation		1			1
URGENT CARE OF FORT LAUDERDALE INC			1	100%	1
SAINT BARNABAS MEDICAL CENTER		1			1
VIVEX/UMTB BIOMEDICAL			1	100%	1
Cortland Acres Association		1			1
HELGEMO & LIU PEDIATRICS			1	100%	1
DAVENPORT PEDIATRICS CLERMONT PA		1			1
CALIFORNIA DIVISION OF COMMUNICABLE DISEASE CONTROL			1	100%	1
BAYOU URGENT CARE			1	100%	1
CLAY PRIMARY & FAMILY CARE LLC			1	100%	1
PALM BEACH DIABETES AND ENDOCRINE SPECIALISTS, PA			1	100%	1

COVID-19: testing by laboratory

Data through Dec 8, 2020 verified as of Dec 9, 2020 at 10:25 AM

Data in this report are provisional and subject to change.

The numbers in the table below represent the number of Florida and non-Florida residents for whom test results were received by the Department of Health. A person can be tested by more than one laboratory and can have both positive and negative results. **Therefore, the sum of the numbers in each column will be larger than the total number of people tested.**

Reporting lab	Inconclusive	Negative	Positive	Percent positive	Total
Imperial Healthcare Centre			1	100%	1
GEORGE WASHINGTON UNIVERSITY HOSPITAL			1	100%	1
SHAH			1	100%	1
MD NOW URGENT CARE			1	100%	1
Tremont Health & Rehabilitation Center		1			1
ADVENT HEALTH - OWASA			1	100%	1
THE CHILDREN'S HOSPITAL OF PHILADELPHIA		1			1
HEALTHCARE ASSOCIATES OF IRVING, LLP			1	100%	1
SHARON REGIONAL MEDICAL CENTER			1	100%	1
NORTH SHORE HEMATOLOGY-ONCOLOGY ASSOCI		1			1
BEAUFORT MEMORIAL			1	100%	1
HEALTH PLUS SUNRISE MEDICAL OFFICE			1	100%	1
TMH PHYSICIAN PARTNERS			1	100%	1
MED TECH CLINICAL LABORATORY		1			1
LABORATORIO MEDICO CENTRAL CONDOMINO MD			1	100%	1
ADVANCED URGENT CARE OF MARATHON			1	100%	1
NORTHEAST TEXAS DIALYSIS		1			1
LOPEZ		1			1
LSU MEDICAL CENTER			1	100%	1
MINUTECLINIC LLC # 3930			1	100%	1
INDIAN RIVER CLINICAL LABORATORY, INC.		1			1
MEDEXPRESS - NEW CASTLE, DUPONT HWY		1			1
FLORIDA STATE UNIVERSITY HEALTH SERVICES			1	100%	1
MADISON AT OVIEDO			1	100%	1
STANLY REGIONAL MEDICAL CENTER			1	100%	1
COSTCO PHARMACY #1023			1	100%	1
TENNOVA ER - SANGO			1	100%	1
NORTH SHORE HEMATOLOGY-ONCOLOGY ASSOCIATES		1			1
LUTHERAN HAVEN EXTENDED CONGREGATE CAR		1			1
WINCHESTER HOSPITAL			1	100%	1
ADVENTHEALTH IMAGING LAKE NONA			1	100%	1
NADAL PEDIATRICS		1			1
Integrity Healthcare of Carbondale			1	100%	1
LISTENING DOCTOR PLLC, THE			1	100%	1
PRIMECARE AT PORT ORANGE			1	100%	1
AFFILIATED LABORATORIES INC			1	100%	1
MEDONE URGENT CARE			1	100%	1
PORT ORANGE NURSING & REHAB			1	100%	1
BIOMAT ORLANDO		1			1
QC LABORATORY			1	100%	1
ALPHA 1 ANTITRYPSIN RESEARCH PROGRAM			1	100%	1
FULGENT GENETICS HOUSTON		1			1
SUMMIT LABORATORY			1	100%	1
ST MARYS MEDICAL CENTER			1	100%	1
DONALSONVILLE HOSPITAL			1	100%	1
MEDEXPRESS URGENT CARE MORGANTOWN		1			1
ORMC-ARDEN/EOI			1	100%	1

COVID-19: testing by laboratory

Data through Dec 8, 2020 verified as of Dec 9, 2020 at 10:25 AM

Data in this report are provisional and subject to change.

The numbers in the table below represent the number of Florida and non-Florida residents for whom test results were received by the Department of Health. A person can be tested by more than one laboratory and can have both positive and negative results. **Therefore, the sum of the numbers in each column will be larger than the total number of people tested.**

Reporting lab	Inconclusive	Negative	Positive	Percent positive	Total
COVID RAPID LABS			1	100%	1
Oakwood - North Baldwins Center for Living		1			1
ORLANDO HEALTH PHYSICIAN GROUP			1	100%	1
ST JOHNS EPISCOPAL HOSPITAL SOUTH SHORE		1			1
BROOKS -TLC HOSPITAL SYSTEM			1	100%	1
ACCESS MEDICAL GROUP OF TAMPA INC			1	100%	1
COVENANT HEALTH		1			1
BOONE DRUG & HEALTHCARE AT DEERFIELD			1	100%	1
PORTSMOUTH REG. HOSPITAL			1	100%	1
HAMILTON CHD		1			1
MEDICAL ARTS LABORATORY			1	100%	1
CLINIC OF PEDIATRICS & GI MEDICINE INC			1	100%	1
INNOVATIVE HEALTH DIAGNOSTIC OF CALIFORNIA			1	100%	1
PROFESSIONAL HEALTH EXAMINERS			1	100%	1
Bolingreen Health and Rehabilitation		1			1
PSL JAX BEACH OPERATIONS LLC			1	100%	1
HANCOCK REGIONAL HOSPITAL		1			1
ANDREWS			1	100%	1
IDAHO HEALTH DEPARTMENT			1	100%	1
OCCUPATIONAL HEALTH CENTER		1			1
Oakview Manor Health and Rehab		1			1
PASCO COUNTY HEALTH DEPARTMENT			1	100%	1
FLORIDA DEPARTMENT OF HEALTH (FDOH)			1	100%	1
HOLY FAMILY MEDICAL CENTER		1			1
FLORIDA DEPARTMENT OF HEALTH SEMINOLE COUNTY		1			1
ALTA BATES SUMMIT MEDICAL CENTER CLINICAL LAB			1	100%	1
ASCENSION ST VINCENT'S MEDICAL CENTER			1	100%	1
SPECTRUM LUDINGTON			1	100%	1
CLIFTON-FINE HOSPITAL LABORATORY		1			1
VIERA HEALTH AND REHABILITATION CENTER			1	100%	1
Villa Maria			1	100%	1
HOLMES FAMILY PRACTICE PA			1	100%	1
CLINICAL LABORATORY DEPARTMENT			1	100%	1
PROVIDENCE HOSPITAL			1	100%	1
ADVANCE GASTROENTEROLOGY			1	100%	1
Riverside Nursing & Rehabilitation Center		1			1
SUNY AT STONY BROOK			1	100%	1
VELOCITY URGENT CARE			1	100%	1
Oak Hill Health & Rehabilitation Center			1	100%	1
THYROID SPECIALTY LABORATORY			1	100%	1
RHODE ISLAND DEPARTMENT OF HEALTH			1	100%	1
UPSON REGIONAL MEDICAL CENTER			1	100%	1
TERRELL URGENT CARE			1	100%	1
SCRIPPS CLINIC MEDICAL			1	100%	1
LAB. CORP. OF AMERICA			1	100%	1
MULBERRY'S MOBILE PROVIDER SERVICES LLC			1	100%	1
HOLYOKE MEDICAL CENTER			1	100%	1

COVID-19: testing by laboratory

Data through Dec 8, 2020 verified as of Dec 9, 2020 at 10:25 AM

Data in this report are provisional and subject to change.

The numbers in the table below represent the number of Florida and non-Florida residents for whom test results were received by the Department of Health. A person can be tested by more than one laboratory and can have both positive and negative results. **Therefore, the sum of the numbers in each column will be larger than the total number of people tested.**

Reporting lab	Inconclusive	Negative	Positive	Percent positive	Total
ADVANCED MEDICAL RESEARCH CENTER LLC			1	100%	1
LP ELIZABETHTON		1			1
PREMIER FAMILY AND SPORTS MEDICINE LLC			1	100%	1
STARLING AT NOCATEE			1	100%	1
NFRC CLINICAL LAB			1	100%	1
PARKWAY REGIONAL MEDICAL CENTER LAB			1	100%	1
MEDEXPRESS URGENT CARE-DUBOIS		1			1
TALLAHASSEE MEMORIAL HEALTHCARE			1	100%	1
OMNICARE PHARMACY OF TEXAS 1, LP		1			1
VILLAGES HEALTH SYSTEM, LLC, THE			1	100%	1
CHRISTUS SPOHN HOSPITAL			1	100%	1
Buena Vista Care Center		1			1
The Evangelical Lutheran Good Samaritan Society Prescott Village		1			1
SOUTHEAST MISSOURI HOSPITAL		1			1
TMH PHYSICIAN PARTNERS QUINCY			1	100%	1
ADVENTHEALTH MEDICAL GROUP PEDIATRICS		1			1
MINUTECLINIC DIAGNOSTIC MED GRP OF CA		1			1
BAPTIST EMERGENCY HOSPITAL KELLY			1	100%	1
MEDEXPRESS URGENT CARE PORT HURON		1			1
MEDEXPRESS URGENT CARE - FREDERICK		1			1
DEL PRADO MEDICAL CENTER, INC		1			1
NEW YORK STATE DEPTARTMENT OF HEALTH			1	100%	1
PHYSICIANS REGIONAL MEDICAL CTR - COLLIER BLVD			1	100%	1
PEDIATRIC ASSOCIATES - DORAL			1	100%	1
OVIEDO CHILDRENS HEALTH CENTER LLC		1			1
Heritage Health of Peru			1	100%	1
UHEALTH CORAL SPRINGS			1	100%	1
MAINE HEALTH AND ENVIRONMENTAL TESTING LABORATORY			1	100%	1
SPINE & PAIN CONSULTANT PLLC		1			1
CLAYMED OF NORTH FLORIDA			1	100%	1
ALLEGHENY GENERAL HOSPITAL			1	100%	1
SOUTH FLORIDA PEDIATRIC PARTNERS			1	100%	1
INTERMOUNTAIN MEDICAL CENTER			1	100%	1
MRMC LAB MICRO			1	100%	1
MEDCARE QUALITY MEDICAL CENTER LLC			1	100%	1
FLORIDA HEALTHCARE OF ORLANDO			1	100%	1
Cerenity Senior Care-White Bear Lake		1			1
SHANDS JACKSONVILLE CLINICAL CENTER			1	100%	1
SPRINGFIELD HOSPITAL			1	100%	1
PALMA CEIA MED GROUP-SWANN		1			1
LEGACY ER & URGENT CARE - FRISCO WEST			1	100%	1
ST JOSEPHS HOSPITAL SOUTH HOSPITAL			1	100%	1
BRISTOL REGINAL MEDICAL CENTER			1	100%	1
US LABORATORIES			1	100%	1
BLACK STALLION WALK IN AND EXERCISE CLINICS LLC		1			1
HEALTH AND WELLNESS CENTER			1	100%	1
GSM OCED Subsection			1	100%	1

COVID-19: testing by laboratory

Data through Dec 8, 2020 verified as of Dec 9, 2020 at 10:25 AM

Data in this report are provisional and subject to change.

The numbers in the table below represent the number of Florida and non-Florida residents for whom test results were received by the Department of Health. A person can be tested by more than one laboratory and can have both positive and negative results. **Therefore, the sum of the numbers in each column will be larger than the total number of people tested.**

Reporting lab	Inconclusive	Negative	Positive	Percent positive	Total
HEALTH GUAGE			1	100%	1
MINUTECLINIC DIAGNOSTIC OF NORTH CAROLINA PC #5341		1			1
LABORATORY COPRORATION OF AMERICA			1	100%	1
ST. LUKE'S HOSPITAL - BETHLEHEM CAMPUS		1			1
KEY WEST BRANCH MEDICAL CLINIC			1	100%	1
LOUISIANA STATE LAB			1	100%	1
BARRINGTON TERRACE NAPLES			1	100%	1
CLINICAL TRIALS OF TAMPA LLC		1			1
BAYCARE MEDICAL GROUP INC			1	100%	1
ST PETE DIRECT PRIMARY CARE		1			1
SUSAN F. WILLIAMS M.D., P.A.			1	100%	1
PARKLAND HEALTH & HOSPITAL			1	100%	1
BMC/NASSAU			1	100%	1
RAPID CITY REGIONAL HOSPITAL -579 ATTN. LABORATORY		1			1
NEW YORK PRESBYTERIAN HOSPITAL			1	100%	1
ADVENT HEALTH - CENTRAL PASCO ER			1	100%	1
CRESTAR LABS			1	100%	1
REFERENCE LABORATORY			1	100%	1
MEDEXPRESS URGENT CARE - OMAHA N 72 ST		1			1
HOLLAND COMMUNITY HOSPITAL		1			1
SANITAS RESEARCH LLC			1	100%	1
Memorial Health Care Center			1	100%	1
FAYETTE MEDICAL CENTER LAB		1			1
CAREWELL URGENT CARE FITCHBURG			1	100%	1
INTEGRATED GENETICS SEQUENOM		1			1
QUALITY CLINICAL LAB LLC			1	100%	1
MEDEXPRESS ELKINS		1			1
OCALA REGIONAL DIALYSIS- NORTH			1	100%	1
RIVIERA BEACH HEALTH CENTER LAB			1	100%	1
MINUTE CLINIC OF KANSAS PA			1	100%	1
Vi at Aventura		1			1
CHI ST. LUKE'S HEALTH BCM MEDICAL CENTER			1	100%	1
LIBERTY HEALTH CENTER			1	100%	1
ARCPPOINT LABS OF ALTAMONTE SPRINGS			1	100%	1
MEDEXPRESS URGENT CARE-KATY		1			1
TAMPA URGENT CARE			1	100%	1
PALM BEACH COUNTY HEALTH DEPT.			1	100%	1
HYDE PARK MEDICAL CENTER		1			1
VAULT MEDICAL SERVICES			1	100%	1
SIMEDHEALTH LLC		1			1
CROSS CREEK HEALTH CARE		1			1
CONWAY MEDICAL CENTER			1	100%	1
ESOTERIC LAB			1	100%	1
DOCTORS HEARING			1	100%	1
MY URGENT CARE CLINIC			1	100%	1
THOMAS HOSPITAL			1	100%	1
West Bay of Tampa Center			1	100%	1

COVID-19: testing by laboratory

Data through Dec 8, 2020 verified as of Dec 9, 2020 at 10:25 AM

Data in this report are provisional and subject to change.

The numbers in the table below represent the number of Florida and non-Florida residents for whom test results were received by the Department of Health. A person can be tested by more than one laboratory and can have both positive and negative results. **Therefore, the sum of the numbers in each column will be larger than the total number of people tested.**

Reporting lab	Inconclusive	Negative	Positive	Percent positive	Total
KEY TRAINING CENTER			1	100%	1
UNIVERSITY OF NORTH CAROLINA HOSPITALS			1	100%	1
SMITH NORTHVIEW HOSPITAL LAB			1	100%	1
LAKEVIEW REGIONAL HOSPITAL			1	100%	1
WATERS EDGE ELEMENTARY SCHOOL			1	100%	1
Long Beach Care Center			1	100%	1
PEDIATRIC ASSOCIATES - MIAMI LAKES		1			1
Masonic Medical Research Institute			1	100%	1
CFHC - FROSTPROOF			1	100%	1
APS-SUMMIT CARE PHARMACY, LLC DBA OMNICARE		1			1
DOCTORS EXPRESS OF ST PETERSBURG			1	100%	1
PALM WEST INTERNIST PA			1	100%	1
Regency Square			1	100%	1
NORDX			1	100%	1
NONA MEDICAL ARTS		1			1
DEPARTMENT OF HEALTH AND ENVIRONMENTAL CONTROL			1	100%	1
Portsmouth Health and Rehab			1	100%	1
YOUR KIDS URGENT CARE			1	100%	1
FRESENIUS MEDICAL CARE			1	100%	1
MID FLORIDA COMMUNITY SERVICES			1	100%	1
COMPASSION PEDIATRICS			1	100%	1
Sears Coastal Nursing and Rehab		1			1
COLONIAL MEDICAL CENTER-EAST ORLANDO			1	100%	1
HEART HOSPITAL OF LAFAYETTE: EMERGENCY ROOM			1	100%	1
MIAMI CHILDRENS HOSPITAL MIDTOWN OUTPATIENT CENTER			1	100%	1
TAMPA GENERAL MEDICAL GROUP LABORATORY HEALTHPARK			1	100%	1
UNITED HEALTHCARE			1	100%	1
COASTAL SKIN SURGERY AND DERMATOLOGY PL		1			1
Heartland Healthcare Center Boca Raton			1	100%	1
EDWARD HOSPITAL			1	100%	1
CHOTA COMMUNITY HEALTH SERVICES		1			1
CLEVELAND CLINIC OHIO LABORATORIES			1	100%	1
URGENT CARE AND SURGERY CENTER			1	100%	1
GOSHEN HOSPITAL			1	100%	1
MONMOUTH MEDICALC ENTER		1			1
MEDEXPRESS URGENT CARE - BATTLE CREEK		1			1
OLEAN GENERAL HOSPITAL		1			1
HORIZON MEDICAL CENTER			1	100%	1
STEPHENS COUNTY HOSPITAL			1	100%	1
HAVASU REGIONAL MEDICAL CENTER			1	100%	1
CVS HEALTH, #1994		1			1
PINELLAS CHD - CLEARWATER			1	100%	1
OPTIMAL CARE PEDIATRICS			1	100%	1
MEDEXPRESS URGENT CARE - FAYETTEVILLE		1			1
MINUTECLINIC 7196		1			1
JOHNSON & JOHNSON VISION CARE-VISTAKON			1	100%	1
LIFELINK TRANSPLANT INSTITUTE LAB			1	100%	1

COVID-19: testing by laboratory

Data through Dec 8, 2020 verified as of Dec 9, 2020 at 10:25 AM

Data in this report are provisional and subject to change.

The numbers in the table below represent the number of Florida and non-Florida residents for whom test results were received by the Department of Health. A person can be tested by more than one laboratory and can have both positive and negative results. **Therefore, the sum of the numbers in each column will be larger than the total number of people tested.**

Reporting lab	Inconclusive	Negative	Positive	Percent positive	Total
WELLINGTON REGIONAL MEDICAL CENTER			1	100%	1
FLORIDA CLINICAL RESEARCH CENTER, LLC			1	100%	1
Dulles Health and Rehab Center		1			1
TIMPANOGOS REGIONAL HOSPITAL			1	100%	1
NDX-CORE LAB			1	100%	1
LRGHEALTHCARE		1			1
NORTHCREST MEDICAL CENTER			1	100%	1
CLINICAL LABORATORY		1			1
FIVE STAR PREMIER RESIDENCES OF POMPANO BEACH			1	100%	1
GENESIS HEALTH SYSTEM			1	100%	1
LOGAN COUNTY HOSPITAL			1	100%	1
VANAJA SUREDDI MD PA			1	100%	1
BOLLES SCHOOL, THE			1	100%	1
FLORIDA FAMILY LABORATORY		1			1
WINCHESTER MEDICAL CENTER			1	100%	1
TENNOVA HEALTHCARE - CLEVELAND			1	100%	1
WILTON MANORS HEALTH & REHABILITATION CENTER			1	100%	1
PENSACOLA PEDIATRICS MILTON			1	100%	1
MID-FLORIDA PATHOLOGY LLC - MOBILE UNIT # 3			1	100%	1
STANDIFER PLACE		1			1
HEALTH CARE SERVICES LC			1	100%	1
ROCKWALL URGENT CARE			1	100%	1
Good Samaritan Society-Blackduck		1			1
FLORIDA DEPARTMENT OF HEALTH IN LEE COUNTY			1	100%	1
MEDICAL LIFE-INC GUIDEWELL EMERGENCY MEDICINE			1	100%	1
MIDLAND MEMORIAL HOSPITAL			1	100%	1
PELICAN STATE OUTPATIENT CENTER			1	100%	1
EAST FL CORE LAB			1	100%	1
EH FARGO HOSPITAL LABORATORY			1	100%	1
TMH CANCER CENTER LABORATORY			1	100%	1
CORPORATION OF AMERICA		1			1
SOUTH LAKE FAMILY HEALTH CENTER			1	100%	1
BEAUMONT HOSPITAL, GROSSE POINTE			1	100%	1
CLUB HEALTH AND REHABILITATION CENTER, THE		1			1
WARE EXPRESS CARE			1	100%	1
Mountain View Manor			1	100%	1
BAPTIST HOSPITAL EAST			1	100%	1
STEWART MEDICAL GROUP INC			1	100%	1
MEMORIAL HOSPITAL - BELLEVILLE			1	100%	1
Remarkable Healthcare Dallas			1	100%	1
EXCEL URGENT CARE OF NJ			1	100%	1
CQUENTIA NGS, LLC			1	100%	1
NORTH RIVER FAMILY HEALTH CENTER			1	100%	1
ROYAL OAK MEDICAL CENTER LLC DBA CHARACTER FAMILY			1	100%	1
JOSHUA E CHESIR MD		1			1
FAITH FAMILY PRACTICE			1	100%	1
BROOKSVILLE REGIONAL HOSPITAL			1	100%	1

COVID-19: testing by laboratory

Data through Dec 8, 2020 verified as of Dec 9, 2020 at 10:25 AM

Data in this report are provisional and subject to change.

The numbers in the table below represent the number of Florida and non-Florida residents for whom test results were received by the Department of Health. A person can be tested by more than one laboratory and can have both positive and negative results. **Therefore, the sum of the numbers in each column will be larger than the total number of people tested.**

Reporting lab	Inconclusive	Negative	Positive	Percent positive	Total
FREEPORT ER DOX URGENT CARE		1			1
POETS WALK SARASOTA			1	100%	1
ADVENTHEALTH MEDICAL GROUP FAMILY MEDICINE		1			1
MISSION HOSPITAL			1	100%	1
BAPTIST HOSPITAL LABORATORY			1	100%	1
SHANNON CLARK OD, PA			1	100%	1
PALM SPRINGS GENERAL HOSPITAL			1	100%	1
PUTNAM CO HOSPITAL-D/B/A ASBURY TOWERS		1			1
Crowne Place Assisted Living		1			1
LIFE CARE CENTER OF GWINNETT		1			1
PANCARE HEALTH GULF COUNTY			1	100%	1
ALL PEDIATRIC CARE PA			1	100%	1
MOUNT SINAI COMPREHENSIVE CANCER CENTER			1	100%	1
ABBAY MANOR RETIREMENT RESIDENCE INC		1			1
STANFORD HEALTH CARE ANATOMIC PATHOLOGY & CLINICAL LAB			1	100%	1
METHODIST MANSFIELD MEDICAL CENTER			1	100%	1
SAINT JOSEPH'S HOSPITAL AND MEDICAL CENTER		1			1
FAMILY MEDICINE AT WINTER PARK			1	100%	1
MERITER LABORATORIES			1	100%	1
ORDRS, INC.			1	100%	1
Seal Rock Healthcare		1			1
WIREGRASS MEDICAL CENTER			1	100%	1
DOCTORS CARE - GREER		1			1
AUGUSTA HEALTH CLINICAL LABORATORY			1	100%	1
HOUSTON DEPARTMENT OF HEALTH AND HUMAN SERVICES			1	100%	1
WEST COAST CLINICAL LABS INC			1	100%	1
UMASS MEMORIAL MEDICAL CENTER, INC		1			1
Avera Sr. James Care Center		1			1
PRECISION CLINICAL RESEARCH			1	100%	1
INTERNATIONAL MEDICAL LABORATORY INC		1			1
OCALA FAMILY MEDICAL CENTER		1			1
SPARTANBURG REGIONAL MEDICAL CENTER			1	100%	1
RCP OF MEMORIAL WEST			1	100%	1
WEST VIRGINIA UNIVERSITY HOSPITALS			1	100%	1
VISTA DEL SOL MED ASSOC		1			1
OPTIMAL MEDICINE INC		1			1
BROOKDALE PADDOCK HILLS		1			1
El Paso Health Care Center			1	100%	1
NATION'S BEST CARE HOME HEALTH			1	100%	1
CLINCLOUD, LLC			1	100%	1
TEXAS HEALTH ARLINGTON MEMORIAL		1			1
PUBLIX PHARMACY #1114			1	100%	1
OMAHA VA MEDICAL CENTER			1	100%	1
ULTIMATE ANALYSIS LABORATORY			1	100%	1
WELLOW URGENT CARE-OSWEGO			1	100%	1
MEDEXPRESS URGENT CARE MURRYSVILLE		1			1
SMITH KLINE			1	100%	1

COVID-19: testing by laboratory

Data through Dec 8, 2020 verified as of Dec 9, 2020 at 10:25 AM

Data in this report are provisional and subject to change.

The numbers in the table below represent the number of Florida and non-Florida residents for whom test results were received by the Department of Health. A person can be tested by more than one laboratory and can have both positive and negative results. **Therefore, the sum of the numbers in each column will be larger than the total number of people tested.**

Reporting lab	Inconclusive	Negative	Positive	Percent positive	Total
BLUFFTON HEALTH CENTER			1	100%	1
METHODIST HOSPITAL			1	100%	1
BRONSON METHODIST HOSPITAL			1	100%	1
ENCOMPASS HEALTH HOME HEALTH		1			1
FLEMING ISLAND CENTER FOR CLINICAL RESEARCH		1			1
MARION COUNTY HEALTH DEPARTMENT			1	100%	1
HEALTH FIRST MEDICAL GROUP LLC			1	100%	1
ADVENT HEALTH APOPKA		1			1
TALLAHASSEE PRIMARY CARE ASSOCIATES PA			1	100%	1
URGENT CARE COASTAL GA			1	100%	1
ST. VINCENT HOSPITAL			1	100%	1
Florida Clinical Laboratory			1	100%	1
ALLIED PEDIATRICS & FAMILY MEDICINE			1	100%	1
BAPTIST HOSPITAL OF MIAMI MCI BROWARD LABORATORY			1	100%	1
DERMDX, DIV OF AURORA DIAGNOSTICS/BERNHARDT LAB		1			1
GATEWAY LABORATORIES		1			1
CVS HEALTH, #2043		1			1
Monument Health Strugis Care Center		1			1
SWEDISH COVENANT HOSPITAL			1	100%	1
MINUTECLINIC LLC #4024			1	100%	1
MEMORIAL HERMANN SOUTHWEST HOSPITAL			1	100%	1
MEMORIAL HOSPITAL WEST			1	100%	1
LAB TEST KENDALL LLC		1			1
SPORTS MEDICINE CLINIC - U OF WYOMING			1	100%	1
MEDAC AT PORTERS NECK			1	100%	1
OCHSNER MEDICAL CENTER			1	100%	1
PHYSICIANS URGENT CARE			1	100%	1
GALVESTON COUNTY HEALTH DISTRICT			1	100%	1
SOUTH FLORIDA BAPTIST HOSPITAL			1	100%	1
SILVERMAN			1	100%	1
RENFREW CENTERS INC		1			1
MINUTECLINIC DIAGNOSTIC OF NEW MEXICO LLC #7552		1			1
JACKSONVILLE STATEFL			1	100%	1
MEDEXPRESS URGENT CARE - TARENTUM		1			1
QUEST DIAGNOSTICS CLINICAL LABORATORIES INC		1			1
COOPER CLINIC			1	100%	1
HERNANDO COUNTY HEALTH DEPT			1	100%	1
CONSOLIDATED			1	100%	1
PHYSICIAN ASSOCIATES, LLC			1	100%	1
MEDICAL ASSOCIATES OF CARTER		1			1
COLLINS NURSING HOME		1			1
PROGRESS PHARMACY INC			1	100%	1
BRANDON OUTREACH CLINIC			1	100%	1
MEDEXPRESS URGENT CARE MONACA		1			1
EASTERN FLORIDA STATE COLLEGE - PALM BAY CAMPUS			1	100%	1
REEVES COUNTY HOSPITAL DISTRICT			1	100%	1
NORTH SHORE MEDICAL CENTER - SALEM HOSPITAL			1	100%	1

COVID-19: testing by laboratory

Data through Dec 8, 2020 verified as of Dec 9, 2020 at 10:25 AM

Data in this report are provisional and subject to change.

The numbers in the table below represent the number of Florida and non-Florida residents for whom test results were received by the Department of Health. A person can be tested by more than one laboratory and can have both positive and negative results. **Therefore, the sum of the numbers in each column will be larger than the total number of people tested.**

Reporting lab	Inconclusive	Negative	Positive	Percent positive	Total
MEDEXPRESS URGENT CARE - MBURG COMMONS		1			1
BRUCE S WEST MD			1	100%	1
WALKONCLINIC			1	100%	1
BOULDER COMMUNITY HOSPITAL			1	100%	1
EAST TENNESSEE STATE UNIVERSITY		1			1
The Pines at Poughkeepsie Center for Nursing and Rehabilitation		1			1
CARESOUTH HHA HOLDINGS OF THE TREASURE COAST LLC			1	100%	1
Redwood Springs Healthcare			1	100%	1
COVID TESTING LLC			1	100%	1
MOORE CLINICAL RESEARCH INC			1	100%	1
SOUTHWOOD NURSING & RETIREMENT CENTER		1			1
ADVANCED URGENT CARE PLLC		1			1
FLORIDA HOSPITAL ORMOND BEACH			1	100%	1
PARRISH MEDICAL GROUP			1	100%	1
CYPRESS VILLAGE REHAB CENTER		1			1
UNIVERSITY OF BALTIMORE WASHINGTON MEDICAL CENTER			1	100%	1
ROAN DRUG COMPANY LLC		1			1
GIFFORD MEMORIAL HOSPITAL		1			1
UCH LAB			1	100%	1
ATHENS LIMESTONE HOSPITAL		1			1
TENNESSEE VALLEY HCS			1	100%	1
EXPRESS CARE OF TAMPA BAY LLC		1			1
FLORIDA HOSPITAL LAB			1	100%	1
TEVAPHARM			1	100%	1
MOUNT SINAI MEDICAL CENTER AVENTURA ER			1	100%	1
GRAND VILLA OF DUNEDIN			1	100%	1
BEEHIVE HOMES OF GULF BREEZE		1			1
SHELBYVILLE HOSPITAL COMPANY		1			1
HABANA HEALTH CARE CENTER			1	100%	1
SOS MOBILE MEDICAL CARE LLC		1			1
PARK AVENUE PEDIATRICS PC		1			1
ADVENTHEALTH MEDICAL GROUP FAMILY & INTERNAL			1	100%	1
BL DIAGNOSTICS LLC			1	100%	1
CAREWELL 203			1	100%	1
ACCESS HEALTH CARE PHYSICIANS			1	100%	1
CHIEFLAND MEDICAL CENTER			1	100%	1
HALEYVILLE HEALTH CARE CENTER		1			1
Florida Baptist Retirement Center		1			1
COMMUNITY MEDICAL CENTER-ORANGE CITY		1			1
ORLANDO MEDICAL CENTER PL			1	100%	1
Mill Valley Care Center		1			1
Total	54,486	10,460,024	1,382,676	12%	11,897,186