

COVID-19: summary of cases and monitoring

Data through Dec 6, 2020 verified as of Dec 7, 2020 at 09:25 AM

Data in this report are provisional and subject to change.

Cases: people with positive PCR or antigen test result	
Total cases	1,065,785
Florida residents	1,048,264
Non-Florida residents	17,521
Type of testing	
Florida residents	1,048,264
Positive by BPHL/CDC	39,859
Positive by commercial/hospital lab	1,008,405
PCR positive	945,449
Antigen positive	102,815
Non-Florida residents	17,521
Positive by BPHL/CDC	506
Positive by commercial/hospital lab	17,015
PCR positive	14,208
Antigen positive	3,313
Characteristics	
Florida residents hospitalized	56,607
Florida resident deaths	19,282
Non-Florida resident deaths	247
Hospitalized counts include anyone who was hospitalized at some point during their illness. It does not reflect the number of people currently hospitalized.	
More information on deaths identified through death certificate data is available on the National Center for Health Statistics website at www.cdc.gov/nchs/nvss/vsrr/COVID19/index.htm .	

Cases: people with positive PCR or antigen test result	
Risk factors for Florida residents	
Traveled	9,569
Contact with a known case	401,239
Traveled and contact with a known case	11,640
Neither	625,816
No travel and no contact	133,835
Travel is unknown	345,610
Contact is unknown	254,183
Contact is pending	205,695
Travel can be unknown and contact can be unknown or pending for the same case, these numbers will sum to more than the "neither" total.	

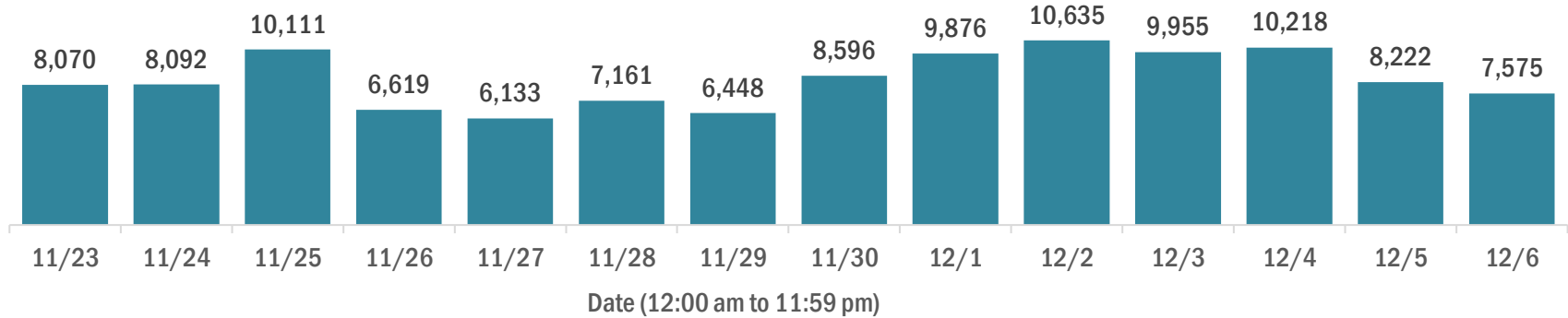
COVID-19: summary of laboratory testing

Data through Dec 6, 2020 verified as of Dec 7, 2020 at 09:25 AM

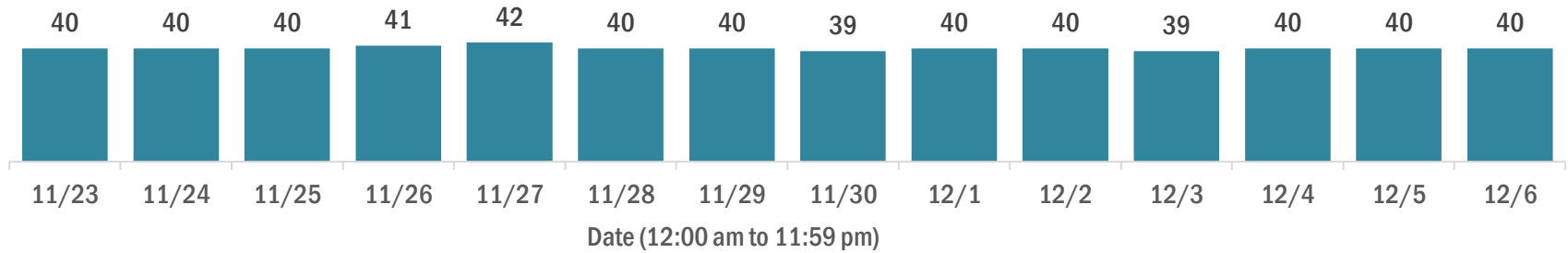
Data in this report are provisional and subject to change.

Cases in Florida residents per day for the past 2 weeks

Number of cases per day



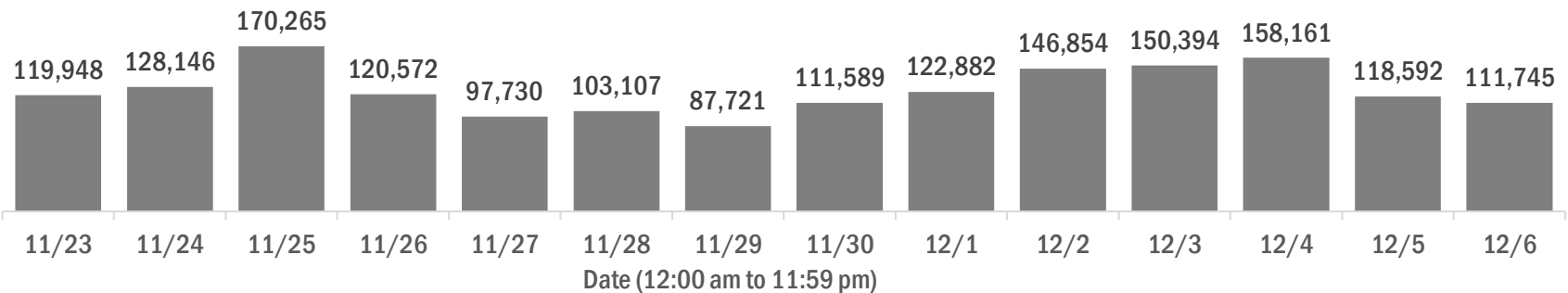
Median age of cases by day



Laboratory testing for Florida residents over the past 2 weeks

Number of Florida residents tested per day

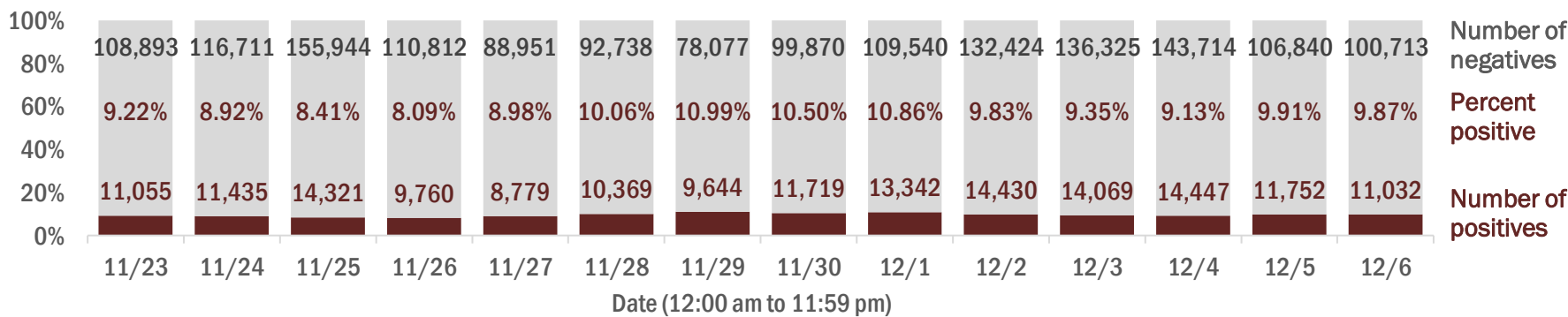
These counts include the number of people for whom the Department received PCR or antigen laboratory results by day. People tested on multiple days will be included for each day a new result was received. A person is only counted once for each day they are tested, regardless of whether multiple specimens are tested or multiple results are received.



Number and percent of Florida residents with positive test results

The percent of positive results ranged from 8.09% to 10.99% over the past 2 weeks and was 9.87% yesterday.

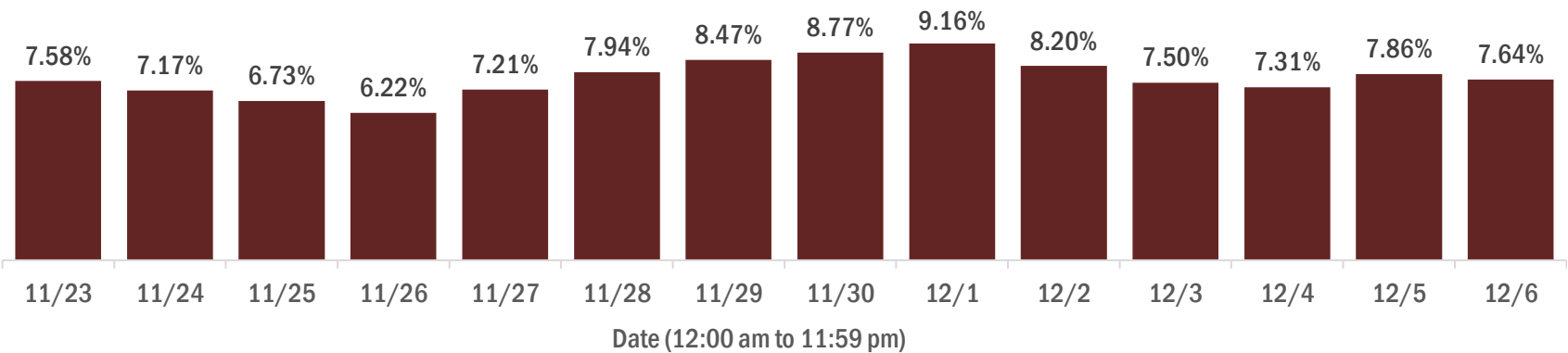
These counts include the number of people for whom the Department received PCR or antigen laboratory results by day. People tested on multiple days will be included for each day a new result was received. A person is only counted once for each day they are tested, regardless of whether multiple specimens are tested or multiple results are received. If a person has a positive specimen and a negative specimen in the same day, only the positive result is counted.



Percent positivity for new cases in Florida residents

The percent of positive results ranged from 6.22% to 9.16% over the past 2 weeks and was 7.64% yesterday.

This percent is the number of people who test PCR- or antigen-positive for the first time divided by all the people tested that day, excluding people who have previously tested positive.



COVID-19: characteristics of 1,048,264 Florida resident cases

Data through Dec 6, 2020 verified as of Dec 7, 2020 at 09:25 AM

Data in this report are provisional and subject to change.

Age group	Cases		Hospitalizations		Deaths	
0-4 years	18,075	2%	377	1%	0	0%
5-14 years	51,492	5%	345	1%	5	0%
15-24 years	168,877	16%	1,511	3%	33	0%
25-34 years	190,919	18%	3,096	5%	114	1%
35-44 years	164,882	16%	4,646	8%	324	2%
45-54 years	161,668	15%	6,953	12%	769	4%
55-64 years	136,368	13%	9,878	17%	2,121	11%
65-74 years	83,372	8%	11,441	20%	4,124	21%
75-84 years	47,047	4%	10,865	19%	5,687	29%
85+ years	24,506	2%	7,491	13%	6,105	32%
Unknown	1,058	0%	4	0%	0	0%
Total	1,048,264		56,607		19,282	

Gender	Cases	
Female	540,709	52%
Male	501,187	48%
Unknown	6,368	1%
Total	1,048,264	

Ethnicity	Cases		Hospitalizations		Deaths	
Hispanic	322,849	31%	15,490	27%	4,797	25%
Non-Hispanic	476,192	45%	38,123	67%	13,137	68%
Unknown	249,223	24%	2,994	5%	1,348	7%
Total	1,048,264		56,607		19,282	

Race and ethnicity	Cases		Hospitalizations		Deaths	
White	535,733	51%	35,512	63%	13,647	71%
Hispanic	212,961	20%	10,865	19%	3,816	20%
Non-Hispanic	287,070	27%	23,472	41%	9,182	48%
Unknown	35,702	3%	1,175	2%	649	3%
Black	144,525	14%	12,554	22%	3,498	18%
Hispanic	7,648	1%	524	1%	134	1%
Non-Hispanic	125,347	12%	11,720	21%	3,227	17%
Unknown	11,530	1%	310	1%	137	1%
Other race	143,490	14%	6,756	12%	1,515	8%
Hispanic	73,929	7%	3,715	7%	713	4%
Non-Hispanic	50,011	5%	2,736	5%	669	3%
Unknown	19,550	2%	305	1%	133	1%
Unknown race	224,516	21%	1,785	3%	622	3%
Hispanic	28,311	3%	386	1%	134	1%
Non-Hispanic	13,764	1%	195	0%	59	0%
Unknown	182,441	17%	1,204	2%	429	2%
Total	1,048,264		56,607		19,282	

Hospitalization counts include anyone who was hospitalized at some point during their illness. It does not reflect the number of people currently hospitalized. **Other race** includes any person with a race of American Indian/Alaskan native, Asian, native Hawaiian/Pacific Islander, or other.

COVID-19: deaths in Florida residents and staff of long-term care facilities

Data through Dec 6, 2020 verified as of Dec 7, 2020 at 09:25 AM

Data in this report are provisional and subject to change.

For current cases in residents or staff of long-term care facilities, please visit: <https://floridahealthcovid19.gov/>

County	Deaths		County	Deaths		County	Deaths	
Dade	880	<div></div> 12%	Okaloosa	95	<div></div> 1%	Gadsden	12	<div></div> 0%
Palm Beach	771	<div></div> 10%	Charlotte	92	<div></div> 1%	Washington	12	<div></div> 0%
Pinellas	630	<div></div> 8%	Osceola	91	<div></div> 1%	Gilchrist	11	<div></div> 0%
Broward	485	<div></div> 6%	Citrus	72	<div></div> 1%	Baker	9	<div></div> 0%
Hillsborough	424	<div></div> 6%	Clay	72	<div></div> 1%	Lafayette	9	<div></div> 0%
Polk	349	<div></div> 5%	Indian River	70	<div></div> 1%	Jefferson	8	<div></div> 0%
Lee	275	<div></div> 4%	Jackson	65	<div></div> 1%	Calhoun	6	<div></div> 0%
Brevard	260	<div></div> 3%	Leon	57	<div></div> 1%	Gulf	6	<div></div> 0%
Duval	259	<div></div> 3%	Suwannee	53	<div></div> 1%	Bradford	3	<div></div> 0%
Orange	239	<div></div> 3%	Highlands	47	<div></div> 1%	Flagler	3	<div></div> 0%
Sarasota	233	<div></div> 3%	St. Johns	47	<div></div> 1%	Holmes	3	<div></div> 0%
Volusia	189	<div></div> 3%	Bay	41	<div></div> 1%	Monroe	3	<div></div> 0%
St. Lucie	184	<div></div> 2%	Alachua	35	<div></div> 0%	Taylor	3	<div></div> 0%
Seminole	175	<div></div> 2%	Columbia	34	<div></div> 0%	Desoto	2	<div></div> 0%
Marion	174	<div></div> 2%	Sumter	29	<div></div> 0%	Hardee	2	<div></div> 0%
Manatee	148	<div></div> 2%	Nassau	27	<div></div> 0%	Levy	2	<div></div> 0%
Escambia	146	<div></div> 2%	Santa Rosa	23	<div></div> 0%	Dixie	1	<div></div> 0%
Collier	128	<div></div> 2%	Hendry	20	<div></div> 0%	Liberty	1	<div></div> 0%
Pasco	122	<div></div> 2%	Putnam	19	<div></div> 0%			
Martin	112	<div></div> 1%	Madison	16	<div></div> 0%			
Hernando	107	<div></div> 1%	Okeechobee	16	<div></div> 0%			
Lake	104	<div></div> 1%	Walton	16	<div></div> 0%			
						Total	7,527	

Note: cases are summarized by the county of usual residence. Residents and staff may be cases associated with facilities that are not in their county of usual residence, resulting in cases being included below for counties that do not have facilities with known cases.

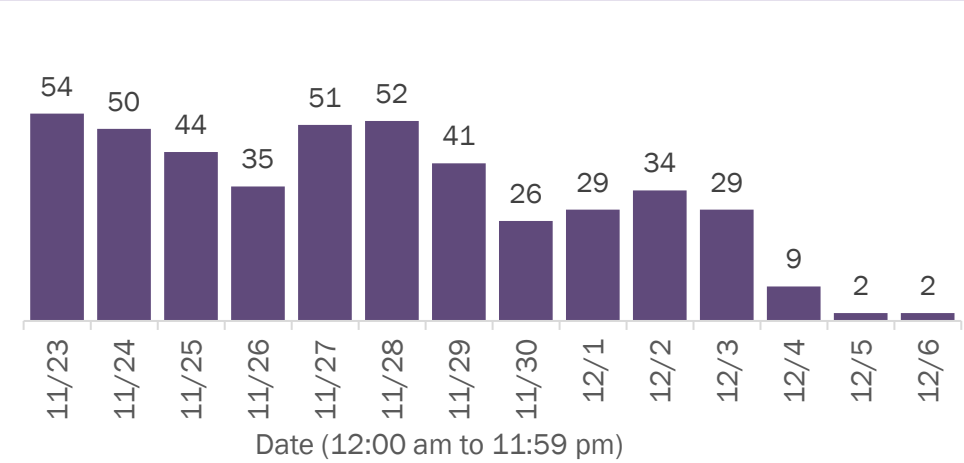
COVID-19: cases in Florida residents who have died

Data through Dec 6, 2020 verified as of Dec 7, 2020 at 09:25 AM

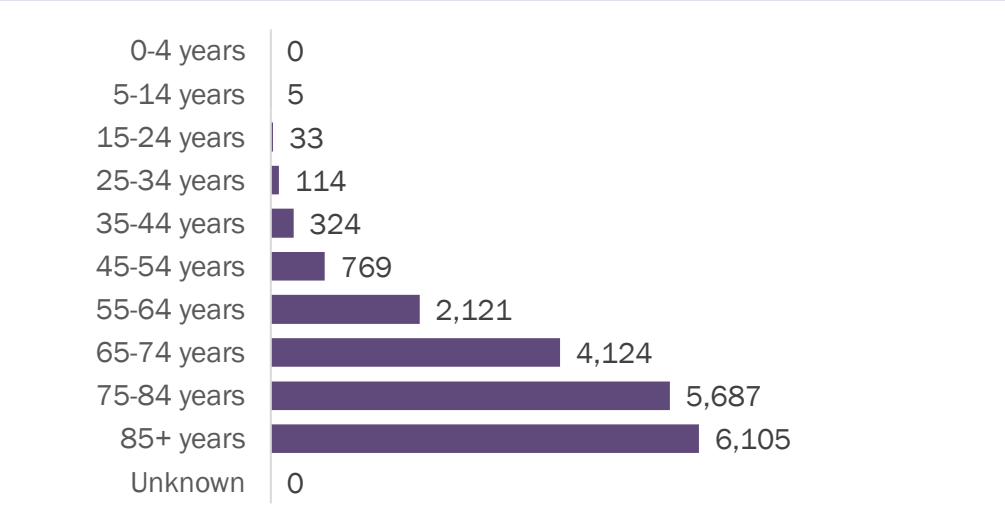
Data in this report are provisional and subject to change.

Demographics for all identified COVID-19 deaths: 19,282

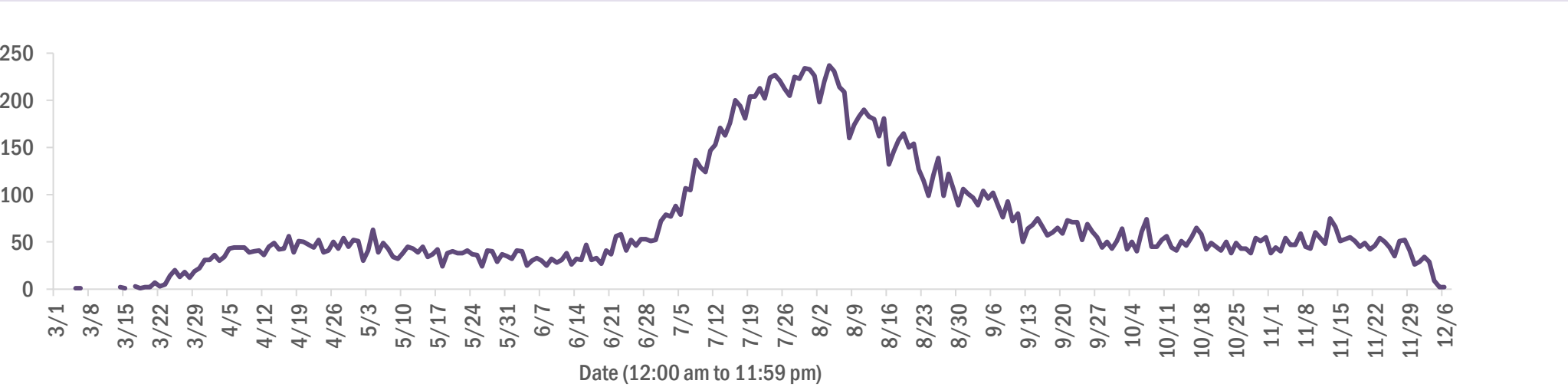
Deaths by date of death for the past 2 weeks



Deaths by age group



Deaths by date of death since March 2020



Age group	Deaths	Cases	Case fatality rate	Mortality rate per 100,000 population
0-4 years	0	18,075	0.0%	0.0
5-14 years	5	51,492	0.0%	0.2
15-24 years	33	168,877	0.0%	1.3
25-34 years	114	190,919	0.1%	4.0
35-44 years	324	164,882	0.2%	12.4
45-54 years	769	161,668	0.5%	27.6
55-64 years	2,121	136,368	1.6%	73.3
65-74 years	4,124	83,372	4.9%	169.9
75-84 years	5,687	47,047	12.1%	405.0
85+ years	6,105	24,506	24.9%	1057.1
Unknown	0	1,058	0.0%	
Total	19,282	1,048,264	1.8%	89.3

Race	Deaths	Cases	Case fatality rate	Mortality rate per 100,000 population
White	13,647	535,733	2.5%	81.7
Other	1,515	143,490	1.1%	121.7
Black	3,498	144,525	2.4%	95.6
Unknown	622	224,516	0.3%	
Total	19,282	1,048,264	1.8%	89.3

Gender	Deaths	Cases	Case fatality rate	Mortality rate per 100,000 population
Female	8,520	540,709	1.6%	77.2
Male	10,762	501,187	2.1%	101.9
Unknown	0	6,368	0.0%	
Total	19,282	1,048,264	1.8%	89.3

Ethnicity	Deaths	Cases	Case fatality rate	Mortality rate per 100,000 population
Hispanic	4,797	322,849	1.5%	84.5
Non-Hispanic	13,137	476,192	2.8%	82.5
Unknown	1,348	249,223	0.5%	
Total	19,282	1,048,264	1.8%	89.3

COVID-19: characteristics of 1,065,785 cases

Data through Dec 6, 2020 verified as of Dec 7, 2020 at 09:25 AM

Data in this report are provisional and subject to change.

Tables below include cases in Florida residents and non-Florida residents.

All 67 Florida counties have cases:

County	FL resident cases		Non-FL resident cases	Total cases	FL resident deaths	FL death rate
Dade	242,342	<div></div> 23%	2,722	245,064	3,934	1.6%
Broward	113,245	<div></div> 11%	1,181	114,426	1,711	1.5%
Palm Beach	68,484	<div></div> 7%	847	69,331	1,731	2.5%
Orange	61,622	<div></div> 6%	419	62,041	658	1.1%
Hillsborough	61,108	<div></div> 6%	491	61,599	967	1.6%
Duval	46,668	<div></div> 4%	750	47,418	656	1.4%
Pinellas	34,595	<div></div> 3%	607	35,202	930	2.7%
Lee	31,713	<div></div> 3%	763	32,476	599	1.9%
Polk	29,185	<div></div> 3%	177	29,362	702	2.4%
Osceola	19,565	<div></div> 2%	244	19,809	247	1.3%
Collier	18,579	<div></div> 2%	447	19,026	295	1.6%
Manatee	17,558	<div></div> 2%	242	17,800	392	2.2%
Escambia	15,761	<div></div> 2%	1,941	17,702	318	2.0%
Volusia	17,279	<div></div> 2%	219	17,498	385	2.2%
Brevard	16,578	<div></div> 2%	143	16,721	457	2.8%
Pasco	16,180	<div></div> 2%	158	16,338	302	1.9%
Leon	15,423	<div></div> 1%	458	15,881	152	1.0%
Sarasota	14,450	<div></div> 1%	412	14,862	399	2.8%
Marion	13,923	<div></div> 1%	48	13,971	407	2.9%
Seminole	13,689	<div></div> 1%	81	13,770	284	2.1%
Alachua	13,349	<div></div> 1%	130	13,479	104	0.8%
St. Lucie	11,397	<div></div> 1%	45	11,442	374	3.3%
Lake	11,194	<div></div> 1%	107	11,301	261	2.3%
Okaloosa	9,763	<div></div> 1%	107	9,870	174	1.8%
St. Johns	9,460	<div></div> 1%	160	9,620	101	1.1%
Bay	8,884	<div></div> 1%	352	9,236	176	2.0%
Clay	8,630	<div></div> 1%	19	8,649	156	1.8%
Santa Rosa	8,040	<div></div> 1%	103	8,143	104	1.3%
Martin	6,478	<div></div> 1%	77	6,555	180	2.8%
Charlotte	5,537	<div></div> 1%	56	5,593	203	3.7%
Hernando	5,416	<div></div> 1%	31	5,447	229	4.2%
Indian River	5,239	<div></div> 0%	53	5,292	142	2.7%
Citrus	5,141	<div></div> 0%	29	5,170	184	3.6%
Columbia	4,935	<div></div> 0%	19	4,954	99	2.0%
Highlands	4,038	<div></div> 0%	30	4,068	165	4.1%

County	FL resident cases		Non-FL resident cases	Total cases	FL resident deaths	FL death rate
Jackson	3,960	0%	55	4,015	97	2.4%
Walton	3,554	0%	376	3,930	38	1.1%
Sumter	3,725	0%	20	3,745	101	2.7%
Monroe	3,497	0%	107	3,604	28	0.8%
Nassau	3,198	0%	274	3,472	59	1.8%
Gadsden	3,413	0%	11	3,424	58	1.7%
Suwannee	3,388	0%	25	3,413	87	2.6%
Unknown	206	0%	2,760	2,966	0	0.0%
Putnam	2,943	0%	7	2,950	61	2.1%
Flagler	2,874	0%	27	2,901	45	1.6%
Hendry	2,620	0%	11	2,631	45	1.7%
Desoto	2,507	0%	8	2,515	38	1.5%
Baker	2,104	0%	10	2,114	33	1.6%
Okeechobee	2,099	0%	14	2,113	44	2.1%
Hardee	1,809	0%	8	1,817	19	1.1%
Wakulla	1,724	0%	9	1,733	16	0.9%
Taylor	1,688	0%	4	1,692	22	1.3%
Washington	1,576	0%	15	1,591	27	1.7%
Levy	1,498	0%	7	1,505	15	1.0%
Bradford	1,473	0%	3	1,476	19	1.3%
Lafayette	1,365	0%	0	1,365	21	1.5%
Madison	1,314	0%	18	1,332	27	2.1%
Holmes	1,239	0%	22	1,261	16	1.3%
Union	1,261	0%	0	1,261	61	4.8%
Gulf	1,096	0%	16	1,112	22	2.0%
Hamilton	1,015	0%	9	1,024	12	1.2%
Dixie	984	0%	3	987	11	1.1%
Calhoun	924	0%	2	926	22	2.4%
Franklin	827	0%	13	840	4	0.5%
Gilchrist	822	0%	0	822	20	2.4%
Jefferson	786	0%	17	803	12	1.5%
Glades	698	0%	1	699	10	1.4%
Liberty	629	0%	1	630	14	2.2%
Total	1,048,264		17,521	1,065,785	19,282	1.8%

COVID-19: characteristics of 1,048,264 Florida resident cases

Data through Dec 6, 2020 verified as of Dec 7, 2020 at 09:25 AM

Data in this report are provisional and subject to change.

The table below includes the cities and counties of residence for cases in Florida residents based on the patient's ZIP Code.

Note that city is not always received as part of the initial notification and may be missing while the case is being investigated.

City and county	Cases
Miami, Dade	140,623
Orlando, Orange	46,365
Jacksonville, Duval	43,722
Tampa, Hillsborough	36,707
Hialeah, Dade	33,123
Fort Lauderdale, Broward	26,210
Hollywood, Broward	22,000
West Palm Beach, Palm Beach	16,954
Kissimmee, Osceola	15,322
Naples, Collier	15,171
Tallahassee, Leon	14,603
Homestead, Dade	14,343
Saint Petersburg, Pinellas	13,585
Pensacola, Escambia	12,948
Fort Myers, Lee	12,842
Pompano Beach, Broward	12,253
Bradenton, Manatee	11,723
Boca Raton, Palm Beach	11,524
Gainesville, Alachua	11,073
Ocala, Marion	10,771
Lakeland, Polk	10,084
Sarasota, Sarasota	9,296
Lake Worth, Palm Beach	8,775
Cape Coral, Lee	7,696
Port Saint Lucie, St. Lucie	7,403
Miramar, Broward	7,228
Clearwater, Pinellas	6,752
Miami Gardens, Dade	6,545
Miami Beach, Dade	6,476
Boynton Beach, Palm Beach	6,389
Coral Springs, Broward	5,762
Panama City, Bay	5,738
Saint Augustine, St. Johns	5,198
Winter Haven, Polk	5,197
Melbourne, Brevard	5,155
Lehigh Acres, Lee	5,102
Delray Beach, Palm Beach	4,986
Doral, Dade	4,671
Lake City, Columbia	4,599
Davie, Broward	4,590
Coral Gables, Dade	4,293
Sunrise, Broward	4,280
Milton, Santa Rosa	4,206
Riverview, Hillsborough	4,138
Vero Beach, Indian River	4,024
Fort Pierce, St. Lucie	3,933
Daytona Beach, Volusia	3,908
Saint Cloud, Osceola	3,782
Largo, Pinellas	3,654
Brandon, Hillsborough	3,650
Palm Bay, Brevard	3,627
Apopka, Orange	3,620
Plantation, Broward	3,614
Orange Park, Clay	3,574
New Port Richey, Pasco	3,571
Plant City, Hillsborough	3,542
North Miami Beach, Dade	3,468
Miami Lakes, Dade	3,391
Weston, Broward	3,372

COVID-19: characteristics of 1,048,264 Florida resident cases

Data through Dec 6, 2020 verified as of Dec 7, 2020 at 09:25 AM

Data in this report are provisional and subject to change.

The table below includes the cities and counties of residence for cases in Florida residents based on the patient's ZIP Code.

Note that city is not always received as part of the initial notification and may be missing while the case is being investigated.

City and county	Cases
Deerfield Beach, Broward	3,301
Jupiter, Palm Beach	3,280
Stuart, Martin	3,166
Sanford, Seminole	3,152
Spring Hill, Hernando	3,149
Clermont, Lake	3,014
Fort Walton Beach, Okaloosa	2,992
Deltona, Volusia	2,915
Tamarac, Broward	2,881
Port Charlotte, Charlotte	2,824
Live Oak, Suwannee	2,796
Davenport, Polk	2,758
Cutler Ridge, Dade	2,738
Opa Locka, Dade	2,678
Winter Garden, Orange	2,596
Immokalee, Collier	2,595
Palm Beach Gardens, Palm Beach	2,580
Deland, Volusia	2,548
Winter Park, Orange	2,528
Palmetto, Manatee	2,492
Crestview, Okaloosa	2,469
Margate, Broward	2,451
Coconut Creek, Broward	2,450
Arcadia, Desoto	2,444
Land O Lakes, Pasco	2,414
Palm Coast, Flagler	2,401
Wesley Chapel, Pasco	2,394
Wellington, Palm Beach	2,318
Oviedo, Seminole	2,309
Palm Harbor, Pinellas	2,220
Hallandale, Broward	2,217
Altamonte Springs, Seminole	2,181
Haines City, Polk	2,120
Venice, Sarasota	2,110
Sebring, Highlands	2,099
Okeechobee, Okeechobee	2,093
Lake Worth Beach, Palm Beach	2,055
Key West, Monroe	2,020
Bonita Springs, Lee	2,013
Middleburg, Clay	2,002
Brooksville, Hernando	1,991
Punta Gorda, Charlotte	1,985
North Port, Sarasota	1,974
Ocoee, Orange	1,969
Lutz, Hillsborough	1,939
North Lauderdale, Broward	1,895
Pembroke Pines, Broward	1,865
Valrico, Hillsborough	1,854
Leesburg, Lake	1,848
North Miami, Dade	1,826
Seminole, Pinellas	1,818
Port Orange, Volusia	1,758
Quincy, Gadsden	1,744
Ruskin, Hillsborough	1,740
Pinellas Park, Pinellas	1,701
Longwood, Seminole	1,644
Jacksonville Beach, Duval	1,635
Zephyrhills, Pasco	1,634
Ormond Beach, Volusia	1,614

COVID-19: characteristics of 1,048,264 Florida resident cases

Data through Dec 6, 2020 verified as of Dec 7, 2020 at 09:25 AM

Data in this report are provisional and subject to change.

The table below includes the cities and counties of residence for cases in Florida residents based on the patient's ZIP Code.

Note that city is not always received as part of the initial notification and may be missing while the case is being investigated.

City and county	Cases
Windermere, Orange	1,608
Oakland Park, Broward	1,607
Perry, Taylor	1,587
Saint Johns, St. Johns	1,571
Crawfordville, Wakulla	1,561
Cocoa, Brevard	1,530
Casselberry, Seminole	1,500
Dade City, Pasco	1,495
Niceville, Okaloosa	1,480
Green Cove Springs, Clay	1,477
Marianna, Jackson	1,463
Royal Palm Beach, Palm Beach	1,459
Bartow, Polk	1,458
Navarre, Santa Rosa	1,448
Clewiston, Hendry	1,447
Gulf Breeze, Santa Rosa	1,415
Cantonment, Escambia	1,404
Kissimmee, Polk	1,391
Palatka, Putnam	1,383
Crossings, Dade	1,375
Coconut Grove, Dade	1,361
Hudson, Pasco	1,357
Defuniak Springs, Walton	1,350
Mayo, Lafayette	1,348
North Fort Myers, Lee	1,341
Inverness, Citrus	1,310
Lake Mary, Seminole	1,307
Carol City, Dade	1,299
The Villages, Sumter	1,296
Missing, Dade	1,288
Panama City Beach, Bay	1,284
Wimauma, Hillsborough	1,281
Auburndale, Polk	1,280
Port Richey, Pasco	1,278
Lynn Haven, Bay	1,274
Chipley, Washington	1,273
Ponte Vedra Beach, St. Johns	1,265
Titusville, Brevard	1,235
Fernandina Beach, Nassau	1,234
Lake Wales, Polk	1,221
Aventura, Dade	1,220
Belle Glade, Palm Beach	1,213
Tarpon Springs, Pinellas	1,182
Starke, Bradford	1,160
Santa Rosa Beach, Walton	1,147
New Smyrna Beach, Volusia	1,144
Merritt Island, Brevard	1,134
Winter Springs, Seminole	1,112
Fleming Island, Clay	1,106
Biscayne Park, Dade	1,106
Labelle, Hendry	1,096
Loxahatchee, Palm Beach	1,093
Cooper City, Broward	1,093
Avon Park, Highlands	1,085
Estero, Lee	1,076
Sarasota, Manatee	1,070
Destin, Okaloosa	1,060
Wauchula, Hardee	1,057
Key Biscayne, Dade	1,045

COVID-19: characteristics of 1,048,264 Florida resident cases

Data through Dec 6, 2020 verified as of Dec 7, 2020 at 09:25 AM

Data in this report are provisional and subject to change.

The table below includes the cities and counties of residence for cases in Florida residents based on the patient's ZIP Code.

Note that city is not always received as part of the initial notification and may be missing while the case is being investigated.

City and county	Cases
Indiantown, Martin	1,025
Dunedin, Pinellas	1,013
Parkland, Broward	1,007
Palm City, Martin	975
Parrish, Manatee	973
Century, Escambia	966
Graceville, Jackson	966
Tavares, Lake	966
Holiday, Pasco	961
Mulberry, Polk	959
Rockledge, Brevard	957
Seffner, Hillsborough	949
Riviera Beach, Palm Beach	942
Eustis, Lake	941
Bonifay, Holmes	935
Florida City, Dade	930
Lake Butler, Union	922
Madison, Madison	920
Macclenny, Baker	901
Maitland, Orange	900
El Portal, Dade	898
Odessa, Hillsborough	886
Mount Dora, Lake	883
Everglades National Park, Dade	868
Crystal River, Citrus	846
Orange City, Volusia	843
Dania, Broward	807
Lake Placid, Highlands	803
Groveland, Lake	792
Sanderson, Baker	782
Dover, Hillsborough	767
Lithia, Hillsborough	738
Gibsonton, Hillsborough	732
Yulee, Nassau	729
Atlantic Beach, Duval	727
Monticello, Jefferson	726
Coleman, Sumter	725
Homosassa, Citrus	715
Olympia Heights, Dade	709
Jasper, Hamilton	707
Pinecrest, Dade	707
Uleta, Dade	705
Ponte Vedra, St. Johns	702
Hobe Sound, Martin	695
Coral, Dade	674
Summerfield, Marion	669
Palm Springs, Palm Beach	668
Lantana, Palm Beach	665
Pace, Santa Rosa	661
Moore Haven, Glades	656
Oldsmar, Pinellas	650
Sebastian, Indian River	650
Alachua, Alachua	632
Havana, Gadsden	630
Callahan, Nassau	628
Blountstown, Calhoun	627
South Miami, Dade	626
North Palm Beach, Palm Beach	624
Lecanto, Citrus	622

COVID-19: characteristics of 1,048,264 Florida resident cases

Data through Dec 6, 2020 verified as of Dec 7, 2020 at 09:25 AM

Data in this report are provisional and subject to change.

The table below includes the cities and counties of residence for cases in Florida residents based on the patient's ZIP Code.

Note that city is not always received as part of the initial notification and may be missing while the case is being investigated.

City and county	Cases
Sun City Center, Hillsborough	615
Wewahitchka, Gulf	613
Debary, Volusia	610
Apollo Beach, Hillsborough	595
Chattahoochee, Gadsden	582
Cross City, Dixie	579
Trenton, Gilchrist	579
Edgewater, Volusia	570
South Bay, Palm Beach	569
Frostproof, Polk	567
Newberry, Alachua	562
Fisher Island, Dade	559
Lady Lake, Lake	559
Wildwood, Sumter	558
Dunnellon, Marion	550
Bellevue, Marion	543
Pahokee, Palm Beach	541
Ellenton, Manatee	538
Jensen Beach, Martin	528
Williston, Levy	527
Fellsmere, Indian River	525
Wilton Manors, Broward	520
Bristol, Liberty	520
Palmetto Bay, Dade	519
Lauderhill, Broward	518
Safety Harbor, Pinellas	504
Lauderdale Lakes, Broward	503
Beverly Hills, Citrus	503
Satellite Beach, Brevard	500
Freeport, Walton	492
Crescent City, Putnam	491
Polk City, Polk	487
Nokomis, Sarasota	481
Bowling Green, Hardee	479
Mary Esther, Okaloosa	475
Port Saint Joe, Gulf	473
Key Largo, Monroe	469
Hilliard, Nassau	467
Bushnell, Sumter	458
Marco Island, Collier	446
Carrabelle, Franklin	442
Shalimar, Okaloosa	438
Dunnellon, Citrus	437
Keystone Heights, Clay	434
Hernando, Citrus	432
Fort Meade, Polk	431
Sweetwater, Dade	422
Glen Saint Mary, Baker	418
Chiefland, Levy	400
Englewood, Charlotte	390
Southwest Ranches, Broward	379
Sneads, Jackson	377
Old Town, Dixie	374
Indialantic, Brevard	373
Florida State University, Leon	373
Medley, Dade	368
Centerville, Leon	364
Marathon, Monroe	356
Lake Alfred, Polk	355

COVID-19: characteristics of 1,048,264 Florida resident cases

Data through Dec 6, 2020 verified as of Dec 7, 2020 at 09:25 AM

Data in this report are provisional and subject to change.

The table below includes the cities and counties of residence for cases in Florida residents based on the patient's ZIP Code.

Note that city is not always received as part of the initial notification and may be missing while the case is being investigated.

City and county	Cases
Jacksonville, St. Johns	353
Cocoa Beach, Brevard	351
Miramar Beach, Walton	346
Spring Hill, Pasco	345
Bronson, Levy	343
Thonotosassa, Hillsborough	336
Neptune Beach, Duval	335
Englewood, Sarasota	333
Fort Myers Beach, Lee	319
Raiford, Union	312
Belle Isle, Orange	311
Sorrento, Lake	305
Minneola, Lake	304
Cottdondale, Jackson	304
High Springs, Alachua	302
Fort White, Columbia	298
West Melbourne, Brevard	294
Clearwater Beach, Pinellas	288
Baker, Okaloosa	285
Malone, Jackson	285
Palm Beach, Palm Beach	282
Trinity, Pasco	282
Oakland, Orange	281
Mascotte, Lake	275
Lehigh, Lee	271
Fruitland Park, Lake	268
Midway, Gadsden	256
Umatilla, Lake	255
Gulfport, Pinellas	254
Bunnell, Flagler	252
Zolfo Springs, Hardee	248
Rotunda West, Charlotte	247
Citra, Marion	246
Myakka City, Manatee	244
Interlachen, Putnam	240
Hawthorne, Alachua	238
Pierson, Volusia	238
Haverhill, Palm Beach	237
Silver Springs, Marion	237
Weeki Wachee, Hernando	233
South Daytona, Volusia	230
Bell, Gilchrist	227
Tavernier, Monroe	224
De Leon Springs, Volusia	217
Youngstown, Bay	216
Jay, Santa Rosa	214
Apalachicola, Franklin	212
Flagler Beach, Flagler	212
Lake Park, Palm Beach	212
Molino, Escambia	210
Cape Canaveral, Brevard	209
Lawtey, Bradford	199
Melbourne Beach, Brevard	199
Altha, Calhoun	198
Branford, Suwannee	198
Greenville, Madison	196
Ocklawaha, Marion	196
Mims, Brevard	196
Alva, Lee	194

COVID-19: characteristics of 1,048,264 Florida resident cases

Data through Dec 6, 2020 verified as of Dec 7, 2020 at 09:25 AM

Data in this report are provisional and subject to change.

The table below includes the cities and counties of residence for cases in Florida residents based on the patient's ZIP Code.

Note that city is not always received as part of the initial notification and may be missing while the case is being investigated.

City and county	Cases
Osprey, Sarasota	193
Jennings, Hamilton	193
Holly Hill, Volusia	192
Ave Maria, Collier	191
Archer, Alachua	189
Tequesta, Palm Beach	187
Celebration, Osceola	187
Oxford, Sumter	186
Grand Ridge, Jackson	186
Bay Harbor Islands, Dade	186
Indian Harbour Beach, Brevard	183
Surfside, Dade	178
Edgewood, Orange	177
Greenwood, Jackson	173
Dundee, Polk	173
East Palatka, Putnam	172
Kenneth City, Pinellas	170
Floral City, Citrus	167
Eastpoint, Franklin	161
Vernon, Washington	159
Montverde, Lake	159
Bal Harbour, Dade	157
Eagle Lake, Polk	156
O Brien, Suwannee	156
Hastings, St. Johns	152
Gretna, Gadsden	152
Westville, Holmes	151
Chuluota, Seminole	150
South Pasadena, Pinellas	150
Gotha, Orange	149
Webster, Sumter	149
Melrose, Putnam	148
Satsuma, Putnam	147
West Miami, Dade	143
San Antonio, Pasco	142
Indian Rocks Beach, Pinellas	141
Lee, Madison	138
Clair-Mel City, Hillsborough	138
Elkton, St. Johns	136
Azalea Park, Orange	133
University Of Miami, Dade	132
Southport, Bay	132
Malabar, Brevard	131
Valparaiso, Okaloosa	130
Ponce De Leon, Holmes	129
Grand Island, Lake	129
Eglin Air Force Base, Okaloosa	126
Reddick, Marion	126
Laurel Hill, Okaloosa	125
Lake Panasoffkee, Sumter	122
Hiawassee, Orange	120
Wellborn, Suwannee	119
Inlet Beach, Walton	118
Geneva, Seminole	117
Bryceville, Nassau	117
Lakewood Ranch, Manatee	116
White Springs, Hamilton	114
Alford, Jackson	113
Fort McCoy, Marion	112

COVID-19: characteristics of 1,048,264 Florida resident cases

Data through Dec 6, 2020 verified as of Dec 7, 2020 at 09:25 AM

Data in this report are provisional and subject to change.

The table below includes the cities and counties of residence for cases in Florida residents based on the patient's ZIP Code.

Note that city is not always received as part of the initial notification and may be missing while the case is being investigated.

City and county	Cases
Mcdavid, Escambia	111
Zellwood, Orange	108
Missing, Brevard	108
Summerland Key, Monroe	107
Juno Beach, Palm Beach	103
Morriston, Levy	103
Matlacha, Lee	102
Lockhart, Orange	102
Sebastian, Brevard	101
Missing, Lee	100
Alafaya, Orange	99
Weirsdale, Marion	98
University Of Central Florida, Orange	97
Anthony, Marion	97
South Fort Myers, Lee	97
Fountain, Bay	96
Hosford, Liberty	96
Mcalpin, Suwannee	95
Belleair, Pinellas	95
Hallandale Beach, Broward	94
Sanibel, Lee	93
Pomona Park, Putnam	92
Micanopy, Alachua	91
Babson Park, Polk	90
Howey-In-The-Hills, Lake	89
Holmes Beach, Manatee	89
Longboat Key, Manatee	89
Greenacres, Palm Beach	88
Bay Lake, Orange	87
Astatula, Lake	87
University Of FI, Alachua	86
Islamorada, Monroe	85
Center Hill, Sumter	85
Odessa, Pasco	84
Cloud Lake, Palm Beach	82
Lauderdale By The Sea, Broward	82
Madeira Beach, Pinellas	81
Poinciana, Polk	81
Kindred, Osceola	81
Mangonia Park, Palm Beach	81
Sopchoppy, Wakulla	80
Fern Park, Seminole	79
Bokeelia, Lee	78
Temple Terrace, Hillsborough	78
Holt, Okaloosa	78
Missing, Volusia	78
Carrollwood, Hillsborough	78
Steinhatchee, Taylor	77
Missing, Marion	76
Big Pine Key, Monroe	75
Caryville, Washington	75
Lake Helen, Volusia	73
Sumterville, Sumter	72
F M, Lee	72
Seville, Volusia	71
Viera, Brevard	71
Oak Hill, Volusia	70
Avon Park, Polk	70
Grant-Valkaria, Brevard	69

COVID-19: characteristics of 1,048,264 Florida resident cases

Data through Dec 6, 2020 verified as of Dec 7, 2020 at 09:25 AM

Data in this report are provisional and subject to change.

The table below includes the cities and counties of residence for cases in Florida residents based on the patient's ZIP Code.

Note that city is not always received as part of the initial notification and may be missing while the case is being investigated.

City and county	Cases
The Villages, Lake	68
Hypoluxo, Palm Beach	67
Atlantis, Palm Beach	67
Eatonville, Orange	66
Saint James City, Lee	65
Citrus Springs, Citrus	65
Panacea, Wakulla	65
Osteen, Volusia	64
Clarksville, Calhoun	62
Missing, Palm Beach	62
Air Mail Facility, Dade	61
Lake Hamilton, Polk	61
Winter Park, Seminole	61
Stock Island, Monroe	61
Placida, Charlotte	60
University Of South Florida, Hillsborough	59
Missing, Duval	59
Lutz, Pasco	59
Lady Lake, Sumter	59
Altoona, Lake	58
Cutler Bay, Dade	58
Palma Ceia, Hillsborough	57
University Of Central Fl, Orange	57
Dinsmore, Duval	57
Bonita Beach, Lee	57
Belleair Beach, Pinellas	57
The Villages, Marion	57
San Mateo, Putnam	56
Astor, Lake	56
Waldo, Alachua	56
Ochopee, Collier	55
Golden Beach, Dade	54
Lamont, Jefferson	54
Hollister, Putnam	54
Buena Ventura Lakes, Osceola	54
Barefoot Bay, Brevard	52
Inglis, Levy	51
Bradenton Beach, Manatee	50
Christmas, Orange	50
Brooker, Bradford	50
Ponce Inlet, Volusia	50
Missing, Santa Rosa	50
Hurlburt Field, Okaloosa	48
Greensboro, Gadsden	48
Welaka, Putnam	48
Canal Point, Palm Beach	48
Missing, Collier	48
Bascom, Jackson	48
Crystal Beach, Pinellas	48
Paisley, Lake	47
Kendall, Dade	47
Missing, Broward	46
Missing, Pasco	45
Baldwin, Duval	44
Callaway, Bay	44
Princeton, Dade	44
Lighthouse Point, Broward	43
Florida Gulf Coast Univ, Lee	43
Pinetta, Madison	43

COVID-19: characteristics of 1,048,264 Florida resident cases

Data through Dec 6, 2020 verified as of Dec 7, 2020 at 09:25 AM

Data in this report are provisional and subject to change.

The table below includes the cities and counties of residence for cases in Florida residents based on the patient's ZIP Code.

Note that city is not always received as part of the initial notification and may be missing while the case is being investigated.

City and county	Cases
Hampton, Bradford	42
Felda, Hendry	40
Sunny Isles Beach, Dade	40
Ocean Ridge, Palm Beach	40
Harmony, Osceola	39
Missing, Orange	39
Patrick Air Force Base, Brevard	39
Tierra Verde, Pinellas	39
Manalapan, Palm Beach	38
Sewalls Point, Martin	38
Florahome, Putnam	38
Destin, Walton	38
Campbellton, Jackson	38
Palm Beach Shores, Palm Beach	37
Boca Grande, Lee	36
University Of Tampa, Hillsborough	36
Yalaha, Lake	36
Fort Denaud, Hendry	35
Lorida, Highlands	35
Fruit Cove, St. Johns	35
Flemington, Marion	34
West Park, Broward	34
Rocky Point, Hillsborough	34
Cinco Bayou, Okaloosa	33
Ebro, Washington	33
Saint Pete Beach, Pinellas	32
Tyndall Air Force Base, Bay	32
Village Of Wellington, Palm Beach	32
Cedar Key, Levy	31
Georgetown, Putnam	30
Anna Maria, Manatee	30
Reunion, Osceola	30
North Venice, Sarasota	30
North Redington Beach, Pinellas	29
Singer Island, Palm Beach	29
Missing, St. Johns	29
Lake Suzy, Desoto	29
Saint Leo, Pasco	29
Naranja, Dade	28
Barry University, Dade	28
Bellview, Escambia	28
Highland Beach, Palm Beach	28
Kathleen, Polk	27
Walnut Hill, Escambia	27
Enterprise, Volusia	26
Eaton Park, Polk	26
Terra Ceia, Manatee	26
Florida State, Leon	26
Waverly, Polk	25
Jupiter, Martin	25
Univ Of FI Student Dorms, Alachua	25
Dania Beach, Broward	25
Heathrow, Seminole	24
Missing, Pinellas	24
Miami Springs, Dade	24
Bay Pines, Pinellas	24
Cudjoe Key, Monroe	24
South Miami Heights, Dade	24
Hialeah Gardens, Dade	23

COVID-19: characteristics of 1,048,264 Florida resident cases

Data through Dec 6, 2020 verified as of Dec 7, 2020 at 09:25 AM

Data in this report are provisional and subject to change.

The table below includes the cities and counties of residence for cases in Florida residents based on the patient's ZIP Code.

Note that city is not always received as part of the initial notification and may be missing while the case is being investigated.

City and county	Cases
Labelle, Glades	23
Miami, Unknown	23
South Palm Beach, Palm Beach	23
Salt Springs, Marion	23
Ona, Hardee	23
Aloma, Orange	22
Intercession City, Osceola	22
Florida Dept Of Corrections, Union	22
Miami Shores, Dade	22
Town N Country, Hillsborough	21
Missing, Hillsborough	21
Kinard, Calhoun	21
North Bay Village, Dade	21
Palm Shores, Brevard	21
Florida A And M University, Leon	21
Tangerine, Orange	21
Gulf Breeze, Escambia	21
Kenansville, Osceola	21
Santa Fe, Alachua	20
Fort Lauderdale, Dade	20
Tioga, Alachua	20
Lulu, Columbia	20
Nocatee, Desoto	20
Treasure Island, Pinellas	20
Bagdad, Santa Rosa	20
Penney Farms, Clay	20
Pensacola Beach, Santa Rosa	20
Okahumpka, Lake	20
Tice, Lee	19
Micco, Brevard	19
Miromar Lakes, Lee	19
Missing, Manatee	18
Highland City, Polk	18
Babcock Ranch, Lee	18
Pasadena, Pinellas	18
Stetson University, Volusia	18
Ponte Vedra, Duval	18
Florida International Univ, Dade	18
La Crosse, Alachua	18
Bonita Springs, Collier	18
Sydney, Hillsborough	17
Key Colony Beach, Monroe	17
Balm, Hillsborough	17
Goulds, Dade	17
Northdale, Hillsborough	16
Sun City, Hillsborough	16
Lacoochee, Pasco	16
Bayonet Point, Pasco	16
Hallandle Beach, Broward	16
West Panama City Beach, Bay	16
Hawthorne, Putnam	15
Palmdale, Glades	15
Chokoloskee, Collier	15
Homosassa Springs, Citrus	15
Missing, Sumter	14
Branford, Lafayette	14
Indian Lake Estates, Polk	14
Goodland, Collier	14
Perdido Key, Escambia	14

COVID-19: characteristics of 1,048,264 Florida resident cases

Data through Dec 6, 2020 verified as of Dec 7, 2020 at 09:25 AM

Data in this report are provisional and subject to change.

The table below includes the cities and counties of residence for cases in Florida residents based on the patient's ZIP Code.

Note that city is not always received as part of the initial notification and may be missing while the case is being investigated.

City and county	Cases
City Of Westlake, Palm Beach	14
Paxton, Walton	14
Mexico Beach, Bay	14
Horseshoe Beach, Dixie	14
Apopka, Seminole	14
Siesta Key, Sarasota	14
Candler, Marion	14
Little Torch Key, Monroe	13
Bonifay, Washington	13
Yankeetown, Levy	13
Dowling Park, Suwannee	13
Missing, Martin	13
New Smyrna, Volusia	13
Missing, Escambia	13
Village Of Palmetto Bay, Dade	13
Orange Lake, Marion	13
Saint Marks, Wakulla	12
Sugarloaf Key, Monroe	12
Venus, Highlands	12
Mcintosh, Marion	12
Miami, Broward	12
Bostwick, Putnam	12
Champions Gate, Polk	12
Green Acres, Palm Beach	12
Maitland, Seminole	12
Wewahitchka, Calhoun	12
Missing, Polk	12
Bradley, Polk	12
Pembroke Park, Broward	12
Missing, Hernando	12
Cortez, Manatee	11
Missing, St. Lucie	11
Homeland, Polk	11
Long Key, Monroe	11
Duette, Manatee	11
Caryville, Holmes	11
Plymouth, Orange	11
Unknown, Dade	11
Mount Dora, Orange	11
Tallevast, Manatee	11
Poinciana, Osceola	11
White Springs, Columbia	11
Rosemary Beach, Walton	10
Hernando Beach, Hernando	10
Eloise, Polk	10
Missing, Citrus	10
Earleton, Alachua	10
City Of Sunrise, Broward	10
Passport, Unknown	10
Loughman, Polk	10
Lake City, Suwannee	10
Fort Ogden, Desoto	10
Crystal Springs, Pasco	10
Sparr, Marion	10
Florence Villa, Polk	10
Hollywood, Dade	10
Graceville, Holmes	10
Jacksonville, Unknown	10
Pine Hills, Orange	10

COVID-19: characteristics of 1,048,264 Florida resident cases

Data through Dec 6, 2020 verified as of Dec 7, 2020 at 09:25 AM

Data in this report are provisional and subject to change.

The table below includes the cities and counties of residence for cases in Florida residents based on the patient's ZIP Code.

Note that city is not always received as part of the initial notification and may be missing while the case is being investigated.

City and county	Cases
Mango, Hillsborough	9
Missing, Indian River	9
Buckingham, Lee	9
Missing, Okaloosa	9
Jensen Beach, St. Lucie	9
Ridge Manor, Pasco	9
University Park, Manatee	9
Bayshore Gardens, Manatee	9
Forest City, Orange	9
Long Boat Key, Manatee	9
Palma Sola, Manatee	9
Telogia, Liberty	9
Village Wellington, Palm Beach	9
Greenville, Taylor	9
Gulf Stream, Palm Beach	9
Missing, Seminole	9
Florida International University, Dade	9
Durant, Hillsborough	9
Gonzalez, Escambia	9
Steinhatchee, Dixie	9
Gulf Hammock, Levy	9
Lamont, Madison	9
Saint Johns, Duval	9
Wabasso, Indian River	9
Missing, Nassau	8
Florida State Univ Admin, Leon	8
Rubonia, Manatee	8
Laurel Hill, Walton	8
Perrine, Dade	8
Wahneta, Polk	8
Webster, Hernando	8
Indian River Shores, Indian River	8
Graham, Bradford	8
Westchase, Hillsborough	8
Wausau, Washington	8
Westlake, Palm Beach	8
Woodville, Leon	8
Saint George Island, Franklin	8
Missing, Clay	8
Murdock, Charlotte	8
Cottdonale, Washington	8
Hialeah, Unknown	8
Trenton, Levy	8
Archer, Levy	8
Laud-By-The-Sea, Broward	8
Lake Como, Putnam	8
Lowell, Marion	8
Parker, Bay	8
Kissimmee, Orange	8
Switzerland, St. Johns	7
Saint Lucie West, St. Lucie	7
Lealman, Pinellas	7
Jerome, Collier	7
Trilby, Pasco	7
Alturas, Polk	7
Union Park, Orange	7
Evinston, Alachua	7
Holder, Citrus	7
Nichols, Polk	7

COVID-19: characteristics of 1,048,264 Florida resident cases

Data through Dec 6, 2020 verified as of Dec 7, 2020 at 09:25 AM

Data in this report are provisional and subject to change.

The table below includes the cities and counties of residence for cases in Florida residents based on the patient's ZIP Code.

Note that city is not always received as part of the initial notification and may be missing while the case is being investigated.

City and county	Cases
West Delray Beach, Palm Beach	7
Leisure City, Dade	7
Shady Hills, Pasco	7
Bonaventure, Broward	7
Orchid, Indian River	6
Pine Castle, Orange	6
Indian Creek Village, Dade	6
Missing, Lake	6
Morriston, Marion	6
Mayport Naval Station, Duval	6
Port Saint John, Brevard	6
Lake Butler, Bradford	6
Fanning Springs, Gilchrist	6
Hillsboro Beach, Broward	6
Suwannee, Dixie	6
Ponce De Leon, Walton	6
Everglades City, Collier	6
Ramrod Key, Monroe	6
Palm City, St. Lucie	6
Lake Monroe, Seminole	6
Belleair Bluffs, Pinellas	6
Brooksville, Pasco	6
Ferndale, Lake	6
Pass, Unknown	5
Quail Heights, Dade	5
Stuart, St. Lucie	5
Pine Ridge, Citrus	5
Beverly Beach, Flagler	5
Deer Island, Lake	5
Ebro, Bay	5
East Lake, Marion	5
Fort Charlotte, Charlotte	5
Redington Shores, Pinellas	5
Missing, Columbia	5
Virginia Gardens, Dade	5
Braden River, Manatee	5
Missing, Unknown	5
Mount Plymouth, Lake	5
Mexico Beach, Gulf	5
Dade City, Hernando	5
Citrus Hills, Citrus	5
Roseland, Indian River	5
Longboat Key, Sarasota	5
Lakeshore, Polk	5
Lakewood Ranch, Sarasota	5
Duck Key, Monroe	5
PSI, Unknown	5
Nalcrest, Polk	5
Ozona, Pinellas	5
Maxville, Duval	5
Hutchinson Island, St. Lucie	5
High Springs, Gilchrist	4
Ft Pierce, St. Lucie	4
Clarcona, Orange	4
Pensacola, Unknown	4
Ybor City, Hillsborough	4
Fort Lauderdale, Palm Beach	4
Naples, Lee	4
Okeechobee, Osceola	4

COVID-19: characteristics of 1,048,264 Florida resident cases

Data through Dec 6, 2020 verified as of Dec 7, 2020 at 09:25 AM

Data in this report are provisional and subject to change.

The table below includes the cities and counties of residence for cases in Florida residents based on the patient's ZIP Code.

Note that city is not always received as part of the initial notification and may be missing while the case is being investigated.

City and county	Cases
Miami Gardens, Unknown	4
Saint Augustine, Duval	4
Briny Breezes, Palm Beach	4
Williston, Marion	4
International Service Center, Dade	4
N/A, Unknown	4
Fernandina, Nassau	4
Wakulla Springs, Wakulla	4
Seacrest, Walton	4
Salem, Taylor	4
Orlando, Brevard	4
Davenport, Osceola	4
Sea Ranch Lakes, Broward	4
Redington Beach, Pinellas	4
Westchester, Dade	4
Winter Garden, Lake	4
Grove City, Charlotte	4
Daytona Beach Shores, Volusia	4
Barberville, Volusia	4
Mayport, Duval	4
Shady Grove, Taylor	4
Watersound, Walton	4
White City, Gulf	4
Valkaria, Brevard	4
River Ranch, Polk	4
Loxahatchee Groves, Palm Beach	4
Live Oak, Madison	4
Niceville, Walton	4
Indian Shores, Pinellas	3
Lynbrook, Broward	3
Hallandale Beach, Unknown	3
Captiva, Lee	3
Choctaw Beach, Okaloosa	3
Deerfield Beach, Palm Beach	3
Blountstown, Liberty	3
Saint Augustine Beach, St. Johns	3
Putnam Hall, Putnam	3
West Bradenton, Manatee	3
Village Of Golf, Palm Beach	3
Sunny Hills, Washington	3
Worthington Springs, Union	3
Tampa, Pinellas	3
Johns Pass Village, Pinellas	3
Golden Oak, Orange	3
Inlet Beach, Bay	3
Jacksonville, Clay	3
Clermont, Orange	3
Eglin, Okaloosa	3
Innovation, Pasco	3
Margate, Unknown	3
Melrose, Bradford	3
Port Salerno, Martin	3
Wildlight, Nassau	3
Brewton, Escambia	3
Labelle, Lee	3
Goldenrod, Seminole	3
Pp, Unknown	3
San Fernando, Unknown	3
Pompano Beach, Palm Beach	3

COVID-19: characteristics of 1,048,264 Florida resident cases

Data through Dec 6, 2020 verified as of Dec 7, 2020 at 09:25 AM

Data in this report are provisional and subject to change.

The table below includes the cities and counties of residence for cases in Florida residents based on the patient's ZIP Code.

Note that city is not always received as part of the initial notification and may be missing while the case is being investigated.

City and county	Cases
Vernon, Bay	3
Fpo, Duval	3
Fernandina Beach, Duval	3
Elfers, Pasco	3
Cypress Gardens, Polk	3
Oneco, Manatee	3
Orange Springs, Marion	3
Missing, Putnam	3
Monticello, Madison	3
Indian Rock Beach, Pinellas	3
Hollywood, Unknown	3
Mayport Naval Housing, Duval	3
Vero Beach, St. Lucie	3
Basinger, Okeechobee	3
Bella Collina, Lake	3
El Jobean, Charlotte	3
Julington Creek, St. Johns	3
Seacrest, Bay	3
Point Washington, Walton	3
Orange Park, Duval	3
Orlando, Osceola	3
Mims, Volusia	3
Missing, Alachua	3
Nobleton, Hernando	3
North Fort Myers, Charlotte	3
Kissimmee, Unknown	3
Jacksonville Naval Air Station, Duval	3
Chicago, Lee	3
Clewiston, Palm Beach	3
Branford, Gilchrist	3
San Carlos Park, Lee	3
Sorrento, Orange	3
Westville, Walton	3
Pensacola Beach, Escambia	3
Sugarloaf, Monroe	3
Cypress, Jackson	3
Miccosukee, Leon	3
Lamont, Taylor	3
Land O Lakes, Hillsborough	2
Keystone Heights, Bradford	2
Lloyd, Jefferson	2
Los Angeles, Dade	2
Milligan, Okaloosa	2
Cross City, Taylor	2
Brandon, Unknown	2
Carl Fisher, Dade	2
Forest City, Seminole	2
Fort Lauderdale, Alachua	2
Glenwood, Volusia	2
Saint Marys, Nassau	2
Wacissa, Jefferson	2
Wauchula, Desoto	2
Yeehaw, Okeechobee	2
Vero Beach, Unknown	2
Sebring, Desoto	2
Tampa, Hernando	2
Boynton Beach, Broward	2
Cape Haze, Charlotte	2
Bristol, Calhoun	2

COVID-19: characteristics of 1,048,264 Florida resident cases

Data through Dec 6, 2020 verified as of Dec 7, 2020 at 09:25 AM

Data in this report are provisional and subject to change.

The table below includes the cities and counties of residence for cases in Florida residents based on the patient's ZIP Code.

Note that city is not always received as part of the initial notification and may be missing while the case is being investigated.

City and county	Cases
Bayou George, Bay	2
000000, Unknown	2
Babcock Ranch, Charlotte	2
Conch Key, Monroe	2
Jacksonville Naval Hospital, Duval	2
Kingsley Lake, Bradford	2
Jacksonville, Nassau	2
Longview, Dade	2
Newberry, Gilchrist	2
Okeechobee, Lake	2
Mesa, Unknown	2
Ormond Beach, Flagler	2
Miramar, Dade	2
Pompano Beach, Unknown	2
North Port, Charlotte	2
New Port Richey, Hillsborough	2
Missing, Bay	2
Miramar, Unknown	2
Long Beach, Orange	2
Miami, Martin	2
Jonesville, Alachua	2
Lauderhill, Unknown	2
Jupiter Island, Martin	2
Labelle, Collier	2
Venice, Dade	2
Sand Lake, Orange	2
Marysville, Dade	2
Oakland Park, Unknown	2
Day, Lafayette	2
Bowling Green, Polk	2
Crescent Beach, Sarasota	2
Green Cove Springs, Duval	2
Tampa, Broward	2
Samoset, Manatee	2
Sunrise, Unknown	2
Seguin, Unknown	2
Scottsmoor, Brevard	2
Portland, Unknown	2
Pp, Dade	2
Lanark Village, Franklin	2
Melbourne, Orange	2
Missing, Walton	2
Moore Haven, Hendry	2
Glen Ridge, Palm Beach	2
Fort Walton Beach, Walton	2
Lake Harbor, Palm Beach	2
Cassadaga, Volusia	2
Dunnellon, Levy	2
Woodside, Broward	2
Madison, Unknown	2
Ocean Breeze, Martin	2
Pass, Dade	2
Jacksonville, Dade	2
Florida Power & Light Co, Dade	2
Gibsonia, Polk	2
Alligator Point, Wakulla	2
Amelia City, Nassau	2
Citrus Ridge, Indian River	2
Clermont, Polk	2

COVID-19: characteristics of 1,048,264 Florida resident cases

Data through Dec 6, 2020 verified as of Dec 7, 2020 at 09:25 AM

Data in this report are provisional and subject to change.

The table below includes the cities and counties of residence for cases in Florida residents based on the patient's ZIP Code.

Note that city is not always received as part of the initial notification and may be missing while the case is being investigated.

City and county	Cases
Fort Pierce, Martin	2
Bonifay, Jackson	2
Aripeka, Pasco	2
Grandin, Putnam	2
Ludlam, Dade	2
Laurel, Sarasota	2
Lecanto, Marion	2
Oklawaha, Marion	2
Olustee, Baker	2
Tarpon Springs, Pasco	2
West Palm Beach, Dade	2
Winter Garden, Seminole	2
Upper Key Largo, Monroe	2
Orlando, Unknown	2
Punta Gorda, Lee	2
Port Saint Lucie, Martin	2
Port Charlotte, Unknown	2
Saint Augusaintine Beach, St. Johns	2
Seven Springs, Pasco	2
Alligator Point, Franklin	2
Immokalee, Lee	2
Fort Lauderdale, Unknown	2
Cross Creek, Alachua	2
Crawfordville, Leon	2
Fairfield, Marion	2
Lutz, Pinellas	2
Miami Gardens, Broward	2
Los Angeles, Okaloosa	2
Lakeland, Hillsborough	2
Lawtey, Union	2
None, Dade	2
Miami, Palm Beach	2
Middlesburg, Duval	1
Marshall, Dade	1
Mount Pleasant, Gadsden	1
North Pole, Seminole	1
North Port, Lee	1
Navarre, Okaloosa	1
Newark, Broward	1
Newburgh, Bay	1
Okeechobee, Glades	1
Oooooo, Unknown	1
Pacifica, Dade	1
Orem, Broward	1
Orlando, Lake	1
Lewisburg, Pasco	1
Littleton, Dade	1
Lake Geneva, Clay	1
Lake City, Hamilton	1
La Grange, Dade	1
Louisville, Manatee	1
Los Angeles Ca, Unknown	1
Miami, Hillsborough	1
Miami, Orange	1
Cypress, Leon	1
Eau Gallie, Brevard	1
Fort Myers, Unknown	1
Fort Pierce, Unknown	1
Granada Hills, Broward	1

COVID-19: characteristics of 1,048,264 Florida resident cases

Data through Dec 6, 2020 verified as of Dec 7, 2020 at 09:25 AM

Data in this report are provisional and subject to change.

The table below includes the cities and counties of residence for cases in Florida residents based on the patient's ZIP Code.

Note that city is not always received as part of the initial notification and may be missing while the case is being investigated.

City and county	Cases
Hailandale, Unknown	1
Homosassa, Hernando	1
Jerusalem, St. Johns	1
Harrison, Pinellas	1
Homeless, Polk	1
Anaheim, Unknown	1
Athens, Duval	1
Bogota, Orange	1
Bronx, Palm Beach	1
Deland, St. Lucie	1
Clewiston, Glades	1
Coconut Creek, Unknown	1
Cartersville, Unknown	1
Saint Petersburg, Hillsborough	1
Saint Petersburg, St. Lucie	1
Saxis, Lee	1
Sebring, Lee	1
Saint Johns, Unknown	1
Rye, Duval	1
Rex, Duval	1
Port Everglades, Broward	1
Palm Coast, Polk	1
Palm Coast, Volusia	1
Parker, Dade	1
Peoria, Unknown	1
West Villages, Sarasota	1
Wichita, Volusia	1
Winter Park, Broward	1
Zolfo Springs, Polk	1
Washington, Unknown	1
Wekiva Springs, Seminole	1
Tulsa, Orange	1
Sun City Center, Hardee	1
Tallahassee, Duval	1
Spring Hill , Hernando	1
Starke, Clay	1
Stone Mountain, Palm Beach	1
Weston, Dade	1
Wheaton, Lee	1
Wesley Chapel, Alachua	1
Tewksbury, Orange	1
Tampa Palms, Hillsborough	1
Soldotna, Broward	1
South Burlington, Orange	1
Steinhatchee, Madison	1
Pineland, Lee	1
Saint Johns, Orange	1
San Antonio, Sarasota	1
San Antonio, Unknown	1
Sanford, Volusia	1
Opalocka, Dade	1
Okeechobee, St. Lucie	1
Palm Springs North, Dade	1
Palm Coast, Duval	1
Pembroke Puine, Unknown	1
Perry, Leon	1
Provincetown, Collier	1
Melrose, Alachua	1
Miamf, Dade	1

COVID-19: characteristics of 1,048,264 Florida resident cases

Data through Dec 6, 2020 verified as of Dec 7, 2020 at 09:25 AM

Data in this report are provisional and subject to change.

The table below includes the cities and counties of residence for cases in Florida residents based on the patient's ZIP Code.

Note that city is not always received as part of the initial notification and may be missing while the case is being investigated.

City and county	Cases
Miami G, Dade	1
Miami, Collier	1
Missing, Leon	1
Milton, Escambia	1
Naples, Orange	1
New Richmond, Volusia	1
Lemoyne, Manatee	1
Lake Placid, Alachua	1
Magnolia Square, Osceola	1
Las Vegas, Orange	1
Marianna, Calhoun	1
Greenville, Jefferson	1
Holt, Santa Rosa	1
Kingsland, Duval	1
Kissimmee, Brevard	1
Lake Buena Vista, Orange	1
99, Unknown	1
Aollywoss, Dade	1
Boca Raton, Unknown	1
Blowing Rock, Polk	1
Carol Stream, Orange	1
Charlotte, Pasco	1
Clear Brook, Lee	1
Haverford, Hillsborough	1
Hispanic, St. Lucie	1
Gilmer, Dade	1
Columbus, Brevard	1
Cookeville, Seminole	1
Dallas, Lee	1
Deland, Lake	1
Deland, Polk	1
Doctors Inlet, Clay	1
Estero, Collier	1
Fanning Springs, Levy	1
Cumberland, Palm Beach	1
Dade City, Hillsborough	1
Chipley, Holmes	1
Chipley, Jackson	1
Chattanooga, Dade	1
Bryn Mawr, Palm Beach	1
Camden Wyoming, Duval	1
Colorado Springs, Unknown	1
Conifer, Lee	1
333, Unknown	1
Alva, Collier	1
Alys Beach, Bay	1
Apple Creek, Citrus	1
Hallandate Ben, Unknown	1
Fort Denaud, Glades	1
FI State Lot, Leon	1
Fortlauderdale, Unknown	1
Ft Pierce, Unknown	1
Garland, Orange	1
El Paso, Unknown	1
Everett, Dade	1
Destin, Unknown	1
Jeffersonville, Broward	1
Hickory, Lee	1
Hialeah, Broward	1

COVID-19: characteristics of 1,048,264 Florida resident cases

Data through Dec 6, 2020 verified as of Dec 7, 2020 at 09:25 AM

Data in this report are provisional and subject to change.

The table below includes the cities and counties of residence for cases in Florida residents based on the patient's ZIP Code.

Note that city is not always received as part of the initial notification and may be missing while the case is being investigated.

City and county	Cases
Homeless, Dade	1
Lake Worth, Broward	1
Longwood, Orange	1
Lauderdale Hill, Unknown	1
Live Oak, Columbia	1
Palm City, Unknown	1
Oviedo, Leon	1
Old Town, Gilchrist	1
Ocala, Unknown	1
N/A, Duval	1
Naples, Alachua	1
Miamii, Dade	1
Miamt, Dade	1
Mid Florida, Seminole	1
Middleburg, Duval	1
Porter Ranch, Dade	1
Raiford, Bradford	1
Port Saint Lucie, Indian River	1
Pompano Beach, Alachua	1
San Diego, Unknown	1
Riverview, Manatee	1
Russellville, Hillsborough	1
Saint Augustine, Okaloosa	1
Vero Beach, Brevard	1
Village Of Palm Springs, Palm Beach	1
Webster, Pasco	1
Steinhatchee, Alachua	1
Tampa, Manatee	1
Woodland Hills, Brevard	1
Winston Salem, Unknown	1
Westerville, Hillsborough	1
Wellington, Unknown	1
Wilbur By The Sea, Volusia	1
Willowbrook, Lee	1
Wimauma, Manatee	1
Wayne, Dade	1
West Simsbury, Collier	1
South Otselic, Dade	1
Telluride, Lee	1
Unknown, Orange	1
Tinley Park, Lee	1
Sumatra, Liberty	1
Fdsf, Unknown	1
Duke Field Air Force Station, Okaloosa	1
Deltona , Volusia	1
Clermont, Unknown	1
Bryn Mawr, Collier	1
Aspen, Palm Beach	1
Bartow, Unknown	1
Boca Rotan, Unknown	1
Columbia, Orange	1
Coral Springs, Unknown	1
Cornelius, Leon	1
Crestview, Dade	1
Dade City, Polk	1
Dania, Unknown	1
Darien, Pasco	1
Los Angeles, Polk	1
Lakewood, Unknown	1

COVID-19: characteristics of 1,048,264 Florida resident cases

Data through Dec 6, 2020 verified as of Dec 7, 2020 at 09:25 AM

Data in this report are provisional and subject to change.

The table below includes the cities and counties of residence for cases in Florida residents based on the patient's ZIP Code.

Note that city is not always received as part of the initial notification and may be missing while the case is being investigated.

City and county	Cases
Green, Clay	1
Gulf Shores, Escambia	1
Knoxville, Duval	1
Hialeah Lakes, Dade	1
Hilliard, Dade	1
Hollywood, Leon	1
Holt, Unknown	1
Humble, Broward	1
Fwb, Unknown	1
Gainesville, Orange	1
Gastonia, Polk	1
New Vernon, Sarasota	1
New York, Broward	1
Myakka, Duval	1
Naples, Broward	1
Naugatuck, Lee	1
Missing, Sarasota	1
Missing, Taylor	1
Missing, Highlands	1
Miami Beach, Palm Beach	1
Miami Granders, Dade	1
Maitland, Unknown	1
Minneapolis, Broward	1
Minneapolis, Collier	1
Port Charlotte Fl, Unknown	1
Richmond Heights, Dade	1
Rochester, Lee	1
Rosemary Beach, Bay	1
Saint Petersburg, Dade	1
San Juan, Osceola	1
San Pedro Sula, Dade	1
Orlando, Palm Beach	1
Opa Locka, Unknown	1
Otter Creek, Levy	1
Pensacola, Santa Rosa	1
Ponce, Orange	1
Plantation, Unknown	1
St Cloud, Orange	1
Surprise, Unknown	1
Syracuse, Unknown	1
San Marcos, Unknown	1
Sarasota, Unknown	1
Pooler, Broward	1
Port Canaveral, Brevard	1
Saint Petersburg, Bay	1
Ridgewood, Lee	1
Roseville, Broward	1
Pensacola, Dade	1
Plantation Key, Monroe	1
Plantation, Leon	1
Panomo City, Bay	1
Twentynine Palms, Broward	1
Unknown, Manatee	1
Venezuela, Unknown	1
Vernon, Walton	1
Whippany, Volusia	1
Xifamk, Dade	1
Winfield, Hillsborough	1
Winter Garden, Unknown	1

COVID-19: characteristics of 1,048,264 Florida resident cases

Data through Dec 6, 2020 verified as of Dec 7, 2020 at 09:25 AM

Data in this report are provisional and subject to change.

The table below includes the cities and counties of residence for cases in Florida residents based on the patient's ZIP Code.

Note that city is not always received as part of the initial notification and may be missing while the case is being investigated.

City and county	Cases
Greensboro, Leon	1
Glen Cove, Unknown	1
Glen Saint Mary, Duval	1
Gainesville, Levy	1
Fleming Island, Duval	1
Fort Lauderdale, Orange	1
Crestview, Broward	1
Crestview, Walton	1
Cross Key, Monroe	1
Crystal River, Marion	1
Cape San Blas, Gulf	1
Deerfield Beach, Polk	1
Defuniak Springs, Okaloosa	1
Dade City, Unknown	1
Clearwater, Leon	1
Bradenton, Lee	1
Callahan, Duval	1
Bogota, Unknown	1
Atlanta, Walton	1
Attalla, Broward	1
North Porte, Unknown	1
Notrealville, Polk	1
Mount Vernon, Volusia	1
Mulberry, Hillsborough	1
Orem, Dade	1
Orlando, Polk	1
Oviedo, Lake	1
Okeechobi, Unknown	1
Monument, Broward	1
Morrisville, Palm Beach	1
North Brunswick, St. Lucie	1
North Lauderdale, Unknown	1
Mokena, Lee	1
Miamksaohes, Dade	1
Key West, Palm Beach	1
Kilgore, Dade	1
Macclenny, Dixie	1
Madison, Jefferson	1
Miami Dade, Unknown	1
Metter, Manatee	1
Missing, Lafayette	1
Jupiter Inlet, Palm Beach	1
Land O Lakes, Unknown	1
Landolakes, Unknown	1
Lima, Volusia	1
Inglis, Citrus	1
Irmo, Unknown	1
Island Grove, Alachua	1
Jacksonville, Baker	1
Sun City Center, Lee	1
Surfside Beach, Orange	1
Tavares, Unknown	1
Temple, Palm Beach	1
Unknown, Duval	1
Winnetka, Dade	1
Winter Springs, Orange	1
Youngstown, Washington	1
West Hollywood, Broward	1
Weston, Unknown	1

COVID-19: characteristics of 1,048,264 Florida resident cases

Data through Dec 6, 2020 verified as of Dec 7, 2020 at 09:25 AM

Data in this report are provisional and subject to change.

The table below includes the cities and counties of residence for cases in Florida residents based on the patient's ZIP Code.

Note that city is not always received as part of the initial notification and may be missing while the case is being investigated.

City and county	Cases
Wildwood, Lee	1
West Palm Beach, Unknown	1
Lake In The Hills, Broward	1
Lake Worth, Unknown	1
Land, Unknown	1
Jupiter, Pinellas	1
Kansas City, Palm Beach	1
Indianapolis, Lee	1
Jena, Taylor	1
Fort Lauderdale, Lee	1
Fort Pierce, Brevard	1
Fort Worth, Broward	1
Franklin, Orange	1
Gainesville, Santa Rosa	1
High Springs, Columbia	1
Gwynn Oak, Polk	1
East Rockland Key, Monroe	1
Crescent City, Marion	1
Crestview, Unknown	1
Coal City, Pasco	1
Celebration, Orange	1
Delray Beach, Broward	1
Boys Ranch, Suwannee	1
Big Torch Key, Monroe	1
Black, Holmes	1
Boca Raton, Lee	1
Bonifay, Unknown	1
Arabi, Orange	1
Austin, Dade	1
Addison, Pasco	1
Alford, Washington	1
Apo, Collier	1
Littleton, St. Johns	1
Los Angeles, Orange	1
Mattoon, Lee	1
Marianna, Washington	1
Mary Esther, Hillsborough	1
Milford, Bay	1
Newaygo, Charlotte	1
Na, Dade	1
Naples, Leon	1
Missing, Flagler	1
Missing, Washington	1
Painted Post, Pasco	1
Palatka, Marion	1
Okeechobee, Highlands	1
Pompano Beach, Dade	1
Pompano Beach, Osceola	1
Pensacola Naval Hospital, Escambia	1
Stiamk, Dade	1
Saint Petersburg, Duval	1
Port Charlotte, Lee	1
Roswell, Bay	1
Ruskin, Manatee	1
Port Saint Lucie, Marion	1
Port St Luice, Unknown	1
Port St. Lucie, St. Lucie	1
Rivera Beach, Unknown	1
Powell, Lee	1

COVID-19: characteristics of 1,048,264 Florida resident cases

Data through Dec 6, 2020 verified as of Dec 7, 2020 at 09:25 AM

Data in this report are provisional and subject to change.

The table below includes the cities and counties of residence for cases in Florida residents based on the patient's ZIP Code.

Note that city is not always received as part of the initial notification and may be missing while the case is being investigated.

City and county	Cases
Panama City, Unknown	1
Pensacola, Sumter	1
Perth Amboy, Hillsborough	1
Paducah, Manatee	1
Orlando, Broward	1
Orlando, Lee	1
Middletown, Osceola	1
Monroe, Hillsborough	1
Oldsrav, Manatee	1
North Laud, Unknown	1
Longwood, Broward	1
Lucedale, St. Lucie	1
Macclenny, Duval	1
Melrose, Clay	1
Mayaguez, Dade	1
Interlachen, Duval	1
Hialeahgardens, Dade	1
Hosford, Calhoun	1
Columbia, Volusia	1
Cincinnati, Dade	1
Circle Pines, St. Lucie	1
Champions Gate, Osceola	1
Dracut, Orange	1
Davie, Unknown	1
Dayton, Orange	1
Gibsonston, Unknown	1
Greenbrier, Bay	1
Gurabo, Orange	1
Floral, Okaloosa	1
Baker, Santa Rosa	1
Alva, Escambia	1
Arcadia, Highlands	1
Armstrong, St. Johns	1
Belmont, Santa Rosa	1
Blountstown, Broward	1
Bronson, Alachua	1
Brooker, Alachua	1
Bonita, Lee	1
Brandon, Pinellas	1
Sunrise, Dade	1
Summerfield, Unknown	1
Trenton, Dixie	1
Unknown, Unknown	1
Umatilla, Marion	1
Toms River, Lee	1
Tourist, Dade	1
Sebring, Glades	1
Sharpes, Brevard	1
Sanford, Orange	1
Saint Petersburg, Charlotte	1
Puerto Rico, Unknown	1
Randolph, Orange	1
Saint Lucie Village, St. Lucie	1
Watersound, Bay	1
Unk, Duval	1
Ventura, Orange	1
Wtixrat, Dade	1
Westlake Village, Unknown	1
Waipahu, Santa Rosa	1

COVID-19: characteristics of 1,048,264 Florida resident cases

Data through Dec 6, 2020 verified as of Dec 7, 2020 at 09:25 AM

Data in this report are provisional and subject to change.

The table below includes the cities and counties of residence for cases in Florida residents based on the patient's ZIP Code.

Note that city is not always received as part of the initial notification and may be missing while the case is being investigated.

City and county	Cases
Ward, Polk	1
West Yarmouth, St. Lucie	1
Woodbine, Nassau	1
Suitland, Volusia	1
Venetian Islands, Dade	1
Syracuse, Polk	1
Tallahassee, Dade	1
Tamarac, Dade	1
Tavares, Orange	1
Town Of Nocatee, St. Johns	1
Unkn, Duval	1
Unknown, Volusia	1
Piasa, Putnam	1
Russellville, Bay	1
Saint Joseph, Volusia	1
San Antonio, Orange	1
Shirley, Flagler	1
Seminole, Leon	1
Greensburg, Palm Beach	1
Hoclywsod, Dade	1
Hernando, Marion	1
Hialeah, Collier	1
Indian Rocks Beach, Duval	1
Homeless, Hillsborough	1
Homeless, Monroe	1
Homeless, Pinellas	1
Fort Lauderdale, Leon	1
Fort White, Clay	1
Far Rockaway, Dade	1
Garden City, Alachua	1
Gaylord, Orange	1
Haines Creek, Lake	1
Hallandale, Unknown	1
Carmel, Orange	1
Caracas, Dade	1
Brooklyn, Lee	1
Boca Raton, Broward	1
Asheville, Highlands	1
Bartow, Hardee	1
Bel Air, Collier	1
Alachua, Duval	1
Alpharetta, Broward	1
Downingtown, Hillsborough	1
Deer Park, Dade	1
Deerfield Beach, Unknown	1
Deland, Seminole	1
Dallas, Hernando	1
Chicago, Unknown	1
Coconut Ck, Unknown	1
Copeland, Collier	1
Orlando, Dade	1
Orlando, Volusia	1
Orlo Vista, Orange	1
Monroe Township, Palm Beach	1
Moore Haven, Okeechobee	1
Morrisville, Unknown	1
North Palm Beach, Orange	1
Northport, Sarasota	1
Oakland, Lee	1

COVID-19: characteristics of 1,048,264 Florida resident cases

Data through Dec 6, 2020 verified as of Dec 7, 2020 at 09:25 AM

Data in this report are provisional and subject to change.

The table below includes the cities and counties of residence for cases in Florida residents based on the patient's ZIP Code.

Note that city is not always received as part of the initial notification and may be missing while the case is being investigated.

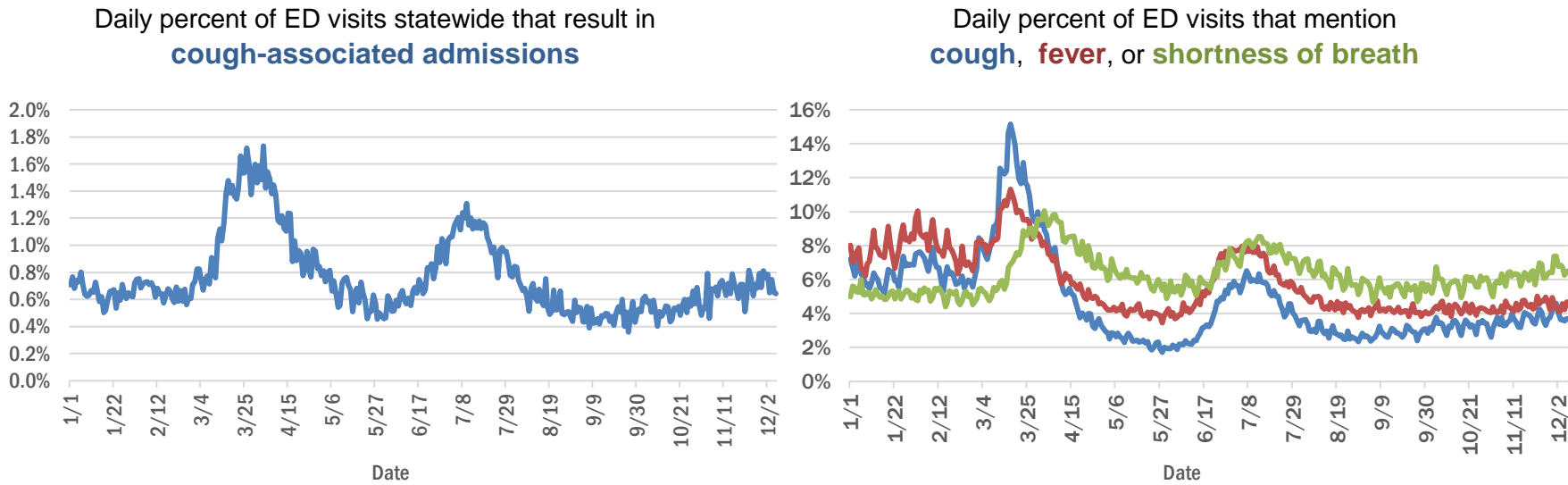
City and county	Cases
Other, Dade	1
Pass-A-Grille Beach, Pinellas	1
Pembroke Lakes, Broward	1
Port Saint Lucie, Palm Beach	1
Prattville, Hillsborough	1
Prestonsburg, Bay	1
Quincy, Jackson	1
Rapid City, Broward	1
Red Bay, Holmes	1
Ldhl, Broward	1
Las Vegas, Palm Beach	1
Milford, Lee	1
Micanopy, Marion	1
Mckinney, Broward	1
Miamc, Dade	1
Key West, Duval	1
Jefferson, Dade	1
Jonesboro, Leon	1
Jupiter, Dade	1
Jupiter, St. Lucie	1
Kenilworth, Leon	1
Lake Butler, Alachua	1
Lakeland, Unknown	1
Kingsland, Nassau	1
Knoxville, Bay	1
Total	1,048,264

COVID-19: additional surveillance information

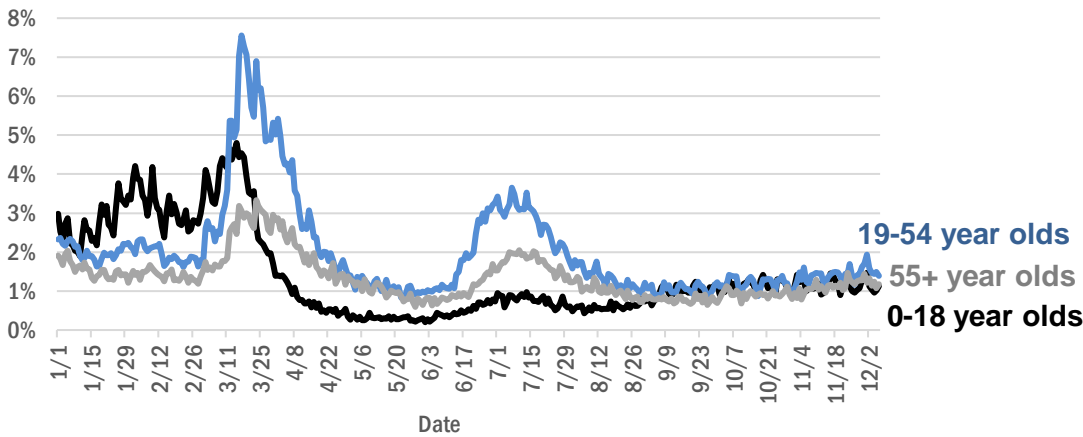
Data through Dec 6, 2020 verified as of Dec 7, 2020 at 09:25 AM

Data in this report are provisional and subject to change.

Statewide emergency department (ED) chief complaint and admission data



Daily percent of ED visits statewide that mention cough by age group



The Electronic Surveillance System for the Early Notification of Community-Based Epidemics (ESSENCE-FL) includes chief complaint data from 211 of 211 Florida EDs. Data are transmitted electronically to ESSENCE-FL daily or hourly.

COVID-19: testing by laboratory

Data through Dec 6, 2020 verified as of Dec 7, 2020 at 09:25 AM

Data in this report are provisional and subject to change.

The numbers in the table below represent the number of Florida and non-Florida residents for whom test results were received by the Department of Health. A person can be tested by more than one laboratory and can have both positive and negative results. **Therefore, the sum of the numbers in each column will be larger than the total number of people tested.**

Reporting lab	Inconclusive	Negative	Positive	Percent positive	Total
LABORATORY CORPORATION OF AMERICA	2,020	1,249,163	154,931	11%	1,406,114
QUEST DIAGNOSTICS	9,315	1,129,246	156,318	12%	1,294,879
BIO REFERENCE LABORATORIES, INC	7,241	727,020	131,913	15%	866,174
CURATIVE LABS	7,722	754,755	89,202	10%	851,679
GENETWORX	661	390,603	32,932	8%	424,196
REALTOX LABS LLC	3,838	339,880	54,425	14%	398,143
HELIX	2,972	257,132	36,738	12%	296,842
EAST FLORIDA STATE COLLEGE - BREVARD		186,711	23,344	11%	210,055
RCA LABORATORY SERVICES, LLC		176,718	11,665	6%	188,383
IMPACT HEALTH BIOMETRIC TESTING, INC	836	146,919	14,665	9%	162,420
ELABNETWORK	1,058	131,186	10,821	8%	143,065
NOMIHEALTH		125,660	13,744	10%	139,404
MAKO GENOMICS	5,765	112,361	18,231	13%	136,357
NORTHWEST LABORATORY	246	120,951	6,734	5%	127,931
BPHL-JACKSONVILLE	18	107,942	16,794	13%	124,754
MAYO CLINIC LABORATORIES	269	107,918	11,382	10%	119,569
ADVENT HEALTH LAB	112	101,260	13,957	12%	115,329
MEDICAL DIAGNOSTIC LABORATORIES	967	97,545	13,964	12%	112,476
ADVENTHEALTH LAB	98	99,502	9,809	9%	109,409
BAYCARE LABORATORIES LLC	453	97,870	8,292	8%	106,615
MEMORIAL REGIONAL HOSPITAL SOUTH	22	83,939	16,606	17%	100,567
BIOCOLLECTIONS WORLDWIDE, INC	586	87,927	11,485	11%	99,998
BPHL-MIAMI	225	84,560	13,728	14%	98,513
KORVALABS, INC	1,281	90,547	4,631	5%	96,459
ASCENSION SACRED HEART HOSPITAL - PENSACOLA	2	84,902	10,824	11%	95,728
ORLANDO HEALTH SYSTEM	584	84,139	8,047	9%	92,770
SUNPATH MEDICAL DIAGNOSTICS LABORATORY	693	66,470	9,531	12%	76,694
TAMPA GENERAL HOSPITAL	4	69,061	5,418	7%	74,483
UF HEALTH MEDICAL LAB	33	68,001	5,504	7%	73,538
FULGENT DIAGNOSTICS LABORATORY	1,151	66,676	5,507	8%	73,334
BPHL-TAMPA (SPECTRUM BLVD)	45	60,493	10,087	14%	70,625
DIATHERIX LABORATORIES		61,923	8,608	12%	70,531
TESTING MATTERS INC	49	59,977	7,567	11%	67,593
AKESOGEN		52,304	8,288	14%	60,592
BAPTIST HEALTH SOUTH FLORIDA	203	47,892	7,396	13%	55,491
ASCENSION ST VINCENT'S - RIVERSIDE	1	49,204	5,641	10%	54,846
JACKSON MEMORIAL HOSPITAL CLINICAL LAB	79	45,216	8,497	16%	53,792
ARUP LABORATORIES	16	49,927	2,895	5%	52,838
AMERICAN HEALTH ASSOCIATES	9	47,099	3,478	7%	50,586
UF HEALTH SHANDS HOSPITAL	292	46,376	2,782	6%	49,450
LAKELAND REGIONAL MEDICAL CENTER	116	43,949	4,783	10%	48,848
REAL DIAGNOSTICS	251	39,634	4,983	11%	44,868
AIT LABORATORIES		40,129	4,527	10%	44,656
VIRACOR EUROFINS		34,761	9,684	22%	44,445
SOUTH MIAMI HOSPITAL LAB	140	33,338	4,193	11%	37,671
ORANGE COUNTY CONVENTION CENTER		33,330	3,646	10%	36,976
TALLAHASSEE MEMORIAL HOSPITAL	149	32,243	3,573	10%	35,965

COVID-19: testing by laboratory

Data through Dec 6, 2020 verified as of Dec 7, 2020 at 09:25 AM

Data in this report are provisional and subject to change.

The numbers in the table below represent the number of Florida and non-Florida residents for whom test results were received by the Department of Health. A person can be tested by more than one laboratory and can have both positive and negative results. **Therefore, the sum of the numbers in each column will be larger than the total number of people tested.**

Reporting lab	Inconclusive	Negative	Positive	Percent positive	Total
MIAMI DADE COUNTY☐		32,093	3,527	10%	35,620
BAPTIST HEALTH - JACKSONVILLE	4	33,310	2,199	6%	35,513
APPLIED INGENUITY DIAGNOSTICS LLC		33,849	1,575	4%	35,424
PWNHEALTH	50	32,223	2,307	7%	34,580
WALGREENS	30	27,375	4,975	15%	32,380
LEE HEALTH - CAPE CORAL HOSPITAL	3	26,661	4,189	14%	30,853
REAL DIAGNOSTICS	138	26,188	4,025	13%	30,351
BROWARD GENERAL MEDICAL CENTER-CLINICAL LAB	2	26,611	2,696	9%	29,309
SARASOTA MEMORIAL HOSPITAL MAIN LAB	12	26,778	2,005	7%	28,795
UNIVERSITY OF MIAMI HOSPITAL	32	25,281	2,715	10%	28,028
MILLENNIUM PHYSICIAN GROUP	16	23,931	3,937	14%	27,884
UF HEALTH JACKSONVILLE	40	24,397	2,174	8%	26,611
NICKLAUS CHILDREN'S HOSPITAL	52	22,969	3,290	13%	26,311
FLORIDA HOSPITAL - TAMPA	37	24,106	1,967	8%	26,110
INGENIOUS PERSONALIZED MEDICINE	119	21,780	4,041	16%	25,940
ECCO LAB GROUP CO	368	21,359	3,661	14%	25,388
NORTH FLORIDA REGIONAL MEDICAL CENTER		19,599	1,960	9%	21,559
MOUNT SINAI MEDICAL CENTER	7	19,568	1,869	9%	21,444
ST JOSEPHS HOSPITAL LABORATORY	18	18,836	2,428	11%	21,282
STATLAB_MOBILE	1	19,242	1,985	9%	21,228
BRANDON REGIONAL HOSPITAL		18,441	2,191	11%	20,632
ACCESS DX LABORATORY	195	18,574	1,861	9%	20,630
ADVENT HEALTH - DAYTONA BEACH	32	18,882	1,406	7%	20,320
PALMETTO GENERAL HOSPITAL LAB	3	16,622	3,503	17%	20,128
JUPITER MEDICAL CENTER LAB	49	18,013	1,607	8%	19,669
JFK MEDICAL CENTER LAB	1	17,158	2,148	11%	19,307
NAPLES COMMUNITY HOSPITAL	60	17,198	1,755	9%	19,013
GENESIS REFERENCE LABORATORIES		17,124	1,453	8%	18,577
LAB DIAGNOSTICS LLC	375	12,669	5,141	28%	18,185
PANCARE OF FLORIDA INC		15,793	1,579	9%	17,372
BIOCERNA LABS	461	14,582	2,113	12%	17,156
INTEGRATED REGIONAL LABORATORIES LLP		14,779	2,150	13%	16,929
AVENTUS BIO LABS	16	14,896	1,961	12%	16,873
PATIENTS FIRST LAKE ELLA MEDICAL CENTER PA		14,215	2,525	15%	16,740
DRS CLACK SPENCER WHITE & MCCORMACK PA D/B/A		14,978	1,443	9%	16,421
SAINT MARY'S MEDICAL CENTER	22	13,993	1,649	11%	15,664
MORTON PLANT HOSPITAL-ADLER INSTITUTE	9	13,925	1,262	8%	15,196
HEALTH CENTER AT SINAI RESIDENCES		14,582	275	2%	14,857
INDIAN RIVER MEDICAL CENTER LAB		13,669	843	6%	14,512
EXACT SCIENCES LABORATORIES		13,087	1,032	7%	14,119
CLEVELAND CLINIC HOSPITAL LAB	4	11,873	1,497	11%	13,374
WELLINGTON REGIONAL MED CTR LAB	5	11,898	1,451	11%	13,354
ADVENTIST HEALTH SYSTEMS SUNBELT INC DBA		12,933	364	3%	13,297
HEALTHLINK DIAGNOSTIC LABORATORIES	86	12,082	805	6%	12,973

COVID-19: testing by laboratory

Data through Dec 6, 2020 verified as of Dec 7, 2020 at 09:25 AM

Data in this report are provisional and subject to change.

The numbers in the table below represent the number of Florida and non-Florida residents for whom test results were received by the Department of Health. A person can be tested by more than one laboratory and can have both positive and negative results. **Therefore, the sum of the numbers in each column will be larger than the total number of people tested.**

Reporting lab	Inconclusive	Negative	Positive	Percent positive	Total
LEESBURG REGIONAL MEDICAL CENTER		11,776	1,185	9%	12,961
HOLY CROSS HOSPITAL CLINICAL LAB	1	12,144	710	6%	12,855
OSCEOLA REGIONAL MEDICAL CENTER	1	11,090	1,508	12%	12,599
HOMESTEAD HOSPITAL CLINICAL LABORATORY	24	10,275	2,094	17%	12,393
RUTGERS CLINICAL GENOMICS LABORATORY	43	11,586	412	3%	12,041
MEMORIAL HOSPITAL JACKSONVILLE	8	10,093	1,822	15%	11,923
FLORIDA HOSPITAL WATERMAN LABORATORY	70	10,998	855	7%	11,923
ST MARKS HOSPITAL LABORATORY B	78	10,627	1,002	9%	11,707
STS LAB 2 LLC	6	11,311	321	3%	11,638
WATSON CLINIC LLP		9,832	1,657	14%	11,489
MEMORIAL REGIONAL HOSPITAL CLINICAL LABORATORY	10	10,645	727	6%	11,382
PWN HEALTH	17	9,161	1,998	18%	11,176
LEE HEALTH - LEE MEMORIAL HOSPITAL		8,420	2,706	24%	11,126
WEST KENDALL BAPTIST HOSPITAL	8	9,003	2,004	18%	11,015
DELRAY MEDICAL CENTER LAB	3	9,907	1,008	9%	10,918
NORTHWEST MEDICAL CENTER	1	9,561	1,302	12%	10,864
PRIVA PATH LABS	44	10,264	500	5%	10,808
ORANGE PARK MEDICAL CENTER	9	9,057	1,629	15%	10,695
BETHESDA HOSPITAL EAST		9,715	877	8%	10,592
LAWNWOOD REGIONAL MEDICAL CENTER	1	9,196	1,266	12%	10,463
LARKIN COMMUNITY HOSPITAL INC DBA CARDIOTROPIC		6,820	3,622	35%	10,442
OAK HILL HOSPITAL		9,345	966	9%	10,311
BAPTIST HEALTH - SOUTH		9,483	691	7%	10,174
ST ANTHONY'S HOSPITAL LAB	13	9,121	1,018	10%	10,152
WINTER HAVEN HOSPITAL CLINICAL LABORATORY	3	8,638	1,391	14%	10,032
SRQ DRIVE THROUGH		8,944	905	9%	9,849
UHEALTH CORAL GABLES/LENNAR MED CTR	3	9,227	556	6%	9,786
LARGO MEDICAL CENTER		8,761	917	9%	9,678
LARKIN COMMUNITY HOSPITAL	10	8,326	1,280	13%	9,616
PALM BEACH BALL PARK		8,604	994	10%	9,598
GOOD SAMARITAN MEDICAL CENTER LAB	1	8,356	1,226	13%	9,583
BAYFRONT HEALTH - ST PETERSBURG	16	8,168	1,301	14%	9,485
COAST DIAGNOSTICS LLC	27	8,767	667	7%	9,461
CLEVELAND CLINIC TRADITION HOSPITAL		8,890	532	6%	9,422
AVECINA	17	8,717	559	6%	9,293
WESTSIDE REGIONAL MED CTR	2	7,949	1,275	14%	9,226
MEASE COUNTRYSIDE LAB	2	8,270	798	9%	9,070
ST JOSEPHS HOSPITAL	8	7,959	1,009	11%	8,976
MERCY HOSPITAL A CAMPUS OF PLANTATION GEN HOSP LAB	1	7,537	1,434	16%	8,972
GULF COAST MEDICAL CENTER MICROLAB		6,988	1,928	22%	8,916
AEGIS SCIENCES CORPORATION	39	7,939	834	9%	8,812
PALMS WEST HOSPITAL LAB	2	7,541	1,199	14%	8,742
MEDICAL CENTER OF TRINITY CLINICAL LABORATORY	1	7,881	791	9%	8,673
BOSTON HEART DIAGNOSTICS CORP		7,456	1,145	13%	8,601
WEST FLORIDA HOSPITAL LAB		6,957	1,539	18%	8,496

COVID-19: testing by laboratory

Data through Dec 6, 2020 verified as of Dec 7, 2020 at 09:25 AM

Data in this report are provisional and subject to change.

The numbers in the table below represent the number of Florida and non-Florida residents for whom test results were received by the Department of Health. A person can be tested by more than one laboratory and can have both positive and negative results. **Therefore, the sum of the numbers in each column will be larger than the total number of people tested.**

Reporting lab	Inconclusive	Negative	Positive	Percent positive	Total
REGIONAL MEDCIAL CENTER BAYONET POINT	2	7,934	534	6%	8,470
CORAL GABLES HOSPITAL CLINICAL LABORATORY		7,110	1,333	16%	8,443
HALIFAX MEDICAL CENTER LAB	33	7,238	1,156	14%	8,427
THE VILLAGES REGIONAL HOSPITAL		7,829	581	7%	8,410
WEST BOCA MEDICAL CENTER LAB		7,764	646	8%	8,410
BAPTIST HEALTHCARE - BAPTIST HOSPITAL	5	6,995	1,355	16%	8,355
MANATEE MEMORIAL HOSPITAL		7,677	647	8%	8,324
AVECINA MEDICAL OAKLEAF	3	6,977	1,330	16%	8,310
VISTA CLINICAL DIAGNOSTICS	105	7,573	551	7%	8,229
FLORIDA HOSPITAL HEARTLAND MED CTR CLINICAL LAB	33	7,177	960	12%	8,170
AVENTURA HOSPITAL LAB		6,592	1,473	18%	8,065
Capital Regional Medical Ctr		6,625	1,379	17%	8,004
LEE HEALTH - HEALTH PARK MEDICAL CENTER		6,676	1,304	16%	7,980
BLAKE MEDICAL CENTER		6,950	975	12%	7,925
PALM BEACH GARDENS MEDICAL CTR LAB		7,222	676	9%	7,898
ADVENT HEALTH - WESLEY CHAPEL	14	7,275	603	8%	7,892
NCH NORTH NAPLES HOSPITAL LAB	15	6,733	827	11%	7,575
ACCESS MEDICAL LABORATORIES		4,392	3,169	42%	7,561
DOCTORS HOSPITAL	4	6,321	1,155	15%	7,480
NIGHT LITE PEDIATRICS	4	5,767	1,706	23%	7,477
AVECINA MEDICAL	4	6,055	1,201	17%	7,260
FLORIDA HOSPITAL FLAGLER	29	6,678	450	6%	7,157
INFORM DIAGNOSTICS, INC		6,754	362	5%	7,116
LAKE CITY MEDICAL CENTER		5,646	1,305	19%	6,951
INDIAN RIVER PATHOLOGY LLC		6,414	515	7%	6,929
FLORIDA MEDICAL CENTER - A CAMPUS OF NORTH SHORE	2	6,026	826	12%	6,854
PLANTATION GENERAL HOSPITAL		5,727	1,065	16%	6,792
CORAL SPRINGS MED CTR		6,132	606	9%	6,738
LUMINUS DIAGNOSTICS		6,153	529	8%	6,682
MALABAR MEDICAL WALK IN CLINIC		5,863	795	12%	6,658
NORTHSIDE HOSPITAL AND HEART INSTITUTE		6,001	626	9%	6,627
NONA SCIENTIFIC	4	5,226	1,348	20%	6,578
NORTH SHORE MEDICAL CENTER		5,453	1,094	17%	6,547
NEMOURS CHILDRENS HOSPITAL		6,322	209	3%	6,531
FLORIDA HOSPITAL DELAND	10	5,692	809	12%	6,511
FLORIDA HOSPITAL ZEPHYRHILLS	10	5,926	523	8%	6,459
ALL CHILDREN'S HOSPITAL		6,099	358	6%	6,457
GENOVA DIAGNOSTICS LABORATORY	16	5,970	405	6%	6,391
BROWARD HEALTH NORTH CLINICAL LABORATORY		5,662	712	11%	6,374
BINAXNOW	8	5,021	1,334	21%	6,363
FLORIDA LABORATORY ANALYSIS		5,654	589	9%	6,243
CENTRAL FLORIDA REGIONAL HOSPITAL		5,675	566	9%	6,241
Lake City HM		5,792	344	6%	6,136
P4 CLINICAL, LLC	63	5,592	452	7%	6,107
FLORIDA HOSPITAL OF CARROLLWOOD	22	5,397	663	11%	6,082
VISTA CLINICAL	7	3,400	2,663	44%	6,070
PATHNOSTICS	15	4,461	1,537	26%	6,013

COVID-19: testing by laboratory

Data through Dec 6, 2020 verified as of Dec 7, 2020 at 09:25 AM

Data in this report are provisional and subject to change.

The numbers in the table below represent the number of Florida and non-Florida residents for whom test results were received by the Department of Health. A person can be tested by more than one laboratory and can have both positive and negative results. **Therefore, the sum of the numbers in each column will be larger than the total number of people tested.**

Reporting lab	Inconclusive	Negative	Positive	Percent positive	Total
MEMORIAL HOSPITAL WEST LABORATORY SERVICES	14	5,421	545	9%	5,980
CLEVELAND CLINIC MARTIN SOUTH HOSPITAL	1	5,414	488	8%	5,903
OCALA REGIONAL MEDICAL CENTER		5,216	628	11%	5,844
WEST PALM HOSPITAL LAB		5,318	450	8%	5,768
FULGENT DIAGNOSTICS	98	5,309	334	6%	5,741
LEE HEALTH - GULF COAST MEDICAL CENTER	2	4,676	991	17%	5,669
BAPTIST HEALTH SOUTH FLORIDA - WEST KENDALL URGENT CARE		4,858	786	14%	5,644
BAPTIST HEALTH - BEACHES		5,255	375	7%	5,630
UNITED CLINICAL LABORATORY LLC	2	4,562	1,052	19%	5,616
MARTIN HOSPITAL SOUTH LAB		4,966	279	5%	5,245
MORTON PLANT-MEASE	1	4,841	380	7%	5,222
KD MEDICAL CHOICE LLC		4,667	525	10%	5,192
ANNE BATES LEACH EYE HOSPITAL/ ABLEH MICROBIOLOGY LABORATORY		5,070	73	1%	5,143
LABSTAT LLC	2	4,829	274	5%	5,105
LAKEWOOD RANCH MEDICAL CENTER		4,734	367	7%	5,101
MEMORIAL HOSPITAL MICRO		4,770	329	6%	5,099
POINCIANA MEDICAL CENTER		3,953	1,095	22%	5,048
LEON MEDICAL CENTERS LLC		4,042	971	19%	5,013
FLORIDA HOSPITAL FISH MEMORIAL	19	4,361	585	12%	4,965
WEST MARION COMMUINITY HOSPITAL LAB		4,344	604	12%	4,948
ST JOSEPHS NORTH HOSPITAL LAB	1	4,395	531	11%	4,927
MEDEXPRESS URGENT CARE	2	3,144	1,755	36%	4,901
ARCPPOINT LABS	2	3,901	917	19%	4,820
SUNRISE MEDICAL LABORATORIES	2	4,492	298	6%	4,792
TROPICANA FIELD - LOT 2	17	4,297	411	9%	4,725
AMERICAN FAMILY CARE		2,804	1,849	40%	4,653
IMPERIAL POINT MEDICAL CENTER		4,292	358	8%	4,650
CLEVELAND CLINIC MARTIN NORTH HOSPITAL		4,208	411	9%	4,619
ST LUCIE MEDICAL CENTER		3,778	813	18%	4,591
SOUTH BAY HOSPITAL CLINICAL LAB		4,169	401	9%	4,570
CARDIOPATH	1	4,151	383	8%	4,535
UNKNOWN	3	2,748	1,763	39%	4,514
AVERO DIAGNOSTICS - IRVING	2	4,221	268	6%	4,491
NIGHT LITE PEDIATRIC CENTER LLC		4,178	295	7%	4,473
BAPTIST HEALTH - NASSAU		4,250	190	4%	4,440
BAPTIST HEALTH SOUTH FLORIDA - COUNTRY WALK URGENT CARE		3,799	610	14%	4,409
OVIEDO MEDICAL CENTER		3,888	448	10%	4,336
MOFFITT CANCER CENTER	6	4,243	84	2%	4,333
ADVENTHEALTH CENTRA CARE LAKE BUENA VISTA		4,173	115	3%	4,288
HIALEAH HOSPITAL	4	3,361	807	19%	4,172
SOUTH FLORIDA BAPTIST HOSPITAL MICRO	2	3,577	560	14%	4,139
HEALTHQUEST ESOTERICS		2,972	1,124	27%	4,096
FORT WALTON BEACH MEDICAL CENTER		3,547	534	13%	4,081
ST PETERSBURG GENERAL HOSPITAL		3,342	632	16%	3,974
GENESIS MEDICAL LABORATORY	51	3,379	538	14%	3,968
CARDIOTROPIC LABS	83	3,141	724	18%	3,948
BAPTIST HEALTH SOUTH FLORIDA - MIAMI LAKES URGENT CARE		3,178	753	19%	3,931

COVID-19: testing by laboratory

Data through Dec 6, 2020 verified as of Dec 7, 2020 at 09:25 AM

Data in this report are provisional and subject to change.

The numbers in the table below represent the number of Florida and non-Florida residents for whom test results were received by the Department of Health. A person can be tested by more than one laboratory and can have both positive and negative results. **Therefore, the sum of the numbers in each column will be larger than the total number of people tested.**

Reporting lab	Inconclusive	Negative	Positive	Percent positive	Total
FLORIDA HOSPITAL NORTH PINELLAS	11	3,645	262	7%	3,918
NIGHT LITE PEDIATRICS URGENT CARE	1	3,386	522	13%	3,909
PHYSICIANS REGIONAL MEDICAL CENTER - PINE RIDGE RD	1	3,171	652	17%	3,824
CernerELR_Advent		3,505	270	7%	3,775
MEDARBOR DIAGNOSTICS	1	2,845	867	23%	3,713
HOLIDAY CVS LLC		3,529	176	5%	3,705
VIKOR SCIENTIFIC	3	2,859	781	21%	3,643
THE HEALTHCARE DISTRICT OF PALM BEACH COUNTY	11	3,312	311	9%	3,634
SYNERGY LABORATORIES	7	3,287	330	9%	3,624
CLARITY LAB SOLUTIONS LLC		3,608	4	0%	3,612
BAPTIST HEALTH SOUTH FLORIDA - DORAL URGENT CARE		2,955	642	18%	3,597
UNIVERSITY HOSPITAL AND MEDICAL CENTER		2,797	798	22%	3,595
BAPTIST HEALTH SOUTH FLORIDA - CORAL SPRINGS URGENT CARE		3,036	396	12%	3,432
SANTA ROSA MEDICAL CENTER		2,898	521	15%	3,419
BAPTIST HEALTH SOUTH FLORIDA - WESTCHESTER URGENT CARE		2,875	532	16%	3,407
BAPTIST HEALTH SOUTH FLORIDA - PEMBROKE PINES URGENT CARE		2,903	474	14%	3,377
PUTNAM COMMUNITY MEDICAL CENTER		2,993	354	11%	3,347
WESTCHESTER HOSPITAL	23	2,732	566	17%	3,321
ISPM LABS, LLC DBA CAPSTONE DIAGNOSTICS, LLC		3,244	75	2%	3,319
BAYCARE COMMUNITY HEALTH		3,250	64	2%	3,314
BAYFRONT HEALTH - VENICE REGIONAL MEDICAL	1	3,048	239	7%	3,288
GENE BY GENE, GENOMICS RESEARCH CENTER LAB	35	3,161	87	3%	3,283
FLORIDA HOSPITAL OCALA		3,077	202	6%	3,279
BAPTIST HEALTH - NORTH		2,577	698	21%	3,275
MEASE DUNEDIN HOSPITAL	4	2,998	256	8%	3,258
H LEE MOFFITT CANCER CENTER LABORATORY		3,195	42	1%	3,237
PALMS OF PASADENA HOSPITAL		2,799	311	10%	3,110
RAULERSON HOSPITAL		2,629	477	15%	3,106
EGLIN AIR FORCE BASE	5	2,203	812	27%	3,020
MIDWAY SPECIALTY CARE CENTER DIAGNOSTICS	36	2,773	210	7%	3,019
EXPRESS GENE MOLECULAR DIAGNOSTICS LABORATORY		2,638	380	13%	3,018
DOCTORS HOSPITAL OF SARASOTA CLINICAL LABORATORY		2,688	328	11%	3,016
BAYFRONT HEALTH - PORT CHARLOTTE		2,738	237	8%	2,975
ACUTIS DIAGNOSTICS	15	2,537	397	13%	2,949
MEMORIAL HOSPITAL- MIRAMAR	12	2,701	216	7%	2,929
STONE CLINICAL LABORATORIES		2,789	96	3%	2,885
SYNERGY DIAGNOSTIC LABORATORY	82	2,566	229	8%	2,877
SOLARIS DIAGNOSTICS	3	2,544	307	11%	2,854
ANGEL KIDS PEDIATRICS		2,709	89	3%	2,798
NORTHWEST FLORIDA COMMUNITY HOSPITAL	18	1,909	864	31%	2,791
TWIN CITIES HOSPITAL	1	2,483	297	11%	2,781
BETHESDA HOSPITAL WEST		2,497	232	9%	2,729
WALGREENS ORLANDO	3	2,406	320	12%	2,729
WALGREEN CO	2	2,403	313	12%	2,718
MEDCOMP SCIENCES LLC	29	1,311	1,322	50%	2,662
BAPTIST HEALTH SOUTH FLORIDA - CORAL GABLES (UNIVERSITY) URGENT CARE		2,334	297	11%	2,631
VETERANS AFFAIRS MEDICAL CENTER - ORLANDO		1,342	1,276	49%	2,618

COVID-19: testing by laboratory

Data through Dec 6, 2020 verified as of Dec 7, 2020 at 09:25 AM

Data in this report are provisional and subject to change.

The numbers in the table below represent the number of Florida and non-Florida residents for whom test results were received by the Department of Health. A person can be tested by more than one laboratory and can have both positive and negative results. **Therefore, the sum of the numbers in each column will be larger than the total number of people tested.**

Reporting lab	Inconclusive	Negative	Positive	Percent positive	Total
MEDICAL DNA LABS LLC	2	2,427	148	6%	2,577
ADVENT HEALTH - OCALA		2,124	399	16%	2,523
CITRUS MEMORIAL HOSPITAL LABORATORY		2,191	264	11%	2,455
BAPTIST HEALTH SOUTH FLORIDA - TAMiami TRAIL URGENT CARE		1,982	468	19%	2,450
BAPTIST HEALTH SOUTH FLORIDA - PINECREST URGENT CARE		2,142	295	12%	2,437
BAPTIST HEALTH SOUTH FLORIDA - WESTON URGENT CARE		2,206	224	9%	2,430
CENTRA CARE – WATERFORD LAKES		1,846	552	23%	2,398
BAPTIST HEALTH SOUTH FLORIDA - CORAL GABLES URGENT CARE		2,061	335	14%	2,396
BAYFRONT HEALTH - SEVEN RIVERS		2,202	187	8%	2,389
MINUTECLINIC LLC #3703		2,079	300	13%	2,379
BAPTIST HEALTH SOUTH FLORIDA - DAVIE URGENT CARE		2,024	345	15%	2,369
THE CENTER FOR URGENT CARE	2	1,885	463	20%	2,350
ADVENTHEALTH CENTRA CARE DR PHILLIPS		2,265	52	2%	2,317
ASCENSION SACRED HEART - EMERALD COAST		1,964	344	15%	2,308
LEE HEALTH - COCONUT POINT CLINICAL LAB	2	1,872	433	19%	2,307
LAKESIDE MEDICAL CENTER		1,832	470	20%	2,302
SELECT LABORATORIES - MARION COUNTY, FL LLC	3	2,139	151	7%	2,293
MEMORIAL HOSPITAL PEMBROKE	3	2,028	255	11%	2,286
ADVENTHEALTH CENTRA CARE WINTER GARDEN		2,209	66	3%	2,275
BAYFRONT HEALTH - BROOKSVILLE		1,991	281	12%	2,272
BARTOW REGIONAL MEDICAL CENTER	1	1,980	279	12%	2,260
MINUTECLINIC		2,004	228	10%	2,232
CLINICAL REFERENCE LABORATORY	2	2,141	74	3%	2,217
ENGLEWOOD COMMUNITY HOSPITAL		2,038	169	8%	2,207
CENTRA CARE SAINT CLOUD	1	1,885	303	14%	2,189
BAPTIST HEALTH SOUTH FLORIDA - PALMETTO BAY URGENT CARE		1,866	305	14%	2,171
URGENT CARE CURE	2	1,910	249	12%	2,161
ADVENTHEALTH CENTRA CARE WINTER PARK		2,074	50	2%	2,124
SPORTS DRUG TESTING LABORATORY	36	2,017	54	3%	2,107
DWIC OF TAMPA BAY INC		2,088			2,088
BMCT Molecular Diagnostics Subsection		1,709	351	17%	2,060
COMMUNITY HEALTH NORTHWEST FLORIDA	4	1,529	523	25%	2,056
LOWER KEYS MEDICAL CENTER		1,839	216	11%	2,055
HOLIDAY CVS LLC DBA CVS PHARMACY #5154		2,022	33	2%	2,055
BAPTIST HEALTH SOUTH FLORIDA - KENDALE LAKES URGENT CARE		1,642	412	20%	2,054
HIGHLANDS REGIONAL MEDICAL CENTER		1,624	397	20%	2,021
AMELIA URGENT CARE		1,282	739	37%	2,021
QDX PATHOLOGY SERVICES	1	1,747	248	12%	1,996
ADVENTHEALTH CENTRA CARE ST CLOUD		1,902	85	4%	1,987
CLARITY LAB SOLUTIONS		1,732	253	13%	1,985
ADVENTHEALTH CENTRA CARE UNIVERSITY		1,932	39	2%	1,971
DOC SMILEY'S URGENT CARE		1,705	247	13%	1,952
SUNCOAST PATHOLOGY ASSOCIATES		1,809	141	7%	1,950
PHYSICIANS REGIONAL MEDICAL CENTER - COLLIER BLVD	1	1,480	462	24%	1,943
DESOTO MEMORIAL HOSPITAL	3	1,603	329	17%	1,935
ADVENTHEALTH CENTRA CARE HUNTERS CREEK		1,809	111	6%	1,920
ADVENTHEALTH CENTRA CARE KISSIMMEE		1,856	55	3%	1,911

COVID-19: testing by laboratory

Data through Dec 6, 2020 verified as of Dec 7, 2020 at 09:25 AM

Data in this report are provisional and subject to change.

The numbers in the table below represent the number of Florida and non-Florida residents for whom test results were received by the Department of Health. A person can be tested by more than one laboratory and can have both positive and negative results. **Therefore, the sum of the numbers in each column will be larger than the total number of people tested.**

Reporting lab	Inconclusive	Negative	Positive	Percent positive	Total
BAPTIST HEALTH SOUTH FLORIDA - BRICKELL URGENT CARE		1,574	304	16%	1,878
MINUTECLINIC LLC		1,616	241	13%	1,857
BAPTIST HEALTH URGENT CARE AT SAWGRASS		1,616	235	13%	1,851
BAPTIST HEALTHCARE - GULF BREEZE HOSPITAL	3	1,574	250	14%	1,827
ADVENTHEALTH CENTRA CARE CLERMONT		1,778	43	2%	1,821
MARINERS HOSPITAL		1,659	151	8%	1,810
ADVENTHEALTH CENTRA CARE SANFORD		1,744	55	3%	1,799
LABORATORY OF FLORIDA LLC	40	1,623	112	6%	1,775
ADVENTHEALTH CENTRA CARE LEE ROAD		1,723	39	2%	1,762
ADVENT HEALTH - HEART OF FLORIDA ER	1	1,583	149	9%	1,733
AHCC WESLEY CHAPEL		1,663	62	4%	1,725
ADVENTIST HEALTH SYSTEMS, SUNBELT INC		1,650	43	3%	1,693
TALLAHASSEE PRIMARY CARE ASSOCIATES		1,549	144	9%	1,693
BAYFRONT HEALTH - PUNTA GORDA		1,604	87	5%	1,691
ADVENTHEALTH CENTRA CARE MOUNT DORA		1,626	62	4%	1,688
ADVENTHEALTH CENTRA CARE LAKE MARY		1,625	42	3%	1,667
BAPTIST HEALTH EMERGENCY CENTER COUNTRY WALK	1	1,404	253	15%	1,658
BAPTIST HEALTH - CLAY		1,449	208	13%	1,657
BAPTIST HEALTH - OAKLEAF		1,376	270	16%	1,646
ADVENTHEALTH CENTRA CARE SAND LAKE		1,602	36	2%	1,638
ADVENT HEALTH - NEW SMYRNA		1,242	372	23%	1,614
JW PLASTIC SURGERY		1,368	235	15%	1,603
ADVENTHEALTH CENTRA CARE WATERFORD LAKES		1,514	75	5%	1,589
ATLANTIS URGENT CARE	1	711	846	54%	1,558
GENUS3		1,498	59	4%	1,557
PRIMEHEALTH URGENT CARE	1	1,266	286	18%	1,553
OPTEO LABORATORY		1,511	32	2%	1,543
PHYSICIANS STAT LAB		586	938	62%	1,524
BAYFRONT HEALTH - SPRING HILL		1,403	105	7%	1,508
FLOWERS HOSPITAL		1,375	128	9%	1,503
ADVENTHEALTH CENTRA CARE PORT ORANGE		1,457	34	2%	1,491
ADVENTHEALTH CENTRA CARE APOPKA		1,415	74	5%	1,489
ADVENTHEALTH CENTRA CARE ALTAMONTE		1,435	35	2%	1,470
TAMPA COMMUNITY HOSPITAL		1,234	235	16%	1,469
ADVENTHEALTH CENTRA CARE LAKE LAND		1,433	32	2%	1,465
BAPTIST HEALTH SOUTH FLORIDA - MIAMI BEACH URGENT CARE		1,236	204	14%	1,440
HEALTH FIRST ADVENTHEALTH CENTRA CARE GATEWAY		1,403	32	2%	1,435
ASSOCIATED PATHOLOGISTS, LLC	3	1,206	222	16%	1,431
PATIENTS CHOICE LABORATORIES		825	575	41%	1,400
DOCTORS URGENT CARE LLC	1	1,181	217	16%	1,399
NXGEN MDX LLC	3	1,284	109	8%	1,396
EMPIRE CITY LABORATORIES INC	11	1,163	200	15%	1,374
ASCENSION ST VINCENT'S - SOUTHSIDE		1,309	49	4%	1,358
UHEALTH DEERFIELD BEACH/UMSYLVESTER DEERFIELD BEACH LABORATORY	3	1,302	47	3%	1,352
SPARROW HEALTHCARE	2	1,151	198	15%	1,351
PALMS MEDICAL GROUP	5	1,067	278	21%	1,350
ADVENTHEALTH CENTRA CARE LONGWOOD		1,313	31	2%	1,344

COVID-19: testing by laboratory

Data through Dec 6, 2020 verified as of Dec 7, 2020 at 09:25 AM

Data in this report are provisional and subject to change.

The numbers in the table below represent the number of Florida and non-Florida residents for whom test results were received by the Department of Health. A person can be tested by more than one laboratory and can have both positive and negative results. **Therefore, the sum of the numbers in each column will be larger than the total number of people tested.**

Reporting lab	Inconclusive	Negative	Positive	Percent positive	Total
ADVENTHEALTH CENTRA CARE OVIEDO		1,256	63	5%	1,319
ADVANCE MEDICAL OF NAPLES		309	998	76%	1,307
JACKSON HOSPITAL CLINICAL LABORATORY		1,132	170	13%	1,302
PRECISION HEALTH RESOURCES LLC		1,211	81	6%	1,292
SARKIS CLINICAL TRIALS		1,121	151	12%	1,272
NORTH SHORE LONG ISLAND JEWISH HEALTH		1,211	45	4%	1,256
US BIOTEK LABORATORIES	5	1,040	196	16%	1,241
ADVENTHEALTH CENTRA CARE AZALEA PARK		1,180	43	4%	1,223
CLINICORE		1,124	91	7%	1,215
ADVENTHEALTH CENTRA CARE LEESBURG		1,181	31	3%	1,212
ADVENTHEALTH CENTRA CARE ORANGE LAKE		1,160	47	4%	1,207
ACCESS MEDICAL LABS		746	448	38%	1,194
SCION LAB SERVICES LLC	5	1,112	77	6%	1,194
ASSURANCE SCIENTIFIC LABORATORIES	1	960	232	19%	1,193
NATIONWIDE LABORATORY SERVICES INC	65	963	158	13%	1,186
HEALTH FIRST ADVENTHEALTH CENTRA CARE TITUSVILLE		1,149	29	2%	1,178
MARTIN HEALTH SYSTEM - ST LUCIE WEST		1,063	107	9%	1,170
EMERALD COAST URGENT CARE, LLC	1	876	287	25%	1,164
ADVENTHEALTH PROMPT CARE	1	790	373	32%	1,164
COASTAL MED URGENT CARE		232	932	80%	1,164
MINUTECLINIC LLC # 0709		1,015	142	12%	1,157
EMERALD COAST URGENT CARE LLC		902	252	22%	1,154
FLORIDA MEDICAL CLINIC	1	703	444	39%	1,148
MEDEXPRESS URGENT CARE - ESTERO		1,021	117	10%	1,138
LABTECH DIAGNOSTIC		902	234	21%	1,136
PROHEALTH		502	626	55%	1,128
BARDMOOR LABORATORY	1	984	139	12%	1,124
FLORIDA FAMILY LABORATORY, INC DBA	3	1,042	77	7%	1,122
UNIVERSITY OF ALABAMA AT BIRMINGHAM		1,093	24	2%	1,117
DOCTORS TEST CENTERS		971	144	13%	1,115
EMERALD COAST URGENT CARE		829	284	26%	1,113
ARCPOINT LABS OF FORT MYERS		882	229	21%	1,111
NCH NORTHEAST	5	832	271	24%	1,108
CAPSTONE HEALTHCARE		781	319	29%	1,100
NCF DIAGNOSTICS & DNA TECHNOLOGIES LAB	38	917	144	13%	1,099
BIOCERNA MAIN LAB	1	968	101	9%	1,070
HEALTH FIRST ADVENTHEALTH CENTRA CARE COCOA		1,007	31	3%	1,038
EMERGENCY PHYSICIANS MEDICAL CENTER		141	889	86%	1,030
ADVENTHEALTH CENTRA CARE COLONIAL TOWN		986	36	4%	1,022
NYU HOSPITALS CENTER CLINICAL LABORATORIES		985	22	2%	1,007
CAREFAST+		784	221	22%	1,005
ADVENTHEALTH CENTRA CARE SOUTH ORANGE		966	38	4%	1,004
EPN URGENT CARE NAPLES	2	746	232	24%	980
DYNIX DIAGNOSTIX		854	123	13%	977
MINUTECLINIC LLC 5852		819	153	16%	972
TEMPUS CLINICAL LABORATORY	8	842	114	12%	964
VAVA PARTNERS LLC		410	549	57%	959

COVID-19: testing by laboratory

Data through Dec 6, 2020 verified as of Dec 7, 2020 at 09:25 AM

Data in this report are provisional and subject to change.

The numbers in the table below represent the number of Florida and non-Florida residents for whom test results were received by the Department of Health. A person can be tested by more than one laboratory and can have both positive and negative results. **Therefore, the sum of the numbers in each column will be larger than the total number of people tested.**

Reporting lab	Inconclusive	Negative	Positive	Percent positive	Total
MINUTECLINIC LLC #3631		809	149	16%	958
PATIENTS FIRST - THOMASVILLE ROAD		854	104	11%	958
TOM LEE COMMUNITY HEALTH CENTER		638	319	33%	957
LAB24 INC	3	283	659	70%	945
ADVENTIST HEALTH SYSTEMS SUNBELT IN DBA		917	22	2%	939
DONALD W ROBERTSON DO PA		682	230	25%	912
INDIAN RIVER MEDICAL CENTER		825	84	9%	909
COASTAL LABORATORIES		748	160	18%	908
VERITOR		794	107	12%	901
HEALTH FIRST ADVENTHEALTH CENTRA CARE MALABAR		862	35	4%	897
ADVENTHEALTH CENTRA CARE KIDS LAKE MARY		861	12	1%	873
ADVENT HEALTH CENTRA CARE -WINTER PARK KIDS URGENT CARE		789	69	8%	858
PHYSICIANS PRIMARY CARE	1	754	95	11%	850
AMELIA EXPRESS CARE		536	310	37%	846
NORTH FLORIDA PEDIATRICS-TALLAHASSEE		775	58	7%	833
DOCTORS URGENT CARE OF LUTZ LLC	1	652	169	21%	822
FLORIDA HOSPITAL ORLANDO		743	74	9%	817
STEWART REFERENCE LABORATORY	1	512	295	37%	808
ADVENT HEALTH - DADE CITY		728	78	10%	806
ASCENSION ST VINCENT'S - CLAY		775	27	3%	802
IGENOMIX USA LLC	19	710	66	8%	795
BAYA PHARMACY & URGENT CARE		533	262	33%	795
PREMIER URGENT CARE OF BREVARD LLC		715	78	10%	793
PHAROS HEALTH		622	167	21%	789
ELLENTON URGENT CARE		572	210	27%	782
PARRISH MEDICAL CENTER		689	89	11%	778
MC DIAGNOSTIC OF CONNECTICUT, PC #2220		676	100	13%	776
BAY MEDICAL CENTER SACRED HEART HEALTH SYSTEM		585	179	23%	764
MACDILL AIR FORCE BASE		709	51	7%	760
HISTOPATHOLOGY SERVICES, LLC		670	85	11%	755
LENCO MEDICAL LABORATORY		731	23	3%	754
COMMUNITY HEALTH CENTERS OF PINELLAS INC		623	129	17%	752
SHELL POINT NURSING PAVILION	1	729	16	2%	746
MEDFAST URGENT CARE CENTER		37	704	95%	741
BAPTIST HEALTH SOUTH FLORIDA - KEY BISCANE URGENT CARE EXPRESS		651	87	12%	738
MEDEXPRESS URGENT CARE HUDSON		577	157	21%	734
CARENOW URGENT CARE		494	236	32%	730
DYNIX DIAGNOSTICS	2	520	206	28%	728
BAPTIST HEALTH SOUTH FLORIDA - COUNTRY WALK URGENT CARE EXPRESS		626	101	14%	727
GENE TOX WORLDWIDE	45	597	83	11%	725
NITE LITE PEDIATRICS		227	496	69%	723
DISNEY COVID TEST SITE		703	9	1%	712
NONE		308	403	57%	711
MEDEXPRESS URGENT CARE CAPE CORAL		587	119	17%	706
MINUTECLINIC LLC #4415		572	120	17%	692
BAYFRONT HEALTH - CITRUS HILLS		597	94	14%	691
PREMIER MEDICAL LABORATORY SERVICES	1	463	220	32%	684

COVID-19: testing by laboratory

Data through Dec 6, 2020 verified as of Dec 7, 2020 at 09:25 AM

Data in this report are provisional and subject to change.

The numbers in the table below represent the number of Florida and non-Florida residents for whom test results were received by the Department of Health. A person can be tested by more than one laboratory and can have both positive and negative results. **Therefore, the sum of the numbers in each column will be larger than the total number of people tested.**

Reporting lab	Inconclusive	Negative	Positive	Percent positive	Total
CENTRA CARE		423	256	38%	679
ADVENT HEALTH LAB - ORLANDO		426	251	37%	677
MINI ER ADULT AND PEDIATRIC URGENT CARE		574	98	15%	672
DEPARTMENT OF CLINICAL LABS		663	8	1%	671
ST ANNES NURSING CENTER		656	11	2%	667
VENICE REGIONAL MEDICAL CENTER		551	83	13%	634
NCH HEALTHCARE SYSTEM MICROBIOLOGY LAB		1	620	100%	621
MAVERICK LABS		434	185	30%	619
LAKE WALES MEDICAL CENTER INC		546	70	11%	616
MEDEXPRESS FORT MYERS		499	114	19%	613
CAREFAST MURABELLA		495	111	18%	606
BAPTIST HEALTHCARE - JAY HOSPITAL		473	127	21%	600
NAPLES URGENT CARE	1	390	209	35%	600
PATIENTS FIRST - MAHAN DRIVE		164	434	73%	598
GENESIS LABORATORY MANAGEMENT	2	498	97	16%	597
ASCENSION SACRED HEART - GULF		479	118	20%	597
GESSLER CLINIC		222	374	63%	596
ADVENT HEALTH CENTRA CARE - MOUNT DORA		276	315	53%	591
STAGEZERO LIFE SCIENCES INC	1	547	42	7%	590
HOLIDAY CVS LLC DBA CVSPHARMACY #5155		570	16	3%	586
TYNDALL AIR FORCE BASE		472	114	19%	586
MEDEXPRESS URGENT CARE LEHIGH ACRES		526	57	10%	583
EXPRESS GENE MOLECULAR DIAGNOSTIC LABORATORY		2	574	100%	576
ADVENT HEALTH CENTRA CARE - WATERFORD LAKES		480	94	16%	574
BAYFRONT HEALTH URGENT CARE LLC		501	71	12%	572
POINT OF CARE TESTING SITE		549	20	4%	569
CENTRA CARE – SOUTH ORANGE		405	161	28%	566
PARAMOUNT URGENT CARE		187	377	67%	564
PENSACOLA PEDIATRICS PA	1	483	79	14%	563
EUROFINS NTD, LLC		527	33	6%	560
ADVENTHEALTH CENTRA CARE		540	16	3%	556
BAPTIST HEALTH - MD ANDERSON CANCER CENTER		550	3	1%	553
VITAE DIAGNOSTICS		534	13	2%	547
MICROGEN DX		163	378	70%	541
MEDEXPRESS URGENT CARE - VERO BEACH		425	115	21%	540
PARAMOUNT URGENT CARE - OVIEDO		322	217	40%	539
MELBOURNE MEDICAL LABORATORY☐		429	103	19%	532
MINUTECLINIC LLC #5249		455	77	14%	532
VRL EUROFINS - DALLAS		522	8	2%	530
VETERANS AFFAIRS MEDICAL CENTER - JAMES A HALEY			528	100%	528
CVS HEALTH		386	141	27%	527
DOCTOR'S MEMORIAL HOSPITAL		405	118	23%	523
HOLY CROSS HOSPITAL LABORATORY			522	100%	522
CHARLES AIESI CONSULTING INC	1	481	40	8%	522
Victoria Nursing and Rehabilitation Center		506	15	3%	521
QUICK CARE MED PL	2	463	52	10%	517
Tampa Lakes Health and Rehabilitation Center	2	453	62	12%	517

COVID-19: testing by laboratory

Data through Dec 6, 2020 verified as of Dec 7, 2020 at 09:25 AM

Data in this report are provisional and subject to change.

The numbers in the table below represent the number of Florida and non-Florida residents for whom test results were received by the Department of Health. A person can be tested by more than one laboratory and can have both positive and negative results. **Therefore, the sum of the numbers in each column will be larger than the total number of people tested.**

Reporting lab	Inconclusive	Negative	Positive	Percent positive	Total
ECCOLAB GROUP	1	140	375	73%	516
NCF DIAGNOSTICS & DNA TECHNOLOGIES	15	190	309	60%	514
FLAGLER HOSPITAL	8	27	478	93%	513
TRINITY SPRINGS		489	23	4%	512
ADVENTHEALTH CENTRA CARE CONWAY		483	28	5%	511
MANOR PINES CONVALESCENT CENTER LLC	1	502	7	1%	510
HealthSentry_UHS		475	34	7%	509
SOUTHEAST ALABAMA MEDICAL CENT		461	46	9%	507
MINUTECLINIC, LLC DBA MINUTECLINIC #4717		495	11	2%	506
MOUNT SINAI LABORATORY		487	18	4%	505
PARAMOUNT URGENT CARE - WINDERMERE		342	161	32%	503
MOLECULAR INFECTIOUS DISEASES		492	7	1%	499
PRIMARY CARE OF THE TREASURE COAST		446	51	10%	497
SOLARIS HEALTHCARE PALATKA		492	4	1%	496
TENNESSEE DOH - NASHVILLE	2	441	51	10%	494
SHORELINE PHYSICIAN GROUP		327	166	34%	493
PALACE NURSING HOME & REHAB CENTER		492	1	0%	493
HOLMES REGIONAL MEDICAL CENTER		5	486	99%	491
The Sands at South Beach		473	2	0%	475
ST JOHN'S NURSING CENTER		467	3	1%	470
SEBASTIAN RIVER MEDICAL CENTER	1	375	92	20%	468
VETERANS AFFAIRS MEDICAL CENTER - BAY PINES		16	449	97%	465
COASTAL PEDIATRIC GROUP		415	50	11%	465
MINUTECLINIC LLC #3463		405	60	13%	465
KENDALL HEALTHCARE PROPERTIES DBA	2	455	7	2%	464
INTERLACHEN PEDIATRICS		436	26	6%	462
UNIVERSITY OF WEST FLORIDA STUDENT HEALTH SERVICES		371	85	19%	456
ED FRASER MEMORIAL HOSPITAL		357	95	21%	452
RAINBOW RIVER MEDICAL LABORATORY		418	33	7%	451
DAVITA LABORATORY		403	48	11%	451
CLARITY LABS		389	62	14%	451
MINUTECLINIC LLC #5253		410	38	8%	448
VITAS HEALTHCARE CORPORATION OF FLA		446	2	0%	448
GULF COAST MOLECULAR LABORATORIES	11	368	67	15%	446
GULF COAST VILLAGE		425	18	4%	443
WHITE WILSON MEDICAL CENTER		25	418	94%	443
VILLA MARIA NURSING & REHAB CENTER INC	1	433	7	2%	441
Community_Health		352	88	20%	440
BROWNWOOD CARE CENTER		408	30	7%	438
PARAMOUNT URGENT CARE - ORLANDO		273	163	37%	436
JOHN KNOX VILLAGE HEALTH CENTER		430	4	1%	434
JACKSON MEMORIAL LONG TERM CARE CENTER		423	7	2%	430
AVECINA MEDICAL JULINGTON	1	240	189	44%	430
MEMORIAL PEMBROKE 24/7 CARE CENTER		326	101	24%	427
SMA SPECIALTY MEDICAL LAB		112	310	73%	422
UHEALTH CLINIC AT WALGREENS		349	72	17%	421
ADDICTION LABS OF AMERICA	1	384	36	9%	421

COVID-19: testing by laboratory

Data through Dec 6, 2020 verified as of Dec 7, 2020 at 09:25 AM

Data in this report are provisional and subject to change.

The numbers in the table below represent the number of Florida and non-Florida residents for whom test results were received by the Department of Health. A person can be tested by more than one laboratory and can have both positive and negative results. **Therefore, the sum of the numbers in each column will be larger than the total number of people tested.**

Reporting lab	Inconclusive	Negative	Positive	Percent positive	Total
GARCIA CLINICAL LABORATORY		28	390	93%	418
MINUTECLINIC LLC #5854		361	55	13%	416
INTEGRITY LABORATORIES, LLC	1	320	94	23%	415
NORTH OKALOOSA MEDICAL CENTER		244	169	41%	413
GOLDEN GLADES NURSING & REHABILITATION CTR		409	3	1%	412
MEDEXPRESS URGENT CARE PALM BEACH GARDENS		401	7	2%	408
NEW YORK HOSPITAL LABORATORIES	1	394	10	2%	405
MINI ER WATERFORD LAKES, THE		351	52	13%	403
SANTA ROSA MEDICAL GROUP		337	65	16%	402
ACCU REFERENCE MEDICAL LAB		174	228	57%	402
CLEWISTON NURSING AND REHABILITATION CENTER		397	4	1%	401
PRIMARY CARE SERVICES AT INDIAN RIVER ESTATES		396	4	1%	400
MEDEXPRESS URGENT CARE OF BOYNTON BEACH LLC		388	11	3%	399
MEDEXPRESS URGENT CARE - WEST TAMPA		390	9	2%	399
RIVER GARDEN HEBREW HOME FOR THE AGED		362	37	9%	399
TACACHALE CLINICAL LABORATORY		384	14	4%	398
THERADOC		152	245	62%	397
NEW PLANT CITY FAMILY CARE	1	205	187	48%	393
MID-FLORIDA PATHOLOGY		304	88	22%	392
ENZO CLINICAL LABS INC	1	378	12	3%	391
MINUTECLINIC LLC #5190		337	52	13%	389
BARBER		13	376	97%	389
MINUTECLINIC LLC #5069		343	44	11%	387
ADVENT HEALTH CENTRA CARE - WINTER PARK		256	131	34%	387
LEHIGH REGIONAL MEDICAL CENTER LAB		354	31	8%	385
NORTH SHORE LIJ URGENT CARE PC		372	10	3%	382
MINUTECLINIC LLC #7886		353	27	7%	380
LEE COUNTY EMERGENCY MEDICAL SERVICE		342	38	10%	380
ESCAMBIA COMMUNITY CLINICS INC		288	91	24%	379
MEDICAL FP - WHOLE FAMILY HEALTH CENTER		344	35	9%	379
MEDEXPRESS URGENT CARE - GOLDEN GATE		332	47	12%	379
FLORIDA COMMUNITY HEALTH CENTER		338	40	11%	378
FOUNTAIN MANOR HEALTH AND REHAB CENTER	1	371	3	1%	375
C.W. BILL YOUNG VA MEDICAL CENTER		16	356	96%	372
BAYA PHARMACY WEST		8	364	98%	372
MEDONE URGENT CARE CENTER		149	222	60%	371
COASTAL URGENT CARE		312	58	16%	370
HENDRY REGIONAL MEDICAL CENTER		107	263	71%	370
CONSULATE HEALTH CARE OF NEW PORT RICHEY		365	5	1%	370
THE HEALTH CENTER OF PLANT CITY		364	4	1%	368
BAPTIST HEALTH EMERGENCY CENTER AT WEST CORAL WAY		284	83	23%	367
VENTURE MEDICAL OF FLORIDA LLC		318	46	13%	364
MEDEXPRESS URGENT CARE - LAKELAND		359	1	0%	360
ADVENT HEALTH CENTRA CARE - PORT ORANGE		29	330	92%	359
NORTH FLORIDA PEDIATRICS - LAKE CITY		250	108	30%	358
VETERANS AFFAIRS MEDICAL CENTER		40	315	89%	355
CONSULATE HEALTHCARE OF VERO BEACH	11	328	16	5%	355

COVID-19: testing by laboratory

Data through Dec 6, 2020 verified as of Dec 7, 2020 at 09:25 AM

Data in this report are provisional and subject to change.

The numbers in the table below represent the number of Florida and non-Florida residents for whom test results were received by the Department of Health. A person can be tested by more than one laboratory and can have both positive and negative results. **Therefore, the sum of the numbers in each column will be larger than the total number of people tested.**

Reporting lab	Inconclusive	Negative	Positive	Percent positive	Total
INFORM DIAGNOSTICS		349	6	2%	355
ACCESS POINT HEALTHCARE URGENT & PRIMARY CARE		269	84	24%	353
NEW YORK PRESBYTERIAN - CUMC CLINICAL		338	15	4%	353
PALM GARDEN OF PORT SAINT LUCIE		347	3	1%	350
BAYSHORE DIAGNOSTICS		309	37	11%	346
PALM GARDEN OF OCALA		329	16	5%	345
LAUDERDALE NURSING CENTER LLC	1	338	3	1%	342
Good Samaritan Society Kissimmee Village		315	26	8%	341
COVANCE CLINICAL RESEARCH UNIT INC		338	3	1%	341
NCH HEALTHCARE BONITA		245	94	28%	339
SELECT REFERENCE LABORATORIES, LLC	1	326	12	4%	339
SANFORD LABORATORIES		317	21	6%	338
EDEN SPRINGS NURSING AND REHAB CENTER		325	12	4%	337
HARTS HARBOR HEALTH CARE CENTER		332	2	1%	334
KEYS AHEC SCHOOL MEDICAL CLINIC	3	289	40	12%	332
GENESIS DIAGNOSTICS		233	97	29%	330
Plantation Bay Rehabilitation Center		323	6	2%	329
EMERALD SHORES HEALTH AND REHABILITATION		289	38	12%	327
HEALTH CENTER AT BRENTWOOD	1	314	10	3%	325
FIU-HEALTH AUXILIARY LABORATORY		300	24	7%	324
MY CLINICAL LAB		224	100	31%	324
LIFE CARE CENTER OF HILLIARD		319	5	2%	324
ST ANDREWS BAY SKILLED NURSING &		322	1	0%	323
USAFSAM/PHE		173	150	46%	323
WEST GABLES HEALTH CARE CENTER		315	6	2%	321
FISHERMENS HOSPITAL CLINICAL LAB		295	26	8%	321
MINI ER AND URGENT CARE		214	106	33%	320
FLO-MEDILAB SERVICES		101	218	68%	319
LIFE CARE CENTER OF PENSACOLA		313	5	2%	318
MEDONE PLLC		256	62	19%	318
ADVENT HEALTH CENTRA CARE - LAKE MARY		84	234	74%	318
MIDWAY SPECIALTY CARE CENTER	3	202	113	36%	318
Colonial Lakes Health Care		316	1	0%	317
PENSACOLA PEDIATRICS		250	66	21%	316
MEDEXPRESS URGENT CARE - ROYAL PALM BEACH		316			316
MEDEXPRESS URGENT CARE - DELAND		299	16	5%	315
LIFE CARE CENTER OF ORANGE PARK		313	1	0%	314
WOODLANDS MEDICAL SPECIALISTS		254	58	19%	312
MANOR AT CARPENTERS		291	20	6%	311
ADVENT HEALTH - TAMPA		110	201	65%	311
BALDWIN PEDIATRICS	1	293	15	5%	309
VETERANS AFFAIRS MEDICAL CENTER - GAINESVILLE		2	306	99%	308
GENESIS MEDICAL LABORATORY MIAMI FL.		83	224	73%	307
MED FAST URGENT CARE CENTER		59	247	81%	306
NAVAL HOSPITAL - JACKSONVILLE		40	266	87%	306
UR MEDICINE LABS- CENTRAL LABORATORY		297	9	3%	306
HILLCREST HEALTH CARE & REHABILITATION CENTER		302	3	1%	305

COVID-19: testing by laboratory

Data through Dec 6, 2020 verified as of Dec 7, 2020 at 09:25 AM

Data in this report are provisional and subject to change.

The numbers in the table below represent the number of Florida and non-Florida residents for whom test results were received by the Department of Health. A person can be tested by more than one laboratory and can have both positive and negative results. **Therefore, the sum of the numbers in each column will be larger than the total number of people tested.**

Reporting lab	Inconclusive	Negative	Positive	Percent positive	Total
ADVENT HEALTH CENTRA CARE - LEESBURG		13	292	96%	305
FORT MYERS INTERNAL MEDICINE, LLC		275	27	9%	302
VALENCIA HILLS HEALTH AND REHABILITATION CENTER		296	2	1%	298
PRIMARY CARE SERVICES AT ST ANDREWS ESTATES		298			298
MEDSCAN LABORATORY INC	1	161	135	45%	297
CORE DIAGNOSTIC LABORATORIES LLC		220	77	26%	297
The Manor at Blue Water Bay		288	8	3%	296
FERNANDINA BEACH REHAB AND NURSING	1	294	1	0%	296
SIPARADIGM, DIAGNOSTIC INFORMATICS		273	23	8%	296
ADVENT HEALTH CENTRA CARE - TITUSVILLE		55	240	81%	295
BUENA VISTA URGENT CARE		264	31	11%	295
MYTEST DIAGNOSTICS		278	16	5%	294
SIGNATURE HEALTHCARE OF BROOKWOOD GARDENS		294			294
TREE HOUSE PEDIATRICS		265	29	10%	294
Santa Rosa Center for Rehabilitation and Healing		289	4	1%	293
VILLAGE AT VIENNA SQUARE,THE	6	284	3	1%	293
PRIMEHEALTH URGENT CARE INC		243	49	17%	292
INDIAN RIVER CTR, LLC		270	21	7%	291
NORTHWEST MEDICAL CENTER CLINICAL LABORATORY		175	115	40%	290
AUBURN UNIVERSITY MEDICAL CLINIC		227	62	21%	289
WILLOW BROOKE COURT AT INDIAN RIVER ESTATES		279	10	3%	289
CRESTVIEW REHABILITATION CENTER		165	123	43%	288
CREEKSIDE CARE CENTER		256	32	11%	288
FLORIDA HOSPITAL WAUCHULA		188	98	34%	286
WILLOWBROOKE COURT AT EDGEWATER POINTE ESTATES		282	3	1%	285
PARAMOUNT URGENT CARE VILLAGES		160	122	43%	282
BOCA BIOLISTICS REFERENCE LABORATORY	2	185	94	33%	281
BALDOMERO LOPEZ STATE VETERANS NURSING HOME	2	278	1	0%	281
CORAL TRACE HEALTH CARE		280	1	0%	281
HARBOUR HEALTH CENTER		277	2	1%	279
CLIFFORD CHESTER SIMS STATE VETERANS		274	5	2%	279
LIFE CARE CENTER OF NEW PORT RICHEY		265	14	5%	279
RUSKIN HEALTH CENTER		169	109	39%	278
PRUITT HEALTH-SANTA ROSA		275	2	1%	277
BIOCEPT		259	16	6%	275
PALMETTO SUBACUTE CARE CENTER		269	6	2%	275
ADVENT HEALTH CENTRA CARE - PALM COAST		36	238	87%	274
SPECIALTY HEALTH AND REHABILITATION CENTER		250	23	8%	273
SOLARIS HEALTHCARE CHARLOTTE HARBOR		266	7	3%	273
NORTH FLORIDA PEDIATRICS PA - SUWANNEE		210	63	23%	273
LIFE CARE CENTER OF OCALA		272			272
FLORIDA HOSPITAL MEDICAL GROUP		229	43	16%	272
OPTUM LABS LLC		203	68	25%	271
Point of Care Testing	1	104	166	61%	271
NORTH FLORIDA REHABILITATION & SPECIALTY CARE		269	2	1%	271
MEDONE URGENT CARE AT ST. AUGUSTINE		96	174	64%	270
MINUTECLINIC LLC, #10357		269	1	0%	270

COVID-19: testing by laboratory

Data through Dec 6, 2020 verified as of Dec 7, 2020 at 09:25 AM

Data in this report are provisional and subject to change.

The numbers in the table below represent the number of Florida and non-Florida residents for whom test results were received by the Department of Health. A person can be tested by more than one laboratory and can have both positive and negative results. **Therefore, the sum of the numbers in each column will be larger than the total number of people tested.**

Reporting lab	Inconclusive	Negative	Positive	Percent positive	Total
LAKELAND REGIONAL HEALTH SYSTEMS INC		2	266	99%	268
MEDEXPRESS PORT CHARLOTTE		260	5	2%	265
BRIDGEWATER PARK HEALTH AND REHAB		257	7	3%	264
DOC SMILEYS URGENT CARE LLC		209	55	21%	264
Abbey Delray		263			263
LIFEBRITE	1	115	147	56%	263
PHARMCO RX		222	40	15%	262
MEDICAL VB		223	39	15%	262
DOCTORS URGENT CARE		190	72	27%	262
GENEIQ		250	11	4%	261
CONSULATE HEALTHCARE OF KISSIMMEE		247	12	5%	259
CLIFFORD CHESTER SIMS VA NURSING HOME		251	8	3%	259
FLORIDA WOMAN CARE LABORATORY LLC		232	26	10%	258
AURORA DIAGNOSTICS BERNHARDT LABORATORIES PATHOLOGY SERVICE		190	67	26%	257
FLORIDA HOSPITAL HEARTLAND MED CTR LAKE PLACID		188	66	26%	254
ADVENT HEALTH - CELEBRATION		241	12	5%	253
BIOCERNA LLC	8	188	56	22%	252
CITRUS NURSING CENTER LLC		240	11	4%	251
Quest Diag Unspecfd		169	80	32%	249
QUALITOX LABORATORIES		105	144	58%	249
MEDEXPRESS URGENT CARE - CLEWISTON		205	44	18%	249
HAINES CITY REHABILITATION AND NURSING CENTER		248	1	0%	249
CORAL BAY HEALTHCARE AND REHABILITATION	1	245	2	1%	248
URGENT CARE BETHESDA	1	197	49	20%	247
DOH - INDIAN RIVER		214	33	13%	247
SHELL POINT VILLAGE MEDICAL CENTER		246			246
MARTIN MEMORIAL MEDICAL CENTER LAB		128	118	48%	246
JACKSON MEMORIAL PERDUE MEDICAL CENTER		238	7	3%	245
THE PRESERVE		243			243
ROSEWOOD HEALTHCARE & REHABILITATION CENTER		239	4	2%	243
AVELLINO LAB USA, INC	1	236	6	2%	243
PHYSICIANS REGIONAL WALK-IN		176	67	28%	243
FAST TRACK URGENT CARE CENTER		1	242	100%	243
DOCTORS CENTER,THE		191	49	20%	240
ASCEND CLINICAL	2	232	6	3%	240
TREASURE COAST COMMUNITY HEALTH	3	217	19	8%	239
SOUTHERN OAKS CARE CENTER	1	235	2	1%	238
GOOD SAMARITAN		236	1	0%	237
VETERANS AFFAIRS MEDICAL CENTER - LAKE CITY		52	184	78%	236
KEY WEST HEALTH AND REHAB	1	231	4	2%	236
PATIENTS FIRST LAKE ELLA MEDICAL CENTER		215	21	9%	236
LEE HEALTH CONVENIENT CARE - PAGE FIELD		183	53	22%	236
SPRINGTREE REHAB & HEALTH CARE CENTER		234			234
SOLARIS HEALTHCARE PARKWAY	1	231	1	0%	233
MANOR CARE HEALTH SERVICES - FT MYERS		231	2	1%	233
APP-UNIPATH, LLC	1	223	9	4%	233
MEDEXPRESS LUTZ		1	230	100%	231

COVID-19: testing by laboratory

Data through Dec 6, 2020 verified as of Dec 7, 2020 at 09:25 AM

Data in this report are provisional and subject to change.

The numbers in the table below represent the number of Florida and non-Florida residents for whom test results were received by the Department of Health. A person can be tested by more than one laboratory and can have both positive and negative results. **Therefore, the sum of the numbers in each column will be larger than the total number of people tested.**

Reporting lab	Inconclusive	Negative	Positive	Percent positive	Total
DIAMOND RIDGE HEALTH AND REHABILITATION CENTER		222	8	3%	230
Marshall Health and Rehabilitation Center		227	2	1%	229
ADVENT HEALTH CENTRA CARE - ALTAMONTE SPRINGS		136	93	41%	229
MOORINGS PARK INSTITUTE, INC, THE		225	3	1%	228
BLOUNTSTOWN REHABILITATION CENTER LLC		192	36	16%	228
ST JUDE CHILDREN'S RESEARCH HOSPITAL		214	12	5%	226
Life Care Center at Wells Crossing		212	13	6%	225
LEHIGH VALLEY GENOMICS			224	100%	224
Vi at Lakeside Village Skilled Nursing		223			223
SHORE ACRES CARE CENTER		216	7	3%	223
renaissance health and rehabilitation center		221	1	0%	222
ROSEWOOD HEALTH AND REHABILITATION CENTER		214	5	2%	219
MALABAR/ADVENT CENTRA CARE		34	185	84%	219
LAKE EUSTIS HEALTH AND REHABILITATION CENTER		219			219
OCEAN VIEW NURSING AND REHAB CENTER		207	10	5%	217
Signature HealthCare Center of Waterford		212	4	2%	216
CONSULATE HEALTH CARE OF SAFETY HARBOR		212	3	1%	215
Williston Care Center		215			215
LAKE PORT SQUARE		200	14	7%	214
PALM GARDEN OF GAINESVILLE	2	210	2	1%	214
NSPIRE HEALTHCARE MIAMI LAKES	1	206	7	3%	214
RICARDO NAVARRO DO PA		197	15	7%	212
POCONO MEDICAL CENTER		212			212
PALM GARDEN OF VERO BEACH		205	6	3%	211
OAK HAMMOCK AT THE UNIVERSITY OF FLORIDA		209	2	1%	211
PARKS HEALTHCARE & REHABILITATION CTR	4	204	1	0%	209
MAYFLOWER ASSISTED LIVING		208	1	0%	209
ADVENT HEALTH CENTRA CARE - UNIVERSITY	1	91	116	56%	208
VITAS LUTHERAN TOWERS INPATIENT PROGRAM		206	2	1%	208
24 HOUR PEDIATIC CARE CENTER	1	192	14	7%	207
BUREAU OF CLINICAL LABORATORIES		171	36	17%	207
BROWARD NURSING & REHABILITATION CTR	5	201	1	0%	207
CHIPOLA HEALTH AND REHAB		196	10	5%	206
PALMS OF SEBRING		193	13	6%	206
ADVENT HEALTH CENTRA CARE - ORMOND BEACH		68	137	67%	205
MEDEXPRESS URGENT CARE CORAL SPRINGS		162	43	21%	205
ETHOS WELLNESS PHARMACY		187	18	9%	205
CONSULATE HEALTH CARE OF WINTER HAVEN		203			203
MEDRITE MEDICAL CARE, PC	90	98	14	7%	202
POLK COUNTY HEALTH DEPARTMENT		178	24	12%	202
MANOR CARE NURSING CENTER OF SARASOTA FL LLC		197	5	2%	202
WESTCHESTER GARDENS LIMITED PARTNERSHIP		199	2	1%	201
VAMC WEST PALM LAB		5	196	98%	201
COMMUNITY HEALTH CENTERS OF PINELLAS, INC.		3	198	99%	201
HOMESTEAD VILLAGE		198	2	1%	200
HEALTH FIRST - HOLMES REGIONAL MEDICAL CENTER		32	167	84%	199
FLORIDA GULF COAST UNIVERSITY		59	140	70%	199

COVID-19: testing by laboratory

Data through Dec 6, 2020 verified as of Dec 7, 2020 at 09:25 AM

Data in this report are provisional and subject to change.

The numbers in the table below represent the number of Florida and non-Florida residents for whom test results were received by the Department of Health. A person can be tested by more than one laboratory and can have both positive and negative results. **Therefore, the sum of the numbers in each column will be larger than the total number of people tested.**

Reporting lab	Inconclusive	Negative	Positive	Percent positive	Total
PROTEUS MOLECULAR AND CLINICAL LAB	1	144	54	27%	199
Taylor Care Center		197	2	1%	199
BENTON PEDIATRICS INC		180	18	9%	198
FULGENT GENETICS	2	161	35	18%	198
PATHGROUP LABS LLC		94	104	53%	198
GANDY CROSSING CARE CENTER		188	10	5%	198
PruittHealth Santa Rosa		195	3	2%	198
Stacey Health Care Centers Inc. dba Riverside Care Center		196	1	1%	197
BAY VILLAGE OF SARASOTA INC		195	1	1%	196
FAIRWAY OAKS CENTER LLC	4	190	2	1%	196
HARDEE MANOR HEALTH CARE CENTER	1	192	2	1%	195
FAST TRACK URGENT CARE CENTER - CARROLLWOOD		1	194	99%	195
LIFE CARE PONTE VEDRA INC		192	2	1%	194
REGENTS PARK AT AVENTURA		189	4	2%	193
PARAMOUNT URGENT CARE - CLERMONT		150	42	22%	192
BLOCK, NATION, CHASE, AND SMOLEN FAMILY MEDICINE		143	49	26%	192
URGENT CARE OF THE PALM BEACHES		2	190	99%	192
PREMIER PLACE AT THE GLENVIEW		186	6	3%	192
ANY LAB TEST NOW	1	95	95	50%	191
Bay Breeze Senior Living and Rehabilitation Center		177	14	7%	191
JACKSONVILLE BEACH PEDIATRIC CARE CENTER		175	16	8%	191
TIDE LABORATORIES		156	34	18%	190
GATEWAY/ADVENT CENTRA CARE		4	186	98%	190
BAPTIST PRIMARY CARE	1	159	30	16%	190
GRAND COURT TAMPA		188	1	1%	189
FLORIDA CLINICAL LABORATORY-BIOREFERENCE LABORATORIES		61	128	68%	189
PARKLANDS FACILITY INC	1	186			187
SUNRISE DIAGNOSTIC LABORATORY		134	53	28%	187
ROSEN MEDICAL CENTER		170	16	9%	186
PLANTATION NURSING & REHAB CENTER		186			186
ORANGE COUNTY HEALTH DEPT		177	8	4%	185
ARCPOINT LABS OF CORAL SPRINGS FL		168	16	9%	184
ST. JAMES BAY HEALTH AND REHABILITATION CENTER		183	1	1%	184
ASAP LAB LLC		95	88	48%	183
TIERRA PINES CENTER		178	5	3%	183
MIAMI JEWISH HEALTH SYSTEMS, INC	1	176	6	3%	183
VILLAGE DOCTORS FAMILY MEDICAL CENTER OF		153	30	16%	183
MANDARIN PEDIATRICS		172	10	5%	182
HERON POINTE HEALTH AND REHABILITATION	1	181			182
PCB CLINIC		136	45	25%	181
ST JAMES HEALTH AND REHABILITATION CENTER		178	2	1%	180
NEO GENOMICS - FORT MYERS	1	175	4	2%	180
XYZ LABORATORY	2	161	16	9%	179
HMA SANTA ROSA MEDICAL CENTER LLC DBA		146	33	18%	179
GESSLER CLINIC PA		140	39	22%	179
LUTHERAN HAVEN		176	2	1%	178
TGH		1	177	99%	178

COVID-19: testing by laboratory

Data through Dec 6, 2020 verified as of Dec 7, 2020 at 09:25 AM

Data in this report are provisional and subject to change.

The numbers in the table below represent the number of Florida and non-Florida residents for whom test results were received by the Department of Health. A person can be tested by more than one laboratory and can have both positive and negative results. **Therefore, the sum of the numbers in each column will be larger than the total number of people tested.**

Reporting lab	Inconclusive	Negative	Positive	Percent positive	Total
ELLENTON PEDIATRICS		162	15	8%	177
MANOR OAKS NURSING & REHAB CENTER		175	1	1%	176
BOND AND STEELE CLINIC PA		62	112	64%	174
Consulate Health Care of St. Petersburg		174			174
CONSULATE HEALTH CARE OF BAYONET POINT	3	169	2	1%	174
CENTRA CARE – AZALEA PARK		98	76	44%	174
PALM GARDEN OF JACKSONVILLE☐	1	169	4	2%	174
LYNN HAVEN SPORTS COMPLEX-WALKON CLINIC		18	156	90%	174
SUWANNEE HEALTH AND REHABILITATION CENTER		171	2	1%	173
TUSKAWILLA NURSING AND REHAB CENTER	2	168	3	2%	173
THE PALACE AT HOMESTEAD		172	1	1%	173
ADVENT HEALTH CENTRA CARE - DAYTONA BEACH		89	83	48%	172
USA HEALTH UNIVERSITY HOSPITAL CLINICAL LABORATORY	1	169	2	1%	172
ROLLINS COLLEGE WELLNESS CENTER		45	127	74%	172
KISSIMMEE FACILITY OPERATIONS LLC		169	3	2%	172
GROWING TOGETHER PEDIATRICS LLC		163	9	5%	172
PROHEALTH MEDICAL CLINIC		26	146	85%	172
NIGHT LITE PEDIATRICS WINTER GARDEN		144	27	16%	171
ADVENT HEALTH CENTRA CARE - WESLEY CHAPEL		4	167	98%	171
LAKELAND REGIONAL HEALTH - PWC/OB		35	136	80%	171
Boynton Beach Rehabilitation Center	1	170			171
Governors Creek Health and Rehabilitation	1	166	2	1%	169
LabCorp (Non-Interfaced)	1	91	77	46%	169
HEALTH LINK DIAGNOSTIC LABORATORIES		165	4	2%	169
BAPTIST HEALTH PRIMARY CARE	1	133	35	21%	169
PANAMA CITY DEVELOPMENTAL CENTER☐		168			168
ADVENT HEALTH CENTRA CARE - COLONIAL TOWN		121	47	28%	168
MEMPHIS PATHOLOGY LABORATORY	1	158	9	5%	168
RULEME CENTER	1	162	2	1%	165
GOLDEN GATE FAMILY CLINIC		63	101	62%	164
NORTH FLORIDA PEDIATRICS PA		146	18	11%	164
ADVENT HEALTH CENTRA CARE - OVIEDO		63	101	62%	164
KETAMINE HEALTH CENTERS LLC		148	16	10%	164
UNIVERSITY OF TAMPA STUDENT HEALTH AND SHC CLINICAL LABORATORY		40	124	76%	164
THE MANOR AT CARPENTERS		132	32	20%	164
ORCHARD PARK HEALTH & REHABILITATION		164			164
MEDFAST URGENT CARE - ROCKLEDGE		25	138	85%	163
BRADENTON HEALTH CARE		163			163
DOCTORS MEMORIAL FAMILY MEDICINE	2	108	53	33%	163
Cypress Cove Care Center		121	42	26%	163
LABORATORY SPECIALISTS OF MICHIGAN		21	142	87%	163
NADAL PEDIATRICS - VICTORIA STREET (3385)		136	26	16%	162
TRI COUNTY NURSING HOME		161	1	1%	162
CARRINGTON PLACE OF ST PETE LLC		161	1	1%	162
SIGNATURE HEALTHCARE OF NORTH FLORIDA		159	2	1%	161
W FRANK WELLS NURSING HOME		152	9	6%	161
WOMEN'S CARE FLORIDA LABORATORY		157	4	2%	161

COVID-19: testing by laboratory

Data through Dec 6, 2020 verified as of Dec 7, 2020 at 09:25 AM

Data in this report are provisional and subject to change.

The numbers in the table below represent the number of Florida and non-Florida residents for whom test results were received by the Department of Health. A person can be tested by more than one laboratory and can have both positive and negative results. **Therefore, the sum of the numbers in each column will be larger than the total number of people tested.**

Reporting lab	Inconclusive	Negative	Positive	Percent positive	Total
HEALTHY STEPS PEDIATRICS		143	18	11%	161
KEYSTONE REHAB		160			160
HARDEE COUNTY HEALTH DEPARTMENT		125	35	22%	160
GREENBRIAR REHABILITATION AND NURSING CENTER	1	159			160
BROOKSVILLE HEALTHCARE CENTER LLC		158	1	1%	159
SPECTOR SCIENTIFIC LAB	1	33	125	79%	159
WUESTHOFF REF LABORATORY			158	100%	158
MEDEXPRESS URGENT CARE - JAX ATLANTIC BLVD		151	7	4%	158
HEATHER HILL HEALTHCARE CENTER		152	5	3%	157
ARCHER HEALTH VENTURES, LLC		156	1	1%	157
FORT PIERCE HEALTH CARE		156			156
URGENT CARE OF THE PALM BEACHES, NORTH PALM BEACH			156	100%	156
SIGNATURE HEALTHCARE AT THE COURTYARD		120	36	23%	156
PRUITT HEALTH		153	2	1%	155
TIMBERRIDGE NURSING HOME & REHAB		123	32	21%	155
NSPIRE HEALTHCARE LAUDERHILL		152	3	2%	155
PEDIATRICS OF CENTRAL FLORIDA PA	5	140	9	6%	154
MEDFAST URGENT CARE CENTER - COCOA			153	100%	153
Destin Healthcare and Rehabilitation Center		152	1	1%	153
AMELIA EXPRESS CARE LLC		133	20	13%	153
PALMETTTO FACILITY INC	1	152			153
MIDWAY SPECIATLY CARE CENTER		74	78	51%	152
HOSPITAL FOR SPECIAL SURGERY		151	1	1%	152
DR G'S URGENT CARE		129	23	15%	152
AZALEA TRACE		144	6	4%	150
PALM GARDEN OF AVENTURA		150			150
CONSULATE HEALTH CARE OF MELBOURNE		149			149
MEDFAST URGENT CARE - TITUSVILLE		7	142	95%	149
PRECISION HEALTH RESOURCES, LLC	1	133	15	10%	149
MAIN STREET MEDICAL CENTER			148	100%	148
VETERANS AFFAIRS MEDICAL CENTER - MIAMI			148	100%	148
PALM GARDEN OF WEST PALM BEACH		135	13	9%	148
DIAMOND RIDGE		147	1	1%	148
FAWCETT MEMORIAL HOSPITAL-LAB		39	109	74%	148
Glades West Rehabilitation and Nursing Center		148			148
EAST LAKE PEDIATRICS		109	39	26%	148
Chatsworth at PGA National, LLC		145	2	1%	147
Bayside Care Center	1	140	5	3%	146
TALLAHASSEE NHHI LLC		145	1	1%	146
ADVENT HEALTH CENTRA CARE - ST. CLOUD		131	15	10%	146
BAYVIEW CENTER		145	1	1%	146
MEDIPATH		4	141	97%	145
MEDFAST URGENT CARE - MELBOURNE			145	100%	145
Life Care Center of Punta Gorda	1	139	4	3%	144
CLARIDGE HOUSE NURSING CENTER		135	9	6%	144
ADVENT HEALTH CENTRA CARE - CARROLLWOOD		1	143	99%	144
BOND URGENT CARE LLC		106	37	26%	143

COVID-19: testing by laboratory

Data through Dec 6, 2020 verified as of Dec 7, 2020 at 09:25 AM

Data in this report are provisional and subject to change.

The numbers in the table below represent the number of Florida and non-Florida residents for whom test results were received by the Department of Health. A person can be tested by more than one laboratory and can have both positive and negative results. **Therefore, the sum of the numbers in each column will be larger than the total number of people tested.**

Reporting lab	Inconclusive	Negative	Positive	Percent positive	Total
PALM HARBOR PHARMACY		120	22	15%	142
ELMHURST HOSPITAL CENTER	1	137	4	3%	142
FL HUD DESTIN, LLC D/B/A GRAND BOULEVARD HEALTH		133	9	6%	142
PALM GARDEN OF TAMPA		142			142
PruittHealth Panama City		139	2	1%	141
The Inn at Sarasota Bay Club		140	1	1%	141
ENGLEWOOD HEALTHCARE AND REHABILITATION CENTER		141			141
TAMARAC REHABILITATION & HEALTH CENTER		141			141
BEAR CREEK NURSING CENTER		140			140
BREVARD HEALTH ALLIANCE		13	127	91%	140
STARKE FAMILY MEDICAL CENTER		121	19	14%	140
PALM GARDEN OF CLEARWATER		135	4	3%	139
THE PALACE MANAGEMENT - THE PALACE AT CORAL GABLES		139			139
EDGEWOOD NURSING CENTER		136	2	1%	138
MICHAEL A MIDDLETON MD PA□		136	2	1%	138
TREE HOUSE PEDIATRICS PLLC		131	7	5%	138
SABAL PALMS HEALTH AND REHAB		101	37	27%	138
PPC-LAB EDI ORCHARD BI		129	8	6%	137
BAYFRONT HEALTH MEDICAL GROUP		106	31	23%	137
MANOR AT BLUEWATER BAY		131	6	4%	137
COMMUNITY HEALTH AND REHABILITATION CENTER		131	6	4%	137
AMERICAN PATHOLOGY PARTNERS		136	1	1%	137
Heritage Healthcare at Tallahassee		135	1	1%	136
CITRUS HEALTH AND REHAB		116	19	14%	135
ADVENTHEALTH EXPRESS CARE		62	73	54%	135
IRL MARKET LAB ALACHUA		104	31	23%	135
AVENTURA REHAB AND NURSING CENTER		135			135
FLORIDA DEPARTMENT OF HEALTH		115	19	14%	134
PALM BEACH COUNTY HEALTH DEPT LAB	1	131	2	1%	134
LABORATORY OF FLORIDA		83	50	38%	133
CARENOW	2	84	47	35%	133
EDGEWATER AT WATERMAN VILLAGE,THE		133			133
VRL EUROFINS		131	2	2%	133
UNITED CLINICAL LABORATORIES		124	9	7%	133
PORT ST LUCIE REHABILITATION AND HEALTHCARE		98	35	26%	133
DAVID SCOTT MADWAR MD PA□		120	12	9%	132
SILVERCREST HEALTH AND REHABILITATION CENTER	3	127	2	2%	132
CAYUGA MEDICAL CENTER AT ITHACA		129	3	2%	132
ADVENT HEALTH CENTRA CARE - DELAND		28	104	79%	132
LAB CORP	1	85	46	35%	132
ORLANDO HEALTH EMERGENCY DEPARTMENT		125	7	5%	132
THE REHABILITATION CENTER OF LAKE CITY		127	5	4%	132
INTEGRATED REGIONAL LABORATORIES		119	12	9%	131
FORT WALTON REHABILITATION CENTER		95	36	27%	131
PROJECT HEALTH, INC SUMTERVILLE		115	16	12%	131
PALM BAY HOSPITAL		3	128	98%	131
LONGWOOD HEALTH AND REHABILITATION CENTER		125	6	5%	131

COVID-19: testing by laboratory

Data through Dec 6, 2020 verified as of Dec 7, 2020 at 09:25 AM

Data in this report are provisional and subject to change.

The numbers in the table below represent the number of Florida and non-Florida residents for whom test results were received by the Department of Health. A person can be tested by more than one laboratory and can have both positive and negative results. **Therefore, the sum of the numbers in each column will be larger than the total number of people tested.**

Reporting lab	Inconclusive	Negative	Positive	Percent positive	Total
MEDFAST URGENT CARE CENTER - SARNO		2	128	98%	130
READY RESPONDERS FLORIDA, PLLC		114	16	12%	130
PADDOCK RIDGE		130			130
ALLSOUTH URGENT CARE			129	100%	129
CENTRACARE		17	112	87%	129
HOPE HOSPICE AND COMMUNITY SERVICES INC	2	124	3	2%	129
GENE BY GENE		61	68	53%	129
Consulate Health Care of North Fort Myers		127	2	2%	129
BMHSI-AEL MICROBIOLOGY LABORATORY	2	102	25	19%	129
HOMESTEAD MANOR		128	1	1%	129
MEDFAST URGENT CARE CENTER - TITUSVILLE			127	100%	127
HUNT CLUB PEDIATRIC ASSOCIATES, P.A.		106	21	17%	127
ARBOR FACILITY INC		127			127
MILLENNIUM LAB SERVICES			127	100%	127
Consulate Healthcare of West Palm Beach		120	7	6%	127
REFUAH HEALTH CENTER LABORATORY		124	3	2%	127
Rehabilitation Center for Park Place LLC		124	2	2%	126
ST. CLOUD REGIONAL MEDICAL CENTER		121	5	4%	126
AMERICAN FINNISH NURSING HOME	1	123	2	2%	126
DXTERITY DIAGNOSTICS	1	122	3	2%	126
ROSECASTLE OF ZEPHRHILLS		124	2	2%	126
ADVENT HEALTH CENTRA CARE - LONGWOOD		22	103	82%	125
PHYSICIAN ASSOCIATES		109	15	12%	124
OCALA FAMILY MEDICAL CENTER INC		103	21	17%	124
ALL SEASONS NAPLES LLC		124			124
UCC - WELLINGTON			124	100%	124
THE CLUB AND REHABILITATION CENTER		123	1	1%	124
BAY TREE CARE AND REHABILITATION CENTER		119	4	3%	123
GENETWORKX		17	106	86%	123
CYPRESS VILLAGE		120	2	2%	122
PALM GARDEN OF WINTER HAVEN		108	14	11%	122
LIFE CARE CENTER OF ALTAMONTE SPRINGS		102	20	16%	122
PARKVIEW HEALTH		121			121
GRAVITY DIAGNOSTICS, LLC		35	86	71%	121
COCOA BEACH/ADVENT CENTRA		6	114	95%	120
BUFFALO CROSSING HEALTHCARE & REHABILITATION CTR		118	2	2%	120
SEA BREEZE REHAB AND NURSING CENTER		118	2	2%	120
FHMG-FLORIDA HOSPITAL MEDICAL GROUP		101	19	16%	120
TRI-COUNTY NURSING HOME		114	6	5%	120
ST CATHERINE'S WEST REHABILITATION HOSPITAL		118	1	1%	119
MEDFAST URGENT CARE - EDGEWATER		2	117	98%	119
MACTOWN, INC		119			119
ADVANCED MEDICAL CENTER		86	33	28%	119
GOOD SAMARITAN SOCIETY-DAYTONA		118	1	1%	119
J AND G MEDICAL GROUP LLC		103	16	13%	119
ASTON GARDENS AT PELICAN MARSH		117	1	1%	118
MATHISON RETIREMENT COMMUNITY		114	4	3%	118

COVID-19: testing by laboratory

Data through Dec 6, 2020 verified as of Dec 7, 2020 at 09:25 AM

Data in this report are provisional and subject to change.

The numbers in the table below represent the number of Florida and non-Florida residents for whom test results were received by the Department of Health. A person can be tested by more than one laboratory and can have both positive and negative results. **Therefore, the sum of the numbers in each column will be larger than the total number of people tested.**

Reporting lab	Inconclusive	Negative	Positive	Percent positive	Total
CAPE CANAVERAL HOSPITAL		8	110	93%	118
BAYSIDE HEALTH AND REHABILITATION CENTER		118			118
NEIGHBORHOOD MEDICAL CENTER		112	5	4%	117
ST CLOUD REGIONAL MEDICAL CENTER CLINICAL LAB		86	30	26%	116
TARPON POINT NURSING AND REHABILITATION CENTER		116			116
MATHISON RETIREMENT COMMUNITY, INC		114	1	1%	115
NORTHEAST FLORIDA NEUROLOGY CLINICS, INC		101	14	12%	115
CANTERFIELD OF OCALA, LLC		112	2	2%	114
PERSONALIZED GENETIC TESTING		30	84	74%	114
MINUTECLINIC LLC #3705		105	9	8%	114
SERANADES BY SONATA WEST ORANGE		104	9	8%	113
SILVER CREEK SENIOR LIVING COMMUNITY		113			113
ARTHREX MEDICAL CENTER		45	68	60%	113
TERRACES OF LAKE WORTH CARE CENTER□		112			112
ALLIED HEALTH FORT PIERCE		112			112
Sunset Point Center		111	1	1%	112
COASTAL HEALTH AND REHAB		110	2	2%	112
REGENCY CARE OF BLOUNTSTOWN LLC		106	5	5%	111
AMERICAN RESEARCH LABS		4	107	96%	111
MEDFAST URGENT CARE CENTER - COCOA BEACH			111	100%	111
CENTRA CARE - HUNTER'S CREEK		52	58	53%	110
PROVIDENCE HOSPITAL LABORATORY		105	5	5%	110
HILLSBOROUGH COUNTY DEVELOPMENTAL CTR□	1	108			109
NORTH FL SOUTH GA HCS-MALCOM RANDALL VAMC			109	100%	109
BAYFRONT HEALTH ER PINELLAS PARK	1	71	37	34%	109
BLUE MED CONSULTANTS		104	5	5%	109
SUWANNEE VALLEY NURSING CENTER		106	2	2%	108
VITAS HEALTHCARE CORP OF CENTRAL FL		107	1	1%	108
TRINITY REGIONAL REHAB CENTER		107	1	1%	108
LITTLE PINE PEDIATRICS		81	27	25%	108
CHARTER SENIOR LIVING OF PANAMA CITY BEACH		93	14	13%	107
MOBILE INFIRMARY MED CENTER PATH LAB		96	11	10%	107
TUSCAN GARDENS OF VENETIA MANAGEMENT COMPANY		106	1	1%	107
ADVENT HEALTH CENTRA CARE - AZALEA PARK		91	16	15%	107
TRENTON MEDICAL CENTER INC DBA PALMS MEDICAL GROUP	2	87	18	17%	107
LabCorp L#09258090 M#09258105		71	36	34%	107
ADVENTHEALTH MEDICAL GROUP PROMPT CARE		88	19	18%	107
EVANS HEALTH CARE		104	2	2%	106
Whispering Oaks	5	97	4	4%	106
OAKBROOK HEALTH AND REHABILITATION CENTER	1	105			106
GRAND OAKS HEALTH & REHABILITATION		106			106
SABAL DIRECT PRIMARY CARE, PA		92	13	12%	105
GLADES HEALTH CARE CENTER		104	1	1%	105
MINUTECLINIC DIAGNOSTIC OF RHODE ISLAND, LLC #729		101	4	4%	105
PALM GARDEN OF ORLANDO		102	3	3%	105
CARENOW URGENT CARE – FORT PIERCE		89	16	15%	105
BAY VIEW HEALTHCARE		85	19	18%	104

COVID-19: testing by laboratory

Data through Dec 6, 2020 verified as of Dec 7, 2020 at 09:25 AM

Data in this report are provisional and subject to change.

The numbers in the table below represent the number of Florida and non-Florida residents for whom test results were received by the Department of Health. A person can be tested by more than one laboratory and can have both positive and negative results. **Therefore, the sum of the numbers in each column will be larger than the total number of people tested.**

Reporting lab	Inconclusive	Negative	Positive	Percent positive	Total
GOLD CHOICE SENIOR COMMUNITIES		75	29	28%	104
ADVENT HEALTH CENTRA CARE - BRANDON		29	75	72%	104
POINT WASHINGTON MEDICAL CLINIC		1	103	99%	104
FLORIDA KEYS PEDIATRICS & ADOLESCENT CENTER		100	4	4%	104
COQUINA CENTER		103	1	1%	104
ADVENT HEALTH CENTRA CARE - SANFORD		28	75	73%	103
GRAVITY DIAGNOSTICS		42	61	59%	103
SARNO EXTENDED HOURS		61	42	41%	103
CLINICAL PATHOLOGY LABS		2	101	98%	103
HEART OF FLORIDA REGIONAL MED CTR		32	71	69%	103
UNIVERSITY MEDICAL CENTER SUITES		90	12	12%	102
EPN URGENT CARE		8	94	92%	102
ADVENT HEALTH CENTRA CARE		1	100	99%	101
AFC URGENT CARE SEMINOLE			101	100%	101
DOCTOR'S IN HOUSE LABORATORY		13	88	87%	101
WOODBIDGE FACILITY INC		99	1	1%	100
PRIMECARE OF DOTHAN		67	33	33%	100
Consulate Health Care of Port Charlotte		98	2	2%	100
ADVENT HEALTH CENTRA CARE - WINTER HAVEN		30	69	70%	99
SUNFLOWER SPRINGS ASSISTED LIVING		96	3	3%	99
ARCADIA HEALTH AND REHABILITATION CENTER		99			99
Shoal Creek Rehabilitation Center		71	27	28%	98
CENTRAL FLORIDA HEALTH CARE		46	52	53%	98
MARION E FETHER MEDICAL CENTER, THE		93	5	5%	98
Timberridge Center for Rehabilitation and Healing		76	22	22%	98
MEDFAST URGENT CARE CENTER - WICKHAM			98	100%	98
WIMAUMA COMMUNITY HEALTH CENTER		77	20	21%	97
AMBULATORY SURGERY CENTER OF BOCA RATON LTD		97			97
FLORIDA COMMUNITY HEALTH CENTERS INC			97	100%	97
SOLARIS HEALTHCARE MERRITT ISLAND		88	9	9%	97
HEALTH CENTERS AT BRENTWOOD		96	1	1%	97
PEDIATRIC ASSOCIATES ORLANDO		82	14	15%	96
BAYSHORE MEMORY CARE		96			96
Gulf Coast Healthcare (Longwood Health and Rehab		95			95
PHYSICIANS REGIONAL CLINIC		82	13	14%	95
THE PALACE NURSING AND REHABILITATION CENTER		95			95
VISTA MANOR		92	3	3%	95
THE TERRACE OF KISSIMMEE		80	15	16%	95
Solaris Healthcare Daytona		95			95
GLOBAL CENTRAL LABS AT PPD	2	87	6	6%	95
Parkview Rehabilitation Center at Winter Park		92	3	3%	95
MEADOWCREST FAMILY PHYSICIANS		69	26	27%	95
Chatham Glen Healthcare and Rehabilitation Center		95			95
ABBOTT LABORATORIES		61	34	36%	95
SEMINOLE NURSING PAVILION		88	7	7%	95
DIAGNOSTIC SOLUTIONS		3	91	97%	94
DEPARTMENT OF HEALTH & HUMAN SERVICES		94			94

COVID-19: testing by laboratory

Data through Dec 6, 2020 verified as of Dec 7, 2020 at 09:25 AM

Data in this report are provisional and subject to change.

The numbers in the table below represent the number of Florida and non-Florida residents for whom test results were received by the Department of Health. A person can be tested by more than one laboratory and can have both positive and negative results. **Therefore, the sum of the numbers in each column will be larger than the total number of people tested.**

Reporting lab	Inconclusive	Negative	Positive	Percent positive	Total
NORTH FLORIDA PEDIATRICS - MARIANNA		69	25	27%	94
FELLOWSHIP HOME AT THE FAIRWAY LLC		94			94
ISLAND HEALTH AND REHABILITATION CENTER		93			93
LONGWOOD FAMILY PRACTICE		79	14	15%	93
Bayside Health and Rehabilitation		92	1	1%	93
DIGNITY HEALING, LLC		91	2	2%	93
NCRNC INC		90	2	2%	92
LAKESIDE NEUROLOGIC		88	4	4%	92
MANOR CARE OF NAPLES FL LLC		92			92
DEVANSH LAB WERKS INC		77	15	16%	92
UNIVERSITY OF MIAMI		1	90	99%	91
AFC URGENT CARE FAMILY CARE			91	100%	91
MONTEFIORE MEDICAL CENTER LABORATORIES - MOSES		84	7	8%	91
FLORIDA HEALTH CARE PLAN INC		2	89	98%	91
INN AT ASTON GARDENS, THE		90	1	1%	91
FLORIDA HEALTH CARE PLANS			91	100%	91
FAIR HAVENS CENTER, OPCO		89	2	2%	91
AFC URGENT CARE TYRONE		2	88	98%	90
NEW YORK CITY DEPARTMENT OF HEALTH & MENTAL		85	5	6%	90
AYERS HEALTH & REHABILITATION CENTER		90			90
SEMINOLE COUNTY HEALTH DEPARTMENT		73	17	19%	90
ADVENT HEALTH CENTRA CARE - TEMPLE TERRACE		38	52	58%	90
AVECINA MOBILE		82	8	9%	90
SOUTH BALDWIN REGIONAL MEDICAL CENTER		86	4	4%	90
ADVENT HEALTH CENTRA CARE - WATERMAN		78	11	12%	89
JEFFERY WEINZWEIG		2	87	98%	89
SOLARIS HEALTHCARE OSCEOLA		86	3	3%	89
PREMIER URGENT CARE OF BREVARD		2	87	98%	89
HOLY CROSS HOSPITAL		12	77	87%	89
SAINTS 120 LLC	1	87			88
WESTCHESTER MEDICAL CENTER		87	1	1%	88
PACIFIC ANALYTICS			88	100%	88
GOVERNOR’S CREEK HEALTH & REHABILITATION		87	1	1%	88
FLAGLER COUNTY HEALTH DEPARTMENT		77	11	13%	88
AVERO DIAGNOSTICS		64	24	27%	88
EXOSOME DIAGNOSTICS		82	5	6%	87
BRANDON HEALTH AND REHABILITATION CENTER	1	85	1	1%	87
TIFFANY HALL NURSING AND REHAB CENTER		87			87
EAST LAKE PEDIATRICS PA		80	7	8%	87
NATIONS BEST FAMILY HEALTH CARE		48	39	45%	87
TRADITION MEDICAL CENTER LABORATORY		48	39	45%	87
PAVILION FOR HEALTHCARE, THE		87			87
TUSCAN GARDENS OF PALM COAST		86	1	1%	87
Solaris HealthCare Imperial		84	3	3%	87
ABBIEJEAN RUSSELL CARE CENTER		86			86
YOUR FAMILY WALK-IN CLINIC			86	100%	86
WHITE PLAINS HOSPITAL CENTER LAB		86			86

COVID-19: testing by laboratory

Data through Dec 6, 2020 verified as of Dec 7, 2020 at 09:25 AM

Data in this report are provisional and subject to change.

The numbers in the table below represent the number of Florida and non-Florida residents for whom test results were received by the Department of Health. A person can be tested by more than one laboratory and can have both positive and negative results. **Therefore, the sum of the numbers in each column will be larger than the total number of people tested.**

Reporting lab	Inconclusive	Negative	Positive	Percent positive	Total
MEYER PEDIATRICS		75	11	13%	86
REHABILITATION CENTER OF LAKE CITY, TH		83	3	3%	86
EVENT MED SERVICES LABORATORY		86			86
SMILEY MEDICAL GROUP		59	27	31%	86
LIFE CARE CENTER OF WINTER HAVEN		73	12	14%	85
FINLAY CLINICAL LABORATORY		26	59	69%	85
INTELEX LABS, LLC		85			85
W. FRANK WELLS NURSING HOME		84	1	1%	85
SURREY PLACE CARE CENTER		80	5	6%	85
NAVY HOSPITAL			85	100%	85
FIRST CHOICE PEDIATRICS		75	9	11%	84
PINES OF SARASOTA GARDEN		84			84
KALEIDA HEALTH CENTER FOR LABORATORY		79	5	6%	84
FAST TRACK URGENT CARE CENTER - RIVERVIEW			84	100%	84
PROVISTA DIAGNOSTICS, INC		83	1	1%	84
ADVENT HEALTH CENTRA CARE - CITRUS PARK		8	76	90%	84
RIVERS FAMILY MEDICINE PA		75	9	11%	84
BAYA POINTE NURSING AND REHABILITATION		1	82	99%	83
MV MEDICAL PRACTICE DBA PRIMARY URGENT CARE		81	2	2%	83
ADVENT HEALTH CENTRA CARE - SOUTH ORANGE		69	14	17%	83
PIONEER CLINICAL LAB, LLC		70	13	16%	83
OCEAN REEF MEDICAL CENTER		74	8	10%	82
FAST TRACK URGENT CARE CENTER - WESTCHASE			82	100%	82
LAB		29	53	65%	82
HERON CLUB AT PRESTANCIA		80	2	2%	82
ARBOR TRAIL		77	5	6%	82
THE PAVILION FOR HEALTH CARE		72	10	12%	82
LOOP PEDIATRICS PA		74	8	10%	82
HURLBURT FIELD CLINIC		39	43	52%	82
BOCA RATON REHABILITATION CENTER		79	3	4%	82
MIAMI SHORES NURSING & REHAB		81			81
DISCOVERY VILLAGE AT NAPLES		81			81
OAKS OF KISSIMMEE HEALTH AND REHABILITATION CENTER		81			81
ADVENT HEALTH - PALM HARBOR ER		64	17	21%	81
QUICK CARE MED PL CR		77	3	4%	80
CORAL REEF NURSING & REHAB CENTER		80			80
WEDGEWOOD HEALTHCARE CENTER		77	3	4%	80
AFC URGENT CARE		44	36	45%	80
PEDIATRICS OF GREATER ORLANDO		71	9	11%	80
PHYSICIANS PRIMARY CARE LAB		60	19	24%	79
Solaris Healthcare Coconut Creek		78	1	1%	79
NITE LITE PEDIATRICS – JACKSONVILLE		76	2	3%	78
SOLARIS HEALTHCARE LAKE CITY		48	30	38%	78
VETERANS AFFAIRS MEDICAL CENTER - PALO ALTO		28	50	64%	78
EDGEWATER AT WATERMAN VILLAGE		78			78
CBS LABS OF TAMPA LLC		3	74	96%	77
TRUE NORTH HEALTH NAVIGATION LLC DBA DISPATCHHEALTH	1	60	16	21%	77

COVID-19: testing by laboratory

Data through Dec 6, 2020 verified as of Dec 7, 2020 at 09:25 AM

Data in this report are provisional and subject to change.

The numbers in the table below represent the number of Florida and non-Florida residents for whom test results were received by the Department of Health. A person can be tested by more than one laboratory and can have both positive and negative results. **Therefore, the sum of the numbers in each column will be larger than the total number of people tested.**

Reporting lab	Inconclusive	Negative	Positive	Percent positive	Total
FIRST CHOICE PEDIATRICS SEMORAN		65	12	16%	77
MEDEXPRESS URGENT CARE BOCA RATON		73	4	5%	77
NOMIHEALTH LAB SERVICES		7	70	91%	77
CAREMOUNT MEDICAL - PATHOLOGY		75	2	3%	77
KEYS MEDICAL GROUP			77	100%	77
UNIVERSITY HEALTH SYSTEM INC		70	7	9%	77
ORANGE CITY NURSING AND REHAB		75	2	3%	77
DYNAMIC MEDICAL USA			76	100%	76
NSPIRE HEALTHCARE TAMARAC		75	1	1%	76
FINLAY CLINICAL LABORATORY INC		28	48	63%	76
ST MARK ASSISTED LIVING CENTER	1	63	11	15%	75
VILLAGE DOCTORS OF KEYSTONE		63	12	16%	75
GOOD SAMARITAN SOCIETY OF DELAND		72	3	4%	75
BOCA GRANDE HEALTH CLINIC		72	3	4%	75
DOCTORS MEMORIAL HOSPITAL		30	44	59%	74
FAST TRACK URGENT CARE CENTER - SOUTH TAMPA			74	100%	74
NOAH CLINICAL LABORATORY		63	11	15%	74
BOSTON RED SOX CLUB LP		74			74
RDV SPORTSPLEX PEDIATRICS		60	14	19%	74
WINDSOR REFLECTIONS		74			74
VIERA HOSPITAL			74	100%	74
SCOTT LAKE HEALTH AND REHABILITATION CENTER		71	2	3%	73
HEALTH CARE DISTRICT OF PALM BEACH COUNTY MAIN OFFICE	1	9	63	86%	73
HIALEAH SHORES NURSING AND REHAB CENTER		70	3	4%	73
CONSULATE HEALTH CARE - LAKE MARY		72	1	1%	73
LASER & SURGERY CENTER OF THE PALM BEACHES		73			73
FHMG FLORIDA HOSPITAL MEDICAL GROUP		59	14	19%	73
THE COURTYARD ASSISTED LIVING		70	3	4%	73
HALIFAX MEDICAL CENTER-PORT ORANGE LAB		62	11	15%	73
SARAPATH DIAGNOSTICS			72	100%	72
FLORIDA DEPARTMENT OF HEALTH IN POLK COUNTY		63	9	13%	72
FIRST CHOICE PRIMARY CARE		55	17	24%	72
PEDIATRICS IN BREVARD PA		65	7	10%	72
CATHOLIC HEALTH SYSTEM DEPT LABORATORY		70	1	1%	71
CONSULATE HEALTH CARE OF SARASOTA		71			71
JOHN KNOX VILLAGE OF FLORIDA ALF	1	70			71
AMMON LABS		61	10	14%	71
Madison Health and Rehabilitation Center		41	30	42%	71
DIAGNOSTIC LABORATORY OF OKLAHOMA		58	13	18%	71
ADVANCED LAB		67	4	6%	71
ADVENT HEALTH - ORLANDO		59	11	16%	70
HIGHLANDS MEDICAL CENTER		68	2	3%	70
HAVEN OF OUR LADY OF PEACE INC		70			70
Highlands Regional Hospital		63	7	10%	70
MD 365 MEDICAL CARE		69	1	1%	70
QPS, LLC		69	1	1%	70
SUNCOAST COMMUNITY HEALTH CENTERS PEDIATRICS		21	49	70%	70

COVID-19: testing by laboratory

Data through Dec 6, 2020 verified as of Dec 7, 2020 at 09:25 AM

Data in this report are provisional and subject to change.

The numbers in the table below represent the number of Florida and non-Florida residents for whom test results were received by the Department of Health. A person can be tested by more than one laboratory and can have both positive and negative results. **Therefore, the sum of the numbers in each column will be larger than the total number of people tested.**

Reporting lab	Inconclusive	Negative	Positive	Percent positive	Total
SOUTH BALDWIN MEDICAL CENTER GULF SHORES		58	12	17%	70
BROWARD HEALTH CORAL SPRINGS EPIDEMIOLOGY DEPT		1	69	99%	70
MAGNOLIA DIAGNOSTIC		1	69	99%	70
ADVENT HEALTH CENTRA CARE - ORANGE CITY		4	66	94%	70
MEMORIAL MANOR		70			70
JACKSONVILLE KIDS PEDIATRICS, PLLC		60	10	14%	70
BROWARD HEALTH MEDICAL CENTER		3	66	96%	69
HERITAGE HEALTHCARE AND REHABILITATION CENTER		69			69
DELTONA HEALTH CARE		55	14	20%	69
GRANDE, THE		66	3	4%	69
DAYSPRING VILLAGE		68	1	1%	69
CRONOS CLINICAL LABORATORY	1	66	2	3%	69
SIMED LABORATORY		57	12	17%	69
MEDFAST URGENT CARE CENTERS LLC		12	56	82%	68
AMELIA MEDICAL CARE		2	66	97%	68
SUNCOAST OPTIMAL WELLNESS		23	45	66%	68
LAKEVIEW TERRACE RETIREMENT COMMUNITY		66	2	3%	68
THE WELLNESS CENTER AT LAKEWOOD RANCH			68	100%	68
24/7 PEDIATRIC CARE CENTERS INC		65	3	4%	68
MIDWAY PRIMARY CARE, LLC		67	1	1%	68
AMERICA'S PHARMACY LLC		60	7	10%	67
VILLAS OF HOLLY BROOK - BRADENTON 14TH		67			67
HEARTLAND PEDIATRICS OF LAKE WALES		60	7	10%	67
CSL PLASMA		18	49	73%	67
FAMILY HEALTH CENTERS OF SWF LABS		53	14	21%	67
AEL- MEMPHIS		17	50	75%	67
MEDICAL CENTER CLINIC-IMMEDIATE CARE		62	5	7%	67
PROMEDICA LABORATORIES		20	47	70%	67
TREASURE COAST MEDICAL ASSOCIATES		2	65	97%	67
ManorCare Health Services-Palm Harbor		66			66
MEDEX MEDICAL EXPRESS OF PALATKA			66	100%	66
CHILDRENS MEDICAL ASSOCIATION		58	8	12%	66
ERIE COUNTY MEDICAL CTR CLINICAL LABS		65	1	2%	66
SEASIDE HEALTH AND REHABILITATION CENTER		11	55	83%	66
ANCIENT CITY PEDIATRICS		64	1	2%	65
STONY BROOK UNIVERSITY MEDICAL CENTER		58	7	11%	65
VILLAGE PLACE NH LLC		47	18	28%	65
LIFE BRITE		64	1	2%	65
JACKSONVILLE NURSING AND REHAB CENTER		65			65
OAKHURST CENTER		65			65
ADVENT HEALTH CENTRA CARE - WINTER GARDEN		12	52	81%	64
SOUTH GEORGIA MEDICAL CENTER		48	16	25%	64
WATERMARK LAKE POINTE WOODS LLC		64			64
WESLEY HAVEN VILLA		64			64
LABFIRST - DEPARTMENT OF PATHOLOGY		63	1	2%	64
WELLNOW URGENT CARE PC		64			64
SIGNATURE HEALTHCARE OF PORT CHARLOTTE		64			64

COVID-19: testing by laboratory

Data through Dec 6, 2020 verified as of Dec 7, 2020 at 09:25 AM

Data in this report are provisional and subject to change.

The numbers in the table below represent the number of Florida and non-Florida residents for whom test results were received by the Department of Health. A person can be tested by more than one laboratory and can have both positive and negative results. **Therefore, the sum of the numbers in each column will be larger than the total number of people tested.**

Reporting lab	Inconclusive	Negative	Positive	Percent positive	Total
HAVEN OF OUR LADY OF PEACE		64			64
CENTERSTONE OF FLORIDA☐		61	3	5%	64
OUT OF STATE		40	24	38%	64
MEMORY CARE OF NAPLES		64			64
PALMS MEDICAL GROUP HIGH SPRINGS		58	6	9%	64
PLANTATION GENERAL HOSPITAL CLINICAL LAB		26	37	59%	63
Solaris Healthcare Lake Bennet		56	7	11%	63
APC PEDIATRICS AT RYE ROAD MEDICAL PARK		63			63
Advent health care center Celebration		61	2	3%	63
SUN COUNTRY PEDIATRICS PLLC	5	53	5	8%	63
EISENHOWER ARMY MEDICAL CENTER		59	4	6%	63
WADSWORTH HEALTH CENTER		60	3	5%	63
HEALTH FIRST - PALM BAY HOSPITAL		2	61	97%	63
Emory L Bennett State Veterans Nursing Home		62	1	2%	63
PINELLAS CARE CENTER		45	18	29%	63
CONEY ISLAND HOSPITAL		62	1	2%	63
Concordia Village of Tampa AL		62			62
RIDGEWOOD DIAGNOSTIC LABORATORY		60	2	3%	62
DE LUNA HEALTH AND REHABILITATION CENTER		62			62
ASSOCIATED CLINICAL LABORATORIES		57	5	8%	62
CLYDE E LASSEN STATE VETERANS NURSING HOME		56	6	10%	62
LAB PLUS, LLC AT SAINT THOMAS WEST HOSPITAL		48	14	23%	62
JOSEPH L MORSE GERIATRIC CENTER	2	59	1	2%	62
EMERALD COAST HOSPICE		60	1	2%	61
FLOMEDILAB		19	42	69%	61
BROOKDALE OVIEDO		60	1	2%	61
LAKE VIEW CARE CENTER AT DELRAY		60	1	2%	61
CL BRUMBACK PRIMARY CARE CLINICS		16	45	74%	61
CITRUS MEMORIAL HEALTH SYSTEM LAB		2	59	97%	61
AFC URGENT CARE CLEARWATER		27	34	56%	61
NEMOURS CHILDREN'S PRIMARY CARE		51	10	16%	61
LPG COCONUT POINT		48	12	20%	60
ARBOR GLEN AT ARBOR TRACE		57	3	5%	60
FAST TRACK URGENT CARE CENTER - BRANDON			60	100%	60
CENTRAL BALDWIN IMMEDIATE CARE & FAMILY PRACTICE		47	13	22%	60
KORGENE LAB		18	42	70%	60
EXACT SCIENCES LABORATORIES, LLC		15	45	75%	60
ADVENT HEALTH CENTRA CARE - KISSIMMEE		25	34	58%	59
QUEENS HOSPITAL CENTER		58	1	2%	59
HUNTSVILLE HOSPITAL LABORATORY		44	15	25%	59
BAY VUE NURSING AND REHABILITATION CENTER		58	1	2%	59
PLAZA OF HALLANDALE BEACH		59			59
SPRINGS AT LAKE POINTE WOODS		58	1	2%	59
Fernandina Beach Rehabilitation and Nursing Center		59			59
USF HEALTH MORSANI CENTER		5	53	91%	58
MOLECULAR TESTING LABS		25	33	57%	58
F&T MEDICAL RESEARCH, INC		58			58

COVID-19: testing by laboratory

Data through Dec 6, 2020 verified as of Dec 7, 2020 at 09:25 AM

Data in this report are provisional and subject to change.

The numbers in the table below represent the number of Florida and non-Florida residents for whom test results were received by the Department of Health. A person can be tested by more than one laboratory and can have both positive and negative results. **Therefore, the sum of the numbers in each column will be larger than the total number of people tested.**

Reporting lab	Inconclusive	Negative	Positive	Percent positive	Total
MINUTECLINIC DIAGNOSTIC OF SOUTH CAROLINA, LLC		52	6	10%	58
ADVANCED AMBULATORY SURGERY CENTER		55	3	5%	58
STONY BROOK SOUTHAMPTON		57	1	2%	58
SUPERIOR RESIDENCES OF PANAMA CITY BEA		58			58
Margate Health and Rehabilitation Center		56	2	3%	58
INTERNAL LAB		50	8	14%	58
THE CANOPY AT BERRYHILL		58			58
MIAMI BEACH COMMUNITY HEALTH CENTER			58	100%	58
ASCENSION SACRED HEART BAY LABORATORY		54	3	5%	57
KAPG FLEMING ISLAND SENIOR HOUSING OPCO LLC	1	56			57
MORSELIFE MEMORY CARE RESIDENCE		56	1	2%	57
MILLENIUM PHYSICIANS GROUP		1	56	98%	57
AMERICAN FAMILY MEDICAL		48	9	16%	57
ST VINCENT'S BIRMINGHAM		55	2	4%	57
EAST ALABAMA MEDICAL CENTER LABORATORY		49	8	14%	57
ASCENSION MEDICAL GROUP		1	56	98%	57
GEORGIA DEPARTMENT OF PUBLIC HEALTH		1	56	98%	57
ADVENT HEALTH CENTRA CARE - POINCIANA		19	38	67%	57
Courtyards of Orlando Care Center		57			57
DAIRY ROAD URGENT CARE		29	27	48%	56
ISLAND COAST PEDIATRICS		55	1	2%	56
EXCEL PEDIATRICS		40	16	29%	56
PATRIOT MEDICAL LABORATORIES		54	2	4%	56
ATRIUM AT LIBERTY PARK		55	1	2%	56
MILLER BIOCONNECT		43	13	23%	56
Heartland Healthcare of Ft. Myers		55			55
BIODESIX, INC.		43	12	22%	55
SONATA HUNTERS CREEK		47	8	15%	55
NORTH PORT REHABILITATION AND NURSING CENTER		54	1	2%	55
UNITED LABORATORY SERVICES CORPORATION		38	16	30%	54
SARASOTA CO. HEALTH DEPT # 58		40	14	26%	54
EMBRY RIDDLE AERONAUTICAL UNIVERSITY HEALTH SERVICES			54	100%	54
CLERMONT HEALTH AND REHAB		40	14	26%	54
TIFFANY HALL NURSING AND REHAB		44	10	19%	54
PHYSICIAN PARTNERS PERRY		34	20	37%	54
WIREGRASS DIRECT PRIMARY CARE PLLC		48	6	11%	54
MED EXPRESS		4	50	93%	54
NATURE COAST MEDICAL GROUP		45	8	15%	53
DOUGLAS T JACOBSON STATE VETERANS HOME		53			53
CENTRA CARE - CONWAY		20	33	62%	53
DISCOVERY VILLAGE AT MELBOURNE		52	1	2%	53
Solaris HealthCare Windermere		51	2	4%	53
POINTE, THE		51	2	4%	53
MD LABS		31	22	42%	53
MINNESOTA TWINS		51	2	4%	53
BENTON HOUSE AT OAKLEAF		51	2	4%	53
AVON PARK PEDIATRICS INC		46	6	12%	52

COVID-19: testing by laboratory

Data through Dec 6, 2020 verified as of Dec 7, 2020 at 09:25 AM

Data in this report are provisional and subject to change.

The numbers in the table below represent the number of Florida and non-Florida residents for whom test results were received by the Department of Health. A person can be tested by more than one laboratory and can have both positive and negative results. **Therefore, the sum of the numbers in each column will be larger than the total number of people tested.**

Reporting lab	Inconclusive	Negative	Positive	Percent positive	Total
DBI HEALTH INC		50	2	4%	52
SPRING HILL HEALTH AND REHABILITATION CENTER		40	12	23%	52
PARKSIDE INN		52			52
LABCORP RTP		27	25	48%	52
LUIS A GHIGLINO MD PA		52			52
FAST TRACK URGENT CARE CENTER - WESLEY CHAPEL			52	100%	52
PINES OF SARASOTA		52			52
ADVENT HEALTH		49	3	6%	52
GENPATH			52	100%	52
MOBILE PHYSICIAN SERVICES INC		51	1	2%	52
VILLA MARIA WEST SKILLED NURSING FACILITY		45	6	12%	51
NXGEN MDX		19	32	63%	51
NO FLORIDA PEDIATRICS, PA		50	1	2%	51
WASHINGTON REHABILITATION AND NURSING CENTER		51			51
EXPRESS URGENT CARE LLC		1	50	98%	51
WHITE WILSON MEDICAL IMMEDIATE CARE NICEVILLE			51	100%	51
EAGLES WATCH CLUSTER		42	9	18%	51
UNIVERSITY OF NORTH FLORIDA STUDENT HEALTH		48	3	6%	51
GOOD SAMARITAN CENTER		50			50
GULFVIEW MEDICAL INSTITUTE		50			50
CHILDRENS MEDICAL ASSOCIATION PA		38	12	24%	50
GATEWAY CARE CENTER		50			50
SOLARIS SENIOR LIVING NORTH NAPLES		48	1	2%	49
INTERLACHEN PEDIATRICS PA		48	1	2%	49
SUNY UPSTATE MEDICAL UNIVERSITY		45	4	8%	49
ROSECASTLE OF CITRUS		49			49
GV NAPLES OPCO, LLC		49			49
AMEERAH LABS, LLC		38	11	22%	49
USF		1	48	98%	49
BORLAND GROOVER CLINIC	1	40	8	16%	49
VETERANS AFFAIRS MEDICAL CENTER - GULF COAST		27	22	45%	49
MD 365 MEDICAL CARE PLLC		49			49
NITE LITE PEDIATRICS - PORT ST. LUCIE		42	7	14%	49
WILSON MEMORIAL REGIONAL MEDICAL CENTER		47	2	4%	49
FAMILY HEALTH CENTERS OF SOUTHWEST FLORIDA INC		31	18	37%	49
BIOIQ			48	100%	48
BAY CENTER HURRICANE SHELTER		48			48
SONATA BOCA RATON		47	1	2%	48
PHYSICIANS PRIMARY CARE OF SOUTHWEST FLORIDA		39	9	19%	48
ALL FLORIDA FAMILY AND SPORTS MEDICINE		43	5	10%	48
GULF COAST MEDICAL CENTER		46	2	4%	48
AFC PHYSICIANS OF FLORIDA		37	11	23%	48
SNH BRFL TENANT LLC		47			47
NORTH FLORIDA PEDIATRICS PA - DUVAL		46	1	2%	47
CLEVELAND CLINIC FOUNDATION		11	36	77%	47
EAST NEW YORK DIAGNOSTIC AND TREATMENT		44	3	6%	47
ALLEGRO		47			47

COVID-19: testing by laboratory

Data through Dec 6, 2020 verified as of Dec 7, 2020 at 09:25 AM

Data in this report are provisional and subject to change.

The numbers in the table below represent the number of Florida and non-Florida residents for whom test results were received by the Department of Health. A person can be tested by more than one laboratory and can have both positive and negative results. **Therefore, the sum of the numbers in each column will be larger than the total number of people tested.**

Reporting lab	Inconclusive	Negative	Positive	Percent positive	Total
SOFT CELL LABORATORIES		44	3	6%	47
ADVENT HEALTH - PALM COAST			47	100%	47
ADVENT HEALTH CENTRA CARE - EAST ORLANDO		21	26	55%	47
SOMERBY LAKE NONA		46	1	2%	47
ALLIANCE PEDIATRICS		24	23	49%	47
INTERLAB		1	46	98%	47
GENEDX		36	11	23%	47
PRIMARY CARE SOUTH INC			47	100%	47
HOBDARI FAMILY HEALTH LLC		32	14	30%	46
EAST MANATEE FAMILY	1	1	44	96%	46
Nspire Health Care Kendall		45	1	2%	46
TRINITY AL SENIOR HOUSING LLC		44	2	4%	46
CANOPY ON BERRYHILL, THE		41	5	11%	46
HUNTINGTON HOSPITAL LABORATORY		45	1	2%	46
NORTH PINELLAS STATMED QUICK QUALITY CLINICS		5	41	89%	46
H LEE MOFFITT CANCER CENTER MICRO		46			46
IQBAL A FARUQUI MD		39	7	15%	46
ST. CLOUD MEDICAL GROUP		46			46
PREMIER PLACE HEALTHCARE AT THE GLENVIEW		46			46
HARTFORD HEALTH SERVICES LLC		46			46
SOUTHPORT SQUARE HARBOUR HEALTH		45			45
CHILDREN'S HOSPITAL OF ALABAMA		44	1	2%	45
S-H THIRTY-FIVE OPCO- PORT ST LUCIE, LLC	1	44			45
URGENT CARE TCMA			45	100%	45
ST FRANCIS HOSPITAL		39	6	13%	45
LENOX HILL HOSPITAL		41	4	9%	45
ADVENTHEALTH MEDICAL GROUP FAMILY MEDICINE AT		38	7	16%	45
NORTH SHORE UNIVERSITY HOSPITAL LABORATORY		42	3	7%	45
UNIVERSITY OF CENTRAL FLORIDA HEALTH SERVICES		45			45
ALEXANDER NININGER STATE VETERANS		44			44
ADVENT HEALTH - LAKE NONA		38	6	14%	44
Solaris Senior Living North Naples ALF		39	5	11%	44
ESTERO ISLAND MEDICAL CENTER		34	10	23%	44
PHYSICIANS STAT LAB INC		35	9	20%	44
FHMG LAKE MARY PEDS		39	5	11%	44
DAYSPRING SENIOR LIVING LLC		44			44
MOOSEHAVEN LIFE CARE CENTER		44			44
PEDIATRICS OF CENTRAL FLORIDA – SAINT CLOUD	2	40	2	5%	44
ALLIANCE OF PHYSICIANS AGAINST COVID-19			44	100%	44
PHYSICIANS REGIONAL MEDICAL CENTER - PINE RIDGE		18	26	59%	44
VISITING PHYSICIANS ASSOCIATION		40	4	9%	44
INDIGO MANOR		15	29	66%	44
SANDY RIDGE CENTER FOR REHABILITATION AND HEALING		42	2	5%	44
BROAD INSTITUTE CLINICAL SEQUENCING RESEARCH PLATFORM	1	39	4	9%	44
ADVENT HEALTH CENTRA CARE - SAND LAKE		17	27	61%	44
SMA LAB		6	37	86%	43
ARDEN COURTS OF LARGO FL, LLC		40	3	7%	43

COVID-19: testing by laboratory

Data through Dec 6, 2020 verified as of Dec 7, 2020 at 09:25 AM

Data in this report are provisional and subject to change.

The numbers in the table below represent the number of Florida and non-Florida residents for whom test results were received by the Department of Health. A person can be tested by more than one laboratory and can have both positive and negative results. **Therefore, the sum of the numbers in each column will be larger than the total number of people tested.**

Reporting lab	Inconclusive	Negative	Positive	Percent positive	Total
ADVENT HEALTH - LAKE MARY		35	8	19%	43
TGH URGENT CARE – SEMINOLE			43	100%	43
BRANCH MEDICAL CLINIC			43	100%	43
HEALTH FIRST - CAPE CANAVERAL HOSPITAL		1	42	98%	43
ARCPOINTS LABS		37	5	12%	42
HARBORCHASE OF VERO BEACH		39	3	7%	42
CRAIG BERGER MD PL D/B/A BAY AREA EYE INSTITUTE		42			42
QUOTIENT SCIENCES			42	100%	42
ORLANDO HEALTH CENTER FOR REHABILITATION		42			42
QUICK CARE MED		34	8	19%	42
TROY REGIONAL MEDICAL CENTER		34	8	19%	42
CHILDREN MED CARE INC		40	2	5%	42
PROMPT CARE OF CENTRAL FLORIDA			42	100%	42
J FRANK AVEY MD		32	10	24%	42
FAMILY EXTENDED CARE OF CENTRAL TAMPA		42			42
KENDALL REGIONAL MEDICAL CENTER LAB	3		39	93%	42
MICRO PATH LABORATORIES INC		40	1	2%	41
ALTERNATIVE LIVING, INC DBA TWIN CITIES PAVILION		41			41
WORKPLACE SCREENING INTELLIGENCE			41	100%	41
FG RAPID RESULTS		31	10	24%	41
ADVENT HEALTH - MOUNT DORA		6	35	85%	41
The Grove Health and Rehabilitation		28	13	32%	41
PEDIATRICS OF CENTRAL FLORIDA KISSI		33	8	20%	41
HEALTH PARK CARE CENTER		41			41
ADVENT HEALTH CENTRA CARE - HUNTERS CREEK		7	34	83%	41
FLORIDA HOSPITAL NEW SMYRNA		4	37	90%	41
ORLANDO HEALTH AND REHAB CENTER		6	35	85%	41
URGENT CARE EXPRESS LLC			41	100%	41
Sunnyside Nursing Home		39	2	5%	41
RITECARE MED CTR H			41	100%	41
BAPTIST MEDICAL CENTER SOUTH		30	11	27%	41
Crystal Health & Rehab Center		40			40
CENTURY CENTER FOR REHABILITATION & HEALING		29	11	28%	40
PRIDE DIAGNOSTICS		24	16	40%	40
ATLANTIC URGENT CARE		23	17	43%	40
AMA MEDICAL GROUP LLC		35	5	13%	40
CITRUS MEMORIAL HOSPITAL			39	100%	39
WINTER GARDEN REHAB AND NURSING CENTER		39			39
BioReference Laboratories, Inc		6	33	85%	39
CRUCIAL CARE EMERGENCY MEDICINE DOCTORS		31	8	21%	39
PALMS EDGE		38	1	3%	39
PEDIATRIC ASSOCIATES OF OCALA PA		37	2	5%	39
FLORIDA DEPARTMENT OF HEALTH IN LAKE COUNTY		31	8	21%	39
CLINICAL RESEARCH SEQUENCING PLATFORM		8	31	79%	39
PEDIATRIC CARE CENTER- JACKSONVILLE BEACH		11	28	72%	39
ALTRU DIAGNOSTICS INC		34	5	13%	39
RDX BIOSCIENCE			39	100%	39

COVID-19: testing by laboratory

Data through Dec 6, 2020 verified as of Dec 7, 2020 at 09:25 AM

Data in this report are provisional and subject to change.

The numbers in the table below represent the number of Florida and non-Florida residents for whom test results were received by the Department of Health. A person can be tested by more than one laboratory and can have both positive and negative results. **Therefore, the sum of the numbers in each column will be larger than the total number of people tested.**

Reporting lab	Inconclusive	Negative	Positive	Percent positive	Total
LECONTE MEDICAL CENTER LAB		30	9	23%	39
REGENTS PARK OF BOCA RATON☐		36	2	5%	38
FLORIDA HEALTH CARE		5	33	87%	38
SOUTHEAST ALABAMA MEDICAL CENTER			38	100%	38
FIRST CHOICE URGENT CARE		10	28	74%	38
NO FLORIDA PEDIATRICS, PA - BRADFORD		32	6	16%	38
POPLAR HEALTHCARE PLLC	1	11	26	68%	38
DIAGNOSTIC & CLINICAL CARE SERVICES INC DBA		34	4	11%	38
BAY COUNTY JAIL ANNEX		33	5	13%	38
RAINBOW PEDIATRICS PC LLC / BREAKFAST POINT		38			38
ROCKLEDGE REGIONAL MEDICAL CENTER		30	8	21%	38
PEDIATRICS BY THE SEA		38			38
CAPITAL REGIONAL MEDICAL CENTER		2	36	95%	38
BAY EDUCATORS WELLNESS CENTER		22	16	42%	38
PARAMOUNT URGENT CARE INC		13	25	66%	38
CORAL GABLES NURSING & REHABILITATION CENTER		32	6	16%	38
Cross Landings Health and Rehabilitation		38			38
FLORIDA MEDICAL CLINIC PA		35	3	8%	38
CHAUTAUQUA REHABILITATION AND NURSING CENTER		37	1	3%	38
HOMEWOOD RESIDENCE AT FREEDOM PLAZA		37	1	3%	38
MEDICAL CENTER OF DELTONA, INC		28	10	26%	38
BRONX LEBANON HOSPITAL-MEDICAL CENTER		36	2	5%	38
FAMILY EXTENDED CARE OF WINTER HAVEN		38			38
Q ANSWER LAB	1	10	27	71%	38
ONE MILO		37			37
MED COMP SCIENCES			37	100%	37
WINDSOR OAKS		37			37
BIG BOCA SMILES LLC☐		36	1	3%	37
AMERICAN HOUSE-BONITA SPRINGS☐		37			37
UNIVERSITY OF ALABAMA		34	3	8%	37
PONCE THERAPY CARE CENTER		34	3	8%	37
PALM BAY URGENT CARE		11	26	70%	37
BOULEVARD REHABILITATION CENTER		24	13	35%	37
PRECISION HEALTH SOLUTIONS LAB		9	28	76%	37
BRASHEAR'S VITAL CARE CORP			37	100%	37
NEW YORK PRESBYTERIAN - QUEENS DIAGNOSTIC		36	1	3%	37
A COUNTRY PLACE ASSISTED LIVING FACILITY		37			37
SUMMIT AT VENICE	2	35			37
ELMCROFT OF BELLA VITA☐		33	3	8%	36
FHMG_CTR FOR SENIOR HEALTH		31	5	14%	36
STUART URGENT CARE			36	100%	36
BVL/LITTLE ANGEL PEDIATRICS		36			36
SUMMER VISTA ASSISTED LIVING		33	3	8%	36
REDI MED LLC			36	100%	36
FARAH MEDICAL		36			36
SENIOR LIVING VII TAMPA LLC☐	1	30	5	14%	36
MANORCARE HEALTH SERVICES - VENICE		28	8	22%	36

COVID-19: testing by laboratory

Data through Dec 6, 2020 verified as of Dec 7, 2020 at 09:25 AM

Data in this report are provisional and subject to change.

The numbers in the table below represent the number of Florida and non-Florida residents for whom test results were received by the Department of Health. A person can be tested by more than one laboratory and can have both positive and negative results. **Therefore, the sum of the numbers in each column will be larger than the total number of people tested.**

Reporting lab	Inconclusive	Negative	Positive	Percent positive	Total
NEXT MOLECULAR ANALYTICS		6	30	83%	36
STEINHATCHEE FAMILY MEDICAL CENTER		31	4	11%	35
PLYMOUTH HOME FOR ADULTS, INC.	7	27	1	3%	35
IRL		4	31	89%	35
Guardian Care Nursing and Rehabilitation Center		35			35
SARATOGA HOSPITAL LABORATORY		33	2	6%	35
CATALYST WALK IN CLINIC		26	9	26%	35
ISLAND URGENT CARE PLLC DBA AFC URGENT CARE		34	1	3%	35
FAMILY CARE PARTNERS OF NORTHEAST FLORIDA LLC		11	24	69%	35
PALMETTO FAMILY HEALTHCARE		8	27	77%	35
CENTRA CARE – APOPKA			35	100%	35
BOND CLINIC PA		6	29	83%	35
P23 LABS		35			35
ROCHESTER GENERAL HOSPITAL LABORATORY		34	1	3%	35
LAKELAND REGIONAL HEALTH LAKE MIRIAM		3	32	91%	35
PALM RIVER COMMUNITY HEALTH CENTER		30	5	14%	35
ADVENT HEALTH - FISH MEMORIAL		2	33	94%	35
CABANA AT JENSEN DUNES, THE		35			35
BAYSHORE PATHOLOGY		34	1	3%	35
LOURDES HOSPITAL INC		33	2	6%	35
HUNT CLUB PEDIATRIC ASSOCIATES PA		28	6	18%	34
REDI-MED WALK-IN FAMILY CARE			34	100%	34
DOH-WEST PALM BEACH BRANCH LABORATORY		2	32	94%	34
EXPERTUS LABORATORIES INC		13	21	62%	34
ALTAMONTE PEDIATRIC ASSOCIATES		30	4	12%	34
FAMILY EXTENDED CARE OF SEBRING INC		31	2	6%	33
TGH URGENT CARE – TYRONE		1	32	97%	33
CATHOLIC HEALTH SERVICES REGIONAL LAB		29	4	12%	33
Darcy Hall Of Life Care		33			33
FAMILY CARE PARTNERS OF NE FLORIDA LLC		11	22	67%	33
PINNACLES PEDS CARE PA		33			33
PREDICTIVE LABORATORIES, INC		31	2	6%	33
KAPG ST AUGUSTINE SENIOR HOUSING OPCO LLC		33			33
ADVENT HEALTH - ALTAMONTE SPRINGS		28	5	15%	33
CHERRY OAK PALM BEACH COUNTY		33			33
ACCURATE DIAGNOSTIC LAB		32	1	3%	33
Kensington Gardens		33			33
AHSE ROP		32	1	3%	33
BOND CLINIC		3	30	91%	33
PALMS FACILITY INC		33			33
FOUNTAIN INN NURSING & REHABILITATION CTR, INC		31	2	6%	33
AYERS NURSING AND REHABILITATION CENTER		33			33
VIPEDIATRICS PLLC		31	2	6%	33
QHC UPSTATE MEDICAL PC		28	5	15%	33
SANFORD MOBILE LAB PGA TOUR		32	1	3%	33
JUPITER MEDICAL CENTER URGENT CARE			32	100%	32
RASHDA ALBIBI M.D. P.A.		30	2	6%	32

COVID-19: testing by laboratory

Data through Dec 6, 2020 verified as of Dec 7, 2020 at 09:25 AM

Data in this report are provisional and subject to change.

The numbers in the table below represent the number of Florida and non-Florida residents for whom test results were received by the Department of Health. A person can be tested by more than one laboratory and can have both positive and negative results. **Therefore, the sum of the numbers in each column will be larger than the total number of people tested.**

Reporting lab	Inconclusive	Negative	Positive	Percent positive	Total
WESTMINSTER ST AUGUSTINE		32			32
ADVENTIST HEALTH SYSTEM FLORIDA		25	7	22%	32
HOLZER HEALTH CENTER			32	100%	32
CEDAR CREEK AT KINGS BAY INC		32			32
BENTON HOUSE OF ST. JOHNS		32			32
WELL HEALTH WORKS		31	1	3%	32
ST. MARYS MEDICAL CENTER		1	31	97%	32
MISSION OAKS ASSISTED LIVING□		31	1	3%	32
BIOFIRE		7	25	78%	32
ST AUGUSTINE PEDIATRIC ASSOC		30	2	6%	32
STEWARD MEDICAL GROUP			32	100%	32
COOPER FAMILY MEDICAL, PLLC		26	5	16%	31
COLLIER HMA PHYSICIAN MANAGEMENT LLC		26	5	16%	31
DB MD		28	3	10%	31
DOH		17	14	45%	31
VILLAGE PEDIATRICS LLC		25	6	19%	31
Peninsula Care and Rehab		30	1	3%	31
CLARE BRIDGE OF SARASOTA		31			31
GRAND OAKS OF JENSEN BEACH LLC□		31			31
BAPTIST PRIMARY CARE, INC		29	2	6%	31
PROJECT HEALTH INC		25	6	19%	31
DISCOVERY COMMONS AT BRADENTON		31			31
FLORIDA DEPARTMENT OF HEALTH CLAY COUNTY		2	29	94%	31
MOLECULAR DIAGNOSTICS		1	30	97%	31
PRMG - EAST NAPLES		23	8	26%	31
PHYSICIAN ASSOCIATES LLC		26	5	16%	31
ADVENT HEALTH - LAKE WALES		23	8	26%	31
CHIPOLA MEDICAL ASSOCIATES, LLC		20	10	33%	30
ECOLAB GROUP		6	24	80%	30
PHOSPHORUS DIAGNOSTICS		27	3	10%	30
HERITAGE WATERSIDE		27	3	10%	30
BAYFRONT MEDICAL		23	7	23%	30
BAPTIST PRIMARY CARE INC		24	6	20%	30
CENTRAL FLORIDA HEALTHCARE GROUP LLC		28	2	7%	30
MID FLORIDA PATHOLOGY LLC MOBILE UNIT #4		18	12	40%	30
LEESBURG PEDIATRICS		28	2	7%	30
AMEERAH LABS			30	100%	30
REGENCY PARK ASSISTED LIVING FACILITY		29	1	3%	30
SPRINGS AT BOCA CIEGA BAY,THE		29			29
WESTWOOD HEALTHCARE SNF		29			29
PEDIATRIC SPECIALISTS MEDICAL GROUP□	1	27	1	3%	29
SONNIS PEDIATRICS PA		29			29
RIVER TOWN DIAGNOSTIC LLC		12	17	59%	29
ESCAMBIA COUNTY JAIL		16	13	45%	29
NEOGENOMICS LABORATORIES INC		29			29
PALM BAY PEDIATRICS		18	11	38%	29
FLORIDA HOSPITAL		21	8	28%	29

COVID-19: testing by laboratory

Data through Dec 6, 2020 verified as of Dec 7, 2020 at 09:25 AM

Data in this report are provisional and subject to change.

The numbers in the table below represent the number of Florida and non-Florida residents for whom test results were received by the Department of Health. A person can be tested by more than one laboratory and can have both positive and negative results. **Therefore, the sum of the numbers in each column will be larger than the total number of people tested.**

Reporting lab	Inconclusive	Negative	Positive	Percent positive	Total
MINUTECLINIC DIAGNOSTIC OF RHODE ISLAND, LLC #1544		28	1	3%	29
LabCorp L#09258130 M#09258125		12	17	59%	29
WESTWOOD NURSING AND REHABILITATION		28	1	3%	29
PATRICK AIR FORCE BASE		1	28	97%	29
PERSONAL PEDIATRICS		26	3	10%	29
UNIV OF ROCHESTER-STRONG MEMORIAL HOSP		28	1	3%	29
WUESTHOFF MEMORIAL HOSPITAL			29	100%	29
P4CLINICAL	3	2	24	83%	29
BROWARD HEALTH MEDICAL CENTER CLINICAL LAB			29	100%	29
PECONIC BAY MEDICAL CENTER LABORATORY		24	5	17%	29
VETERANS HOME			29	100%	29
SANDY PINES		26	2	7%	28
COLOR GENOMICS, INC.		26	2	7%	28
GRAND ST PAUL CVS		28			28
ELLENTON PEDIATRICS PA		25	3	11%	28
BOND CLINIC, PA		17	11	39%	28
GUEST HOUSE OCALA, THE		28			28
LONGLEAF DIAGNOSTIC LABORATORIES		3	25	89%	28
STEWART SEBASTIAN RIVER MEDICAL CENTER		23	5	18%	28
LATE HOURS URGENT CARE		15	13	46%	28
ACTIVE SENIOR LIVING		26	2	7%	28
SH HERON EAST LLC		28			28
PALM GARDEN OF JACKSONVILLE		27	1	4%	28
MIRACLE HILL NURSING & REHABILITATION CENTER INC		26	2	7%	28
TRADITIONAL HOME CARE INC		28			28
FLORIDA PEDIATRIC GROUP		5	23	82%	28
HENDRY REGIONAL MEDICAL CENTER CLINICAL LABORATORY		27	1	4%	28
IPSUM DIAGNOSTICS			28	100%	28
TRADITIONAL HOME HEALTH OF PALM BEACH INC		28			28
AMERICAN HOUSE COCONUT POINT		26	2	7%	28
FLORIDA HEALTH CARE DELAND			28	100%	28
BALMORAL TENANT SERVICES INC		28			28
HR SARASOTA OPERATOR LLC		19	9	32%	28
life Care Center of Melbourne		14	14	50%	28
PEDIATRICS IN BREVARD PA- ROCKLEDGE		22	6	21%	28
NAPLES PEDIATRICS INC		27	1	4%	28
MEDICAL CONSULTANTS OF FLORIDA LLC		27	1	4%	28
CDC		17	10	37%	27
OAKTREE HEALTHCARE			27	100%	27
JACKSONVILLE UNIVERSITY		25	2	7%	27
UCLA HEALTHCARE CLINICAL LABS		23	4	15%	27
Holistic Pediatrics Group LLC		25	2	7%	27
JACKSON HEALTH SYSTEM		1	26	96%	27
METRO KNOXVILLE HMA		22	5	19%	27
ADVANCED MEDICAL GROUP		1	26	96%	27
GRACE PEDIATRICS		18	9	33%	27
TGH URGENT CARE POWERED BY FAST TRACK			27	100%	27

COVID-19: testing by laboratory

Data through Dec 6, 2020 verified as of Dec 7, 2020 at 09:25 AM

Data in this report are provisional and subject to change.

The numbers in the table below represent the number of Florida and non-Florida residents for whom test results were received by the Department of Health. A person can be tested by more than one laboratory and can have both positive and negative results. **Therefore, the sum of the numbers in each column will be larger than the total number of people tested.**

Reporting lab	Inconclusive	Negative	Positive	Percent positive	Total
MAINSTREET FAMILY URGENT CARE		1	26	96%	27
BENTON HOUSE OF ST JOHNS		27			27
PONTE VEDRA GARDENS		26	1	4%	27
SUNCOAST LABS			27	100%	27
LOOP PEDIATRICS		22	4	15%	26
MEDEX MEDICAL EXPRESS OF PALATKA LLC			26	100%	26
MONCRIEF ARMY HEALTH CLINIC			26	100%	26
CENTRA CARE – LAKE NONA		3	23	88%	26
HEALTH FIRST - VIERA HOSPITAL		1	25	96%	26
MEDLOGIC LABORATORIES		3	23	88%	26
CARITHERS PEDIATRIC GROUP		18	8	31%	26
SANTA BARBARA CARE CENTER		16	10	38%	26
PENSACOLA PEDIATRICS, PA		23	3	12%	26
FAST TRACK URGENT CARE CENTER - SEMINOLE			26	100%	26
EC OPCO CARROLLWOOD LLC		20	6	23%	26
DOCTORS MEMORIAL FAMILY PRACTICE	2	20	4	15%	26
US MEDICAL CARE, INC		23	3	12%	26
PENNSYLVANIA DEPT OF HEALTH		19	7	27%	26
ARBOR OAKS AT TYRONE	1	25			26
NORTHWELL HEALTH PLAINVIEW HOSPITAL LABORATORY		23	3	12%	26
MARTIN ACQUISITION 1 LLC DBA		26			26
THE MINIER URGENT CARE		20	6	23%	26
IMA MEDICAL GROUP POINCIANA		12	14	54%	26
CLINICA HISPANA			26	100%	26
COMPREHENSIVE CHILDCARE		20	6	23%	26
WEST ISLIP URGENT CARE		26			26
SUNTREE INTERNAL MEDICINE		25			25
FAMILY CARE PARTNERS		15	10	40%	25
LITTLE PINE PEDIATRICS PLLC		25			25
SANITAS		4	21	84%	25
WOMENS CARE FLORIDA LABORATORY		25			25
ADVENTHEALTH EXPRESSCARE		23	2	8%	25
ADVENT HEALTH CENTRA CARE - LAKE BUTLER BOULEVARD			25	100%	25
HEARTLAND PEDIATRICS OF LAKE PLACID PA		19	6	24%	25
SEMINOLE SPORTS AND FAMILY MEDICINE		24	1	4%	25
NCH DOWNTOWN NAPLES HOSPITAL		1	24	96%	25
PENSACOLA DEVELOPMENTAL CENTER		9	16	64%	25
HOLISTIX TREATMENT CENTERS		22	3	12%	25
Palms at Ponte Vedra Assisted Livning and Memory Care		24	1	4%	25
ST. CLOUD HOSPITAL		20	5	20%	25
CARDIOLOGY AND MEDICINE ASSOCIATES		21	4	16%	25
SOMERBY OF SANTA ROSA BEACH		24	1	4%	25
CARENOW URGENT CARE - LAKE MARY			25	100%	25
URGENT CARE & WELLNESS CENTER		3	22	88%	25
CONNECTICUT DEPARTMENT OF HEALTH		22	3	12%	25
UNIPATH		18	7	28%	25
MED ONE AT SAINT AUGUSTINE		20	5	20%	25

COVID-19: testing by laboratory

Data through Dec 6, 2020 verified as of Dec 7, 2020 at 09:25 AM

Data in this report are provisional and subject to change.

The numbers in the table below represent the number of Florida and non-Florida residents for whom test results were received by the Department of Health. A person can be tested by more than one laboratory and can have both positive and negative results. **Therefore, the sum of the numbers in each column will be larger than the total number of people tested.**

Reporting lab	Inconclusive	Negative	Positive	Percent positive	Total
LAKE PARK OF MADISON		22	2	8%	24
MINUTECLINIC LLC # 3579		19	5	21%	24
WESTMINSTER WOODS ON JULINGTON CREEK		22	2	8%	24
NIGHT LITE PEDIATRICS CENTER LLC		8	16	67%	24
WAVE CREST HEALTH AND REHABILITATION CENTER		24			24
LABORATORY DYNAMICS		20	4	17%	24
TRUGENX		1	23	96%	24
VIERA DEL MAR HEALTH AND REHABILITATION CENTER		24			24
SAMANTHA WILSON CARE CENTER		24			24
AVENTIS BIO-SERVICES CTL		24			24
MEDCOMP SCIENCES			24	100%	24
COURTYARDS OF ORLANDO		24			24
CERTUS MTD OPCP LLC		24			24
HERITAGE OAKS ASSISTED LIVING & MEMORY CARE		20	4	17%	24
Life Care Center of Sarasota		16	8	33%	24
KINDRED HOSPITAL THE PALM BEACHES		22	2	8%	24
ZON BEACHSIDE LLC□		21	3	13%	24
WELLNOW URGENT CARE		23	1	4%	24
MEDIPATH LLC			24	100%	24
University Hills health and Rehabilitation		15	9	38%	24
WILLOWBROOKE COURT AT ST ANDREWS ESTATES		20	4	17%	24
EDEN AT CRESTVIEW		12	12	50%	24
SERENADES IN THE VILLAGES		23	1	4%	24
PRIME HEALTH OF NORTH PORT LLC		21	3	13%	24
NEW SMYRNA BEACH URGENT CARE			24	100%	24
OPPENHEIMER PLASTIC SURGERY LLC		22	2	8%	24
MADWAR		19	5	21%	24
MINUTE CLINIC INCORPORATE		19	5	21%	24
CDR MAGUIRE - MIAMI BEACH CC MISSION 17388		2	22	92%	24
THE CHAPPEL GROUP RESEARCH		24			24
FINNISH AMERICAN REST HOME-ALF		22	2	8%	24
UNION MEDICAL CARE		23			23
EGL GENETIC DIAGNOSTICS		1	22	96%	23
SENIOR HEALTH OF WINTER PARK DUNDEE		23			23
PARK WEST MEDICAL CENTER		22	1	4%	23
STATEN ISLAND UNIVERSITY HOSPITAL-POUCH		23			23
WEST VOLUSIA FAMILY AND SPORTS MEDICINE		23			23
NORTH FLORIDA PEDIATRICS		22	1	4%	23
PALM BEACH PEDIATRICS PA	1	20	2	9%	23
ADVENT HEALTH EXPRESS CARE		3	20	87%	23
REDI-MED WALK IN FAMILY CLINIC			23	100%	23
THE TERRACE OF JACKSONVILLE		3	20	87%	23
BELVEDERE COMMONS OF SUN CITY CENTER□		23			23
LITTLE NECK URGENT CARE		22	1	4%	23
MINUTECLINIC LLC # 0514		19	4	17%	23
MINUTECLINIC LLC #3635		22	1	4%	23
HEALTH CENTRAL PARK		23			23

COVID-19: testing by laboratory

Data through Dec 6, 2020 verified as of Dec 7, 2020 at 09:25 AM

Data in this report are provisional and subject to change.

The numbers in the table below represent the number of Florida and non-Florida residents for whom test results were received by the Department of Health. A person can be tested by more than one laboratory and can have both positive and negative results. **Therefore, the sum of the numbers in each column will be larger than the total number of people tested.**

Reporting lab	Inconclusive	Negative	Positive	Percent positive	Total
ISLAND COAST PEDIATRICS PA		22	1	4%	23
UNIVERSITY HILLS HEALTH AND REHABILITATION CENTER		18	5	22%	23
MINUTE CLINIC LLC		16	7	30%	23
MINUTE CLINIC LLC #2216		22	1	4%	23
SOUTHERN LABORATORY		6	17	74%	23
UF HEALTH NORTH JACKSONVILLE			23	100%	23
PALM HARBOR FAMILY PRACTICE & WALK-IN		13	10	43%	23
CENTRA CARE – SAND LAKE		1	22	96%	23
EXPRESS CARE OF BELLEVIEW		23			23
EVERLYWELL		14	9	39%	23
VILLAGE ON THE ISLE☐		21	2	9%	23
QUICK CARE MED LLC		20	2	9%	22
BAPTIST HEALTH SOUTH FLORIDA - WEST BOCA URGENT CARE			22	100%	22
ALZHEIMERS CARE CENTER OF VIERA LTD		8	14	64%	22
HENNEPIN COUNTY MEDICAL CENTER (HCMC)		12	10	45%	22
DIACARTA INC.		22			22
DAVID POSNACK JEWISH DAY SCHOOL		22			22
BOND CLINIC PA PEDIATRICS DEPT		20	2	9%	22
WUESTHOFF MEDICAL CENTER-MELBOURNE			22	100%	22
BIOREFERENCE LABORATORIES		1	21	95%	22
FIRST CHOICE PEDIATRICS LOOP		20	2	9%	22
FHMG- FLORIDA HOSPITAL MEDICAL GROUP		15	7	32%	22
MOBILE DIVISION LABORATORY		7	15	68%	22
FLORIDA PEDIATRICS		6	16	73%	22
NEMOURS CHILDREN'S CLINIC		22			22
MADISON COUNTY MEMORIAL HOSP		12	10	45%	22
PULMONARY SPECIALISTS OF THE PALM BEACHES		15	7	32%	22
KEY PRIMARY CARE			22	100%	22
MINUTECLINIC LLC #5214		21	1	5%	22
FHMG–FLORIDA HOSPITAL MEDICAL GROUP		19	3	14%	22
SUNQUEST		3	19	86%	22
BROOKDALE UNIVERSITY HOSPITAL		21	1	5%	22
PENSACOLA PEDIATRICS - PACE		16	6	27%	22
TAVARES PEDIATRICS		20	2	9%	22
NORTH FLORIDA INTERNAL MEDICINE PA		18	4	18%	22
GASTROENTEROLOGY ASSOCIATES OF PENSACOLA PA		20	1	5%	21
BOCA BIOLISTIC REFERENCE LAB			21	100%	21
ST JUDE CHILDRENS RESEARCH HOSPITAL		21			21
JAMES A HALEY VETERANS HOSPITAL			21	100%	21
VASSAR BROTHERS MEDICAL CENTER LABORATORY		20	1	5%	21
ADVENT HEALTH CENTRA CARE - APOPKA NORTH		10	11	52%	21
PATHGROUP			21	100%	21
AMERICAN FAMILY MEDICAL LLC		15	6	29%	21
CENTRA CARE - DR. PHILLIPS		1	20	95%	21
TEN HEALTHCARE		6	15	71%	21
CLINICAL PATHOLOGY LABORATORIES SOUTHEAST			21	100%	21
LEVY COUNTY DEPARTMENT OF HEALTH		18	3	14%	21

COVID-19: testing by laboratory

Data through Dec 6, 2020 verified as of Dec 7, 2020 at 09:25 AM

Data in this report are provisional and subject to change.

The numbers in the table below represent the number of Florida and non-Florida residents for whom test results were received by the Department of Health. A person can be tested by more than one laboratory and can have both positive and negative results. **Therefore, the sum of the numbers in each column will be larger than the total number of people tested.**

Reporting lab	Inconclusive	Negative	Positive	Percent positive	Total
MINUTECLINIC DIAGNOSTIC OF RHODE ISLAND, LLC #212		21			21
AZALEA TRACE PHYSICIAN SERVICES		21			21
RESTORE HEALTH URGENT CARE		3	18	86%	21
PORT CHARLOTTE REHABILITATION CENTER		18	3	14%	21
Heritage Park Rehabilitation & Healthcare		21			21
BROOKDALE PALMER RANCH	1	18	2	10%	21
PANAMA PHARMACY	1	18	2	10%	21
MANOR CARE OF BOYNTON BEACH LLC		21			21
CRANE CENTER		14	7	33%	21
PORT ST LUCIE HOSPITAL		18	3	14%	21
IMA MEDICAL GROUP		14	7	33%	21
STATE LAB		2	19	90%	21
LONG ISLAND JEWISH MED CTR		20	1	5%	21
LAKE MORTON PLAZA□		21			21
BOND CLINIC, PA		4	17	81%	21
NURSES HELPING HANDS INC ALF		21			21
JERICOHO URGENT CARE		20	1	5%	21
MARQUIS LABS, LLC		21			21
NORTH FLORIDA SPINE AND WELLNESS		21			21
INN AT THE FOUNTAINS, THE		15	5	25%	20
BARRY UNIVERSITY STUDENT HEALTH SERVICES		10	10	50%	20
MINUTECLINIC LLC #1771		18	2	10%	20
UPMC CHAUTAUQUA AT WCA LABORATORY		19	1	5%	20
WOODS OF MANATEE SPRINGS INC, THE		20			20
CORAL GABLES HOSPITAL			20	100%	20
CLERMONT HEALTH AND REHABILITATION CENTER		20			20
HEARTLAND HEALTHCARE AND REHAB CENTER			20	100%	20
HCSO OCCUPATIONAL HEALTH AND WELLNESS CENTER		15	5	25%	20
MINUTECLINIC LLC #3662		18	2	10%	20
BROOKDALE JENSEN BEACH□		20			20
HEALTHY MINORS, LLC.		20			20
CARENOW - DOWNTOWN NORTH GULCH		20			20
AFTER HOURS PEDIATRICS INC			20	100%	20
MONTEFIORE NEW ROCHELLE HOSPITAL		19	1	5%	20
SOLARIS SENIOR LIVING VERO BEACH		20			20
VENICE REGIONAL BAYFRONT HEALTH (PULMONARY)		12	8	40%	20
KINDRED HOSPITAL		19	1	5%	20
CARENOW LAKE MARY			20	100%	20
TITUSVILLE FAMILY PRACTICE		6	14	70%	20
HENDRY REGIONAL CORPORATE HEALTH			20	100%	20
LABORATORY ALLIANCE OF CENTRAL NEW YORK		19	1	5%	20
CL BRUMBACK PRIMARY CARE CLINIC LANTANA		2	18	90%	20
ADVENT HEALTH PARTIN SETTLEMENT HEALTH PARK		14	6	30%	20
TGH MEDICAL GROUP LABORATORY CARROLLWOOD			20	100%	20
LEE COUNTY SCHOOL DISTRICT		20			20
MEDICAL EXPRESS CORP		18	2	10%	20
MEDRITE URGENT CARE		12	8	40%	20

COVID-19: testing by laboratory

Data through Dec 6, 2020 verified as of Dec 7, 2020 at 09:25 AM

Data in this report are provisional and subject to change.

The numbers in the table below represent the number of Florida and non-Florida residents for whom test results were received by the Department of Health. A person can be tested by more than one laboratory and can have both positive and negative results. **Therefore, the sum of the numbers in each column will be larger than the total number of people tested.**

Reporting lab	Inconclusive	Negative	Positive	Percent positive	Total
INTERNATIONAL MEDICAL LABORATORY		20			20
SEVEN HILLS HEALTH AND REHABILITATION CENTER		20			20
MILLENNIUM PHYSICIAN GROUP LLC		18	2	10%	20
TAYLORVILLE FAMILY MEDICINE		15	5	25%	20
FAWCETT MEMORIAL HOSPITAL LABORATORY			19	100%	19
UNION MEDICAL CARE PLLC		19			19
LAKELAND NURSING AND REHABILITATION CENTER			19	100%	19
MAUREEN OROURKE-FUTEY			19	100%	19
KINDRED AT HOME		15	4	21%	19
MINUTECLINIC, LLC (CLINIC 10699)		17	2	11%	19
REDITUS LABORATORIES			19	100%	19
MINUTECLINIC, LLC #08366		15	4	21%	19
BAYVIEW MEDICAL		19			19
CROSSWINDS HEALTH AND REHABILITATION CENTER		19			19
PRACTICE MANAGEMENT OF AMERICA, INC.		2	17	89%	19
PREMISE HEALTH MIA			19	100%	19
CENTRAL FLORIDA HEALTH CARE INC		2	17	89%	19
MED HEALTH SERVICES		18	1	5%	19
INTERCOASTAL MEDICAL GROUP			19	100%	19
GOOD SAMARITAN HOSPITAL LABORATORY		16	3	16%	19
ADVENT HEALTH - LAKE MARY PEDIATRICS		12	7	37%	19
ROCKLEDGE FAMILY HEALTH			19	100%	19
STONE WASH CLINICAL LABORATORIES		2	17	89%	19
MANOR CARE OF PALM HARBOR		19			19
CHAMBREL AT ISLAND LAKE		19			19
WESTPAC LABS		1	18	95%	19
ROYAL PALM SENIOR RESIDENCE		19			19
INTEGRATED REGIONAL LABORATORIES - LARGO			19	100%	19
TGH URGENT CARE - RIVERVIEW			19	100%	19
PORT SAINT JOHN FAMILY PRACTICE		15	4	21%	19
BETHUNE-COOKMAN UNIVERSITY		1	18	95%	19
JAMAICA HOSPITAL MEDICAL CENTER		19			19
ESOTERIX GENETIC LABORATORIES		16	3	16%	19
LAB INTERMARKET FACILITY LAB		1	18	95%	19
SUNNY HILLS ALF OF SEBRING INC		18	1	5%	19
UNIVERSITY HOSPITAL		16	3	16%	19
POARCH BANC CREEK INDIANS TRIBAL HEALTH DEPARTMENT			19	100%	19
Centre Pointe Health and Rehabilitation Center		19			19
BULLS HEAD URGENT CARE		18			18
FLORIDA HOSPITAL LABS		9	9	50%	18
SEVEN RIVERS REGIONAL MEDICAL CENTER		5	13	72%	18
WARDE MEDICAL LABORATORY		12	6	33%	18
Wiregrass Rehabilitation Center and Nursing Home		18			18
MAYO CLINIC JACKSONVILLE			18	100%	18
GREEN GABLES ASSISTED LIVING FACILITY		18			18
MAKO MEDICAL		14	4	22%	18
PLAINVIEW URGENT CARE		17	1	6%	18

COVID-19: testing by laboratory

Data through Dec 6, 2020 verified as of Dec 7, 2020 at 09:25 AM

Data in this report are provisional and subject to change.

The numbers in the table below represent the number of Florida and non-Florida residents for whom test results were received by the Department of Health. A person can be tested by more than one laboratory and can have both positive and negative results. **Therefore, the sum of the numbers in each column will be larger than the total number of people tested.**

Reporting lab	Inconclusive	Negative	Positive	Percent positive	Total
NOVANT HEALTH		14	4	22%	18
ST PETER'S BENDER LABORATORY		18			18
TOTAL RENAL LABORATORIES INC		13	5	28%	18
CLERMONT ADVENTHEALTH CENTRA CARE			18	100%	18
MOORINGS PARK OAKSTONE AT GREY OAKS		17	1	6%	18
EC OPCO PENSACOLA, LLC		18			18
JACKSON NORTH MEDICAL CENTER		2	16	89%	18
MINUTECLINIC LLC #476		13	5	28%	18
AU HEALTH		14	4	22%	18
TPCA CLINICAL LABORATORIES		15	3	17%	18
NIGHT LITE PEDIATRICS URGENT CARE CENTER			18	100%	18
ADVANCED MEDICAL OF NAPLES LLC			18	100%	18
HARTFORD HOSPITAL ANCILLARY LAB		17	1	6%	18
XPRESS WELLNESS URGENT CARE			18	100%	18
MADISON CORE LABORATORIES		17	1	6%	18
AMERICAN HOUSE SENIOR LIVING		18			18
MINUTE CLINIC, LLC DBA MINUTECLINIC #4505		17	1	6%	18
STEWART MEDICAL GROUP, INC		14	4	22%	18
FLORIDA MEDICAL CLINIC LLC		17	1	6%	18
MINUTECLINIC LLC # 3686		16	2	11%	18
CAREMED INTERNAL MEDICINE			17	100%	17
CARESPOT		1	16	94%	17
MINUTECLINIC LLC #7173		17			17
STETSON UNIVERSITY STUDENT HEALTH CENTER		3	14	82%	17
FLAGLER COLLEGE HEALTH SERVICES			17	100%	17
SOUTHSIDE HOSPITAL NORTHWELL HEALTH LABORATORY		16	1	6%	17
Coastal Health and Rehabilitation Center		16	1	6%	17
UVMC MICROBIOLOGY		16	1	6%	17
Heartland Health Care Center North Sarasota		13	4	24%	17
PHYSICIANS STAT			17	100%	17
FLORIDA COMMUNITY HEALTH CENTER OF ST. LUCIE		1	16	94%	17
CONSOLIDATED LAB SERVICES		8	9	53%	17
ISLAND URGENT CARE PLLC		17			17
MEDIQUICK URGENT CARE CENTERS INC			17	100%	17
GOOD HEARTS COVID TESTING			17	100%	17
ISLAND DOCTORS			17	100%	17
LAKE HOWELL FAMILY MEDICINE ASSOCIATES		11	6	35%	17
ASCENSION ST VINCENT'S PRIMARY CARE			17	100%	17
DEVELOPMENTAL DISABILITIES DEFENDANT PROGRAM		17			17
DCH REGIONAL MEDICAL CENTER LABORATORY		16	1	6%	17
VALENCIA HOUSE ALF		17			17
Life Care Center at Inverrary		17			17
PEDIATRIC HEALTH CARE ALLIANCE		1	16	94%	17
DAVID LAWRENCE CENTER		15	2	12%	17
WHITE WILSON MEDICAL CENTER PA - NAVARRE			17	100%	17
WINTER PARK FAMILY PRACTICE LLC		17			17
LINCOLN DIAGNOSTIC LAB		16	1	6%	17

COVID-19: testing by laboratory

Data through Dec 6, 2020 verified as of Dec 7, 2020 at 09:25 AM

Data in this report are provisional and subject to change.

The numbers in the table below represent the number of Florida and non-Florida residents for whom test results were received by the Department of Health. A person can be tested by more than one laboratory and can have both positive and negative results. **Therefore, the sum of the numbers in each column will be larger than the total number of people tested.**

Reporting lab	Inconclusive	Negative	Positive	Percent positive	Total
LONG TERM CARE OF GULF BREEZE LLC		17			17
DOS OF NORTH SHORES NURSING & REHAB CENTER		17			17
RIVERSIDE RECOVERY OF TAMPA		17			17
ACCESS 365 URGENT CARE		7	10	59%	17
WALK IN MEDICAL URGENT CARE		17			17
BAY PEDIATRICS PA		15	2	12%	17
PINELLAS COUNTY JAIL			17	100%	17
FELICIDAD MEDICAL CENTER			17	100%	17
MARATHON HEALTH FOR LIFE		15	2	12%	17
THE COMMONWEALTH OF MASSACHUSETTS			17	100%	17
CDR MAGUIRE INC	1	2	13	81%	16
NIGHT LITE PEDIATRIC CENTER		9	7	44%	16
MINUTECLINIC LLC #1055		12	4	25%	16
ALL FLORIDA FAMILY & SPORTS MEDICINE		15	1	6%	16
ESTATES MEDICAL CENTER		12	4	25%	16
MILLENNIUM PHYSICIAN GRP LLC NAPLES PINE RIDGE			16	100%	16
VETERANS AFFAIRS MEDICAL CENTER - NEW YORK HARBOR		15	1	6%	16
XERA MED RESEARCH			16	100%	16
LAKE HOUSE ASSISTED LIVING		13	3	19%	16
URGENT CARE CLINIC OF LINCOLN		14	2	13%	16
COLORADO DEPARTMENT OF HEALTH LABORATORY SERVICES DIVISION			16	100%	16
NORTH FLORIDA PEDIATRICS - JACKSONVILLE		14	2	13%	16
ST ELIZABETH MEDICAL CENTER LABORATORY		15	1	6%	16
FAST TRACK URGENT CARE CENTER - TYRONE			16	100%	16
AFTER HOURS PEDIATRICS			16	100%	16
URGENT CARE WEST CLINIC		14	2	13%	16
GRAND OAKS OF PALM CITY LLC		15	1	6%	16
WINDERMERE MEDICAL CENTER		13	3	19%	16
SRMC AVALON		9	7	44%	16
SOLARIS SENIOR LIVING OF MERRITT ISLAND		16			16
TUKA PEDIATRICS		1	15	94%	16
SAMFORD UNIVERSITY HEALTH SERVICES		15	1	6%	16
RIVERHEAD URGENT CARE		16			16
GRAMERCY PARK URGENT CARE		16			16
WOLFF CTR FOR CHILD & ADOLESCENT HEALTH PLLC,THE		14	2	13%	16
MY CLINICAL LAB INC		4	12	75%	16
FLAGLER HOSPITAL INC	2		14	88%	16
HEALTH CENTRAL HOSPITAL			16	100%	16
APOLLOMDX LABS		3	13	81%	16
BEACHES PEDIATRICS PA		15	1	6%	16
INTERNAL MEDICINE ASSOCIATES & SPECIALTIES INC		15	1	6%	16
SUNLAND MARIANNA COX MEDICAL CENTER		16			16
LINCOLN MEDICAL AND MENTAL HEALTH CENTER		16			16
NORTH PINELLAS CHILDRENS MEDICAL CENTER			16	100%	16
BISHOP GRADY VILLAS		16			16
MINUTECLINIC LLC #1821		13	3	19%	16
MED PLUS FLORENCE		11	4	27%	15

COVID-19: testing by laboratory

Data through Dec 6, 2020 verified as of Dec 7, 2020 at 09:25 AM

Data in this report are provisional and subject to change.

The numbers in the table below represent the number of Florida and non-Florida residents for whom test results were received by the Department of Health. A person can be tested by more than one laboratory and can have both positive and negative results. **Therefore, the sum of the numbers in each column will be larger than the total number of people tested.**

Reporting lab	Inconclusive	Negative	Positive	Percent positive	Total
ST CATHERINE OF SIENA HOSPITAL		14	1	7%	15
JACOBI MEDICAL CENTER		15			15
ADVENT HEALTH - ZEPHYRHILLS			15	100%	15
COLONY CARE CENTER		8	7	47%	15
BOZEMAN HEALTH DEACONESS HOSPITAL		12	3	20%	15
UM MILLER SCHOOL OF MEDICINE			15	100%	15
MOOSEHAVEN HEALTH CENTER		12	3	20%	15
HARBORCHASE OF NAPLES		15			15
DALE MEDICAL CENTER		10	5	33%	15
BROOKWOOD BAPTIST MEDICAL CENTER		14	1	7%	15
FIRST QUALITY LABORATORY		12	3	20%	15
WASHINGTON REHAB AND NURSING		15			15
FAMILY CARE CENTER OF ARLINGTON		10	5	33%	15
HOLLEY-NAVARRE MEDICAL CLINIC		5	10	67%	15
ANDALUSIA HEALTH		7	8	53%	15
RJ LEE GROUP	1	14			15
EASTLAKE PEDIATRICS - TRINITY		15			15
SINAI HOSPITAL OF BALTIMORE		15			15
ERIC C MARSHAL MD, PC DBA MINUTECLINIC		14	1	7%	15
RITECARE MEDICAL CENTER			15	100%	15
TELEVISIT MALABAR PEDIATRICS		5	10	67%	15
ASURANCE SCIENTIFIC LABORATORIES		15			15
NOVANT HEALTH GOHEALTH URGENT CARE-HARRISBURG		8	7	47%	15
WALGREEN EASTERN CO, INC		15			15
ORLANDO HEALTH		2	13	87%	15
HARMONY HEALTH OPCO, LLC		15			15
SPEARHEAD MEDICAL			15	100%	15
ADVENT HEALTH CENTRA CARE - LAKE BUENA VISTA			15	100%	15
JA POC MANUAL SUBSECTION		15			15
MILTON 4707		15			15
COLONY CLUB ALF,THE		15			15
KEY WEST MEDICAL CENTER	1	14			15
HODGES CLUSTER		2	13	87%	15
DIATHERIX		13	2	13%	15
CARE CENTERS OF NASSAU		14	1	7%	15
SARASOTA MEMORIAL NURSING & REHABILITATION CTR		15			15
MINUTECLINIC LLC #7887		13	2	13%	15
ADVANCED URGENT CARE		12	2	14%	14
CVS			14	100%	14
UAH STUDENT HEALTH CENTER		9	5	36%	14
CHILDREN'S MEDICAL CENTER			14	100%	14
BARKLEY PLACE		14			14
OKEECHOBEE HEALTHCARE FACILITY			14	100%	14
NEW YORK PRESBYTERIAN - ALLEN HOSPITAL		14			14
MORTON PLANT			14	100%	14
LAKEVIEW INTERNAL MEDICINE		4	10	71%	14
NORTH CAROLINA DEPARTMENT OF HEALTH & HUMAN SERVICES			14	100%	14

COVID-19: testing by laboratory

Data through Dec 6, 2020 verified as of Dec 7, 2020 at 09:25 AM

Data in this report are provisional and subject to change.

The numbers in the table below represent the number of Florida and non-Florida residents for whom test results were received by the Department of Health. A person can be tested by more than one laboratory and can have both positive and negative results. **Therefore, the sum of the numbers in each column will be larger than the total number of people tested.**

Reporting lab	Inconclusive	Negative	Positive	Percent positive	Total
FLAGLER HOSPITAL LABORATORY		2	12	86%	14
SIGNATURE HEALTHCARE OF ORANGE PARK		14			14
POLK CHD BARTOW		13	1	7%	14
ARDEN COURTS OF WINTER SPRINGS		13	1	7%	14
AMMON ANALYTICAL LABORATORIES		13	1	7%	14
FLORIDA HEALTH CARE PLANS INC		1	13	93%	14
LAKE CITY VA MEDICAL CENTER			14	100%	14
MINUTECLINIC LLC #4987		13	1	7%	14
ROHR HOME		11	3	21%	14
MEDEMERGE		13	1	7%	14
THE CANOPY AT HARPER LAKE	1		13	93%	14
CONNECTDX		3	11	79%	14
CARESPOT OF NOCATEE			14	100%	14
CHARLES CROFT MD	1	13			14
VENICE REGIONAL MEDICAL CENTER BAYFRONT HEALTH		7	7	50%	14
CALHOUN LIBERTY HOSPITAL			14	100%	14
HEALTHFIRST ADVENT HEALTH CENTRA CARE COCOA BEACH			14	100%	14
PINES NURSING HOME		13	1	7%	14
HERNANDO ENDOSCOPY AND SURGERY CENTER		12	2	14%	14
MADISON COUNTY MEMORIAL HOSPITAL LABORATORY		12	2	14%	14
NORTHWESTERN MEMORIAL HOSPITAL			14	100%	14
BOCA SIMON		2	12	86%	14
LIFE CARE CENTER OF JACKSONVILLE			14	100%	14
ASTORIA HEALTH AND REHABILITATION CENTER		13	1	7%	14
INNOVATION CLINICAL TRIALS, INC			14	100%	14
EPIPHANY HEALTH		8	6	43%	14
ALAN L MELOTEK MD		14			14
SUSANNA WESLEY HEALTH CENTER		14			14
BENTON HOUSE OF PORT ORANGE		8	6	43%	14
BRENTWOOD RETIREMENT COMMUNITY		12	2	14%	14
BONIFAY NURSING AND REHABILITATION CENTER			14	100%	14
FLORIDA HEART & VASCULAR MULTISPECIALTY GROUP PA		12	2	14%	14
GRAND VILLA OF ST. PETERSBURG		12	2	14%	14
JOHNS HOPKINS CHILDREN'S HOSPITAL			14	100%	14
HARMONY CLINIC		1	13	93%	14
HORIZON ALF		14			14
EMERGENCY PHYSICIANS MEDICAL CENTER LLC		6	8	57%	14
CLINICAL LABORATORY SERVICES			13	100%	13
OSCEOLA ALF OPERATOR, LLC DBA		13			13
CORE BIO LABS		5	8	62%	13
VILLA OF KINGS AND QUEENS OF DELRAY		13			13
OPIS ISLAND LAKE CENTER		13			13
WELLINGTON FAMILY PRACTICE		13			13
SOUTHEAST FAMILY HEALTHCARE CENTER			13	100%	13
OAK MANOR NURSING HOME		12	1	8%	13
HUNT CLUB MEDICAL		12	1	8%	13
UNIVERSITY LAB			13	100%	13

COVID-19: testing by laboratory

Data through Dec 6, 2020 verified as of Dec 7, 2020 at 09:25 AM

Data in this report are provisional and subject to change.

The numbers in the table below represent the number of Florida and non-Florida residents for whom test results were received by the Department of Health. A person can be tested by more than one laboratory and can have both positive and negative results. **Therefore, the sum of the numbers in each column will be larger than the total number of people tested.**

Reporting lab	Inconclusive	Negative	Positive	Percent positive	Total
CRUCIAL CARE		7	6	46%	13
ESCAMBIA COMMUNITY CLINIC		2	11	85%	13
NORTH CENTRAL BRONX HOSPITAL		12	1	8%	13
ADVENT HEALTH PRIMARY CARE PLUS, WINTER GARDEN		10	3	23%	13
AMERICAN ESOTERIC LABORATORIES			13	100%	13
FINLAY C. LABORATORY		3	10	77%	13
MINUTECLINIC LLC #3671		12	1	8%	13
FLORIDA STATE HOSPITAL			13	100%	13
WATERCREST ST LUCIE WEST		13			13
WHITE WILSON MEDICAL CENTER IMMEDIATE CARE			13	100%	13
MIAMI VA HEALTHCARE SYSTEM			13	100%	13
ST. JUDES LABORATORIES		12	1	8%	13
STEWARD ROCKLEDGE HOSPITAL			13	100%	13
IN-OFFICE LAB		12	1	8%	13
AURORA DIAGNOSTICS		2	11	85%	13
GLEN COVE HOSPITAL		13			13
HARBORCHASE OF WELLINGTON CROSSING		12	1	8%	13
CANTERFIELD OF CLAY COUNTY		13			13
HELIX DIAGNOSTICS			13	100%	13
LAFAYETTE NURSING AND REHABILITATION CENTER		13			13
REGENCY SQUARE MALL - SEARS		2	11	85%	13
NO NAME		8	5	38%	13
MALCOM RANDALL DEPT OF VAMC			13	100%	13
BROWARD HEALTH IMPERIAL POINT NURSING			13	100%	13
INTERSCIENCE DIAGNOSTIC LABORATORY		12			12
FUNGAL REFERENCE LABORATORY		12			12
CENTRAL FLORIDA PEDIATRICS		5	7	58%	12
ST VINCENT'S EAST		11	1	8%	12
FLORIDA DEPARTMENT OF HEALTH IN HILLSBOROUGH COUNTY			12	100%	12
NAPLES CHILDREN'S URGENT CARE		12			12
VPA PC LAB		12			12
CALADIUM PEDIATRICS		11	1	8%	12
Consulate Health Care of Jacksonville			12	100%	12
BRIDGEVIEW CENTER LLC		9	3	25%	12
HEALTH MED CENTERS		12			12
SEA PINES REHABILITATION HOSPITAL		12			12
HARBOUR ISLAND PEDIATRICS		9	3	25%	12
NEW YORK METHODIST HOSPITAL		12			12
REGENEXX TAMPA BAY		11	1	8%	12
CANTON-POTSDAM HOSPITAL LABORATORY		12			12
PARKWEST MEDICAL CENTER		10	2	17%	12
CAPE REGIONAL MEDICAL CENTER		12			12
APPLE DIAGNOSTICS LAB		5	7	58%	12
BROOKLYN HOSPITAL CENTER DOWNTOWN CAMPUS		12			12
DESOTO PALMS ALF		12			12
FLORIDA DEPARMENT OF HEALTH CLAY COUNTY			12	100%	12
VERITAS RESEARCH CORP			12	100%	12

COVID-19: testing by laboratory

Data through Dec 6, 2020 verified as of Dec 7, 2020 at 09:25 AM

Data in this report are provisional and subject to change.

The numbers in the table below represent the number of Florida and non-Florida residents for whom test results were received by the Department of Health. A person can be tested by more than one laboratory and can have both positive and negative results. **Therefore, the sum of the numbers in each column will be larger than the total number of people tested.**

Reporting lab	Inconclusive	Negative	Positive	Percent positive	Total
MERIDIAN AT WATERWAYS, THE		10	2	17%	12
CLEVELAND CLINIC			12	100%	12
SHELBY COUNTY HEALTH CARE CORPORATION		9	3	25%	12
NEWYORK-PRESBYTERIAN/ LAWRENCE HOSPITAL LABORATORY		11	1	8%	12
HUNT CLUB PEDIATRIC ASSOCIATES LLC		11	1	8%	12
HERNANDO COUNTY FIRE RESCUE DISTRICT		5	7	58%	12
FRICKS PHARMACY		10	2	17%	12
PRIMECARE OF DOTHAN-DALEVILLE CLINIC		10	2	17%	12
GLEN OAKS HEALTH AND REHABILITATION CENTER			12	100%	12
PROMEDICA LABORATORIES		11	1	8%	12
LAKE WALES OPERATING GROUP LLC		11	1	8%	12
PREMIER MEDICAL ASSOCIATES ALL FLORIDA LLC		12			12
CARDIOLOGY AND MEDICINE ASSOCIATES INC		12			12
MCWHORTER SCHOOL OF PHARMACY		12			12
MELBOURNE FAMILY PRACTICE		11	1	8%	12
COOPER FAMILY MEDICAL PLLC		9	3	25%	12
MI2297090CV HOLLAND-23D2189684		12			12
DYNAMIC DNA LAB		1	11	92%	12
BAPTIST MEDICAL CENTER EAST		9	3	25%	12
FAMILY CARE CYPRESS CREEK		1	11	92%	12
BRANDON COMMUNITY HEALTH CENTER		5	7	58%	12
BROWARD DIALYSIS			12	100%	12
IREPERTOIRE_MOL_LAB		12			12
RENAISSANCE SENIOR LIVING		12			12
WALGREEN		4	8	67%	12
PIONEER CLINICAL LAB LLC		6	6	50%	12
LONG ISLAND JEWISH VALLEY STREAM		12			12
NAPLES GREEN VILLAGE		12			12
LEON CHD		12			12
FLORIDA DEPT OF HEALTH		4	8	67%	12
HUDSON VALLEY HOSPITAL CENTER LABORATORY		11	1	8%	12
MORRIS PARK URGENT CARE		9	3	25%	12
TALLAHASSEE DEVELOPMENTAL CENTER□		12			12
LIFE CARE OF PORT SAINT LUCIE		3	9	75%	12
HAWTHORN HOUSE□		10	2	17%	12
TOTTENVILLE CIRCLE URGENT CARE		12			12
WINTER PARK CARE AND REHABILITATION			11	100%	11
TROPICANA		5	6	55%	11
UNIVERSITY CENTRA CARE		10	1	9%	11
ERDOX		11			11
THE TERRACE OF SAINT CLOUD		9	2	18%	11
Cleveland Clinic Laboratories		4	7	64%	11
COUNTY OF LOS ANGELES			11	100%	11
CORE LABORATORY		1	10	91%	11
LAKE GIBSON VILLAGE, LLC		11			11
LEHIGH VALLEY HOSPITAL		3	8	73%	11
DMH STEINHATCHEE FAMILY MEDICINE		8	3	27%	11

COVID-19: testing by laboratory

Data through Dec 6, 2020 verified as of Dec 7, 2020 at 09:25 AM

Data in this report are provisional and subject to change.

The numbers in the table below represent the number of Florida and non-Florida residents for whom test results were received by the Department of Health. A person can be tested by more than one laboratory and can have both positive and negative results. **Therefore, the sum of the numbers in each column will be larger than the total number of people tested.**

Reporting lab	Inconclusive	Negative	Positive	Percent positive	Total
NIGHT LITE PEDIATRICS CENTER, LLC		1	10	91%	11
North Lake Care Center		11			11
SUNCOAST URGENT CARE			11	100%	11
ST JOSEPH HOSPITAL		10	1	9%	11
HOLLEY NAVARRE MEDICAL CLINIC			11	100%	11
BRYAN WHITFIELD MEMORIAL HOSPITAL		7	4	36%	11
TREASURE COAST URGENT CARE			11	100%	11
EMERALD COAST BEHAVIORAL HOSPITAL		11			11
FHCP-PORT ORANGE		3	8	73%	11
COLORADO DEPARTMENT OF PUBLIC HEALTH AND ENVIRONMENT			11	100%	11
MASSACHUSETTS GENERAL HOSPITAL		1	10	91%	11
SHELBY BAPTIST MEDICAL CENTER		6	5	45%	11
QUOTIENT SCIENCES LABS LLC			11	100%	11
PALM BEACH PATHOLOGY		9	2	18%	11
MAINSTREET FAMILY SELECT		1	10	91%	11
WILLOW BROOKE COURT AT AZALEA TRACE		11			11
MEDICATION ROOMS-CSU/CI NURSE STATION		10	1	9%	11
FAST TRACK URGENT CARE CENTER - DOWNTOWN			11	100%	11
FORT WALTON BEACH DEVELOPMENTAL CENTER		10	1	9%	11
ADVENT HEALTH - CARROLLWOOD		3	8	73%	11
FORT SANDERS REGIONAL LABORATORY		11			11
ORANGE REGIONAL MEDICAL CENTER LABORATORY		9	2	18%	11
STATEN ISLAND UNIVERSITY HOSPITAL		11			11
ROADS PEDIATRICS,LLC		10	1	9%	11
CARE FAST MURABELLA		7	4	36%	11
PALMS MEDICAL GROUP - LAKE CITY WEST		3	8	73%	11
LAB UNKNOWN			11	100%	11
Mt Sinai Aventura			11	100%	11
LONG BEACH URGENT CARE		11			11
Golfview Healthcare Center		11			11
WEST BROWARD CARE CENTER		9	1	10%	10
URINEGOODHANDS LLC		8	2	20%	10
ARCPOINT LABS OF SARASOTA MANATEE			10	100%	10
BVL PEDIATRICS		10			10
CHIPOLA MEDICAL ASSOCIATES		2	8	80%	10
BONIFAY NURSING AND REHAB CENTER			10	100%	10
BEAUMONT LABORATORY			10	100%	10
ARDEN COURTS OF FORT MYERS		10			10
UMHC/SYLVESTER AT KENDALL		1	9	90%	10
NEW JERSEY DEPARTMENT OF HEALTH COMMUNICABLE DISEASE SERVICE		3	7	70%	10
AVANTE ST CLOUD		7	3	30%	10
COMMUNITY HEALTH CENTER		2	8	80%	10
MHHS All Lab Subsection		10			10
BLOUNT MEMORIAL HOSPITAL		9	1	10%	10
BROWARD HEALTH CARE			10	100%	10
EPIC REFERENCE LABS INC			10	100%	10
CSL PLASMA INC		1	9	90%	10

COVID-19: testing by laboratory

Data through Dec 6, 2020 verified as of Dec 7, 2020 at 09:25 AM

Data in this report are provisional and subject to change.

The numbers in the table below represent the number of Florida and non-Florida residents for whom test results were received by the Department of Health. A person can be tested by more than one laboratory and can have both positive and negative results. **Therefore, the sum of the numbers in each column will be larger than the total number of people tested.**

Reporting lab	Inconclusive	Negative	Positive	Percent positive	Total
VIERA MANOR ASSISTED LIVING RESIDENCE		10			10
LAKE BALDWIN CBOC		9	1	10%	10
PRATTVILLE BAPTIST HOSPITAL		9	1	10%	10
ODYSSEY HEALTHCARE OF MARION COUNTY, LLC		10			10
INN AT LAKE SEMINOLE SQUARE, THE		10			10
NAPHCARE, INC.			10	100%	10
SEMINOLE TRIBE OF FLORIDA		8	2	20%	10
GADSDEN REGIONAL MEDICAL CENTER		10			10
MEDFAST URGENT CARE CENTERS			10	100%	10
KRYSTAL BAY NURSING AND REHABILITATION		7	3	30%	10
NORTH OKALOOSA PHYSICIAN GROUP		10			10
CREATIVE TESTING SOLUTIONS		3	7	70%	10
PEDIATRIC HEALTH CARE ALLIANCE PA			10	100%	10
COVANCE CENTRAL LABORATORY			10	100%	10
PALMETTO PEDIATRICS			10	100%	10
MINUTECLINIC DIAGNOSTIC OF RHODE ISLAND, LLC #590		10			10
HCR MANORCARE		10			10
MEDEX REGIONAL LABORATORIES LLC		1	9	90%	10
ROCKLEDGE		1	9	90%	10
MAINSTREAM DIAGNOSTIC LABORATORY LLC		8	2	20%	10
BETHESDA HEALTH PHYSICIAN GROUP INC			10	100%	10
EMERALD COAST PEDIATRICS			10	100%	10
BELLEVUE HOSPITAL CENTER DEPARTMENT		10			10
HIALEAH HOSPITAL RESPIRATORY DEPT			10	100%	10
SONATA COCONUT CREEK		8	2	20%	10
ALABAMA CLINICS		3	7	70%	10
SOUTHEASTERN LABORATORY			10	100%	10
LAKE MARY KIDS CENTRA CARE			10	100%	10
SYNIVERSE WELLNESS CENTER		8	2	20%	10
ASSOCIATESMD MEDICAL GROUP INC		9	1	10%	10
AIM LABORATORIES			10	100%	10
SUNRISE URGENT CARE ASSOCIATES LLC D/B/A		7	3	30%	10
LAKE NONA MEDICAL SERVICES		3	7	70%	10
ACADIAN DIAGNOSTIC LABORATORIES		8	2	20%	10
BLISS HEALTHCARE SERVICES			10	100%	10
CBC LAB		3	7	70%	10
EMERALD COAST HOSPICE - CRESTVIEW		10			10
PINELLAS COUNTY HEALTH DEPARTMENT		2	8	80%	10
PEDIATRIC HEALTH CARE ALLIANCE, P.A.			10	100%	10
INTERMOUNTAIN CENTRAL LAB		1	9	90%	10
APPALACHIAN REGIONAL HEALTHCARE SYSTEM		10			10
MEDICAL LABORATORY DIAGNOSTICS			10	100%	10
GRACE MEDICAL HOME		8	2	20%	10
EAR NOSE & THROAT ASSOCIATES OF MANATEE PA		9			9
RIVERSIDE MEDICAL GROUP		8	1	11%	9
MAGNOLIA PEDIATRICS		2	7	78%	9
LPG PEDIATRICS AT PAGE FIELD		9			9

COVID-19: testing by laboratory

Data through Dec 6, 2020 verified as of Dec 7, 2020 at 09:25 AM

Data in this report are provisional and subject to change.

The numbers in the table below represent the number of Florida and non-Florida residents for whom test results were received by the Department of Health. A person can be tested by more than one laboratory and can have both positive and negative results. **Therefore, the sum of the numbers in each column will be larger than the total number of people tested.**

Reporting lab	Inconclusive	Negative	Positive	Percent positive	Total
INNOVATIVE RESEARCH OF WEST FLORIDA		7	2	22%	9
KR at Hillsborough Lakes/Lutz Healthcare		9			9
PHELPS HOSPITAL LABORATORY		9			9
VILLAGE PLACE HEALTH AND REHAB		9			9
HOSPICE OF ST FRANCIS INC		8	1	11%	9
BUREAU OF PUBLIC HEALTH		1	8	89%	9
ANY LAB TEST NOW INC			9	100%	9
JEFFERSON K-12, A SOMERSET SCHOOL- CLINIC		8	1	11%	9
MICHIGAN DEPARTMENT OF HEALTH AND HUMAN SERVICES			9	100%	9
MORTON PLANT MEASE			9	100%	9
MOUNT DORA PEDIATRICS		8	1	11%	9
FIRST CHOICE PEDIATRICS WINTER SPRINGS		9			9
Z UROLOGY		9			9
MID-FLORIDA PATHOLOGY, LLC		9			9
WATSON HEALTHCARE		7	2	22%	9
CAREHERE- LCS LEESBURG			9	100%	9
REDMED CLINIC OF ARLINGTON		8	1	11%	9
PRECISION GENETICS			9	100%	9
BOCA RATON REGIONAL HOSPITAL LAB			9	100%	9
RESIDENCE AT BAY VUE		9			9
PARROTT MEDICAL CLINIC			9	100%	9
TOWERS HOME CARE		9			9
OSPREY VILLAGE AT AMELIA ISLAND LTD		7	2	22%	9
GLEN OAKS URGENT CARE		9			9
BAYONET POINT HOSPITAL			9	100%	9
UC HEALTH UNIVERSITY HOSPITAL		8	1	11%	9
UR CARE FAMILY AND SPORTS MEDICINE			9	100%	9
MARQUES PEDIATRICS			9	100%	9
PATHOGENIUS LABORATORIES		2	7	78%	9
PLYMOUTH HARBOR INCORPORATED		9			9
JUST FOR KIDS PEDIATRICS		2	7	78%	9
BASSETTI & ASSOCIATES, MD, PA			9	100%	9
CHEMISYS LABORATORIES		1	8	89%	9
CHILDREN'S HEALTH CENTER INC.		7	2	22%	9
INSTITUTE OF PATHOLOGY KINGS COUNTY		9			9
HOSPICE OF MARTIN & ST LUCIE, INC		9			9
GCPM MANUAL MICROBIOLOGY		1	8	89%	9
LYSTER ACH FT RUCKER AL		8	1	11%	9
SOUTHEASTERN OUTPATIENT SURGERY CENTER		9			9
UNAVAILABLE/UNKNOWN/NO INFORMATION FOUND			9	100%	9
Maury Regional Hospital		6	3	33%	9
HEALTHCARE NOW			9	100%	9
PONCE PLAZA NURSING & REHAB CENTER			9	100%	9
OMNI			9	100%	9
LAKE NONA MEDICAL SERVICE LLC		9			9
MERCY MEDICAL URGENT CARE CENTER INC		2	7	78%	9
SAMARITAN MEDICAL CENTER		9			9

COVID-19: testing by laboratory

Data through Dec 6, 2020 verified as of Dec 7, 2020 at 09:25 AM

Data in this report are provisional and subject to change.

The numbers in the table below represent the number of Florida and non-Florida residents for whom test results were received by the Department of Health. A person can be tested by more than one laboratory and can have both positive and negative results. **Therefore, the sum of the numbers in each column will be larger than the total number of people tested.**

Reporting lab	Inconclusive	Negative	Positive	Percent positive	Total
MAITLAND PRIMARY CARE		9			9
ADVENT HEALTH - WINTER HAVEN		5	4	44%	9
NEMOURS CHILDREN'S URGENT CARE, ORLANDO - WATERFORD LAKES			9	100%	9
NORTHERN WESTCHESTER HOSPITAL LABORATORY		8	1	11%	9
ADVENT HEALTH - KISSIMMEE			9	100%	9
CAPE CORAL HOSPITAL ABG LABORATORY		3	6	67%	9
FLUSHING HOSPITAL MEDICAL CENTER		7	2	22%	9
ARNOT OGDEN MEDICAL CENTER LABORATORY		9			9
LUCID DIAGNOSTICS LABS			9	100%	9
THE TRADITION OF THE PALM BEACHES		9			9
TMH PHYSICIAN PARTNERS - MONTICELLO		8	1	11%	9
CARENOW URGENT CARE-MT JULIET		8	1	11%	9
WACO HHSSURGEWACO	1	6	1	13%	8
GENE STREET LABORATORIES, LLC		6	2	25%	8
NATURE COAST REGIONAL MEDICAL CENTER			8	100%	8
ATLANTIC CONSOLIDATED LABORATORY		8			8
FLORIDA DEPARTMENT OF HEALTH IN CALHOUN COUNTY		5	3	38%	8
MD PLUS URGENT CARE, LLC			8	100%	8
PROFESSIONAL PEDIATRICS		8			8
HOWARD BEACH URGENT CARE		8			8
MERCY MEDICAL CENTER		3	5	63%	8
MINUTECLINIC DIAGNOSTICS MEDICAL GROUP		8			8
ALACHUA COUNTY HEALTH DEPARTMENT		1	7	88%	8
HOLY NAME MEDICAL CENTER	1	6	1	13%	8
MOSOLF PEDIATRICS			8	100%	8
OHIO CVS STORES, LLC DBA		8			8
COASTAL SKIN SURGERY AND DERMATOLOGY		4	4	50%	8
JX REF LAB			8	100%	8
METHODIST MEDICAL CENTER		6	2	25%	8
BAPTIST OUTPATIENT			8	100%	8
CYPRESS POINT LIVING, LLC		7	1	13%	8
ROSLYN URGENT CARE		8			8
MINUTE CLINIC DIAGNOSTIC OF VIRGINIA		5	3	38%	8
ALLINA HEALTH - ABBOTT NORTHWESTERN HOSPITAL		5	3	38%	8
BEAUMONT EMERGENCY CENTER			8	100%	8
ST ANTHONYS REHABILITATION HOSPITAL		7	1	13%	8
THE WOLFF CENTER FOR CHILD & ADOLESCENT HEALTH			8	100%	8
FLORIDA HOSPITAL WINTER GARDEN		7	1	13%	8
MIDMICHIGAN MEDICAL CENTER			8	100%	8
HUNTINGTON STATION URGENT CARE		8			8
EASTERN SHORE URGENT CARE		5	3	38%	8
SAN JOSE SENIOR CARE LLC		5	3	38%	8
ROBERT WOOD JOHNSON HOSPITAL		7	1	13%	8
MICHIGAN DEPARTMENT OF COMMUNITY HEALTH		1	7	88%	8
MID-HUDSON VALLEY DIVISION OF WESTCHESTER MEDICAL		8			8
SYLVESTER AT PLANTATION LABORATORY		7	1	13%	8
WHITE SANDS OUTPATIENT SERVICES (WSOP SERVICES LLC		8			8

COVID-19: testing by laboratory

Data through Dec 6, 2020 verified as of Dec 7, 2020 at 09:25 AM

Data in this report are provisional and subject to change.

The numbers in the table below represent the number of Florida and non-Florida residents for whom test results were received by the Department of Health. A person can be tested by more than one laboratory and can have both positive and negative results. **Therefore, the sum of the numbers in each column will be larger than the total number of people tested.**

Reporting lab	Inconclusive	Negative	Positive	Percent positive	Total
RAINBOW PEDIATRICS			8	100%	8
TOTAL ACCESS URGENT CARE			8	100%	8
BAY PINES MEDICAL ASSOCIATES		1	7	88%	8
COLLIER COUNTY HEALTH DEPT.		4	4	50%	8
ST. JOSEPH HOSPITAL AND HEALTH CARE INC.			8	100%	8
KINDRED HOSPITAL MELBOURNE		8			8
HARBORCHASE OF DR PHILLIPS		7	1	13%	8
EMERITUS AT NAPLES	1	7			8
RICHMOND UNIVERSITY MEDICAL CENTER		7	1	13%	8
GROWING TOGETHER PEDIATRICS, LLC		7	1	13%	8
MARKET STREET VIERA		8			8
TARPON BAYOU CENTER			8	100%	8
NORTHSHORE UNIVERSITY HEALTHSYSTEM EVANSTON HOSPITAL LAB			8	100%	8
ARTHREX MEDICAL CENTER		5	3	38%	8
HEALTHMARK REGIONAL HOSPITAL LAB		4	4	50%	8
VETERAN AFFAIRS MEDICAL CENTER - JAMES J PETERS		6	2	25%	8
GENEUS DIAGNOSTICS			8	100%	8
DOCTOR'S IN-HOUSE LAB/COMMUNITY HEALTH CENTERS OF PINELLAS – CLEARWATE			8	100%	8
FHCP-ORANGE CITY			8	100%	8
JFK MEDICAL CENTER NORTH LAB		1	7	88%	8
MD NOW MEDICAL CENTERS INC			8	100%	8
ORMOND BEACH CENTRA CARE			8	100%	8
UNIVERSITY MEDICAL CENTER		8			8
MONTEFIORE ST LUKE'S CORNWALL HOSPITAL		7	1	13%	8
WEINBERG VILLAGE		8			8
ADVENT HEALTH - FOUR CORNERS ER		8			8
CIAN DIAGNOSTICS			8	100%	8
LIFE CARE CITRUS COUNTY			8	100%	8
EXECUTIVE MEDICAL SERVICES		8			8
MOBILE DOC FL, LLC		8			8
PATEL MEDICAL VENTURES		7	1	13%	8
AMBRY GENETICS CORPORATION		8			8
CARENOW URGENT CARE - EAST NASHVILLE		7	1	13%	8
STATEN ISLAND UNIVERSITY HOSPITAL SEGUINE AVE		8			8
INTERNAL MEDICINE ASSOCIATES OF JACKSON HOSPITAL			8	100%	8
GOLISANO CHILDREN'S HOSPITAL OF SOUTHWEST FLORIDA		6	2	25%	8
KIVA AT CANTERBURY			8	100%	8
DOCTOR'S IN HOUSE LAB			8	100%	8
X-GENE MOLECULAR LABS		1	7	88%	8
AUBURN COMMUNITY HOSPITAL		6	1	14%	7
LAB UNKNOWN		6	1	14%	7
MAGNOLIA MEDICAL CLINIC			7	100%	7
SOUTHCOR LABORATORY		2	5	71%	7
ROBERT H JENKINS JR VETERANS' DOMICILIARY HOME OF		7			7
NEUROINTERNATIONAL SARASOTA		6	1	14%	7
FIRST CHOICE PEDIATRICS INC		6	1	14%	7
OHIO STATE UNIVERSITY MEDICAL CENTER			7	100%	7

COVID-19: testing by laboratory

Data through Dec 6, 2020 verified as of Dec 7, 2020 at 09:25 AM

Data in this report are provisional and subject to change.

The numbers in the table below represent the number of Florida and non-Florida residents for whom test results were received by the Department of Health. A person can be tested by more than one laboratory and can have both positive and negative results. **Therefore, the sum of the numbers in each column will be larger than the total number of people tested.**

Reporting lab	Inconclusive	Negative	Positive	Percent positive	Total
BAPTIST PRIMARY CARE PONTE VEDRA		4	3	43%	7
JOSEPH SCHENKER MD PC DBA CENTERS URGENT		5	2	29%	7
METROPOLITAN HOSPITAL CENTER		6	1	14%	7
ADVANCED DIAGNOSTIC LABORATORY			7	100%	7
TRUE HEALTH DIAGNOSTICS		1	6	86%	7
MIAMI CLINICAL RESEARCH CORP			7	100%	7
ALACHUA			7	100%	7
JOHNS HOPKINS MEDICAL LABORATORIES		1	6	86%	7
NORTON HEALTHCARE			7	100%	7
ALLEGRO - TAMPA	1	4	2	29%	7
LIFE CARE CENTER OF PORT ST. LUCIE		4	3	43%	7
EMERGENCY MEDICAL CENTER		2	5	71%	7
LEPE'S HOUSE			7	100%	7
AVENTURA HOSPITAL AND MEDICAL CENTER			7	100%	7
FLORIDA CLINICAL LAB			7	100%	7
MEADOWCREST MOLECULAR DIAGNOSTICS, LLC			7	100%	7
BAPTIST MEMORIAL HEALTH CARE		7			7
FLORIDA CENTER FOR DERMATOLOGY LABORATORY			7	100%	7
Ocoee Health Care Center		7			7
QUE		4	3	43%	7
BIOREFERENCE LABORATORIES INC		2	5	71%	7
FLORIDA HOSPITAL KISSIMMEE		4	3	43%	7
MACKOUL PEDIATRICS FORT MYERS			7	100%	7
DIAGNOSTIC CLINIC		6	1	14%	7
AVON PARK PEDIATRICS			7	100%	7
CYPRESS COVE		6	1	14%	7
SOUTH NASSAU COMMUNITIES HOSPITAL		5	2	29%	7
SUPERIOR RESIDENCES OF PANAMA CITY BEACH		6	1	14%	7
PALM BAY HOSPITAL CLINICAL LABORATORY			7	100%	7
STEWARD MEDICAL GROUP INC			7	100%	7
DOCTOR'S IN-HOUSE LAB/COMMUNITY HEALTH CENTERS OF PINELLAS –PINELLAS P			7	100%	7
VETERANS AFFAIRS MEDICAL CENTER - OUTPATIENT			7	100%	7
MOLECULAR PATHOLOGY LABORATORY			7	100%	7
WIREGRASS CLINIC LLC		5	2	29%	7
SURGOINSVILLE PHARMACY		7			7
CARENOW URGENT CARE-MADISON		7			7
NOVANT HEALTH INPATIENT CARE		2	5	71%	7
BAPTIST PEDIATRICS		6	1	14%	7
DOH-TAMPA BRANCH LABORATORY (MLK BLVD)		3	4	57%	7
LAKEVIEW HEALTH SYSTEMS			7	100%	7
LEE COUNTY HEALTH DEPARTMENT		4	3	43%	7
Rosewood Healthcare and Rehabilitation Center		5	2	29%	7
VIRTUA VOORHEES HOSPITAL		5	2	29%	7
UNIVERSITY OF WASHINGTON MEDICAL CENTER			7	100%	7
BARTON PARKER OD PC		7			7
WELLMED AT PORT ST LUCIE WEST		6	1	14%	7
MINUTECLINIC DIAGNOSTIC		7			7

COVID-19: testing by laboratory

Data through Dec 6, 2020 verified as of Dec 7, 2020 at 09:25 AM

Data in this report are provisional and subject to change.

The numbers in the table below represent the number of Florida and non-Florida residents for whom test results were received by the Department of Health. A person can be tested by more than one laboratory and can have both positive and negative results. **Therefore, the sum of the numbers in each column will be larger than the total number of people tested.**

Reporting lab	Inconclusive	Negative	Positive	Percent positive	Total
BAPTIST HEALTH			7	100%	7
HEALTHWORKS MED GROUP OF FLORIDA PA		2	5	71%	7
HUNTINGTON VILLAGE URGENT CARE		7			7
HEALTH NETWORK LABORATORIES		6	1	14%	7
GULF COAST MEDICAL GROUP		2	5	71%	7
RAINBOW PEDIATRIC CENTER		1	6	86%	7
THE MARY IMOGENE BASSETT HOSPITAL		7			7
MENORAH HOUSE		7			7
RIVER OAKS TREATMENT CENTER			7	100%	7
SCHOOL OF PHARMACY AND PHARMACEUTICAL		7			7
HEARTLAND PEDIATRICS OF LAKE PLACID			7	100%	7
HEALTH CARE LABORATORY SERVICES		1	6	86%	7
PROHEALTH CARE ASSOCIATES MOBILE		5	2	29%	7
GENESIS		4	3	43%	7
CARENOW URGENT CARE-BRENTWOOD		5	2	29%	7
PEDIATRICS OF CENTRAL FLORIDA		5	2	29%	7
BIOTECH CLINICAL LABORATORIES, INC.			7	100%	7
OPIS COQUINA CENTER		7			7
MONTEFIORE NYACK HOSPITAL AFFILIATED LABORATORY		7			7
APOLLO HEALTH & REHABILITATION		2	5	71%	7
ARCHBOLD MEMORIAL HOSPITAL/LAB		3	4	57%	7
RESOLVE MOLECULAR DIAGNOSTICS		7			7
WELLMED AT SOUTH PARSONS		6	1	14%	7
FAMILY AND INTERNAL MEDICINE AT AVALON PARK		5	2	29%	7
DOCTORS CLINICAL LABORATORY, INC		5	2	29%	7
DEPARTMENT OF HEALTH- CITRUS COUNTY			7	100%	7
MEDLABS DIAGNOSTICS		7			7
HOLY GARDEN ALF, INC.		7			7
ONEIDA HEALTHCARE CENTER		7			7
DORAL URGENT CARE			7	100%	7
THE COLLIER AT NAPLES		6			6
CLEARWATER STATMED QUICK QUALITY CLINICS			6	100%	6
LUMADOC HEALTH		4	2	33%	6
BETH ISRAEL DEACONESS MEDICAL CENTER			6	100%	6
FORT MYERS REHABILITATION AND NURSING CENTER		5	1	17%	6
ADVENTHEALTH EXPRESS CARE AT			6	100%	6
FLORIDA WOMAN CARE LABORATORY			6	100%	6
CRESTVIEW URGENT CARE			6	100%	6
ST LUKES ROOSEVELT LABORATORY		6			6
CENTER ONE SURGERY CENTER		5	1	17%	6
TEXAS DEPARTMENT OF STATE HEALTH SERVICES		2	4	67%	6
MINUTECLINIC DIAGNOSTIC OF NORTH CAROLINA PC		6			6
PERSONAL PEDIATRICS PA		5	1	17%	6
PALMETTO HEALTH ALLIANCE		3	3	50%	6
WILDLIGHT LAB			6	100%	6
PASSPORT HEALTH			6	100%	6
Northwell Lab		2	4	67%	6

COVID-19: testing by laboratory

Data through Dec 6, 2020 verified as of Dec 7, 2020 at 09:25 AM

Data in this report are provisional and subject to change.

The numbers in the table below represent the number of Florida and non-Florida residents for whom test results were received by the Department of Health. A person can be tested by more than one laboratory and can have both positive and negative results. **Therefore, the sum of the numbers in each column will be larger than the total number of people tested.**

Reporting lab	Inconclusive	Negative	Positive	Percent positive	Total
MINUTECLINIC, LLC, DBA MINUTECLINIC #2544		5	1	17%	6
MONROE COUNTY HOSPITAL		4	2	33%	6
TEXAS MEDCLINIC			6	100%	6
MAIMONIDES-SHALOM ACADEMY, INC		5	1	17%	6
CAMPBELL URGENT CARE			6	100%	6
NORTHWEST FLORIDA ENT, PA		3	3	50%	6
CVS PHARMACY #8800		5	1	17%	6
NORTHWEST FLORIDA SLEEP			6	100%	6
PRIME CARE ONE LLC/HARBORCHASE OF VENICE			6	100%	6
TAMIAMI LAB MILLENIUM			6	100%	6
HORIZON MEDICAL GROUP		5	1	17%	6
UNIVERSITY HOSPITAL UC HEALTH		6			6
COLLEGE POINT URGENT CARE		6			6
NEW YORK PRESBYTERIAN - LOWER MANHATTAN		6			6
SONORA QUEST LABORATORIES			6	100%	6
ETHOS LABORATORIES		6			6
PATHLINE			6	100%	6
FREEDOM INN AT TARPON SPRINGS		6			6
FLORIDA DEPARTMENT OF HEALTH IN TAYLOR COUNTY		4	2	33%	6
COMPREHENSIVE CHILDCARE ASSOCIATES		5	1	17%	6
ADVENTHEALTH MEDICAL GROUP		6			6
PENN MEDICINE PRINCETON MEDICAL CENTER		6			6
BARNETT PARK			6	100%	6
THE TERRACE AT IVY ACRES ALF		6			6
SPRING MANOR ASSISTED LIVING		6			6
MORTON PLANT HOSPITAL NURSING			6	100%	6
MARIANNA HEALTH AND REHABILITATION CENTER		6			6
INTERNAL MEDICINE SPECIALIST		5	1	17%	6
ORANGE BLOSSOM FAMILY HEALTH		6			6
WESTCHESTER GENERAL HOSPITAL BLOOD GAS LAB			6	100%	6
CARROLL GARDENS URGENT CARE		6			6
BRIDGEWAY HEALTH CLINICS INC			6	100%	6
PUBLIC SQUARE PHARMACY LLC		6			6
PROHEALTH MED		1	5	83%	6
EDWARD J HEALEY REHAB & NURSING CENTER		6			6
STUART REHABILITATION AND HEALTHCARE		2	4	67%	6
CVS MINUTE CLINIC, LLC		4	2	33%	6
ARLINGTON OF NAPLES		6			6
BROOKDALE PANAMA CITY		5	1	17%	6
VALLEY IMMEDIATE CARE		5	1	17%	6
FLORIDA MEDICAL SPECIALISTS		2	4	67%	6
EAR NOSE AND THROAT ASSOCIATES OF MANATEE, P.A.		6			6
BOCA VIPEDIATRICS			6	100%	6
AARK LABORATORY		6			6
LYNMOORE,THE		6			6
RIVERVIEW REGIONAL MEDICAL CENTER		6			6
DARDEN WELLNESS CENTER		5	1	17%	6

COVID-19: testing by laboratory

Data through Dec 6, 2020 verified as of Dec 7, 2020 at 09:25 AM

Data in this report are provisional and subject to change.

The numbers in the table below represent the number of Florida and non-Florida residents for whom test results were received by the Department of Health. A person can be tested by more than one laboratory and can have both positive and negative results. **Therefore, the sum of the numbers in each column will be larger than the total number of people tested.**

Reporting lab	Inconclusive	Negative	Positive	Percent positive	Total
TIMBER CREEK PEDIATRICS		6			6
COASTAL INTERNAL MEDICINE		6			6
LAWTON CHILES HEALTH CENTER		1	5	83%	6
Signature healthcare of Jacksonville		4	2	33%	6
ENIGMA DIAGNOSTIC, INC.			6	100%	6
TENNESSEE DEPARTMENT OF HEALTH (TDH) - CENTRAL LABORATORY			6	100%	6
GENTRY PARK ORLANDO ASSISTED LIVING		6			6
WATAUGA MEDICAL CENTER		4	2	33%	6
THE VILLAGES REGIONAL HOSPITAL FREESTANDING		3	3	50%	6
TRINITY MEDICAL ASSOCIATES LLC			6	100%	6
CARENOW URGENT CARE-SOUTHLAKE			6	100%	6
UNILAB		2	4	67%	6
MERCY HEALTH—MUSKEGON		5	1	17%	6
RESEARCH CENTERS OF AMERICA, LLC		5	1	17%	6
PRINCETON VILLAGE☐		4	2	33%	6
ROYAL CARE OF AVON PARK		5	1	17%	6
GRACE REHABILITATION CENTER OF VERO BEACH		4	2	33%	6
SAMARITAN HOSPITAL LABORATORY		6			6
JACKSON CLINIC PA,THE		3	3	50%	6
SOUTH CAROLINA DEPARTMENT OF HEALTH			6	100%	6
JERSEY SHORE MEDICAL CENTER		6			6
ILLINOIS DEPT OF PUBLIC HEALTH LAB - SPRINGFIELD			6	100%	6
CAPITAL HEALTH PLAN LABORATORIES			6	100%	6
JUPITER MEDICAL CENTER			6	100%	6
PALM BEACH PEDIATRICS			6	100%	6
BUECHELE DENTAL PA DBA CLERMONT FAMILY DENTISTRY		6			6
WEST		3	3	50%	6
PUBLIC HEALTH LAB		6			6
PATHGROUP LABS, LLC		4	2	33%	6
GENETIC TECHNOLOGICAL INNOVATIONS			6	100%	6
MD BEAUTY LABS, PA		6			6
CAREWELL 301 - WARWICK			6	100%	6
ISLAND COAST PEDIATRICS IN-HOUSE LAB		6			6
THOMAS JEFFERSON UNIVERSITY HOSPITAL		4	2	33%	6
SAINT PETER'S UNIVERSITY HOSPITAL		6			6
WYOMING COUNTY COMMUNITY HOSPITAL LABORATORY		6			6
ALCOVE ASSISTED LIVING FACILITY		6			6
DOH JACKSONVILLE CENTRAL LABORATORY		3	3	50%	6
MAINSTREET FAMILY CARE			6	100%	6
BAYCARE ALLIANT HOSPITAL			6	100%	6
MINUTECLINIC DIAGNOSTIC OF PENNSYLVANIA, LLD #1545		5			5
MINUTECLINIC DIAGNOSTIC OF HAWAII LLC		5			5
MARTHA'S HOUSE & ASSISTED LIVING FACILITY		5			5
ELLIS HOSPITAL LABORATORY		5			5
MISSOURI DEPARTMENT OF HEALTH AND SENIOR SERVICES			5	100%	5
DOCS URGENT CARE		1	4	80%	5
WELLMED AT LAKE COPELAND		2	3	60%	5

COVID-19: testing by laboratory

Data through Dec 6, 2020 verified as of Dec 7, 2020 at 09:25 AM

Data in this report are provisional and subject to change.

The numbers in the table below represent the number of Florida and non-Florida residents for whom test results were received by the Department of Health. A person can be tested by more than one laboratory and can have both positive and negative results. **Therefore, the sum of the numbers in each column will be larger than the total number of people tested.**

Reporting lab	Inconclusive	Negative	Positive	Percent positive	Total
PRECISION HEALTH SOLUTIONS		2	3	60%	5
UNIVERSITY OF CHICAGO MEDICAL CENTER LAB			5	100%	5
OAKMONTE VILLAGE		4	1	20%	5
CLEARWATER PEDIATRIC CARE		1	4	80%	5
CHILDRENS MEDICAL CENTER			5	100%	5
MINUTECLINIC MINUTECLINIC #8746		5			5
PENINSULA CARE AND REHABILITATION CENTER			5	100%	5
EXPRESS FAMILY CARE LLC			5	100%	5
BENDERSON FAMILY SKILLED NURSING AND□		5			5
ANTHEM LAKES LLC		5			5
BROOKDALE CLERMONT			5	100%	5
MONTEFIORE MEDICAL CENTER LABORATORIES - WEILER		4	1	20%	5
LAKE NONA PEDIATRICS IN ASSOCIATION WITH NEMOURS		5			5
FLORIDA HOSPITAL LAKE MARY		5			5
BOND CLINIC DR ELDEEB		1	4	80%	5
URGENT CARE OF LONGWOOD			5	100%	5
ST VINCENT'S CHILTON		4	1	20%	5
PARAMOUNT WALK-IN CLINIC		1	4	80%	5
HOLMES REG MED CENTER CLINICAL LAB			5	100%	5
MEDEXPRESS URGENT CARE - BLOOMINGTON		5			5
XRL SXF REF LAB		5			5
BRADENTON PHYSICIANS MEDICAL CENTER			5	100%	5
BIOTECH			5	100%	5
COOPER HOSPITAL/UNIVERSITY MEDICAL		5			5
BROOKDALE BRANDON		5			5
FREEDOM SQUARE NURSING CENTER□			5	100%	5
OMNICARE PHARMACY OFTEXAS 1, LP DBA OMNICARE		5			5
PEDIATRIC HEALTH CARE ALLIANCE, PA			5	100%	5
BROOKDALE FORT MYERS CYPRESS LAKE		5			5
MEDEXPRESS URGENT CARE - BENTON HARBOR		5			5
VASCONCELLO COHEN MD PA		4	1	20%	5
MAXHEALTH		4	1	20%	5
BAY STREET PHARMACY□		5			5
BAYLOR GENETICS		4	1	20%	5
NORTHPORT MEDICAL CENTER LAB		5			5
GENESIS DERMATOLOGY		4	1	20%	5
OPTUM SILVER LAKES			5	100%	5
ST JOHNS BIOMEDICAL LAB		5			5
DIAMOND RIDGE HEALTH AND REHABILITATION			5	100%	5
ST JOSEPH WOMENS HOSPITAL			5	100%	5
FINLAY		1	4	80%	5
MANATEE PEDIATRICS			5	100%	5
CENTRA CARE POINCIANA			5	100%	5
Salerno Bay Health & Rehabilitation Center		5			5
LAKEVIEW HEALTH CARE SYSTEMS		1	4	80%	5
JACKSON PLAZA NURSING & REHAB CENTER		5			5
WADSWORTH CENTER - DAVID AXELROD INSTITUTE		5			5

COVID-19: testing by laboratory

Data through Dec 6, 2020 verified as of Dec 7, 2020 at 09:25 AM

Data in this report are provisional and subject to change.

The numbers in the table below represent the number of Florida and non-Florida residents for whom test results were received by the Department of Health. A person can be tested by more than one laboratory and can have both positive and negative results. **Therefore, the sum of the numbers in each column will be larger than the total number of people tested.**

Reporting lab	Inconclusive	Negative	Positive	Percent positive	Total
ORMOND MEDICAL ARTS		3	2	40%	5
LORI MCAULIFFE MD PA			5	100%	5
JOE DIMAGGIO CHILDREN'S HOSPITAL		1	4	80%	5
LUXOR SCIENTIFIC LLC			5	100%	5
MC DIAGNOSTIC OF CONNECTICUT, PC #1960		5			5
CHILDREN'S HEALTHCARE OF ATLANTA/EGLESTON		5			5
ARBOR TERRACE SAN JOSE LLC		5			5
MINUTECLINIC DIAGNOSTIC OF PA, LLC (1036)		4	1	20%	5
VERMONT DEPARTMENT OF HEALTH		1	4	80%	5
EXPRESS DOCS LLC			5	100%	5
CENTREX CLINICAL LABS INC		5			5
THE UNIVERSITY OF VERMONT MEDICAL CENTER		4	1	20%	5
ARIZONA DEPARTMENT OF HEALTH SERVICES			5	100%	5
PEDIATRIC URGENT HEALTH CARE			5	100%	5
HEALTHPARK MEDICAL CENTER ABG LAB		5			5
PEDIATRICS OF ALTAMONTE		5			5
THE CLINIC PREMISE HEALTH			5	100%	5
ECLRS		2	3	60%	5
BEACH HOUSE		5			5
BEACON AT GULF BREEZE, THE		5			5
NIGHT OWL PEDIATRICS URGENT CARE			5	100%	5
GUTHRIE MEDICAL GROUP LABORATORIES		5			5
DIEGO FALLON MD PA		3	2	40%	5
NOT INDICATED		1	4	80%	5
CORNERSTONE MEDICAL CARE OF BRANDON PL		5			5
PEDIATRICS OF CENTRAL FLORIDA – POINCIANA		3	2	40%	5
HILLSBOROUGH COUNTY HEALTH DEPARTMENT			5	100%	5
UT SOUTHWESTERN MEDICAL CENTER			5	100%	5
UPMC HEALTH SYSTEM		4	1	20%	5
MAIMONIDES MEDICAL CENTER		4	1	20%	5
BROWARD COUNTY HEALTH DEPT.			5	100%	5
MOUNT SINAI BROOKLYN LABORATORY		4	1	20%	5
BAPTIST HEALTH - TOWN CENTER			5	100%	5
NELSON BIOLOGICAL			5	100%	5
PRECISION LABS LLC		2	3	60%	5
BAYA URGENT CARE LLC		1	4	80%	5
MERCY COLLEGE HEALTH OFFICE		5			5
COMMUNITY HEALTH OF SOUTH FLORIDA			5	100%	5
MEDICAL CENTER OF BLOUNTSTOWN			5	100%	5
GOOD SAMARITAN SOCIETY OF DAYTONA		5			5
CONCENTRA			5	100%	5
MONTEFIORE MEDICAL CENTER LABORATORIES - NORTH		5			5
NORTH FLORIDA PEDIATRICS JASPER			5	100%	5
BAYSHORE LABORATORY		4	1	20%	5
CHILDREN'S HOSPITAL OF PHILADELPHIA		5			5
NEW HAMPSHIRE DEPARTMENT OF HEALTH AND HUMAN SERVICES		3	2	40%	5
COMMUNITY MEDICAL CARE CENTER INC			5	100%	5

COVID-19: testing by laboratory

Data through Dec 6, 2020 verified as of Dec 7, 2020 at 09:25 AM

Data in this report are provisional and subject to change.

The numbers in the table below represent the number of Florida and non-Florida residents for whom test results were received by the Department of Health. A person can be tested by more than one laboratory and can have both positive and negative results. **Therefore, the sum of the numbers in each column will be larger than the total number of people tested.**

Reporting lab	Inconclusive	Negative	Positive	Percent positive	Total
ADVANCED EMURGENT CARE		3	2	40%	5
PALMS REHABILITATION AND HEALTHCARE CENTER		3	2	40%	5
CINNAMON COVE ALF		5			5
NEMOURS CHILDREN'S PRIMARY CARE VERO BEACH			5	100%	5
CRESTWOOD MEDICAL CENTER		4	1	20%	5
RIVER CITY PRIMARY AND URGENT CARE			5	100%	5
GULF COAST VETERANS HCS PANAMA CITY OPC		5			5
WOODHULL MEDICAL AND MENTAL HEALTH CTR		5			5
INN AT ASTON GARDENS AT PELICAN POINTE,THE		5			5
FLORIDA DEPARTMENT OF HEALTH - INVERNESS		3	2	40%	5
AEL KNOXVILLE			5	100%	5
FLORIDA HOSPITAL WINTER PARK		4	1	20%	5
CVS MINUTE CLINIC DIAGNOSTIC OF NORTH CAROL		5			5
BETHESDA COMMUNITY HEALTH CENTER			5	100%	5
INTERNAL MEDICINE SPECIALISTS			5	100%	5
WEST PACIFIC MEDICAL LABORATORY			5	100%	5
GLEN FALLS HOSPITAL DEPARTMENT OF PATHOLOGY		5			5
OCALA OAKS REHABILITATION CENTER		4	1	20%	5
ST CHARLES HOSPITAL LABORATORY		5			5
Wesley Place on Honeysuckle		5			5
IU HEALTH PATHOLOGY			5	100%	5
DEBARY HEALTH AND REHABILITATION CENTER		5			5
ORLANDO HEALTH PHYSICIAN ASSOCIATES		4	1	20%	5
CLEVELAND CLINIC MARTIN HEALTH NURSING & RESTORATIVE		5			5
NORTHERN DUTCHESS HOSPITAL LABORATORY		5			5
AZALEA HEALTH		2	3	60%	5
PRECISION DIAGNOSTICS INC - NJ		5			5
FRANCES WARDE MEDICAL LABORATORY		2	3	60%	5
RADIOLOGY ASSOCIATES OF VENICE AND ENGLEWOOD		5			5
TANNER MEDICAL CENTER EAST AL		5			5
MANATEE COUNTY JAIL		4	1	20%	5
MINUTECLINIC, LLC #03965		4			4
ADVENT HEALTH - DELTONA ER		1	3	75%	4
MARION AND BERNARD L SAMSON NURSING CENTER			4	100%	4
LONG ISLAND JEWISH FOREST HILLS HOSPITAL		4			4
PENNSYLVANIA DEPARTMENT OF HEALTH BUREAU OF LABORATORIES			4	100%	4
INTERMARKET FACILITY			4	100%	4
The Ponce Therapy Care Center		4			4
FAMILY MEDICINE OF WESTON LLC			4	100%	4
Westminster Manor		3	1	25%	4
Surrey Place Healthcare and Rehabilitation		4			4
GRAND VILLA OF CLEARWATER		4			4
SOUTHEASTERN PEDIATRIC ASSOCIATES			4	100%	4
FLORIDA MEDICAL CLINIC - MULTI SPECIALTY CAMPUS		1	3	75%	4
LANE PEDIATRICS PA			4	100%	4
SUMTER PEDIATRICS		4			4
CELAL GUROL ERBAY, MD			4	100%	4

COVID-19: testing by laboratory

Data through Dec 6, 2020 verified as of Dec 7, 2020 at 09:25 AM

Data in this report are provisional and subject to change.

The numbers in the table below represent the number of Florida and non-Florida residents for whom test results were received by the Department of Health. A person can be tested by more than one laboratory and can have both positive and negative results. **Therefore, the sum of the numbers in each column will be larger than the total number of people tested.**

Reporting lab	Inconclusive	Negative	Positive	Percent positive	Total
TREASURE COAST MEDICAL ASSOCIATES INC			4	100%	4
SIGNATURE CARE EMERGENCY CENTER		2	2	50%	4
CVS MINUTE CLINIC DIAGNOSTIC OF TEXAS,LLC		3	1	25%	4
REDMED OF CROSSTOWN		1	3	75%	4
DOLPHIN POINTE HEALTH CARE LLC			4	100%	4
CAPTAIN JAMES A. LOVELL FEDERAL HEALTHCARE CENTER			4	100%	4
FHCP – ORMOND BEACH			4	100%	4
DEPT OF VA MEDICAL CENTER - BAY PINES		1	3	75%	4
PHYSICIANS IMMEDIATE CARE AURORA			4	100%	4
GEORGE SAFRAN MD PC		4			4
PANCARE HEALTH - BONIFAY K-8			4	100%	4
BAYCARE MEDICAL GROUP INC			4	100%	4
FISHERMEN'S HOSPITAL			4	100%	4
BELVEDERE COMMONS OF FORT WALTON BEACH		4			4
ACCESS PHARMACY		4			4
DESOTO HEALTH AND REHAB LLC		2	2	50%	4
ELTINGVILLE CIRCLE URGENT CARE		4			4
OPTUMCARE FLORIDA LLC		1	3	75%	4
INSPIRED LIVING AT PALM BAY		4			4
UNION CITY MANOR NURSING CENTER		4			4
DTR LABS		3	1	25%	4
MULBERRY CARE CENTER		1	3	75%	4
CONCENTRA URGENT CARE		1	3	75%	4
PANCARE HEALTH YOUNGSTOWN			4	100%	4
STEWART MELBOURNE HOSPITAL			4	100%	4
EXPRESS TESTING-ONE			4	100%	4
GNT ASSOCIATES		3	1	25%	4
KANSAS DEPARTMENT OF HEALTH		2	2	50%	4
UW MEDICINE VIROLOGY LAB			4	100%	4
OKLAHOMA STATE UNIVERSITY DIAGNOSTIC LAB			4	100%	4
HOLIDAY MEDICAL ASSOCIATES		1	3	75%	4
BAPTIST PRIMARY BLACK CREEK SOUTH			4	100%	4
HELIX KH UC			4	100%	4
L3HARRIS FAMILY MEDICAL CENTER			4	100%	4
EGL GENETICS DIAGNOSTICS			4	100%	4
MD ANDERSON			4	100%	4
DOTHAN PEDIATRIC CLINIC			4	100%	4
Millennium Nursing & Rehab Center		4			4
ISLAND LAKE CENTER			4	100%	4
SONIC REFERENCE LABORATORY			4	100%	4
BARBARA O'REILLY MD PA		4			4
BOND AND STEELE CLINIC, PA		3	1	25%	4
SOUTHWESTERN REGIONAL MEDICAL CENTER - TULSA		4			4
DAVITA DIALYSIS		4			4
MEADOWCREST FAMILY PHYSICIANS PA			4	100%	4
DYNACARE LABORATORIES			4	100%	4
BENEVA LAKES HEALTHCARE & REHAB CENTER			4	100%	4

COVID-19: testing by laboratory

Data through Dec 6, 2020 verified as of Dec 7, 2020 at 09:25 AM

Data in this report are provisional and subject to change.

The numbers in the table below represent the number of Florida and non-Florida residents for whom test results were received by the Department of Health. A person can be tested by more than one laboratory and can have both positive and negative results. **Therefore, the sum of the numbers in each column will be larger than the total number of people tested.**

Reporting lab	Inconclusive	Negative	Positive	Percent positive	Total
INFECTION CONTROL/ EMPHEALTH		3	1	25%	4
TRIDENT BIOMETRICS		3	1	25%	4
CARENOW URGENT CARE-GREEN HILLS		4			4
LABCORP UNSPECIFIED		4			4
BAYLOR ESOTERIC AND MOLECULAR LAB			4	100%	4
PM PEDIATRICS OF SELDEN		3	1	25%	4
ATMORE NURSING CENTER		3	1	25%	4
GENUS DIAGNOSTICS			4	100%	4
ORCHID COVE		2	2	50%	4
HEALTHY MINORS PEDIATRIC URGENT CARE		4			4
AHC Decatur County		4			4
VITAL CARE URGENT CARE			4	100%	4
COASTAL FAMILY PRACTICE		2	2	50%	4
YAZJI PEDIATRIC CARE LLC DBA TUKA PEDIATRICS			4	100%	4
ACCENT PHYSICIAN SPECIALISTS PA		4			4
JACKSON COUNTY HEALTH DEPARTMENT			4	100%	4
SOUTHEASTERN REGIONAL MEDICAL CENTER			4	100%	4
CVS MINUTE CLINIC DIAGNOSTIC OF TEXAS, LLC		4			4
WYOMING PUBLIC HEALTH LAB			4	100%	4
GENEVA GENERAL HOSPITAL LABORATORY		3	1	25%	4
CITRUS COUNTY HEALTH DEPARTMENT		3	1	25%	4
CVS MINUTE CLINIC DIAGNOSTIC MED GRP OF CA		4			4
FAMILY MEDICAL CARE OF PALM BEACH			4	100%	4
BIOTEST PLASMA CENTER		4			4
SONATA DELRAY BEACH		3	1	25%	4
PLANT CITY PEDIATRICS		4			4
PROFESSIONAL URGENT CARE SERVICES		2	2	50%	4
MIAMI CANCER INSTITUTE			4	100%	4
PEDIATRIC HEALTHCARE ALLIANCE			4	100%	4
BRISTOL AT TAMPA, THE		4			4
PALM HARBOR DERMATOLOGY		4			4
DIAGNOSTECHS		4			4
EAST BANK HOSPITAL - UNIVERSITY OF MINNESOTA MEDICAL CENTER			4	100%	4
CHILDREN'S MEDICAL GROUP		4			4
Sunset Lake Health and Rehabilitation Center		4			4
OMNICARE PHARMACY OF TEXAS 1		4			4
CITYMD		1	3	75%	4
NEWPATH DIAGNOSTICS		4			4
CARENOW URGENT CARE - WINTER SPRINGS		3	1	25%	4
MIRIMUS INC		1	3	75%	4
FHMG_FM AND IM AVALON PARK		1	3	75%	4
ENGLEWOOD HOSPITAL AND MEDICAL CENTER		1	3	75%	4
FLORIDA ATLANTIC UNIVERSITY STUDENT HEALTH			4	100%	4
OCOEE PEDIATRICS		4			4
ELITE MEDICAL CENTER			4	100%	4
NOVARI CARE LLC		3	1	25%	4
NOVANT HEALTH UVA		1	3	75%	4

COVID-19: testing by laboratory

Data through Dec 6, 2020 verified as of Dec 7, 2020 at 09:25 AM

Data in this report are provisional and subject to change.

The numbers in the table below represent the number of Florida and non-Florida residents for whom test results were received by the Department of Health. A person can be tested by more than one laboratory and can have both positive and negative results. **Therefore, the sum of the numbers in each column will be larger than the total number of people tested.**

Reporting lab	Inconclusive	Negative	Positive	Percent positive	Total
COMPUNET CLINICAL LAB			4	100%	4
SANFORD SOUTH UNIVERSITY		4			4
PALM BEACH CANCER INSTITUTE			4	100%	4
FORT HAMILTON URGENT CARE		4			4
IRL MARKET LAB			4	100%	4
COLUMBIA MEMORIAL HOSPITAL LABORATORY		4			4
RUSH UNIVERSITY MEDICAL CENTER LABORATORY			4	100%	4
COLLIER HMA PHYSICIAN MANAGEMENT, LLC			4	100%	4
FOUNTAINVIEW BY FIVE STAR QUALITY CARE		4			4
LIFE'S SPECIAL MOMENTS INC		4			4
NORTHBROOK CENTER FOR		4			4
ADVENT HEALTH - TUSKAWILLA		4			4
ADVENT HEALTH CENTRA CARE - ORANGE LAKE		1	3	75%	4
NAVARRE GARDENS		4			4
MEMORIAL HEALTH CARE SYSTEMS			4	100%	4
WAKEMED		1	3	75%	4
COPELAND MEDICAL CLINIC		3	1	25%	4
MEDICAL CENTER AT OCEAN REEF		1	3	75%	4
SHARP MEMORIAL HOSPITAL MICROBIOLOGY DEPT			4	100%	4
ALBIBI		1	3	75%	4
SARASOTA - ROBERT L TAYLOR COMMUNITY CENTER			4	100%	4
ASSISTED LIVING OF BROWARD		4			4
Belleair Healthcare Center		3	1	25%	4
CAREWELL 202			4	100%	4
AHEC CLINIC		1	3	75%	4
CLEVELAND TENNESSEE HOSPITAL COMPANY		4			4
PROFESSIONAL PARK PEDIATRICS PA			4	100%	4
M&V SAN JOSE MEDICAL CENTER			4	100%	4
PREMIER MEDICAL ASSOCIATES		4			4
SIGNATURE CARE MONTROSE		2	2	50%	4
LABS PLUS LLC		4			4
MARSHALL MEDICAL CENTER SOUTH LAB		3	1	25%	4
REHABILITATION CENTER OF WINTER PARK,THE			4	100%	4
FLORIDA CANCER SPECIALISTS AND RESEARCH		2	2	50%	4
FLORIDA HEART AND VASCULAR			4	100%	4
FIFTH AVENUE PEDIATRICS		3	1	25%	4
PASSPORT HEALTH OF TAMPA BAY		4			4
MINIMALLY INVASIVE VASCULAR INC		4			4
OSWEGO HOSPITAL LABORATORY		4			4
BIO-TECH CLINICAL LABORATORIES			4	100%	4
CVS HEALTH, #3396		4			4
FCHC (OB)-DARWIN SQUARE CTR.			4	100%	4
OSPREY LODGE		4			4
FLORIDA HOSPITAL ALTAMONTE		2	2	50%	4
COVENIENT CARE MEDICAL CLINIC			4	100%	4
PALM BEACH COUNTY HEALTH DEPARTMENT LABORATORY			4	100%	4
CARE HERE			4	100%	4

COVID-19: testing by laboratory

Data through Dec 6, 2020 verified as of Dec 7, 2020 at 09:25 AM

Data in this report are provisional and subject to change.

The numbers in the table below represent the number of Florida and non-Florida residents for whom test results were received by the Department of Health. A person can be tested by more than one laboratory and can have both positive and negative results. **Therefore, the sum of the numbers in each column will be larger than the total number of people tested.**

Reporting lab	Inconclusive	Negative	Positive	Percent positive	Total
Walker BaptistMedCtr		3	1	25%	4
ORANGE PARK PEDIATRIC ASSOCIATES		1	3	75%	4
CHAMPLAIN VALLEY PHYSICIANS HOSPITAL		3	1	25%	4
WALTON PLACE		4			4
UF HEALTH			4	100%	4
West Gate Village, LLC		4			4
CELERION			4	100%	4
CAPE COD HOSPITAL			4	100%	4
GENERAL INTERNAL MEDICINE MEDICAL CTR CLINIC		3	1	25%	4
CAPE CORAL URGENT CARE		2	2	50%	4
THE DOCTORS CENTER HEALTHCARE-SOUTHSIDE		1	3	75%	4
APEX HOME HEALTH CARE		4			4
LOYOLA UNIVERSITY MEDICAL CENTER LABORATORY			3	100%	3
DEPARTMENT OF PATHOLOGY ROME MEMORIAL		3			3
SIGNATURE CARE PFLUGERVILLE			3	100%	3
FLORIDA HEALTH CARE PLANS STIRLING CENTER			3	100%	3
Sunrise Health and Rehabilitation Center			3	100%	3
CARESPOT-WELLINGTON			3	100%	3
SCIENTIFIC LABORATORY DIVISION			3	100%	3
GREENVILLE MEMORIAL HOSPITAL LAB			3	100%	3
ALLIANCE FOR MULTISPECIALTY RESEARCH		3			3
BRADENTON PHYSICIAN MEDICAL CENTER			3	100%	3
ST BARNABAS HOSPITAL		3			3
CULLMAN REGIONAL URGENT CARE		2	1	33%	3
QUATRACOR PLLC		3			3
WINDSOR OF LAKEWOOD RANCH,THE		3			3
LEXINGTON MEDICAL CENTER		1	2	67%	3
UCF STUDENT HEALTH SERVICES LABORATORY			3	100%	3
CARL R DARNALL ARMY MEDICAL CENTER			3	100%	3
UNILAB OF DADE INC			3	100%	3
CORTLAND REGIONAL MEDICAL CENTER		3			3
PUBLIC HEALTH TRUST OF MIAMI DADE COUNTY			3	100%	3
EXETER HOSPITAL		3			3
TNC WALK IN CLINIC		1	2	67%	3
BENSONHURST URGENT CARE		3			3
COMMUNITY MEDICAL AND DENTAL CARE INC		3			3
MEDEXPRESS URGENT CARE - SEMINOLE SQUA		3			3
MOULTRIE CREEK NURSING AND REHAB			3	100%	3
ERIE COUNTY PUBLIC HEALTH CLINICAL		3			3
CHARLOTTE CHD PORT CHARLOTTE		2	1	33%	3
HAWTHORNE INN OF LAKELAND		3			3
Nashville Central Laboratory		3			3
ASPEN VALLEY HOSPITAL			3	100%	3
FLORIDA MENTOR		3			3
ILLINOIS DEPARTMENT OF PUBLIC HEALTH			3	100%	3
FAMILY MEDICINE AT WATERMAN		3			3
MARION PEDIATRICS PA		3			3

COVID-19: testing by laboratory

Data through Dec 6, 2020 verified as of Dec 7, 2020 at 09:25 AM

Data in this report are provisional and subject to change.

The numbers in the table below represent the number of Florida and non-Florida residents for whom test results were received by the Department of Health. A person can be tested by more than one laboratory and can have both positive and negative results. **Therefore, the sum of the numbers in each column will be larger than the total number of people tested.**

Reporting lab	Inconclusive	Negative	Positive	Percent positive	Total
FLORIDA MENTOR-POINT WEST CLUSTER		3			3
ADVENT HEALTH - TIMBERRIDGE ER		2	1	33%	3
NOVANT HEALTH PRESBYTERIAN		2	1	33%	3
MED LABS DIAGNOSTICS		3			3
REGIONAL MEDICAL LAB			3	100%	3
AVANTE AT MT DORA		1	2	67%	3
ALABAMA DEPARTMENT OF PUBLIC HEALTH		1	2	67%	3
ST LUKES HOSPITAL LABORATORY		2	1	33%	3
NEWSTAR MEDICAL LABORATORIES		3			3
KISSIMMEE URGENT CARE		3			3
LEWIS COUNTY MANOR		3			3
DICKSON MEDICAL ASSOCIATES PC PATH LAB		3			3
KEY WEST URGENT CARE, INC		3			3
MEDICAL CENTER AFFILIATES WEST PALM			3	100%	3
MEDICAL CENTER ENTERPRISE			3	100%	3
AVOW HOSPICE INC		3			3
MONTANA DEPARTMENT OF PUBLIC HEALTH & HUMAN SERVICES			3	100%	3
URGENT DOC - URGENT CARE CLINIC			3	100%	3
MID FLORIDA PATHOLOGY LLC		3			3
GARCIA MORALES NELSON			3	100%	3
PANCARE HEALTH - WEWA ELEMENTARY			3	100%	3
CONSOLIDATED LABORATORY SERVICES			3	100%	3
CVS MINUTE CLINIC, LLC #22		2	1	33%	3
MD NOW URGENT CARE - DELRAY WEST			3	100%	3
MINUTECLINIC DIAGNOSTIC OF NEW JERSEY, LLC # 7069		3			3
THOMAS LANGLEY			3	100%	3
TARPON SPRINGS PEDIATRICS, LLC			3	100%	3
NORTH NAPLES HOSPITAL RESPIRATORY THERAPY DEPARTMENT			3	100%	3
BAY BREEZE HEALTH AND REHABILITATION CENTER		3			3
LEE MEMORIAL HEALTH SYSTEM		2	1	33%	3
SONATA BOYNTON BEACH		2	1	33%	3
VELOCITY CARE			3	100%	3
PALMS WEST HOSPITAL			3	100%	3
PHYSICIANS IMMEDIATE CARE ELGIN			3	100%	3
WHOLE FAMILY HEALTH CENTER INC		2	1	33%	3
WRIGHTS HEALTH CARE AND REHABILITATION CENTER		3			3
UT MEMPHIS UNIVERSITY HEALTH SERVICES			3	100%	3
MIDDLETOWN MEDICAL P C			3	100%	3
SOUTHERN OCEAN MEDICAL CENTER		3			3
ORLANDO REGIONAL HEALTH SERVICES		1	2	67%	3
VILLAGES HEALTH, THE		3			3
THE CLINIC OF PEDIATRICS & GI MEDICINE, INC			3	100%	3
VIERA PEDIATRICS			3	100%	3
RELIANT ACUTE CARE			3	100%	3
HEALTHCARE NETWORK OF SOUTHWEST FLORIDA			3	100%	3
FLORENCE - HUNTSVILLE HOSPITAL URGENT CARE		2	1	33%	3
CGH MEDICAL CENTER			3	100%	3

COVID-19: testing by laboratory

Data through Dec 6, 2020 verified as of Dec 7, 2020 at 09:25 AM

Data in this report are provisional and subject to change.

The numbers in the table below represent the number of Florida and non-Florida residents for whom test results were received by the Department of Health. A person can be tested by more than one laboratory and can have both positive and negative results. **Therefore, the sum of the numbers in each column will be larger than the total number of people tested.**

Reporting lab	Inconclusive	Negative	Positive	Percent positive	Total
LABCORP BURLINGTON			3	100%	3
HILLVIEW LABORATORY			3	100%	3
MAYO		1	2	67%	3
LCS SANDHILL COVE LLC DBA		3			3
VICAR'S LANDING NURSING HOME		2	1	33%	3
REELFOOT FAMILY WALK IN CLINIC		2	1	33%	3
BAPTIST PRIMARY CARE, INC.		2	1	33%	3
FAMILY MEDICINE AT HUNTERS CREEK		3			3
TENDER CARE ALF		3			3
EAST HILL MEDICAL GROUP		2	1	33%	3
MINUTECLINIC DIAGNOSTIC OF NORTH CAROLINA, PC		2	1	33%	3
FLORIDA ENDOSCOPY & SURGERY CTR LLC		3			3
SSM HEALTH ST LOUIS MICROBIOLOGY LABORATORY		1	2	67%	3
FLORIDA DEPARTMENT OF HEALTH IN MIAMI DADE COUNTY		2	1	33%	3
NIGHT LITE PEDIATRICS CENTER		1	2	67%	3
MARYLAND STATE DEPT OF HEALTH	2		1	33%	3
CROSSVILLE MEDICAL GROUP		1	2	67%	3
PEACEHEALTH LABORATORIES		2	1	33%	3
ELITE PRIMARY CARE OF WAYCROSS			3	100%	3
CALHOUN COUNTY HEALTH DEPT		2	1	33%	3
STATMED QUICK QUALITY CLINIC AT NORTH PINELLAS			3	100%	3
SPRING LAKE REHABILITATION CENTER			3	100%	3
VIBRANT AMERICA		3			3
MEDIC INFUSION PA		3			3
PACIFICA SENIOR LIVING OCALA		3			3
BAPTIST OUTPATIENT SERVICES			3	100%	3
PPD - IXLAYER		3			3
MARION COUNTY FIRE RESCUE		3			3
US SPECIALTY LABS			3	100%	3
SEMINOLE FAMILY HEALTH CENTER		3			3
CONSULATE HEATH CARE AT WEST ALTAMONTE			3	100%	3
BARONESS ERLANGER HOSPITAL		3			3
CAREWELL URGENT CARE			3	100%	3
LAFAYETTE NURSING AND REHAB			3	100%	3
PRISMA HEALTH MIDLANDS			3	100%	3
JACKSON SOUTH COMMUNITY HOSPITAL LAB			3	100%	3
SURETOX LABORATORY LLC		2	1	33%	3
AVANTE INVERNESS		1	2	67%	3
ACCESS HEALTH CARE		2	1	33%	3
FLORIDA MEDICAL CLINIC IM MLK		3			3
NORTHWEST FLORIDA CLINICAL LAB		1	2	67%	3
The Care Center at Pinellas Park		3			3
SANDGATE GARDENS REHAB & NURSING CENTER		2	1	33%	3
CAMPAZZI CONCIERGE MEDICAL SERVICES		2	1	33%	3
COURTYARD GARDENS OF JUPITER		3			3
SEA LEVEL LABS			3	100%	3
PRIMECARE		2	1	33%	3

COVID-19: testing by laboratory

Data through Dec 6, 2020 verified as of Dec 7, 2020 at 09:25 AM

Data in this report are provisional and subject to change.

The numbers in the table below represent the number of Florida and non-Florida residents for whom test results were received by the Department of Health. A person can be tested by more than one laboratory and can have both positive and negative results. **Therefore, the sum of the numbers in each column will be larger than the total number of people tested.**

Reporting lab	Inconclusive	Negative	Positive	Percent positive	Total
OPENTRONS PRL		2	1	33%	3
GROVES CENTER			3	100%	3
VIERA HOSPITAL, INC			3	100%	3
INTERNAL MEDICINE LIPID AND WELNNESS PRACTICE			3	100%	3
BIG BEND HOSPICE INC		3			3
PATHOLOGY REFERENCE LAB LLC			3	100%	3
XPRESS URGENT CARE LLC		3			3
NORTHERN LIGHT LABORATORY		1	2	67%	3
ADVENT HEALTH - WESTCHASE ER			3	100%	3
BRENTWOOD SENIOR LIVING AT ST PETE			3	100%	3
ACE BIOMEDICAL LABS LLC			3	100%	3
IOWA DEPARTMENT OF PUBLIC HEALTH			3	100%	3
INDIANA STATE DEPARTMENT OF HEALTH		1	2	67%	3
BETTERMED URGENT CARE			3	100%	3
RHEA MEDICAL CENTER		3			3
URGENT CARE AT LONGWOOD			3	100%	3
HELIX MEDICAL CENTERS		1	2	67%	3
PATIENT FIRST - ALLENTOWN			3	100%	3
ASSOCIATES MD CYPRESS CREEK			3	100%	3
HELIX LW UC		1	2	67%	3
ABSOLUTE HEALTH		3			3
WESLEY CHAPEL INTERNAL MEDICINE AND PEDIATRICS			3	100%	3
NORTHEAST ALABAMA REGIONAL MEDICAL CENTER		2	1	33%	3
ADRIANA M CASTRO MD PA		3			3
CTRS			3	100%	3
MCR HEALTH LAWTON CHILES ADMINISTRATION STE A		1	2	67%	3
LEE CONVENIENT CARE AT SUMMERLIN			3	100%	3
Bardmoor Oaks Healthcare and Rehabilitation Center		3			3
PINELLAS PARK HEALTH CENTER - PINELLAS CHD		1	2	67%	3
GONZALEZ MD AND ASWAD MD HEALTH SERVICES			3	100%	3
MINUTECLINIC, LLC #05038		3			3
VIDANT MEDICAL CENTER			3	100%	3
GYN PATH SERVICES			3	100%	3
FLORIDA MEDICAL CL ODOM TPA			3	100%	3
TRUE HEALTH – LAKE UNDERHILL		3			3
WESTMINSTER SHORES			3	100%	3
WATSON THERAPEUTICS INC			3	100%	3
UNITY HEALTH AND REHABILITATION CENTER			3	100%	3
WINDER NURSING INC DBA WINDER HEALTH CARE		3			3
NORTH SHORE HEMATOLOGY-ONCOLOGY ASSOCIATES, PC		3			3
LAHEY CLINIC MEDICAL CENTER			3	100%	3
MEDEXPRESS URGENT CARE - MAPLE DRIVE		3			3
SOFTLAB			3	100%	3
ADVENTHEALTH MEDICAL GROUP PEDIATRIC & ADOLESCENT		3			3
KENILWORTH CARE & REHABILITATION CENTER			3	100%	3
FLORIDA CANCER SPECIALISTS & RESEARCH INSTITUTE		2	1	33%	3
SJH			3	100%	3

COVID-19: testing by laboratory

Data through Dec 6, 2020 verified as of Dec 7, 2020 at 09:25 AM

Data in this report are provisional and subject to change.

The numbers in the table below represent the number of Florida and non-Florida residents for whom test results were received by the Department of Health. A person can be tested by more than one laboratory and can have both positive and negative results. **Therefore, the sum of the numbers in each column will be larger than the total number of people tested.**

Reporting lab	Inconclusive	Negative	Positive	Percent positive	Total
BELLIN HEALTH LAB		1	2	67%	3
PALM BEACH CDH - DELRAY BEACH			3	100%	3
GREATER MOBILE URGENT CARE – SPRINGHILL			3	100%	3
KETTERING HEALTH			3	100%	3
State Lab Unspecifd			3	100%	3
MPG JACKSONVILLE ATLANTIC BLVD		1	2	67%	3
WATSON THERAPEUTICS		1	2	67%	3
FLORIDA LABORATORY ANALYSIS, LLC			3	100%	3
GREENLEAF ALF		3			3
MONTANA PUBLIC HEALTH LAB			3	100%	3
JOHN T MATHER MEMORIAL HOSPITAL LABORATORY		3			3
PREMIER FAMILY AND SPORTS MEDICINE		2	1	33%	3
TIFTON CARECONNECT URGENT CARE			3	100%	3
LA MER NH LLC			3	100%	3
Bainbridge Health and Rehab		3			3
ARCPPOINT LABS OF ST PETERSBURG		1	2	67%	3
ASHTON PLACE		3			3
TERENCE B MITCHELL MD, INC			3	100%	3
PARRISH MEDICAL CENTER-WAIVED TESTING		3			3
IGENEX INC		3			3
MEDFUSION		2	1	33%	3
DACH MAIN LAB			3	100%	3
JOSEF SCHENKER MD PC		3			3
NORTH SHORE HOSP. INFECTION CONTROL			3	100%	3
ALLIANCE LABS @LRMC			3	100%	3
THE LODGE AND REHABILITATION CENTER		3			3
WALGREENS COVID-19		2	1	33%	3
NYC PUBLIC HEALTH LABS			3	100%	3
GARDENS HEALTH NH LLC		3			3
TERRACE OF ST CLOUD, THE		2	1	33%	3
PUTNAM HOSPITAL CENTER LABORATORY		3			3
TARRANT COUNTY PUBLIC HEALTH		3			3
BEEBE MEDICAL CENTER LABORATORY		3			3
WALK IN URGENT CARE			3	100%	3
MEDICAL CENTER OF THE ROCKIES			3	100%	3
ONSLow MEMORIAL HOSPITAL LABORATORY		3			3
CITIZENS BAPTIST MEDICAL CENTERS LAB		3			3
VAIL VALLEY MEDICAL CENTER			3	100%	3
PEDIATRICS BY THE SEA JOG RD OFFICE			3	100%	3
DANIEL M LIBBY MD PLLC		3			3
GRACE WELLNESS CENTER		2	1	33%	3
MINUTECLINIC, LLC, DBA MINUTECLINIC #6106		2	1	33%	3
THONOTOSASSA COMMUNITY HEALTH CENTER			3	100%	3
NORTH BROWARD HOSPITAL DISTRICT HEALTHCARE FOR THE HOMELESS			3	100%	3
MANORCARE NURSING & REHABILITATION CENTER-NAPLES		3			3
SENTARA NORFOLK GENERAL HOSPITAL CENTRAL LAB			3	100%	3
TAMPA		1	2	67%	3

COVID-19: testing by laboratory

Data through Dec 6, 2020 verified as of Dec 7, 2020 at 09:25 AM

Data in this report are provisional and subject to change.

The numbers in the table below represent the number of Florida and non-Florida residents for whom test results were received by the Department of Health. A person can be tested by more than one laboratory and can have both positive and negative results. **Therefore, the sum of the numbers in each column will be larger than the total number of people tested.**

Reporting lab	Inconclusive	Negative	Positive	Percent positive	Total
PERDIDO URGENT CARE			3	100%	3
RED MOUNTAIN DIAGNOSTICS		3			3
MADISON COUNTY HEALTH DEPARTMENT		3			3
MEDEXPRESS URGENT CARE- MARYLAND		3			3
JOSEF SCHENKER MD PC DBA CENTERS URGENT		2	1	33%	3
SANFORD MOBILE LAB			3	100%	3
PRORENATA LABS		1	2	67%	3
CENTRAL DUPAGE HOSPITAL			3	100%	3
MEDEXPRESS URGENT CARE - MONROE		3			3
VIRGINIA DIVISION OF CONSOLIDATED LABORATORIES			3	100%	3
UNC HOSPITAL/MCLENDON CLINICAL LABORATORIES			3	100%	3
ARDEN COURTS OF TAMPA		3			3
YORK HOSPITAL - LABORATORY			3	100%	3
DEACONESS HOSPITAL			3	100%	3
FOUNTAINS OF HOPE LLC, THE		3			3
MARSHFIELD LABORATORIES			3	100%	3
URGENT CARE - OCONEE		2	1	33%	3
ANN STORCK CENTER INC		3			3
BIRMINGHAM VAMC		1	2	67%	3
NORTHSIDE HOSPITAL		2	1	33%	3
UNIVERSITY OF MIAMI MILLER SCHOOL OF MEDICINE			3	100%	3
COVENANT PEDIATRICS		1	2	67%	3
CENTRAL FLORIDA PEDIATRIC URGENT CARE LLC		2	1	33%	3
MIZELL MEMORIAL HOSPITAL			3	100%	3
MACADAMS HOME HEALTH AGENCY		3			3
PR HEALTH			3	100%	3
Fouraker Hills Rehab and Nursing			3	100%	3
PBC PREMIER FAMILY HEALTH			3	100%	3
BOROPARK URGENT CARE		3			3
FLORIDA HOSPITAL APOPKA		2	1	33%	3
TUFTS MEDICAL CENTER			3	100%	3
FLORIDA CLINICAL LABORATORY - BIOREFERENCE LABORATORIES		2	1	33%	3
WILLIAM A HINTON STATE LABORATORY INSTITUTE		1	2	67%	3
BETH ISRAEL MEDICAL CENTER LABS		3			3
CORTLAND COUNTY HEALTH DEPARTMENT		3			3
MUNSON MEDICAL CENTER			3	100%	3
MID FLORIDA CLINICAL LABORATORY		2	1	33%	3
URGENT TEAM - MUSCLE SHOALS		3			3
SUPERIOR RESIDENCES AT CALA HILLS		3			3
THE HOSPITAL OF PROVIDENCE EMERGENCY ROOM			2	100%	2
INNOVATIVE COVID-DIVERSEY			2	100%	2
NEW YORK STATE DEPARTMENT OF HEALTH		1	1	50%	2
PALMETTO FAMILY HEALTH CENTER			2	100%	2
ALAN A SMITH MD LLC		2			2
CONSULATE HEALTH CARE		1	1	50%	2
SOUTHEAST GEORGIA HEALTH SYSTEM			2	100%	2
COMPREHENSIVE CLINICAL RESEARCH, LLC			2	100%	2

COVID-19: testing by laboratory

Data through Dec 6, 2020 verified as of Dec 7, 2020 at 09:25 AM

Data in this report are provisional and subject to change.

The numbers in the table below represent the number of Florida and non-Florida residents for whom test results were received by the Department of Health. A person can be tested by more than one laboratory and can have both positive and negative results. **Therefore, the sum of the numbers in each column will be larger than the total number of people tested.**

Reporting lab	Inconclusive	Negative	Positive	Percent positive	Total
LACORP		1	1	50%	2
ENTRUST IMMEDIATE CARE			2	100%	2
CVS MINUTE CLINIC DIAGNOSTIC OF KANSAS, PA		2			2
MINUTE CLINIC			2	100%	2
NORTHWELL HEALTH			2	100%	2
STEWART MELBOURNE HOSPITAL, INC			2	100%	2
CVS MINUTE CLINIC DIAG OF IND LLC #5206		1	1	50%	2
RIO PINAR HEALTH CARE			2	100%	2
FAMILY HEALTH CENTER			2	100%	2
PRINCETON BMC LABORATORY		2			2
GEISINGER MEDICAL CENTER		2			2
WHITESANDS OUTPATIENT TREATMENT		2			2
GUARDANT HEALTH		2			2
RIVERVIEW MEDICAL CLINIC		2			2
UNITED MEMORIAL MEDICAL CENTER			2	100%	2
OURMED		2			2
CROSSROADS			2	100%	2
Lakeside Oaks Care Center			2	100%	2
ARLINGTON DIALYSIS CENTER LLC		2			2
CITRUS PARK			2	100%	2
ROANE MEDICAL CENTER		1	1	50%	2
NOT GIVEN		1	1	50%	2
ASPIRUS RIVERVIEW HOSPITAL & CLINICS INC		1	1	50%	2
AUSTIN REGIONAL CLINIC MICROBIOLOGY LAB			2	100%	2
FLORIDA DEPARTMENT OF HEALTH WASHINGTON COUNTY		1	1	50%	2
SOUTHSIDE FAMILY MEDICAL		2			2
SINAI PLAZA NURSING AND REHAB CENTER			2	100%	2
HOME ACCESS HEALTH			2	100%	2
SPECIALTY LABORATORIES			2	100%	2
WISE HEALTH SYSTEM		1	1	50%	2
UK HEALTHCARE			2	100%	2
IN & OUT URGENT CARE METAIRIE			2	100%	2
CELEBRATION PEDIATRICS			2	100%	2
PBSO WEST PALM FAMILY PRACTICE			2	100%	2
AFFORDABLE PRIMARY CARE LLC		2			2
CLEAR LAKE REGIONAL MEDICAL CENTER			2	100%	2
RIVERWOOD CENTER,THE			2	100%	2
BNC Medical Investors, LLC Berrien Nursing & Rehabilitation Center		2			2
ADVICE FOR OPTIMAL WELLNESS			2	100%	2
SPARROW CENTRAL LAB			2	100%	2
SOUTH DAKOTA DEPARTMENT OF HEALTH		2			2
LODGE HEALTH AND REHABILITATION CENTER, THE		2			2
MINUTECLINIC DIAGNOSTIC OF TEXAS		2			2
CORAL REEF NURSING & REHABILITATION CENTER		2			2
NATIONAL JEWISH HEALTH			2	100%	2
ASCENSION ST VINCENT'S RIVERSIDE			2	100%	2
MID-FLORIDA HEMATOLOGY AND ONCOLOGY CENTERS		2			2

COVID-19: testing by laboratory

Data through Dec 6, 2020 verified as of Dec 7, 2020 at 09:25 AM

Data in this report are provisional and subject to change.

The numbers in the table below represent the number of Florida and non-Florida residents for whom test results were received by the Department of Health. A person can be tested by more than one laboratory and can have both positive and negative results. **Therefore, the sum of the numbers in each column will be larger than the total number of people tested.**

Reporting lab	Inconclusive	Negative	Positive	Percent positive	Total
BETHPAGE EXTENDED HOURS CENTER		2			2
ORLANDO ORTHOPAEDIC OUTPATIENT SURGERY CENTER			2	100%	2
DALLAS MEDICAL CENTER			2	100%	2
MAGNOLIA PEDIATRICS GROUP LLC			2	100%	2
ISLAND DOCTORS DAYTONA			2	100%	2
SARASOTA MEMORIAL MEDICAL URGENT CARE CENTER			2	100%	2
HCR MANOR CARE SERVICES OF FLORIDA III INC		2			2
PREMIER LABORATORY SERVICES, LLC			2	100%	2
MEDICINE SHOPPE #1306 THE		1	1	50%	2
MINUTE CLINIC DIAGNOSTIC OF PENNSYLVANIA		2			2
PTC LABORATORIES			2	100%	2
MEDEXPRESS URGENT CARE - TULSA, S YALE AVE		2			2
ST VINCENTS AMBULATORY CARE INC DBA			2	100%	2
VALDOSTA FAMILY MEDICINE			2	100%	2
ADVANCED PEDIATRICS			2	100%	2
STEUBEN COUNTY PUBLIC HEALTH		2			2
WEISS PEDIATRIC CARE LLC		2			2
NAVAL BRANCH MEDICAL CLINIC			2	100%	2
REGENCY OAKS HEALTH CENTER		2			2
BAPTIST HEALTHCARE - LAKEVIEW CENTER INC		2			2
WALGREENS #05477		2			2
PALM CITY NURSING AND REHAB CENTER			2	100%	2
ST PETERSBURG PEDIATRICS-EAST BAY			2	100%	2
Magnolia Health and Rehab Center			2	100%	2
COOK HOSPITAL AND CARE CENTER		1	1	50%	2
PruittHealth Lakehaven		2			2
VANAYER HEALTHCARE AND REHAB CENTER		2			2
ADVENTIST HEALTH SYSTEM FLORIDA DEPT OF HEALTH		1	1	50%	2
PEACEHEALTH CENTRAL		2			2
KINGS BAY PEDIATRICS LLC			2	100%	2
MEDICAL CENTER AT OCEAN REEF,THE		2			2
MEMORIAL SLOAN KETTERING CANCER CENTER		1	1	50%	2
STUDENT HEALTH SERVICES			2	100%	2
ELMHURST MEMORIAL HOSPITAL			2	100%	2
UNIVERSITY OF MISSOURI HEALTH CARE			2	100%	2
EMORY UNIVERSITY HOSPITAL			2	100%	2
DOTHAN WEST FAMILY MEDICINE		1	1	50%	2
FL DEPT OF HEALTH MARION COUNTY MOBILE HEALTH UNIT			2	100%	2
GULF COAST PEDIATRICS OF SARASOTA PA		1	1	50%	2
SPRING HILL REGIONAL HOSPITAL			2	100%	2
GINKGO-IXLAYER		2			2
BREVARD HEALTH ALLIANCE INC, THE			2	100%	2
GALEN BAYLOR EXTENSION		2			2
INTEGRITY CLINICAL RESEARCH CENTER INC		1	1	50%	2
ASCENSION ST MICHAEL'S HOSPITAL LAB		1	1	50%	2
ST. JOSEPH REGIONAL MEDICAL CENTER			2	100%	2
ORLANDO FAMILY MEDICAL INC		2			2

COVID-19: testing by laboratory

Data through Dec 6, 2020 verified as of Dec 7, 2020 at 09:25 AM

Data in this report are provisional and subject to change.

The numbers in the table below represent the number of Florida and non-Florida residents for whom test results were received by the Department of Health. A person can be tested by more than one laboratory and can have both positive and negative results. **Therefore, the sum of the numbers in each column will be larger than the total number of people tested.**

Reporting lab	Inconclusive	Negative	Positive	Percent positive	Total
AMERICAN SCIENTIFIC LABORATORIES LLC			2	100%	2
FIRST CARE - MIDDLESBORO			2	100%	2
NOVADX		2			2
ALLIANCE PEDIATRICS PA			2	100%	2
TRUE HEALTH- HOFFNER		2			2
Elba Nursing and Rehabilitation Center, LLC		2			2
MEDEXPRESS URGENT CARE - TIMBERLAKE		2			2
BAYSTATE MEDICAL CENTER		1	1	50%	2
NEW GEN LABS			2	100%	2
ADVANCED URGENT CARE LLC			2	100%	2
Lake Charles Healthcare LLC dba Landmark Lake Charles			2	100%	2
OHIO DEPARTMENT OF HEALTH			2	100%	2
CROSS CITY REHABILITATION AND HEALTH CARE CENTER		2			2
MINUTECLINIC DIAGNOSTIC OF OHIO #6192		2			2
INSPIRIT SENIOR LIVING			2	100%	2
ST LUKES HOSPITAL			2	100%	2
VIRGINIA DEPT OF HEALTH OFFICE OF EPIDEMIOLOGY			2	100%	2
FIRST CHOICE MEDICAL PC			2	100%	2
INTERNAL MEDICINE ASSOCIATES-DUNELLON			2	100%	2
STEWART ST ELIZABETH MEDICAL CENTER			2	100%	2
RENAISSANCE AT THE TERRACES		2			2
NORTH DAKOTA DEPT OF HEALTH MICROBIOLOGY			2	100%	2
UNIVERSITY OF KANSAS MEDICAL CENTER			2	100%	2
SUNNYSIDE MANOR		2			2
BRITO MEDICAL CENTER			2	100%	2
PREMIER MEDICAL LABORATORY			2	100%	2
SWEETWATER NURSING CENTER		2			2
UW HOSPITAL AND CLINICS		1	1	50%	2
MONTEFIORE MEDICAL CENTER LABS MONTEFIORE		1	1	50%	2
TERRACE AT HOBE SOUND, THE		1	1	50%	2
TALLAHASSEE MEMORIAL HEALTHCARE FAMILY MED RESIDENCY			2	100%	2
CRUC CMCH-COVID-19		2			2
FLORIDA PRIMARY & SPECIALTY CARE		2			2
KINGS COUNTY HOSPITAL CENTER			2	100%	2
AVANTE AT OCALA INC			2	100%	2
GULF COAST REGIONAL MEDICAL CARE		2			2
PM PEDIATRICS OF BAYSIDE PLLC		2			2
WYOMING DEPT OF HEALTH			2	100%	2
UNIVERSITY OF MICHIGAN		2			2
CARESPOT EXPRESS HEALTHCARE			2	100%	2
JRS LABORATORY			2	100%	2
MINUTECLINIC, LLC #03268		2			2
SCDHEC BUREAU OF LABORATORIES			2	100%	2
COVANCE			2	100%	2
SCIENTIFIC LABORATORY COMPANY		2			2
LAKE MARY HEALTH AND REHABILITATION CENTER		1	1	50%	2
UT PATH			2	100%	2

COVID-19: testing by laboratory

Data through Dec 6, 2020 verified as of Dec 7, 2020 at 09:25 AM

Data in this report are provisional and subject to change.

The numbers in the table below represent the number of Florida and non-Florida residents for whom test results were received by the Department of Health. A person can be tested by more than one laboratory and can have both positive and negative results. **Therefore, the sum of the numbers in each column will be larger than the total number of people tested.**

Reporting lab	Inconclusive	Negative	Positive	Percent positive	Total
LIFE CARE HOME HEALTH SERVICES LLC			2	100%	2
Hialeah Nursing And Rehabilitation Center			2	100%	2
INA		1	1	50%	2
MOBILE COUNTY HEALTH DEPARTMENT		1	1	50%	2
BAYMEADOWS PRIMARY CARE		2			2
OKLAHOMA STATE DEPARTMENT OF HEALTH-PUBLIC HEALTH LABORATORY			2	100%	2
REMISE OCCUPATIONAL HEALTH SOLUTIONS INC			2	100%	2
ADVENTHEALTH EXPRESS CARE AT WALGREENS			2	100%	2
TENNESSEE DEPARTMENT OF HEALTH (TDH) - REGIONAL LABORATORY			2	100%	2
CORNERSTONE MEDICAL CARE OF BRANDON		2			2
PIEDMONT HOSPITAL LAB			2	100%	2
MARCO ISLAND HOSPITAL INC D/B/A		1	1	50%	2
LEON MEDICAL CENTERS, LLC			2	100%	2
CALIFORNIA DEPARTMENT OF PUBLIC HEALTH			2	100%	2
PALMS, THE		2			2
PROPATH			2	100%	2
PLASMA MED RESEARCH DBA		2			2
MAGNOLIA ADULT, LLC			2	100%	2
MINUTE-CLINIC DIAGNOSTIC OF VIRGINIA, LLC #2003		1	1	50%	2
CEDARS-SINAI MEDICAL CENTER			2	100%	2
ADVENTHEALTH EAST ORLANDO EMPLOYEE CLINIC		2			2
RAINBOW PEDIATRIC CENTER PA		1	1	50%	2
Cleveland Clinic Weston			2	100%	2
SENIOR HOME CARE INC		2			2
URGENT CARE & FAMILY PRACTICE CENTER			2	100%	2
DOCTORS HOSPITAL RENAISSANCE			2	100%	2
MEMORIAL HERMANN			2	100%	2
Okeechobee Health Care Facility		2			2
URGENT TEAM - HUNTSVILLE		2			2
ADVENTHEALTH MEDICAL GROUP PEDIATRICS AT		1	1	50%	2
PHYSICIANS LABORATORY SERVICES			2	100%	2
UNIVERSITY OF MARYLAND MEDICAL CENTER			2	100%	2
FLORIDA HOSPITAL PHYSICIAN GROUP		1	1	50%	2
Workmens Circle Multicare Center		2			2
ADVENTHEALTH SEBRING- INFECTION CONTROL DEPARTMENT			2	100%	2
PHYSICIANS MEDICAL CENTER		2			2
BERGEN COUNTY SURGICAL AND ENDOSCOPY CENTER		2			2
CARE 365			2	100%	2
ST VINCENT'S ST CLAIR		1	1	50%	2
MEDEXPRESS URGENT CARE - WILLIAMSPORT		2			2
ALOHA HOME CARE LLC DBA ACCENTCARE HOME HEALTH OF		2			2
JUPITER MEDICAL CENTER URGENT CENTER			2	100%	2
PRIMARY CARE MEDICINE		1	1	50%	2
ADVANCED PEDIATRICS OF BOCA LLC			2	100%	2
FLORIDA MEDICAL CLINIC RADIOLOGY DALE MABRY		2			2
FLORIDA MEDICAL CLINIC -INTERNAL MED DADE CITY			2	100%	2
ADIRONDACK MEDICAL CENTER		2			2

COVID-19: testing by laboratory

Data through Dec 6, 2020 verified as of Dec 7, 2020 at 09:25 AM

Data in this report are provisional and subject to change.

The numbers in the table below represent the number of Florida and non-Florida residents for whom test results were received by the Department of Health. A person can be tested by more than one laboratory and can have both positive and negative results. **Therefore, the sum of the numbers in each column will be larger than the total number of people tested.**

Reporting lab	Inconclusive	Negative	Positive	Percent positive	Total
YOUTH AND YOU, INC		2			2
WHOLE CHILD PEDIATRICS			2	100%	2
MINUTE CLINIC LLC #5706		1	1	50%	2
POINT OF CARE PRIVATE HEALTH MANAGEMENT			2	100%	2
FLORIDA HOSPITAL LABORATORIES		2			2
STARR COUNTY MEMORIAL HOSPITAL			2	100%	2
BMC/JACSONVILLE		1	1	50%	2
AVALON PARK RETIREMENT RESIDENCE		2			2
VIRTUA MEMORIAL HOSPITAL BURLINGTON COUNTY			2	100%	2
MINUTECLINIC DIAGNOSTIC OF PA LLC		2			2
CLINICAL LABORATORIES OF THE BUFFALO		2			2
Fort Gaines Health and Rehab		2			2
DEKALB MEDICAL CENTER LABORATORY			2	100%	2
LAKELAND HILLS CENTER		1	1	50%	2
CVS MINUTE CLINIC DIAGNOSTIC OF TEXAS LLC		2			2
MEMORIAL HERMANN CONSOLIDATED LABORATORY SERVICES			2	100%	2
KINDRED HOSPITAL CENTRAL TAMPA BLOOD GAS		2			2
ST. MARY'S MEDICAL CENTER EVANSVILLE, INC			2	100%	2
CURATIVE CARE CENTER INC			2	100%	2
PM PEDIATRICS OF BAYSIDE, PLLC - MANHASSET		2			2
BRANDYWYNE HEALTH CARE CENTER			2	100%	2
TRINITAS REGIONAL MEDICAL CENTER		1	1	50%	2
KENTUCKY CABINET FOR HEALTH AND FAMILY SERVICES			2	100%	2
MEDEXPRESS URGENT CARE - MARKHAM STREE		2			2
CHESTERFIELD HEALTHCARE GROUP, INC		2			2
MEDEXPRESS URGENT CARE - ROBINSON TWP, STEUBENVILLE PIKE		2			2
LAKELAND REGIONAL HEALTH		2			2
UNIVERSITY OF WASHINGTON MEDICAL CENTER (UWMC) EMERGENCY DEPT.			2	100%	2
JOHN D. ARCHBOLD MEM. HOSPITAL			2	100%	2
NLC LABS			2	100%	2
COVID PROCESSING SITE			2	100%	2
PEDIATRICS AND ADOLESCENT MEDICINE		2			2
TRICORE REFERENCE LABORATORY		1	1	50%	2
PINELLAS POINT NURSING AND REHAB			2	100%	2
MEDEXPRESS URGENT CARE - PRINCETON		2			2
MEDICAL CENTER LABORATORY			2	100%	2
TGH Brandon Healthplex Laboratory			2	100%	2
CELEBRATION PEDIATRICS PA			2	100%	2
DMC UNIVERSITY LABORATORIES		1	1	50%	2
BENTON PEDIATRICS		2			2
MEDICANA NURSING AND REHAB CENTER			2	100%	2
BAYLOR COLLEGE OF MEDICINE			2	100%	2
Lakeview Village		2			2
FLORIDA COMMUNITY HEALTH CENTERS, INC.			2	100%	2
SANFORD REGIONAL HOSPITAL WORTHINGTON		2			2
CLINICA HISPANIA			2	100%	2
RAINY LAKE MEDICAL CENTER			2	100%	2

COVID-19: testing by laboratory

Data through Dec 6, 2020 verified as of Dec 7, 2020 at 09:25 AM

Data in this report are provisional and subject to change.

The numbers in the table below represent the number of Florida and non-Florida residents for whom test results were received by the Department of Health. A person can be tested by more than one laboratory and can have both positive and negative results. **Therefore, the sum of the numbers in each column will be larger than the total number of people tested.**

Reporting lab	Inconclusive	Negative	Positive	Percent positive	Total
VIGILINT HEALTHCARE		1	1	50%	2
HOSPICE OF THE TREASURE COAST		1	1	50%	2
BIOHEALTH MEDICAL LAB INC			2	100%	2
HEART OF FLORIDA HEALTH CENTER INC			2	100%	2
WASHINGTON COUNTY HEALTH DEPARTMENT		1	1	50%	2
ROCKEFELLER UNIVERSITY CLINICAL GENOMICS LABORATOR		2			2
WISCONSIN STATE LABORATORY OF HYGIENE		1	1	50%	2
ATLAS GENOMICS			2	100%	2
MAILBOX DIAGNOSTICS		1	1	50%	2
GRAND VILLA OF MELBOURNE			2	100%	2
SOUTHWEST ORLANDO FAMILY MEDICINE, PL			2	100%	2
LEGACY LABORATORY SERVICES			2	100%	2
CHAPPEL GROUP RESEARCH, THE		2			2
VILLA HEALTH NH LLC			2	100%	2
COMMONS AT ORLANDO LUTHERAN TOWERS SNF			2	100%	2
MOBIL LAB FOR ALL INC		2			2
Broadview Multi-Care Center		2			2
PEPIN ACADEMIES-PASCO		2			2
REGIONS HOSPITAL LABORATORY			2	100%	2
CPL LABS			2	100%	2
SPRINGS MEDICAL LAB		1	1	50%	2
CRESTVIEW IMMEDIATE CARE LL			2	100%	2
MINUTECLINIC DIAGNOSTIC OF TEXAS, LLC #7435		2			2
SHORE MEDICAL CENTER		2			2
AMERICAN MEDICAL LABORATORIES			2	100%	2
INTERNAL MEDICINE ASSOCIATES PA		2			2
ARKANSAS DEPARTMENT OF HEALTH			2	100%	2
IMIC INC RESEARCH			2	100%	2
OHIO DEPARTMENT OF HEALTH LABORATORY		2			2
INSPIRA MEDICAL CENTER VINELAND LAB		2			2
EAST NAPLES PEDIATRICS			2	100%	2
MINUTECLINIC DIAGNOSTIC OF TEXAS, LLC		2			2
COL CROSSROAD		1	1	50%	2
PALM MEDICAL CENTER - PLANT CITY		2			2
PINARD HOME HEALTH SERVICES INC			2	100%	2
GOLDSTEIN			2	100%	2
LEESBURG COMMUNITY HEALTH CENTERS			2	100%	2
MADISON HOSPITAL LABORATORY			2	100%	2
FLAGLER PROFESSIONAL HEALTH CAE SERVICES INC		2			2
IMA MEDICAL CENTER		2			2
PUTNAM COUNTY EMERGENCY RESCUE SERVICE		2			2
DELCARE PA			2	100%	2
Church Creek SNF			2	100%	2
NATIONWIDE LABORATORY SERVICES		1	1	50%	2
CVS MINUTE CLINIC DIAGNOSTIC OF TEXAS		2			2
SHANDS AT LAKE SHORE LAB			2	100%	2
TIEHH BIOTERRORISM RESPONSE LAB			2	100%	2

COVID-19: testing by laboratory

Data through Dec 6, 2020 verified as of Dec 7, 2020 at 09:25 AM

Data in this report are provisional and subject to change.

The numbers in the table below represent the number of Florida and non-Florida residents for whom test results were received by the Department of Health. A person can be tested by more than one laboratory and can have both positive and negative results. **Therefore, the sum of the numbers in each column will be larger than the total number of people tested.**

Reporting lab	Inconclusive	Negative	Positive	Percent positive	Total
FLORIDA KEYS PED & ADOLES CTR			2	100%	2
SunTerrace Health Care Center		2			2
Alden Des Plaines			2	100%	2
ORANGE COUNTY HEALTH DEPARTMENT		1	1	50%	2
ADVOCATE SHERMAN HOSPITAL			2	100%	2
COMMONWEALTH OF MASSACHUSETTS			2	100%	2
THE PALMS REHABILITATION AND HEALTHCARE CENTER		2			2
HAWAII DEPARTMENT OF HEALTH			2	100%	2
SUNSHINE URGENT CARE LLC			2	100%	2
Alden Terrace of McHenry			2	100%	2
SACRED HEART HOSPITAL ON THE EMERALD			2	100%	2
ST. CLOUD PHARMACY AND WELLNESS CENTER		2			2
PRECISION DIAGNOSTIC INC		2			2
Robert Cranfield			2	100%	2
MONROE COUNTY HEALTH DEPARTMENT			2	100%	2
COASTAL MEDICAL LAB			2	100%	2
ADVANCED MEDICAL CARE			2	100%	2
UTMB PATHOLOGY CLINICAL SERVICES LABORATORY			2	100%	2
BFT LAB			2	100%	2
SUMNER REGIONAL MEDICAL CENTER		2			2
MEDEXPRESS URGENT CARE PARKERSBURG		2			2
Enterprise Health and Rehabilitation Center		2			2
BAPTIST HEALTH MEDICAL CENTER			2	100%	2
PEACE RIVER MEDICAL CENTER		2			2
JEFFERSON COUNTY HEALTH DEPARTMENT-MONTICELLO		2			2
CULLMAN REGIONAL MEDICAL CENTER		2			2
JUPITER INTERNAL MEDICINE AND ASSOCIATES			2	100%	2
MAWD PATHOLOGY GROUP			2	100%	2
Stratford Court of Palm Harbor		2			2
CAPITAL HEALTH LABORATORY INC			2	100%	2
LIFT HEALTH		2			2
MERCY HEALTH LAB		1	1	50%	2
DEPARTMENT OF HEALTH AND HUMAN SERVICES DIVISION OF BEHAVIORAL HEALTH		1	1	50%	2
University Center East			2	100%	2
SOUTH FLORIDA FAMILY HEALTH & RESEARCH CTR			2	100%	2
BERNHARDT LABORATORIES			2	100%	2
FAMILY CARE			2	100%	2
RELIANT IMMUNE DIAGNOSTICS			2	100%	2
NEMOURS CHILDREN'S PRIMARY CARE THE VILLAGES		2			2
FLORIDA MEDICAL CENTER OF CLEARWATER		2			2
ADVICE FOR OPTIMAL WELLNESS, INC			2	100%	2
UT AUSTIN UNIVERSITY HEALTH SERVICES			2	100%	2
RAPID CITY RUGENT CARE			2	100%	2
CARENOW URGENT CARE-DONELSON		2			2
SIGNATURE HEALTHCARE OF MIDDLEBURG		2			2
DOCTOR 4 U CLINIC			2	100%	2
PUBLIC HEALTH LABORATORY	1		1	50%	2

COVID-19: testing by laboratory

Data through Dec 6, 2020 verified as of Dec 7, 2020 at 09:25 AM

Data in this report are provisional and subject to change.

The numbers in the table below represent the number of Florida and non-Florida residents for whom test results were received by the Department of Health. A person can be tested by more than one laboratory and can have both positive and negative results. **Therefore, the sum of the numbers in each column will be larger than the total number of people tested.**

Reporting lab	Inconclusive	Negative	Positive	Percent positive	Total
THE CLUB AT BOYNTON BEACH, LLC			2	100%	2
ALLIED PHYSICIANS GROUP PLLC		2			2
FELICIDAD MEDICAL CENTER INC			2	100%	2
MINUTECLINIC DIAGNOSTIC OF VIRGINIA, LLC #1656		2			2
SPECTRUM HEALTH			2	100%	2
THE VILLAGES HEALTH			2	100%	2
ADVENTHEALTH CAR CENTER APOPKA			2	100%	2
BAY COUNTY HEALTH DEPARTMENT		2			2
RUSSELL MEDICAL CENTER		2			2
DISCOVERY VILLAGE AT THE FORUM		2			2
CONEMAUGH MEMORIAL MEDICAL CENTER		2			2
VAULT HEALTH			2	100%	2
PULSE & REMEDY LLC			2	100%	2
CARENOW-LEBANON		1	1	50%	2
LIFE CARE CENTER OF PALM BAY□		2			2
JACKSON LABORATORY OF GENOMIC MEDICINE		2			2
BROOKDALE SENIOR LIVING			2	100%	2
SUPERIOR RESIDENCES OF CLERMONT		2			2
FAST PACE MEDICAL CLINIC		2			2
VENICE GREEN VILLAGE		2			2
MINUTE-CLINIC DIAGNOSTIC OF VIRGINIA, LLC #794		2			2
CDRX INFUSION			2	100%	2
CERTIVIA LABORATORIES			2	100%	2
SKIPPACK MEDICAL LAB			2	100%	2
LIFEHOPE LABS			2	100%	2
LUTHERAN HAVEN ASSISTED LIVING		2			2
Greystone Nursing and Rehab, LLC			2	100%	2
HOUSTON HEALTH DEPARTMENT - BUREAU OF LABORATORY SERVICES			2	100%	2
JEFFERSON WASHINGTON TOWNSHIP HOSPITAL		2			2
TRUE HEALTH INC			2	100%	2
EXPRESSCARE URGENT CARE CENTER			2	100%	2
CHEROKEE COUNTY HEALTH AND REHAB CENTER		2			2
SMOKY MOUNTAIN URGENT CARE AND FAMILY MEDICINE CENTER			2	100%	2
ROSS MEDICAL GROUP			2	100%	2
SYLVAN NURSING			2	100%	2
UNIVERSITY HOSPITAL OF BROOKLYN		2			2
YORKVILLE PEDIATRIC URGENT CARE		2			2
JOHNSON CITY MEDICAL CENTER		1	1	50%	2
HANOVER ENDOSCOPY CENTER		2			2
PINECREST PEDIATRICS GROUP LLC			2	100%	2
PEDIATRIC HEALTH CARE (3577)		1	1	50%	2
JULIE STAATS DO		2			2
DELAWARE DIAGNOSTICS LABS			2	100%	2
ALVERNO CLINICAL LABORATORIES			2	100%	2
FEDERAL CORRECTIONAL INSTITUTION MARIANNA			2	100%	2
NEW BRIDGE MEDICAL CENTER		2			2
NEMOURS CHILDREN'S URGENT CARE			2	100%	2

COVID-19: testing by laboratory

Data through Dec 6, 2020 verified as of Dec 7, 2020 at 09:25 AM

Data in this report are provisional and subject to change.

The numbers in the table below represent the number of Florida and non-Florida residents for whom test results were received by the Department of Health. A person can be tested by more than one laboratory and can have both positive and negative results. **Therefore, the sum of the numbers in each column will be larger than the total number of people tested.**

Reporting lab	Inconclusive	Negative	Positive	Percent positive	Total
MAIN STREET MEDICAL CENTER OF CRESTVIEW PA			2	100%	2
PARADIGM LABORATORIES			2	100%	2
PM PEDIATRICS OF BAYSIDE PLLC - HOPEWELL JUNCTION		2			2
FHPG FAMILY MEDICAL CENTER OF TAMPA BAY		1	1	50%	2
VERILY LAB		2			2
MINUTECLINIC DIAGNOSTIC OF NORTH CAROLINA PC #7054		2			2
COLLIER BLVD HMA PHYSICIAN MANAGEMENT,, LLC			2	100%	2
SURFSIDE URGENT CARE			2	100%	2
NOVA SOUTHEASTERN UNIVERSITY - STUDENT MEDICAL CTR			2	100%	2
MD NOW URGENT CARE CENTER INC.			2	100%	2
CUMBERLAND MEDICAL CENTER INC		2			2
EASTLAKE MEDICAL CENTER		2			2
SCIENTIA DIAGNOSTICS			2	100%	2
VALLEY BAPTIST MEDICAL CENTER: BROWNSVILLE			2	100%	2
ADVANCED RESEARCH FOR HEALTH IMPROVEMENT		1	1	50%	2
LAB CORP OF AMER SAN DIEGO			2	100%	2
NAVAL MEDICAL CENTER SAN DIEGO			2	100%	2
MC DIAGNOSTIC OF CONNECTICUT PC #459		2			2
WALGREENS #13605		2			2
BROOKDALE ORANGE PARK		2			2
ESTATES MEDICAL CENTER INC			2	100%	2
CARE ONE PRIMARY CARE			2	100%	2
APOLLO SURGERY CENTER			2	100%	2
MORGAN STANLEY HEALTH CENTER		2			2
MAIN STREET MEDICAL CENTERS		2			2
DYNAMIC HEALTH CENTERS INC			2	100%	2
PALOS COMMUNITY HOSPITAL LABORATORY			2	100%	2
UNIVERSTIY OF ILLINOIS HOSPITAL			2	100%	2
NCHD		1	1	50%	2
REHABILITATION CENTER AT JUPITER GARDENS		2			2
UC CORAL GABLES			2	100%	2
SPECTRA LABS		1	1	50%	2
TMH EC NORTHEAST LABORATORY			2	100%	2
WOMENS CARE FLORIDA LLC-LABORATORY		2			2
NURSING PLUS OF BROWARD LLC		1	1	50%	2
SUNSHINE ASSISTED LIVING		2			2
DRR JMC URGENT CARE DONALD ROSS			2	100%	2
URGENT MED INC		1	1	50%	2
NORTON IMMEDIATE CARE CENTER - PRESTON			2	100%	2
NEBRASKA MEDICAL CENTER			2	100%	2
ORLANDO LUTHERAN TOWERS		1	1	50%	2
TELEVISIT PALM BAY FAMILY PRACTICE			2	100%	2
FLORIDA MEDICAL CLINIC CARDIOLOGY-ZH			2	100%	2
ADVANCED URGENT CARE CENTER OF THE UPPER KEYS			2	100%	2
MORRISTOWN MEMORIAL HOSPITAL		2			2
ACL LABORATORIES INDUSTRIAL TOXICOLOGY			2	100%	2
87TH MEDICAL GROUP – MCGUIRE AMBULATORY CARE FACILITY		2			2

COVID-19: testing by laboratory

Data through Dec 6, 2020 verified as of Dec 7, 2020 at 09:25 AM

Data in this report are provisional and subject to change.

The numbers in the table below represent the number of Florida and non-Florida residents for whom test results were received by the Department of Health. A person can be tested by more than one laboratory and can have both positive and negative results. **Therefore, the sum of the numbers in each column will be larger than the total number of people tested.**

Reporting lab	Inconclusive	Negative	Positive	Percent positive	Total
LOWELL GENERAL HOSPITAL			2	100%	2
SUNCOAST BLOOD BANK			2	100%	2
MEDFIRST URGENT CARE			2	100%	2
JOHNNIE RUTH CLARKE LAB			2	100%	2
MEDSTAR HARBOR HOSPITAL			2	100%	2
PELICAN LANDING		1	1	50%	2
DEPT OF HEALTH			2	100%	2
IN AND OUT URGENT CARE			2	100%	2
FLORIDA CLINICAL LABORATORY INC			2	100%	2
CENTERPLACE HEALTH, INC			2	100%	2
GENETIC ASSAYS INC			2	100%	2
ADVENTIST HINSDALE HOSPITAL LABORATORY			2	100%	2
MEDEXPRESS URGENT CARE - SWANSEA, N ILLINOIS ST		2			2
MEDEXPRESS URGENT CARE MONACA		1			1
FLORIDA DEPARTMENT OF HEALTH (FDOH)			1	100%	1
HOLYOKE MEDICAL CENTER			1	100%	1
NORTH PINELLAS CHILDRENS MEDICAL CENTER INC			1	100%	1
SPRINGBROOK HOSPITAL			1	100%	1
PROFESSIONAL HEALTH EXAMINERS			1	100%	1
MULBERRY'S MOBILE PROVIDER SERVICES LLC			1	100%	1
TAMPA INTERNATIONAL AIRPORT			1	100%	1
VALLEY MEDICAL LABORATORY			1	100%	1
ACCURATE HEALTH SERVICES CORP			1	100%	1
Villa Maria			1	100%	1
PALMETTO PRIMARY CARE PHYSICIANS			1	100%	1
FORT LOUDOUN PRIMARY CARE		1			1
EASTERN FLORIDA STATE COLLEGE – PALM BAY CAMPUS			1	100%	1
LAB. CORP. OF AMERICA			1	100%	1
PASCO COUNTY HEALTH DEPARTMENT			1	100%	1
TWIN			1	100%	1
Manatee Springs Rehabilitation and Nursing Center		1			1
HIGHLAND PARK LAKEWOOD PRESTON HOLLOW			1	100%	1
Medicalodges Neosho			1	100%	1
HARLEM HOSPITAL CENTER		1			1
HANCOCK REGIONAL HOSPITAL		1			1
PROGRESSIVE MEDICAL RESEARCH			1	100%	1
PSL JAX BEACH OPERATIONS LLC			1	100%	1
CYPRESS VILLAGE REHAB CENTER		1			1
SCIENCE CARE			1	100%	1
Metairie Healthcare Center			1	100%	1
MOUNT SINAI AVENTURA DIAGNOSTIC CENTER			1	100%	1
Glen Oaks Health and REhabilitation		1			1
IDAHO HEALTH DEPARTMENT			1	100%	1
TAYLOR MANOR		1			1
SPECIALTY DRUG TESTING			1	100%	1
SKYRIDGE CLINICAL ASSOCIATES		1			1
MEDEXPRESS URGENT CARE - SUMMERSVILLE, WEBSTER RD		1			1

COVID-19: testing by laboratory

Data through Dec 6, 2020 verified as of Dec 7, 2020 at 09:25 AM

Data in this report are provisional and subject to change.

The numbers in the table below represent the number of Florida and non-Florida residents for whom test results were received by the Department of Health. A person can be tested by more than one laboratory and can have both positive and negative results. **Therefore, the sum of the numbers in each column will be larger than the total number of people tested.**

Reporting lab	Inconclusive	Negative	Positive	Percent positive	Total
OCEAN MEDICAL CENTER		1			1
EAST END PEDIATRICS		1			1
Longwood Community Living Center		1			1
Oakview Manor Health and Rehab		1			1
EASTMAN HEALTHCARE & REHAB		1			1
GENESIS MICROBIOLOGY LAB		1			1
CHRISTIANA HOSPITAL		1			1
PINNACLE DIALYSIS		1			1
SHEEPSHEAD BAY URGENT CARE		1			1
INNOVATIVE HEALTH DIAGNOSTIC OF CALIFORNIA			1	100%	1
ST JOSEPH'S HOSPITAL LABORATORY			1	100%	1
Lemont Nursing and Rehab Center			1	100%	1
Livingston County Center for Nursing and Rehabilitation		1			1
CLIFTON-FINE HOSPITAL LABORATORY		1			1
MEDEXPRESS URGENT CARE - MBURG COMMONS		1			1
CARE STATION MEDICAL GROUP		1			1
ARNOLD PALMER HOSPITAL LAB POCT		1			1
Bolingreen Health and Rehabilitation		1			1
BASCOM PALMER-MICRO LAB			1	100%	1
LAREDO EMERGENCY ROOM			1	100%	1
REEVES COUNTY HOSPITAL DISTRICT			1	100%	1
CLINICAL LABORATORY DEPARTMENT			1	100%	1
Bayou Vista Community Care Center			1	100%	1
GIFFORD MEMORIAL HOSPITAL		1			1
WANTAGH URGENT CARE		1			1
CAREMED CLINIC LLC			1	100%	1
DEPT OF VA MEDICAL CENTER - MIAMI			1	100%	1
BOCA BIOLISTICS LLC			1	100%	1
UNIVERSITY OF BALTIMORE WASHINGTON MEDICAL CENTER			1	100%	1
PARRISH MEDICAL GROUP			1	100%	1
ADVENTHEALTH MEDICAL GROUP PEDIATRICS		1			1
2504-HOMEWOOD		1			1
TMH PHYSICIAN PARTNERS QUINCY			1	100%	1
COLONIAL MEDICAL CENTER-EAST ORLANDO			1	100%	1
NEW YORK UNIVERSITY MEDICAL CENTER			1	100%	1
HEALTH AND WELLNESS CENTER			1	100%	1
UHEALTH UNIVERSITY OF MIAMI			1	100%	1
AFC PHYSICIANS OF FLORIDA, PA			1	100%	1
ROAN DRUG COMPANY LLC		1			1
DOCTORS EXPRESS OF ST PETERSBURG			1	100%	1
Masonic Medical Research Institute			1	100%	1
CFHC - FROSTPROOF			1	100%	1
The Palms Nursing and Rehabilitation		1			1
SPRINGHILL SENIOR RESIDENCE		1			1
FAMILY MEDICAL CENTERS			1	100%	1
Sanford Health & Rehabilitation			1	100%	1
MEDCARE QUALITY MEDICAL CENTER LLC			1	100%	1

COVID-19: testing by laboratory

Data through Dec 6, 2020 verified as of Dec 7, 2020 at 09:25 AM

Data in this report are provisional and subject to change.

The numbers in the table below represent the number of Florida and non-Florida residents for whom test results were received by the Department of Health. A person can be tested by more than one laboratory and can have both positive and negative results. **Therefore, the sum of the numbers in each column will be larger than the total number of people tested.**

Reporting lab	Inconclusive	Negative	Positive	Percent positive	Total
MIAMI CHILDRENS HOSPITAL MIDTOWN OUTPATIENT CENTER			1	100%	1
UPMC NORTHWEST HOSPITAL			1	100%	1
UF KANAPAHA LAB BEAKER		1			1
NORDX			1	100%	1
RENOWN REGIONAL MEDICAL CENTER			1	100%	1
ALLEGHENY GENERAL HOSPITAL			1	100%	1
Regency Square			1	100%	1
Sherwood Oaks Health Center			1	100%	1
FLORIDA HOSPITAL ORMOND BEACH			1	100%	1
PEDIATRIC ASSOCIATES - MIAMI LAKES		1			1
JOHNSON & JOHNSON VISION CARE-VISTAKON			1	100%	1
HEALGEN SCIENTIFIC			1	100%	1
FLORIDA CLINICAL RESEARCH CENTER, LLC			1	100%	1
Long Beach Care Center			1	100%	1
CHOTA COMMUNITY HEALTH SERVICES		1			1
Alden Lincoln Park			1	100%	1
FLORIDA HOSPITAL TRANSPLANT CENTER		1			1
CENTRAL FLORIDA HOSPITALIST			1	100%	1
BRUCE S WEST MD			1	100%	1
CLEVELAND CLINIC OHIO LABORATORIES			1	100%	1
LAKELAND MEDICAL CENTER			1	100%	1
Sears Coastal Nursing and Rehab		1			1
APS-SUMMIT CARE PHARMACY, LLC DBA OMNICARE		1			1
CVS MINUTE CLINIC DIAGNOSTIC PA #3060		1			1
CVS HEALTH, #1994		1			1
PINELLAS CHD - CLEARWATER			1	100%	1
NEWTON MEMORIAL HOSPITAL		1			1
SACRED HEART MEDICAL CENTER			1	100%	1
NORTH SHORE MEDICAL CENTER - SALEM HOSPITAL			1	100%	1
METRO HEALTH HOSPITAL LABORATORY		1			1
Conway Lakes Health and Rehabilitation Center		1			1
WELLINGTON REGIONAL MEDICAL CENTER			1	100%	1
STEPHENS COUNTY HOSPITAL			1	100%	1
NORTH CAROLINA STATE LABORATORY OF PUBLIC HEALTH, SPECTRUM LAB NETWORK			1	100%	1
LIFELINK TRANSPLANT INSTITUTE LAB			1	100%	1
COMPASSION PEDIATRICS			1	100%	1
VELOCITY URGENT CARE			1	100%	1
Riverside Nursing & Rehabilitation Center		1			1
WALKONCLINIC			1	100%	1
CARESOUTH HHA HOLDINGS OF THE TREASURE COAST LLC			1	100%	1
PROVIDENCE HOSPITAL			1	100%	1
MEDEXPRESS URGENT CARE - PANTOPS		1			1
NORTH FLORIDA CHILD DEVELOPMENT, INC			1	100%	1
ADVANCE GASTROENTEROLOGY			1	100%	1
PALMA CEIA MED GROUP-SWANN		1			1
TITUSVILLE TOWERS ASSISTED LIVING		1			1
BUENA VIDA ESTATES			1	100%	1

COVID-19: testing by laboratory

Data through Dec 6, 2020 verified as of Dec 7, 2020 at 09:25 AM

Data in this report are provisional and subject to change.

The numbers in the table below represent the number of Florida and non-Florida residents for whom test results were received by the Department of Health. A person can be tested by more than one laboratory and can have both positive and negative results. **Therefore, the sum of the numbers in each column will be larger than the total number of people tested.**

Reporting lab	Inconclusive	Negative	Positive	Percent positive	Total
University Plaza Rehabilitation and Nursing			1	100%	1
LIGHTHOUSE PEDIATRICS OF NAPLES			1	100%	1
HOLY FAMILY MEDICAL CENTER		1			1
FLORIDA DEPARTMENT OF HEALTH SEMINOLE COUNTY		1			1
TALLAHASSEE MEMORIAL HEALTHCARE			1	100%	1
SISTERS MISSION			1	100%	1
PARKWAY REGIONAL MEDICAL CENTER LAB			1	100%	1
HENRY FORD WEST BLOOMFIELD HOSPITAL			1	100%	1
Diversicare of Smyrna		1			1
ALTA BATES SUMMIT MEDICAL CENTER CLINICAL LAB			1	100%	1
SUNY AT STONY BROOK			1	100%	1
The Pines at Poughkeepsie Center for Nursing and Rehabilitation		1			1
GIBSON AREA PRIMARY CARE			1	100%	1
NEW YORK CITY DEPARTMENT OF HEALTH			1	100%	1
PUBLIX PHARMACY #0332		1			1
GEORGETOWN URGENT CARE			1	100%	1
BEAUMONT HOSPITAL, GROSSE POINTE			1	100%	1
BEST MEDICAL CENTER		1			1
UNITED HEALTHCARE			1	100%	1
PALM WEST INTERNIST PA			1	100%	1
MEDEXPRESS URGENT CARE, JOHNSTOWN		1			1
INTERMOUNTAIN MEDICAL CENTER			1	100%	1
ADVANCED URGENT CARE PLLC		1			1
CELEBRATION FAMILY PHYSICIANS LLC			1	100%	1
Redwood Springs Healthcare			1	100%	1
FLORIDA HEALTHCARE OF ORLANDO			1	100%	1
MCW MENTAL HEALTH LLC		1			1
PEDIATRICS URGENT CARE, LLC			1	100%	1
BOULDER COMMUNITY HOSPITAL			1	100%	1
SCRIPPS CLINIC MEDICAL			1	100%	1
MEDEXPRESS URGENT CARE-SCOTT TOWNSHIP		1			1
SAINT ALPHONSUS REGIONAL MEDICAL CENTER			1	100%	1
MOSAIC MEDICAL CENTER MARYVILLE			1	100%	1
WARD MEMORIAL HOSPITAL		1			1
ST JOSEPHS HOSPITAL SOUTH HOSPITAL			1	100%	1
THYROID SPECIALTY LABORATORY			1	100%	1
UNIVERSITY OF SOUTH FLORIDA			1	100%	1
AUSTIN PUBLIC HEALTH			1	100%	1
PREMIER PEDIATRICS			1	100%	1
CLUB HEALTH AND REHABILITATION CENTER, THE		1			1
LEE PHYSICIAN GROUP			1	100%	1
PEDIATRIC ASSOCIATES - JACKSONVILLE			1	100%	1
TIMPANOGOS REGIONAL HOSPITAL			1	100%	1
GALVESTON COUNTY HEALTH DISTRICT			1	100%	1
Good Samaritan Society - Albion		1			1
Manorcare Health Services West Reading North		1			1
WILMINGTON NURSING AND REHAB			1	100%	1

COVID-19: testing by laboratory

Data through Dec 6, 2020 verified as of Dec 7, 2020 at 09:25 AM

Data in this report are provisional and subject to change.

The numbers in the table below represent the number of Florida and non-Florida residents for whom test results were received by the Department of Health. A person can be tested by more than one laboratory and can have both positive and negative results. **Therefore, the sum of the numbers in each column will be larger than the total number of people tested.**

Reporting lab	Inconclusive	Negative	Positive	Percent positive	Total
CHATSWORTH ASSISTED LIVING COMMUNITY AT PGA NATIONAL			1	100%	1
ACCESS LABORATORIES LLC			1	100%	1
SUNCOAST COMMUNITY HEALTH CENTERS INC		1			1
ADVANCED LABORATORY SERVICES			1	100%	1
WESTOX LABS		1			1
CONSULATE HEALTH CARE OF VERO BEACH			1	100%	1
FLORIDA DEPARTMENT OF HEALTH IN LIBERTY COUNTY		1			1
WASHINGTON STATE DEPARTMENT OF HEALTH PUBLIC HEALTH LABORATORIES			1	100%	1
COMMONWEALTH OF VIRGINIA DIVISION OF CONSOLIDATED LABORATORY SERVICES			1	100%	1
WESTON COUNTY HEALTH SERVICES			1	100%	1
MEDICAL LIFE-INC GUIDEWELL EMERGENCY MEDICINE			1	100%	1
WELLINGTON WEST 100176			1	100%	1
SUN CITY DIAGNOSTIC CENTER			1	100%	1
DEVITA		1			1
DAYTONA BEACH CENTRA CARE			1	100%	1
ALL PRO ORTHOPEDICS & SPORTS MEDICINE, PA			1	100%	1
EXACCARE KINGSTON, LLC			1	100%	1
MEDEXPRESS URGENT CARE - MT LEBANON		1			1
HSRE-ASL CASSELBERRY TRS, LLC			1	100%	1
THE LITTLE CLINIC			1	100%	1
VANAJA SUREDDI MD PA			1	100%	1
LOGAN COUNTY HOSPITAL			1	100%	1
GENESIS HEALTH SYSTEM			1	100%	1
VETERANS AFFAIRS MEDICAL CENTER - EAST ORANGE			1	100%	1
FIVE STAR PREMIER RESIDENCES OF POMPANO BEACH			1	100%	1
MEDEXPRESS ELKINS		1			1
DOCTORS HOSPITAL OF LAREDO			1	100%	1
HARDIN MEMORIAL HOSPITAL - HEARTLAND PATHOLOGY CONSULTANTS			1	100%	1
MAINE HEALTH AND ENVIRONMENTAL TESTING LABORATORY			1	100%	1
NEW ERA HEALTH CENTER INC		1			1
OVIDO CHILDRENS HEALTH CENTER LLC		1			1
ADVENT HEALTH CENTRAL TEXAS		1			1
FLORIDA HEART AND VASCULAR MULTISPECIALTY GROUP PA			1	100%	1
ONE MEDICAL GROUP		1			1
Buena Vista Care Center		1			1
SERENADES BY SONATA		1			1
MEDEXPRESS URGENT CARE-PITTSFIELD		1			1
CLINICAL TRIALS OF TAMPA LLC		1			1
BARRINGTON TERRACE NAPLES			1	100%	1
Miller Health Care Center			1	100%	1
MID - FLORIDA PATHOLOGY LLC			1	100%	1
DEPARTMENT OF HEALTH/ NEW YORK			1	100%	1
ST PETE DIRECT PRIMARY CARE		1			1
BREVARD FAMILY WALK IN CLINIC			1	100%	1
POUDRE VALLEY HOSPITAL			1	100%	1
INTEGRATED GENETICS SEQUENOM		1			1
PEDIATRIC HEALTH CARE ALLIANCE, NORTH SIDE			1	100%	1

COVID-19: testing by laboratory

Data through Dec 6, 2020 verified as of Dec 7, 2020 at 09:25 AM

Data in this report are provisional and subject to change.

The numbers in the table below represent the number of Florida and non-Florida residents for whom test results were received by the Department of Health. A person can be tested by more than one laboratory and can have both positive and negative results. **Therefore, the sum of the numbers in each column will be larger than the total number of people tested.**

Reporting lab	Inconclusive	Negative	Positive	Percent positive	Total
MINUTECLINIC LLC #5157			1	100%	1
FLORIDA DIGESTIVE AND LIVER SPECIALISTS			1	100%	1
SIGNATURE CARE LEWISVILLE-EMERGENCY CENTER			1	100%	1
SUSAN F. WILLIAMS M.D., P.A.			1	100%	1
EXPRESS LAB LIVINGSTON			1	100%	1
ARIZONA STATE LABORATORY			1	100%	1
QUALITY LAB			1	100%	1
ADVENTHEALTH HOSPICE CARE CENTRAL FLORIDA		1			1
ADVANCED MEDICAL LABORATORIES (AML)			1	100%	1
ALABAMA REFERENCE LAB			1	100%	1
ADVENTHEALTH SENIOR CARE AT ORMOND			1	100%	1
Consulate Health Care of Tallahassee			1	100%	1
KETTERING MEDICAL CENTER			1	100%	1
AVERA SACRED HEART HOSPITAL			1	100%	1
APOPKA FAMILY HEALTH CENTER			1	100%	1
MED FUSION			1	100%	1
Cornerstone at the Ranch		1			1
SELF REGIONAL HEALTHCARE			1	100%	1
YUMA REGIONAL MEDICAL CENTER			1	100%	1
LEHIGH MEDICAL AND RESEARCH CENTER, INC			1	100%	1
MIAMI-DADE COUNTY HEALTH DEPT.		1			1
WARE EXPRESS CARE			1	100%	1
CORPORATION OF AMERICA		1			1
EH FARGO HOSPITAL LABORATORY			1	100%	1
Harris Hill Nursing Facility		1			1
GOOD SAMARITAN HOSPITAL			1	100%	1
ST FRANCIS MEDICAL CENTER			1	100%	1
HARBOUR'S EDGE		1			1
MARYLAND DEPARTMENT OF HEALTH AND MENTAL HYGIENE			1	100%	1
BAPTIST HEALTH LEXINGTON			1	100%	1
MEDEXPRESS URGENT CARE FOX CHAPEL		1			1
UF HEALTH THE VILLAGES			1	100%	1
AVON PARK CLUSTER		1			1
Arlington Care Center			1	100%	1
ASHLEY PEDIATRICS			1	100%	1
AFTER HOURS PEDS			1	100%	1
SOUTH DADE NURSING & REHABILITATION CENTER			1	100%	1
FRASER MEMORIAL HOSPITAL			1	100%	1
NONA MEDICAL ARTS		1			1
TREASURE COAST MEDICAL CONCIERGE LLC			1	100%	1
MEMORIAL HOSPITAL WEST			1	100%	1
BAPTIST HOSPITAL EAST			1	100%	1
COASTAL SKIN SURGERY AND DERMATOLOGY PL		1			1
EDWARD HOSPITAL			1	100%	1
MEDICAL ASSOCIATES OF CARTER		1			1
HAVASU REGIONAL MEDICAL CENTER			1	100%	1
MINUTECLINIC 7196		1			1

COVID-19: testing by laboratory

Data through Dec 6, 2020 verified as of Dec 7, 2020 at 09:25 AM

Data in this report are provisional and subject to change.

The numbers in the table below represent the number of Florida and non-Florida residents for whom test results were received by the Department of Health. A person can be tested by more than one laboratory and can have both positive and negative results. **Therefore, the sum of the numbers in each column will be larger than the total number of people tested.**

Reporting lab	Inconclusive	Negative	Positive	Percent positive	Total
FIT4LIFE MEDICAL CENTER			1	100%	1
SYNAPSE ANALYTICAL LABS		1			1
UNIVERSITY OF MARYLAND PATHOLOGY ASSOCIATES			1	100%	1
Remarkable Healthcare Dallas			1	100%	1
LAB TEST KENDALL LLC		1			1
LEXINGTON PLACE SENIOR LIVING COMMUNITY		1			1
BAY REGIONAL URGENT CARE			1	100%	1
SPORTS MEDICINE CLINIC - U OF WYOMING			1	100%	1
HEALTH ALLIANCE			1	100%	1
CATHEDRAL GERONTOLOGY CENTER DBA CATHEDRAL CARES			1	100%	1
CULVER CITY URGENT CARE			1	100%	1
ST. MICHAEL'S ELITE HOSPITAL			1	100%	1
Lutheran Community at Telford		1			1
LAKE REGIONAL HEALTH			1	100%	1
BROOKSVILLE REGIONAL HOSPITAL			1	100%	1
FAITH FAMILY PRACTICE			1	100%	1
FHPG_EXP CARE W HILLSBOROUGH			1	100%	1
NAPHCARE INC		1			1
American Fork Care Center dba Heritage Care Center		1			1
LAKE MARY - STIRLING CENTER SUITE 202			1	100%	1
OPTIMAL CARE PEDIATRICS			1	100%	1
AFFINITY URGENT CARE			1	100%	1
CQUENTIA NGS, LLC			1	100%	1
Kindred Hospital South Florida Hollywood SNU			1	100%	1
Mountain View Manor			1	100%	1
LIFEGUARD AMBULANCE SERVICE LLC - BAY COUNTY			1	100%	1
LAURELLWOOD NURSING CENTER		1			1
MERITER LABORATORIES			1	100%	1
Cerenity Senior Care-White Bear Lake		1			1
REGIONAL MEDICAL CENTER BAYONET POINT			1	100%	1
SOUTH LAKE FAMILY HEALTH CENTER			1	100%	1
VALLEY HOSPITAL MEDICAL CENTER		1			1
LEGACY ER & URGENT CARE - FRISCO WEST			1	100%	1
KAISER PERMANENTE REGIONAL REFERENCE LABORATORY		1			1
ST VINCENTS AMBULATORY CARE INC			1	100%	1
BORINQUEN HEALTH CENTER			1	100%	1
OAKWOOD HOSPITAL - SOUTHSORE			1	100%	1
THE INTERNAL MEDICAL GROUP		1			1
MIDLAND MEMORIAL HOSPITAL			1	100%	1
Autumn Care of Suffolk		1			1
MRMC LAB MICRO			1	100%	1
GUIDEWELL EMERGENCY MEDICINE DOCTORS LLC			1	100%	1
EAST FL CORE LAB			1	100%	1
SIGNATURE CARE MIDLAND			1	100%	1
FAMILY MEDICINE AT WINTER PARK			1	100%	1
CLEVELAND HEARTLAB			1	100%	1
ADVENTHEALTH IMAGING PARTIN SETTLEMENT			1	100%	1

COVID-19: testing by laboratory

Data through Dec 6, 2020 verified as of Dec 7, 2020 at 09:25 AM

Data in this report are provisional and subject to change.

The numbers in the table below represent the number of Florida and non-Florida residents for whom test results were received by the Department of Health. A person can be tested by more than one laboratory and can have both positive and negative results. **Therefore, the sum of the numbers in each column will be larger than the total number of people tested.**

Reporting lab	Inconclusive	Negative	Positive	Percent positive	Total
FLORIDA SCHOOL FOR THE DEAF AND THE BLIND			1	100%	1
LABCORP TAMPA		1			1
ARDEN COURTS OF PALM HARBOR			1	100%	1
SOUTH FLORIDA PEDIATRIC PARTNERS			1	100%	1
FLORIDA EPIDEMIOLOGY PROGRAM			1	100%	1
PELICAN STATE OUTPATIENT CENTER			1	100%	1
ST JOHNS PEDIATRICS PA		1			1
COMMUNICABLE DISEASE CONTROL/PUBLIC HEALTH EMERGENCY PREPAREDNESS			1	100%	1
DOCTOR'S IN-HOUSE LAB/COMMUNITY HEALTH CENTERS OF PINELLAS – JOHNNIE R			1	100%	1
WHEATON FRANCISCAN LABORATORY			1	100%	1
ADVENTHEALTH MEDICAL GROUP ADULT AND SENIOR HEALTH			1	100%	1
CYPRESS CREEK MEDICAL CENTER			1	100%	1
MISSION HOSPITAL			1	100%	1
HIGHLANDS CLINICAL LABORATORY			1	100%	1
COVID TESTING LLC			1	100%	1
MEDEXPRESS URGENT CARE HUNTINGTON		1			1
VIERA HEALTH AND REHABILITATION CENTER			1	100%	1
HELIX BIOMEDICS LLC			1	100%	1
SPECTRUM LUDINGTON			1	100%	1
SEATTLE-KING COUNTY			1	100%	1
PRIME CARE FAMILY MEDICINE			1	100%	1
ASCENSION ST VINCENT'S MEDICAL CENTER			1	100%	1
SHANDS JACKSONVILLE CLINICAL CENTER			1	100%	1
Luther Acres Manor		1			1
HOWELL BRANCH COURT			1	100%	1
BAPTIST HOSPITAL LABORATORY			1	100%	1
LIFE CARE CENTER OF HILTON HEAD		1			1
MEDEXPRESS URGENT CARE - NORTH LITTLE		1			1
SOUTHWOOD NURSING & RETIREMENT CENTER		1			1
LAKEVIEW HEALTH CARE SYSTEM LLC			1	100%	1
JUPITER MEDICAL CENTER URGENT CARE - STUART			1	100%	1
MOORE CLINICAL RESEARCH INC			1	100%	1
SPRINGFIELD HOSPITAL			1	100%	1
URGENT DOC -NACOGODOCHES CLINIC			1	100%	1
MEDEXPRESS URGENT CARE - WINCHESTER GATEWAY		1			1
DESERT HOSPITAL/CPHU CLINICAL LABORATORY			1	100%	1
PARK AVENUE DERMATOLOGY NORTH			1	100%	1
MEA PRIMARY CARE PLUS BYRAM			1	100%	1
BRANDON REGIONAL EMERGENCY CTR			1	100%	1
BRIGHAM AND WOMEN'S HOSPITAL			1	100%	1
NEW YORK PRESBYTERIAN HOSPITAL			1	100%	1
Washington County Nursing H0me			1	100%	1
BIODORON LABORATORIES			1	100%	1
WALGREENS #5130			1	100%	1
CVA MINUTE CLINIC DIAGNOSTIC OF VIRGINIA, LLC		1			1
HEALTHQUEST, INC			1	100%	1
San Antonio Residence and Rehabilitation Center		1			1

COVID-19: testing by laboratory

Data through Dec 6, 2020 verified as of Dec 7, 2020 at 09:25 AM

Data in this report are provisional and subject to change.

The numbers in the table below represent the number of Florida and non-Florida residents for whom test results were received by the Department of Health. A person can be tested by more than one laboratory and can have both positive and negative results. **Therefore, the sum of the numbers in each column will be larger than the total number of people tested.**

Reporting lab	Inconclusive	Negative	Positive	Percent positive	Total
PANCARE HEALTH - VERNON ELEMENTARY			1	100%	1
PROGRESSIVE MEDICAL LAB LLC			1	100%	1
A.G. Rhodes		1			1
Avanti Wellness and Rehab			1	100%	1
HUNTERS CREEK PEDIATRICS		1			1
Brio of Johnston		1			1
DEACONESS URGENT CARE CENTER			1	100%	1
CAH ACQUISITION COMPANY 11 LLC			1	100%	1
MEDEXPRESS URGENT CARE LAVALE		1			1
ROCKLEDGE HEALTH & REHABILITATION CENTER			1	100%	1
WALGREENS #06025		1			1
ST. LUCIE COUNTY HEALTH DEPARTMENT		1			1
DIXITKUMAR N MODI MD PA			1	100%	1
WALKIN MEDICAL URGENT CARE,NEW CITY			1	100%	1
FLORIDA DEPARTMENT OF HEALTH PALM BEACH COUNTY			1	100%	1
OMNICARE PHARMACY OF TEXAS 1, LP		1			1
PARTNERS IN PRIMARY CARE		1			1
ALL CARE URGENT CARE			1	100%	1
GWINNETT MEDICAL CENTER			1	100%	1
CHRISTUS SPOHN HOSPITAL			1	100%	1
ALLEGANY COUNTY DEPARTMENT OF HEALTH		1			1
TMH CANCER CENTER LABORATORY			1	100%	1
ST. LUKE'S HOSPITAL - BETHLEHEM CAMPUS		1			1
MINUTECLINIC DIAGNOSTIC OF NORTH CAROLINA PC #5341		1			1
SENIOR LIVING IV SUN CITY LLC		1			1
MID-FLORIDA PATHOLOGY LLC		1			1
MEMORIAL HOSPITAL - BELLEVILLE			1	100%	1
TENNOVA ER - SANGO			1	100%	1
KEY WEST BRANCH MEDICAL CLINIC			1	100%	1
FRESENIUS KIDNEY CARE FORT WALTON BEACH			1	100%	1
ST.ELIZABETH HEALTH CENTER	1				1
NABI		1			1
LABORATORY COPRORATION OF AMERICA			1	100%	1
TRAVIS LEE THOMPSON MD			1	100%	1
DR. PHILLIPS MEDICAL WELLNESS CENTER			1	100%	1
GAMMA HEALTHCARE, INC		1			1
STEWART MEDICAL GROUP INC			1	100%	1
JOSHUA E CHESIR MD		1			1
BLACK STALLION WALK IN AND EXERCISE CLINICS LLC		1			1
Jupiter Medical Center Pavilion			1	100%	1
LABRADOR PRIMARY CARE CENTER			1	100%	1
SAINT JOSEPHS HOSPITAL OF ATLANTA			1	100%	1
Lab MSMC Hialeah			1	100%	1
GSM OCED Subsection			1	100%	1
SPECTRUM LABORATORY			1	100%	1
BRISTOL REGINAL MEDICAL CENTER			1	100%	1
NORTH RIVER FAMILY HEALTH CENTER			1	100%	1

COVID-19: testing by laboratory

Data through Dec 6, 2020 verified as of Dec 7, 2020 at 09:25 AM

Data in this report are provisional and subject to change.

The numbers in the table below represent the number of Florida and non-Florida residents for whom test results were received by the Department of Health. A person can be tested by more than one laboratory and can have both positive and negative results. **Therefore, the sum of the numbers in each column will be larger than the total number of people tested.**

Reporting lab	Inconclusive	Negative	Positive	Percent positive	Total
Chateau Living Center			1	100%	1
MEDEXPRESS URGENT CARE-PETERS TWP		1			1
BAPTIST HOSPITAL EMPLOYEE HEALTH OFF			1	100%	1
US LABORATORIES			1	100%	1
Heartland Healthcare Center Boca Raton			1	100%	1
LAKE CONWAY URGENT CARE LLC		1			1
MEASE COUNTRYSIDE HOSPITAL CARDIAC REH			1	100%	1
INSPIRE HEALTHCARE CENTER			1	100%	1
CARESPOT EXPRESS HEALTHCARE BOYNTON BEACH			1	100%	1
CARE CENTERS OF NASSAU, LLC - HENDRICKS RD		1			1
ANY LAB TEST FAST CORP			1	100%	1
CLERMONT PEDIATRICS, PA			1	100%	1
HAMILTON CI MAIN UNIT ANNEX/ WORK CAMP			1	100%	1
Integrity Healthcare of Carbondale			1	100%	1
BOND COUNTY HEALTH DEPARTMENT			1	100%	1
AFFILIATED LABORATORIES INC			1	100%	1
LAWRENCE GENERAL HOSPITAL			1	100%	1
ADVENTHEALTH IMAGING LAKE NONA			1	100%	1
TITUSVILLE CENTER FOR SURGICAL EXCELLENCE LLC		1			1
SOUTHWEST FLORIDA DIVISION LAB			1	100%	1
FLORIDA KEYS PED AND ADOLES CTR			1	100%	1
SOUTHERN HILLS MEDICAL CENTER			1	100%	1
Metro West Nursing and Rehab			1	100%	1
SACRED HEART HEALTH SYSTEM- MIDWIFE PROGRAM			1	100%	1
MADISON AT OVIEDO			1	100%	1
CHILDRENS SPECIALIST PEDIATRIC PULMMOLOGY &			1	100%	1
WHITE-WILSON MEDICAL CENTER - FORT WALTON BEACH			1	100%	1
LIFE CARE CENTER OF GWINNETT		1			1
SHANNON CLARK OD, PA			1	100%	1
BIOMAT USA			1	100%	1
POETS WALK SARASOTA			1	100%	1
MEDEXPRESS URGENT CARE - ROSS TOWNSHIP		1			1
DISCOVERY AT HOME, LLC			1	100%	1
ALLIANCE LABORATORY SERVICES			1	100%	1
MEDICAL ASSOCIATES OF BREVARD LLC		1			1
FAIRVIEW SOUTHDALE			1	100%	1
RAPID URGENT CARE - ALBANY			1	100%	1
HARRIS URGENT CARE CENTER			1	100%	1
HOUSTON METHODIST HOSPITAL			1	100%	1
SANTA MONICA CA-UCLA MC			1	100%	1
TMH PHYSICIAN PARTNERS BLOUNTSTOWN			1	100%	1
PUTNAM CO HOSPITAL-D/B/A ASBURY TOWERS		1			1
El Paso Health Care Center			1	100%	1
PALM SPRINGS GENERAL HOSPITAL			1	100%	1
SHARON REGIONAL MEDICAL CENTER			1	100%	1
HALEYVILLE HEALTH CARE CENTER		1			1
NORTH SHORE HEMATOLOGY-ONCOLOGY ASSOCI		1			1

COVID-19: testing by laboratory

Data through Dec 6, 2020 verified as of Dec 7, 2020 at 09:25 AM

Data in this report are provisional and subject to change.

The numbers in the table below represent the number of Florida and non-Florida residents for whom test results were received by the Department of Health. A person can be tested by more than one laboratory and can have both positive and negative results. **Therefore, the sum of the numbers in each column will be larger than the total number of people tested.**

Reporting lab	Inconclusive	Negative	Positive	Percent positive	Total
THE CHILDREN'S HOSPITAL OF PHILADELPHIA		1			1
TEVAPHARM			1	100%	1
ATHENS LIMESTONE HOSPITAL		1			1
MEDEXPRESS URGENT CARE - BLUEFIELD			1	100%	1
UNIVERSITY OF NORTH CAROLINA HOSPITALS			1	100%	1
SIGNATURE CARE MEMORIAL CITY			1	100%	1
COMMUNITY MEDICAL CENTER-ORANGE CITY		1			1
CAREWELL 203			1	100%	1
Tremont Health & Rehabilitation Center		1			1
UCH LAB			1	100%	1
BOONE DRUG & HEALTHCARE AT DEERFIELD			1	100%	1
CHIEFLAND MEDICAL CENTER			1	100%	1
APC PEDIATRICS			1	100%	1
BEAUFORT MEMORIAL			1	100%	1
ADVENTHEALTH MEDICAL GROUP FAMILY & INTERNAL			1	100%	1
ADVENT HEALTH - OWASA			1	100%	1
HILTON HEAD HOSPITAL/INPATIENT			1	100%	1
HAWKINS FAMILY MEDICINE LLC		1			1
CARE POINT HEALTH AND WELLNESS CENTER		1			1
BAPTIST HOSPITAL OF MIAMI MCI BROWARD LABORATORY			1	100%	1
Florida Clinical Laboratory			1	100%	1
FHPG SURGICAL ASSOCIATES OF EAST PASCO			1	100%	1
AVERA ST. MARY'S HOSPITAL			1	100%	1
DERMDX, DIV OF AURORA DIAGNOSTICS/BERNHARDT LAB		1			1
BIOMERIEUX			1	100%	1
ST. VINCENT HOSPITAL			1	100%	1
ESOTERIC LAB			1	100%	1
ST. JOHN HOSPITAL & MEDICAL CENTER			1	100%	1
THOMAS HOSPITAL			1	100%	1
ACCESS HEALTH CARE PHYSICIANS			1	100%	1
BL DIAGNOSTICS LLC			1	100%	1
MEDEXPRESS URGENT CARE - WEIRTON		1			1
MIAMI COMPREHENSIVE MEDICINE GROUP PA		1			1
BEEHIVE HOMES OF GULF BREEZE		1			1
PARK AVENUE PEDIATRICS PC		1			1
GRAND VILLA OF DUNEDIN			1	100%	1
PHYSICIANS REGIONAL MEDICAL CTR - COLLIER BLVD			1	100%	1
NEMOURS CHILDREN'S PRIMARY CARE, ST CLOUD			1	100%	1
SURGERY CENTER, THE			1	100%	1
ALLIED PHYSICIANS GROUP		1			1
Garden Isle Healthcare and Rehabilitation Center		1			1
KANSAS CITY VA MEDICAL CENTER			1	100%	1
MDS PHARMA SERVICES		1			1
USC VERDUGO HILLS HOSPITAL			1	100%	1
CARTERSVILLE MEDICAL CENTER			1	100%	1
HUNEYCUTT FAMILY PRACTICE			1	100%	1
TREASURE COAST PRIMARY CARE		1			1

COVID-19: testing by laboratory

Data through Dec 6, 2020 verified as of Dec 7, 2020 at 09:25 AM

Data in this report are provisional and subject to change.

The numbers in the table below represent the number of Florida and non-Florida residents for whom test results were received by the Department of Health. A person can be tested by more than one laboratory and can have both positive and negative results. **Therefore, the sum of the numbers in each column will be larger than the total number of people tested.**

Reporting lab	Inconclusive	Negative	Positive	Percent positive	Total
DEL PRADO MEDICAL CENTER, INC		1			1
MORGAN STANELY HEALTH CENTER		1			1
SUN CLINICAL LABORATORIES			1	100%	1
MD NOW URGENT CARE MEDICAL CENTERS INC			1	100%	1
PEDIATRIC ASSOCIATES - DORAL			1	100%	1
JACKSON MADISON CO. GEN. HOSPITAL			1	100%	1
BEAUMONT HOSPITAL			1	100%	1
MEDEXPRESS URGENT CARE - FREDERICK		1			1
INTERNAL MEDICINE & PEDIATRICS OF TAMPA BAY PA			1	100%	1
ANDREWS INSTITUTE AMBULATORY SURGERY CENTER		1			1
LADY LAKE SPECIALTY CARE			1	100%	1
HARDEE COUNTY FIRE RESCUE		1			1
DIAGNOSTIC & MEDICAL SPECIALISTS OF GREENWICH		1			1
RIVERSIDE MEDICAL CENTER		1			1
CRESTAR LABS			1	100%	1
MERCYONE DES MOINES MEDICAL CENTER			1	100%	1
Harbert Hills Academy Nursing Home		1			1
FLAGLER PROFESSIONAL HEALTH CARE SERVICES INC		1			1
GRAND VILLA OF ALTAMONTE SPRINGS			1	100%	1
HELEN HAYES HOSPITAL LABORATORY		1			1
SANTA CLARA VALLEY MEDICAL CENTER			1	100%	1
TMH PHYSICIAN PARTNERS SOUTHWOOD			1	100%	1
Manor Care of Dunedin		1			1
SUNSHINE PEDIATRICS OF CENTRAL FLORIDA PL			1	100%	1
PARKLAND HEALTH & HOSPITAL			1	100%	1
MIDDLEBURG PEDIATRICS			1	100%	1
STEWART FLORIDA ALF, INC			1	100%	1
PROVIDENCE ST PETER HOSPITAL		1			1
GEORGE WASHINGTON UNIVERSITY HOSPITAL			1	100%	1
ICARE		1			1
MEDSTAR HEALTH URGENT CARE			1	100%	1
DASCENA LAB			1	100%	1
CLEVELAND CLINIC IMAGING			1	100%	1
NORTHSIDE HOSPITAL DULUTH			1	100%	1
Seal Rock Healthcare		1			1
WIREGRASS MEDICAL CENTER			1	100%	1
HEALTHCARE ASSOCIATES OF IRVING, LLP			1	100%	1
Imperial Healthcare Centre			1	100%	1
FREEPORT ER DOX URGENT CARE		1			1
ADVENTHEALTH PHYSICIAN GROUP - APPLEWOOD			1	100%	1
Rio Grande City Nursing and Rehab Center			1	100%	1
PENSACOLA PATHOLOGY		1			1
CITRONELLE HEALTH AND REHABILITATION CENTER		1			1
LIFELINK OF FLORIDA			1	100%	1
ORDRS, INC.			1	100%	1
Senatobia Healthcare & Rehab		1			1
SHAH			1	100%	1

COVID-19: testing by laboratory

Data through Dec 6, 2020 verified as of Dec 7, 2020 at 09:25 AM

Data in this report are provisional and subject to change.

The numbers in the table below represent the number of Florida and non-Florida residents for whom test results were received by the Department of Health. A person can be tested by more than one laboratory and can have both positive and negative results. **Therefore, the sum of the numbers in each column will be larger than the total number of people tested.**

Reporting lab	Inconclusive	Negative	Positive	Percent positive	Total
Cortland Acres Association		1			1
ST. PETERSBURG PEDIATRICS- 38TH AVENUE			1	100%	1
NAVAL MEDICAL CENTER			1	100%	1
Heritage Health of Peru			1	100%	1
SIGNATURE CARE COLLEGE STATION			1	100%	1
ORCHID TERRACE		1			1
SPINE & PAIN CONSULTANT PLLC		1			1
VETERANS AFFAIRS MEDICAL CENTER - GREATER LOS ANGELES			1	100%	1
CLAYMED OF NORTH FLORIDA			1	100%	1
LITTLE FALLS HOSPITAL LABORATORY		1			1
HELGEMO & LIOU PEDIATRICS			1	100%	1
SAINT JOSEPH'S HOSPITAL AND MEDICAL CENTER		1			1
POMONA VALLEY COMMUNITY HOSPITAL			1	100%	1
VIVEX/UMTB BIOMEDICAL			1	100%	1
SAINT BARNABAS MEDICAL CENTER		1			1
HENDRY REGIONAL CONVENIENT CARE CENTER			1	100%	1
PALM BEACH DIABETES AND ENDOCRINE SPECIALISTS, PA			1	100%	1
BAYOU URGENT CARE			1	100%	1
ABBHEY MANOR RETIREMENT RESIDENCE INC		1			1
PULSE MEDICAL GROUP INC			1	100%	1
ST JOHNS EPISCOPAL HOSPITAL SOUTH SHORE		1			1
MEDEXPRESS URGENT CARE PORT HURON		1			1
MED TECH SERVICES OF PALM BEACH INC		1			1
PHYSICIANS PREMIER			1	100%	1
BAHIA OAKS LODGE		1			1
METHODIST HOSPITAL			1	100%	1
BAYCARE OUTREACH LAB WH SOUTH			1	100%	1
HALIFAX HEALTH PRIMARY CARE			1	100%	1
BAPTIST EMERGENCY HOSPITAL KELLY			1	100%	1
POINT OF CARE CLINICS PRIMARY CARE		1			1
TANGLEWOOD MANOR		1			1
MEDICAL ARTS LABORATORY			1	100%	1
Waters of Covington		1			1
CLINIC OF PEDIATRICS & GI MEDICINE INC			1	100%	1
CELEBRATION HOSPITAL			1	100%	1
WHITE WILSON MEDICAL CENTER NEPHROLOGY			1	100%	1
CFCH - FROSTPROOF			1	100%	1
Lanier Rehab			1	100%	1
CHESAPEAKE REGIONAL MEDICAL CENTER			1	100%	1
JOSEPH SCHENKER MD PC		1			1
GATEWAY LABORATORIES		1			1
MEDICAL CITY NORTH HILLS			1	100%	1
PRISMA HEALTH TUOMEY LABORATORY			1	100%	1
PENSACOLA PEDIATRICS MILTON			1	100%	1
SOLARIS HEALTHCARE PLANT CITY		1			1
ADVENT HEALTH MEDICAL GROUP FAMILY MEDICINE			1	100%	1
ELEMENTS PHARMACY			1	100%	1

COVID-19: testing by laboratory

Data through Dec 6, 2020 verified as of Dec 7, 2020 at 09:25 AM

Data in this report are provisional and subject to change.

The numbers in the table below represent the number of Florida and non-Florida residents for whom test results were received by the Department of Health. A person can be tested by more than one laboratory and can have both positive and negative results. **Therefore, the sum of the numbers in each column will be larger than the total number of people tested.**

Reporting lab	Inconclusive	Negative	Positive	Percent positive	Total
THEDACARE FAMILY MEDICINE GATEWAY			1	100%	1
COASTAL LABORATORIES OF FLORIDA			1	100%	1
ACCESS FAMILY CARE LLC			1	100%	1
HARBOR BEACH NURSING AND REHABILITATION CENTER			1	100%	1
The Evangelical Lutheran Good Samaritan Society Prescott Village		1			1
SWEDISH COVENANT HOSPITAL			1	100%	1
MINUTECLINIC LLC #4024			1	100%	1
VILLAGES HEALTH SYSTEM, LLC, THE			1	100%	1
TITUSVILLE REHABILITATION AND NURSING CENTER		1			1
WILTON MANORS HEALTH & REHABILITATION CENTER			1	100%	1
BAYFRONT HEALTH - CONVENIENT CARE NORTHEAST			1	100%	1
UHEALTH CORAL SPRINGS			1	100%	1
UTAH DEPARTMENT OF HEALTH			1	100%	1
AMD			1	100%	1
The Crossroads		1			1
COVENANT HEALTH		1			1
BROOKS -TLC HOSPITAL SYSTEM			1	100%	1
PORT ORANGE NURSING & REHAB			1	100%	1
Gulf Shore Care Center			1	100%	1
RHODE ISLAND DEPARTMENT OF HEALTH			1	100%	1
BIOMAT ORLANDO		1			1
BAYCARE MEDICAL GROUP INC			1	100%	1
JUPITER PEDIATRIC ASSOCIATES, PA			1	100%	1
ORMOND BEACH URGENT CARE			1	100%	1
MEDEXPRESS URGENT CARE MORGANTOWN		1			1
WOODLAND TOWERS			1	100%	1
Oakwood - North Baldwins Center for Living		1			1
MARINA DEL REY HOSPITAL LAB			1	100%	1
Ramsey Village		1			1
MILFORD REGIONAL HOSPITAL			1	100%	1
CORNERSTONE OF RECOVERY INC		1			1
ORMC-ARDEN/EOI			1	100%	1
FRESENIUS MEDICAL CARE			1	100%	1
SUMMIT LABORATORY			1	100%	1
ADVENTHEALTH NEW SMYRNA BEACH COMMUNITY HEALTH			1	100%	1
BELLE GLADES HEALTH CLINIC			1	100%	1
DONALSONVILLE HOSPITAL			1	100%	1
LP ELIZABETHTON		1			1
Central Park Healthcare & Rehabilitation Center		1			1
OCCUPATIONAL HEALTH CENTER		1			1
ADVANCED MEDICAL RESEARCH CENTER LLC			1	100%	1
SONNI'S PEDIATRICS			1	100%	1
MEDEXPRESS URGENT CARE-DUBOIS		1			1
UPSON REGIONAL MEDICAL CENTER			1	100%	1
ST MARYS MEDICAL CENTER			1	100%	1
TERRELL URGENT CARE			1	100%	1
RIVERSIDE METHODIST HOSPITAL LAB			1	100%	1

COVID-19: testing by laboratory

Data through Dec 6, 2020 verified as of Dec 7, 2020 at 09:25 AM

Data in this report are provisional and subject to change.

The numbers in the table below represent the number of Florida and non-Florida residents for whom test results were received by the Department of Health. A person can be tested by more than one laboratory and can have both positive and negative results. **Therefore, the sum of the numbers in each column will be larger than the total number of people tested.**

Reporting lab	Inconclusive	Negative	Positive	Percent positive	Total
MEDEXPRESS URGENT CARE - STATE COLLEGE		1			1
MEMORIAL HEALTH UNIVERSITY MEDICAL CENTER			1	100%	1
STARLING AT NOCATEE			1	100%	1
OHIO HEALTH DOCTORS HOSPITAL			1	100%	1
NFRC CLINICAL LAB			1	100%	1
HEALTH PLUS SUNRISE MEDICAL OFFICE			1	100%	1
SUPERKIDS PEDIATRICS			1	100%	1
ADVANCED URGENT CARE OF MARATHON			1	100%	1
NCHMD INC			1	100%	1
KEY TRAINING CENTER			1	100%	1
Florida Baptist Retirement Center		1			1
RAMBAM URGENT CARE			1	100%	1
ST JUDE LABORATORIES		1			1
FLORIDA HOSPITAL LAB			1	100%	1
LABORATORIO MEDICO CENTRAL CONDOMINO MD			1	100%	1
TENNESSEE VALLEY HCS			1	100%	1
MOUNT SINAI MEDICAL CENTER AVENTURA ER			1	100%	1
BRANDON OUTREACH CLINIC			1	100%	1
PROGRESS PHARMACY INC			1	100%	1
VAULT MEDICAL SERVICES			1	100%	1
CHI ST. LUKE'S HEALTH BCM MEDICAL CENTER			1	100%	1
ST CATHERINE HOSPITAL LABORATORY			1	100%	1
MEDEXPRESS URGENT CARE-KATY		1			1
EXPRESS CARE OF TAMPA BAY LLC		1			1
INDIAN RIVER CLINICAL LABORATORY, INC.		1			1
ORLANDO CLINICAL RESEARCH CENTER		1			1
Mill Valley Care Center		1			1
JS HEALTHCARE			1	100%	1
ENZO LABS INC			1	100%	1
ORLANDO FAMILY PHYSICIANS			1	100%	1
SMITH NORTHVIEW HOSPITAL LAB			1	100%	1
MEDICAL CITY DALLAS HOSPITAL			1	100%	1
MINIUTECLINIC DIAG OF IND, LLC #6553		1			1
EAST COAST INSTITUTE FOR RESEARCH LLC			1	100%	1
HEALTHPARK MEDICAL CTR NURSING SVC		1			1
LOPEZ		1			1
LISTENING DOCTOR PLLC, THE			1	100%	1
FLORIDA ATLANTIC UNIVERSITY			1	100%	1
West Bay of Tampa Center			1	100%	1
BUFFALO VAMC			1	100%	1
COBLESKILL REGIONAL HOSPITAL		1			1
ORLANDO MEDICAL CENTER PL			1	100%	1
LABORATORIO BUENA SALUD			1	100%	1
ATHENA PLASTIC SURGERY		1			1
LRGHEALTHCARE		1			1
NDX-CORE LAB			1	100%	1
LAKE COMMUNITY ACTION AGENCY		1			1

COVID-19: testing by laboratory

Data through Dec 6, 2020 verified as of Dec 7, 2020 at 09:25 AM

Data in this report are provisional and subject to change.

The numbers in the table below represent the number of Florida and non-Florida residents for whom test results were received by the Department of Health. A person can be tested by more than one laboratory and can have both positive and negative results. **Therefore, the sum of the numbers in each column will be larger than the total number of people tested.**

Reporting lab	Inconclusive	Negative	Positive	Percent positive	Total
DUKE UNIVERSITY POINT OF CARE TESTING PROGRAM			1	100%	1
NORTH SHORE HEMATOLOGY-ONCOLOGY ASSOCIATES PC		1			1
PALM BEACH COUNTY HEALTH DEPT.			1	100%	1
WEST COAST PEDIATRICS			1	100%	1
Princeton Place			1	100%	1
Dulles Health and Rehab Center		1			1
NORTHCREST MEDICAL CENTER			1	100%	1
IVAN, MAYA			1	100%	1
MID-FLORIDA PATHOLOGY LLC - MOBILE UNIT # 3			1	100%	1
MEDEXPRESS URGENT CARE-CHIPPEWA		1			1
Eddy Memorial Geriatric Center		1			1
Good Samaritan Society-Blackduck		1			1
FLORIDA DEPARTMENT OF HEALTH IN LEE COUNTY			1	100%	1
HEALTH CARE SERVICES LC			1	100%	1
USF PHYSICIANS GROUP			1	100%	1
BROOKDALE FORT MYERS THE COLONY		1			1
CLINICAL LABORATORY		1			1
COOPER CLINIC			1	100%	1
HAWAII DEPARTMENT OF HEALTH LAB			1	100%	1
CAROMONT HEALTH			1	100%	1
HERNANDO COUNTY HEALTH DEPT			1	100%	1
QUEST DIAGNOSTICS CLINICAL LABORATORIES INC		1			1
STATE OF FLORIDA			1	100%	1
SIMEDHEALTH LLC		1			1
SOUTH FLORIDA URGENT CARE CENTERS, LLC			1	100%	1
OSF ST JOSEPH MEDICAL CENTER			1	100%	1
EXCEL URGENT CARE OF NJ			1	100%	1
MIDDLE TENN MENTAL HEALTH INSTITUTE		1			1
BOLLES SCHOOL, THE			1	100%	1
LAKESIDE MEDICAL CENTER		1			1
TAMPA URGENT CARE			1	100%	1
LEHIGH PULMONARY ASSOCIATES			1	100%	1
HENRICO DOCTOR'S LABORATORY			1	100%	1
SHELBYVILLE HOSPITAL COMPANY		1			1
ST. MARY MEDICAL CENTER		1			1
SOS MOBILE MEDICAL CARE LLC		1			1
MEDICAL CENTER OF CENTRAL GEORGIA			1	100%	1
MEDICAL ASSOCIATES OF PINELLAS - LAB			1	100%	1
SEASONS HOSPICE AND PALLIATIVE CARE OF			1	100%	1
PUBLIX PHARMACY #1114			1	100%	1
BLUEWATER TOXICOLOGY			1	100%	1
PRECISION CLINICAL RESEARCH			1	100%	1
RCP OF MEMORIAL WEST			1	100%	1
FLORIDA MEDICAL ASSOCIATES LLC			1	100%	1
JOHN D. ARCHBOLD MEMORIAL HOSPITAL			1	100%	1
CARE ONE OF FLORIDA LLC			1	100%	1
FALKVILLE HEALTHCARE		1			1

COVID-19: testing by laboratory

Data through Dec 6, 2020 verified as of Dec 7, 2020 at 09:25 AM

Data in this report are provisional and subject to change.

The numbers in the table below represent the number of Florida and non-Florida residents for whom test results were received by the Department of Health. A person can be tested by more than one laboratory and can have both positive and negative results. **Therefore, the sum of the numbers in each column will be larger than the total number of people tested.**

Reporting lab	Inconclusive	Negative	Positive	Percent positive	Total
MALUHIA		1			1
ONPOINT URGENT CARE			1	100%	1
BOSTON MEDICAL CENTER			1	100%	1
PATHOLOGYT & LAB MEDICINE SERVICES			1	100%	1
TEXAS HEALTH ARLINGTON MEMORIAL		1			1
NORTH MIAMI BEACH SURGICAL CENTER			1	100%	1
Trucare Living Centers - Columbus		1			1
OMAHA VA MEDICAL CENTER			1	100%	1
WEST VIRGINIA UNIVERSITY HOSPITALS			1	100%	1
ROCKWALL URGENT CARE			1	100%	1
STANDIFER PLACE		1			1
SOUTHERN LABORATORY SERVICES OF NWF		1			1
MICHIGAN HEALTH CLINIC LABORATORIES		1			1
LOUNDY		1			1
NEIGHBORCARE PHARMACY SERVICES		1			1
SACRED HEART HEALTH SYSTEM, INC			1	100%	1
ER NEAR ME HULEN		1			1
BRIDGEWATER PARK ASSISTED LIVING LLC			1	100%	1
FLORIDA FAMILY LABORATORY		1			1
LABONE		1			1
SPARTANBURG REGIONAL MEDICAL CENTER			1	100%	1
PALM COAST DRAW STATION/AMERICAN HEALTH ASSOCIATES		1			1
EMERGENCY CARE SERVICES LAB AT JFK MEDICAL CENTER			1	100%	1
INTERNATIONAL MEDICAL LABORATORY INC		1			1
CVS MINUTE CLINIC DIAG OF IND, LLC #6549		1			1
RIVERSIDE COUNTY PUBLIC HEALTH LABORATORY			1	100%	1
HEARTLAND REGIONAL MEDICAL CENTER		1			1
TENNOVA HEALTHCARE - CLEVELAND			1	100%	1
LINCOLN MEDICAL CENTER		1			1
LAKE LURE HEALTH CENTER			1	100%	1
BLOOMINGDALE PEDIATRIC ASSOCIATES PA			1	100%	1
BAYFRONT HEAL WOUND CARE AND HYPERBARIC CENTER			1	100%	1
GRAND VILLA OF PINELLAS PARK			1	100%	1
ManorCare Rehabilitation Center- Decatur		1			1
PANCARE HEALTH - ALTHA PUBLIC			1	100%	1
NORTH SHORE HEMATOLOGY-ONCOLOGY ASSOCIATES		1			1
MICHELLE S PAGE MD PA		1			1
PEACHEALTH LABORATORIES		1			1
MED TECH CLINICAL LABORATORY		1			1
LUTHERAN HAVEN EXTENDED CONGREGATE CAR		1			1
SOUTHERN SPRINGS HEALTH CARE		1			1
MERCY – NORTH IOWA			1	100%	1
BLOOD SYSTEMS LABORATORIES			1	100%	1
FRESENIUS SOUTH FORT MYERS		1			1
LONGWOOD PEDIATRICS LLC			1	100%	1
ADVENTHEALTH MEDICAL GROUP FAMILY AND INTERNAL			1	100%	1
LEELANAU OPCO, LLC		1			1

COVID-19: testing by laboratory

Data through Dec 6, 2020 verified as of Dec 7, 2020 at 09:25 AM

Data in this report are provisional and subject to change.

The numbers in the table below represent the number of Florida and non-Florida residents for whom test results were received by the Department of Health. A person can be tested by more than one laboratory and can have both positive and negative results. **Therefore, the sum of the numbers in each column will be larger than the total number of people tested.**

Reporting lab	Inconclusive	Negative	Positive	Percent positive	Total
BERKSHIRE MEDICAL CENTER			1	100%	1
MEDONE URGENT CARE			1	100%	1
FIU HEALTH CARE CENTER			1	100%	1
PRIMECARE AT PORT ORANGE			1	100%	1
MARYLAND DEPARTMENT OF HEALTH AND MENTAL HYGIENE-LABORATORIES			1	100%	1
SHAMRA MEDICAL LABORATORY			1	100%	1
MEDEXPRESS URGENT CARE - ANDERSON		1			1
METROHEALTH SYSTEM			1	100%	1
LUMICO LIFE INSURANCE COMPANY		1			1
SKY RIDGE MEDICAL CENTER - MICRO			1	100%	1
QC LABORATORY			1	100%	1
ATRIA TAMARAC			1	100%	1
FLORIDA STATE UNIVERSITY HEALTH SERVICES			1	100%	1
COMMUNITY			1	100%	1
ST MARY'S OF SAGINAW		1			1
SOUTHWEST REGIONAL PCR LABORATORY			1	100%	1
STANLY REGIONAL MEDICAL CENTER			1	100%	1
COSTCO PHARMACY #1023			1	100%	1
MANSFIELD MEDICAL LODGE			1	100%	1
MAYO CLINIC BEACHES PRIMARY CARE CTR		1			1
OCALA REGIONAL DIALYSIS- NORTH			1	100%	1
SOLARIS HEALTHCARE BAYONET POINT			1	100%	1
QUALITY CLINICAL LAB LLC			1	100%	1
TAMPA GENERAL MEDICAL GROUP LABORATORY HEALTHPARK			1	100%	1
UMASS MEMORIAL/MARLBORO HOSPITAL			1	100%	1
REFERENCE LABORATORY			1	100%	1
MEDEXPRESS - BLOOMIN BRANDS			1	100%	1
FAYETTE MEDICAL CENTER LAB		1			1
MEDEXPRESS URGENT CARE - OMAHA N 72 ST		1			1
BAYCARE MEDICAL GROUP, INC		1			1
LEGACY AT HIGHWOODS PRESERVE		1			1
Rosedale Green		1			1
LAKE PLACID HEALTH AND REHABILITATION			1	100%	1
IZ MEDICAL		1			1
MEDEXPRESS URGENT CARE - JEANNETTE		1			1
THE PATHOLOGY LABORATORY		1			1
CAREWELL URGENT CARE FITCHBURG			1	100%	1
BAPTIST HEALTH SURGERY CENTER			1	100%	1
AVALON FAMILY RESORT ASSISTED LIVING LLC		1			1
HOLLAND COMMUNITY HOSPITAL		1			1
POPLAR HEALTHCARE			1	100%	1
DALLAS COUNTY HEALTH AND HUMAN SERVICES			1	100%	1
HAYS CLINICAL LAB			1	100%	1
SANITAS RESEARCH LLC			1	100%	1
WINTER GARDEN CHILDREN'S HEALTH CENTERS			1	100%	1
OLEAN GENERAL HOSPITAL		1			1
URGENT CARE AND SURGERY CENTER			1	100%	1

COVID-19: testing by laboratory

Data through Dec 6, 2020 verified as of Dec 7, 2020 at 09:25 AM

Data in this report are provisional and subject to change.

The numbers in the table below represent the number of Florida and non-Florida residents for whom test results were received by the Department of Health. A person can be tested by more than one laboratory and can have both positive and negative results. **Therefore, the sum of the numbers in each column will be larger than the total number of people tested.**

Reporting lab	Inconclusive	Negative	Positive	Percent positive	Total
HORIZON MEDICAL CENTER			1	100%	1
LILY PHARMACY		1			1
VA PRIMARY CARE ANNEX			1	100%	1
MONMOUTH MEDICALC ENTER		1			1
GOSHEN HOSPITAL			1	100%	1
Memorial Health Care Center			1	100%	1
EAST TENNESSEE STATE UNIVERSITY		1			1
BROOKS REHAB			1	100%	1
HEART HOSPITAL OF LAFAYETTE: EMERGENCY ROOM			1	100%	1
WillowBrooke Court at Westminster Village		1			1
NORTH BROWARD MEDICAL CENTER			1	100%	1
MEDEXPRESS URGENT CARE - BATTLE CREEK		1			1
STUART SURGERY CENTER, LLC			1	100%	1
UMHC HOLLYWOOD LABORATORY			1	100%	1
MOUNT SINAI COMPREHENSIVE CANCER CENTER			1	100%	1
Greystone Health Care Center		1			1
LEE MEMORIAL HOSPITAL OUTPATIENT SURGERY CENTER			1	100%	1
THE HEART HOSPITAL BAYLOR PLANO			1	100%	1
VA OPTOMETRY CLINIC			1	100%	1
MISSOURI DEPARTMENT OF HEALTH AND SENIOR SERVICES - STATE PH LAB		1			1
Alden North Shore			1	100%	1
MEDEXPRESS-HOUSTON EAST FWY		1			1
STANFORD HEALTH CARE ANATOMIC PATHOLOGY & CLINICAL LAB			1	100%	1
PRIMEX CLINICAL LABORATORIES INC			1	100%	1
PRINCIPLE DIAGNOSTICS LLC			1	100%	1
MID FLORIDA COMMUNITY SERVICES			1	100%	1
METHODIST MANSFIELD MEDICAL CENTER			1	100%	1
ALL PEDIATRIC CARE PA			1	100%	1
CANDLER HOSPITAL			1	100%	1
PRESBYTERIAN HOME		1			1
WELLMED AT FORT PIERCE		1			1
MID-FLORIDA CANCER CENTERS		1			1
ST. LUKES HOSPITAL			1	100%	1
MED CHOICE CENTER OF NORTH MIAMI			1	100%	1
XSTREMEMD			1	100%	1
ELITE CARE			1	100%	1
Portsmouth Health and Rehab			1	100%	1
UNIVERSITY URGENT CARE			1	100%	1
MINNESOTA DEPARTMENT OF HEALTH LABORATORY			1	100%	1
PM PEDIATRICS OF SELDEN PLLC		1			1
LATCHER LABORATORY OF A O FOX MEMORIAL		1			1
MEDICAL CLINIC OF HOUSTON			1	100%	1
OXY-GENLAB			1	100%	1
BODYK			1	100%	1
INTEGRATED REGIONAL LABS			1	100%	1
Elm Crest Senior Living Community		1			1
San Jose Health & Rehabilitation		1			1

COVID-19: testing by laboratory

Data through Dec 6, 2020 verified as of Dec 7, 2020 at 09:25 AM

Data in this report are provisional and subject to change.

The numbers in the table below represent the number of Florida and non-Florida residents for whom test results were received by the Department of Health. A person can be tested by more than one laboratory and can have both positive and negative results. **Therefore, the sum of the numbers in each column will be larger than the total number of people tested.**

Reporting lab	Inconclusive	Negative	Positive	Percent positive	Total
DEPARTMENT OF HEALTH AND ENVIRONMENTAL CONTROL			1	100%	1
MERITUS MEDICAL CENTER			1	100%	1
CALIFORNIA PUBLIC HEALTH LABORATORY			1	100%	1
SV MOBILE HEALTH			1	100%	1
TRUMAN MEDICAL CENTER - HOSPITAL HILL			1	100%	1
PHYSICIAN ASSOCIATES, LLC			1	100%	1
UMASS MEMORIAL MEDICAL CENTER, INC		1			1
PEDIATRIC HEALTHCARE ALLIANCE PA			1	100%	1
COLLINS NURSING HOME		1			1
OCHSNER MEDICAL CENTER			1	100%	1
PHYSICIANS URGENT CARE			1	100%	1
RENFREW CENTERS INC		1			1
VILLAGES REHABILITATION AND NURSING CENTER		1			1
OAKMONT WEST- GREENVILLE SC		1			1
CONSOLIDATED			1	100%	1
AUGUSTA HEALTH CLINICAL LABORATORY			1	100%	1
WEST COAST CLINICAL LABS INC			1	100%	1
WEST COAST FAMILY MEDICAL CARE			1	100%	1
HIBISCUS COURT			1	100%	1
HOUSTON DEPARTMENT OF HEALTH AND HUMAN SERVICES			1	100%	1
MEDEXPRESS URGENT CARE - TARENTUM		1			1
HAMILTON CHD		1			1
Avera Sr. James Care Center		1			1
JACKSONVILLE STATEFL			1	100%	1
WINDSOR MANOR			1	100%	1
EXCEPTIONAL EMERGENCY CENTER			1	100%	1
PHYSICIANS PRIMARY CARE LEHIGH PEDS			1	100%	1
WELLNOW URGENT CARE-OSWEGO			1	100%	1
LITTLE COMPANY OF MARY HOSPITAL			1	100%	1
MINUTE CLINIC OF KANSAS PA			1	100%	1
EASTSIDE MEDICAL CLINIC		1			1
Vi at Aventura		1			1
FLAGLER COUNTY BOARD OF COUNTY COMMISSIONERS			1	100%	1
CORDOVA FAMILY PRACTICE			1	100%	1
ULTIMATE ANALYSIS LABORATORY			1	100%	1
LIBERTY HEALTH CENTER			1	100%	1
MINUTECLINIC DIAGNOSTIC OF NEW MEXICO LLC #7552		1			1
Garden View Care Center at Dougherty Ferry		1			1
PENINSULA REGIONAL MED CTR LAB			1	100%	1
SILVERMAN			1	100%	1
VISTA DEL SOL MED ASSOC		1			1
VIRTUA WEST JERSEY HOSPITAL		1			1
PALMS OF FT MYERS,THE			1	100%	1
PRACTITIONERS IN MOTION			1	100%	1
SYNERGENE LABORATORY			1	100%	1
PCR DIAGNOSTICS			1	100%	1
DOCTORS CARE OF PALM COAST			1	100%	1

COVID-19: testing by laboratory

Data through Dec 6, 2020 verified as of Dec 7, 2020 at 09:25 AM

Data in this report are provisional and subject to change.

The numbers in the table below represent the number of Florida and non-Florida residents for whom test results were received by the Department of Health. A person can be tested by more than one laboratory and can have both positive and negative results. **Therefore, the sum of the numbers in each column will be larger than the total number of people tested.**

Reporting lab	Inconclusive	Negative	Positive	Percent positive	Total
MY URGENT CARE CLINIC			1	100%	1
NEW ERA COMMUNITY HEALTH CENTER LLC		1			1
ST VINCENT'S AMBULATORY CARE INC			1	100%	1
FAMILY PRACTICE ASSOCIATES		1			1
CHP COVID-19 (TX)			1	100%	1
CARESPOT URGENT CARE		1			1
RIVIERA BEACH HEALTH CENTER LAB			1	100%	1
RAPID CITY REGIONAL HOSPITAL -579 ATTN. LABORATORY		1			1
FALMOUTH BY THE SEA			1	100%	1
DUKE HEALTH REGIONAL HOSPITAL			1	100%	1
CLEVELAND CLINIC FLORIDA			1	100%	1
WESTWOOD NURSING & REHAB		1			1
ALL PEDIATRIC CARE			1	100%	1
MID FLORIDA BIOLOGICALS			1	100%	1
BMC/NASSAU			1	100%	1
DOCTORS HEARING			1	100%	1
CRUSADER COMMUNITY HEALTH			1	100%	1
MARION COUNTY HEALTH DEPARTMENT			1	100%	1
LAKEVIEW REGIONAL HOSPITAL			1	100%	1
CONWAY MEDICAL CENTER			1	100%	1
FLEMING ISLAND CENTER FOR CLINICAL RESEARCH		1			1
HERNANDO CHILDREN'S			1	100%	1
MEMORIAL HERMANN SOUTHWEST HOSPITAL			1	100%	1
FAMILY CARE PARTNERS URGENT CARE LLC			1	100%	1
TALLAHASSEE PRIMARY CARE ASSOCIATES PA			1	100%	1
HEALTH FIRST MEDICAL GROUP LLC			1	100%	1
CROSS CREEK HEALTH CARE		1			1
KINGWOOD EMERGENCY HOSPITAL			1	100%	1
HIALEAH SHORES NURSING AND			1	100%	1
OCALA FAMILY MEDICAL CENTER		1			1
CVS HEALTH, #2043		1			1
HACKENSACK UNIVERSITY MEDICAL CENTER		1			1
ENCOMPASS HEALTH HOME HEALTH		1			1
ADVENT HEALTH APOPKA		1			1
BLUFFTON HEALTH CENTER			1	100%	1
SMITH KLINE			1	100%	1
UNIVERSITY OF IOWA HOSPITALS & CLINICS			1	100%	1
ASHLEY CLINICAL DIAGNOSTIC LABORATORY			1	100%	1
MINUTECLINIC LLC # 3930			1	100%	1
ROYAL PALM PEDIATRICS			1	100%	1
MAYO CLINICAL LABORATORIES		1			1
CAREHERE HUDSON BAY			1	100%	1
NORTHEAST PEDIATRICS			1	100%	1
PANCARE HEALTH GULF COUNTY			1	100%	1
CAREWELL JW - WORCESTER LNC			1	100%	1
ADVANCED RESEARCH AND DIAGNOSTIC LABORATORY UNIVERSITY OF MINNESOTA			1	100%	1
SUMMERFIELD PAIN MANAGEMENT			1	100%	1

COVID-19: testing by laboratory

Data through Dec 6, 2020 verified as of Dec 7, 2020 at 09:25 AM

Data in this report are provisional and subject to change.

The numbers in the table below represent the number of Florida and non-Florida residents for whom test results were received by the Department of Health. A person can be tested by more than one laboratory and can have both positive and negative results. **Therefore, the sum of the numbers in each column will be larger than the total number of people tested.**

Reporting lab	Inconclusive	Negative	Positive	Percent positive	Total
GRAND VIEW HOSPITAL			1	100%	1
Valley Center (WV)			1	100%	1
MCH PHYSICIANS GROUP			1	100%	1
CVS MINUTE CLINIC DIAGNOSTIC OF VIRGINIA		1			1
Crowne Place Assisted Living		1			1
ST GERARD'S COMMUNITY OF CARE		1			1
MACCLENNY NURSING AND REHAB			1	100%	1
WALGREENS #01398			1	100%	1
TMH PHYSICIAN PARTNERS			1	100%	1
FAIRFIELD MEDICAL CENTER			1	100%	1
CLERMONT HEALTH DEPARTMENT			1	100%	1
NORTHEAST TEXAS DIALYSIS		1			1
KANA MEDICAL			1	100%	1
WINCHESTER HOSPITAL			1	100%	1
ALPHA CLINICAL LABORATORY CORP.			1	100%	1
MADISON FACILITY INC			1	100%	1
OHIO VALLEY MANOR NURSING &		1			1
MD NOW URGENT CARE			1	100%	1
CONVENIENT MEDICAL AND HEALTH SERVICES			1	100%	1
OAK HAVEN REHAB AND NURSING CENTER			1	100%	1
MAYO CLINIC OUTPATIENT DIALYSIS CENTER			1	100%	1
CARENOW URGENT CARE-WEST END		1			1
ARIZA WELLNESS CARE LLC			1	100%	1
DE TAR HOSPITAL			1	100%	1
MORNINGSIDE NURSING AND REHABILITATION		1			1
DOCTORS MEMORIAL HOSP HOME HEALTH CARE		1			1
ILLINOIS DEPT OF PUBLIC HEALTH LABS			1	100%	1
EXPRESS CARE OF THE SHOALS		1			1
MEMORIAL HEALTH SYSTEM		1			1
NATION'S BEST CARE HOME HEALTH			1	100%	1
GOLDING-GRANADO MEDICAL ASSOCIATES		1			1
HYDE PARK MEDICAL CENTER		1			1
Village Crest Center for Health & Rehabilitation		1			1
MEDICAL UNIVERSITY SC HOSPITAL			1	100%	1
DOCTORS CARE - GREER		1			1
MEDFAST URGENT CARE CENTERS, LLC		1			1
URGENT CARE OF FORT LAUDERDALE INC			1	100%	1
MINUTE CLINIC DIAGNOSTICS OF IN, LLC #6252		1			1
GREENTREE MEDICAL CENTER			1	100%	1
INTERNAL MEDICINE GROUP OF CENTRAL FLORIDA			1	100%	1
EDGAR PRICE FAMILY & CHILDREN HEALTHCARE CENTER			1	100%	1
REGIONAL MEDICAL LABORATORY			1	100%	1
CLINCLOUD, LLC			1	100%	1
SANTA ROSA PEDIATRICS			1	100%	1
DSI LABORATORIES-NAPLES-7TH			1	100%	1
FLORHAM PARK ENDOSCOPY CENTER		1			1
STONECREST MEDICAL CENTER		1			1

COVID-19: testing by laboratory

Data through Dec 6, 2020 verified as of Dec 7, 2020 at 09:25 AM

Data in this report are provisional and subject to change.

The numbers in the table below represent the number of Florida and non-Florida residents for whom test results were received by the Department of Health. A person can be tested by more than one laboratory and can have both positive and negative results. **Therefore, the sum of the numbers in each column will be larger than the total number of people tested.**

Reporting lab	Inconclusive	Negative	Positive	Percent positive	Total
CAROLINAS HEALTHCARE SYSTEM LAB			1	100%	1
BEAUMONT REFERENCE LABORATORY			1	100%	1
Manassas Health & Rehab			1	100%	1
EXPEDIAN URGENT CARE			1	100%	1
Douglas County Health Center		1			1
INFECTION CONTROL DEPT			1	100%	1
PROGENESIS INC			1	100%	1
AZALEALAND NURSING HOME		1			1
HEALTHCARE FOR THE HOMELESS			1	100%	1
CSL PLASMA LAB			1	100%	1
MEDEXPRESS - NEW CASTLE, DUPONT HWY		1			1
LSU MEDICAL CENTER			1	100%	1
LAS PALMAS MEDICAL CENTER			1	100%	1
CLAY PRIMARY & FAMILY CARE LLC			1	100%	1
CVS HEALTH, #5962		1			1
ADVANCE MD CARE			1	100%	1
UNIVERSITY HOSPITALS OF CLEVELAND			1	100%	1
Niles Nursing and Rehab. Center		1			1
CALIFORNIA DIVISION OF COMMUNICABLE DISEASE CONTROL			1	100%	1
DAVENPORT PEDIATARICS CLERMONT PA		1			1
Total	53,961	10,314,978	1,360,895	12%	11,729,834