

COVID-19: summary of cases and monitoring

Data through Dec 3, 2020 verified as of Dec 4, 2020 at 09:25 AM

Data in this report are provisional and subject to change.

Cases: people with positive PCR or antigen test result		Cases: people with positive PCR or antigen test result	
Total cases		Risk factors for Florida residents	
Florida residents	1,039,207	Traveled	9,401
Non-Florida residents	1,022,354	Contact with a known case	392,170
	16,853	Traveled and contact with a known case	11,254
Type of testing		Neither	609,529
Florida residents	1,022,354	No travel and no contact	131,885
Positive by BPHL/CDC	39,087	Travel is unknown	334,245
Positive by commercial/hospital lab	983,267	Contact is unknown	249,729
PCR positive	925,841	Contact is pending	197,335
Antigen positive	96,513		
Non-Florida residents	16,853	Travel can be unknown and contact can be unknown or pending for the same case, these numbers will sum to more than the "neither" total.	
Positive by BPHL/CDC	483		
Positive by commercial/hospital lab	16,370		
PCR positive	13,724		
Antigen positive	3,129		
Characteristics			
Florida residents hospitalized	56,095		
Florida resident deaths	18,994		
Non-Florida resident deaths	242		
Hospitalized counts include anyone who was hospitalized at some point during their illness. It does not reflect the number of people currently hospitalized.			
More information on deaths identified through death certificate data is available on the National Center for Health Statistics website at www.cdc.gov/nchs/nvss/vsrr/COVID19/index.htm .			

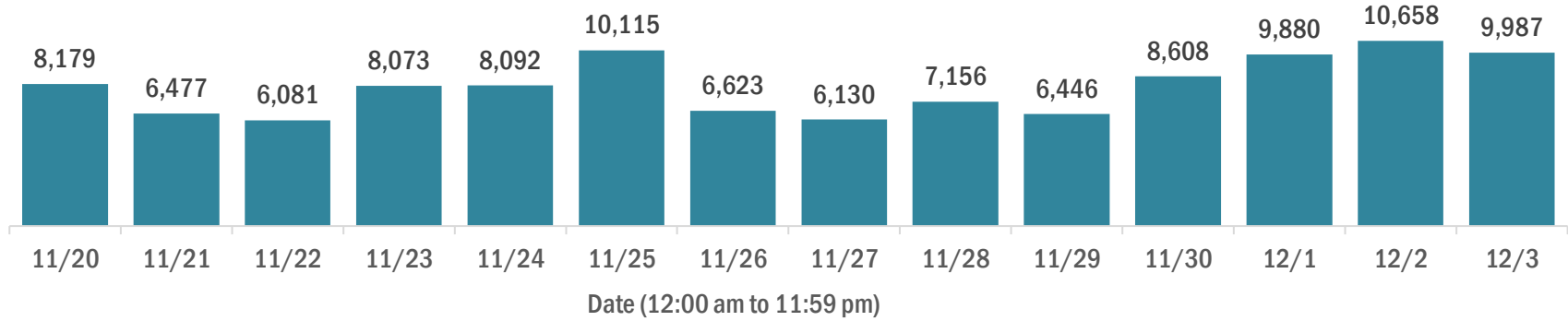
COVID-19: summary of laboratory testing

Data through Dec 3, 2020 verified as of Dec 4, 2020 at 09:25 AM

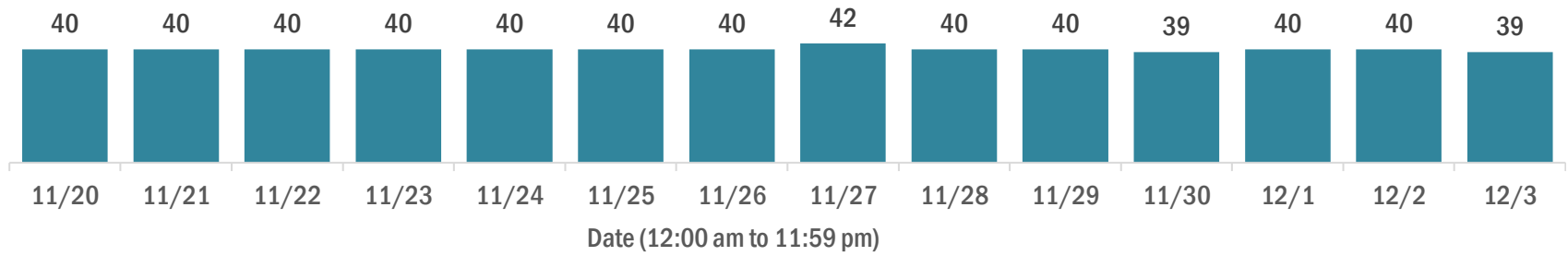
Data in this report are provisional and subject to change.

Cases in Florida residents per day for the past 2 weeks

Number of cases per day



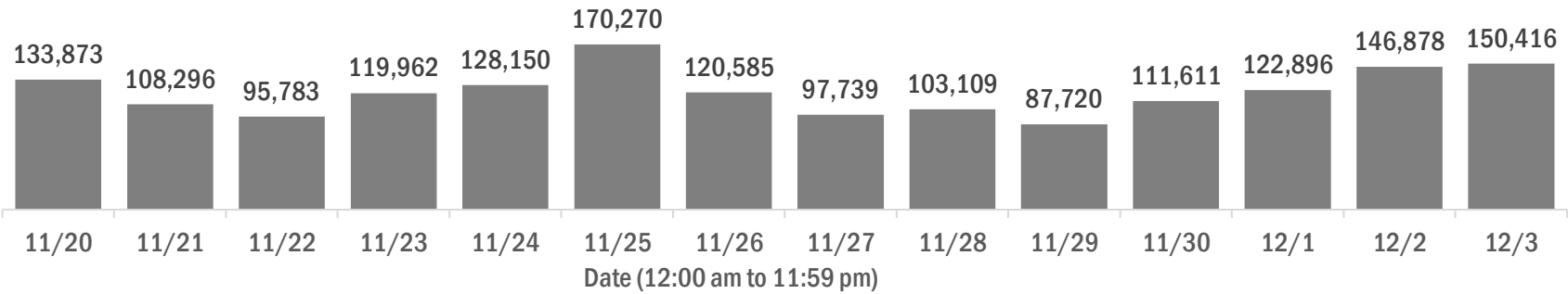
Median age of cases by day



Laboratory testing for Florida residents over the past 2 weeks

Number of Florida residents tested per day

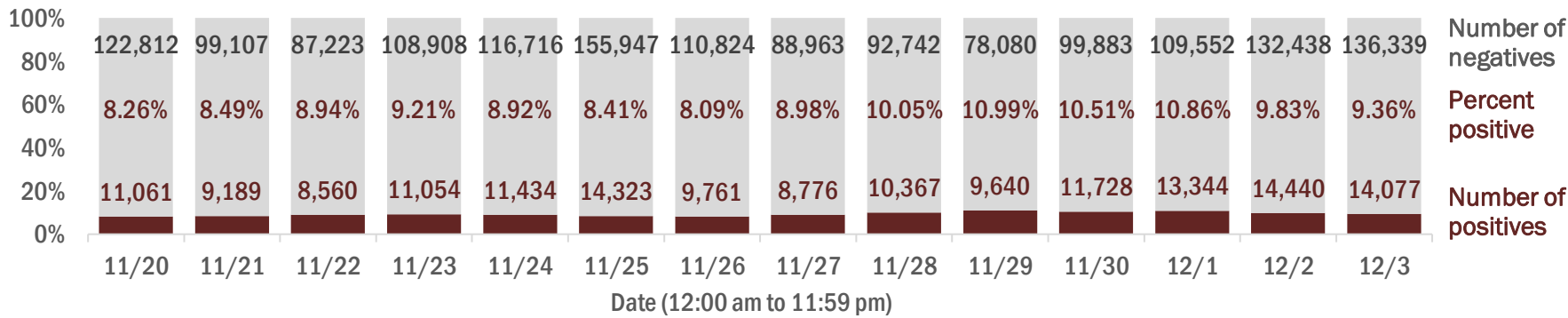
These counts include the number of people for whom the Department received PCR or antigen laboratory results by day. People tested on multiple days will be included for each day a new result was received. A person is only counted once for each day they are tested, regardless of whether multiple specimens are tested or multiple results are received.



Number and percent of Florida residents with positive test results

The percent of positive results ranged from 8.09% to 10.99% over the past 2 weeks and was 9.36% yesterday.

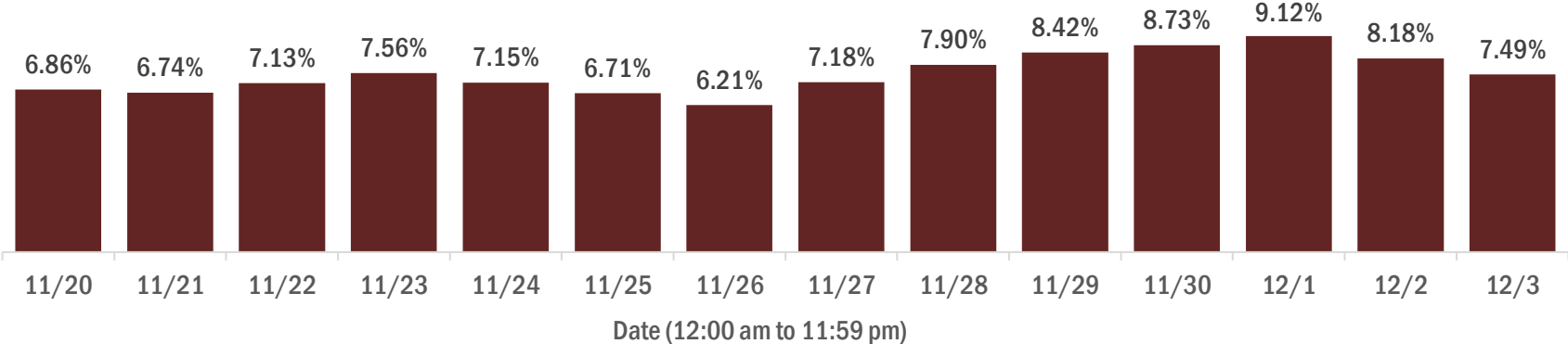
These counts include the number of people for whom the Department received PCR or antigen laboratory results by day. People tested on multiple days will be included for each day a new result was received. A person is only counted once for each day they are tested, regardless of whether multiple specimens are tested or multiple results are received. If a person has a positive specimen and a negative specimen in the same day, only the positive result is counted.



Percent positivity for new cases in Florida residents

The percent of positive results ranged from 6.21% to 9.12% over the past 2 weeks and was 7.49% yesterday.

This percent is the number of people who test PCR- or antigen-positive for the first time divided by all the people tested that day, excluding people who have previously tested positive.



COVID-19: characteristics of 1,022,354 Florida resident cases

Data through Dec 3, 2020 verified as of Dec 4, 2020 at 09:25 AM

Data in this report are provisional and subject to change.

Age group	Cases		Hospitalizations		Deaths	
0-4 years	17,513	2%	375	1%	0	0%
5-14 years	49,600	5%	341	1%	5	0%
15-24 years	165,169	16%	1,496	3%	33	0%
25-34 years	186,380	18%	3,076	5%	113	1%
35-44 years	160,928	16%	4,607	8%	321	2%
45-54 years	157,831	15%	6,894	12%	761	4%
55-64 years	132,975	13%	9,798	17%	2,083	11%
65-74 years	81,102	8%	11,311	20%	4,069	21%
75-84 years	45,765	4%	10,756	19%	5,593	29%
85+ years	24,033	2%	7,437	13%	6,016	32%
Unknown	1,058	0%	4	0%	0	0%
Total	1,022,354		56,095		18,994	

Gender	Cases	
Female	527,044	52%
Male	489,324	48%
Unknown	5,986	1%
Total	1,022,354	

Ethnicity	Cases		Hospitalizations		Deaths	
Hispanic	313,636	31%	15,370	27%	4,742	25%
Non-Hispanic	464,331	45%	37,760	67%	12,922	68%
Unknown	244,387	24%	2,965	5%	1,330	7%
Total	1,022,354		56,095		18,994	

Race and ethnicity	Cases		Hospitalizations		Deaths	
White	519,586	51%	35,132	63%	13,435	71%
Hispanic	206,579	20%	10,772	19%	3,770	20%
Non-Hispanic	278,719	27%	23,195	41%	9,023	48%
Unknown	34,288	3%	1,165	2%	642	3%
Black	141,740	14%	12,490	22%	3,455	18%
Hispanic	7,424	1%	521	1%	133	1%
Non-Hispanic	123,169	12%	11,663	21%	3,185	17%
Unknown	11,147	1%	306	1%	137	1%
Other race	139,468	14%	6,707	12%	1,497	8%
Hispanic	71,902	7%	3,692	7%	708	4%
Non-Hispanic	48,796	5%	2,713	5%	657	3%
Unknown	18,770	2%	302	1%	132	1%
Unknown race	221,560	22%	1,766	3%	607	3%
Hispanic	27,731	3%	385	1%	131	1%
Non-Hispanic	13,647	1%	189	0%	57	0%
Unknown	180,182	18%	1,192	2%	419	2%
Total	1,022,354		56,095		18,994	

Hospitalization counts include anyone who was hospitalized at some point during their illness. It does not reflect the number of people currently hospitalized. **Other race** includes any person with a race of American Indian/Alaskan native, Asian, native Hawaiian/Pacific Islander, or other.

COVID-19: deaths in Florida residents and staff of long-term care facilities

Data through Dec 3, 2020 verified as of Dec 4, 2020 at 09:25 AM

Data in this report are provisional and subject to change.

For current cases in residents or staff of long-term care facilities, please visit: <https://floridahealthcovid19.gov/>

County	Deaths		County	Deaths		County	Deaths	
Dade	869	<div></div> 12%	Osceola	90	<div></div> 1%	Washington	12	<div></div> 0%
Palm Beach	768	<div></div> 10%	Charlotte	89	<div></div> 1%	Gadsden	11	<div></div> 0%
Pinellas	626	<div></div> 8%	Okaloosa	85	<div></div> 1%	Gilchrist	11	<div></div> 0%
Broward	476	<div></div> 6%	Clay	71	<div></div> 1%	Baker	9	<div></div> 0%
Hillsborough	422	<div></div> 6%	Citrus	69	<div></div> 1%	Lafayette	9	<div></div> 0%
Polk	348	<div></div> 5%	Indian River	67	<div></div> 1%	Jefferson	8	<div></div> 0%
Lee	274	<div></div> 4%	Jackson	65	<div></div> 1%	Calhoun	6	<div></div> 0%
Brevard	258	<div></div> 3%	Leon	55	<div></div> 1%	Gulf	6	<div></div> 0%
Duval	257	<div></div> 3%	Suwannee	53	<div></div> 1%	Bradford	3	<div></div> 0%
Orange	237	<div></div> 3%	Highlands	47	<div></div> 1%	Flagler	3	<div></div> 0%
Sarasota	234	<div></div> 3%	St. Johns	47	<div></div> 1%	Holmes	3	<div></div> 0%
St. Lucie	184	<div></div> 2%	Bay	39	<div></div> 1%	Monroe	3	<div></div> 0%
Volusia	184	<div></div> 2%	Alachua	35	<div></div> 0%	Taylor	3	<div></div> 0%
Seminole	175	<div></div> 2%	Columbia	35	<div></div> 0%	Desoto	2	<div></div> 0%
Marion	170	<div></div> 2%	Sumter	29	<div></div> 0%	Hardee	2	<div></div> 0%
Manatee	147	<div></div> 2%	Nassau	26	<div></div> 0%	Levy	2	<div></div> 0%
Escambia	144	<div></div> 2%	Santa Rosa	23	<div></div> 0%	Dixie	1	<div></div> 0%
Collier	126	<div></div> 2%	Hendry	20	<div></div> 0%	Liberty	1	<div></div> 0%
Pasco	116	<div></div> 2%	Putnam	19	<div></div> 0%			
Martin	112	<div></div> 2%	Madison	16	<div></div> 0%	Total	7,444	
Hernando	106	<div></div> 1%	Okeechobee	16	<div></div> 0%			
Lake	104	<div></div> 1%	Walton	16	<div></div> 0%			

Note: cases are summarized by the county of usual residence. Residents and staff may be cases associated with facilities that are not in their county of usual residence, resulting in cases being included below for counties that do not have facilities with known cases.

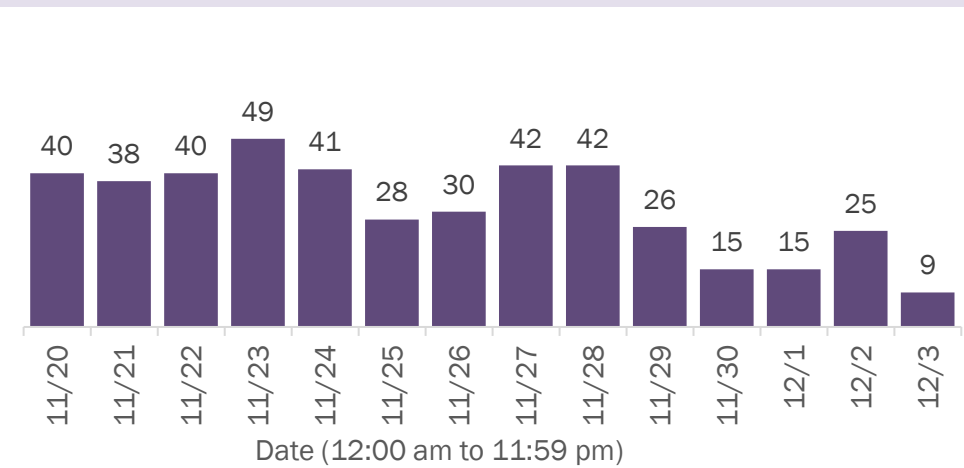
COVID-19: cases in Florida residents who have died

Data through Dec 3, 2020 verified as of Dec 4, 2020 at 09:25 AM

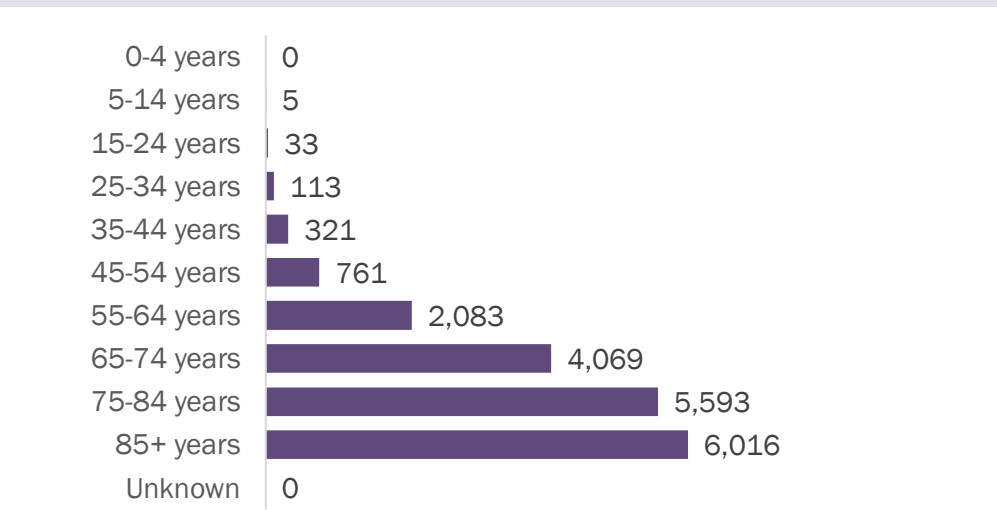
Data in this report are provisional and subject to change.

Demographics for all identified COVID-19 deaths: 18,994

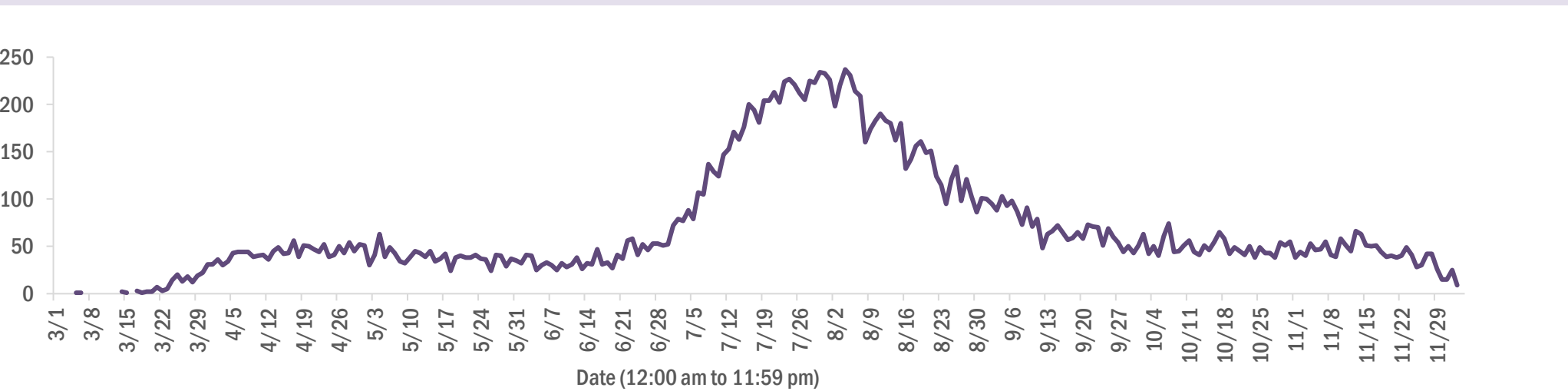
Deaths by date of death for the past 2 weeks



Deaths by age group



Deaths by date of death since March 2020



Age group	Deaths	Cases	Case fatality rate	Mortality rate per 100,000 population
0-4 years	0	17,513	0.0%	0.0
5-14 years	5	49,600	0.0%	0.2
15-24 years	33	165,169	0.0%	1.3
25-34 years	113	186,380	0.1%	4.0
35-44 years	321	160,928	0.2%	12.3
45-54 years	761	157,831	0.5%	27.3
55-64 years	2,083	132,975	1.6%	72.0
65-74 years	4,069	81,102	5.0%	167.7
75-84 years	5,593	45,765	12.2%	398.3
85+ years	6,016	24,033	25.0%	1041.7
Unknown	0	1,058	0.0%	
Total	18,994	1,022,354	1.9%	87.9

Gender	Deaths	Cases	Case fatality rate	Mortality rate per 100,000 population
Female	8,395	527,044	1.6%	76.0
Male	10,599	489,324	2.2%	100.4
Unknown	0	5,986	0.0%	
Total	18,994	1,022,354	1.9%	87.9

Race	Deaths	Cases	Case fatality rate	Mortality rate per 100,000 population
White	13,435	519,586	2.6%	80.5
Black	3,455	141,740	2.4%	94.5
Other	1,497	139,468	1.1%	120.3
Unknown	607	221,560	0.3%	
Total	18,994	1,022,354	1.9%	87.9

Ethnicity	Deaths	Cases	Case fatality rate	Mortality rate per 100,000 population
Hispanic	4,742	313,636	1.5%	83.5
Non-Hispanic	12,922	464,331	2.8%	81.2
Unknown	1,330	244,387	0.5%	
Total	18,994	1,022,354	1.9%	87.9

COVID-19: characteristics of 1,039,207 cases

Data through Dec 3, 2020 verified as of Dec 4, 2020 at 09:25 AM

Data in this report are provisional and subject to change.

Tables below include cases in Florida residents and non-Florida residents.

All 67 Florida counties have cases:

County	FL resident cases		Non-FL resident cases	Total cases	FL resident deaths	FL death rate
Dade	236,183	<div></div> 23%	2,630	238,813	3,888	1.6%
Broward	110,490	<div></div> 11%	1,139	111,629	1,691	1.5%
Palm Beach	66,926	<div></div> 7%	810	67,736	1,719	2.6%
Orange	59,984	<div></div> 6%	408	60,392	651	1.1%
Hillsborough	59,781	<div></div> 6%	460	60,241	955	1.6%
Duval	45,401	<div></div> 4%	711	46,112	635	1.4%
Pinellas	33,596	<div></div> 3%	556	34,152	922	2.7%
Lee	30,842	<div></div> 3%	729	31,571	594	1.9%
Polk	28,470	<div></div> 3%	170	28,640	697	2.4%
Osceola	19,038	<div></div> 2%	217	19,255	245	1.3%
Collier	18,131	<div></div> 2%	417	18,548	289	1.6%
Manatee	17,217	<div></div> 2%	233	17,450	387	2.2%
Escambia	15,457	<div></div> 2%	1,878	17,335	313	2.0%
Volusia	16,868	<div></div> 2%	212	17,080	373	2.2%
Brevard	16,240	<div></div> 2%	136	16,376	452	2.8%
Pasco	15,553	<div></div> 2%	147	15,700	285	1.8%
Leon	15,179	<div></div> 1%	451	15,630	148	1.0%
Sarasota	14,004	<div></div> 1%	380	14,384	399	2.8%
Marion	13,597	<div></div> 1%	47	13,644	389	2.9%
Seminole	13,346	<div></div> 1%	81	13,427	282	2.1%
Alachua	13,064	<div></div> 1%	126	13,190	103	0.8%
St. Lucie	11,103	<div></div> 1%	42	11,145	372	3.4%
Lake	10,880	<div></div> 1%	102	10,982	258	2.4%
Okaloosa	9,507	<div></div> 1%	98	9,605	160	1.7%
St. Johns	9,182	<div></div> 1%	157	9,339	99	1.1%
Bay	8,624	<div></div> 1%	345	8,969	163	1.9%
Clay	8,372	<div></div> 1%	19	8,391	154	1.8%
Santa Rosa	7,785	<div></div> 1%	99	7,884	104	1.3%
Martin	6,378	<div></div> 1%	69	6,447	179	2.8%
Charlotte	5,306	<div></div> 1%	48	5,354	197	3.7%
Hernando	5,219	<div></div> 1%	30	5,249	228	4.4%
Indian River	5,114	<div></div> 1%	53	5,167	139	2.7%
Citrus	4,988	<div></div> 0%	27	5,015	177	3.5%
Columbia	4,883	<div></div> 0%	19	4,902	100	2.0%
Jackson	3,928	<div></div> 0%	52	3,980	97	2.5%

County	FL resident cases		Non-FL resident cases	Total cases	FL resident deaths	FL death rate
Highlands	3,921	<div></div> 0%	28	3,949	160	4.1%
Walton	3,477	<div></div> 0%	371	3,848	38	1.1%
Sumter	3,623	<div></div> 0%	21	3,644	101	2.8%
Monroe	3,411	<div></div> 0%	104	3,515	28	0.8%
Gadsden	3,383	<div></div> 0%	11	3,394	57	1.7%
Nassau	3,105	<div></div> 0%	271	3,376	57	1.8%
Suwannee	3,341	<div></div> 0%	25	3,366	87	2.6%
Unknown	200	<div></div> 0%	2,704	2,904	0	0.0%
Putnam	2,878	<div></div> 0%	7	2,885	60	2.1%
Flagler	2,813	<div></div> 0%	25	2,838	43	1.5%
Hendry	2,566	<div></div> 0%	10	2,576	45	1.8%
Desoto	2,465	<div></div> 0%	8	2,473	35	1.4%
Baker	2,081	<div></div> 0%	10	2,091	33	1.6%
Okeechobee	2,070	<div></div> 0%	14	2,084	44	2.1%
Hardee	1,792	<div></div> 0%	7	1,799	18	1.0%
Wakulla	1,682	<div></div> 0%	9	1,691	15	0.9%
Taylor	1,671	<div></div> 0%	4	1,675	21	1.3%
Washington	1,553	<div></div> 0%	16	1,569	27	1.7%
Levy	1,453	<div></div> 0%	7	1,460	14	1.0%
Bradford	1,447	<div></div> 0%	3	1,450	18	1.2%
Lafayette	1,354	<div></div> 0%	0	1,354	21	1.6%
Madison	1,290	<div></div> 0%	18	1,308	27	2.1%
Union	1,249	<div></div> 0%	0	1,249	61	4.9%
Holmes	1,211	<div></div> 0%	22	1,233	15	1.2%
Gulf	1,078	<div></div> 0%	15	1,093	21	1.9%
Hamilton	1,008	<div></div> 0%	9	1,017	11	1.1%
Dixie	976	<div></div> 0%	3	979	11	1.1%
Calhoun	903	<div></div> 0%	2	905	22	2.4%
Franklin	823	<div></div> 0%	11	834	4	0.5%
Gilchrist	807	<div></div> 0%	0	807	20	2.5%
Jefferson	782	<div></div> 0%	17	799	12	1.5%
Glades	684	<div></div> 0%	1	685	10	1.5%
Liberty	621	<div></div> 0%	1	622	14	2.3%
State-Call Center			1	1	0	
Total	1,022,354		16,853	1,039,207	18,994	1.9%

COVID-19: characteristics of 1,022,354 Florida resident cases

Data through Dec 3, 2020 verified as of Dec 4, 2020 at 09:25 AM

Data in this report are provisional and subject to change.

The table below includes the cities and counties of residence for cases in Florida residents based on the patient's ZIP Code.

Note that city is not always received as part of the initial notification and may be missing while the case is being investigated.

City and county	Cases
Miami, Dade	136,952
Orlando, Orange	45,220
Jacksonville, Duval	42,537
Tampa, Hillsborough	35,895
Hialeah, Dade	32,238
Fort Lauderdale, Broward	25,697
Hollywood, Broward	21,532
West Palm Beach, Palm Beach	16,571
Kissimmee, Osceola	14,933
Naples, Collier	14,787
Tallahassee, Leon	14,359
Homestead, Dade	14,006
Saint Petersburg, Pinellas	13,230
Pensacola, Escambia	12,700
Fort Myers, Lee	12,532
Pompano Beach, Broward	12,038
Bradenton, Manatee	11,497
Boca Raton, Palm Beach	11,180
Gainesville, Alachua	10,840
Ocala, Marion	10,544
Lakeland, Polk	9,843
Sarasota, Sarasota	9,054
Lake Worth, Palm Beach	8,616
Cape Coral, Lee	7,457
Port Saint Lucie, St. Lucie	7,202
Miramar, Broward	7,031
Clearwater, Pinellas	6,573
Miami Gardens, Dade	6,400
Boynton Beach, Palm Beach	6,261
Miami Beach, Dade	6,240
Coral Springs, Broward	5,587
Panama City, Bay	5,567
Winter Haven, Polk	5,108
Saint Augustine, St. Johns	5,058
Melbourne, Brevard	5,052
Lehigh Acres, Lee	4,979
Delray Beach, Palm Beach	4,879
Lake City, Columbia	4,555
Davie, Broward	4,445
Doral, Dade	4,380
Coral Gables, Dade	4,201
Sunrise, Broward	4,164
Milton, Santa Rosa	4,119
Riverview, Hillsborough	4,049
Vero Beach, Indian River	3,926
Daytona Beach, Volusia	3,846
Fort Pierce, St. Lucie	3,841
Saint Cloud, Osceola	3,665
Brandon, Hillsborough	3,591
Palm Bay, Brevard	3,546
Largo, Pinellas	3,520
Apopka, Orange	3,517
Plant City, Hillsborough	3,507
Plantation, Broward	3,499
Orange Park, Clay	3,466
New Port Richey, Pasco	3,422
North Miami Beach, Dade	3,388
Miami Lakes, Dade	3,347
Weston, Broward	3,246

COVID-19: characteristics of 1,022,354 Florida resident cases

Data through Dec 3, 2020 verified as of Dec 4, 2020 at 09:25 AM

Data in this report are provisional and subject to change.

The table below includes the cities and counties of residence for cases in Florida residents based on the patient's ZIP Code.

Note that city is not always received as part of the initial notification and may be missing while the case is being investigated.

City and county	Cases
Deerfield Beach, Broward	3,235
Jupiter, Palm Beach	3,188
Stuart, Martin	3,110
Sanford, Seminole	3,093
Spring Hill, Hernando	3,013
Fort Walton Beach, Okaloosa	2,930
Clermont, Lake	2,917
Deltona, Volusia	2,827
Tamarac, Broward	2,813
Live Oak, Suwannee	2,767
Cutler Ridge, Dade	2,739
Port Charlotte, Charlotte	2,706
Opa Locka, Dade	2,635
Davenport, Polk	2,628
Immokalee, Collier	2,572
Palm Beach Gardens, Palm Beach	2,525
Deland, Volusia	2,514
Winter Park, Orange	2,467
Winter Garden, Orange	2,463
Palmetto, Manatee	2,452
Arcadia, Desoto	2,404
Crestview, Okaloosa	2,399
Margate, Broward	2,382
Coconut Creek, Broward	2,359
Palm Coast, Flagler	2,353
Land O Lakes, Pasco	2,332
Wesley Chapel, Pasco	2,297
Wellington, Palm Beach	2,251
Oviedo, Seminole	2,251
Hallandale, Broward	2,173
Palm Harbor, Pinellas	2,138
Altamonte Springs, Seminole	2,124
Okeechobee, Okeechobee	2,064
Haines City, Polk	2,061
Venice, Sarasota	2,037
Lake Worth Beach, Palm Beach	2,032
Sebring, Highlands	2,012
Key West, Monroe	1,986
Bonita Springs, Lee	1,954
Brooksville, Hernando	1,939
Middleburg, Clay	1,932
Ocoee, Orange	1,921
Punta Gorda, Charlotte	1,913
North Port, Sarasota	1,898
Lutz, Hillsborough	1,873
North Lauderdale, Broward	1,847
Valrico, Hillsborough	1,819
Leesburg, Lake	1,810
Pembroke Pines, Broward	1,797
North Miami, Dade	1,786
Seminole, Pinellas	1,773
Quincy, Gadsden	1,728
Port Orange, Volusia	1,710
Ruskin, Hillsborough	1,692
Pinellas Park, Pinellas	1,652
Longwood, Seminole	1,603
Jacksonville Beach, Duval	1,589
Ormond Beach, Volusia	1,578
Perry, Taylor	1,572

COVID-19: characteristics of 1,022,354 Florida resident cases

Data through Dec 3, 2020 verified as of Dec 4, 2020 at 09:25 AM

Data in this report are provisional and subject to change.

The table below includes the cities and counties of residence for cases in Florida residents based on the patient's ZIP Code.

Note that city is not always received as part of the initial notification and may be missing while the case is being investigated.

City and county	Cases
Zephyrhills, Pasco	1,564
Oakland Park, Broward	1,563
Windermere, Orange	1,544
Crawfordville, Wakulla	1,524
Cocoa, Brevard	1,509
Saint Johns, St. Johns	1,509
Marianna, Jackson	1,448
Casselberry, Seminole	1,446
Green Cove Springs, Clay	1,440
Dade City, Pasco	1,440
Royal Palm Beach, Palm Beach	1,439
Niceville, Okaloosa	1,438
Bartow, Polk	1,432
Clewiston, Hendry	1,423
Crossings, Dade	1,371
Cantonment, Escambia	1,361
Gulf Breeze, Santa Rosa	1,359
Navarre, Santa Rosa	1,359
Palatka, Putnam	1,357
Kissimmee, Polk	1,355
Coconut Grove, Dade	1,352
Mayo, Lafayette	1,339
Defuniak Springs, Walton	1,324
Hudson, Pasco	1,306
Carol City, Dade	1,298
North Fort Myers, Lee	1,288
Missing, Dade	1,284
Lake Mary, Seminole	1,282
Inverness, Citrus	1,282
Wimauma, Hillsborough	1,260
Chipley, Washington	1,256
Panama City Beach, Bay	1,255
Auburndale, Polk	1,250
The Villages, Sumter	1,239
Lynn Haven, Bay	1,236
Port Richey, Pasco	1,231
Ponte Vedra Beach, St. Johns	1,229
Titusville, Brevard	1,212
Fernandina Beach, Nassau	1,203
Belle Glade, Palm Beach	1,193
Lake Wales, Polk	1,186
Aventura, Dade	1,181
Tarpon Springs, Pinellas	1,140
Starke, Bradford	1,138
Santa Rosa Beach, Walton	1,121
Merritt Island, Brevard	1,112
Biscayne Park, Dade	1,102
New Smyrna Beach, Volusia	1,095
Winter Springs, Seminole	1,085
Fleming Island, Clay	1,078
Avon Park, Highlands	1,073
Labelle, Hendry	1,068
Loxahatchee, Palm Beach	1,064
Cooper City, Broward	1,053
Wauchula, Hardee	1,051
Sarasota, Manatee	1,042
Esterro, Lee	1,041
Destin, Okaloosa	1,038
Indiantown, Martin	1,024

COVID-19: characteristics of 1,022,354 Florida resident cases

Data through Dec 3, 2020 verified as of Dec 4, 2020 at 09:25 AM

Data in this report are provisional and subject to change.

The table below includes the cities and counties of residence for cases in Florida residents based on the patient's ZIP Code.

Note that city is not always received as part of the initial notification and may be missing while the case is being investigated.

City and county	Cases
Key Biscayne, Dade	1,003
Dunedin, Pinellas	986
Parkland, Broward	969
Graceville, Jackson	963
Century, Escambia	963
Palm City, Martin	955
Tavares, Lake	955
Parrish, Manatee	951
Rockledge, Brevard	943
Mulberry, Polk	942
Seffner, Hillsborough	931
Holiday, Pasco	926
Eustis, Lake	924
Bonifay, Holmes	918
Lake Butler, Union	914
Florida City, Dade	910
Riviera Beach, Palm Beach	906
Madison, Madison	905
El Portal, Dade	895
Macclenny, Baker	886
Maitland, Orange	876
Everglades National Park, Dade	867
Mount Dora, Lake	861
Odessa, Hillsborough	852
Orange City, Volusia	829
Crystal River, Citrus	823
Lake Placid, Highlands	786
Dania, Broward	783
Sanderson, Baker	779
Dover, Hillsborough	762
Groveland, Lake	755
Coleman, Sumter	725
Lithia, Hillsborough	724
Monticello, Jefferson	724
Gibsonton, Hillsborough	710
Olympia Heights, Dade	709
Yulee, Nassau	707
Uleta, Dade	705
Atlantic Beach, Duval	704
Jasper, Hamilton	701
Homosassa, Citrus	687
Ponte Vedra, St. Johns	682
Hobe Sound, Martin	678
Coral, Dade	674
Pinecrest, Dade	673
Lantana, Palm Beach	662
Palm Springs, Palm Beach	650
Pace, Santa Rosa	648
Moore Haven, Glades	644
Summerfield, Marion	641
Sebastian, Indian River	639
Oldsmar, Pinellas	632
Havana, Gadsden	620
Alachua, Alachua	612
Blountstown, Calhoun	610
North Palm Beach, Palm Beach	606
Wewahitchka, Gulf	605
Callahan, Nassau	605
South Miami, Dade	603

COVID-19: characteristics of 1,022,354 Florida resident cases

Data through Dec 3, 2020 verified as of Dec 4, 2020 at 09:25 AM

Data in this report are provisional and subject to change.

The table below includes the cities and counties of residence for cases in Florida residents based on the patient's ZIP Code.

Note that city is not always received as part of the initial notification and may be missing while the case is being investigated.

City and county	Cases
Debary, Volusia	596
Lecanto, Citrus	592
Sun City Center, Hillsborough	588
Chattahoochee, Gadsden	582
Cross City, Dixie	575
South Bay, Palm Beach	571
Apollo Beach, Hillsborough	570
Trenton, Gilchrist	567
Frostproof, Polk	559
Fisher Island, Dade	554
Edgewater, Volusia	548
Newberry, Alachua	547
Wildwood, Sumter	547
Dunnellon, Marion	540
Pahokee, Palm Beach	535
Ellenton, Manatee	531
Bellevue, Marion	529
Lady Lake, Lake	529
Jensen Beach, Martin	524
Bristol, Liberty	514
Williston, Levy	513
Fellsmere, Indian River	510
Wilton Manors, Broward	506
Lauderhill, Broward	502
Palmetto Bay, Dade	491
Safety Harbor, Pinellas	491
Satellite Beach, Brevard	490
Lauderdale Lakes, Broward	489
Beverly Hills, Citrus	489
Crescent City, Putnam	487
Freeport, Walton	477
Polk City, Polk	477
Bowling Green, Hardee	475
Mary Esther, Okaloosa	464
Port Saint Joe, Gulf	463
Nokomis, Sarasota	459
Hilliard, Nassau	456
Key Largo, Monroe	453
Bushnell, Sumter	451
Carrabelle, Franklin	442
Dunnellon, Citrus	430
Fort Meade, Polk	429
Marco Island, Collier	426
Shalimar, Okaloosa	425
Keystone Heights, Clay	422
Sweetwater, Dade	420
Hernando, Citrus	416
Glen Saint Mary, Baker	413
Chiefland, Levy	387
Sneads, Jackson	376
Florida State University, Leon	373
Old Town, Dixie	370
Englewood, Charlotte	369
Southwest Ranches, Broward	365
Centerville, Leon	364
Indialantic, Brevard	362
Cocoa Beach, Brevard	347
Lake Alfred, Polk	345
Jacksonville, St. Johns	343

COVID-19: characteristics of 1,022,354 Florida resident cases

Data through Dec 3, 2020 verified as of Dec 4, 2020 at 09:25 AM

Data in this report are provisional and subject to change.

The table below includes the cities and counties of residence for cases in Florida residents based on the patient's ZIP Code.

Note that city is not always received as part of the initial notification and may be missing while the case is being investigated.

City and county	Cases
Marathon, Monroe	342
Miramar Beach, Walton	340
Spring Hill, Pasco	331
Bronson, Levy	330
Neptune Beach, Duval	328
Thonotosassa, Hillsborough	328
Medley, Dade	325
Englewood, Sarasota	314
Raiford, Union	308
Belle Isle, Orange	308
Cottondale, Jackson	303
High Springs, Alachua	298
Fort Myers Beach, Lee	298
Sorrento, Lake	297
Minneola, Lake	297
Fort White, Columbia	290
Malone, Jackson	283
West Melbourne, Brevard	283
Clearwater Beach, Pinellas	281
Mascotte, Lake	272
Lehigh, Lee	271
Baker, Okaloosa	270
Palm Beach, Palm Beach	270
Trinity, Pasco	270
Oakland, Orange	263
Fruitland Park, Lake	260
Midway, Gadsden	256
Umatilla, Lake	247
Gulfport, Pinellas	247
Bunnell, Flagler	244
Zolfo Springs, Hardee	242
Myakka City, Manatee	242
Citra, Marion	236
Pierson, Volusia	233
Haverhill, Palm Beach	233
Hawthorne, Alachua	230
Rotunda West, Charlotte	230
Silver Springs, Marion	229
Interlachen, Putnam	228
South Daytona, Volusia	227
Weeki Wachee, Hernando	225
Bell, Gilchrist	224
Tavernier, Monroe	215
De Leon Springs, Volusia	214
Lake Park, Palm Beach	212
Apalachicola, Franklin	209
Youngstown, Bay	209
Molino, Escambia	207
Flagler Beach, Flagler	207
Jay, Santa Rosa	205
Cape Canaveral, Brevard	204
Lawtey, Bradford	197
Greenville, Madison	195
Altha, Calhoun	194
Jennings, Hamilton	193
Mims, Brevard	193
Melbourne Beach, Brevard	192
Holly Hill, Volusia	190
Branford, Suwannee	189

COVID-19: characteristics of 1,022,354 Florida resident cases

Data through Dec 3, 2020 verified as of Dec 4, 2020 at 09:25 AM

Data in this report are provisional and subject to change.

The table below includes the cities and counties of residence for cases in Florida residents based on the patient's ZIP Code.

Note that city is not always received as part of the initial notification and may be missing while the case is being investigated.

City and county	Cases
Bay Harbor Islands, Dade	186
Ocklawaha, Marion	186
Osprey, Sarasota	186
Archer, Alachua	185
Tequesta, Palm Beach	185
Grand Ridge, Jackson	183
Oxford, Sumter	183
Alva, Lee	181
Ave Maria, Collier	180
Indian Harbour Beach, Brevard	177
Celebration, Osceola	177
Edgewood, Orange	172
Greenwood, Jackson	170
Dundee, Polk	169
Surfside, Dade	168
East Palatka, Putnam	168
Kenneth City, Pinellas	167
Floral City, Citrus	162
Eastpoint, Franklin	160
Montverde, Lake	156
Vernon, Washington	155
Bal Harbour, Dade	152
O Brien, Suwannee	150
Hastings, St. Johns	149
Eagle Lake, Polk	148
Gretna, Gadsden	148
Westville, Holmes	147
South Pasadena, Pinellas	145
Satsuma, Putnam	144
Melrose, Putnam	144
Webster, Sumter	142
Gotha, Orange	142
Chuluota, Seminole	141
West Miami, Dade	137
Clair-Mel City, Hillsborough	137
Indian Rocks Beach, Pinellas	137
San Antonio, Pasco	136
Elkton, St. Johns	135
Lee, Madison	132
University Of Miami, Dade	132
Azalea Park, Orange	131
Valparaiso, Okaloosa	127
Grand Island, Lake	126
Malabar, Brevard	125
Reddick, Marion	125
Southport, Bay	124
Laurel Hill, Okaloosa	122
Ponce De Leon, Holmes	122
Hiawassee, Orange	121
Eglin Air Force Base, Okaloosa	120
Wellborn, Suwannee	118
Lake Panasoffkee, Sumter	118
Lakewood Ranch, Manatee	116
Inlet Beach, Walton	115
Alford, Jackson	113
White Springs, Hamilton	113
Geneva, Seminole	113
Bryceville, Nassau	111
Summerland Key, Monroe	109

COVID-19: characteristics of 1,022,354 Florida resident cases

Data through Dec 3, 2020 verified as of Dec 4, 2020 at 09:25 AM

Data in this report are provisional and subject to change.

The table below includes the cities and counties of residence for cases in Florida residents based on the patient's ZIP Code.

Note that city is not always received as part of the initial notification and may be missing while the case is being investigated.

City and county	Cases
Mcdavid, Escambia	109
Zellwood, Orange	107
Fort Mccoy, Marion	106
Missing, Brevard	105
Matlacha, Lee	102
Lockhart, Orange	100
Sebastian, Brevard	99
Morriston, Levy	98
South Fort Myers, Lee	97
University Of Central Florida, Orange	97
Weirsdale, Marion	96
Juno Beach, Palm Beach	96
Hosford, Liberty	95
Anthony, Marion	94
Fountain, Bay	93
Mcalpin, Suwannee	93
Missing, Lee	93
Alafaya, Orange	92
Pomona Park, Putnam	92
Belleair, Pinellas	91
Sanibel, Lee	91
Micanopy, Alachua	90
Babson Park, Polk	90
Hallandale Beach, Broward	88
Howey-In-The-Hills, Lake	87
Bay Lake, Orange	86
University Of FI, Alachua	86
Greenacres, Palm Beach	86
Longboat Key, Manatee	86
Holmes Beach, Manatee	84
Astatula, Lake	84
Islamorada, Monroe	82
Odessa, Pasco	82
Cloud Lake, Palm Beach	81
Poinciana, Polk	80
Lauderdale By The Sea, Broward	79
Center Hill, Sumter	79
Carrollwood, Hillsborough	78
Madeira Beach, Pinellas	77
Bokeelia, Lee	77
Fern Park, Seminole	77
Temple Terrace, Hillsborough	77
Holt, Okaloosa	76
Mangonia Park, Palm Beach	76
Steinhatchee, Taylor	76
Sopchoppy, Wakulla	75
Kindred, Osceola	74
Caryville, Washington	73
Lake Helen, Volusia	72
F M, Lee	72
Big Pine Key, Monroe	72
Sumterville, Sumter	71
Viera, Brevard	71
Seville, Volusia	70
Avon Park, Polk	70
Missing, Marion	69
Eatonville, Orange	68
Oak Hill, Volusia	68
Atlantis, Palm Beach	67

COVID-19: characteristics of 1,022,354 Florida resident cases

Data through Dec 3, 2020 verified as of Dec 4, 2020 at 09:25 AM

Data in this report are provisional and subject to change.

The table below includes the cities and counties of residence for cases in Florida residents based on the patient's ZIP Code. Note that city is not always received as part of the initial notification and may be missing while the case is being investigated.

City and county	Cases
Panacea, Wakulla	65
Hypoluxo, Palm Beach	65
Grant-Valkaria, Brevard	65
Citrus Springs, Citrus	64
Osteen, Volusia	64
Clarksville, Calhoun	62
The Villages, Lake	62
Stock Island, Monroe	61
Saint James City, Lee	61
Air Mail Facility, Dade	61
Winter Park, Seminole	60
Lake Hamilton, Polk	59
University Of South Florida, Hillsborough	59
Palma Ceia, Hillsborough	58
The Villages, Marion	58
Bonita Beach, Lee	57
Dinsmore, Duval	57
University Of Central Fl, Orange	57
Cutler Bay, Dade	57
Placida, Charlotte	57
Lutz, Pasco	56
Missing, Duval	56
Missing, Volusia	56
Ochopee, Collier	55
Altoona, Lake	55
Waldo, Alachua	55
Buena Ventura Lakes, Osceola	54
San Mateo, Putnam	54
Lady Lake, Sumter	53
Lamont, Jefferson	52
Missing, Palm Beach	52
Golden Beach, Dade	52
Astor, Lake	52
Inglis, Levy	51
Hollister, Putnam	51
Barefoot Bay, Brevard	51
Christmas, Orange	50
Belleair Beach, Pinellas	50
Missing, Santa Rosa	50
Brooker, Bradford	49
Ponce Inlet, Volusia	48
Canal Point, Palm Beach	48
Greensboro, Gadsden	48
Welaka, Putnam	47
Bradenton Beach, Manatee	47
Crystal Beach, Pinellas	47
Bascom, Jackson	45
Paisley, Lake	45
Kendall, Dade	44
Missing, Collier	43
Callaway, Bay	43
Missing, Pasco	42
Lighthouse Point, Broward	42
Princeton, Dade	42
Florida Gulf Coast Univ, Lee	42
Hurlburt Field, Okaloosa	42
Pinetta, Madison	41
Hampton, Bradford	41
Baldwin, Duval	41

COVID-19: characteristics of 1,022,354 Florida resident cases

Data through Dec 3, 2020 verified as of Dec 4, 2020 at 09:25 AM

Data in this report are provisional and subject to change.

The table below includes the cities and counties of residence for cases in Florida residents based on the patient's ZIP Code.

Note that city is not always received as part of the initial notification and may be missing while the case is being investigated.

City and county	Cases
Ocean Ridge, Palm Beach	39
Felda, Hendry	39
Patrick Air Force Base, Brevard	39
Manalapan, Palm Beach	38
Sewalls Point, Martin	38
Missing, Broward	38
Sunny Isles Beach, Dade	38
Destin, Walton	37
Harmony, Osceola	37
Campbellton, Jackson	37
Palm Beach Shores, Palm Beach	37
Tierra Verde, Pinellas	36
Florahome, Putnam	36
University Of Tampa, Hillsborough	36
Yalaha, Lake	36
Fruit Cove, St. Johns	35
Boca Grande, Lee	35
Flemington, Marion	34
Fort Denaud, Hendry	34
Lorida, Highlands	34
West Park, Broward	34
Cinco Bayou, Okaloosa	33
Ebro, Washington	33
Village Of Wellington, Palm Beach	32
Cedar Key, Levy	31
Saint Pete Beach, Pinellas	30
Tyndall Air Force Base, Bay	29
Singer Island, Palm Beach	29
North Redington Beach, Pinellas	29
Saint Leo, Pasco	29
Rocky Point, Hillsborough	29
Missing, Orange	28
Naranja, Dade	28
Lake Suzy, Desoto	28
Highland Beach, Palm Beach	28
North Venice, Sarasota	28
Bellview, Escambia	28
Anna Maria, Manatee	28
Kathleen, Polk	27
Reunion, Osceola	27
Georgetown, Putnam	27
Terra Ceia, Manatee	26
Florida State, Leon	26
Miami Springs, Dade	25
Waverly, Polk	25
Missing, St. Johns	25
Jupiter, Martin	25
Univ Of FI Student Dorms, Alachua	25
Barry University, Dade	25
Eaton Park, Polk	24
Enterprise, Volusia	24
Hialeah Gardens, Dade	24
South Miami Heights, Dade	24
Bay Pines, Pinellas	23
Labelle, Glades	23
Dania Beach, Broward	23
Salt Springs, Marion	23
South Palm Beach, Palm Beach	23
Ona, Hardee	22

COVID-19: characteristics of 1,022,354 Florida resident cases

Data through Dec 3, 2020 verified as of Dec 4, 2020 at 09:25 AM

Data in this report are provisional and subject to change.

The table below includes the cities and counties of residence for cases in Florida residents based on the patient's ZIP Code.

Note that city is not always received as part of the initial notification and may be missing while the case is being investigated.

City and county	Cases
Walnut Hill, Escambia	22
Florida Dept Of Corrections, Union	22
Miami Shores, Dade	22
Miami, Unknown	22
Intercession City, Osceola	22
Kinard, Calhoun	21
North Bay Village, Dade	21
Palm Shores, Brevard	21
Florida A And M University, Leon	21
Tangerine, Orange	21
Missing, Hillsborough	21
Gulf Breeze, Escambia	21
Kenansville, Osceola	21
Heathrow, Seminole	20
Fort Lauderdale, Dade	20
Tioga, Alachua	20
Lulu, Columbia	20
Nocatee, Desoto	20
Treasure Island, Pinellas	20
Aloma, Orange	20
Pensacola Beach, Santa Rosa	20
Okahumpka, Lake	20
Town N Country, Hillsborough	19
Bagdad, Santa Rosa	19
Santa Fe, Alachua	19
Miromar Lakes, Lee	18
Missing, Manatee	18
Highland City, Polk	18
Babcock Ranch, Lee	18
Pasadena, Pinellas	18
Stetson University, Volusia	18
Micco, Brevard	18
Ponte Vedra, Duval	18
Tice, Lee	18
Bonita Springs, Collier	18
Cudjoe Key, Monroe	18
Penney Farms, Clay	18
Sydney, Hillsborough	17
Florida International Univ, Dade	17
La Crosse, Alachua	17
Key Colony Beach, Monroe	17
Balm, Hillsborough	17
Goulds, Dade	17
Northdale, Hillsborough	16
Sun City, Hillsborough	16
Lacoochee, Pasco	16
West Panama City Beach, Bay	16
Missing, Pinellas	16
Hallandle Beach, Broward	15
Hawthorne, Putnam	15
Bayonet Point, Pasco	15
Homosassa Springs, Citrus	15
Missing, Sumter	14
Indian Lake Estates, Polk	14
Goodland, Collier	14
Perdido Key, Escambia	14
Apopka, Seminole	14
Palmdale, Glades	14
Paxton, Walton	14

COVID-19: characteristics of 1,022,354 Florida resident cases

Data through Dec 3, 2020 verified as of Dec 4, 2020 at 09:25 AM

Data in this report are provisional and subject to change.

The table below includes the cities and counties of residence for cases in Florida residents based on the patient's ZIP Code.

Note that city is not always received as part of the initial notification and may be missing while the case is being investigated.

City and county	Cases
Chokoloskee, Collier	14
Mexico Beach, Bay	14
Horseshoe Beach, Dixie	14
Bonifay, Washington	13
Yankeetown, Levy	13
Dowling Park, Suwannee	13
New Smyrna, Volusia	13
Missing, Escambia	13
Village Of Palmetto Bay, Dade	13
Orange Lake, Marion	13
Branford, Lafayette	13
Saint Marks, Wakulla	12
Venus, Highlands	12
Mcintosh, Marion	12
Bostwick, Putnam	12
Champions Gate, Polk	12
Wewahitchka, Calhoun	12
Missing, Polk	12
Siesta Key, Sarasota	12
Candler, Marion	12
Bradley, Polk	12
Cortez, Manatee	11
Pembroke Park, Broward	11
Missing, Hernando	11
Little Torch Key, Monroe	11
Homeland, Polk	11
Long Key, Monroe	11
Missing, St. Lucie	11
Maitland, Seminole	11
Caryville, Holmes	11
City Of Westlake, Palm Beach	11
Green Acres, Palm Beach	11
Plymouth, Orange	11
Unknown, Dade	11
Mount Dora, Orange	11
Sugarloaf Key, Monroe	11
Missing, Martin	11
Miami, Broward	11
Poinciana, Osceola	11
White Springs, Columbia	11
Rosemary Beach, Walton	10
Hernando Beach, Hernando	10
Eloise, Polk	10
Earleton, Alachua	10
City Of Sunrise, Broward	10
Passport, Unknown	10
Loughman, Polk	10
Lake City, Suwannee	10
Crystal Springs, Pasco	10
Duette, Manatee	10
Sparr, Marion	10
Hollywood, Dade	10
Jacksonville, Unknown	10
Graceville, Holmes	10
Buckingham, Lee	9
Mango, Hillsborough	9
Missing, Okaloosa	9
Ridge Manor, Pasco	9
University Park, Manatee	9

COVID-19: characteristics of 1,022,354 Florida resident cases

Data through Dec 3, 2020 verified as of Dec 4, 2020 at 09:25 AM

Data in this report are provisional and subject to change.

The table below includes the cities and counties of residence for cases in Florida residents based on the patient's ZIP Code. Note that city is not always received as part of the initial notification and may be missing while the case is being investigated.

City and county	Cases
Bayshore Gardens, Manatee	9
Long Boat Key, Manatee	9
Fort Ogden, Desoto	9
Palma Sola, Manatee	9
Village Wellington, Palm Beach	9
Greenville, Taylor	9
Gulf Stream, Palm Beach	9
Missing, Seminole	9
Florida International University, Dade	9
Missing, Citrus	9
Gonzalez, Escambia	9
Tallevast, Manatee	9
Steinhatchee, Dixie	9
Gulf Hammock, Levy	9
Lamont, Madison	9
Missing, Nassau	9
Saint Johns, Duval	9
Wabasso, Indian River	9
Florida State Univ Admin, Leon	8
Bonaventure, Broward	8
Rubonia, Manatee	8
Durant, Hillsborough	8
Laurel Hill, Walton	8
Perrine, Dade	8
Wahneta, Polk	8
Webster, Hernando	8
Indian River Shores, Indian River	8
Graham, Bradford	8
Westchase, Hillsborough	8
Union Park, Orange	8
Saint George Island, Franklin	8
Murdock, Charlotte	8
Telogia, Liberty	8
Woodville, Leon	8
Wausau, Washington	8
Westlake, Palm Beach	8
Cottdonale, Washington	8
Hialeah, Unknown	8
Trenton, Levy	8
Laud-By-The-Sea, Broward	8
Lowell, Marion	8
Archer, Levy	8
Jensen Beach, St. Lucie	8
Kissimmee, Orange	8
Missing, Indian River	8
Pine Hills, Orange	8
Parker, Bay	8
Florence Villa, Polk	7
Lake Como, Putnam	7
Saint Lucie West, St. Lucie	7
Lealman, Pinellas	7
Trilby, Pasco	7
Missing, Clay	7
Forest City, Orange	7
Alturas, Polk	7
Evinston, Alachua	7
Holder, Citrus	7
Nichols, Polk	7
West Delray Beach, Palm Beach	7

COVID-19: characteristics of 1,022,354 Florida resident cases

Data through Dec 3, 2020 verified as of Dec 4, 2020 at 09:25 AM

Data in this report are provisional and subject to change.

The table below includes the cities and counties of residence for cases in Florida residents based on the patient's ZIP Code.

Note that city is not always received as part of the initial notification and may be missing while the case is being investigated.

City and county	Cases
Shady Hills, Pasco	7
Indian Creek Village, Dade	6
Missing, Lake	6
Morriston, Marion	6
Orchid, Indian River	6
Pine Castle, Orange	6
Port Saint John, Brevard	6
Leisure City, Dade	6
Mayport Naval Station, Duval	6
Lake Butler, Bradford	6
Fanning Springs, Gilchrist	6
Hillsboro Beach, Broward	6
Suwannee, Dixie	6
Ponce De Leon, Walton	6
Palm City, St. Lucie	6
Lake Monroe, Seminole	6
Ferndale, Lake	6
Belleair Bluffs, Pinellas	6
Brooksville, Pasco	6
Pass, Unknown	5
Quail Heights, Dade	5
Ramrod Key, Monroe	5
Stuart, St. Lucie	5
Beverly Beach, Flagler	5
Pine Ridge, Citrus	5
Switzerland, St. Johns	5
Redington Shores, Pinellas	5
Jerome, Collier	5
East Lake, Marion	5
Everglades City, Collier	5
Ebro, Bay	5
Fort Charlotte, Charlotte	5
Davenport, Osceola	5
Missing, Columbia	5
Virginia Gardens, Dade	5
Braden River, Manatee	5
Missing, Unknown	5
Mount Plymouth, Lake	5
Mexico Beach, Gulf	5
Dade City, Hernando	5
Citrus Hills, Citrus	5
Roseland, Indian River	5
Ozona, Pinellas	5
Nalcrest, Polk	5
Maxville, Duval	5
Hutchinson Island, St. Lucie	5
Lakewood Ranch, Sarasota	5
Duck Key, Monroe	5
PsI, Unknown	5
Fort Lauderdale, Palm Beach	4
Lakeshore, Polk	4
Naples, Lee	4
Miami Gardens, Unknown	4
Okeechobee, Osceola	4
High Springs, Gilchrist	4
Ft Pierce, St. Lucie	4
Clarcona, Orange	4
Pensacola, Unknown	4
Ybor City, Hillsborough	4

COVID-19: characteristics of 1,022,354 Florida resident cases

Data through Dec 3, 2020 verified as of Dec 4, 2020 at 09:25 AM

Data in this report are provisional and subject to change.

The table below includes the cities and counties of residence for cases in Florida residents based on the patient's ZIP Code.

Note that city is not always received as part of the initial notification and may be missing while the case is being investigated.

City and county	Cases
Saint Augustine, Duval	4
Missing, Alachua	4
Briny Breezes, Palm Beach	4
Williston, Marion	4
International Service Center, Dade	4
Orange Springs, Marion	4
Fernandina, Nassau	4
Wakulla Springs, Wakulla	4
Seacrest, Walton	4
Orlando, Brevard	4
Grove City, Charlotte	4
Barberville, Volusia	4
Redington Beach, Pinellas	4
Winter Garden, Lake	4
Westchester, Dade	4
Tampa, Pinellas	4
Watersound, Walton	4
Shady Grove, Taylor	4
White City, Gulf	4
Mayport, Duval	4
Valkaria, Brevard	4
Loxahatchee Groves, Palm Beach	4
Live Oak, Madison	4
Niceville, Walton	4
Indian Shores, Pinellas	3
Lynbrook, Broward	3
Captiva, Lee	3
Choctaw Beach, Okaloosa	3
Deerfield Beach, Palm Beach	3
Blountstown, Liberty	3
Hallandale Beach, Unknown	3
West Bradenton, Manatee	3
Village Of Golf, Palm Beach	3
River Ranch, Polk	3
Saint Augustine Beach, St. Johns	3
Putnam Hall, Putnam	3
Johns Pass Village, Pinellas	3
Inlet Beach, Bay	3
Jacksonville, Clay	3
Clermont, Orange	3
Worthington Springs, Union	3
Sunny Hills, Washington	3
Port Salerno, Martin	3
Eglin, Okaloosa	3
Daytona Beach Shores, Volusia	3
Deer Island, Lake	3
Innovation, Pasco	3
Margate, Unknown	3
Melrose, Bradford	3
Pp, Unknown	3
Brewton, Escambia	3
Labelle, Lee	3
Wildlight, Nassau	3
Salem, Taylor	3
San Fernando, Unknown	3
Pompano Beach, Palm Beach	3
Vernon, Bay	3
Fpo, Duval	3
Fernandina Beach, Duval	3

COVID-19: characteristics of 1,022,354 Florida resident cases

Data through Dec 3, 2020 verified as of Dec 4, 2020 at 09:25 AM

Data in this report are provisional and subject to change.

The table below includes the cities and counties of residence for cases in Florida residents based on the patient's ZIP Code. Note that city is not always received as part of the initial notification and may be missing while the case is being investigated.

City and county	Cases
Elfers, Pasco	3
Cypress Gardens, Polk	3
Oneco, Manatee	3
Missing, Putnam	3
Monticello, Madison	3
Indian Rock Beach, Pinellas	3
Hollywood, Unknown	3
Mayport Naval Housing, Duval	3
Vero Beach, St. Lucie	3
Basinger, Okeechobee	3
Bella Collina, Lake	3
El Jobean, Charlotte	3
Julington Creek, St. Johns	3
Mims, Volusia	3
Nobleton, Hernando	3
Seacrest, Bay	3
Point Washington, Walton	3
Orange Park, Duval	3
Orlando, Osceola	3
Westville, Walton	3
Sugarloaf, Monroe	3
Pensacola Beach, Escambia	3
Miccosukee, Leon	3
Lamont, Taylor	3
Cypress, Jackson	3
North Fort Myers, Charlotte	3
Longboat Key, Sarasota	3
Jacksonville Naval Air Station, Duval	3
Chicago, Lee	3
Clewiston, Palm Beach	3
Branford, Gilchrist	3
San Carlos Park, Lee	3
Sorrento, Orange	3
Wauchula, Desoto	2
Vero Beach, Unknown	2
Yeehaw, Okeechobee	2
Sebring, Desoto	2
Tampa, Hernando	2
Boynton Beach, Broward	2
Cape Haze, Charlotte	2
Bristol, Calhoun	2
Bayou George, Bay	2
000000, Unknown	2
Babcock Ranch, Charlotte	2
Conch Key, Monroe	2
Jacksonville Naval Hospital, Duval	2
Kingsley Lake, Bradford	2
Kissimmee, Unknown	2
Longview, Dade	2
Jacksonville, Nassau	2
Okeechobee, Lake	2
Newberry, Gilchrist	2
Mesa, Unknown	2
Ormond Beach, Flagler	2
Miramar, Dade	2
Pompano Beach, Unknown	2
Cross City, Taylor	2
Brandon, Unknown	2
Carl Fisher, Dade	2

COVID-19: characteristics of 1,022,354 Florida resident cases

Data through Dec 3, 2020 verified as of Dec 4, 2020 at 09:25 AM

Data in this report are provisional and subject to change.

The table below includes the cities and counties of residence for cases in Florida residents based on the patient's ZIP Code. Note that city is not always received as part of the initial notification and may be missing while the case is being investigated.

City and county	Cases
Forest City, Seminole	2
Fort Lauderdale, Alachua	2
Glenwood, Volusia	2
Land O Lakes, Hillsborough	2
Keystone Heights, Bradford	2
Lloyd, Jefferson	2
Los Angeles, Dade	2
Milligan, Okaloosa	2
Wacissa, Jefferson	2
Saint Marys, Nassau	2
North Port, Charlotte	2
New Port Richey, Hillsborough	2
Miramar, Unknown	2
Missing, Bay	2
Long Beach, Orange	2
Miami, Martin	2
Jonesville, Alachua	2
Lauderhill, Unknown	2
Jupiter Island, Martin	2
Labelle, Collier	2
Venice, Dade	2
Sand Lake, Orange	2
Marysville, Dade	2
N/A, Unknown	2
Oakland Park, Unknown	2
Bowling Green, Polk	2
Green Cove Springs, Duval	2
Tampa, Broward	2
Samoset, Manatee	2
Sunrise, Unknown	2
Seguin, Unknown	2
Woodside, Broward	2
Scottsmoor, Brevard	2
Sea Ranch Lakes, Broward	2
Lake Harbor, Palm Beach	2
Fort Walton Beach, Walton	2
Gainesville, Orange	2
Glen Ridge, Palm Beach	2
Goldenrod, Seminole	2
Cassadaga, Volusia	2
Dunnellon, Levy	2
Portland, Unknown	2
Pp, Dade	2
Lanark Village, Franklin	2
Melbourne, Orange	2
Missing, Walton	2
Moore Haven, Hendry	2
Ocean Breeze, Martin	2
Pass, Dade	2
Jacksonville, Dade	2
Madison, Unknown	2
Florida Power & Light Co, Dade	2
Gibsonia, Polk	2
Alligator Point, Wakulla	2
Citrus Ridge, Indian River	2
Saint Johns, Orange	2
West Palm Beach, Dade	2
Tarpon Springs, Pasco	2
Winter Garden, Seminole	2

COVID-19: characteristics of 1,022,354 Florida resident cases

Data through Dec 3, 2020 verified as of Dec 4, 2020 at 09:25 AM

Data in this report are provisional and subject to change.

The table below includes the cities and counties of residence for cases in Florida residents based on the patient's ZIP Code.

Note that city is not always received as part of the initial notification and may be missing while the case is being investigated.

City and county	Cases
Clermont, Polk	2
Grandin, Putnam	2
Golden Oak, Orange	2
Fort Pierce, Martin	2
Aripeka, Pasco	2
Bonifay, Jackson	2
Ludlam, Dade	2
Laurel, Sarasota	2
Lecanto, Marion	2
Oklawaha, Marion	2
Olustee, Baker	2
Orlando, Unknown	2
Punta Gorda, Lee	2
Port Saint Lucie, Martin	2
Port Charlotte, Unknown	2
Saint Augusaintine Beach, St. Johns	2
Upper Key Largo, Monroe	2
Seven Springs, Pasco	2
Immokalee, Lee	2
Fort Lauderdale, Unknown	2
Cross Creek, Alachua	2
Crawfordville, Leon	2
Fairfield, Marion	2
Alligator Point, Franklin	2
Lutz, Pinellas	2
Miami Gardens, Broward	2
Lakeland, Hillsborough	2
Lawtey, Union	2
None, Dade	2
Miami, Palm Beach	2
Middlesburg, Duval	1
Marshall, Dade	1
Mount Pleasant, Gadsden	1
North Pole, Seminole	1
North Port, Lee	1
Navarre, Okaloosa	1
Newark, Broward	1
Newburgh, Bay	1
Okeechobee, Glades	1
Oooooo, Unknown	1
Pacifica, Dade	1
Orem, Broward	1
Orlando, Lake	1
Lewisburg, Pasco	1
Littleton, Dade	1
Lake Geneva, Clay	1
Lake City, Hamilton	1
La Grange, Dade	1
Miami, Hillsborough	1
Miami, Orange	1
Los Angeles Ca, Unknown	1
Los Angeles, Okaloosa	1
Louisville, Manatee	1
Anaheim, Unknown	1
Athens, Duval	1
Bogota, Orange	1
Bronx, Palm Beach	1
Deland, St. Lucie	1
Clewiston, Glades	1

COVID-19: characteristics of 1,022,354 Florida resident cases

Data through Dec 3, 2020 verified as of Dec 4, 2020 at 09:25 AM

Data in this report are provisional and subject to change.

The table below includes the cities and counties of residence for cases in Florida residents based on the patient's ZIP Code.

Note that city is not always received as part of the initial notification and may be missing while the case is being investigated.

City and county	Cases
Coconut Creek, Unknown	1
Cartersville, Unknown	1
Cypress, Leon	1
Eau Gallie, Brevard	1
Fort Myers, Unknown	1
Fort Pierce, Unknown	1
Granada Hills, Broward	1
Hailandale, Unknown	1
Homosassa, Hernando	1
Jerusalem, St. Johns	1
Harrison, Pinellas	1
Homeless, Polk	1
Sun City Center, Hardee	1
Tulsa, Orange	1
Tallahassee, Duval	1
Washington, Unknown	1
Wekiva Springs, Seminole	1
West Villages, Sarasota	1
Wichita, Volusia	1
Zolfo Springs, Polk	1
Winter Park, Broward	1
Saint Petersburg, Hillsborough	1
Saint Petersburg, St. Lucie	1
Rye, Duval	1
Saxis, Lee	1
Sebring, Lee	1
Spring Hill , Hernando	1
Starke, Clay	1
Stone Mountain, Palm Beach	1
Port Everglades, Broward	1
Palm Coast, Polk	1
Palm Coast, Volusia	1
Parker, Dade	1
Peoria, Unknown	1
Opalocka, Dade	1
Okeechobee, St. Lucie	1
Palm Springs North, Dade	1
Palm Coast, Duval	1
Pineland, Lee	1
Perry, Leon	1
Provincetown, Collier	1
Melrose, Alachua	1
Miamf, Dade	1
Miami G, Dade	1
Miami, Collier	1
Missing, Leon	1
Milton, Escambia	1
Naples, Orange	1
New Richmond, Volusia	1
Lemoyne, Manatee	1
Lake Placid, Alachua	1
Magnolia Square, Osceola	1
Las Vegas, Orange	1
Marianna, Calhoun	1
Holt, Santa Rosa	1
Haverford, Hillsborough	1
Hispanic, St. Lucie	1
Kingsland, Duval	1
Kissimmee, Brevard	1

COVID-19: characteristics of 1,022,354 Florida resident cases

Data through Dec 3, 2020 verified as of Dec 4, 2020 at 09:25 AM

Data in this report are provisional and subject to change.

The table below includes the cities and counties of residence for cases in Florida residents based on the patient's ZIP Code.

Note that city is not always received as part of the initial notification and may be missing while the case is being investigated.

City and county	Cases
Carol Stream, Orange	1
Charlotte, Pasco	1
Clear Brook, Lee	1
Aollywoss, Dade	1
....., Alachua	1
99, Unknown	1
Boca Raton, Unknown	1
Blowing Rock, Polk	1
Gilmer, Dade	1
Greenville, Jefferson	1
Fanning Springs, Levy	1
Columbus, Brevard	1
Cookeville, Seminole	1
Cumberland, Palm Beach	1
Dade City, Hillsborough	1
Estero, Collier	1
Dallas, Lee	1
Deland, Lake	1
Deland, Polk	1
Doctors Inlet, Clay	1
Weston, Dade	1
Wheaton, Lee	1
Tewksbury, Orange	1
Tampa Palms, Hillsborough	1
Wesley Chapel, Alachua	1
San Antonio, Sarasota	1
San Antonio, Unknown	1
Sanford, Volusia	1
Soldotna, Broward	1
Steinhatchee, Madison	1
South Burlington, Orange	1
Colorado Springs, Unknown	1
Conifer, Lee	1
Bryn Mawr, Palm Beach	1
Camden Wyoming, Duval	1
Chipley, Holmes	1
Chipley, Jackson	1
Chattanooga, Dade	1
Alva, Collier	1
Alys Beach, Bay	1
Amelia City, Nassau	1
Apple Creek, Citrus	1
333, Unknown	1
Hallandate Ben, Unknown	1
Fort Denaud, Glades	1
Fl State Lot, Leon	1
Fort Walton Beac, Alachua	1
Fortlauderdale, Unknown	1
Ft Pierce, Unknown	1
Garland, Orange	1
Destin, Unknown	1
El Paso, Unknown	1
Everett, Dade	1
Lauderdale Hill, Unknown	1
Live Oak, Columbia	1
Lake Worth, Broward	1
Jeffersonville, Broward	1
Hickory, Lee	1
Hialeah, Broward	1

COVID-19: characteristics of 1,022,354 Florida resident cases

Data through Dec 3, 2020 verified as of Dec 4, 2020 at 09:25 AM

Data in this report are provisional and subject to change.

The table below includes the cities and counties of residence for cases in Florida residents based on the patient's ZIP Code.

Note that city is not always received as part of the initial notification and may be missing while the case is being investigated.

City and county	Cases
Homeless, Dade	1
Pompano Beach, Alachua	1
Palm City, Unknown	1
Oviedo, Leon	1
Old Town, Gilchrist	1
Ocala, Unknown	1
Miamii, Dade	1
Miamt, Dade	1
Mid Florida, Seminole	1
Middleburg, Duval	1
N/A, Duval	1
Naples, Alachua	1
Porter Ranch, Dade	1
Raiford, Bradford	1
Port Saint Lucie, Indian River	1
Riverview, Manatee	1
Russellville, Hillsborough	1
Saint Augustine, Okaloosa	1
San Diego, Unknown	1
Vero Beach, Brevard	1
Village Of Palm Springs, Palm Beach	1
Webster, Pasco	1
Steinhatchee, Alachua	1
Tampa, Manatee	1
Sunrise, Dade	1
Westerville, Hillsborough	1
Winston Salem, Unknown	1
Woodland Hills, Brevard	1
Wilbur By The Sea, Volusia	1
Willowbrook, Lee	1
Wellington, Unknown	1
Missing, Highlands	1
Missing, Sarasota	1
Missing, Taylor	1
Myakka, Duval	1
Naples, Broward	1
Naugatuck, Lee	1
New Vernon, Sarasota	1
New York, Broward	1
Miami Beach, Palm Beach	1
Miami Granders, Dade	1
Maitland, Unknown	1
Minneapolis, Broward	1
Minneapolis, Collier	1
Ponce, Orange	1
Port Charlotte Fl, Unknown	1
Saint Petersburg, Dade	1
San Juan, Osceola	1
San Pedro Sula, Dade	1
Richmond Heights, Dade	1
Rochester, Lee	1
Rosemary Beach, Bay	1
Orlando, Palm Beach	1
Opa Locka, Unknown	1
Otter Creek, Levy	1
Pensacola, Santa Rosa	1
Plantation, Unknown	1
Fdsf, Unknown	1
Duke Field Air Force Station, Okaloosa	1

COVID-19: characteristics of 1,022,354 Florida resident cases

Data through Dec 3, 2020 verified as of Dec 4, 2020 at 09:25 AM

Data in this report are provisional and subject to change.

The table below includes the cities and counties of residence for cases in Florida residents based on the patient's ZIP Code.

Note that city is not always received as part of the initial notification and may be missing while the case is being investigated.

City and county	Cases
Deltona , Volusia	1
Clermont, Unknown	1
Bryn Mawr, Collier	1
Aspen, Palm Beach	1
Bartow, Unknown	1
Boca Rotan, Unknown	1
Columbia, Orange	1
Coral Springs, Unknown	1
Cornelius, Leon	1
Crestview, Dade	1
Dade City, Polk	1
Dania, Unknown	1
Darien, Pasco	1
Gastonia, Polk	1
Hilliard, Dade	1
Hollywood, Leon	1
Holt, Unknown	1
Humble, Broward	1
Fwb, Unknown	1
Los Angeles, Polk	1
Lakewood, Unknown	1
Green, Clay	1
Gulf Shores, Escambia	1
Knoxville, Duval	1
South Otsellic, Dade	1
Sumatra, Liberty	1
Tinley Park, Lee	1
Unknown, Orange	1
Telluride, Lee	1
Wimauma, Manatee	1
Wayne, Dade	1
West Simsbury, Collier	1
St Cloud, Orange	1
Surprise, Unknown	1
Syracuse, Unknown	1
San Marcos, Unknown	1
Sarasota, Unknown	1
Pooler, Broward	1
Port Canaveral, Brevard	1
Saint Petersburg, Bay	1
Ridgewood, Lee	1
Pensacola, Dade	1
Plantation Key, Monroe	1
Plantation, Leon	1
Panomo City, Bay	1
Twentynine Palms, Broward	1
Unknown, Manatee	1
Venezuela, Unknown	1
Vernon, Walton	1
Whippany, Volusia	1
Xifamk, Dade	1
Winfield, Hillsborough	1
Winter Garden, Unknown	1
Greensboro, Leon	1
Glen Cove, Unknown	1
Glen Saint Mary, Duval	1
Gainesville, Levy	1
Fleming Island, Duval	1
Fort Lauderdale, Orange	1

COVID-19: characteristics of 1,022,354 Florida resident cases

Data through Dec 3, 2020 verified as of Dec 4, 2020 at 09:25 AM

Data in this report are provisional and subject to change.

The table below includes the cities and counties of residence for cases in Florida residents based on the patient's ZIP Code.

Note that city is not always received as part of the initial notification and may be missing while the case is being investigated.

City and county	Cases
Cape San Blas, Gulf	1
Crescent Beach, Sarasota	1
Crestview, Broward	1
Crestview, Walton	1
Cross Key, Monroe	1
Crystal River, Marion	1
Dade City, Unknown	1
Day, Lafayette	1
Deerfield Beach, Polk	1
Defuniak Springs, Okaloosa	1
Clearwater, Leon	1
Bradenton, Lee	1
Callahan, Duval	1
Bogota, Unknown	1
Atlanta, Walton	1
Attalla, Broward	1
Ocala, Duval	1
North Porte, Unknown	1
Notrealville, Polk	1
Mount Vernon, Volusia	1
Mulberry, Hillsborough	1
Okeechobi, Unknown	1
Orem, Dade	1
Orlando, Polk	1
Oviedo, Lake	1
Monument, Broward	1
Morrisville, Palm Beach	1
North Brunswick, St. Lucie	1
North Lauderdale, Unknown	1
Mokena, Lee	1
Miamksaohes, Dade	1
Key West, Palm Beach	1
Kilgore, Dade	1
Macclenny, Dixie	1
Madison, Jefferson	1
Miami Dade, Unknown	1
Metter, Manatee	1
Missing, Lafayette	1
Jupiter Inlet, Palm Beach	1
Land O Lakes, Unknown	1
Landolakes, Unknown	1
Lima, Volusia	1
Inglis, Citrus	1
Irmo, Unknown	1
Island Grove, Alachua	1
Jacksonville, Baker	1
Sun City Center, Lee	1
Surfside Beach, Orange	1
Tavares, Unknown	1
Temple, Palm Beach	1
Unknown, Duval	1
Winnetka, Dade	1
Winter Springs, Orange	1
Youngstown, Washington	1
West Hollywood, Broward	1
Weston, Unknown	1
Wildwood, Lee	1
West Palm Beach, Unknown	1
Lake In The Hills, Broward	1

COVID-19: characteristics of 1,022,354 Florida resident cases

Data through Dec 3, 2020 verified as of Dec 4, 2020 at 09:25 AM

Data in this report are provisional and subject to change.

The table below includes the cities and counties of residence for cases in Florida residents based on the patient's ZIP Code.

Note that city is not always received as part of the initial notification and may be missing while the case is being investigated.

City and county	Cases
Lake Worth, Unknown	1
Land, Unknown	1
Jupiter, Pinellas	1
Kansas City, Palm Beach	1
Indianapolis, Lee	1
Jena, Taylor	1
Fort Lauderdale, Lee	1
Fort Pierce, Brevard	1
Fort Worth, Broward	1
Franklin, Orange	1
Gainesville, Santa Rosa	1
High Springs, Columbia	1
Gwynn Oak, Polk	1
East Rockland Key, Monroe	1
Crescent City, Marion	1
Crestview, Unknown	1
Coal City, Pasco	1
Celebration, Orange	1
Delray Beach, Broward	1
Boys Ranch, Suwannee	1
Big Torch Key, Monroe	1
Black, Holmes	1
Boca Raton, Lee	1
Bonifay, Unknown	1
Arabi, Orange	1
Austin, Dade	1
Addison, Pasco	1
Alford, Washington	1
Apo, Collier	1
Littleton, St. Johns	1
Los Angeles, Orange	1
Mattoon, Lee	1
Marianna, Washington	1
Mary Esther, Hillsborough	1
Milford, Bay	1
Newaygo, Charlotte	1
Na, Dade	1
Naples, Leon	1
Missing, Flagler	1
Missing, Washington	1
Painted Post, Pasco	1
Palatka, Marion	1
Okeechobee, Highlands	1
Pompano Beach, Dade	1
Pompano Beach, Osceola	1
Pensacola Naval Hospital, Escambia	1
Stiamk, Dade	1
Saint Petersburg, Duval	1
Port Charlotte, Lee	1
Roswell, Bay	1
Ruskin, Manatee	1
Port Saint Lucie, Marion	1
Port St Luice, Unknown	1
Port St. Lucie, St. Lucie	1
Rivera Beach, Unknown	1
Saint Joseph, Volusia	1
Russellville, Bay	1
San Antonio, Orange	1
Seminole, Leon	1

COVID-19: characteristics of 1,022,354 Florida resident cases

Data through Dec 3, 2020 verified as of Dec 4, 2020 at 09:25 AM

Data in this report are provisional and subject to change.

The table below includes the cities and counties of residence for cases in Florida residents based on the patient's ZIP Code.

Note that city is not always received as part of the initial notification and may be missing while the case is being investigated.

City and county	Cases
Shirley, Flagler	1
Waipahu, Santa Rosa	1
Ward, Polk	1
Suitland, Volusia	1
Syracuse, Polk	1
Tallahassee, Dade	1
Tamarac, Dade	1
Tavares, Orange	1
Town Of Nocatee, St. Johns	1
Unkn, Duval	1
Unknown, Volusia	1
Woodbine, Nassau	1
West Yarmouth, St. Lucie	1
Venetian Islands, Dade	1
North Palm Beach, Orange	1
Northport, Sarasota	1
Oakland, Lee	1
Other, Dade	1
Orlando, Dade	1
Orlando, Volusia	1
Orlo Vista, Orange	1
Piasa, Putnam	1
Pass-A-Grille Beach, Pinellas	1
Port Saint Lucie, Palm Beach	1
Prattville, Hillsborough	1
Prestonsburg, Bay	1
Quincy, Jackson	1
Rapid City, Broward	1
Red Bay, Holmes	1
Mckinney, Broward	1
Miamc, Dade	1
Milford, Lee	1
Micanopy, Marion	1
Moore Haven, Okeechobee	1
Morrisville, Unknown	1
Key West, Duval	1
Jefferson, Dade	1
Jonesboro, Leon	1
Jupiter, Dade	1
Jupiter, St. Lucie	1
Kenilworth, Leon	1
Lake Butler, Alachua	1
Lakeland, Unknown	1
Kingsland, Nassau	1
Knoxville, Bay	1
Greensburg, Palm Beach	1
Hoclywsod, Dade	1
Hernando, Marion	1
Hialeah, Collier	1
Indian Rocks Beach, Duval	1
Homeless, Hillsborough	1
Homeless, Monroe	1
Homeless, Pinellas	1
Fort Lauderdale, Leon	1
Fort White, Clay	1
Far Rockaway, Dade	1
Garden City, Alachua	1
Gaylord, Orange	1
Haines Creek, Lake	1

COVID-19: characteristics of 1,022,354 Florida resident cases

Data through Dec 3, 2020 verified as of Dec 4, 2020 at 09:25 AM

Data in this report are provisional and subject to change.

The table below includes the cities and counties of residence for cases in Florida residents based on the patient's ZIP Code. Note that city is not always received as part of the initial notification and may be missing while the case is being investigated.

City and county	Cases
Hallandale, Unknown	1
Carmel, Orange	1
Chicago, Unknown	1
Brooklyn, Lee	1
Caracas, Dade	1
Asheville, Highlands	1
Bartow, Hardee	1
Boca Raton, Broward	1
Alachua, Duval	1
Alpharetta, Broward	1
Dallas, Hernando	1
Coconut Ck, Unknown	1
Copeland, Collier	1
Downingtown, Hillsborough	1
Deer Park, Dade	1
Deerfield Beach, Unknown	1
Deland, Seminole	1
Perth Amboy, Hillsborough	1
Panama City, Unknown	1
Pensacola, Sumter	1
Paducah, Manatee	1
Oldsrav, Manatee	1
Orlando, Broward	1
Orlando, Lee	1
Middletown, Osceola	1
Monroe, Hillsborough	1
North Brunswick, Monroe	1
North Laud, Unknown	1
Longwood, Broward	1
Lucedale, St. Lucie	1
Macclenny, Duval	1
Melrose, Clay	1
Mayaguez, Dade	1
Interlachen, Duval	1
Hialeahgardens, Dade	1
Hosford, Calhoun	1
Columbia, Volusia	1
Cincinnati, Dade	1
Circle Pines, St. Lucie	1
Champions Gate, Osceola	1
Dracut, Orange	1
Davie, Unknown	1
Dayton, Orange	1
Gibsonston, Unknown	1
Greenbrier, Bay	1
Gurabo, Orange	1
Floral, Okaloosa	1
Baker, Santa Rosa	1
Alva, Escambia	1
Arcadia, Highlands	1
Armstrong, St. Johns	1
Belmont, Santa Rosa	1
Blountstown, Broward	1
Bronson, Alachua	1
Brooker, Alachua	1
Bonita, Lee	1
Brandon, Pinellas	1
Trenton, Dixie	1
Unknown, Unknown	1

COVID-19: characteristics of 1,022,354 Florida resident cases

Data through Dec 3, 2020 verified as of Dec 4, 2020 at 09:25 AM

Data in this report are provisional and subject to change.

The table below includes the cities and counties of residence for cases in Florida residents based on the patient's ZIP Code.

Note that city is not always received as part of the initial notification and may be missing while the case is being investigated.

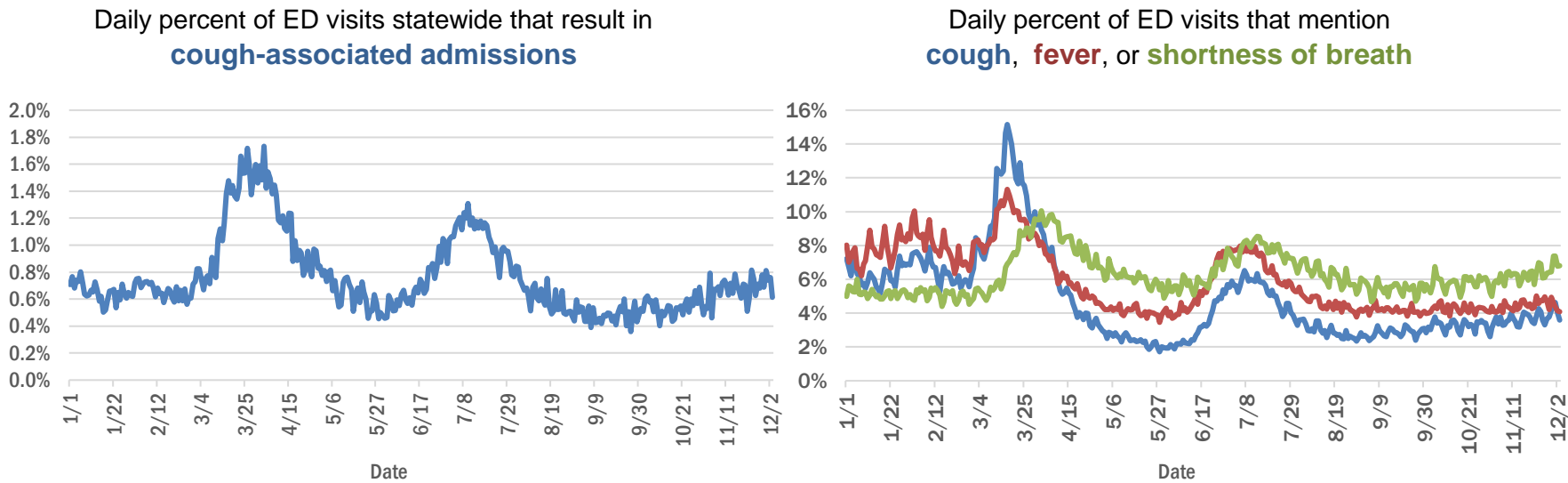
City and county	Cases
Toms River, Lee	1
Tourist, Dade	1
Sharpes, Brevard	1
Summerfield, Unknown	1
Sunrtise, Dade	1
Sanford, Orange	1
Saint Petersburg, Charlotte	1
Saint Lucie Village, St. Lucie	1
Puerto Rico, Unknown	1
Randolph, Orange	1
Powell, Lee	1
Ventura, Orange	1
Unk, Duval	1
Umatilla, Marion	1
Westlake Village, Unknown	1
Watersound, Bay	1
Wtixrat, Dade	1
Total	1,022,354

COVID-19: additional surveillance information

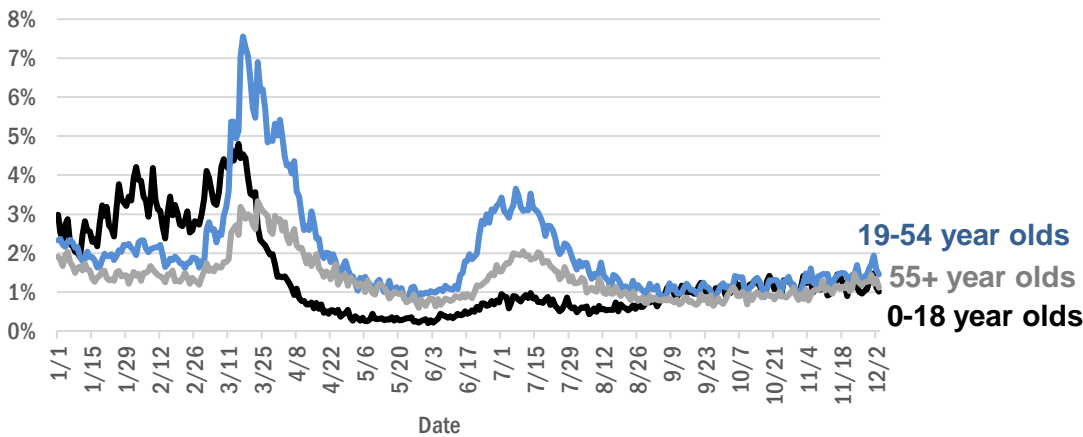
Data through Dec 3, 2020 verified as of Dec 4, 2020 at 09:25 AM

Data in this report are provisional and subject to change.

Statewide emergency department (ED) chief complaint and admission data



Daily percent of ED visits statewide that mention cough by age group



The Electronic Surveillance System for the Early Notification of Community-Based Epidemics (ESSENCE-FL) includes chief complaint data from 211 of 211 Florida EDs. Data are transmitted electronically to ESSENCE-FL daily or hourly.

COVID-19: testing by laboratory

Data through Dec 3, 2020 verified as of Dec 4, 2020 at 09:25 AM

Data in this report are provisional and subject to change.

The numbers in the table below represent the number of Florida and non-Florida residents for whom test results were received by the Department of Health. A person can be tested by more than one laboratory and can have both positive and negative results. **Therefore, the sum of the numbers in each column will be larger than the total number of people tested.**

Reporting lab	Inconclusive	Negative	Positive	Percent positive	Total
LABORATORY CORPORATION OF AMERICA	1,998	1,232,910	152,390	11%	1,387,298
QUEST DIAGNOSTICS	9,237	1,118,360	154,516	12%	1,282,113
BIO REFERENCE LABORATORIES, INC	7,238	720,708	130,630	15%	858,576
CURATIVE LABS	7,595	727,325	84,754	10%	819,674
GENETWORX	661	390,603	32,931	8%	424,195
REALTOX LABS LLC	3,838	339,880	54,427	14%	398,145
HELIX	2,756	243,208	34,150	12%	280,114
EAST FLORIDA STATE COLLEGE - BREVARD		165,565	20,503	11%	186,068
RCA LABORATORY SERVICES, LLC		171,284	11,028	6%	182,312
IMPACT HEALTH BIOMETRIC TESTING, INC	825	142,853	14,037	9%	157,715
ELABNETWORK	1,058	130,808	10,779	8%	142,645
MAKO GENOMICS	5,737	111,744	18,050	13%	135,531
NORTHWEST LABORATORY	246	120,944	6,734	5%	127,924
BPHL-JACKSONVILLE	18	106,578	16,549	13%	123,145
NOMIHEALTH		107,563	11,553	10%	119,116
MAYO CLINIC LABORATORIES	268	107,083	11,207	9%	118,558
ADVENT HEALTH LAB	112	101,260	13,957	12%	115,329
MEDICAL DIAGNOSTIC LABORATORIES	967	97,508	13,952	12%	112,427
ADVENTHEALTH LAB	98	96,942	9,507	9%	106,547
BAYCARE LABORATORIES LLC	448	96,445	8,184	8%	105,077
BIOCOLLECTIONS WORLDWIDE, INC	585	87,617	11,451	11%	99,653
MEMORIAL REGIONAL HOSPITAL SOUTH	22	83,033	16,448	17%	99,503
BPHL-MIAMI	225	83,438	13,501	14%	97,164
KORVALABS, INC	1,281	90,525	4,626	5%	96,432
ASCENSION SACRED HEART HOSPITAL - PENSACOLA	2	83,776	10,553	11%	94,331
ORLANDO HEALTH SYSTEM	579	83,229	7,971	9%	91,779
SUNPATH MEDICAL DIAGNOSTICS LABORATORY	683	65,748	9,392	12%	75,823
TAMPA GENERAL HOSPITAL	4	68,341	5,325	7%	73,670
UF HEALTH MEDICAL LAB	33	67,368	5,414	7%	72,815
DIATHERIX LABORATORIES		61,257	8,373	12%	69,630
BPHL-TAMPA (SPECTRUM BLVD)	45	59,343	9,815	14%	69,203
FULGENT DIAGNOSTICS LABORATORY	1,080	62,992	5,091	7%	69,163
TESTING MATTERS INC	45	58,762	7,378	11%	66,185
AKESOGEN		51,139	8,048	14%	59,187
ASCENSION ST VINCENT'S - RIVERSIDE	1	48,489	5,507	10%	53,997
BAPTIST HEALTH SOUTH FLORIDA	199	46,589	7,180	13%	53,968
JACKSON MEMORIAL HOSPITAL CLINICAL LAB	79	44,780	8,414	16%	53,273
ARUP LABORATORIES	16	49,847	2,885	5%	52,748
AMERICAN HEALTH ASSOCIATES	9	47,099	3,476	7%	50,584
UF HEALTH SHANDS HOSPITAL	291	45,908	2,736	6%	48,935
LAKELAND REGIONAL MEDICAL CENTER	114	43,348	4,677	10%	48,139
REAL DIAGNOSTICS	251	39,634	4,983	11%	44,868
VIRACOR EUROFINS		34,663	9,676	22%	44,339
AIT LABORATORIES		39,672	4,472	10%	44,144
ORANGE COUNTY CONVENTION CENTER		33,330	3,645	10%	36,975
SOUTH MIAMI HOSPITAL LAB	132	32,176	4,001	11%	36,309
TALLAHASSEE MEMORIAL HOSPITAL	145	31,950	3,537	10%	35,632

COVID-19: testing by laboratory

Data through Dec 3, 2020 verified as of Dec 4, 2020 at 09:25 AM

Data in this report are provisional and subject to change.

The numbers in the table below represent the number of Florida and non-Florida residents for whom test results were received by the Department of Health. A person can be tested by more than one laboratory and can have both positive and negative results. **Therefore, the sum of the numbers in each column will be larger than the total number of people tested.**

Reporting lab	Inconclusive	Negative	Positive	Percent positive	Total
MIAMI DADE COUNTY☐		32,093	3,527	10%	35,620
BAPTIST HEALTH - JACKSONVILLE	4	32,904	2,164	6%	35,072
APPLIED INGENUITY DIAGNOSTICS LLC		32,487	1,554	5%	34,041
WALGREENS	30	27,169	4,931	15%	32,130
LEE HEALTH - CAPE CORAL HOSPITAL	3	26,356	4,138	14%	30,497
BROWARD GENERAL MEDICAL CENTER-CLINICAL LAB	2	26,234	2,666	9%	28,902
PWNHEALTH	37	26,843	1,853	6%	28,733
SARASOTA MEMORIAL HOSPITAL MAIN LAB	12	26,357	1,963	7%	28,332
UNIVERSITY OF MIAMI HOSPITAL	32	25,024	2,690	10%	27,746
MILLENNIUM PHYSICIAN GROUP	16	23,548	3,799	14%	27,363
UF HEALTH JACKSONVILLE	39	24,023	2,141	8%	26,203
NICKLAUS CHILDREN'S HOSPITAL	52	22,593	3,238	13%	25,883
FLORIDA HOSPITAL - TAMPA	37	23,514	1,909	7%	25,460
ECCO LAB GROUP CO	365	21,056	3,652	15%	25,073
INGENIOUS PERSONALIZED MEDICINE	118	20,424	3,794	16%	24,336
NORTH FLORIDA REGIONAL MEDICAL CENTER		19,353	1,926	9%	21,279
STATLAB_MOBILE	1	19,239	1,985	9%	21,225
MOUNT SINAI MEDICAL CENTER	7	19,361	1,833	9%	21,201
ST JOSEPHS HOSPITAL LABORATORY	18	18,421	2,371	11%	20,810
ACCESS DX LABORATORY	193	18,385	1,839	9%	20,417
BRANDON REGIONAL HOSPITAL		18,150	2,173	11%	20,323
ADVENT HEALTH - DAYTONA BEACH	32	18,882	1,406	7%	20,320
PALMETTO GENERAL HOSPITAL LAB	3	16,425	3,472	17%	19,900
JUPITER MEDICAL CENTER LAB	49	17,655	1,561	8%	19,265
JFK MEDICAL CENTER LAB	1	16,967	2,117	11%	19,085
NAPLES COMMUNITY HOSPITAL	58	16,943	1,726	9%	18,727
LAB DIAGNOSTICS LLC	375	12,539	5,133	28%	18,047
GENESIS REFERENCE LABORATORIES		16,462	1,374	8%	17,836
PANCARE OF FLORIDA INC		15,686	1,566	9%	17,252
BIOCERNA LABS	461	14,582	2,113	12%	17,156
AVENTUS BIO LABS	16	14,896	1,960	12%	16,872
PATIENTS FIRST LAKE ELLA MEDICAL CENTER PA		14,165	2,516	15%	16,681
INTEGRATED REGIONAL LABORATORIES LLP		14,563	2,100	13%	16,663
DRS CLACK SPENCER WHITE & MCCORMACK PA D/B/A		14,848	1,422	9%	16,270
SAINT MARY'S MEDICAL CENTER	22	13,836	1,637	11%	15,495
MORTON PLANT HOSPITAL-ADLER INSTITUTE	9	13,761	1,236	8%	15,006
INDIAN RIVER MEDICAL CENTER LAB		13,669	842	6%	14,511
EXACT SCIENCES LABORATORIES		12,524	932	7%	13,456
WELLINGTON REGIONAL MED CTR LAB	5	11,898	1,451	11%	13,354
CLEVELAND CLINIC HOSPITAL LAB	4	11,769	1,477	11%	13,250
HEALTH CENTER AT SINAI RESIDENCES		12,950	233	2%	13,183
REAL DIAGNOSITICS	68	11,176	1,641	13%	12,885
LEESBURG REGIONAL MEDICAL CENTER		11,652	1,170	9%	12,822
OSCEOLA REGIONAL MEDICAL CENTER	1	10,926	1,491	12%	12,418

COVID-19: testing by laboratory

Data through Dec 3, 2020 verified as of Dec 4, 2020 at 09:25 AM

Data in this report are provisional and subject to change.

The numbers in the table below represent the number of Florida and non-Florida residents for whom test results were received by the Department of Health. A person can be tested by more than one laboratory and can have both positive and negative results. **Therefore, the sum of the numbers in each column will be larger than the total number of people tested.**

Reporting lab	Inconclusive	Negative	Positive	Percent positive	Total
HOLY CROSS HOSPITAL CLINICAL LAB	1	11,651	669	5%	12,321
HEALTHLINK DIAGNOSTIC LABORATORIES	65	11,409	728	6%	12,202
HOMESTEAD HOSPITAL CLINICAL LABORATORY	24	10,109	2,068	17%	12,201
FLORIDA HOSPITAL WATERMAN LABORATORY	70	10,998	855	7%	11,923
MEMORIAL HOSPITAL JACKSONVILLE	8	9,989	1,807	15%	11,804
ST MARKS HOSPITAL LABORATORY B	78	10,627	1,002	9%	11,707
RUTGERS CLINICAL GENOMICS LABORATORY	43	11,208	398	3%	11,649
MEMORIAL REGIONAL HOSPITAL CLINICAL LABORATORY	10	10,549	721	6%	11,280
PWN HEALTH	17	9,148	1,991	18%	11,156
WATSON CLINIC LLP		9,515	1,581	14%	11,096
LEE HEALTH - LEE MEMORIAL HOSPITAL		8,339	2,644	24%	10,983
WEST KENDALL BAPTIST HOSPITAL	8	8,902	1,967	18%	10,877
DELRAY MEDICAL CENTER LAB	3	9,779	984	9%	10,766
NORTHWEST MEDICAL CENTER	1	9,414	1,287	12%	10,702
PRIVA PATH LABS	43	10,131	493	5%	10,667
STS LAB 2 LLC	6	10,266	270	3%	10,542
ORANGE PARK MEDICAL CENTER	9	8,912	1,606	15%	10,527
LARKIN COMMUNITY HOSPITAL INC DBA CARDIOTROPIC		6,820	3,622	35%	10,442
ADVENTIST HEALTH SYSTEMS SUNBELT INC DBA		10,067	341	3%	10,408
BETHESDA HOSPITAL EAST		9,531	855	8%	10,386
LAWNWOOD REGIONAL MEDICAL CENTER	1	9,095	1,245	12%	10,341
OAK HILL HOSPITAL		9,189	950	9%	10,139
ST ANTHONY'S HOSPITAL LAB	13	9,017	1,010	10%	10,040
BAPTIST HEALTH - SOUTH		9,354	680	7%	10,034
WINTER HAVEN HOSPITAL CLINICAL LABORATORY	3	8,519	1,382	14%	9,904
SRQ DRIVE THROUGH☐		8,944	905	9%	9,849
UHEALTH CORAL GABLES/LENNAR MED CTR	3	9,083	555	6%	9,641
PALM BEACH BALL PARK		8,604	993	10%	9,597
LARKIN COMMUNITY HOSPITAL	10	8,281	1,272	13%	9,563
LARGO MEDICAL CENTER		8,656	905	9%	9,561
GOOD SAMARITAN MEDICAL CENTER LAB	1	8,236	1,216	13%	9,453
COAST DIAGNOSTICS LLC	26	8,725	660	7%	9,411
BAYFRONT HEALTH - ST PETERSBURG	16	7,973	1,292	14%	9,281
AVECINA	17	8,706	555	6%	9,278
CLEVELAND CLINIC TRADITION HOSPITAL		8,680	512	6%	9,192
WESTSIDE REGIONAL MED CTR	2	7,862	1,263	14%	9,127
MEASE COUNTRYSIDE LAB	2	8,198	782	9%	8,982
MERCY HOSPITAL A CAMPUS OF PLANTATION GEN HOSP LAB	1	7,454	1,407	16%	8,862
ST JOSEPHS HOSPITAL	8	7,845	993	11%	8,846
GULF COAST MEDICAL CENTER MICROLAB		6,898	1,888	21%	8,786
AEGIS SCIENCES CORPORATION	39	7,812	815	9%	8,666
PALMS WEST HOSPITAL LAB	2	7,450	1,182	14%	8,634
BOSTON HEART DIAGNOSTICS CORP		7,424	1,141	13%	8,565
MEDICAL CENTER OF TRINITY CLINICAL LABORATORY	1	7,750	779	9%	8,530
WEST FLORIDA HOSPITAL LAB		6,865	1,505	18%	8,370

COVID-19: testing by laboratory

Data through Dec 3, 2020 verified as of Dec 4, 2020 at 09:25 AM

Data in this report are provisional and subject to change.

The numbers in the table below represent the number of Florida and non-Florida residents for whom test results were received by the Department of Health. A person can be tested by more than one laboratory and can have both positive and negative results. **Therefore, the sum of the numbers in each column will be larger than the total number of people tested.**

Reporting lab	Inconclusive	Negative	Positive	Percent positive	Total
CORAL GABLES HOSPITAL CLINICAL LABORATORY		7,033	1,317	16%	8,350
HALIFAX MEDICAL CENTER LAB	33	7,164	1,142	14%	8,339
REGIONAL MEDCIAL CENTER BAYONET POINT	2	7,795	518	6%	8,315
AVECINA MEDICAL OAKLEAF	3	6,977	1,330	16%	8,310
THE VILLAGES REGIONAL HOSPITAL		7,734	562	7%	8,296
WEST BOCA MEDICAL CENTER LAB		7,650	639	8%	8,289
MANATEE MEMORIAL HOSPITAL		7,556	641	8%	8,197
BAPTIST HEALTHCARE - BAPTIST HOSPITAL	5	6,823	1,294	16%	8,122
FLORIDA HOSPITAL HEARTLAND MED CTR CLINICAL LAB	33	7,114	949	12%	8,096
AVENTURA HOSPITAL LAB		6,469	1,445	18%	7,914
Capital Regional Medical Ctr		6,537	1,357	17%	7,894
LEE HEALTH - HEALTH PARK MEDICAL CENTER		6,571	1,286	16%	7,857
ADVENT HEALTH - WESLEY CHAPEL	14	7,212	590	8%	7,816
BLAKE MEDICAL CENTER		6,860	954	12%	7,814
PALM BEACH GARDENS MEDICAL CTR LAB		7,120	664	9%	7,784
VISTA CLINICAL DIAGNOSTICS	88	7,119	509	7%	7,716
NCH NORTH NAPLES HOSPITAL LAB	15	6,733	827	11%	7,575
NIGHT LITE PEDIATRICS	4	5,767	1,683	23%	7,454
ACCESS MEDICAL LABORATORIES		4,364	3,050	41%	7,414
DOCTORS HOSPITAL	4	6,238	1,146	16%	7,388
AVECINA MEDICAL	4	6,047	1,161	16%	7,212
FLORIDA HOSPITAL FLAGLER	29	6,622	444	6%	7,095
INFORM DIAGNOSTICS, INC		6,631	353	5%	6,984
LAKE CITY MEDICAL CENTER		5,574	1,292	19%	6,866
FLORIDA MEDICAL CENTER - A CAMPUS OF NORTH SHORE	2	5,924	815	12%	6,741
PLANTATION GENERAL HOSPITAL		5,655	1,050	16%	6,705
LUMINUS DIAGNOSTICS		6,151	529	8%	6,680
CORAL SPRINGS MED CTR		6,043	594	9%	6,637
INDIAN RIVER PATHOLOGY LLC		6,128	484	7%	6,612
NORTHSIDE HOSPITAL AND HEART INSTITUTE		5,915	615	9%	6,530
NORTH SHORE MEDICAL CENTER		5,401	1,092	17%	6,493
NONA SCIENTIFIC	4	5,169	1,304	20%	6,477
NEMOURS CHILDRENS HOSPITAL		6,240	204	3%	6,444
FLORIDA HOSPITAL DELAND	10	5,604	800	12%	6,414
ALL CHILDREN'S HOSPITAL		6,054	347	5%	6,401
FLORIDA HOSPITAL ZEPHYRHILLS	10	5,871	502	8%	6,383
BROWARD HEALTH NORTH CLINICAL LABORATORY		5,589	707	11%	6,296
CENTRAL FLORIDA REGIONAL HOSPITAL		5,588	561	9%	6,149
VISTA CLINICAL	7	3,370	2,663	44%	6,040
FLORIDA HOSPITAL OF CARROLLWOOD	22	5,349	653	11%	6,024
FLORIDA LABORATORY ANALYSIS		5,437	573	10%	6,010
GENOVA DIAGNOSTICS LABORATORY	14	5,592	365	6%	5,971
MEMORIAL HOSPITAL WEST LABORATORY SERVICES	14	5,365	534	9%	5,913
PATHNOSTICS	15	4,352	1,533	26%	5,900
P4 CLINICAL, LLC	62	5,392	443	8%	5,897
CLEVELAND CLINIC MARTIN SOUTH HOSPITAL	1	5,349	483	8%	5,833
OCALA REGIONAL MEDICAL CENTER		5,158	618	11%	5,776

COVID-19: testing by laboratory

Data through Dec 3, 2020 verified as of Dec 4, 2020 at 09:25 AM

Data in this report are provisional and subject to change.

The numbers in the table below represent the number of Florida and non-Florida residents for whom test results were received by the Department of Health. A person can be tested by more than one laboratory and can have both positive and negative results. **Therefore, the sum of the numbers in each column will be larger than the total number of people tested.**

Reporting lab	Inconclusive	Negative	Positive	Percent positive	Total
Lake City HM		5,388	315	6%	5,703
WEST PALM HOSPITAL LAB		5,249	440	8%	5,689
FULGENT DIAGNOSTICS	97	5,241	328	6%	5,666
BINAXNOW	8	4,475	1,173	21%	5,656
LEE HEALTH - GULF COAST MEDICAL CENTER	2	4,621	972	17%	5,595
UNITED CLINICAL LABORATORY LLC	2	4,559	1,031	18%	5,592
BAPTIST HEALTH - BEACHES		5,187	370	7%	5,557
BAPTIST HEALTH SOUTH FLORIDA - WEST KENDALL URGENT CARE		4,674	750	14%	5,424
MARTIN HOSPITAL SOUTH LAB		4,966	279	5%	5,245
MORTON PLANT-MEASE	1	4,765	376	7%	5,142
KD MEDICAL CHOICE LLC		4,564	512	10%	5,076
ANNE BATES LEACH EYE HOSPITAL/ ABLEH MICROBIOLOGY LABORATORY		4,975	73	1%	5,048
MEMORIAL HOSPITAL MICRO		4,676	324	6%	5,000
LEON MEDICAL CENTERS LLC		4,042	957	19%	4,999
LAKEWOOD RANCH MEDICAL CENTER		4,632	356	7%	4,988
POINCIANA MEDICAL CENTER		3,901	1,081	22%	4,982
LABSTAT LLC	2	4,687	262	5%	4,951
FLORIDA HOSPITAL FISH MEMORIAL	19	4,295	576	12%	4,890
WEST MARION COMMUINITY HOSPITAL LAB		4,293	590	12%	4,883
ST JOSEPHS NORTH HOSPITAL LAB	1	4,338	520	11%	4,859
SUNRISE MEDICAL LABORATORIES	2	4,468	297	6%	4,767
ARCPOINT LABS	2	3,859	898	19%	4,759
TROPICANA FIELD - LOT 2	17	4,297	411	9%	4,725
MEDEXPRESS URGENT CARE	2	2,885	1,717	37%	4,604
IMPERIAL POINT MEDICAL CENTER		4,250	354	8%	4,604
MALABAR MEDICAL WALK IN CLINIC		3,924	621	14%	4,545
CLEVELAND CLINIC MARTIN NORTH HOSPITAL		4,126	402	9%	4,528
AMERICAN FAMILY CARE		2,733	1,789	40%	4,522
ST LUCIE MEDICAL CENTER		3,723	798	18%	4,521
SOUTH BAY HOSPITAL CLINICAL LAB		4,121	395	9%	4,516
CARDIOPATH	1	4,077	371	8%	4,449
UNKNOWN	3	2,721	1,721	39%	4,445
NIGHT LITE PEDIATRIC CENTER LLC		4,150	280	6%	4,430
BAPTIST HEALTH - NASSAU		4,181	186	4%	4,367
AVERO DIAGNOSTICS - IRVING	1	4,084	251	6%	4,336
MOFFITT CANCER CENTER	6	4,230	84	2%	4,320
OVIEDO MEDICAL CENTER		3,840	442	10%	4,282
BAPTIST HEALTH SOUTH FLORIDA - COUNTRY WALK URGENT CARE		3,645	582	14%	4,227
SOUTH FLORIDA BAPTIST HOSPITAL MICRO	2	3,545	552	13%	4,099
HEALTHQUEST ESOTERICS		2,969	1,124	27%	4,093
HIALEAH HOSPITAL	4	3,301	784	19%	4,089
FORT WALTON BEACH MEDICAL CENTER		3,514	519	13%	4,033
CARDIOTROPIC LABS	83	3,141	724	18%	3,948
ST PETERSBURG GENERAL HOSPITAL		3,298	627	16%	3,925
NIGHT LITE PEDIATRICS URGENT CARE	1	3,385	513	13%	3,899
FLORIDA HOSPITAL NORTH PINELLAS	11	3,602	255	7%	3,868
PHYSICIANS REGIONAL MEDICAL CENTER - PINE RIDGE RD	1	3,141	646	17%	3,788

COVID-19: testing by laboratory

Data through Dec 3, 2020 verified as of Dec 4, 2020 at 09:25 AM

Data in this report are provisional and subject to change.

The numbers in the table below represent the number of Florida and non-Florida residents for whom test results were received by the Department of Health. A person can be tested by more than one laboratory and can have both positive and negative results. **Therefore, the sum of the numbers in each column will be larger than the total number of people tested.**

Reporting lab	Inconclusive	Negative	Positive	Percent positive	Total
BAPTIST HEALTH SOUTH FLORIDA - MIAMI LAKES URGENT CARE		3,059	701	19%	3,760
HOLIDAY CVS LLC		3,512	176	5%	3,688
CernerELR_Advent		3,408	245	7%	3,653
CLARITY LAB SOLUTIONS LLC		3,608	4	0%	3,612
UNIVERSITY HOSPITAL AND MEDICAL CENTER		2,769	786	22%	3,555
SYNERGY LABORATORIES	7	3,140	318	9%	3,465
BAPTIST HEALTH SOUTH FLORIDA - DORAL URGENT CARE		2,850	602	17%	3,452
BAPTIST HEALTH SOUTH FLORIDA - CORAL SPRINGS URGENT CARE		2,950	377	11%	3,327
ADVENTHEALTH CENTRA CARE LAKE BUENA VISTA		3,228	94	3%	3,322
WESTCHESTER HOSPITAL	23	2,730	565	17%	3,318
PUTNAM COMMUNITY MEDICAL CENTER		2,955	349	11%	3,304
BAPTIST HEALTH SOUTH FLORIDA - PEMBROKE PINES URGENT CARE		2,842	461	14%	3,303
BAPTIST HEALTH SOUTH FLORIDA - WESTCHESTER URGENT CARE		2,766	512	16%	3,278
SANTA ROSA MEDICAL CENTER		2,776	482	15%	3,258
THE HEALTHCARE DISTRICT OF PALM BEACH COUNTY	11	2,932	279	9%	3,222
BAPTIST HEALTH - NORTH		2,531	690	21%	3,221
GENE BY GENE, GENOMICS RESEARCH CENTER LAB	35	3,089	87	3%	3,211
MEASE DUNEDIN HOSPITAL	4	2,953	252	8%	3,209
MEDARBOR DIAGNOSTICS	1	2,399	798	25%	3,198
ISPM LABS, LLC DBA CAPSTONE DIAGNOSTICS, LLC		3,127	68	2%	3,195
VIKOR SCIENTIFIC	3	2,455	731	23%	3,189
BAYCARE COMMUNITY HEALTH		3,112	61	2%	3,173
FLORIDA HOSPITAL OCALA		2,938	184	6%	3,122
BAYFRONT HEALTH - VENICE REGIONAL MEDICAL		2,884	217	7%	3,101
RAULERSON HOSPITAL		2,603	467	15%	3,070
PALMS OF PASADENA HOSPITAL		2,756	306	10%	3,062
H LEE MOFFITT CANCER CENTER LABORATORY		2,971	35	1%	3,006
MIDWAY SPECIALTY CARE CENTER DIAGNOSTICS	36	2,746	210	7%	2,992
DOCTORS HOSPITAL OF SARASOTA CLINICAL LABORATORY		2,648	322	11%	2,970
MEMORIAL HOSPITAL- MIRAMAR	12	2,678	212	7%	2,902
STONE CLINICAL LABORATORIES		2,789	96	3%	2,885
BAYFRONT HEALTH - PORT CHARLOTTE		2,613	224	8%	2,837
EXPRESS GENE MOLECULAR DIAGNOSTICS LABORATORY		2,467	366	13%	2,833
SYNERGY DIAGNOSTIC LABORATORY	82	2,502	227	8%	2,811
ACUTIS DIAGNOSTICS	15	2,404	359	13%	2,778
ANGEL KIDS PEDIATRICS		2,668	87	3%	2,755
TWIN CITIES HOSPITAL	1	2,442	288	11%	2,731
WALGREENS ORLANDO	3	2,392	319	12%	2,714
WALGREEN CO	2	2,380	310	12%	2,692
BETHESDA HOSPITAL WEST		2,448	230	9%	2,678
MEDCOMP SCIENCES LLC	29	1,311	1,320	50%	2,660
EGLIN AIR FORCE BASE	3	1,902	748	28%	2,653
VETERANS AFFAIRS MEDICAL CENTER - ORLANDO		1,342	1,270	49%	2,612
GENESIS MEDICAL LABORATORY	25	2,180	364	14%	2,569
BAPTIST HEALTH SOUTH FLORIDA - CORAL GABLES (UNIVERSITY) URGENT CARE		2,244	287	11%	2,531
ADVENT HEALTH - OCALA		2,124	399	16%	2,523
NORTHWEST FLORIDA COMMUNITY HOSPITAL	17	1,682	821	33%	2,520

COVID-19: testing by laboratory

Data through Dec 3, 2020 verified as of Dec 4, 2020 at 09:25 AM

Data in this report are provisional and subject to change.

The numbers in the table below represent the number of Florida and non-Florida residents for whom test results were received by the Department of Health. A person can be tested by more than one laboratory and can have both positive and negative results. **Therefore, the sum of the numbers in each column will be larger than the total number of people tested.**

Reporting lab	Inconclusive	Negative	Positive	Percent positive	Total
SOLARIS DIAGNOSTICS	2	2,211	266	11%	2,479
CITRUS MEMORIAL HOSPITAL LABORATORY		2,186	264	11%	2,450
MEDICAL DNA LABS LLC	2	2,266	134	6%	2,402
BAPTIST HEALTH SOUTH FLORIDA - TAMiami TRAIL URGENT CARE		1,927	452	19%	2,379
BAPTIST HEALTH SOUTH FLORIDA - WESTON URGENT CARE		2,159	219	9%	2,378
BAPTIST HEALTH SOUTH FLORIDA - PINECREST URGENT CARE		2,072	282	12%	2,354
BAYFRONT HEALTH - SEVEN RIVERS		2,160	179	8%	2,339
BAPTIST HEALTH SOUTH FLORIDA - DAVIE URGENT CARE		2,002	337	14%	2,339
MINUTECLINIC LLC #3703		2,028	286	12%	2,314
LEE HEALTH - COCONUT POINT CLINICAL LAB	2	1,872	433	19%	2,307
BAPTIST HEALTH SOUTH FLORIDA - CORAL GABLES URGENT CARE		1,981	322	14%	2,303
THE CENTER FOR URGENT CARE	2	1,823	459	20%	2,284
CENTRA CARE - WATERFORD LAKES		1,744	533	23%	2,277
MEMORIAL HOSPITAL PEMBROKE	3	2,018	252	11%	2,273
LAKESIDE MEDICAL CENTER		1,801	466	21%	2,267
ASCENSION SACRED HEART - EMERALD COAST		1,926	336	15%	2,262
BARTOW REGIONAL MEDICAL CENTER	1	1,954	275	12%	2,230
BAYFRONT HEALTH - BROOKSVILLE		1,947	275	12%	2,222
CENTRA CARE SAINT CLOUD	1	1,885	303	14%	2,189
MINUTECLINIC		1,949	219	10%	2,168
CLINICAL REFERENCE LABORATORY	2	2,090	72	3%	2,164
ENGLEWOOD COMMUNITY HOSPITAL		1,991	161	7%	2,152
URGENT CARE CURE	2	1,877	236	11%	2,115
SPORTS DRUG TESTING LABORATORY	36	2,000	53	3%	2,089
BAPTIST HEALTH SOUTH FLORIDA - PALMETTO BAY URGENT CARE		1,796	283	14%	2,079
LOWER KEYS MEDICAL CENTER		1,839	212	10%	2,051
SELECT LABORATORIES - MARION COUNTY, FL LLC	3	1,912	127	6%	2,042
BMCT Molecular Diagnostics Subsection		1,681	350	17%	2,031
COMMUNITY HEALTH NORTHWEST FLORIDA	4	1,502	518	26%	2,024
HOLIDAY CVS LLC DBA CVS PHARMACY #5154		1,993	30	1%	2,023
AMELIA URGENT CARE		1,281	724	36%	2,005
HIGHLANDS REGIONAL MEDICAL CENTER		1,604	385	19%	1,989
CLARITY LAB SOLUTIONS		1,732	253	13%	1,985
DOC SMILEY'S URGENT CARE		1,705	247	13%	1,952
BAPTIST HEALTH SOUTH FLORIDA - KENDALE LAKES URGENT CARE		1,566	373	19%	1,939
PHYSICIANS REGIONAL MEDICAL CENTER - COLLIER BLVD	1	1,471	458	24%	1,930
DESOTO MEMORIAL HOSPITAL	3	1,581	327	17%	1,911
SUNCOAST PATHOLOGY ASSOCIATES		1,766	138	7%	1,904
ADVENTHEALTH CENTRA CARE WINTER GARDEN		1,803	56	3%	1,859
BAPTIST HEALTH SOUTH FLORIDA - BRICKELL URGENT CARE		1,546	294	16%	1,840
ADVENTHEALTH CENTRA CARE DR PHILLIPS		1,770	46	3%	1,816
BAPTIST HEALTHCARE - GULF BREEZE HOSPITAL	3	1,554	243	14%	1,800
BAPTIST HEALTH URGENT CARE AT SAWGRASS		1,573	225	13%	1,798
LABORATORY OF FLORIDA LLC	40	1,623	112	6%	1,775
MARINERS HOSPITAL		1,627	143	8%	1,770
MINUTECLINIC LLC		1,498	222	13%	1,720
TALLAHASSEE PRIMARY CARE ASSOCIATES		1,549	144	9%	1,693

COVID-19: testing by laboratory

Data through Dec 3, 2020 verified as of Dec 4, 2020 at 09:25 AM

Data in this report are provisional and subject to change.

The numbers in the table below represent the number of Florida and non-Florida residents for whom test results were received by the Department of Health. A person can be tested by more than one laboratory and can have both positive and negative results. **Therefore, the sum of the numbers in each column will be larger than the total number of people tested.**

Reporting lab	Inconclusive	Negative	Positive	Percent positive	Total
ADVENTHEALTH CENTRA CARE WINTER PARK		1,621	43	3%	1,664
ADVENT HEALTH - HEART OF FLORIDA ER	1	1,489	133	8%	1,623
BAPTIST HEALTH - CLAY		1,420	200	12%	1,620
BAYFRONT HEALTH - PUNTA GORDA		1,540	75	5%	1,615
BAPTIST HEALTH EMERGENCY CENTER COUNTRY WALK	1	1,360	243	15%	1,604
JW PLASTIC SURGERY		1,368	235	15%	1,603
BAPTIST HEALTH - OAKLEAF		1,340	262	16%	1,602
ADVENT HEALTH - NEW SMYRNA		1,213	368	23%	1,581
ADVENTHEALTH CENTRA CARE UNIVERSITY		1,538	27	2%	1,565
QDX PATHOLOGY SERVICES	1	1,330	234	15%	1,565
GENUS3		1,498	59	4%	1,557
ADVENTHEALTH CENTRA CARE ST CLOUD		1,482	73	5%	1,555
OPTEO LABORATORY		1,510	32	2%	1,542
ATLANTIS URGENT CARE	1	711	828	54%	1,540
ADVENTHEALTH CENTRA CARE HUNTERS CREEK		1,431	106	7%	1,537
ADVENTHEALTH CENTRA CARE KISSIMMEE		1,479	52	3%	1,531
PRIMEHEALTH URGENT CARE	1	1,214	281	19%	1,496
FLOWERS HOSPITAL		1,351	128	9%	1,479
TAMPA COMMUNITY HOSPITAL		1,219	228	16%	1,447
BAYFRONT HEALTH - SPRING HILL		1,344	100	7%	1,444
PHYSICIANS STAT LAB		517	927	64%	1,444
ADVENTHEALTH CENTRA CARE SANFORD		1,366	47	3%	1,413
ASSOCIATED PATHOLOGISTS, LLC	3	1,187	216	15%	1,406
PATIENTS CHOICE LABORATORIES		825	575	41%	1,400
ADVENTHEALTH CENTRA CARE LEE ROAD		1,355	32	2%	1,387
BAPTIST HEALTH SOUTH FLORIDA - MIAMI BEACH URGENT CARE		1,196	191	14%	1,387
ADVENTHEALTH CENTRA CARE CLERMONT		1,345	38	3%	1,383
AHCC WESLEY CHAPEL		1,324	55	4%	1,379
NXGEN MDX LLC	3	1,267	105	8%	1,375
ASCENSION ST VINCENT'S - SOUTHSIDE		1,309	49	4%	1,358
SPARROW HEALTHCARE	2	1,148	197	15%	1,347
ADVENTHEALTH CENTRA CARE SAND LAKE		1,308	36	3%	1,344
UHEALTH DEERFIELD BEACH/UMSYLVESTER DEERFIELD BEACH LABORATORY	3	1,292	47	4%	1,342
ADVENTHEALTH CENTRA CARE MOUNT DORA		1,286	53	4%	1,339
ADVENTIST HEALTH SYSTEMS, SUNBELT INC		1,278	38	3%	1,316
ADVANCE MEDICAL OF NAPLES		309	991	76%	1,300
JACKSON HOSPITAL CLINICAL LABORATORY		1,113	166	13%	1,279
ADVENTHEALTH CENTRA CARE LAKE MARY		1,235	36	3%	1,271
PALMS MEDICAL GROUP	5	1,002	262	21%	1,269
SARKIS CLINICAL TRIALS		1,104	148	12%	1,252
NORTH SHORE LONG ISLAND JEWISH HEALTH		1,199	43	3%	1,242
CLINICORE		1,124	91	7%	1,215
ADVENTHEALTH CENTRA CARE WATERFORD LAKES		1,145	69	6%	1,214
ACCESS MEDICAL LABS		746	448	38%	1,194
ASSURANCE SCIENTIFIC LABORATORIES	1	954	230	19%	1,185
SCION LAB SERVICES LLC	4	1,100	74	6%	1,178
US BIOTEK LABORATORIES	5	978	192	16%	1,175

COVID-19: testing by laboratory

Data through Dec 3, 2020 verified as of Dec 4, 2020 at 09:25 AM

Data in this report are provisional and subject to change.

The numbers in the table below represent the number of Florida and non-Florida residents for whom test results were received by the Department of Health. A person can be tested by more than one laboratory and can have both positive and negative results. **Therefore, the sum of the numbers in each column will be larger than the total number of people tested.**

Reporting lab	Inconclusive	Negative	Positive	Percent positive	Total
ADVENTHEALTH CENTRA CARE PORT ORANGE		1,121	34	3%	1,155
DOCTORS URGENT CARE LLC	1	974	177	15%	1,152
ADVENTHEALTH CENTRA CARE ALTAMONTE		1,118	31	3%	1,149
HEALTH FIRST ADVENTHEALTH CENTRA CARE GATEWAY		1,116	31	3%	1,147
MARTIN HEALTH SYSTEM - ST LUCIE WEST		1,038	105	9%	1,143
ADVENTHEALTH CENTRA CARE LAKE LAND		1,104	28	2%	1,132
ADVENTHEALTH CENTRA CARE APOPKA		1,064	66	6%	1,130
EMERALD COAST URGENT CARE, LLC	1	846	282	25%	1,129
NATIONWIDE LABORATORY SERVICES INC	63	912	148	13%	1,123
EMERALD COAST URGENT CARE LLC		872	245	22%	1,117
FLORIDA MEDICAL CLINIC	1	692	424	38%	1,117
COASTAL MED URGENT CARE		194	920	83%	1,114
DOCTORS TEST CENTERS		971	143	13%	1,114
UNIVERSITY OF ALABAMA AT BIRMINGHAM		1,090	23	2%	1,113
LABTECH DIAGNOSTIC		874	232	21%	1,106
PROHEALTH		502	597	54%	1,099
CAPSTONE HEALTHCARE		779	319	29%	1,098
BARDMOOR LABORATORY	1	962	135	12%	1,098
NCH NORTHEAST	5	813	266	25%	1,084
MINUTECLINIC LLC # 0709		947	134	12%	1,081
ADVENTHEALTH CENTRA CARE LONGWOOD		1,053	26	2%	1,079
EMPIRE CITY LABORATORIES INC	9	906	155	14%	1,070
BIOCERNA MAIN LAB	1	963	101	9%	1,065
FLORIDA FAMILY LABORATORY, INC DBA	3	979	73	7%	1,055
ADVENTHEALTH PROMPT CARE	1	717	333	32%	1,051
EMERALD COAST URGENT CARE		770	266	26%	1,036
ADVENTHEALTH CENTRA CARE OVIEDO		971	56	5%	1,027
EMERGENCY PHYSICIANS MEDICAL CENTER		137	885	87%	1,022
NCF DIAGNOSTICS & DNA TECHNOLOGIES LAB	35	839	137	14%	1,011
CAREFAST+		784	210	21%	994
NYU HOSPITALS CENTER CLINICAL LABORATORIES		966	22	2%	988
ARCPOINT LABS OF FORT MYERS		750	229	23%	979
EPN URGENT CARE NAPLES	2	746	229	23%	977
ADVENTHEALTH CENTRA CARE LEESBURG		946	29	3%	975
DYNIX DIAGNOSTIX		850	122	13%	972
ADVENTHEALTH CENTRA CARE ORANGE LAKE		925	43	4%	968
PATIENTS FIRST - THOMASVILLE ROAD		851	104	11%	955
TOM LEE COMMUNITY HEALTH CENTER		632	319	34%	951
TEMPUS CLINICAL LABORATORY	8	832	108	11%	948
ADVENTHEALTH CENTRA CARE AZALEA PARK		912	34	4%	946
LAB24 INC	3	283	659	70%	945
HEALTH FIRST ADVENTHEALTH CENTRA CARE TITUSVILLE		902	27	3%	929
MINUTECLINIC LLC 5852		763	148	16%	911
VERITOR		788	107	12%	895
MINUTECLINIC LLC #3631		752	135	15%	887
COASTAL LABORATORIES		730	155	18%	885
PHYSICIANS PRIMARY CARE	1	754	95	11%	850

COVID-19: testing by laboratory

Data through Dec 3, 2020 verified as of Dec 4, 2020 at 09:25 AM

Data in this report are provisional and subject to change.

The numbers in the table below represent the number of Florida and non-Florida residents for whom test results were received by the Department of Health. A person can be tested by more than one laboratory and can have both positive and negative results. **Therefore, the sum of the numbers in each column will be larger than the total number of people tested.**

Reporting lab	Inconclusive	Negative	Positive	Percent positive	Total
VAVA PARTNERS LLC		314	532	63%	846
AMELIA EXPRESS CARE		536	307	36%	843
HEALTH FIRST ADVENTHEALTH CENTRA CARE COCOA		801	28	3%	829
MEDEXPRESS URGENT CARE - ESTERO		714	113	14%	827
NORTH FLORIDA PEDIATRICS-TALLAHASSEE		761	57	7%	818
FLORIDA HOSPITAL ORLANDO		743	74	9%	817
ADVENTHEALTH CENTRA CARE COLONIAL TOWN		779	32	4%	811
ADVENTHEALTH CENTRA CARE SOUTH ORANGE		777	33	4%	810
STEWART REFERENCE LABORATORY	1	512	295	37%	808
DONALD W ROBERTSON DO PA		607	197	25%	804
ASCENSION ST VINCENT'S - CLAY		775	27	3%	802
PHAROS HEALTH		622	167	21%	789
ELLENTON URGENT CARE		572	210	27%	782
INDIAN RIVER MEDICAL CENTER		701	70	9%	771
IGENOMIX USA LLC	18	690	63	8%	771
MACDILL AIR FORCE BASE		709	51	7%	760
ADVENT HEALTH - DADE CITY		688	70	9%	758
HISTOPATHOLOGY SERVICES, LLC		670	85	11%	755
LENCO MEDICAL LABORATORY		720	22	3%	742
MEDFAST URGENT CARE CENTER		37	704	95%	741
PREMIER URGENT CARE OF BREVARD LLC		660	76	10%	736
BAY MEDICAL CENTER SACRED HEART HEALTH SYSTEM		561	170	23%	731
DYNIX DIAGNOSTICS	2	520	206	28%	728
BAYA PHARMACY & URGENT CARE		465	256	36%	721
SHELL POINT NURSING PAVILION	1	699	14	2%	714
DISNEY COVID TEST SITE		703	9	1%	712
BAPTIST HEALTH SOUTH FLORIDA - COUNTRY WALK URGENT CARE EXPRESS		617	94	13%	711
NONE		309	402	57%	711
NITE LITE PEDIATRICS		227	483	68%	710
ADVENTIST HEALTH SYSTEMS SUNBELT IN DBA		689	19	3%	708
CARENOW URGENT CARE		480	227	32%	707
BAPTIST HEALTH SOUTH FLORIDA - KEY BISCANE URGENT CARE EXPRESS		618	85	12%	703
MC DIAGNOSTIC OF CONNECTICUT, PC #2220		604	92	13%	696
HEALTH FIRST ADVENTHEALTH CENTRA CARE MALABAR		660	33	5%	693
PREMIER MEDICAL LABORATORY SERVICES	1	463	220	32%	684
CENTRA CARE		423	255	38%	678
ADVENT HEALTH LAB - ORLANDO		426	251	37%	677
DOCTORS URGENT CARE OF LUTZ LLC	1	537	137	20%	675
MINI ER ADULT AND PEDIATRIC URGENT CARE		574	98	15%	672
ADVENT HEALTH CENTRA CARE -WINTER PARK KIDS URGENT CARE		597	67	10%	664
DEPARTMENT OF CLINICAL LABS		655	8	1%	663
ST ANNES NURSING CENTER		644	8	1%	652
BAYFRONT HEALTH - CITRUS HILLS		565	84	13%	649
MINUTECLINIC LLC #4415		531	113	18%	644
VENICE REGIONAL MEDICAL CENTER		551	83	13%	634
ADVENTHEALTH CENTRA CARE KIDS LAKE MARY		623	11	2%	634
NCH HEALTHCARE SYSTEM MICROBIOLOGY LAB		1	618	100%	619

COVID-19: testing by laboratory

Data through Dec 3, 2020 verified as of Dec 4, 2020 at 09:25 AM

Data in this report are provisional and subject to change.

The numbers in the table below represent the number of Florida and non-Florida residents for whom test results were received by the Department of Health. A person can be tested by more than one laboratory and can have both positive and negative results. **Therefore, the sum of the numbers in each column will be larger than the total number of people tested.**

Reporting lab	Inconclusive	Negative	Positive	Percent positive	Total
MAVERICK LABS		434	183	30%	617
PATIENTS FIRST - MAHAN DRIVE		164	434	73%	598
BAPTIST HEALTHCARE - JAY HOSPITAL		471	126	21%	597
GESSLER CLINIC		222	374	63%	596
GENE TOX WORLDWIDE	41	487	65	11%	593
ADVENT HEALTH CENTRA CARE - MOUNT DORA		276	315	53%	591
CAREFAST MURABELLA		493	96	16%	589
HOLIDAY CVS LLC DBA CVSPHARMACY #5155		570	16	3%	586
LAKE WALES MEDICAL CENTER INC		523	63	11%	586
NAPLES URGENT CARE	1	387	197	34%	585
PRECISION HEALTH RESOURCES LLC		533	49	8%	582
ASCENSION SACRED HEART - GULF		461	113	20%	574
TYNDALL AIR FORCE BASE		461	111	19%	572
ADVENT HEALTH CENTRA CARE - WATERFORD LAKES		480	92	16%	572
BAYFRONT HEALTH URGENT CARE LLC		501	71	12%	572
EXPRESS GENE MOLECULAR DIAGNOSTIC LABORATORY		2	569	100%	571
POINT OF CARE TESTING SITE		549	20	4%	569
GENESIS LABORATORY MANAGEMENT	2	461	96	17%	559
VITAE DIAGNOSTICS		534	13	2%	547
PENSACOLA PEDIATRICS PA		469	77	14%	546
BAPTIST HEALTH - MD ANDERSON CANCER CENTER		538	3	1%	541
MICROGEN DX		163	376	70%	539
STAGEZERO LIFE SCIENCES INC	1	497	35	7%	533
CENTRA CARE – SOUTH ORANGE		374	158	30%	532
MELBOURNE MEDICAL LABORATORY☐		429	103	19%	532
VETERANS AFFAIRS MEDICAL CENTER - JAMES A HALEY			524	100%	524
CHARLES AIESI CONSULTING INC	1	481	40	8%	522
DOCTOR'S MEMORIAL HOSPITAL		405	117	22%	522
HOLY CROSS HOSPITAL LABORATORY			522	100%	522
PARAMOUNT URGENT CARE - OVIEDO		322	195	38%	517
Tampa Lakes Health and Rehabilitation Center	2	452	62	12%	516
ECCOLAB GROUP	1	140	375	73%	516
CVS HEALTH		377	138	27%	515
NCF DIAGNOSTICS & DNA TECHNOLOGIES	15	187	309	60%	511
MANOR PINES CONVALESCENT CENTER LLC	1	502	7	1%	510
FLAGLER HOSPITAL	8	27	473	93%	508
SOUTHEAST ALABAMA MEDICAL CENT		460	46	9%	506
MOLECULAR INFECTIOUS DISEASES		492	7	1%	499
MOUNT SINAI LABORATORY		477	18	4%	495
PALACE NURSING HOME & REHAB CENTER		492	1	0%	493
SHORELINE PHYSICIAN GROUP		327	166	34%	493
MINUTECLINIC, LLC DBA MINUTECLINIC #4717		482	10	2%	492
TENNESSEE DOH - NASHVILLE	2	436	50	10%	488
Victoria Nursing and Rehabilitation Center		480	7	1%	487
HOLMES REGIONAL MEDICAL CENTER		5	481	99%	486
PRIMARY CARE OF THE TREASURE COAST		434	51	11%	485
PARAMOUNT URGENT CARE		168	309	65%	477

COVID-19: testing by laboratory

Data through Dec 3, 2020 verified as of Dec 4, 2020 at 09:25 AM

Data in this report are provisional and subject to change.

The numbers in the table below represent the number of Florida and non-Florida residents for whom test results were received by the Department of Health. A person can be tested by more than one laboratory and can have both positive and negative results. **Therefore, the sum of the numbers in each column will be larger than the total number of people tested.**

Reporting lab	Inconclusive	Negative	Positive	Percent positive	Total
MEDEXPRESS URGENT CARE CAPE CORAL		375	100	21%	475
SEBASTIAN RIVER MEDICAL CENTER	1	372	92	20%	465
VETERANS AFFAIRS MEDICAL CENTER - BAY PINES		16	449	97%	465
ST JOHN'S NURSING CENTER		461	3	1%	464
MINUTECLINIC LLC #5249		392	70	15%	462
INTERLACHEN PEDIATRICS		433	27	6%	460
EUROFINS NTD, LLC		426	33	7%	459
COASTAL PEDIATRIC GROUP		407	50	11%	457
PARAMOUNT URGENT CARE - WINDERMERE		342	114	25%	456
DAVITA LABORATORY		403	48	11%	451
CLARITY LABS		388	62	14%	450
UNIVERSITY OF WEST FLORIDA STUDENT HEALTH SERVICES		363	85	19%	448
QUICK CARE MED PL	2	414	32	7%	448
GULF COAST MOLECULAR LABORATORIES	11	368	67	15%	446
BROWNWOOD CARE CENTER		408	31	7%	439
The Sands at South Beach		436	2	0%	438
JOHN KNOX VILLAGE HEALTH CENTER		430	4	1%	434
KENDALL HEALTHCARE PROPERTIES DBA	2	425	6	1%	433
Community_Health		344	86	20%	430
JACKSON MEMORIAL LONG TERM CARE CENTER		423	7	2%	430
AVECINA MEDICAL JULINGTON	1	240	189	44%	430
VILLA MARIA NURSING & REHAB CENTER INC		422	7	2%	429
WHITE WILSON MEDICAL CENTER		25	404	94%	429
SOLARIS HEALTHCARE PALATKA		421	4	1%	425
PARAMOUNT URGENT CARE - ORLANDO		273	151	36%	424
ADVENTHEALTH CENTRA CARE CONWAY		395	28	7%	423
MEMORIAL PEMBROKE 24/7 CARE CENTER		323	99	23%	422
SMA SPECIALTY MEDICAL LAB		112	310	73%	422
GULF COAST VILLAGE		405	16	4%	421
MEDEXPRESS FORT MYERS		324	95	23%	419
GARCIA CLINICAL LABORATORY		28	390	93%	418
INTEGRITY LABORATORIES, LLC	1	320	94	23%	415
ADVENTHEALTH CENTRA CARE		399	16	4%	415
VITAS HEALTHCARE CORPORATION OF FLA		410	2	0%	412
NORTH OKALOOSA MEDICAL CENTER		244	168	41%	412
NEW YORK HOSPITAL LABORATORIES	1	390	10	2%	401
MINUTECLINIC LLC #3463		348	52	13%	400
ADDICTION LABS OF AMERICA	1	362	36	9%	399
RIVER GARDEN HEBREW HOME FOR THE AGED		361	37	9%	398
TACACHALE CLINICAL LABORATORY		384	14	4%	398
PRIMARY CARE SERVICES AT INDIAN RIVER ESTATES		391	4	1%	395
THERADOC		152	242	61%	394
NEW PLANT CITY FAMILY CARE	1	205	187	48%	393
MID-FLORIDA PATHOLOGY		304	87	22%	391
BARBER		13	376	97%	389
ENZO CLINICAL LABS INC	1	375	12	3%	388
ADVENT HEALTH CENTRA CARE - WINTER PARK		256	130	34%	386

COVID-19: testing by laboratory

Data through Dec 3, 2020 verified as of Dec 4, 2020 at 09:25 AM

Data in this report are provisional and subject to change.

The numbers in the table below represent the number of Florida and non-Florida residents for whom test results were received by the Department of Health. A person can be tested by more than one laboratory and can have both positive and negative results. **Therefore, the sum of the numbers in each column will be larger than the total number of people tested.**

Reporting lab	Inconclusive	Negative	Positive	Percent positive	Total
UHEALTH CLINIC AT WALGREENS		315	70	18%	385
ED FRASER MEMORIAL HOSPITAL		291	93	24%	384
ACCU REFERENCE MEDICAL LAB		170	214	56%	384
CLEWISTON NURSING AND REHABILITATION CENTER		379	4	1%	383
LEHIGH REGIONAL MEDICAL CENTER LAB		354	28	7%	382
SANTA ROSA MEDICAL GROUP		324	58	15%	382
MINUTECLINIC LLC #5253		351	28	7%	379
FLORIDA COMMUNITY HEALTH CENTER		338	40	11%	378
FOUNTAIN MANOR HEALTH AND REHAB CENTER	1	371	3	1%	375
BAYA PHARMACY WEST		8	364	98%	372
LEE COUNTY EMERGENCY MEDICAL SERVICE		334	38	10%	372
RAINBOW RIVER MEDICAL LABORATORY		343	29	8%	372
MEDONE URGENT CARE CENTER		149	221	60%	370
HENDRY REGIONAL MEDICAL CENTER		107	262	71%	369
CONSULATE HEALTH CARE OF NEW PORT RICHEY		364	5	1%	369
THE HEALTH CENTER OF PLANT CITY		363	4	1%	367
COASTAL URGENT CARE		306	57	16%	363
NORTH SHORE LIJ URGENT CARE PC		351	9	3%	360
CONSULATE HEALTHCARE OF VERO BEACH	11	328	16	5%	355
INFORM DIAGNOSTICS		349	6	2%	355
MINI ER WATERFORD LAKES, THE		312	42	12%	354
C.W. BILL YOUNG VA MEDICAL CENTER		16	336	95%	352
MEDICAL FP – WHOLE FAMILY HEALTH CENTER		333	18	5%	351
ADVENT HEALTH CENTRA CARE - PORT ORANGE		29	321	92%	350
MINUTECLINIC LLC #5854		298	51	15%	349
NORTH FLORIDA PEDIATRICS - LAKE CITY		241	107	31%	348
VETERANS AFFAIRS MEDICAL CENTER		40	308	89%	348
NEW YORK PRESBYTERIAN - CUMC CLINICAL		332	15	4%	347
BAYSHORE DIAGNOSTICS		309	37	11%	346
PALM GARDEN OF OCALA		329	16	5%	345
ACCESS POINT HEALTHCARE URGENT & PRIMARY CARE		260	83	24%	343
MINUTECLINIC LLC #5069		307	36	10%	343
SELECT REFERENCE LABORATORIES, LLC	1	326	12	4%	339
PALM GARDEN OF PORT SAINT LUCIE		335	2	1%	337
LAUDERDALE NURSING CENTER LLC	1	331	3	1%	335
SANFORD LABORATORIES		314	21	6%	335
GOLDEN GLADES NURSING & REHABILITATION CTR		331	3	1%	334
NCH HEALTHCARE BONITA		240	94	28%	334
BAPTIST HEALTH EMERGENCY CENTER AT WEST CORAL WAY		256	75	23%	331
GENESIS DIAGNOSTICS		233	97	29%	330
EDEN SPRINGS NURSING AND REHAB CENTER		320	10	3%	330
MINUTECLINIC LLC #7886		305	24	7%	329
Plantation Bay Rehabilitation Center		323	6	2%	329
COVANCE CLINICAL RESEARCH UNIT INC		323	3	1%	326
FIU-HEALTH AUXILIARY LABORATORY		300	24	7%	324
MY CLINICAL LAB		224	100	31%	324
HARTS HARBOR HEALTH CARE CENTER		320	2	1%	322

COVID-19: testing by laboratory

Data through Dec 3, 2020 verified as of Dec 4, 2020 at 09:25 AM

Data in this report are provisional and subject to change.

The numbers in the table below represent the number of Florida and non-Florida residents for whom test results were received by the Department of Health. A person can be tested by more than one laboratory and can have both positive and negative results. **Therefore, the sum of the numbers in each column will be larger than the total number of people tested.**

Reporting lab	Inconclusive	Negative	Positive	Percent positive	Total
USAFSAM/PHE		173	149	46%	322
ST ANDREWS BAY SKILLED NURSING &		321	1	0%	322
LIFE CARE CENTER OF HILLIARD		316	5	2%	321
VENTURE MEDICAL OF FLORIDA LLC		275	45	14%	320
MINI ER AND URGENT CARE		214	106	33%	320
Good Samaritan Society Kissimmee Village		310	10	3%	320
MINUTECLINIC LLC #5190		282	38	12%	320
HEALTH CENTER AT BRENTWOOD	1	310	9	3%	320
FLO-MEDILAB SERVICES		101	218	68%	319
MIDWAY SPECIALTY CARE CENTER	3	202	113	36%	318
LIFE CARE CENTER OF PENSACOLA		312	5	2%	317
ADVENT HEALTH CENTRA CARE - LAKE MARY		84	232	73%	316
WEST GABLES HEALTH CARE CENTER		310	6	2%	316
LIFE CARE CENTER OF ORANGE PARK		313	1	0%	314
PENSACOLA PEDIATRICS		250	64	20%	314
EMERALD SHORES HEALTH AND REHABILITATION		274	37	12%	311
MANOR AT CARPENTERS		291	20	6%	311
ADVENT HEALTH - TAMPA		110	201	65%	311
BALDWIN PEDIATRICS	1	292	15	5%	308
WOODLANDS MEDICAL SPECIALISTS		254	54	18%	308
GENESIS MEDICAL LABORATORY MIAMI FL.		83	224	73%	307
MEDEXPRESS URGENT CARE - VERO BEACH		201	105	34%	306
NAVAL HOSPITAL - JACKSONVILLE		40	266	87%	306
ADVENT HEALTH CENTRA CARE - LEESBURG		13	292	96%	305
UR MEDICINE LABS- CENTRAL LABORATORY		296	9	3%	305
KEYS AHEC SCHOOL MEDICAL CLINIC	3	266	35	12%	304
Colonial Lakes Health Care		303	1	0%	304
HILLCREST HEALTH CARE & REHABILITATION CENTER		300	3	1%	303
FISHERMENS HOSPITAL CLINICAL LAB		277	25	8%	302
VETERANS AFFAIRS MEDICAL CENTER - GAINESVILLE		2	297	99%	299
CORE DIAGNOSTIC LABORATORIES LLC		220	77	26%	297
FORT MYERS INTERNAL MEDICINE, LLC		270	26	9%	296
VALENCIA HILLS HEALTH AND REHABILITATION CENTER		293	2	1%	295
MEDSCAN LABORATORY INC	1	159	135	46%	295
BUENA VISTA URGENT CARE		261	31	11%	292
TREE HOUSE PEDIATRICS		263	29	10%	292
PRIMARY CARE SERVICES AT ST ANDREWS ESTATES		292			292
SANTA ROSA CENTER FOR REHABILITATION AND HEALING		288	3	1%	291
SIPARADIGM, DIAGNOSTIC INFORMATICS		273	18	6%	291
MEDONE PLLC		256	35	12%	291
NORTHWEST MEDICAL CENTER CLINICAL LABORATORY		175	115	40%	290
FERNANDINA BEACH REHAB AND NURSING	1	287	1	0%	289
AUBURN UNIVERSITY MEDICAL CLINIC		227	62	21%	289
The Manor at Blue Water Bay		282	7	2%	289
CREEKSIDE CARE CENTER		256	32	11%	288
INDIAN RIVER CTR, LLC		266	21	7%	287
Crestview Rehabilitation Center		163	123	43%	286

COVID-19: testing by laboratory

Data through Dec 3, 2020 verified as of Dec 4, 2020 at 09:25 AM

Data in this report are provisional and subject to change.

The numbers in the table below represent the number of Florida and non-Florida residents for whom test results were received by the Department of Health. A person can be tested by more than one laboratory and can have both positive and negative results. **Therefore, the sum of the numbers in each column will be larger than the total number of people tested.**

Reporting lab	Inconclusive	Negative	Positive	Percent positive	Total
SIGNATURE HEALTHCARE OF BROOKWOOD GARDENS		284			284
FLORIDA HOSPITAL WAUCHULA		186	98	35%	284
BOCA BIOLISTICS REFERENCE LABORATORY	2	185	94	33%	281
CORAL TRACE HEALTH CARE☐		279	1	0%	280
RUSKIN HEALTH CENTER		169	109	39%	278
PRUITT HEALTH-SANTA ROSA		275	2	1%	277
ADVENT HEALTH CENTRA CARE - TITUSVILLE		43	234	84%	277
HARBOUR HEALTH CENTER		274	2	1%	276
BALDOMERO LOPEZ STATE VETERANS NURSING HOME	2	272	1	0%	275
BIOCEPT		259	16	6%	275
PALMETTO SUBACUTE CARE CENTER		267	6	2%	273
SPECIALTY HEALTH AND REHABILITATION CENTER		250	23	8%	273
VILLAGE AT VIENNA SQUARE,THE☐	6	263	3	1%	272
LIFE CARE CENTER OF OCALA		272			272
NORTH FLORIDA REHABILITATION & SPECIALTY CARE☐		269	2	1%	271
SOLARIS HEALTHCARE CHARLOTTE HARBOR		264	7	3%	271
FLORIDA HOSPITAL MEDICAL GROUP		227	42	16%	269
ADVENT HEALTH CENTRA CARE - PALM COAST		36	232	87%	268
LAKELAND REGIONAL HEALTH SYSTEMS INC		2	266	99%	268
CLIFFORD CHESTER SIMS STATE VETERANS		263	5	2%	268
MINUTECLINIC LLC, #10357		266	1	0%	267
LIFE CARE CENTER OF NEW PORT RICHEY		253	14	5%	267
BRIDGEWATER PARK HEALTH AND REHAB		257	7	3%	264
MED FAST URGENT CARE CENTER		20	243	92%	263
LIFEBRITE	1	114	147	56%	262
DOCTORS URGENT CARE		190	72	27%	262
MYTEST DIAGNOSTICS		251	11	4%	262
MEDONE URGENT CARE AT ST. AUGUSTINE		96	166	63%	262
PARAMOUNT URGENT CARE VILLAGES		160	100	38%	260
NORTH FLORIDA PEDIATRICS PA - SUWANNEE		198	62	24%	260
CONSULATE HEALTHCARE OF KISSIMMEE		247	12	5%	259
CLIFFORD CHESTER SIMS VA NURSING HOME		251	8	3%	259
FLORIDA WOMAN CARE LABORATORY LLC		232	26	10%	258
TRINITY SPRINGS		246	11	4%	257
AURORA DIAGNOSTICS BERNHARDT LABORATORIES PATHOLOGY SERVICE		190	66	26%	256
FLORIDA HOSPITAL HEARTLAND MED CTR LAKE PLACID		188	66	26%	254
ADVENT HEALTH - CELEBRATION		241	12	5%	253
PRIMEHEALTH URGENT CARE INC		204	49	19%	253
MEDICAL VB		221	32	13%	253
BIOCERNA LLC	8	188	56	22%	252
HAINES CITY REHABILITATION AND NURSING CENTER		248	1	0%	249
QUALITOX LABORATORIES		105	144	58%	249
HealthSentry_UHS		233	15	6%	248
OPTUM LABS LLC		186	62	25%	248
CORAL BAY HEALTHCARE AND REHABILITATION	1	245	2	1%	248
CITRUS NURSING CENTER LLC		240	7	3%	247
Abbey Delray		247			247

COVID-19: testing by laboratory

Data through Dec 3, 2020 verified as of Dec 4, 2020 at 09:25 AM

Data in this report are provisional and subject to change.

The numbers in the table below represent the number of Florida and non-Florida residents for whom test results were received by the Department of Health. A person can be tested by more than one laboratory and can have both positive and negative results. **Therefore, the sum of the numbers in each column will be larger than the total number of people tested.**

Reporting lab	Inconclusive	Negative	Positive	Percent positive	Total
MARTIN MEMORIAL MEDICAL CENTER LAB		128	118	48%	246
Quest Diag Unspecifd		168	78	32%	246
SHELL POINT VILLAGE MEDICAL CENTER		246			246
DOH – INDIAN RIVER		210	33	14%	243
ROSEWOOD HEALTHCARE & REHABILITATION CENTER		239	4	2%	243
PHYSICIANS REGIONAL WALK-IN		176	67	28%	243
WILLOW BROOKE COURT AT INDIAN RIVER ESTATES		241	2	1%	243
JACKSON MEMORIAL PERDUE MEDICAL CENTER		236	7	3%	243
MEDEXPRESS URGENT CARE LEHIGH ACRES		192	50	21%	242
Point of Care Testing	1	81	159	66%	241
ASCEND CLINICAL	2	232	6	3%	240
AVELLINO LAB USA, INC	1	233	6	3%	240
URGENT CARE BETHESDA	1	197	40	17%	238
FAST TRACK URGENT CARE CENTER		1	237	100%	238
SOUTHERN OAKS CARE CENTER	1	235	2	1%	238
GOOD SAMARITAN		236	1	0%	237
ESCAMBIA COMMUNITY CLINICS INC		173	63	27%	236
KEY WEST HEALTH AND REHAB	1	229	4	2%	234
SPRINGTREE REHAB & HEALTH CARE CENTER		234			234
SOLARIS HEALTHCARE PARKWAY	1	231	1	0%	233
VETERANS AFFAIRS MEDICAL CENTER - LAKE CITY		52	180	78%	232
PATIENTS FIRST LAKE ELLA MEDICAL CENTER		213	19	8%	232
PHARMCO RX		192	40	17%	232
DOCTORS CENTER,THE		183	48	21%	231
DOC SMILEYS URGENT CARE LLC		178	52	23%	230
DIAMOND RIDGE HEALTH AND REHABILITATION CENTER		222	8	3%	230
Marshall Health and Rehabilitation Center		227	2	1%	229
ADVENT HEALTH CENTRA CARE - ALTAMONTE SPRINGS		136	93	41%	229
TREASURE COAST COMMUNITY HEALTH	3	205	19	8%	227
THE PRESERVE		226			226
ST JUDE CHILDREN'S RESEARCH HOSPITAL		213	12	5%	225
LIFE CARE CENTER AT WELLS CROSSING		212	13	6%	225
LEHIGH VALLEY GENOMICS			224	100%	224
MOORINGS PARK INSTITUTE, INC, THE		220	3	1%	223
GENEIQ		211	10	5%	221
SHORE ACRES CARE CENTER		213	7	3%	220
OCEAN VIEW NURSING AND REHAB CENTER		207	10	5%	217
MANOR CARE HEALTH SERVICES - FT MYERS		215	2	1%	217
ROSEWOOD HEALTH AND REHABILITATION CENTER		211	5	2%	216
APP-UNIPATH, LLC	1	206	9	4%	216
MALABAR/ADVENT CENTRA CARE		30	185	86%	215
CONSULATE HEALTH CARE OF SAFETY HARBOR		212	3	1%	215
LAKE PORT SQUARE		200	14	7%	214
PALM GARDEN OF GAINESVILLE	2	210	2	1%	214
NSPIRE HEALTHCARE MIAMI LAKES	1	205	7	3%	213
POCONO MEDICAL CENTER		212			212
OAK HAMMOCK AT THE UNIVERSITY OF FLORIDA		209	2	1%	211

COVID-19: testing by laboratory

Data through Dec 3, 2020 verified as of Dec 4, 2020 at 09:25 AM

Data in this report are provisional and subject to change.

The numbers in the table below represent the number of Florida and non-Florida residents for whom test results were received by the Department of Health. A person can be tested by more than one laboratory and can have both positive and negative results. **Therefore, the sum of the numbers in each column will be larger than the total number of people tested.**

Reporting lab	Inconclusive	Negative	Positive	Percent positive	Total
PARKS HEALTHCARE & REHABILITATION CTR	4	204	1	0%	209
BLOUNTSTOWN REHABILITATION CENTER LLC		188	20	10%	208
LAKE EUSTIS HEALTH AND REHABILITATION CENTER		207			207
BUREAU OF CLINICAL LABORATORIES		171	36	17%	207
BROWARD NURSING & REHABILITATION CTR	5	201	1	0%	207
VITAS LUTHERAN TOWERS INPATIENT PROGRAM		205	2	1%	207
CHIPOLA HEALTH AND REHAB		196	10	5%	206
MAYFLOWER ASSISTED LIVING		204	1	0%	205
RICARDO NAVARRO DO PA		190	15	7%	205
renaissance health and rehabilitation center		204	1	0%	205
LEE HEALTH CONVENIENT CARE - PAGE FIELD		158	46	23%	204
CONSULATE HEALTH CARE OF WINTER HAVEN		203			203
MEDRITE MEDICAL CARE, PC	90	98	14	7%	202
POLK COUNTY HEALTH DEPARTMENT		178	24	12%	202
MEDEXPRESS LUTZ		1	201	100%	202
VAMC WEST PALM LAB		5	196	98%	201
MANOR CARE NURSING CENTER OF SARASOTA FL LLC		197	4	2%	201
COMMUNITY HEALTH CENTERS OF PINELLAS, INC.		3	198	99%	201
HOMESTEAD VILLAGE		198	2	1%	200
HEALTH FIRST - HOLMES REGIONAL MEDICAL CENTER		32	167	84%	199
Taylor Care Center		197	2	1%	199
PALMS OF SEBRING		186	12	6%	198
PATHGROUP LABS LLC		94	104	53%	198
GANDY CROSSING CARE CENTER		188	10	5%	198
PROTEUS MOLECULAR AND CLINICAL LAB	1	144	52	26%	197
FULGENT GENETICS	2	160	35	18%	197
BAY VILLAGE OF SARASOTA INC		195	1	1%	196
FAIRWAY OAKS CENTER LLC	4	190	2	1%	196
BENTON PEDIATRICS INC		178	18	9%	196
HARDEE MANOR HEALTH CARE CENTER	1	192	2	1%	195
FAST TRACK URGENT CARE CENTER - CARROLLWOOD		1	194	99%	195
Stacey Health Care Centers Inc. dba Riverside Care Center		195			195
24 HOUR PEDIATRIC CARE CENTER	1	180	14	7%	195
LIFE CARE PONTE VEDRA INC		191	2	1%	193
BLOCK, NATION, CHASE, AND SMOLEN FAMILY MEDICINE		143	49	26%	192
PARAMOUNT URGENT CARE - CLERMONT		150	42	22%	192
WILLISTON CARE CENTER		192			192
PREMIER PLACE AT THE GLENVIEW		186	6	3%	192
PALM GARDEN OF VERO BEACH		186	5	3%	191
TIDE LABORATORIES		155	34	18%	189
GRAND COURT TAMPA		188	1	1%	189
FLORIDA CLINICAL LABORATORY-BIOREFERENCE LABORATORIES		61	127	68%	188
ADVENT HEALTH CENTRA CARE - ORMOND BEACH		67	121	64%	188
GATEWAY/ADVENT CENTRA CARE		2	186	99%	188
FLORIDA GULF COAST UNIVERSITY		50	138	73%	188
SUNRISE DIAGNOSTIC LABORATORY		134	53	28%	187
ANY LAB TEST NOW	1	95	90	48%	186

COVID-19: testing by laboratory

Data through Dec 3, 2020 verified as of Dec 4, 2020 at 09:25 AM

Data in this report are provisional and subject to change.

The numbers in the table below represent the number of Florida and non-Florida residents for whom test results were received by the Department of Health. A person can be tested by more than one laboratory and can have both positive and negative results. **Therefore, the sum of the numbers in each column will be larger than the total number of people tested.**

Reporting lab	Inconclusive	Negative	Positive	Percent positive	Total
PLANTATION NURSING & REHAB CENTER		186			186
ORANGE COUNTY HEALTH DEPT		177	8	4%	185
ROSEN MEDICAL CENTER		168	16	9%	184
ARCPPOINT LABS OF CORAL SPRINGS FL		168	16	9%	184
ST. JAMES BAY HEALTH AND REHABILITATION CENTER		183	1	1%	184
HERON POINTE HEALTH AND REHABILITATION	1	181			182
Signature HealthCare Center of Waterford		178	4	2%	182
Vi at Lakeside Village Skilled Nursing		181			181
ASAP LAB LLC		95	86	48%	181
Bay Breeze Senior Living and Rehabilitation Center		177	3	2%	180
ST JAMES HEALTH AND REHABILITATION CENTER		178	2	1%	180
TIERRA PINES CENTER		175	5	3%	180
JACKSONVILLE BEACH PEDIATRIC CARE CENTER☐		164	15	8%	179
PCB CLINIC		135	44	25%	179
BAPTIST PRIMARY CARE	1	150	28	16%	179
TGH		1	177	99%	178
MANDARIN PEDIATRICS		169	9	5%	178
VILLAGE DOCTORS FAMILY MEDICAL CENTER OF		149	29	16%	178
PARKLANDS FACILITY INC	1	176			177
ELLENTON PEDIATRICS		162	15	8%	177
NEO GENOMICS - FORT MYERS	1	171	4	2%	176
CENTRA CARE – AZALEA PARK		98	76	44%	174
Consulate Health Care of St. Petersburg		174			174
PALM GARDEN OF JACKSONVILLE☐	1	169	4	2%	174
LUTHERAN HAVEN		172	2	1%	174
TUSKAWILLA NURSING AND REHAB CENTER	2	168	3	2%	173
ROLLINS COLLEGE WELLNESS CENTER		45	127	74%	172
MANOR OAKS NURSING & REHAB CENTER		171	1	1%	172
GROWING TOGETHER PEDIATRICS LLC		163	9	5%	172
ETHOS WELLNESS PHARMACY		161	11	6%	172
ADVENT HEALTH CENTRA CARE - WESLEY CHAPEL		4	167	98%	171
USA HEALTH UNIVERSITY HOSPITAL CLINICAL LABORATORY	1	168	2	1%	171
NIGHT LITE PEDIATRICS WINTER GARDEN		144	27	16%	171
ADVENT HEALTH CENTRA CARE - DAYTONA BEACH		89	81	48%	170
URGENT CARE OF THE PALM BEACHES		2	168	99%	170
BAPTIST HEALTH PRIMARY CARE	1	133	35	21%	169
HMA SANTA ROSA MEDICAL CENTER LLC DBA		139	30	18%	169
ADVENT HEALTH CENTRA CARE - COLONIAL TOWN		121	47	28%	168
PANAMA CITY DEVELOPMENTAL CENTER☐		168			168
LabCorp (Non-Interfaced)	1	91	75	45%	167
WILLOWBROOKE COURT AT EDGEWATER POINTE ESTATES		167			167
CONSULATE HEALTH CARE OF BAYONET POINT	3	162	1	1%	166
LAKELAND REGIONAL HEALTH - PWC/OB		35	130	79%	165
HEALTH LINK DIAGNOSTIC LABORATORIES		161	4	2%	165
THE MANOR AT CARPENTERS		132	32	20%	164
UNIVERSITY OF TAMPA STUDENT HEALTH AND SHC CLINICAL LABORATORY		40	124	76%	164
Boynton Beach Rehabilitation Center	1	163			164

COVID-19: testing by laboratory

Data through Dec 3, 2020 verified as of Dec 4, 2020 at 09:25 AM

Data in this report are provisional and subject to change.

The numbers in the table below represent the number of Florida and non-Florida residents for whom test results were received by the Department of Health. A person can be tested by more than one laboratory and can have both positive and negative results. **Therefore, the sum of the numbers in each column will be larger than the total number of people tested.**

Reporting lab	Inconclusive	Negative	Positive	Percent positive	Total
ORCHARD PARK HEALTH & REHABILITATION		164			164
ADVENT HEALTH CENTRA CARE - OVIEDO		63	101	62%	164
BOND AND STEELE CLINIC PA		52	112	68%	164
BRADENTON HEALTH CARE		163			163
PROHEALTH MEDICAL CLINIC		26	137	84%	163
TRI COUNTY NURSING HOME		161	1	1%	162
MEDFAST URGENT CARE - ROCKLEDGE		25	137	85%	162
SIGNATURE HEALTHCARE OF NORTH FLORIDA		159	2	1%	161
W FRANK WELLS NURSING HOME		152	9	6%	161
LABORATORY SPECIALISTS OF MICHIGAN		19	142	88%	161
WOMEN'S CARE FLORIDA LABORATORY		157	4	2%	161
NADAL PEDIATRICS - VICTORIA STREET (3385)		135	25	16%	160
GREENBRIAR REHABILITATION AND NURSING CENTER	1	159			160
KEYSTONE REHAB		160			160
BROOKSVILLE HEALTHCARE CENTER LLC		158	1	1%	159
WUESTHOFF REF LABORATORY			158	100%	158
RULEME CENTER	1	155	2	1%	158
SUWANNEE HEALTH AND REHABILITATION CENTER		155	2	1%	157
ARCHER HEALTH VENTURES, LLC		156	1	1%	157
GOLDEN GATE FAMILY CLINIC		63	94	60%	157
SIGNATURE HEALTHCARE AT THE COURTYARD		120	36	23%	156
MEMPHIS PATHOLOGY LABORATORY	1	147	8	5%	156
DOCTORS MEMORIAL FAMILY MEDICINE	2	101	52	34%	155
HARDEE COUNTY HEALTH DEPARTMENT		121	34	22%	155
MEDFAST URGENT CARE CENTER - COCOA			155	100%	155
PRUITT HEALTH		153	2	1%	155
TIMBERRIDGE NURSING HOME & REHAB		123	32	21%	155
LYNN HAVEN SPORTS COMPLEX-WALKON CLINIC		18	136	88%	154
SPECTOR SCIENTIFIC LAB	1	33	120	78%	154
PALMETTTO FACILITY INC	1	152			153
Destin Healthcare and Rehabilitation Center		152	1	1%	153
HOSPITAL FOR SPECIAL SURGERY		150	1	1%	151
HEALTHY STEPS PEDIATRICS		135	16	11%	151
PALM GARDEN OF AVENTURA		150			150
AZALEA TRACE		144	6	4%	150
FORT PIERCE HEALTH CARE		150			150
PRECISION HEALTH RESOURCES, LLC	1	133	15	10%	149
CYPRESS COVE CARE CENTER		110	39	26%	149
MEDFAST URGENT CARE - TITUSVILLE		7	142	95%	149
VETERANS AFFAIRS MEDICAL CENTER - MIAMI			148	100%	148
PALM GARDEN OF WEST PALM BEACH		135	13	9%	148
DIAMOND RIDGE		147	1	1%	148
FAWCETT MEMORIAL HOSPITAL-LAB		39	108	73%	147
Chatsworth at PGA National, LLC		145	2	1%	147
Glades West Rehabilitation and Nursing Center		146			146
Bayside Care Center	1	140	5	3%	146
TALLAHASSEE NHHI LLC		145	1	1%	146

COVID-19: testing by laboratory

Data through Dec 3, 2020 verified as of Dec 4, 2020 at 09:25 AM

Data in this report are provisional and subject to change.

The numbers in the table below represent the number of Florida and non-Florida residents for whom test results were received by the Department of Health. A person can be tested by more than one laboratory and can have both positive and negative results. **Therefore, the sum of the numbers in each column will be larger than the total number of people tested.**

Reporting lab	Inconclusive	Negative	Positive	Percent positive	Total
BAYVIEW CENTER		145	1	1%	146
ADVENT HEALTH CENTRA CARE - ST. CLOUD		131	15	10%	146
MEDFAST URGENT CARE - MELBOURNE			145	100%	145
ADVENT HEALTH CENTRA CARE - UNIVERSITY		33	112	77%	145
MEDEXPRESS URGENT CARE HUDSON			145	100%	145
MAIN STREET MEDICAL CENTER			144	100%	144
ADVENT HEALTH CENTRA CARE - CARROLLWOOD		1	143	99%	144
DR G'S URGENT CARE		121	22	15%	143
Life Care Center of Punta Gorda	1	138	4	3%	143
PEDIATRICS OF CENTRAL FLORIDA PA	5	130	7	5%	142
URGENT CARE OF THE PALM BEACHES, NORTH PALM BEACH			141	100%	141
ENGLEWOOD HEALTHCARE AND REHABILITATION CENTER		141			141
The Inn at Sarasota Bay Club		140	1	1%	141
BEAR CREEK NURSING CENTER		140			140
TAMARAC REHABILITATION & HEALTH CENTER		140			140
NSPIRE HEALTHCARE LAUDERHILL		136	3	2%	139
CLARIDGE HOUSE NURSING CENTER		131	8	6%	139
NORTH FLORIDA PEDIATRICS PA		124	15	11%	139
PALM GARDEN OF TAMPA		139			139
PruittHealth Panama City		136	2	1%	138
EDGEWOOD NURSING CENTER		136	2	1%	138
MEDIPATH		4	134	97%	138
XYZ LABORATORY	1	124	12	9%	137
SABAL PALMS HEALTH AND REHAB		100	37	27%	137
PPC-LAB EDI ORCHARD BI		129	8	6%	137
MANOR AT BLUEWATER BAY		131	6	4%	137
THE PALACE MANAGEMENT - THE PALACE AT CORAL GABLES		137			137
AMERICAN PATHOLOGY PARTNERS		136	1	1%	137
BAYFRONT HEALTH MEDICAL GROUP		106	31	23%	137
ELMHURST HOSPITAL CENTER	1	132	4	3%	137
CONSULATE HEALTH CARE OF MELBOURNE		136			136
PALM GARDEN OF CLEARWATER		132	4	3%	136
EAST LAKE PEDIATRICS		97	39	29%	136
Heritage Healthcare at Tallahassee		135	1	1%	136
STARKE FAMILY MEDICAL CENTER		117	18	13%	135
CITRUS HEALTH AND REHAB		116	19	14%	135
IRL MARKET LAB ALACHUA		104	31	23%	135
REGENTS PARK AT AVENTURA		133	1	1%	134
PALM HARBOR PHARMACY		113	21	16%	134
PALM BEACH COUNTY HEALTH DEPT LAB	1	131	2	1%	134
AVENTURA REHAB AND NURSING CENTER		134			134
FLORIDA DEPARTMENT OF HEALTH		115	19	14%	134
FL HUD DESTIN, LLC D/B/A GRAND BOULEVARD HEALTH		127	6	5%	133
COMMUNITY HEALTH AND REHABILITATION CENTER		128	5	4%	133
MICHAEL A MIDDLETON MD PA□		131	2	2%	133
CARENOW	2	84	47	35%	133
PORT ST LUCIE REHABILITATION AND HEALTHCARE		98	35	26%	133

COVID-19: testing by laboratory

Data through Dec 3, 2020 verified as of Dec 4, 2020 at 09:25 AM

Data in this report are provisional and subject to change.

The numbers in the table below represent the number of Florida and non-Florida residents for whom test results were received by the Department of Health. A person can be tested by more than one laboratory and can have both positive and negative results. **Therefore, the sum of the numbers in each column will be larger than the total number of people tested.**

Reporting lab	Inconclusive	Negative	Positive	Percent positive	Total
THE REHABILITATION CENTER OF LAKE CITY		127	5	4%	132
EDGEWATER AT WATERMAN VILLAGE,THE		132			132
LAB CORP	1	85	46	35%	132
HEATHER HILL HEALTHCARE CENTER		127	5	4%	132
VRL EUROFINs		130	2	2%	132
LABORATORY OF FLORIDA		82	50	38%	132
ORLANDO HEALTH EMERGENCY DEPARTMENT		125	7	5%	132
CAYUGA MEDICAL CENTER AT ITHACA		128	3	2%	131
INTEGRATED REGIONAL LABORATORIES		119	12	9%	131
ADVENT HEALTH CENTRA CARE - DELAND		28	103	79%	131
MEDFAST URGENT CARE CENTER - SARNO		2	128	98%	130
BREVARD HEALTH ALLIANCE		5	125	96%	130
FORT WALTON REHABILITATION CENTER		95	35	27%	130
DAVID SCOTT MADWAR MD PA□		118	12	9%	130
GENE BY GENE		61	68	53%	129
ALLSOUTH URGENT CARE			129	100%	129
PALM BAY HOSPITAL		3	126	98%	129
BMHSI-AEL MICROBIOLOGY LABORATORY	2	102	25	19%	129
HOMESTEAD MANOR		128	1	1%	129
Consulate Health Care of North Fort Myers		127	1	1%	128
PADDOCK RIDGE		128			128
KISSIMMEE FACILITY OPERATIONS LLC		125	3	2%	128
CENTRACARE		17	111	87%	128
HUNT CLUB PEDIATRIC ASSOCIATES, P.A.		106	21	17%	127
MEDFAST URGENT CARE CENTER - TITUSVILLE			127	100%	127
REFUAH HEALTH CENTER LABORATORY		124	3	2%	127
ARBOR FACILITY INC		127			127
Rehabilitation Center for Park Place LLC		124	2	2%	126
SILVERCREST HEALTH AND REHABILITATION CENTER	3	120	2	2%	125
Consulate Healthcare of West Palm Beach		118	7	6%	125
PHYSICIAN ASSOCIATES		109	15	12%	124
THE CLUB AND REHABILITATION CENTER		123	1	1%	124
ALL SEASONS NAPLES LLC□		124			124
HOPE HOSPICE AND COMMUNITY SERVICES INC	2	119	3	2%	124
ADVENT HEALTH CENTRA CARE - LONGWOOD		22	102	82%	124
MILLENNIUM LAB SERVICES			123	100%	123
PALM GARDEN OF WINTER HAVEN		108	14	11%	122
LIFE CARE CENTER OF ALTAMONTE SPRINGS		102	20	16%	122
KETAMINE HEALTH CENTERS LLC		112	10	8%	122
AMERICAN FINNISH NURSING HOME	1	121			122
PARKVIEW HEALTH		121			121
GENETWORKX		17	104	86%	121
PARRISH MEDICAL CENTER		37	84	69%	121
GRAVITY DIAGNOSTICS, LLC		35	86	71%	121
COCOA BEACH/ADVENT CENTRA		6	114	95%	120
TRI-COUNTY NURSING HOME		114	6	5%	120
FHMG-FLORIDA HOSPITAL MEDICAL GROUP		101	19	16%	120

COVID-19: testing by laboratory

Data through Dec 3, 2020 verified as of Dec 4, 2020 at 09:25 AM

Data in this report are provisional and subject to change.

The numbers in the table below represent the number of Florida and non-Florida residents for whom test results were received by the Department of Health. A person can be tested by more than one laboratory and can have both positive and negative results. **Therefore, the sum of the numbers in each column will be larger than the total number of people tested.**

Reporting lab	Inconclusive	Negative	Positive	Percent positive	Total
ADVANCED MEDICAL CENTER		86	33	28%	119
OCALA FAMILY MEDICAL CENTER INC		103	16	13%	119
DXTERITY DIAGNOSTICS	1	114	3	3%	118
MATHISON RETIREMENT COMMUNITY		114	4	3%	118
GOOD SAMARITAN SOCIETY-DAYTONA		117	1	1%	118
PruittHealth Santa Rosa		115	3	3%	118
BAYSIDE HEALTH AND REHABILITATION CENTER		118			118
NEIGHBORHOOD MEDICAL CENTER		112	5	4%	117
MIDWAY SPECIATLY CARE CENTER		52	64	55%	116
SEA BREEZE REHAB AND NURSING CENTER☐		114	2	2%	116
ST CLOUD REGIONAL MEDICAL CENTER CLINICAL LAB		85	30	26%	115
TARPON POINT NURSING AND REHABILITATION CENTER		115			115
UNITED CLINICAL LABORATORIES		106	9	8%	115
MATHISON RETIREMENT COMMUNITY, INC		114	1	1%	115
PROJECT HEALTH, INC SUMTERVILLE		102	12	11%	114
TERRACES OF LAKE WORTH CARE CENTER☐		112			112
Governors Creek Health and Rehabilitation	1	109	2	2%	112
ADVENTHEALTH EXPRESS CARE		42	70	63%	112
ARTHREX MEDICAL CENTER		45	67	60%	112
ALLIED HEALTH FORT PIERCE		112			112
COASTAL HEALTH AND REHAB		110	2	2%	112
MEDFAST URGENT CARE CENTER - COCOA BEACH			111	100%	111
SILVER CREEK SENIOR LIVING COMMUNITY		111			111
J AND G MEDICAL GROUP LLC		95	16	14%	111
TREE HOUSE PEDIATRICS PLLC		104	7	6%	111
GESSLER CLINIC PA		89	22	20%	111
REGENCY CARE OF BLOUNTSTOWN LLC		105	5	5%	110
CENTRA CARE - HUNTER'S CREEK		52	58	53%	110
HILLSBOROUGH COUNTY DEVELOPMENTAL CTR☐	1	108			109
NORTH FL SOUTH GA HCS-MALCOM RANDALL VAMC			109	100%	109
CAPE CANAVERAL HOSPITAL			109	100%	109
BLUE MED CONSULTANTS		104	5	5%	109
SERANADES BY SONATA WEST ORANGE		100	9	8%	109
LONGWOOD HEALTH AND REHABILITATION CENTER		103	6	6%	109
Sunset Point Center		108	1	1%	109
BAYFRONT HEALTH ER PINELLAS PARK	1	71	37	34%	109
AMERICAN RESEARCH LABS		4	104	96%	108
BOND URGENT CARE LLC		79	29	27%	108
SUWANNEE VALLEY NURSING CENTER		106	2	2%	108
ADVENT HEALTH CENTRA CARE - AZALEA PARK		91	16	15%	107
TUSCAN GARDENS OF VENETIA MANAGEMENT COMPANY		106	1	1%	107
UCC - WELLINGTON			107	100%	107
MOBILE INFIRMARY MED CENTER PATH LAB		95	11	10%	106
GRAND OAKS HEALTH & REHABILITATION		106			106
PROVIDENCE HOSPITAL LABORATORY		101	5	5%	106
EVANS HEALTH CARE		104	2	2%	106
GLADES HEALTH CARE CENTER		104	1	1%	105

COVID-19: testing by laboratory

Data through Dec 3, 2020 verified as of Dec 4, 2020 at 09:25 AM

Data in this report are provisional and subject to change.

The numbers in the table below represent the number of Florida and non-Florida residents for whom test results were received by the Department of Health. A person can be tested by more than one laboratory and can have both positive and negative results. **Therefore, the sum of the numbers in each column will be larger than the total number of people tested.**

Reporting lab	Inconclusive	Negative	Positive	Percent positive	Total
MEDFAST URGENT CARE - EDGEWATER		2	103	98%	105
LabCorp L#09258090 M#09258105		71	34	32%	105
LITTLE PINE PEDIATRICS		81	23	22%	104
COQUINA CENTER		103	1	1%	104
ADVENT HEALTH CENTRA CARE - BRANDON		29	75	72%	104
BAY VIEW HEALTHCARE		85	19	18%	104
MINUTECLINIC DIAGNOSTIC OF RHODE ISLAND, LLC #729		100	4	4%	104
PERSONALIZED GENETIC TESTING		19	84	82%	103
GRAVITY DIAGNOSTICS		42	61	59%	103
SABAL DIRECT PRIMARY CARE, PA		91	12	12%	103
ADVENT HEALTH CENTRA CARE - SANFORD		28	75	73%	103
CLINICAL PATHOLOGY LABS		2	101	98%	103
HEART OF FLORIDA REGIONAL MED CTR		32	71	69%	103
ST CATHERINE'S WEST REHABILITATION HOSPITAL		102	1	1%	103
BUFFALO CROSSING HEALTHCARE & REHABILITATION CTR		101	2	2%	103
UNIVERSITY MEDICAL CENTER SUITES		90	12	12%	102
NORTHEAST FLORIDA NEUROLOGY CLINICS, INC		90	12	12%	102
CHARTER SENIOR LIVING OF PANAMA CITY BEACH		93	9	9%	102
POINT WASHINGTON MEDICAL CLINIC		1	101	99%	102
FLORIDA KEYS PEDIATRICS & ADOLESCENT CENTER		99	3	3%	102
Whispering Oaks	5	92	4	4%	101
ADVENT HEALTH CENTRA CARE		1	99	99%	100
COMMUNITY HEALTH CENTERS OF PINELLAS INC		1	99	99%	100
Consulate Health Care of Port Charlotte		98	2	2%	100
DOCTOR'S IN HOUSE LABORATORY		13	87	87%	100
CARENOW URGENT CARE – FORT PIERCE		86	13	13%	99
WOODBIDGE FACILITY INC		98	1	1%	99
ADVENT HEALTH CENTRA CARE - WINTER HAVEN		30	69	70%	99
SUNFLOWER SPRINGS ASSISTED LIVING		96	3	3%	99
EPN URGENT CARE		8	91	92%	99
ASTON GARDENS AT PELICAN MARSH		98	1	1%	99
ARCADIA HEALTH AND REHABILITATION CENTER		99			99
MARION E FETHER MEDICAL CENTER, THE		93	5	5%	98
TRENTON MEDICAL CENTER INC DBA PALMS MEDICAL GROUP	2	81	15	15%	98
MEDFAST URGENT CARE CENTER - WICKHAM			98	100%	98
CENTRAL FLORIDA HEALTH CARE		46	52	53%	98
SHOAL CREEK REHABILITATION CENTER		71	27	28%	98
HEALTH CENTERS AT BRENTWOOD		96	1	1%	97
WIMAUMA COMMUNITY HEALTH CENTER		77	20	21%	97
FLORIDA COMMUNITY HEALTH CENTERS INC			97	100%	97
PEDIATRIC ASSOCIATES ORLANDO		82	14	15%	96
OAKBROOK HEALTH AND REHABILITATION CENTER	1	95			96
GOLD CHOICE SENIOR COMMUNITIES		73	23	24%	96
BAYSHORE MEMORY CARE		96			96
GLOBAL CENTRAL LABS AT PPD	2	87	6	6%	95
VISTA MANOR		92	3	3%	95
THE TERRACE OF KISSIMMEE		80	15	16%	95

COVID-19: testing by laboratory

Data through Dec 3, 2020 verified as of Dec 4, 2020 at 09:25 AM

Data in this report are provisional and subject to change.

The numbers in the table below represent the number of Florida and non-Florida residents for whom test results were received by the Department of Health. A person can be tested by more than one laboratory and can have both positive and negative results. **Therefore, the sum of the numbers in each column will be larger than the total number of people tested.**

Reporting lab	Inconclusive	Negative	Positive	Percent positive	Total
MEADOWCREST FAMILY PHYSICIANS		69	26	27%	95
Timberidge Center for Rehabilitation and Healing		73	22	23%	95
Gulf Coast Healthcare (Longwood Health and Rehab		95			95
Parkview Rehabilitation Center at Winter Park		92	3	3%	95
DIAGNOSTIC SOLUTIONS		3	91	97%	94
DEPARTMENT OF HEALTH & HUMAN SERVICES		94			94
PHYSICIANS REGIONAL CLINIC		82	12	13%	94
Chatham Glen Healthcare and Rehabilitation Center		94			94
ABBOTT LABORATORIES		61	33	35%	94
SEMINOLE NURSING PAVILION		86	7	8%	93
PRIMECARE OF DOTHAN		62	31	33%	93
SARNO EXTENDED HOURS		51	42	45%	93
ISLAND HEALTH AND REHABILITATION CENTER		93			93
NCRNC INC		90	2	2%	92
THE PALACE NURSING AND REHABILITATION CENTER		92			92
FLORIDA HEALTH CARE PLANS			91	100%	91
INN AT ASTON GARDENS, THE		90	1	1%	91
FELLOWSHIP HOME AT THE FAIRWAY LLC		91			91
UNIVERSITY OF MIAMI		1	90	99%	91
CARRINGTON PLACE OF ST PETE LLC		90	1	1%	91
CYPRESS VILLAGE		89	2	2%	91
FAIR HAVENS CENTER, OPCO		89	2	2%	91
DEVANSH LAB WERKS INC		77	14	15%	91
AYERS HEALTH & REHABILITATION CENTER		90			90
ADVENT HEALTH CENTRA CARE - TEMPLE TERRACE		38	52	58%	90
SEMINOLE COUNTY HEALTH DEPARTMENT		73	17	19%	90
NORTH FLORIDA PEDIATRICS - MARIANNA		65	25	28%	90
ADVENT HEALTH CENTRA CARE - WATERMAN		78	11	12%	89
LONGWOOD FAMILY PRACTICE		75	14	16%	89
JEFFERY WEINZWEIG		2	87	98%	89
PREMIER URGENT CARE OF BREVARD		2	87	98%	89
HOLY CROSS HOSPITAL		12	77	87%	89
SOLARIS HEALTHCARE DAYTONA		89			89
ADVENTHEALTH MEDICAL GROUP PROMPT CARE		73	16	18%	89
MONTEFIORE MEDICAL CENTER LABORATORIES - MOSES		81	7	8%	88
SOLARIS HEALTHCARE OSCEOLA		85	3	3%	88
SOUTH BALDWIN REGIONAL MEDICAL CENTER		84	4	5%	88
AVERO DIAGNOSTICS		64	24	27%	88
GOVERNOR'S CREEK HEALTH & REHABILITATION		87	1	1%	88
SAINTS 120 LLC	1	87			88
PACIFIC ANALYTICS			88	100%	88
TRADITION MEDICAL CENTER LABORATORY		48	39	45%	87
BRANDON HEALTH AND REHABILITATION CENTER	1	85	1	1%	87
TIFFANY HALL NURSING AND REHAB CENTER		87			87
NEW YORK CITY DEPARTMENT OF HEALTH & MENTAL		82	5	6%	87
TUSCAN GARDENS OF PALM COAST		86	1	1%	87
MEYER PEDIATRICS		75	11	13%	86

COVID-19: testing by laboratory

Data through Dec 3, 2020 verified as of Dec 4, 2020 at 09:25 AM

Data in this report are provisional and subject to change.

The numbers in the table below represent the number of Florida and non-Florida residents for whom test results were received by the Department of Health. A person can be tested by more than one laboratory and can have both positive and negative results. **Therefore, the sum of the numbers in each column will be larger than the total number of people tested.**

Reporting lab	Inconclusive	Negative	Positive	Percent positive	Total
WESTCHESTER MEDICAL CENTER		85	1	1%	86
WHITE PLAINS HOSPITAL CENTER LAB		86			86
SMILEY MEDICAL GROUP		59	27	31%	86
FINLAY CLINICAL LABORATORY		26	59	69%	85
EXOSOME DIAGNOSTICS		80	5	6%	85
READY RESPONDERS FLORIDA, PLLC		76	9	11%	85
AVECINA MOBILE		77	8	9%	85
ABBIEJEAN RUSSELL CARE CENTER		85			85
W. FRANK WELLS NURSING HOME		84	1	1%	85
REHABILITATION CENTER OF LAKE CITY, TH		83	2	2%	85
NAVY HOSPITAL			85	100%	85
SURREY PLACE CARE CENTER		80	5	6%	85
ADVENT HEALTH CENTRA CARE - CITRUS PARK		8	76	90%	84
PROVISTA DIAGNOSTICS, INC		83	1	1%	84
FAST TRACK URGENT CARE CENTER - RIVERVIEW			84	100%	84
PINES OF SARASOTA GARDEN		84			84
FIRST CHOICE PEDIATRICS		75	9	11%	84
AFC URGENT CARE TYRONE		2	82	98%	84
ADVENT HEALTH CENTRA CARE - SOUTH ORANGE		69	14	17%	83
BAYA POINTE NURSING AND REHABILITATION		1	82	99%	83
AFC URGENT CARE SEMINOLE			83	100%	83
MIAMI JEWISH HEALTH SYSTEMS, INC	1	77	5	6%	83
EAST LAKE PEDIATRICS PA		76	7	8%	83
KALEIDA HEALTH CENTER FOR LABORATORY		78	5	6%	83
ST. CLOUD REGIONAL MEDICAL CENTER		77	5	6%	82
PIONEER CLINICAL LAB, LLC		70	12	15%	82
THE PAVILION FOR HEALTH CARE		72	10	12%	82
HURLBURT FIELD CLINIC		39	43	52%	82
OCEAN REEF MEDICAL CENTER		74	8	10%	82
VITAS HEALTHCARE CORP OF CENTRAL FL		81	1	1%	82
FAST TRACK URGENT CARE CENTER - WESTCHASE			82	100%	82
LAB		29	53	65%	82
LIFE CARE CENTER OF WINTER HAVEN		69	12	15%	81
DIGNITY HEALING, LLC		80	1	1%	81
OAKS OF KISSIMMEE HEALTH AND REHABILITATION CENTER		81			81
YOUR FAMILY WALK-IN CLINIC			81	100%	81
QUICK CARE MED PL CR		77	3	4%	80
MANOR CARE OF NAPLES FL LLC		80			80
BOCA RATON REHABILITATION CENTER		76	3	4%	79
WEDGEWOOD HEALTHCARE CENTER		76	3	4%	79
RIVERS FAMILY MEDICINE PA		72	7	9%	79
LAKESIDE NEUROLOGIC		75	4	5%	79
HERON CLUB AT PRESTANCIA		77	2	3%	79
Solaris Healthcare Coconut Creek		78	1	1%	79
MV MEDICAL PRACTICE DBA PRIMARY URGENT CARE		76	2	3%	78
EDGEWATER AT WATERMAN VILLAGE		78			78
AMELIA EXPRESS CARE LLC		63	15	19%	78

COVID-19: testing by laboratory

Data through Dec 3, 2020 verified as of Dec 4, 2020 at 09:25 AM

Data in this report are provisional and subject to change.

The numbers in the table below represent the number of Florida and non-Florida residents for whom test results were received by the Department of Health. A person can be tested by more than one laboratory and can have both positive and negative results. **Therefore, the sum of the numbers in each column will be larger than the total number of people tested.**

Reporting lab	Inconclusive	Negative	Positive	Percent positive	Total
EVENT MED SERVICES LABORATORY		78			78
SOLARIS HEALTHCARE IMPERIAL		76	2	3%	78
AMBULATORY SURGERY CENTER OF BOCA RATON LTD		78			78
NITE LITE PEDIATRICS – JACKSONVILLE		76	2	3%	78
VETERANS AFFAIRS MEDICAL CENTER - PALO ALTO		28	50	64%	78
CAREMOUNT MEDICAL - PATHOLOGY		75	2	3%	77
TRUE NORTH HEALTH NAVIGATION LLC DBA DISPATCHHEALTH	1	60	16	21%	77
ORANGE CITY NURSING AND REHAB		75	2	3%	77
CBS LABS OF TAMPA LLC		3	74	96%	77
DYNAMIC MEDICAL USA			76	100%	76
TRINITY REGIONAL REHAB CENTER		75	1	1%	76
THE PALACE AT HOMESTEAD		75	1	1%	76
UNIVERSITY HEALTH SYSTEM INC		69	7	9%	76
ST MARK ASSISTED LIVING CENTER	1	63	11	15%	75
NSPIRE HEALTHCARE TAMARAC		74	1	1%	75
NOMIHEALTH LAB SERVICES		6	69	92%	75
PEDIATRICS OF GREATER ORLANDO		67	8	11%	75
FAST TRACK URGENT CARE CENTER - SOUTH TAMPA			74	100%	74
WINDSOR REFLECTIONS		74			74
VIERA HOSPITAL			74	100%	74
BOSTON RED SOX CLUB LP		74			74
NOAH CLINICAL LABORATORY		63	11	15%	74
HEALTH CARE DISTRICT OF PALM BEACH COUNTY MAIN OFFICE	1	9	63	86%	73
THE COURTYARD ASSISTED LIVING		70	3	4%	73
SCOTT LAKE HEALTH AND REHABILITATION CENTER		71	2	3%	73
ADVENT HEALTH - PALM HARBOR ER		58	15	21%	73
LASER & SURGERY CENTER OF THE PALM BEACHES☐		73			73
RDV SPORTSPLEX PEDIATRICS		59	14	19%	73
CONSULATE HEALTH CARE – LAKE MARY		72	1	1%	73
KEYS MEDICAL GROUP			72	100%	72
FHMG FLORIDA HOSPITAL MEDICAL GROUP		59	13	18%	72
FIRST CHOICE PRIMARY CARE		55	17	24%	72
DOCTORS MEMORIAL HOSPITAL		30	42	58%	72
SOLARIS HEALTHCARE LAKE CITY		42	30	42%	72
HIALEAH SHORES NURSING AND REHAB CENTER		69	2	3%	71
FLAGLER COUNTY HEALTH DEPARTMENT		61	10	14%	71
ADVANCED LAB		67	4	6%	71
CONSULATE HEALTH CARE OF SARASOTA☐		71			71
AMMON LABS		61	10	14%	71
BAY TREE CARE AND REHABILITATION CENTER		70	1	1%	71
Madison Health and Rehabilitation Center		41	30	42%	71
DIAGNOSTIC LABORATORY OF OKLAHOMA		57	13	19%	70
CATHOLIC HEALTH SYSTEM DEPT LABORATORY		69	1	1%	70
MAGNOLIA DIAGNOSTIC		1	69	99%	70
QPS, LLC		69	1	1%	70
Highlands Regional Hospital		63	7	10%	70
JOHN KNOX VILLAGE OF FLORIDA ALF	1	69			70

COVID-19: testing by laboratory

Data through Dec 3, 2020 verified as of Dec 4, 2020 at 09:25 AM

Data in this report are provisional and subject to change.

The numbers in the table below represent the number of Florida and non-Florida residents for whom test results were received by the Department of Health. A person can be tested by more than one laboratory and can have both positive and negative results. **Therefore, the sum of the numbers in each column will be larger than the total number of people tested.**

Reporting lab	Inconclusive	Negative	Positive	Percent positive	Total
SUNCOAST COMMUNITY HEALTH CENTERS PEDIATRICS		21	49	70%	70
HAVEN OF OUR LADY OF PEACE INC		70			70
HIGHLANDS MEDICAL CENTER		68	2	3%	70
MINUTECLINIC LLC #3705		63	6	9%	69
HERITAGE HEALTHCARE AND REHABILITATION CENTER		69			69
CRONOS CLINICAL LABORATORY	1	66	2	3%	69
VILLAGE DOCTORS OF KEYSTONE		57	12	17%	69
FIRST CHOICE PEDIATRICS SEMORAN		65	4	6%	69
SIMED LABORATORY		57	12	17%	69
ADVENT HEALTH - ORLANDO		59	10	14%	69
SOUTH BALDWIN MEDICAL CENTER GULF SHORES		57	12	17%	69
ADVENT HEALTH CENTRA CARE - ORANGE CITY		4	65	94%	69
BROWARD HEALTH MEDICAL CENTER		3	66	96%	69
SARAPATH DIAGNOSTICS			69	100%	69
DELTONA HEALTH CARE		55	14	20%	69
BROWARD HEALTH CORAL SPRINGS EPIDEMIOLOGY DEPT		1	67	99%	68
SUNCOAST OPTIMAL WELLNESS		23	45	66%	68
GRANDE, THE		65	3	4%	68
MD 365 MEDICAL CARE		67	1	1%	68
MEDFAST URGENT CARE CENTERS LLC		12	56	82%	68
LOOP PEDIATRICS PA		62	6	9%	68
MACTOWN, INC		67			67
AMELIA MEDICAL CARE		2	65	97%	67
AEL- MEMPHIS		17	50	75%	67
DAYSPRING VILLAGE		66	1	1%	67
MEDEX MEDICAL EXPRESS OF PALATKA			66	100%	66
ManorCare Health Services-Palm Harbor		66			66
TREASURE COAST MEDICAL ASSOCIATES		1	65	98%	66
HEARTLAND PEDIATRICS OF LAKE WALES		59	7	11%	66
PROMEDICA LABORATORIES		20	46	70%	66
VILLAS OF HOLLY BROOK - BRADENTON 14TH		66			66
LAKEVIEW TERRACE RETIREMENT COMMUNITY		64	1	2%	65
Oakhurst Center		65			65
FINLAY CLINICAL LABORATORY INC		28	37	57%	65
JACKSONVILLE NURSING AND REHAB CENTER		65			65
ANCIENT CITY PEDIATRICS		64	1	2%	65
LIFE BRITE		64	1	2%	65
THE WELLNESS CENTER AT LAKEWOOD RANCH			65	100%	65
STONY BROOK UNIVERSITY MEDICAL CENTER		57	7	11%	64
SOUTH GEORGIA MEDICAL CENTER		48	16	25%	64
SIGNATURE HEALTHCARE OF PORT CHARLOTTE		64			64
ERIE COUNTY MEDICAL CTR CLINICAL LABS		63	1	2%	64
ADVENT HEALTH CENTRA CARE - WINTER GARDEN		12	52	81%	64
JACKSONVILLE KIDS PEDIATRICS, PLLC		55	9	14%	64
MIAMI SHORES NURSING & REHAB		64			64
HAVEN OF OUR LADY OF PEACE		64			64
WELLOW URGENT CARE PC		64			64

COVID-19: testing by laboratory

Data through Dec 3, 2020 verified as of Dec 4, 2020 at 09:25 AM

Data in this report are provisional and subject to change.

The numbers in the table below represent the number of Florida and non-Florida residents for whom test results were received by the Department of Health. A person can be tested by more than one laboratory and can have both positive and negative results. **Therefore, the sum of the numbers in each column will be larger than the total number of people tested.**

Reporting lab	Inconclusive	Negative	Positive	Percent positive	Total
AFC URGENT CARE FAMILY CARE			63	100%	63
FLORIDA HEALTH CARE PLAN INC		2	61	97%	63
SEASIDE HEALTH AND REHABILITATION CENTER		8	55	87%	63
OUT OF STATE		40	23	37%	63
WADSWORTH HEALTH CENTER		60	3	5%	63
PINELLAS CARE CENTER		45	18	29%	63
WATERMARK LAKE POINTE WOODS LLC		63			63
PLANTATION GENERAL HOSPITAL CLINICAL LAB		26	37	59%	63
EISENHOWER ARMY MEDICAL CENTER		59	4	6%	63
Bayside Health and Rehabilitation		62	1	2%	63
HEALTH FIRST - PALM BAY HOSPITAL		2	61	97%	63
APC PEDIATRICS AT RYE ROAD MEDICAL PARK		63			63
NATIONS BEST FAMILY HEALTH CARE		25	38	60%	63
JOSEPH L MORSE GERIATRIC CENTER	2	59	1	2%	62
RIDGEWOOD DIAGNOSTIC LABORATORY		60	2	3%	62
ASSOCIATED CLINICAL LABORATORIES		57	5	8%	62
CLYDE E LASSEN STATE VETERANS NURSING HOME		56	6	10%	62
SUN COUNTRY PEDIATRICS PLLC	5	53	4	6%	62
LABFIRST - DEPARTMENT OF PATHOLOGY		61	1	2%	62
AMERICA'S PHARMACY LLC		55	6	10%	61
MEDICAL CENTER CLINIC-IMMEDIATE CARE		56	5	8%	61
MIDWAY PRIMARY CARE, LLC		61			61
LAB PLUS, LLC AT SAINT THOMAS WEST HOSPITAL		47	14	23%	61
AFC URGENT CARE		29	32	52%	61
FLOMEDILAB		19	42	69%	61
CL BRUMBACK PRIMARY CARE CLINICS		16	45	74%	61
BOCA GRANDE HEALTH CLINIC		58	3	5%	61
EMERALD COAST HOSPICE		60	1	2%	61
NEMOURS CHILDREN'S PRIMARY CARE		51	10	16%	61
CITRUS MEMORIAL HEALTH SYSTEM LAB		2	59	97%	61
LAKE VIEW CARE CENTER AT DELRAY		59	1	2%	60
DE LUNA HEALTH AND REHABILITATION CENTER		60			60
EXACT SCIENCES LABORATORIES, LLC		15	45	75%	60
FAST TRACK URGENT CARE CENTER - BRANDON			60	100%	60
PLAZA OF HALLANDALE BEACH		59			59
CONEY ISLAND HOSPITAL		58	1	2%	59
Solaris Healthcare Lake Bennet		52	7	12%	59
ADVENT HEALTH CENTRA CARE - KISSIMMEE		25	34	58%	59
VRL EUROFINs - DALLAS		56	3	5%	59
INTERNAL LAB		50	8	14%	58
F&T MEDICAL RESEARCH, INC		58			58
Advent health care center Celebration		56	2	3%	58
MOLECULAR TESTING LABS		25	33	57%	58
MIAMI BEACH COMMUNITY HEALTH CENTER			58	100%	58
STONY BROOK SOUTHAMPTON		57	1	2%	58
HUNTSVILLE HOSPITAL LABORATORY		43	15	26%	58
CENTRAL BALDWIN IMMEDIATE CARE & FAMILY PRACTICE		45	13	22%	58

COVID-19: testing by laboratory

Data through Dec 3, 2020 verified as of Dec 4, 2020 at 09:25 AM

Data in this report are provisional and subject to change.

The numbers in the table below represent the number of Florida and non-Florida residents for whom test results were received by the Department of Health. A person can be tested by more than one laboratory and can have both positive and negative results. **Therefore, the sum of the numbers in each column will be larger than the total number of people tested.**

Reporting lab	Inconclusive	Negative	Positive	Percent positive	Total
THE CANOPY AT BERRYHILL		58			58
CENTERSTONE OF FLORIDA☐		55	3	5%	58
MINUTECLINIC DIAGNOSTIC OF SOUTH CAROLINA, LLC		52	6	10%	58
ASCENSION MEDICAL GROUP		1	56	98%	57
QUEENS HOSPITAL CENTER		56	1	2%	57
ADVENT HEALTH CENTRA CARE - POINCIANA		19	38	67%	57
ASCENSION SACRED HEART BAY LABORATORY		54	3	5%	57
24/7 PEDIATRIC CARE CENTERS INC		54	3	5%	57
SPRINGS AT LAKE POINTE WOODS		57			57
EAST ALABAMA MEDICAL CENTER LABORATORY		49	8	14%	57
PALMS MEDICAL GROUP HIGH SPRINGS		51	6	11%	57
ST VINCENT'S BIRMINGHAM		55	2	4%	57
MORSELIFE MEMORY CARE RESIDENCE		56	1	2%	57
KAPG FLEMING ISLAND SENIOR HOUSING OPCO LLC	1	56			57
AMERICAN FAMILY MEDICAL		48	9	16%	57
MILLENIUM PHYSICIANS GROUP		1	56	98%	57
Concordia Village of Tampa AL		56			56
MILLER BIOCONNECT		43	13	23%	56
ISLAND COAST PEDIATRICS		55	1	2%	56
ATRIUM AT LIBERTY PARK☐		55	1	2%	56
KORGENE LAB		18	38	68%	56
BAY VUE NURSING AND REHABILITATION CENTER		54	1	2%	55
AFC URGENT CARE CLEARWATER		22	33	60%	55
SONATA HUNTERS CREEK		47	8	15%	55
MEMORY CARE OF NAPLES		55			55
NORTH PORT REHABILITATION AND NURSING CENTER☐		54	1	2%	55
SUPERIOR RESIDENCES OF PANAMA CITY BEA		55			55
ROSECASTLE OF ZEPHRHILLS		52	2	4%	54
EMBRY RIDDLE AERONAUTICAL UNIVERSITY HEALTH SERVICES			54	100%	54
SARASOTA CO. HEALTH DEPT # 58		40	14	26%	54
BIODESIX, INC.		42	12	22%	54
CLERMONT HEALTH AND REHAB		40	14	26%	54
UNITED LABORATORY SERVICES CORPORATION		38	16	30%	54
VILLAGE PLACE NH LLC☐		39	15	28%	54
TIFFANY HALL NURSING AND REHAB		44	10	19%	54
MD LABS		31	22	42%	53
POINTE, THE		51	2	4%	53
PHYSICIANS PRIMARY CARE LAB		38	15	28%	53
ADVANCED AMBULATORY SURGERY CENTER		50	3	6%	53
CENTRA CARE - CONWAY		20	33	62%	53
BENTON HOUSE AT OAKLEAF		51	2	4%	53
DOUGLAS T JACOBSON STATE VETERANS HOME		53			53
USF HEALTH MORSANI CENTER		5	48	91%	53
PHYSICIAN PARTNERS PERRY		34	19	36%	53
FAST TRACK URGENT CARE CENTER - WESLEY CHAPEL			52	100%	52
LUIS A GHIGLINO MD PA		52			52
PARKSIDE INN		52			52

COVID-19: testing by laboratory

Data through Dec 3, 2020 verified as of Dec 4, 2020 at 09:25 AM

Data in this report are provisional and subject to change.

The numbers in the table below represent the number of Florida and non-Florida residents for whom test results were received by the Department of Health. A person can be tested by more than one laboratory and can have both positive and negative results. **Therefore, the sum of the numbers in each column will be larger than the total number of people tested.**

Reporting lab	Inconclusive	Negative	Positive	Percent positive	Total
DBI HEALTH INC		50	2	4%	52
MED EXPRESS		3	49	94%	52
GENPATH			52	100%	52
MINNESOTA TWINS		50	2	4%	52
ADVENT HEALTH		49	3	6%	52
WASHINGTON REHABILITATION AND NURSING CENTER		51			51
EAGLES WATCH CLUSTER		42	9	18%	51
CHILDRENS MEDICAL ASSOCIATION		43	8	16%	51
FLORIDA DEPARTMENT OF HEALTH IN POLK COUNTY		42	9	18%	51
SPRING HILL HEALTH AND REHABILITATION CENTER		39	12	24%	51
NO FLORIDA PEDIATRICS, PA		50	1	2%	51
WIREGRASS DIRECT PRIMARY CARE PLLC		45	6	12%	51
NXGEN MDX		19	32	63%	51
MOBILE PHYSICIAN SERVICES INC		50			50
EXCEL PEDIATRICS		34	16	32%	50
VILLA MARIA WEST SKILLED NURSING FACILITY		44	6	12%	50
WHITE WILSON MEDICAL IMMEDIATE CARE NICEVILLE			50	100%	50
GATEWAY CARE CENTER		50			50
Courtyards of Orlando Care Center		50			50
MEDEXPRESS URGENT CARE - GOLDEN GATE		3	47	94%	50
DAIRY ROAD URGENT CARE		23	27	54%	50
GULFVIEW MEDICAL INSTITUTE		50			50
Solaris HealthCare Windermere		48	2	4%	50
SOLARIS SENIOR LIVING NORTH NAPLES		48	1	2%	49
ROSECASTLE OF CITRUS		49			49
GV NAPLES OPCO, LLC		49			49
USF		1	48	98%	49
CSL PLASMA		18	31	63%	49
AFC PHYSICIANS OF FLORIDA		37	11	23%	48
WILSON MEMORIAL REGIONAL MEDICAL CENTER		46	2	4%	48
BROOKDALE OVIEDO		47	1	2%	48
PHYSICIANS PRIMARY CARE OF SOUTHWEST FLORIDA		39	9	19%	48
BAY CENTER HURRICANE SHELTER		48			48
EXPRESS URGENT CARE LLC		1	47	98%	48
PATRIOT MEDICAL LABORATORIES		46	2	4%	48
BIOIQ			48	100%	48
LABCORP RTP		27	21	44%	48
NITE LITE PEDIATRICS - PORT ST. LUCIE		42	6	13%	48
GENEDX		36	11	23%	47
ADVENT HEALTH CENTRA CARE - EAST ORLANDO		21	26	55%	47
CLEVELAND CLINIC FOUNDATION		11	36	77%	47
INTERLAB		1	46	98%	47
SNH BRFL TENANT LLC		47			47
HALIFAX MEDICAL CENTER-PORT ORANGE LAB		41	6	13%	47
ALLIANCE PEDIATRICS		24	23	49%	47
ALLEGRO		47			47
SONATA BOCA RATON		47			47

COVID-19: testing by laboratory

Data through Dec 3, 2020 verified as of Dec 4, 2020 at 09:25 AM

Data in this report are provisional and subject to change.

The numbers in the table below represent the number of Florida and non-Florida residents for whom test results were received by the Department of Health. A person can be tested by more than one laboratory and can have both positive and negative results. **Therefore, the sum of the numbers in each column will be larger than the total number of people tested.**

Reporting lab	Inconclusive	Negative	Positive	Percent positive	Total
MD 365 MEDICAL CARE PLLC		47			47
PRIMARY CARE SOUTH INC			47	100%	47
PEDIATRICS IN BREVARD PA		40	7	15%	47
EAST MANATEE FAMILY	1	1	44	96%	46
SOFT CELL LABORATORIES		44	2	4%	46
HUNTINGTON HOSPITAL LABORATORY		45	1	2%	46
VETERANS AFFAIRS MEDICAL CENTER - GULF COAST		27	19	41%	46
TRINITY AL SENIOR HOUSING LLC□		44	2	4%	46
HARTFORD HEALTH SERVICES LLC		46			46
AVON PARK PEDIATRICS INC		43	3	7%	46
ST. CLOUD MEDICAL GROUP		46			46
H LEE MOFFITT CANCER CENTER MICRO		46			46
PREMIER PLACE HEALTHCARE AT THE GLENVIEW		46			46
HOBDARI FAMILY HEALTH LLC□		32	14	30%	46
IQBAL A FARUQUI MD□		39	7	15%	46
ADVENT HEALTH - PALM COAST			46	100%	46
UNIVERSITY OF CENTRAL FLORIDA HEALTH SERVICES		45			45
SOUTHPORT SQUARE HARBOUR HEALTH		45			45
ADVENTHEALTH MEDICAL GROUP FAMILY MEDICINE AT		38	7	16%	45
URGENT CARE TCMA			45	100%	45
NORTH FLORIDA PEDIATRICS PA - DUVAL		44	1	2%	45
CHILDREN'S HOSPITAL OF ALABAMA		44	1	2%	45
SUNY UPSTATE MEDICAL UNIVERSITY		41	4	9%	45
NORTH SHORE UNIVERSITY HOSPITAL LABORATORY		42	3	7%	45
ST FRANCIS HOSPITAL		39	6	13%	45
PEDIATRICS OF CENTRAL FLORIDA – SAINT CLOUD	2	40	2	5%	44
VISITING PHYSICIANS ASSOCIATION		40	4	9%	44
EAST NEW YORK DIAGNOSTIC AND TREATMENT		41	3	7%	44
ALLIANCE OF PHYSICIANS AGAINST COVID-19			44	100%	44
MOOSEHAVEN LIFE CARE CENTER		44			44
ARBOR GLEN AT ARBOR TRACE		44			44
FHMG LAKE MARY PEDS		39	5	11%	44
INDIGO MANOR□		15	29	66%	44
GULF COAST MEDICAL CENTER		42	2	5%	44
UNIVERSITY OF NORTH FLORIDA STUDENT HEALTH		41	3	7%	44
BROAD INSTITUTE CLINICAL SEQUENCING RESEARCH PLATFORM	1	39	4	9%	44
Heartland Healthcare of Ft. Myers		44			44
SANDY RIDGE CENTER FOR REHABILITATION AND HEALING		42	2	5%	44
ADVENT HEALTH CENTRA CARE - SAND LAKE		17	27	61%	44
ADVENT HEALTH - LAKE NONA		38	5	12%	43
AMEERAH LABS, LLC		32	11	26%	43
TGH URGENT CARE – SEMINOLE			43	100%	43
PINES OF SARASOTA		43			43
BORLAND GROOVER CLINIC	1	35	7	16%	43
HEALTH FIRST - CAPE CANAVERAL HOSPITAL		1	42	98%	43
BRANCH MEDICAL CLINIC			43	100%	43
LENOX HILL HOSPITAL		39	4	9%	43

COVID-19: testing by laboratory

Data through Dec 3, 2020 verified as of Dec 4, 2020 at 09:25 AM

Data in this report are provisional and subject to change.

The numbers in the table below represent the number of Florida and non-Florida residents for whom test results were received by the Department of Health. A person can be tested by more than one laboratory and can have both positive and negative results. **Therefore, the sum of the numbers in each column will be larger than the total number of people tested.**

Reporting lab	Inconclusive	Negative	Positive	Percent positive	Total
ADVENT HEALTH - LAKE MARY		35	8	19%	43
TROY REGIONAL MEDICAL CENTER		34	8	19%	42
ARCPPOINTS LABS		37	5	12%	42
QUICK CARE MED		34	8	19%	42
CHILDRENS MEDICAL ASSOCIATION PA		30	12	29%	42
WESLEY HAVEN VILLA		42			42
J FRANK AVEY MD		32	10	24%	42
CRAIG BERGER MD PL D/B/A BAY AREA EYE INSTITUTE		42			42
FAMILY EXTENDED CARE OF CENTRAL TAMPA		42			42
PHYSICIANS REGIONAL MEDICAL CENTER - PINE RIDGE		18	24	57%	42
CHILDREN MED CARE INC		40	2	5%	42
DAYSPRING SENIOR LIVING LLC		42			42
QUOTIENT SCIENCES			42	100%	42
ARBOR TRAIL		39	3	7%	42
NATURE COAST MEDICAL GROUP		37	5	12%	42
Solaris Senior Living North Naples ALF		36	5	12%	41
FLORIDA HOSPITAL NEW SMYRNA		4	37	90%	41
RITECARE MED CTR H			41	100%	41
ALTERNATIVE LIVING, INC DBA TWIN CITIES PAVILION		41			41
KENDALL REGIONAL MEDICAL CENTER LAB	3		38	93%	41
NORTH PINELLAS STATMED QUICK QUALITY CLINICS		5	36	88%	41
PEDIATRICS OF CENTRAL FLORIDA KISSI		33	8	20%	41
ADVENT HEALTH - MOUNT DORA		6	35	85%	41
Fernandina Beach Rehabilitation and Nursing Center		41			41
HARBORCHASE OF VERO BEACH		38	3	7%	41
ORLANDO HEALTH CENTER FOR REHABILITATION		41			41
SMA LAB		6	34	85%	40
Crystal Health & Rehab Center		40			40
HEALTH PARK CARE CENTER		40			40
PRIDE DIAGNOSTICS		24	16	40%	40
ORLANDO HEALTH AND REHAB CENTER		5	35	88%	40
PHYSICIANS STAT LAB INC		34	6	15%	40
ALL FLORIDA FAMILY AND SPORTS MEDICINE		35	5	13%	40
MICRO PATH LABORATORIES INC		39	1	3%	40
Sunnyside Nursing Home		37	2	5%	39
CITRUS MEMORIAL HOSPITAL			39	100%	39
WINTER GARDEN REHAB AND NURSING CENTER		39			39
RDX BIOSCIENCE			39	100%	39
FLORIDA DEPARTMENT OF HEALTH IN LAKE COUNTY		31	8	21%	39
PEDIATRIC CARE CENTER- JACKSONVILLE BEACH		11	28	72%	39
PALMS EDGE		38	1	3%	39
CLINICAL RESEARCH SEQUENCING PLATFORM		8	31	79%	39
ALTRU DIAGNOSTICS INC		34	5	13%	39
BAPTIST MEDICAL CENTER SOUTH		29	10	26%	39
BRONX LEBANON HOSPITAL-MEDICAL CENTER		36	2	5%	38
HOMEWOOD RESIDENCE AT FREEDOM PLAZA		37	1	3%	38
LECONTE MEDICAL CENTER LAB		29	9	24%	38

COVID-19: testing by laboratory

Data through Dec 3, 2020 verified as of Dec 4, 2020 at 09:25 AM

Data in this report are provisional and subject to change.

The numbers in the table below represent the number of Florida and non-Florida residents for whom test results were received by the Department of Health. A person can be tested by more than one laboratory and can have both positive and negative results. **Therefore, the sum of the numbers in each column will be larger than the total number of people tested.**

Reporting lab	Inconclusive	Negative	Positive	Percent positive	Total
ATLANTIC URGENT CARE		21	17	45%	38
RAINBOW PEDIATRICS PC LLC / BREAKFAST POINT		38			38
URGENT CARE EXPRESS LLC			38	100%	38
FIRST CHOICE URGENT CARE		10	28	74%	38
SOUTHEAST ALABAMA MEDICAL CENTER			38	100%	38
PROMPT CARE OF CENTRAL FLORIDA			38	100%	38
POPLAR HEALTHCARE PLLC	1	11	26	68%	38
FLORIDA MEDICAL CLINIC PA		35	3	8%	38
BAY COUNTY JAIL ANNEX		33	5	13%	38
The Grove Health and Rehabilitation		25	13	34%	38
FAMILY EXTENDED CARE OF WINTER HAVEN		38			38
ROCKLEDGE REGIONAL MEDICAL CENTER		30	8	21%	38
CAPITAL REGIONAL MEDICAL CENTER		2	36	95%	38
Q ANSWER LAB	1	10	27	71%	38
Cross Landings Health and Rehabilitation		38			38
CHAUTAUQUA REHABILITATION AND NURSING CENTER		36	1	3%	37
PONCE THERAPY CARE CENTER		34	3	8%	37
BOULEVARD REHABILITATION CENTER		24	13	35%	37
UNIVERSITY OF ALABAMA		34	3	8%	37
ONE MILO		37			37
BioReference Laboratories, Inc		6	31	84%	37
PRECISION HEALTH SOLUTIONS LAB		9	28	76%	37
WINDSOR OAKS		37			37
MED COMP SCIENCES			37	100%	37
FLORIDA HEALTH CARE		5	31	86%	36
ELMCROFT OF BELLA VITA		33	3	8%	36
FHMG_CTR FOR SENIOR HEALTH		31	5	14%	36
CORAL GABLES NURSING & REHABILITATION CENTER		31	5	14%	36
ADVENT HEALTH CENTRA CARE - HUNTERS CREEK		4	32	89%	36
BAY EDUCATORS WELLNESS CENTER		20	16	44%	36
FAMILY HEALTH CENTERS OF SWF LABS		22	14	39%	36
SUMMIT AT VENICE	2	34			36
REGENTS PARK OF BOCA RATON		34	2	6%	36
NEXT MOLECULAR ANALYTICS		6	30	83%	36
Margate Health and Rehabilitation Center		35	1	3%	36
NEW YORK PRESBYTERIAN - QUEENS DIAGNOSTIC		35	1	3%	36
CRUCIAL CARE EMERGENCY MEDICINE DOCTORS		30	6	17%	36
BVL/LITTLE ANGEL PEDIATRICS		36			36
PEDIATRICS BY THE SEA		35			35
P23 LABS		35			35
STEINHATCHEE FAMILY MEDICAL CENTER		31	4	11%	35
PEDIATRIC ASSOCIATES OF OCALA PA		33	2	6%	35
NO FLORIDA PEDIATRICS, PA - BRADFORD		31	4	11%	35
LAKELAND REGIONAL HEALTH LAKE MIRIAM		3	32	91%	35
PALMETTO FAMILY HEALTHCARE		8	27	77%	35
CABANA AT JENSEN DUNES, THE		35			35
BOND CLINIC PA		6	29	83%	35

COVID-19: testing by laboratory

Data through Dec 3, 2020 verified as of Dec 4, 2020 at 09:25 AM

Data in this report are provisional and subject to change.

The numbers in the table below represent the number of Florida and non-Florida residents for whom test results were received by the Department of Health. A person can be tested by more than one laboratory and can have both positive and negative results. **Therefore, the sum of the numbers in each column will be larger than the total number of people tested.**

Reporting lab	Inconclusive	Negative	Positive	Percent positive	Total
IRL		4	31	89%	35
ADVENT HEALTH - FISH MEMORIAL		2	33	94%	35
AMA MEDICAL GROUP LLC		30	5	14%	35
A COUNTRY PLACE ASSISTED LIVING FACILITY		35			35
PLYMOUTH HOME FOR ADULTS, INC.	7	27	1	3%	35
ROCHESTER GENERAL HOSPITAL LABORATORY		34	1	3%	35
BAYSHORE PATHOLOGY		34	1	3%	35
CENTRA CARE – APOPKA			35	100%	35
Guardian Care Nursing and Rehabilitation Center		35			35
ISLAND URGENT CARE PLLC DBA AFC URGENT CARE		34	1	3%	35
PALM RIVER COMMUNITY HEALTH CENTER		29	5	15%	34
ALTAMONTE PEDIATRIC ASSOCIATES		30	4	12%	34
INTERLACHEN PEDIATRICS PA		33	1	3%	34
SARATOGA HOSPITAL LABORATORY		32	2	6%	34
EXPERTUS LABORATORIES INC		13	21	62%	34
HUNT CLUB PEDIATRIC ASSOCIATES PA		28	6	18%	34
DOH-WEST PALM BEACH BRANCH LABORATORY		2	32	94%	34
S-H THIRTY-FIVE OPCO- PORT ST LUCIE, LLC	1	33			34
REDI-MED WALK-IN FAMILY CARE			34	100%	34
LOURDES HOSPITAL INC		32	2	6%	34
BOND CLINIC		3	30	91%	33
FG RAPID RESULTS		25	8	24%	33
ACCURATE DIAGNOSTIC LAB		32	1	3%	33
Kensington Gardens		33			33
CHERRY OAK PALM BEACH COUNTY		33			33
TGH URGENT CARE – TYRONE		1	32	97%	33
KAPG ST AUGUSTINE SENIOR HOUSING OPCO LLC		33			33
PINNACLES PEDS CARE PA		33			33
AYERS NURSING AND REHABILITATION CENTER		33			33
AHSE ROP		32	1	3%	33
GOOD SAMARITAN CENTER		33			33
SANFORD MOBILE LAB PGA TOUR		32	1	3%	33
FOUNTAIN INN NURSING & REHABILITATION CTR, INC		30	2	6%	32
ST. MARYS MEDICAL CENTER		1	31	97%	32
WESTMINSTER ST AUGUSTINE		32			32
PALMS FACILITY INC		32			32
BIOFIRE		7	25	78%	32
ADVENT HEALTH - ALTAMONTE SPRINGS		27	5	16%	32
PARAMOUNT URGENT CARE INC		12	20	63%	32
MEDEXPRESS URGENT CARE CORAL SPRINGS			32	100%	32
REDI MED LLC			32	100%	32
RASHDA ALBIBI M.D. P.A.		30	2	6%	32
QHC UPSTATE MEDICAL PC		27	5	16%	32
ADVENTIST HEALTH SYSTEM FLORIDA		25	7	22%	32
BENTON HOUSE OF ST. JOHNS		32			32
ST AUGUSTINE PEDIATRIC ASSOC		30	2	6%	32
JUPITER MEDICAL CENTER URGENT CARE			32	100%	32

COVID-19: testing by laboratory

Data through Dec 3, 2020 verified as of Dec 4, 2020 at 09:25 AM

Data in this report are provisional and subject to change.

The numbers in the table below represent the number of Florida and non-Florida residents for whom test results were received by the Department of Health. A person can be tested by more than one laboratory and can have both positive and negative results. **Therefore, the sum of the numbers in each column will be larger than the total number of people tested.**

Reporting lab	Inconclusive	Negative	Positive	Percent positive	Total
FAMILY CARE PARTNERS OF NORTHEAST FLORIDA LLC		10	22	69%	32
HOLZER HEALTH CENTER			32	100%	32
SENIOR LIVING VII TAMPA LLC	1	26	5	16%	32
GRAND OAKS OF JENSEN BEACH LLC		31			31
MOLECULAR DIAGNOSTICS		1	30	97%	31
DISCOVERY COMMONS AT BRADENTON		31			31
BRASHEAR'S VITAL CARE CORP			31	100%	31
CLARE BRIDGE OF SARASOTA		31			31
CEDAR CREEK AT KINGS BAY INC		31			31
COLLIER HMA PHYSICIAN MANAGEMENT LLC		26	5	16%	31
MEDEXPRESS URGENT CARE - CLEWISTON			31	100%	31
PRMG - EAST NAPLES		23	8	26%	31
PHYSICIAN ASSOCIATES LLC		26	5	16%	31
Peninsula Care and Rehab		30	1	3%	31
MEDICAL CENTER OF DELTONA, INC		26	5	16%	31
DOH		17	14	45%	31
SOLARIS HEALTHCARE MERRITT ISLAND		25	6	19%	31
WORKPLACE SCREENING INTELLIGENCE			31	100%	31
PREDICTIVE LABORATORIES, INC		29	2	6%	31
CHIPOLA MEDICAL ASSOCIATES, LLC		20	10	33%	30
STEWART MEDICAL GROUP			30	100%	30
HERITAGE WATERSIDE		27	3	10%	30
CATHOLIC HEALTH SERVICES REGIONAL LAB		26	4	13%	30
ECOLAB GROUP		6	24	80%	30
AMERICAN HOUSE-BONITA SPRINGS		30			30
CENTRAL FLORIDA HEALTHCARE GROUP LLC		28	2	7%	30
REGENCY PARK ASSISTED LIVING FACILITY		29	1	3%	30
CENTURY CENTER FOR REHABILITATION & HEALING		20	10	33%	30
MANORCARE HEALTH SERVICES - VENICE		23	7	23%	30
AMEERAH LABS			30	100%	30
BAYFRONT MEDICAL		23	7	23%	30
PALM BAY URGENT CARE		5	25	83%	30
DB MD		27	3	10%	30
STUART URGENT CARE			30	100%	30
ADVENT HEALTH - LAKE WALES		22	8	27%	30
PHOSPHORUS DIAGNOSTICS		27	3	10%	30
Darcy Hall Of Life Care		30			30
CORAL REEF NURSING & REHAB CENTER		29			29
PERSONAL PEDIATRICS		26	3	10%	29
VILLAGE PEDIATRICS LLC		24	5	17%	29
WESTWOOD HEALTHCARE SNF		29			29
VETERANS HOME			29	100%	29
ARDEN COURTS OF LARGO FL, LLC		26	3	10%	29
ESTERO ISLAND MEDICAL CENTER		21	8	28%	29
ESCAMBIA COUNTY JAIL		16	13	45%	29
FLORIDA HOSPITAL		21	8	28%	29
NEOGENOMICS LABORATORIES INC		29			29

COVID-19: testing by laboratory

Data through Dec 3, 2020 verified as of Dec 4, 2020 at 09:25 AM

Data in this report are provisional and subject to change.

The numbers in the table below represent the number of Florida and non-Florida residents for whom test results were received by the Department of Health. A person can be tested by more than one laboratory and can have both positive and negative results. **Therefore, the sum of the numbers in each column will be larger than the total number of people tested.**

Reporting lab	Inconclusive	Negative	Positive	Percent positive	Total
FLORIDA DEPARTMENT OF HEALTH CLAY COUNTY		2	27	93%	29
LabCorp L#09258130 M#09258125		12	17	59%	29
PATRICK AIR FORCE BASE		1	28	97%	29
WESTWOOD NURSING AND REHABILITATION		28	1	3%	29
WELL HEALTH WORKS		28	1	3%	29
UNIV OF ROCHESTER-STRONG MEMORIAL HOSP		28	1	3%	29
WUESTHOFF MEMORIAL HOSPITAL			29	100%	29
P4CLINICAL	3	2	24	83%	29
MINUTECLINIC DIAGNOSTIC OF RHODE ISLAND, LLC #1544		28	1	3%	29
PEDIATRIC SPECIALISTS MEDICAL GROUP☐	1	27	1	3%	29
MID FLORIDA PATHOLOGY LLC MOBILE UNIT #4		18	11	38%	29
MEDICAL CONSULTANTS OF FLORIDA LLC		27	1	4%	28
life Care Center of Melbourne		14	14	50%	28
TRADITIONAL HOME CARE INC		28			28
HENDRY REGIONAL MEDICAL CENTER CLINICAL LABORATORY		27	1	4%	28
LONGLEAF DIAGNOSTIC LABORATORIES		3	25	89%	28
IPSUM DIAGNOSTICS			28	100%	28
COLOR GENOMICS, INC.		26	2	7%	28
HR SARASOTA OPERATOR LLC		19	9	32%	28
SH HERON EAST LLC☐		28			28
PEDIATRICS IN BREVARD PA- ROCKLEDGE		22	6	21%	28
VIPEDIATRICS PLLC		26	2	7%	28
LEESBURG PEDIATRICS		26	2	7%	28
PECONIC BAY MEDICAL CENTER LABORATORY		24	4	14%	28
MISSION OAKS ASSISTED LIVING☐		27	1	4%	28
LATE HOURS URGENT CARE		15	13	46%	28
ELLENTON PEDIATRICS PA		25	3	11%	28
ACTIVE SENIOR LIVING		26	2	7%	28
NAPLES PEDIATRICS INC☐		27	1	4%	28
BIG BOCA SMILES LLC☐		27	1	4%	28
FAMILY CARE PARTNERS OF NE FLORIDA LLC		8	20	71%	28
CANOPY ON BERRYHILL, THE		26	2	7%	28
BALMORAL TENANT SERVICES INC		28			28
GRAND ST PAUL CVS		28			28
TRADITIONAL HOME HEALTH OF PALM BEACH INC		28			28
FLORIDA PEDIATRIC GROUP		5	23	82%	28
SPRINGS AT BOCA CIEGA BAY,THE		28			28
PALM GARDEN OF JACKSONVILLE		27	1	4%	28
COOPER FAMILY MEDICAL, PLLC		22	5	19%	27
UCLA HEALTHCARE CLINICAL LABS		23	4	15%	27
JACKSON HEALTH SYSTEM		1	26	96%	27
BAPTIST PRIMARY CARE, INC		25	2	7%	27
JACKSONVILLE UNIVERSITY		25	2	7%	27
BENTON HOUSE OF ST JOHNS		27			27
CDC		17	10	37%	27
HOLISTIC PEDIATRICS GROUP LLC		25	2	7%	27
SONNIS PEDIATRICS PA		27			27

COVID-19: testing by laboratory

Data through Dec 3, 2020 verified as of Dec 4, 2020 at 09:25 AM

Data in this report are provisional and subject to change.

The numbers in the table below represent the number of Florida and non-Florida residents for whom test results were received by the Department of Health. A person can be tested by more than one laboratory and can have both positive and negative results. **Therefore, the sum of the numbers in each column will be larger than the total number of people tested.**

Reporting lab	Inconclusive	Negative	Positive	Percent positive	Total
MAINSTREET FAMILY URGENT CARE		1	26	96%	27
OAKTREE HEALTHCARE			27	100%	27
METRO KNOXVILLE HMA		22	5	19%	27
PROJECT HEALTH INC		21	6	22%	27
SUNCOAST LABS			27	100%	27
FAMILY EXTENDED CARE OF SEBRING INC		27			27
GRACE PEDIATRICS		18	9	33%	27
STEWART SEBASTIAN RIVER MEDICAL CENTER		23	4	15%	27
NORTHWELL HEALTH PLAINVIEW HOSPITAL LABORATORY		23	3	12%	26
EC OPCO CARROLLWOOD LLC		20	6	23%	26
COMPREHENSIVE CHILDCARE		20	6	23%	26
MIRACLE HILL NURSING & REHABILITATION CENTER INC		24	2	8%	26
LOOP PEDIATRICS		22	4	15%	26
TGH URGENT CARE POWERED BY FAST TRACK			26	100%	26
WEST ISLIP URGENT CARE		26			26
THE MINIER URGENT CARE		20	6	23%	26
AMERICAN HOUSE COCONUT POINT		24	2	8%	26
SANTA BARBARA CARE CENTER		16	10	38%	26
FAST TRACK URGENT CARE CENTER - SEMINOLE			26	100%	26
IMA MEDICAL GROUP POINCIANA		12	14	54%	26
PENSACOLA PEDIATRICS, PA		23	3	12%	26
MONCRIEF ARMY HEALTH CLINIC			26	100%	26
HEALTH FIRST - VIERA HOSPITAL		1	25	96%	26
CONNECTICUT DEPARTMENT OF HEALTH		22	3	12%	25
CENTRA CARE – LAKE NONA		3	22	88%	25
SUNTREE INTERNAL MEDICINE		25			25
ADVENTHEALTH EXPRESSCARE		23	2	8%	25
CARITHERS PEDIATRIC GROUP		18	7	28%	25
URGENT CARE & WELLNESS CENTER		3	22	88%	25
MEDLOGIC, LLC		3	22	88%	25
Palms at Ponte Vedra Assisted Living and Memory Care		24	1	4%	25
ADVENT HEALTH CENTRA CARE - LAKE BUTLER BOULEVARD			25	100%	25
GUEST HOUSE OCALA, THE		25			25
WOMENS CARE FLORIDA LABORATORY		25			25
LITTLE PINE PEDIATRICS PLLC		25			25
ARBOR OAKS AT TYRONE	1	24			25
UNIPATH		18	7	28%	25
SOMERBY OF SANTA ROSA BEACH		24	1	4%	25
BROWARD HEALTH MEDICAL CENTER CLINICAL LAB			25	100%	25
BAPTIST PRIMARY CARE INC		21	4	16%	25
PENSACOLA DEVELOPMENTAL CENTER		9	16	64%	25
ST. CLOUD HOSPITAL		20	5	20%	25
US MEDICAL CARE, INC		22	3	12%	25
SANITAS		4	21	84%	25
MARTIN ACQUISITION 1 LLC DBA		25			25
CDR MAGUIRE - MIAMI BEACH CC MISSION 17388		2	22	92%	24
HERITAGE OAKS ASSISTED LIVING & MEMORY CARE		20	4	17%	24

COVID-19: testing by laboratory

Data through Dec 3, 2020 verified as of Dec 4, 2020 at 09:25 AM

Data in this report are provisional and subject to change.

The numbers in the table below represent the number of Florida and non-Florida residents for whom test results were received by the Department of Health. A person can be tested by more than one laboratory and can have both positive and negative results. **Therefore, the sum of the numbers in each column will be larger than the total number of people tested.**

Reporting lab	Inconclusive	Negative	Positive	Percent positive	Total
WAVE CREST HEALTH AND REHABILITATION CENTER		24			24
WELLNOW URGENT CARE		23	1	4%	24
University Hills health and Rehabilitation		15	9	38%	24
MED ONE AT SAINT AUGUSTINE		20	4	17%	24
TRUGENX		1	23	96%	24
LABORATORY DYNAMICS		20	4	17%	24
ZON BEACHSIDE LLC		21	3	13%	24
FAMILY CARE PARTNERS		14	10	42%	24
CERTUS MTD OPCP LLC		24			24
MEDCOMP SCIENCES			24	100%	24
COURTYARDS OF ORLANDO		24			24
FLORIDA HEALTH CARE DELAND			24	100%	24
EDEN AT CRESTVIEW		12	12	50%	24
AVENTIS BIO-SERVICES CTL		24			24
PENNSYLVANIA DEPT OF HEALTH		19	5	21%	24
MEDIPATH LLC			24	100%	24
WESTMINSTER WOODS ON JULINGTON CREEK		22	2	8%	24
NEW SMYRNA BEACH URGENT CARE			24	100%	24
MADWAR		19	5	21%	24
SERENADES IN THE VILLAGES		22	1	4%	23
WEST VOLUSIA FAMILY AND SPORTS MEDICINE		23			23
LITTLE NECK URGENT CARE		22	1	4%	23
ISLAND COAST PEDIATRICS PA		22	1	4%	23
PONTE VEDRA GARDENS		23			23
SOUTHERN LABORATORY		6	17	74%	23
OPPENHEIMER PLASTIC SURGERY LLC		21	2	9%	23
DOCTORS MEMORIAL FAMILY PRACTICE	2	17	4	17%	23
UF HEALTH NORTH JACKSONVILLE			23	100%	23
CENTRA CARE – SAND LAKE		1	22	96%	23
UNIVERSITY HILLS HEALTH AND REHABILITATION CENTER		18	5	22%	23
STATEN ISLAND UNIVERSITY HOSPITAL-POUCH		23			23
VILLAGE ON THE ISLE		21	2	9%	23
EGL GENETIC DIAGNOSTICS		1	22	96%	23
THE TERRACE OF JACKSONVILLE		3	20	87%	23
EXPRESS CARE OF BELLEVIEW		23			23
CLINICA HISPANA			23	100%	23
REDI-MED WALK IN FAMILY CLINIC			23	100%	23
SENIOR HEALTH OF WINTER PARK DUNDEE		23			23
PARK WEST MEDICAL CENTER		22	1	4%	23
NIGHT LITE PEDIATRICS CENTER LLC		8	15	65%	23
NORTH FLORIDA PEDIATRICS		22	1	4%	23
SAMANTHA WILSON CARE CENTER		23			23
MINUTE CLINIC INCORPORATE		19	4	17%	23
HEARTLAND PEDIATRICS OF LAKE PLACID PA		16	6	27%	22
DIACARTA INC.		22			22
BOND CLINIC, PA		13	9	41%	22
FIRST CHOICE PEDIATRICS LOOP		20	2	9%	22

COVID-19: testing by laboratory

Data through Dec 3, 2020 verified as of Dec 4, 2020 at 09:25 AM

Data in this report are provisional and subject to change.

The numbers in the table below represent the number of Florida and non-Florida residents for whom test results were received by the Department of Health. A person can be tested by more than one laboratory and can have both positive and negative results. **Therefore, the sum of the numbers in each column will be larger than the total number of people tested.**

Reporting lab	Inconclusive	Negative	Positive	Percent positive	Total
MADISON COUNTY MEMORIAL HOSP		12	10	45%	22
KINDRED HOSPITAL THE PALM BEACHES		20	2	9%	22
PENSACOLA PEDIATRICS - PACE		16	6	27%	22
LAKE PARK OF MADISON		20	2	9%	22
FHMG-FLORIDA HOSPITAL MEDICAL GROUP		19	3	14%	22
NORTH FLORIDA INTERNAL MEDICINE PA		18	4	18%	22
NEMOURS CHILDREN'S CLINIC		22			22
MOBILE DIVISION LABORATORY		7	15	68%	22
SANDY PINES		21	1	5%	22
EVERLYWELL		14	8	36%	22
PALM HARBOR FAMILY PRACTICE & WALK-IN		13	9	41%	22
BROOKDALE UNIVERSITY HOSPITAL		21	1	5%	22
WUESTHOFF MEDICAL CENTER-MELBOURNE			22	100%	22
LPG COCONUT POINT		18	4	18%	22
FINNISH AMERICAN REST HOME-ALF		21	1	5%	22
SUNQUEST		3	19	86%	22
HENNEPIN COUNTY MEDICAL CENTER (HCMC)		12	10	45%	22
BAPTIST HEALTH SOUTH FLORIDA - WEST BOCA URGENT CARE			22	100%	22
DISCOVERY VILLAGE AT MELBOURNE		21	1	5%	22
FLORIDA PEDIATRICS		6	16	73%	22
PULMONARY SPECIALISTS OF THE PALM BEACHES		15	7	32%	22
ADVANCED MEDICAL GROUP			22	100%	22
DIAGNOSTIC & CLINICAL CARE SERVICES INC DBA		22			22
CARDIOLOGY AND MEDICINE ASSOCIATES		18	4	18%	22
ALZHEIMERS CARE CENTER OF VIERA LTD		8	14	64%	22
QUICK CARE MED LLC		20	2	9%	22
BROOKDALE PALMER RANCH	1	18	2	10%	21
NURSES HELPING HANDS INC ALF		21			21
GASTROENTEROLOGY ASSOCIATES OF PENSACOLA PA		20	1	5%	21
MINUTECLINIC DIAGNOSTIC OF RHODE ISLAND, LLC #212		21			21
JERICO URGENT CARE		20	1	5%	21
PORT CHARLOTTE REHABILITATION CENTER		18	3	14%	21
MINUTE CLINIC LLC #2216		20	1	5%	21
ST JUDE CHILDRENS RESEARCH HOSPITAL		21			21
AZALEA TRACE PHYSICIAN SERVICES		21			21
LEVY COUNTY DEPARTMENT OF HEALTH		18	3	14%	21
ADVENT HEALTH EXPRESS CARE		3	18	86%	21
STATE LAB		2	19	90%	21
SEMINOLE SPORTS AND FAMILY MEDICINE		21			21
FHMG- FLORIDA HOSPITAL MEDICAL GROUP		14	7	33%	21
LONG ISLAND JEWISH MED CTR		20	1	5%	21
BIOREFERENCE LABORATORIES		1	20	95%	21
BOND CLINIC, PA		4	17	81%	21
CLINICAL PATHOLOGY LABORATORIES SOUTHEAST			21	100%	21
NCH DOWNTOWN NAPLES HOSPITAL		1	20	95%	21
TEN HEALTHCARE		6	15	71%	21
ADVENT HEALTH CENTRA CARE - APOPKA NORTH		10	11	52%	21

COVID-19: testing by laboratory

Data through Dec 3, 2020 verified as of Dec 4, 2020 at 09:25 AM

Data in this report are provisional and subject to change.

The numbers in the table below represent the number of Florida and non-Florida residents for whom test results were received by the Department of Health. A person can be tested by more than one laboratory and can have both positive and negative results. **Therefore, the sum of the numbers in each column will be larger than the total number of people tested.**

Reporting lab	Inconclusive	Negative	Positive	Percent positive	Total
KEY PRIMARY CARE			21	100%	21
AMERICAN FAMILY MEDICAL LLC		15	6	29%	21
VASSAR BROTHERS MEDICAL CENTER LABORATORY		20	1	5%	21
PATHGROUP			21	100%	21
CRANE CENTER		14	7	33%	21
LAKE MORTON PLAZA☐		21			21
BOCA BIOLISTIC REFERENCE LAB			21	100%	21
RIVER TOWN DIAGNOSTIC LLC		10	11	52%	21
HEALTHY MINORS, LLC.		20			20
CARENOW - DOWNTOWN NORTH GULCH		20			20
HEARTLAND HEALTHCARE AND REHAB CENTER			20	100%	20
PRIME HEALTH OF NORTH PORT LLC		18	2	10%	20
UNION MEDICAL CARE		20			20
UPMC CHAUTAUQUA AT WCA LABORATORY		19	1	5%	20
CORAL GABLES HOSPITAL			20	100%	20
CL BRUMBACK PRIMARY CARE CLINIC LANTANA		2	18	90%	20
TGH MEDICAL GROUP LABORATORY CARROLLWOOD			20	100%	20
MONTEFIORE NEW ROCHELLE HOSPITAL		19	1	5%	20
VENICE REGIONAL BAYFRONT HEALTH (PULMONARY)		12	8	40%	20
THE CHAPPEL GROUP RESEARCH		20			20
MEDICAL EXPRESS CORP		18	2	10%	20
WILLOWBROOKE COURT AT ST ANDREWS ESTATES		16	4	20%	20
LABORATORY ALLIANCE OF CENTRAL NEW YORK		19	1	5%	20
TAYLORVILLE FAMILY MEDICINE		15	5	25%	20
INTERNATIONAL MEDICAL LABORATORY		20			20
MEDRITE URGENT CARE		12	8	40%	20
WOODS OF MANATEE SPRINGS INC, THE		20			20
TAVARES PEDIATRICS		18	2	10%	20
ADVENT HEALTH PARTIN SETTLEMENT HEALTH PARK		14	6	30%	20
BARRY UNIVERSITY STUDENT HEALTH SERVICES		10	10	50%	20
NORTH FLORIDA SPINE AND WELLNESS		20			20
PALM BAY PEDIATRICS		8	11	58%	19
UNION MEDICAL CARE PLLC		19			19
TITUSVILLE FAMILY PRACTICE		5	14	74%	19
BETHUNE-COOKMAN UNIVERSITY		1	18	95%	19
STONE WASH CLINICAL LABORATORIES		2	17	89%	19
MANOR CARE OF BOYNTON BEACH LLC		19			19
JAMES A HALEY VETERANS HOSPITAL			19	100%	19
CENTRAL FLORIDA HEALTH CARE INC		2	17	89%	19
INTERCOASTAL MEDICAL GROUP			19	100%	19
BAYVIEW MEDICAL		19			19
SUNNY HILLS ALF OF SEBRING INC		18	1	5%	19
Emory L Bennett State Veterans Nursing Home		18	1	5%	19
TGH URGENT CARE - RIVERVIEW			19	100%	19
CARENOW LAKE MARY			19	100%	19
CENTRA CARE - DR. PHILLIPS		1	18	95%	19
IMA MEDICAL GROUP		13	6	32%	19

COVID-19: testing by laboratory

Data through Dec 3, 2020 verified as of Dec 4, 2020 at 09:25 AM

Data in this report are provisional and subject to change.

The numbers in the table below represent the number of Florida and non-Florida residents for whom test results were received by the Department of Health. A person can be tested by more than one laboratory and can have both positive and negative results. **Therefore, the sum of the numbers in each column will be larger than the total number of people tested.**

Reporting lab	Inconclusive	Negative	Positive	Percent positive	Total
HEALTH CENTRAL PARK		19			19
LAB INTERMARKET FACILITY LAB		1	18	95%	19
REDITUS LABORATORIES			19	100%	19
INTEGRATED REGIONAL LABORATORIES - LARGO			19	100%	19
ADVENT HEALTH - LAKE MARY PEDIATRICS		12	7	37%	19
MED HEALTH SERVICES		18	1	5%	19
KINDRED AT HOME		15	4	21%	19
WESTPAC LABS		1	18	95%	19
FAMILY HEALTH CENTERS OF SOUTHWEST FLORIDA INC		6	13	68%	19
ESOTERIX GENETIC LABORATORIES		16	3	16%	19
UNIVERSITY HOSPITAL		16	3	16%	19
PREMISE HEALTH MIA			19	100%	19
SOLARIS SENIOR LIVING VERO BEACH		19			19
LAKELAND NURSING AND REHABILITATION CENTER			19	100%	19
POARCH BANC CREEK INDIANS TRIBAL HEALTH DEPARTMENT			19	100%	19
ROYAL PALM SENIOR RESIDENCE		19			19
PRACTICE MANAGEMENT OF AMERICA, INC.		2	17	89%	19
MILLENNIUM PHYSICIAN GROUP LLC		18	1	5%	19
GOOD SAMARITAN HOSPITAL LABORATORY		16	3	16%	19
CLERMONT HEALTH AND REHABILITATION CENTER		18			18
SEVEN RIVERS REGIONAL MEDICAL CENTER		5	13	72%	18
TOTAL RENAL LABORATORIES INC		13	5	28%	18
MADISON CORE LABORATORIES		17	1	6%	18
PANAMA PHARMACY	1	15	2	11%	18
MINUTE CLINIC, LLC DBA MINUTECLINIC #4505		17	1	6%	18
HARTFORD HOSPITAL ANCILLARY LAB		17	1	6%	18
JAMAICA HOSPITAL MEDICAL CENTER		18			18
AMERICAN HOUSE SENIOR LIVING		18			18
BULLS HEAD URGENT CARE		18			18
EC OPCO PENSACOLA, LLC		18			18
CLERMONT ADVENTHEALTH CENTRA CARE			18	100%	18
AU HEALTH		14	4	22%	18
NOVANT HEALTH		14	4	22%	18
JACKSON NORTH MEDICAL CENTER		2	16	89%	18
MOORINGS PARK OAKSTONE AT GREY OAKS		17	1	6%	18
ADVANCED MEDICAL OF NAPLES LLC			18	100%	18
XPRESS WELLNESS URGENT CARE			18	100%	18
PLAINVIEW URGENT CARE		17	1	6%	18
CROSSWINDS HEALTH AND REHABILITATION CENTER		18			18
HCSO OCCUPATIONAL HEALTH AND WELLNESS CENTER		13	5	28%	18
ST PETER'S BENDER LABORATORY		18			18
TPCA CLINICAL LABORATORIES		15	3	17%	18
FLORIDA HOSPITAL LABS		9	9	50%	18
SEVEN HILLS HEALTH AND REHABILITATION CENTER		17			17
BAY PEDIATRICS PA		15	2	12%	17
MAUREEN OROURKE-FUTEY			17	100%	17
ROCKLEDGE FAMILY HEALTH			17	100%	17

COVID-19: testing by laboratory

Data through Dec 3, 2020 verified as of Dec 4, 2020 at 09:25 AM

Data in this report are provisional and subject to change.

The numbers in the table below represent the number of Florida and non-Florida residents for whom test results were received by the Department of Health. A person can be tested by more than one laboratory and can have both positive and negative results. **Therefore, the sum of the numbers in each column will be larger than the total number of people tested.**

Reporting lab	Inconclusive	Negative	Positive	Percent positive	Total
ISLAND URGENT CARE PLLC		17			17
WINTER PARK FAMILY PRACTICE LLC		17			17
CARESPOT		1	16	94%	17
DEVELOPMENTAL DISABILITIES DEFENDANT PROGRAM		17			17
FARAH MEDICAL		17			17
ASCENSION ST VINCENT'S PRIMARY CARE			17	100%	17
MAYO CLINIC JACKSONVILLE			17	100%	17
DAVID LAWRENCE CENTER		15	2	12%	17
MINUTECLINIC, LLC #08366		15	2	12%	17
CONSOLIDATED LAB SERVICES		8	9	53%	17
HOLISTIX TREATMENT CENTERS		15	2	12%	17
CARENOW URGENT CARE - LAKE MARY			17	100%	17
SOUTHSIDE HOSPITAL NORTHWELL HEALTH LABORATORY		16	1	6%	17
CAREMED INTERNAL MEDICINE			17	100%	17
UVMC MICROBIOLOGY		16	1	6%	17
MARATHON HEALTH FOR LIFE		15	2	12%	17
ACCESS 365 URGENT CARE		7	10	59%	17
DCH REGIONAL MEDICAL CENTER LABORATORY		16	1	6%	17
FLORIDA COMMUNITY HEALTH CENTER OF ST. LUCIE		1	16	94%	17
PEDIATRIC HEALTH CARE ALLIANCE		1	16	94%	17
WALK IN MEDICAL URGENT CARE		17			17
STETSON UNIVERSITY STUDENT HEALTH CENTER		3	14	82%	17
FAWCETT MEMORIAL HOSPITAL LABORATORY			17	100%	17
PHYSICIANS STAT			17	100%	17
RIVERSIDE RECOVERY OF TAMPA		17			17
LINCOLN DIAGNOSTIC LAB		16	1	6%	17
LONG TERM CARE OF GULF BREEZE LLC		17			17
LAKE HOWELL FAMILY MEDICINE ASSOCIATES		11	6	35%	17
FELICIDAD MEDICAL CENTER			17	100%	17
FAST TRACK URGENT CARE CENTER - TYRONE			16	100%	16
WINDERMERE MEDICAL CENTER		13	3	19%	16
FLAGLER HOSPITAL INC	2		14	88%	16
URGENT CARE CLINIC OF LINCOLN		14	2	13%	16
SRMC AVALON		9	7	44%	16
ESTATES MEDICAL CENTER		12	4	25%	16
WARDE MEDICAL LABORATORY		11	5	31%	16
LAKE HOUSE ASSISTED LIVING		13	3	19%	16
ST ELIZABETH MEDICAL CENTER LABORATORY		15	1	6%	16
COLORADO DEPARTMENT OF HEALTH LABORATORY SERVICES DIVISION			16	100%	16
HEALTH CENTRAL HOSPITAL			16	100%	16
INN AT THE FOUNTAINS, THE		15	1	6%	16
GRAMERCY PARK URGENT CARE		16			16
ALL FLORIDA FAMILY & SPORTS MEDICINE		15	1	6%	16
SAMFORD UNIVERSITY HEALTH SERVICES		15	1	6%	16
FLAGLER COLLEGE HEALTH SERVICES			16	100%	16
Life Care Center of Sarasota		8	8	50%	16
SOLARIS SENIOR LIVING OF MERRITT ISLAND		16			16

COVID-19: testing by laboratory

Data through Dec 3, 2020 verified as of Dec 4, 2020 at 09:25 AM

Data in this report are provisional and subject to change.

The numbers in the table below represent the number of Florida and non-Florida residents for whom test results were received by the Department of Health. A person can be tested by more than one laboratory and can have both positive and negative results. **Therefore, the sum of the numbers in each column will be larger than the total number of people tested.**

Reporting lab	Inconclusive	Negative	Positive	Percent positive	Total
HENDRY REGIONAL CORPORATE HEALTH			16	100%	16
INTERNAL MEDICINE ASSOCIATES & SPECIALTIES INC		15	1	6%	16
MEDEXPRESS URGENT CARE - DELAND			16	100%	16
MILLENNIUM PHYSICIAN GRP LLC NAPLES PINE RIDGE			16	100%	16
BEACHES PEDIATRICS PA		15	1	6%	16
THE COMMONWEALTH OF MASSACHUSETTS			16	100%	16
RESTORE HEALTH URGENT CARE		2	14	88%	16
XERA MED RESEARCH			16	100%	16
LINCOLN MEDICAL AND MENTAL HEALTH CENTER		16			16
NIGHT LITE PEDIATRIC CENTER		9	7	44%	16
NORTH FLORIDA PEDIATRICS - JACKSONVILLE		14	2	13%	16
LEE COUNTY SCHOOL DISTRICT		16			16
TUKA PEDIATRICS		1	15	94%	16
RIVERHEAD URGENT CARE		16			16
GOOD HEARTS COVID TESTING			16	100%	16
CHAMBREL AT ISLAND LAKE		16			16
MAKO MEDICAL		14	2	13%	16
FLORIDA MEDICAL CLINIC LLC		16			16
COLONY CLUB ALF,THE		15			15
TELEVISIT MALABAR PEDIATRICS		5	10	67%	15
HARBORCHASE OF NAPLES		15			15
ADVENT HEALTH CENTRA CARE - LAKE BUENA VISTA			15	100%	15
ORLANDO HEALTH		2	13	87%	15
CDR MAGUIRE INC	1	2	12	80%	15
CARE CENTERS OF NASSAU		14	1	7%	15
HODGES CLUSTER		2	13	87%	15
MED PLUS FLORENCE		11	4	27%	15
Wiregrass Rehabilitation Center and Nursing Home		15			15
BROOKWOOD BAPTIST MEDICAL CENTER		14	1	7%	15
PINELLAS COUNTY JAIL			15	100%	15
NOVANT HEALTH GOHEALTH URGENT CARE-HARRISBURG		8	7	47%	15
HOLLEY-NAVARRE MEDICAL CLINIC		5	10	67%	15
AFTER HOURS PEDIATRICS INC			15	100%	15
VETERANS AFFAIRS MEDICAL CENTER - NEW YORK HARBOR		14	1	7%	15
WASHINGTON REHAB AND NURSING		15			15
DIATHERIX		13	2	13%	15
ANDALUSIA HEALTH		7	8	53%	15
ST CATHERINE OF SIENA HOSPITAL		14	1	7%	15
MANOR CARE OF PALM HARBOR		15			15
COLONY CARE CENTER		8	7	47%	15
SINAI HOSPITAL OF BALTIMORE		15			15
JA POC MANUAL SUBSECTION		15			15
WOLFF CTR FOR CHILD & ADOLESCENT HEALTH PLLC,THE		13	2	13%	15
JACOBI MEDICAL CENTER		15			15
EASTLAKE PEDIATRICS - TRINITY		15			15
HARMONY HEALTH OPCO, LLC		15			15
ADVENT HEALTH - ZEPHYRHILLS			15	100%	15

COVID-19: testing by laboratory

Data through Dec 3, 2020 verified as of Dec 4, 2020 at 09:25 AM

Data in this report are provisional and subject to change.

The numbers in the table below represent the number of Florida and non-Florida residents for whom test results were received by the Department of Health. A person can be tested by more than one laboratory and can have both positive and negative results. **Therefore, the sum of the numbers in each column will be larger than the total number of people tested.**

Reporting lab	Inconclusive	Negative	Positive	Percent positive	Total
BOZEMAN HEALTH DEACONESS HOSPITAL		12	3	20%	15
CATALYST WALK IN CLINIC		10	5	33%	15
RITECARE MEDICAL CENTER			15	100%	15
ASURANCE SCIENTIFIC LABORATORIES		15			15
KEY WEST MEDICAL CENTER	1	14			15
UM MILLER SCHOOL OF MEDICINE			15	100%	15
RJ LEE GROUP	1	14			15
ERIC C MARSHAL MD, PC DBA MINUTECLINIC		14	1	7%	15
GOOD SAMARITAN SOCIETY OF DELAND		12	3	20%	15
MILTON 4707		15			15
BOND CLINIC PA PEDIATRICS DEPT		14	1	7%	15
SUNLAND MARIANNA COX MEDICAL CENTER		15			15
DALE MEDICAL CENTER		10	5	33%	15
AFTER HOURS PEDIATRICS			15	100%	15
WALGREEN EASTERN CO, INC		14			14
CHARLES CROFT MD	1	13			14
NEW YORK PRESBYTERIAN - ALLEN HOSPITAL		14			14
EPIPHANY HEALTH		8	6	43%	14
THE CANOPY AT HARPER LAKE	1		13	93%	14
STEWART MEDICAL GROUP, INC		14			14
ISLAND DOCTORS			14	100%	14
MY CLINICAL LAB INC		4	10	71%	14
MEDEMERGE		13	1	7%	14
HERNANDO ENDOSCOPY AND SURGERY CENTER		12	2	14%	14
CONNECTDX		3	11	79%	14
OKEECHOBEE HEALTHCARE FACILITY			14	100%	14
LIFE CARE CENTER OF JACKSONVILLE			14	100%	14
EMERGENCY PHYSICIANS MEDICAL CENTER LLC		6	8	57%	14
UAH STUDENT HEALTH CENTER		9	5	36%	14
Coastal Health and Rehabilitation Center		13	1	7%	14
FAMILY CARE CENTER OF ARLINGTON		9	5	36%	14
MORTON PLANT			14	100%	14
BENTON HOUSE OF PORT ORANGE		8	6	43%	14
HEALTHFIRST ADVENT HEALTH CENTRA CARE COCOA BEACH			14	100%	14
CARESPOT OF NOCATEE			14	100%	14
BRENTWOOD RETIREMENT COMMUNITY		12	2	14%	14
JOHNS HOPKINS CHILDREN'S HOSPITAL			14	100%	14
LAKE CITY VA MEDICAL CENTER			14	100%	14
APOLLOMDX LABS		1	13	93%	14
GREEN GABLES ASSISTED LIVING FACILITY		14			14
FLORIDA HEART & VASCULAR MULTISPECIALTY GROUP PA		12	2	14%	14
POLK CHD BARTOW		13	1	7%	14
INNOVATION CLINICAL TRIALS, INC			14	100%	14
MARQUIS LABS, LLC		14			14
CVS			14	100%	14
CALHOUN LIBERTY HOSPITAL			14	100%	14
SIGNATURE HEALTHCARE OF ORANGE PARK		14			14

COVID-19: testing by laboratory

Data through Dec 3, 2020 verified as of Dec 4, 2020 at 09:25 AM

Data in this report are provisional and subject to change.

The numbers in the table below represent the number of Florida and non-Florida residents for whom test results were received by the Department of Health. A person can be tested by more than one laboratory and can have both positive and negative results. **Therefore, the sum of the numbers in each column will be larger than the total number of people tested.**

Reporting lab	Inconclusive	Negative	Positive	Percent positive	Total
PINES NURSING HOME		13	1	7%	14
HORIZON ALF		14			14
BOCA SIMON		2	12	86%	14
SPEARHEAD MEDICAL			14	100%	14
ASTORIA HEALTH AND REHABILITATION CENTER		13	1	7%	14
NORTH CAROLINA DEPARTMENT OF HEALTH & HUMAN SERVICES			14	100%	14
SARASOTA MEMORIAL NURSING & REHABILITATION CTR		14			14
ADVANCED URGENT CARE		12	2	14%	14
HARMONY CLINIC		1	13	93%	14
MADISON COUNTY MEMORIAL HOSPITAL LABORATORY		12	2	14%	14
FLORIDA HEALTH CARE PLANS INC		1	13	93%	14
SOUTHEAST FAMILY HEALTHCARE CENTER			13	100%	13
AMERICAN ESOTERIC LABORATORIES			13	100%	13
REGENCY SQUARE MALL - SEARS		2	11	85%	13
HARBORCHASE OF WELLINGTON CROSSING		12	1	8%	13
GLEN COVE HOSPITAL		13			13
ST. JUDES LABORATORIES		12	1	8%	13
WELLINGTON FAMILY PRACTICE		13			13
FINLAY C. LABORATORY		3	10	77%	13
AMMON ANALYTICAL LABORATORIES		12	1	8%	13
AURORA DIAGNOSTICS		2	11	85%	13
FLORIDA STATE HOSPITAL			13	100%	13
CRUCIAL CARE		7	6	46%	13
OAK MANOR NURSING HOME		12	1	8%	13
MIAMI VA HEALTHCARE SYSTEM			13	100%	13
BONIFAY NURSING AND REHABILITATION CENTER			13	100%	13
CLINICAL LABORATORY SERVICES			13	100%	13
NO NAME		8	5	38%	13
GRAND VILLA OF ST. PETERSBURG		11	2	15%	13
HUNT CLUB MEDICAL		12	1	8%	13
FLAGLER HOSPITAL LABORATORY		2	11	85%	13
VILLA OF KINGS AND QUEENS OF DELRAY		13			13
NORTH CENTRAL BRONX HOSPITAL		12	1	8%	13
ESCAMBIA COMMUNITY CLINIC		2	11	85%	13
OPIS ISLAND LAKE CENTER		13			13
IN-OFFICE LAB		12	1	8%	13
PARKWEST MEDICAL CENTER		10	2	17%	12
LAKE WALES OPERATING GROUP LLC		11	1	8%	12
NEW YORK METHODIST HOSPITAL		12			12
ADVENT HEALTH PRIMARY CARE PLUS, WINTER GARDEN		10	2	17%	12
ST VINCENT'S EAST		11	1	8%	12
HUDSON VALLEY HOSPITAL CENTER LABORATORY		11	1	8%	12
CHILDREN'S MEDICAL CENTER			12	100%	12
HELIX DIAGNOSTICS			12	100%	12
HUNT CLUB PEDIATRIC ASSOCIATES LLC		11	1	8%	12
BAPTIST MEDICAL CENTER EAST		9	3	25%	12
MELBOURNE FAMILY PRACTICE		11	1	8%	12

COVID-19: testing by laboratory

Data through Dec 3, 2020 verified as of Dec 4, 2020 at 09:25 AM

Data in this report are provisional and subject to change.

The numbers in the table below represent the number of Florida and non-Florida residents for whom test results were received by the Department of Health. A person can be tested by more than one laboratory and can have both positive and negative results. **Therefore, the sum of the numbers in each column will be larger than the total number of people tested.**

Reporting lab	Inconclusive	Negative	Positive	Percent positive	Total
LEON CHD		12			12
TALLAHASSEE DEVELOPMENTAL CENTER☐		12			12
KINDRED HOSPITAL		11	1	8%	12
MALCOM RANDALL DEPT OF VAMC			12	100%	12
DYNAMIC DNA LAB		1	11	92%	12
IREPERTOIRE_MOL_LAB		12			12
MCWHORTER SCHOOL OF PHARMACY		12			12
FLORIDA DEPT OF HEALTH		4	8	67%	12
FAMILY CARE CYPRESS CREEK		1	11	92%	12
MERIDIAN AT WATERWAYS, THE		10	2	17%	12
TOTTENVILLE CIRCLE URGENT CARE		12			12
BRANDON COMMUNITY HEALTH CENTER		5	7	58%	12
NORTH PINELLAS CHILDRENS MEDICAL CENTER			12	100%	12
SHELBY COUNTY HEALTH CARE CORPORATION		9	3	25%	12
CALADIUM PEDIATRICS		11	1	8%	12
FLORIDA DEPARTMENT OF HEALTH IN HILLSBOROUGH COUNTY			12	100%	12
UNIVERSITY LAB			12	100%	12
PIONEER CLINICAL LAB LLC		6	6	50%	12
FLORIDA DEPARMENT OF HEALTH CLAY COUNTY			12	100%	12
PREMIER MEDICAL ASSOCIATES ALL FLORIDA LLC		12			12
APPLE DIAGNOSTICS LAB		5	7	58%	12
FUNGAL REFERENCE LABORATORY		12			12
CLEVELAND CLINIC			12	100%	12
PROMEDICA LABORITORIES		11	1	8%	12
VPA PC LAB		12			12
HARBOUR ISLAND PEDIATRICS		9	3	25%	12
GLEN OAKS HEALTH AND REHABILITATION CENTER			12	100%	12
NEWYORK-PRESBYTERIAN/ LAWRENCE HOSPITAL LABORATORY		11	1	8%	12
MEDIQUICK URGENT CARE CENTERS INC			12	100%	12
CAPE REGIONAL MEDICAL CENTER		12			12
MORRIS PARK URGENT CARE		9	3	25%	12
Consulate Health Care of Jacksonville			12	100%	12
PORT ST LUCIE HOSPITAL		9	3	25%	12
VENICE REGIONAL MEDICAL CENTER BAYFRONT HEALTH		7	5	42%	12
CANTON-POTSDAM HOSPITAL LABORATORY		12			12
NAPLES GREEN VILLAGE		12			12
LIFE CARE OF PORT SAINT LUCIE		3	9	75%	12
WHITE WILSON MEDICAL CENTER IMMEDIATE CARE			12	100%	12
BROWARD DIALYSIS			12	100%	12
ARDEN COURTS OF WINTER SPRINGS		11	1	8%	12
REGENEXX TAMPA BAY		11	1	8%	12
BISHOP GRADY VILLAS		12			12
INTERSCIENCE DIAGNOSTIC LABORATORY		12			12
MEDEXPRESS URGENT CARE OF BOYNTON BEACH LLC		1	11	92%	12
LONG ISLAND JEWISH VALLEY STREAM		12			12
DISCOVERY VILLAGE AT NAPLES		12			12
PRIMECARE OF DOTHAN-DALEVILLE CLINIC		10	2	17%	12

COVID-19: testing by laboratory

Data through Dec 3, 2020 verified as of Dec 4, 2020 at 09:25 AM

Data in this report are provisional and subject to change.

The numbers in the table below represent the number of Florida and non-Florida residents for whom test results were received by the Department of Health. A person can be tested by more than one laboratory and can have both positive and negative results. **Therefore, the sum of the numbers in each column will be larger than the total number of people tested.**

Reporting lab	Inconclusive	Negative	Positive	Percent positive	Total
MI2297090CV HOLLAND-23D2189684		12			12
CENTRAL FLORIDA PEDIATRICS		5	7	58%	12
CANTERFIELD OF CLAY COUNTY		11			11
HOLLEY NAVARRE MEDICAL CLINIC			11	100%	11
HAWTHORN HOUSE☐		9	2	18%	11
North Lake Care Center		11			11
MAINSTREET FAMILY SELECT		1	10	91%	11
ST JOSEPH HOSPITAL		10	1	9%	11
CORE LABORATORY		1	10	91%	11
LEHIGH VALLEY HOSPITAL		3	8	73%	11
QUOTIENT SCIENCES LABS LLC			11	100%	11
BROWARD HEALTH IMPERIAL POINT NURSING			11	100%	11
SHELBY BAPTIST MEDICAL CENTER		6	5	45%	11
CORE BIO LABS		5	6	55%	11
LAKEVIEW INTERNAL MEDICINE		4	7	64%	11
TREASURE COAST URGENT CARE			11	100%	11
Cleveland Clinic Laboratories		4	7	64%	11
FORT SANDERS REGIONAL LABORATORY		11			11
DMH STEINHATCHEE FAMILY MEDICINE		8	3	27%	11
FAST TRACK URGENT CARE CENTER - DOWNTOWN			11	100%	11
PALMS MEDICAL GROUP - LAKE CITY WEST		3	8	73%	11
RENAISSANCE SENIOR LIVING		11			11
UNIVERSITY CENTRA CARE		10	1	9%	11
PORT SAINT JOHN FAMILY PRACTICE		7	4	36%	11
ADVENT HEALTH - CARROLLWOOD		3	8	73%	11
BROOKLYN HOSPITAL CENTER DOWNTOWN CAMPUS		11			11
COOPER FAMILY MEDICAL PLLC		8	3	27%	11
ORANGE REGIONAL MEDICAL CENTER LABORATORY		9	2	18%	11
MASSACHUSETTS GENERAL HOSPITAL		1	10	91%	11
HEALTH MED CENTERS		11			11
BRYAN WHITFIELD MEMORIAL HOSPITAL		7	4	36%	11
PALM BEACH PATHOLOGY		9	2	18%	11
COLORADO DEPARTMENT OF PUBLIC HEALTH AND ENVIRONMENT			11	100%	11
TROPICANA		5	6	55%	11
Centre Pointe Health and Rehabilitation Center		11			11
MEDEX MEDICAL EXPRESS OF PALATKA LLC			11	100%	11
FORT WALTON BEACH DEVELOPMENTAL CENTER		10	1	9%	11
WALGREEN		3	8	73%	11
THE TERRACE OF SAINT CLOUD		9	2	18%	11
ERDOX		11			11
CARE FAST MURABELLA		7	4	36%	11
SUNCOAST URGENT CARE			11	100%	11
LAKE GIBSON VILLAGE, LLC		11			11
COUNTY OF LOS ANGELES			11	100%	11
WINTER PARK CARE AND REHABILITATION			11	100%	11
LONG BEACH URGENT CARE		11			11
FHCP-PORT ORANGE		3	8	73%	11

COVID-19: testing by laboratory

Data through Dec 3, 2020 verified as of Dec 4, 2020 at 09:25 AM

Data in this report are provisional and subject to change.

The numbers in the table below represent the number of Florida and non-Florida residents for whom test results were received by the Department of Health. A person can be tested by more than one laboratory and can have both positive and negative results. **Therefore, the sum of the numbers in each column will be larger than the total number of people tested.**

Reporting lab	Inconclusive	Negative	Positive	Percent positive	Total
STATEN ISLAND UNIVERSITY HOSPITAL		11			11
NIGHT LITE PEDIATRICS CENTER, LLC		1	10	91%	11
GADSDEN REGIONAL MEDICAL CENTER		10			10
WHITE WILSON MEDICAL CENTER PA - NAVARRE			10	100%	10
MEDICAL LABORATORY DIAGNOSTICS			10	100%	10
BARKLEY PLACE		10			10
BETHESDA HEALTH PHYSICIAN GROUP INC			10	100%	10
PALMETTO PEDIATRICS			10	100%	10
BEAUMONT LABORATORY			10	100%	10
SONATA COCONUT CREEK		8	2	20%	10
PEDIATRIC HEALTH CARE ALLIANCE, P.A.			10	100%	10
URINEGOODHANDS LLC		8	2	20%	10
Life Care Center at Inverrary		10			10
CBC LAB		3	7	70%	10
MINUTECLINIC DIAGNOSTIC OF RHODE ISLAND, LLC #590		10			10
EMERALD COAST HOSPICE - CRESTVIEW		10			10
NORTH OKALOOSA PHYSICIAN GROUP		10			10
Golfview Healthcare Center		10			10
MEDFAST URGENT CARE CENTERS			10	100%	10
BVL PEDIATRICS		10			10
PRATTVILLE BAPTIST HOSPITAL		9	1	10%	10
LAKE NONA MEDICAL SERVICES		3	7	70%	10
CREATIVE TESTING SOLUTIONS		3	7	70%	10
SEA PINES REHABILITATION HOSPITAL		10			10
WATERCREST ST LUCIE WEST		10			10
BROWARD HEALTH CARE			10	100%	10
LAKE MARY KIDS CENTRA CARE			10	100%	10
APPALACHIAN REGIONAL HEALTHCARE SYSTEM		10			10
HIALEAH HOSPITAL RESPIRATORY DEPT			10	100%	10
LAKE BALDWIN CBOC		9	1	10%	10
HCR MANORCARE		10			10
ARCPOINT LABS OF SARASOTA MANATEE			10	100%	10
CARDIOLOGY AND MEDICINE ASSOCIATES INC		10			10
BONIFAY NURSING AND REHAB CENTER			10	100%	10
SUNRISE URGENT CARE ASSOCIATES LLC D/B/A		7	3	30%	10
SOUTHEASTERN LABORATORY			10	100%	10
AVANTE ST CLOUD		7	3	30%	10
FRICKS PHARMACY		9	1	10%	10
ROCKLEDGE		1	9	90%	10
BLOUNT MEMORIAL HOSPITAL		9	1	10%	10
ACADIAN DIAGNOSTIC LABORATORIES		8	2	20%	10
MEDEX REGIONAL LABORATORIES LLC		1	9	90%	10
UMHC/SYLVESTER AT KENDALL		1	9	90%	10
AIM LABORATORIES			10	100%	10
NAPHCARE, INC.			10	100%	10
WILLOW BROOKE COURT AT AZALEA TRACE		10			10
NEW JERSEY DEPARTMENT OF HEALTH COMMUNICABLE DISEASE SERVICE		3	7	70%	10

COVID-19: testing by laboratory

Data through Dec 3, 2020 verified as of Dec 4, 2020 at 09:25 AM

Data in this report are provisional and subject to change.

The numbers in the table below represent the number of Florida and non-Florida residents for whom test results were received by the Department of Health. A person can be tested by more than one laboratory and can have both positive and negative results. **Therefore, the sum of the numbers in each column will be larger than the total number of people tested.**

Reporting lab	Inconclusive	Negative	Positive	Percent positive	Total
ALABAMA CLINICS		3	7	70%	10
WEST BROWARD CARE CENTER		9	1	10%	10
PINELLAS COUNTY HEALTH DEPARTMENT		2	8	80%	10
BELLEVUE HOSPITAL CENTER DEPARTMENT		10			10
EMERALD COAST PEDIATRICS			10	100%	10
COVANCE CENTRAL LABORATORY			10	100%	10
KRYSTAL BAY NURSING AND REHABILITATION		7	3	30%	10
ASSOCIATESMD MEDICAL GROUP INC		9	1	10%	10
PEDIATRIC HEALTH CARE ALLIANCE PA			10	100%	10
CSL PLASMA INC		1	9	90%	10
URGENT CARE WEST CLINIC		8	2	20%	10
ODYSSEY HEALTHCARE OF MARION COUNTY, LLC		10			10
INTELEX LABS, LLC		10			10
CHIPOLA MEDICAL ASSOCIATES		2	8	80%	10
COMMUNITY HEALTH CENTER		2	8	80%	10
MHHS All Lab Subsection		10			10
HERNANDO COUNTY FIRE RESCUE DISTRICT		5	5	50%	10
EMERALD COAST BEHAVIORAL HOSPITAL		10			10
BLISS HEALTHCARE SERVICES			9	100%	9
INN AT LAKE SEMINOLE SQUARE, THE		9			9
UNAVAILABLE/UNKNOWN/NO INFORMATION FOUND			9	100%	9
UC HEALTH UNIVERSITY HOSPITAL		8	1	11%	9
ALAN L MELOTEK MD		9			9
JEFFERSON K-12, A SOMERSET SCHOOL- CLINIC		8	1	11%	9
ANY LAB TEST NOW INC			9	100%	9
MOUNT DORA PEDIATRICS		8	1	11%	9
LUCID DIAGNOSTICS LABS			9	100%	9
OMNI			9	100%	9
TOWERS HOME CARE☐		9			9
CAREHERE- LCS LEESBURG			9	100%	9
ADVENT HEALTH - WINTER HAVEN		5	4	44%	9
BOCA RATON REGIONAL HOSPITAL LAB			9	100%	9
PLYMOUTH HARBOR INCORPORATED		9			9
JUST FOR KIDS PEDIATRICS		2	7	78%	9
LAKE NONA MEDICAL SERVICE LLC		9			9
PRECISION GENETICS			9	100%	9
PONCE PLAZA NURSING & REHAB CENTER			9	100%	9
MICHIGAN DEPARTMENT OF HEALTH AND HUMAN SERVICES			9	100%	9
GCPM MANUAL MICROBIOLOGY		1	8	89%	9
LPG PEDIATRICS AT PAGE FIELD		9			9
MORTON PLANT MEASE			9	100%	9
Z UROLOGY		9			9
MAITLAND PRIMARY CARE		9			9
RESIDENCE AT BAY VUE		9			9
UR CARE FAMILY AND SPORTS MEDICINE			9	100%	9
PARROTT MEDICAL CLINIC			9	100%	9
BASSETTI & ASSOCIATES, MD, PA			9	100%	9

COVID-19: testing by laboratory

Data through Dec 3, 2020 verified as of Dec 4, 2020 at 09:25 AM

Data in this report are provisional and subject to change.

The numbers in the table below represent the number of Florida and non-Florida residents for whom test results were received by the Department of Health. A person can be tested by more than one laboratory and can have both positive and negative results. **Therefore, the sum of the numbers in each column will be larger than the total number of people tested.**

Reporting lab	Inconclusive	Negative	Positive	Percent positive	Total
CHEMISYS LABORATORIES		1	8	89%	9
BUREAU OF PUBLIC HEALTH		1	8	89%	9
RIVERSIDE MEDICAL GROUP		8	1	11%	9
PHELPS HOSPITAL LABORATORY		9			9
SUSANNA WESLEY HEALTH CENTER		9			9
CAPE CORAL HOSPITAL ABG LABORATORY		3	6	67%	9
CHILDREN'S HEALTH CENTER INC.		7	2	22%	9
INNOVATIVE RESEARCH OF WEST FLORIDA		7	2	22%	9
GLEN OAKS URGENT CARE		9			9
OSPREY VILLAGE AT AMELIA ISLAND LTD		7	2	22%	9
MARQUES PEDIATRICS			9	100%	9
TMH PHYSICIAN PARTNERS - MONTICELLO		8	1	11%	9
Maury Regional Hospital		6	3	33%	9
NORTHERN WESTCHESTER HOSPITAL LABORATORY		8	1	11%	9
THE TRADITION OF THE PALM BEACHES		9			9
ADVENT HEALTH - KISSIMMEE			9	100%	9
CARENOW URGENT CARE-MT JULIET		8	1	11%	9
ARNOT OGDEN MEDICAL CENTER LABORATORY		9			9
BRIDGEVIEW CENTER LLC		6	3	33%	9
SOUTHEASTERN OUTPATIENT SURGERY CENTER		9			9
VILLAGE PLACE HEALTH AND REHAB		9			9
LYSTER ACH FT RUCKER AL		8	1	11%	9
MID-FLORIDA PATHOLOGY, LLC		9			9
FIRST CHOICE PEDIATRICS WINTER SPRINGS		9			9
MERCY MEDICAL URGENT CARE CENTER INC		2	7	78%	9
WATSON HEALTHCARE		7	2	22%	9
STEWART ROCKLEDGE HOSPITAL			9	100%	9
NEMOURS CHILDREN'S URGENT CARE, ORLANDO - WATERFORD LAKES			9	100%	9
MAGNOLIA PEDIATRICS		2	7	78%	9
LAB UNKNOWN			9	100%	9
BAYONET POINT HOSPITAL			9	100%	9
PATHOGENIUS LABORATORIES		2	7	78%	9
EXECUTIVE MEDICAL SERVICES		8			8
PATEL MEDICAL VENTURES		7	1	13%	8
TOTAL ACCESS URGENT CARE			8	100%	8
ATLANTIC CONSOLIDATED LABORATORY		8			8
ALACHUA COUNTY HEALTH DEPARTMENT		1	7	88%	8
EASTERN SHORE URGENT CARE		5	3	38%	8
WACO HHSSURGEWACO	1	6	1	13%	8
MOSOLF PEDIATRICS			8	100%	8
STATEN ISLAND UNIVERSITY HOSPITAL SEGUINE AVE		8			8
OHIO CVS STORES, LLC DBA		8			8
GROWING TOGETHER PEDIATRICS, LLC		7	1	13%	8
HEALTHCARE NOW			8	100%	8
ROBERT WOOD JOHNSON HOSPITAL		7	1	13%	8
MINUTECLINIC DIAGNOSTICS MEDICAL GROUP		8			8
HOLY NAME MEDICAL CENTER	1	6	1	13%	8

COVID-19: testing by laboratory

Data through Dec 3, 2020 verified as of Dec 4, 2020 at 09:25 AM

Data in this report are provisional and subject to change.

The numbers in the table below represent the number of Florida and non-Florida residents for whom test results were received by the Department of Health. A person can be tested by more than one laboratory and can have both positive and negative results. **Therefore, the sum of the numbers in each column will be larger than the total number of people tested.**

Reporting lab	Inconclusive	Negative	Positive	Percent positive	Total
REDMED CLINIC OF ARLINGTON		7	1	13%	8
METHODIST MEDICAL CENTER		6	2	25%	8
INSTITUTE OF PATHOLOGY KINGS COUNTY		8			8
MD NOW MEDICAL CENTERS INC			8	100%	8
ADVENT HEALTH - FOUR CORNERS ER		8			8
JX REF LAB			8	100%	8
BEAUMONT EMERGENCY CENTER			8	100%	8
JFK MEDICAL CENTER NORTH LAB		1	7	88%	8
FLORIDA DEPARTMENT OF HEALTH IN CALHOUN COUNTY		5	3	38%	8
ROADS PEDIATRICS,LLC		7	1	13%	8
RAINBOW PEDIATRICS			8	100%	8
ARTHREX MEDICAL CENTER		5	3	38%	8
SAN JOSE SENIOR CARE LLC		5	3	38%	8
VETERAN AFFAIRS MEDICAL CENTER - JAMES J PETERS		6	2	25%	8
AMBRY GENETICS CORPORATION		8			8
MARKET STREET VIERA		8			8
MICHIGAN DEPARTMENT OF COMMUNITY HEALTH		1	7	88%	8
ROHR HOME		7	1	13%	8
CYPRESS POINT LIVING, LLC		7	1	13%	8
HUNTINGTON STATION URGENT CARE		8			8
NATURE COAST REGIONAL MEDICAL CENTER			8	100%	8
SAMARITAN MEDICAL CENTER		8			8
BAPTIST OUTPATIENT			8	100%	8
INTERNAL MEDICINE ASSOCIATES OF JACKSON HOSPITAL			8	100%	8
THE WOLFF CENTER FOR CHILD & ADOLESCENT HEALTH			8	100%	8
DOCTOR'S IN-HOUSE LAB/COMMUNITY HEALTH CENTERS OF PINELLAS – CLEARWATE			8	100%	8
ST ANTHONYS REHABILITATION HOSPITAL		7	1	13%	8
RICHMOND UNIVERSITY MEDICAL CENTER		7	1	13%	8
MINUTE CLINIC DIAGNOSTIC OF VIRGINIA		5	3	38%	8
MONTEFIORE ST LUKE'S CORNWALL HOSPITAL		7	1	13%	8
UNIVERSITY MEDICAL CENTER		8			8
WHITE SANDS OUTPATIENT SERVICES (WSOP SERVICES LLC		8			8
LIFE CARE CITRUS COUNTY			8	100%	8
KIVA AT CANTERBURY			8	100%	8
FLORIDA HOSPITAL WINTER GARDEN		7	1	13%	8
X-GENE MOLECULAR LABS		1	7	88%	8
MERCY MEDICAL CENTER		3	5	63%	8
SYNIVERSE WELLNESS CENTER		6	2	25%	8
ROSLYN URGENT CARE		8			8
COLLIER COUNTY HEALTH DEPT.		4	4	50%	8
CIAN DIAGNOSTICS			8	100%	8
MAINSTREAM DIAGNOSTIC LABORATORY LLC		8			8
GENE STREET LABORATORIES, LLC		6	2	25%	8
MID-HUDSON VALLEY DIVISION OF WESTCHESTER MEDICAL		8			8
HOWARD BEACH URGENT CARE		8			8
GENEUS DIAGNOSTICS			8	100%	8
ALLINA HEALTH - ABBOTT NORTHWESTERN HOSPITAL		5	3	38%	8

COVID-19: testing by laboratory

Data through Dec 3, 2020 verified as of Dec 4, 2020 at 09:25 AM

Data in this report are provisional and subject to change.

The numbers in the table below represent the number of Florida and non-Florida residents for whom test results were received by the Department of Health. A person can be tested by more than one laboratory and can have both positive and negative results. **Therefore, the sum of the numbers in each column will be larger than the total number of people tested.**

Reporting lab	Inconclusive	Negative	Positive	Percent positive	Total
ORMOND BEACH CENTRA CARE			8	100%	8
HARBORCHASE OF DR PHILLIPS		7	1	13%	8
ST. JOSEPH HOSPITAL AND HEALTH CARE INC.			8	100%	8
GOLISANO CHILDREN'S HOSPITAL OF SOUTHWEST FLORIDA		6	2	25%	8
FHCP-ORANGE CITY			8	100%	8
SYLVESTER AT PLANTATION LABORATORY		7	1	13%	8
GRAND OAKS OF PALM CITY LLC		8			8
DOCTOR'S IN HOUSE LAB			8	100%	8
HEALTHMARK REGIONAL HOSPITAL LAB		4	4	50%	8
FLUSHING HOSPITAL MEDICAL CENTER		6	2	25%	8
PROFESSIONAL PEDIATRICS		8			8
MEDEXPRESS URGENT CARE - WEST TAMPA			8	100%	8
SCHOOL OF PHARMACY AND PHARMACEUTICAL		7			7
APOLLO HEALTH & REHABILITATION		2	5	71%	7
ROBERT H JENKINS JR VETERANS' DOMICILIARY HOME OF		7			7
HUNTINGTON VILLAGE URGENT CARE		7			7
RIVER OAKS TREATMENT CENTER			7	100%	7
TRUE HEALTH DIAGNOSTICS		1	6	86%	7
MIAMI CLINICAL RESEARCH CORP			7	100%	7
BIOREFERENCE LABORATORIES INC		2	5	71%	7
MACKOUL PEDIATRICS FORT MYERS			7	100%	7
MIDMICHIGAN MEDICAL CENTER			7	100%	7
MONTEFIORE NYACK HOSPITAL AFFILIATED LABORATORY		7			7
NOVANT HEALTH INPATIENT CARE		2	5	71%	7
LIFE CARE CENTER OF PORT ST. LUCIE		4	3	43%	7
EMERGENCY MEDICAL CENTER		2	5	71%	7
MD PLUS URGENT CARE, LLC			7	100%	7
MINUTECLINIC DIAGNOSTIC		7			7
ONEIDA HEALTHCARE CENTER		7			7
HEARTLAND PEDIATRICS OF LAKE PLACID			7	100%	7
LAB UNKNOWN		6	1	14%	7
LEPE'S HOUSE			7	100%	7
Ocoee Health Care Center		7			7
ARCHBOLD MEMORIAL HOSPITAL/LAB		3	4	57%	7
ADVANCED DIAGNOSTIC LABORATORY			7	100%	7
SOUTH NASSAU COMMUNITIES HOSPITAL		5	2	29%	7
EAR NOSE & THROAT ASSOCIATES OF MANATEE PA		7			7
DEPARTMENT OF HEALTH- CITRUS COUNTY			7	100%	7
DORAL URGENT CARE			7	100%	7
OHIO STATE UNIVERSITY MEDICAL CENTER			7	100%	7
ALLEGRO - TAMPA	1	4	2	29%	7
HEALTH CARE LABORATORY SERVICES		1	6	86%	7
BAPTIST HEALTH			7	100%	7
WELLMED AT PORT ST LUCIE WEST		6	1	14%	7
HEALTH NETWORK LABORATORIES		6	1	14%	7
MOLECULAR PATHOLOGY LABORATORY			7	100%	7
NORTON HEALTHCARE			7	100%	7

COVID-19: testing by laboratory

Data through Dec 3, 2020 verified as of Dec 4, 2020 at 09:25 AM

Data in this report are provisional and subject to change.

The numbers in the table below represent the number of Florida and non-Florida residents for whom test results were received by the Department of Health. A person can be tested by more than one laboratory and can have both positive and negative results. **Therefore, the sum of the numbers in each column will be larger than the total number of people tested.**

Reporting lab	Inconclusive	Negative	Positive	Percent positive	Total
METROPOLITAN HOSPITAL CENTER		6	1	14%	7
BAPTIST PRIMARY CARE PONTE VEDRA		4	3	43%	7
GENESIS		4	3	43%	7
BARTON PARKER OD PC		7			7
HOSPICE OF MARTIN & ST LUCIE, INC		7			7
MEDEXPRESS URGENT CARE PALM BEACH GARDENS			7	100%	7
ALACHUA			7	100%	7
NORTHSHORE UNIVERSITY HEALTHSYSTEM EVANSTON HOSPITAL LAB			7	100%	7
SURGOINSVILLE PHARMACY		7			7
DOCTOR'S IN-HOUSE LAB/COMMUNITY HEALTH CENTERS OF PINELLAS -PINELLAS P			7	100%	7
AVENTURA HOSPITAL AND MEDICAL CENTER			7	100%	7
VIRTUA VOORHEES HOSPITAL		5	2	29%	7
DIAGNOSTIC CLINIC		6	1	14%	7
FLORIDA CENTER FOR DERMATOLOGY LABORATORY			7	100%	7
DOH-TAMPA BRANCH LABORATORY (MLK BLVD)		3	4	57%	7
RAINBOW PEDIATRIC CENTER		1	6	86%	7
GULF COAST MEDICAL GROUP		2	5	71%	7
PROHEALTH CARE ASSOCIATES MOBILE		5	2	29%	7
OPIS COQUINA CENTER		7			7
MEDLABS DIAGNOSTICS		7			7
LAKEVIEW HEALTH SYSTEMS			7	100%	7
JOHNS HOPKINS MEDICAL LABORATORIES		1	6	86%	7
PALM BAY HOSPITAL CLINICAL LABORATORY			7	100%	7
QUE		4	3	43%	7
CARENOW URGENT CARE-MADISON		7			7
CARENOW URGENT CARE - EAST NASHVILLE		7			7
FAMILY AND INTERNAL MEDICINE AT AVALON PARK		5	2	29%	7
EMERITUS AT NAPLES	1	6			7
Rosewood Healthcare and Rehabilitation Center		5	2	29%	7
MEDICATION ROOMS-CSU/CI NURSE STATION		7			7
STEWART MEDICAL GROUP INC			7	100%	7
UNIVERSITY OF WASHINGTON MEDICAL CENTER			7	100%	7
BAPTIST PEDIATRICS		6	1	14%	7
SOUTHCOR LABORATORY		2	5	71%	7
AUBURN COMMUNITY HOSPITAL		6	1	14%	7
FLORIDA HOSPITAL KISSIMMEE		4	3	43%	7
VETERANS AFFAIRS MEDICAL CENTER - OUTPATIENT			7	100%	7
NEUROINTERNATIONAL SARASOTA		6	1	14%	7
BAPTIST MEMORIAL HEALTH CARE		7			7
WEINBERG VILLAGE		7			7
WIREGRASS CLINIC LLC		5	2	29%	7
LEE COUNTY HEALTH DEPARTMENT		4	3	43%	7
THE MARY IMOGENE BASSETT HOSPITAL		7			7
BIOTECH CLINICAL LABORATORIES, INC.			7	100%	7
SUPERIOR RESIDENCES OF PANAMA CITY BEACH		6	1	14%	7
CYPRESS COVE		6	1	14%	7
CARENOW URGENT CARE-BRENTWOOD		5	2	29%	7

COVID-19: testing by laboratory

Data through Dec 3, 2020 verified as of Dec 4, 2020 at 09:25 AM

Data in this report are provisional and subject to change.

The numbers in the table below represent the number of Florida and non-Florida residents for whom test results were received by the Department of Health. A person can be tested by more than one laboratory and can have both positive and negative results. **Therefore, the sum of the numbers in each column will be larger than the total number of people tested.**

Reporting lab	Inconclusive	Negative	Positive	Percent positive	Total
MEDEXPRESS URGENT CARE - JAX ATLANTIC BLVD			7	100%	7
INTERMOUNTAIN CENTRAL LAB		1	6	86%	7
HOLY GARDEN ALF, INC.		7			7
MEADOWCREST MOLECULAR DIAGNOSTICS, LLC			7	100%	7
FLORIDA CLINICAL LAB			7	100%	7
JOSEPH SCHENKER MD PC DBA CENTERS URGENT		5	2	29%	7
AVON PARK PEDIATRICS			7	100%	7
GENETIC TECHNOLOGICAL INNOVATIONS			6	100%	6
WATAUGA MEDICAL CENTER		4	2	33%	6
PERSONAL PEDIATRICS PA		5	1	17%	6
TEXAS DEPARTMENT OF STATE HEALTH SERVICES		2	4	67%	6
PENN MEDICINE PRINCETON MEDICAL CENTER		6			6
ISLAND COAST PEDIATRICS IN-HOUSE LAB		6			6
AARK LABORATORY		6			6
MARIANNA HEALTH AND REHABILITATION CENTER		6			6
MD BEAUTY LABS, PA		6			6
COASTAL INTERNAL MEDICINE		6			6
DOH JACKSONVILLE CENTRAL LABORATORY		3	3	50%	6
SONORA QUEST LABORATORIES			6	100%	6
MAGNOLIA MEDICAL CLINIC			6	100%	6
CAREWELL 301 - WARWICK			6	100%	6
VALLEY IMMEDIATE CARE		5	1	17%	6
BETH ISRAEL DEACONESS MEDICAL CENTER			6	100%	6
CAPITAL HEALTH PLAN LABORATORIES			6	100%	6
LYNMOORE,THE		6			6
TEXAS MEDCLINIC			6	100%	6
LUMADOC HEALTH		4	2	33%	6
NORTHWESTERN MEMORIAL HOSPITAL			6	100%	6
ETHOS LABORATORIES		6			6
FLORIDA DEPARTMENT OF HEALTH IN TAYLOR COUNTY		4	2	33%	6
CARROLL GARDENS URGENT CARE		6			6
BAYCARE ALLIANT HOSPITAL			6	100%	6
COASTAL SKIN SURGERY AND DERMATOLOGY		3	3	50%	6
WEST		3	3	50%	6
CVS PHARMACY #8800		5	1	17%	6
BROOKDALE PANAMA CITY		5	1	17%	6
NORTHWEST FLORIDA ENT, PA		3	3	50%	6
WYOMING COUNTY COMMUNITY HOSPITAL LABORATORY		6			6
FIRST CHOICE PEDIATRICS INC		5	1	17%	6
THE COLLIER AT NAPLES		6			6
UNIVERSITY HOSPITAL UC HEALTH		6			6
ORANGE BLOSSOM FAMILY HEALTH		6			6
ALCOVE ASSISTED LIVING FACILITY		6			6
CARENOW URGENT CARE-SOUTHLAKE			6	100%	6
THE VILLAGES REGIONAL HOSPITAL FREESTANDING		3	3	50%	6
LAWTON CHILES HEALTH CENTER		1	5	83%	6
PASSPORT HEALTH			6	100%	6

COVID-19: testing by laboratory

Data through Dec 3, 2020 verified as of Dec 4, 2020 at 09:25 AM

Data in this report are provisional and subject to change.

The numbers in the table below represent the number of Florida and non-Florida residents for whom test results were received by the Department of Health. A person can be tested by more than one laboratory and can have both positive and negative results. **Therefore, the sum of the numbers in each column will be larger than the total number of people tested.**

Reporting lab	Inconclusive	Negative	Positive	Percent positive	Total
DARDEN WELLNESS CENTER		5	1	17%	6
DOCTORS CLINICAL LABORATORY, INC		5	1	17%	6
TIMBER CREEK PEDIATRICS		6			6
MONROE COUNTY HOSPITAL		4	2	33%	6
WILDLIGHT LAB			6	100%	6
BOCA VIPEDIATRICS			6	100%	6
FLORIDA WOMAN CARE LABORATORY			6	100%	6
BARNETT PARK☐			6	100%	6
COLLEGE POINT URGENT CARE		6			6
ROYAL CARE OF AVON PARK		5	1	17%	6
PROHEALTH MED		1	5	83%	6
SOUTH CAROLINA DEPARTMENT OF HEALTH			6	100%	6
BRIDGEWAY HEALTH CLINICS INC			6	100%	6
SAMARITAN HOSPITAL LABORATORY		6			6
GRACE REHABILITATION CENTER OF VERO BEACH		4	2	33%	6
ADVENTHEALTH MEDICAL GROUP		6			6
FREEDOM INN AT TARPON SPRINGS		6			6
SAINT PETER'S UNIVERSITY HOSPITAL		6			6
UNILAB		2	4	67%	6
STUART REHABILITATION AND HEALTHCARE		2	4	67%	6
NORTHWEST FLORIDA SLEEP			6	100%	6
HORIZON MEDICAL GROUP		5	1	17%	6
MAINSTREET FAMILY CARE			6	100%	6
CRESTVIEW URGENT CARE			6	100%	6
Nspire Health Care Kendall		5	1	17%	6
GENTRY PARK ORLANDO ASSISTED LIVING		6			6
PALM BEACH PEDIATRICS			6	100%	6
PATHGROUP LABS, LLC		4	2	33%	6
NEW YORK PRESBYTERIAN - LOWER MANHATTAN		6			6
PALMETTO HEALTH ALLIANCE		3	3	50%	6
FLORIDA MEDICAL SPECIALISTS		2	4	67%	6
MERCY HEALTH—MUSKEGON		5	1	17%	6
ARLINGTON OF NAPLES		6			6
MAIMONIDES-SHALOM ACADEMY, INC		5	1	17%	6
RIVERVIEW REGIONAL MEDICAL CENTER		6			6
ENIGMA DIAGNOSTIC, INC.			6	100%	6
WESTCHESTER GENERAL HOSPITAL BLOOD GAS LAB			6	100%	6
VALENCIA HOUSE ALF		6			6
PUBLIC SQUARE PHARMACY LLC		6			6
NAPLES CHILDREN'S URGENT CARE		6			6
TENNESSEE DEPARTMENT OF HEALTH (TDH) - CENTRAL LABORATORY			6	100%	6
TAMIAMI LAB MILLENIUM			6	100%	6
JUPITER MEDICAL CENTER			6	100%	6
JERSEY SHORE MEDICAL CENTER		6			6
JACKSON CLINIC PA,THE		3	3	50%	6
ST LUKES ROOSEVELT LABORATORY		6			6
PEDIATRICS OF CENTRAL FLORIDA		4	2	33%	6

COVID-19: testing by laboratory

Data through Dec 3, 2020 verified as of Dec 4, 2020 at 09:25 AM

Data in this report are provisional and subject to change.

The numbers in the table below represent the number of Florida and non-Florida residents for whom test results were received by the Department of Health. A person can be tested by more than one laboratory and can have both positive and negative results. **Therefore, the sum of the numbers in each column will be larger than the total number of people tested.**

Reporting lab	Inconclusive	Negative	Positive	Percent positive	Total
THOMAS JEFFERSON UNIVERSITY HOSPITAL		4	2	33%	6
RESEARCH CENTERS OF AMERICA, LLC		5	1	17%	6
Heartland Health Care Center North Sarasota		4	2	33%	6
THE TERRACE AT IVY ACRES ALF		6			6
MINUTECLINIC DIAGNOSTIC OF NORTH CAROLINA PC		6			6
BUECHELE DENTAL PA DBA CLERMONT FAMILY DENTISTRY		6			6
EAR NOSE AND THROAT ASSOCIATES OF MANATEE, P.A.		6			6
CLEARWATER STATMED QUICK QUALITY CLINICS			6	100%	6
TRINITY MEDICAL ASSOCIATES LLC			6	100%	6
Northwell Lab		2	4	67%	6
SEMINOLE TRIBE OF FLORIDA		4	2	33%	6
PUBLIC HEALTH LAB		6			6
COMMUNITY HEALTH OF SOUTH FLORIDA			5	100%	5
MOUNT SINAI BROOKLYN LABORATORY		4	1	20%	5
RIVER CITY PRIMARY AND URGENT CARE			5	100%	5
JOE DIMAGGIO CHILDREN'S HOSPITAL		1	4	80%	5
CENTREX CLINICAL LABS INC		5			5
GENESIS DERMATOLOGY		4	1	20%	5
EXPRESS DOCS LLC			5	100%	5
MARTHA'S HOUSE & ASSISTED LIVING FACILITY		5			5
ECLRS		2	3	60%	5
CVS MINUTE CLINIC DIAGNOSTIC OF NORTH CAROL		5			5
ARIZONA DEPARTMENT OF HEALTH SERVICES			5	100%	5
FREEDOM SQUARE NURSING CENTER			5	100%	5
CAMPBELL URGENT CARE			5	100%	5
ARDEN COURTS OF FORT MYERS		5			5
MAXHEALTH		4	1	20%	5
PRIME CARE ONE LLC/HARBORCHASE OF VENICE			5	100%	5
BAY STREET PHARMACY		5			5
THE UNIVERSITY OF VERMONT MEDICAL CENTER		4	1	20%	5
VASCONCELLO COHEN MD PA		4	1	20%	5
BROOKDALE FORT MYERS CYPRESS LAKE		5			5
NELSON BIOLOGICAL			5	100%	5
PRINCETON VILLAGE		3	2	40%	5
GOOD SAMARITAN SOCIETY OF DAYTONA		5			5
LORI MCAULIFFE MD PA			5	100%	5
CENTRA CARE POINCIANA			5	100%	5
PENINSULA CARE AND REHABILITATION CENTER			5	100%	5
WADSWORTH CENTER - DAVID AXELROD INSTITUTE		5			5
MINUTECLINIC, LLC, DBA MINUTECLINIC #2544		5			5
BROOKDALE BRANDON		5			5
PALMS REHABILITATION AND HEALTHCARE CENTER		3	2	40%	5
ST JOSEPH WOMENS HOSPITAL			5	100%	5
COMMUNITY MEDICAL CARE CENTER INC			5	100%	5
FLORIDA DEPARTMENT OF HEALTH - INVERNESS		3	2	40%	5
PEDIATRIC URGENT HEALTH CARE			5	100%	5
BETHESDA COMMUNITY HEALTH CENTER			5	100%	5

COVID-19: testing by laboratory

Data through Dec 3, 2020 verified as of Dec 4, 2020 at 09:25 AM

Data in this report are provisional and subject to change.

The numbers in the table below represent the number of Florida and non-Florida residents for whom test results were received by the Department of Health. A person can be tested by more than one laboratory and can have both positive and negative results. **Therefore, the sum of the numbers in each column will be larger than the total number of people tested.**

Reporting lab	Inconclusive	Negative	Positive	Percent positive	Total
BIOTECH			5	100%	5
INTERNAL MEDICINE SPECIALISTS			5	100%	5
CRESTWOOD MEDICAL CENTER		4	1	20%	5
BAYSHORE LABORATORY		4	1	20%	5
CONCENTRA			5	100%	5
OMNICARE PHARMACY OFTEXAS 1, LP DBA OMNICARE		5			5
MERCY COLLEGE HEALTH OFFICE		5			5
PEDIATRICS OF CENTRAL FLORIDA – POINCIANA		3	2	40%	5
TANNER MEDICAL CENTER EAST AL		5			5
DOCS URGENT CARE		1	4	80%	5
BAYA URGENT CARE LLC		1	4	80%	5
NORTHERN DUTCHESS HOSPITAL LABORATORY		5			5
HEALTHPARK MEDICAL CENTER ABG LAB		5			5
MANATEE COUNTY JAIL		4	1	20%	5
MISSOURI DEPARTMENT OF HEALTH AND SENIOR SERVICES			5	100%	5
GULF COAST VETERANS HCS PANAMA CITY OPC		5			5
VIERA MANOR ASSISTED LIVING RESIDENCE		5			5
Wesley Place on Honeysuckle		5			5
THE CLINIC PREMISE HEALTH			5	100%	5
MONTEFIORE MEDICAL CENTER LABORATORIES - NORTH		5			5
PEDIATRIC HEALTH CARE ALLIANCE, PA			5	100%	5
RESOLVE MOLECULAR DIAGNOSTICS		5			5
PEDIATRICS OF ALTAMONTE		5			5
MINUTECLINIC DIAGNOSTIC OF PENNSYLVANIA, LLD #1545		5			5
BAYLOR GENETICS		4	1	20%	5
MAIMONIDES MEDICAL CENTER		4	1	20%	5
ST CHARLES HOSPITAL LABORATORY		5			5
MANATEE PEDIATRICS			5	100%	5
PARAMOUNT WALK-IN CLINIC		1	4	80%	5
MC DIAGNOSTIC OF CONNECTICUT, PC #1960		5			5
CORNERSTONE MEDICAL CARE OF BRANDON PL		5			5
PATHLINE			5	100%	5
NIGHT OWL PEDIATRICS URGENT CARE			5	100%	5
Mt Sinai Aventura			5	100%	5
CHILDREN'S HOSPITAL OF PHILADELPHIA		5			5
NORTHPORT MEDICAL CENTER LAB		5			5
INN AT ASTON GARDENS AT PELICAN POINTE,THE		5			5
NORTH FLORIDA PEDIATRICS JASPER			5	100%	5
CLEVELAND CLINIC MARTIN HEALTH NURSING & RESTORATIVE		5			5
BRADENTON PHYSICIANS MEDICAL CENTER			5	100%	5
EPIC REFERENCE LABS INC			5	100%	5
WEST PACIFIC MEDICAL LABORATORY			5	100%	5
OCALA OAKS REHABILITATION CENTER		4	1	20%	5
LAKEVIEW HEALTH CARE SYSTEMS		1	4	80%	5
BAY PINES MEDICAL ASSOCIATES		1	4	80%	5
AZALEA HEALTH		2	3	60%	5
UPMC HEALTH SYSTEM		4	1	20%	5

COVID-19: testing by laboratory

Data through Dec 3, 2020 verified as of Dec 4, 2020 at 09:25 AM

Data in this report are provisional and subject to change.

The numbers in the table below represent the number of Florida and non-Florida residents for whom test results were received by the Department of Health. A person can be tested by more than one laboratory and can have both positive and negative results. **Therefore, the sum of the numbers in each column will be larger than the total number of people tested.**

Reporting lab	Inconclusive	Negative	Positive	Percent positive	Total
ELLIS HOSPITAL LABORATORY		5			5
HILLSBOROUGH COUNTY HEALTH DEPARTMENT			5	100%	5
FINLAY		1	4	80%	5
MEDICAL CENTER OF BLOUNTSTOWN			5	100%	5
ST VINCENT'S CHILTON		4	1	20%	5
WOODHULL MEDICAL AND MENTAL HEALTH CTR		5			5
BAPTIST HEALTH - TOWN CENTER			5	100%	5
FLORIDA HOSPITAL WINTER PARK		4	1	20%	5
MINUTECLINIC MINUTECLINIC #8746		5			5
COOPER HOSPITAL/UNIVERSITY MEDICAL		5			5
DEBARY HEALTH AND REHABILITATION CENTER		5			5
FLORIDA HOSPITAL LAKE MARY		5			5
URGENT CARE OF LONGWOOD			5	100%	5
BENDERSON FAMILY SKILLED NURSING AND□		5			5
PRECISION HEALTH SOLUTIONS		2	3	60%	5
AEL KNOXVILLE			5	100%	5
BEACON AT GULF BREEZE, THE		5			5
COMPREHENSIVE CHILDCARE ASSOCIATES		5			5
GLEN FALLS HOSPITAL DEPARTMENT OF PATHOLOGY		5			5
MEDEXPRESS PORT CHARLOTTE		1	4	80%	5
CVS MINUTE CLINIC, LLC		3	2	40%	5
LUXOR SCIENTIFIC LLC			5	100%	5
ADVENTHEALTH EXPRESS CARE AT			5	100%	5
MENORAH HOUSE		5			5
XRL SXF REF LAB		5			5
ALEXANDER NININGER STATE VETERANS		5			5
CHILDREN'S HEALTHCARE OF ATLANTA/EGLESTON		5			5
ST JOHNS BIOMEDICAL LAB		5			5
PRECISION DIAGNOSTICS INC - NJ		5			5
UT SOUTHWESTERN MEDICAL CENTER			5	100%	5
PRECISION LABS LLC		2	3	60%	5
NOT INDICATED		1	4	80%	5
BROOKDALE CLERMONT			5	100%	5
MORTON PLANT HOSPITAL NURSING			5	100%	5
MONTEFIORE MEDICAL CENTER LABORATORIES - WEILER		4	1	20%	5
GUTHRIE MEDICAL GROUP LABORATORIES		5			5
EXPRESS FAMILY CARE LLC			5	100%	5
TARPON BAYOU CENTER			5	100%	5
CLEARWATER PEDIATRIC CARE		1	4	80%	5
FRANCES WARDE MEDICAL LABORATORY		2	3	60%	5
BOND CLINIC DR ELDEEB		1	4	80%	5
ORLANDO HEALTH PHYSICIAN ASSOCIATES		4	1	20%	5
DIEGO FALLON MD PA		3	2	40%	5
OAKMONTE VILLAGE		4	1	20%	5
WELLMED AT LAKE COPELAND		2	3	60%	5
RADIOLOGY ASSOCIATES OF VENICE AND ENGLEWOOD		5			5
EDWARD J HEALEY REHAB & NURSING CENTER		5			5

COVID-19: testing by laboratory

Data through Dec 3, 2020 verified as of Dec 4, 2020 at 09:25 AM

Data in this report are provisional and subject to change.

The numbers in the table below represent the number of Florida and non-Florida residents for whom test results were received by the Department of Health. A person can be tested by more than one laboratory and can have both positive and negative results. **Therefore, the sum of the numbers in each column will be larger than the total number of people tested.**

Reporting lab	Inconclusive	Negative	Positive	Percent positive	Total
BROWARD COUNTY HEALTH DEPT.			5	100%	5
MINUTECLINIC DIAGNOSTIC OF PA, LLC (1036)		4	1	20%	5
BEACH HOUSE		5			5
WYOMING PUBLIC HEALTH LAB			4	100%	4
ELITE MEDICAL CENTER			4	100%	4
EXPRESS TESTING-ONE			4	100%	4
PANCARE HEALTH YOUNGSTOWN			4	100%	4
VITAL CARE URGENT CARE			4	100%	4
Surrey Place Healthcare and Rehabilitation		4			4
DEPT OF VA MEDICAL CENTER - BAY PINES		1	3	75%	4
CINNAMON COVE ALF		4			4
HELIX KH UC			4	100%	4
UNIVERSITY OF CHICAGO MEDICAL CENTER LAB			4	100%	4
MINIMALLY INVASIVE VASCULAR INC		4			4
THE DOCTORS CENTER HEALTHCARE-SOUTHSIDE		1	3	75%	4
ELTINGVILLE CIRCLE URGENT CARE		4			4
PM PEDIATRICS OF SELDEN		3	1	25%	4
MINUTECLINIC DIAGNOSTIC OF HAWAII LLC		4			4
ADVENT HEALTH - DELTONA ER		1	3	75%	4
UW MEDICINE VIROLOGY LAB			4	100%	4
WAKEMED		1	3	75%	4
MOBILE DOC FL, LLC		4			4
COLUMBIA MEMORIAL HOSPITAL LABORATORY		4			4
PROFESSIONAL PARK PEDIATRICS PA			4	100%	4
WELLMED AT SOUTH PARSONS		3	1	25%	4
CVS HEALTH, #3396		4			4
VERMONT DEPARTMENT OF HEALTH		1	3	75%	4
CVS MINUTE CLINIC DIAGNOSTIC OF TEXAS, LLC		4			4
SUMTER PEDIATRICS		4			4
REDMED OF CROSSTOWN		1	3	75%	4
LANE PEDIATRICS PA			4	100%	4
MOOSEHAVEN HEALTH CENTER		1	3	75%	4
MARION AND BERNARD L SAMSON NURSING CENTER			4	100%	4
FIFTH AVENUE PEDIATRICS		3	1	25%	4
BIOTEST PLASMA CENTER		4			4
LAFAYETTE NURSING AND REHABILITATION CENTER		4			4
INTERMARKET FACILITY			4	100%	4
ACCESS PHARMACY		4			4
ORMOND MEDICAL ARTS		3	1	25%	4
EAST BANK HOSPITAL - UNIVERSITY OF MINNESOTA MEDICAL CENTER			4	100%	4
CAPE COD HOSPITAL			4	100%	4
Salerno Bay Health & Rehabilitation Center		4			4
SARASOTA - ROBERT L TAYLOR COMMUNITY CENTER			4	100%	4
JACKSON COUNTY HEALTH DEPARTMENT			4	100%	4
AHC Decatur County		4			4
DIAGNOSTECHS		4			4
M&V SAN JOSE MEDICAL CENTER			4	100%	4

COVID-19: testing by laboratory

Data through Dec 3, 2020 verified as of Dec 4, 2020 at 09:25 AM

Data in this report are provisional and subject to change.

The numbers in the table below represent the number of Florida and non-Florida residents for whom test results were received by the Department of Health. A person can be tested by more than one laboratory and can have both positive and negative results. **Therefore, the sum of the numbers in each column will be larger than the total number of people tested.**

Reporting lab	Inconclusive	Negative	Positive	Percent positive	Total
MEDEXPRESS URGENT CARE BOCA RATON			4	100%	4
IRL MARKET LAB			4	100%	4
FISHERMEN'S HOSPITAL			4	100%	4
DOLPHIN POINTE HEALTH CARE LLC			4	100%	4
ENGLEWOOD HOSPITAL AND MEDICAL CENTER		1	3	75%	4
FHMG_FM AND IM AVALON PARK		1	3	75%	4
FLORIDA ATLANTIC UNIVERSITY STUDENT HEALTH			4	100%	4
INFECTION CONTROL/ EMPHEALTH		3	1	25%	4
PALM HARBOR DERMATOLOGY		4			4
DYNACARE LABORATORIES			4	100%	4
WALTON PLACE		4			4
OSWEGO HOSPITAL LABORATORY		4			4
PAVILION FOR HEALTHCARE, THE		4			4
PREMIER MEDICAL ASSOCIATES		4			4
DAVID POSNACK JEWISH DAY SCHOOL		4			4
OCOEE PEDIATRICS		4			4
CITYMD		1	3	75%	4
PALM BEACH CANCER INSTITUTE			4	100%	4
NOVANT HEALTH UVA		1	3	75%	4
SONIC REFERENCE LABORATORY			4	100%	4
UF HEALTH			4	100%	4
MD ANDERSON			4	100%	4
SIGNATURE CARE MONTROSE		2	2	50%	4
DAVITA DIALYSIS		4			4
NEWPATH DIAGNOSTICS		4			4
FAMILY MEDICAL CARE OF PALM BEACH			4	100%	4
SOUTHEASTERN PEDIATRIC ASSOCIATES			4	100%	4
CENTER ONE SURGERY CENTER		3	1	25%	4
OPTUMCARE FLORIDA LLC		1	3	75%	4
FOUNTAINVIEW BY FIVE STAR QUALITY CARE		4			4
MEMORIAL HEALTH CARE SYSTEMS			4	100%	4
TRIDENT BIOMETRICS		3	1	25%	4
CHILDREN'S MEDICAL GROUP		4			4
ASSISTED LIVING OF BROWARD		4			4
FORT HAMILTON URGENT CARE		4			4
COMPUNET CLINICAL LAB			4	100%	4
NEMOURS CHILDREN'S PRIMARY CARE VERO BEACH			4	100%	4
NIGHT LITE PEDIATRICS URGENT CARE CENTER			4	100%	4
Walker BaptistMedCtr		3	1	25%	4
HOLMES REG MED CENTER CLINICAL LAB			4	100%	4
LIFE'S SPECIAL MOMENTS INC		4			4
CHAMPLAIN VALLEY PHYSICIANS HOSPITAL		3	1	25%	4
CAREWELL 202			4	100%	4
MEDICAL CENTER AT OCEAN REEF		1	3	75%	4
MULBERRY CARE CENTER		1	3	75%	4
PASSPORT HEALTH OF TAMPA BAY		4			4
YAZJI PEDIATRIC CARE LLC DBA TUKA PEDIATRICS			4	100%	4

COVID-19: testing by laboratory

Data through Dec 3, 2020 verified as of Dec 4, 2020 at 09:25 AM

Data in this report are provisional and subject to change.

The numbers in the table below represent the number of Florida and non-Florida residents for whom test results were received by the Department of Health. A person can be tested by more than one laboratory and can have both positive and negative results. **Therefore, the sum of the numbers in each column will be larger than the total number of people tested.**

Reporting lab	Inconclusive	Negative	Positive	Percent positive	Total
DOTHAN PEDIATRIC CLINIC			4	100%	4
AHEC CLINIC		1	3	75%	4
GENEVA GENERAL HOSPITAL LABORATORY		3	1	25%	4
FLORIDA HOSPITAL ALTAMONTE		2	2	50%	4
CARE HERE			4	100%	4
PLANT CITY PEDIATRICS		4			4
COASTAL FAMILY PRACTICE		2	2	50%	4
FAMILY MEDICINE OF WESTON LLC			4	100%	4
ALBIBI		1	3	75%	4
IU HEALTH PATHOLOGY			4	100%	4
BENEVA LAKES HEALTHCARE & REHAB CENTER			4	100%	4
Belleair Healthcare Center		3	1	25%	4
PEDIATRIC HEALTHCARE ALLIANCE			4	100%	4
SONATA DELRAY BEACH		3	1	25%	4
ATMORE NURSING CENTER		3	1	25%	4
OMNICARE PHARMACY OF TEXAS 1		4			4
APEX HOME HEALTH CARE		4			4
CONCENTRA URGENT CARE		1	3	75%	4
BIO-TECH CLINICAL LABORATORIES			4	100%	4
PALM BEACH COUNTY HEALTH DEPARTMENT LABORATORY			4	100%	4
GNT ASSOCIATES		3	1	25%	4
BARBARA O'REILLY MD PA		4			4
SANFORD SOUTH UNIVERSITY		4			4
CITRUS COUNTY HEALTH DEPARTMENT		3	1	25%	4
LABS PLUS LLC		4			4
GENUS DIAGNOSTICS			4	100%	4
SOUTHWESTERN REGIONAL MEDICAL CENTER - TULSA		4			4
SPRING MANOR ASSISTED LIVING		4			4
EGL GENETICS DIAGNOSTICS			4	100%	4
MINUTECLINIC, LLC #03965		4			4
INSPIRED LIVING AT PALM BAY		4			4
BELVEDERE COMMONS OF FORT WALTON BEACH		4			4
CELERION			4	100%	4
COPELAND MEDICAL CLINIC		3	1	25%	4
ADVENT HEALTH CENTRA CARE - ORANGE LAKE		1	3	75%	4
BAYCARE MEDICAL GROUP INC			4	100%	4
GEORGE SAFRAN MD PC		4			4
COLLIER HMA PHYSICIAN MANAGEMENT, LLC			4	100%	4
FCHC (OB)-DARWIN SQUARE CTR.			4	100%	4
HOLIDAY MEDICAL ASSOCIATES		1	3	75%	4
PENNSYLVANIA DEPARTMENT OF HEALTH BUREAU OF LABORATORIES			4	100%	4
Millennium Nursing & Rehab Center		4			4
HEALTHY MINORS PEDIATRIC URGENT CARE		4			4
Sunset Lake Health and Rehabilitation Center		4			4
L3HARRIS FAMILY MEDICAL CENTER			4	100%	4
KANSAS DEPARTMENT OF HEALTH		2	2	50%	4
DTR LABS		3	1	25%	4

COVID-19: testing by laboratory

Data through Dec 3, 2020 verified as of Dec 4, 2020 at 09:25 AM

Data in this report are provisional and subject to change.

The numbers in the table below represent the number of Florida and non-Florida residents for whom test results were received by the Department of Health. A person can be tested by more than one laboratory and can have both positive and negative results. **Therefore, the sum of the numbers in each column will be larger than the total number of people tested.**

Reporting lab	Inconclusive	Negative	Positive	Percent positive	Total
STEWARD MELBOURNE HOSPITAL			4	100%	4
CARENOW URGENT CARE-GREEN HILLS		4			4
UNION CITY MANOR NURSING CENTER		4			4
BAYLOR ESOTERIC AND MOLECULAR LAB			4	100%	4
CELAL GUROL ERBAY, MD			4	100%	4
The Ponce Therapy Care Center		4			4
FLORIDA MEDICAL CLINIC - MULTI SPECIALTY CAMPUS		1	3	75%	4
SHARP MEMORIAL HOSPITAL MICROBIOLOGY DEPT			4	100%	4
CVS MINUTE CLINIC DIAGNOSTIC MED GRP OF CA		4			4
CVS MINUTE CLINIC DIAGNOSTIC OF TEXAS,LLC		3	1	25%	4
BROOKDALE JENSEN BEACH		4			4
MIAMI CANCER INSTITUTE			4	100%	4
BAPTIST PRIMARY BLACK CREEK SOUTH			4	100%	4
FLORIDA CANCER SPECIALISTS AND RESEARCH		2	2	50%	4
ACCENT PHYSICIAN SPECIALISTS PA		4			4
NORTHBROOK CENTER FOR		4			4
OKLAHOMA STATE UNIVERSITY DIAGNOSTIC LAB			4	100%	4
SOUTHEASTERN REGIONAL MEDICAL CENTER			4	100%	4
DESOTO HEALTH AND REHAB LLC		2	2	50%	4
MARSHALL MEDICAL CENTER SOUTH LAB		3	1	25%	4
NEW HAMPSHIRE DEPARTMENT OF HEALTH AND HUMAN SERVICES		3	1	25%	4
Westminster Manor		3	1	25%	4
FLORIDA HEART AND VASCULAR			4	100%	4
PANCARE HEALTH - BONIFAY K-8			4	100%	4
ILLINOIS DEPT OF PUBLIC HEALTH LAB - SPRINGFIELD			4	100%	4
CLEVELAND TENNESSEE HOSPITAL COMPANY		4			4
SIGNATURE CARE EMERGENCY CENTER		2	2	50%	4
MEADOWCREST FAMILY PHYSICIANS PA			4	100%	4
OSPREY LODGE		4			4
CARENOW URGENT CARE - WINTER SPRINGS		3	1	25%	4
REHABILITATION CENTER OF WINTER PARK,THE			4	100%	4
LABCORP UNSPECIFIED		4			4
COVENIENT CARE MEDICAL CLINIC			4	100%	4
FHCP – ORMOND BEACH			4	100%	4
LONG ISLAND JEWISH FOREST HILLS HOSPITAL		4			4
MARION COUNTY FIRE RESCUE		3			3
NEWSTAR MEDICAL LABORATORIES		3			3
FLORIDA DEPARTMENT OF HEALTH IN MIAMI DADE COUNTY		2	1	33%	3
MONTANA DEPARTMENT OF PUBLIC HEALTH & HUMAN SERVICES			3	100%	3
LEWIS COUNTY MANOR		3			3
MARSHFIELD LABORATORIES			3	100%	3
FLORIDA ENDOSCOPY & SURGERY CTR LLC		3			3
Bainbridge Health and Rehab		3			3
MIDDLETOWN MEDICAL P C			3	100%	3
SUPERIOR RESIDENCES AT CALA HILLS		3			3
LCS SANDHILL COVE LLC DBA		3			3
CORTLAND COUNTY HEALTH DEPARTMENT		3			3

COVID-19: testing by laboratory

Data through Dec 3, 2020 verified as of Dec 4, 2020 at 09:25 AM

Data in this report are provisional and subject to change.

The numbers in the table below represent the number of Florida and non-Florida residents for whom test results were received by the Department of Health. A person can be tested by more than one laboratory and can have both positive and negative results. **Therefore, the sum of the numbers in each column will be larger than the total number of people tested.**

Reporting lab	Inconclusive	Negative	Positive	Percent positive	Total
PUBLIC HEALTH TRUST OF MIAMI DADE COUNTY			3	100%	3
MED LABS DIAGNOSTICS		3			3
VELOCITY CARE			3	100%	3
PARRISH MEDICAL CENTER-WAIVED TESTING		3			3
TERENCE B MITCHELL MD, INC			3	100%	3
ASHTON PLACE		3			3
PANCARE HEALTH - WEWA ELEMENTARY			3	100%	3
ST LUKES HOSPITAL LABORATORY		2	1	33%	3
MPG JACKSONVILLE ATLANTIC BLVD		1	2	67%	3
NORTH SHORE HOSP. INFECTION CONTROL			3	100%	3
VIDANT MEDICAL CENTER			3	100%	3
GEORGIA DEPARTMENT OF PUBLIC HEALTH			3	100%	3
BELLIN HEALTH LAB		1	2	67%	3
ELITE PRIMARY CARE OF WAYCROSS			3	100%	3
FLORIDA MENTOR-POINT WEST CLUSTER		3			3
WINDSOR OF LAKEWOOD RANCH,THE		3			3
PRISMA HEALTH MIDLANDS			3	100%	3
ST BARNABAS HOSPITAL		3			3
CAPE CORAL URGENT CARE		2	1	33%	3
NORTH SHORE HEMATOLOGY-ONCOLOGY ASSOCIATES, PC		3			3
FLORIDA MENTOR		3			3
UNILAB OF DADE INC			3	100%	3
ADVENTHEALTH MEDICAL GROUP PEDIATRIC & ADOLESCENT		3			3
MEDIC INFUSION PA		3			3
CAMPAZZI CONCIERGE MEDICAL SERVICES		2	1	33%	3
AVANTE AT MT DORA		1	2	67%	3
GARCIA MORALES NELSON			3	100%	3
TRUE HEALTH – LAKE UNDERHILL		3			3
ACE BIOMEDICAL LABS LLC			3	100%	3
EAST HILL MEDICAL GROUP		2	1	33%	3
MD NOW URGENT CARE - DELRAY WEST			3	100%	3
MID FLORIDA PATHOLOGY LLC		3			3
TNC WALK IN CLINIC		1	2	67%	3
PEACEHEALTH LABORATORIES		2	1	33%	3
MADISON COUNTY HEALTH DEPARTMENT		3			3
BAPTIST OUTPATIENT SERVICES			3	100%	3
SANDGATE GARDENS REHAB & NURSING CENTER		2	1	33%	3
JOHN T MATHER MEMORIAL HOSPITAL LABORATORY		3			3
HAWTHORNE INN OF LAKELAND		3			3
MINUTE CLINIC LLC			3	100%	3
WATSON THERAPEUTICS		1	2	67%	3
IGENEX INC		3			3
WATSON THERAPEUTICS INC			3	100%	3
UCF STUDENT HEALTH SERVICES LABORATORY			3	100%	3
MARYLAND STATE DEPT OF HEALTH	2		1	33%	3
LAHEY CLINIC MEDICAL CENTER			3	100%	3
CHILDRENS MEDICAL CENTER			3	100%	3

COVID-19: testing by laboratory

Data through Dec 3, 2020 verified as of Dec 4, 2020 at 09:25 AM

Data in this report are provisional and subject to change.

The numbers in the table below represent the number of Florida and non-Florida residents for whom test results were received by the Department of Health. A person can be tested by more than one laboratory and can have both positive and negative results. **Therefore, the sum of the numbers in each column will be larger than the total number of people tested.**

Reporting lab	Inconclusive	Negative	Positive	Percent positive	Total
CULLMAN REGIONAL URGENT CARE		2	1	33%	3
FLORIDA LABORATORY ANALYSIS, LLC			3	100%	3
KETTERING HEALTH			3	100%	3
FLORIDA MEDICAL CL ODOM TPA			3	100%	3
INDIANA STATE DEPARTMENT OF HEALTH		1	2	67%	3
NAVARRE GARDENS		3			3
CITIZENS BAPTIST MEDICAL CENTERS LAB		3			3
BETH ISRAEL MEDICAL CENTER LABS		3			3
GYN PATH SERVICES			3	100%	3
FLORIDA CLINICAL LABORATORY - BIOREFERENCE LABORATORIES		2	1	33%	3
PUTNAM HOSPITAL CENTER LABORATORY		3			3
UNC HOSPITAL/MCLENDON CLINICAL LABORATORIES			3	100%	3
SCIENTIFIC LABORATORY DIVISION			3	100%	3
CARESPOT-WELLINGTON			3	100%	3
IOWA DEPARTMENT OF PUBLIC HEALTH			3	100%	3
PATIENT FIRST - ALLENTOWN			3	100%	3
PERDIDO URGENT CARE			3	100%	3
ALLIANCE FOR MULTISPECIALTY RESEARCH		3			3
GARDENS HEALTH NH LLC		3			3
BEEBE MEDICAL CENTER LABORATORY		3			3
GREENLEAF ALF		3			3
GREENVILLE MEMORIAL HOSPITAL LAB			3	100%	3
FLORIDA MEDICAL CLINIC IM MLK		3			3
MAYO		1	2	67%	3
MONTANA PUBLIC HEALTH LAB			3	100%	3
FLORIDA CANCER SPECIALISTS & RESEARCH INSTITUTE		2	1	33%	3
CROSSVILLE MEDICAL GROUP		1	2	67%	3
VIBRANT AMERICA		3			3
GROVES CENTER			3	100%	3
HEALTHCARE NETWORK OF SOUTHWEST FLORIDA			3	100%	3
BARONESS ERLANGER HOSPITAL		3			3
PALM BEACH CDH - DELRAY BEACH			3	100%	3
PBC PREMIER FAMILY HEALTH			3	100%	3
LAFAYETTE NURSING AND REHAB			3	100%	3
State Lab Unspecifd			3	100%	3
AVANTE INVERNESS		1	2	67%	3
CAREWELL URGENT CARE			3	100%	3
NOVARI CARE LLC		3			3
JOSEF SCHENKER MD PC		3			3
ARCPOINT LABS OF ST PETERSBURG		1	2	67%	3
RELIANT ACUTE CARE			3	100%	3
West Gate Village, LLC		3			3
THE LODGE AND REHABILITATION CENTER		3			3
MINUTECLINIC, LLC, DBA MINUTECLINIC #6106		2	1	33%	3
DEACONESS HOSPITAL			3	100%	3
MUNSON MEDICAL CENTER			3	100%	3
VIERA PEDIATRICS			3	100%	3

COVID-19: testing by laboratory

Data through Dec 3, 2020 verified as of Dec 4, 2020 at 09:25 AM

Data in this report are provisional and subject to change.

The numbers in the table below represent the number of Florida and non-Florida residents for whom test results were received by the Department of Health. A person can be tested by more than one laboratory and can have both positive and negative results. **Therefore, the sum of the numbers in each column will be larger than the total number of people tested.**

Reporting lab	Inconclusive	Negative	Positive	Percent positive	Total
BOND AND STEELE CLINIC, PA		2	1	33%	3
MEDICAL CENTER AFFILIATES WEST PALM			3	100%	3
PATHOLOGY REFERENCE LAB LLC			3	100%	3
WINDER NURSING INC DBA WINDER HEALTH CARE		3			3
LEXINGTON MEDICAL CENTER		1	2	67%	3
JOSEF SCHENKER MD PC DBA CENTERS URGENT		2	1	33%	3
MARION PEDIATRICS PA		3			3
ISLAND LAKE CENTER			3	100%	3
OPENTRONS PRL		2	1	33%	3
ACCESS HEALTH CARE		2	1	33%	3
NYC PUBLIC HEALTH LABS			3	100%	3
PRIMECARE		2	1	33%	3
BENSONHURST URGENT CARE		3			3
SIGNATURE CARE PFLUGERVILLE			3	100%	3
FORT MYERS REHABILITATION AND NURSING CENTER		2	1	33%	3
MOULTRIE CREEK NURSING AND REHAB			3	100%	3
WILLIAM A HINTON STATE LABORATORY INSTITUTE		1	2	67%	3
NORTH BROWARD HOSPITAL DISTRICT HEALTHCARE FOR THE HOMELESS			3	100%	3
URGENT TEAM - MUSCLE SHOALS		3			3
MIZELL MEMORIAL HOSPITAL			3	100%	3
THONOTOSASSA COMMUNITY HEALTH CENTER			3	100%	3
TUFTS MEDICAL CENTER			3	100%	3
Nashville Central Laboratory		3			3
RED MOUNTAIN DIAGNOSTICS		3			3
MEDFUSION		2	1	33%	3
FAMILY MEDICINE AT HUNTERS CREEK		3			3
CONSULATE HEATH CARE AT WEST ALTAMONTE			3	100%	3
SEMINOLE FAMILY HEALTH CENTER		3			3
REELFOOT FAMILY WALK IN CLINIC		2	1	33%	3
BETTERMED URGENT CARE			3	100%	3
HELIX MEDICAL CENTERS		1	2	67%	3
SEA LEVEL LABS			3	100%	3
INTERNAL MEDICINE LIPID AND WELNNES PRACTICE			3	100%	3
HILLVIEW LABORATORY			3	100%	3
THE CLINIC OF PEDIATRICS & GI MEDICINE, INC			3	100%	3
COURTYARD GARDENS OF JUPITER		3			3
CHARLOTTE CHD PORT CHARLOTTE		2	1	33%	3
TIFTON CARECONNECT URGENT CARE			3	100%	3
VICAR'S LANDING NURSING HOME		2	1	33%	3
SONATA BOYNTON BEACH		2	1	33%	3
The Care Center at Pinellas Park		3			3
TENDER CARE ALF		3			3
DICKSON MEDICAL ASSOCIATES PC PATH LAB		3			3
NOVANT HEALTH PRESBYTERIAN		2	1	33%	3
THOMAS LANGLEY			3	100%	3
REGIONAL MEDICAL LAB			3	100%	3
MINUTECLINIC DIAGNOSTIC OF NEW JERSEY, LLC # 7069		3			3

COVID-19: testing by laboratory

Data through Dec 3, 2020 verified as of Dec 4, 2020 at 09:25 AM

Data in this report are provisional and subject to change.

The numbers in the table below represent the number of Florida and non-Florida residents for whom test results were received by the Department of Health. A person can be tested by more than one laboratory and can have both positive and negative results. **Therefore, the sum of the numbers in each column will be larger than the total number of people tested.**

Reporting lab	Inconclusive	Negative	Positive	Percent positive	Total
UT MEMPHIS UNIVERSITY HEALTH SERVICES			3	100%	3
ORLANDO REGIONAL HEALTH SERVICES		1	2	67%	3
PREMIER FAMILY AND SPORTS MEDICINE		2	1	33%	3
MEDICAL CENTER ENTERPRISE			3	100%	3
GREATER MOBILE URGENT CARE – SPRINGHILL			3	100%	3
SJH			3	100%	3
NORTHERN LIGHT LABORATORY		1	2	67%	3
ALABAMA DEPARTMENT OF PUBLIC HEALTH		1	2	67%	3
ASPEN VALLEY HOSPITAL			3	100%	3
CONSOLIDATED LABORATORY SERVICES			3	100%	3
CARL R DARNALL ARMY MEDICAL CENTER			3	100%	3
URGENT DOC - URGENT CARE CLINIC			3	100%	3
VILLAGES HEALTH, THE		3			3
RHEA MEDICAL CENTER		3			3
MIRIMUS INC		1	2	67%	3
NIGHT LITE PEDIATRICS CENTER		1	2	67%	3
TARPON SPRINGS PEDIATRICS, LLC			3	100%	3
COVENANT PEDIATRICS		1	2	67%	3
KINDRED HOSPITAL MELBOURNE		3			3
SOFTLAB			3	100%	3
TAMPA		1	2	67%	3
SANFORD MOBILE LAB			3	100%	3
ONslow MEMORIAL HOSPITAL LABORATORY		3			3
SENTARA NORFOLK GENERAL HOSPITAL CENTRAL LAB			3	100%	3
BOROPARK URGENT CARE		3			3
CENTRAL FLORIDA PEDIATRIC URGENT CARE LLC		2	1	33%	3
SSM HEALTH ST LOUIS MICROBIOLOGY LABORATORY		1	2	67%	3
BRADENTON PHYSICIAN MEDICAL CENTER			3	100%	3
DEPARTMENT OF PATHOLOGY ROME MEMORIAL		3			3
CORTLAND REGIONAL MEDICAL CENTER		3			3
SOUTHERN OCEAN MEDICAL CENTER		3			3
KEY WEST URGENT CARE, INC		3			3
AVOW HOSPICE INC		3			3
GRACE MEDICAL HOME		2	1	33%	3
MINUTECLINIC, LLC #05038		3			3
BAY BREEZE HEALTH AND REHABILITATION CENTER		3			3
ANN STORCK CENTER INC		3			3
NORTH NAPLES HOSPITAL RESPIRATORY THERAPY DEPARTMENT			3	100%	3
NORTHEAST ALABAMA REGIONAL MEDICAL CENTER		2	1	33%	3
WESLEY CHAPEL INTERNAL MEDICINE AND PEDIATRICS			3	100%	3
CTRS			3	100%	3
PALMS WEST HOSPITAL			3	100%	3
STATMED QUICK QUALITY CLINIC AT NORTH PINELLAS			3	100%	3
ADRIANA M CASTRO MD PA		3			3
HELIX LW UC		1	2	67%	3
ABSOLUTE HEALTH		3			3
BAPTIST PRIMARY CARE, INC.		2	1	33%	3

COVID-19: testing by laboratory

Data through Dec 3, 2020 verified as of Dec 4, 2020 at 09:25 AM

Data in this report are provisional and subject to change.

The numbers in the table below represent the number of Florida and non-Florida residents for whom test results were received by the Department of Health. A person can be tested by more than one laboratory and can have both positive and negative results. **Therefore, the sum of the numbers in each column will be larger than the total number of people tested.**

Reporting lab	Inconclusive	Negative	Positive	Percent positive	Total
EXETER HOSPITAL		3			3
PEDIATRICS BY THE SEA JOG RD OFFICE			3	100%	3
VAIL VALLEY MEDICAL CENTER			3	100%	3
CALHOUN COUNTY HEALTH DEPT		2	1	33%	3
NORTHWEST FLORIDA CLINICAL LAB		1	2	67%	3
PPD - IXLAYER		3			3
QUATRACOR PLLC		3			3
US SPECIALTY LABS			3	100%	3
CGH MEDICAL CENTER			3	100%	3
ORANGE PARK PEDIATRIC ASSOCIATES			3	100%	3
VIERA HOSPITAL, INC			3	100%	3
URGENT CARE - OCONEE		2	1	33%	3
TARRANT COUNTY PUBLIC HEALTH		3			3
GRACE WELLNESS CENTER		2	1	33%	3
YORK HOSPITAL - LABORATORY			3	100%	3
SURETOX LABORATORY LLC		2	1	33%	3
SPRING LAKE REHABILITATION CENTER			3	100%	3
MID FLORIDA CLINICAL LABORATORY		2	1	33%	3
GONZALEZ MD AND ASWAD MD HEALTH SERVICES			3	100%	3
COMMUNITY MEDICAL AND DENTAL CARE INC		3			3
ALLIANCE LABS @LRMC			3	100%	3
VIRGINIA DIVISION OF CONSOLIDATED LABORATORIES			3	100%	3
ILLINOIS DEPARTMENT OF PUBLIC HEALTH			3	100%	3
ERIE COUNTY PUBLIC HEALTH CLINICAL		3			3
JACKSON SOUTH COMMUNITY HOSPITAL LAB			3	100%	3
PRORENATA LABS		1	2	67%	3
MANORCARE NURSING & REHABILITATION CENTER-NAPLES		3			3
LEE CONVENIENT CARE AT SUMMERLIN			3	100%	3
PINELLAS PARK HEALTH CENTER - PINELLAS CHD		1	2	67%	3
ADVENT HEALTH - WESTCHASE ER			3	100%	3
PR HEALTH			3	100%	3
NORTHSIDE HOSPITAL		2	1	33%	3
BRENTWOOD SENIOR LIVING AT ST PETE			3	100%	3
CAPTAIN JAMES A. LOVELL FEDERAL HEALTHCARE CENTER			3	100%	3
ADVENT HEALTH - TIMBERRIDGE ER		2	1	33%	3
DACH MAIN LAB			3	100%	3
ADVANCED EMURGENT CARE		2	1	33%	3
BRISTOL AT TAMPA, THE		3			3
UNIVERSITY OF MIAMI MILLER SCHOOL OF MEDICINE			3	100%	3
MCR HEALTH LAWTON CHILES ADMINISTRATION STE A		1	2	67%	3
FAMILY MEDICINE AT WATERMAN		3			3
WALK IN URGENT CARE			3	100%	3
MEDICAL CENTER OF THE ROCKIES			3	100%	3
BIRMINGHAM VAMC		1	2	67%	3
MAGNOLIA ADULT, LLC			2	100%	2
CROSS CITY REHABILITATION AND HEALTH CARE CENTER		2			2
VANAYER HEALTHCARE AND REHAB CENTER		2			2

COVID-19: testing by laboratory

Data through Dec 3, 2020 verified as of Dec 4, 2020 at 09:25 AM

Data in this report are provisional and subject to change.

The numbers in the table below represent the number of Florida and non-Florida residents for whom test results were received by the Department of Health. A person can be tested by more than one laboratory and can have both positive and negative results. **Therefore, the sum of the numbers in each column will be larger than the total number of people tested.**

Reporting lab	Inconclusive	Negative	Positive	Percent positive	Total
SCIENTIA DIAGNOSTICS			2	100%	2
FLORIDA PRIMARY & SPECIALTY CARE		2			2
COMMONWEALTH OF MASSACHUSETTS			2	100%	2
ATLAS GENOMICS			2	100%	2
COOK HOSPITAL AND CARE CENTER		1	1	50%	2
RAINY LAKE MEDICAL CENTER			2	100%	2
LIFE CARE HOME HEALTH SERVICES LLC			2	100%	2
FLAGLER PROFESSIONAL HEALTH CAE SERVICES INC		2			2
SPRING HILL REGIONAL HOSPITAL			2	100%	2
GULF COAST REGIONAL MEDICAL CARE		2			2
JUPITER INTERNAL MEDICINE AND ASSOCIATES			2	100%	2
MINUTE-CLINIC DIAGNOSTIC OF VIRGINIA, LLC #794		2			2
PLASMA MED RESEARCH DBA		2			2
FL DEPT OF HEALTH MARION COUNTY MOBILE HEALTH UNIT			2	100%	2
CARENOW-LEBANON		1	1	50%	2
CEDARS-SINAI MEDICAL CENTER			2	100%	2
MONTEFIORE MEDICAL CENTER LABS MONTEFIORE		1	1	50%	2
KINGS COUNTY HOSPITAL CENTER			2	100%	2
Lakeview Village		2			2
INSPIRIT SENIOR LIVING			2	100%	2
BIOHEALTH MEDICAL LAB INC			2	100%	2
Greystone Nursing and Rehab, LLC			2	100%	2
OURMED		2			2
AVANTE AT OCALA INC			2	100%	2
MARCO ISLAND HOSPITAL INC D/B/A		1	1	50%	2
CHAPPEL GROUP RESEARCH, THE		2			2
ADVENTHEALTH EAST ORLANDO EMPLOYEE CLINIC		2			2
Okeechobee Health Care Facility		2			2
JULIE STAATS DO		2			2
ADVENTHEALTH SEBRING- INFECTION CONTROL DEPARTMENT			2	100%	2
AFFORDABLE PRIMARY CARE LLC		2			2
SHORE MEDICAL CENTER		2			2
MD NOW URGENT CARE CENTER INC.			2	100%	2
CRUC CMCH-COVID-19		2			2
YOUTH AND YOU, INC		2			2
Cleveland Clinic Weston			2	100%	2
ANTHEM LAKES LLC		2			2
PROPATH			2	100%	2
BROOKDALE ORANGE PARK		2			2
STUDENT HEALTH SERVICES			2	100%	2
CLEAR LAKE REGIONAL MEDICAL CENTER			2	100%	2
MEMORIAL SLOAN KETTERING CANCER CENTER		1	1	50%	2
PACIFICA SENIOR LIVING OCALA		2			2
ORLANDO FAMILY MEDICAL INC		2			2
CONSULATE HEALTH CARE		1	1	50%	2
OKLAHOMA STATE DEPARTMENT OF HEALTH-PUBLIC HEALTH LABORATORY			2	100%	2
INTEGRITY CLINICAL RESEARCH CENTER INC		1	1	50%	2

COVID-19: testing by laboratory

Data through Dec 3, 2020 verified as of Dec 4, 2020 at 09:25 AM

Data in this report are provisional and subject to change.

The numbers in the table below represent the number of Florida and non-Florida residents for whom test results were received by the Department of Health. A person can be tested by more than one laboratory and can have both positive and negative results. **Therefore, the sum of the numbers in each column will be larger than the total number of people tested.**

Reporting lab	Inconclusive	Negative	Positive	Percent positive	Total
FLORIDA CLINICAL LABORATORY INC			2	100%	2
AMERICAN SCIENTIFIC LABORATORIES LLC			2	100%	2
PIEDMONT HOSPITAL LAB			2	100%	2
TENNESSEE DEPARTMENT OF HEALTH (TDH) - REGIONAL LABORATORY			2	100%	2
BAYSTATE MEDICAL CENTER		1	1	50%	2
MINUTECLINIC DIAGNOSTIC OF OHIO #6192		2			2
Workmens Circle Multicare Center		2			2
FLORIDA MEDICAL CLINIC -INTERNAL MED DADE CITY			2	100%	2
IMIC INC RESEARCH			2	100%	2
ESTATES MEDICAL CENTER INC			2	100%	2
WYOMING DEPT OF HEALTH			2	100%	2
SUNNYSIDE MANOR		2			2
NOT GIVEN		1	1	50%	2
URGENT CARE & FAMILY PRACTICE CENTER			2	100%	2
CENTERPLACE HEALTH, INC			2	100%	2
RAPID CITY RUGENT CARE			2	100%	2
ROSS MEDICAL GROUP			2	100%	2
EXPRESSCARE URGENT CARE CENTER			2	100%	2
JACKSON LABORATORY OF GENOMIC MEDICINE		2			2
LAKELAND HILLS CENTER		1	1	50%	2
ADVICE FOR OPTIMAL WELLNESS, INC			2	100%	2
PM PEDIATRICS OF BAYSIDE, PLLC - MANHASSET		2			2
ADVANCED PEDIATRICS OF BOCA LLC			2	100%	2
UNIVERSITY OF MARYLAND MEDICAL CENTER			2	100%	2
PROFESSIONAL URGENT CARE SERVICES		1	1	50%	2
DOCTORS HOSPITAL RENAISSANCE			2	100%	2
REGIONS HOSPITAL LABORATORY			2	100%	2
SUNSHINE ASSISTED LIVING		2			2
BAPTIST HEALTH MEDICAL CENTER			2	100%	2
ADVENTHEALTH MEDICAL GROUP PEDIATRICS AT		1	1	50%	2
DEPT OF HEALTH			2	100%	2
JEFFERSON WASHINGTON TOWNSHIP HOSPITAL		2			2
XPRESS URGENT CARE LLC		2			2
CURATIVE CARE CENTER INC			2	100%	2
UNIVERSITY OF KANSAS MEDICAL CENTER			2	100%	2
RENAISSANCE AT THE TERRACES		2			2
FLORIDA MEDICAL CLINIC RADIOLOGY DALE MABRY		2			2
PHYSICIANS MEDICAL CENTER		2			2
UT PATH			2	100%	2
ORANGE COUNTY HEALTH DEPARTMENT		1	1	50%	2
WHOLE CHILD PEDIATRICS			2	100%	2
CARE 365			2	100%	2
ASCENSION ST MICHAEL'S HOSPITAL LAB		1	1	50%	2
RIO PINAR HEALTH CARE			2	100%	2
MEDICAL CENTER AT OCEAN REEF,THE		2			2
MAWD PATHOLOGY GROUP			2	100%	2
POINT OF CARE PRIVATE HEALTH MANAGEMENT			2	100%	2

COVID-19: testing by laboratory

Data through Dec 3, 2020 verified as of Dec 4, 2020 at 09:25 AM

Data in this report are provisional and subject to change.

The numbers in the table below represent the number of Florida and non-Florida residents for whom test results were received by the Department of Health. A person can be tested by more than one laboratory and can have both positive and negative results. **Therefore, the sum of the numbers in each column will be larger than the total number of people tested.**

Reporting lab	Inconclusive	Negative	Positive	Percent positive	Total
NAVAL BRANCH MEDICAL CLINIC			2	100%	2
NORTH DAKOTA DEPT OF HEALTH MICROBIOLOGY			2	100%	2
UW HOSPITAL AND CLINICS		1	1	50%	2
PREMIER MEDICAL LABORATORY			2	100%	2
BMC/JACSONVILLE		1	1	50%	2
FEDERAL CORRECTIONAL INSTITUTION MARIANNA			2	100%	2
ORCHID COVE			2	100%	2
TREASURE COAST MEDICAL ASSOCIATES INC			2	100%	2
University Center East			2	100%	2
VALDOSTA FAMILY MEDICINE			2	100%	2
DMC UNIVERSITY LABORATORIES		1	1	50%	2
LEESBURG COMMUNITY HEALTH CENTERS			2	100%	2
TRICORE REFERENCE LABORATORY		1	1	50%	2
CELEBRATION PEDIATRICS PA			2	100%	2
FLORIDA HOSPITAL PHYSICIAN GROUP		1	1	50%	2
SOUTHWEST ORLANDO FAMILY MEDICINE, PL			2	100%	2
FIRST CHOICE MEDICAL PC			2	100%	2
NOVA SOUTHEASTERN UNIVERSITY - STUDENT MEDICAL CTR			2	100%	2
PALOS COMMUNITY HOSPITAL LABORATORY			2	100%	2
INA		1	1	50%	2
Magnolia Health and Rehab Center			2	100%	2
MOBILE COUNTY HEALTH DEPARTMENT		1	1	50%	2
NATIONAL JEWISH HEALTH			2	100%	2
NLC LABS			2	100%	2
DISCOVERY VILLAGE AT THE FORUM		2			2
FLORIDA HOSPITAL APOPKA		1	1	50%	2
REMISE OCCUPATIONAL HEALTH SOLUTIONS INC			2	100%	2
JUPITER MEDICAL CENTER URGENT CENTER			2	100%	2
NEW BRIDGE MEDICAL CENTER		2			2
ADVENTHEALTH CAR CENTER APOPKA			2	100%	2
SIGNATURE HEALTHCARE OF MIDDLEBURG		2			2
ALLIED PHYSICIANS GROUP PLLC		2			2
CARE ONE PRIMARY CARE			2	100%	2
FLORIDA KEYS PED & ADOLES CTR			2	100%	2
STEWART ST ELIZABETH MEDICAL CENTER			2	100%	2
PHYSICIANS LABORATORY SERVICES			2	100%	2
REGENCY OAKS HEALTH CENTER		2			2
NORTHWELL HEALTH			2	100%	2
CDRX INFUSION			2	100%	2
THE CLUB AT BOYNTON BEACH, LLC			2	100%	2
CARESPOT EXPRESS HEALTHCARE			2	100%	2
Hialeah Nursing And Rehabilitation Center			2	100%	2
JOHNNIE RUTH CLARKE LAB			2	100%	2
URGENT MED INC		1	1	50%	2
MAIN STREET MEDICAL CENTER OF CRESTVIEW PA			2	100%	2
ADVANCED URGENT CARE CENTER OF THE UPPER KEYS			2	100%	2
PULSE & REMEDY LLC			2	100%	2

COVID-19: testing by laboratory

Data through Dec 3, 2020 verified as of Dec 4, 2020 at 09:25 AM

Data in this report are provisional and subject to change.

The numbers in the table below represent the number of Florida and non-Florida residents for whom test results were received by the Department of Health. A person can be tested by more than one laboratory and can have both positive and negative results. **Therefore, the sum of the numbers in each column will be larger than the total number of people tested.**

Reporting lab	Inconclusive	Negative	Positive	Percent positive	Total
DOCTOR 4 U CLINIC			2	100%	2
WHOLE FAMILY HEALTH CENTER INC		1	1	50%	2
PELICAN LANDING		1	1	50%	2
FLORIDA DEPARTMENT OF HEALTH WASHINGTON COUNTY		1	1	50%	2
CITRUS PARK			2	100%	2
LAKELAND REGIONAL HEALTH		2			2
ARLINGTON DIALYSIS CENTER LLC		2			2
CARENOW URGENT CARE-DONELSON		2			2
HAWAII DEPARTMENT OF HEALTH			2	100%	2
JEFFERSON COUNTY HEALTH DEPARTMENT-MONTICELLO		2			2
PRECISION DIAGNOSTIC INC		2			2
LIFEHOPE LABS			2	100%	2
FAST PACE MEDICAL CLINIC		2			2
NORTON IMMEDIATE CARE CENTER - PRESTON			2	100%	2
NURSING PLUS OF BROWARD LLC		1	1	50%	2
TMH EC NORTHEAST LABORATORY			2	100%	2
ORLANDO LUTHERAN TOWERS		1	1	50%	2
TRUE HEALTH INC			2	100%	2
MINUTE CLINIC LLC #5706		1	1	50%	2
MAILBOX DIAGNOSTICS		1	1	50%	2
DANIEL M LIBBY MD PLLC		2			2
LAKE MARY HEALTH AND REHABILITATION CENTER		1	1	50%	2
THE PALMS REHABILITATION AND HEALTHCARE CENTER		2			2
CVS MINUTE CLINIC DIAGNOSTIC OF TEXAS		2			2
MINUTECLINIC, LLC #03268		2			2
CLINICA HISPANIA			2	100%	2
BAYLOR COLLEGE OF MEDICINE			2	100%	2
BNC Medical Investors, LLC Berrien Nursing & Rehabilitation Center		2			2
FIRST QUALITY LABORATORY			2	100%	2
CPL LABS			2	100%	2
VILLA HEALTH NH LLC			2	100%	2
AMERICAN MEDICAL LABORATORIES			2	100%	2
CROSSROADS			2	100%	2
ACL LABORATORIES INDUSTRIAL TOXICOLOGY			2	100%	2
ST VINCENTS AMBULATORY CARE INC DBA			2	100%	2
BETHPAGE EXTENDED HOURS CENTER		2			2
ST. CLOUD PHARMACY AND WELLNESS CENTER		2			2
Lakeside Oaks Care Center			2	100%	2
WHITESANDS OUTPATIENT TREATMENT		2			2
UK HEALTHCARE			2	100%	2
ROCKEFELLER UNIVERSITY CLINICAL GENOMICS LABORATOR		2			2
Elba Nursing and Rehabilitation Center, LLC		2			2
ST PETERSBURG PEDIATRICS-EAST BAY			2	100%	2
OHIO DEPARTMENT OF HEALTH LABORATORY		2			2
TGH Brandon Healthplex Laboratory			2	100%	2
PINELLAS POINT NURSING AND REHAB			2	100%	2
INSPIRA MEDICAL CENTER VINELAND LAB		2			2

COVID-19: testing by laboratory

Data through Dec 3, 2020 verified as of Dec 4, 2020 at 09:25 AM

Data in this report are provisional and subject to change.

The numbers in the table below represent the number of Florida and non-Florida residents for whom test results were received by the Department of Health. A person can be tested by more than one laboratory and can have both positive and negative results. **Therefore, the sum of the numbers in each column will be larger than the total number of people tested.**

Reporting lab	Inconclusive	Negative	Positive	Percent positive	Total
WALGREENS #05477		2			2
MC DIAGNOSTIC OF CONNECTICUT PC #459		2			2
DELAWARE DIAGNOSTICS LABS			2	100%	2
VERILY LAB		2			2
BFT LAB			2	100%	2
PALM CITY NURSING AND REHAB CENTER			2	100%	2
BAPTIST HEALTHCARE - LAKEVIEW CENTER INC		2			2
DRR JMC URGENT CARE DONALD ROSS			2	100%	2
IN AND OUT URGENT CARE			2	100%	2
RIVERWOOD CENTER,THE			2	100%	2
GEISINGER MEDICAL CENTER		2			2
SINAI PLAZA NURSING AND REHAB CENTER			2	100%	2
SOUTHSIDE FAMILY MEDICAL		2			2
ST. JOSEPH REGIONAL MEDICAL CENTER			2	100%	2
GINKGO-IXLAYER		2			2
NEW YORK STATE DEPARTMENT OF HEALTH		1	1	50%	2
Fouraker Hills Rehab and Nursing			2	100%	2
SYLVAN NURSING			2	100%	2
SMOKY MOUNTAIN URGENT CARE AND FAMILY MEDICINE CENTER			2	100%	2
CONEMAUGH MEMORIAL MEDICAL CENTER		2			2
CVS MINUTE CLINIC DIAGNOSTIC OF TEXAS LLC		2			2
HOME ACCESS HEALTH			2	100%	2
BENTON PEDIATRICS		2			2
TERRACE OF ST CLOUD, THE		1	1	50%	2
SWEETWATER NURSING CENTER		2			2
SOUTH FLORIDA FAMILY HEALTH & RESEARCH CTR			2	100%	2
ADVANCED RESEARCH FOR HEALTH IMPROVEMENT		1	1	50%	2
ADVENTHEALTH EXPRESS CARE AT WALGREENS			2	100%	2
BELVEDERE COMMONS OF SUN CITY CENTER		2			2
WASHINGTON COUNTY HEALTH DEPARTMENT		1	1	50%	2
SCDHEC BUREAU OF LABORATORIES			2	100%	2
NEMOURS CHILDREN'S URGENT CARE			2	100%	2
VENICE GREEN VILLAGE		2			2
CVS MINUTE CLINIC, LLC #22		2			2
UT AUSTIN UNIVERSITY HEALTH SERVICES			2	100%	2
FAMILY CARE			2	100%	2
BERNHARDT LABORATORIES			2	100%	2
LIFE CARE CENTER OF PALM BAY		2			2
SPECTRUM HEALTH			2	100%	2
CUMBERLAND MEDICAL CENTER INC		2			2
PM PEDIATRICS OF BAYSIDE PLLC - HOPEWELL JUNCTION		2			2
UC CORAL GABLES			2	100%	2
NAVAL MEDICAL CENTER SAN DIEGO			2	100%	2
MEDICAL CENTER LABORATORY			2	100%	2
COVID PROCESSING SITE			2	100%	2
ADVENTIST HINSDALE HOSPITAL LABORATORY			2	100%	2
SUNCOAST BLOOD BANK			2	100%	2

COVID-19: testing by laboratory

Data through Dec 3, 2020 verified as of Dec 4, 2020 at 09:25 AM

Data in this report are provisional and subject to change.

The numbers in the table below represent the number of Florida and non-Florida residents for whom test results were received by the Department of Health. A person can be tested by more than one laboratory and can have both positive and negative results. **Therefore, the sum of the numbers in each column will be larger than the total number of people tested.**

Reporting lab	Inconclusive	Negative	Positive	Percent positive	Total
APOLLO SURGERY CENTER			2	100%	2
Robert Cranfield			2	100%	2
VALLEY BAPTIST MEDICAL CENTER: BROWNSVILLE			2	100%	2
NEBRASKA MEDICAL CENTER			2	100%	2
LIFT HEALTH		2			2
MERCY HEALTH LAB		1	1	50%	2
Enterprise Health and Rehabilitation Center		2			2
CORAL REEF NURSING & REHABILITATION CENTER		2			2
GRAND VILLA OF MELBOURNE			2	100%	2
HEART OF FLORIDA HEALTH CENTER INC			2	100%	2
LOWELL GENERAL HOSPITAL			2	100%	2
RUSSELL MEDICAL CENTER		2			2
CERTIVIA LABORATORIES			2	100%	2
DELCARE PA			2	100%	2
FLORIDA COMMUNITY HEALTH CENTERS, INC.			2	100%	2
ST. MARY'S MEDICAL CENTER EVANSVILLE, INC			2	100%	2
DEKALB MEDICAL CENTER LABORATORY			2	100%	2
MINUTECLINIC DIAGNOSTIC OF PA LLC		2			2
SPRINGS MEDICAL LAB		1	1	50%	2
RUSH UNIVERSITY MEDICAL CENTER LABORATORY			2	100%	2
SANFORD REGIONAL HOSPITAL WORTHINGTON		2			2
Broadview Multi-Care Center		2			2
PINECREST PEDIATRICS GROUP LLC			2	100%	2
TRUE HEALTH- HOFFNER		2			2
LA MER NH LLC			2	100%	2
MORGAN STANLEY HEALTH CENTER		2			2
LAKE NONA PEDIATRICS IN ASSOCIATION WITH NEMOURS		2			2
WALGREENS COVID-19		2			2
PEDIATRIC HEALTH CARE (3577)		1	1	50%	2
CULLMAN REGIONAL MEDICAL CENTER		2			2
MOBIL LAB FOR ALL INC		2			2
TRINITAS REGIONAL MEDICAL CENTER		1	1	50%	2
GENETIC ASSAYS INC			2	100%	2
WRIGHTS HEALTH CARE AND REHABILITATION CENTER		2			2
SACRED HEART HOSPITAL ON THE EMERALD			2	100%	2
MINUTECLINIC DIAGNOSTIC OF TEXAS, LLC		2			2
MINUTECLINIC DIAGNOSTIC OF TEXAS, LLC #7435		2			2
UNITED MEMORIAL MEDICAL CENTER			2	100%	2
AUSTIN REGIONAL CLINIC MICROBIOLOGY LAB			2	100%	2
RIVERVIEW MEDICAL CLINIC		2			2
MINUTE CLINIC			2	100%	2
FOUNTAINS OF HOPE LLC, THE		2			2
MAIN STREET MEDICAL CENTERS		2			2
PALMETTO FAMILY HEALTH CENTER			2	100%	2
SOUTHEAST GEORGIA HEALTH SYSTEM			2	100%	2
VIRTUA MEMORIAL HOSPITAL BURLINGTON COUNTY			2	100%	2
STARR COUNTY MEMORIAL HOSPITAL			2	100%	2

COVID-19: testing by laboratory

Data through Dec 3, 2020 verified as of Dec 4, 2020 at 09:25 AM

Data in this report are provisional and subject to change.

The numbers in the table below represent the number of Florida and non-Florida residents for whom test results were received by the Department of Health. A person can be tested by more than one laboratory and can have both positive and negative results. **Therefore, the sum of the numbers in each column will be larger than the total number of people tested.**

Reporting lab	Inconclusive	Negative	Positive	Percent positive	Total
LEGACY LABORATORY SERVICES			2	100%	2
BIG BEND HOSPICE INC		2			2
STEWART MELBOURNE HOSPITAL, INC			2	100%	2
GALEN BAYLOR EXTENSION		2			2
PEDIATRICS AND ADOLESCENT MEDICINE		2			2
TERRACE AT HOBE SOUND, THE		1	1	50%	2
UNIVERSITY OF MICHIGAN		2			2
TALLAHASSEE MEMORIAL HEALTHCARE FAMILY MED RESIDENCY			2	100%	2
HEALTHWORKS MED GROUP OF FLORIDA PA		2			2
PALMS, THE		2			2
RAINBOW PEDIATRIC CENTER PA		1	1	50%	2
URGENT TEAM - HUNTSVILLE		2			2
THE HOSPITAL OF PROVIDENCE EMERGENCY ROOM			2	100%	2
SPECTRA LABS		1	1	50%	2
WOMENS CARE FLORIDA LLC-LABORATORY		2			2
HANOVER ENDOSCOPY CENTER		2			2
COL CROSSROAD		1	1	50%	2
ENTRUST IMMEDIATE CARE			2	100%	2
BREVARD HEALTH ALLIANCE INC, THE			2	100%	2
DOTHAN WEST FAMILY MEDICINE		1	1	50%	2
EMORY UNIVERSITY HOSPITAL			2	100%	2
HOUSTON HEALTH DEPARTMENT - BUREAU OF LABORATORY SERVICES			2	100%	2
WEISS PEDIATRIC CARE LLC		2			2
MORRISTOWN MEMORIAL HOSPITAL		2			2
ISLAND DOCTORS DAYTONA			2	100%	2
NOVADX		2			2
UNITY HEALTH AND REHABILITATION CENTER			2	100%	2
STEUBEN COUNTY PUBLIC HEALTH		2			2
LUTHERAN HAVEN ASSISTED LIVING		2			2
RELIANT IMMUNE DIAGNOSTICS			2	100%	2
MINUTE-CLINIC DIAGNOSTIC OF VIRGINIA, LLC #2003		1	1	50%	2
ASSOCIATES MD CYPRESS CREEK			2	100%	2
ADVENTIST HEALTH SYSTEM FLORIDA DEPT OF HEALTH		1	1	50%	2
ASCENSION ST VINCENT'S RIVERSIDE			2	100%	2
SARASOTA MEMORIAL MEDICAL URGENT CARE CENTER			2	100%	2
DALLAS MEDICAL CENTER			2	100%	2
KENTUCKY CABINET FOR HEALTH AND FAMILY SERVICES			2	100%	2
FLORIDA HOSPITAL LABORATORIES		2			2
BRANDYWYNE HEALTH CARE CENTER			2	100%	2
UNIVERSITY OF WASHINGTON MEDICAL CENTER (UWMC) EMERGENCY DEPT.			2	100%	2
SPECIALTY LABORATORIES			2	100%	2
KENILWORTH CARE & REHABILITATION CENTER			2	100%	2
PRINCETON BMC LABORATORY		2			2
CRESTVIEW IMMEDIATE CARE LL			2	100%	2
MEDICINE SHOPPE #1306 THE		1	1	50%	2
PREMIER LABORATORY SERVICES, LLC			2	100%	2
MINUTECLINIC DIAGNOSTIC OF TEXAS		2			2

COVID-19: testing by laboratory

Data through Dec 3, 2020 verified as of Dec 4, 2020 at 09:25 AM

Data in this report are provisional and subject to change.

The numbers in the table below represent the number of Florida and non-Florida residents for whom test results were received by the Department of Health. A person can be tested by more than one laboratory and can have both positive and negative results. **Therefore, the sum of the numbers in each column will be larger than the total number of people tested.**

Reporting lab	Inconclusive	Negative	Positive	Percent positive	Total
ORLANDO ORTHOPAEDIC OUTPATIENT SURGERY CENTER			2	100%	2
COMMONS AT ORLANDO LUTHERAN TOWERS SNF			2	100%	2
PEPIN ACADEMIES-PASCO		2			2
INTERNAL MEDICINE ASSOCIATES-DUNELLON			2	100%	2
Heritage Park Rehabilitation & Healthcare		2			2
VIRGINIA DEPT OF HEALTH OFFICE OF EPIDEMIOLOGY			2	100%	2
OHIO DEPARTMENT OF HEALTH			2	100%	2
FLORENCE - HUNTSVILLE HOSPITAL URGENT CARE		2			2
MID-FLORIDA HEMATOLOGY AND ONCOLOGY CENTERS		2			2
SOUTH DAKOTA DEPARTMENT OF HEALTH		2			2
SPARROW CENTRAL LAB			2	100%	2
ADVENT HEALTH - TUSKAWILLA		2			2
CORNERSTONE MEDICAL CARE OF BRANDON		2			2
WISE HEALTH SYSTEM		1	1	50%	2
CELEBRATION PEDIATRICS			2	100%	2
BAYMEADOWS PRIMARY CARE		2			2
WISCONSIN STATE LABORATORY OF HYGIENE		1	1	50%	2
COVANCE			2	100%	2
JRS LABORATORY			2	100%	2
EASTLAKE MEDICAL CENTER		2			2
REHABILITATION CENTER AT JUPITER GARDENS		2			2
NATIONWIDE LABORATORY SERVICES		1	1	50%	2
SUMNER REGIONAL MEDICAL CENTER		2			2
GOLDSTEIN			2	100%	2
PUTNAM COUNTY EMERGENCY RESCUE SERVICE		2			2
PEACE RIVER MEDICAL CENTER		2			2
MONROE COUNTY HEALTH DEPARTMENT			2	100%	2
KINGS BAY PEDIATRICS LLC			2	100%	2
ST LUKES HOSPITAL			2	100%	2
ADVANCED URGENT CARE LLC			2	100%	2
WALGREENS #13605		2			2
MEDFIRST URGENT CARE			2	100%	2
LEE MEMORIAL HEALTH SYSTEM		2			2
FHPG FAMILY MEDICAL CENTER OF TAMPA BAY		1	1	50%	2
MINUTECLINIC DIAGNOSTIC OF NORTH CAROLINA, PC		1	1	50%	2
ALAN A SMITH MD LLC		2			2
COMPREHENSIVE CLINICAL RESEARCH, LLC			2	100%	2
ROANE MEDICAL CENTER		1	1	50%	2
PTC LABORATORIES			2	100%	2
PEACEHEALTH CENTRAL		2			2
TELEVISIT PALM BAY FAMILY PRACTICE			2	100%	2
AVALON PARK RETIREMENT RESIDENCE		2			2
CVS MINUTE CLINIC DIAGNOSTIC OF KANSAS, PA		2			2
SunTerrace Health Care Center		2			2
THE VILLAGES HEALTH			2	100%	2
JOHN D. ARCHBOLD MEM. HOSPITAL			2	100%	2
Fort Gaines Health and Rehab		2			2

COVID-19: testing by laboratory

Data through Dec 3, 2020 verified as of Dec 4, 2020 at 09:25 AM

Data in this report are provisional and subject to change.

The numbers in the table below represent the number of Florida and non-Florida residents for whom test results were received by the Department of Health. A person can be tested by more than one laboratory and can have both positive and negative results. **Therefore, the sum of the numbers in each column will be larger than the total number of people tested.**

Reporting lab	Inconclusive	Negative	Positive	Percent positive	Total
MEDICANA NURSING AND REHAB CENTER			2	100%	2
CHESTERFIELD HEALTHCARE GROUP, INC		2			2
LOYOLA UNIVERSITY MEDICAL CENTER LABORATORY			2	100%	2
BROOKDALE SENIOR LIVING			2	100%	2
CHEROKEE COUNTY HEALTH AND REHAB CENTER		2			2
BAY COUNTY HEALTH DEPARTMENT		2			2
VAULT HEALTH			2	100%	2
SHANDS AT LAKE SHORE LAB			2	100%	2
YORKVILLE PEDIATRIC URGENT CARE		2			2
JOHNSON CITY MEDICAL CENTER		1	1	50%	2
IMA MEDICAL CENTER		2			2
SUNSHINE URGENT CARE LLC			2	100%	2
UNIVERSITY HOSPITAL OF BROOKLYN		2			2
ADVANCED MEDICAL CARE			2	100%	2
MEDSTAR HARBOR HOSPITAL			2	100%	2
DEPARTMENT OF HEALTH AND HUMAN SERVICES DIVISION OF BEHAVIORAL HEALTH		1	1	50%	2
TIEHH BIOTERRORISM RESPONSE LAB			2	100%	2
MADISON HOSPITAL LABORATORY			2	100%	2
MINUTECLINIC DIAGNOSTIC OF NORTH CAROLINA PC #7054		2			2
HCR MANOR CARE SERVICES OF FLORIDA III INC		2			2
87TH MEDICAL GROUP - MCGUIRE AMBULATORY CARE FACILITY		2			2
MINUTE CLINIC DIAGNOSTIC OF PENNSYLVANIA		2			2
ALVERNO CLINICAL LABORATORIES			2	100%	2
PINARD HOME HEALTH SERVICES INC			2	100%	2
SKIPPACK MEDICAL LAB			2	100%	2
FLORIDA MEDICAL CENTER OF CLEARWATER		2			2
Lake Charles Healthcare LLC dba Landmark Lake Charles			2	100%	2
PUBLIC HEALTH LABORATORY	1		1	50%	2
PALM GARDEN OF ORLANDO		2			2
ALLIANCE PEDIATRICS PA			2	100%	2
UNIVERSITY OF MISSOURI HEALTH CARE			2	100%	2
IN & OUT URGENT CARE METAIRIE			2	100%	2
GENERAL INTERNAL MEDICINE MEDICAL CTR CLINIC		1	1	50%	2
LACORP		1	1	50%	2
ADVICE FOR OPTIMAL WELLNESS			2	100%	2
FLORIDA MEDICAL CLINIC CARDIOLOGY-ZH			2	100%	2
UTMB PATHOLOGY CLINICAL SERVICES LABORATORY			2	100%	2
ST VINCENT'S ST CLAIR		1	1	50%	2
COLLIER BLVD HMA PHYSICIAN MANAGEMENT,, LLC			2	100%	2
PALM MEDICAL CENTER - PLANT CITY		2			2
COASTAL MEDICAL LAB			2	100%	2
MEMORIAL HERMANN			2	100%	2
FIRST CARE - MIDDLESBORO			2	100%	2
PHYSICIANS IMMEDIATE CARE AURORA			2	100%	2
BRITO MEDICAL CENTER			2	100%	2
PRIMARY CARE MEDICINE		1	1	50%	2
BERGEN COUNTY SURGICAL AND ENDOSCOPY CENTER		2			2

COVID-19: testing by laboratory

Data through Dec 3, 2020 verified as of Dec 4, 2020 at 09:25 AM

Data in this report are provisional and subject to change.

The numbers in the table below represent the number of Florida and non-Florida residents for whom test results were received by the Department of Health. A person can be tested by more than one laboratory and can have both positive and negative results. **Therefore, the sum of the numbers in each column will be larger than the total number of people tested.**

Reporting lab	Inconclusive	Negative	Positive	Percent positive	Total
VIGILINT HEALTHCARE		1	1	50%	2
MEMORIAL HERMANN CONSOLIDATED LABORATORY SERVICES			2	100%	2
PARADIGM LABORATORIES			2	100%	2
ARKANSAS DEPARTMENT OF HEALTH			2	100%	2
PM PEDIATRICS OF BAYSIDE PLLC		2			2
SCIENTIFIC LABORATORY COMPANY		2			2
HOSPICE OF THE TREASURE COAST		1	1	50%	2
EAST NAPLES PEDIATRICS			2	100%	2
LOUNDY		1			1
San Antonio Residence and Rehabilitation Center		1			1
SAINT JOSEPHS HOSPITAL OF ATLANTA			1	100%	1
PRINCIPLE DIAGNOSTICS LLC			1	100%	1
NEIGHBORCARE PHARMACY SERVICES		1			1
BRIDGEWATER PARK ASSISTED LIVING LLC			1	100%	1
TAYLOR MANOR		1			1
HARLEM HOSPITAL CENTER		1			1
EAST END PEDIATRICS		1			1
Sears Coastal Nursing and Rehab		1			1
PEDIATRIC ASSOCIATES - JACKSONVILLE			1	100%	1
BODYK			1	100%	1
Manatee Springs Rehabilitation and Nursing Center		1			1
THE LITTLE CLINIC			1	100%	1
WASHINGTON STATE DEPARTMENT OF HEALTH PUBLIC HEALTH LABORATORIES			1	100%	1
WESTON COUNTY HEALTH SERVICES			1	100%	1
TAMPA GENERAL MEDICAL GROUP LABORATORY HEALTHPARK			1	100%	1
BEST MEDICAL CENTER		1			1
Portsmouth Health and Rehab			1	100%	1
DAYTONA BEACH CENTRA CARE			1	100%	1
ST. LUCIE COUNTY HEALTH DEPARTMENT		1			1
BIODORON LABORATORIES			1	100%	1
HUNTERS CREEK PEDIATRICS		1			1
WELLMED AT FORT PIERCE		1			1
HEART HOSPITAL OF LAFAYETTE: EMERGENCY ROOM			1	100%	1
EXPRESS LAB LIVINGSTON			1	100%	1
CENTRAL DUPAGE HOSPITAL			1	100%	1
Seal Rock Healthcare		1			1
MOUNT SINAI AVENTURA DIAGNOSTIC CENTER			1	100%	1
FAMILY MEDICAL CENTERS			1	100%	1
NORTH CAROLINA STATE LABORATORY OF PUBLIC HEALTH, SPECTRUM LAB NETWORK			1	100%	1
WIREGRASS MEDICAL CENTER			1	100%	1
FLORIDA HOSPITAL TRANSPLANT CENTER		1			1
SKYRIDGE CLINICAL ASSOCIATES		1			1
NORDX			1	100%	1
Livingston County Center for Nursing and Rehabilitation		1			1
MINUTECLINIC LLC #3635		1			1
PALM WEST INTERNIST PA			1	100%	1
Regency Square			1	100%	1

COVID-19: testing by laboratory

Data through Dec 3, 2020 verified as of Dec 4, 2020 at 09:25 AM

Data in this report are provisional and subject to change.

The numbers in the table below represent the number of Florida and non-Florida residents for whom test results were received by the Department of Health. A person can be tested by more than one laboratory and can have both positive and negative results. **Therefore, the sum of the numbers in each column will be larger than the total number of people tested.**

Reporting lab	Inconclusive	Negative	Positive	Percent positive	Total
CAPITAL HEALTH LABORATORY INC			1	100%	1
CELEBRATION FAMILY PHYSICIANS LLC			1	100%	1
BOCA BIOLISTICS LLC			1	100%	1
DR. PHILLIPS MEDICAL WELLNESS CENTER			1	100%	1
Long Beach Care Center			1	100%	1
ST. MICHAEL'S ELITE HOSPITAL			1	100%	1
BLUEWATER TOXICOLOGY			1	100%	1
HIGHLANDS CLINICAL LABORATORY			1	100%	1
PRIME CARE FAMILY MEDICINE			1	100%	1
ADVENTHEALTH MEDICAL GROUP ADULT AND SENIOR HEALTH			1	100%	1
CVS MINUTE CLINIC DIAG OF IND, LLC #6549		1			1
VALLEY HOSPITAL MEDICAL CENTER		1			1
ST.ELIZABETH HEALTH CENTER	1				1
GUIDEWELL EMERGENCY MEDICINE DOCTORS LLC			1	100%	1
MOUNT SINAI COMPREHENSIVE CANCER CENTER			1	100%	1
APS-SUMMIT CARE PHARMACY, LLC DBA OMNICARE		1			1
KAISER PERMANENTE REGIONAL REFERENCE LABORATORY		1			1
LAURELLWOOD NURSING CENTER		1			1
PEDIATRIC ASSOCIATES - MIAMI LAKES		1			1
MACADAMS HOME HEALTH AGENCY		1			1
MID-FLORIDA CANCER CENTERS		1			1
The Crossroads		1			1
UNIVERSITY HOSPITALS OF CLEVELAND			1	100%	1
BEAUMONT REFERENCE LABORATORY			1	100%	1
PALMA CEIA MED GROUP-SWANN		1			1
EXPEDIAN URGENT CARE			1	100%	1
ADVANCE MD CARE			1	100%	1
RAPID CITY REGIONAL HOSPITAL -579 ATTN. LABORATORY		1			1
INTERMOUNTAIN MEDICAL CENTER			1	100%	1
BMC/NASSAU			1	100%	1
OHIO HEALTH DOCTORS HOSPITAL			1	100%	1
EAST COAST INSTITUTE FOR RESEARCH LLC			1	100%	1
RIVIERA BEACH HEALTH CENTER LAB			1	100%	1
DOCTORS HEARING			1	100%	1
LIGHTHOUSE PEDIATRICS OF NAPLES			1	100%	1
ROYAL PALM PEDIATRICS			1	100%	1
ASHLEY CLINICAL DIAGNOSTIC LABORATORY			1	100%	1
CAREWELL JW - WORCESTER LNC			1	100%	1
ARIZA WELLNESS CARE LLC			1	100%	1
CAREHERE HUDSON BAY			1	100%	1
NORTHEAST PEDIATRICS			1	100%	1
ADVANCED RESEARCH AND DIAGNOSTIC LABORATORY UNIVERSITY OF MINNESOTA			1	100%	1
AZALEALAND NURSING HOME		1			1
STARLING AT NOCATEE			1	100%	1
Manassas Health & Rehab			1	100%	1
JUPITER PEDIATRIC ASSOCIATES, PA			1	100%	1
ADVENTHEALTH NEW SMYRNA BEACH COMMUNITY HEALTH			1	100%	1

COVID-19: testing by laboratory

Data through Dec 3, 2020 verified as of Dec 4, 2020 at 09:25 AM

Data in this report are provisional and subject to change.

The numbers in the table below represent the number of Florida and non-Florida residents for whom test results were received by the Department of Health. A person can be tested by more than one laboratory and can have both positive and negative results. **Therefore, the sum of the numbers in each column will be larger than the total number of people tested.**

Reporting lab	Inconclusive	Negative	Positive	Percent positive	Total
SUMMERFIELD PAIN MANAGEMENT			1	100%	1
PROGENESIS INC			1	100%	1
RHODE ISLAND DEPARTMENT OF HEALTH			1	100%	1
GUARDANT HEALTH		1			1
HYDE PARK MEDICAL CENTER		1			1
Vi at Aventura		1			1
ASPIRUS RIVERVIEW HOSPITAL & CLINICS INC		1			1
MINUTE CLINIC OF KANSAS PA			1	100%	1
LEE MEMORIAL HOSPITAL OUTPATIENT SURGERY CENTER			1	100%	1
Gulf Shore Care Center			1	100%	1
NAPHCARE INC		1			1
DEPARTMENT OF HEALTH AND ENVIRONMENTAL CONTROL			1	100%	1
FIT4LIFE MEDICAL CENTER			1	100%	1
TREASURE COAST MEDICAL CONCIERGE LLC			1	100%	1
ORDRS, INC.			1	100%	1
MID FLORIDA COMMUNITY SERVICES			1	100%	1
BAPTIST HEALTH LEXINGTON			1	100%	1
CROSS CREEK HEALTH CARE		1			1
CONWAY MEDICAL CENTER			1	100%	1
LAKEVIEW REGIONAL HOSPITAL			1	100%	1
Harris Hill Nursing Facility		1			1
MY URGENT CARE CLINIC			1	100%	1
NFRC CLINICAL LAB			1	100%	1
BELLE GLADES HEALTH CLINIC			1	100%	1
Cornerstone at the Ranch		1			1
LIBERTY HEALTH CENTER			1	100%	1
MISSOURI DEPARTMENT OF HEALTH AND SENIOR SERVICES - STATE PH LAB		1			1
MIAMI-DADE COUNTY HEALTH DEPT.		1			1
TERRELL URGENT CARE			1	100%	1
UPSON REGIONAL MEDICAL CENTER			1	100%	1
MERITUS MEDICAL CENTER			1	100%	1
XSTREMEMD			1	100%	1
BROOKSVILLE REGIONAL HOSPITAL			1	100%	1
ST PETE DIRECT PRIMARY CARE		1			1
CALIFORNIA DIVISION OF COMMUNICABLE DISEASE CONTROL			1	100%	1
EH FARGO HOSPITAL LABORATORY			1	100%	1
CORPORATION OF AMERICA		1			1
Douglas County Health Center		1			1
ELITE CARE			1	100%	1
SUSAN F. WILLIAMS M.D., P.A.			1	100%	1
BAPTIST HOSPITAL EAST			1	100%	1
CLAY PRIMARY & FAMILY CARE LLC			1	100%	1
NEW GEN LABS			1	100%	1
HAMILTON CHD		1			1
FAITH FAMILY PRACTICE			1	100%	1
CQUENTIA NGS, LLC			1	100%	1
UNIVERSITY OF MARYLAND PATHOLOGY ASSOCIATES			1	100%	1

COVID-19: testing by laboratory

Data through Dec 3, 2020 verified as of Dec 4, 2020 at 09:25 AM

Data in this report are provisional and subject to change.

The numbers in the table below represent the number of Florida and non-Florida residents for whom test results were received by the Department of Health. A person can be tested by more than one laboratory and can have both positive and negative results. **Therefore, the sum of the numbers in each column will be larger than the total number of people tested.**

Reporting lab	Inconclusive	Negative	Positive	Percent positive	Total
MCH PHYSICIANS GROUP			1	100%	1
Valley Center (WV)			1	100%	1
RAPID URGENT CARE - ALBANY			1	100%	1
VISTA DEL SOL MED ASSOC		1			1
GRAND VIEW HOSPITAL			1	100%	1
CVS MINUTE CLINIC DIAGNOSTIC OF VIRGINIA		1			1
FHPG_EXP CARE W HILLSBOROUGH			1	100%	1
El Paso Health Care Center			1	100%	1
INFECTION CONTROL DEPT			1	100%	1
HEALTHCARE FOR THE HOMELESS			1	100%	1
WARE EXPRESS CARE			1	100%	1
INTEGRATED GENETICS SEQUENOM		1			1
LEXINGTON PLACE SENIOR LIVING COMMUNITY		1			1
CSL PLASMA LAB			1	100%	1
PALM SPRINGS GENERAL HOSPITAL			1	100%	1
NORTH SHORE HEMATOLOGY-ONCOLOGY ASSOCI		1			1
Bayou Vista Community Care Center			1	100%	1
ADVENT HEALTH - OWASA			1	100%	1
BEAUFORT MEMORIAL			1	100%	1
SHARON REGIONAL MEDICAL CENTER			1	100%	1
THE CHILDREN'S HOSPITAL OF PHILADELPHIA		1			1
FAIRVIEW SOUTHDALE			1	100%	1
BARRINGTON TERRACE NAPLES			1	100%	1
Tremont Health & Rehabilitation Center		1			1
DOCTOR'S IN-HOUSE LAB/COMMUNITY HEALTH CENTERS OF PINELLAS – JOHNNIE R			1	100%	1
NEW YORK PRESBYTERIAN HOSPITAL			1	100%	1
WHEATON FRANCISCAN LABORATORY			1	100%	1
PEDIATRIC HEALTHCARE ALLIANCE PA			1	100%	1
CLINICAL TRIALS OF TAMPA LLC		1			1
SEATTLE-KING COUNTY			1	100%	1
URGENT CARE OF FORT LAUDERDALE INC			1	100%	1
FIVE STAR PREMIER RESIDENCES OF POMPAN0 BEACH			1	100%	1
MEDICAL UNIVERSITY SC HOSPITAL			1	100%	1
GENESIS HEALTH SYSTEM			1	100%	1
INNOVATIVE COVID-DIVERSEY			1	100%	1
Remarkable Healthcare Dallas			1	100%	1
MEDICAL LIFE-INC GUIDEWELL EMERGENCY MEDICINE			1	100%	1
LOGAN COUNTY HOSPITAL			1	100%	1
GENESIS MICROBIOLOGY LAB		1			1
EASTMAN HEALTHCARE & REHAB		1			1
PROGRESSIVE MEDICAL RESEARCH			1	100%	1
TIMPANOGOS REGIONAL HOSPITAL			1	100%	1
VANAJA SUREDDI MD PA			1	100%	1
Manorcare Health Services West Reading North		1			1
Village Crest Center for Health & Rehabilitation		1			1
METHODIST MANSFIELD MEDICAL CENTER			1	100%	1
OPTIMAL CARE PEDIATRICS			1	100%	1

COVID-19: testing by laboratory

Data through Dec 3, 2020 verified as of Dec 4, 2020 at 09:25 AM

Data in this report are provisional and subject to change.

The numbers in the table below represent the number of Florida and non-Florida residents for whom test results were received by the Department of Health. A person can be tested by more than one laboratory and can have both positive and negative results. **Therefore, the sum of the numbers in each column will be larger than the total number of people tested.**

Reporting lab	Inconclusive	Negative	Positive	Percent positive	Total
HAVASU REGIONAL MEDICAL CENTER			1	100%	1
PRIMEX CLINICAL LABORATORIES INC			1	100%	1
ALL PEDIATRIC CARE PA			1	100%	1
FLORIDA EPIDEMIOLOGY PROGRAM			1	100%	1
STANFORD HEALTH CARE ANATOMIC PATHOLOGY & CLINICAL LAB			1	100%	1
Kindred Hospital South Florida Hollywood SNU			1	100%	1
ST VINCENTS AMBULATORY CARE INC			1	100%	1
LAKEVIEW HEALTH CARE SYSTEM LLC			1	100%	1
DESERT HOSPITAL/CPHU CLINICAL LABORATORY			1	100%	1
ST JOHNS PEDIATRICS PA		1			1
LIFEGUARD AMBULANCE SERVICE LLC - BAY COUNTY			1	100%	1
OAKWOOD HOSPITAL - SOUTHSORE			1	100%	1
BORINQUEN HEALTH CENTER			1	100%	1
SAINT ALPHONSUS REGIONAL MEDICAL CENTER			1	100%	1
TITUSVILLE TOWERS ASSISTED LIVING		1			1
PUBLIX PHARMACY #0332		1			1
WARD MEMORIAL HOSPITAL		1			1
AUSTIN PUBLIC HEALTH			1	100%	1
LEE PHYSICIAN GROUP			1	100%	1
PALMETTO PRIMARY CARE PHYSICIANS			1	100%	1
SISTERS MISSION			1	100%	1
SAINT JOSEPH'S HOSPITAL AND MEDICAL CENTER		1			1
HENRY FORD WEST BLOOMFIELD HOSPITAL			1	100%	1
Autumn Care of Suffolk		1			1
POMONA VALLEY COMMUNITY HOSPITAL			1	100%	1
UNITED HEALTHCARE			1	100%	1
ADIRONDACK MEDICAL CENTER		1			1
WALGREENS #06025		1			1
UNIVERSITY OF IOWA HOSPITALS & CLINICS			1	100%	1
EDGAR PRICE FAMILY & CHILDREN HEALTHCARE CENTER			1	100%	1
EASTSIDE MEDICAL CLINIC		1			1
ABBAY MANOR RETIREMENT RESIDENCE INC		1			1
INTERNAL MEDICINE GROUP OF CENTRAL FLORIDA			1	100%	1
REGIONAL MEDICAL LABORATORY			1	100%	1
MAYO CLINICAL LABORATORIES		1			1
CORDOVA FAMILY PRACTICE			1	100%	1
WELLOW URGENT CARE-OSWEGO			1	100%	1
WALGREENS #01398			1	100%	1
ULTIMATE ANALYSIS LABORATORY			1	100%	1
ST GERARD'S COMMUNITY OF CARE		1			1
PHYSICIANS PRIMARY CARE LEHIGH PEDS			1	100%	1
EXCEPTIONAL EMERGENCY CENTER			1	100%	1
AFFINITY URGENT CARE			1	100%	1
CAROLINAS HEALTHCARE SYSTEM LAB			1	100%	1
MAYO CLINIC OUTPATIENT DIALYSIS CENTER			1	100%	1
OAK HAVEN REHAB AND NURSING CENTER			1	100%	1
LAS PALMAS MEDICAL CENTER			1	100%	1

COVID-19: testing by laboratory

Data through Dec 3, 2020 verified as of Dec 4, 2020 at 09:25 AM

Data in this report are provisional and subject to change.

The numbers in the table below represent the number of Florida and non-Florida residents for whom test results were received by the Department of Health. A person can be tested by more than one laboratory and can have both positive and negative results. **Therefore, the sum of the numbers in each column will be larger than the total number of people tested.**

Reporting lab	Inconclusive	Negative	Positive	Percent positive	Total
COASTAL SKIN SURGERY AND DERMATOLOGY PL		1			1
CYPRESS CREEK MEDICAL CENTER			1	100%	1
MINUTECLINIC 7196		1			1
CVS HEALTH, #5962		1			1
DSI LABORATORIES-NAPLES-7TH			1	100%	1
SANTA ROSA PEDIATRICS			1	100%	1
STONECREST MEDICAL CENTER		1			1
MEMORIAL HEALTH SYSTEM		1			1
CULVER CITY URGENT CARE			1	100%	1
CARENOW URGENT CARE-WEST END		1			1
LAKE MARY - STIRLING CENTER SUITE 202			1	100%	1
CARESPOT URGENT CARE		1			1
PROGRESSIVE MEDICAL LAB LLC			1	100%	1
BRIGHAM AND WOMEN'S HOSPITAL			1	100%	1
CHP COVID-19 (TX)			1	100%	1
MEDCARE QUALITY MEDICAL CENTER LLC			1	100%	1
FAMILY PRACTICE ASSOCIATES		1			1
Lab MSMC Hialeah			1	100%	1
CVA MINUTE CLINIC DIAGNOSTIC OF VIRGINIA, LLC		1			1
Brio of Johnston		1			1
ACCURATE HEALTH SERVICES CORP			1	100%	1
DOCTORS CARE OF PALM COAST			1	100%	1
ALL CARE URGENT CARE			1	100%	1
PCR DIAGNOSTICS			1	100%	1
BRANDON REGIONAL EMERGENCY CTR			1	100%	1
MEA PRIMARY CARE PLUS BYRAM			1	100%	1
DE TAR HOSPITAL			1	100%	1
CAREWELL URGENT CARE FITCHBURG			1	100%	1
OCALA REGIONAL DIALYSIS- NORTH			1	100%	1
HACKENSACK UNIVERSITY MEDICAL CENTER		1			1
FAYETTE MEDICAL CENTER LAB		1			1
SOLARIS HEALTHCARE BAYONET POINT			1	100%	1
QUALITY CLINICAL LAB LLC			1	100%	1
ILLINOIS DEPT OF PUBLIC HEALTH LABS			1	100%	1
LAKE PLACID HEALTH AND REHABILITATION			1	100%	1
ST VINCENT'S AMBULATORY CARE INC			1	100%	1
HEALTH AND WELLNESS CENTER			1	100%	1
LEGACY AT HIGHWOODS PRESERVE		1			1
KINGWOOD EMERGENCY HOSPITAL			1	100%	1
THE PATHOLOGY LABORATORY		1			1
AVALON FAMILY RESORT ASSISTED LIVING LLC		1			1
PHYSICIANS REGIONAL MEDICAL CTR - COLLIER BLVD			1	100%	1
ANDREWS INSTITUTE AMBULATORY SURGERY CENTER		1			1
LADY LAKE SPECIALTY CARE			1	100%	1
BAYOU URGENT CARE			1	100%	1
NAVAL MEDICAL CENTER			1	100%	1
BEAUMONT HOSPITAL			1	100%	1

COVID-19: testing by laboratory

Data through Dec 3, 2020 verified as of Dec 4, 2020 at 09:25 AM

Data in this report are provisional and subject to change.

The numbers in the table below represent the number of Florida and non-Florida residents for whom test results were received by the Department of Health. A person can be tested by more than one laboratory and can have both positive and negative results. **Therefore, the sum of the numbers in each column will be larger than the total number of people tested.**

Reporting lab	Inconclusive	Negative	Positive	Percent positive	Total
SUN CLINICAL LABORATORIES			1	100%	1
ORCHID TERRACE		1			1
TMH PHYSICIAN PARTNERS QUINCY			1	100%	1
GRAND VILLA OF ALTAMONTE SPRINGS			1	100%	1
AFC PHYSICIANS OF FLORIDA, PA			1	100%	1
SAINT BARNABAS MEDICAL CENTER		1			1
PALM BEACH DIABETES AND ENDOCRINE SPECIALISTS, PA			1	100%	1
HELGEMO & LIOU PEDIATRICS			1	100%	1
HARDEE COUNTY FIRE RESCUE		1			1
MIDDLEBURG PEDIATRICS			1	100%	1
ADVENTHEALTH HOSPICE CARE CENTRAL FLORIDA		1			1
FLORIDA DIGESTIVE AND LIVER SPECIALISTS			1	100%	1
CONSULATE HEALTH CARE OF VERO BEACH			1	100%	1
UMHC HOLLYWOOD LABORATORY			1	100%	1
ADVENTHEALTH MEDICAL GROUP PEDIATRICS		1			1
ADVENT HEALTH CENTRAL TEXAS		1			1
SIGNATURE CARE LEWISVILLE-EMERGENCY CENTER			1	100%	1
SURGERY CENTER, THE			1	100%	1
LITTLE FALLS HOSPITAL LABORATORY		1			1
MERCYONE DES MOINES MEDICAL CENTER			1	100%	1
Harbert Hills Academy Nursing Home		1			1
PEDIATRIC ASSOCIATES - DORAL			1	100%	1
JACKSON MADISON CO. GEN. HOSPITAL			1	100%	1
HUNEYCUTT FAMILY PRACTICE			1	100%	1
VETERANS AFFAIRS MEDICAL CENTER - GREATER LOS ANGELES			1	100%	1
THE HEART HOSPITAL BAYLOR PLANO			1	100%	1
HOLY FAMILY MEDICAL CENTER		1			1
PEACHEALTH LABORATORIES		1			1
VA OPTOMETRY CLINIC			1	100%	1
Elm Crest Senior Living Community		1			1
INTERNAL MEDICINE ASSOCIATES PA		1			1
INTEGRATED REGIONAL LABS			1	100%	1
BLOOMINGDALE PEDIATRIC ASSOCIATES PA			1	100%	1
CANDLER HOSPITAL			1	100%	1
SACRED HEART HEALTH SYSTEM, INC			1	100%	1
ER NEAR ME HULEN		1			1
FLORIDA DEPARTMENT OF HEALTH (FDOH)			1	100%	1
ALTA BATES SUMMIT MEDICAL CENTER CLINICAL LAB			1	100%	1
STUART SURGERY CENTER, LLC			1	100%	1
Greystone Health Care Center		1			1
ROCKLEDGE HEALTH & REHABILITATION CENTER			1	100%	1
MED CHOICE CENTER OF NORTH MIAMI			1	100%	1
MEDICAL CLINIC OF HOUSTON			1	100%	1
SERENADES BY SONATA		1			1
Miller Health Care Center			1	100%	1
MID - FLORIDA PATHOLOGY LLC			1	100%	1
FLORIDA DEPARTMENT OF HEALTH SEMINOLE COUNTY		1			1

COVID-19: testing by laboratory

Data through Dec 3, 2020 verified as of Dec 4, 2020 at 09:25 AM

Data in this report are provisional and subject to change.

The numbers in the table below represent the number of Florida and non-Florida residents for whom test results were received by the Department of Health. A person can be tested by more than one laboratory and can have both positive and negative results. **Therefore, the sum of the numbers in each column will be larger than the total number of people tested.**

Reporting lab	Inconclusive	Negative	Positive	Percent positive	Total
ST. LUKES HOSPITAL			1	100%	1
ONE MEDICAL GROUP		1			1
ManorCare Rehabilitation Center- Decatur		1			1
OXY-GENLAB			1	100%	1
CALIFORNIA PUBLIC HEALTH LABORATORY			1	100%	1
ST MARY'S OF SAGINAW		1			1
BERKSHIRE MEDICAL CENTER			1	100%	1
SV MOBILE HEALTH			1	100%	1
PASCO COUNTY HEALTH DEPARTMENT			1	100%	1
OLEAN GENERAL HOSPITAL		1			1
MONMOUTH MEDICAL CENTER		1			1
GOSHEN HOSPITAL			1	100%	1
URGENT CARE AND SURGERY CENTER			1	100%	1
Heartland Healthcare Center Boca Raton			1	100%	1
HORIZON MEDICAL CENTER			1	100%	1
CLERMONT HEALTH DEPARTMENT			1	100%	1
SANITAS RESEARCH LLC			1	100%	1
MORNINGSIDE NURSING AND REHABILITATION		1			1
ALLEGHENY GENERAL HOSPITAL			1	100%	1
REFERENCE LABORATORY			1	100%	1
HOLLAND COMMUNITY HOSPITAL		1			1
Bolingreen Health and Rehabilitation		1			1
CONVENIENT MEDICAL AND HEALTH SERVICES			1	100%	1
Memorial Health Care Center			1	100%	1
STEPHENS COUNTY HOSPITAL			1	100%	1
FLORIDA HEART AND VASCULAR MULTISPECIALTY GROUP PA			1	100%	1
FLORIDA CLINICAL RESEARCH CENTER, LLC			1	100%	1
HARDIN MEMORIAL HOSPITAL - HEARTLAND PATHOLOGY CONSULTANTS			1	100%	1
MERCY - NORTH IOWA			1	100%	1
PINELLAS CHD - CLEARWATER			1	100%	1
CVS HEALTH, #1994		1			1
WELLINGTON REGIONAL MEDICAL CENTER			1	100%	1
CLEVELAND CLINIC OHIO LABORATORIES			1	100%	1
Villa Maria			1	100%	1
CLIFTON-FINE HOSPITAL LABORATORY		1			1
CHOTA COMMUNITY HEALTH SERVICES		1			1
LIFELINK TRANSPLANT INSTITUTE LAB			1	100%	1
JOHNSON & JOHNSON VISION CARE-VISTAKON			1	100%	1
OHIO VALLEY MANOR NURSING &		1			1
SUMMIT LABORATORY			1	100%	1
Good Samaritan Society - Albion		1			1
Garden Isle Healthcare and Rehabilitation Center		1			1
BAPTIST EMERGENCY HOSPITAL KELLY			1	100%	1
INTERNAL MEDICINE & PEDIATRICS OF TAMPA BAY PA			1	100%	1
Central Park Healthcare & Rehabilitation Center		1			1
SONNI'S PEDIATRICS			1	100%	1
NEMOURS CHILDREN'S PRIMARY CARE, ST CLOUD			1	100%	1

COVID-19: testing by laboratory

Data through Dec 3, 2020 verified as of Dec 4, 2020 at 09:25 AM

Data in this report are provisional and subject to change.

The numbers in the table below represent the number of Florida and non-Florida residents for whom test results were received by the Department of Health. A person can be tested by more than one laboratory and can have both positive and negative results. **Therefore, the sum of the numbers in each column will be larger than the total number of people tested.**

Reporting lab	Inconclusive	Negative	Positive	Percent positive	Total
ASHLEY PEDIATRICS			1	100%	1
PARKLAND HEALTH & HOSPITAL			1	100%	1
AMD			1	100%	1
BAYCARE MEDICAL GROUP INC			1	100%	1
DONALSONVILLE HOSPITAL			1	100%	1
ST MARYS MEDICAL CENTER			1	100%	1
DOCTORS EXPRESS OF ST PETERSBURG			1	100%	1
SHEEPSHEAD BAY URGENT CARE		1			1
FLORIDA HOSPITAL LAB			1	100%	1
Florida Baptist Retirement Center		1			1
WANTAGH URGENT CARE		1			1
VILLAGES HEALTH SYSTEM, LLC, THE			1	100%	1
SPECIALTY DRUG TESTING			1	100%	1
Glen Oaks Health and REhabilitation		1			1
PHYSICIANS PREMIER			1	100%	1
CHESAPEAKE REGIONAL MEDICAL CENTER			1	100%	1
WHITE WILSON MEDICAL CENTER NEPHROLOGY			1	100%	1
CELEBRATION HOSPITAL			1	100%	1
HELEN HAYES HOSPITAL LABORATORY		1			1
TANGLEWOOD MANOR		1			1
CFCH - FROSTPROOF			1	100%	1
JOSEPH SCHENKER MD PC		1			1
MEDICAL ARTS LABORATORY			1	100%	1
Eddy Memorial Geriatric Center		1			1
Trucare Living Centers - Columbus		1			1
MALUHIA		1			1
ADVENT HEALTH MEDICAL GROUP FAMILY MEDICINE			1	100%	1
POINT OF CARE CLINICS PRIMARY CARE		1			1
MARINA DEL REY HOSPITAL LAB			1	100%	1
ELEMENTS PHARMACY			1	100%	1
FREEPORT ER DOX URGENT CARE		1			1
DOCTORS MEMORIAL HOSP HOME HEALTH CARE		1			1
LP ELIZABETHTON		1			1
EXPRESS CARE OF THE SHOALS		1			1
KANA MEDICAL			1	100%	1
MEDICAL CENTER OF CENTRAL GEORGIA			1	100%	1
SEASONS HOSPICE AND PALLIATIVE CARE OF			1	100%	1
FAIRFIELD MEDICAL CENTER			1	100%	1
OCCUPATIONAL HEALTH CENTER		1			1
RIVERSIDE METHODIST HOSPITAL LAB			1	100%	1
NONA MEDICAL ARTS		1			1
MILFORD REGIONAL HOSPITAL			1	100%	1
POETS WALK SARASOTA			1	100%	1
CLINIC OF PEDIATRICS & GI MEDICINE INC			1	100%	1
Ramsey Village		1			1
MARYLAND DEPARTMENT OF HEALTH AND MENTAL HYGIENE			1	100%	1
MED TECH SERVICES OF PALM BEACH INC		1			1

COVID-19: testing by laboratory

Data through Dec 3, 2020 verified as of Dec 4, 2020 at 09:25 AM

Data in this report are provisional and subject to change.

The numbers in the table below represent the number of Florida and non-Florida residents for whom test results were received by the Department of Health. A person can be tested by more than one laboratory and can have both positive and negative results. **Therefore, the sum of the numbers in each column will be larger than the total number of people tested.**

Reporting lab	Inconclusive	Negative	Positive	Percent positive	Total
Signature healthcare of Jacksonville		1			1
CORNERSTONE OF RECOVERY INC		1			1
BAHIA OAKS LODGE		1			1
Waters of Covington		1			1
MEMORIAL HEALTH UNIVERSITY MEDICAL CENTER			1	100%	1
Lanier Rehab			1	100%	1
BLUFFTON HEALTH CENTER			1	100%	1
MINUTECLINIC LLC #5157			1	100%	1
WESTWOOD NURSING & REHAB		1			1
ALL PEDIATRIC CARE			1	100%	1
SYNERGENE LABORATORY			1	100%	1
PUTNAM CO HOSPITAL-D/B/A ASBURY TOWERS		1			1
MID FLORIDA BIOLOGICALS			1	100%	1
FALMOUTH BY THE SEA			1	100%	1
FLAGLER PROFESSIONAL HEALTH CARE SERVICES INC		1			1
CLAYMED OF NORTH FLORIDA			1	100%	1
METHODIST HOSPITAL			1	100%	1
RIVERSIDE MEDICAL CENTER		1			1
CLEVELAND CLINIC FLORIDA			1	100%	1
SPINE & PAIN CONSULTANT PLLC		1			1
DUKE HEALTH REGIONAL HOSPITAL			1	100%	1
GEORGE WASHINGTON UNIVERSITY HOSPITAL			1	100%	1
FLEMING ISLAND CENTER FOR CLINICAL RESEARCH		1			1
ADVANCED PEDIATRICS			1	100%	1
HEALTHCARE ASSOCIATES OF IRVING, LLP			1	100%	1
Cortland Acres Association		1			1
MARION COUNTY HEALTH DEPARTMENT			1	100%	1
VIVEX/UMTB BIOMEDICAL			1	100%	1
ARIZONA STATE LABORATORY			1	100%	1
NEW ERA COMMUNITY HEALTH CENTER LLC		1			1
GULF COAST PEDIATRICS OF SARASOTA PA			1	100%	1
DEL PRADO MEDICAL CENTER, INC		1			1
SILVERMAN			1	100%	1
Imperial Healthcare Centre			1	100%	1
BREVARD FAMILY WALK IN CLINIC			1	100%	1
SHAH			1	100%	1
STEWARD FLORIDA ALF, INC			1	100%	1
SCIENCE CARE			1	100%	1
SHANNON CLARK OD, PA			1	100%	1
MCW MENTAL HEALTH LLC		1			1
CHRISTIANA HOSPITAL		1			1
SPRINGBROOK HOSPITAL			1	100%	1
DEPT OF VA MEDICAL CENTER - MIAMI			1	100%	1
LAREDO EMERGENCY ROOM			1	100%	1
SHELBYVILLE HOSPITAL COMPANY		1			1
TENNESSEE VALLEY HCS			1	100%	1
MOUNT SINAI MEDICAL CENTER AVENTURA ER			1	100%	1

COVID-19: testing by laboratory

Data through Dec 3, 2020 verified as of Dec 4, 2020 at 09:25 AM

Data in this report are provisional and subject to change.

The numbers in the table below represent the number of Florida and non-Florida residents for whom test results were received by the Department of Health. A person can be tested by more than one laboratory and can have both positive and negative results. **Therefore, the sum of the numbers in each column will be larger than the total number of people tested.**

Reporting lab	Inconclusive	Negative	Positive	Percent positive	Total
HIGHLAND PARK LAKEWOOD PRESTON HOLLOW			1	100%	1
OCEAN MEDICAL CENTER		1			1
The Evangelical Lutheran Good Samaritan Society Prescott Village		1			1
ADVANCED LABORATORY SERVICES			1	100%	1
Medicalodges Neosho			1	100%	1
USC VERDUGO HILLS HOSPITAL			1	100%	1
MINUTECLINIC LLC #4024			1	100%	1
LIFE CARE CENTER OF GWINNETT		1			1
MDS PHARMA SERVICES		1			1
GATEWAY LABORATORIES		1			1
SUNSHINE PEDIATRICS OF CENTRAL FLORIDA PL			1	100%	1
SANTA CLARA VALLEY MEDICAL CENTER			1	100%	1
ALLIED PHYSICIANS GROUP		1			1
HELIX BIOMEDICS LLC			1	100%	1
FORT LOUDOUN PRIMARY CARE		1			1
NORTH PINELLAS CHILDRENS MEDICAL CENTER INC			1	100%	1
MINUTECLINIC DIAGNOSTIC OF VIRGINIA, LLC #1656		1			1
UHEALTH CORAL SPRINGS			1	100%	1
ORMOND BEACH URGENT CARE			1	100%	1
WOODLAND TOWERS			1	100%	1
Redwood Springs Healthcare			1	100%	1
ADVENTHEALTH PHYSICIAN GROUP - APPLEWOOD			1	100%	1
WINDSOR MANOR			1	100%	1
ADVANCED URGENT CARE PLLC		1			1
Garden View Care Center at Dougherty Ferry		1			1
CITRONELLE HEALTH AND REHABILITATION CENTER		1			1
BEAUMONT HOSPITAL, GROSSE POINTE			1	100%	1
Rio Grande City Nursing and Rehab Center			1	100%	1
NCHD			1	100%	1
PENINSULA REGIONAL MED CTR LAB			1	100%	1
TMH PHYSICIAN PARTNERS BLOUNTSTOWN			1	100%	1
BIOMAT USA			1	100%	1
ALLIANCE LABORATORY SERVICES			1	100%	1
DISCOVERY AT HOME, LLC			1	100%	1
WHITE-WILSON MEDICAL CENTER - FORT WALTON BEACH			1	100%	1
CFHC - FROSTPROOF			1	100%	1
SCRIPPS CLINIC MEDICAL			1	100%	1
HERNANDO COUNTY HEALTH DEPT			1	100%	1
THYROID SPECIALTY LABORATORY			1	100%	1
VILLAGES REHABILITATION AND NURSING CENTER		1			1
ARNOLD PALMER HOSPITAL LAB POCT		1			1
ORLANDO MEDICAL CENTER PL			1	100%	1
ADVANCE GASTROENTEROLOGY			1	100%	1
COMPASSION PEDIATRICS			1	100%	1
CLUB HEALTH AND REHABILITATION CENTER, THE		1			1
Masonic Medical Research Institute			1	100%	1
EXCEL URGENT CARE OF NJ			1	100%	1

COVID-19: testing by laboratory

Data through Dec 3, 2020 verified as of Dec 4, 2020 at 09:25 AM

Data in this report are provisional and subject to change.

The numbers in the table below represent the number of Florida and non-Florida residents for whom test results were received by the Department of Health. A person can be tested by more than one laboratory and can have both positive and negative results. **Therefore, the sum of the numbers in each column will be larger than the total number of people tested.**

Reporting lab	Inconclusive	Negative	Positive	Percent positive	Total
COLONIAL MEDICAL CENTER-EAST ORLANDO			1	100%	1
OAKMONT WEST- GREENVILLE SC		1			1
MIAMI CHILDRENS HOSPITAL MIDTOWN OUTPATIENT CENTER			1	100%	1
COOPER CLINIC			1	100%	1
MEDICAL ASSOCIATES OF BREVARD LLC		1			1
MID-FLORIDA PATHOLOGY LLC - MOBILE UNIT # 3			1	100%	1
PORT ORANGE NURSING & REHAB			1	100%	1
DALLAS COUNTY HEALTH AND HUMAN SERVICES			1	100%	1
FLORIDA DEPARTMENT OF HEALTH IN LEE COUNTY			1	100%	1
BRUCE S WEST MD			1	100%	1
AFFILIATED LABORATORIES INC			1	100%	1
BIOMAT ORLANDO		1			1
Good Samaritan Society-Blackduck		1			1
MEDEXPRESS - BLOOMIN BRANDS			1	100%	1
ORMC-ARDEN/EOI			1	100%	1
PRACTITIONERS IN MOTION			1	100%	1
PALMS OF FT MYERS,THE			1	100%	1
COVENANT HEALTH		1			1
BROOKS -TLC HOSPITAL SYSTEM			1	100%	1
EAST TENNESSEE STATE UNIVERSITY		1			1
HEALTH CARE SERVICES LC			1	100%	1
CLERMONT PEDIATRICS, PA			1	100%	1
HARRIS URGENT CARE CENTER			1	100%	1
CARE CENTERS OF NASSAU, LLC - HENDRICKS RD		1			1
Dulles Health and Rehab Center		1			1
FLORIDA HOSPITAL ORMOND BEACH			1	100%	1
ROAN DRUG COMPANY LLC		1			1
CLINICAL LABORATORY		1			1
CARESPOT EXPRESS HEALTHCARE BOYNTON BEACH			1	100%	1
SOUTHWEST FLORIDA DIVISION LAB			1	100%	1
NORTHCREST MEDICAL CENTER			1	100%	1
CALIFORNIA DEPARTMENT OF PUBLIC HEALTH			1	100%	1
NORTH SHORE MEDICAL CENTER - SALEM HOSPITAL			1	100%	1
NDX-CORE LAB			1	100%	1
LRGHEALTHCARE		1			1
LAWRENCE GENERAL HOSPITAL			1	100%	1
ENZO LABS INC			1	100%	1
TALLAHASSEE MEMORIAL HEALTHCARE			1	100%	1
SUNY AT STONY BROOK			1	100%	1
PARKWAY REGIONAL MEDICAL CENTER LAB			1	100%	1
HOLYOKE MEDICAL CENTER			1	100%	1
JS HEALTHCARE			1	100%	1
DEPARTMENT OF HEALTH/ NEW YORK			1	100%	1
Riverside Nursing & Rehabilitation Center		1			1
SOUTH LAKE FAMILY HEALTH CENTER			1	100%	1
SOUTHWOOD NURSING & RETIREMENT CENTER		1			1
MOORE CLINICAL RESEARCH INC			1	100%	1

COVID-19: testing by laboratory

Data through Dec 3, 2020 verified as of Dec 4, 2020 at 09:25 AM

Data in this report are provisional and subject to change.

The numbers in the table below represent the number of Florida and non-Florida residents for whom test results were received by the Department of Health. A person can be tested by more than one laboratory and can have both positive and negative results. **Therefore, the sum of the numbers in each column will be larger than the total number of people tested.**

Reporting lab	Inconclusive	Negative	Positive	Percent positive	Total
Mountain View Manor			1	100%	1
VELOCITY URGENT CARE			1	100%	1
NEW ERA HEALTH CENTER INC		1			1
PROVIDENCE HOSPITAL			1	100%	1
LAB. CORP. OF AMERICA			1	100%	1
PSL JAX BEACH OPERATIONS LLC			1	100%	1
HEALTHPARK MEDICAL CTR NURSING SVC		1			1
IDAHO HEALTH DEPARTMENT			1	100%	1
COBLESKILL REGIONAL HOSPITAL		1			1
ELMHURST MEMORIAL HOSPITAL			1	100%	1
INNOVATIVE HEALTH DIAGNOSTIC OF CALIFORNIA			1	100%	1
FLORIDA HEALTH CARE PLANS STIRLING CENTER			1	100%	1
HEALTH ALLIANCE			1	100%	1
CLINICAL LABORATORY DEPARTMENT			1	100%	1
VETERANS AFFAIRS MEDICAL CENTER - EAST ORANGE			1	100%	1
MULBERRY'S MOBILE PROVIDER SERVICES LLC			1	100%	1
HANCOCK REGIONAL HOSPITAL		1			1
Lutheran Community at Telford		1			1
Oakview Manor Health and Rehab		1			1
CATHEDRAL GERONTOLOGY CENTER DBA CATHEDRAL CARES			1	100%	1
COVID TESTING LLC			1	100%	1
COMMUNICABLE DISEASE CONTROL/PUBLIC HEALTH EMERGENCY PREPAREDNESS			1	100%	1
PARK AVENUE PEDIATRICS PC		1			1
BL DIAGNOSTICS LLC			1	100%	1
PROGRESS PHARMACY INC			1	100%	1
JUPITER MEDICAL CENTER URGENT CARE - STUART			1	100%	1
HOWELL BRANCH COURT			1	100%	1
BRANDON OUTREACH CLINIC			1	100%	1
TWIN			1	100%	1
MEDICAL CITY DALLAS HOSPITAL			1	100%	1
CHIEFLAND MEDICAL CENTER			1	100%	1
Mill Valley Care Center		1			1
BASCOM PALMER-MICRO LAB			1	100%	1
ACCESS HEALTH CARE PHYSICIANS			1	100%	1
Metairie Healthcare Center			1	100%	1
QUEST DIAGNOSTICS CLINICAL LABORATORIES INC		1			1
BOULDER COMMUNITY HOSPITAL			1	100%	1
CYPRESS VILLAGE REHAB CENTER		1			1
REEVES COUNTY HOSPITAL DISTRICT			1	100%	1
EASTERN FLORIDA STATE COLLEGE - PALM BAY CAMPUS			1	100%	1
PARRISH MEDICAL GROUP			1	100%	1
UNIVERSITY OF BALTIMORE WASHINGTON MEDICAL CENTER			1	100%	1
GIFFORD MEMORIAL HOSPITAL		1			1
PARTNERS IN PRIMARY CARE		1			1
ORLANDO CLINICAL RESEARCH CENTER		1			1
CARESOUTH HHA HOLDINGS OF THE TREASURE COAST LLC			1	100%	1
The Pines at Poughkeepsie Center for Nursing and Rehabilitation		1			1

COVID-19: testing by laboratory

Data through Dec 3, 2020 verified as of Dec 4, 2020 at 09:25 AM

Data in this report are provisional and subject to change.

The numbers in the table below represent the number of Florida and non-Florida residents for whom test results were received by the Department of Health. A person can be tested by more than one laboratory and can have both positive and negative results. **Therefore, the sum of the numbers in each column will be larger than the total number of people tested.**

Reporting lab	Inconclusive	Negative	Positive	Percent positive	Total
WALKONCLINIC			1	100%	1
ORLANDO FAMILY PHYSICIANS			1	100%	1
DERMDX, DIV OF AURORA DIAGNOSTICS/BERNHARDT LAB		1			1
TRAVIS LEE THOMPSON MD			1	100%	1
MINIUTECLINIC DIAG OF IND, LLC #6553		1			1
Oakwood - North Baldwins Center for Living		1			1
ADVENTHEALTH MEDICAL GROUP FAMILY & INTERNAL			1	100%	1
HOUSTON DEPARTMENT OF HEALTH AND HUMAN SERVICES			1	100%	1
GOLDING-GRANADO MEDICAL ASSOCIATES		1			1
AUGUSTA HEALTH CLINICAL LABORATORY			1	100%	1
Avera Sr. James Care Center		1			1
MINUTE CLINIC DIAGNOSTICS OF IN, LLC #6252		1			1
WEST COAST CLINICAL LABS INC			1	100%	1
MEDEXPRESS URGENT CARE - BLUEFIELD			1	100%	1
PENSACOLA PEDIATRICS MILTON			1	100%	1
CARE STATION MEDICAL GROUP		1			1
VALLEY MEDICAL LABORATORY			1	100%	1
FELICIDAD MEDICAL CENTER INC			1	100%	1
WILTON MANORS HEALTH & REHABILITATION CENTER			1	100%	1
OCALA FAMILY MEDICAL CENTER		1			1
SIGNATURE CARE MEMORIAL CITY			1	100%	1
UMASS MEMORIAL MEDICAL CENTER, INC		1			1
Crowne Place Assisted Living		1			1
DOCTORS CARE - GREER		1			1
MEDFAST URGENT CARE CENTERS, LLC		1			1
MACCLENNY NURSING AND REHAB			1	100%	1
PANCARE HEALTH GULF COUNTY			1	100%	1
ARBOR TERRACE SAN JOSE LLC		1			1
FHPG SURGICAL ASSOCIATES OF EAST PASCO			1	100%	1
CARE POINT HEALTH AND WELLNESS CENTER		1			1
ST. JOHN HOSPITAL & MEDICAL CENTER			1	100%	1
CAREWELL 203			1	100%	1
HILTON HEAD HOSPITAL/INPATIENT			1	100%	1
UCH LAB			1	100%	1
ALOHA HOME CARE LLC DBA ACCENTCARE HOME HEALTH OF		1			1
FLORHAM PARK ENDOSCOPY CENTER		1			1
CLINCLOUD, LLC			1	100%	1
APC PEDIATRICS			1	100%	1
Florida Clinical Laboratory			1	100%	1
NEWTON MEMORIAL HOSPITAL		1			1
Sanford Health & Rehabilitation			1	100%	1
CVS MINUTE CLINIC DIAGNOSTIC PA #3060		1			1
GRAND VILLA OF DUNEDIN			1	100%	1
MAYO CLINIC BEACHES PRIMARY CARE CTR		1			1
BAPTIST HOSPITAL OF MIAMI MCI BROWARD LABORATORY			1	100%	1
MARYLAND DEPARTMENT OF HEALTH AND MENTAL HYGIENE-LABORATORIES			1	100%	1
FIU HEALTH CARE CENTER			1	100%	1

COVID-19: testing by laboratory

Data through Dec 3, 2020 verified as of Dec 4, 2020 at 09:25 AM

Data in this report are provisional and subject to change.

The numbers in the table below represent the number of Florida and non-Florida residents for whom test results were received by the Department of Health. A person can be tested by more than one laboratory and can have both positive and negative results. **Therefore, the sum of the numbers in each column will be larger than the total number of people tested.**

Reporting lab	Inconclusive	Negative	Positive	Percent positive	Total
MEDICAL ASSOCIATES OF PINELLAS - LAB			1	100%	1
SHAMRA MEDICAL LABORATORY			1	100%	1
LUMICO LIFE INSURANCE COMPANY		1			1
HAWKINS FAMILY MEDICINE LLC		1			1
MICHIGAN HEALTH CLINIC LABORATORIES		1			1
ST. VINCENT HOSPITAL			1	100%	1
The Palms Nursing and Rehabilitation		1			1
TEVAPHARM			1	100%	1
PANCARE HEALTH - ALTHA PUBLIC			1	100%	1
NORTH FLORIDA CHILD DEVELOPMENT, INC			1	100%	1
ALPHA CLINICAL LABORATORY CORP.			1	100%	1
HALEYVILLE HEALTH CARE CENTER		1			1
COMMUNITY MEDICAL CENTER-ORANGE CITY		1			1
TRUMAN MEDICAL CENTER - HOSPITAL HILL			1	100%	1
BUENA VIDA ESTATES			1	100%	1
GEORGETOWN URGENT CARE			1	100%	1
SPRINGHILL SENIOR RESIDENCE		1			1
OSCEOLA ALF OPERATOR, LLC DBA□		1			1
UPMC NORTHWEST HOSPITAL			1	100%	1
ATHENS LIMESTONE HOSPITAL		1			1
MOSAIC MEDICAL CENTER MARYVILLE			1	100%	1
MANSFIELD MEDICAL LODGE			1	100%	1
RIVERSIDE COUNTY PUBLIC HEALTH LABORATORY			1	100%	1
ANY LAB TEST FAST CORP			1	100%	1
NORTH SHORE HEMATOLOGY-ONCOLOGY ASSOCIATES		1			1
LUTHERAN HAVEN EXTENDED CONGREGATE CAR		1			1
MED TECH CLINICAL LABORATORY		1			1
SOUTHERN LABORATORY SERVICES OF NWF		1			1
WINCHESTER HOSPITAL			1	100%	1
MICHELLE S PAGE MD PA		1			1
HEARTLAND REGIONAL MEDICAL CENTER		1			1
FLAGLER COUNTY BOARD OF COUNTY COMMISSIONERS			1	100%	1
ONPOINT URGENT CARE			1	100%	1
LITTLE COMPANY OF MARY HOSPITAL			1	100%	1
FLORIDA STATE UNIVERSITY HEALTH SERVICES			1	100%	1
STANLY REGIONAL MEDICAL CENTER			1	100%	1
COSTCO PHARMACY #1023			1	100%	1
HERNANDO CHILDREN'S			1	100%	1
WEST COAST FAMILY MEDICAL CARE			1	100%	1
IZ MEDICAL		1			1
MINNESOTA DEPARTMENT OF HEALTH LABORATORY			1	100%	1
MINUTECLINIC LLC # 3930			1	100%	1
BAPTIST HEALTH SURGERY CENTER			1	100%	1
HIBISCUS COURT			1	100%	1
LSU MEDICAL CENTER			1	100%	1
VIRTUA WEST JERSEY HOSPITAL		1			1
LATCHER LABORATORY OF A O FOX MEMORIAL		1			1

COVID-19: testing by laboratory

Data through Dec 3, 2020 verified as of Dec 4, 2020 at 09:25 AM

Data in this report are provisional and subject to change.

The numbers in the table below represent the number of Florida and non-Florida residents for whom test results were received by the Department of Health. A person can be tested by more than one laboratory and can have both positive and negative results. **Therefore, the sum of the numbers in each column will be larger than the total number of people tested.**

Reporting lab	Inconclusive	Negative	Positive	Percent positive	Total
OPTUM SILVER LAKES			1	100%	1
CVS MINUTE CLINIC DIAG OF IND LLC #5206		1			1
NORTHEAST TEXAS DIALYSIS		1			1
PM PEDIATRICS OF SELDEN PLLC		1			1
UNIVERSITY URGENT CARE			1	100%	1
TMH PHYSICIAN PARTNERS			1	100%	1
LABONE		1			1
DEACONESS URGENT CARE CENTER			1	100%	1
PATHOLOGYT & LAB MEDICINE SERVICES			1	100%	1
TITUSVILLE CENTER FOR SURGICAL EXCELLENCE LLC		1			1
Metro West Nursing and Rehab			1	100%	1
SUNCOAST COMMUNITY HEALTH CENTERS INC		1			1
COMMONWEALTH OF VIRGINIA DIVISION OF CONSOLIDATED LABORATORY SERVICES			1	100%	1
FLORIDA KEYS PED AND ADOLES CTR			1	100%	1
AVERA ST. MARY'S HOSPITAL			1	100%	1
METROHEALTH SYSTEM			1	100%	1
BIOMERIEUX			1	100%	1
GREENTREE MEDICAL CENTER			1	100%	1
MISSION HOSPITAL			1	100%	1
FAMILY MEDICINE AT WINTER PARK			1	100%	1
MERITER LABORATORIES			1	100%	1
BAPTIST HOSPITAL LABORATORY			1	100%	1
CARE ONE OF FLORIDA LLC			1	100%	1
LAKE REGIONAL HEALTH			1	100%	1
FRASER MEMORIAL HOSPITAL			1	100%	1
HARBOUR'S EDGE		1			1
INSPIRE HEALTHCARE CENTER			1	100%	1
BOSTON MEDICAL CENTER			1	100%	1
PALM COAST DRAW STATION/AMERICAN HEALTH ASSOCIATES		1			1
HAMILTON CI MAIN UNIT ANNEX/ WORK CAMP			1	100%	1
JOHN D. ARCHBOLD MEMORIAL HOSPITAL			1	100%	1
SOUTHERN HILLS MEDICAL CENTER			1	100%	1
ARDEN COURTS OF TAMPA		1			1
NORTH MIAMI BEACH SURGICAL CENTER			1	100%	1
SELF REGIONAL HEALTHCARE			1	100%	1
FLORIDA MEDICAL ASSOCIATES LLC			1	100%	1
UF HEALTH THE VILLAGES			1	100%	1
AFTER HOURS PEDS			1	100%	1
ATHENA PLASTIC SURGERY		1			1
GOOD SAMARITAN HOSPITAL			1	100%	1
VAULT MEDICAL SERVICES			1	100%	1
RENOWN REGIONAL MEDICAL CENTER			1	100%	1
SOUTH DADE NURSING & REHABILITATION CENTER			1	100%	1
UF KANAPAH LAB BEAKER		1			1
Sherwood Oaks Health Center			1	100%	1
AVON PARK CLUSTER		1			1
Arlington Care Center			1	100%	1

COVID-19: testing by laboratory

Data through Dec 3, 2020 verified as of Dec 4, 2020 at 09:25 AM

Data in this report are provisional and subject to change.

The numbers in the table below represent the number of Florida and non-Florida residents for whom test results were received by the Department of Health. A person can be tested by more than one laboratory and can have both positive and negative results. **Therefore, the sum of the numbers in each column will be larger than the total number of people tested.**

Reporting lab	Inconclusive	Negative	Positive	Percent positive	Total
2504-HOMEWOOD		1			1
MEDICAL ASSOCIATES OF CARTER		1			1
UHEALTH UNIVERSITY OF MIAMI			1	100%	1
ADVENTHEALTH SENIOR CARE AT ORMOND			1	100%	1
KETTERING MEDICAL CENTER			1	100%	1
NEW YORK UNIVERSITY MEDICAL CENTER			1	100%	1
AVERA SACRED HEART HOSPITAL			1	100%	1
PruittHealth Lakehaven		1			1
LODGE HEALTH AND REHABILITATION CENTER, THE		1			1
PEDIATRICS URGENT CARE, LLC			1	100%	1
FLORIDA ATLANTIC UNIVERSITY			1	100%	1
American Fork Care Center dba Heritage Care Center		1			1
SYNAPSE ANALYTICAL LABS		1			1
EXACCARE KINGSTON, LLC			1	100%	1
BAY REGIONAL URGENT CARE			1	100%	1
JACKSONVILLE STATEFL			1	100%	1
Consulate Health Care of Tallahassee			1	100%	1
ALABAMA REFERENCE LAB			1	100%	1
MED FUSION			1	100%	1
YUMA REGIONAL MEDICAL CENTER			1	100%	1
KEY TRAINING CENTER			1	100%	1
CHI ST. LUKE'S HEALTH BCM MEDICAL CENTER			1	100%	1
LEHIGH MEDICAL AND RESEARCH CENTER, INC			1	100%	1
MEMORIAL HOSPITAL WEST			1	100%	1
BAPTIST HOSPITAL EMPLOYEE HEALTH OFF			1	100%	1
HEALTH FIRST MEDICAL GROUP LLC			1	100%	1
Chateau Living Center			1	100%	1
Jupiter Medical Center Pavilion			1	100%	1
ADVANCED URGENT CARE OF MARATHON			1	100%	1
LABORATORIO MEDICO CENTRAL CONDOMINO MD			1	100%	1
PALM BEACH COUNTY HEALTH DEPT.			1	100%	1
SPECTRUM LABORATORY			1	100%	1
DUKE UNIVERSITY POINT OF CARE TESTING PROGRAM			1	100%	1
MEDONE URGENT CARE			1	100%	1
LAKE COMMUNITY ACTION AGENCY		1			1
FAMILY HEALTH CENTER			1	100%	1
WEST COAST PEDIATRICS			1	100%	1
TENNOVA ER - SANGO			1	100%	1
ADVENTHEALTH IMAGING LAKE NONA			1	100%	1
ALLEGANY COUNTY DEPARTMENT OF HEALTH		1			1
DIXITKUMAR N MODI MD PA			1	100%	1
TAMPA URGENT CARE			1	100%	1
SACRED HEART MEDICAL CENTER			1	100%	1
MEMORIAL HERMANN SOUTHWEST HOSPITAL			1	100%	1
SPORTS MEDICINE CLINIC - U OF WYOMING			1	100%	1
LAB TEST KENDALL LLC		1			1
SIMEDHEALTH LLC		1			1

COVID-19: testing by laboratory

Data through Dec 3, 2020 verified as of Dec 4, 2020 at 09:25 AM

Data in this report are provisional and subject to change.

The numbers in the table below represent the number of Florida and non-Florida residents for whom test results were received by the Department of Health. A person can be tested by more than one laboratory and can have both positive and negative results. **Therefore, the sum of the numbers in each column will be larger than the total number of people tested.**

Reporting lab	Inconclusive	Negative	Positive	Percent positive	Total
CAH ACQUISITION COMPANY 11 LLC			1	100%	1
HEALTHQUEST, INC			1	100%	1
PANCARE HEALTH - VERNON ELEMENTARY			1	100%	1
HEALTH PLUS SUNRISE MEDICAL OFFICE			1	100%	1
FAMILY CARE PARTNERS URGENT CARE LLC			1	100%	1
FLORIDA DEPARTMENT OF HEALTH PALM BEACH COUNTY			1	100%	1
WALKIN MEDICAL URGENT CARE,NEW CITY			1	100%	1
A.G. Rhodes		1			1
GWINNETT MEDICAL CENTER			1	100%	1
PHYSICIAN ASSOCIATES, LLC			1	100%	1
LISTENING DOCTOR PLLC, THE			1	100%	1
Washington County Nursing H0me			1	100%	1
LABRADOR PRIMARY CARE CENTER			1	100%	1
OCHSNER MEDICAL CENTER			1	100%	1
WALGREENS #5130			1	100%	1
ESOTERIC LAB			1	100%	1
FLORIDA FAMILY LABORATORY		1			1
THOMAS HOSPITAL			1	100%	1
COLLINS NURSING HOME		1			1
ROCKWALL URGENT CARE			1	100%	1
STANDIFER PLACE		1			1
LOPEZ		1			1
INDIAN RIVER CLINICAL LABORATORY, INC.		1			1
MID-FLORIDA PATHOLOGY LLC		1			1
THE INTERNAL MEDICAL GROUP		1			1
REGIONAL MEDICAL CENTER BAYONET POINT			1	100%	1
CLEVELAND HEARTLAB			1	100%	1
LIFE CARE CENTER OF HILTON HEAD		1			1
BOONE DRUG & HEALTHCARE AT DEERFIELD			1	100%	1
URGENT DOC -NACOGODOCHES CLINIC			1	100%	1
ST JOHNS EPISCOPAL HOSPITAL SOUTH SHORE		1			1
PHYSICIANS URGENT CARE			1	100%	1
RENFREW CENTERS INC		1			1
SKY RIDGE MEDICAL CENTER - MICRO			1	100%	1
SENIOR LIVING IV SUN CITY LLC		1			1
GAMMA HEALTHCARE, INC		1			1
SIGNATURE CARE MIDLAND			1	100%	1
MINUTECLINIC DIAGNOSTIC OF NEW MEXICO LLC #7552		1			1
FRESENIUS KIDNEY CARE FORT WALTON BEACH			1	100%	1
TENNOVA HEALTHCARE - CLEVELAND			1	100%	1
WESTOX LABS		1			1
CONSOLIDATED			1	100%	1
WILMINGTON NURSING AND REHAB			1	100%	1
PEDIATRIC HEALTH CARE ALLIANCE, NORTH SIDE			1	100%	1
QUALITY LAB			1	100%	1
University Plaza Rehabilitation and Nursing			1	100%	1
POUDRE VALLEY HOSPITAL			1	100%	1

COVID-19: testing by laboratory

Data through Dec 3, 2020 verified as of Dec 4, 2020 at 09:25 AM

Data in this report are provisional and subject to change.

The numbers in the table below represent the number of Florida and non-Florida residents for whom test results were received by the Department of Health. A person can be tested by more than one laboratory and can have both positive and negative results. **Therefore, the sum of the numbers in each column will be larger than the total number of people tested.**

Reporting lab	Inconclusive	Negative	Positive	Percent positive	Total
CHATSWORTH ASSISTED LIVING COMMUNITY AT PGA NATIONAL			1	100%	1
SUN CITY DIAGNOSTIC CENTER			1	100%	1
DEVITA		1			1
ALL PRO ORTHOPEDICS & SPORTS MEDICINE, PA			1	100%	1
WELLINGTON WEST 100176			1	100%	1
PREMIER PEDIATRICS			1	100%	1
HSRE-ASL CASSELBERRY TRS, LLC			1	100%	1
UNIVERSITY OF SOUTH FLORIDA			1	100%	1
ADVANCED MEDICAL LABORATORIES (AML)			1	100%	1
PRECISION CLINICAL RESEARCH			1	100%	1
SMITH NORTHVIEW HOSPITAL LAB			1	100%	1
SUMMER VISTA ASSISTED LIVING		1			1
WEST VIRGINIA UNIVERSITY HOSPITALS			1	100%	1
INTERNATIONAL MEDICAL LABORATORY INC		1			1
SPARTANBURG REGIONAL MEDICAL CENTER			1	100%	1
RCP OF MEMORIAL WEST			1	100%	1
Diversicare of Smyrna		1			1
FALKVILLE HEALTHCARE		1			1
GIBSON AREA PRIMARY CARE			1	100%	1
DOCTORS HOSPITAL OF LAREDO			1	100%	1
UNIVERSITY OF NORTH CAROLINA HOSPITALS			1	100%	1
PUBLIX PHARMACY #1114			1	100%	1
TEXAS HEALTH ARLINGTON MEMORIAL		1			1
OMAHA VA MEDICAL CENTER			1	100%	1
PRIMECARE AT PORT ORANGE			1	100%	1
FLORIDA SCHOOL FOR THE DEAF AND THE BLIND			1	100%	1
WINTER GARDEN CHILDREN'S HEALTH CENTERS			1	100%	1
RAMBAM URGENT CARE			1	100%	1
LILY PHARMACY		1			1
ST JUDE LABORATORIES		1			1
HIALEAH SHORES NURSING AND			1	100%	1
ARDEN COURTS OF PALM HARBOR			1	100%	1
POPLAR HEALTHCARE			1	100%	1
BROOKS REHAB			1	100%	1
NORTH BROWARD MEDICAL CENTER			1	100%	1
MIDLAND MEMORIAL HOSPITAL			1	100%	1
NORTH RIVER FAMILY HEALTH CENTER			1	100%	1
HAYS CLINICAL LAB			1	100%	1
VA PRIMARY CARE ANNEX			1	100%	1
JOSHUA E CHESIR MD		1			1
CLINICAL LABORATORIES OF THE BUFFALO		1			1
ST. PETERSBURG PEDIATRICS- 38TH AVENUE			1	100%	1
LAKELAND MEDICAL CENTER			1	100%	1
CARTERSVILLE MEDICAL CENTER			1	100%	1
SIGNATURE CARE COLLEGE STATION			1	100%	1
PULSE MEDICAL GROUP INC			1	100%	1
HEALGEN SCIENTIFIC			1	100%	1

COVID-19: testing by laboratory

Data through Dec 3, 2020 verified as of Dec 4, 2020 at 09:25 AM

Data in this report are provisional and subject to change.

The numbers in the table below represent the number of Florida and non-Florida residents for whom test results were received by the Department of Health. A person can be tested by more than one laboratory and can have both positive and negative results. **Therefore, the sum of the numbers in each column will be larger than the total number of people tested.**

Reporting lab	Inconclusive	Negative	Positive	Percent positive	Total
SMITH KLINE			1	100%	1
ST CATHERINE HOSPITAL LABORATORY			1	100%	1
SUPERKIDS PEDIATRICS			1	100%	1
ST JOSEPH'S HOSPITAL LABORATORY			1	100%	1
PINNACLE DIALYSIS		1			1
TAMPA INTERNATIONAL AIRPORT			1	100%	1
NEW YORK CITY DEPARTMENT OF HEALTH			1	100%	1
CENTRAL FLORIDA HOSPITALIST			1	100%	1
NCHMD INC			1	100%	1
TMH CANCER CENTER LABORATORY			1	100%	1
MRMC LAB MICRO			1	100%	1
SOUTH FLORIDA PEDIATRIC PARTNERS			1	100%	1
Cerenity Senior Care-White Bear Lake		1			1
LABORATORY COPRORATION OF AMERICA			1	100%	1
KEY WEST BRANCH MEDICAL CLINIC			1	100%	1
ST. LUKE'S HOSPITAL - BETHLEHEM CAMPUS		1			1
MINUTECLINIC DIAGNOSTIC OF NORTH CAROLINA PC #5341		1			1
LEGACY ER & URGENT CARE - FRISCO WEST			1	100%	1
SPECTRUM LUDINGTON			1	100%	1
VIERA HEALTH AND REHABILITATION CENTER			1	100%	1
PROFESSIONAL HEALTH EXAMINERS			1	100%	1
ASCENSION ST VINCENT'S MEDICAL CENTER			1	100%	1
SHANDS JACKSONVILLE CLINICAL CENTER			1	100%	1
LABORATORIO BUENA SALUD			1	100%	1
SPRINGFIELD HOSPITAL			1	100%	1
BRISTOL REGINAL MEDICAL CENTER			1	100%	1
CVS HEALTH, #2043		1			1
OVIDO CHILDRENS HEALTH CENTER LLC		1			1
MAINE HEALTH AND ENVIRONMENTAL TESTING LABORATORY			1	100%	1
LEON MEDICAL CENTERS, LLC			1	100%	1
EAST FL CORE LAB			1	100%	1
PELICAN STATE OUTPATIENT CENTER			1	100%	1
GALVESTON COUNTY HEALTH DISTRICT			1	100%	1
Buena Vista Care Center		1			1
BLACK STALLION WALK IN AND EXERCISE CLINICS LLC		1			1
GSM OCED Subsection			1	100%	1
US LABORATORIES			1	100%	1
BUFFALO VAMC			1	100%	1
CHRISTUS SPOHN HOSPITAL			1	100%	1
OMNICARE PHARMACY OF TEXAS 1, LP		1			1
UMASS MEMORIAL/MARLBORO HOSPITAL			1	100%	1
DASCENA LAB			1	100%	1
MD NOW URGENT CARE			1	100%	1
NORTHSIDE HOSPITAL DULUTH			1	100%	1
ICARE		1			1
LIFELINK OF FLORIDA			1	100%	1
MADISON FACILITY INC			1	100%	1

COVID-19: testing by laboratory

Data through Dec 3, 2020 verified as of Dec 4, 2020 at 09:25 AM

Data in this report are provisional and subject to change.

The numbers in the table below represent the number of Florida and non-Florida residents for whom test results were received by the Department of Health. A person can be tested by more than one laboratory and can have both positive and negative results. **Therefore, the sum of the numbers in each column will be larger than the total number of people tested.**

Reporting lab	Inconclusive	Negative	Positive	Percent positive	Total
CAROMONT HEALTH			1	100%	1
MEDEXPRESS URGENT CARE - LAKELAND			1	100%	1
LAKESIDE MEDICAL CENTER		1			1
HAWAII DEPARTMENT OF HEALTH LAB			1	100%	1
SOUTH FLORIDA URGENT CARE CENTERS, LLC			1	100%	1
LEHIGH PULMONARY ASSOCIATES			1	100%	1
DYNAMIC HEALTH CENTERS INC			1	100%	1
ST. MARY MEDICAL CENTER		1			1
MIDDLE TENN MENTAL HEALTH INSTITUTE		1			1
SOUTHERN SPRINGS HEALTH CARE		1			1
IVAN, MAYA			1	100%	1
SOUTHWEST REGIONAL PCR LABORATORY			1	100%	1
COMMUNITY			1	100%	1
TALLAHASSEE PRIMARY CARE ASSOCIATES PA			1	100%	1
MADISON AT OVIEDO			1	100%	1
QC LABORATORY			1	100%	1
SURFSIDE URGENT CARE			1	100%	1
LAKE LURE HEALTH CENTER			1	100%	1
LEELANAU OPCO, LLC		1			1
BLOOD SYSTEMS LABORATORIES			1	100%	1
HENRICO DOCTOR'S LABORATORY			1	100%	1
ADVENTHEALTH MEDICAL GROUP FAMILY AND INTERNAL			1	100%	1
LONGWOOD PEDIATRICS LLC			1	100%	1
LINCOLN MEDICAL CENTER		1			1
FRESENIUS SOUTH FORT MYERS		1			1
Princeton Place			1	100%	1
SANTA MONICA CA-UCLA MC			1	100%	1
PENSACOLA PATHOLOGY		1			1
METRO HEALTH HOSPITAL LABORATORY		1			1
HOUSTON METHODIST HOSPITAL			1	100%	1
TITUSVILLE REHABILITATION AND NURSING CENTER		1			1
HALIFAX HEALTH PRIMARY CARE			1	100%	1
BAYCARE OUTREACH LAB WH SOUTH			1	100%	1
CHILDRENS SPECIALIST PEDIATRIC PULMMOLOGY &			1	100%	1
CLEVELAND CLINIC IMAGING			1	100%	1
HENDRY REGIONAL CONVENIENT CARE CENTER			1	100%	1
ADVENT HEALTH APOPKA		1			1
PHYSICIANS IMMEDIATE CARE ELGIN			1	100%	1
ENCOMPASS HEALTH HOME HEALTH		1			1
Senatobia Healthcare & Rehab		1			1
MEDSTAR HEALTH URGENT CARE			1	100%	1
UTAH DEPARTMENT OF HEALTH			1	100%	1
MORGAN STANELY HEALTH CENTER		1			1
ACCESS FAMILY CARE LLC			1	100%	1
TREASURE COAST PRIMARY CARE		1			1
BROOKDALE FORT MYERS THE COLONY		1			1
NORTH SHORE HEMATOLOGY-ONCOLOGY ASSOCIATES PC		1			1

COVID-19: testing by laboratory

Data through Dec 3, 2020 verified as of Dec 4, 2020 at 09:25 AM

Data in this report are provisional and subject to change.

The numbers in the table below represent the number of Florida and non-Florida residents for whom test results were received by the Department of Health. A person can be tested by more than one laboratory and can have both positive and negative results. **Therefore, the sum of the numbers in each column will be larger than the total number of people tested.**

Reporting lab	Inconclusive	Negative	Positive	Percent positive	Total
STATE OF FLORIDA			1	100%	1
USF PHYSICIANS GROUP			1	100%	1
COASTAL LABORATORIES OF FLORIDA			1	100%	1
SOLARIS HEALTHCARE PLANT CITY		1			1
BAYFRONT HEALTH - CONVENIENT CARE NORTHEAST			1	100%	1
DIAGNOSTIC & MEDICAL SPECIALISTS OF GREENWICH		1			1
PROVIDENCE ST PETER HOSPITAL		1			1
MEDICAL CITY NORTH HILLS			1	100%	1
TMH PHYSICIAN PARTNERS SOUTHWOOD			1	100%	1
PRISMA HEALTH TUOMEY LABORATORY			1	100%	1
Total	53,174	10,069,429	1,326,319	12%	11,448,922