

COVID-19: summary of cases and monitoring

Data through Dec 1, 2020 verified as of Dec 2, 2020 at 09:25 AM

Data in this report are provisional and subject to change.

Cases: people with positive PCR or antigen test result		Cases: people with positive PCR or antigen test result	
Total cases		Risk factors for Florida residents	
Florida residents	1,001,800	Traveled	9,183
Non-Florida residents	16,360	Contact with a known case	383,521
Type of testing		Traveled and contact with a known case	10,892
Florida residents	1,001,800	Neither	598,204
Positive by BPHL/CDC	37,986	No travel and no contact	129,666
Positive by commercial/hospital lab	963,814	Travel is unknown	327,338
PCR positive	910,755	Contact is unknown	246,179
Antigen positive	91,045	Contact is pending	192,746
Non-Florida residents	16,360	Travel can be unknown and contact can be unknown or pending for the same case, these numbers will sum to more than the "neither" total.	
Positive by BPHL/CDC	465		
Positive by commercial/hospital lab	15,895		
PCR positive	13,397		
Antigen positive	2,963		
Characteristics			
Florida residents hospitalized	55,567		
Florida resident deaths	18,776		
Non-Florida resident deaths	236		
Hospitalized counts include anyone who was hospitalized at some point during their illness. It does not reflect the number of people currently hospitalized.			
More information on deaths identified through death certificate data is available on the National Center for Health Statistics website at www.cdc.gov/nchs/nvss/vsrr/COVID19/index.htm .			

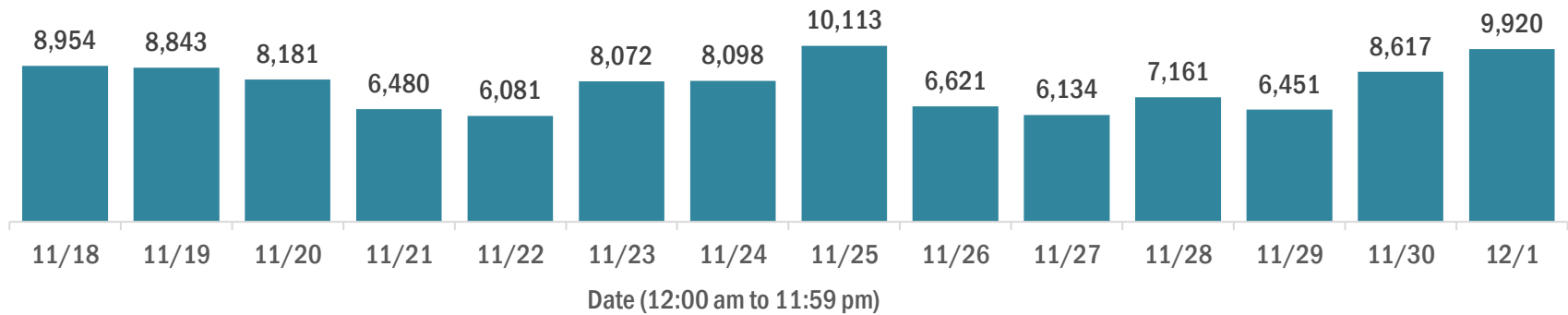
COVID-19: summary of laboratory testing

Data through Dec 1, 2020 verified as of Dec 2, 2020 at 09:25 AM

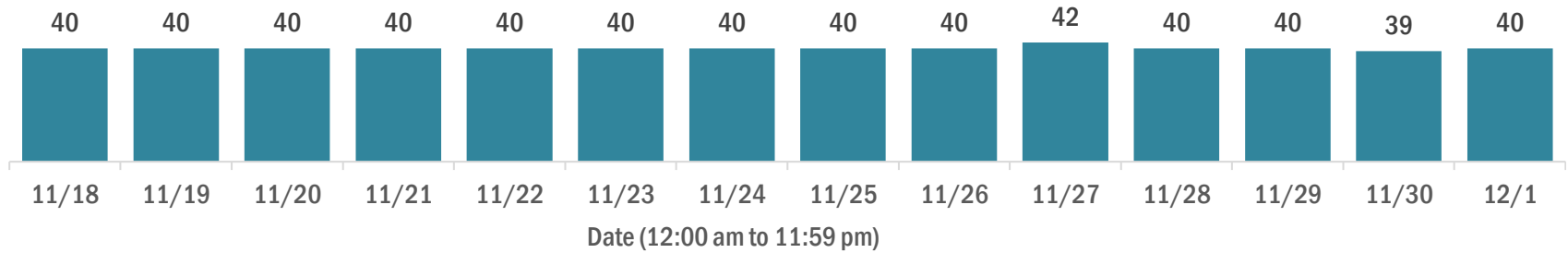
Data in this report are provisional and subject to change.

Cases in Florida residents per day for the past 2 weeks

Number of cases per day



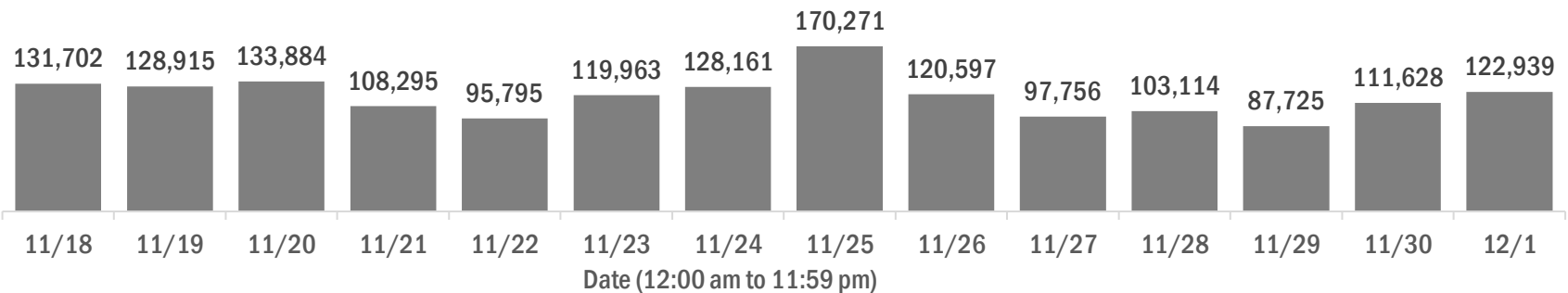
Median age of cases by day



Laboratory testing for Florida residents over the past 2 weeks

Number of Florida residents tested per day

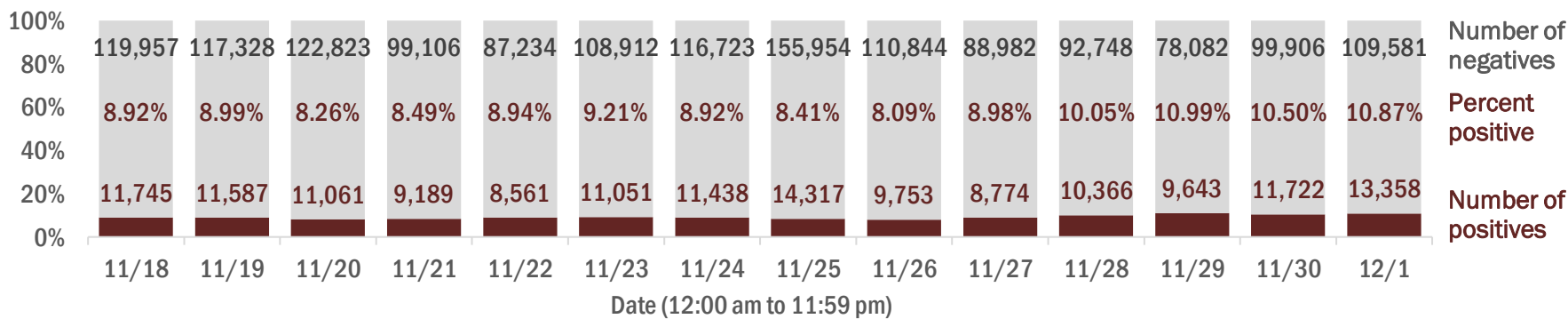
These counts include the number of people for whom the Department received PCR or antigen laboratory results by day. People tested on multiple days will be included for each day a new result was received. A person is only counted once for each day they are tested, regardless of whether multiple specimens are tested or multiple results are received.



Number and percent of Florida residents with positive test results

The percent of positive results ranged from 8.09% to 10.99% over the past 2 weeks and was 10.87% yesterday.

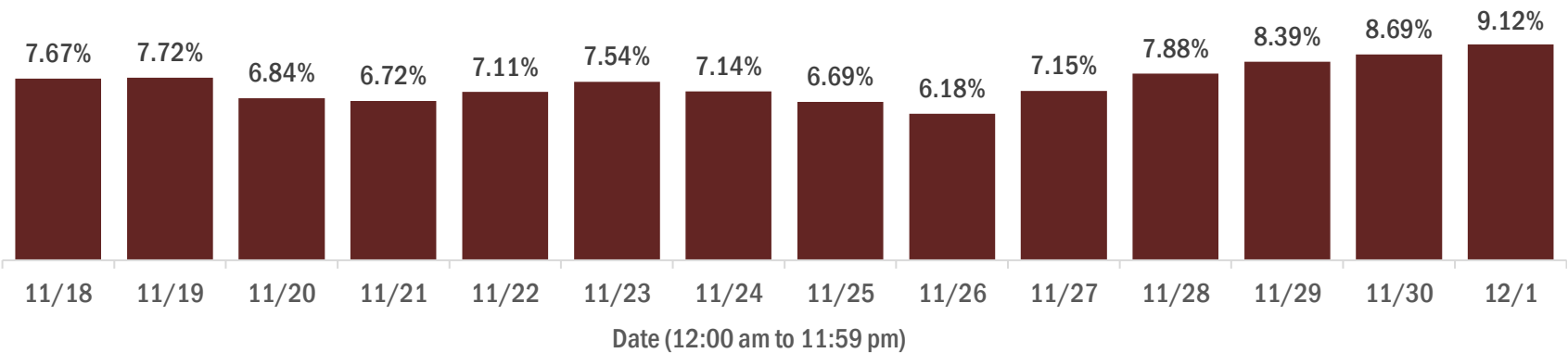
These counts include the number of people for whom the Department received PCR or antigen laboratory results by day. People tested on multiple days will be included for each day a new result was received. A person is only counted once for each day they are tested, regardless of whether multiple specimens are tested or multiple results are received. If a person has a positive specimen and a negative specimen in the same day, only the positive result is counted.



Percent positivity for new cases in Florida residents

The percent of positive results ranged from 6.18% to 9.12% over the past 2 weeks and was 9.12% yesterday.

This percent is the number of people who test PCR- or antigen-positive for the first time divided by all the people tested that day, excluding people who have previously tested positive.



COVID-19: characteristics of 1,001,800 Florida resident cases

Data through Dec 1, 2020 verified as of Dec 2, 2020 at 09:25 AM

Data in this report are provisional and subject to change.

Age group	Cases		Hospitalizations		Deaths	
0-4 years	17,097	2%	368	1%	0	0%
5-14 years	48,071	5%	337	1%	5	0%
15-24 years	162,030	16%	1,480	3%	32	0%
25-34 years	182,756	18%	3,053	5%	111	1%
35-44 years	157,734	16%	4,556	8%	320	2%
45-54 years	154,844	15%	6,850	12%	757	4%
55-64 years	130,274	13%	9,713	17%	2,069	11%
65-74 years	79,394	8%	11,178	20%	4,018	21%
75-84 years	44,870	4%	10,641	19%	5,509	29%
85+ years	23,680	2%	7,387	13%	5,955	32%
Unknown	1,050	0%	4	0%	0	0%
Total	1,001,800		55,567		18,776	

Gender	Cases	
Female	516,081	52%
Male	479,979	48%
Unknown	5,740	1%
Total	1,001,800	

Ethnicity	Cases		Hospitalizations		Deaths	
Hispanic	306,402	31%	15,271	27%	4,700	25%
Non-Hispanic	454,591	45%	37,353	67%	12,746	68%
Unknown	240,807	24%	2,943	5%	1,330	7%
Total	1,001,800		55,567		18,776	

Race and ethnicity	Cases		Hospitalizations		Deaths	
White	506,777	51%	34,719	62%	13,259	71%
Hispanic	201,595	20%	10,694	19%	3,731	20%
Non-Hispanic	271,828	27%	22,872	41%	8,888	47%
Unknown	33,354	3%	1,153	2%	640	3%
Black	139,581	14%	12,423	22%	3,422	18%
Hispanic	7,250	1%	518	1%	132	1%
Non-Hispanic	121,372	12%	11,603	21%	3,153	17%
Unknown	10,959	1%	302	1%	137	1%
Other race	136,202	14%	6,661	12%	1,493	8%
Hispanic	70,236	7%	3,671	7%	709	4%
Non-Hispanic	47,842	5%	2,693	5%	649	3%
Unknown	18,124	2%	297	1%	135	1%
Unknown race	219,240	22%	1,764	3%	602	3%
Hispanic	27,321	3%	388	1%	128	1%
Non-Hispanic	13,549	1%	185	0%	56	0%
Unknown	178,370	18%	1,191	2%	418	2%
Total	1,001,800		55,567		18,776	

Hospitalization counts include anyone who was hospitalized at some point during their illness. It does not reflect the number of people currently hospitalized. **Other race** includes any person with a race of American Indian/Alaskan native, Asian, native Hawaiian/Pacific Islander, or other.

COVID-19: deaths in Florida residents and staff of long-term care facilities

Data through Dec 1, 2020 verified as of Dec 2, 2020 at 09:25 AM

Data in this report are provisional and subject to change.

For current cases in residents or staff of long-term care facilities, please visit: <https://floridahealthcovid19.gov/>

County	Deaths		County	Deaths		County	Deaths	
Dade	866	<div></div> 12%	Osceola	90	<div></div> 1%	Washington	12	<div></div> 0%
Palm Beach	763	<div></div> 10%	Charlotte	89	<div></div> 1%	Gadsden	11	<div></div> 0%
Pinellas	620	<div></div> 8%	Okaloosa	85	<div></div> 1%	Gilchrist	11	<div></div> 0%
Broward	472	<div></div> 6%	Clay	70	<div></div> 1%	Baker	8	<div></div> 0%
Hillsborough	416	<div></div> 6%	Citrus	69	<div></div> 1%	Jefferson	8	<div></div> 0%
Polk	347	<div></div> 5%	Indian River	67	<div></div> 1%	Lafayette	8	<div></div> 0%
Lee	273	<div></div> 4%	Jackson	65	<div></div> 1%	Calhoun	7	<div></div> 0%
Brevard	256	<div></div> 3%	Leon	53	<div></div> 1%	Gulf	5	<div></div> 0%
Duval	256	<div></div> 3%	Suwannee	53	<div></div> 1%	Bradford	3	<div></div> 0%
Orange	237	<div></div> 3%	Highlands	46	<div></div> 1%	Flagler	3	<div></div> 0%
Sarasota	223	<div></div> 3%	St. Johns	46	<div></div> 1%	Holmes	3	<div></div> 0%
St. Lucie	184	<div></div> 2%	Bay	38	<div></div> 1%	Monroe	3	<div></div> 0%
Volusia	181	<div></div> 2%	Alachua	34	<div></div> 0%	Taylor	3	<div></div> 0%
Seminole	175	<div></div> 2%	Columbia	33	<div></div> 0%	Desoto	2	<div></div> 0%
Marion	168	<div></div> 2%	Sumter	29	<div></div> 0%	Hardee	2	<div></div> 0%
Manatee	148	<div></div> 2%	Nassau	26	<div></div> 0%	Levy	2	<div></div> 0%
Escambia	142	<div></div> 2%	Santa Rosa	23	<div></div> 0%	Dixie	1	<div></div> 0%
Collier	122	<div></div> 2%	Hendry	20	<div></div> 0%	Liberty	1	<div></div> 0%
Pasco	115	<div></div> 2%	Putnam	19	<div></div> 0%			
Martin	109	<div></div> 1%	Madison	16	<div></div> 0%			
Lake	104	<div></div> 1%	Okeechobee	16	<div></div> 0%			
Hernando	103	<div></div> 1%	Walton	16	<div></div> 0%			
						Total	7,376	

Note: cases are summarized by the county of usual residence. Residents and staff may be cases associated with facilities that are not in their county of usual residence, resulting in cases being included below for counties that do not have facilities with known cases.

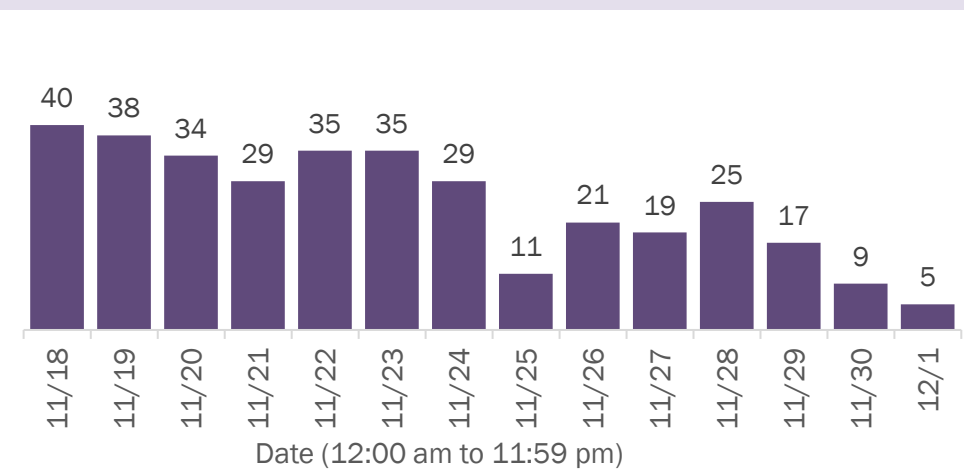
COVID-19: cases in Florida residents who have died

Data through Dec 1, 2020 verified as of Dec 2, 2020 at 09:25 AM

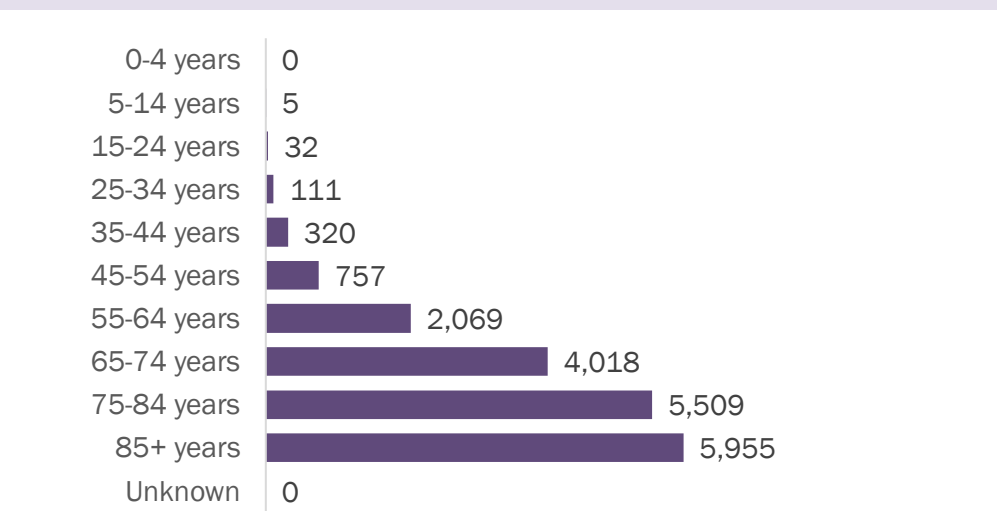
Data in this report are provisional and subject to change.

Demographics for all identified COVID-19 deaths: 18,776

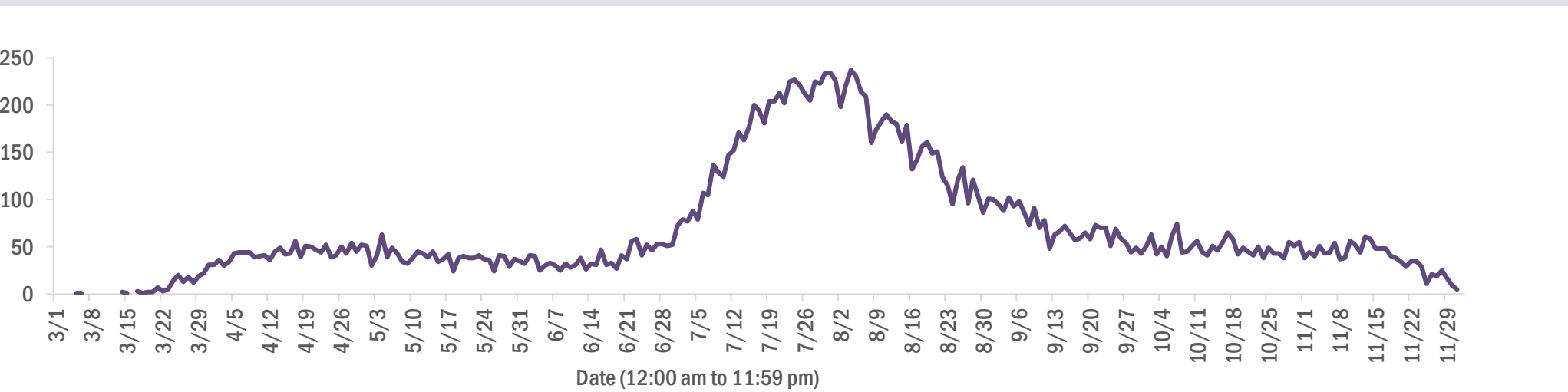
Deaths by date of death for the past 2 weeks



Deaths by age group



Deaths by date of death since March 2020



Age group	Deaths	Cases	Case fatality rate	Mortality rate per 100,000 population
0-4 years	0	17,097	0.0%	0.0
5-14 years	5	48,071	0.0%	0.2
15-24 years	32	162,030	0.0%	1.3
25-34 years	111	182,756	0.1%	3.9
35-44 years	320	157,734	0.2%	12.3
45-54 years	757	154,844	0.5%	27.2
55-64 years	2,069	130,274	1.6%	71.5
65-74 years	4,018	79,394	5.1%	165.6
75-84 years	5,509	44,870	12.3%	392.3
85+ years	5,955	23,680	25.1%	1031.1
Unknown	0	1,050	0.0%	
Total	18,776	1,001,800	1.9%	86.9

Race	Deaths	Cases	Case fatality rate	Mortality rate per 100,000 population
White	13,259	506,777	2.6%	79.4
Black	3,422	139,581	2.5%	93.6
Other	1,493	136,202	1.1%	120.0
Unknown	602	219,240	0.3%	
Total	18,776	1,001,800	1.9%	86.9

Gender	Deaths	Cases	Case fatality rate	Mortality rate per 100,000 population
Female	8,317	516,081	1.6%	75.3
Male	10,459	479,979	2.2%	99.1
Unknown	0	5,740	0.0%	
Total	18,776	1,001,800	1.9%	86.9

Ethnicity	Deaths	Cases	Case fatality rate	Mortality rate per 100,000 population
Hispanic	4,700	306,402	1.5%	82.8
Non-Hispanic	12,746	454,591	2.8%	80.1
Unknown	1,330	240,807	0.6%	
Total	18,776	1,001,800	1.9%	86.9

COVID-19: characteristics of 1,018,160 cases

Data through Dec 1, 2020 verified as of Dec 2, 2020 at 09:25 AM

Data in this report are provisional and subject to change.

Tables below include cases in Florida residents and non-Florida residents.

All 67 Florida counties have cases:

County	FL resident cases		Non-FL resident cases	Total cases	FL resident deaths	FL death rate
Dade	231,511	<div></div> 23%	2,543	234,054	3,860	1.7%
Broward	108,248	<div></div> 11%	1,112	109,360	1,673	1.5%
Palm Beach	65,654	<div></div> 7%	773	66,427	1,699	2.6%
Hillsborough	58,827	<div></div> 6%	443	59,270	938	1.6%
Orange	58,812	<div></div> 6%	406	59,218	648	1.1%
Duval	44,297	<div></div> 4%	672	44,969	634	1.4%
Pinellas	32,984	<div></div> 3%	509	33,493	911	2.8%
Lee	30,152	<div></div> 3%	704	30,856	588	2.0%
Polk	27,935	<div></div> 3%	166	28,101	690	2.5%
Osceola	18,609	<div></div> 2%	208	18,817	245	1.3%
Collier	17,736	<div></div> 2%	396	18,132	284	1.6%
Manatee	16,936	<div></div> 2%	228	17,164	383	2.3%
Escambia	15,166	<div></div> 2%	1,841	17,007	307	2.0%
Volusia	16,572	<div></div> 2%	201	16,773	369	2.2%
Brevard	15,823	<div></div> 2%	130	15,953	445	2.8%
Leon	14,916	<div></div> 1%	446	15,362	142	1.0%
Pasco	15,105	<div></div> 2%	143	15,248	280	1.9%
Sarasota	13,726	<div></div> 1%	367	14,093	393	2.9%
Marion	13,240	<div></div> 1%	40	13,280	382	2.9%
Seminole	13,120	<div></div> 1%	74	13,194	279	2.1%
Alachua	12,891	<div></div> 1%	126	13,017	102	0.8%
St. Lucie	10,922	<div></div> 1%	40	10,962	371	3.4%
Lake	10,704	<div></div> 1%	105	10,809	258	2.4%
Okaloosa	9,135	<div></div> 1%	96	9,231	160	1.8%
St. Johns	8,932	<div></div> 1%	153	9,085	97	1.1%
Bay	8,391	<div></div> 1%	340	8,731	159	1.9%
Clay	8,174	<div></div> 1%	21	8,195	149	1.8%
Santa Rosa	7,562	<div></div> 1%	98	7,660	103	1.4%
Martin	6,288	<div></div> 1%	67	6,355	176	2.8%
Charlotte	5,174	<div></div> 1%	46	5,220	197	3.8%
Hernando	5,080	<div></div> 1%	30	5,110	220	4.3%
Indian River	5,033	<div></div> 1%	48	5,081	140	2.8%
Citrus	4,873	<div></div> 0%	26	4,899	174	3.6%
Columbia	4,824	<div></div> 0%	19	4,843	96	2.0%
Jackson	3,880	<div></div> 0%	52	3,932	94	2.4%

County	FL resident cases		Non-FL resident cases	Total cases	FL resident deaths	FL death rate
Highlands	3,819	0%	28	3,847	149	3.9%
Walton	3,394	0%	365	3,759	38	1.1%
Sumter	3,516	0%	19	3,535	98	2.8%
Monroe	3,322	0%	104	3,426	28	0.8%
Gadsden	3,342	0%	11	3,353	57	1.7%
Suwannee	3,290	0%	25	3,315	87	2.6%
Nassau	3,023	0%	268	3,291	57	1.9%
Unknown	195	0%	2,656	2,851	0	0.0%
Putnam	2,807	0%	7	2,814	60	2.1%
Flagler	2,762	0%	24	2,786	42	1.5%
Hendry	2,530	0%	10	2,540	45	1.8%
Desoto	2,424	0%	8	2,432	34	1.4%
Baker	2,052	0%	11	2,063	32	1.6%
Okeechobee	2,048	0%	13	2,061	44	2.1%
Hardee	1,771	0%	7	1,778	18	1.0%
Wakulla	1,658	0%	9	1,667	15	0.9%
Taylor	1,656	0%	4	1,660	21	1.3%
Washington	1,537	0%	15	1,552	26	1.7%
Levy	1,424	0%	7	1,431	14	1.0%
Bradford	1,424	0%	3	1,427	19	1.3%
Lafayette	1,332	0%	0	1,332	20	1.5%
Madison	1,259	0%	17	1,276	27	2.1%
Union	1,240	0%	0	1,240	61	4.9%
Holmes	1,179	0%	20	1,199	15	1.3%
Gulf	1,064	0%	15	1,079	20	1.9%
Hamilton	989	0%	10	999	11	1.1%
Dixie	965	0%	3	968	11	1.1%
Calhoun	883	0%	2	885	22	2.5%
Franklin	821	0%	11	832	4	0.5%
Jefferson	772	0%	17	789	11	1.4%
Gilchrist	782	0%	0	782	20	2.6%
Glades	678	0%	1	679	10	1.5%
Liberty	610	0%	1	611	14	2.3%
Total	1,001,800		16,360	1,018,160	18,776	1.9%

COVID-19: characteristics of 1,001,800 Florida resident cases

Data through Dec 1, 2020 verified as of Dec 2, 2020 at 09:25 AM

Data in this report are provisional and subject to change.

The table below includes the cities and counties of residence for cases in Florida residents based on the patient's ZIP Code.

Note that city is not always received as part of the initial notification and may be missing while the case is being investigated.

City and county	Cases
Miami, Dade	134,138
Orlando, Orange	44,303
Jacksonville, Duval	41,512
Tampa, Hillsborough	35,339
Hialeah, Dade	31,606
Fort Lauderdale, Broward	25,312
Hollywood, Broward	21,116
West Palm Beach, Palm Beach	16,265
Kissimmee, Osceola	14,608
Naples, Collier	14,446
Tallahassee, Leon	14,099
Homestead, Dade	13,814
Saint Petersburg, Pinellas	12,999
Pensacola, Escambia	12,469
Fort Myers, Lee	12,265
Pompano Beach, Broward	11,853
Bradenton, Manatee	11,336
Boca Raton, Palm Beach	10,930
Gainesville, Alachua	10,704
Ocala, Marion	10,299
Lakeland, Polk	9,643
Sarasota, Sarasota	8,888
Lake Worth, Palm Beach	8,514
Cape Coral, Lee	7,298
Port Saint Lucie, St. Lucie	7,066
Miramar, Broward	6,890
Clearwater, Pinellas	6,452
Miami Gardens, Dade	6,282
Boynton Beach, Palm Beach	6,130
Miami Beach, Dade	6,046
Coral Springs, Broward	5,449
Panama City, Bay	5,427
Winter Haven, Polk	5,032
Saint Augustine, St. Johns	4,935
Melbourne, Brevard	4,926
Lehigh Acres, Lee	4,867
Delray Beach, Palm Beach	4,760
Lake City, Columbia	4,508
Davie, Broward	4,325
Doral, Dade	4,184
Coral Gables, Dade	4,120
Sunrise, Broward	4,070
Milton, Santa Rosa	4,039
Riverview, Hillsborough	3,966
Vero Beach, Indian River	3,859
Fort Pierce, St. Lucie	3,797
Daytona Beach, Volusia	3,794
Saint Cloud, Osceola	3,576
Brandon, Hillsborough	3,545
Plant City, Hillsborough	3,481
Palm Bay, Brevard	3,464
Largo, Pinellas	3,455
Apopka, Orange	3,452
Plantation, Broward	3,398
Orange Park, Clay	3,358
New Port Richey, Pasco	3,326
Miami Lakes, Dade	3,316
North Miami Beach, Dade	3,284
Deerfield Beach, Broward	3,177

COVID-19: characteristics of 1,001,800 Florida resident cases

Data through Dec 1, 2020 verified as of Dec 2, 2020 at 09:25 AM

Data in this report are provisional and subject to change.

The table below includes the cities and counties of residence for cases in Florida residents based on the patient's ZIP Code.

Note that city is not always received as part of the initial notification and may be missing while the case is being investigated.

City and county	Cases
Weston, Broward	3,158
Jupiter, Palm Beach	3,116
Stuart, Martin	3,076
Sanford, Seminole	3,057
Spring Hill, Hernando	2,934
Clermont, Lake	2,871
Fort Walton Beach, Okaloosa	2,865
Deltona, Volusia	2,771
Tamarac, Broward	2,764
Cutler Ridge, Dade	2,740
Live Oak, Suwannee	2,737
Port Charlotte, Charlotte	2,644
Opa Locka, Dade	2,599
Immokalee, Collier	2,559
Davenport, Polk	2,555
Deland, Volusia	2,471
Palm Beach Gardens, Palm Beach	2,464
Winter Park, Orange	2,426
Palmetto, Manatee	2,408
Winter Garden, Orange	2,399
Arcadia, Desoto	2,365
Margate, Broward	2,326
Palm Coast, Flagler	2,311
Coconut Creek, Broward	2,288
Land O Lakes, Pasco	2,258
Crestview, Okaloosa	2,249
Wesley Chapel, Pasco	2,248
Oviedo, Seminole	2,222
Wellington, Palm Beach	2,209
Hallandale, Broward	2,133
Palm Harbor, Pinellas	2,102
Altamonte Springs, Seminole	2,091
Okeechobee, Okeechobee	2,042
Haines City, Polk	2,025
Lake Worth Beach, Palm Beach	2,012
Venice, Sarasota	1,979
Sebring, Highlands	1,948
Key West, Monroe	1,932
Bonita Springs, Lee	1,923
Ocoee, Orange	1,908
Brooksville, Hernando	1,891
Middleburg, Clay	1,881
North Port, Sarasota	1,862
Punta Gorda, Charlotte	1,861
Lutz, Hillsborough	1,812
North Lauderdale, Broward	1,812
Leesburg, Lake	1,799
Valrico, Hillsborough	1,788
North Miami, Dade	1,757
Seminole, Pinellas	1,749
Pembroke Pines, Broward	1,727
Quincy, Gadsden	1,702
Ruskin, Hillsborough	1,669
Port Orange, Volusia	1,668
Pinellas Park, Pinellas	1,628
Perry, Taylor	1,559
Longwood, Seminole	1,555
Ormond Beach, Volusia	1,552
Jacksonville Beach, Duval	1,548

COVID-19: characteristics of 1,001,800 Florida resident cases

Data through Dec 1, 2020 verified as of Dec 2, 2020 at 09:25 AM

Data in this report are provisional and subject to change.

The table below includes the cities and counties of residence for cases in Florida residents based on the patient's ZIP Code.

Note that city is not always received as part of the initial notification and may be missing while the case is being investigated.

City and county	Cases
Oakland Park, Broward	1,534
Windermere, Orange	1,519
Zephyrhills, Pasco	1,509
Crawfordville, Wakulla	1,503
Saint Johns, St. Johns	1,452
Cocoa, Brevard	1,447
Marianna, Jackson	1,436
Casselberry, Seminole	1,422
Royal Palm Beach, Palm Beach	1,420
Green Cove Springs, Clay	1,418
Bartow, Polk	1,414
Dade City, Pasco	1,412
Clewiston, Hendry	1,406
Niceville, Okaloosa	1,380
Crossings, Dade	1,368
Coconut Grove, Dade	1,349
Palatka, Putnam	1,326
Cantonment, Escambia	1,324
Kissimmee, Polk	1,321
Mayo, Lafayette	1,319
Gulf Breeze, Santa Rosa	1,306
Navarre, Santa Rosa	1,301
Defuniak Springs, Walton	1,297
Carol City, Dade	1,295
Missing, Dade	1,275
Hudson, Pasco	1,268
Inverness, Citrus	1,260
Lake Mary, Seminole	1,260
North Fort Myers, Lee	1,257
Chipley, Washington	1,245
Wimauma, Hillsborough	1,238
Auburndale, Polk	1,229
Panama City Beach, Bay	1,223
Ponte Vedra Beach, St. Johns	1,202
Lynn Haven, Bay	1,194
Port Richey, Pasco	1,189
Titusville, Brevard	1,185
The Villages, Sumter	1,180
Fernandina Beach, Nassau	1,177
Belle Glade, Palm Beach	1,174
Lake Wales, Polk	1,165
Aventura, Dade	1,130
Starke, Bradford	1,118
Santa Rosa Beach, Walton	1,101
Tarpon Springs, Pinellas	1,100
Biscayne Park, Dade	1,098
Merritt Island, Brevard	1,087
New Smyrna Beach, Volusia	1,072
Winter Springs, Seminole	1,063
Fleming Island, Clay	1,062
Avon Park, Highlands	1,053
Labelle, Hendry	1,052
Loxahatchee, Palm Beach	1,040
Wauchula, Hardee	1,038
Cooper City, Broward	1,024
Indiantown, Martin	1,021
Destin, Okaloosa	1,020
Sarasota, Manatee	1,018
Estero, Lee	988

COVID-19: characteristics of 1,001,800 Florida resident cases

Data through Dec 1, 2020 verified as of Dec 2, 2020 at 09:25 AM

Data in this report are provisional and subject to change.

The table below includes the cities and counties of residence for cases in Florida residents based on the patient's ZIP Code.

Note that city is not always received as part of the initial notification and may be missing while the case is being investigated.

City and county	Cases
Key Biscayne, Dade	970
Dunedin, Pinellas	966
Century, Escambia	957
Graceville, Jackson	954
Tavares, Lake	949
Parrish, Manatee	932
Mulberry, Polk	929
Parkland, Broward	927
Palm City, Martin	926
Rockledge, Brevard	926
Seffner, Hillsborough	919
Eustis, Lake	907
Lake Butler, Union	906
Florida City, Dade	905
Holiday, Pasco	903
Bonifay, Holmes	898
El Portal, Dade	891
Riviera Beach, Palm Beach	891
Madison, Madison	890
Macclenny, Baker	873
Maitland, Orange	867
Everglades National Park, Dade	866
Mount Dora, Lake	848
Odessa, Hillsborough	827
Orange City, Volusia	825
Crystal River, Citrus	805
Sanderson, Baker	775
Lake Placid, Highlands	770
Dania, Broward	764
Dover, Hillsborough	754
Groveland, Lake	743
Coleman, Sumter	718
Lithia, Hillsborough	716
Monticello, Jefferson	716
Olympia Heights, Dade	709
Uleta, Dade	704
Gibsonton, Hillsborough	702
Atlantic Beach, Duval	691
Jasper, Hamilton	690
Yulee, Nassau	689
Coral, Dade	674
Homosassa, Citrus	673
Hobe Sound, Martin	670
Ponte Vedra, St. Johns	668
Lantana, Palm Beach	654
Pinecrest, Dade	652
Moore Haven, Glades	639
Palm Springs, Palm Beach	637
Sebastian, Indian River	628
Pace, Santa Rosa	624
Oldsmar, Pinellas	623
Havana, Gadsden	617
Summerfield, Marion	609
Alachua, Alachua	605
Wewahitchka, Gulf	601
Blountstown, Calhoun	597
North Palm Beach, Palm Beach	595
South Miami, Dade	587
Debary, Volusia	584

COVID-19: characteristics of 1,001,800 Florida resident cases

Data through Dec 1, 2020 verified as of Dec 2, 2020 at 09:25 AM

Data in this report are provisional and subject to change.

The table below includes the cities and counties of residence for cases in Florida residents based on the patient's ZIP Code.

Note that city is not always received as part of the initial notification and may be missing while the case is being investigated.

City and county	Cases
Callahan, Nassau	584
Chattahoochee, Gadsden	576
Sun City Center, Hillsborough	573
Lecanto, Citrus	573
Cross City, Dixie	572
South Bay, Palm Beach	571
Apollo Beach, Hillsborough	557
Frostproof, Polk	554
Fisher Island, Dade	554
Trenton, Gilchrist	545
Newberry, Alachua	538
Edgewater, Volusia	538
Wildwood, Sumter	536
Pahokee, Palm Beach	534
Dunnellon, Marion	525
Ellenton, Manatee	519
Jensen Beach, Martin	509
Bristol, Liberty	508
Fellsmere, Indian River	507
Bellevue, Marion	505
Lady Lake, Lake	504
Williston, Levy	504
Wilton Manors, Broward	489
Lauderhill, Broward	485
Safety Harbor, Pinellas	483
Crescent City, Putnam	483
Lauderdale Lakes, Broward	482
Satellite Beach, Brevard	481
Beverly Hills, Citrus	477
Palmetto Bay, Dade	476
Bowling Green, Hardee	473
Polk City, Polk	472
Freeport, Walton	459
Port Saint Joe, Gulf	455
Nokomis, Sarasota	454
Key Largo, Monroe	448
Hilliard, Nassau	446
Mary Esther, Okaloosa	444
Bushnell, Sumter	441
Carrabelle, Franklin	441
Fort Meade, Polk	426
Dunnellon, Citrus	422
Keystone Heights, Clay	421
Sweetwater, Dade	419
Marco Island, Collier	415
Shalimar, Okaloosa	412
Glen Saint Mary, Baker	401
Hernando, Citrus	399
Chiefland, Levy	379
Florida State University, Leon	373
Sneads, Jackson	369
Old Town, Dixie	363
Centerville, Leon	361
Englewood, Charlotte	359
Indialantic, Brevard	356
Southwest Ranches, Broward	355
Cocoa Beach, Brevard	345
Lake Alfred, Polk	335
Jacksonville, St. Johns	333

COVID-19: characteristics of 1,001,800 Florida resident cases

Data through Dec 1, 2020 verified as of Dec 2, 2020 at 09:25 AM

Data in this report are provisional and subject to change.

The table below includes the cities and counties of residence for cases in Florida residents based on the patient's ZIP Code.

Note that city is not always received as part of the initial notification and may be missing while the case is being investigated.

City and county	Cases
Miramar Beach, Walton	327
Marathon, Monroe	327
Spring Hill, Pasco	323
Bronson, Levy	322
Neptune Beach, Duval	320
Thonotosassa, Hillsborough	320
Raiford, Union	307
Belle Isle, Orange	306
Englewood, Sarasota	305
Cottondale, Jackson	296
Medley, Dade	295
Fort Myers Beach, Lee	293
Sorrento, Lake	292
High Springs, Alachua	290
Malone, Jackson	283
Minneola, Lake	282
Fort White, Columbia	280
West Melbourne, Brevard	279
Clearwater Beach, Pinellas	275
Lehigh, Lee	270
Mascotte, Lake	269
Oakland, Orange	262
Palm Beach, Palm Beach	257
Trinity, Pasco	255
Fruitland Park, Lake	253
Midway, Gadsden	250
Baker, Okaloosa	246
Gulfport, Pinellas	241
Myakka City, Manatee	239
Umatilla, Lake	239
Bunnell, Flagler	237
Zolfo Springs, Hardee	236
Pierson, Volusia	230
Citra, Marion	229
Haverhill, Palm Beach	228
Silver Springs, Marion	224
South Daytona, Volusia	223
Hawthorne, Alachua	223
Rotunda West, Charlotte	223
Bell, Gilchrist	222
Interlachen, Putnam	220
Weeki Wachee, Hernando	217
De Leon Springs, Volusia	213
Tavernier, Monroe	213
Apalachicola, Franklin	208
Lake Park, Palm Beach	206
Flagler Beach, Flagler	205
Molino, Escambia	203
Youngstown, Bay	200
Jay, Santa Rosa	199
Cape Canaveral, Brevard	197
Lawtey, Bradford	195
Greenville, Madison	190
Holly Hill, Volusia	190
Altha, Calhoun	188
Mims, Brevard	188
Jennings, Hamilton	186
Melbourne Beach, Brevard	186
Bay Harbor Islands, Dade	186

COVID-19: characteristics of 1,001,800 Florida resident cases

Data through Dec 1, 2020 verified as of Dec 2, 2020 at 09:25 AM

Data in this report are provisional and subject to change.

The table below includes the cities and counties of residence for cases in Florida residents based on the patient's ZIP Code.

Note that city is not always received as part of the initial notification and may be missing while the case is being investigated.

City and county	Cases
Osprey, Sarasota	184
Tequesta, Palm Beach	183
Ocklawaha, Marion	182
Oxford, Sumter	180
Archer, Alachua	180
Branford, Suwannee	179
Grand Ridge, Jackson	178
Alva, Lee	177
Ave Maria, Collier	175
Edgewood, Orange	171
Celebration, Osceola	170
Indian Harbour Beach, Brevard	166
East Palatka, Putnam	165
Greenwood, Jackson	164
Dundee, Polk	162
Kenneth City, Pinellas	160
Eastpoint, Franklin	160
Floral City, Citrus	159
Montverde, Lake	155
Vernon, Washington	153
Surfside, Dade	152
Gretna, Gadsden	148
Eagle Lake, Polk	147
South Pasadena, Pinellas	145
Bal Harbour, Dade	143
Hastings, St. Johns	143
Westville, Holmes	143
O Brien, Suwannee	142
Gotha, Orange	141
Webster, Sumter	140
Melrose, Putnam	139
Satsuma, Putnam	139
Chuluota, Seminole	138
Clair-Mel City, Hillsborough	137
Indian Rocks Beach, Pinellas	137
Elkton, St. Johns	133
West Miami, Dade	132
San Antonio, Pasco	132
University Of Miami, Dade	131
Azalea Park, Orange	128
Grand Island, Lake	126
Malabar, Brevard	124
Lee, Madison	123
Valparaiso, Okaloosa	123
Hiawassee, Orange	121
Southport, Bay	121
Eglin Air Force Base, Okaloosa	119
Reddick, Marion	119
Ponce De Leon, Holmes	117
Wellborn, Suwannee	115
Inlet Beach, Walton	114
Alford, Jackson	113
Lakewood Ranch, Manatee	113
Lake Panasoffkee, Sumter	113
White Springs, Hamilton	112
Geneva, Seminole	111
Laurel Hill, Okaloosa	111
Bryceville, Nassau	107
Zellwood, Orange	106

COVID-19: characteristics of 1,001,800 Florida resident cases

Data through Dec 1, 2020 verified as of Dec 2, 2020 at 09:25 AM

Data in this report are provisional and subject to change.

The table below includes the cities and counties of residence for cases in Florida residents based on the patient's ZIP Code.

Note that city is not always received as part of the initial notification and may be missing while the case is being investigated.

City and county	Cases
Fort Mccoy, Marion	104
Matlacha, Lee	102
Summerland Key, Monroe	101
Mcdavid, Escambia	101
Lockhart, Orange	98
Sebastian, Brevard	97
South Fort Myers, Lee	97
University Of Central Florida, Orange	97
Juno Beach, Palm Beach	96
Morriston, Levy	96
Weirsdale, Marion	94
Mcalpin, Suwannee	93
Fountain, Bay	93
Anthony, Marion	92
Hosford, Liberty	92
Pomona Park, Putnam	91
Sanibel, Lee	90
Micanopy, Alachua	90
Howey-In-The-Hills, Lake	89
Babson Park, Polk	88
Alafaya, Orange	88
Belleair, Pinellas	88
University Of FI, Alachua	86
Hallandale Beach, Broward	86
Bay Lake, Orange	85
Longboat Key, Manatee	83
Missing, Lee	82
Missing, Brevard	82
Cloud Lake, Palm Beach	81
Islamorada, Monroe	81
Astatula, Lake	81
Poinciana, Polk	80
Holmes Beach, Manatee	80
Greenacres, Palm Beach	80
Odessa, Pasco	79
Carrollwood, Hillsborough	78
Lauderdale By The Sea, Broward	77
Temple Terrace, Hillsborough	77
Center Hill, Sumter	76
Bokeelia, Lee	76
Sopchoppy, Wakulla	75
Steinhatchee, Taylor	75
Madeira Beach, Pinellas	74
Fern Park, Seminole	74
Mangonia Park, Palm Beach	74
Holt, Okaloosa	73
Caryville, Washington	73
Lake Helen, Volusia	72
Big Pine Key, Monroe	72
Kindred, Osceola	72
F M, Lee	70
Viera, Brevard	70
Avon Park, Polk	69
Sumterville, Sumter	69
Oak Hill, Volusia	68
Seville, Volusia	68
Eatonville, Orange	67
Atlantis, Palm Beach	66
Citrus Springs, Citrus	65

COVID-19: characteristics of 1,001,800 Florida resident cases

Data through Dec 1, 2020 verified as of Dec 2, 2020 at 09:25 AM

Data in this report are provisional and subject to change.

The table below includes the cities and counties of residence for cases in Florida residents based on the patient's ZIP Code.

Note that city is not always received as part of the initial notification and may be missing while the case is being investigated.

City and county	Cases
Hypoluxo, Palm Beach	65
Grant-Valkaria, Brevard	65
Missing, Marion	64
Osteen, Volusia	64
Panacea, Wakulla	62
Clarksville, Calhoun	61
The Villages, Lake	61
Stock Island, Monroe	61
Air Mail Facility, Dade	60
Winter Park, Seminole	60
University Of South Florida, Hillsborough	59
Palma Ceia, Hillsborough	58
Lake Hamilton, Polk	58
The Villages, Marion	58
Bonita Beach, Lee	57
Dinsmore, Duval	57
University Of Central FI, Orange	57
Saint James City, Lee	57
Cutler Bay, Dade	56
Placida, Charlotte	55
Waldo, Alachua	55
Ochopee, Collier	54
San Mateo, Putnam	53
Lutz, Pasco	53
Buena Ventura Lakes, Osceola	53
Astor, Lake	52
Lady Lake, Sumter	52
Lamont, Jefferson	51
Barefoot Bay, Brevard	51
Altoona, Lake	51
Inglis, Levy	50
Hollister, Putnam	49
Belleair Beach, Pinellas	49
Golden Beach, Dade	49
Canal Point, Palm Beach	48
Christmas, Orange	48
Brooker, Bradford	48
Missing, Santa Rosa	48
Greensboro, Gadsden	48
Ponce Inlet, Volusia	47
Welaka, Putnam	45
Crystal Beach, Pinellas	45
Paisley, Lake	44
Bascom, Jackson	43
Bradenton Beach, Manatee	43
Callaway, Bay	42
Florida Gulf Coast Univ, Lee	42
Princeton, Dade	42
Lighthouse Point, Broward	41
Hurlburt Field, Okaloosa	41
Hampton, Bradford	41
Missing, Duval	41
Baldwin, Duval	40
Kendall, Dade	39
Patrick Air Force Base, Brevard	39
Pinetta, Madison	39
Missing, Volusia	39
Sewalls Point, Martin	38
Ocean Ridge, Palm Beach	38

COVID-19: characteristics of 1,001,800 Florida resident cases

Data through Dec 1, 2020 verified as of Dec 2, 2020 at 09:25 AM

Data in this report are provisional and subject to change.

The table below includes the cities and counties of residence for cases in Florida residents based on the patient's ZIP Code.

Note that city is not always received as part of the initial notification and may be missing while the case is being investigated.

City and county	Cases
Sunny Isles Beach, Dade	38
Campbellton, Jackson	37
Manalapan, Palm Beach	37
Palm Beach Shores, Palm Beach	37
Felda, Hendry	37
Missing, Collier	36
Yalaha, Lake	36
Destin, Walton	36
University Of Tampa, Hillsborough	36
Harmony, Osceola	35
Missing, Pasco	34
Tierra Verde, Pinellas	34
Flemington, Marion	33
Florahome, Putnam	33
Cinco Bayou, Okaloosa	33
Lorida, Highlands	33
Fort Denaud, Hendry	33
Village Of Wellington, Palm Beach	32
Missing, Palm Beach	32
Boca Grande, Lee	31
Fruit Cove, St. Johns	31
Ebro, Washington	31
West Park, Broward	31
Cedar Key, Levy	31
Saint Pete Beach, Pinellas	30
Singer Island, Palm Beach	29
North Redington Beach, Pinellas	29
Saint Leo, Pasco	29
Naranja, Dade	28
Missing, Broward	28
Highland Beach, Palm Beach	28
Bellview, Escambia	28
Anna Maria, Manatee	27
Lake Suzy, Desoto	27
Rocky Point, Hillsborough	26
Kathleen, Polk	26
Florida State, Leon	26
North Venice, Sarasota	26
Jupiter, Martin	25
Waverly, Polk	25
Tyndall Air Force Base, Bay	25
Georgetown, Putnam	25
Barry University, Dade	25
Terra Ceia, Manatee	25
Univ Of FI Student Dorms, Alachua	25
Eaton Park, Polk	24
Enterprise, Volusia	24
South Miami Heights, Dade	24
Miami Springs, Dade	24
Reunion, Osceola	24
Bay Pines, Pinellas	23
Dania Beach, Broward	23
Salt Springs, Marion	23
South Palm Beach, Palm Beach	23
Ona, Hardee	22
Miami Shores, Dade	22
Florida Dept Of Corrections, Union	22
Labelle, Glades	22
Miami, Unknown	22

COVID-19: characteristics of 1,001,800 Florida resident cases

Data through Dec 1, 2020 verified as of Dec 2, 2020 at 09:25 AM

Data in this report are provisional and subject to change.

The table below includes the cities and counties of residence for cases in Florida residents based on the patient's ZIP Code.

Note that city is not always received as part of the initial notification and may be missing while the case is being investigated.

City and county	Cases
Intercession City, Osceola	22
Kinard, Calhoun	21
Palm Shores, Brevard	21
Florida A And M University, Leon	21
Kenansville, Osceola	21
Heathrow, Seminole	20
Fort Lauderdale, Dade	20
Tioga, Alachua	20
Walnut Hill, Escambia	20
Treasure Island, Pinellas	20
Gulf Breeze, Escambia	20
Lulu, Columbia	20
Nocatee, Desoto	20
Tangerine, Orange	20
North Bay Village, Dade	20
Pensacola Beach, Santa Rosa	20
Missing, St. Johns	20
Okahumpka, Lake	20
Hialeah Gardens, Dade	20
Bagdad, Santa Rosa	19
Aloma, Orange	19
Santa Fe, Alachua	19
Babcock Ranch, Lee	18
Pasadena, Pinellas	18
Stetson University, Volusia	18
Micco, Brevard	18
Ponte Vedra, Duval	18
Cudjoe Key, Monroe	18
Tice, Lee	18
Penney Farms, Clay	18
Missing, Hillsborough	18
Town N Country, Hillsborough	17
Sydney, Hillsborough	17
Florida International Univ, Dade	17
La Crosse, Alachua	17
Key Colony Beach, Monroe	17
Balm, Hillsborough	17
Goulds, Dade	17
Highland City, Polk	17
Missing, Manatee	17
Miromar Lakes, Lee	16
Sun City, Hillsborough	16
Lacoochee, Pasco	16
West Panama City Beach, Bay	16
Hawthorne, Putnam	15
Bayonet Point, Pasco	15
Homosassa Springs, Citrus	15
Northdale, Hillsborough	15
Perdido Key, Escambia	14
Missing, Orange	14
Indian Lake Estates, Polk	14
Mexico Beach, Bay	14
Palmdale, Glades	14
Paxton, Walton	14
Missing, Pinellas	13
Bonifay, Washington	13
Yankeetown, Levy	13
Horseshoe Beach, Dixie	13
Hallandle Beach, Broward	13

COVID-19: characteristics of 1,001,800 Florida resident cases

Data through Dec 1, 2020 verified as of Dec 2, 2020 at 09:25 AM

Data in this report are provisional and subject to change.

The table below includes the cities and counties of residence for cases in Florida residents based on the patient's ZIP Code.

Note that city is not always received as part of the initial notification and may be missing while the case is being investigated.

City and county	Cases
Orange Lake, Marion	13
Branford, Lafayette	13
New Smyrna, Volusia	13
Dowling Park, Suwannee	13
Goodland, Collier	13
Village Of Palmetto Bay, Dade	13
Sugarloaf Key, Monroe	12
Venus, Highlands	12
Missing, Escambia	12
Miami, Broward	12
Saint Marks, Wakulla	12
Candler, Marion	12
Bradley, Polk	12
Apopka, Seminole	12
Siesta Key, Sarasota	12
Wewahitchka, Calhoun	12
Champions Gate, Polk	12
City Of Westlake, Palm Beach	11
Plymouth, Orange	11
Unknown, Dade	11
Homeland, Polk	11
Missing, St. Lucie	11
Maitland, Seminole	11
Bonita Springs, Collier	11
Little Torch Key, Monroe	11
Cortez, Manatee	11
Mount Dora, Orange	11
Missing, Martin	10
Passport, Unknown	10
Earleton, Alachua	10
Missing, Sumter	10
Hernando Beach, Hernando	10
Eloise, Polk	10
Poinciana, Osceola	10
Rosemary Beach, Walton	10
White Springs, Columbia	10
Hollywood, Dade	10
Jacksonville, Unknown	10
Crystal Springs, Pasco	10
Duette, Manatee	10
Long Key, Monroe	10
Sparr, Marion	10
Loughman, Polk	10
Caryville, Holmes	10
Green Acres, Palm Beach	10
Lake City, Suwannee	10
Chokoloskee, Collier	9
Bostwick, Putnam	9
Long Boat Key, Manatee	9
Palma Sola, Manatee	9
Bayshore Gardens, Manatee	9
Mango, Hillsborough	9
Pembroke Park, Broward	9
Graceville, Holmes	9
Buckingham, Lee	9
Missing, Polk	9
Ridge Manor, Pasco	9
Saint Johns, Duval	9
Wabasso, Indian River	9

COVID-19: characteristics of 1,001,800 Florida resident cases

Data through Dec 1, 2020 verified as of Dec 2, 2020 at 09:25 AM

Data in this report are provisional and subject to change.

The table below includes the cities and counties of residence for cases in Florida residents based on the patient's ZIP Code.

Note that city is not always received as part of the initial notification and may be missing while the case is being investigated.

City and county	Cases
Lamont, Madison	9
Gonzalez, Escambia	9
Steinhatchee, Dixie	9
Tallevast, Manatee	9
Westchase, Hillsborough	9
Village Wellington, Palm Beach	9
Greenville, Taylor	9
Gulf Stream, Palm Beach	9
Mcintosh, Marion	9
Florida International University, Dade	9
Perrine, Dade	8
Laurel Hill, Walton	8
Wahneta, Polk	8
Webster, Hernando	8
Graham, Bradford	8
City Of Sunrise, Broward	8
Indian River Shores, Indian River	8
Rubonia, Manatee	8
Florida State Univ Admin, Leon	8
Gulf Hammock, Levy	8
Trenton, Levy	8
University Park, Manatee	8
Laud-By-The-Sea, Broward	8
Archer, Levy	8
Jensen Beach, St. Lucie	8
Pine Hills, Orange	8
Missing, Indian River	8
Kissimmee, Orange	8
Parker, Bay	8
Cottondale, Washington	8
Hialeah, Unknown	8
Saint George Island, Franklin	8
Murdock, Charlotte	8
Fort Ogden, Desoto	8
Woodville, Leon	8
Wausau, Washington	8
Westlake, Palm Beach	7
Missing, Clay	7
Lealman, Pinellas	7
Missing, Hernando	7
Florence Villa, Polk	7
Lake Como, Putnam	7
Lowell, Marion	7
Saint Lucie West, St. Lucie	7
Holder, Citrus	7
Missing, Seminole	7
Nichols, Polk	7
Evinston, Alachua	7
Union Park, Orange	7
West Delray Beach, Palm Beach	7
Durant, Hillsborough	7
Lake Butler, Bradford	6
Leisure City, Dade	6
Mayport Naval Station, Duval	6
Port Saint John, Brevard	6
Virginia Gardens, Dade	6
Suwannee, Dixie	6
Hillsboro Beach, Broward	6
Missing, Nassau	6

COVID-19: characteristics of 1,001,800 Florida resident cases

Data through Dec 1, 2020 verified as of Dec 2, 2020 at 09:25 AM

Data in this report are provisional and subject to change.

The table below includes the cities and counties of residence for cases in Florida residents based on the patient's ZIP Code.

Note that city is not always received as part of the initial notification and may be missing while the case is being investigated.

City and county	Cases
Orchid, Indian River	6
Pine Castle, Orange	6
Shady Hills, Pasco	6
Missing, Citrus	6
Missing, Lake	6
Indian Creek Village, Dade	6
Palm City, St. Lucie	6
Quail Heights, Dade	6
Lake Monroe, Seminole	6
Ferndale, Lake	6
Belleair Bluffs, Pinellas	6
Ponce De Leon, Walton	6
Trilby, Pasco	6
Forest City, Orange	6
Alturas, Polk	6
Telogia, Liberty	6
Davenport, Osceola	5
Redington Shores, Pinellas	5
East Lake, Marion	5
Ebro, Bay	5
Fort Charlotte, Charlotte	5
Everglades City, Collier	5
Brooksville, Pasco	5
Missing, Okaloosa	5
Ramrod Key, Monroe	5
Pass, Unknown	5
Stuart, St. Lucie	5
Beverly Beach, Flagler	5
Pine Ridge, Citrus	5
Lakewood Ranch, Sarasota	5
Morriston, Marion	5
PSI, Unknown	5
Nalcrest, Polk	5
Maxville, Duval	5
Hutchinson Island, St. Lucie	5
Bonaventure, Broward	5
Fanning Springs, Gilchrist	5
Braden River, Manatee	5
Roseland, Indian River	5
Dade City, Hernando	5
Citrus Hills, Citrus	5
Briny Breezes, Palm Beach	4
Saint Augustine, Duval	4
Fernandina, Nassau	4
Mount Plymouth, Lake	4
Missing, Unknown	4
International Service Center, Dade	4
Seacrest, Walton	4
Wakulla Springs, Wakulla	4
Clarcona, Orange	4
High Springs, Gilchrist	4
Ft Pierce, St. Lucie	4
Ozona, Pinellas	4
Pensacola, Unknown	4
Ybor City, Hillsborough	4
Okeechobee, Osceola	4
Lakeshore, Polk	4
Fort Lauderdale, Palm Beach	4
Mayport, Duval	4

COVID-19: characteristics of 1,001,800 Florida resident cases

Data through Dec 1, 2020 verified as of Dec 2, 2020 at 09:25 AM

Data in this report are provisional and subject to change.

The table below includes the cities and counties of residence for cases in Florida residents based on the patient's ZIP Code.

Note that city is not always received as part of the initial notification and may be missing while the case is being investigated.

City and county	Cases
White City, Gulf	4
Shady Grove, Taylor	4
Tampa, Pinellas	4
Valkaria, Brevard	4
Niceville, Walton	4
Loxahatchee Groves, Palm Beach	4
Live Oak, Madison	4
Grove City, Charlotte	4
Deer Island, Lake	4
Barberville, Volusia	4
Redington Beach, Pinellas	4
Winter Garden, Lake	4
Missing, Columbia	4
Orlando, Brevard	4
Pp, Unknown	3
Brewton, Escambia	3
Labelle, Lee	3
Wildlight, Nassau	3
Port Salerno, Martin	3
Daytona Beach Shores, Volusia	3
Eglin, Okaloosa	3
Innovation, Pasco	3
Margate, Unknown	3
Melrose, Bradford	3
Lynbrook, Broward	3
Captiva, Lee	3
Choctaw Beach, Okaloosa	3
Deerfield Beach, Palm Beach	3
Blountstown, Liberty	3
Indian Shores, Pinellas	3
Hallandale Beach, Unknown	3
Village Of Golf, Palm Beach	3
West Bradenton, Manatee	3
Putnam Hall, Putnam	3
Saint Augustine Beach, St. Johns	3
Sunny Hills, Washington	3
Switzerland, St. Johns	3
Watersound, Walton	3
Worthington Springs, Union	3
Johns Pass Village, Pinellas	3
Inlet Beach, Bay	3
Jacksonville, Clay	3
Clermont, Orange	3
Chicago, Lee	3
Clewiston, Palm Beach	3
Branford, Gilchrist	3
Longboat Key, Sarasota	3
Jacksonville Naval Air Station, Duval	3
Naples, Lee	3
North Fort Myers, Charlotte	3
Miami Gardens, Unknown	3
San Carlos Park, Lee	3
Sorrento, Orange	3
Westville, Walton	3
Sugarloaf, Monroe	3
Miccosukee, Leon	3
Lamont, Taylor	3
Cypress, Jackson	3
Vernon, Bay	3

COVID-19: characteristics of 1,001,800 Florida resident cases

Data through Dec 1, 2020 verified as of Dec 2, 2020 at 09:25 AM

Data in this report are provisional and subject to change.

The table below includes the cities and counties of residence for cases in Florida residents based on the patient's ZIP Code.

Note that city is not always received as part of the initial notification and may be missing while the case is being investigated.

City and county	Cases
San Fernando, Unknown	3
Pompano Beach, Palm Beach	3
Salem, Taylor	3
Indian Rock Beach, Pinellas	3
Hollywood, Unknown	3
Mayport Naval Housing, Duval	3
Mexico Beach, Gulf	3
Monticello, Madison	3
Oneco, Manatee	3
Orange Springs, Marion	3
Fpo, Duval	3
Fernandina Beach, Duval	3
Elfers, Pasco	3
Cypress Gardens, Polk	3
Seacrest, Bay	3
Point Washington, Walton	3
Orange Park, Duval	3
Orlando, Osceola	3
Mims, Volusia	3
Missing, Alachua	3
Nobleton, Hernando	3
Basinger, Okeechobee	3
Bella Collina, Lake	3
El Jobean, Charlotte	3
Julington Creek, St. Johns	3
Williston, Marion	3
Vero Beach, St. Lucie	3
Venice, Dade	2
Sand Lake, Orange	2
Jupiter Island, Martin	2
Labelle, Collier	2
North Port, Charlotte	2
New Port Richey, Hillsborough	2
Miramar, Unknown	2
Long Beach, Orange	2
Miami, Martin	2
Jonesville, Alachua	2
Lauderhill, Unknown	2
Attalla, Broward	2
Green Cove Springs, Duval	2
N/A, Unknown	2
Oakland Park, Unknown	2
Missing, Putnam	2
Marysville, Dade	2
Samoset, Manatee	2
Seguin, Unknown	2
Tampa, Broward	2
Sunrise, Unknown	2
Cross City, Taylor	2
Carl Fisher, Dade	2
Forest City, Seminole	2
Fort Lauderdale, Alachua	2
Glenwood, Volusia	2
Land O Lakes, Hillsborough	2
Keystone Heights, Bradford	2
Los Angeles, Dade	2
Milligan, Okaloosa	2
Wacissa, Jefferson	2
Pensacola Beach, Escambia	2

COVID-19: characteristics of 1,001,800 Florida resident cases

Data through Dec 1, 2020 verified as of Dec 2, 2020 at 09:25 AM

Data in this report are provisional and subject to change.

The table below includes the cities and counties of residence for cases in Florida residents based on the patient's ZIP Code.

Note that city is not always received as part of the initial notification and may be missing while the case is being investigated.

City and county	Cases
Saint Marys, Nassau	2
Tampa, Hernando	2
Sebring, Desoto	2
Pompano Beach, Unknown	2
Vero Beach, Unknown	2
Yeehaw, Okeechobee	2
Wauchula, Desoto	2
Mesa, Unknown	2
Miramar, Dade	2
Okeechobee, Lake	2
Newberry, Gilchrist	2
Ormond Beach, Flagler	2
Jacksonville Naval Hospital, Duval	2
Jacksonville, Nassau	2
Longview, Dade	2
Kingsley Lake, Bradford	2
Kissimmee, Unknown	2
Bristol, Calhoun	2
Boynton Beach, Broward	2
Bayou George, Bay	2
000000, Unknown	2
Babcock Ranch, Charlotte	2
Cape Haze, Charlotte	2
Conch Key, Monroe	2
Duck Key, Monroe	2
Clermont, Polk	2
Grandin, Putnam	2
Golden Oak, Orange	2
Fort Pierce, Martin	2
Aripeka, Pasco	2
Bonifay, Jackson	2
Ludlam, Dade	2
Magnolia Square, Osceola	2
Laurel, Sarasota	2
Lecanto, Marion	2
Oklawaha, Marion	2
Olustee, Baker	2
Winter Garden, Seminole	2
Tarpon Springs, Pasco	2
West Palm Beach, Dade	2
Saint Johns, Orange	2
Seven Springs, Pasco	2
Saint Augusaintine Beach, St. Johns	2
River Ranch, Polk	2
Port Saint Lucie, Martin	2
Punta Gorda, Lee	2
Port Charlotte, Unknown	2
Upper Key Largo, Monroe	2
Immokalee, Lee	2
Fairfield, Marion	2
Cross Creek, Alachua	2
Crawfordville, Leon	2
Fort Lauderdale, Unknown	2
Alligator Point, Franklin	2
Miami Gardens, Broward	2
Lutz, Pinellas	2
Lakeland, Hillsborough	2
Lawtey, Union	2
None, Dade	2

COVID-19: characteristics of 1,001,800 Florida resident cases

Data through Dec 1, 2020 verified as of Dec 2, 2020 at 09:25 AM

Data in this report are provisional and subject to change.

The table below includes the cities and counties of residence for cases in Florida residents based on the patient's ZIP Code.

Note that city is not always received as part of the initial notification and may be missing while the case is being investigated.

City and county	Cases
Orlando, Unknown	2
Miami, Palm Beach	2
Ocean Breeze, Martin	2
Pass, Dade	2
Jacksonville, Dade	2
Madison, Unknown	2
Gibsonia, Polk	2
Florida Power & Light Co, Dade	2
Alligator Point, Wakulla	2
Citrus Ridge, Indian River	2
Westchester, Dade	2
Woodside, Broward	2
Scottsmoor, Brevard	2
Sea Ranch Lakes, Broward	2
Lake Harbor, Palm Beach	2
Lanark Village, Franklin	2
Fort Walton Beach, Walton	2
Glen Ridge, Palm Beach	2
Goldenrod, Seminole	2
Cassadaga, Volusia	2
Dunnellon, Levy	2
Portland, Unknown	2
Pp, Dade	2
Melbourne, Orange	2
Moore Haven, Hendry	2
Missing, Sarasota	1
Myakka, Duval	1
Naples, Broward	1
Naugatuck, Lee	1
New Vernon, Sarasota	1
New York, Broward	1
Miami Beach, Palm Beach	1
Miami Granders, Dade	1
Los Angeles, Polk	1
Maitland, Unknown	1
Miamm, Dade	1
Minneapolis, Broward	1
Minneapolis, Collier	1
Ponce, Orange	1
Port Charlotte Fl, Unknown	1
Saint Petersburg, Dade	1
San Juan, Osceola	1
San Pedro Sula, Dade	1
Richmond Heights, Dade	1
Rochester, Lee	1
Rosemary Beach, Bay	1
Orlando, Palm Beach	1
Opa Locka, Unknown	1
Otter Creek, Levy	1
Pensacola, Santa Rosa	1
Plantation, Unknown	1
Fdsf, Unknown	1
Duke Field Air Force Station, Okaloosa	1
Deltona , Volusia	1
Clermont, Unknown	1
Bryn Mawr, Collier	1
Aspen, Palm Beach	1
Bartow, Unknown	1
Boca Rotan, Unknown	1

COVID-19: characteristics of 1,001,800 Florida resident cases

Data through Dec 1, 2020 verified as of Dec 2, 2020 at 09:25 AM

Data in this report are provisional and subject to change.

The table below includes the cities and counties of residence for cases in Florida residents based on the patient's ZIP Code.

Note that city is not always received as part of the initial notification and may be missing while the case is being investigated.

City and county	Cases
Columbia, Orange	1
Coral Springs, Unknown	1
Cornelius, Leon	1
Crestview, Dade	1
Dade City, Polk	1
Dania, Unknown	1
Darien, Pasco	1
Hilliard, Dade	1
Hollywood, Leon	1
Holt, Unknown	1
Humble, Broward	1
Fwb, Unknown	1
Gainesville, Orange	1
Gastonia, Polk	1
Lakewood, Unknown	1
Knoxville, Duval	1
Green, Clay	1
Gulf Shores, Escambia	1
South Otselic, Dade	1
Sumatra, Liberty	1
Tinley Park, Lee	1
Unknown, Orange	1
Telluride, Lee	1
Wimauma, Manatee	1
Wayne, Dade	1
West Simsbury, Collier	1
Westerville, Hillsborough	1
Wellington, Unknown	1
Wilbur By The Sea, Volusia	1
Willowbrook, Lee	1
Woodland Hills, Brevard	1
Winston Salem, Unknown	1
Porter Ranch, Dade	1
Raiford, Bradford	1
Riverview, Manatee	1
Port Saint Lucie, Indian River	1
Steinhatchee, Alachua	1
San Diego, Unknown	1
Russellville, Hillsborough	1
Saint Augustine, Okaloosa	1
Sunrise, Dade	1
Tampa, Manatee	1
Vero Beach, Brevard	1
Village Of Palm Springs, Palm Beach	1
Webster, Pasco	1
Colorado Springs, Unknown	1
Conifer, Lee	1
Bryn Mawr, Palm Beach	1
Camden Wyoming, Duval	1
Chipley, Holmes	1
Chipley, Jackson	1
Chattanooga, Dade	1
Alva, Collier	1
Alys Beach, Bay	1
Amelia City, Nassau	1
Apple Creek, Citrus	1
333, Unknown	1
FI State Lot, Leon	1
Fort Walton Beac, Alachua	1

COVID-19: characteristics of 1,001,800 Florida resident cases

Data through Dec 1, 2020 verified as of Dec 2, 2020 at 09:25 AM

Data in this report are provisional and subject to change.

The table below includes the cities and counties of residence for cases in Florida residents based on the patient's ZIP Code.

Note that city is not always received as part of the initial notification and may be missing while the case is being investigated.

City and county	Cases
Fortlauderdale, Unknown	1
Ft Pierce, Unknown	1
Garland, Orange	1
Fort Denaud, Glades	1
El Paso, Unknown	1
Everett, Dade	1
Destin, Unknown	1
Lauderdale Hill, Unknown	1
Live Oak, Columbia	1
Lake Worth, Broward	1
Jeffersonville, Broward	1
Jerome, Collier	1
Hickory, Lee	1
Homeless, Dade	1
Hialeah, Broward	1
Hallandate Ben, Unknown	1
Palm City, Unknown	1
Pompano Beach, Alachua	1
Old Town, Gilchrist	1
Oviedo, Leon	1
Miamii, Dade	1
Miamt, Dade	1
Mid Florida, Seminole	1
Middleburg, Duval	1
N/A, Duval	1
Naples, Alachua	1
Middlesburg, Duval	1
Mount Pleasant, Gadsden	1
Navarre, Okaloosa	1
Newark, Broward	1
Newburgh, Bay	1
Pacifica, Dade	1
Okeechobee, Glades	1
Oooooo, Unknown	1
Orem, Broward	1
Orlando, Lake	1
North Pole, Seminole	1
North Port, Lee	1
Lewisburg, Pasco	1
Littleton, Dade	1
Lake Geneva, Clay	1
Lake City, Hamilton	1
La Grange, Dade	1
Los Angeles Ca, Unknown	1
Los Angeles, Okaloosa	1
Louisville, Manatee	1
Miami, Hillsborough	1
Miami, Orange	1
Marshall, Dade	1
Anaheim, Unknown	1
Athens, Duval	1
Bogota, Orange	1
Bronx, Palm Beach	1
Deland, St. Lucie	1
Clewiston, Glades	1
Coconut Creek, Unknown	1
Cartersville, Unknown	1
Fort Myers, Unknown	1
Fort Pierce, Unknown	1

COVID-19: characteristics of 1,001,800 Florida resident cases

Data through Dec 1, 2020 verified as of Dec 2, 2020 at 09:25 AM

Data in this report are provisional and subject to change.

The table below includes the cities and counties of residence for cases in Florida residents based on the patient's ZIP Code.

Note that city is not always received as part of the initial notification and may be missing while the case is being investigated.

City and county	Cases
Granada Hills, Broward	1
Hailandale, Unknown	1
Cypress, Leon	1
Jerusalem, St. Johns	1
Harrison, Pinellas	1
Homeless, Polk	1
Homosassa, Hernando	1
Washington, Unknown	1
Wekiva Springs, Seminole	1
Sun City Center, Hardee	1
Tallahassee, Duval	1
Tulsa, Orange	1
West Villages, Sarasota	1
Wichita, Volusia	1
Winter Park, Broward	1
Zolfo Springs, Polk	1
Port Everglades, Broward	1
Palm Coast, Polk	1
Palm Coast, Volusia	1
Parker, Dade	1
Peoria, Unknown	1
Rye, Duval	1
Saint Petersburg, Hillsborough	1
Saint Petersburg, St. Lucie	1
Saxis, Lee	1
Sebring, Lee	1
Spring Hill , Hernando	1
Starke, Clay	1
Stone Mountain, Palm Beach	1
San Antonio, Sarasota	1
San Antonio, Unknown	1
Sanford, Volusia	1
Soldotna, Broward	1
Tampa Palms, Hillsborough	1
South Burlington, Orange	1
Steinhatchee, Madison	1
Wesley Chapel, Alachua	1
Weston, Dade	1
Wheaton, Lee	1
Tewksbury, Orange	1
Opalocka, Dade	1
Palm Coast, Duval	1
Perry, Leon	1
Palm Springs North, Dade	1
Pineland, Lee	1
Provincetown, Collier	1
Missing, Leon	1
Milton, Escambia	1
Marianna, Calhoun	1
Okeechobee, St. Lucie	1
Naples, Orange	1
New Richmond, Volusia	1
Las Vegas, Orange	1
Lake Placid, Alachua	1
Melrose, Alachua	1
Miamf, Dade	1
Miami G, Dade	1
Miami, Collier	1
Holt, Santa Rosa	1

COVID-19: characteristics of 1,001,800 Florida resident cases

Data through Dec 1, 2020 verified as of Dec 2, 2020 at 09:25 AM

Data in this report are provisional and subject to change.

The table below includes the cities and counties of residence for cases in Florida residents based on the patient's ZIP Code.

Note that city is not always received as part of the initial notification and may be missing while the case is being investigated.

City and county	Cases
Haverford, Hillsborough	1
Hispanic, St. Lucie	1
Kingsland, Duval	1
Kissimmee, Brevard	1
Carol Stream, Orange	1
Charlotte, Pasco	1
Clear Brook, Lee	1
Aollywoss, Dade	1
....., Alachua	1
99, Unknown	1
Boca Raton, Unknown	1
Blowing Rock, Polk	1
Gilmer, Dade	1
Greenville, Jefferson	1
Fanning Springs, Levy	1
Columbus, Brevard	1
Cookeville, Seminole	1
Cumberland, Palm Beach	1
Dade City, Hillsborough	1
Estero, Collier	1
Dallas, Lee	1
Deland, Lake	1
Deland, Polk	1
Doctors Inlet, Clay	1
Dracut, Orange	1
Floral, Okaloosa	1
Gibson, Unknown	1
Davie, Unknown	1
Dayton, Orange	1
Columbia, Volusia	1
Cincinnati, Dade	1
Champions Gate, Osceola	1
Baker, Santa Rosa	1
1, Charlotte	1
Alva, Escambia	1
Arcadia, Highlands	1
Armstrong, St. Johns	1
Belmont, Santa Rosa	1
Blountstown, Broward	1
Bonita, Lee	1
Brandon, Pinellas	1
Bronson, Alachua	1
Brooker, Alachua	1
Longwood, Broward	1
Lucedale, St. Lucie	1
Macclenny, Duval	1
Mayaguez, Dade	1
Interlachen, Duval	1
Hosford, Calhoun	1
Hialeahgardens, Dade	1
Gurabo, Orange	1
Paducah, Manatee	1
Olds, Manatee	1
Orlando, Broward	1
Orlando, Lee	1
Panama City, Unknown	1
Pensacola, Sumter	1
Powell, Lee	1
Perth Amboy, Hillsborough	1

COVID-19: characteristics of 1,001,800 Florida resident cases

Data through Dec 1, 2020 verified as of Dec 2, 2020 at 09:25 AM

Data in this report are provisional and subject to change.

The table below includes the cities and counties of residence for cases in Florida residents based on the patient's ZIP Code.

Note that city is not always received as part of the initial notification and may be missing while the case is being investigated.

City and county	Cases
Monroe, Hillsborough	1
North Laud, Unknown	1
Middletown, Osceola	1
Melrose, Clay	1
Westlake Village, Unknown	1
Wtixrat, Dade	1
Watersound, Bay	1
Unk, Duval	1
Ventura, Orange	1
Saint Lucie Village, St. Lucie	1
Puerto Rico, Unknown	1
Randolph, Orange	1
Sharpes, Brevard	1
Sanford, Orange	1
Saint Petersburg, Charlotte	1
Tampa, Pasco	1
Sunrtise, Dade	1
Trenton, Dixie	1
Unknown, Unknown	1
Umatilla, Marion	1
Toms River, Lee	1
Tourist, Dade	1
Woodbine, Nassau	1
West Yarmouth, St. Lucie	1
Venetian Islands, Dade	1
Venice, Manatee	1
Saint Joseph, Volusia	1
Russellville, Bay	1
San Antonio, Orange	1
Seminole, Leon	1
Shirley, Flagler	1
Waipahu, Santa Rosa	1
Ward, Polk	1
Suitland, Volusia	1
Syracuse, Polk	1
Tallahassee, Dade	1
Tamarac, Dade	1
Tavares, Orange	1
Town Of Nocatee, St. Johns	1
Unkn, Duval	1
Unknown, Volusia	1
Other, Dade	1
Orlando, Dade	1
Orlando, Volusia	1
Orlo Vista, Orange	1
Milford, Lee	1
North Palm Beach, Orange	1
Northport, Sarasota	1
Piasa, Putnam	1
Pass-A-Grille Beach, Pinellas	1
Port Saint Lucie, Palm Beach	1
Prattville, Hillsborough	1
Prestonsburg, Bay	1
Quincy, Jackson	1
Rapid City, Broward	1
Red Bay, Holmes	1
Lloyd, Jefferson	1
Moore Haven, Okeechobee	1
Morrisville, Unknown	1

COVID-19: characteristics of 1,001,800 Florida resident cases

Data through Dec 1, 2020 verified as of Dec 2, 2020 at 09:25 AM

Data in this report are provisional and subject to change.

The table below includes the cities and counties of residence for cases in Florida residents based on the patient's ZIP Code.

Note that city is not always received as part of the initial notification and may be missing while the case is being investigated.

City and county	Cases
Micanopy, Marion	1
Mckinney, Broward	1
Miamc, Dade	1
Key West, Duval	1
Jefferson, Dade	1
Jonesboro, Leon	1
Jupiter, Dade	1
Jupiter, St. Lucie	1
Kenilworth, Leon	1
Lake Butler, Alachua	1
Lakeland, Unknown	1
Kingsland, Nassau	1
Knoxville, Bay	1
Greensburg, Palm Beach	1
Hoclywsod, Dade	1
Hernando, Marion	1
Hialeah, Collier	1
Indian Rocks Beach, Duval	1
Homeless, Hillsborough	1
Homeless, Monroe	1
Homeless, Pinellas	1
Fort Lauderdale, Leon	1
Fort White, Clay	1
Far Rockaway, Dade	1
Garden City, Alachua	1
Gaylord, Orange	1
Haines Creek, Lake	1
Hallandale, Unknown	1
Carmel, Orange	1
Chicago, Unknown	1
Brandon, Unknown	1
Brooklyn, Lee	1
Caracas, Dade	1
Asheville, Highlands	1
Bartow, Hardee	1
Boca Raton, Broward	1
Alachua, Duval	1
Alpharetta, Broward	1
Dallas, Hernando	1
Coconut Ck, Unknown	1
Copeland, Collier	1
Downingtown, Hillsborough	1
Deer Park, Dade	1
Deerfield Beach, Unknown	1
Deland, Seminole	1
Surprise, Unknown	1
St Cloud, Orange	1
Syracuse, Unknown	1
San Marcos, Unknown	1
Sarasota, Unknown	1
Saint Petersburg, Bay	1
Ridgewood, Lee	1
Pooler, Broward	1
Port Canaveral, Brevard	1
Plantation Key, Monroe	1
Plantation, Leon	1
Pensacola, Dade	1
Panomo City, Bay	1
Vernon, Walton	1

COVID-19: characteristics of 1,001,800 Florida resident cases

Data through Dec 1, 2020 verified as of Dec 2, 2020 at 09:25 AM

Data in this report are provisional and subject to change.

The table below includes the cities and counties of residence for cases in Florida residents based on the patient's ZIP Code.

Note that city is not always received as part of the initial notification and may be missing while the case is being investigated.

City and county	Cases
Unknown, Manatee	1
Venezuela, Unknown	1
Twentynine Palms, Broward	1
Winfield, Hillsborough	1
Winter Garden, Unknown	1
Whippany, Volusia	1
Xifamk, Dade	1
Key West, Palm Beach	1
Kilgore, Dade	1
Macclenny, Dixie	1
Madison, Jefferson	1
Miami Dade, Unknown	1
Metter, Manatee	1
Miamksaohes, Dade	1
Jupiter Inlet, Palm Beach	1
Land O Lakes, Unknown	1
Landolakes, Unknown	1
Lima, Volusia	1
Inglis, Citrus	1
Irmo, Unknown	1
Island Grove, Alachua	1
Jacksonville, Baker	1
Monument, Broward	1
Mokena, Lee	1
Mount Vernon, Volusia	1
Mulberry, Hillsborough	1
Morrisville, Palm Beach	1
North Brunswick, St. Lucie	1
North Lauderdale, Unknown	1
Okeechobi, Unknown	1
North Porte, Unknown	1
Notrealville, Polk	1
Orem, Dade	1
Orlando, Polk	1
Oviedo, Lake	1
Greensboro, Leon	1
Glen Cove, Unknown	1
Glen Saint Mary, Duval	1
Gainesville, Levy	1
Fleming Island, Duval	1
Fort Lauderdale, Orange	1
Atlanta, Walton	1
Bradenton, Lee	1
Callahan, Duval	1
Bogota, Unknown	1
Bowling Green, Polk	1
Dade City, Unknown	1
Deerfield Beach, Polk	1
Defuniak Springs, Okaloosa	1
Clearwater, Leon	1
Cape San Blas, Gulf	1
Crescent Beach, Sarasota	1
Crestview, Broward	1
Crestview, Walton	1
Cross Key, Monroe	1
Crystal River, Marion	1
Littleton, St. Johns	1
Los Angeles, Orange	1
Mattoon, Lee	1

COVID-19: characteristics of 1,001,800 Florida resident cases

Data through Dec 1, 2020 verified as of Dec 2, 2020 at 09:25 AM

Data in this report are provisional and subject to change.

The table below includes the cities and counties of residence for cases in Florida residents based on the patient's ZIP Code.

Note that city is not always received as part of the initial notification and may be missing while the case is being investigated.

City and county	Cases
Marianna, Washington	1
Mary Esther, Hillsborough	1
Milford, Bay	1
Missing, Bay	1
Newaygo, Charlotte	1
Na, Dade	1
Naples, Leon	1
Missing, Flagler	1
Painted Post, Pasco	1
Palatka, Marion	1
Okeechobee, Highlands	1
Pompano Beach, Dade	1
Pompano Beach, Osceola	1
Pensacola Naval Hospital, Escambia	1
Stiamk, Dade	1
Saint Petersburg, Duval	1
Port Charlotte, Lee	1
Roswell, Bay	1
Ruskin, Manatee	1
Port Saint Lucie, Marion	1
Port St Luce, Unknown	1
Port St. Lucie, St. Lucie	1
Rivera Beach, Unknown	1
Lake In The Hills, Broward	1
Lake Worth, Unknown	1
Land, Unknown	1
Jupiter, Pinellas	1
Kansas City, Palm Beach	1
Indianapolis, Lee	1
Jena, Taylor	1
Fort Lauderdale, Lee	1
Fort Pierce, Brevard	1
Fort Worth, Broward	1
Franklin, Orange	1
Gainesville, Santa Rosa	1
High Springs, Columbia	1
Gwynn Oak, Polk	1
East Rockland Key, Monroe	1
Crescent City, Marion	1
Crestview, Unknown	1
Coal City, Pasco	1
Celebration, Orange	1
Delray Beach, Broward	1
Boys Ranch, Suwannee	1
Big Torch Key, Monroe	1
Boca Raton, Lee	1
Bonifay, Unknown	1
Arabi, Orange	1
Austin, Dade	1
Addison, Pasco	1
Alford, Washington	1
Apo, Collier	1
Sun City Center, Lee	1
Surfside Beach, Orange	1
Tavares, Unknown	1
Temple, Palm Beach	1
Unknown, Duval	1
Winnetka, Dade	1
Winter Springs, Orange	1

COVID-19: characteristics of 1,001,800 Florida resident cases

Data through Dec 1, 2020 verified as of Dec 2, 2020 at 09:25 AM

Data in this report are provisional and subject to change.

The table below includes the cities and counties of residence for cases in Florida residents based on the patient's ZIP Code.

Note that city is not always received as part of the initial notification and may be missing while the case is being investigated.

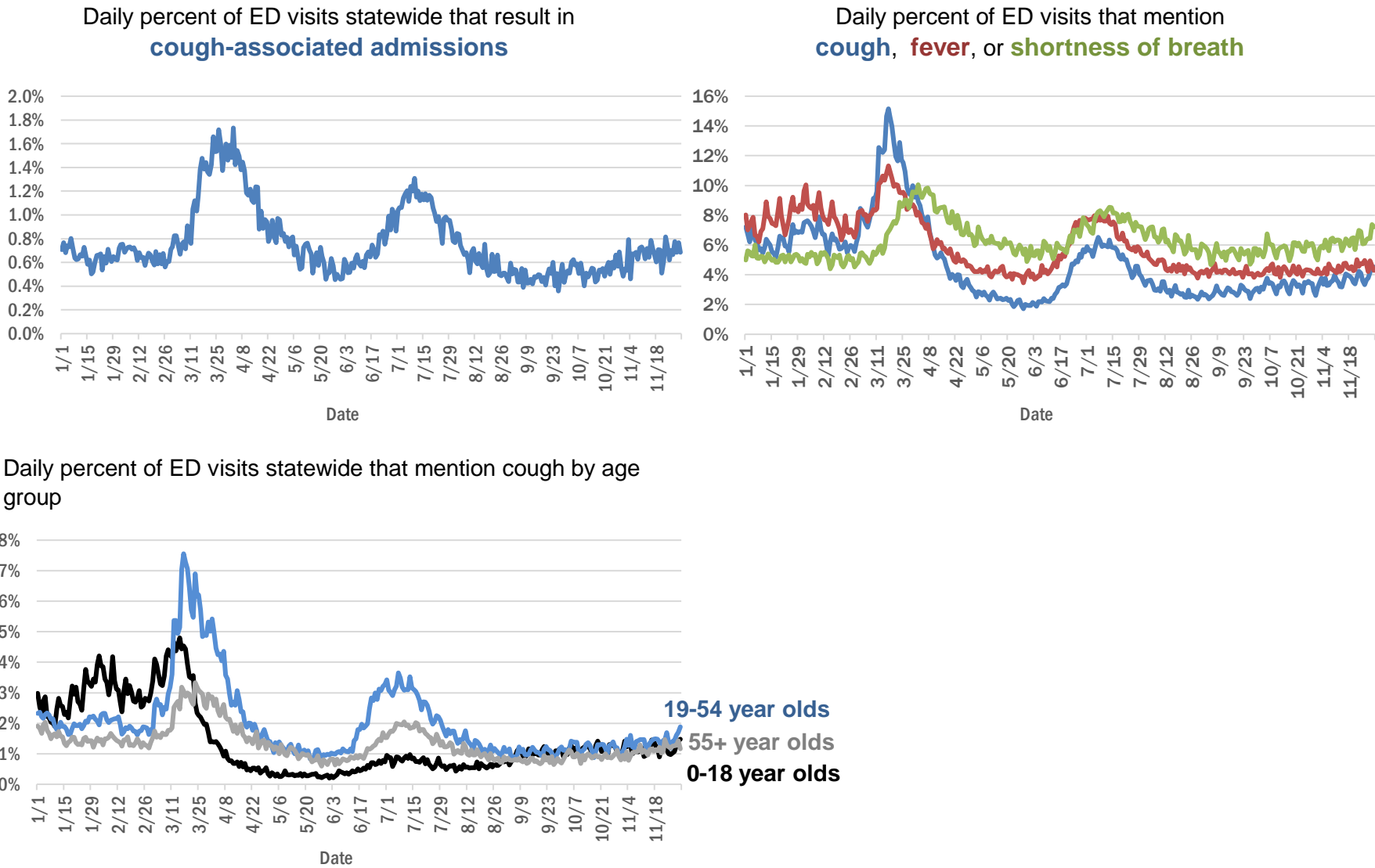
City and county	Cases
Youngstown, Washington	1
West Hollywood, Broward	1
Weston, Unknown	1
Wildwood, Lee	1
West Palm Beach, Unknown	1
Total	1,001,800

COVID-19: additional surveillance information

Data through Dec 1, 2020 verified as of Dec 2, 2020 at 09:25 AM

Data in this report are provisional and subject to change.

Statewide emergency department (ED) chief complaint and admission data



The Electronic Surveillance System for the Early Notification of Community-Based Epidemics (ESSENCE-FL) includes chief complaint data from 211 of 211 Florida EDs. Data are transmitted electronically to ESSENCE-FL daily or hourly.

COVID-19: testing by laboratory

Data through Dec 1, 2020 verified as of Dec 2, 2020 at 09:25 AM

Data in this report are provisional and subject to change.

The numbers in the table below represent the number of Florida and non-Florida residents for whom test results were received by the Department of Health. A person can be tested by more than one laboratory and can have both positive and negative results. **Therefore, the sum of the numbers in each column will be larger than the total number of people tested.**

Reporting lab	Inconclusive	Negative	Positive	Percent positive	Total
LABORATORY CORPORATION OF AMERICA	1,981	1,222,392	150,602	11%	1,374,975
QUEST DIAGNOSTICS	9,210	1,113,484	153,589	12%	1,276,283
BIO REFERENCE LABORATORIES, INC	7,238	715,346	129,508	15%	852,092
CURATIVE LABS	7,509	707,805	81,402	10%	796,716
GENETWORX	661	390,604	32,930	8%	424,195
REALTOX LABS LLC	3,829	338,866	54,248	14%	396,943
HELIX	2,658	236,047	32,819	12%	271,524
RCA LABORATORY SERVICES, LLC		165,148	10,241	6%	175,389
EAST FLORIDA STATE COLLEGE - BREVARD☐		148,994	18,313	11%	167,307
IMPACT HEALTH BIOMETRIC TESTING, INC	820	140,095	13,568	9%	154,483
ELABNETWORK	1,058	130,682	10,774	8%	142,514
MAKO GENOMICS	5,716	111,272	17,933	13%	134,921
NORTHWEST LABORATORY	246	120,928	6,733	5%	127,907
BPHL-JACKSONVILLE	18	104,019	16,021	13%	120,058
MAYO CLINIC LABORATORIES	267	106,239	11,058	9%	117,564
ADVENT HEALTH LAB	112	101,260	13,957	12%	115,329
MEDICAL DIAGNOSTIC LABORATORIES	967	97,499	13,951	12%	112,417
NOMIHEALTH		94,979	10,027	10%	105,006
ADVENTHEALTH LAB	98	95,417	9,324	9%	104,839
BAYCARE LABORATORIES LLC	446	95,578	8,090	8%	104,114
BIOCOLLECTIONS WORLDWIDE, INC	579	86,807	11,379	12%	98,765
MEMORIAL REGIONAL HOSPITAL SOUTH	22	82,310	16,316	17%	98,648
KORVALABS, INC	1,281	90,486	4,625	5%	96,392
BPHL-MIAMI	225	81,771	13,145	14%	95,141
ASCENSION SACRED HEART HOSPITAL - PENSACOLA	2	82,630	10,324	11%	92,956
ORLANDO HEALTH SYSTEM	577	82,525	7,910	9%	91,012
SUNPATH MEDICAL DIAGNOSTICS LABORATORY	680	65,398	9,332	12%	75,410
TAMPA GENERAL HOSPITAL	4	67,761	5,258	7%	73,023
UF HEALTH MEDICAL LAB	33	66,802	5,335	7%	72,170
DIATHERIX LABORATORIES		60,860	8,285	12%	69,145
BPHL-TAMPA (SPECTRUM BLVD)	45	58,146	9,563	14%	67,754
FULGENT DIAGNOSTICS LABORATORY	1,027	60,281	4,676	7%	65,984
TESTING MATTERS INC	37	57,916	7,184	11%	65,137
AKESOGEN		50,093	7,789	13%	57,882
ASCENSION ST VINCENT'S - RIVERSIDE	1	47,865	5,413	10%	53,279
BAPTIST HEALTH SOUTH FLORIDA	199	45,797	7,043	13%	53,039
ARUP LABORATORIES	16	49,831	2,884	5%	52,731
JACKSON MEMORIAL HOSPITAL CLINICAL LAB	79	44,290	8,350	16%	52,719
AMERICAN HEALTH ASSOCIATES	9	47,100	3,475	7%	50,584
UF HEALTH SHANDS HOSPITAL	290	45,549	2,703	6%	48,542
LAKELAND REGIONAL MEDICAL CENTER	114	42,934	4,622	10%	47,670
REAL DIAGNOSTICS	251	39,632	4,981	11%	44,864
VIRACOR EUROFINS		34,650	9,677	22%	44,327
AIT LABORATORIES		39,133	4,410	10%	43,543
ORANGE COUNTY CONVENTION CENTER		33,330	3,645	10%	36,975
MIAMI DADE COUNTY☐		32,093	3,526	10%	35,619
SOUTH MIAMI HOSPITAL LAB	131	31,540	3,892	11%	35,563

COVID-19: testing by laboratory

Data through Dec 1, 2020 verified as of Dec 2, 2020 at 09:25 AM

Data in this report are provisional and subject to change.

The numbers in the table below represent the number of Florida and non-Florida residents for whom test results were received by the Department of Health. A person can be tested by more than one laboratory and can have both positive and negative results. **Therefore, the sum of the numbers in each column will be larger than the total number of people tested.**

Reporting lab	Inconclusive	Negative	Positive	Percent positive	Total
TALLAHASSEE MEMORIAL HOSPITAL	142	31,719	3,517	10%	35,378
BAPTIST HEALTH - JACKSONVILLE	4	32,528	2,131	6%	34,663
APPLIED INGENUITY DIAGNOSTICS LLC		32,024	1,620	5%	33,644
WALGREENS	30	27,061	4,912	15%	32,003
LEE HEALTH - CAPE CORAL HOSPITAL	3	26,099	4,087	14%	30,189
BROWARD GENERAL MEDICAL CENTER-CLINICAL LAB	2	26,003	2,643	9%	28,648
SARASOTA MEMORIAL HOSPITAL MAIN LAB	12	26,010	1,930	7%	27,952
UNIVERSITY OF MIAMI HOSPITAL	32	24,729	2,670	10%	27,431
MILLENNIUM PHYSICIAN GROUP	16	23,304	3,734	14%	27,054
UF HEALTH JACKSONVILLE	39	23,874	2,110	8%	26,023
PWNHEALTH	30	23,942	1,575	6%	25,547
NICKLAUS CHILDREN'S HOSPITAL	51	22,249	3,207	13%	25,507
FLORIDA HOSPITAL - TAMPA	37	22,994	1,879	8%	24,910
ECCO LAB GROUP CO	365	20,808	3,632	15%	24,805
INGENIOUS PERSONALIZED MEDICINE	118	19,237	3,535	15%	22,890
STATLAB_MOBILE	1	19,239	1,985	9%	21,225
NORTH FLORIDA REGIONAL MEDICAL CENTER		19,095	1,904	9%	20,999
MOUNT SINAI MEDICAL CENTER	7	19,162	1,812	9%	20,981
ST JOSEPHS HOSPITAL LABORATORY	18	18,105	2,341	11%	20,464
ADVENT HEALTH - DAYTONA BEACH	32	18,881	1,404	7%	20,317
ACCESS DX LABORATORY	193	18,268	1,835	9%	20,296
BRANDON REGIONAL HOSPITAL		17,956	2,147	11%	20,103
PALMETTO GENERAL HOSPITAL LAB	3	16,222	3,439	17%	19,664
JUPITER MEDICAL CENTER LAB	49	17,506	1,539	8%	19,094
JFK MEDICAL CENTER LAB	1	16,824	2,102	11%	18,927
NAPLES COMMUNITY HOSPITAL	58	16,886	1,721	9%	18,665
LAB DIAGNOSTICS LLC	364	12,437	5,124	29%	17,925
BIOCERNA LABS	461	14,582	2,113	12%	17,156
GENESIS REFERENCE LABORATORIES		15,773	1,274	7%	17,047
PANCARE OF FLORIDA INC		15,451	1,535	9%	16,986
AVENTUS BIO LABS	16	14,783	1,953	12%	16,752
PATIENTS FIRST LAKE ELLA MEDICAL CENTER PA		14,065	2,495	15%	16,560
INTEGRATED REGIONAL LABORATORIES LLP		14,345	2,063	13%	16,408
DRS CLACK SPENCER WHITE & MCCORMACK PA D/B/A		14,781	1,408	9%	16,189
SAINT MARY'S MEDICAL CENTER	22	13,693	1,625	11%	15,340
MORTON PLANT HOSPITAL-ADLER INSTITUTE	8	13,555	1,212	8%	14,775
INDIAN RIVER MEDICAL CENTER LAB		13,669	841	6%	14,510
WELLINGTON REGIONAL MED CTR LAB	5	11,848	1,448	11%	13,301
CLEVELAND CLINIC HOSPITAL LAB	4	11,681	1,450	11%	13,135
EXACT SCIENCES LABORATORIES		12,086	870	7%	12,956
LEESBURG REGIONAL MEDICAL CENTER		11,526	1,159	9%	12,685
HEALTH CENTER AT SINAI RESIDENCES		12,133	208	2%	12,341
OSCEOLA REGIONAL MEDICAL CENTER	1	10,802	1,477	12%	12,280
HOMESTEAD HOSPITAL CLINICAL LABORATORY	24	10,040	2,057	17%	12,121

COVID-19: testing by laboratory

Data through Dec 1, 2020 verified as of Dec 2, 2020 at 09:25 AM

Data in this report are provisional and subject to change.

The numbers in the table below represent the number of Florida and non-Florida residents for whom test results were received by the Department of Health. A person can be tested by more than one laboratory and can have both positive and negative results. **Therefore, the sum of the numbers in each column will be larger than the total number of people tested.**

Reporting lab	Inconclusive	Negative	Positive	Percent positive	Total
HOLY CROSS HOSPITAL CLINICAL LAB	1	11,322	635	5%	11,958
FLORIDA HOSPITAL WATERMAN LABORATORY	70	10,998	855	7%	11,923
HEALTHLINK DIAGNOSTIC LABORATORIES	54	11,031	672	6%	11,757
ST MARKS HOSPITAL LABORATORY B	78	10,627	1,002	9%	11,707
MEMORIAL HOSPITAL JACKSONVILLE	8	9,868	1,800	15%	11,676
RUTGERS CLINICAL GENOMICS LABORATORY	43	11,025	387	3%	11,455
MEMORIAL REGIONAL HOSPITAL CLINICAL LABORATORY	10	10,456	717	6%	11,183
PWN HEALTH	17	9,097	1,989	18%	11,103
LEE HEALTH - LEE MEMORIAL HOSPITAL		8,278	2,626	24%	10,904
WEST KENDALL BAPTIST HOSPITAL	8	8,833	1,952	18%	10,793
WATSON CLINIC LLP		9,243	1,527	14%	10,770
DELRAY MEDICAL CENTER LAB	3	9,678	975	9%	10,656
NORTHWEST MEDICAL CENTER	1	9,278	1,280	12%	10,559
PRIVA PATH LABS	43	9,957	477	5%	10,477
LARKIN COMMUNITY HOSPITAL INC DBA CARDIOTROPIC		6,820	3,623	35%	10,443
ORANGE PARK MEDICAL CENTER	9	8,779	1,584	15%	10,372
LAWNWOOD REGIONAL MEDICAL CENTER	1	9,031	1,233	12%	10,265
BETHESDA HOSPITAL EAST		9,404	849	8%	10,253
STS LAB 2 LLC	6	9,903	226	2%	10,135
OAK HILL HOSPITAL		9,105	939	9%	10,044
ST ANTHONY'S HOSPITAL LAB	13	8,942	1,002	10%	9,957
BAPTIST HEALTH - SOUTH		9,268	669	7%	9,937
SRQ DRIVE THROUGH		8,944	905	9%	9,849
WINTER HAVEN HOSPITAL CLINICAL LABORATORY	3	8,433	1,366	14%	9,802
PALM BEACH BALL PARK		8,604	990	10%	9,594
LARKIN COMMUNITY HOSPITAL	10	8,228	1,265	13%	9,503
LARGO MEDICAL CENTER		8,564	891	9%	9,455
UHEALTH CORAL GABLES/LENNAR MED CTR	3	8,866	545	6%	9,414
COAST DIAGNOSTICS LLC	26	8,705	650	7%	9,381
GOOD SAMARITAN MEDICAL CENTER LAB	1	8,169	1,206	13%	9,376
AVECINA	17	8,671	554	6%	9,242
BAYFRONT HEALTH - ST PETERSBURG	16	7,818	1,290	14%	9,124
WESTSIDE REGIONAL MED CTR	2	7,749	1,249	14%	9,000
CLEVELAND CLINIC TRADITION HOSPITAL		8,469	496	6%	8,965
MEASE COUNTRYSIDE LAB	2	8,117	769	9%	8,888
MERCY HOSPITAL A CAMPUS OF PLANTATION GEN HOSP LAB	1	7,368	1,398	16%	8,767
ST JOSEPHS HOSPITAL	8	7,776	978	11%	8,762
GULF COAST MEDICAL CENTER MICROLAB		6,814	1,870	22%	8,684
AEGIS SCIENCES CORPORATION	38	7,720	795	9%	8,553
BOSTON HEART DIAGNOSTICS CORP		7,407	1,140	13%	8,547
PALMS WEST HOSPITAL LAB	2	7,370	1,171	14%	8,543
MEDICAL CENTER OF TRINITY CLINICAL LABORATORY	1	7,676	757	9%	8,434
AVECINA MEDICAL OAKLEAF	3	6,977	1,330	16%	8,310
WEST FLORIDA HOSPITAL LAB		6,798	1,483	18%	8,281
HALIFAX MEDICAL CENTER LAB	33	7,089	1,133	14%	8,255

COVID-19: testing by laboratory

Data through Dec 1, 2020 verified as of Dec 2, 2020 at 09:25 AM

Data in this report are provisional and subject to change.

The numbers in the table below represent the number of Florida and non-Florida residents for whom test results were received by the Department of Health. A person can be tested by more than one laboratory and can have both positive and negative results. **Therefore, the sum of the numbers in each column will be larger than the total number of people tested.**

Reporting lab	Inconclusive	Negative	Positive	Percent positive	Total
REGIONAL MEDCIAL CENTER BAYONET POINT	2	7,724	510	6%	8,236
CORAL GABLES HOSPITAL CLINICAL LABORATORY		6,932	1,302	16%	8,234
THE VILLAGES REGIONAL HOSPITAL		7,644	553	7%	8,197
WEST BOCA MEDICAL CENTER LAB		7,548	632	8%	8,180
ADVENTIST HEALTH SYSTEMS SUNBELT INC DBA		7,718	341	4%	8,059
FLORIDA HOSPITAL HEARTLAND MED CTR CLINICAL LAB	33	7,069	939	12%	8,041
MANATEE MEMORIAL HOSPITAL		7,405	632	8%	8,037
BAPTIST HEALTHCARE - BAPTIST HOSPITAL	4	6,710	1,267	16%	7,981
AVENTURA HOSPITAL LAB		6,401	1,430	18%	7,831
Capital Regional Medical Ctr		6,464	1,346	17%	7,810
LEE HEALTH - HEALTH PARK MEDICAL CENTER		6,507	1,270	16%	7,777
ADVENT HEALTH - WESLEY CHAPEL	14	7,177	575	7%	7,766
BLAKE MEDICAL CENTER		6,776	943	12%	7,719
PALM BEACH GARDENS MEDICAL CTR LAB		7,025	661	9%	7,686
NCH NORTH NAPLES HOSPITAL LAB	15	6,733	827	11%	7,575
NIGHT LITE PEDIATRICS	4	5,765	1,646	22%	7,415
VISTA CLINICAL DIAGNOSTICS	75	6,851	466	6%	7,392
DOCTORS HOSPITAL	4	6,164	1,137	16%	7,305
ACCESS MEDICAL LABORATORIES		4,337	2,860	40%	7,197
AVECINA MEDICAL	4	6,036	1,036	15%	7,076
FLORIDA HOSPITAL FLAGLER	29	6,591	443	6%	7,063
INFORM DIAGNOSTICS, INC		6,556	347	5%	6,903
LAKE CITY MEDICAL CENTER		5,497	1,274	19%	6,771
LUMINUS DIAGNOSTICS		6,147	529	8%	6,676
FLORIDA MEDICAL CENTER - A CAMPUS OF NORTH SHORE	2	5,841	808	12%	6,651
PLANTATION GENERAL HOSPITAL		5,587	1,049	16%	6,636
CORAL SPRINGS MED CTR		5,998	590	9%	6,588
NORTHSIDE HOSPITAL AND HEART INSTITUTE		5,850	610	9%	6,460
NORTH SHORE MEDICAL CENTER		5,345	1,089	17%	6,434
FLORIDA HOSPITAL DELAND	10	5,577	792	12%	6,379
INDIAN RIVER PATHOLOGY LLC		5,895	462	7%	6,357
ALL CHILDREN'S HOSPITAL		6,018	339	5%	6,357
NEMOURS CHILDRENS HOSPITAL		6,154	201	3%	6,355
FLORIDA HOSPITAL ZEPHYRHILLS	10	5,841	494	8%	6,345
NONA SCIENTIFIC	4	5,112	1,209	19%	6,325
BROWARD HEALTH NORTH CLINICAL LABORATORY		5,568	703	11%	6,271
CENTRAL FLORIDA REGIONAL HOSPITAL		5,505	554	9%	6,059
FLORIDA HOSPITAL OF CARROLLWOOD	22	5,325	650	11%	5,997
VISTA CLINICAL	7	3,289	2,662	45%	5,958
MEMORIAL HOSPITAL WEST LABORATORY SERVICES	14	5,327	529	9%	5,870
P4 CLINICAL, LLC	62	5,274	442	8%	5,778
CLEVELAND CLINIC MARTIN SOUTH HOSPITAL	1	5,298	474	8%	5,773
GENOVA DIAGNOSTICS LABORATORY	13	5,345	338	6%	5,696
OCALA REGIONAL MEDICAL CENTER		5,086	607	11%	5,693
WEST PALM HOSPITAL LAB		5,183	435	8%	5,618
FULGENT DIAGNOSTICS	97	5,178	325	6%	5,600
FLORIDA LABORATORY ANALYSIS		5,026	551	10%	5,577

COVID-19: testing by laboratory

Data through Dec 1, 2020 verified as of Dec 2, 2020 at 09:25 AM

Data in this report are provisional and subject to change.

The numbers in the table below represent the number of Florida and non-Florida residents for whom test results were received by the Department of Health. A person can be tested by more than one laboratory and can have both positive and negative results. **Therefore, the sum of the numbers in each column will be larger than the total number of people tested.**

Reporting lab	Inconclusive	Negative	Positive	Percent positive	Total
UNITED CLINICAL LABORATORY LLC	2	4,553	1,015	18%	5,570
LEE HEALTH - GULF COAST MEDICAL CENTER	2	4,575	959	17%	5,536
BAPTIST HEALTH - BEACHES		5,140	365	7%	5,505
PATHNOSTICS	12	4,018	1,436	26%	5,466
Lake City HM		5,060	294	5%	5,354
BAPTIST HEALTH SOUTH FLORIDA - WEST KENDALL URGENT CARE		4,533	725	14%	5,258
MARTIN HOSPITAL SOUTH LAB		4,966	279	5%	5,245
MORTON PLANT-MEASE	1	4,717	370	7%	5,088
LEON MEDICAL CENTERS LLC		4,042	952	19%	4,994
BINAXNOW	6	3,959	1,023	21%	4,988
ANNE BATES LEACH EYE HOSPITAL/ ABLEH MICROBIOLOGY LABORATORY		4,915	72	1%	4,987
MEMORIAL HOSPITAL MICRO		4,642	318	6%	4,960
LABSTAT LLC	2	4,687	262	5%	4,951
POINCIANA MEDICAL CENTER		3,822	1,062	22%	4,884
LAKEWOOD RANCH MEDICAL CENTER		4,529	351	7%	4,880
FLORIDA HOSPITAL FISH MEMORIAL	19	4,259	572	12%	4,850
WEST MARION COMMUINITY HOSPITAL LAB		4,240	582	12%	4,822
ST JOSEPHS NORTH HOSPITAL LAB	1	4,299	511	11%	4,811
KD MEDICAL CHOICE LLC		4,298	496	10%	4,794
SUNRISE MEDICAL LABORATORIES	2	4,445	296	6%	4,743
ARCPOINT LABS	2	3,835	892	19%	4,729
TROPICANA FIELD - LOT 2	17	4,297	411	9%	4,725
IMPERIAL POINT MEDICAL CENTER		4,226	352	8%	4,578
SOUTH BAY HOSPITAL CLINICAL LAB		4,088	390	9%	4,478
MEDEXPRESS URGENT CARE	2	2,839	1,633	36%	4,474
ST LUCIE MEDICAL CENTER		3,687	786	18%	4,473
CLEVELAND CLINIC MARTIN NORTH HOSPITAL		4,056	393	9%	4,449
CARDIOPATH	1	4,013	362	8%	4,376
BAPTIST HEALTH - NASSAU		4,158	185	4%	4,343
UNKNOWN	3	2,674	1,647	38%	4,324
MOFFITT CANCER CENTER	6	4,223	83	2%	4,312
AMERICAN FAMILY CARE		2,572	1,730	40%	4,302
OVIEDO MEDICAL CENTER		3,799	439	10%	4,238
AVERO DIAGNOSTICS - IRVING		3,948	236	6%	4,184
BAPTIST HEALTH SOUTH FLORIDA - COUNTRY WALK URGENT CARE		3,534	563	14%	4,097
HEALTHQUEST ESOTERICS		2,962	1,124	28%	4,086
SOUTH FLORIDA BAPTIST HOSPITAL MICRO	2	3,523	548	13%	4,073
NIGHT LITE PEDIATRIC CENTER LLC		3,809	248	6%	4,057
HIALEAH HOSPITAL	4	3,268	762	19%	4,034
FORT WALTON BEACH MEDICAL CENTER		3,477	508	13%	3,985
CARDIOTROPIC LABS	83	3,141	724	18%	3,948
NIGHT LITE PEDIATRICS URGENT CARE	1	3,379	499	13%	3,879
ST PETERSBURG GENERAL HOSPITAL		3,255	620	16%	3,875
FLORIDA HOSPITAL NORTH PINELLAS	11	3,573	254	7%	3,838
PHYSICIANS REGIONAL MEDICAL CENTER - PINE RIDGE RD	1	3,123	639	17%	3,763
HOLIDAY CVS LLC		3,487	173	5%	3,660
BAPTIST HEALTH SOUTH FLORIDA - MIAMI LAKES URGENT CARE		2,960	654	18%	3,614

COVID-19: testing by laboratory

Data through Dec 1, 2020 verified as of Dec 2, 2020 at 09:25 AM

Data in this report are provisional and subject to change.

The numbers in the table below represent the number of Florida and non-Florida residents for whom test results were received by the Department of Health. A person can be tested by more than one laboratory and can have both positive and negative results. **Therefore, the sum of the numbers in each column will be larger than the total number of people tested.**

Reporting lab	Inconclusive	Negative	Positive	Percent positive	Total
CLARITY LAB SOLUTIONS LLC		3,608	4	0%	3,612
MALABAR MEDICAL WALK IN CLINIC		3,089	469	13%	3,558
CernerELR_Advent		3,317	229	6%	3,546
UNIVERSITY HOSPITAL AND MEDICAL CENTER		2,747	783	22%	3,530
SYNERGY LABORATORIES	7	3,099	314	9%	3,420
BAPTIST HEALTH SOUTH FLORIDA - DORAL URGENT CARE		2,781	587	17%	3,368
WESTCHESTER HOSPITAL	23	2,725	564	17%	3,312
PUTNAM COMMUNITY MEDICAL CENTER		2,925	340	10%	3,265
BAPTIST HEALTH SOUTH FLORIDA - CORAL SPRINGS URGENT CARE		2,878	370	11%	3,248
GENE BY GENE, GENOMICS RESEARCH CENTER LAB	35	3,089	87	3%	3,211
BAPTIST HEALTH SOUTH FLORIDA - PEMBROKE PINES URGENT CARE		2,746	442	14%	3,188
BAPTIST HEALTH - NORTH		2,498	685	22%	3,183
MEASE DUNEDIN HOSPITAL	4	2,926	251	8%	3,181
ISPM LABS, LLC DBA CAPSTONE DIAGNOSTICS, LLC		3,102	67	2%	3,169
BAPTIST HEALTH SOUTH FLORIDA - WESTCHESTER URGENT CARE		2,675	482	15%	3,157
SANTA ROSA MEDICAL CENTER		2,658	465	15%	3,123
BAYCARE COMMUNITY HEALTH		2,996	57	2%	3,053
RAULERSON HOSPITAL		2,580	462	15%	3,042
PALMS OF PASADENA HOSPITAL		2,724	296	10%	3,020
BAYFRONT HEALTH - VENICE REGIONAL MEDICAL		2,767	213	7%	2,980
FLORIDA HOSPITAL OCALA		2,798	172	6%	2,970
VIKOR SCIENTIFIC	3	2,242	713	24%	2,958
DOCTORS HOSPITAL OF SARASOTA CLINICAL LABORATORY		2,622	318	11%	2,940
H LEE MOFFITT CANCER CENTER LABORATORY		2,866	33	1%	2,899
MIDWAY SPECIALTY CARE CENTER DIAGNOSTICS	36	2,650	210	7%	2,896
MEMORIAL HOSPITAL- MIRAMAR	12	2,664	210	7%	2,886
STONE CLINICAL LABORATORIES		2,789	96	3%	2,885
MEDARBOR DIAGNOSTICS	1	2,103	775	27%	2,879
ACUTIS DIAGNOSTICS	15	2,367	353	13%	2,735
SYNERGY DIAGNOSTIC LABORATORY	82	2,423	223	8%	2,728
BAYFRONT HEALTH - PORT CHARLOTTE		2,519	207	8%	2,726
WALGREENS ORLANDO	3	2,386	319	12%	2,708
TWIN CITIES HOSPITAL	1	2,426	279	10%	2,706
ANGEL KIDS PEDIATRICS		2,609	83	3%	2,692
WALGREEN CO	2	2,377	310	12%	2,689
MEDCOMP SCIENCES LLC	29	1,311	1,316	50%	2,656
EGLIN AIR FORCE BASE	3	1,902	746	28%	2,651
BETHESDA HOSPITAL WEST		2,410	227	9%	2,637
EXPRESS GENE MOLECULAR DIAGNOSTICS LABORATORY		2,257	345	13%	2,602
VETERANS AFFAIRS MEDICAL CENTER - ORLANDO		1,342	1,257	48%	2,599
GENESIS MEDICAL LABORATORY	25	2,180	362	14%	2,567
ADVENTHEALTH CENTRA CARE LAKE BUENA VISTA		2,448	94	4%	2,542
ADVENT HEALTH - OCALA		2,124	398	16%	2,522
BAPTIST HEALTH SOUTH FLORIDA - CORAL GABLES (UNIVERSITY) URGENT CARE		2,180	278	11%	2,458
THE HEALTHCARE DISTRICT OF PALM BEACH COUNTY	9	2,226	212	9%	2,447
CITRUS MEMORIAL HOSPITAL LABORATORY		2,184	259	11%	2,443
NORTHWEST FLORIDA COMMUNITY HOSPITAL	17	1,593	786	33%	2,396

COVID-19: testing by laboratory

Data through Dec 1, 2020 verified as of Dec 2, 2020 at 09:25 AM

Data in this report are provisional and subject to change.

The numbers in the table below represent the number of Florida and non-Florida residents for whom test results were received by the Department of Health. A person can be tested by more than one laboratory and can have both positive and negative results. **Therefore, the sum of the numbers in each column will be larger than the total number of people tested.**

Reporting lab	Inconclusive	Negative	Positive	Percent positive	Total
SOLARIS DIAGNOSTICS	2	2,133	253	11%	2,388
BAPTIST HEALTH SOUTH FLORIDA - WESTON URGENT CARE		2,121	214	9%	2,335
MEDICAL DNA LABS LLC	2	2,194	126	5%	2,322
BAPTIST HEALTH SOUTH FLORIDA - DAVIE URGENT CARE		1,978	334	14%	2,312
LEE HEALTH - COCONUT POINT CLINICAL LAB	2	1,872	433	19%	2,307
BAPTIST HEALTH SOUTH FLORIDA - TAMiami TRAIL URGENT CARE		1,871	435	19%	2,306
BAYFRONT HEALTH - SEVEN RIVERS		2,125	176	8%	2,301
BAPTIST HEALTH SOUTH FLORIDA - PINECREST URGENT CARE		2,019	278	12%	2,297
MINUTECLINIC LLC #3703		1,987	280	12%	2,267
MEMORIAL HOSPITAL PEMBROKE	3	1,998	249	11%	2,250
LAKESIDE MEDICAL CENTER		1,786	461	21%	2,247
BAPTIST HEALTH SOUTH FLORIDA - CORAL GABLES URGENT CARE		1,937	307	14%	2,244
ASCENSION SACRED HEART - EMERALD COAST		1,897	330	15%	2,227
BARTOW REGIONAL MEDICAL CENTER	1	1,939	271	12%	2,211
THE CENTER FOR URGENT CARE	2	1,734	450	21%	2,186
BAYFRONT HEALTH - BROOKSVILLE		1,896	274	13%	2,170
CENTRA CARE SAINT CLOUD	1	1,838	291	14%	2,130
ENGLEWOOD COMMUNITY HOSPITAL		1,972	156	7%	2,128
MINUTECLINIC		1,909	214	10%	2,123
CENTRA CARE - WATERFORD LAKES		1,599	498	24%	2,097
URGENT CARE CURE	2	1,852	233	11%	2,087
CLINICAL REFERENCE LABORATORY	1	1,986	68	3%	2,055
SPORTS DRUG TESTING LABORATORY	35	1,966	52	3%	2,053
LOWER KEYS MEDICAL CENTER		1,839	210	10%	2,049
SELECT LABORATORIES - MARION COUNTY, FL LLC	3	1,912	126	6%	2,041
BAPTIST HEALTH SOUTH FLORIDA - PALMETTO BAY URGENT CARE		1,748	265	13%	2,013
BMCT Molecular Diagnostics Subsection		1,663	345	17%	2,008
COMMUNITY HEALTH NORTHWEST FLORIDA	4	1,472	519	26%	1,995
HOLIDAY CVS LLC DBA CVS PHARMACY #5154		1,958	28	1%	1,986
CLARITY LAB SOLUTIONS		1,732	251	13%	1,983
AMELIA URGENT CARE		1,275	698	35%	1,973
HIGHLANDS REGIONAL MEDICAL CENTER		1,585	373	19%	1,958
DOC SMILEY'S URGENT CARE		1,705	247	13%	1,952
PHYSICIANS REGIONAL MEDICAL CENTER - COLLIER BLVD	1	1,459	454	24%	1,914
BAPTIST HEALTH SOUTH FLORIDA - KENDALE LAKES URGENT CARE		1,507	360	19%	1,867
DESOTO MEMORIAL HOSPITAL	3	1,518	316	17%	1,837
SUNCOAST PATHOLOGY ASSOCIATES		1,677	128	7%	1,805
BAPTIST HEALTH SOUTH FLORIDA - BRICKELL URGENT CARE		1,515	284	16%	1,799
BAPTIST HEALTHCARE - GULF BREEZE HOSPITAL	3	1,540	240	13%	1,783
LABORATORY OF FLORIDA LLC	40	1,608	112	6%	1,760
BAPTIST HEALTH URGENT CARE AT SAWGRASS		1,536	224	13%	1,760
MARINERS HOSPITAL		1,612	140	8%	1,752
TALLAHASSEE PRIMARY CARE ASSOCIATES		1,549	144	9%	1,693
MINUTECLINIC LLC		1,450	219	13%	1,669
JW PLASTIC SURGERY		1,368	235	15%	1,603
BAPTIST HEALTH - CLAY		1,401	199	12%	1,600
ADVENT HEALTH - HEART OF FLORIDA ER	1	1,464	127	8%	1,592

COVID-19: testing by laboratory

Data through Dec 1, 2020 verified as of Dec 2, 2020 at 09:25 AM

Data in this report are provisional and subject to change.

The numbers in the table below represent the number of Florida and non-Florida residents for whom test results were received by the Department of Health. A person can be tested by more than one laboratory and can have both positive and negative results. **Therefore, the sum of the numbers in each column will be larger than the total number of people tested.**

Reporting lab	Inconclusive	Negative	Positive	Percent positive	Total
BAPTIST HEALTH EMERGENCY CENTER COUNTRY WALK	1	1,342	238	15%	1,581
BAPTIST HEALTH - OAKLEAF		1,313	258	16%	1,571
BAYFRONT HEALTH - PUNTA GORDA		1,493	74	5%	1,567
GENUS3		1,498	59	4%	1,557
ADVENT HEALTH - NEW SMYRNA		1,185	361	23%	1,546
OPTEO LABORATORY		1,507	31	2%	1,538
ATLANTIS URGENT CARE	1	661	816	55%	1,478
FLOWERS HOSPITAL		1,342	124	8%	1,466
TAMPA COMMUNITY HOSPITAL		1,209	225	16%	1,434
ADVENTHEALTH CENTRA CARE DR PHILLIPS		1,385	46	3%	1,431
PATIENTS CHOICE LABORATORIES		825	575	41%	1,400
ASSOCIATED PATHOLOGISTS, LLC	3	1,177	215	15%	1,395
BAYFRONT HEALTH - SPRING HILL		1,295	97	7%	1,392
PHYSICIANS STAT LAB		479	904	65%	1,383
ASCENSION ST VINCENT'S - SOUTHSIDE		1,309	49	4%	1,358
BAPTIST HEALTH SOUTH FLORIDA - MIAMI BEACH URGENT CARE		1,166	183	14%	1,349
QDX PATHOLOGY SERVICES	1	1,128	210	16%	1,339
SPARROW HEALTHCARE	2	1,134	197	15%	1,333
UHEALTH DEERFIELD BEACH/UMSYLVESTER DEERFIELD BEACH LABORATORY	3	1,281	47	4%	1,331
ADVENTHEALTH CENTRA CARE WINTER GARDEN		1,275	56	4%	1,331
NXGEN MDX LLC	3	1,230	97	7%	1,330
ADVENTHEALTH CENTRA CARE WINTER PARK		1,273	43	3%	1,316
ADVANCE MEDICAL OF NAPLES		309	982	76%	1,291
ADVENTHEALTH CENTRA CARE HUNTERS CREEK		1,166	106	8%	1,272
JACKSON HOSPITAL CLINICAL LABORATORY		1,099	166	13%	1,265
SARKIS CLINICAL TRIALS		1,101	147	12%	1,248
NORTH SHORE LONG ISLAND JEWISH HEALTH		1,193	43	3%	1,236
ADVENTHEALTH CENTRA CARE ST CLOUD		1,144	73	6%	1,217
CLINICORE		1,124	91	7%	1,215
ADVENTHEALTH CENTRA CARE UNIVERSITY		1,184	27	2%	1,211
PRIMEHEALTH URGENT CARE	1	948	259	21%	1,208
ADVENTHEALTH CENTRA CARE KISSIMMEE		1,147	52	4%	1,199
ACCESS MEDICAL LABS		746	448	38%	1,194
ASSURANCE SCIENTIFIC LABORATORIES	1	947	225	19%	1,173
PALMS MEDICAL GROUP	5	910	226	20%	1,141
MARTIN HEALTH SYSTEM - ST LUCIE WEST		1,024	104	9%	1,128
SCION LAB SERVICES LLC	4	1,044	69	6%	1,117
AHCC WESLEY CHAPEL		1,061	55	5%	1,116
ADVENTHEALTH CENTRA CARE SANFORD		1,063	47	4%	1,110
UNIVERSITY OF ALABAMA AT BIRMINGHAM		1,082	21	2%	1,103
EMERALD COAST URGENT CARE, LLC	1	819	277	25%	1,097
EMERALD COAST URGENT CARE LLC		854	243	22%	1,097
FLORIDA MEDICAL CLINIC	1	674	406	38%	1,081
BARDMOOR LABORATORY	1	946	131	12%	1,078
CAPSTONE HEALTHCARE		757	319	30%	1,076
LABTECH DIAGNOSTIC		837	231	22%	1,068
NCH NORTHEAST	5	791	262	25%	1,058

COVID-19: testing by laboratory

Data through Dec 1, 2020 verified as of Dec 2, 2020 at 09:25 AM

Data in this report are provisional and subject to change.

The numbers in the table below represent the number of Florida and non-Florida residents for whom test results were received by the Department of Health. A person can be tested by more than one laboratory and can have both positive and negative results. **Therefore, the sum of the numbers in each column will be larger than the total number of people tested.**

Reporting lab	Inconclusive	Negative	Positive	Percent positive	Total
ADVENTHEALTH CENTRA CARE LEE ROAD		1,023	32	3%	1,055
BIOCERNA MAIN LAB	1	949	98	9%	1,048
ADVENTHEALTH CENTRA CARE MOUNT DORA		989	53	5%	1,042
ADVENTHEALTH CENTRA CARE CLERMONT		992	38	4%	1,030
EMPIRE CITY LABORATORIES INC	6	871	144	14%	1,021
MINUTECLINIC LLC # 0709		893	128	13%	1,021
EMERGENCY PHYSICIANS MEDICAL CENTER		136	884	87%	1,020
NATIONWIDE LABORATORY SERVICES INC	57	809	134	13%	1,000
ADVENTHEALTH CENTRA CARE LAKE MARY		963	36	4%	999
COASTAL MED URGENT CARE		106	887	89%	993
DOCTORS URGENT CARE LLC	1	850	141	14%	992
ADVENTIST HEALTH SYSTEMS, SUNBELT INC		954	38	4%	992
EMERALD COAST URGENT CARE		725	256	26%	981
US BIOTEK LABORATORIES	3	795	181	18%	979
CAREFAST+		782	196	20%	978
EPN URGENT CARE NAPLES	2	746	228	23%	976
NYU HOSPITALS CENTER CLINICAL LABORATORIES		954	21	2%	975
ADVENTHEALTH PROMPT CARE	1	662	302	31%	965
DOCTORS TEST CENTERS		826	118	13%	944
TEMPUS CLINICAL LABORATORY	8	827	108	11%	943
LAB24 INC	3	276	659	70%	938
ADVENTHEALTH CENTRA CARE SAND LAKE		901	36	4%	937
ADVENTHEALTH CENTRA CARE WATERFORD LAKES		867	69	7%	936
DYNIX DIAGNOSTIX		820	116	12%	936
PATIENTS FIRST - THOMASVILLE ROAD		829	103	11%	932
NCF DIAGNOSTICS & DNA TECHNOLOGIES LAB	32	775	122	13%	929
TOM LEE COMMUNITY HEALTH CENTER		608	319	34%	927
ARCPOINT LABS OF FORT MYERS		720	205	22%	925
ADVENTHEALTH CENTRA CARE ALTAMONTE		873	31	3%	904
PROHEALTH		401	495	55%	896
VERITOR		787	107	12%	894
HEALTH FIRST ADVENTHEALTH CENTRA CARE GATEWAY		856	31	3%	887
ADVENTHEALTH CENTRA CARE PORT ORANGE		851	34	4%	885
COASTAL LABORATORIES		730	149	17%	879
ADVENTHEALTH CENTRA CARE LONGWOOD		844	26	3%	870
ADVENTHEALTH CENTRA CARE APOPKA		801	66	8%	867
MINUTECLINIC LLC 5852		725	136	16%	861
ADVENTHEALTH CENTRA CARE LAKELAND		810	28	3%	838
AMELIA EXPRESS CARE		536	300	36%	836
MINUTECLINIC LLC #3631		698	130	16%	828
FLORIDA HOSPITAL ORLANDO		743	74	9%	817
NORTH FLORIDA PEDIATRICS-TALLAHASSEE		756	57	7%	813
STEWART REFERENCE LABORATORY	1	511	291	36%	803
ASCENSION ST VINCENT'S - CLAY		775	27	3%	802
PHAROS HEALTH		622	167	21%	789
ELLENTON URGENT CARE		572	210	27%	782
PHYSICIANS PRIMARY CARE		690	91	12%	781

COVID-19: testing by laboratory

Data through Dec 1, 2020 verified as of Dec 2, 2020 at 09:25 AM

Data in this report are provisional and subject to change.

The numbers in the table below represent the number of Florida and non-Florida residents for whom test results were received by the Department of Health. A person can be tested by more than one laboratory and can have both positive and negative results. **Therefore, the sum of the numbers in each column will be larger than the total number of people tested.**

Reporting lab	Inconclusive	Negative	Positive	Percent positive	Total
ADVENTHEALTH CENTRA CARE OVIEDO		714	56	7%	770
MACDILL AIR FORCE BASE		708	51	7%	759
DONALD W ROBERTSON DO PA		569	185	25%	754
HISTOPATHOLOGY SERVICES, LLC		666	85	11%	751
LENCO MEDICAL LABORATORY		717	22	3%	739
MEDEXPRESS URGENT CARE - ESTERO		626	105	14%	731
DYNIX DIAGNOSTICS	2	520	206	28%	728
HEALTH FIRST ADVENTHEALTH CENTRA CARE TITUSVILLE		698	27	4%	725
IGENOMIX USA LLC	17	651	57	8%	725
ADVENTHEALTH CENTRA CARE LEESBURG		695	29	4%	724
ADVENT HEALTH - DADE CITY		656	65	9%	721
DISNEY COVID TEST SITE		703	8	1%	711
NONE		309	402	57%	711
ADVENTHEALTH CENTRA CARE ORANGE LAKE		667	43	6%	710
ADVENTHEALTH CENTRA CARE AZALEA PARK		670	34	5%	704
MEDFAST URGENT CARE CENTER		37	663	95%	700
NITE LITE PEDIATRICS		226	470	68%	696
CARENOW URGENT CARE		477	218	31%	695
BAY MEDICAL CENTER SACRED HEART HEALTH SYSTEM		533	160	23%	693
BAPTIST HEALTH SOUTH FLORIDA - COUNTRY WALK URGENT CARE EXPRESS		597	91	13%	688
PREMIER MEDICAL LABORATORY SERVICES	1	463	220	32%	684
PREMIER URGENT CARE OF BREVARD LLC		608	75	11%	683
ADVENT HEALTH LAB - ORLANDO		425	251	37%	676
MINI ER ADULT AND PEDIATRIC URGENT CARE		574	98	15%	672
VAVA PARTNERS LLC		157	514	77%	671
CENTRA CARE		422	244	37%	666
HEALTH FIRST ADVENTHEALTH CENTRA CARE COCOA		632	26	4%	658
DEPARTMENT OF CLINICAL LABS		646	8	1%	654
BAPTIST HEALTH SOUTH FLORIDA - KEY BISCANE URGENT CARE EXPRESS		576	75	12%	651
ST ANNES NURSING CENTER		638	8	1%	646
MC DIAGNOSTIC OF CONNECTICUT, PC #2220		557	84	13%	641
INDIAN RIVER MEDICAL CENTER		576	61	10%	637
BAYA PHARMACY & URGENT CARE		400	236	37%	636
VENICE REGIONAL MEDICAL CENTER		551	83	13%	634
ADVENTHEALTH CENTRA CARE COLONIAL TOWN		600	32	5%	632
BAYFRONT HEALTH - CITRUS HILLS		543	79	13%	622
ADVENTHEALTH CENTRA CARE SOUTH ORANGE		588	32	5%	620
MAVERICK LABS		434	183	30%	617
NCH HEALTHCARE SYSTEM MICROBIOLOGY LAB		1	613	100%	614
PATIENTS FIRST - MAHAN DRIVE		164	434	73%	598
GENE TOX WORLDWIDE	41	487	65	11%	593
GESSLER CLINIC		222	371	63%	593
MINUTECLINIC LLC #4415		489	102	17%	591
ADVENT HEALTH CENTRA CARE - MOUNT DORA		276	315	53%	591
BAPTIST HEALTHCARE - JAY HOSPITAL		461	126	21%	587
HOLIDAY CVS LLC DBA CVS PHARMACY #5155		570	16	3%	586
SHELL POINT NURSING PAVILION	1	569	14	2%	584

COVID-19: testing by laboratory

Data through Dec 1, 2020 verified as of Dec 2, 2020 at 09:25 AM

Data in this report are provisional and subject to change.

The numbers in the table below represent the number of Florida and non-Florida residents for whom test results were received by the Department of Health. A person can be tested by more than one laboratory and can have both positive and negative results. **Therefore, the sum of the numbers in each column will be larger than the total number of people tested.**

Reporting lab	Inconclusive	Negative	Positive	Percent positive	Total
CAREFAST MURABELLA		493	86	15%	579
DOCTORS URGENT CARE OF LUTZ LLC	1	451	122	21%	574
ADVENT HEALTH CENTRA CARE - WATERFORD LAKES		480	92	16%	572
LAKE WALES MEDICAL CENTER INC		513	59	10%	572
EXPRESS GENE MOLECULAR DIAGNOSTIC LABORATORY		2	569	100%	571
BAYFRONT HEALTH URGENT CARE LLC		501	70	12%	571
NAPLES URGENT CARE	1	382	185	33%	568
POINT OF CARE TESTING SITE		549	18	3%	567
ASCENSION SACRED HEART - GULF		449	111	20%	560
TYNDALL AIR FORCE BASE		450	105	19%	555
VITAE DIAGNOSTICS		534	13	2%	547
GENESIS LABORATORY MANAGEMENT	2	446	93	17%	541
BAPTIST HEALTH - MD ANDERSON CANCER CENTER		537	3	1%	540
MICROGEN DX		163	376	70%	539
ADVENTIST HEALTH SYSTEMS SUNBELT IN DBA		514	19	4%	533
HEALTH FIRST ADVENTHEALTH CENTRA CARE MALABAR		493	33	6%	526
HOLY CROSS HOSPITAL LABORATORY			522	100%	522
VETERANS AFFAIRS MEDICAL CENTER - JAMES A HALEY			520	100%	520
DOCTOR'S MEMORIAL HOSPITAL		405	114	22%	519
NCF DIAGNOSTICS & DNA TECHNOLOGIES	15	187	309	60%	511
PENSACOLA PEDIATRICS PA		436	74	15%	510
Tampa Lakes Health and Rehabilitation Center	2	442	62	12%	506
SOUTHEAST ALABAMA MEDICAL CENT		460	46	9%	506
CVS HEALTH		371	135	27%	506
MANOR PINES CONVALESCENT CENTER LLC	1	497	6	1%	504
ECCOLAB GROUP	1	139	364	72%	504
CHARLES AIESI CONSULTING INC	1	462	38	8%	501
MOLECULAR INFECTIOUS DISEASES		492	7	1%	499
STAGEZERO LIFE SCIENCES INC	1	463	33	7%	497
FLAGLER HOSPITAL	8	26	460	93%	494
PALACE NURSING HOME & REHAB CENTER		492	1	0%	493
SHORELINE PHYSICIAN GROUP		327	163	33%	490
MOUNT SINAI LABORATORY		472	18	4%	490
PARAMOUNT URGENT CARE - OVIEDO		321	168	34%	489
ADVENT HEALTH CENTRA CARE -WINTER PARK KIDS URGENT CARE		421	66	14%	487
Victoria Nursing and Rehabilitation Center		480	7	1%	487
MINUTECLINIC, LLC DBA MINUTECLINIC #4717		476	10	2%	486
TENNESSEE DOH - NASHVILLE	2	435	49	10%	486
CENTRA CARE – SOUTH ORANGE		339	144	30%	483
MELBOURNE MEDICAL LABORATORY☐		386	96	20%	482
MEDEXPRESS URGENT CARE CAPE CORAL		375	96	20%	471
HOLMES REGIONAL MEDICAL CENTER		5	465	99%	470
PRIMARY CARE OF THE TREASURE COAST		419	50	11%	469
SEBASTIAN RIVER MEDICAL CENTER	1	372	92	20%	465
VETERANS AFFAIRS MEDICAL CENTER - BAY PINES		16	447	97%	463
ADVENTHEALTH CENTRA CARE KIDS LAKE MARY		446	11	2%	457
EUROFINS NTD, LLC		424	33	7%	457

COVID-19: testing by laboratory

Data through Dec 1, 2020 verified as of Dec 2, 2020 at 09:25 AM

Data in this report are provisional and subject to change.

The numbers in the table below represent the number of Florida and non-Florida residents for whom test results were received by the Department of Health. A person can be tested by more than one laboratory and can have both positive and negative results. **Therefore, the sum of the numbers in each column will be larger than the total number of people tested.**

Reporting lab	Inconclusive	Negative	Positive	Percent positive	Total
PARAMOUNT URGENT CARE - WINDERMERE		342	112	25%	454
ST JOHN'S NURSING CENTER		448	3	1%	451
CLARITY LABS		388	62	14%	450
DAVITA LABORATORY		398	48	11%	446
GULF COAST MOLECULAR LABORATORIES	11	368	67	15%	446
INTERLACHEN PEDIATRICS		418	26	6%	444
COASTAL PEDIATRIC GROUP		393	49	11%	442
UNIVERSITY OF WEST FLORIDA STUDENT HEALTH SERVICES		359	82	19%	441
AVECINA MEDICAL JULINGTON	1	240	189	44%	430
JOHN KNOX VILLAGE HEALTH CENTER		423	4	1%	427
VILLA MARIA NURSING & REHAB CENTER INC		415	7	2%	422
JACKSON MEMORIAL LONG TERM CARE CENTER		418	4	1%	422
The Sands at South Beach		422			422
SMA SPECIALTY MEDICAL LAB		112	309	73%	421
GULF COAST VILLAGE		404	16	4%	420
Community_Health		335	85	20%	420
MEMORIAL PEMBROKE 24/7 CARE CENTER		321	98	23%	419
GARCIA CLINICAL LABORATORY		28	390	93%	418
INTEGRITY LABORATORIES, LLC	1	318	93	23%	412
PRECISION HEALTH RESOURCES LLC		359	45	11%	404
NORTH OKALOOSA MEDICAL CENTER		244	159	39%	403
MINUTECLINIC LLC #5249		345	58	14%	403
PARAMOUNT URGENT CARE - ORLANDO		273	129	32%	402
NEW YORK HOSPITAL LABORATORIES	1	387	10	3%	398
RIVER GARDEN HEBREW HOME FOR THE AGED		358	37	9%	395
BROWNWOOD CARE CENTER		369	26	7%	395
TACACHALE CLINICAL LABORATORY		380	14	4%	394
WHITE WILSON MEDICAL CENTER		25	367	94%	392
THERADOC		152	239	61%	391
BARBER		13	376	97%	389
NEW PLANT CITY FAMILY CARE	1	199	186	48%	386
ADVENT HEALTH CENTRA CARE - WINTER PARK		255	130	34%	385
MID-FLORIDA PATHOLOGY		304	81	21%	385
ENZO CLINICAL LABS INC	1	369	12	3%	382
LEHIGH REGIONAL MEDICAL CENTER LAB		354	27	7%	381
ACCU REFERENCE MEDICAL LAB		168	213	56%	381
FLORIDA COMMUNITY HEALTH CENTER		338	40	11%	378
BAYA PHARMACY WEST		8	363	98%	371
FOUNTAIN MANOR HEALTH AND REHAB CENTER	1	367	3	1%	371
ADDICTION LABS OF AMERICA	1	334	35	9%	370
HENDRY REGIONAL MEDICAL CENTER		107	261	71%	368
CLEWISTON NURSING AND REHABILITATION CENTER		365	2	1%	367
KENDALL HEALTHCARE PROPERTIES DBA		365	2	1%	367
CONSULATE HEALTH CARE OF NEW PORT RICHEY		362	5	1%	367
MEDONE URGENT CARE CENTER		149	217	59%	366
THE HEALTH CENTER OF PLANT CITY		361	4	1%	365
SANTA ROSA MEDICAL GROUP		305	55	15%	360

COVID-19: testing by laboratory

Data through Dec 1, 2020 verified as of Dec 2, 2020 at 09:25 AM

Data in this report are provisional and subject to change.

The numbers in the table below represent the number of Florida and non-Florida residents for whom test results were received by the Department of Health. A person can be tested by more than one laboratory and can have both positive and negative results. **Therefore, the sum of the numbers in each column will be larger than the total number of people tested.**

Reporting lab	Inconclusive	Negative	Positive	Percent positive	Total
MEDEXPRESS FORT MYERS		281	79	22%	360
LEE COUNTY EMERGENCY MEDICAL SERVICE		320	37	10%	357
INFORM DIAGNOSTICS		349	6	2%	355
UHEALTH CLINIC AT WALGREENS		289	62	18%	351
NORTH SHORE LIJ URGENT CARE PC		343	7	2%	350
ADVENT HEALTH CENTRA CARE - PORT ORANGE		29	319	92%	348
SOLARIS HEALTHCARE PALATKA		344	4	1%	348
BAYSHORE DIAGNOSTICS		309	37	11%	346
PALM GARDEN OF OCALA		329	16	5%	345
RAINBOW RIVER MEDICAL LABORATORY		321	24	7%	345
NEW YORK PRESBYTERIAN - CUMC CLINICAL		329	15	4%	344
PRIMARY CARE SERVICES AT INDIAN RIVER ESTATES		340	4	1%	344
C.W. BILL YOUNG VA MEDICAL CENTER		17	327	95%	344
COASTAL URGENT CARE		288	56	16%	344
PARAMOUNT URGENT CARE		89	254	74%	343
QUICK CARE MED PL	2	319	20	6%	341
SELECT REFERENCE LABORATORIES, LLC	1	325	11	3%	337
VITAS HEALTHCARE CORPORATION OF FLA		334	2	1%	336
ED FRASER MEMORIAL HOSPITAL		255	81	24%	336
ADVENTHEALTH CENTRA CARE CONWAY		306	28	8%	334
MINUTECLINIC LLC #3463		295	39	12%	334
NORTH FLORIDA PEDIATRICS - LAKE CITY		226	107	32%	333
SANFORD LABORATORIES		311	21	6%	332
NCH HEALTHCARE BONITA		237	94	28%	331
PALM GARDEN OF PORT SAINT LUCIE		325	2	1%	327
LAUDERDALE NURSING CENTER LLC	1	322	3	1%	326
Plantation Bay Rehabilitation Center		317	6	2%	323
HARTS HARBOR HEALTH CARE CENTER		320	2	1%	322
EDEN SPRINGS NURSING AND REHAB CENTER		312	9	3%	321
USAFSAM/PHE		173	148	46%	321
MINI ER AND URGENT CARE		214	106	33%	320
MY CLINICAL LAB		224	95	30%	319
MINI ER WATERFORD LAKES, THE		281	38	12%	319
FLO-MEDILAB SERVICES		101	217	68%	318
LIFE CARE CENTER OF PENSACOLA		311	5	2%	316
WEST GABLES HEALTH CARE CENTER		309	6	2%	315
ACCESS POINT HEALTHCARE URGENT & PRIMARY CARE		235	80	25%	315
FIU-HEALTH AUXILIARY LABORATORY		291	23	7%	314
ADVENTHEALTH CENTRA CARE		297	16	5%	313
MINUTECLINIC LLC #5253		291	22	7%	313
HEALTH CENTER AT BRENTWOOD	1	303	9	3%	313
GENESIS DIAGNOSTICS		221	90	29%	311
ADVENT HEALTH - TAMPA		110	201	65%	311
MINUTECLINIC LLC #5069		277	33	11%	310
LIFE CARE CENTER OF HILLIARD		305	5	2%	310
MIDWAY SPECIALTY CARE CENTER	3	192	113	37%	308
PENSACOLA PEDIATRICS		250	58	19%	308

COVID-19: testing by laboratory

Data through Dec 1, 2020 verified as of Dec 2, 2020 at 09:25 AM

Data in this report are provisional and subject to change.

The numbers in the table below represent the number of Florida and non-Florida residents for whom test results were received by the Department of Health. A person can be tested by more than one laboratory and can have both positive and negative results. **Therefore, the sum of the numbers in each column will be larger than the total number of people tested.**

Reporting lab	Inconclusive	Negative	Positive	Percent positive	Total
VETERANS AFFAIRS MEDICAL CENTER		38	269	88%	307
BAPTIST HEALTH EMERGENCY CENTER AT WEST CORAL WAY		235	71	23%	306
ADVENT HEALTH CENTRA CARE - LEESBURG		13	292	96%	305
MANOR AT CARPENTERS		286	19	6%	305
GENESIS MEDICAL LABORATORY MIAMI FL.		83	222	73%	305
MEDICAL FP – WHOLE FAMILY HEALTH CENTER		295	10	3%	305
UR MEDICINE LABS- CENTRAL LABORATORY		295	9	3%	304
EMERALD SHORES HEALTH AND REHABILITATION		265	37	12%	302
ADVENT HEALTH CENTRA CARE - LAKE MARY		83	219	73%	302
BALDWIN PEDIATRICS	1	286	14	5%	301
WOODLANDS MEDICAL SPECIALISTS		248	50	17%	298
CORE DIAGNOSTIC LABORATORIES LLC		220	77	26%	297
VETERANS AFFAIRS MEDICAL CENTER - GAINESVILLE		2	293	99%	295
HILLCREST HEALTH CARE & REHABILITATION CENTER		292	3	1%	295
VALENCIA HILLS HEALTH AND REHABILITATION CENTER		292	2	1%	294
MINUTECLINIC LLC #5854		252	42	14%	294
FISHERMENS HOSPITAL CLINICAL LAB		272	22	7%	294
COVANCE CLINICAL RESEARCH UNIT INC		289	3	1%	292
TREE HOUSE PEDIATRICS		263	29	10%	292
NORTHWEST MEDICAL CENTER CLINICAL LABORATORY		175	115	40%	290
SIPARADIGM, DIAGNOSTIC INFORMATICS		273	17	6%	290
AUBURN UNIVERSITY MEDICAL CLINIC		227	62	21%	289
MINUTECLINIC LLC #7886		268	21	7%	289
SANTA ROSA CENTER FOR REHABILITATION AND HEALING		285	3	1%	288
NAVAL HOSPITAL - JACKSONVILLE		40	247	86%	287
MEDSCAN LABORATORY INC	1	158	127	44%	286
ST ANDREWS BAY SKILLED NURSING &		285	1	0%	286
BUENA VISTA URGENT CARE		253	31	11%	284
The Manor at Blue Water Bay		279	4	1%	283
BOCA BIOLISTICS REFERENCE LABORATORY	2	185	94	33%	281
FERNANDINA BEACH REHAB AND NURSING	1	279			280
FLORIDA HOSPITAL WAUCHULA		182	98	35%	280
KEYS AHEC SCHOOL MEDICAL CLINIC	3	247	29	10%	279
LIFE CARE CENTER OF ORANGE PARK		277	1	0%	278
INDIAN RIVER CTR, LLC		261	17	6%	278
PRUITT HEALTH-SANTA ROSA		275	2	1%	277
Crestview Rehabilitation Center		154	123	44%	277
RUSKIN HEALTH CENTER		167	109	39%	276
CORAL TRACE HEALTH CARE☐		274	1	0%	275
FORT MYERS INTERNAL MEDICINE, LLC		249	26	9%	275
BIOCEPT		259	16	6%	275
SIGNATURE HEALTHCARE OF BROOKWOOD GARDENS		275			275
CONSULATE HEALTHCARE OF VERO BEACH	11	247	16	6%	274
SPECIALTY HEALTH AND REHABILITATION CENTER		250	23	8%	273
GOLDEN GLADES NURSING & REHABILITATION CTR		271	1	0%	272
LIFE CARE CENTER OF OCALA		272			272
NORTH FLORIDA REHABILITATION & SPECIALTY CARE☐		269	2	1%	271

COVID-19: testing by laboratory

Data through Dec 1, 2020 verified as of Dec 2, 2020 at 09:25 AM

Data in this report are provisional and subject to change.

The numbers in the table below represent the number of Florida and non-Florida residents for whom test results were received by the Department of Health. A person can be tested by more than one laboratory and can have both positive and negative results. **Therefore, the sum of the numbers in each column will be larger than the total number of people tested.**

Reporting lab	Inconclusive	Negative	Positive	Percent positive	Total
PRIMARY CARE SERVICES AT ST ANDREWS ESTATES		270			270
MEDEXPRESS URGENT CARE - VERO BEACH		170	99	37%	269
LAKELAND REGIONAL HEALTH SYSTEMS INC		2	266	99%	268
BALDOMERO LOPEZ STATE VETERANS NURSING HOME	2	265	1	0%	268
ADVENT HEALTH CENTRA CARE - TITUSVILLE		43	225	84%	268
PALMETTO SUBACUTE CARE CENTER		262	5	2%	267
VILLAGE AT VIENNA SQUARE,THE	6	259	1	0%	266
FLORIDA HOSPITAL MEDICAL GROUP		224	41	15%	265
ADVENT HEALTH CENTRA CARE - PALM COAST		36	226	86%	262
CLIFFORD CHESTER SIMS STATE VETERANS		256	5	2%	261
LIFE CARE CENTER OF NEW PORT RICHEY		248	13	5%	261
BRIDGEWATER PARK HEALTH AND REHAB		257	4	2%	261
SOLARIS HEALTHCARE CHARLOTTE HARBOR		253	7	3%	260
CONSULATE HEALTHCARE OF KISSIMMEE		247	12	5%	259
CLIFFORD CHESTER SIMS VA NURSING HOME		251	8	3%	259
FLORIDA WOMAN CARE LABORATORY LLC		232	26	10%	258
MINUTECLINIC LLC #5190		225	33	13%	258
LIFEBRITE	1	114	143	55%	258
CREEKSIDE CARE CENTER		227	31	12%	258
MEDONE PLLC		256	1	0%	257
MINUTECLINIC LLC, #10357		256	1	0%	257
AURORA DIAGNOSTICS BERNHARDT LABORATORIES PATHOLOGY SERVICE		190	66	26%	256
MED FAST URGENT CARE CENTER		13	243	95%	256
FLORIDA HOSPITAL HEARTLAND MED CTR LAKE PLACID		188	66	26%	254
ADVENT HEALTH - CELEBRATION		241	12	5%	253
HARBOUR HEALTH CENTER		251	2	1%	253
MEDICAL VB		221	30	12%	251
BIOCERNA LLC	8	187	56	22%	251
QUALITOX LABORATORIES		105	144	58%	249
HAINES CITY REHABILITATION AND NURSING CENTER		246	1	0%	247
PRIMEHEALTH URGENT CARE INC		198	48	20%	246
SHELL POINT VILLAGE MEDICAL CENTER		246			246
MARTIN MEMORIAL MEDICAL CENTER LAB		128	118	48%	246
MEDONE URGENT CARE AT ST. AUGUSTINE		87	158	64%	245
DOCTORS URGENT CARE		171	72	30%	243
ROSEWOOD HEALTHCARE & REHABILITATION CENTER		239	4	2%	243
JACKSON MEMORIAL PERDUE MEDICAL CENTER		235	7	3%	242
MEDEXPRESS URGENT CARE LEHIGH ACRES		192	50	21%	242
MYTEST DIAGNOSTICS		232	10	4%	242
AVELLINO LAB USA, INC	1	233	6	3%	240
Quest Diag Unspecifd		167	73	30%	240
NORTH FLORIDA PEDIATRICS PA - SUWANNEE		182	58	24%	240
PHYSICIANS REGIONAL WALK-IN		174	66	28%	240
GOOD SAMARITAN		236	1	0%	237
FAST TRACK URGENT CARE CENTER		1	236	100%	237
ASCEND CLINICAL	2	228	5	2%	235
Point of Care Testing	1	81	151	65%	233

COVID-19: testing by laboratory

Data through Dec 1, 2020 verified as of Dec 2, 2020 at 09:25 AM

Data in this report are provisional and subject to change.

The numbers in the table below represent the number of Florida and non-Florida residents for whom test results were received by the Department of Health. A person can be tested by more than one laboratory and can have both positive and negative results. **Therefore, the sum of the numbers in each column will be larger than the total number of people tested.**

Reporting lab	Inconclusive	Negative	Positive	Percent positive	Total
SOLARIS HEALTHCARE PARKWAY	1	230	1	0%	232
KEY WEST HEALTH AND REHAB	1	227	4	2%	232
Southern Oaks Care Center	1	228	2	1%	231
VETERANS AFFAIRS MEDICAL CENTER - LAKE CITY		52	178	77%	230
SPRINGTREE REHAB & HEALTH CARE CENTER		229			229
DOH – INDIAN RIVER		196	33	14%	229
ADVENT HEALTH CENTRA CARE - ALTAMONTE SPRINGS		136	93	41%	229
Marshall Health and Rehabilitation Center		226	2	1%	228
DIAMOND RIDGE HEALTH AND REHABILITATION CENTER		222	5	2%	227
THE PRESERVE		226			226
Life Care Center at Wells Crossing		212	13	6%	225
LEHIGH VALLEY GENOMICS			224	100%	224
Abbey Delray		223			223
ST JUDE CHILDREN'S RESEARCH HOSPITAL		211	12	5%	223
DOCTORS CENTER,THE		176	45	20%	221
PATIENTS FIRST LAKE ELLA MEDICAL CENTER		201	19	9%	220
Colonial Lakes Health Care		219			219
Good Samaritan Society Kissimmee Village		209	10	5%	219
SHORE ACRES CARE CENTER		208	7	3%	215
APP-UNIPATH, LLC	1	205	9	4%	215
LAKE PORT SQUARE		200	14	7%	214
MANOR CARE HEALTH SERVICES - FT MYERS		212	1	0%	213
TREASURE COAST COMMUNITY HEALTH	3	191	19	9%	213
POCONO MEDICAL CENTER		212			212
OCEAN VIEW NURSING AND REHAB CENTER		202	9	4%	211
PARAMOUNT URGENT CARE VILLAGES		153	57	27%	210
MOORINGS PARK INSTITUTE, INC, THE		207	3	1%	210
PALM GARDEN OF GAINESVILLE	2	204	2	1%	208
VITAS LUTHERAN TOWERS INPATIENT PROGRAM		203	2	1%	205
renaissance health and rehabilitation center		204	1	0%	205
MALABAR/ADVENT CENTRA CARE		25	179	88%	204
LAKE EUSTIS HEALTH AND REHABILITATION CENTER		204			204
BUREAU OF CLINICAL LABORATORIES		167	36	18%	203
PARKS HEALTHCARE & REHABILITATION CTR	4	198	1	0%	203
CONSULATE HEALTH CARE OF SAFETY HARBOR		201	2	1%	203
CONSULATE HEALTH CARE OF WINTER HAVEN		202			202
ROSEWOOD HEALTH AND REHABILITATION CENTER		197	5	2%	202
FLORIDA FAMILY LABORATORY, INC DBA	3	180	19	9%	202
VAMC WEST PALM LAB		5	196	98%	201
HOMESTEAD VILLAGE		199	2	1%	201
CHIPOLA HEALTH AND REHAB		193	7	4%	200
COMMUNITY HEALTH CENTERS OF PINELLAS, INC.		3	197	99%	200
HEALTH FIRST - HOLMES REGIONAL MEDICAL CENTER		32	167	84%	199
MAYFLOWER ASSISTED LIVING		197	1	1%	198
PATHGROUP LABS LLC		94	104	53%	198
OPTUM LABS LLC		138	59	30%	197
FULGENT GENETICS	2	160	35	18%	197

COVID-19: testing by laboratory

Data through Dec 1, 2020 verified as of Dec 2, 2020 at 09:25 AM

Data in this report are provisional and subject to change.

The numbers in the table below represent the number of Florida and non-Florida residents for whom test results were received by the Department of Health. A person can be tested by more than one laboratory and can have both positive and negative results. **Therefore, the sum of the numbers in each column will be larger than the total number of people tested.**

Reporting lab	Inconclusive	Negative	Positive	Percent positive	Total
Taylor Care Center		194	2	1%	196
HARDEE MANOR HEALTH CARE CENTER	1	192	2	1%	195
CITRUS NURSING CENTER LLC		189	6	3%	195
FAST TRACK URGENT CARE CENTER - CARROLLWOOD		1	194	99%	195
BROWARD NURSING & REHABILITATION CTR	5	188	1	1%	194
LEE HEALTH CONVENIENT CARE - PAGE FIELD		150	44	23%	194
OAK HAMMOCK AT THE UNIVERSITY OF FLORIDA		191	2	1%	193
LIFE CARE PONTE VEDRA INC		191	2	1%	193
Premier Place at The Glenview		186	6	3%	192
WILLISTON CARE CENTER		192			192
BAY VILLAGE OF SARASOTA INC		191	1	1%	192
BENTON PEDIATRICS INC		174	18	9%	192
GANDY CROSSING CARE CENTER		183	9	5%	192
NSPIRE HEALTHCARE MIAMI LAKES		184	7	4%	191
MANOR CARE NURSING CENTER OF SARASOTA FL LLC		185	4	2%	189
GRAND COURT TAMPA		188	1	1%	189
PROTEUS MOLECULAR AND CLINICAL LAB	1	144	44	23%	189
BLOUNTSTOWN REHABILITATION CENTER LLC		174	15	8%	189
SUNRISE DIAGNOSTIC LABORATORY		134	53	28%	187
PLANTATION NURSING & REHAB CENTER		186			186
Stacey Health Care Centers Inc. dba Riverside Care Center		186			186
FLORIDA CLINICAL LABORATORY-BIOREFERENCE LABORATORIES		61	124	67%	185
ST. JAMES BAY HEALTH AND REHABILITATION CENTER		183	1	1%	184
ANY LAB TEST NOW	1	95	88	48%	184
ARCPPOINT LABS OF CORAL SPRINGS FL		168	15	8%	183
ADVENT HEALTH CENTRA CARE - ORMOND BEACH		67	116	63%	183
ROSEN MEDICAL CENTER		168	15	8%	183
POLK COUNTY HEALTH DEPARTMENT		161	22	12%	183
ASAP LAB LLC		95	86	48%	181
HERON POINTE HEALTH AND REHABILITATION	1	180			181
GATEWAY/ADVENT CENTRA CARE		2	178	99%	180
BLOCK, NATION, CHASE, AND SMOLEN FAMILY MEDICINE		131	49	27%	180
ORANGE COUNTY HEALTH DEPT		173	7	4%	180
ST JAMES HEALTH AND REHABILITATION CENTER		178	2	1%	180
DOC SMILEYS URGENT CARE LLC		128	51	28%	179
TIERRA PINES CENTER		174	4	2%	178
FAIRWAY OAKS CENTER LLC	4	172	2	1%	178
Vi at Lakeside Village Skilled Nursing		178			178
ELLENTON PEDIATRICS		162	15	8%	177
TGH		1	175	99%	176
Bay Breeze Senior Living and Rehabilitation Center		175	1	1%	176
FLORIDA GULF COAST UNIVERSITY		42	133	76%	175
NEO GENOMICS - FORT MYERS	1	169	4	2%	174
PALM GARDEN OF VERO BEACH		172	2	1%	174
TIDE LABORATORIES		135	39	22%	174
CENTRA CARE – AZALEA PARK		98	76	44%	174
Consulate Health Care of St. Petersburg		174			174

COVID-19: testing by laboratory

Data through Dec 1, 2020 verified as of Dec 2, 2020 at 09:25 AM

Data in this report are provisional and subject to change.

The numbers in the table below represent the number of Florida and non-Florida residents for whom test results were received by the Department of Health. A person can be tested by more than one laboratory and can have both positive and negative results. **Therefore, the sum of the numbers in each column will be larger than the total number of people tested.**

Reporting lab	Inconclusive	Negative	Positive	Percent positive	Total
TUSKAWILLA NURSING AND REHAB CENTER	2	168	3	2%	173
PARAMOUNT URGENT CARE - CLERMONT		143	30	17%	173
PALMS OF SEBRING		160	12	7%	172
JACKSONVILLE BEACH PEDIATRIC CARE CENTER☐		157	15	9%	172
USA HEALTH UNIVERSITY HOSPITAL CLINICAL LABORATORY	1	168	2	1%	171
ADVENT HEALTH CENTRA CARE - WESLEY CHAPEL		4	167	98%	171
PALM GARDEN OF JACKSONVILLE☐	1	165	4	2%	170
BAPTIST HEALTH PRIMARY CARE	1	133	35	21%	169
BAPTIST PRIMARY CARE	1	146	22	13%	169
PANAMA CITY DEVELOPMENTAL CENTER☐		168			168
ADVENT HEALTH CENTRA CARE - DAYTONA BEACH		89	79	47%	168
RICARDO NAVARRO DO PA		157	11	7%	168
WILLOWBROOKE COURT AT EDGEWATER POINTE ESTATES		167			167
PARKLANDS FACILITY INC	1	166			167
VILLAGE DOCTORS FAMILY MEDICAL CENTER OF		140	27	16%	167
PCB CLINIC		122	44	27%	166
LabCorp (Non-Interfaced)	1	91	73	44%	165
MANDARIN PEDIATRICS		156	9	5%	165
ROLLINS COLLEGE WELLNESS CENTER		45	119	73%	164
THE MANOR AT CARPENTERS		132	32	20%	164
ADVENT HEALTH CENTRA CARE - OVIEDO		63	101	62%	164
CONSULATE HEALTH CARE OF BAYONET POINT	3	160	1	1%	164
NIGHT LITE PEDIATRICS WINTER GARDEN		142	22	13%	164
BRADENTON HEALTH CARE		163			163
ORCHARD PARK HEALTH & REHABILITATION		162			162
MEDFAST URGENT CARE - ROCKLEDGE		25	137	85%	162
LUTHERAN HAVEN		160	2	1%	162
TRI COUNTY NURSING HOME		160	1	1%	161
W FRANK WELLS NURSING HOME		152	9	6%	161
GREENBRIAR REHABILITATION AND NURSING CENTER	1	159			160
UNIVERSITY OF TAMPA STUDENT HEALTH AND SHC CLINICAL LABORATORY		36	124	78%	160
Boynton Beach Rehabilitation Center	1	158			159
SIGNATURE HEALTHCARE OF NORTH FLORIDA		156	2	1%	158
WUESTHOFF REF LABORATORY			158	100%	158
GROWING TOGETHER PEDIATRICS LLC		150	8	5%	158
BROOKSVILLE HEALTHCARE CENTER LLC☐		156	1	1%	157
MEDEXPRESS LUTZ		1	156	99%	157
ARCHER HEALTH VENTURES, LLC		156	1	1%	157
MANOR OAKS NURSING & REHAB CENTER		155	1	1%	156
TIMBERRIDGE NURSING HOME & REHAB		123	32	21%	155
24 HOUR PEDIATIC CARE CENTER	1	144	10	6%	155
PRUITT HEALTH		153	2	1%	155
LABORATORY SPECIALISTS OF MICHIGAN		19	135	88%	154
SIGNATURE HEALTHCARE AT THE COURTYARD		117	36	24%	153
PALMETTTO FACILITY INC	1	152			153
LYNN HAVEN SPORTS COMPLEX-WALKON CLINIC		18	134	88%	152
CORAL BAY HEALTHCARE AND REHABILITATION	1	149	2	1%	152

COVID-19: testing by laboratory

Data through Dec 1, 2020 verified as of Dec 2, 2020 at 09:25 AM

Data in this report are provisional and subject to change.

The numbers in the table below represent the number of Florida and non-Florida residents for whom test results were received by the Department of Health. A person can be tested by more than one laboratory and can have both positive and negative results. **Therefore, the sum of the numbers in each column will be larger than the total number of people tested.**

Reporting lab	Inconclusive	Negative	Positive	Percent positive	Total
KEYSTONE REHAB		150			150
WILLOW BROOKE COURT AT INDIAN RIVER ESTATES		149	1	1%	150
NADAL PEDIATRICS - VICTORIA STREET (3385)		127	22	15%	149
PRECISION HEALTH RESOURCES, LLC	1	132	15	10%	148
HMA SANTA ROSA MEDICAL CENTER LLC DBA		125	23	16%	148
PALM GARDEN OF WEST PALM BEACH□		135	13	9%	148
BOND AND STEELE CLINIC PA		42	106	72%	148
DIAMOND RIDGE		147	1	1%	148
HOSPITAL FOR SPECIAL SURGERY		146	1	1%	147
VETERANS AFFAIRS MEDICAL CENTER - MIAMI			147	100%	147
SPECTOR SCIENTIFIC LAB	1	33	113	77%	147
URGENT CARE OF THE PALM BEACHES		2	145	99%	147
ADVENT HEALTH CENTRA CARE - ST. CLOUD		131	15	10%	146
FORT PIERCE HEALTH CARE		146			146
Glades West Rehabilitation and Nursing Center		146			146
Bayside Care Center	1	140	5	3%	146
TALLAHASSEE NHHI LLC		145	1	1%	146
BAYVIEW CENTER		144	1	1%	145
LAKELAND REGIONAL HEALTH - PWC/OB		35	110	76%	145
HARDEE COUNTY HEALTH DEPARTMENT		114	31	21%	145
Destin Healthcare and Rehabilitation Center		143	1	1%	144
HEALTHY STEPS PEDIATRICS		130	14	10%	144
MEDFAST URGENT CARE - MELBOURNE			143	100%	143
DOCTORS MEMORIAL FAMILY MEDICINE	2	98	43	30%	143
CYPRESS COVE CARE CENTER		105	38	27%	143
FAWCETT MEMORIAL HOSPITAL-LAB		39	102	72%	141
ENGLEWOOD HEALTHCARE AND REHABILITATION CENTER		141			141
The Inn at Sarasota Bay Club		140	1	1%	141
BEAR CREEK NURSING CENTER		140			140
TAMARAC REHABILITATION & HEALTH CENTER		139			139
Life Care Center of Punta Gorda	1	134	4	3%	139
ADVENT HEALTH CENTRA CARE - CARROLLWOOD		1	137	99%	138
PALM GARDEN OF AVENTURA		138			138
SABAL PALMS HEALTH AND REHAB		100	37	27%	137
PALM GARDEN OF TAMPA		137			137
PPC-LAB EDI ORCHARD BI		129	8	6%	137
AMERICAN PATHOLOGY PARTNERS		136	1	1%	137
NSPIRE HEALTHCARE LAUDERHILL		134	3	2%	137
EDGEWOOD NURSING CENTER		134	2	1%	136
MANOR AT BLUEWATER BAY		131	5	4%	136
AZALEA TRACE		130	6	4%	136
CITRUS HEALTH AND REHAB		116	19	14%	135
IRL MARKET LAB ALACHUA		104	31	23%	135
BAYFRONT HEALTH MEDICAL GROUP		106	28	21%	134
MEDEXPRESS URGENT CARE HUDSON			133	100%	133
RULEME CENTER	1	130	2	2%	133
ETHOS WELLNESS PHARMACY		123	10	8%	133

COVID-19: testing by laboratory

Data through Dec 1, 2020 verified as of Dec 2, 2020 at 09:25 AM

Data in this report are provisional and subject to change.

The numbers in the table below represent the number of Florida and non-Florida residents for whom test results were received by the Department of Health. A person can be tested by more than one laboratory and can have both positive and negative results. **Therefore, the sum of the numbers in each column will be larger than the total number of people tested.**

Reporting lab	Inconclusive	Negative	Positive	Percent positive	Total
PALM BEACH COUNTY HEALTH DEPT LAB	1	130	2	2%	133
MEMPHIS PATHOLOGY LABORATORY	1	127	5	4%	133
PORT ST LUCIE REHABILITATION AND HEALTHCARE		98	35	26%	133
ELMHURST HOSPITAL CENTER	1	127	4	3%	132
COMMUNITY HEALTH AND REHABILITATION CENTER		127	5	4%	132
THE REHABILITATION CENTER OF LAKE CITY		127	5	4%	132
CONSULATE HEALTH CARE OF MELBOURNE		132			132
LABORATORY OF FLORIDA		82	50	38%	132
VRL EUROFINs		129	2	2%	131
ADVENT HEALTH CENTRA CARE - COLONIAL TOWN		84	47	36%	131
INTEGRATED REGIONAL LABORATORIES		119	12	9%	131
ORLANDO HEALTH EMERGENCY DEPARTMENT		124	7	5%	131
URGENT CARE OF THE PALM BEACHES, NORTH PALM BEACH			130	100%	130
MEDFAST URGENT CARE - TITUSVILLE			130	100%	130
EDGEWATER AT WATERMAN VILLAGE,THE		130			130
ADVENT HEALTH CENTRA CARE - DELAND		28	102	78%	130
MEDIPATH		4	126	97%	130
CAYUGA MEDICAL CENTER AT ITHACA		127	3	2%	130
XYZ LABORATORY	1	117	12	9%	130
BMHSI-AEL MICROBIOLOGY LABORATORY	2	102	25	19%	129
FORT WALTON REHABILITATION CENTER		94	35	27%	129
LAB CORP	1	83	45	35%	129
CLARIDGE HOUSE NURSING CENTER		123	6	5%	129
PALM GARDEN OF CLEARWATER		125	4	3%	129
HOMESTEAD MANOR		128	1	1%	129
MICHAEL A MIDDLETON MD PA□		127	2	2%	129
Signature HealthCare Center of Waterford		124	4	3%	128
ADVENT HEALTH CENTRA CARE - UNIVERSITY		30	98	77%	128
GENE BY GENE		61	67	52%	128
CENTRACARE		17	111	87%	128
MEDFAST URGENT CARE CENTER - TITUSVILLE			127	100%	127
REFUAH HEALTH CENTER LABORATORY		124	3	2%	127
ARBOR FACILITY INC		127			127
SUWANNEE HEALTH AND REHABILITATION CENTER		124	2	2%	126
Rehabilitation Center for Park Place LLC		124	2	2%	126
FL HUD DESTIN, LLC D/B/A GRAND BOULEVARD HEALTH		123	3	2%	126
STARKE FAMILY MEDICAL CENTER		110	16	13%	126
HEATHER HILL HEALTHCARE CENTER		121	5	4%	126
DAVID SCOTT MADWAR MD PA□		113	12	10%	125
HUNT CLUB PEDIATRIC ASSOCIATES, P.A.		105	19	15%	124
ALL SEASONS NAPLES LLC□		124			124
THE CLUB AND REHABILITATION CENTER		123	1	1%	124
WOMEN'S CARE FLORIDA LABORATORY		120	4	3%	124
NORTH FLORIDA PEDIATRICS PA		113	11	9%	124
PALM HARBOR PHARMACY		105	19	15%	124
PHYSICIAN ASSOCIATES		109	15	12%	124
EAST LAKE PEDIATRICS		86	38	31%	124

COVID-19: testing by laboratory

Data through Dec 1, 2020 verified as of Dec 2, 2020 at 09:25 AM

Data in this report are provisional and subject to change.

The numbers in the table below represent the number of Florida and non-Florida residents for whom test results were received by the Department of Health. A person can be tested by more than one laboratory and can have both positive and negative results. **Therefore, the sum of the numbers in each column will be larger than the total number of people tested.**

Reporting lab	Inconclusive	Negative	Positive	Percent positive	Total
AVENTURA REHAB AND NURSING CENTER		123			123
BREVARD HEALTH ALLIANCE		5	118	96%	123
ALLSOUTH URGENT CARE			123	100%	123
Chatsworth at PGA National, LLC		121	2	2%	123
PALM BAY HOSPITAL		3	120	98%	123
FLORIDA DEPARTMENT OF HEALTH		105	18	15%	123
ADVENT HEALTH CENTRA CARE - LONGWOOD		22	101	82%	123
PEDIATRICS OF CENTRAL FLORIDA PA	5	112	6	5%	123
LIFE CARE CENTER OF ALTAMONTE SPRINGS		102	20	16%	122
Consulate Health Care of North Fort Myers		122			122
GRAVITY DIAGNOSTICS, LLC		35	86	71%	121
PARKVIEW HEALTH		121			121
GENETWORKX		17	104	86%	121
PruittHealth Panama City		119	2	2%	121
AMERICAN FINNISH NURSING HOME	1	119			120
MILLENNIUM LAB SERVICES			120	100%	120
ADVANCED MEDICAL CENTER		86	33	28%	119
SILVERCREST HEALTH AND REHABILITATION CENTER	3	114	2	2%	119
TRI-COUNTY NURSING HOME		114	5	4%	119
Consulate Healthcare of West Palm Beach		115	4	3%	119
MEDFAST URGENT CARE CENTER - SARNO		2	116	98%	118
BAYSIDE HEALTH AND REHABILITATION CENTER		118			118
PruittHealth Santa Rosa		115	3	3%	118
MATHISON RETIREMENT COMMUNITY		114	4	3%	118
HOPE HOSPICE AND COMMUNITY SERVICES INC	1	114	3	3%	118
Heritage Healthcare at Tallahassee		116	1	1%	117
PADDOCK RIDGE		117			117
FHMG-FLORIDA HOSPITAL MEDICAL GROUP		97	19	16%	116
GOOD SAMARITAN SOCIETY-DAYTONA		114	1	1%	115
UNITED CLINICAL LABORATORIES		106	9	8%	115
MATHISON RETIREMENT COMMUNITY, INC		113	1	1%	114
TARPON POINT NURSING AND REHABILITATION CENTER		113			113
NEIGHBORHOOD MEDICAL CENTER		108	5	4%	113
DR G'S URGENT CARE		95	18	16%	113
MAIN STREET MEDICAL CENTER			113	100%	113
ALLIED HEALTH FORT PIERCE		112			112
COASTAL HEALTH AND REHAB		110	2	2%	112
PHARMCO RX		90	22	20%	112
TERRACES OF LAKE WORTH CARE CENTER		112			112
DXTERITY DIAGNOSTICS	1	108	2	2%	111
COCOA BEACH/ADVENT CENTRA		6	105	95%	111
CENTRA CARE - HUNTER'S CREEK		52	58	53%	110
CARENOW	1	72	37	34%	110
PROHEALTH MEDICAL CLINIC		1	108	99%	109
GOLDEN GATE FAMILY CLINIC		33	76	70%	109
HILLSBOROUGH COUNTY DEVELOPMENTAL CTR	1	108			109
LONGWOOD HEALTH AND REHABILITATION CENTER		103	6	6%	109

COVID-19: testing by laboratory

Data through Dec 1, 2020 verified as of Dec 2, 2020 at 09:25 AM

Data in this report are provisional and subject to change.

The numbers in the table below represent the number of Florida and non-Florida residents for whom test results were received by the Department of Health. A person can be tested by more than one laboratory and can have both positive and negative results. **Therefore, the sum of the numbers in each column will be larger than the total number of people tested.**

Reporting lab	Inconclusive	Negative	Positive	Percent positive	Total
SERANADES BY SONATA WEST ORANGE		100	9	8%	109
BAYFRONT HEALTH ER PINELLAS PARK	1	71	36	33%	108
NORTH FL SOUTH GA HCS-MALCOM RANDALL VAMC			108	100%	108
ADVENT HEALTH CENTRA CARE - AZALEA PARK		91	16	15%	107
MIDWAY SPECIATLY CARE CENTER		52	55	51%	107
AMERICAN RESEARCH LABS		4	103	96%	107
TUSCAN GARDENS OF VENETIA MANAGEMENT COMPANY		106	1	1%	107
MEDFAST URGENT CARE CENTER - COCOA BEACH			107	100%	107
REGENCY CARE OF BLOUNTSTOWN LLC		102	5	5%	107
PARRISH MEDICAL CENTER		24	82	77%	106
GRAND OAKS HEALTH & REHABILITATION		106			106
EVANS HEALTH CARE		104	2	2%	106
SUWANNEE VALLEY NURSING CENTER		106			106
SILVER CREEK SENIOR LIVING COMMUNITY		105			105
GLADES HEALTH CARE CENTER		104	1	1%	105
LabCorp L#09258090 M#09258105		71	34	32%	105
ARTHREX MEDICAL CENTER		38	66	63%	104
PALM GARDEN OF WINTER HAVEN		90	14	13%	104
MOBILE INFIRMARY MED CENTER PATH LAB		93	11	11%	104
ADVENT HEALTH CENTRA CARE - BRANDON		29	75	72%	104
BAY VIEW HEALTHCARE		85	19	18%	104
J AND G MEDICAL GROUP LLC		88	15	15%	103
ADVENT HEALTH CENTRA CARE - SANFORD		28	75	73%	103
UCC - WELLINGTON			103	100%	103
CAPE CANAVERAL HOSPITAL			103	100%	103
PROVIDENCE HOSPITAL LABORATORY		98	5	5%	103
PERSONALIZED GENETIC TESTING		19	84	82%	103
HEART OF FLORIDA REGIONAL MED CTR		32	71	69%	103
MINUTECLINIC DIAGNOSTIC OF RHODE ISLAND, LLC #729		99	4	4%	103
COQUINA CENTER		101	1	1%	102
GRAVITY DIAGNOSTICS		42	60	59%	102
UNIVERSITY MEDICAL CENTER SUITES		90	12	12%	102
Whispering Oaks	5	92	4	4%	101
CLINICAL PATHOLOGY LABS		1	100	99%	101
Consulate Health Care of Port Charlotte		98	2	2%	100
CHARTER SENIOR LIVING OF PANAMA CITY BEACH		93	7	7%	100
CARENOW URGENT CARE – FORT PIERCE		86	13	13%	99
LITTLE PINE PEDIATRICS		79	20	20%	99
WOODBIDGE FACILITY INC		98	1	1%	99
MEDFAST URGENT CARE - EDGEWATER		2	97	98%	99
ADVENT HEALTH CENTRA CARE - WINTER HAVEN		30	69	70%	99
Sunset Point Center		99			99
ARCADIA HEALTH AND REHABILITATION CENTER		99			99
DOCTOR'S IN HOUSE LABORATORY		12	87	88%	99
CENTRAL FLORIDA HEALTH CARE		46	52	53%	98
ADVENT HEALTH CENTRA CARE		1	97	99%	98
SUNFLOWER SPRINGS ASSISTED LIVING		95	3	3%	98

COVID-19: testing by laboratory

Data through Dec 1, 2020 verified as of Dec 2, 2020 at 09:25 AM

Data in this report are provisional and subject to change.

The numbers in the table below represent the number of Florida and non-Florida residents for whom test results were received by the Department of Health. A person can be tested by more than one laboratory and can have both positive and negative results. **Therefore, the sum of the numbers in each column will be larger than the total number of people tested.**

Reporting lab	Inconclusive	Negative	Positive	Percent positive	Total
SHOAL CREEK REHABILITATION CENTER		71	27	28%	98
TREE HOUSE PEDIATRICS PLLC		94	4	4%	98
POINT WASHINGTON MEDICAL CLINIC		1	96	99%	97
HEALTH CENTERS AT BRENTWOOD		96	1	1%	97
PROJECT HEALTH, INC SUMTERVILLE		88	9	9%	97
WIMAUMA COMMUNITY HEALTH CENTER		77	20	21%	97
FLORIDA COMMUNITY HEALTH CENTERS INC			97	100%	97
ASTON GARDENS AT PELICAN MARSH		95	1	1%	96
SABAL DIRECT PRIMARY CARE, PA		85	11	11%	96
BAYSHORE MEMORY CARE		96			96
FLORIDA KEYS PEDIATRICS & ADOLESCENT CENTER		92	3	3%	95
THE TERRACE OF KISSIMMEE		80	15	16%	95
Parkview Rehabilitation Center at Winter Park		92	3	3%	95
GLOBAL CENTRAL LABS AT PPD	2	87	6	6%	95
OCALA FAMILY MEDICAL CENTER INC		84	11	12%	95
Gulf Coast Healthcare (Longwood Health and Rehab		95			95
DIAGNOSTIC SOLUTIONS		3	91	97%	94
PEDIATRIC ASSOCIATES ORLANDO		81	13	14%	94
ST CATHERINE'S WEST REHABILITATION HOSPITAL		93	1	1%	94
PHYSICIANS REGIONAL CLINIC		82	12	13%	94
DEPARTMENT OF HEALTH & HUMAN SERVICES		94			94
Chatham Glen Healthcare and Rehabilitation Center		94			94
ABBOTT LABORATORIES		61	32	34%	93
KETAMINE HEALTH CENTERS LLC		86	7	8%	93
VENTURE MEDICAL OF FLORIDA LLC		83	10	11%	93
GOLD CHOICE SENIOR COMMUNITIES		72	21	23%	93
MEADOWCREST FAMILY PHYSICIANS		69	24	26%	93
NCRNC INC		90	2	2%	92
MEDFAST URGENT CARE CENTER - WICKHAM			92	100%	92
PRIMECARE OF DOTHAN		62	30	33%	92
SEMINOLE NURSING PAVILION		84	7	8%	91
CARRINGTON PLACE OF ST PETE LLC		90	1	1%	91
FLORIDA HEALTH CARE PLANS			91	100%	91
MEDFAST URGENT CARE CENTER - COCOA			91	100%	91
NORTHEAST FLORIDA NEUROLOGY CLINICS, INC		80	11	12%	91
FAIR HAVENS CENTER, OPCO		89	2	2%	91
UNIVERSITY OF MIAMI		1	90	99%	91
DEVANSH LAB WERKS INC		77	14	15%	91
ADVENT HEALTH CENTRA CARE - TEMPLE TERRACE		38	52	58%	90
AYERS HEALTH & REHABILITATION CENTER		90			90
FELLOWSHIP HOME AT THE FAIRWAY LLC		89			89
PREMIER URGENT CARE OF BREVARD		2	87	98%	89
JEFFERY WEINZWEIG		2	87	98%	89
PACIFIC ANALYTICS			88	100%	88
AVERO DIAGNOSTICS		64	24	27%	88
LONGWOOD FAMILY PRACTICE		74	14	16%	88
ADVENT HEALTH CENTRA CARE - WATERMAN		78	10	11%	88

COVID-19: testing by laboratory

Data through Dec 1, 2020 verified as of Dec 2, 2020 at 09:25 AM

Data in this report are provisional and subject to change.

The numbers in the table below represent the number of Florida and non-Florida residents for whom test results were received by the Department of Health. A person can be tested by more than one laboratory and can have both positive and negative results. **Therefore, the sum of the numbers in each column will be larger than the total number of people tested.**

Reporting lab	Inconclusive	Negative	Positive	Percent positive	Total
GOVERNOR’S CREEK HEALTH & REHABILITATION		87	1	1%	88
SAINTS 120 LLC	1	87			88
KISSIMMEE FACILITY OPERATIONS LLC		85	3	3%	88
TIFFANY HALL NURSING AND REHAB CENTER		87			87
TRADITION MEDICAL CENTER LABORATORY		48	39	45%	87
BRANDON HEALTH AND REHABILITATION CENTER	1	85	1	1%	87
MONTEFIORE MEDICAL CENTER LABORATORIES - MOSES		79	7	8%	86
NORTH FLORIDA PEDIATRICS - MARIANNA		61	25	29%	86
SARNO EXTENDED HOURS		44	42	49%	86
W. FRANK WELLS NURSING HOME		84	1	1%	85
NEW YORK CITY DEPARTMENT OF HEALTH & MENTAL		80	5	6%	85
ABBIEJEAN RUSSELL CARE CENTER□		85			85
NAVY HOSPITAL			85	100%	85
FINLAY CLINICAL LABORATORY		26	59	69%	85
SOUTH BALDWIN REGIONAL MEDICAL CENTER		82	3	4%	85
SMILEY MEDICAL GROUP		58	27	32%	85
WESTCHESTER MEDICAL CENTER		84	1	1%	85
REHABILITATION CENTER OF LAKE CITY, TH		83	2	2%	85
ESCAMBIA COMMUNITY CLINICS INC		63	22	26%	85
FAST TRACK URGENT CARE CENTER - RIVERVIEW			84	100%	84
TRENTON MEDICAL CENTER INC DBA PALMS MEDICAL GROUP	2	69	13	15%	84
SEA BREEZE REHAB AND NURSING CENTER□		82	2	2%	84
PINES OF SARASOTA GARDEN		84			84
Timberidge Center for Rehabilitation and Healing		61	22	27%	83
AFC URGENT CARE SEMINOLE			83	100%	83
AFC URGENT CARE TYRONE		1	82	99%	83
SEMINOLE COUNTY HEALTH DEPARTMENT		66	17	20%	83
KALEIDA HEALTH CENTER FOR LABORATORY		78	5	6%	83
AVECINA MOBILE		75	8	10%	83
COMMUNITY HEALTH CENTERS OF PINELLAS INC		1	81	99%	82
FIRST CHOICE PEDIATRICS		73	9	11%	82
Solaris Healthcare Daytona		82			82
PIONEER CLINICAL LAB, LLC		70	12	15%	82
BOND URGENT CARE LLC		58	24	29%	82
OCEAN REEF MEDICAL CENTER		74	8	10%	82
THE PAVILION FOR HEALTH CARE		72	10	12%	82
FAST TRACK URGENT CARE CENTER - WESTCHASE			82	100%	82
BAYA POINTE NURSING AND REHABILITATION		1	81	99%	82
HURLBURT FIELD CLINIC		39	43	52%	82
LAB		29	53	65%	82
WHITE PLAINS HOSPITAL CENTER LAB		82			82
OAKS OF KISSIMMEE HEALTH AND REHABILITATION CENTER		81			81
SURREY PLACE CARE CENTER		76	5	6%	81
LIFE CARE CENTER OF WINTER HAVEN		69	12	15%	81
ADVENT HEALTH CENTRA CARE - SOUTH ORANGE		68	13	16%	81
ST. CLOUD REGIONAL MEDICAL CENTER		76	5	6%	81
ADVENTHEALTH EXPRESS CARE		29	52	64%	81

COVID-19: testing by laboratory

Data through Dec 1, 2020 verified as of Dec 2, 2020 at 09:25 AM

Data in this report are provisional and subject to change.

The numbers in the table below represent the number of Florida and non-Florida residents for whom test results were received by the Department of Health. A person can be tested by more than one laboratory and can have both positive and negative results. **Therefore, the sum of the numbers in each column will be larger than the total number of people tested.**

Reporting lab	Inconclusive	Negative	Positive	Percent positive	Total
TUSCAN GARDENS OF PALM COAST		80	1	1%	81
ISLAND HEALTH AND REHABILITATION CENTER		80			80
URGENT CARE BETHESDA		75	4	5%	79
MANOR CARE OF NAPLES FL LLC		79			79
HERON CLUB AT PRESTANCIA		77	2	3%	79
EXOSOME DIAGNOSTICS		75	4	5%	79
SOLARIS HEALTHCARE OSCEOLA		76	2	3%	78
PROVISTA DIAGNOSTICS, INC		77	1	1%	78
EDGEWATER AT WATERMAN VILLAGE		78			78
AMBULATORY SURGERY CENTER OF BOCA RATON LTD		78			78
NITE LITE PEDIATRICS – JACKSONVILLE		76	2	3%	78
VETERANS AFFAIRS MEDICAL CENTER - PALO ALTO		28	50	64%	78
TRUE NORTH HEALTH NAVIGATION LLC DBA DISPATCHHEALTH	1	60	16	21%	77
ORANGE CITY NURSING AND REHAB		75	2	3%	77
CBS LABS OF TAMPA LLC		3	74	96%	77
MV MEDICAL PRACTICE DBA PRIMARY URGENT CARE		74	2	3%	76
REGENTS PARK AT AVENTURA		75	1	1%	76
DYNAMIC MEDICAL USA			76	100%	76
ADVENTHEALTH MEDICAL GROUP PROMPT CARE		60	16	21%	76
UNIVERSITY HEALTH SYSTEM INC		69	7	9%	76
BLUE MED CONSULTANTS		72	4	5%	76
ADVENT HEALTH CENTRA CARE - CITRUS PARK		8	68	89%	76
PEDIATRICS OF GREATER ORLANDO		67	8	11%	75
HOLY CROSS HOSPITAL		2	73	97%	75
ST MARK ASSISTED LIVING CENTER	1	63	11	15%	75
FAST TRACK URGENT CARE CENTER - SOUTH TAMPA			74	100%	74
CAREMOUNT MEDICAL - PATHOLOGY		72	2	3%	74
BUFFALO CROSSING HEALTHCARE & REHABILITATION CTR		74			74
WINDSOR REFLECTIONS		74			74
BOSTON RED SOX CLUB LP		74			74
NOAH CLINICAL LABORATORY		63	11	15%	74
NSPIRE HEALTHCARE TAMARAC		72	1	1%	73
VIERA HOSPITAL			73	100%	73
CONSULATE HEALTH CARE – LAKE MARY		72	1	1%	73
RIVERS FAMILY MEDICINE PA		66	7	10%	73
DIGNITY HEALING, LLC		72	1	1%	73
SCOTT LAKE HEALTH AND REHABILITATION CENTER		71	2	3%	73
YOUR FAMILY WALK-IN CLINIC			72	100%	72
HEALTH CARE DISTRICT OF PALM BEACH COUNTY MAIN OFFICE	1	9	62	86%	72
WEDGEWOOD HEALTHCARE CENTER		69	3	4%	72
Solaris HealthCare Imperial		71	1	1%	72
EVENT MED SERVICES LABORATORY		72			72
SOLARIS HEALTHCARE LAKE CITY		41	30	42%	71
LAKESIDE NEUROLOGIC		67	4	6%	71
AMMON LABS		61	10	14%	71
CONSULATE HEALTH CARE OF SARASOTA☐		71			71
Madison Health and Rehabilitation Center		41	30	42%	71

COVID-19: testing by laboratory

Data through Dec 1, 2020 verified as of Dec 2, 2020 at 09:25 AM

Data in this report are provisional and subject to change.

The numbers in the table below represent the number of Florida and non-Florida residents for whom test results were received by the Department of Health. A person can be tested by more than one laboratory and can have both positive and negative results. **Therefore, the sum of the numbers in each column will be larger than the total number of people tested.**

Reporting lab	Inconclusive	Negative	Positive	Percent positive	Total
Solaris Healthcare Coconut Creek		70	1	1%	71
ADVANCED LAB		67	4	6%	71
EPN URGENT CARE			71	100%	71
MAGNOLIA DIAGNOSTIC		1	69	99%	70
SUNCOAST COMMUNITY HEALTH CENTERS PEDIATRICS		21	49	70%	70
JOHN KNOX VILLAGE OF FLORIDA ALF	1	69			70
RDV SPORTSPLEX PEDIATRICS		56	14	20%	70
HIGHLANDS MEDICAL CENTER		68	2	3%	70
Highlands Regional Hospital		63	7	10%	70
QPS, LLC		69	1	1%	70
THE PALACE NURSING AND REHABILITATION CENTER		70			70
SIMED LABORATORY		57	12	17%	69
CATHOLIC HEALTH SYSTEM DEPT LABORATORY		68	1	1%	69
DIAGNOSTIC LABORATORY OF OKLAHOMA		57	12	17%	69
MEYER PEDIATRICS		59	10	14%	69
ADVENT HEALTH - ORLANDO		59	10	14%	69
ADVENT HEALTH CENTRA CARE - ORANGE CITY		4	65	94%	69
EAST LAKE PEDIATRICS PA		65	4	6%	69
BROWARD HEALTH MEDICAL CENTER		3	66	96%	69
HERITAGE HEALTHCARE AND REHABILITATION CENTER		69			69
SOUTH BALDWIN MEDICAL CENTER GULF SHORES		57	12	17%	69
FIRST CHOICE PEDIATRICS SEMORAN		65	4	6%	69
MD 365 MEDICAL CARE		67	1	1%	68
SARAPATH DIAGNOSTICS			68	100%	68
DOCTORS MEMORIAL HOSPITAL		29	39	57%	68
THE COURTYARD ASSISTED LIVING		66	2	3%	68
KEYS MEDICAL GROUP			68	100%	68
FHMG FLORIDA HOSPITAL MEDICAL GROUP		55	13	19%	68
AEL- MEMPHIS		17	50	75%	67
NOMIHEALTH LAB SERVICES		4	63	94%	67
ADVENT HEALTH - PALM HARBOR ER		53	14	21%	67
DELTONA HEALTH CARE		53	14	21%	67
ManorCare Health Services-Palm Harbor		66			66
TREASURE COAST MEDICAL ASSOCIATES		1	65	98%	66
MEDEX MEDICAL EXPRESS OF PALATKA			65	100%	65
DAYSPRING SENIOR LIVING		64	1	2%	65
PROMEDICA LABORATORIES		19	45	70%	64
ERIE COUNTY MEDICAL CTR CLINICAL LABS		63	1	2%	64
VILLAS OF HOLLY BROOK - BRADENTON 14TH		64			64
HAVEN OF OUR LADY OF PEACE		64			64
THE WELLNESS CENTER AT LAKEWOOD RANCH			64	100%	64
AMELIA MEDICAL CARE		2	62	97%	64
HIALEAH SHORES NURSING AND REHAB CENTER		62	2	3%	64
SIGNATURE HEALTHCARE OF PORT CHARLOTTE		64			64
ADVENT HEALTH CENTRA CARE - WINTER GARDEN		12	52	81%	64
OAKHURST CENTER		64			64
WELLOW URGENT CARE PC		63			63

COVID-19: testing by laboratory

Data through Dec 1, 2020 verified as of Dec 2, 2020 at 09:25 AM

Data in this report are provisional and subject to change.

The numbers in the table below represent the number of Florida and non-Florida residents for whom test results were received by the Department of Health. A person can be tested by more than one laboratory and can have both positive and negative results. **Therefore, the sum of the numbers in each column will be larger than the total number of people tested.**

Reporting lab	Inconclusive	Negative	Positive	Percent positive	Total
WATERMARK LAKE POINTE WOODS LLC		63			63
OUT OF STATE		40	23	37%	63
STONY BROOK UNIVERSITY MEDICAL CENTER		57	6	10%	63
APC PEDIATRICS AT RYE ROAD MEDICAL PARK		63			63
PLANTATION GENERAL HOSPITAL CLINICAL LAB		26	37	59%	63
JACKSONVILLE NURSING AND REHAB CENTER		63			63
HEALTH FIRST - PALM BAY HOSPITAL		2	61	97%	63
GRANDE, THE		62	1	2%	63
SOUTH GEORGIA MEDICAL CENTER		48	15	24%	63
EISENHOWER ARMY MEDICAL CENTER		59	4	6%	63
FINLAY CLINICAL LABORATORY INC		28	34	55%	62
LASER & SURGERY CENTER OF THE PALM BEACHES		62			62
LIFE BRITE		61	1	2%	62
BROWARD HEALTH CORAL SPRINGS EPIDEMIOLOGY DEPT			62	100%	62
WADSWORTH HEALTH CENTER		59	3	5%	62
VILLAGE DOCTORS OF KEYSTONE		52	10	16%	62
RIDGEWOOD DIAGNOSTIC LABORATORY		60	2	3%	62
JOSEPH L MORSE GERIATRIC CENTER	2	59	1	2%	62
EMERALD COAST HOSPICE		60	1	2%	61
BOCA GRANDE HEALTH CLINIC		58	3	5%	61
CL BRUMBACK PRIMARY CARE CLINICS		16	45	74%	61
CITRUS MEMORIAL HEALTH SYSTEM LAB		2	59	97%	61
SEASIDE HEALTH AND REHABILITATION CENTER		6	55	90%	61
NEMOURS CHILDREN'S PRIMARY CARE		51	10	16%	61
JACKSONVILLE KIDS PEDIATRICS, PLLC		53	8	13%	61
ASSOCIATED CLINICAL LABORATORIES		57	3	5%	60
FIRST CHOICE PRIMARY CARE		44	16	27%	60
LAB PLUS, LLC AT SAINT THOMAS WEST HOSPITAL		46	14	23%	60
FLOMEDILAB		19	41	68%	60
LABFIRST - DEPARTMENT OF PATHOLOGY		59	1	2%	60
BAY TREE CARE AND REHABILITATION CENTER		60			60
NATIONS BEST FAMILY HEALTH CARE		25	35	58%	60
FAST TRACK URGENT CARE CENTER - BRANDON			60	100%	60
EXACT SCIENCES LABORATORIES, LLC		15	45	75%	60
FLAGLER COUNTY HEALTH DEPARTMENT		55	5	8%	60
CLYDE E LASSEN STATE VETERANS NURSING HOME		56	4	7%	60
AFC URGENT CARE FAMILY CARE			59	100%	59
PLAZA OF HALLANDALE BEACH		59			59
MARION E FETHER MEDICAL CENTER, THE		59			59
LAKE VIEW CARE CENTER AT DELRAY		58	1	2%	59
VRL EUROFINS - DALLAS		56	3	5%	59
ANCIENT CITY PEDIATRICS		59			59
ADVENT HEALTH CENTRA CARE - KISSIMMEE		25	34	58%	59
PINELLAS CARE CENTER		43	16	27%	59
LOOP PEDIATRICS PA		53	6	10%	59
INTERNAL LAB		50	8	14%	58
HUNTSVILLE HOSPITAL LABORATORY		43	15	26%	58

COVID-19: testing by laboratory

Data through Dec 1, 2020 verified as of Dec 2, 2020 at 09:25 AM

Data in this report are provisional and subject to change.

The numbers in the table below represent the number of Florida and non-Florida residents for whom test results were received by the Department of Health. A person can be tested by more than one laboratory and can have both positive and negative results. **Therefore, the sum of the numbers in each column will be larger than the total number of people tested.**

Reporting lab	Inconclusive	Negative	Positive	Percent positive	Total
STONY BROOK SOUTHAMPTON		57	1	2%	58
THE CANOPY AT BERRYHILL		58			58
HEARTLAND PEDIATRICS OF LAKE WALES		54	4	7%	58
MOLECULAR TESTING LABS		25	33	57%	58
AMERICAN FAMILY MEDICAL		48	9	16%	57
AMERICA'S PHARMACY LLC		51	6	11%	57
ADVENT HEALTH CENTRA CARE - POINCIANA		19	38	67%	57
CONEY ISLAND HOSPITAL		56	1	2%	57
QUEENS HOSPITAL CENTER		56	1	2%	57
MINUTECLINIC DIAGNOSTIC OF SOUTH CAROLINA, LLC		51	6	11%	57
MILLENIUM PHYSICIANS GROUP		1	56	98%	57
ATRIUM AT LIBERTY PARK		55	1	2%	56
FLORIDA HEALTH CARE PLAN INC		2	54	96%	56
EAST ALABAMA MEDICAL CENTER LABORATORY		48	8	14%	56
Advent health care center Celebration		54	2	4%	56
READY RESPONDERS FLORIDA, PLLC		50	6	11%	56
SOLARIS HEALTHCARE LAKE BENNET		49	7	13%	56
ISLAND COAST PEDIATRICS		55	1	2%	56
CENTRAL BALDWIN IMMEDIATE CARE & FAMILY PRACTICE		43	13	23%	56
DE LUNA HEALTH AND REHABILITATION CENTER		55			55
QUICK CARE MED PL CR		52	3	5%	55
SONATA HUNTERS CREEK		47	8	15%	55
NORTH PORT REHABILITATION AND NURSING CENTER		54	1	2%	55
MILLER BIOCONNECT		43	12	22%	55
ST VINCENT'S BIRMINGHAM		53	2	4%	55
F&T MEDICAL RESEARCH, INC		54			54
CLERMONT HEALTH AND REHAB		40	14	26%	54
MIAMI BEACH COMMUNITY HEALTH CENTER			54	100%	54
24/7 PEDIATRIC CARE CENTERS INC		51	3	6%	54
UNITED LABORATORY SERVICES CORPORATION		38	16	30%	54
SARASOTA CO. HEALTH DEPT # 58		40	14	26%	54
SPRINGS AT LAKE POINTE WOODS		54			54
ROSECASTLE OF ZEPHRHILLS		52	2	4%	54
TIFFANY HALL NURSING AND REHAB		44	10	19%	54
BENTON HOUSE AT OAKLEAF		51	2	4%	53
PHYSICIAN PARTNERS PERRY		34	19	36%	53
CENTRA CARE - CONWAY		20	33	62%	53
PHYSICIANS PRIMARY CARE LAB		38	15	28%	53
PARKSIDE INN		52			52
KORGENE LAB		18	34	65%	52
MD LABS		30	22	42%	52
LUIS A GHIGLINO MD PA		52			52
ASCENSION SACRED HEART BAY LABORATORY		49	3	6%	52
FAST TRACK URGENT CARE CENTER - WESLEY CHAPEL			52	100%	52
DBI HEALTH INC		50	2	4%	52
ASCENSION MEDICAL GROUP		1	51	98%	52
ADVENT HEALTH		49	3	6%	52

COVID-19: testing by laboratory

Data through Dec 1, 2020 verified as of Dec 2, 2020 at 09:25 AM

Data in this report are provisional and subject to change.

The numbers in the table below represent the number of Florida and non-Florida residents for whom test results were received by the Department of Health. A person can be tested by more than one laboratory and can have both positive and negative results. **Therefore, the sum of the numbers in each column will be larger than the total number of people tested.**

Reporting lab	Inconclusive	Negative	Positive	Percent positive	Total
MORSELIFE MEMORY CARE RESIDENCE		50	1	2%	51
WIREGRASS DIRECT PRIMARY CARE PLLC□		45	6	12%	51
WASHINGTON REHABILITATION AND NURSING CENTER		51			51
AFC URGENT CARE CLEARWATER		20	31	61%	51
GENPATH			51	100%	51
NXGEN MDX		19	32	63%	51
EMBRY RIDDLE AERONAUTICAL UNIVERSITY HEALTH SERVICES			51	100%	51
EAGLES WATCH CLUSTER		41	9	18%	50
NO FLORIDA PEDIATRICS, PA		49	1	2%	50
GATEWAY CARE CENTER		50			50
MOBILE PHYSICIAN SERVICES INC		50			50
USF HEALTH MORSANI CENTER		5	45	90%	50
DAIRY ROAD URGENT CARE		23	27	54%	50
POINTE, THE		48	2	4%	50
DOUGLAS T JACOBSON STATE VETERANS HOME		50			50
CENTERSTONE OF FLORIDA□		47	3	6%	50
PALMS MEDICAL GROUP HIGH SPRINGS		44	6	12%	50
Courtyards of Orlando Care Center		50			50
SPRING HILL HEALTH AND REHABILITATION CENTER		37	12	24%	49
SOLARIS SENIOR LIVING NORTH NAPLES		48	1	2%	49
CSL PLASMA		18	31	63%	49
BIODESIX, INC.		39	10	20%	49
GV NAPLES OPCO, LLC		49			49
SUNCOAST OPTIMAL WELLNESS		4	45	92%	49
MEDICAL CENTER CLINIC-IMMEDIATE CARE		46	3	6%	49
MED EXPRESS		1	48	98%	49
USF		1	48	98%	49
GULFVIEW MEDICAL INSTITUTE		49			49
GENEIQ		44	5	10%	49
MIAMI SHORES NURSING & REHAB		49			49
BIOIQ			48	100%	48
PHYSICIANS PRIMARY CARE OF SOUTHWEST FLORIDA		39	9	19%	48
NITE LITE PEDIATRICS - PORT ST. LUCIE		42	6	13%	48
AFC PHYSICIANS OF FLORIDA		37	11	23%	48
MEDFAST URGENT CARE CENTERS LLC			48	100%	48
BAY CENTER HURRICANE SHELTER		48			48
VILLAGE PLACE NH LLC□		34	14	29%	48
EXPRESS URGENT CARE LLC		1	46	98%	47
INTERLAB		1	46	98%	47
CLEVELAND CLINIC FOUNDATION		11	36	77%	47
ADVENT HEALTH CENTRA CARE - EAST ORLANDO		21	26	55%	47
WILSON MEMORIAL REGIONAL MEDICAL CENTER		46	1	2%	47
ALLIANCE PEDIATRICS		24	23	49%	47
SNH BRFL TENANT LLC		47			47
SOFT CELL LABORATORIES		44	2	4%	46
ADVENT HEALTH - PALM COAST			46	100%	46
HUNTINGTON HOSPITAL LABORATORY		45	1	2%	46

COVID-19: testing by laboratory

Data through Dec 1, 2020 verified as of Dec 2, 2020 at 09:25 AM

Data in this report are provisional and subject to change.

The numbers in the table below represent the number of Florida and non-Florida residents for whom test results were received by the Department of Health. A person can be tested by more than one laboratory and can have both positive and negative results. **Therefore, the sum of the numbers in each column will be larger than the total number of people tested.**

Reporting lab	Inconclusive	Negative	Positive	Percent positive	Total
VITAS HEALTHCARE CORP OF CENTRAL FL		46			46
VETERANS AFFAIRS MEDICAL CENTER - GULF COAST		27	19	41%	46
ST. CLOUD MEDICAL GROUP		46			46
TRINITY AL SENIOR HOUSING LLC□		44	2	4%	46
MEDEXPRESS URGENT CARE - GOLDEN GATE		3	43	93%	46
EAST MANATEE FAMILY	1	1	44	96%	46
MD 365 MEDICAL CARE PLLC		46			46
PREMIER PLACE HEALTHCARE AT THE GLENVIEW		46			46
H LEE MOFFITT CANCER CENTER MICRO		46			46
UNIVERSITY OF CENTRAL FLORIDA HEALTH SERVICES		45			45
PRIMARY CARE SOUTH INC			45	100%	45
NORTH SHORE UNIVERSITY HOSPITAL LABORATORY		42	3	7%	45
ADVENTHEALTH MEDICAL GROUP FAMILY MEDICINE AT		38	7	16%	45
HOBDARI FAMILY HEALTH LLC□		31	14	31%	45
URGENT CARE TCMA			45	100%	45
CHILDRENS MEDICAL ASSOCIATION		37	8	18%	45
CHILDREN'S HOSPITAL OF ALABAMA		44	1	2%	45
NORTH FLORIDA PEDIATRICS PA - DUVAL		44	1	2%	45
Solaris HealthCare Windermere		43	2	4%	45
SOUTHPORT SQUARE HARBOUR HEALTH		45			45
ST FRANCIS HOSPITAL		39	6	13%	45
MOOSEHAVEN LIFE CARE CENTER		44			44
SUN COUNTRY PEDIATRICS PLLC	1	40	3	7%	44
ADVANCED AMBULATORY SURGERY CENTER		43	1	2%	44
ALLIANCE OF PHYSICIANS AGAINST COVID-19			44	100%	44
UNIVERSITY OF NORTH FLORIDA STUDENT HEALTH		41	3	7%	44
PEDIATRICS OF CENTRAL FLORIDA – SAINT CLOUD	2	40	2	5%	44
MIDWAY PRIMARY CARE, LLC		44			44
ARBOR GLEN AT ARBOR TRACE		44			44
VISITING PHYSICIANS ASSOCIATION		40	4	9%	44
BROAD INSTITUTE CLINICAL SEQUENCING RESEARCH PLATFORM	1	39	4	9%	44
SANDY RIDGE CENTER FOR REHABILITATION AND HEALING		42	2	5%	44
Heartland Healthcare of Ft. Myers		44			44
ADVENT HEALTH - LAKE MARY		35	8	19%	43
ADVENT HEALTH - LAKE NONA		38	5	12%	43
BRANCH MEDICAL CLINIC			43	100%	43
SUNY UPSTATE MEDICAL UNIVERSITY		39	4	9%	43
ST CLOUD REGIONAL MEDICAL CENTER CLINICAL LAB		21	22	51%	43
HEALTH FIRST - CAPE CANAVERAL HOSPITAL		1	42	98%	43
GENEDX		32	11	26%	43
LENOX HILL HOSPITAL		39	4	9%	43
MEMORY CARE OF NAPLES		43			43
QUOTIENT SCIENCES			42	100%	42
Concordia Village of Tampa AL		42			42
ALLEGRO		42			42
TROY REGIONAL MEDICAL CENTER		34	8	19%	42
FHMG LAKE MARY PEDS		39	3	7%	42

COVID-19: testing by laboratory

Data through Dec 1, 2020 verified as of Dec 2, 2020 at 09:25 AM

Data in this report are provisional and subject to change.

The numbers in the table below represent the number of Florida and non-Florida residents for whom test results were received by the Department of Health. A person can be tested by more than one laboratory and can have both positive and negative results. **Therefore, the sum of the numbers in each column will be larger than the total number of people tested.**

Reporting lab	Inconclusive	Negative	Positive	Percent positive	Total
INDIGO MANOR		13	29	69%	42
ARCPPOINTS LABS		37	5	12%	42
PHYSICIANS REGIONAL MEDICAL CENTER - PINE RIDGE		18	23	56%	41
ADVENT HEALTH - MOUNT DORA		6	35	85%	41
CHILDREN MED CARE INC		39	2	5%	41
PEDIATRICS OF CENTRAL FLORIDA KISSI		33	8	20%	41
DAYSPRING SENIOR LIVING LLC		41			41
HARBORCHASE OF VERO BEACH		38	3	7%	41
FLORIDA HOSPITAL NEW SMYRNA		4	37	90%	41
ORLANDO HEALTH AND REHAB CENTER		5	35	88%	40
KENDALL REGIONAL MEDICAL CENTER LAB	3		37	93%	40
WHITE WILSON MEDICAL IMMEDIATE CARE NICEVILLE			40	100%	40
TGH URGENT CARE – SEMINOLE			40	100%	40
PRIDE DIAGNOSTICS		24	16	40%	40
ALTERNATIVE LIVING, INC DBA TWIN CITIES PAVILION		40			40
ARBOR TRAIL		39	1	3%	40
AVON PARK PEDIATRICS INC		38	2	5%	40
RITECARE MED CTR H			40	100%	40
Crystal Health & Rehab Center		39			39
RDX BIOSCIENCE			39	100%	39
EAST NEW YORK DIAGNOSTIC AND TREATMENT		37	2	5%	39
CRONOS CLINICAL LABORATORY		38	1	3%	39
PALMS EDGE		38	1	3%	39
BAPTIST MEDICAL CENTER SOUTH		29	10	26%	39
WINTER GARDEN REHAB AND NURSING CENTER		39			39
PEDIATRIC CARE CENTER- JACKSONVILLE BEACH		11	28	72%	39
CLINICAL RESEARCH SEQUENCING PLATFORM		8	31	79%	39
BAY COUNTY JAIL ANNEX		33	5	13%	38
BRONX LEBANON HOSPITAL-MEDICAL CENTER		36	2	5%	38
PROMPT CARE OF CENTRAL FLORIDA			38	100%	38
SOUTHEAST ALABAMA MEDICAL CENTER			38	100%	38
Cross Landings Health and Rehabilitation		38			38
ORLANDO HEALTH CENTER FOR REHABILITATION		38			38
LECONTE MEDICAL CENTER LAB		29	9	24%	38
CAPITAL REGIONAL MEDICAL CENTER		2	36	95%	38
RAINBOW PEDIATRICS PC LLC / BREAKFAST POINT		38			38
HOMEWOOD RESIDENCE AT FREEDOM PLAZA		37	1	3%	38
SMA LAB		6	32	84%	38
Solaris Senior Living North Naples ALF		33	5	13%	38
FIRST CHOICE URGENT CARE		10	28	74%	38
POPLAR HEALTHCARE PLLC	1	11	26	68%	38
WINDSOR OAKS		37			37
UNIVERSITY OF ALABAMA		34	3	8%	37
PINES OF SARASOTA		37			37
BORLAND GROOVER CLINIC	1	29	7	19%	37
CHILDRENS MEDICAL ASSOCIATION PA		26	11	30%	37
BOULEVARD REHABILITATION CENTER		24	13	35%	37

COVID-19: testing by laboratory

Data through Dec 1, 2020 verified as of Dec 2, 2020 at 09:25 AM

Data in this report are provisional and subject to change.

The numbers in the table below represent the number of Florida and non-Florida residents for whom test results were received by the Department of Health. A person can be tested by more than one laboratory and can have both positive and negative results. **Therefore, the sum of the numbers in each column will be larger than the total number of people tested.**

Reporting lab	Inconclusive	Negative	Positive	Percent positive	Total
ONE MILO		37			37
PRECISION HEALTH SOLUTIONS LAB		9	28	76%	37
ATLANTIC URGENT CARE		20	17	46%	37
PONCE THERAPY CARE CENTER		33	4	11%	37
VILLA MARIA WEST SKILLED NURSING FACILITY		31	6	16%	37
FLORIDA MEDICAL CLINIC PA		34	2	6%	36
NEW YORK PRESBYTERIAN - QUEENS DIAGNOSTIC		35	1	3%	36
IQBAL A FARUQUI MD		29	7	19%	36
QUICK CARE MED		29	7	19%	36
EXCEL PEDIATRICS		20	16	44%	36
NEXT MOLECULAR ANALYTICS		6	30	83%	36
GULF COAST MEDICAL CENTER		34	2	6%	36
BVL/LITTLE ANGEL PEDIATRICS		36			36
Sunnyside Nursing Home		34	2	6%	36
WESLEY HAVEN VILLA		36			36
HALIFAX MEDICAL CENTER-PORT ORANGE LAB		31	5	14%	36
FAMILY EXTENDED CARE OF WINTER HAVEN		36			36
CRUCIAL CARE EMERGENCY MEDICINE DOCTORS		30	6	17%	36
BioReference Laboratories, Inc		6	30	83%	36
P23 LABS		35			35
IRL		4	31	89%	35
STEINHATCHEE FAMILY MEDICAL CENTER		31	4	11%	35
PALMETTO FAMILY HEALTHCARE		8	27	77%	35
ROCHESTER GENERAL HOSPITAL LABORATORY		34	1	3%	35
AMEERAH LABS, LLC		24	11	31%	35
PATRIOT MEDICAL LABORATORIES		33	2	6%	35
REGENTS PARK OF BOCA RATON		34	1	3%	35
PLYMOUTH HOME FOR ADULTS, INC.	7	27	1	3%	35
ADVENT HEALTH - FISH MEMORIAL		2	33	94%	35
LAKELAND REGIONAL HEALTH LAKE MIRIAM		3	32	91%	35
MICRO PATH LABORATORIES INC		35			35
CRAIG BERGER MD PL D/B/A BAY AREA EYE INSTITUTE		35			35
FHMG_CTR FOR SENIOR HEALTH		30	5	14%	35
NATURE COAST MEDICAL GROUP		30	5	14%	35
Guardian Care Nursing and Rehabilitation Center		35			35
ADVENT HEALTH CENTRA CARE - HUNTERS CREEK		3	32	91%	35
J FRANK AVEY MD		25	10	29%	35
BAYSHORE PATHOLOGY		34	1	3%	35
CENTRA CARE – APOPKA			35	100%	35
PHYSICIANS STAT LAB INC		28	6	18%	34
DOH-WEST PALM BEACH BRANCH LABORATORY		2	32	94%	34
ALTAMONTE PEDIATRIC ASSOCIATES		30	4	12%	34
The Grove Health and Rehabilitation		21	13	38%	34
LOURDES HOSPITAL INC		32	2	6%	34
Q ANSWER LAB	1	6	27	79%	34
PEDIATRICS BY THE SEA		34			34
HEALTH PARK CARE CENTER		34			34

COVID-19: testing by laboratory

Data through Dec 1, 2020 verified as of Dec 2, 2020 at 09:25 AM

Data in this report are provisional and subject to change.

The numbers in the table below represent the number of Florida and non-Florida residents for whom test results were received by the Department of Health. A person can be tested by more than one laboratory and can have both positive and negative results. **Therefore, the sum of the numbers in each column will be larger than the total number of people tested.**

Reporting lab	Inconclusive	Negative	Positive	Percent positive	Total
A COUNTRY PLACE ASSISTED LIVING FACILITY		34			34
EXPERTUS LABORATORIES INC		13	21	62%	34
PEDIATRICS IN BREVARD PA		26	7	21%	33
ALL FLORIDA FAMILY AND SPORTS MEDICINE		29	4	12%	33
PINNACLES PEDS CARE PA		33			33
ACCURATE DIAGNOSTIC LAB		32	1	3%	33
AYERS NURSING AND REHABILITATION CENTER		33			33
LABCORP RTP		13	20	61%	33
CABANA AT JENSEN DUNES, THE		33			33
ROSECASTLE OF CITRUS		33			33
SARATOGA HOSPITAL LABORATORY		31	2	6%	33
BOND CLINIC		3	30	91%	33
AHSE ROP		32	1	3%	33
ST. MARYS MEDICAL CENTER		1	31	97%	32
ST AUGUSTINE PEDIATRIC ASSOC		30	2	6%	32
WESTMINSTER ST AUGUSTINE		32			32
REDI-MED WALK-IN FAMILY CARE			32	100%	32
JUPITER MEDICAL CENTER URGENT CARE			32	100%	32
QHC UPSTATE MEDICAL PC		27	5	16%	32
BENTON HOUSE OF ST. JOHNS		32			32
AMA MEDICAL GROUP LLC		28	4	13%	32
HOLZER HEALTH CENTER			32	100%	32
RASHDA ALBIBI M.D. P.A.		30	2	6%	32
FLORIDA HEALTH CARE		4	28	88%	32
CORAL GABLES NURSING & REHABILITATION CENTER		27	5	16%	32
MIAMI JEWISH HEALTH SYSTEMS, INC		27	5	16%	32
S-H THIRTY-FIVE OPCO- PORT ST LUCIE, LLC	1	31			32
CITRUS MEMORIAL HOSPITAL			31	100%	31
PHYSICIAN ASSOCIATES LLC		26	5	16%	31
PRMG - EAST NAPLES		23	8	26%	31
MOLECULAR DIAGNOSTICS		1	30	97%	31
GESSLER CLINIC PA		23	8	26%	31
BOND CLINIC PA		3	28	90%	31
NORTH PINELLAS STATMED QUICK QUALITY CLINICS		5	26	84%	31
GRAND OAKS OF JENSEN BEACH LLC		31			31
BAY EDUCATORS WELLNESS CENTER		17	14	45%	31
PALM RIVER COMMUNITY HEALTH CENTER		27	4	13%	31
DOH		17	14	45%	31
TGH URGENT CARE – TYRONE		1	30	97%	31
DISCOVERY COMMONS AT BRADENTON		31			31
BIOFIRE		7	24	77%	31
ADVENT HEALTH - ALTAMONTE SPRINGS		25	5	17%	30
AMEERAH LABS			30	100%	30
FOUNTAIN INN NURSING & REHABILITATION CTR, INC		30			30
NO FLORIDA PEDIATRICS, PA - BRADFORD		28	2	7%	30
SANFORD MOBILE LAB PGA TOUR		29	1	3%	30
PALM BAY URGENT CARE		5	25	83%	30

COVID-19: testing by laboratory

Data through Dec 1, 2020 verified as of Dec 2, 2020 at 09:25 AM

Data in this report are provisional and subject to change.

The numbers in the table below represent the number of Florida and non-Florida residents for whom test results were received by the Department of Health. A person can be tested by more than one laboratory and can have both positive and negative results. **Therefore, the sum of the numbers in each column will be larger than the total number of people tested.**

Reporting lab	Inconclusive	Negative	Positive	Percent positive	Total
MINUTECLINIC LLC #3705		27	3	10%	30
CEDAR CREEK AT KINGS BAY INC		30			30
ISLAND URGENT CARE PLLC DBA AFC URGENT CARE		29	1	3%	30
BAYFRONT MEDICAL		23	7	23%	30
PHOSPHORUS DIAGNOSTICS		27	3	10%	30
HERITAGE WATERSIDE		27	3	10%	30
CHIPOLA MEDICAL ASSOCIATES, LLC		20	10	33%	30
GOOD SAMARITAN CENTER		30			30
PREDICTIVE LABORATORIES, INC		28	2	7%	30
REGENCY PARK ASSISTED LIVING FACILITY		29	1	3%	30
CENTRAL FLORIDA HEALTHCARE GROUP LLC		28	2	7%	30
VETERANS HOME			29	100%	29
MINUTECLINIC DIAGNOSTIC OF RHODE ISLAND, LLC #1544		28	1	3%	29
FLORIDA DEPARTMENT OF HEALTH CLAY COUNTY		2	27	93%	29
LabCorp L#09258130 M#09258125		12	17	59%	29
ECOLAB GROUP		5	24	83%	29
FLORIDA HOSPITAL		21	8	28%	29
P4CLINICAL	3	2	24	83%	29
UNIV OF ROCHESTER-STRONG MEMORIAL HOSP		28	1	3%	29
PEDIATRIC SPECIALISTS MEDICAL GROUP	1	27	1	3%	29
PATRICK AIR FORCE BASE		1	28	97%	29
NEOGENOMICS LABORATORIES INC		29			29
WELL HEALTH WORKS		28	1	3%	29
WESTWOOD NURSING AND REHABILITATION		28	1	3%	29
WUESTHOFF MEMORIAL HOSPITAL			29	100%	29
ADVENTIST HEALTH SYSTEM FLORIDA		23	6	21%	29
REDI MED LLC			29	100%	29
BAY VUE NURSING AND REHABILITATION CENTER		28	1	3%	29
AFC URGENT CARE		8	21	72%	29
STEWART MEDICAL GROUP			29	100%	29
MID FLORIDA PATHOLOGY LLC MOBILE UNIT #4		18	11	38%	29
AMERICAN HOUSE-BONITA SPRINGS		29			29
TRADITIONAL HOME HEALTH OF PALM BEACH INC		28			28
HENDRY REGIONAL MEDICAL CENTER CLINICAL LABORATORY		27	1	4%	28
STUART URGENT CARE			28	100%	28
ESCAMBIA COUNTY JAIL		16	12	43%	28
KAPG FLEMING ISLAND SENIOR HOUSING OPCO LLC	1	27			28
BALMORAL TENANT SERVICES INC		28			28
ELLENTON PEDIATRICS PA		25	3	11%	28
COLLIER HMA PHYSICIAN MANAGEMENT LLC		23	5	18%	28
LONGLEAF DIAGNOSTIC LABORATORIES		3	25	89%	28
MEDEXPRESS URGENT CARE CORAL SPRINGS			28	100%	28
MEDICAL CONSULTANTS OF FLORIDA LLC		27	1	4%	28
IPSUM DIAGNOSTICS			28	100%	28
BIG BOCA SMILES LLC		27	1	4%	28
PEDIATRIC ASSOCIATES OF OCALA PA		26	2	7%	28
TRADITIONAL HOME CARE INC		28			28

COVID-19: testing by laboratory

Data through Dec 1, 2020 verified as of Dec 2, 2020 at 09:25 AM

Data in this report are provisional and subject to change.

The numbers in the table below represent the number of Florida and non-Florida residents for whom test results were received by the Department of Health. A person can be tested by more than one laboratory and can have both positive and negative results. **Therefore, the sum of the numbers in each column will be larger than the total number of people tested.**

Reporting lab	Inconclusive	Negative	Positive	Percent positive	Total
URGENT CARE EXPRESS LLC			28	100%	28
CENTURY CENTER FOR REHABILITATION & HEALING		18	10	36%	28
NAPLES PEDIATRICS INC		27	1	4%	28
ADVENT HEALTH - LAKE WALES		20	8	29%	28
PALM GARDEN OF JACKSONVILLE		27	1	4%	28
BRASHEAR'S VITAL CARE CORP			28	100%	28
Darcy Hall Of Life Care		28			28
WESTWOOD HEALTHCARE SNF		28			28
SUNCOAST LABS			27	100%	27
life Care Center of Melbourne		13	14	52%	27
OAKTREE HEALTHCARE			27	100%	27
UCLA HEALTHCARE CLINICAL LABS		23	4	15%	27
STEWART SEBASTIAN RIVER MEDICAL CENTER		23	4	15%	27
GRAND ST PAUL CVS		27			27
JACKSONVILLE UNIVERSITY		25	2	7%	27
CANOPY ON BERRYHILL, THE		26	1	4%	27
CATHOLIC HEALTH SERVICES REGIONAL LAB		23	4	15%	27
COLOR GENOMICS, INC.		25	2	7%	27
MISSION OAKS ASSISTED LIVING		26	1	4%	27
CDC		17	10	37%	27
FAMILY EXTENDED CARE OF SEBRING INC		27			27
PERSONAL PEDIATRICS		25	2	7%	27
PECONIC BAY MEDICAL CENTER LABORATORY		23	4	15%	27
COOPER FAMILY MEDICAL, PLLC		22	5	19%	27
BENTON HOUSE OF ST JOHNS		27			27
JACKSON HEALTH SYSTEM		1	26	96%	27
HUNT CLUB PEDIATRIC ASSOCIATES PA		24	3	11%	27
GRACE PEDIATRICS		18	9	33%	27
ROCKLEDGE REGIONAL MEDICAL CENTER		18	8	31%	26
FAST TRACK URGENT CARE CENTER - SEMINOLE			26	100%	26
DB MD		23	3	12%	26
AMERICAN HOUSE COCONUT POINT		24	2	8%	26
COMPREHENSIVE CHILDCARE		20	6	23%	26
ADVENT HEALTH CENTRA CARE - SAND LAKE		2	24	92%	26
THE MINIER URGENT CARE		20	6	23%	26
MAINSTREET FAMILY URGENT CARE		1	25	96%	26
SANTA BARBARA CARE CENTER		16	10	38%	26
NORTHWELL HEALTH PLAINVIEW HOSPITAL LABORATORY		23	3	12%	26
HEALTH FIRST - VIERA HOSPITAL		1	25	96%	26
LOOP PEDIATRICS		22	4	15%	26
TGH URGENT CARE POWERED BY FAST TRACK			26	100%	26
METRO KNOXVILLE HMA		21	5	19%	26
MIRACLE HILL NURSING & REHABILITATION CENTER INC		24	2	8%	26
MEDICAL CENTER OF DELTONA, INC		21	5	19%	26
SPRINGS AT BOCA CIEGA BAY,THE		26			26
SONNIS PEDIATRICS PA		26			26
MONCRIEF ARMY HEALTH CLINIC			26	100%	26

COVID-19: testing by laboratory

Data through Dec 1, 2020 verified as of Dec 2, 2020 at 09:25 AM

Data in this report are provisional and subject to change.

The numbers in the table below represent the number of Florida and non-Florida residents for whom test results were received by the Department of Health. A person can be tested by more than one laboratory and can have both positive and negative results. **Therefore, the sum of the numbers in each column will be larger than the total number of people tested.**

Reporting lab	Inconclusive	Negative	Positive	Percent positive	Total
UNIPATH		18	7	28%	25
ADVENT HEALTH CENTRA CARE - LAKE BUTLER BOULEVARD			25	100%	25
US MEDICAL CARE, INC		22	3	12%	25
WOMENS CARE FLORIDA LABORATORY		25			25
ST. CLOUD HOSPITAL		20	5	20%	25
Palms at Ponte Vedra Assisted Livning and Memory Care		24	1	4%	25
Kensington Gardens		25			25
VILLAGE PEDIATRICS LLC		20	5	20%	25
CHAUTAUQUA REHABILITATION AND NURSING CENTER		24	1	4%	25
PENSACOLA DEVELOPMENTAL CENTER		9	16	64%	25
MARTIN ACQUISITION 1 LLC DBA		25			25
EC OPCO CARROLLWOOD LLC		19	6	24%	25
MINNESOTA TWINS		25			25
IMA MEDICAL GROUP POINCIANA		11	14	56%	25
URGENT CARE & WELLNESS CENTER		3	22	88%	25
CONNECTICUT DEPARTMENT OF HEALTH		22	3	12%	25
GUEST HOUSE OCALA, THE		25			25
THE PALACE MANAGEMENT - THE PALACE AT CORAL GABLES		25			25
SUNTREE INTERNAL MEDICINE		25			25
FLORIDA DEPARTMENT OF HEALTH IN POLK COUNTY		25			25
SANITAS		4	21	84%	25
FAMILY EXTENDED CARE OF CENTRAL TAMPA		25			25
VIPEDIATRICS PLLC		23	2	8%	25
SOLARIS HEALTHCARE MERRITT ISLAND		21	4	16%	25
ARBOR OAKS AT TYRONE	1	23			24
LABORATORY DYNAMICS		20	4	17%	24
FAMILY CARE PARTNERS OF NORTHEAST FLORIDA LLC		3	21	88%	24
MADWAR		19	5	21%	24
FAMILY CARE PARTNERS		14	10	42%	24
Holistic Pediatrics Group LLC		22	2	8%	24
BROWARD HEALTH MEDICAL CENTER CLINICAL LAB			24	100%	24
HERITAGE OAKS ASSISTED LIVING & MEMORY CARE		20	4	17%	24
TRUGENX		1	23	96%	24
WORKPLACE SCREENING INTELLIGENCE			24	100%	24
WELLNOW URGENT CARE		23	1	4%	24
MED ONE AT SAINT AUGUSTINE		20	4	17%	24
MANORCARE HEALTH SERVICES - VENICE		20	4	17%	24
WESTMINSTER WOODS ON JULINGTON CREEK		22	2	8%	24
MEDCOMP SCIENCES			24	100%	24
University Hills health and Rehabilitation		15	9	38%	24
LATE HOURS URGENT CARE		11	13	54%	24
NEW SMYRNA BEACH URGENT CARE			24	100%	24
COURTYARDS OF ORLANDO		24			24
PENNSYLVANIA DEPT OF HEALTH		19	5	21%	24
AVENTIS BIO-SERVICES CTL		24			24
CERTUS MTD OPCP LLC		24			24
CDR MAGUIRE - MIAMI BEACH CC MISSION 17388		2	22	92%	24

COVID-19: testing by laboratory

Data through Dec 1, 2020 verified as of Dec 2, 2020 at 09:25 AM

Data in this report are provisional and subject to change.

The numbers in the table below represent the number of Florida and non-Florida residents for whom test results were received by the Department of Health. A person can be tested by more than one laboratory and can have both positive and negative results. **Therefore, the sum of the numbers in each column will be larger than the total number of people tested.**

Reporting lab	Inconclusive	Negative	Positive	Percent positive	Total
MEDLOGIC, LLC		3	21	88%	24
BAPTIST PRIMARY CARE, INC		21	2	9%	23
MINUTE CLINIC INCORPORATE		19	4	17%	23
INTERLACHEN PEDIATRICS PA		22	1	4%	23
NORTH FLORIDA PEDIATRICS		22	1	4%	23
PONTE VEDRA GARDENS		23			23
HR SARASOTA OPERATOR LLC		17	6	26%	23
WEST VOLUSIA FAMILY AND SPORTS MEDICINE		23			23
MEDEXPRESS URGENT CARE - CLEWISTON			23	100%	23
EGL GENETIC DIAGNOSTICS		1	22	96%	23
ISLAND COAST PEDIATRICS PA		22	1	4%	23
VILLAGE ON THE ISLE☐		21	2	9%	23
CENTRA CARE – LAKE NONA		3	20	87%	23
PROJECT HEALTH INC		17	6	26%	23
PALMS FACILITY INC		23			23
EXPRESS CARE OF BELLEVIEW		23			23
STATEN ISLAND UNIVERSITY HOSPITAL-POUCH		23			23
PARK WEST MEDICAL CENTER		22	1	4%	23
UF HEALTH NORTH JACKSONVILLE			23	100%	23
THE TERRACE OF JACKSONVILLE		3	20	87%	23
SERENADES IN THE VILLAGES		22	1	4%	23
WAVE CREST HEALTH AND REHABILITATION CENTER		23			23
UNIVERSITY HILLS HEALTH AND REHABILITATION CENTER		18	5	22%	23
SENIOR HEALTH OF WINTER PARK DUNDEE		23			23
Fernandina Beach Rehabilitation and Nursing Center		23			23
ACTIVE SENIOR LIVING		20	2	9%	22
FLORIDA PEDIATRICS		6	16	73%	22
ADVENTHEALTH EXPRESSCARE		21	1	5%	22
MOBILE DIVISION LABORATORY		7	15	68%	22
PULMONARY SPECIALISTS OF THE PALM BEACHES		15	7	32%	22
BROOKDALE UNIVERSITY HOSPITAL		21	1	5%	22
CARDIOLOGY AND MEDICINE ASSOCIATES		18	4	18%	22
NEMOURS CHILDREN'S CLINIC		22			22
PALM HARBOR FAMILY PRACTICE & WALK-IN		13	9	41%	22
BAPTIST HEALTH SOUTH FLORIDA - WEST BOCA URGENT CARE			22	100%	22
FIRST CHOICE PEDIATRICS LOOP		20	2	9%	22
FHMG–FLORIDA HOSPITAL MEDICAL GROUP		19	3	14%	22
Peninsula Care and Rehab		21	1	5%	22
LAKEVIEW TERRACE RETIREMENT COMMUNITY		21	1	5%	22
DIACARTA INC.		22			22
WUESTHOFF MEDICAL CENTER-MELBOURNE			22	100%	22
PENSACOLA PEDIATRICS - PACE		16	6	27%	22
QUICK CARE MED LLC		20	2	9%	22
HENNEPIN COUNTY MEDICAL CENTER (HCMC)		12	10	45%	22
MED COMP SCIENCES			22	100%	22
SUNQUEST		3	18	86%	21
ALZHEIMERS CARE CENTER OF VIERA LTD		8	13	62%	21

COVID-19: testing by laboratory

Data through Dec 1, 2020 verified as of Dec 2, 2020 at 09:25 AM

Data in this report are provisional and subject to change.

The numbers in the table below represent the number of Florida and non-Florida residents for whom test results were received by the Department of Health. A person can be tested by more than one laboratory and can have both positive and negative results. **Therefore, the sum of the numbers in each column will be larger than the total number of people tested.**

Reporting lab	Inconclusive	Negative	Positive	Percent positive	Total
CLINICAL PATHOLOGY LABORATORIES SOUTHEAST			21	100%	21
MINUTE CLINIC LLC #2216		20	1	5%	21
NORTH FLORIDA INTERNAL MEDICINE PA		17	4	19%	21
KEY PRIMARY CARE			21	100%	21
SOUTHERN LABORATORY		4	17	81%	21
PATHGROUP			21	100%	21
ST JUDE CHILDRENS RESEARCH HOSPITAL		21			21
SANDY PINES		20	1	5%	21
BOCA BIOLISTIC REFERENCE LAB			21	100%	21
REDI-MED WALK IN FAMILY CLINIC			21	100%	21
STATE LAB		2	19	90%	21
ADVENT HEALTH CENTRA CARE - APOPKA NORTH		10	11	52%	21
CLINICA HISPANA			21	100%	21
PENSACOLA PEDIATRICS, PA		19	2	10%	21
CENTRA CARE – SAND LAKE			21	100%	21
MADISON COUNTY MEMORIAL HOSP		12	9	43%	21
MINUTECLINIC DIAGNOSTIC OF RHODE ISLAND, LLC #212		21			21
EVERLYWELL		14	7	33%	21
AMERICAN FAMILY MEDICAL LLC		15	6	29%	21
NURSES HELPING HANDS INC ALF		21			21
CRANE CENTER		14	7	33%	21
VASSAR BROTHERS MEDICAL CENTER LABORATORY		20	1	5%	21
ADVENT HEALTH EXPRESS CARE		3	17	85%	20
PARAMOUNT URGENT CARE INC			20	100%	20
BARRY UNIVERSITY STUDENT HEALTH SERVICES		10	10	50%	20
HEARTLAND HEALTHCARE AND REHAB CENTER			20	100%	20
INTERNATIONAL MEDICAL LABORATORY		20			20
THE CHAPPEL GROUP RESEARCH		20			20
LABORATORY ALLIANCE OF CENTRAL NEW YORK		19	1	5%	20
UNION MEDICAL CARE		20			20
MONTEFIORE NEW ROCHELLE HOSPITAL		19	1	5%	20
FLORIDA PEDIATRIC GROUP		5	15	75%	20
UPMC CHAUTAUQUA AT WCA LABORATORY		19	1	5%	20
ZON BEACHSIDE LLC□		17	3	15%	20
CL BRUMBACK PRIMARY CARE CLINIC LANTANA		2	18	90%	20
CORAL GABLES HOSPITAL			20	100%	20
SAMANTHA WILSON CARE CENTER		20			20
PORT CHARLOTTE REHABILITATION CENTER		18	2	10%	20
CARITHERS PEDIATRIC GROUP		13	7	35%	20
NIGHT LITE PEDIATRICS CENTER LLC		8	12	60%	20
LONG ISLAND JEWISH MED CTR		19	1	5%	20
TAYLORVILLE FAMILY MEDICINE		15	5	25%	20
WEST ISLIP URGENT CARE		20			20
FINNISH AMERICAN REST HOME-ALF		19	1	5%	20
Margate Health and Rehabilitation Center		19	1	5%	20
TGH MEDICAL GROUP LABORATORY CARROLLWOOD			20	100%	20
MEDICAL EXPRESS CORP		18	2	10%	20

COVID-19: testing by laboratory

Data through Dec 1, 2020 verified as of Dec 2, 2020 at 09:25 AM

Data in this report are provisional and subject to change.

The numbers in the table below represent the number of Florida and non-Florida residents for whom test results were received by the Department of Health. A person can be tested by more than one laboratory and can have both positive and negative results. **Therefore, the sum of the numbers in each column will be larger than the total number of people tested.**

Reporting lab	Inconclusive	Negative	Positive	Percent positive	Total
MEDIPATH LLC			20	100%	20
FHMG- FLORIDA HOSPITAL MEDICAL GROUP		13	7	35%	20
HEALTHY MINORS, LLC.		20			20
CARENOW - DOWNTOWN NORTH GULCH		20			20
RIVER TOWN DIAGNOSTIC LLC		10	10	50%	20
GOOD SAMARITAN HOSPITAL LABORATORY		16	3	16%	19
Emory L Bennett State Veterans Nursing Home		18	1	5%	19
CENTRA CARE - DR. PHILLIPS		1	18	95%	19
LAB INTERMARKET FACILITY LAB		1	18	95%	19
ADVENT HEALTH - LAKE MARY PEDIATRICS		12	7	37%	19
LEESBURG PEDIATRICS		18	1	5%	19
ESOTERIX GENETIC LABORATORIES		16	3	16%	19
SOMERBY OF SANTA ROSA BEACH		18	1	5%	19
INTEGRATED REGIONAL LABORATORIES - LARGO			19	100%	19
MEDRITE URGENT CARE		12	7	37%	19
REDITUS LABORATORIES			19	100%	19
MED HEALTH SERVICES		18	1	5%	19
CENTRAL FLORIDA HEALTH CARE INC		2	17	89%	19
MILLENNIUM PHYSICIAN GROUP LLC		18	1	5%	19
LITTLE PINE PEDIATRICS PLLC		19			19
PREMISE HEALTH MIA			19	100%	19
BETHUNE-COOKMAN UNIVERSITY		1	18	95%	19
DOCTORS MEMORIAL FAMILY PRACTICE	2	14	3	16%	19
CARENOW LAKE MARY			19	100%	19
UNIVERSITY HOSPITAL		16	3	16%	19
LITTLE NECK URGENT CARE		19			19
ARDEN COURTS OF LARGO FL, LLC		16	3	16%	19
BROOKDALE PALMER RANCH	1	16	2	11%	19
INTERCOASTAL MEDICAL GROUP			19	100%	19
BAYVIEW MEDICAL		19			19
HEALTH CENTRAL PARK		19			19
STONE WASH CLINICAL LABORATORIES		2	17	89%	19
AMERICAN HOUSE SENIOR LIVING		18			18
TEN HEALTHCARE		3	15	83%	18
JAMES A HALEY VETERANS HOSPITAL			18	100%	18
POARCH BANC CREEK INDIANS TRIBAL HEALTH DEPARTMENT			18	100%	18
MINUTE CLINIC, LLC DBA MINUTECLINIC #4505		17	1	6%	18
TOTAL RENAL LABORATORIES INC		13	5	28%	18
KINDRED HOSPITAL THE PALM BEACHES		17	1	6%	18
MOORINGS PARK OAKSTONE AT GREY OAKS		17	1	6%	18
CLERMONT ADVENTHEALTH CENTRA CARE			18	100%	18
IMA MEDICAL GROUP		13	5	28%	18
ST PETER'S BENDER LABORATORY		18			18
SOLARIS SENIOR LIVING VERO BEACH		18			18
LEVY COUNTY DEPARTMENT OF HEALTH		17	1	6%	18
MADISON CORE LABORATORIES		17	1	6%	18
NOVANT HEALTH		14	4	22%	18

COVID-19: testing by laboratory

Data through Dec 1, 2020 verified as of Dec 2, 2020 at 09:25 AM

Data in this report are provisional and subject to change.

The numbers in the table below represent the number of Florida and non-Florida residents for whom test results were received by the Department of Health. A person can be tested by more than one laboratory and can have both positive and negative results. **Therefore, the sum of the numbers in each column will be larger than the total number of people tested.**

Reporting lab	Inconclusive	Negative	Positive	Percent positive	Total
SEMINOLE SPORTS AND FAMILY MEDICINE		18			18
XPRESS WELLNESS URGENT CARE			18	100%	18
JAMAICA HOSPITAL MEDICAL CENTER		18			18
ADVANCED MEDICAL GROUP			18	100%	18
PRACTICE MANAGEMENT OF AMERICA, INC.		2	16	89%	18
SEVEN RIVERS REGIONAL MEDICAL CENTER		5	13	72%	18
WOODS OF MANATEE SPRINGS INC, THE		18			18
JACKSON NORTH MEDICAL CENTER		2	16	89%	18
CROSSWINDS HEALTH AND REHABILITATION CENTER		18			18
TPCA CLINICAL LABORATORIES		15	3	17%	18
BAPTIST PRIMARY CARE INC		14	4	22%	18
FLORIDA DEPARTMENT OF HEALTH IN LAKE COUNTY		10	8	44%	18
ROYAL PALM SENIOR RESIDENCE		18			18
CARENOW URGENT CARE - LAKE MARY			17	100%	17
BOND CLINIC, PA		9	8	47%	17
PHYSICIANS STAT			17	100%	17
FLORIDA COMMUNITY HEALTH CENTER OF ST. LUCIE		1	16	94%	17
TITUSVILLE FAMILY PRACTICE		5	12	71%	17
MARATHON HEALTH FOR LIFE		15	2	12%	17
GASTROENTEROLOGY ASSOCIATES OF PENSACOLA PA		16	1	6%	17
INN AT THE FOUNTAINS, THE		15	2	12%	17
DAVID LAWRENCE CENTER		15	2	12%	17
MAYO CLINIC JACKSONVILLE			17	100%	17
AZALEA TRACE PHYSICIAN SERVICES		17			17
LAKELAND NURSING AND REHABILITATION CENTER			17	100%	17
CAREMED INTERNAL MEDICINE			17	100%	17
MAUREEN OROURKE-FUTEY			17	100%	17
HEARTLAND PEDIATRICS OF LAKE PLACID PA		11	6	35%	17
ASCENSION ST VINCENT'S PRIMARY CARE			17	100%	17
BAY PEDIATRICS PA		15	2	12%	17
PEDIATRICS IN BREVARD PA- ROCKLEDGE		11	6	35%	17
EC OPCO PENSACOLA, LLC		17			17
LINCOLN DIAGNOSTIC LAB		16	1	6%	17
CARESPOT		1	16	94%	17
STETSON UNIVERSITY STUDENT HEALTH CENTER		3	14	82%	17
LONG TERM CARE OF GULF BREEZE LLC		17			17
WALK IN MEDICAL URGENT CARE		17			17
BOND CLINIC, PA		4	13	76%	17
ISLAND URGENT CARE PLLC		17			17
CONSOLIDATED LAB SERVICES		8	9	53%	17
TGH URGENT CARE - RIVERVIEW			17	100%	17
CLERMONT HEALTH AND REHABILITATION CENTER		17			17
FELICIDAD MEDICAL CENTER			17	100%	17
SOUTHSIDE HOSPITAL NORTHWELL HEALTH LABORATORY		16	1	6%	17
PRIME HEALTH OF NORTH PORT LLC		15	2	12%	17
MINUTECLINIC, LLC #08366		15	2	12%	17
UVMCM MICROBIOLOGY		16	1	6%	17

COVID-19: testing by laboratory

Data through Dec 1, 2020 verified as of Dec 2, 2020 at 09:25 AM

Data in this report are provisional and subject to change.

The numbers in the table below represent the number of Florida and non-Florida residents for whom test results were received by the Department of Health. A person can be tested by more than one laboratory and can have both positive and negative results. **Therefore, the sum of the numbers in each column will be larger than the total number of people tested.**

Reporting lab	Inconclusive	Negative	Positive	Percent positive	Total
FLORIDA HEALTH CARE DELAND			16	100%	16
MAKO MEDICAL		14	2	13%	16
INTERNAL MEDICINE ASSOCIATES & SPECIALTIES INC		15	1	6%	16
ALL FLORIDA FAMILY & SPORTS MEDICINE		15	1	6%	16
FAWCETT MEMORIAL HOSPITAL LABORATORY			16	100%	16
FLORIDA HOSPITAL LABS		7	9	56%	16
PEDIATRIC HEALTH CARE ALLIANCE			16	100%	16
GRAMERCY PARK URGENT CARE		16			16
THE COMMONWEALTH OF MASSACHUSETTS			16	100%	16
WESTPAC LABS		1	15	94%	16
WILLOWBROOKE COURT AT ST ANDREWS ESTATES		12	4	25%	16
HEALTH CENTRAL HOSPITAL			16	100%	16
MILLENNIUM PHYSICIAN GRP LLC NAPLES PINE RIDGE			16	100%	16
WARDE MEDICAL LABORATORY		11	5	31%	16
LINCOLN MEDICAL AND MENTAL HEALTH CENTER		16			16
ACCESS 365 URGENT CARE		7	9	56%	16
XERA MED RESEARCH			16	100%	16
DISCOVERY VILLAGE AT MELBOURNE		15	1	6%	16
FLAGLER COLLEGE HEALTH SERVICES			16	100%	16
FLORIDA MEDICAL CLINIC LLC		16			16
TUKA PEDIATRICS		1	15	94%	16
WINDERMERE MEDICAL CENTER		13	3	19%	16
FAST TRACK URGENT CARE CENTER - TYRONE			16	100%	16
DCH REGIONAL MEDICAL CENTER LABORATORY		15	1	6%	16
MEDEXPRESS URGENT CARE - DELAND			16	100%	16
Life Care Center of Sarasota		8	8	50%	16
ST ELIZABETH MEDICAL CENTER LABORATORY		15	1	6%	16
LAKE HOUSE ASSISTED LIVING		13	3	19%	16
FARAH MEDICAL		16			16
URGENT CARE CLINIC OF LINCOLN		14	2	13%	16
EASTLAKE PEDIATRICS - TRINITY		15			15
CERRY OAK PALM BEACH COUNTY		15			15
DIATHERIX		13	2	13%	15
KEY WEST MEDICAL CENTER	1	14			15
ST CATHERINE OF SIENA HOSPITAL		14	1	7%	15
BROOKWOOD BAPTIST MEDICAL CENTER		14	1	7%	15
KINDRED AT HOME		12	3	20%	15
DEVELOPMENTAL DISABILITIES DEFENDANT PROGRAM		15			15
RITECARE MEDICAL CENTER			15	100%	15
LAKE HOWELL FAMILY MEDICINE ASSOCIATES		11	4	27%	15
JACOBI MEDICAL CENTER		15			15
HARMONY HEALTH OPCO, LLC		15			15
MED PLUS FLORENCE		11	4	27%	15
JA POC MANUAL SUBSECTION		15			15
HOLLEY-NAVARRE MEDICAL CLINIC		5	10	67%	15
ESTATES MEDICAL CENTER		12	3	20%	15
TELEVISIT MALABAR PEDIATRICS		5	10	67%	15

COVID-19: testing by laboratory

Data through Dec 1, 2020 verified as of Dec 2, 2020 at 09:25 AM

Data in this report are provisional and subject to change.

The numbers in the table below represent the number of Florida and non-Florida residents for whom test results were received by the Department of Health. A person can be tested by more than one laboratory and can have both positive and negative results. **Therefore, the sum of the numbers in each column will be larger than the total number of people tested.**

Reporting lab	Inconclusive	Negative	Positive	Percent positive	Total
SINAI HOSPITAL OF BALTIMORE		15			15
SOLARIS SENIOR LIVING OF MERRITT ISLAND		15			15
ASURANCE SCIENTIFIC LABORATORIES		15			15
CARE CENTERS OF NASSAU		14	1	7%	15
ROCKLEDGE FAMILY HEALTH			15	100%	15
ADVENT HEALTH - ZEPHYRHILLS			15	100%	15
ANDALUSIA HEALTH		7	8	53%	15
ADVENT HEALTH CENTRA CARE - LAKE BUENA VISTA			15	100%	15
VETERANS AFFAIRS MEDICAL CENTER - NEW YORK HARBOR		14	1	7%	15
CORAL REEF NURSING & REHAB CENTER		15			15
FLAGLER HOSPITAL INC	2		13	87%	15
NIGHT LITE PEDIATRIC CENTER		8	7	47%	15
ORLANDO HEALTH		2	13	87%	15
UNION MEDICAL CARE PLLC		15			15
MILTON 4707		15			15
RIVERHEAD URGENT CARE		15			15
HODGES CLUSTER		2	13	87%	15
BOZEMAN HEALTH DEACONESS HOSPITAL		12	3	20%	15
ASTORIA HEALTH AND REHABILITATION CENTER		13	1	7%	14
NORTH CAROLINA DEPARTMENT OF HEALTH & HUMAN SERVICES			14	100%	14
LIFE CARE CENTER OF JACKSONVILLE			14	100%	14
NORTH FLORIDA PEDIATRICS - JACKSONVILLE		14			14
CALHOUN LIBERTY HOSPITAL			14	100%	14
NEW YORK PRESBYTERIAN - ALLEN HOSPITAL		14			14
PINELLAS COUNTY JAIL			14	100%	14
SIGNATURE HEALTHCARE OF ORANGE PARK		14			14
FLORIDA HEART & VASCULAR MULTISPECIALTY GROUP PA		12	2	14%	14
POLK CHD BARTOW		13	1	7%	14
BENTON HOUSE OF PORT ORANGE		8	6	43%	14
FAMILY CARE CENTER OF ARLINGTON		9	5	36%	14
OKEECHOBEE HEALTHCARE FACILITY			14	100%	14
AU HEALTH		10	4	29%	14
UAH STUDENT HEALTH CENTER		9	5	36%	14
HEALTHFIRST ADVENT HEALTH CENTRA CARE COCOA BEACH			14	100%	14
CHARLES CROFT MD	1	13			14
THE CANOPY AT HARPER LAKE	1		13	93%	14
FAMILY CARE PARTNERS OF NE FLORIDA LLC		3	11	79%	14
COLONY CLUB ALF,THE		14			14
MEDEMERGE		13	1	7%	14
HOLISTIX TREATMENT CENTERS		12	2	14%	14
ERIC C MARSHAL MD, PC DBA MINUTECLINIC		13	1	7%	14
STEWART MEDICAL GROUP, INC		14			14
AFTER HOURS PEDIATRICS			14	100%	14
NOVANT HEALTH GOHEALTH URGENT CARE-HARRISBURG		7	7	50%	14
WASHINGTON REHAB AND NURSING		14			14
BOCA SIMON		2	12	86%	14
APOLLOMDX LABS		1	13	93%	14

COVID-19: testing by laboratory

Data through Dec 1, 2020 verified as of Dec 2, 2020 at 09:25 AM

Data in this report are provisional and subject to change.

The numbers in the table below represent the number of Florida and non-Florida residents for whom test results were received by the Department of Health. A person can be tested by more than one laboratory and can have both positive and negative results. **Therefore, the sum of the numbers in each column will be larger than the total number of people tested.**

Reporting lab	Inconclusive	Negative	Positive	Percent positive	Total
HARBORCHASE OF NAPLES		14			14
MANOR CARE OF PALM HARBOR		14			14
EMERGENCY PHYSICIANS MEDICAL CENTER LLC		6	8	57%	14
UM MILLER SCHOOL OF MEDICINE			14	100%	14
BIOREFERENCE LABORATORIES		1	13	93%	14
MARQUIS LABS, LLC		14			14
JOHNS HOPKINS CHILDREN'S HOSPITAL			14	100%	14
NCH DOWNTOWN NAPLES HOSPITAL		1	13	93%	14
GREEN GABLES ASSISTED LIVING FACILITY		14			14
HORIZON ALF		14			14
MY CLINICAL LAB INC		4	10	71%	14
PANAMA PHARMACY	1	11	2	14%	14
WALGREEN EASTERN CO, INC		14			14
FLORIDA STATE HOSPITAL			13	100%	13
EPIPHANY HEALTH		7	6	46%	13
ADVANCED URGENT CARE		11	2	15%	13
SRMC AVALON		9	4	31%	13
RESTORE HEALTH URGENT CARE		2	11	85%	13
AURORA DIAGNOSTICS		2	11	85%	13
AMMON ANALYTICAL LABORATORIES		12	1	8%	13
HUNT CLUB MEDICAL		12	1	8%	13
IN-OFFICE LAB		12	1	8%	13
GOOD HEARTS COVID TESTING			13	100%	13
FLORIDA HEALTH CARE PLANS INC		1	12	92%	13
HARMONY CLINIC		1	12	92%	13
LAKE CITY VA MEDICAL CENTER			13	100%	13
VILLA OF KINGS AND QUEENS OF DELRAY		13			13
GRAND VILLA OF ST. PETERSBURG		11	2	15%	13
ST. JUDES LABORATORIES		12	1	8%	13
GLEN COVE HOSPITAL		13			13
CLINICAL LABORATORY SERVICES			13	100%	13
CARESPOT OF NOCATEE			13	100%	13
PINES NURSING HOME		12	1	8%	13
ESCAMBIA COMMUNITY CLINIC		2	11	85%	13
BEACHES PEDIATRICS PA		12	1	8%	13
CDR MAGUIRE INC	1	2	10	77%	13
INNOVATION CLINICAL TRIALS, INC			13	100%	13
PLAINVIEW URGENT CARE		12	1	8%	13
NO NAME		8	5	38%	13
WELLINGTON FAMILY PRACTICE		13			13
FINLAY C. LABORATORY		3	10	77%	13
Coastal Health and Rehabilitation Center		12	1	8%	13
BULLS HEAD URGENT CARE		13			13
CONNECTDX		3	10	77%	13
OPIS ISLAND LAKE CENTER		13			13
DALE MEDICAL CENTER		9	4	31%	13
TAVARES PEDIATRICS		11	2	15%	13

COVID-19: testing by laboratory

Data through Dec 1, 2020 verified as of Dec 2, 2020 at 09:25 AM

Data in this report are provisional and subject to change.

The numbers in the table below represent the number of Florida and non-Florida residents for whom test results were received by the Department of Health. A person can be tested by more than one laboratory and can have both positive and negative results. **Therefore, the sum of the numbers in each column will be larger than the total number of people tested.**

Reporting lab	Inconclusive	Negative	Positive	Percent positive	Total
SUNLAND MARIANNA COX MEDICAL CENTER		13			13
NORTH CENTRAL BRONX HOSPITAL		12	1	8%	13
SOUTHEAST FAMILY HEALTHCARE CENTER			13	100%	13
HARBORCHASE OF WELLINGTON CROSSING		12	1	8%	13
MERIDIAN AT WATERWAYS, THE		10	2	17%	12
PARKWEST MEDICAL CENTER		10	2	17%	12
NEWYORK-PRESBYTERIAN/ LAWRENCE HOSPITAL LABORATORY		11	1	8%	12
BONIFAY NURSING AND REHABILITATION CENTER			12	100%	12
SAMFORD UNIVERSITY HEALTH SERVICES		11	1	8%	12
MEDEXPRESS URGENT CARE OF BOYNTON BEACH LLC		1	11	92%	12
HUDSON VALLEY HOSPITAL CENTER LABORATORY		11	1	8%	12
PALM BAY PEDIATRICS		1	11	92%	12
MEDIQUICK URGENT CARE CENTERS INC			12	100%	12
VPA PC LAB		12			12
BAPTIST MEDICAL CENTER EAST		9	3	25%	12
INTERSCIENCE DIAGNOSTIC LABORATORY		12			12
IREPERTOIRE_MOL_LAB		12			12
HELIX DIAGNOSTICS			12	100%	12
REGENEXX TAMPA BAY		11	1	8%	12
PRIMECARE OF DOTHAN-DALEVILLE CLINIC		10	2	17%	12
NAPLES GREEN VILLAGE		12			12
MCWHORTER SCHOOL OF PHARMACY		12			12
CAPE REGIONAL MEDICAL CENTER		12			12
MIAMI VA HEALTHCARE SYSTEM			12	100%	12
APPLE DIAGNOSTICS LAB		5	7	58%	12
DYNAMIC DNA LAB		1	11	92%	12
AMERICAN ESOTERIC LABORATORIES			12	100%	12
JERICOHO URGENT CARE		12			12
SARASOTA MEMORIAL NURSING & REHABILITATION CTR		12			12
BROWARD DIALYSIS			12	100%	12
CANTON-POTSDAM HOSPITAL LABORATORY		12			12
FLORIDA DEPARTMENT OF HEALTH IN HILLSBOROUGH COUNTY			12	100%	12
PROMEDICA LABORATORIES		11	1	8%	12
LONG ISLAND JEWISH VALLEY STREAM		12			12
CVS			12	100%	12
PREMIER MEDICAL ASSOCIATES ALL FLORIDA LLC		12			12
ISLAND DOCTORS			12	100%	12
LIFE CARE OF PORT SAINT LUCIE		3	9	75%	12
LAKE PARK OF MADISON		11	1	8%	12
DISCOVERY VILLAGE AT NAPLES		12			12
LEON CHD		12			12
FAMILY CARE CYPRESS CREEK		1	11	92%	12
NEW YORK METHODIST HOSPITAL		12			12
FG RAPID RESULTS		12			12
ADVENT HEALTH PARTIN SETTLEMENT HEALTH PARK		7	5	42%	12
CENTRAL FLORIDA PEDIATRICS		5	7	58%	12
CLEVELAND CLINIC			12	100%	12

COVID-19: testing by laboratory

Data through Dec 1, 2020 verified as of Dec 2, 2020 at 09:25 AM

Data in this report are provisional and subject to change.

The numbers in the table below represent the number of Florida and non-Florida residents for whom test results were received by the Department of Health. A person can be tested by more than one laboratory and can have both positive and negative results. **Therefore, the sum of the numbers in each column will be larger than the total number of people tested.**

Reporting lab	Inconclusive	Negative	Positive	Percent positive	Total
ADVENT HEALTH PRIMARY CARE PLUS, WINTER GARDEN		10	2	17%	12
SHELBY COUNTY HEALTH CARE CORPORATION		9	3	25%	12
FLORIDA DEPARMENT OF HEALTH CLAY COUNTY			12	100%	12
GLEN OAKS HEALTH AND REHABILITATION CENTER			12	100%	12
COLORADO DEPARTMENT OF HEALTH LABORATORY SERVICES DIVISION			12	100%	12
HARBOUR ISLAND PEDIATRICS		9	3	25%	12
UNIVERSITY LAB			12	100%	12
MELBOURNE FAMILY PRACTICE		11	1	8%	12
CALADIUM PEDIATRICS		11	1	8%	12
LAKE WALES OPERATING GROUP LLC		11	1	8%	12
FLORIDA DEPT OF HEALTH		4	8	67%	12
FLAGLER HOSPITAL LABORATORY		2	10	83%	12
FUNGAL REFERENCE LABORATORY		12			12
MI2297090CV HOLLAND-23D2189684		12			12
FAST TRACK URGENT CARE CENTER - DOWNTOWN			11	100%	11
SENIOR LIVING VII TAMPA LLC	1	5	5	45%	11
North Lake Care Center		11			11
CORE LABORATORY		1	10	91%	11
STATEN ISLAND UNIVERSITY HOSPITAL		11			11
LONG BEACH URGENT CARE		11			11
FORT WALTON BEACH DEVELOPMENTAL CENTER		10	1	9%	11
COUNTY OF LOS ANGELES			11	100%	11
HCSO OCCUPATIONAL HEALTH AND WELLNESS CENTER		8	3	27%	11
CARE FAST MURABELLA		7	4	36%	11
BROOKLYN HOSPITAL CENTER DOWNTOWN CAMPUS		11			11
FORT SANDERS REGIONAL LABORATORY		11			11
DIAGNOSTIC & CLINICAL CARE SERVICES INC DBA		11			11
Centre Pointe Health and Rehabilitation Center		11			11
SPEARHEAD MEDICAL			11	100%	11
SHELBY BAPTIST MEDICAL CENTER		6	5	45%	11
SUNCOAST URGENT CARE			11	100%	11
REGENCY SQUARE MALL - SEARS		1	10	91%	11
PALMS MEDICAL GROUP - LAKE CITY WEST		3	8	73%	11
COOPER FAMILY MEDICAL PLLC		8	3	27%	11
FAMILY HEALTH CENTERS OF SOUTHWEST FLORIDA INC			11	100%	11
WINTER PARK CARE AND REHABILITATION			11	100%	11
DMH STEINHATCHEE FAMILY MEDICINE		8	3	27%	11
FAMILY HEALTH CENTERS OF SWF LABS		1	10	91%	11
WHITE WILSON MEDICAL CENTER IMMEDIATE CARE			11	100%	11
OPPENHEIMER PLASTIC SURGERY LLC		11			11
TOTTENVILLE CIRCLE URGENT CARE		11			11
ERDOX		11			11
UNIVERSITY CENTRA CARE		10	1	9%	11
WALGREEN		3	8	73%	11
MASSACHUSETTS GENERAL HOSPITAL		1	10	91%	11
CHILDREN'S MEDICAL CENTER			11	100%	11
ELMCROFT OF BELLA VITA		11			11

COVID-19: testing by laboratory

Data through Dec 1, 2020 verified as of Dec 2, 2020 at 09:25 AM

Data in this report are provisional and subject to change.

The numbers in the table below represent the number of Florida and non-Florida residents for whom test results were received by the Department of Health. A person can be tested by more than one laboratory and can have both positive and negative results. **Therefore, the sum of the numbers in each column will be larger than the total number of people tested.**

Reporting lab	Inconclusive	Negative	Positive	Percent positive	Total
ADVANCED MEDICAL OF NAPLES LLC			11	100%	11
KAPG ST AUGUSTINE SENIOR HOUSING OPCO LLC		11			11
QUOTIENT SCIENCES LABS LLC			11	100%	11
TROPICANA		5	6	55%	11
NIGHT LITE PEDIATRICS CENTER, LLC		1	10	91%	11
PALM BEACH PATHOLOGY		9	2	18%	11
HENDRY REGIONAL CORPORATE HEALTH			11	100%	11
SEVEN HILLS HEALTH AND REHABILITATION CENTER		11			11
ST JOSEPH HOSPITAL		10	1	9%	11
TALLAHASSEE DEVELOPMENTAL CENTER☐		11			11
RENAISSANCE SENIOR LIVING		11			11
ST VINCENT'S EAST		10	1	9%	11
OAK MANOR NURSING HOME		10	1	9%	11
BRYAN WHITFIELD MEMORIAL HOSPITAL		7	4	36%	11
TREASURE COAST URGENT CARE			11	100%	11
ORANGE REGIONAL MEDICAL CENTER LABORATORY		9	2	18%	11
THE TERRACE OF SAINT CLOUD		9	2	18%	11
BRENTWOOD RETIREMENT COMMUNITY		9	2	18%	11
HAWTHORN HOUSE☐		9	2	18%	11
MAINSTREET FAMILY SELECT		1	10	91%	11
FHCP-PORT ORANGE		3	8	73%	11
CBC LAB		3	7	70%	10
ARCPPOINT LABS OF SARASOTA MANATEE			10	100%	10
SOUTHEASTERN LABORATORY			10	100%	10
LAKE MARY KIDS CENTRA CARE			10	100%	10
CREATIVE TESTING SOLUTIONS		3	7	70%	10
ODYSSEY HEALTHCARE OF MARION COUNTY, LLC		10			10
PINELLAS COUNTY HEALTH DEPARTMENT		2	8	80%	10
LAKE NONA MEDICAL SERVICES		3	7	70%	10
ROCKLEDGE		1	9	90%	10
NORTH FLORIDA SPINE AND WELLNESS		10			10
BROWARD HEALTH IMPERIAL POINT NURSING			10	100%	10
BELLEVUE HOSPITAL CENTER DEPARTMENT		10			10
BROWARD HEALTH CARE			10	100%	10
PEDIATRIC HEALTH CARE ALLIANCE, P.A.			10	100%	10
ALABAMA CLINICS		3	7	70%	10
AFTER HOURS PEDIATRICS INC			10	100%	10
LEHIGH VALLEY HOSPITAL		3	7	70%	10
HEALTH MED CENTERS		10			10
LAKE BALDWIN CBOC		9	1	10%	10
SUNRISE URGENT CARE ASSOCIATES LLC D/B/A		7	3	30%	10
WILLOW BROOKE COURT AT AZALEA TRACE		10			10
HCR MANORCARE		10			10
BLOUNT MEMORIAL HOSPITAL		9	1	10%	10
WEST BROWARD CARE CENTER		9	1	10%	10
CSL PLASMA INC		1	9	90%	10
COLONY CARE CENTER		3	7	70%	10

COVID-19: testing by laboratory

Data through Dec 1, 2020 verified as of Dec 2, 2020 at 09:25 AM

Data in this report are provisional and subject to change.

The numbers in the table below represent the number of Florida and non-Florida residents for whom test results were received by the Department of Health. A person can be tested by more than one laboratory and can have both positive and negative results. **Therefore, the sum of the numbers in each column will be larger than the total number of people tested.**

Reporting lab	Inconclusive	Negative	Positive	Percent positive	Total
COMMUNITY HEALTH CENTER		2	8	80%	10
CORE BIO LABS		5	5	50%	10
NAPHCARE, INC.			10	100%	10
Bayside Health and Rehabilitation		9	1	10%	10
GADSDEN REGIONAL MEDICAL CENTER		10			10
MHHS All Lab Subsection		10			10
EMERALD COAST BEHAVIORAL HOSPITAL		10			10
BISHOP GRADY VILLAS		10			10
MANOR CARE OF BOYNTON BEACH LLC		10			10
CARDIOLOGY AND MEDICINE ASSOCIATES INC		10			10
NORTH OKALOOSA PHYSICIAN GROUP		10			10
ACADIAN DIAGNOSTIC LABORATORIES		8	2	20%	10
EMERALD COAST HOSPICE - CRESTVIEW		10			10
AVANTE ST CLOUD		7	3	30%	10
COVANCE CENTRAL LABORATORY			10	100%	10
Golfview Healthcare Center		10			10
MEDFAST URGENT CARE CENTERS			10	100%	10
NEW JERSEY DEPARTMENT OF HEALTH COMMUNICABLE DISEASE SERVICE		3	7	70%	10
APPALACHIAN REGIONAL HEALTHCARE SYSTEM		10			10
BRANDON COMMUNITY HEALTH CENTER		3	7	70%	10
NORTH PINELLAS CHILDRENS MEDICAL CENTER			10	100%	10
PALMETTO PEDIATRICS			10	100%	10
MEDICAL LABORATORY DIAGNOSTICS			10	100%	10
BEAUMONT LABORATORY			10	100%	10
PORT SAINT JOHN FAMILY PRACTICE		6	4	40%	10
WATERCREST ST LUCIE WEST		10			10
URGENT CARE WEST CLINIC		8	2	20%	10
UMHC/SYLVESTER AT KENDALL		1	9	90%	10
PRATTVILLE BAPTIST HOSPITAL		9	1	10%	10
CHIPOLA MEDICAL ASSOCIATES		2	8	80%	10
RJ LEE GROUP		10			10
BETHESDA HEALTH PHYSICIAN GROUP INC			10	100%	10
EMERALD COAST PEDIATRICS			10	100%	10
AIM LABORATORIES			10	100%	10
CHILDREN'S HEALTH CENTER INC.		7	2	22%	9
MINUTECLINIC DIAGNOSTIC OF RHODE ISLAND, LLC #590		9			9
ALAN L MELOTEK MD		9			9
GCPM MANUAL MICROBIOLOGY		1	8	89%	9
CHAMBREL AT ISLAND LAKE		9			9
MOUNT DORA PEDIATRICS		8	1	11%	9
MEDEX REGIONAL LABORATORIES LLC		1	8	89%	9
BUREAU OF PUBLIC HEALTH		1	8	89%	9
LAKE NONA MEDICAL SERVICE LLC		9			9
TMH PHYSICIAN PARTNERS - MONTICELLO		8	1	11%	9
CAREHERE- LCS LEESBURG			9	100%	9
PLYMOUTH HARBOR INCORPORATED		9			9
SOUTHEASTERN OUTPATIENT SURGERY CENTER		9			9

COVID-19: testing by laboratory

Data through Dec 1, 2020 verified as of Dec 2, 2020 at 09:25 AM

Data in this report are provisional and subject to change.

The numbers in the table below represent the number of Florida and non-Florida residents for whom test results were received by the Department of Health. A person can be tested by more than one laboratory and can have both positive and negative results. **Therefore, the sum of the numbers in each column will be larger than the total number of people tested.**

Reporting lab	Inconclusive	Negative	Positive	Percent positive	Total
RIVERSIDE MEDICAL GROUP		8	1	11%	9
Z UROLOGY		9			9
BAYONET POINT HOSPITAL			9	100%	9
ADVENT HEALTH - WINTER HAVEN		5	4	44%	9
LAB UNKNOWN			9	100%	9
PRECISION GENETICS			9	100%	9
MAITLAND PRIMARY CARE		9			9
PATHOGENIUS LABORATORIES		2	7	78%	9
UR CARE FAMILY AND SPORTS MEDICINE			9	100%	9
LYSTER ACH FT RUCKER AL		8	1	11%	9
BLISS HEALTHCARE SERVICES			9	100%	9
CARENOW URGENT CARE-MT JULIET		8	1	11%	9
VILLAGE PLACE HEALTH AND REHAB		9			9
MAGNOLIA PEDIATRICS		2	7	78%	9
MARQUES PEDIATRICS			9	100%	9
UNAVAILABLE/UNKNOWN/NO INFORMATION FOUND			9	100%	9
CHEMISYS LABORATORIES		1	8	89%	9
BONIFAY NURSING AND REHAB CENTER			9	100%	9
COLORADO DEPARTMENT OF PUBLIC HEALTH AND ENVIRONMENT			9	100%	9
PHELPS HOSPITAL LABORATORY		9			9
FRICKS PHARMACY		8	1	11%	9
Maury Regional Hospital		6	3	33%	9
ARNOT OGDEN MEDICAL CENTER LABORATORY		9			9
THE TRADITION OF THE PALM BEACHES		9			9
LUCID DIAGNOSTICS LABS			9	100%	9
OMNI			9	100%	9
BOCA RATON REGIONAL HOSPITAL LAB			9	100%	9
FIRST CHOICE PEDIATRICS WINTER SPRINGS		9			9
INN AT LAKE SEMINOLE SQUARE, THE		9			9
ADVENT HEALTH - KISSIMMEE			9	100%	9
MICHIGAN DEPARTMENT OF HEALTH AND HUMAN SERVICES			9	100%	9
SONATA COCONUT CREEK		7	2	22%	9
PEDIATRIC HEALTH CARE ALLIANCE PA			9	100%	9
CRUCIAL CARE		7	2	22%	9
BASSETTI & ASSOCIATES, MD, PA			9	100%	9
MID-FLORIDA PATHOLOGY, LLC		9			9
MORTON PLANT MEASE			9	100%	9
SUNNY HILLS ALF OF SEBRING INC		8	1	11%	9
JEFFERSON K-12, A SOMERSET SCHOOL- CLINIC		8	1	11%	9
LPG PEDIATRICS AT PAGE FIELD		9			9
EASTERN SHORE URGENT CARE		5	3	38%	8
BEAUMONT EMERGENCY CENTER			8	100%	8
Cleveland Clinic Laboratories		4	4	50%	8
OHIO CVS STORES, LLC DBA		8			8
CANTERFIELD OF CLAY COUNTY		8			8
DOCTOR'S IN HOUSE LAB			8	100%	8
RICHMOND UNIVERSITY MEDICAL CENTER		7	1	13%	8

COVID-19: testing by laboratory

Data through Dec 1, 2020 verified as of Dec 2, 2020 at 09:25 AM

Data in this report are provisional and subject to change.

The numbers in the table below represent the number of Florida and non-Florida residents for whom test results were received by the Department of Health. A person can be tested by more than one laboratory and can have both positive and negative results. **Therefore, the sum of the numbers in each column will be larger than the total number of people tested.**

Reporting lab	Inconclusive	Negative	Positive	Percent positive	Total
NORTHERN WESTCHESTER HOSPITAL LABORATORY		7	1	13%	8
WACO HHSSURGEWACO	1	6	1	13%	8
ALLINA HEALTH - ABBOTT NORTHWESTERN HOSPITAL		5	3	38%	8
MINUTECLINIC DIAGNOSTICS MEDICAL GROUP		8			8
GLEN OAKS URGENT CARE		8			8
KINDRED HOSPITAL		7	1	13%	8
MARKET STREET VIERA		8			8
ORMOND BEACH CENTRA CARE			8	100%	8
BAPTIST OUTPATIENT			8	100%	8
ST. JOSEPH HOSPITAL AND HEALTH CARE INC.			8	100%	8
REDMED CLINIC OF ARLINGTON		7	1	13%	8
BRIDGEVIEW CENTER LLC		6	2	25%	8
AMBRY GENETICS CORPORATION		8			8
INTERNAL MEDICINE ASSOCIATES OF JACKSON HOSPITAL			8	100%	8
HOLY NAME MEDICAL CENTER	1	6	1	13%	8
COLLIER COUNTY HEALTH DEPT.		4	4	50%	8
LIFE CARE CITRUS COUNTY			8	100%	8
THE WOLFF CENTER FOR CHILD & ADOLESCENT HEALTH			8	100%	8
PIONEER CLINICAL LAB LLC		6	2	25%	8
ROBERT WOOD JOHNSON HOSPITAL		7	1	13%	8
MERCY MEDICAL CENTER		3	5	63%	8
METHODIST MEDICAL CENTER		6	2	25%	8
MOSOLF PEDIATRICS			8	100%	8
PATEL MEDICAL VENTURES		7	1	13%	8
MICHIGAN DEPARTMENT OF COMMUNITY HEALTH		1	7	88%	8
SYLVESTER AT PLANTATION LABORATORY		7	1	13%	8
MINUTE CLINIC DIAGNOSTIC OF VIRGINIA		5	3	38%	8
UNIVERSITY MEDICAL CENTER		8			8
VETERAN AFFAIRS MEDICAL CENTER - JAMES J PETERS		6	2	25%	8
EXECUTIVE MEDICAL SERVICES		8			8
SYNIVERSE WELLNESS CENTER		6	2	25%	8
ST ANTHONYS REHABILITATION HOSPITAL		7	1	13%	8
FLORIDA HOSPITAL WINTER GARDEN		7	1	13%	8
SUSANNA WESLEY HEALTH CENTER		8			8
GOLISANO CHILDREN'S HOSPITAL OF SOUTHWEST FLORIDA		6	2	25%	8
SAMARITAN MEDICAL CENTER		8			8
ROADS PEDIATRICS,LLC		7	1	13%	8
ARTHREX MEDICAL CENTER		5	3	38%	8
SAN JOSE SENIOR CARE LLC		5	3	38%	8
JUST FOR KIDS PEDIATRICS		2	6	75%	8
RAINBOW PEDIATRICS			8	100%	8
MONTEFIORE ST LUKE'S CORNWALL HOSPITAL		7	1	13%	8
GRAND OAKS OF PALM CITY LLC		8			8
ANY LAB TEST NOW INC			8	100%	8
MID-HUDSON VALLEY DIVISION OF WESTCHESTER MEDICAL		8			8
FLUSHING HOSPITAL MEDICAL CENTER		6	2	25%	8
WHITE SANDS OUTPATIENT SERVICES (WSOP SERVICES LLC		8			8

COVID-19: testing by laboratory

Data through Dec 1, 2020 verified as of Dec 2, 2020 at 09:25 AM

Data in this report are provisional and subject to change.

The numbers in the table below represent the number of Florida and non-Florida residents for whom test results were received by the Department of Health. A person can be tested by more than one laboratory and can have both positive and negative results. **Therefore, the sum of the numbers in each column will be larger than the total number of people tested.**

Reporting lab	Inconclusive	Negative	Positive	Percent positive	Total
GENE STREET LABORATORIES, LLC		6	2	25%	8
FHCP-ORANGE CITY			8	100%	8
MERCY MEDICAL URGENT CARE CENTER INC		2	6	75%	8
JX REF LAB			8	100%	8
TOTAL ACCESS URGENT CARE			8	100%	8
VENICE REGIONAL MEDICAL CENTER BAYFRONT HEALTH		3	5	63%	8
ATLANTIC CONSOLIDATED LABORATORY		8			8
HARBORCHASE OF DR PHILLIPS		7	1	13%	8
ALACHUA COUNTY HEALTH DEPARTMENT		1	7	88%	8
NATURE COAST REGIONAL MEDICAL CENTER			8	100%	8
BOND CLINIC PA PEDIATRICS DEPT		8			8
GROWING TOGETHER PEDIATRICS, LLC		7	1	13%	8
STATEN ISLAND UNIVERSITY HOSPITAL SEGUINE AVE		8			8
INNOVATIVE RESEARCH OF WEST FLORIDA		6	2	25%	8
LAKEVIEW INTERNAL MEDICINE		4	4	50%	8
LEE COUNTY SCHOOL DISTRICT		8			8
MEDEXPRESS URGENT CARE - WEST TAMPA			8	100%	8
GENEUS DIAGNOSTICS			8	100%	8
CYPRESS POINT LIVING, LLC		7	1	13%	8
AMELIA EXPRESS CARE LLC		8			8
DOCTOR'S IN-HOUSE LAB/COMMUNITY HEALTH CENTERS OF PINELLAS – CLEARWATE			8	100%	8
X-GENE MOLECULAR LABS		1	7	88%	8
CIAN DIAGNOSTICS			8	100%	8
PARROTT MEDICAL CLINIC			8	100%	8
NEMOURS CHILDREN'S URGENT CARE, ORLANDO - WATERFORD LAKES			8	100%	8
ADVENT HEALTH - CARROLLWOOD		1	7	88%	8
HEALTHMARK REGIONAL HOSPITAL LAB		4	4	50%	8
UC HEALTH UNIVERSITY HOSPITAL		7	1	13%	8
TOWERS HOME CARE☐		8			8
MORRIS PARK URGENT CARE		5	3	38%	8
CAPE CORAL HOSPITAL ABG LABORATORY		2	6	75%	8
JFK MEDICAL CENTER NORTH LAB		1	7	88%	8
TRUE HEALTH DIAGNOSTICS		1	6	86%	7
MONTEFIORE NYACK HOSPITAL AFFILIATED LABORATORY		7			7
NEUROINTERNATIONAL SARASOTA		6	1	14%	7
LAKEVIEW HEALTH SYSTEMS			7	100%	7
WELLMED AT PORT ST LUCIE WEST		6	1	14%	7
AVON PARK PEDIATRICS			7	100%	7
MD NOW MEDICAL CENTERS INC			7	100%	7
FAMILY AND INTERNAL MEDICINE AT AVALON PARK		5	2	29%	7
FLORIDA HOSPITAL KISSIMMEE		4	3	43%	7
EMERGENCY MEDICAL CENTER		2	5	71%	7
RIVER OAKS TREATMENT CENTER			7	100%	7
OSPREY VILLAGE AT AMELIA ISLAND LTD		7			7
MACKOUL PEDIATRICS FORT MYERS			7	100%	7
VETERANS AFFAIRS MEDICAL CENTER - OUTPATIENT			7	100%	7
LEPE'S HOUSE			7	100%	7

COVID-19: testing by laboratory

Data through Dec 1, 2020 verified as of Dec 2, 2020 at 09:25 AM

Data in this report are provisional and subject to change.

The numbers in the table below represent the number of Florida and non-Florida residents for whom test results were received by the Department of Health. A person can be tested by more than one laboratory and can have both positive and negative results. **Therefore, the sum of the numbers in each column will be larger than the total number of people tested.**

Reporting lab	Inconclusive	Negative	Positive	Percent positive	Total
MADISON COUNTY MEMORIAL HOSPITAL LABORATORY		7			7
ROBERT H JENKINS JR VETERANS' DOMICILIARY HOME OF		7			7
MINUTECLINIC DIAGNOSTIC		7			7
WEINBERG VILLAGE		7			7
JOHNS HOPKINS MEDICAL LABORATORIES		1	6	86%	7
CARENOW URGENT CARE-MADISON		7			7
MEDEX MEDICAL EXPRESS OF PALATKA LLC			7	100%	7
VIRTUA VOORHEES HOSPITAL		5	2	29%	7
MOLECULAR PATHOLOGY LABORATORY			7	100%	7
ALACHUA			7	100%	7
FLORIDA CLINICAL LAB			7	100%	7
MEDRITE MEDICAL CARE, PC		1	6	86%	7
DEPARTMENT OF HEALTH- CITRUS COUNTY			7	100%	7
SOUTH NASSAU COMMUNITIES HOSPITAL		5	2	29%	7
OAKBROOK HEALTH AND REHABILITATION CENTER	1	6			7
HEARTLAND PEDIATRICS OF LAKE PLACID			7	100%	7
NOVANT HEALTH INPATIENT CARE		2	5	71%	7
SUPERIOR RESIDENCES OF PANAMA CITY BEACH		6	1	14%	7
LABORATORY SPECIALIST OF MICHIGAN			7	100%	7
DOH-TAMPA BRANCH LABORATORY (MLK BLVD)		3	4	57%	7
RAINBOW PEDIATRIC CENTER		1	6	86%	7
LEE COUNTY HEALTH DEPARTMENT		4	3	43%	7
ALLEGRO - TAMPA	1	4	2	29%	7
DIAGNOSTIC CLINIC		6	1	14%	7
MIDMICHIGAN MEDICAL CENTER			7	100%	7
INSTITUTE OF PATHOLOGY KINGS COUNTY		7			7
ADVANCED DIAGNOSTIC LABORATORY			7	100%	7
AUBURN COMMUNITY HOSPITAL		6	1	14%	7
METROPOLITAN HOSPITAL CENTER		6	1	14%	7
ARCHBOLD MEMORIAL HOSPITAL/LAB		3	4	57%	7
HEALTH NETWORK LABORATORIES		6	1	14%	7
QUE		4	3	43%	7
Ocoee Health Care Center		7			7
CARENOW URGENT CARE-BRENTWOOD		5	2	29%	7
LIFE CARE CENTER OF PORT ST. LUCIE		4	3	43%	7
INTERMOUNTAIN CENTRAL LAB		1	6	86%	7
DORAL URGENT CARE			7	100%	7
KRYSTAL BAY NURSING AND REHABILITATION		5	2	29%	7
BAPTIST MEMORIAL HEALTH CARE		7			7
STEWART MEDICAL GROUP INC			7	100%	7
HERNANDO ENDOSCOPY AND SURGERY CENTER		5	2	29%	7
PALM BAY HOSPITAL CLINICAL LABORATORY			7	100%	7
UNIVERSITY OF WASHINGTON MEDICAL CENTER			7	100%	7
BAPTIST PRIMARY CARE PONTE VEDRA		4	3	43%	7
HEALTH CARE LABORATORY SERVICES		1	6	86%	7
MEDEXPRESS URGENT CARE PALM BEACH GARDENS			7	100%	7
NORTHSHORE UNIVERSITY HEALTHSYSTEM EVANSTON HOSPITAL LAB			7	100%	7

COVID-19: testing by laboratory

Data through Dec 1, 2020 verified as of Dec 2, 2020 at 09:25 AM

Data in this report are provisional and subject to change.

The numbers in the table below represent the number of Florida and non-Florida residents for whom test results were received by the Department of Health. A person can be tested by more than one laboratory and can have both positive and negative results. **Therefore, the sum of the numbers in each column will be larger than the total number of people tested.**

Reporting lab	Inconclusive	Negative	Positive	Percent positive	Total
EMERITUS AT NAPLES	1	6			7
LAKE MORTON PLAZA☐		7			7
SURGOINSVILLE PHARMACY		7			7
PROHEALTH CARE ASSOCIATES MOBILE		5	2	29%	7
PONCE PLAZA NURSING & REHAB CENTER			7	100%	7
GENESIS		4	3	43%	7
BARTON PARKER OD PC		7			7
AVENTURA HOSPITAL AND MEDICAL CENTER			7	100%	7
MEDEXPRESS URGENT CARE - JAX ATLANTIC BLVD			7	100%	7
HERNANDO COUNTY FIRE RESCUE DISTRICT		3	4	57%	7
FLORIDA CENTER FOR DERMATOLOGY LABORATORY			7	100%	7
ONEIDA HEALTHCARE CENTER		7			7
THE MARY IMOGENE BASSETT HOSPITAL		7			7
THE PALACE AT HOMESTEAD		7			7
MD PLUS URGENT CARE, LLC			7	100%	7
BIOTECH CLINICAL LABORATORIES, INC.			7	100%	7
OHIO STATE UNIVERSITY MEDICAL CENTER			7	100%	7
DOCTOR'S IN-HOUSE LAB/COMMUNITY HEALTH CENTERS OF PINELLAS -PINELLAS P			7	100%	7
HUNTINGTON STATION URGENT CARE		7			7
SCHOOL OF PHARMACY AND PHARMACEUTICAL		7			7
BVL PEDIATRICS		7			7
OPIS COQUINA CENTER		7			7
GULF COAST MEDICAL GROUP		2	5	71%	7
Rosewood Healthcare and Rehabilitation Center		5	2	29%	7
MIAMI CLINICAL RESEARCH CORP			7	100%	7
MEDLABS DIAGNOSTICS		7			7
LUMADOC HEALTH		4	2	33%	6
DOCTORS CLINICAL LABORATORY, INC		5	1	17%	6
FREEDOM INN AT TARPON SPRINGS		6			6
BARNETT PARK☐			6	100%	6
WATSON HEALTHCARE		5	1	17%	6
PALMETTO HEALTH ALLIANCE		3	3	50%	6
WATAUGA MEDICAL CENTER		4	2	33%	6
CRESTVIEW URGENT CARE			6	100%	6
VENICE REGIONAL BAYFRONT HEALTH (PULMONARY)		4	2	33%	6
TENNESSEE DEPARTMENT OF HEALTH (TDH) - CENTRAL LABORATORY			6	100%	6
Nspire Health Care Kendall		5	1	17%	6
JUPITER MEDICAL CENTER			6	100%	6
CARROLL GARDENS URGENT CARE		6			6
RIVERVIEW REGIONAL MEDICAL CENTER		6			6
PATHGROUP LABS, LLC		4	2	33%	6
AARK LABORATORY		6			6
VALLEY IMMEDIATE CARE		5	1	17%	6
THE TERRACE AT IVY ACRES ALF		6			6
LAB UNKNOWN		6			6
COASTAL INTERNAL MEDICINE		6			6
UNILAB		2	4	67%	6

COVID-19: testing by laboratory

Data through Dec 1, 2020 verified as of Dec 2, 2020 at 09:25 AM

Data in this report are provisional and subject to change.

The numbers in the table below represent the number of Florida and non-Florida residents for whom test results were received by the Department of Health. A person can be tested by more than one laboratory and can have both positive and negative results. **Therefore, the sum of the numbers in each column will be larger than the total number of people tested.**

Reporting lab	Inconclusive	Negative	Positive	Percent positive	Total
PALM BEACH PEDIATRICS			6	100%	6
CAPITAL HEALTH PLAN LABORATORIES			6	100%	6
Life Care Center at Inverrary		6			6
TAMIAMI LAB MILLENIUM			6	100%	6
WESTCHESTER GENERAL HOSPITAL BLOOD GAS LAB			6	100%	6
COASTAL SKIN SURGERY AND DERMATOLOGY		3	3	50%	6
BOCA VIPEDIATRICS			6	100%	6
BUECHELE DENTAL PA DBA CLERMONT FAMILY DENTISTRY		6			6
ORANGE BLOSSOM FAMILY HEALTH		6			6
NORTHWEST FLORIDA SLEEP			6	100%	6
MONROE COUNTY HOSPITAL		4	2	33%	6
HOWARD BEACH URGENT CARE		6			6
BIOREFERENCE LABORATORIES INC		2	4	67%	6
ETHOS LABORATORIES		6			6
ISLAND COAST PEDIATRICS IN-HOUSE LAB		6			6
BETH ISRAEL DEACONESS MEDICAL CENTER			6	100%	6
THE VILLAGES REGIONAL HOSPITAL FREESTANDING		3	3	50%	6
TEXAS DEPARTMENT OF STATE HEALTH SERVICES		2	4	67%	6
MERCY HEALTH—MUSKEGON		5	1	17%	6
DARDEN WELLNESS CENTER		5	1	17%	6
PENN MEDICINE PRINCETON MEDICAL CENTER		6			6
BAPTIST PEDIATRICS		6			6
WILDLIGHT LAB			6	100%	6
JACKSON CLINIC PA,THE		3	3	50%	6
MORTON PLANT			6	100%	6
FLORIDA WOMAN CARE LABORATORY			6	100%	6
TIMBER CREEK PEDIATRICS		6			6
ADVENTHEALTH MEDICAL GROUP		6			6
SONORA QUEST LABORATORIES			6	100%	6
BAYCARE ALLIANT HOSPITAL			6	100%	6
HORIZON MEDICAL GROUP		5	1	17%	6
BAPTIST HEALTH			6	100%	6
SOUTH CAROLINA DEPARTMENT OF HEALTH			6	100%	6
APOLLO HEALTH & REHABILITATION		2	4	67%	6
SAMARITAN HOSPITAL LABORATORY		6			6
ALCOVE ASSISTED LIVING FACILITY		6			6
SAINT PETER'S UNIVERSITY HOSPITAL		6			6
PUBLIC SQUARE PHARMACY LLC		6			6
SOUTHCOR LABORATORY		2	4	67%	6
ARLINGTON OF NAPLES		6			6
GENETIC TECHNOLOGICAL INNOVATIONS			6	100%	6
FLORIDA MEDICAL SPECIALISTS		2	4	67%	6
PROFESSIONAL PEDIATRICS		6			6
RESEARCH CENTERS OF AMERICA, LLC		5	1	17%	6
FLORIDA DEPARTMENT OF HEALTH IN CALHOUN COUNTY		5	1	17%	6
BROOKDALE PANAMA CITY		5	1	17%	6
NEW YORK PRESBYTERIAN - LOWER MANHATTAN		6			6

COVID-19: testing by laboratory

Data through Dec 1, 2020 verified as of Dec 2, 2020 at 09:25 AM

Data in this report are provisional and subject to change.

The numbers in the table below represent the number of Florida and non-Florida residents for whom test results were received by the Department of Health. A person can be tested by more than one laboratory and can have both positive and negative results. **Therefore, the sum of the numbers in each column will be larger than the total number of people tested.**

Reporting lab	Inconclusive	Negative	Positive	Percent positive	Total
PEDIATRICS OF CENTRAL FLORIDA		4	2	33%	6
LAWTON CHILES HEALTH CENTER		1	5	83%	6
PERSONAL PEDIATRICS PA		5	1	17%	6
DOH JACKSONVILLE CENTRAL LABORATORY		3	3	50%	6
JERSEY SHORE MEDICAL CENTER		6			6
EAR NOSE AND THROAT ASSOCIATES OF MANATEE, P.A.		6			6
RIVERSIDE RECOVERY OF TAMPA		6			6
TEXAS MEDCLINIC			6	100%	6
CYPRESS COVE		6			6
HOLLEY NAVARRE MEDICAL CLINIC			6	100%	6
STUART REHABILITATION AND HEALTHCARE		2	4	67%	6
WHITE WILSON MEDICAL CENTER PA - NAVARRE			6	100%	6
GENTRY PARK ORLANDO ASSISTED LIVING		6			6
ENIGMA DIAGNOSTIC, INC.			6	100%	6
THE COLLIER AT NAPLES		6			6
CARENOW URGENT CARE-SOUTHLAKE			6	100%	6
CAREWELL 301 - WARWICK			6	100%	6
Northwell Lab		2	4	67%	6
MD BEAUTY LABS, PA		6			6
VALENCIA HOUSE ALF		6			6
WYOMING COUNTY COMMUNITY HOSPITAL LABORATORY		6			6
UNIVERSITY HOSPITAL UC HEALTH		6			6
MARIANNA HEALTH AND REHABILITATION CENTER		6			6
Wiregrass Rehabilitation Center and Nursing Home		6			6
GRACE REHABILITATION CENTER OF VERO BEACH		4	2	33%	6
PROHEALTH MED		1	5	83%	6
PUBLIC HEALTH LAB		6			6
AZALEA HEALTH		2	3	60%	5
ARIZONA DEPARTMENT OF HEALTH SERVICES			5	100%	5
CLEVELAND CLINIC MARTIN HEALTH NURSING & RESTORATIVE		5			5
RESOLVE MOLECULAR DIAGNOSTICS		5			5
OCALA OAKS REHABILITATION CENTER		4	1	20%	5
WEST		2	3	60%	5
PRINCETON VILLAGE☐		3	2	40%	5
BROOKDALE CLERMONT			5	100%	5
ECLRS		2	3	60%	5
THOMAS JEFFERSON UNIVERSITY HOSPITAL		4	1	20%	5
ST JOHNS BIOMEDICAL LAB		5			5
CAMPBELL URGENT CARE			5	100%	5
INTERNAL MEDICINE SPECIALISTS			5	100%	5
CVS PHARMACY #8800		5			5
RIVER CITY PRIMARY AND URGENT CARE			5	100%	5
CHILDREN'S HOSPITAL OF PHILADELPHIA		5			5
ST LUKES ROOSEVELT LABORATORY		5			5
NORTH FLORIDA PEDIATRICS JASPER			5	100%	5
LAKEVIEW HEALTH CARE SYSTEMS		1	4	80%	5
MINUTECLINIC DIAGNOSTIC OF PENNSYLVANIA, LLD #1545		5			5

COVID-19: testing by laboratory

Data through Dec 1, 2020 verified as of Dec 2, 2020 at 09:25 AM

Data in this report are provisional and subject to change.

The numbers in the table below represent the number of Florida and non-Florida residents for whom test results were received by the Department of Health. A person can be tested by more than one laboratory and can have both positive and negative results. **Therefore, the sum of the numbers in each column will be larger than the total number of people tested.**

Reporting lab	Inconclusive	Negative	Positive	Percent positive	Total
CENTREX CLINICAL LABS INC		5			5
BAY PINES MEDICAL ASSOCIATES		1	4	80%	5
BETHESDA COMMUNITY HEALTH CENTER			5	100%	5
CRESTWOOD MEDICAL CENTER		4	1	20%	5
HEALTHPARK MEDICAL CENTER ABG LAB		5			5
JOSEPH SCHENKER MD PC DBA CENTERS URGENT		3	2	40%	5
EAR NOSE & THROAT ASSOCIATES OF MANATEE PA		5			5
NORTHPORT MEDICAL CENTER LAB		5			5
MINUTECLINIC MINUTECLINIC #8746		5			5
ELLIS HOSPITAL LABORATORY		5			5
BROWARD COUNTY HEALTH DEPT.			5	100%	5
MANATEE COUNTY JAIL		4	1	20%	5
PEDIATRICS OF ALTAMONTE		5			5
MINUTECLINIC, LLC, DBA MINUTECLINIC #2544		5			5
COOPER HOSPITAL/UNIVERSITY MEDICAL		5			5
EDWARD J HEALEY REHAB & NURSING CENTER		5			5
LUXOR SCIENTIFIC LLC			5	100%	5
MONTEFIORE MEDICAL CENTER LABORATORIES - NORTH		5			5
DIEGO FALLON MD PA		3	2	40%	5
ALEXANDER NININGER STATE VETERANS		5			5
MINUTECLINIC DIAGNOSTIC OF PA, LLC (1036)		4	1	20%	5
GOOD SAMARITAN SOCIETY OF DAYTONA		5			5
BEACH HOUSE		5			5
MANATEE PEDIATRICS			5	100%	5
NORTHWESTERN MEMORIAL HOSPITAL			5	100%	5
MEADOWCREST MOLECULAR DIAGNOSTICS, LLC			5	100%	5
MEDICAL CENTER OF BLOUNTSTOWN			5	100%	5
PRIME CARE ONE LLC/HARBORCHASE OF VENICE			5	100%	5
WOODHULL MEDICAL AND MENTAL HEALTH CTR		5			5
CENTRA CARE POINCIANA			5	100%	5
GUTHRIE MEDICAL GROUP LABORATORIES		5			5
CVS MINUTE CLINIC DIAGNOSTIC OF NORTH CAROL		5			5
FINLAY		1	4	80%	5
BIOTECH			5	100%	5
WELLMED AT LAKE COPELAND		2	3	60%	5
PRECISION DIAGNOSTICS INC - NJ		5			5
MARTHA'S HOUSE & ASSISTED LIVING FACILITY		5			5
PATHLINE			5	100%	5
DEBARY HEALTH AND REHABILITATION CENTER		5			5
HILLSBOROUGH COUNTY HEALTH DEPARTMENT			5	100%	5
FREEDOM SQUARE NURSING CENTER			5	100%	5
ST JOSEPH WOMENS HOSPITAL			5	100%	5
PEDIATRIC HEALTH CARE ALLIANCE, PA			5	100%	5
WIREGRASS CLINIC LLC		3	2	40%	5
MAIMONIDES MEDICAL CENTER		4	1	20%	5
ROHR HOME		4	1	20%	5
MAXHEALTH		4	1	20%	5

COVID-19: testing by laboratory

Data through Dec 1, 2020 verified as of Dec 2, 2020 at 09:25 AM

Data in this report are provisional and subject to change.

The numbers in the table below represent the number of Florida and non-Florida residents for whom test results were received by the Department of Health. A person can be tested by more than one laboratory and can have both positive and negative results. **Therefore, the sum of the numbers in each column will be larger than the total number of people tested.**

Reporting lab	Inconclusive	Negative	Positive	Percent positive	Total
FRANCES WARDE MEDICAL LABORATORY		2	3	60%	5
JOE DIMAGGIO CHILDREN'S HOSPITAL		1	4	80%	5
COMMUNITY MEDICAL CARE CENTER INC			5	100%	5
WEST PACIFIC MEDICAL LABORATORY			5	100%	5
BAYSHORE LABORATORY		4	1	20%	5
UT SOUTHWESTERN MEDICAL CENTER			5	100%	5
FLORIDA DEPARTMENT OF HEALTH - INVERNESS		3	2	40%	5
UPMC HEALTH SYSTEM		4	1	20%	5
MAINSTREAM DIAGNOSTIC LABORATORY LLC		5			5
CONCENTRA			5	100%	5
MC DIAGNOSTIC OF CONNECTICUT, PC #1960		5			5
MERCY COLLEGE HEALTH OFFICE		5			5
BROOKDALE OVIEDO		5			5
MOUNT SINAI BROOKLYN LABORATORY		4	1	20%	5
HEALTHCARE NOW			5	100%	5
NORTHERN DUTCHESS HOSPITAL LABORATORY		5			5
OMNICARE PHARMACY OFTEXAS 1, LP DBA OMNICARE		5			5
COMMUNITY HEALTH OF SOUTH FLORIDA			5	100%	5
XRL SXF REF LAB		5			5
MONTEFIORE MEDICAL CENTER LABORATORIES - WEILER		4	1	20%	5
HIALEAH HOSPITAL RESPIRATORY DEPT			5	100%	5
ADVENT HEALTH - FOUR CORNERS ER		5			5
PARAMOUNT WALK-IN CLINIC		1	4	80%	5
GLEN FALLS HOSPITAL DEPARTMENT OF PATHOLOGY		5			5
AEL KNOXVILLE			5	100%	5
NELSON BIOLOGICAL			5	100%	5
MEDICATION ROOMS-CSU/CI NURSE STATION		5			5
PENINSULA CARE AND REHABILITATION CENTER			5	100%	5
BAPTIST HEALTH - TOWN CENTER			5	100%	5
TANNER MEDICAL CENTER EAST AL		5			5
THE UNIVERSITY OF VERMONT MEDICAL CENTER		4	1	20%	5
ST VINCENT'S CHILTON		4	1	20%	5
THE CLINIC PREMISE HEALTH			5	100%	5
COMPREHENSIVE CHILDCARE ASSOCIATES		5			5
VASCONCELLO COHEN MD PA		4	1	20%	5
MAINSTREET FAMILY CARE			5	100%	5
PRECISION LABS LLC		2	3	60%	5
FLORIDA HOSPITAL LAKE MARY		5			5
VIERA MANOR ASSISTED LIVING RESIDENCE		5			5
PEDIATRICS OF CENTRAL FLORIDA – POINCIANA		3	2	40%	5
BROOKDALE FORT MYERS CYPRESS LAKE		5			5
WADSWORTH CENTER - DAVID AXELROD INSTITUTE		5			5
ARDEN COURTS OF FORT MYERS		5			5
URGENT CARE OF LONGWOOD			5	100%	5
ST CHARLES HOSPITAL LABORATORY		5			5
BAYA URGENT CARE LLC		1	4	80%	5
PEDIATRIC URGENT HEALTH CARE			5	100%	5

COVID-19: testing by laboratory

Data through Dec 1, 2020 verified as of Dec 2, 2020 at 09:25 AM

Data in this report are provisional and subject to change.

The numbers in the table below represent the number of Florida and non-Florida residents for whom test results were received by the Department of Health. A person can be tested by more than one laboratory and can have both positive and negative results. **Therefore, the sum of the numbers in each column will be larger than the total number of people tested.**

Reporting lab	Inconclusive	Negative	Positive	Percent positive	Total
PALM HARBOR DERMATOLOGY		4			4
FLORIDA HEART AND VASCULAR			4	100%	4
REHABILITATION CENTER OF WINTER PARK,THE			4	100%	4
FAMILY MEDICINE OF WESTON LLC			4	100%	4
MEADOWCREST FAMILY PHYSICIANS PA			4	100%	4
CENTER ONE SURGERY CENTER		3	1	25%	4
CHILDREN'S HEALTHCARE OF ATLANTA/EGLESTON		4			4
ELTINGVILLE CIRCLE URGENT CARE		4			4
Consulate Health Care of Jacksonville			4	100%	4
ROSLYN URGENT CARE		4			4
Walker BaptistMedCtr		3	1	25%	4
DEPT OF VA MEDICAL CENTER - BAY PINES		1	3	75%	4
CELAL GUROL ERBAY, MD			4	100%	4
HUNTINGTON VILLAGE URGENT CARE		4			4
CHILDREN'S MEDICAL GROUP		4			4
OPTUMCARE FLORIDA LLC		1	3	75%	4
MENORAH HOUSE		4			4
NOVANT HEALTH UVA		1	3	75%	4
FHMG_FM AND IM AVALON PARK		1	3	75%	4
SANFORD SOUTH UNIVERSITY		4			4
MEDEXPRESS PORT CHARLOTTE			4	100%	4
CARENOW URGENT CARE - WINTER SPRINGS		3	1	25%	4
ATMORE NURSING CENTER		3	1	25%	4
DIAGNOSTECHS		4			4
CVS MINUTE CLINIC DIAGNOSTIC OF TEXAS,LLC		3	1	25%	4
BARBARA O'REILLY MD PA		4			4
FLORIDA HOSPITAL ALTAMONTE		2	2	50%	4
WAKEMED		1	3	75%	4
DESOTO HEALTH AND REHAB LLC		2	2	50%	4
GOOD SAMARITAN SOCIETY OF DELAND		1	3	75%	4
EPIC REFERENCE LABS INC			4	100%	4
CLEARWATER STATMED QUICK QUALITY CLINICS			4	100%	4
BAY STREET PHARMACY☐		4			4
GEORGE SAFRAN MD PC		4			4
THE DOCTORS CENTER HEALTHCARE-SOUTHSIDE		1	3	75%	4
GENUS DIAGNOSTICS			4	100%	4
MALCOM RANDALL DEPT OF VAMC			4	100%	4
FIFTH AVENUE PEDIATRICS		3	1	25%	4
SARASOTA - ROBERT L TAYLOR COMMUNITY CENTER☐			4	100%	4
CARENOW URGENT CARE - EAST NASHVILLE		4			4
BIO-TECH CLINICAL LABORATORIES			4	100%	4
COMPUNET CLINICAL LAB			4	100%	4
LORI MCAULIFFE MD PA			4	100%	4
CARENOW URGENT CARE-GREEN HILLS		4			4
Belleair Healthcare Center		3	1	25%	4
WOLFF CTR FOR CHILD & ADOLESCENT HEALTH PLLC,THE		2	2	50%	4
SH HERON EAST LLC☐		4			4

COVID-19: testing by laboratory

Data through Dec 1, 2020 verified as of Dec 2, 2020 at 09:25 AM

Data in this report are provisional and subject to change.

The numbers in the table below represent the number of Florida and non-Florida residents for whom test results were received by the Department of Health. A person can be tested by more than one laboratory and can have both positive and negative results. **Therefore, the sum of the numbers in each column will be larger than the total number of people tested.**

Reporting lab	Inconclusive	Negative	Positive	Percent positive	Total
FHCP – ORMOND BEACH			4	100%	4
AHC Decatur County		4			4
HUNT CLUB PEDIATRIC ASSOCIATES LLC		3	1	25%	4
SOUTHEASTERN PEDIATRIC ASSOCIATES			4	100%	4
BRIDGEWAY HEALTH CLINICS INC			4	100%	4
INTERMARKET FACILITY			4	100%	4
NEW HAMPSHIRE DEPARTMENT OF HEALTH AND HUMAN SERVICES		3	1	25%	4
CITYMD		1	3	75%	4
JACKSON COUNTY HEALTH DEPARTMENT			4	100%	4
EXPRESS FAMILY CARE LLC			4	100%	4
MINIMALLY INVASIVE VASCULAR INC		4			4
ELITE MEDICAL CENTER			4	100%	4
STEWARD MELBOURNE HOSPITAL			4	100%	4
KANSAS DEPARTMENT OF HEALTH		2	2	50%	4
FLORIDA MENTOR-POINT WEST CLUSTER		4			4
EXPRESS DOCS LLC			4	100%	4
FISHERMEN'S HOSPITAL			4	100%	4
MISSOURI DEPARTMENT OF HEALTH AND SENIOR SERVICES			4	100%	4
COPELAND MEDICAL CLINIC		3	1	25%	4
LYNMOORE,THE		4			4
NOT INDICATED		1	3	75%	4
CAPE COD HOSPITAL			4	100%	4
ACCESS PHARMACY		4			4
BENEVA LAKES HEALTHCARE & REHAB CENTER			4	100%	4
TRINITY REGIONAL REHAB CENTER		4			4
UF HEALTH			4	100%	4
DOLPHIN POINTE HEALTH CARE LLC			4	100%	4
BIOTEST PLASMA CENTER		4			4
MOOSEHAVEN HEALTH CENTER		1	3	75%	4
FLORIDA MEDICAL CLINIC - MULTI SPECIALTY CAMPUS		1	3	75%	4
ORMOND MEDICAL ARTS		3	1	25%	4
FLORIDA ATLANTIC UNIVERSITY STUDENT HEALTH			4	100%	4
ADVENT HEALTH - DELTONA ER		1	3	75%	4
PANCARE HEALTH YOUNGSTOWN			4	100%	4
STEWARD ROCKLEDGE HOSPITAL			4	100%	4
IRL MARKET LAB			4	100%	4
FIRST CHOICE PEDIATRICS INC		3	1	25%	4
DYNACARE LABORATORIES			4	100%	4
PALM BEACH CANCER INSTITUTE			4	100%	4
UNION CITY MANOR NURSING CENTER		4			4
DTR LABS		3	1	25%	4
BENDERSON FAMILY SKILLED NURSING AND□		4			4
MORTON PLANT HOSPITAL NURSING			4	100%	4
ALBIBI		1	3	75%	4
UNIVERSITY OF CHICAGO MEDICAL CENTER LAB			4	100%	4
PENNSYLVANIA DEPARTMENT OF HEALTH BUREAU OF LABORATORIES			4	100%	4
NORTHWEST FLORIDA ENT, PA		3	1	25%	4

COVID-19: testing by laboratory

Data through Dec 1, 2020 verified as of Dec 2, 2020 at 09:25 AM

Data in this report are provisional and subject to change.

The numbers in the table below represent the number of Florida and non-Florida residents for whom test results were received by the Department of Health. A person can be tested by more than one laboratory and can have both positive and negative results. **Therefore, the sum of the numbers in each column will be larger than the total number of people tested.**

Reporting lab	Inconclusive	Negative	Positive	Percent positive	Total
EGL GENETICS DIAGNOSTICS			4	100%	4
DOTHAN PEDIATRIC CLINIC			4	100%	4
MINUTECLINIC, LLC #03965		4			4
VERMONT DEPARTMENT OF HEALTH		1	3	75%	4
MARION AND BERNARD L SAMSON NURSING CENTER			4	100%	4
MIAMI CANCER INSTITUTE			4	100%	4
INFECTION CONTROL/ EMPHEALTH		3	1	25%	4
BAYCARE MEDICAL GROUP INC			4	100%	4
NEMOURS CHILDREN'S PRIMARY CARE VERO BEACH			4	100%	4
GNT ASSOCIATES		3	1	25%	4
MARSHALL MEDICAL CENTER SOUTH LAB		3	1	25%	4
OSPREY LODGE		4			4
SIGNATURE CARE MONTROSE		2	2	50%	4
BROOKDALE JENSEN BEACH		4			4
COVENIENT CARE MEDICAL CLINIC			4	100%	4
PASSPORT HEALTH			4	100%	4
ORLANDO HEALTH PHYSICIAN ASSOCIATES		3	1	25%	4
Wesley Place on Honeysuckle		4			4
OKLAHOMA STATE UNIVERSITY DIAGNOSTIC LAB			4	100%	4
CVS MINUTE CLINIC, LLC		3	1	25%	4
IU HEALTH PATHOLOGY			4	100%	4
GENEVA GENERAL HOSPITAL LABORATORY		3	1	25%	4
WYOMING PUBLIC HEALTH LAB			4	100%	4
SONATA BOCA RATON		4			4
EDEN AT CRESTVIEW			4	100%	4
LONG ISLAND JEWISH FOREST HILLS HOSPITAL		4			4
OCOE PEDIATRICS		4			4
LABS PLUS LLC		4			4
FLORIDA CANCER SPECIALISTS AND RESEARCH		2	2	50%	4
MEMORIAL HEALTH CARE SYSTEMS			4	100%	4
FOUNTAINVIEW BY FIVE STAR QUALITY CARE		4			4
ILLINOIS DEPT OF PUBLIC HEALTH LAB - SPRINGFIELD			4	100%	4
PREMIER MEDICAL ASSOCIATES		4			4
CLEARWATER PEDIATRIC CARE			4	100%	4
BAYLOR ESOTERIC AND MOLECULAR LAB			4	100%	4
DAVID POSNACK JEWISH DAY SCHOOL		4			4
LABCORP UNSPECIFIED		4			4
FCHC (OB)-DARWIN SQUARE CTR.			4	100%	4
MACTOWN, INC		4			4
LIFE'S SPECIAL MOMENTS INC		4			4
MD ANDERSON			4	100%	4
SOUTHWESTERN REGIONAL MEDICAL CENTER - TULSA		4			4
CVS MINUTE CLINIC DIAGNOSTIC OF TEXAS, LLC		4			4
YAZJI PEDIATRIC CARE LLC DBA TUKA PEDIATRICS			4	100%	4
Salerno Bay Health & Rehabilitation Center		4			4
ACCENT PHYSICIAN SPECIALISTS PA		4			4
PALMS REHABILITATION AND HEALTHCARE CENTER		2	2	50%	4

COVID-19: testing by laboratory

Data through Dec 1, 2020 verified as of Dec 2, 2020 at 09:25 AM

Data in this report are provisional and subject to change.

The numbers in the table below represent the number of Florida and non-Florida residents for whom test results were received by the Department of Health. A person can be tested by more than one laboratory and can have both positive and negative results. **Therefore, the sum of the numbers in each column will be larger than the total number of people tested.**

Reporting lab	Inconclusive	Negative	Positive	Percent positive	Total
OSWEGO HOSPITAL LABORATORY		4			4
APEX HOME HEALTH CARE		4			4
PM PEDIATRICS OF SELDEN		3	1	25%	4
SONIC REFERENCE LABORATORY			4	100%	4
TRIDENT BIOMETRICS		3	1	25%	4
HOLIDAY MEDICAL ASSOCIATES		1	3	75%	4
PALM BEACH COUNTY HEALTH DEPARTMENT LABORATORY			4	100%	4
CELERION			4	100%	4
ADVENT HEALTH CENTRA CARE - ORANGE LAKE		1	3	75%	4
OMNICARE PHARMACY OF TEXAS 1		4			4
Sunset Lake Health and Rehabilitation Center		4			4
ADVENTHEALTH EXPRESS CARE AT			4	100%	4
Westminster Manor		3	1	25%	4
PEDIATRIC HEALTHCARE ALLIANCE			4	100%	4
SOUTHEASTERN REGIONAL MEDICAL CENTER			4	100%	4
CHAMPLAIN VALLEY PHYSICIANS HOSPITAL		3	1	25%	4
FAMILY MEDICAL CARE OF PALM BEACH			4	100%	4
NEWPATH DIAGNOSTICS		4			4
RADIOLOGY ASSOCIATES OF VENICE AND ENGLEWOOD		4			4
M&V SAN JOSE MEDICAL CENTER			4	100%	4
HELIX KH UC			4	100%	4
MINUTECLINIC DIAGNOSTIC OF HAWAII LLC		4			4
CAREWELL 202			4	100%	4
AHEC CLINIC		1	3	75%	4
LANE PEDIATRICS PA			4	100%	4
SUMTER PEDIATRICS		4			4
CLEVELAND TENNESSEE HOSPITAL COMPANY		4			4
SHARP MEMORIAL HOSPITAL MICROBIOLOGY DEPT			4	100%	4
ENGLEWOOD HOSPITAL AND MEDICAL CENTER		1	3	75%	4
TRINITY MEDICAL ASSOCIATES LLC			4	100%	4
Millennium Nursing & Rehab Center		4			4
VITAL CARE URGENT CARE			4	100%	4
CORNERSTONE MEDICAL CARE OF BRANDON PL		4			4
PROFESSIONAL PARK PEDIATRICS PA			4	100%	4
CONCENTRA URGENT CARE		1	3	75%	4
MEDICAL CENTER AT OCEAN REEF		1	3	75%	4
EXPRESS TESTING-ONE			4	100%	4
COLUMBIA MEMORIAL HOSPITAL LABORATORY		4			4
CARE HERE			4	100%	4
BRADENTON PHYSICIANS MEDICAL CENTER			4	100%	4
SIGNATURE CARE EMERGENCY CENTER		2	2	50%	4
MEDEXPRESS URGENT CARE BOCA RATON			4	100%	4
NORTHBROOK CENTER FOR☐		4			4
KETTERING HEALTH			3	100%	3
ISLAND LAKE CENTER			3	100%	3
PUTNAM HOSPITAL CENTER LABORATORY		3			3
CVS MINUTE CLINIC DIAGNOSTIC MED GRP OF CA		3			3

COVID-19: testing by laboratory

Data through Dec 1, 2020 verified as of Dec 2, 2020 at 09:25 AM

Data in this report are provisional and subject to change.

The numbers in the table below represent the number of Florida and non-Florida residents for whom test results were received by the Department of Health. A person can be tested by more than one laboratory and can have both positive and negative results. **Therefore, the sum of the numbers in each column will be larger than the total number of people tested.**

Reporting lab	Inconclusive	Negative	Positive	Percent positive	Total
ORANGE PARK PEDIATRIC ASSOCIATES			3	100%	3
IGENEX INC		3			3
CULLMAN REGIONAL URGENT CARE		2	1	33%	3
VILLAGES HEALTH, THE		3			3
GREENVILLE MEMORIAL HOSPITAL LAB			3	100%	3
GONZALEZ MD AND ASWAD MD HEALTH SERVICES			3	100%	3
SPRING LAKE REHABILITATION CENTER			3	100%	3
MIZELL MEMORIAL HOSPITAL			3	100%	3
LEXINGTON MEDICAL CENTER		1	2	67%	3
ALABAMA DEPARTMENT OF PUBLIC HEALTH		1	2	67%	3
NORTH NAPLES HOSPITAL RESPIRATORY THERAPY DEPARTMENT			3	100%	3
FLORIDA CLINICAL LABORATORY - BIOREFERENCE LABORATORIES		2	1	33%	3
BRISTOL AT TAMPA, THE		3			3
ASPEN VALLEY HOSPITAL			3	100%	3
CTRS			3	100%	3
PRECISION HEALTH SOLUTIONS			3	100%	3
FAMILY MEDICINE AT WATERMAN		3			3
HELIX LW UC		1	2	67%	3
URGENT DOC - URGENT CARE CLINIC			3	100%	3
SSM HEALTH ST LOUIS MICROBIOLOGY LABORATORY		1	2	67%	3
SJH			3	100%	3
CAREWELL URGENT CARE			3	100%	3
ADVENT HEALTH - WESTCHASE ER			3	100%	3
CARL R DARNALL ARMY MEDICAL CENTER			3	100%	3
MINUTECLINIC DIAGNOSTIC OF NEW JERSEY, LLC # 7069		3			3
CONSOLIDATED LABORATORY SERVICES			3	100%	3
IOWA DEPARTMENT OF PUBLIC HEALTH			3	100%	3
MONTANA PUBLIC HEALTH LAB			3	100%	3
LAFAYETTE NURSING AND REHAB			3	100%	3
ABSOLUTE HEALTH		3			3
NIGHT OWL PEDIATRICS URGENT CARE			3	100%	3
GREATER MOBILE URGENT CARE – SPRINGHILL			3	100%	3
CHARLOTTE CHD PORT CHARLOTTE		2	1	33%	3
RHEA MEDICAL CENTER		3			3
REGIONAL MEDICAL LAB			3	100%	3
PATIENT FIRST - ALLENTOWN			3	100%	3
BARONESS ERLANGER HOSPITAL		3			3
MPG JACKSONVILLE ATLANTIC BLVD		1	2	67%	3
QUATRACOR PLLC		3			3
THOMAS LANGLEY			3	100%	3
NOVANT HEALTH PRESBYTERIAN		2	1	33%	3
MADISON COUNTY HEALTH DEPARTMENT		3			3
NORTHWEST FLORIDA CLINICAL LAB		1	2	67%	3
FLORIDA LABORATORY ANALYSIS, LLC			3	100%	3
AVANTE INVERNESS		1	2	67%	3
MINUTECLINIC, LLC #05038		3			3
ORLANDO REGIONAL HEALTH SERVICES		1	2	67%	3

COVID-19: testing by laboratory

Data through Dec 1, 2020 verified as of Dec 2, 2020 at 09:25 AM

Data in this report are provisional and subject to change.

The numbers in the table below represent the number of Florida and non-Florida residents for whom test results were received by the Department of Health. A person can be tested by more than one laboratory and can have both positive and negative results. **Therefore, the sum of the numbers in each column will be larger than the total number of people tested.**

Reporting lab	Inconclusive	Negative	Positive	Percent positive	Total
BRENTWOOD SENIOR LIVING AT ST PETE			3	100%	3
WINDSOR OF LAKEWOOD RANCH,THE		3			3
LAHEY CLINIC MEDICAL CENTER			3	100%	3
BOCA RATON REHABILITATION CENTER			3	100%	3
SURETOX LABORATORY LLC		2	1	33%	3
NORTHEAST ALABAMA REGIONAL MEDICAL CENTER		2	1	33%	3
UNC HOSPITAL/MCLENDON CLINICAL LABORATORIES			3	100%	3
SOFTLAB			3	100%	3
MARYLAND STATE DEPT OF HEALTH	2		1	33%	3
ADRIANA M CASTRO MD PA		3			3
MAYO		1	2	67%	3
COURTYARD GARDENS OF JUPITER		3			3
CVS HEALTH, #3396		3			3
CINNAMON COVE ALF		3			3
URGENT CARE - OCONEE		2	1	33%	3
VIBRANT AMERICA		3			3
JOHN T MATHER MEMORIAL HOSPITAL LABORATORY		3			3
AVANTE AT MT DORA		1	2	67%	3
NEWSTAR MEDICAL LABORATORIES		3			3
WILLIAM A HINTON STATE LABORATORY INSTITUTE		1	2	67%	3
PALM BEACH CDH - DELRAY BEACH			3	100%	3
MEDICAL CENTER AFFILIATES WEST PALM			3	100%	3
MED LABS DIAGNOSTICS		3			3
ACE BIOMEDICAL LABS LLC			3	100%	3
TRUE HEALTH - LAKE UNDERHILL		3			3
FLORIDA CANCER SPECIALISTS & RESEARCH INSTITUTE		2	1	33%	3
BAYLOR GENETICS		2	1	33%	3
BETH ISRAEL MEDICAL CENTER LABS		3			3
WATSON THERAPEUTICS		1	2	67%	3
GARCIA MORALES NELSON			3	100%	3
TUFTS MEDICAL CENTER			3	100%	3
TARRANT COUNTY PUBLIC HEALTH		3			3
DICKSON MEDICAL ASSOCIATES PC PATH LAB		3			3
GEORGIA DEPARTMENT OF PUBLIC HEALTH			3	100%	3
SUPERIOR RESIDENCES OF PANAMA CITY BEA		3			3
GRACE WELLNESS CENTER		2	1	33%	3
SANFORD MOBILE LAB			3	100%	3
ADVENTHEALTH MEDICAL GROUP PEDIATRIC & ADOLESCENT		3			3
SONATA BOYNTON BEACH		2	1	33%	3
TAMPA		1	2	67%	3
UNILAB OF DADE INC			3	100%	3
UCF STUDENT HEALTH SERVICES LABORATORY			3	100%	3
WESLEY CHAPEL INTERNAL MEDICINE AND PEDIATRICS			3	100%	3
MEDICAL CENTER ENTERPRISE			3	100%	3
BELLIN HEALTH LAB		1	2	67%	3
HEALTHCARE NETWORK OF SOUTHWEST FLORIDA			3	100%	3
SENTARA NORFOLK GENERAL HOSPITAL CENTRAL LAB			3	100%	3

COVID-19: testing by laboratory

Data through Dec 1, 2020 verified as of Dec 2, 2020 at 09:25 AM

Data in this report are provisional and subject to change.

The numbers in the table below represent the number of Florida and non-Florida residents for whom test results were received by the Department of Health. A person can be tested by more than one laboratory and can have both positive and negative results. **Therefore, the sum of the numbers in each column will be larger than the total number of people tested.**

Reporting lab	Inconclusive	Negative	Positive	Percent positive	Total
RELIANT ACUTE CARE			3	100%	3
MD NOW URGENT CARE - DELRAY WEST			3	100%	3
Bainbridge Health and Rehab		3			3
JACKSON SOUTH COMMUNITY HOSPITAL LAB			3	100%	3
THE LODGE AND REHABILITATION CENTER		3			3
PARRISH MEDICAL CENTER-WAIVED TESTING		3			3
HAWTHORNE INN OF LAKE LAND		3			3
CITIZENS BAPTIST MEDICAL CENTERS LAB		3			3
State Lab Unspecifd			3	100%	3
MID FLORIDA PATHOLOGY LLC		3			3
LEWIS COUNTY MANOR		3			3
CAPE CORAL URGENT CARE		2	1	33%	3
VIERA PEDIATRICS			3	100%	3
VELOCITY CARE			3	100%	3
ON SLOW MEMORIAL HOSPITAL LABORATORY		3			3
BAPTIST PRIMARY CARE, INC.		2	1	33%	3
COMMUNITY MEDICAL AND DENTAL CARE INC		3			3
ELITE PRIMARY CARE OF WAYCROSS			3	100%	3
HILLVIEW LABORATORY			3	100%	3
NORTH SHORE HEMATOLOGY-ONCOLOGY ASSOCIATES, PC		3			3
VIDANT MEDICAL CENTER			3	100%	3
BEACON AT GULF BREEZE, THE		3			3
ILLINOIS DEPARTMENT OF PUBLIC HEALTH			3	100%	3
PATHOLOGY REFERENCE LAB LLC			3	100%	3
CORTLAND COUNTY HEALTH DEPARTMENT		3			3
VISTA MANOR			3	100%	3
SUPERIOR RESIDENCES AT CALA HILLS		3			3
WALK IN URGENT CARE			3	100%	3
SEMINOLE TRIBE OF FLORIDA		2	1	33%	3
JOSEF SCHENKER MD PC		3			3
DACH MAIN LAB			3	100%	3
BAPTIST PRIMARY BLACK CREEK SOUTH			3	100%	3
SANDGATE GARDENS REHAB & NURSING CENTER		2	1	33%	3
ADVENT HEALTH - TIMBERRIDGE ER		2	1	33%	3
NIGHT LITE PEDIATRICS CENTER		1	2	67%	3
BAY BREEZE HEALTH AND REHABILITATION CENTER		3			3
BIRMINGHAM VAMC		1	2	67%	3
MOBILE DOC FL, LLC		3			3
BELVEDERE COMMONS OF FORT WALTON BEACH		3			3
LAKE GIBSON VILLAGE, LLC		3			3
INTELEX LABS, LLC		3			3
VICAR'S LANDING NURSING HOME		2	1	33%	3
TENDER CARE ALF		3			3
SOUTHERN OCEAN MEDICAL CENTER		3			3
PALMS WEST HOSPITAL			3	100%	3
KEY WEST URGENT CARE, INC		3			3
BAPTIST OUTPATIENT SERVICES			3	100%	3

COVID-19: testing by laboratory

Data through Dec 1, 2020 verified as of Dec 2, 2020 at 09:25 AM

Data in this report are provisional and subject to change.

The numbers in the table below represent the number of Florida and non-Florida residents for whom test results were received by the Department of Health. A person can be tested by more than one laboratory and can have both positive and negative results. **Therefore, the sum of the numbers in each column will be larger than the total number of people tested.**

Reporting lab	Inconclusive	Negative	Positive	Percent positive	Total
PRORENATA LABS		1	2	67%	3
MINUTE CLINIC LLC			3	100%	3
THE CLINIC OF PEDIATRICS & GI MEDICINE, INC			3	100%	3
PANCARE HEALTH - BONIFAY K-8			3	100%	3
ANN STORCK CENTER INC		3			3
CAMPAZZI CONCIERGE MEDICAL SERVICES		2	1	33%	3
EXETER HOSPITAL		3			3
ST LUKES HOSPITAL LABORATORY		2	1	33%	3
BEEBE MEDICAL CENTER LABORATORY		3			3
ALLIANCE LABS @LRMC			3	100%	3
COLLEGE POINT URGENT CARE		3			3
LCS SANDHILL COVE LLC DBA		3			3
BARKLEY PLACE		3			3
FORT HAMILTON URGENT CARE		3			3
BOROPARK URGENT CARE		3			3
GYN PATH SERVICES			3	100%	3
PERDIDO URGENT CARE			3	100%	3
ARCPPOINT LABS OF ST PETERSBURG		1	2	67%	3
UNIVERSITY OF MIAMI MILLER SCHOOL OF MEDICINE			3	100%	3
REELFOOT FAMILY WALK IN CLINIC		2	1	33%	3
NOVARI CARE LLC		3			3
YORK HOSPITAL - LABORATORY			3	100%	3
CAPTAIN JAMES A. LOVELL FEDERAL HEALTHCARE CENTER			3	100%	3
Mt Sinai Aventura			3	100%	3
MUNSON MEDICAL CENTER			3	100%	3
LAFAYETTE NURSING AND REHABILITATION CENTER		3			3
MONTANA DEPARTMENT OF PUBLIC HEALTH & HUMAN SERVICES			3	100%	3
Nashville Central Laboratory		3			3
DEACONESS HOSPITAL			3	100%	3
MULBERRY CARE CENTER			3	100%	3
LEE CONVENIENT CARE AT SUMMERLIN			3	100%	3
MIRIMUS INC		1	2	67%	3
PINELLAS PARK HEALTH CENTER - PINELLAS CHD		1	2	67%	3
EAST BANK HOSPITAL - UNIVERSITY OF MINNESOTA MEDICAL CENTER			3	100%	3
FAMILY MEDICINE AT HUNTERS CREEK		3			3
EAST HILL MEDICAL GROUP		2	1	33%	3
SEA LEVEL LABS			3	100%	3
MEDFUSION		2	1	33%	3
VIERA HOSPITAL, INC			3	100%	3
GROVES CENTER			3	100%	3
HOLMES REG MED CENTER CLINICAL LAB			3	100%	3
CARESPOT-WELLINGTON			3	100%	3
MID FLORIDA CLINICAL LABORATORY		2	1	33%	3
ACCESS HEALTH CARE		2	1	33%	3
NOT GIVEN		1	2	67%	3
ALLIANCE FOR MULTISPECIALTY RESEARCH		3			3
NORTH SHORE HOSP. INFECTION CONTROL			3	100%	3

COVID-19: testing by laboratory

Data through Dec 1, 2020 verified as of Dec 2, 2020 at 09:25 AM

Data in this report are provisional and subject to change.

The numbers in the table below represent the number of Florida and non-Florida residents for whom test results were received by the Department of Health. A person can be tested by more than one laboratory and can have both positive and negative results. **Therefore, the sum of the numbers in each column will be larger than the total number of people tested.**

Reporting lab	Inconclusive	Negative	Positive	Percent positive	Total
URGENT TEAM - MUSCLE SHOALS		3			3
CORTLAND REGIONAL MEDICAL CENTER		3			3
MCR HEALTH LAWTON CHILES ADMINISTRATION STE A		1	2	67%	3
INDIANA STATE DEPARTMENT OF HEALTH		1	2	67%	3
RED MOUNTAIN DIAGNOSTICS		3			3
Surrey Place Healthcare and Rehabilitation		3			3
US SPECIALTY LABS			3	100%	3
PPD - IXLAYER		3			3
MARSHFIELD LABORATORIES			3	100%	3
INN AT ASTON GARDENS, THE		2	1	33%	3
ERIE COUNTY PUBLIC HEALTH CLINICAL		3			3
FLORIDA DEPARTMENT OF HEALTH IN MIAMI DADE COUNTY		2	1	33%	3
COVENANT PEDIATRICS		1	2	67%	3
NORTHSIDE HOSPITAL		2	1	33%	3
WINDER NURSING INC DBA WINDER HEALTH CARE		3			3
VIRGINIA DIVISION OF CONSOLIDATED LABORATORIES			3	100%	3
CROSSVILLE MEDICAL GROUP		1	2	67%	3
PR HEALTH			3	100%	3
BOND CLINIC DR ELDEEB		1	2	67%	3
UT MEMPHIS UNIVERSITY HEALTH SERVICES			3	100%	3
PBC PREMIER FAMILY HEALTH			3	100%	3
SIGNATURE CARE PFLUGERVILLE			3	100%	3
MOULTRIE CREEK NURSING AND REHAB			3	100%	3
MINUTECLINIC, LLC, DBA MINUTECLINIC #6106		2	1	33%	3
GRACE MEDICAL HOME		2	1	33%	3
PRISMA HEALTH MIDLANDS			3	100%	3
BETTERMED URGENT CARE			3	100%	3
SCIENTIFIC LABORATORY DIVISION			3	100%	3
BROOKDALE BRANDON		3			3
OPENTRONS PRL		2	1	33%	3
HELIX MEDICAL CENTERS		1	2	67%	3
West Gate Village, LLC		3			3
PRIMECARE		2	1	33%	3
PREMIER FAMILY AND SPORTS MEDICINE		2	1	33%	3
PASSPORT HEALTH OF TAMPA BAY		3			3
MIDDLETOWN MEDICAL P C			3	100%	3
MANORCARE NURSING & REHABILITATION CENTER-NAPLES		3			3
NORTHERN LIGHT LABORATORY		1	2	67%	3
PEDIATRICS BY THE SEA JOG RD OFFICE			3	100%	3
VAIL VALLEY MEDICAL CENTER			3	100%	3
THONOTOSASSA COMMUNITY HEALTH CENTER			3	100%	3
ADVANCED EMURGENT CARE		2	1	33%	3
TNC WALK IN CLINIC		1	2	67%	3
NORTH BROWARD HOSPITAL DISTRICT HEALTHCARE FOR THE HOMELESS			3	100%	3
MINUTECLINIC DIAGNOSTIC OF NORTH CAROLINA PC		3			3
CONSULATE HEATH CARE AT WEST ALTAMONTE			3	100%	3
FLORIDA MEDICAL CLINIC IM MLK		3			3

COVID-19: testing by laboratory

Data through Dec 1, 2020 verified as of Dec 2, 2020 at 09:25 AM

Data in this report are provisional and subject to change.

The numbers in the table below represent the number of Florida and non-Florida residents for whom test results were received by the Department of Health. A person can be tested by more than one laboratory and can have both positive and negative results. **Therefore, the sum of the numbers in each column will be larger than the total number of people tested.**

Reporting lab	Inconclusive	Negative	Positive	Percent positive	Total
MARION COUNTY FIRE RESCUE		3			3
CGH MEDICAL CENTER			3	100%	3
SONATA DELRAY BEACH		2	1	33%	3
PEACEHEALTH LABORATORIES		2	1	33%	3
DEPARTMENT OF PATHOLOGY ROME MEMORIAL		3			3
BAY COUNTY HEALTH DEPARTMENT		2			2
EMORY UNIVERSITY HOSPITAL			2	100%	2
ACL LABORATORIES INDUSTRIAL TOXICOLOGY			2	100%	2
PEDIATRIC HEALTH CARE (3577)		1	1	50%	2
UNIVERSITY OF MARYLAND MEDICAL CENTER			2	100%	2
ALLIED PHYSICIANS GROUP PLLC		2			2
ADVENTHEALTH CAR CENTER APOPKA			2	100%	2
ADVANCED PEDIATRICS OF BOCA LLC			2	100%	2
PULSE & REMEDY LLC			2	100%	2
MINUTE-CLINIC DIAGNOSTIC OF VIRGINIA, LLC #794		2			2
JEFFERSON COUNTY HEALTH DEPARTMENT-MONTICELLO		2			2
STARR COUNTY MEMORIAL HOSPITAL			2	100%	2
MAIN STREET MEDICAL CENTER OF CRESTVIEW PA			2	100%	2
VALLEY BAPTIST MEDICAL CENTER: BROWNSVILLE			2	100%	2
ADVANCED URGENT CARE CENTER OF THE UPPER KEYS			2	100%	2
URGENT MED INC		1	1	50%	2
PEDIATRICS AND ADOLESCENT MEDICINE		2			2
ROSS MEDICAL GROUP			2	100%	2
JOHNNIE RUTH CLARKE LAB			2	100%	2
WISE HEALTH SYSTEM		1	1	50%	2
PALM MEDICAL CENTER - PLANT CITY		2			2
CORNERSTONE MEDICAL CARE OF BRANDON		2			2
Greystone Nursing and Rehab, LLC			2	100%	2
IN AND OUT URGENT CARE			2	100%	2
CELEBRATION PEDIATRICS			2	100%	2
VIRTUA MEMORIAL HOSPITAL BURLINGTON COUNTY			2	100%	2
JEFFERSON WASHINGTON TOWNSHIP HOSPITAL		2			2
CHILDRENS MEDICAL CENTER			2	100%	2
SKIPPACK MEDICAL LAB			2	100%	2
HAWAII DEPARTMENT OF HEALTH			2	100%	2
CYPRESS VILLAGE		1	1	50%	2
HOSPICE OF MARTIN & ST LUCIE, INC		2			2
DOCTOR 4 U CLINIC			2	100%	2
RIO PINAR HEALTH CARE			2	100%	2
WHOLE FAMILY HEALTH CENTER INC		1	1	50%	2
UNIVERSITY OF WASHINGTON MEDICAL CENTER (UWMC) EMERGENCY DEPT.			2	100%	2
SIGNATURE HEALTHCARE OF MIDDLEBURG		2			2
SARASOTA MEMORIAL MEDICAL URGENT CARE CENTER			2	100%	2
L3HARRIS FAMILY MEDICAL CENTER			2	100%	2
DOCTORS HOSPITAL RENAISSANCE			2	100%	2
ADVENTHEALTH MEDICAL GROUP PEDIATRICS AT		1	1	50%	2
PRINCETON BMC LABORATORY		2			2

COVID-19: testing by laboratory

Data through Dec 1, 2020 verified as of Dec 2, 2020 at 09:25 AM

Data in this report are provisional and subject to change.

The numbers in the table below represent the number of Florida and non-Florida residents for whom test results were received by the Department of Health. A person can be tested by more than one laboratory and can have both positive and negative results. **Therefore, the sum of the numbers in each column will be larger than the total number of people tested.**

Reporting lab	Inconclusive	Negative	Positive	Percent positive	Total
CARENOW-LEBANON		1	1	50%	2
SPECIALTY LABORATORIES			2	100%	2
JOHNSON CITY MEDICAL CENTER		1	1	50%	2
YORKVILLE PEDIATRIC URGENT CARE		2			2
CLINICA HISPANIA			2	100%	2
APOLLO SURGERY CENTER			2	100%	2
INSPIRED LIVING AT PALM BAY		2			2
ST. CLOUD PHARMACY AND WELLNESS CENTER		2			2
UNIVERSITY HOSPITAL OF BROOKLYN		2			2
ALTRU DIAGNOSTICS INC			2	100%	2
UC CORAL GABLES			2	100%	2
MC DIAGNOSTIC OF CONNECTICUT PC #459		2			2
GINKGO-IXLAYER		2			2
UNIVERSITY OF MICHIGAN		2			2
ADVENT HEALTH - TUSKAWILLA		2			2
MONTEFIORE MEDICAL CENTER LABS MONTEFIORE		1	1	50%	2
BNC Medical Investors, LLC Berrien Nursing & Rehabilitation Center		2			2
ST VINCENTS AMBULATORY CARE INC DBA			2	100%	2
COL CROSSROAD		1	1	50%	2
FLORENCE - HUNTSVILLE HOSPITAL URGENT CARE		2			2
INA		1	1	50%	2
MOBILE COUNTY HEALTH DEPARTMENT		1	1	50%	2
ORLANDO LUTHERAN TOWERS		1	1	50%	2
CARENOW URGENT CARE-DONELSON		2			2
MERCY HEALTH LAB		1	1	50%	2
RIVERWOOD CENTER,THE			2	100%	2
GULF COAST REGIONAL MEDICAL CARE		2			2
KINGS BAY PEDIATRICS LLC			2	100%	2
GEISINGER MEDICAL CENTER		2			2
NEW YORK STATE DEPARTMENT OF HEALTH		1	1	50%	2
TMH EC NORTHEAST LABORATORY			2	100%	2
SUNCOAST BLOOD BANK			2	100%	2
MORRISTOWN MEMORIAL HOSPITAL		2			2
LIFT HEALTH		2			2
SOUTHSIDE FAMILY MEDICAL		2			2
Robert Cranfield			2	100%	2
TARPON SPRINGS PEDIATRICS, LLC			2	100%	2
CROSSROADS			2	100%	2
PINARD HOME HEALTH SERVICES INC			2	100%	2
DOCS URGENT CARE			2	100%	2
DMC UNIVERSITY LABORATORIES		1	1	50%	2
BIOHEALTH MEDICAL LAB INC			2	100%	2
VILLA HEALTH NH LLC			2	100%	2
MID-FLORIDA HEMATOLOGY AND ONCOLOGY CENTERS		2			2
HANOVER ENDOSCOPY CENTER		2			2
SPARROW CENTRAL LAB			2	100%	2
SOUTH DAKOTA DEPARTMENT OF HEALTH		2			2

COVID-19: testing by laboratory

Data through Dec 1, 2020 verified as of Dec 2, 2020 at 09:25 AM

Data in this report are provisional and subject to change.

The numbers in the table below represent the number of Florida and non-Florida residents for whom test results were received by the Department of Health. A person can be tested by more than one laboratory and can have both positive and negative results. **Therefore, the sum of the numbers in each column will be larger than the total number of people tested.**

Reporting lab	Inconclusive	Negative	Positive	Percent positive	Total
CPL LABS			2	100%	2
ST. JOSEPH REGIONAL MEDICAL CENTER			2	100%	2
PM PEDIATRICS OF BAYSIDE PLLC - HOPEWELL JUNCTION		2			2
TRICORE REFERENCE LABORATORY		1	1	50%	2
TALLAHASSEE MEMORIAL HEALTHCARE FAMILY MED RESIDENCY			2	100%	2
SPECTRA LABS		1	1	50%	2
FIRST QUALITY LABORATORY			2	100%	2
CVS MINUTE CLINIC, LLC #22		2			2
TARPON BAYOU CENTER			2	100%	2
CELEBRATION PEDIATRICS PA			2	100%	2
AMERICAN MEDICAL LABORATORIES			2	100%	2
VERILY LAB		2			2
UT AUSTIN UNIVERSITY HEALTH SERVICES			2	100%	2
PEPIN ACADEMIES-PASCO		2			2
HEALTHWORKS MED GROUP OF FLORIDA PA		2			2
ISLAND DOCTORS DAYTONA			2	100%	2
TIFTON CARECONNECT URGENT CARE			2	100%	2
BAYLOR COLLEGE OF MEDICINE			2	100%	2
COMMONS AT ORLANDO LUTHERAN TOWERS SNF			2	100%	2
LIFEHOPE LABS			2	100%	2
MINUTE-CLINIC DIAGNOSTIC OF VIRGINIA, LLC #2003		1	1	50%	2
MAIMONIDES-SHALOM ACADEMY, INC		2			2
FAST PACE MEDICAL CLINIC		2			2
PELICAN LANDING		1	1	50%	2
NORTHWELL HEALTH			2	100%	2
GENETIC ASSAYS INC			2	100%	2
MORGAN STANLEY HEALTH CENTER		2			2
COVANCE			2	100%	2
FLORIDA HOSPITAL LABORATORIES		2			2
NORTH DAKOTA DEPT OF HEALTH MICROBIOLOGY			2	100%	2
JRS LABORATORY			2	100%	2
UW HOSPITAL AND CLINICS		1	1	50%	2
BRANDYWYNE HEALTH CARE CENTER			2	100%	2
CRESTVIEW IMMEDIATE CARE LL			2	100%	2
ORANGE COUNTY HEALTH DEPARTMENT		1	1	50%	2
UT PATH			2	100%	2
PINECREST PEDIATRICS GROUP LLC			2	100%	2
THE CLUB AT BOYNTON BEACH, LLC			2	100%	2
NEBRASKA MEDICAL CENTER			2	100%	2
ST LUKES HOSPITAL			2	100%	2
Lakeside Oaks Care Center			2	100%	2
WISCONSIN STATE LABORATORY OF HYGIENE		1	1	50%	2
TERRACE AT HOBE SOUND, THE		1	1	50%	2
ADVANCED URGENT CARE LLC			2	100%	2
UNITY HEALTH AND REHABILITATION CENTER			2	100%	2
RAINBOW PEDIATRIC CENTER PA		1	1	50%	2
PRECISION DIAGNOSTIC INC		2			2

COVID-19: testing by laboratory

Data through Dec 1, 2020 verified as of Dec 2, 2020 at 09:25 AM

Data in this report are provisional and subject to change.

The numbers in the table below represent the number of Florida and non-Florida residents for whom test results were received by the Department of Health. A person can be tested by more than one laboratory and can have both positive and negative results. **Therefore, the sum of the numbers in each column will be larger than the total number of people tested.**

Reporting lab	Inconclusive	Negative	Positive	Percent positive	Total
Enterprise Health and Rehabilitation Center		2			2
87TH MEDICAL GROUP – MCGUIRE AMBULATORY CARE FACILITY		2			2
URGENT TEAM - HUNTSVILLE		2			2
NOVADX		2			2
FOUNTAINS OF HOPE LLC, THE		2			2
PALMS, THE		2			2
FLORIDA DEPARTMENT OF HEALTH IN TAYLOR COUNTY		1	1	50%	2
COMMONWEALTH OF MASSACHUSETTS			2	100%	2
OHIO DEPARTMENT OF HEALTH			2	100%	2
VIRGINIA DEPT OF HEALTH OFFICE OF EPIDEMIOLOGY			2	100%	2
STEWART ST ELIZABETH MEDICAL CENTER			2	100%	2
Heritage Park Rehabilitation & Healthcare		2			2
NLC LABS			2	100%	2
DALLAS MEDICAL CENTER			2	100%	2
CITRUS COUNTY HEALTH DEPARTMENT		1	1	50%	2
UW MEDICINE VIROLOGY LAB			2	100%	2
DISCOVERY VILLAGE AT THE FORUM		2			2
Okeechobee Health Care Facility		2			2
LIFE CARE CENTER OF PALM BAY□		2			2
ADVENTHEALTH EAST ORLANDO EMPLOYEE CLINIC		2			2
SPECTRUM HEALTH			2	100%	2
MARCO ISLAND HOSPITAL INC D/B/A		1	1	50%	2
MINUTECLINIC DIAGNOSTIC OF OHIO #6192		2			2
LAKE NONA PEDIATRICS IN ASSOCIATION WITH NEMOURS		2			2
NEMOURS CHILDREN'S URGENT CARE			2	100%	2
Cleveland Clinic Weston			2	100%	2
BERNHARDT LABORATORIES			2	100%	2
URGENT CARE & FAMILY PRACTICE CENTER			2	100%	2
CEDARS-SINAI MEDICAL CENTER			2	100%	2
FIRST CHOICE MEDICAL PC			2	100%	2
TREASURE COAST MEDICAL ASSOCIATES INC			2	100%	2
INSPIRIT SENIOR LIVING			2	100%	2
FLORIDA MEDICAL CL ODOM TPA			2	100%	2
MINUTECLINIC DIAGNOSTIC OF NORTH CAROLINA, PC		1	1	50%	2
WALGREENS #05477		2			2
VENICE GREEN VILLAGE		2			2
INTERNAL MEDICINE ASSOCIATES-DUNELLON			2	100%	2
ROANE MEDICAL CENTER		1	1	50%	2
FAMILY CARE			2	100%	2
The Care Center at Pinellas Park		2			2
TENNESSEE DEPARTMENT OF HEALTH (TDH) - REGIONAL LABORATORY			2	100%	2
FLORIDA COMMUNITY HEALTH CENTERS, INC.			2	100%	2
JOSEF SCHENKER MD PC DBA CENTERS URGENT		1	1	50%	2
HEART OF FLORIDA HEALTH CENTER INC			2	100%	2
MINUTECLINIC DIAGNOSTIC OF TEXAS		2			2
SANFORD REGIONAL HOSPITAL WORTHINGTON		2			2
PEACEHEALTH CENTRAL		2			2

COVID-19: testing by laboratory

Data through Dec 1, 2020 verified as of Dec 2, 2020 at 09:25 AM

Data in this report are provisional and subject to change.

The numbers in the table below represent the number of Florida and non-Florida residents for whom test results were received by the Department of Health. A person can be tested by more than one laboratory and can have both positive and negative results. **Therefore, the sum of the numbers in each column will be larger than the total number of people tested.**

Reporting lab	Inconclusive	Negative	Positive	Percent positive	Total
MEDICAL CENTER AT OCEAN REEF,THE		2			2
PTC LABORATORIES			2	100%	2
RUSH UNIVERSITY MEDICAL CENTER LABORATORY			2	100%	2
PALOS COMMUNITY HOSPITAL LABORATORY			2	100%	2
GRAND VILLA OF MELBOURNE			2	100%	2
LOWELL GENERAL HOSPITAL			2	100%	2
ADVANCED RESEARCH FOR HEALTH IMPROVEMENT		1	1	50%	2
ORLANDO ORTHOPAEDIC OUTPATIENT SURGERY CENTER			2	100%	2
ANTHEM LAKES LLC		2			2
PROPATH			2	100%	2
MEDICINE SHOPPE #1306 THE		1	1	50%	2
ATLAS GENOMICS			2	100%	2
LIFE CARE HOME HEALTH SERVICES LLC			2	100%	2
PREMIER LABORATORY SERVICES, LLC			2	100%	2
LEGACY LABORATORY SERVICES			2	100%	2
SOUTH FLORIDA FAMILY HEALTH & RESEARCH CTR			2	100%	2
MAIN STREET MEDICAL CENTERS		2			2
MINUTECLINIC, LLC #03268		2			2
LAKE MARY HEALTH AND REHABILITATION CENTER		1	1	50%	2
ADVICE FOR OPTIMAL WELLNESS			2	100%	2
THE PALMS REHABILITATION AND HEALTHCARE CENTER		2			2
LACORP		1	1	50%	2
SPRING HILL REGIONAL HOSPITAL			2	100%	2
UNIVERSITY OF MISSOURI HEALTH CARE			2	100%	2
Lake Charles Healthcare LLC dba Landmark Lake Charles			2	100%	2
DANIEL M LIBBY MD PLLC		2			2
MINUTE CLINIC LLC #5706		1	1	50%	2
MAILBOX DIAGNOSTICS		1	1	50%	2
GENERAL INTERNAL MEDICINE MEDICAL CTR CLINIC		1	1	50%	2
CENTERPLACE HEALTH, INC			2	100%	2
Fort Gaines Health and Rehab		2			2
TRUE HEALTH- HOFFNER		2			2
FLAGLER PROFESSIONAL HEALTH CAE SERVICES INC		2			2
JUPITER INTERNAL MEDICINE AND ASSOCIATES			2	100%	2
STUDENT HEALTH SERVICES			2	100%	2
GALEN BAYLOR EXTENSION		2			2
CVS MINUTE CLINIC DIAGNOSTIC OF TEXAS		2			2
INTEGRITY CLINICAL RESEARCH CENTER INC		1	1	50%	2
MEMORIAL SLOAN KETTERING CANCER CENTER		1	1	50%	2
TRUE HEALTH INC			2	100%	2
BMC/JACSONVILLE		1	1	50%	2
ASCENSION ST MICHAEL'S HOSPITAL LAB		1	1	50%	2
UNITED MEMORIAL MEDICAL CENTER			2	100%	2
PM PEDIATRICS OF BAYSIDE, PLLC - MANHASSET		2			2
BERGEN COUNTY SURGICAL AND ENDOSCOPY CENTER		2			2
COMPREHENSIVE CLINICAL RESEARCH, LLC			2	100%	2
CROSS CITY REHABILITATION AND HEALTH CARE CENTER		2			2

COVID-19: testing by laboratory

Data through Dec 1, 2020 verified as of Dec 2, 2020 at 09:25 AM

Data in this report are provisional and subject to change.

The numbers in the table below represent the number of Florida and non-Florida residents for whom test results were received by the Department of Health. A person can be tested by more than one laboratory and can have both positive and negative results. **Therefore, the sum of the numbers in each column will be larger than the total number of people tested.**

Reporting lab	Inconclusive	Negative	Positive	Percent positive	Total
PALMETTO FAMILY HEALTH CENTER			2	100%	2
AMERICAN SCIENTIFIC LABORATORIES LLC			2	100%	2
ALAN A SMITH MD LLC		2			2
The Ponce Therapy Care Center		2			2
AUSTIN REGIONAL CLINIC MICROBIOLOGY LAB			2	100%	2
STEWART MELBOURNE HOSPITAL, INC			2	100%	2
SOUTHEAST GEORGIA HEALTH SYSTEM			2	100%	2
FIRST CARE - MIDDLESBORO			2	100%	2
ALLIANCE PEDIATRICS PA			2	100%	2
PHYSICIANS IMMEDIATE CARE AURORA			2	100%	2
RIVERVIEW MEDICAL CLINIC		2			2
PACIFICA SENIOR LIVING OCALA		2			2
ASHTON PLACE		2			2
BRITO MEDICAL CENTER			2	100%	2
REGIONS HOSPITAL LABORATORY			2	100%	2
LAKELAND HILLS CENTER		1	1	50%	2
PIEDMONT HOSPITAL LAB			2	100%	2
OKLAHOMA STATE DEPARTMENT OF HEALTH-PUBLIC HEALTH LABORATORY			2	100%	2
MAGNOLIA ADULT, LLC			2	100%	2
JULIE STAATS DO		2			2
Lakeview Village		2			2
PM PEDIATRICS OF BAYSIDE PLLC		2			2
JUPITER MEDICAL CENTER URGENT CENTER			2	100%	2
REMISE OCCUPATIONAL HEALTH SOLUTIONS INC			2	100%	2
WYOMING DEPT OF HEALTH			2	100%	2
DEPARTMENT OF HEALTH AND HUMAN SERVICES DIVISION OF BEHAVIORAL HEALTH		1	1	50%	2
SUNNYSIDE MANOR		2			2
MD NOW URGENT CARE CENTER INC.			2	100%	2
MADISON HOSPITAL LABORATORY			2	100%	2
SCIENTIA DIAGNOSTICS			2	100%	2
ESTATES MEDICAL CENTER INC			2	100%	2
CONSULATE HEALTH CARE		1	1	50%	2
FLORIDA MEDICAL CLINIC -INTERNAL MED DADE CITY			2	100%	2
Workmens Circle Multicare Center		2			2
FLORIDA CLINICAL LABORATORY INC			2	100%	2
RAINY LAKE MEDICAL CENTER			2	100%	2
BENSONHURST URGENT CARE		2			2
HARTFORD HOSPITAL ANCILLARY LAB		1	1	50%	2
ADVENTHEALTH SEBRING- INFECTION CONTROL DEPARTMENT			2	100%	2
VAULT HEALTH			2	100%	2
ROCKEFELLER UNIVERSITY CLINICAL GENOMICS LABORATOR		2			2
ALVERNO CLINICAL LABORATORIES			2	100%	2
SOUTHWEST ORLANDO FAMILY MEDICINE, PL			2	100%	2
CHEROKEE COUNTY HEALTH AND REHAB CENTER		2			2
Elba Nursing and Rehabilitation Center, LLC		2			2
ST PETERSBURG PEDIATRICS-EAST BAY			2	100%	2
PALM CITY NURSING AND REHAB CENTER			2	100%	2

COVID-19: testing by laboratory

Data through Dec 1, 2020 verified as of Dec 2, 2020 at 09:25 AM

Data in this report are provisional and subject to change.

The numbers in the table below represent the number of Florida and non-Florida residents for whom test results were received by the Department of Health. A person can be tested by more than one laboratory and can have both positive and negative results. **Therefore, the sum of the numbers in each column will be larger than the total number of people tested.**

Reporting lab	Inconclusive	Negative	Positive	Percent positive	Total
BAPTIST HEALTHCARE - LAKEVIEW CENTER INC		2			2
HCR MANOR CARE SERVICES OF FLORIDA III INC		2			2
MINUTE CLINIC DIAGNOSTIC OF PENNSYLVANIA		2			2
BROOKDALE SENIOR LIVING			2	100%	2
CARESPOT EXPRESS HEALTHCARE			2	100%	2
YOUTH AND YOU, INC		2			2
CRUC CMCH-COVID-19		2			2
ADVANCED MEDICAL CARE			2	100%	2
Hialeah Nursing And Rehabilitation Center			2	100%	2
SCIENTIFIC LABORATORY COMPANY		2			2
MINUTECLINIC DIAGNOSTIC OF NORTH CAROLINA PC #7054		2			2
SHANDS AT LAKE SHORE LAB			2	100%	2
IMA MEDICAL CENTER		2			2
MEDSTAR HARBOR HOSPITAL			2	100%	2
BROOKDALE ORANGE PARK		2			2
TIEHH BIOTERRORISM RESPONSE LAB			2	100%	2
DOTHAN WEST FAMILY MEDICINE		1	1	50%	2
RAPID CITY RUGENT CARE			2	100%	2
ENTRUST IMMEDIATE CARE			2	100%	2
Magnolia Health and Rehab Center			2	100%	2
COASTAL FAMILY PRACTICE			2	100%	2
ADVICE FOR OPTIMAL WELLNESS, INC			2	100%	2
CDRX INFUSION			2	100%	2
FLORIDA KEYS PED & ADOLES CTR			2	100%	2
ASSOCIATES MD CYPRESS CREEK			2	100%	2
EXPRESSCARE URGENT CARE CENTER			2	100%	2
BELVEDERE COMMONS OF SUN CITY CENTER		2			2
COOK HOSPITAL AND CARE CENTER		1	1	50%	2
SPRINGS MEDICAL LAB		1	1	50%	2
TRINITAS REGIONAL MEDICAL CENTER		1	1	50%	2
SWEETWATER NURSING CENTER		2			2
NAVAL BRANCH MEDICAL CLINIC			2	100%	2
Broadview Multi-Care Center		2			2
DEKALB MEDICAL CENTER LABORATORY			2	100%	2
SCDHEC BUREAU OF LABORATORIES			2	100%	2
THE HOSPITAL OF PROVIDENCE EMERGENCY ROOM			2	100%	2
VANAYER HEALTHCARE AND REHAB CENTER		2			2
ST. MARY'S MEDICAL CENTER EVANSVILLE, INC			2	100%	2
REGENCY OAKS HEALTH CENTER		2			2
UTMB PATHOLOGY CLINICAL SERVICES LABORATORY			2	100%	2
RELIANT IMMUNE DIAGNOSTICS			2	100%	2
OHIO DEPARTMENT OF HEALTH LABORATORY		2			2
ST VINCENT'S ST CLAIR		1	1	50%	2
INSPIRA MEDICAL CENTER VINELAND LAB		2			2
MEMORIAL HERMANN CONSOLIDATED LABORATORY SERVICES			2	100%	2
AFFORDABLE PRIMARY CARE LLC		2			2
BAYSTATE MEDICAL CENTER		1	1	50%	2

COVID-19: testing by laboratory

Data through Dec 1, 2020 verified as of Dec 2, 2020 at 09:25 AM

Data in this report are provisional and subject to change.

The numbers in the table below represent the number of Florida and non-Florida residents for whom test results were received by the Department of Health. A person can be tested by more than one laboratory and can have both positive and negative results. **Therefore, the sum of the numbers in each column will be larger than the total number of people tested.**

Reporting lab	Inconclusive	Negative	Positive	Percent positive	Total
GREENLEAF ALF		2			2
COASTAL MEDICAL LAB			2	100%	2
OURMED		2			2
GARDENS HEALTH NH LLC		2			2
FL DEPT OF HEALTH MARION COUNTY MOBILE HEALTH UNIT			2	100%	2
ARLINGTON DIALYSIS CENTER LLC		2			2
NOVA SOUTHEASTERN UNIVERSITY - STUDENT MEDICAL CTR			2	100%	2
LEESBURG COMMUNITY HEALTH CENTERS			2	100%	2
University Center East			2	100%	2
VIGILINT HEALTHCARE		1	1	50%	2
TGH Brandon Healthplex Laboratory			2	100%	2
PINELLAS POINT NURSING AND REHAB			2	100%	2
LAKELAND REGIONAL HEALTH		2			2
CITRUS PARK			2	100%	2
ARKANSAS DEPARTMENT OF HEALTH			2	100%	2
PLANT CITY PEDIATRICS		2			2
WALGREENS #13605		2			2
SUMNER REGIONAL MEDICAL CENTER		2			2
KINGS COUNTY HOSPITAL CENTER			2	100%	2
ST BARNABAS HOSPITAL		2			2
DELCARE PA			2	100%	2
BOND AND STEELE CLINIC, PA		2			2
CALHOUN COUNTY HEALTH DEPT		2			2
FLORIDA MEDICAL CENTER OF CLEARWATER		2			2
PROFESSIONAL URGENT CARE SERVICES		1	1	50%	2
PHYSICIANS MEDICAL CENTER		2			2
Heartland Health Care Center North Sarasota		1	1	50%	2
MEDFIRST URGENT CARE			2	100%	2
HARTFORD HEALTH SERVICES LLC		2			2
MINUTECLINIC DIAGNOSTIC OF TEXAS, LLC #7435		2			2
JOHN D. ARCHBOLD MEM. HOSPITAL			2	100%	2
RUSSELL MEDICAL CENTER		2			2
CVS MINUTE CLINIC DIAGNOSTIC OF KANSAS, PA		2			2
SunTerrace Health Care Center		2			2
CARE 365			2	100%	2
BFT LAB			2	100%	2
FLORIDA PRIMARY & SPECIALTY CARE		2			2
PUTNAM COUNTY EMERGENCY RESCUE SERVICE		2			2
UNIVERSITY OF KANSAS MEDICAL CENTER			2	100%	2
BENTON PEDIATRICS		2			2
NATIONWIDE LABORATORY SERVICES		1	1	50%	2
MONROE COUNTY HEALTH DEPARTMENT			2	100%	2
STEBEN COUNTY PUBLIC HEALTH		2			2
FLORIDA HOSPITAL PHYSICIAN GROUP		1	1	50%	2
CERTIVIA LABORATORIES			2	100%	2
MAWD PATHOLOGY GROUP			2	100%	2
GOLDSTEIN			2	100%	2

COVID-19: testing by laboratory

Data through Dec 1, 2020 verified as of Dec 2, 2020 at 09:25 AM

Data in this report are provisional and subject to change.

The numbers in the table below represent the number of Florida and non-Florida residents for whom test results were received by the Department of Health. A person can be tested by more than one laboratory and can have both positive and negative results. **Therefore, the sum of the numbers in each column will be larger than the total number of people tested.**

Reporting lab	Inconclusive	Negative	Positive	Percent positive	Total
COLLIER HMA PHYSICIAN MANAGEMENT, LLC			2	100%	2
BAPTIST HEALTH MEDICAL CENTER			2	100%	2
ADVENTIST HINSDALE HOSPITAL LABORATORY			2	100%	2
PREMIER MEDICAL LABORATORY			2	100%	2
DEPT OF HEALTH			2	100%	2
CVS MINUTE CLINIC DIAGNOSTIC OF TEXAS LLC		2			2
NAVAL MEDICAL CENTER SAN DIEGO			2	100%	2
PARADIGM LABORATORIES			2	100%	2
WEISS PEDIATRIC CARE LLC		2			2
MINUTECLINIC DIAGNOSTIC OF TEXAS, LLC		2			2
PHYSICIANS LABORATORY SERVICES			2	100%	2
PEACE RIVER MEDICAL CENTER		2			2
ORCHID COVE			2	100%	2
CULLMAN REGIONAL MEDICAL CENTER		2			2
FLORIDA MEDICAL CLINIC CARDIOLOGY-ZH			2	100%	2
NATIONAL JEWISH HEALTH			2	100%	2
SYLVAN NURSING			2	100%	2
MOBIL LAB FOR ALL INC		2			2
ASCENSION ST VINCENT'S RIVERSIDE			2	100%	2
FEDERAL CORRECTIONAL INSTITUTION MARIANNA			2	100%	2
CONEMAUGH MEMORIAL MEDICAL CENTER		2			2
SACRED HEART HOSPITAL ON THE EMERALD			2	100%	2
AVANTE AT OCALA INC			2	100%	2
SHORE MEDICAL CENTER		2			2
PUBLIC HEALTH TRUST OF MIAMI DADE COUNTY			2	100%	2
LA MER NH LLC			2	100%	2
LEE MEMORIAL HEALTH SYSTEM		2			2
BAYMEADOWS PRIMARY CARE		2			2
WHOLE CHILD PEDIATRICS			2	100%	2
HOUSTON HEALTH DEPARTMENT - BUREAU OF LABORATORY SERVICES			2	100%	2
MEDICAL CENTER LABORATORY			2	100%	2
IMIC INC RESEARCH			2	100%	2
MINUTECLINIC DIAGNOSTIC OF PA LLC		2			2
SMOKY MOUNTAIN URGENT CARE AND FAMILY MEDICINE CENTER			2	100%	2
CHESTERFIELD HEALTHCARE GROUP, INC		2			2
REDMED OF CROSSTOWN		1	1	50%	2
CHAPPEL GROUP RESEARCH, THE		2			2
DRR JMC URGENT CARE DONALD ROSS			2	100%	2
SINAI PLAZA NURSING AND REHAB CENTER			2	100%	2
HOME ACCESS HEALTH			2	100%	2
CUMBERLAND MEDICAL CENTER INC		2			2
NEW BRIDGE MEDICAL CENTER		2			2
FLORIDA HOSPITAL APOPKA		1	1	50%	2
Fouraker Hills Rehab and Nursing			2	100%	2
UK HEALTHCARE			2	100%	2
JACKSON LABORATORY OF GENOMIC MEDICINE		2			2
MEDICANA NURSING AND REHAB CENTER			2	100%	2

COVID-19: testing by laboratory

Data through Dec 1, 2020 verified as of Dec 2, 2020 at 09:25 AM

Data in this report are provisional and subject to change.

The numbers in the table below represent the number of Florida and non-Florida residents for whom test results were received by the Department of Health. A person can be tested by more than one laboratory and can have both positive and negative results. **Therefore, the sum of the numbers in each column will be larger than the total number of people tested.**

Reporting lab	Inconclusive	Negative	Positive	Percent positive	Total
TERRACE OF ST CLOUD, THE		1	1	50%	2
WRIGHTS HEALTH CARE AND REHABILITATION CENTER		2			2
VALDOSTA FAMILY MEDICINE			2	100%	2
PUBLIC HEALTH LABORATORY	1		1	50%	2
PALM GARDEN OF ORLANDO		2			2
EASTLAKE MEDICAL CENTER		2			2
IN & OUT URGENT CARE METAIRIE			2	100%	2
SURGERY CENTER, THE			1	100%	1
SIGNATURE CARE MEMORIAL CITY			1	100%	1
MRMC LAB MICRO			1	100%	1
SOUTH FLORIDA PEDIATRIC PARTNERS			1	100%	1
MINUTECLINIC DIAGNOSTIC OF NEW MEXICO LLC #7552		1			1
RENFREW CENTERS INC		1			1
ALLEGANY COUNTY DEPARTMENT OF HEALTH		1			1
JACKSON MADISON CO. GEN. HOSPITAL			1	100%	1
A.G. Rhodes		1			1
HEALTHQUEST, INC			1	100%	1
PANCARE HEALTH - VERNON ELEMENTARY			1	100%	1
CHRISTIANA HOSPITAL		1			1
SPECTRUM LUDINGTON			1	100%	1
FIU HEALTH CARE CENTER			1	100%	1
VIERA HEALTH AND REHABILITATION CENTER			1	100%	1
HOSPICE OF THE TREASURE COAST			1	100%	1
ASCENSION ST VINCENT'S MEDICAL CENTER			1	100%	1
MEA PRIMARY CARE PLUS BYRAM			1	100%	1
MARYLAND DEPARTMENT OF HEALTH AND MENTAL HYGIENE-LABORATORIES			1	100%	1
LAREDO EMERGENCY ROOM			1	100%	1
ALOHA HOME CARE LLC DBA ACCENTCARE HOME HEALTH OF		1			1
SKY RIDGE MEDICAL CENTER - MICRO			1	100%	1
PROFESSIONAL HEALTH EXAMINERS			1	100%	1
LUTHERAN HAVEN ASSISTED LIVING		1			1
DEPT OF VA MEDICAL CENTER - MIAMI			1	100%	1
TENNOVA HEALTHCARE - CLEVELAND			1	100%	1
UCH LAB			1	100%	1
SHAMRA MEDICAL LABORATORY			1	100%	1
ALL CARE URGENT CARE			1	100%	1
Brio of Johnston		1			1
TANGLEWOOD MANOR		1			1
CVA MINUTE CLINIC DIAGNOSTIC OF VIRGINIA, LLC		1			1
SHANDS JACKSONVILLE CLINICAL CENTER			1	100%	1
PANCARE HEALTH - ALTHA PUBLIC			1	100%	1
BRIGHAM AND WOMEN'S HOSPITAL			1	100%	1
FLORIDA DEPARTMENT OF HEALTH PALM BEACH COUNTY			1	100%	1
LEGACY ER & URGENT CARE - FRISCO WEST			1	100%	1
ALPHA CLINICAL LABORATORY CORP.			1	100%	1
Lab MSMC Hialeah			1	100%	1
TRUMAN MEDICAL CENTER - HOSPITAL HILL			1	100%	1

COVID-19: testing by laboratory

Data through Dec 1, 2020 verified as of Dec 2, 2020 at 09:25 AM

Data in this report are provisional and subject to change.

The numbers in the table below represent the number of Florida and non-Florida residents for whom test results were received by the Department of Health. A person can be tested by more than one laboratory and can have both positive and negative results. **Therefore, the sum of the numbers in each column will be larger than the total number of people tested.**

Reporting lab	Inconclusive	Negative	Positive	Percent positive	Total
PROGRESSIVE MEDICAL LAB LLC			1	100%	1
MAYO CLINIC BEACHES PRIMARY CARE CTR		1			1
SPRINGFIELD HOSPITAL			1	100%	1
PHYSICIANS PREMIER			1	100%	1
BRANDON REGIONAL EMERGENCY CTR			1	100%	1
MEDEXPRESS - BLOOMIN BRANDS			1	100%	1
WALKIN MEDICAL URGENT CARE,NEW CITY			1	100%	1
EAST NAPLES PEDIATRICS			1	100%	1
EAST TENNESSEE STATE UNIVERSITY		1			1
MANSFIELD MEDICAL LODGE			1	100%	1
PHYSICIANS URGENT CARE			1	100%	1
WANTAGH URGENT CARE		1			1
SHEEPSHEAD BAY URGENT CARE		1			1
SAINT BARNABAS MEDICAL CENTER		1			1
HOLY FAMILY MEDICAL CENTER		1			1
Glen Oaks Health and REhabilitation		1			1
MEDONE URGENT CARE			1	100%	1
FORT MYERS REHABILITATION AND NURSING CENTER		1			1
ADVENTIST HEALTH SYSTEM FLORIDA DEPT OF HEALTH		1			1
ANY LAB TEST FAST CORP			1	100%	1
PRIMECARE AT PORT ORANGE			1	100%	1
Cortland Acres Association		1			1
OMNICARE PHARMACY OF TEXAS 1, LP		1			1
CHRISTUS SPOHN HOSPITAL			1	100%	1
Metro West Nursing and Rehab			1	100%	1
LIGHTHOUSE PEDIATRICS OF NAPLES			1	100%	1
VIVEX/UMTB BIOMEDICAL			1	100%	1
ALTA BATES SUMMIT MEDICAL CENTER CLINICAL LAB			1	100%	1
HEALTHCARE ASSOCIATES OF IRVING, LLP			1	100%	1
FLORIDA KEYS PED AND ADOLES CTR			1	100%	1
SOUTHERN HILLS MEDICAL CENTER			1	100%	1
FLORIDA DEPARTMENT OF HEALTH SEMINOLE COUNTY		1			1
Bolingreen Health and Rehabilitation		1			1
WEST COAST FAMILY MEDICAL CARE			1	100%	1
CLIFTON-FINE HOSPITAL LABORATORY		1			1
HELGEMO & LIOU PEDIATRICS			1	100%	1
PALM BEACH DIABETES AND ENDOCRINE SPECIALISTS, PA			1	100%	1
STANDIFER PLACE		1			1
OCHSNER MEDICAL CENTER			1	100%	1
PULSE MEDICAL GROUP INC			1	100%	1
BAYOU URGENT CARE			1	100%	1
HIBISCUS COURT			1	100%	1
Buena Vista Care Center		1			1
HERNANDO CHILDREN'S			1	100%	1
ROCKWALL URGENT CARE			1	100%	1
FAIRFIELD MEDICAL CENTER			1	100%	1
PASCO COUNTY HEALTH DEPARTMENT			1	100%	1

COVID-19: testing by laboratory

Data through Dec 1, 2020 verified as of Dec 2, 2020 at 09:25 AM

Data in this report are provisional and subject to change.

The numbers in the table below represent the number of Florida and non-Florida residents for whom test results were received by the Department of Health. A person can be tested by more than one laboratory and can have both positive and negative results. **Therefore, the sum of the numbers in each column will be larger than the total number of people tested.**

Reporting lab	Inconclusive	Negative	Positive	Percent positive	Total
MAINE HEALTH AND ENVIRONMENTAL TESTING LABORATORY			1	100%	1
CVS MINUTE CLINIC DIAG OF IND LLC #5206		1			1
Rio Grande City Nursing and Rehab Center			1	100%	1
ADVENTHEALTH PHYSICIAN GROUP – APPLEWOOD			1	100%	1
FLORIDA DEPARTMENT OF HEALTH (FDOH)			1	100%	1
LITTLE FALLS HOSPITAL LABORATORY		1			1
MINUTECLINIC DIAGNOSTIC OF NORTH CAROLINA PC #5341		1			1
FHPG SURGICAL ASSOCIATES OF EAST PASCO			1	100%	1
SUN CLINICAL LABORATORIES			1	100%	1
CARE POINT HEALTH AND WELLNESS CENTER		1			1
US LABORATORIES			1	100%	1
BRISTOL REGINAL MEDICAL CENTER			1	100%	1
FLORIDA FAMILY LABORATORY		1			1
ST. LUKE'S HOSPITAL - BETHLEHEM CAMPUS		1			1
KEY WEST BRANCH MEDICAL CLINIC			1	100%	1
SILVERMAN			1	100%	1
SCIENCE CARE			1	100%	1
ST. JOHN HOSPITAL & MEDICAL CENTER			1	100%	1
MEDEXPRESS URGENT CARE - BLUEFIELD			1	100%	1
HILTON HEAD HOSPITAL/INPATIENT			1	100%	1
BEAUMONT HOSPITAL			1	100%	1
VETERANS AFFAIRS MEDICAL CENTER - GREATER LOS ANGELES			1	100%	1
SHAH			1	100%	1
LABORATORY COPRORATION OF AMERICA			1	100%	1
AFC PHYSICIANS OF FLORIDA, PA			1	100%	1
BLACK STALLION WALK IN AND EXERCISE CLINICS LLC		1			1
SPECIALTY DRUG TESTING			1	100%	1
NAVAL MEDICAL CENTER			1	100%	1
TITUSVILLE CENTER FOR SURGICAL EXCELLENCE LLC		1			1
INTERMOUNTAIN MEDICAL CENTER			1	100%	1
HIGHLAND PARK LAKEWOOD PRESTON HOLLOW			1	100%	1
ADVANCED PEDIATRICS			1	100%	1
FAMILY HEALTH CENTER			1	100%	1
GEORGE WASHINGTON UNIVERSITY HOSPITAL			1	100%	1
TENNOVA ER - SANGO			1	100%	1
PALMA CEIA MED GROUP-SWANN		1			1
GSM OCED Subsection			1	100%	1
Imperial Healthcare Centre			1	100%	1
AVERA ST. MARY'S HOSPITAL			1	100%	1
BIOMERIEUX			1	100%	1
Chateau Living Center			1	100%	1
Medicalodges Neosho			1	100%	1
ORCHID TERRACE		1			1
MEDCARE QUALITY MEDICAL CENTER LLC			1	100%	1
OCEAN MEDICAL CENTER		1			1
SPECTRUM LABORATORY			1	100%	1
SACRED HEART HEALTH SYSTEM, INC			1	100%	1

COVID-19: testing by laboratory

Data through Dec 1, 2020 verified as of Dec 2, 2020 at 09:25 AM

Data in this report are provisional and subject to change.

The numbers in the table below represent the number of Florida and non-Florida residents for whom test results were received by the Department of Health. A person can be tested by more than one laboratory and can have both positive and negative results. **Therefore, the sum of the numbers in each column will be larger than the total number of people tested.**

Reporting lab	Inconclusive	Negative	Positive	Percent positive	Total
MEMORIAL HERMANN SOUTHWEST HOSPITAL			1	100%	1
NONA MEDICAL ARTS		1			1
ST MARYS MEDICAL CENTER			1	100%	1
CITRONELLE HEALTH AND REHABILITATION CENTER		1			1
Vi at Aventura		1			1
HYDE PARK MEDICAL CENTER		1			1
ASHLEY PEDIATRICS			1	100%	1
GUARDANT HEALTH		1			1
FAMILY CARE PARTNERS URGENT CARE LLC			1	100%	1
COMPASSION PEDIATRICS			1	100%	1
TALLAHASSEE PRIMARY CARE ASSOCIATES PA			1	100%	1
THE HEART HOSPITAL BAYLOR PLANO			1	100%	1
HEALTH FIRST MEDICAL GROUP LLC			1	100%	1
INTEGRATED REGIONAL LABS			1	100%	1
COLONIAL MEDICAL CENTER-EAST ORLANDO			1	100%	1
MIAMI CHILDRENS HOSPITAL MIDTOWN OUTPATIENT CENTER			1	100%	1
CELEBRATION FAMILY PHYSICIANS LLC			1	100%	1
MINUTE CLINIC OF KANSAS PA			1	100%	1
MARYLAND DEPARTMENT OF HEALTH AND MENTAL HYGIENE			1	100%	1
ASPIRUS RIVERVIEW HOSPITAL & CLINICS INC		1			1
JACKSONVILLE STATEFL			1	100%	1
TIMPANOGOS REGIONAL HOSPITAL			1	100%	1
SCRIPPS CLINIC MEDICAL			1	100%	1
VALLEY MEDICAL LABORATORY			1	100%	1
DONALSONVILLE HOSPITAL			1	100%	1
CARE STATION MEDICAL GROUP		1			1
SAINT ALPHONSUS REGIONAL MEDICAL CENTER			1	100%	1
FALKVILLE HEALTHCARE		1			1
BAPTIST HOSPITAL OF MIAMI MCI BROWARD LABORATORY			1	100%	1
Florida Clinical Laboratory			1	100%	1
WARD MEMORIAL HOSPITAL		1			1
COLLINS NURSING HOME		1			1
BEST MEDICAL CENTER		1			1
MINUTE CLINIC			1	100%	1
PINELLAS CHD - CLEARWATER			1	100%	1
CONSOLIDATED			1	100%	1
AUSTIN PUBLIC HEALTH			1	100%	1
MEDIC INFUSION PA		1			1
THYROID SPECIALTY LABORATORY			1	100%	1
ST. VINCENT HOSPITAL			1	100%	1
PHYSICIAN ASSOCIATES, LLC			1	100%	1
LIBERTY HEALTH CENTER			1	100%	1
BMC/NASSAU			1	100%	1
NURSING PLUS OF BROWARD LLC		1			1
Harris Hill Nursing Facility		1			1
DOCTORS HEARING			1	100%	1
RIVIERA BEACH HEALTH CENTER LAB			1	100%	1

COVID-19: testing by laboratory

Data through Dec 1, 2020 verified as of Dec 2, 2020 at 09:25 AM

Data in this report are provisional and subject to change.

The numbers in the table below represent the number of Florida and non-Florida residents for whom test results were received by the Department of Health. A person can be tested by more than one laboratory and can have both positive and negative results. **Therefore, the sum of the numbers in each column will be larger than the total number of people tested.**

Reporting lab	Inconclusive	Negative	Positive	Percent positive	Total
CULVER CITY URGENT CARE			1	100%	1
MY URGENT CARE CLINIC			1	100%	1
CALIFORNIA PUBLIC HEALTH LABORATORY			1	100%	1
PARKLAND HEALTH & HOSPITAL			1	100%	1
ORLANDO FAMILY MEDICAL INC		1			1
ST. LUKES HOSPITAL			1	100%	1
RAPID CITY REGIONAL HOSPITAL -579 ATTN. LABORATORY		1			1
MEDICAL CLINIC OF HOUSTON			1	100%	1
TREASURE COAST MEDICAL CONCIERGE LLC			1	100%	1
SV MOBILE HEALTH			1	100%	1
MIAMI-DADE COUNTY HEALTH DEPT.		1			1
CVS HEALTH, #2043		1			1
ST. MICHAEL'S ELITE HOSPITAL			1	100%	1
Cornerstone at the Ranch		1			1
DERMDX, DIV OF AURORA DIAGNOSTICS/BERNHARDT LAB		1			1
FLORIDA HOSPITAL TRANSPLANT CENTER		1			1
Manorcare Health Services West Reading North		1			1
CFHC - FROSTPROOF			1	100%	1
ENCOMPASS HEALTH HOME HEALTH		1			1
ADVENT HEALTH APOPKA		1			1
BRADENTON PHYSICIAN MEDICAL CENTER			1	100%	1
FAMILY MEDICAL CENTERS			1	100%	1
Masonic Medical Research Institute			1	100%	1
VA OPTOMETRY CLINIC			1	100%	1
Elm Crest Senior Living Community		1			1
LAKEVIEW REGIONAL HOSPITAL			1	100%	1
CROSS CREEK HEALTH CARE		1			1
UNIVERSITY OF MARYLAND PATHOLOGY ASSOCIATES			1	100%	1
LEXINGTON PLACE SENIOR LIVING COMMUNITY		1			1
AFFINITY URGENT CARE			1	100%	1
FHPG_EXP CARE W HILLSBOROUGH			1	100%	1
CONWAY MEDICAL CENTER			1	100%	1
NORTH CAROLINA STATE LABORATORY OF PUBLIC HEALTH, SPECTRUM LAB NETWORK			1	100%	1
SMITH KLINE			1	100%	1
BAYCARE MEDICAL GROUP INC			1	100%	1
OXY-GENLAB			1	100%	1
HANCOCK REGIONAL HOSPITAL		1			1
CELEBRATION HOSPITAL			1	100%	1
HALEYVILLE HEALTH CARE CENTER		1			1
CORPORATION OF AMERICA		1			1
CLINICAL LABORATORY DEPARTMENT			1	100%	1
Oakview Manor Health and Rehab		1			1
APC PEDIATRICS			1	100%	1
WEST VIRGINIA UNIVERSITY HOSPITALS			1	100%	1
IDAHO HEALTH DEPARTMENT			1	100%	1
DIXITKUMAR N MODI MD PA			1	100%	1
BROOKSVILLE REGIONAL HOSPITAL			1	100%	1

COVID-19: testing by laboratory

Data through Dec 1, 2020 verified as of Dec 2, 2020 at 09:25 AM

Data in this report are provisional and subject to change.

The numbers in the table below represent the number of Florida and non-Florida residents for whom test results were received by the Department of Health. A person can be tested by more than one laboratory and can have both positive and negative results. **Therefore, the sum of the numbers in each column will be larger than the total number of people tested.**

Reporting lab	Inconclusive	Negative	Positive	Percent positive	Total
COMMUNITY MEDICAL CENTER-ORANGE CITY		1			1
SONNI'S PEDIATRICS			1	100%	1
Central Park Healthcare & Rehabilitation Center		1			1
CAH ACQUISITION COMPANY 11 LLC			1	100%	1
CANDLER HOSPITAL			1	100%	1
WARE EXPRESS CARE			1	100%	1
EH FARGO HOSPITAL LABORATORY			1	100%	1
PRECISION CLINICAL RESEARCH			1	100%	1
RCP OF MEMORIAL WEST			1	100%	1
WHITE WILSON MEDICAL CENTER NEPHROLOGY			1	100%	1
SIGNATURE CARE LEWISVILLE-EMERGENCY CENTER			1	100%	1
ADVENTHEALTH MEDICAL GROUP FAMILY & INTERNAL			1	100%	1
JOSEPH SCHENKER MD PC		1			1
MEDICAL ASSOCIATES OF PINELLAS - LAB			1	100%	1
ADVENTHEALTH HOSPICE CARE CENTRAL FLORIDA		1			1
CAREWELL 203			1	100%	1
ER NEAR ME HULEN		1			1
INTERNATIONAL MEDICAL LABORATORY INC		1			1
INNOVATIVE HEALTH DIAGNOSTIC OF CALIFORNIA			1	100%	1
CFCH - FROSTPROOF			1	100%	1
SPARTANBURG REGIONAL MEDICAL CENTER			1	100%	1
FORT LOUDOUN PRIMARY CARE		1			1
MICHIGAN HEALTH CLINIC LABORATORIES		1			1
PSL JAX BEACH OPERATIONS LLC			1	100%	1
ADVENTHEALTH EXPRESS CARE AT WALGREENS			1	100%	1
FLORIDA DIGESTIVE AND LIVER SPECIALISTS			1	100%	1
NORTH PINELLAS CHILDRENS MEDICAL CENTER INC			1	100%	1
CHESAPEAKE REGIONAL MEDICAL CENTER			1	100%	1
CONSULATE HEALTH CARE OF VERO BEACH			1	100%	1
SPRINGBROOK HOSPITAL			1	100%	1
TEVAPHARM			1	100%	1
FIVE STAR PREMIER RESIDENCES OF POMPANO BEACH			1	100%	1
SUNY AT STONY BROOK			1	100%	1
VELOCITY URGENT CARE			1	100%	1
Riverside Nursing & Rehabilitation Center		1			1
PROVIDENCE HOSPITAL			1	100%	1
MEDICAL LIFE-INC GUIDEWELL EMERGENCY MEDICINE			1	100%	1
TALLAHASSEE MEMORIAL HEALTHCARE			1	100%	1
SPRINGHILL SENIOR RESIDENCE		1			1
GEORGETOWN URGENT CARE			1	100%	1
UPMC NORTHWEST HOSPITAL			1	100%	1
THE VILLAGES HEALTH			1	100%	1
TEXAS HEALTH ARLINGTON MEMORIAL		1			1
NORTH FLORIDA CHILD DEVELOPMENT, INC			1	100%	1
VANAJA SUREDDI MD PA			1	100%	1
OMAHA VA MEDICAL CENTER			1	100%	1
SISTERS MISSION			1	100%	1

COVID-19: testing by laboratory

Data through Dec 1, 2020 verified as of Dec 2, 2020 at 09:25 AM

Data in this report are provisional and subject to change.

The numbers in the table below represent the number of Florida and non-Florida residents for whom test results were received by the Department of Health. A person can be tested by more than one laboratory and can have both positive and negative results. **Therefore, the sum of the numbers in each column will be larger than the total number of people tested.**

Reporting lab	Inconclusive	Negative	Positive	Percent positive	Total
LOGAN COUNTY HOSPITAL			1	100%	1
MOSAIC MEDICAL CENTER MARYVILLE			1	100%	1
ADVANCE GASTROENTEROLOGY			1	100%	1
BUENA VIDA ESTATES			1	100%	1
OSCEOLA ALF OPERATOR, LLC DBA□		1			1
FAITH FAMILY PRACTICE			1	100%	1
Greystone Health Care Center		1			1
CQUENTIA NGS, LLC			1	100%	1
ATHENS LIMESTONE HOSPITAL		1			1
Sanford Health & Rehabilitation			1	100%	1
HOLYOKE MEDICAL CENTER			1	100%	1
MULBERRY'S MOBILE PROVIDER SERVICES LLC□			1	100%	1
LAB. CORP. OF AMERICA			1	100%	1
SUMMER VISTA ASSISTED LIVING		1			1
WALGREENS #06025		1			1
Remarkable Healthcare Dallas			1	100%	1
PARKWAY REGIONAL MEDICAL CENTER LAB			1	100%	1
NEW GEN LABS			1	100%	1
The Palms Nursing and Rehabilitation		1			1
PUBLIX PHARMACY #0332		1			1
CVS MINUTE CLINIC DIAGNOSTIC PA #3060		1			1
NEWTON MEMORIAL HOSPITAL		1			1
STUART SURGERY CENTER, LLC			1	100%	1
PUBLIX PHARMACY #1114			1	100%	1
SUMMIT LABORATORY			1	100%	1
MAGNOLIA MEDICAL CLINIC			1	100%	1
MEMORIAL HEALTH SYSTEM		1			1
PCR DIAGNOSTICS			1	100%	1
ACCURATE HEALTH SERVICES CORP			1	100%	1
DSI LABORATORIES-NAPLES-7TH			1	100%	1
KINGWOOD EMERGENCY HOSPITAL			1	100%	1
NORDX			1	100%	1
FAMILY PRACTICE ASSOCIATES		1			1
CHP COVID-19 (TX)			1	100%	1
CARESPOT URGENT CARE		1			1
MERCYONE DES MOINES MEDICAL CENTER			1	100%	1
REGIONAL MEDICAL LABORATORY			1	100%	1
2504-HOMEWOOD		1			1
UHEALTH UNIVERSITY OF MIAMI			1	100%	1
EASTSIDE MEDICAL CLINIC		1			1
SANTA ROSA PEDIATRICS			1	100%	1
DOCTORS CARE OF PALM COAST			1	100%	1
INTERNAL MEDICINE GROUP OF CENTRAL FLORIDA			1	100%	1
ARDEN COURTS OF WINTER SPRINGS			1	100%	1
STONECREST MEDICAL CENTER		1			1
ILLINOIS DEPT OF PUBLIC HEALTH LABS			1	100%	1
MERCY - NORTH IOWA			1	100%	1

COVID-19: testing by laboratory

Data through Dec 1, 2020 verified as of Dec 2, 2020 at 09:25 AM

Data in this report are provisional and subject to change.

The numbers in the table below represent the number of Florida and non-Florida residents for whom test results were received by the Department of Health. A person can be tested by more than one laboratory and can have both positive and negative results. **Therefore, the sum of the numbers in each column will be larger than the total number of people tested.**

Reporting lab	Inconclusive	Negative	Positive	Percent positive	Total
MOORE CLINICAL RESEARCH INC			1	100%	1
MINUTECLINIC 7196		1			1
OHIO VALLEY MANOR NURSING &		1			1
HAVASU REGIONAL MEDICAL CENTER			1	100%	1
GIFFORD MEMORIAL HOSPITAL		1			1
UNIVERSITY OF BALTIMORE WASHINGTON MEDICAL CENTER			1	100%	1
PARRISH MEDICAL GROUP			1	100%	1
COVID TESTING LLC			1	100%	1
COASTAL SKIN SURGERY AND DERMATOLOGY PL		1			1
MORNINGSIDE NURSING AND REHABILITATION		1			1
CONVENIENT MEDICAL AND HEALTH SERVICES			1	100%	1
DE TAR HOSPITAL			1	100%	1
Regency Square			1	100%	1
HACKENSACK UNIVERSITY MEDICAL CENTER		1			1
UNITED HEALTHCARE			1	100%	1
OPTIMAL CARE PEDIATRICS			1	100%	1
PALM WEST INTERNIST PA			1	100%	1
CURATIVE CARE CENTER INC			1	100%	1
CLERMONT HEALTH DEPARTMENT			1	100%	1
HAYS CLINICAL LAB			1	100%	1
VA PRIMARY CARE ANNEX			1	100%	1
BROOKS REHAB			1	100%	1
MED TECH SERVICES OF PALM BEACH INC		1			1
NORTH BROWARD MEDICAL CENTER			1	100%	1
Waters of Covington		1			1
LILY PHARMACY		1			1
WINTER GARDEN CHILDREN'S HEALTH CENTERS			1	100%	1
POPLAR HEALTHCARE			1	100%	1
MEMORIAL HEALTH UNIVERSITY MEDICAL CENTER			1	100%	1
Eddy Memorial Geriatric Center		1			1
ADVENT HEALTH MEDICAL GROUP FAMILY MEDICINE			1	100%	1
SELF REGIONAL HEALTHCARE			1	100%	1
CENTRAL FLORIDA PEDIATRIC URGENT CARE LLC			1	100%	1
Trucare Living Centers - Columbus		1			1
Signature healthcare of Jacksonville		1			1
LEON MEDICAL CENTERS, LLC			1	100%	1
POINT OF CARE CLINICS PRIMARY CARE		1			1
ELEMENTS PHARMACY			1	100%	1
COMMONWEALTH OF VIRGINIA DIVISION OF CONSOLIDATED LABORATORY SERVICES			1	100%	1
Lanier Rehab			1	100%	1
WELLOW URGENT CARE-OSWEGO			1	100%	1
EXCEPTIONAL EMERGENCY CENTER			1	100%	1
VISTA DEL SOL MED ASSOC		1			1
RAPID URGENT CARE - ALBANY			1	100%	1
METRO HEALTH HOSPITAL LABORATORY		1			1
FLORIDA MEDICAL CLINIC RADIOLOGY DALE MABRY		1			1
EDGAR PRICE FAMILY & CHILDREN HEALTHCARE CENTER			1	100%	1

COVID-19: testing by laboratory

Data through Dec 1, 2020 verified as of Dec 2, 2020 at 09:25 AM

Data in this report are provisional and subject to change.

The numbers in the table below represent the number of Florida and non-Florida residents for whom test results were received by the Department of Health. A person can be tested by more than one laboratory and can have both positive and negative results. **Therefore, the sum of the numbers in each column will be larger than the total number of people tested.**

Reporting lab	Inconclusive	Negative	Positive	Percent positive	Total
CORDOVA FAMILY PRACTICE			1	100%	1
SACRED HEART MEDICAL CENTER			1	100%	1
PHYSICIANS PRIMARY CARE LEHIGH PEDS			1	100%	1
LIFE CARE CENTER OF GWINNETT		1			1
LAKELAND MEDICAL CENTER			1	100%	1
CENTRAL FLORIDA HOSPITALIST			1	100%	1
NYC PUBLIC HEALTH LABS			1	100%	1
RIVERSIDE METHODIST HOSPITAL LAB			1	100%	1
El Paso Health Care Center			1	100%	1
TELEVISIT PALM BAY FAMILY PRACTICE			1	100%	1
HEALGEN SCIENTIFIC			1	100%	1
PUTNAM CO HOSPITAL-D/B/A ASBURY TOWERS		1			1
PALM SPRINGS GENERAL HOSPITAL			1	100%	1
CYPRESS VILLAGE REHAB CENTER		1			1
HIGHLANDS CLINICAL LABORATORY			1	100%	1
LOPEZ		1			1
INDIAN RIVER CLINICAL LABORATORY, INC.		1			1
KAISER PERMANENTE REGIONAL REFERENCE LABORATORY		1			1
VALLEY HOSPITAL MEDICAL CENTER		1			1
FHPG FAMILY MEDICAL CENTER OF TAMPA BAY			1	100%	1
DEACONESS URGENT CARE CENTER			1	100%	1
PEDIATRIC ASSOCIATES - JACKSONVILLE			1	100%	1
ADVENTHEALTH MEDICAL GROUP ADULT AND SENIOR HEALTH			1	100%	1
PRIME CARE FAMILY MEDICINE			1	100%	1
ST.ELIZABETH HEALTH CENTER	1				1
ADVENTHEALTH IMAGING LAKE NONA			1	100%	1
DR. PHILLIPS MEDICAL WELLNESS CENTER			1	100%	1
SURFSIDE URGENT CARE			1	100%	1
MADISON AT OVIEDO			1	100%	1
LAURELLWOOD NURSING CENTER		1			1
HEALTH PLUS SUNRISE MEDICAL OFFICE			1	100%	1
LABORATORIO MEDICO CENTRAL CONDOMINO MD			1	100%	1
GUIDEWELL EMERGENCY MEDICINE DOCTORS LLC			1	100%	1
ADVANCED URGENT CARE OF MARATHON			1	100%	1
EAST END PEDIATRICS		1			1
MEDFAST URGENT CARE CENTERS, LLC		1			1
SMITH NORTHVIEW HOSPITAL LAB			1	100%	1
DOCTORS CARE - GREER		1			1
Crowne Place Assisted Living		1			1
THOMAS HOSPITAL			1	100%	1
VAULT MEDICAL SERVICES			1	100%	1
PEACHEALTH LABORATORIES		1			1
CHI ST. LUKE'S HEALTH BCM MEDICAL CENTER			1	100%	1
UNIVERSITY OF NORTH CAROLINA HOSPITALS			1	100%	1
KEY TRAINING CENTER			1	100%	1
NEW YORK PRESBYTERIAN HOSPITAL			1	100%	1
FAMILY MEDICINE AT WINTER PARK			1	100%	1

COVID-19: testing by laboratory

Data through Dec 1, 2020 verified as of Dec 2, 2020 at 09:25 AM

Data in this report are provisional and subject to change.

The numbers in the table below represent the number of Florida and non-Florida residents for whom test results were received by the Department of Health. A person can be tested by more than one laboratory and can have both positive and negative results. **Therefore, the sum of the numbers in each column will be larger than the total number of people tested.**

Reporting lab	Inconclusive	Negative	Positive	Percent positive	Total
Manatee Springs Rehabilitation and Nursing Center		1			1
HARLEM HOSPITAL CENTER		1			1
TAYLOR MANOR		1			1
ESOTERIC LAB			1	100%	1
MACCLENNY NURSING AND REHAB			1	100%	1
MISSION HOSPITAL			1	100%	1
MERITER LABORATORIES			1	100%	1
BAPTIST HOSPITAL LABORATORY			1	100%	1
ACCESS HEALTH CARE PHYSICIANS			1	100%	1
PARK AVENUE PEDIATRICS PC		1			1
BL DIAGNOSTICS LLC			1	100%	1
CLINICAL TRIALS OF TAMPA LLC		1			1
CVS HEALTH, #5962		1			1
CHIEFLAND MEDICAL CENTER			1	100%	1
INTERNAL MEDICINE LIPID AND WELNNESS PRACTICE			1	100%	1
MEDICAL CITY DALLAS HOSPITAL			1	100%	1
DAVITA DIALYSIS		1			1
CAROLINAS HEALTHCARE SYSTEM LAB			1	100%	1
ST PETE DIRECT PRIMARY CARE		1			1
CARESOUTH HHA HOLDINGS OF THE TREASURE COAST LLC			1	100%	1
EASTERN FLORIDA STATE COLLEGE – PALM BAY CAMPUS□			1	100%	1
REEVES COUNTY HOSPITAL DISTRICT			1	100%	1
INTEGRATED GENETICS SEQUENOM		1			1
BOULDER COMMUNITY HOSPITAL			1	100%	1
BARRINGTON TERRACE NAPLES			1	100%	1
WALKONCLINIC			1	100%	1
SUSAN F. WILLIAMS M.D., P.A.			1	100%	1
The Pines at Poughkeepsie Center for Nursing and Rehabilitation		1			1
ORLANDO MEDICAL CENTER PL			1	100%	1
LIFEGUARD AMBULANCE SERVICE LLC - BAY COUNTY			1	100%	1
NORTHSIDE HOSPITAL DULUTH			1	100%	1
BORINQUEN HEALTH CENTER			1	100%	1
ST JOHNS PEDIATRICS PA		1			1
OAKWOOD HOSPITAL - SOUTHSORE			1	100%	1
Autumn Care of Suffolk		1			1
CARE ONE PRIMARY CARE			1	100%	1
FLORIDA EPIDEMIOLOGY PROGRAM			1	100%	1
DASCENA LAB			1	100%	1
LIFELINK OF FLORIDA			1	100%	1
Florida Baptist Retirement Center		1			1
DESERT HOSPITAL/CPHU CLINICAL LABORATORY			1	100%	1
FLORIDA HOSPITAL LAB			1	100%	1
Mill Valley Care Center		1			1
LAS PALMAS MEDICAL CENTER			1	100%	1
MORGAN STANELY HEALTH CENTER		1			1
ST VINCENTS AMBULATORY CARE INC			1	100%	1
TENNESSEE VALLEY HCS			1	100%	1

COVID-19: testing by laboratory

Data through Dec 1, 2020 verified as of Dec 2, 2020 at 09:25 AM

Data in this report are provisional and subject to change.

The numbers in the table below represent the number of Florida and non-Florida residents for whom test results were received by the Department of Health. A person can be tested by more than one laboratory and can have both positive and negative results. **Therefore, the sum of the numbers in each column will be larger than the total number of people tested.**

Reporting lab	Inconclusive	Negative	Positive	Percent positive	Total
LAKEVIEW HEALTH CARE SYSTEM LLC			1	100%	1
MOUNT SINAI MEDICAL CENTER AVENTURA ER			1	100%	1
AFTER HOURS PEDS			1	100%	1
CORNERSTONE OF RECOVERY INC		1			1
MINUTE CLINIC DIAGNOSTICS OF IN, LLC #6252		1			1
MARINA DEL REY HOSPITAL LAB			1	100%	1
LUMICO LIFE INSURANCE COMPANY		1			1
GOLDING-GRANADO MEDICAL ASSOCIATES		1			1
FLAGLER COUNTY BOARD OF COUNTY COMMISSIONERS			1	100%	1
VIRTUA WEST JERSEY HOSPITAL		1			1
AMD			1	100%	1
FLORHAM PARK ENDOSCOPY CENTER		1			1
GREENTREE MEDICAL CENTER			1	100%	1
PRINCIPLE DIAGNOSTICS LLC			1	100%	1
NEIGHBORCARE PHARMACY SERVICES		1			1
BAPTIST HEALTH SURGERY CENTER			1	100%	1
IZ MEDICAL		1			1
WELLMED AT FORT PIERCE		1			1
METROHEALTH SYSTEM			1	100%	1
ARBOR TERRACE SAN JOSE LLC		1			1
UMASS MEMORIAL/MARLBORO HOSPITAL			1	100%	1
BRIDGEWATER PARK ASSISTED LIVING LLC			1	100%	1
LOUNDY		1			1
PRACTITIONERS IN MOTION			1	100%	1
LADY LAKE SPECIALTY CARE			1	100%	1
Harbert Hills Academy Nursing Home		1			1
ANDREWS INSTITUTE AMBULATORY SURGERY CENTER		1			1
GRAND VILLA OF ALTAMONTE SPRINGS			1	100%	1
STARLING AT NOCATEE			1	100%	1
RHODE ISLAND DEPARTMENT OF HEALTH			1	100%	1
Gulf Shore Care Center			1	100%	1
TERRELL URGENT CARE			1	100%	1
NFRC CLINICAL LAB			1	100%	1
UPSON REGIONAL MEDICAL CENTER			1	100%	1
INTERNAL MEDICINE & PEDIATRICS OF TAMPA BAY PA			1	100%	1
HELEN HAYES HOSPITAL LABORATORY		1			1
Garden Isle Healthcare and Rehabilitation Center		1			1
PALMS OF FT MYERS,THE			1	100%	1
NEMOURS CHILDREN'S PRIMARY CARE, ST CLOUD			1	100%	1
HARDEE COUNTY FIRE RESCUE		1			1
MIDDLEBURG PEDIATRICS			1	100%	1
WINDSOR MANOR			1	100%	1
PENINSULA REGIONAL MED CTR LAB			1	100%	1
Garden View Care Center at Dougherty Ferry		1			1
BAPTIST EMERGENCY HOSPITAL KELLY			1	100%	1
TAMPA INTERNATIONAL AIRPORT			1	100%	1
VILLAGES HEALTH SYSTEM, LLC, THE			1	100%	1

COVID-19: testing by laboratory

Data through Dec 1, 2020 verified as of Dec 2, 2020 at 09:25 AM

Data in this report are provisional and subject to change.

The numbers in the table below represent the number of Florida and non-Florida residents for whom test results were received by the Department of Health. A person can be tested by more than one laboratory and can have both positive and negative results. **Therefore, the sum of the numbers in each column will be larger than the total number of people tested.**

Reporting lab	Inconclusive	Negative	Positive	Percent positive	Total
NEW YORK CITY DEPARTMENT OF HEALTH			1	100%	1
MINUTECLINIC DIAGNOSTIC OF VIRGINIA, LLC #1656		1			1
SUNSHINE URGENT CARE LLC			1	100%	1
LP ELIZABETHTON		1			1
OCCUPATIONAL HEALTH CENTER		1			1
MEDICAL ARTS LABORATORY			1	100%	1
PATHOLOGYT & LAB MEDICINE SERVICES			1	100%	1
MEDSTAR HEALTH URGENT CARE			1	100%	1
PHYSICIANS REGIONAL MEDICAL CTR - COLLIER BLVD			1	100%	1
ST. PETERSBURG PEDIATRICS- 38TH AVENUE			1	100%	1
SIGNATURE CARE COLLEGE STATION			1	100%	1
CLEVELAND CLINIC IMAGING			1	100%	1
CARTERSVILLE MEDICAL CENTER			1	100%	1
UHEALTH CORAL SPRINGS			1	100%	1
CLAYMED OF NORTH FLORIDA			1	100%	1
PEDIATRIC ASSOCIATES - DORAL			1	100%	1
SPINE & PAIN CONSULTANT PLLC		1			1
CARE ONE OF FLORIDA LLC			1	100%	1
RIVERSIDE COUNTY PUBLIC HEALTH LABORATORY			1	100%	1
SOUTHERN LABORATORY SERVICES OF NWF		1			1
MISSOURI DEPARTMENT OF HEALTH AND SENIOR SERVICES - STATE PH LAB		1			1
MERITUS MEDICAL CENTER			1	100%	1
XSTREMEMD			1	100%	1
UNIVERSITY URGENT CARE			1	100%	1
MINNESOTA DEPARTMENT OF HEALTH LABORATORY			1	100%	1
PM PEDIATRICS OF SELDEN PLLC		1			1
LEE MEMORIAL HOSPITAL OUTPATIENT SURGERY CENTER			1	100%	1
LATCHER LABORATORY OF A O FOX MEMORIAL		1			1
JUPITER PEDIATRIC ASSOCIATES, PA			1	100%	1
The Crossroads		1			1
FLORIDA MEDICAL ASSOCIATES LLC			1	100%	1
ADVENTHEALTH NEW SMYRNA BEACH COMMUNITY HEALTH			1	100%	1
JOHN D. ARCHBOLD MEMORIAL HOSPITAL			1	100%	1
OHIO HEALTH DOCTORS HOSPITAL			1	100%	1
BELLE GLADES HEALTH CLINIC			1	100%	1
HEARTLAND REGIONAL MEDICAL CENTER		1			1
PALM COAST DRAW STATION/AMERICAN HEALTH ASSOCIATES		1			1
LABONE		1			1
MID FLORIDA COMMUNITY SERVICES			1	100%	1
MID - FLORIDA PATHOLOGY LLC			1	100%	1
ROCKLEDGE HEALTH & REHABILITATION CENTER			1	100%	1
POMONA VALLEY COMMUNITY HOSPITAL			1	100%	1
ONE MEDICAL GROUP		1			1
SAINT JOSEPH'S HOSPITAL AND MEDICAL CENTER		1			1
MED CHOICE CENTER OF NORTH MIAMI			1	100%	1
ORDRS, INC.			1	100%	1
WIREGRASS MEDICAL CENTER			1	100%	1

COVID-19: testing by laboratory

Data through Dec 1, 2020 verified as of Dec 2, 2020 at 09:25 AM

Data in this report are provisional and subject to change.

The numbers in the table below represent the number of Florida and non-Florida residents for whom test results were received by the Department of Health. A person can be tested by more than one laboratory and can have both positive and negative results. **Therefore, the sum of the numbers in each column will be larger than the total number of people tested.**

Reporting lab	Inconclusive	Negative	Positive	Percent positive	Total
SERENADES BY SONATA		1			1
Seal Rock Healthcare		1			1
FLORIDA HEART AND VASCULAR MULTISPECIALTY GROUP PA			1	100%	1
CLEAR LAKE REGIONAL MEDICAL CENTER			1	100%	1
OAKMONT WEST- GREENVILLE SC		1			1
ARIZONA STATE LABORATORY			1	100%	1
BREVARD HEALTH ALLIANCE INC, THE			1	100%	1
HAMILTON CHD		1			1
ABBNEY MANOR RETIREMENT RESIDENCE INC		1			1
PEDIATRIC HEALTHCARE ALLIANCE PA			1	100%	1
HARDIN MEMORIAL HOSPITAL - HEARTLAND PATHOLOGY CONSULTANTS			1	100%	1
VILLAGES REHABILITATION AND NURSING CENTER		1			1
MED TECH CLINICAL LABORATORY		1			1
SEASONS HOSPICE AND PALLIATIVE CARE OF			1	100%	1
MEDICAL CENTER OF CENTRAL GEORGIA			1	100%	1
BLUEWATER TOXICOLOGY			1	100%	1
CVS MINUTE CLINIC DIAG OF IND, LLC #6549		1			1
OAKMONTE VILLAGE		1			1
MALUHIA		1			1
UF HEALTH THE VILLAGES			1	100%	1
HARBOUR'S EDGE		1			1
LAKE REGIONAL HEALTH			1	100%	1
FRASER MEMORIAL HOSPITAL			1	100%	1
POETS WALK SARASOTA			1	100%	1
FLORIDA STATE UNIVERSITY HEALTH SERVICES			1	100%	1
FREEPORT ER DOX URGENT CARE		1			1
LUTHERAN HAVEN EXTENDED CONGREGATE CAR		1			1
NORTH SHORE HEMATOLOGY-ONCOLOGY ASSOCIATES		1			1
ONPOINT URGENT CARE			1	100%	1
BOSTON MEDICAL CENTER			1	100%	1
SHANNON CLARK OD, PA			1	100%	1
STANLY REGIONAL MEDICAL CENTER			1	100%	1
COSTCO PHARMACY #1023			1	100%	1
PEDIATRIC ASSOCIATES - MIAMI LAKES		1			1
APS-SUMMIT CARE PHARMACY, LLC DBA OMNICARE		1			1
Long Beach Care Center			1	100%	1
FLORIDA SCHOOL FOR THE DEAF AND THE BLIND			1	100%	1
PRIMARY CARE MEDICINE			1	100%	1
PROVIDENCE ST PETER HOSPITAL		1			1
JOSHUA E CHESIR MD		1			1
TMH PHYSICIAN PARTNERS SOUTHWOOD			1	100%	1
TREASURE COAST PRIMARY CARE		1			1
FLORIDA DEPARTMENT OF HEALTH WASHINGTON COUNTY		1			1
PINNACLE DIALYSIS		1			1
Portsmouth Health and Rehab			1	100%	1
DEPARTMENT OF HEALTH AND ENVIRONMENTAL CONTROL			1	100%	1
TERENCE B MITCHELL MD, INC			1	100%	1

COVID-19: testing by laboratory

Data through Dec 1, 2020 verified as of Dec 2, 2020 at 09:25 AM

Data in this report are provisional and subject to change.

The numbers in the table below represent the number of Florida and non-Florida residents for whom test results were received by the Department of Health. A person can be tested by more than one laboratory and can have both positive and negative results. **Therefore, the sum of the numbers in each column will be larger than the total number of people tested.**

Reporting lab	Inconclusive	Negative	Positive	Percent positive	Total
ST JOSEPH'S HOSPITAL LABORATORY			1	100%	1
MEMORIAL HERMANN			1	100%	1
ARDEN COURTS OF PALM HARBOR			1	100%	1
HEART HOSPITAL OF LAFAYETTE: EMERGENCY ROOM			1	100%	1
CLINICAL LABORATORIES OF THE BUFFALO		1			1
TAMPA GENERAL MEDICAL GROUP LABORATORY HEALTHPARK			1	100%	1
NORTH RIVER FAMILY HEALTH CENTER			1	100%	1
DEPARTMENT OF HEALTH/ NEW YORK			1	100%	1
NEW ERA HEALTH CENTER INC		1			1
VETERANS AFFAIRS MEDICAL CENTER - EAST ORANGE			1	100%	1
SOUTHWOOD NURSING & RETIREMENT CENTER		1			1
Good Samaritan Society - Albion		1			1
BREVARD FAMILY WALK IN CLINIC			1	100%	1
TRAVIS LEE THOMPSON MD			1	100%	1
MINUTECLINIC LLC #5157			1	100%	1
PARTNERS IN PRIMARY CARE		1			1
ADVANCED LABORATORY SERVICES			1	100%	1
EAST FL CORE LAB			1	100%	1
PELICAN STATE OUTPATIENT CENTER			1	100%	1
MIDLAND MEMORIAL HOSPITAL			1	100%	1
DIAGNOSTIC & MEDICAL SPECIALISTS OF GREENWICH		1			1
TMH CANCER CENTER LABORATORY			1	100%	1
HEALTH ALLIANCE			1	100%	1
CATHEDRAL GERONTOLOGY CENTER DBA CATHEDRAL CARES			1	100%	1
SOUTH LAKE FAMILY HEALTH CENTER			1	100%	1
ELMHURST MEMORIAL HOSPITAL			1	100%	1
Mountain View Manor			1	100%	1
BLOOMINGDALE PEDIATRIC ASSOCIATES PA			1	100%	1
BRUCE S WEST MD			1	100%	1
DALLAS COUNTY HEALTH AND HUMAN SERVICES			1	100%	1
CALIFORNIA DEPARTMENT OF PUBLIC HEALTH			1	100%	1
NORTH SHORE MEDICAL CENTER - SALEM HOSPITAL			1	100%	1
REGIONAL MEDICAL CENTER BAYONET POINT			1	100%	1
EAST COAST INSTITUTE FOR RESEARCH LLC			1	100%	1
SIGNATURE CARE MIDLAND			1	100%	1
KENTUCKY CABINET FOR HEALTH AND FAMILY SERVICES			1	100%	1
ORLANDO FAMILY PHYSICIANS			1	100%	1
CLEVELAND HEARTLAB			1	100%	1
BEAUMONT HOSPITAL, GROSSE POINTE			1	100%	1
ADVANCED URGENT CARE PLLC		1			1
URGENT DOC -NACOGODOCHES CLINIC			1	100%	1
WHEATON FRANCISCAN LABORATORY			1	100%	1
DOCTOR'S IN-HOUSE LAB/COMMUNITY HEALTH CENTERS OF PINELLAS - JOHNNIE R			1	100%	1
ROAN DRUG COMPANY LLC		1			1
THE INTERNAL MEDICAL GROUP		1			1
FLORIDA HOSPITAL ORMOND BEACH			1	100%	1
Redwood Springs Healthcare			1	100%	1

COVID-19: testing by laboratory

Data through Dec 1, 2020 verified as of Dec 2, 2020 at 09:25 AM

Data in this report are provisional and subject to change.

The numbers in the table below represent the number of Florida and non-Florida residents for whom test results were received by the Department of Health. A person can be tested by more than one laboratory and can have both positive and negative results. **Therefore, the sum of the numbers in each column will be larger than the total number of people tested.**

Reporting lab	Inconclusive	Negative	Positive	Percent positive	Total
LIFE CARE CENTER OF HILTON HEAD		1			1
ADVANCE MD CARE			1	100%	1
ADVANCED RESEARCH AND DIAGNOSTIC LABORATORY UNIVERSITY OF MINNESOTA			1	100%	1
ASHLEY CLINICAL DIAGNOSTIC LABORATORY			1	100%	1
LABRADOR PRIMARY CARE CENTER			1	100%	1
AZALEALAND NURSING HOME		1			1
SUMMERFIELD PAIN MANAGEMENT			1	100%	1
NORTHEAST PEDIATRICS			1	100%	1
CAREHERE HUDSON BAY			1	100%	1
WALGREENS #5130			1	100%	1
ROYAL PALM PEDIATRICS			1	100%	1
CAREWELL JW - WORCESTER LNC			1	100%	1
SENIOR LIVING IV SUN CITY LLC		1			1
KENILWORTH CARE & REHABILITATION CENTER			1	100%	1
FRESENIUS KIDNEY CARE FORT WALTON BEACH			1	100%	1
UNIVERSITY HOSPITALS OF CLEVELAND			1	100%	1
GAMMA HEALTHCARE, INC		1			1
MID-FLORIDA PATHOLOGY LLC		1			1
PROGENESIS INC			1	100%	1
Manassas Health & Rehab			1	100%	1
EXPEDIAN URGENT CARE			1	100%	1
BEAUMONT REFERENCE LABORATORY			1	100%	1
WESTON COUNTY HEALTH SERVICES			1	100%	1
WASHINGTON STATE DEPARTMENT OF HEALTH PUBLIC HEALTH LABORATORIES			1	100%	1
MOUNT SINAI COMPREHENSIVE CANCER CENTER			1	100%	1
CENTRAL DUPAGE HOSPITAL			1	100%	1
EXPRESS LAB LIVINGSTON			1	100%	1
HERNANDO COUNTY HEALTH DEPT			1	100%	1
COOPER CLINIC			1	100%	1
EXCEL URGENT CARE OF NJ			1	100%	1
THE LITTLE CLINIC			1	100%	1
INN AT ASTON GARDENS AT PELICAN POINTE,THE		1			1
HUNTERS CREEK PEDIATRICS		1			1
STANFORD HEALTH CARE ANATOMIC PATHOLOGY & CLINICAL LAB			1	100%	1
San Antonio Residence and Rehabilitation Center		1			1
MAYO CLINIC OUTPATIENT DIALYSIS CENTER			1	100%	1
SAINT JOSEPHS HOSPITAL OF ATLANTA			1	100%	1
ST. LUCIE COUNTY HEALTH DEPARTMENT		1			1
ALL PEDIATRIC CARE PA			1	100%	1
METHODIST MANSFIELD MEDICAL CENTER			1	100%	1
PRIMEX CLINICAL LABORATORIES INC			1	100%	1
BIODORON LABORATORIES			1	100%	1
QUEST DIAGNOSTICS CLINICAL LABORATORIES INC		1			1
TWIN			1	100%	1
Metairie Healthcare Center			1	100%	1
COMMUNICABLE DISEASE CONTROL/PUBLIC HEALTH EMERGENCY PREPAREDNESS			1	100%	1
Bayou Vista Community Care Center			1	100%	1

COVID-19: testing by laboratory

Data through Dec 1, 2020 verified as of Dec 2, 2020 at 09:25 AM

Data in this report are provisional and subject to change.

The numbers in the table below represent the number of Florida and non-Florida residents for whom test results were received by the Department of Health. A person can be tested by more than one laboratory and can have both positive and negative results. **Therefore, the sum of the numbers in each column will be larger than the total number of people tested.**

Reporting lab	Inconclusive	Negative	Positive	Percent positive	Total
HOWELL BRANCH COURT			1	100%	1
CLUB HEALTH AND REHABILITATION CENTER, THE		1			1
SEATTLE-KING COUNTY			1	100%	1
ARNOLD PALMER HOSPITAL LAB POCT		1			1
BASCOM PALMER-MICRO LAB			1	100%	1
MEDICAL CENTER OF THE ROCKIES			1	100%	1
PROGRESS PHARMACY INC			1	100%	1
BRANDON OUTREACH CLINIC			1	100%	1
NAPHCARE INC		1			1
DAYTONA BEACH CENTRA CARE			1	100%	1
FIT4LIFE MEDICAL CENTER			1	100%	1
BAPTIST HEALTH LEXINGTON			1	100%	1
JUPITER MEDICAL CENTER URGENT CARE - STUART			1	100%	1
PROGRESSIVE MEDICAL RESEARCH			1	100%	1
EASTMAN HEALTHCARE & REHAB		1			1
GENESIS MICROBIOLOGY LAB		1			1
Washington County Nursing HOMe			1	100%	1
AVON PARK CLUSTER		1			1
SOUTH DADE NURSING & REHABILITATION CENTER			1	100%	1
CVS HEALTH, #1994		1			1
Consulate Health Care of Tallahassee			1	100%	1
MED FUSION			1	100%	1
SOUTHWEST FLORIDA DIVISION LAB			1	100%	1
Arlington Care Center			1	100%	1
AFFILIATED LABORATORIES INC			1	100%	1
PORT ORANGE NURSING & REHAB			1	100%	1
BIOMAT ORLANDO		1			1
YUMA REGIONAL MEDICAL CENTER			1	100%	1
LEHIGH MEDICAL AND RESEARCH CENTER, INC			1	100%	1
LIFELINK TRANSPLANT INSTITUTE LAB			1	100%	1
CHOTA COMMUNITY HEALTH SERVICES		1			1
JOHNSON & JOHNSON VISION CARE-VISTAKON			1	100%	1
STEPHENS COUNTY HOSPITAL			1	100%	1
ALABAMA REFERENCE LAB			1	100%	1
WELLINGTON REGIONAL MEDICAL CENTER			1	100%	1
FLORIDA CLINICAL RESEARCH CENTER, LLC			1	100%	1
BETHPAGE EXTENDED HOURS CENTER		1			1
LAWRENCE GENERAL HOSPITAL			1	100%	1
MEDICAL ASSOCIATES OF BREVARD LLC		1			1
TMH PHYSICIAN PARTNERS BLOUNTSTOWN			1	100%	1
GALVESTON COUNTY HEALTH DISTRICT			1	100%	1
FLORIDA HOSPITAL WINTER PARK			1	100%	1
FAIRVIEW SOUTHDALE			1	100%	1
ALLIANCE LABORATORY SERVICES			1	100%	1
OVIEDO CHILDRENS HEALTH CENTER LLC		1			1
DISCOVERY AT HOME, LLC			1	100%	1
WHITE-WILSON MEDICAL CENTER - FORT WALTON BEACH			1	100%	1

COVID-19: testing by laboratory

Data through Dec 1, 2020 verified as of Dec 2, 2020 at 09:25 AM

Data in this report are provisional and subject to change.

The numbers in the table below represent the number of Florida and non-Florida residents for whom test results were received by the Department of Health. A person can be tested by more than one laboratory and can have both positive and negative results. **Therefore, the sum of the numbers in each column will be larger than the total number of people tested.**

Reporting lab	Inconclusive	Negative	Positive	Percent positive	Total
BIOMAT USA			1	100%	1
CARESPOT EXPRESS HEALTHCARE BOYNTON BEACH			1	100%	1
CARE CENTERS OF NASSAU, LLC - HENDRICKS RD		1			1
ADVENTHEALTH SENIOR CARE AT ORMOND			1	100%	1
KETTERING MEDICAL CENTER			1	100%	1
AVERA SACRED HEART HOSPITAL			1	100%	1
SPORTS MEDICINE CLINIC - U OF WYOMING			1	100%	1
LAB TEST KENDALL LLC		1			1
MEDICAL ASSOCIATES OF CARTER		1			1
CLERMONT PEDIATRICS, PA			1	100%	1
HARRIS URGENT CARE CENTER			1	100%	1
OCALA REGIONAL DIALYSIS- NORTH			1	100%	1
QUALITY LAB			1	100%	1
ADVANCED MEDICAL LABORATORIES (AML)			1	100%	1
THE PATHOLOGY LABORATORY		1			1
CAREWELL URGENT CARE FITCHBURG			1	100%	1
PEDIATRIC HEALTH CARE ALLIANCE, NORTH SIDE			1	100%	1
SOLARIS HEALTHCARE BAYONET POINT			1	100%	1
QUALITY CLINICAL LAB LLC			1	100%	1
ASSOCIATESMD MEDICAL GROUP INC			1	100%	1
POUDRE VALLEY HOSPITAL			1	100%	1
DOCTORS MEMORIAL HOSP HOME HEALTH CARE		1			1
KANA MEDICAL			1	100%	1
EXPRESS CARE OF THE SHOALS		1			1
ARIZA WELLNESS CARE LLC			1	100%	1
GWINNETT MEDICAL CENTER			1	100%	1
DOCTORS HOSPITAL OF LAREDO			1	100%	1
AVALON FAMILY RESORT ASSISTED LIVING LLC		1			1
ST VINCENT'S AMBULATORY CARE INC			1	100%	1
SYNERGENE LABORATORY			1	100%	1
NEW ERA COMMUNITY HEALTH CENTER LLC		1			1
FAYETTE MEDICAL CENTER LAB		1			1
SYNAPSE ANALYTICAL LABS		1			1
ALL PRO ORTHOPEDICS & SPORTS MEDICINE, PA			1	100%	1
OLEAN GENERAL HOSPITAL		1			1
WELLINGTON WEST 100176			1	100%	1
DEVITA		1			1
CLEVELAND CLINIC OHIO LABORATORIES			1	100%	1
LODGE HEALTH AND REHABILITATION CENTER, THE		1			1
American Fork Care Center dba Heritage Care Center		1			1
EXACCARE KINGSTON, LLC			1	100%	1
Heartland Healthcare Center Boca Raton			1	100%	1
GOSHEN HOSPITAL			1	100%	1
CHATSWORTH ASSISTED LIVING COMMUNITY AT PGA NATIONAL			1	100%	1
HOLLAND COMMUNITY HOSPITAL		1			1
WESTOX LABS		1			1
REFERENCE LABORATORY			1	100%	1

COVID-19: testing by laboratory

Data through Dec 1, 2020 verified as of Dec 2, 2020 at 09:25 AM

Data in this report are provisional and subject to change.

The numbers in the table below represent the number of Florida and non-Florida residents for whom test results were received by the Department of Health. A person can be tested by more than one laboratory and can have both positive and negative results. **Therefore, the sum of the numbers in each column will be larger than the total number of people tested.**

Reporting lab	Inconclusive	Negative	Positive	Percent positive	Total
HORIZON MEDICAL CENTER			1	100%	1
SUN CITY DIAGNOSTIC CENTER			1	100%	1
URGENT CARE AND SURGERY CENTER			1	100%	1
SANITAS RESEARCH LLC			1	100%	1
MONMOUTH MEDICALC ENTER		1			1
OAK HAVEN REHAB AND NURSING CENTER			1	100%	1
DYNAMIC HEALTH CENTERS INC			1	100%	1
CAROMONT HEALTH			1	100%	1
PALMETTO PRIMARY CARE PHYSICIANS			1	100%	1
HENRICO DOCTOR'S LABORATORY			1	100%	1
IVAN, MAYA			1	100%	1
PHYSICIANS IMMEDIATE CARE ELGIN			1	100%	1
STATE OF FLORIDA			1	100%	1
SHELBYVILLE HOSPITAL COMPANY		1			1
HAWAII DEPARTMENT OF HEALTH LAB			1	100%	1
SOUTH FLORIDA URGENT CARE CENTERS, LLC			1	100%	1
GIBSON AREA PRIMARY CARE			1	100%	1
Diversicare of Smyrna		1			1
BROOKDALE FORT MYERS THE COLONY		1			1
University Plaza Rehabilitation and Nursing			1	100%	1
USF PHYSICIANS GROUP			1	100%	1
DUKE UNIVERSITY POINT OF CARE TESTING PROGRAM			1	100%	1
LAKE COMMUNITY ACTION AGENCY		1			1
HENRY FORD WEST BLOOMFIELD HOSPITAL			1	100%	1
NORTH SHORE HEMATOLOGY-ONCOLOGY ASSOCIATES PC		1			1
Princeton Place			1	100%	1
ST CATHERINE HOSPITAL LABORATORY			1	100%	1
COBLESKILL REGIONAL HOSPITAL		1			1
LISTENING DOCTOR PLLC, THE			1	100%	1
MARION COUNTY HEALTH DEPARTMENT			1	100%	1
FLORIDA HEALTH CARE PLANS STIRLING CENTER			1	100%	1
FLEMING ISLAND CENTER FOR CLINICAL RESEARCH		1			1
ENZO LABS INC			1	100%	1
MINIUTECLINIC DIAG OF IND, LLC #6553		1			1
JS HEALTHCARE			1	100%	1
LOYOLA UNIVERSITY MEDICAL CENTER LABORATORY			1	100%	1
HEALTHPARK MEDICAL CTR NURSING SVC		1			1
ST JUDE LABORATORIES		1			1
GATEWAY LABORATORIES		1			1
SUPERKIDS PEDIATRICS			1	100%	1
ROYAL CARE OF AVON PARK			1	100%	1
NCHMD INC			1	100%	1
LABORATORIO BUENA SALUD			1	100%	1
ATHENA PLASTIC SURGERY		1			1
BUFFALO VAMC			1	100%	1
RAMBAM URGENT CARE			1	100%	1
BLUFFTON HEALTH CENTER			1	100%	1

COVID-19: testing by laboratory

Data through Dec 1, 2020 verified as of Dec 2, 2020 at 09:25 AM

Data in this report are provisional and subject to change.

The numbers in the table below represent the number of Florida and non-Florida residents for whom test results were received by the Department of Health. A person can be tested by more than one laboratory and can have both positive and negative results. **Therefore, the sum of the numbers in each column will be larger than the total number of people tested.**

Reporting lab	Inconclusive	Negative	Positive	Percent positive	Total
Oakwood - North Baldwins Center for Living		1			1
ASSISTED LIVING OF BROWARD		1			1
COVID PROCESSING SITE			1	100%	1
MINUTECLINIC LLC # 3930			1	100%	1
LSU MEDICAL CENTER			1	100%	1
ADIRONDACK MEDICAL CENTER		1			1
ELITE CARE			1	100%	1
ORMC-ARDEN/EOI			1	100%	1
MID-FLORIDA CANCER CENTERS		1			1
BODYK			1	100%	1
BERKSHIRE MEDICAL CENTER			1	100%	1
WEST COAST PEDIATRICS			1	100%	1
TAMPA URGENT CARE			1	100%	1
SIMEDHEALTH LLC		1			1
ManorCare Rehabilitation Center- Decatur		1			1
TMH PHYSICIAN PARTNERS			1	100%	1
UMHC HOLLYWOOD LABORATORY			1	100%	1
NORTHEAST TEXAS DIALYSIS		1			1
ST MARY'S OF SAGINAW		1			1
PALM BEACH COUNTY HEALTH DEPT.			1	100%	1
COVENANT HEALTH		1			1
BAYFRONT HEALTH - CONVENIENT CARE NORTHEAST			1	100%	1
SOLARIS HEALTHCARE PLANT CITY		1			1
UTAH DEPARTMENT OF HEALTH			1	100%	1
BAYCARE OUTREACH LAB WH SOUTH			1	100%	1
HALIFAX HEALTH PRIMARY CARE			1	100%	1
COASTAL LABORATORIES OF FLORIDA			1	100%	1
ACCESS FAMILY CARE LLC			1	100%	1
PRISMA HEALTH TUOMEY LABORATORY			1	100%	1
MEDICAL CITY NORTH HILLS			1	100%	1
PREMIER PEDIATRICS			1	100%	1
RENOWN REGIONAL MEDICAL CENTER			1	100%	1
Sherwood Oaks Health Center			1	100%	1
Senatobia Healthcare & Rehab		1			1
BROOKS -TLC HOSPITAL SYSTEM			1	100%	1
NEW YORK UNIVERSITY MEDICAL CENTER			1	100%	1
SANTA MONICA CA-UCLA MC			1	100%	1
HOUSTON METHODIST HOSPITAL			1	100%	1
CHILDRENS SPECIALIST PEDIATRIC PULMMOLOGY &			1	100%	1
UF KANAPAHA LAB BEAKER		1			1
PENSACOLA PATHOLOGY		1			1
ORLANDO CLINICAL RESEARCH CENTER		1			1
NORTHCREST MEDICAL CENTER			1	100%	1
NDX-CORE LAB			1	100%	1
MADISON FACILITY INC			1	100%	1
HEALTH CARE SERVICES LC			1	100%	1
LRGHEALTHCARE		1			1

COVID-19: testing by laboratory

Data through Dec 1, 2020 verified as of Dec 2, 2020 at 09:25 AM

Data in this report are provisional and subject to change.

The numbers in the table below represent the number of Florida and non-Florida residents for whom test results were received by the Department of Health. A person can be tested by more than one laboratory and can have both positive and negative results. **Therefore, the sum of the numbers in each column will be larger than the total number of people tested.**

Reporting lab	Inconclusive	Negative	Positive	Percent positive	Total
Livingston County Center for Nursing and Rehabilitation		1			1
BLOOD SYSTEMS LABORATORIES			1	100%	1
CLINICAL LABORATORY		1			1
Dulles Health and Rehab Center		1			1
SOUTHERN SPRINGS HEALTH CARE		1			1
WILTON MANORS HEALTH & REHABILITATION CENTER			1	100%	1
MEDEXPRESS URGENT CARE - LAKELAND			1	100%	1
OCALA FAMILY MEDICAL CENTER		1			1
LEHIGH PULMONARY ASSOCIATES			1	100%	1
ST. MARY MEDICAL CENTER		1			1
MID-FLORIDA PATHOLOGY LLC - MOBILE UNIT # 3			1	100%	1
FLORIDA DEPARTMENT OF HEALTH IN LEE COUNTY			1	100%	1
Good Samaritan Society-Blackduck		1			1
NORTON HEALTHCARE			1	100%	1
MD NOW URGENT CARE			1	100%	1
BOCA BIOLISTICS LLC			1	100%	1
COMMUNITY			1	100%	1
ST GERARD'S COMMUNITY OF CARE		1			1
WALGREENS #01398			1	100%	1
CVS MINUTE CLINIC DIAGNOSTIC OF VIRGINIA		1			1
GRAND VIEW HOSPITAL			1	100%	1
CARENOW URGENT CARE-WEST END		1			1
QC LABORATORY			1	100%	1
UNIVERSITY OF IOWA HOSPITALS & CLINICS			1	100%	1
SOUTHWEST REGIONAL PCR LABORATORY			1	100%	1
MAYO CLINICAL LABORATORIES		1			1
SKYRIDGE CLINICAL ASSOCIATES		1			1
LINCOLN MEDICAL CENTER		1			1
FRESENIUS SOUTH FORT MYERS		1			1
ADVENTHEALTH MEDICAL GROUP FAMILY AND INTERNAL			1	100%	1
LEELANAU OPCO, LLC		1			1
MCH PHYSICIANS GROUP			1	100%	1
LAKE LURE HEALTH CENTER			1	100%	1
Valley Center (WV)			1	100%	1
LONGWOOD PEDIATRICS LLC			1	100%	1
CSL PLASMA LAB			1	100%	1
ALLIED PHYSICIANS GROUP		1			1
URGENT CARE OF FORT LAUDERDALE INC			1	100%	1
Village Crest Center for Health & Rehabilitation		1			1
THE CHILDREN'S HOSPITAL OF PHILADELPHIA		1			1
SHARON REGIONAL MEDICAL CENTER			1	100%	1
MDS PHARMA SERVICES		1			1
SANTA CLARA VALLEY MEDICAL CENTER			1	100%	1
INNOVATIVE COVID-DIVERSEY			1	100%	1
MEDICAL UNIVERSITY SC HOSPITAL			1	100%	1
USC VERDUGO HILLS HOSPITAL			1	100%	1
BOONE DRUG & HEALTHCARE AT DEERFIELD			1	100%	1

COVID-19: testing by laboratory

Data through Dec 1, 2020 verified as of Dec 2, 2020 at 09:25 AM

Data in this report are provisional and subject to change.

The numbers in the table below represent the number of Florida and non-Florida residents for whom test results were received by the Department of Health. A person can be tested by more than one laboratory and can have both positive and negative results. **Therefore, the sum of the numbers in each column will be larger than the total number of people tested.**

Reporting lab	Inconclusive	Negative	Positive	Percent positive	Total
Tremont Health & Rehabilitation Center		1			1
ST JOHNS EPISCOPAL HOSPITAL SOUTH SHORE		1			1
MILFORD REGIONAL HOSPITAL			1	100%	1
Ramsey Village		1			1
BEAUFORT MEMORIAL			1	100%	1
NORTH SHORE HEMATOLOGY-ONCOLOGY ASSOCI		1			1
ADVENT HEALTH - OWASA			1	100%	1
WOODLAND TOWERS			1	100%	1
ORMOND BEACH URGENT CARE			1	100%	1
CALIFORNIA DIVISION OF COMMUNICABLE DISEASE CONTROL			1	100%	1
Avera Sr. James Care Center		1			1
AUGUSTA HEALTH CLINICAL LABORATORY			1	100%	1
UMASS MEMORIAL MEDICAL CENTER, INC		1			1
FALMOUTH BY THE SEA			1	100%	1
MID FLORIDA BIOLOGICALS			1	100%	1
DELAWARE DIAGNOSTICS LABS			1	100%	1
MIDDLE TENN MENTAL HEALTH INSTITUTE		1			1
LAKESIDE MEDICAL CENTER		1			1
HOUSTON DEPARTMENT OF HEALTH AND HUMAN SERVICES			1	100%	1
WEST COAST CLINICAL LABS INC			1	100%	1
RIVERSIDE MEDICAL CENTER		1			1
INFECTION CONTROL DEPT			1	100%	1
FLAGLER PROFESSIONAL HEALTH CARE SERVICES INC		1			1
STEWARD FLORIDA ALF, INC			1	100%	1
Douglas County Health Center		1			1
CLEVELAND CLINIC FLORIDA			1	100%	1
WESTWOOD NURSING & REHAB		1			1
CLINCLOUD, LLC			1	100%	1
HEALTHCARE FOR THE HOMELESS			1	100%	1
DUKE HEALTH REGIONAL HOSPITAL			1	100%	1
Total	52,584	9,890,498	1,299,132	12%	11,242,214