

COVID-19: summary of cases and monitoring

Data through Nov 29, 2020 verified as of Nov 30, 2020 at 09:25 AM

Data in this report are provisional and subject to change.

| Cases: people with positive PCR or antigen test result | | Cases: people with positive PCR or antigen test result | |
|--|---------|---|---------|
| Total cases | | Risk factors for Florida residents | |
| Florida residents | 999,319 | Traveled | 9,019 |
| Non-Florida residents | 983,370 | Contact with a known case | 375,727 |
| | 15,949 | Traveled and contact with a known case | 10,622 |
| Type of testing | | Neither | 588,002 |
| Florida residents | 983,370 | No travel and no contact | 127,527 |
| Positive by BPHL/CDC | 37,415 | Travel is unknown | 321,674 |
| Positive by commercial/hospital lab | 945,955 | Contact is unknown | 242,299 |
| PCR positive | 899,032 | Contact is pending | 189,395 |
| Antigen positive | 84,338 | | |
| Non-Florida residents | 15,949 | Travel can be unknown and contact can be unknown or pending for the same case, these numbers will sum to more than the "neither" total. | |
| Positive by BPHL/CDC | 461 | | |
| Positive by commercial/hospital lab | 15,488 | | |
| PCR positive | 13,165 | | |
| Antigen positive | 2,784 | | |
| Characteristics | | | |
| Florida residents hospitalized | 54,864 | | |
| Florida resident deaths | 18,597 | | |
| Non-Florida resident deaths | 237 | | |
| Hospitalized counts include anyone who was hospitalized at some point during their illness. It does not reflect the number of people currently hospitalized. | | | |
| More information on deaths identified through death certificate data is available on the National Center for Health Statistics website at www.cdc.gov/nchs/nvss/vsrr/COVID19/index.htm . | | | |

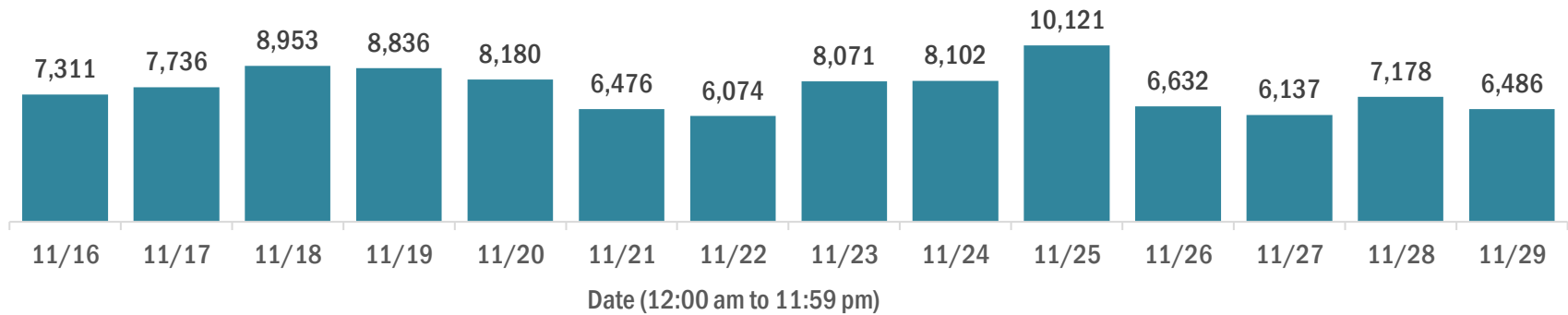
COVID-19: summary of laboratory testing

Data through Nov 29, 2020 verified as of Nov 30, 2020 at 09:25 AM

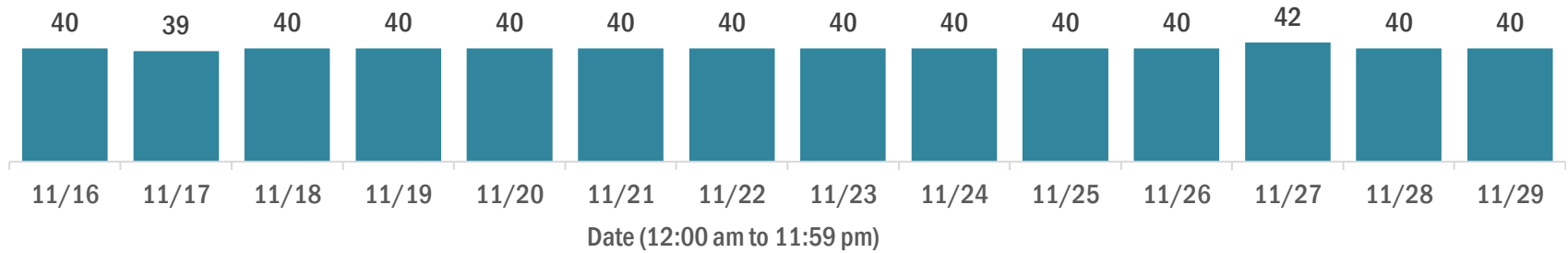
Data in this report are provisional and subject to change.

Cases in Florida residents per day for the past 2 weeks

Number of cases per day



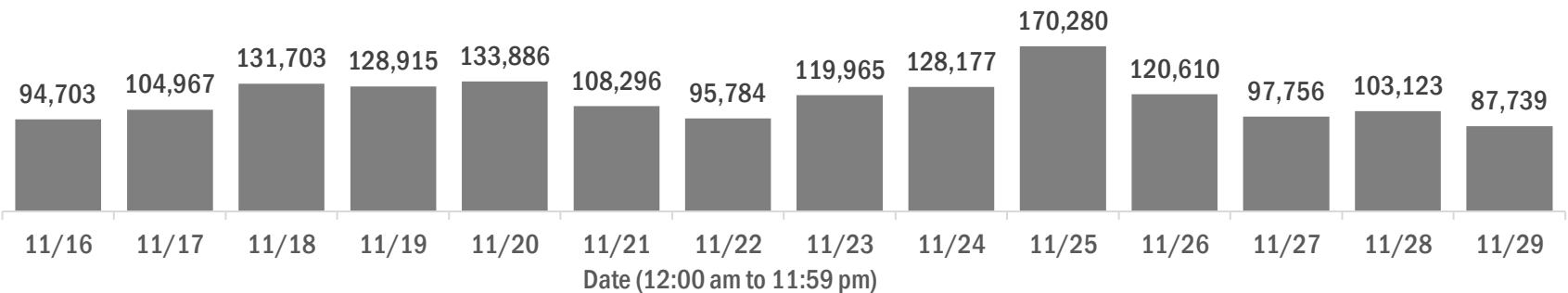
Median age of cases by day



Laboratory testing for Florida residents over the past 2 weeks

Number of Florida residents tested per day

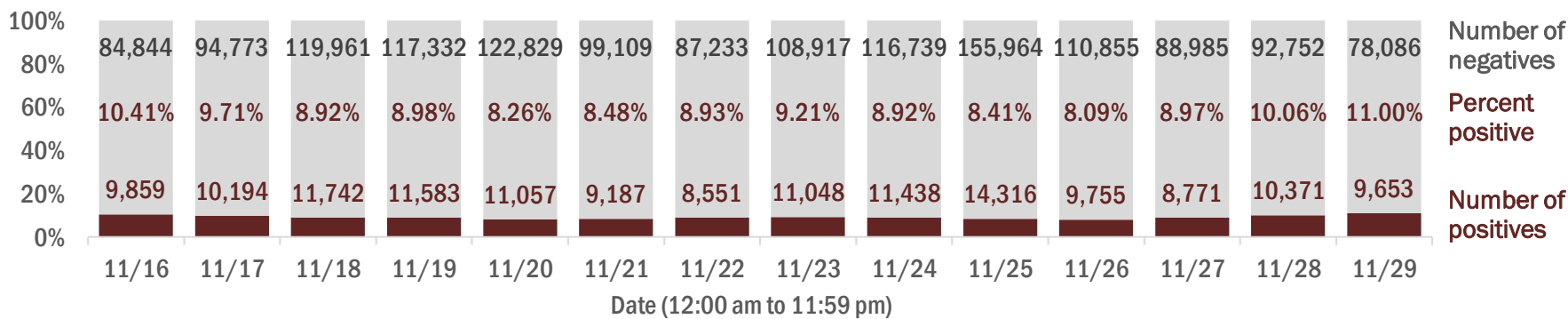
These counts include the number of people for whom the Department received PCR or antigen laboratory results by day. People tested on multiple days will be included for each day a new result was received. A person is only counted once for each day they are tested, regardless of whether multiple specimens are tested or multiple results are received.



Number and percent of Florida residents with positive test results

The percent of positive results ranged from 8.09% to 11.00% over the past 2 weeks and was 11.00% yesterday.

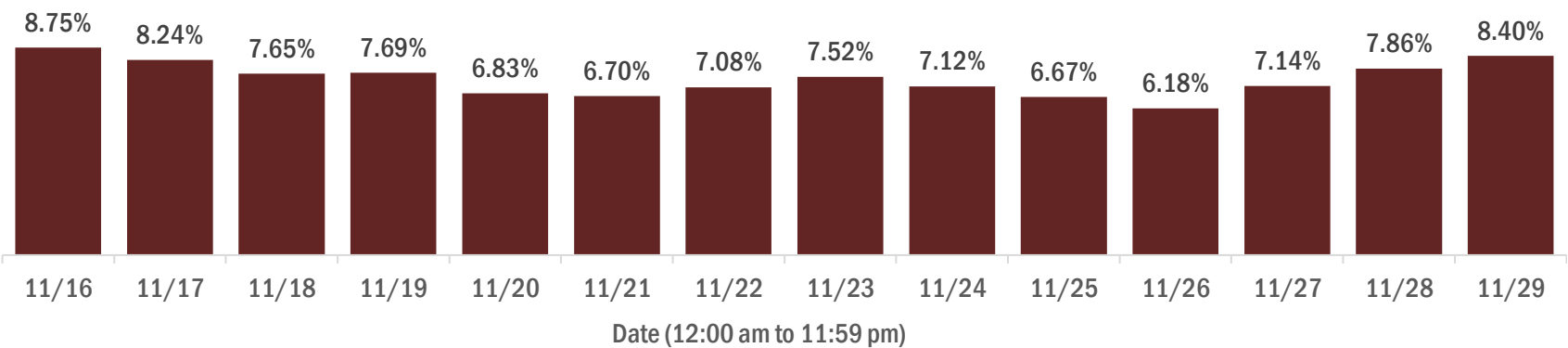
These counts include the number of people for whom the Department received PCR or antigen laboratory results by day. People tested on multiple days will be included for each day a new result was received. A person is only counted once for each day they are tested, regardless of whether multiple specimens are tested or multiple results are received. If a person has a positive specimen and a negative specimen in the same day, only the positive result is counted.



Percent positivity for new cases in Florida residents

The percent of positive results ranged from 6.18% to 8.75% over the past 2 weeks and was 8.40% yesterday.

This percent is the number of people who test PCR- or antigen-positive for the first time divided by all the people tested that day, excluding people who have previously tested positive.



COVID-19: characteristics of 983,370 Florida resident cases

Data through Nov 29, 2020 verified as of Nov 30, 2020 at 09:25 AM

Data in this report are provisional and subject to change.

| Age group | Cases | | Hospitalizations | | Deaths | |
|-------------|---------|-----------------|------------------|-----------------|--------|-----|
| 0-4 years | 16,746 | <div></div> 2% | 363 | <div></div> 1% | 0 | 0% |
| 5-14 years | 46,885 | <div></div> 5% | 330 | <div></div> 1% | 5 | 0% |
| 15-24 years | 159,223 | <div></div> 16% | 1,461 | <div></div> 3% | 32 | 0% |
| 25-34 years | 179,485 | <div></div> 18% | 3,025 | <div></div> 6% | 111 | 1% |
| 35-44 years | 154,790 | <div></div> 16% | 4,514 | <div></div> 8% | 317 | 2% |
| 45-54 years | 152,041 | <div></div> 15% | 6,778 | <div></div> 12% | 752 | 4% |
| 55-64 years | 127,849 | <div></div> 13% | 9,587 | <div></div> 17% | 2,052 | 11% |
| 65-74 years | 77,878 | <div></div> 8% | 11,020 | <div></div> 20% | 3,966 | 21% |
| 75-84 years | 44,049 | <div></div> 4% | 10,479 | <div></div> 19% | 5,458 | 29% |
| 85+ years | 23,390 | <div></div> 2% | 7,303 | <div></div> 13% | 5,904 | 32% |
| Unknown | 1,034 | <div></div> 0% | 4 | <div></div> 0% | 0 | 0% |
| Total | 983,370 | | 54,864 | | 18,597 | |

| Gender | Cases | |
|---------|---------|-----------------|
| Female | 506,391 | <div></div> 51% |
| Male | 471,388 | <div></div> 48% |
| Unknown | 5,591 | <div></div> 1% |
| Total | 983,370 | |

| Ethnicity | Cases | | Hospitalizations | | Deaths | |
|--------------|---------|-----------------|------------------|-----------------|--------|-----|
| Hispanic | 299,263 | <div></div> 30% | 15,111 | <div></div> 28% | 4,663 | 25% |
| Non-Hispanic | 445,522 | <div></div> 45% | 36,820 | <div></div> 67% | 12,596 | 68% |
| Unknown | 238,585 | <div></div> 24% | 2,933 | <div></div> 5% | 1,338 | 7% |
| Total | 983,370 | | 54,864 | | 18,597 | |

| Race and ethnicity | Cases | | Hospitalizations | | Deaths | |
|--------------------|---------|-----------------|------------------|-----------------|--------|-----|
| White | 495,375 | <div></div> 50% | 34,231 | <div></div> 62% | 13,121 | 71% |
| Hispanic | 197,074 | <div></div> 20% | 10,589 | <div></div> 19% | 3,706 | 20% |
| Non-Hispanic | 265,587 | <div></div> 27% | 22,502 | <div></div> 41% | 8,775 | 47% |
| Unknown | 32,714 | <div></div> 3% | 1,140 | <div></div> 2% | 640 | 3% |
| Black | 137,766 | <div></div> 14% | 12,282 | <div></div> 22% | 3,395 | 18% |
| Hispanic | 7,119 | <div></div> 1% | 509 | <div></div> 1% | 132 | 1% |
| Non-Hispanic | 119,777 | <div></div> 12% | 11,469 | <div></div> 21% | 3,128 | 17% |
| Unknown | 10,870 | <div></div> 1% | 304 | <div></div> 1% | 135 | 1% |
| Other race | 133,677 | <div></div> 14% | 6,599 | <div></div> 12% | 1,482 | 8% |
| Hispanic | 68,717 | <div></div> 7% | 3,627 | <div></div> 7% | 698 | 4% |
| Non-Hispanic | 46,909 | <div></div> 5% | 2,664 | <div></div> 5% | 641 | 3% |
| Unknown | 18,051 | <div></div> 2% | 308 | <div></div> 1% | 143 | 1% |
| Unknown race | 216,552 | <div></div> 22% | 1,752 | <div></div> 3% | 599 | 3% |
| Hispanic | 26,353 | <div></div> 3% | 386 | <div></div> 1% | 127 | 1% |
| Non-Hispanic | 13,249 | <div></div> 1% | 185 | <div></div> 0% | 52 | 0% |
| Unknown | 176,950 | <div></div> 18% | 1,181 | <div></div> 2% | 420 | 2% |
| Total | 983,370 | | 54,864 | | 18,597 | |

Hospitalization counts include anyone who was hospitalized at some point during their illness. It does not reflect the number of people currently hospitalized. **Other race** includes any person with a race of American Indian/Alaskan native, Asian, native Hawaiian/Pacific Islander, or other.

COVID-19: deaths in Florida residents and staff of long-term care facilities

Data through Nov 29, 2020 verified as of Nov 30, 2020 at 09:25 AM

Data in this report are provisional and subject to change.

For current cases in residents or staff of long-term care facilities, please visit: <https://floridahealthcovid19.gov/>

| County | Deaths | | County | Deaths | | County | Deaths | |
|--------------|--------|-----------------|--------------|--------|----------------|------------|--------|----------------|
| Dade | 862 | <div></div> 12% | Charlotte | 89 | <div></div> 1% | Washington | 12 | <div></div> 0% |
| Palm Beach | 761 | <div></div> 10% | Osceola | 89 | <div></div> 1% | Gadsden | 11 | <div></div> 0% |
| Pinellas | 616 | <div></div> 8% | Okaloosa | 85 | <div></div> 1% | Gilchrist | 11 | <div></div> 0% |
| Broward | 469 | <div></div> 6% | Clay | 70 | <div></div> 1% | Baker | 8 | <div></div> 0% |
| Hillsborough | 414 | <div></div> 6% | Citrus | 66 | <div></div> 1% | Jefferson | 8 | <div></div> 0% |
| Polk | 341 | <div></div> 5% | Indian River | 66 | <div></div> 1% | Lafayette | 8 | <div></div> 0% |
| Lee | 273 | <div></div> 4% | Jackson | 61 | <div></div> 1% | Calhoun | 7 | <div></div> 0% |
| Brevard | 256 | <div></div> 3% | Suwannee | 53 | <div></div> 1% | Gulf | 4 | <div></div> 0% |
| Duval | 246 | <div></div> 3% | Leon | 52 | <div></div> 1% | Bradford | 3 | <div></div> 0% |
| Orange | 237 | <div></div> 3% | Highlands | 46 | <div></div> 1% | Flagler | 3 | <div></div> 0% |
| Sarasota | 220 | <div></div> 3% | St. Johns | 45 | <div></div> 1% | Holmes | 3 | <div></div> 0% |
| St. Lucie | 183 | <div></div> 3% | Bay | 38 | <div></div> 1% | Monroe | 3 | <div></div> 0% |
| Volusia | 181 | <div></div> 2% | Alachua | 34 | <div></div> 0% | Taylor | 3 | <div></div> 0% |
| Seminole | 172 | <div></div> 2% | Columbia | 31 | <div></div> 0% | Desoto | 2 | <div></div> 0% |
| Marion | 168 | <div></div> 2% | Sumter | 29 | <div></div> 0% | Hardee | 2 | <div></div> 0% |
| Manatee | 146 | <div></div> 2% | Nassau | 26 | <div></div> 0% | Levy | 2 | <div></div> 0% |
| Escambia | 141 | <div></div> 2% | Santa Rosa | 23 | <div></div> 0% | Dixie | 1 | <div></div> 0% |
| Collier | 121 | <div></div> 2% | Hendry | 20 | <div></div> 0% | Liberty | 1 | <div></div> 0% |
| Pasco | 114 | <div></div> 2% | Putnam | 19 | <div></div> 0% | | | |
| Martin | 107 | <div></div> 1% | Madison | 16 | <div></div> 0% | | | |
| Lake | 104 | <div></div> 1% | Okeechobee | 16 | <div></div> 0% | | | |
| Hernando | 101 | <div></div> 1% | Walton | 16 | <div></div> 0% | | | |
| | | | | | | Total | 7,315 | |

Note: cases are summarized by the county of usual residence. Residents and staff may be cases associated with facilities that are not in their county of usual residence, resulting in cases being included below for counties that do not have facilities with known cases.

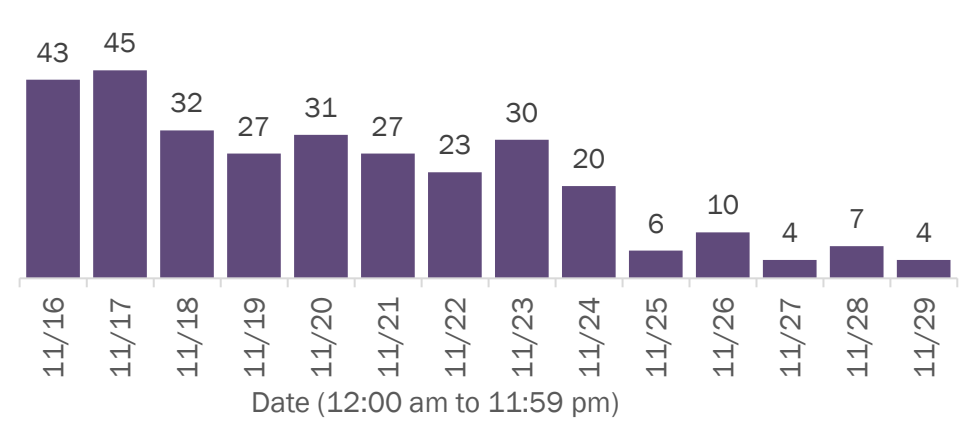
COVID-19: cases in Florida residents who have died

Data through Nov 29, 2020 verified as of Nov 30, 2020 at 09:25 AM

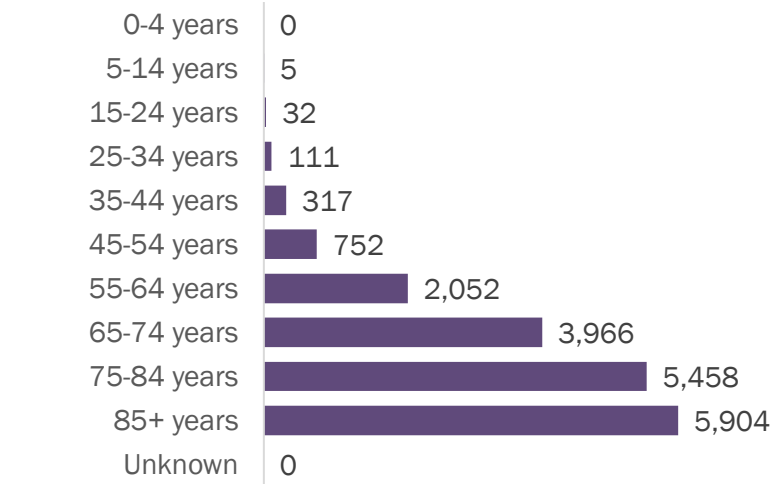
Data in this report are provisional and subject to change.

Demographics for all identified COVID-19 deaths: 18,597

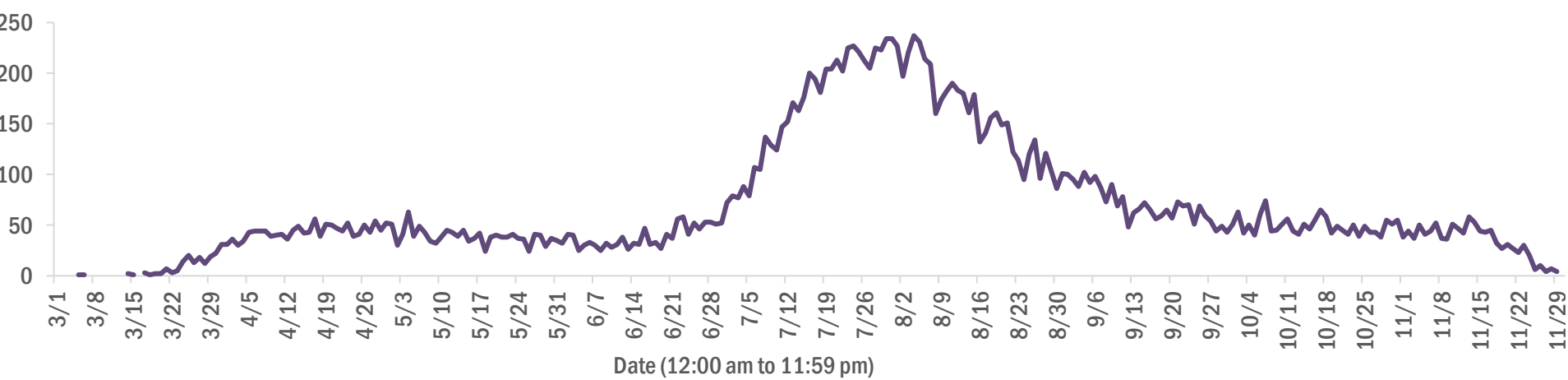
Deaths by date of death for the past 2 weeks



Deaths by age group



Deaths by date of death since March 2020



| Age group | Deaths | Cases | Case fatality rate | Mortality rate per 100,000 population |
|-------------|--------|---------|--------------------|---------------------------------------|
| 0-4 years | 0 | 16,746 | 0.0% | 0.0 |
| 5-14 years | 5 | 46,885 | 0.0% | 0.2 |
| 15-24 years | 32 | 159,223 | 0.0% | 1.3 |
| 25-34 years | 111 | 179,485 | 0.1% | 3.9 |
| 35-44 years | 317 | 154,790 | 0.2% | 12.2 |
| 45-54 years | 752 | 152,041 | 0.5% | 27.0 |
| 55-64 years | 2,052 | 127,849 | 1.6% | 70.9 |
| 65-74 years | 3,966 | 77,878 | 5.1% | 163.4 |
| 75-84 years | 5,458 | 44,049 | 12.4% | 388.7 |
| 85+ years | 5,904 | 23,390 | 25.2% | 1022.3 |
| Unknown | 0 | 1,034 | 0.0% | |
| Total | 18,597 | 983,370 | 1.9% | 86.1 |

| Race | Deaths | Cases | Case fatality rate | Mortality rate per 100,000 population |
|---------|--------|---------|--------------------|---------------------------------------|
| White | 13,121 | 495,375 | 2.6% | 78.6 |
| Black | 3,395 | 137,766 | 2.5% | 92.8 |
| Other | 1,482 | 133,677 | 1.1% | 119.1 |
| Unknown | 599 | 216,552 | 0.3% | |
| Total | 18,597 | 983,370 | 1.9% | 86.1 |

| Gender | Deaths | Cases | Case fatality rate | Mortality rate per 100,000 population |
|---------|--------|---------|--------------------|---------------------------------------|
| Female | 8,252 | 506,391 | 1.6% | 74.7 |
| Male | 10,345 | 471,388 | 2.2% | 98.0 |
| Unknown | 0 | 5,591 | 0.0% | |
| Total | 18,597 | 983,370 | 1.9% | 86.1 |

| Ethnicity | Deaths | Cases | Case fatality rate | Mortality rate per 100,000 population |
|--------------|--------|---------|--------------------|---------------------------------------|
| Non-Hispanic | 12,596 | 445,522 | 2.8% | 79.1 |
| Hispanic | 4,663 | 299,263 | 1.6% | 82.1 |
| Unknown | 1,338 | 238,585 | 0.6% | |
| Total | 18,597 | 983,370 | 1.9% | 86.1 |

COVID-19: characteristics of 999,319 cases

Data through Nov 29, 2020 verified as of Nov 30, 2020 at 09:25 AM

Data in this report are provisional and subject to change.

Tables below include cases in Florida residents and non-Florida residents.

All 67 Florida counties have cases:

| County | FL resident cases | | Non-FL resident cases | Total cases | FL resident deaths | FL death rate |
|--------------|-------------------|-----------------|-----------------------|-------------|--------------------|---------------|
| Dade | 227,139 | <div></div> 23% | 2,479 | 229,618 | 3,835 | 1.7% |
| Broward | 106,443 | <div></div> 11% | 1,081 | 107,524 | 1,664 | 1.6% |
| Palm Beach | 64,637 | <div></div> 7% | 735 | 65,372 | 1,694 | 2.6% |
| Orange | 57,813 | <div></div> 6% | 512 | 58,325 | 645 | 1.1% |
| Hillsborough | 57,870 | <div></div> 6% | 423 | 58,293 | 932 | 1.6% |
| Duval | 43,347 | <div></div> 4% | 631 | 43,978 | 604 | 1.4% |
| Pinellas | 32,602 | <div></div> 3% | 456 | 33,058 | 902 | 2.8% |
| Lee | 29,429 | <div></div> 3% | 684 | 30,113 | 584 | 2.0% |
| Polk | 27,447 | <div></div> 3% | 164 | 27,611 | 678 | 2.5% |
| Osceola | 18,160 | <div></div> 2% | 194 | 18,354 | 243 | 1.3% |
| Collier | 17,380 | <div></div> 2% | 377 | 17,757 | 280 | 1.6% |
| Manatee | 16,635 | <div></div> 2% | 225 | 16,860 | 374 | 2.2% |
| Escambia | 14,920 | <div></div> 2% | 1,809 | 16,729 | 305 | 2.0% |
| Volusia | 16,314 | <div></div> 2% | 192 | 16,506 | 370 | 2.3% |
| Brevard | 15,440 | <div></div> 2% | 116 | 15,556 | 444 | 2.9% |
| Leon | 14,558 | <div></div> 1% | 436 | 14,994 | 141 | 1.0% |
| Pasco | 14,757 | <div></div> 2% | 142 | 14,899 | 276 | 1.9% |
| Sarasota | 13,427 | <div></div> 1% | 336 | 13,763 | 389 | 2.9% |
| Marion | 13,004 | <div></div> 1% | 40 | 13,044 | 379 | 2.9% |
| Seminole | 12,868 | <div></div> 1% | 72 | 12,940 | 276 | 2.1% |
| Alachua | 12,744 | <div></div> 1% | 120 | 12,864 | 102 | 0.8% |
| St. Lucie | 10,756 | <div></div> 1% | 39 | 10,795 | 368 | 3.4% |
| Lake | 10,568 | <div></div> 1% | 103 | 10,671 | 255 | 2.4% |
| Okaloosa | 8,788 | <div></div> 1% | 97 | 8,885 | 160 | 1.8% |
| St. Johns | 8,680 | <div></div> 1% | 152 | 8,832 | 96 | 1.1% |
| Bay | 8,145 | <div></div> 1% | 326 | 8,471 | 157 | 1.9% |
| Clay | 7,999 | <div></div> 1% | 20 | 8,019 | 148 | 1.9% |
| Santa Rosa | 7,387 | <div></div> 1% | 96 | 7,483 | 102 | 1.4% |
| Martin | 6,197 | <div></div> 1% | 65 | 6,262 | 173 | 2.8% |
| Charlotte | 5,046 | <div></div> 1% | 41 | 5,087 | 197 | 3.9% |
| Indian River | 4,967 | <div></div> 1% | 49 | 5,016 | 137 | 2.8% |
| Hernando | 4,975 | <div></div> 1% | 30 | 5,005 | 216 | 4.3% |
| Columbia | 4,770 | <div></div> 0% | 19 | 4,789 | 94 | 2.0% |
| Citrus | 4,728 | <div></div> 0% | 25 | 4,753 | 171 | 3.6% |
| Jackson | 3,831 | <div></div> 0% | 52 | 3,883 | 90 | 2.3% |

| County | FL resident cases | | Non-FL resident cases | Total cases | FL resident deaths | FL death rate |
|------------|-------------------|----|-----------------------|-------------|--------------------|---------------|
| Highlands | 3,753 | 0% | 27 | 3,780 | 146 | 3.9% |
| Walton | 3,325 | 0% | 365 | 3,690 | 37 | 1.1% |
| Sumter | 3,448 | 0% | 19 | 3,467 | 95 | 2.8% |
| Monroe | 3,278 | 0% | 103 | 3,381 | 27 | 0.8% |
| Gadsden | 3,301 | 0% | 11 | 3,312 | 57 | 1.7% |
| Suwannee | 3,256 | 0% | 25 | 3,281 | 86 | 2.6% |
| Nassau | 2,930 | 0% | 266 | 3,196 | 57 | 1.9% |
| Unknown | 185 | 0% | 2,583 | 2,768 | 0 | 0.0% |
| Putnam | 2,741 | 0% | 7 | 2,748 | 58 | 2.1% |
| Flagler | 2,723 | 0% | 23 | 2,746 | 42 | 1.5% |
| Hendry | 2,487 | 0% | 10 | 2,497 | 45 | 1.8% |
| Desoto | 2,403 | 0% | 8 | 2,411 | 34 | 1.4% |
| Okeechobee | 2,023 | 0% | 13 | 2,036 | 43 | 2.1% |
| Baker | 2,020 | 0% | 10 | 2,030 | 32 | 1.6% |
| Hardee | 1,758 | 0% | 7 | 1,765 | 18 | 1.0% |
| Taylor | 1,641 | 0% | 4 | 1,645 | 21 | 1.3% |
| Wakulla | 1,609 | 0% | 9 | 1,618 | 14 | 0.9% |
| Washington | 1,510 | 0% | 15 | 1,525 | 26 | 1.7% |
| Bradford | 1,409 | 0% | 3 | 1,412 | 19 | 1.3% |
| Levy | 1,404 | 0% | 7 | 1,411 | 14 | 1.0% |
| Lafayette | 1,323 | 0% | 0 | 1,323 | 20 | 1.5% |
| Madison | 1,250 | 0% | 17 | 1,267 | 27 | 2.2% |
| Union | 1,229 | 0% | 0 | 1,229 | 61 | 5.0% |
| Holmes | 1,146 | 0% | 20 | 1,166 | 15 | 1.3% |
| Gulf | 1,047 | 0% | 14 | 1,061 | 19 | 1.8% |
| Hamilton | 968 | 0% | 10 | 978 | 11 | 1.1% |
| Dixie | 960 | 0% | 3 | 963 | 11 | 1.1% |
| Calhoun | 868 | 0% | 2 | 870 | 22 | 2.5% |
| Franklin | 819 | 0% | 11 | 830 | 4 | 0.5% |
| Jefferson | 757 | 0% | 17 | 774 | 11 | 1.5% |
| Gilchrist | 763 | 0% | 0 | 763 | 20 | 2.6% |
| Glades | 671 | 0% | 1 | 672 | 10 | 1.5% |
| Liberty | 594 | 0% | 1 | 595 | 14 | 2.4% |
| Total | 983,370 | | 15,949 | 999,319 | 18,597 | 1.9% |

COVID-19: characteristics of 983,370 Florida resident cases

Data through Nov 29, 2020 verified as of Nov 30, 2020 at 09:25 AM

Data in this report are provisional and subject to change.

The table below includes the cities and counties of residence for cases in Florida residents based on the patient's ZIP Code.

Note that city is not always received as part of the initial notification and may be missing while the case is being investigated.

| City and county | Cases |
|-----------------------------|---------|
| Miami, Dade | 131,538 |
| Orlando, Orange | 43,519 |
| Jacksonville, Duval | 40,627 |
| Tampa, Hillsborough | 34,738 |
| Hialeah, Dade | 30,925 |
| Fort Lauderdale, Broward | 24,999 |
| Hollywood, Broward | 20,787 |
| West Palm Beach, Palm Beach | 16,062 |
| Kissimmee, Osceola | 14,258 |
| Naples, Collier | 14,144 |
| Tallahassee, Leon | 13,746 |
| Homestead, Dade | 13,598 |
| Saint Petersburg, Pinellas | 12,889 |
| Pensacola, Escambia | 12,278 |
| Fort Myers, Lee | 11,999 |
| Pompano Beach, Broward | 11,710 |
| Bradenton, Manatee | 11,157 |
| Boca Raton, Palm Beach | 10,701 |
| Gainesville, Alachua | 10,596 |
| Ocala, Marion | 10,138 |
| Lakeland, Polk | 9,497 |
| Sarasota, Sarasota | 8,710 |
| Lake Worth, Palm Beach | 8,400 |
| Cape Coral, Lee | 7,114 |
| Port Saint Lucie, St. Lucie | 6,935 |
| Miramar, Broward | 6,744 |
| Clearwater, Pinellas | 6,371 |
| Miami Gardens, Dade | 6,145 |
| Boynton Beach, Palm Beach | 6,056 |
| Miami Beach, Dade | 5,872 |
| Coral Springs, Broward | 5,308 |
| Panama City, Bay | 5,267 |
| Winter Haven, Polk | 4,935 |
| Melbourne, Brevard | 4,815 |
| Saint Augustine, St. Johns | 4,814 |
| Lehigh Acres, Lee | 4,770 |
| Delray Beach, Palm Beach | 4,665 |
| Lake City, Columbia | 4,464 |
| Davie, Broward | 4,231 |
| Coral Gables, Dade | 4,057 |
| Sunrise, Broward | 4,017 |
| Milton, Santa Rosa | 3,967 |
| Doral, Dade | 3,935 |
| Riverview, Hillsborough | 3,891 |
| Vero Beach, Indian River | 3,805 |
| Fort Pierce, St. Lucie | 3,764 |
| Daytona Beach, Volusia | 3,735 |
| Brandon, Hillsborough | 3,495 |
| Saint Cloud, Osceola | 3,490 |
| Plant City, Hillsborough | 3,457 |
| Largo, Pinellas | 3,421 |
| Apopka, Orange | 3,408 |
| Palm Bay, Brevard | 3,381 |
| Plantation, Broward | 3,332 |
| Miami Lakes, Dade | 3,296 |
| Orange Park, Clay | 3,288 |
| New Port Richey, Pasco | 3,277 |
| North Miami Beach, Dade | 3,220 |
| Deerfield Beach, Broward | 3,100 |

COVID-19: characteristics of 983,370 Florida resident cases

Data through Nov 29, 2020 verified as of Nov 30, 2020 at 09:25 AM

Data in this report are provisional and subject to change.

The table below includes the cities and counties of residence for cases in Florida residents based on the patient's ZIP Code.

Note that city is not always received as part of the initial notification and may be missing while the case is being investigated.

| City and county | Cases |
|--------------------------------|-------|
| Weston, Broward | 3,082 |
| Jupiter, Palm Beach | 3,062 |
| Stuart, Martin | 3,030 |
| Sanford, Seminole | 3,003 |
| Spring Hill, Hernando | 2,872 |
| Clermont, Lake | 2,834 |
| Cutler Ridge, Dade | 2,772 |
| Fort Walton Beach, Okaloosa | 2,765 |
| Tamarac, Broward | 2,725 |
| Deltona, Volusia | 2,721 |
| Live Oak, Suwannee | 2,720 |
| Port Charlotte, Charlotte | 2,591 |
| Opa Locka, Dade | 2,555 |
| Immokalee, Collier | 2,542 |
| Davenport, Polk | 2,487 |
| Deland, Volusia | 2,450 |
| Palm Beach Gardens, Palm Beach | 2,426 |
| Winter Park, Orange | 2,392 |
| Palmetto, Manatee | 2,372 |
| Arcadia, Desoto | 2,346 |
| Winter Garden, Orange | 2,320 |
| Margate, Broward | 2,297 |
| Palm Coast, Flagler | 2,278 |
| Coconut Creek, Broward | 2,236 |
| Wesley Chapel, Pasco | 2,207 |
| Oviedo, Seminole | 2,174 |
| Land O Lakes, Pasco | 2,173 |
| Wellington, Palm Beach | 2,156 |
| Crestview, Okaloosa | 2,138 |
| Hallandale, Broward | 2,095 |
| Palm Harbor, Pinellas | 2,070 |
| Altamonte Springs, Seminole | 2,049 |
| Okeechobee, Okeechobee | 2,017 |
| Haines City, Polk | 2,001 |
| Lake Worth Beach, Palm Beach | 2,000 |
| Venice, Sarasota | 1,929 |
| Key West, Monroe | 1,915 |
| Sebring, Highlands | 1,914 |
| Ocoee, Orange | 1,881 |
| Bonita Springs, Lee | 1,877 |
| Brooksville, Hernando | 1,854 |
| Middleburg, Clay | 1,834 |
| North Port, Sarasota | 1,828 |
| Punta Gorda, Charlotte | 1,812 |
| North Lauderdale, Broward | 1,797 |
| Lutz, Hillsborough | 1,783 |
| Leesburg, Lake | 1,781 |
| Valrico, Hillsborough | 1,747 |
| North Miami, Dade | 1,729 |
| Seminole, Pinellas | 1,726 |
| Pembroke Pines, Broward | 1,676 |
| Quincy, Gadsden | 1,675 |
| Ruskin, Hillsborough | 1,647 |
| Port Orange, Volusia | 1,633 |
| Pinellas Park, Pinellas | 1,604 |
| Perry, Taylor | 1,545 |
| Ormond Beach, Volusia | 1,527 |
| Jacksonville Beach, Duval | 1,525 |
| Longwood, Seminole | 1,517 |

COVID-19: characteristics of 983,370 Florida resident cases

Data through Nov 29, 2020 verified as of Nov 30, 2020 at 09:25 AM

Data in this report are provisional and subject to change.

The table below includes the cities and counties of residence for cases in Florida residents based on the patient's ZIP Code.

Note that city is not always received as part of the initial notification and may be missing while the case is being investigated.

| City and county | Cases |
|------------------------------|-------|
| Oakland Park, Broward | 1,516 |
| Windermere, Orange | 1,487 |
| Zephyrhills, Pasco | 1,469 |
| Crawfordville, Wakulla | 1,460 |
| Cocoa, Brevard | 1,430 |
| Marianna, Jackson | 1,419 |
| Casselberry, Seminole | 1,413 |
| Saint Johns, St. Johns | 1,405 |
| Royal Palm Beach, Palm Beach | 1,402 |
| Bartow, Polk | 1,399 |
| Crossings, Dade | 1,385 |
| Green Cove Springs, Clay | 1,383 |
| Clewiston, Hendry | 1,380 |
| Dade City, Pasco | 1,380 |
| Coconut Grove, Dade | 1,363 |
| Niceville, Okaloosa | 1,336 |
| Mayo, Lafayette | 1,312 |
| Kissimmee, Polk | 1,296 |
| Carol City, Dade | 1,296 |
| Palatka, Putnam | 1,293 |
| Defuniak Springs, Walton | 1,280 |
| Cantonment, Escambia | 1,279 |
| Missing, Dade | 1,275 |
| Gulf Breeze, Santa Rosa | 1,269 |
| Navarre, Santa Rosa | 1,256 |
| Hudson, Pasco | 1,247 |
| Lake Mary, Seminole | 1,239 |
| Inverness, Citrus | 1,231 |
| Chipley, Washington | 1,223 |
| Wimauma, Hillsborough | 1,218 |
| North Fort Myers, Lee | 1,218 |
| Auburndale, Polk | 1,199 |
| Panama City Beach, Bay | 1,179 |
| Belle Glade, Palm Beach | 1,168 |
| Lynn Haven, Bay | 1,166 |
| Port Richey, Pasco | 1,162 |
| Ponte Vedra Beach, St. Johns | 1,158 |
| Fernandina Beach, Nassau | 1,144 |
| Titusville, Brevard | 1,142 |
| Lake Wales, Polk | 1,133 |
| The Villages, Sumter | 1,133 |
| Starke, Bradford | 1,107 |
| Biscayne Park, Dade | 1,107 |
| Aventura, Dade | 1,093 |
| Santa Rosa Beach, Walton | 1,081 |
| Tarpon Springs, Pinellas | 1,079 |
| Merritt Island, Brevard | 1,073 |
| New Smyrna Beach, Volusia | 1,051 |
| Fleming Island, Clay | 1,048 |
| Winter Springs, Seminole | 1,040 |
| Labelle, Hendry | 1,038 |
| Avon Park, Highlands | 1,032 |
| Wauchula, Hardee | 1,028 |
| Indiantown, Martin | 1,020 |
| Loxahatchee, Palm Beach | 1,012 |
| Destin, Okaloosa | 1,000 |
| Cooper City, Broward | 992 |
| Sarasota, Manatee | 991 |
| Century, Escambia | 956 |

COVID-19: characteristics of 983,370 Florida resident cases

Data through Nov 29, 2020 verified as of Nov 30, 2020 at 09:25 AM

Data in this report are provisional and subject to change.

The table below includes the cities and counties of residence for cases in Florida residents based on the patient's ZIP Code.

Note that city is not always received as part of the initial notification and may be missing while the case is being investigated.

| City and county | Cases |
|--------------------------------|-------|
| Dunedin, Pinellas | 952 |
| Estero, Lee | 949 |
| Graceville, Jackson | 947 |
| Tavares, Lake | 942 |
| Key Biscayne, Dade | 941 |
| Mulberry, Polk | 923 |
| Seffner, Hillsborough | 911 |
| Rockledge, Brevard | 905 |
| Parkland, Broward | 904 |
| Eustis, Lake | 904 |
| Parrish, Manatee | 903 |
| Palm City, Martin | 902 |
| Florida City, Dade | 899 |
| Lake Butler, Union | 896 |
| El Portal, Dade | 895 |
| Madison, Madison | 887 |
| Riviera Beach, Palm Beach | 884 |
| Holiday, Pasco | 881 |
| Everglades National Park, Dade | 878 |
| Bonifay, Holmes | 875 |
| Macclenny, Baker | 864 |
| Maitland, Orange | 857 |
| Mount Dora, Lake | 837 |
| Orange City, Volusia | 816 |
| Odessa, Hillsborough | 803 |
| Crystal River, Citrus | 777 |
| Sanderson, Baker | 767 |
| Lake Placid, Highlands | 759 |
| Dania, Broward | 749 |
| Dover, Hillsborough | 749 |
| Groveland, Lake | 733 |
| Coleman, Sumter | 718 |
| Olympia Heights, Dade | 716 |
| Monticello, Jefferson | 707 |
| Uleta, Dade | 707 |
| Lithia, Hillsborough | 703 |
| Gibsonton, Hillsborough | 693 |
| Coral, Dade | 679 |
| Jasper, Hamilton | 675 |
| Atlantic Beach, Duval | 672 |
| Yulee, Nassau | 664 |
| Hobe Sound, Martin | 662 |
| Homosassa, Citrus | 651 |
| Ponte Vedra, St. Johns | 649 |
| Lantana, Palm Beach | 643 |
| Moore Haven, Glades | 633 |
| Palm Springs, Palm Beach | 629 |
| Pinecrest, Dade | 620 |
| Sebastian, Indian River | 620 |
| Oldsmar, Pinellas | 617 |
| Pace, Santa Rosa | 612 |
| Havana, Gadsden | 611 |
| Wewahitchka, Gulf | 599 |
| Alachua, Alachua | 594 |
| Summerfield, Marion | 586 |
| Blountstown, Calhoun | 584 |
| Debary, Volusia | 583 |
| North Palm Beach, Palm Beach | 583 |
| Chattahoochee, Gadsden | 574 |

COVID-19: characteristics of 983,370 Florida resident cases

Data through Nov 29, 2020 verified as of Nov 30, 2020 at 09:25 AM

Data in this report are provisional and subject to change.

The table below includes the cities and counties of residence for cases in Florida residents based on the patient's ZIP Code.

Note that city is not always received as part of the initial notification and may be missing while the case is being investigated.

| City and county | Cases |
|--------------------------------|-------|
| Cross City, Dixie | 572 |
| South Miami, Dade | 565 |
| South Bay, Palm Beach | 564 |
| Callahan, Nassau | 562 |
| Sun City Center, Hillsborough | 560 |
| Lecanto, Citrus | 560 |
| Fisher Island, Dade | 556 |
| Frostproof, Polk | 551 |
| Apollo Beach, Hillsborough | 543 |
| Wildwood, Sumter | 533 |
| Pahokee, Palm Beach | 533 |
| Trenton, Gilchrist | 532 |
| Newberry, Alachua | 529 |
| Edgewater, Volusia | 529 |
| Dunnellon, Marion | 519 |
| Ellenton, Manatee | 507 |
| Fellsmere, Indian River | 505 |
| Jensen Beach, Martin | 500 |
| Bellevue, Marion | 499 |
| Bristol, Liberty | 497 |
| Lady Lake, Lake | 495 |
| Williston, Levy | 494 |
| Lauderhill, Broward | 480 |
| Crescent City, Putnam | 480 |
| Safety Harbor, Pinellas | 476 |
| Wilton Manors, Broward | 475 |
| Lauderdale Lakes, Broward | 473 |
| Bowling Green, Hardee | 471 |
| Polk City, Polk | 467 |
| Beverly Hills, Citrus | 461 |
| Satellite Beach, Brevard | 459 |
| Palmetto Bay, Dade | 446 |
| Freeport, Walton | 444 |
| Port Saint Joe, Gulf | 441 |
| Carrabelle, Franklin | 440 |
| Hilliard, Nassau | 439 |
| Bushnell, Sumter | 437 |
| Key Largo, Monroe | 435 |
| Nokomis, Sarasota | 431 |
| Mary Esther, Okaloosa | 424 |
| Fort Meade, Polk | 421 |
| Sweetwater, Dade | 421 |
| Keystone Heights, Clay | 413 |
| Dunnellon, Citrus | 411 |
| Marco Island, Collier | 407 |
| Shalimar, Okaloosa | 400 |
| Glen Saint Mary, Baker | 386 |
| Hernando, Citrus | 384 |
| Chiefland, Levy | 376 |
| Florida State University, Leon | 373 |
| Sneads, Jackson | 361 |
| Centerville, Leon | 360 |
| Old Town, Dixie | 359 |
| Southwest Ranches, Broward | 351 |
| Englewood, Charlotte | 348 |
| Indialantic, Brevard | 347 |
| Cocoa Beach, Brevard | 344 |
| Lake Alfred, Polk | 327 |
| Jacksonville, St. Johns | 326 |

COVID-19: characteristics of 983,370 Florida resident cases

Data through Nov 29, 2020 verified as of Nov 30, 2020 at 09:25 AM

Data in this report are provisional and subject to change.

The table below includes the cities and counties of residence for cases in Florida residents based on the patient's ZIP Code.

Note that city is not always received as part of the initial notification and may be missing while the case is being investigated.

| City and county | Cases |
|----------------------------|-------|
| Marathon, Monroe | 319 |
| Bronson, Levy | 317 |
| Miramar Beach, Walton | 317 |
| Neptune Beach, Duval | 315 |
| Thonotosassa, Hillsborough | 314 |
| Belle Isle, Orange | 313 |
| Spring Hill, Pasco | 311 |
| Raiford, Union | 306 |
| Englewood, Sarasota | 294 |
| Cottondale, Jackson | 290 |
| Sorrento, Lake | 289 |
| Malone, Jackson | 282 |
| High Springs, Alachua | 282 |
| Minneola, Lake | 276 |
| Fort Myers Beach, Lee | 275 |
| Lehigh, Lee | 275 |
| Clearwater Beach, Pinellas | 273 |
| Medley, Dade | 272 |
| Fort White, Columbia | 271 |
| West Melbourne, Brevard | 265 |
| Oakland, Orange | 264 |
| Mascotte, Lake | 262 |
| Palm Beach, Palm Beach | 250 |
| Midway, Gadsden | 248 |
| Fruitland Park, Lake | 248 |
| Trinity, Pasco | 247 |
| Gulfport, Pinellas | 239 |
| Myakka City, Manatee | 238 |
| Bunnell, Flagler | 236 |
| Zolfo Springs, Hardee | 236 |
| Baker, Okaloosa | 234 |
| Umatilla, Lake | 233 |
| Pierson, Volusia | 230 |
| Haverhill, Palm Beach | 227 |
| Citra, Marion | 226 |
| Silver Springs, Marion | 222 |
| South Daytona, Volusia | 221 |
| Bell, Gilchrist | 216 |
| Hawthorne, Alachua | 216 |
| Rotunda West, Charlotte | 215 |
| Weeki Wachee, Hernando | 214 |
| Tavernier, Monroe | 212 |
| De Leon Springs, Volusia | 210 |
| Apalachicola, Franklin | 207 |
| Interlachen, Putnam | 206 |
| Lake Park, Palm Beach | 205 |
| Molino, Escambia | 202 |
| Flagler Beach, Flagler | 200 |
| Cape Canaveral, Brevard | 195 |
| Bay Harbor Islands, Dade | 194 |
| Youngstown, Bay | 193 |
| Jay, Santa Rosa | 193 |
| Lawtey, Bradford | 192 |
| Greenville, Madison | 189 |
| Holly Hill, Volusia | 188 |
| Altha, Calhoun | 187 |
| Mims, Brevard | 183 |
| Osprey, Sarasota | 181 |
| Jennings, Hamilton | 181 |

COVID-19: characteristics of 983,370 Florida resident cases

Data through Nov 29, 2020 verified as of Nov 30, 2020 at 09:25 AM

Data in this report are provisional and subject to change.

The table below includes the cities and counties of residence for cases in Florida residents based on the patient's ZIP Code.

Note that city is not always received as part of the initial notification and may be missing while the case is being investigated.

| City and county | Cases |
|--------------------------------|-------|
| Melbourne Beach, Brevard | 180 |
| Ocklawaha, Marion | 180 |
| Tequesta, Palm Beach | 179 |
| Archer, Alachua | 178 |
| Oxford, Sumter | 178 |
| Edgewood, Orange | 177 |
| Grand Ridge, Jackson | 174 |
| Alva, Lee | 170 |
| Ave Maria, Collier | 169 |
| Branford, Suwannee | 168 |
| Greenwood, Jackson | 165 |
| Indian Harbour Beach, Brevard | 164 |
| East Palatka, Putnam | 163 |
| Celebration, Osceola | 162 |
| Eastpoint, Franklin | 160 |
| Dundee, Polk | 158 |
| Kenneth City, Pinellas | 158 |
| Floral City, Citrus | 155 |
| Montverde, Lake | 155 |
| Vernon, Washington | 151 |
| Surfside, Dade | 147 |
| Clair-Mel City, Hillsborough | 145 |
| Gretna, Gadsden | 144 |
| Hastings, St. Johns | 143 |
| Eagle Lake, Polk | 142 |
| Westville, Holmes | 141 |
| O Brien, Suwannee | 140 |
| South Pasadena, Pinellas | 140 |
| Gotha, Orange | 139 |
| Webster, Sumter | 138 |
| Melrose, Putnam | 136 |
| Indian Rocks Beach, Pinellas | 136 |
| Bal Harbour, Dade | 134 |
| Satsuma, Putnam | 133 |
| Elkton, St. Johns | 132 |
| University Of Miami, Dade | 132 |
| San Antonio, Pasco | 130 |
| Chuluota, Seminole | 128 |
| Azalea Park, Orange | 127 |
| Grand Island, Lake | 125 |
| Hiawassee, Orange | 124 |
| Malabar, Brevard | 122 |
| West Miami, Dade | 121 |
| Southport, Bay | 119 |
| Valparaiso, Okaloosa | 118 |
| Lee, Madison | 118 |
| Eglin Air Force Base, Okaloosa | 118 |
| Reddick, Marion | 118 |
| Ponce De Leon, Holmes | 112 |
| Wellborn, Suwannee | 112 |
| White Springs, Hamilton | 111 |
| Inlet Beach, Walton | 110 |
| Lakewood Ranch, Manatee | 109 |
| Geneva, Seminole | 109 |
| Alford, Jackson | 108 |
| Lake Panasoffkee, Sumter | 107 |
| Laurel Hill, Okaloosa | 107 |
| Zellwood, Orange | 105 |
| Matlacha, Lee | 104 |

COVID-19: characteristics of 983,370 Florida resident cases

Data through Nov 29, 2020 verified as of Nov 30, 2020 at 09:25 AM

Data in this report are provisional and subject to change.

The table below includes the cities and counties of residence for cases in Florida residents based on the patient's ZIP Code.

Note that city is not always received as part of the initial notification and may be missing while the case is being investigated.

| City and county | Cases |
|---------------------------------------|-------|
| Lockhart, Orange | 103 |
| Bryceville, Nassau | 103 |
| Summerland Key, Monroe | 102 |
| Fort McCoy, Marion | 102 |
| Mcdavid, Escambia | 99 |
| University Of Central Florida, Orange | 97 |
| Sebastian, Brevard | 97 |
| South Fort Myers, Lee | 97 |
| Morriston, Levy | 95 |
| Mcalpin, Suwannee | 93 |
| Weirsdale, Marion | 92 |
| Fountain, Bay | 92 |
| Anthony, Marion | 92 |
| Pomona Park, Putnam | 91 |
| Juno Beach, Palm Beach | 90 |
| Micanopy, Alachua | 89 |
| Hosford, Liberty | 89 |
| Sanibel, Lee | 88 |
| Belleair, Pinellas | 87 |
| Bay Lake, Orange | 87 |
| University Of FI, Alachua | 86 |
| Babson Park, Polk | 85 |
| Alafaya, Orange | 84 |
| Hallandale Beach, Broward | 84 |
| Howey-In-The-Hills, Lake | 83 |
| Astatula, Lake | 81 |
| Islamorada, Monroe | 81 |
| Cloud Lake, Palm Beach | 80 |
| Longboat Key, Manatee | 80 |
| Greenacres, Palm Beach | 79 |
| Holmes Beach, Manatee | 79 |
| Temple Terrace, Hillsborough | 79 |
| Carrollwood, Hillsborough | 79 |
| Poinciana, Polk | 78 |
| Odessa, Pasco | 78 |
| Center Hill, Sumter | 77 |
| Bokeelia, Lee | 76 |
| Lauderdale By The Sea, Broward | 76 |
| Steinhatchee, Taylor | 75 |
| Sopchoppy, Wakulla | 74 |
| Mangonia Park, Palm Beach | 74 |
| Fern Park, Seminole | 73 |
| Kindred, Osceola | 71 |
| Madeira Beach, Pinellas | 71 |
| Lake Helen, Volusia | 71 |
| Caryville, Washington | 71 |
| F M, Lee | 70 |
| Eatonville, Orange | 69 |
| Big Pine Key, Monroe | 69 |
| Viera, Brevard | 69 |
| Avon Park, Polk | 69 |
| Oak Hill, Volusia | 68 |
| Sumterville, Sumter | 68 |
| Seville, Volusia | 67 |
| Atlantis, Palm Beach | 66 |
| Holt, Okaloosa | 66 |
| Citrus Springs, Citrus | 63 |
| Osteen, Volusia | 63 |
| Bonita Beach, Lee | 62 |

COVID-19: characteristics of 983,370 Florida resident cases

Data through Nov 29, 2020 verified as of Nov 30, 2020 at 09:25 AM

Data in this report are provisional and subject to change.

The table below includes the cities and counties of residence for cases in Florida residents based on the patient's ZIP Code.

Note that city is not always received as part of the initial notification and may be missing while the case is being investigated.

| City and county | Cases |
|---|-------|
| Palma Ceia, Hillsborough | 62 |
| Grant-Valkaria, Brevard | 62 |
| The Villages, Lake | 61 |
| Stock Island, Monroe | 61 |
| Hypoluxo, Palm Beach | 61 |
| Air Mail Facility, Dade | 61 |
| Clarksville, Calhoun | 60 |
| Winter Park, Seminole | 60 |
| Missing, Brevard | 58 |
| Dinsmore, Duval | 58 |
| Lake Hamilton, Polk | 58 |
| The Villages, Marion | 58 |
| University Of South Florida, Hillsborough | 58 |
| Panacea, Wakulla | 57 |
| University Of Central Fl, Orange | 57 |
| Waldo, Alachua | 55 |
| Cutler Bay, Dade | 55 |
| Buena Ventura Lakes, Osceola | 55 |
| Missing, Lee | 54 |
| San Mateo, Putnam | 53 |
| Ochopee, Collier | 53 |
| Lutz, Pasco | 52 |
| Lady Lake, Sumter | 52 |
| Astor, Lake | 52 |
| Altoona, Lake | 51 |
| Barefoot Bay, Brevard | 51 |
| Inglis, Levy | 50 |
| Saint James City, Lee | 49 |
| Placida, Charlotte | 49 |
| Hollister, Putnam | 48 |
| Christmas, Orange | 48 |
| Brooker, Bradford | 48 |
| Canal Point, Palm Beach | 48 |
| Missing, Santa Rosa | 48 |
| Greensboro, Gadsden | 48 |
| Golden Beach, Dade | 47 |
| Lamont, Jefferson | 46 |
| Belleair Beach, Pinellas | 45 |
| Welaka, Putnam | 45 |
| Ponce Inlet, Volusia | 43 |
| Paisley, Lake | 43 |
| Crystal Beach, Pinellas | 43 |
| Bradenton Beach, Manatee | 42 |
| Florida Gulf Coast Univ, Lee | 42 |
| Princeton, Dade | 42 |
| Lighthouse Point, Broward | 41 |
| Bascom, Jackson | 41 |
| Hampton, Bradford | 40 |
| Pinetta, Madison | 39 |
| Callaway, Bay | 39 |
| Missing, Marion | 38 |
| Sunny Isles Beach, Dade | 38 |
| Ocean Ridge, Palm Beach | 38 |
| Patrick Air Force Base, Brevard | 38 |
| Sewalls Point, Martin | 38 |
| Manalapan, Palm Beach | 37 |
| Palm Beach Shores, Palm Beach | 37 |
| Kendall, Dade | 37 |
| Baldwin, Duval | 37 |

COVID-19: characteristics of 983,370 Florida resident cases

Data through Nov 29, 2020 verified as of Nov 30, 2020 at 09:25 AM

Data in this report are provisional and subject to change.

The table below includes the cities and counties of residence for cases in Florida residents based on the patient's ZIP Code.

Note that city is not always received as part of the initial notification and may be missing while the case is being investigated.

| City and county | Cases |
|------------------------------------|-------|
| Campbellton, Jackson | 37 |
| Yalaha, Lake | 36 |
| Felda, Hendry | 36 |
| University Of Tampa, Hillsborough | 35 |
| Destin, Walton | 34 |
| Cinco Bayou, Okaloosa | 33 |
| Lorida, Highlands | 33 |
| Harmony, Osceola | 33 |
| Flemington, Marion | 33 |
| Tierra Verde, Pinellas | 32 |
| Florahome, Putnam | 32 |
| Hurlburt Field, Okaloosa | 32 |
| Village Of Wellington, Palm Beach | 32 |
| Cedar Key, Levy | 31 |
| Fort Denaud, Hendry | 31 |
| Saint Pete Beach, Pinellas | 30 |
| Ebro, Washington | 30 |
| Boca Grande, Lee | 30 |
| North Redington Beach, Pinellas | 29 |
| Fruit Cove, St. Johns | 29 |
| Singer Island, Palm Beach | 29 |
| Missing, Pasco | 29 |
| Saint Leo, Pasco | 29 |
| West Park, Broward | 28 |
| Naranja, Dade | 28 |
| Highland Beach, Palm Beach | 28 |
| Missing, Volusia | 28 |
| Florida State, Leon | 26 |
| Bellview, Escambia | 26 |
| Anna Maria, Manatee | 26 |
| Lake Suzy, Desoto | 26 |
| Univ Of FI Student Dorms, Alachua | 25 |
| Kathleen, Polk | 25 |
| Missing, Duval | 25 |
| North Venice, Sarasota | 25 |
| Jupiter, Martin | 25 |
| Miami Springs, Dade | 24 |
| Waverly, Polk | 24 |
| South Miami Heights, Dade | 24 |
| Tyndall Air Force Base, Bay | 24 |
| Terra Ceia, Manatee | 24 |
| Barry University, Dade | 24 |
| Georgetown, Putnam | 24 |
| Enterprise, Volusia | 24 |
| Salt Springs, Marion | 23 |
| Dania Beach, Broward | 22 |
| South Palm Beach, Palm Beach | 22 |
| Florida Dept Of Corrections, Union | 22 |
| Labelle, Glades | 22 |
| Intercession City, Osceola | 22 |
| Kinard, Calhoun | 21 |
| Florida A And M University, Leon | 21 |
| Reunion, Osceola | 21 |
| Bay Pines, Pinellas | 21 |
| Eaton Park, Polk | 21 |
| Kenansville, Osceola | 21 |
| Ona, Hardee | 21 |
| Treasure Island, Pinellas | 20 |
| Gulf Breeze, Escambia | 20 |

COVID-19: characteristics of 983,370 Florida resident cases

Data through Nov 29, 2020 verified as of Nov 30, 2020 at 09:25 AM

Data in this report are provisional and subject to change.

The table below includes the cities and counties of residence for cases in Florida residents based on the patient's ZIP Code.

Note that city is not always received as part of the initial notification and may be missing while the case is being investigated.

| City and county | Cases |
|----------------------------------|-------|
| Lulu, Columbia | 20 |
| Nocatee, Desoto | 20 |
| Tioga, Alachua | 20 |
| Fort Lauderdale, Dade | 20 |
| Hialeah Gardens, Dade | 20 |
| Pensacola Beach, Santa Rosa | 20 |
| Palm Shores, Brevard | 20 |
| Tangerine, Orange | 20 |
| North Bay Village, Dade | 20 |
| Miami, Unknown | 20 |
| Missing, Collier | 20 |
| Okahumpka, Lake | 19 |
| Miami Shores, Dade | 19 |
| Heathrow, Seminole | 19 |
| Santa Fe, Alachua | 19 |
| Rocky Point, Hillsborough | 19 |
| Aloma, Orange | 19 |
| Walnut Hill, Escambia | 18 |
| Stetson University, Volusia | 18 |
| Babcock Ranch, Lee | 18 |
| Tice, Lee | 18 |
| Penney Farms, Clay | 18 |
| Missing, Palm Beach | 18 |
| Missing, Broward | 18 |
| Ponte Vedra, Duval | 18 |
| Micco, Brevard | 17 |
| Bagdad, Santa Rosa | 17 |
| La Crosse, Alachua | 17 |
| Florida International Univ, Dade | 17 |
| Sydney, Hillsborough | 17 |
| Cudjoe Key, Monroe | 17 |
| Balm, Hillsborough | 17 |
| Goulds, Dade | 17 |
| Highland City, Polk | 17 |
| Pasadena, Pinellas | 17 |
| Sun City, Hillsborough | 16 |
| Miromar Lakes, Lee | 16 |
| Key Colony Beach, Monroe | 16 |
| Lacoochee, Pasco | 16 |
| West Panama City Beach, Bay | 16 |
| Missing, Hillsborough | 15 |
| Northdale, Hillsborough | 15 |
| Perdido Key, Escambia | 14 |
| Indian Lake Estates, Polk | 14 |
| Homosassa Springs, Citrus | 14 |
| Paxton, Walton | 14 |
| Palmdale, Glades | 14 |
| Yankeetown, Levy | 14 |
| Mexico Beach, Bay | 14 |
| Hawthorne, Putnam | 14 |
| Horseshoe Beach, Dixie | 13 |
| Bonifay, Washington | 13 |
| Orange Lake, Marion | 13 |
| Bayonet Point, Pasco | 13 |
| New Smyrna, Volusia | 13 |
| Goodland, Collier | 13 |
| Village Of Palmetto Bay, Dade | 13 |
| Venus, Highlands | 12 |
| Missing, Manatee | 12 |

COVID-19: characteristics of 983,370 Florida resident cases

Data through Nov 29, 2020 verified as of Nov 30, 2020 at 09:25 AM

Data in this report are provisional and subject to change.

The table below includes the cities and counties of residence for cases in Florida residents based on the patient's ZIP Code.

Note that city is not always received as part of the initial notification and may be missing while the case is being investigated.

| City and county | Cases |
|--|-------|
| Dowling Park, Suwannee | 12 |
| Saint Marks, Wakulla | 12 |
| Champions Gate, Polk | 12 |
| Wewahitchka, Calhoun | 12 |
| Siesta Key, Sarasota | 12 |
| Candler, Marion | 12 |
| Bradley, Polk | 12 |
| Hallandle Beach, Broward | 12 |
| Cortez, Manatee | 11 |
| Apopka, Seminole | 11 |
| Little Torch Key, Monroe | 11 |
| Town N Country, Hillsborough | 11 |
| Homeland, Polk | 11 |
| Missing, St. Johns | 11 |
| Maitland, Seminole | 11 |
| Plymouth, Orange | 11 |
| Missing, Pinellas | 11 |
| Unknown, Dade | 11 |
| Branford, Lafayette | 11 |
| Miami, Broward | 11 |
| Sugarloaf Key, Monroe | 11 |
| Mount Dora, Orange | 11 |
| Missing, Escambia | 10 |
| Eloise, Polk | 10 |
| Hernando Beach, Hernando | 10 |
| Rosemary Beach, Walton | 10 |
| White Springs, Columbia | 10 |
| Loughman, Polk | 10 |
| Green Acres, Palm Beach | 10 |
| Lake City, Suwannee | 10 |
| Missing, St. Lucie | 10 |
| Long Key, Monroe | 10 |
| Crystal Springs, Pasco | 10 |
| Duette, Manatee | 10 |
| Sparr, Marion | 10 |
| Hollywood, Dade | 10 |
| Jacksonville, Unknown | 10 |
| Mango, Hillsborough | 9 |
| Pembroke Park, Broward | 9 |
| Ridge Manor, Pasco | 9 |
| Bayshore Gardens, Manatee | 9 |
| Bonita Springs, Collier | 9 |
| Bostwick, Putnam | 9 |
| Long Boat Key, Manatee | 9 |
| Palma Sola, Manatee | 9 |
| Saint Johns, Duval | 9 |
| Wabasso, Indian River | 9 |
| Lamont, Madison | 9 |
| Poinciana, Osceola | 9 |
| Earleton, Alachua | 9 |
| Gonzalez, Escambia | 9 |
| Steinhatchee, Dixie | 9 |
| Gulf Stream, Palm Beach | 9 |
| Passport, Unknown | 9 |
| Village Wellington, Palm Beach | 9 |
| Mcintosh, Marion | 9 |
| Laurel Hill, Walton | 8 |
| Perrine, Dade | 8 |
| Florida International University, Dade | 8 |

COVID-19: characteristics of 983,370 Florida resident cases

Data through Nov 29, 2020 verified as of Nov 30, 2020 at 09:25 AM

Data in this report are provisional and subject to change.

The table below includes the cities and counties of residence for cases in Florida residents based on the patient's ZIP Code.

Note that city is not always received as part of the initial notification and may be missing while the case is being investigated.

| City and county | Cases |
|-----------------------------------|-------|
| Durant, Hillsborough | 8 |
| Wahneta, Polk | 8 |
| Webster, Hernando | 8 |
| Westchase, Hillsborough | 8 |
| Graham, Bradford | 8 |
| Greenville, Taylor | 8 |
| Missing, Martin | 8 |
| Indian River Shores, Indian River | 8 |
| Tallevast, Manatee | 8 |
| Rubonia, Manatee | 8 |
| Missing, Orange | 8 |
| Gulf Hammock, Levy | 8 |
| Saint George Island, Franklin | 8 |
| Murdock, Charlotte | 8 |
| Caryville, Holmes | 8 |
| Wausau, Washington | 8 |
| Cottdale, Washington | 8 |
| Trenton, Levy | 8 |
| University Park, Manatee | 8 |
| Laud-By-The-Sea, Broward | 8 |
| Jensen Beach, St. Lucie | 8 |
| Pine Hills, Orange | 8 |
| Kissimmee, Orange | 8 |
| Graceville, Holmes | 8 |
| Buckingham, Lee | 8 |
| Parker, Bay | 8 |
| Florence Villa, Polk | 7 |
| Lake Como, Putnam | 7 |
| Lowell, Marion | 7 |
| Lealman, Pinellas | 7 |
| Hialeah, Unknown | 7 |
| Westlake, Palm Beach | 7 |
| Woodville, Leon | 7 |
| Fort Ogden, Desoto | 7 |
| Nichols, Polk | 7 |
| Holder, Citrus | 7 |
| Evinston, Alachua | 7 |
| City Of Sunrise, Broward | 7 |
| Union Park, Orange | 7 |
| West Delray Beach, Palm Beach | 7 |
| Lake Butler, Bradford | 6 |
| Port Saint John, Brevard | 6 |
| Leisure City, Dade | 6 |
| Mayport Naval Station, Duval | 6 |
| Hillsboro Beach, Broward | 6 |
| Florida State Univ Admin, Leon | 6 |
| Orchid, Indian River | 6 |
| Pine Castle, Orange | 6 |
| Missing, Sumter | 6 |
| Indian Creek Village, Dade | 6 |
| Shady Hills, Pasco | 6 |
| Forest City, Orange | 6 |
| Alturas, Polk | 6 |
| Missing, Clay | 6 |
| Ponce De Leon, Walton | 6 |
| Trilby, Pasco | 6 |
| Lake Monroe, Seminole | 6 |
| Palm City, St. Lucie | 6 |
| Ferndale, Lake | 6 |

COVID-19: characteristics of 983,370 Florida resident cases

Data through Nov 29, 2020 verified as of Nov 30, 2020 at 09:25 AM

Data in this report are provisional and subject to change.

The table below includes the cities and counties of residence for cases in Florida residents based on the patient's ZIP Code.

Note that city is not always received as part of the initial notification and may be missing while the case is being investigated.

| City and county | Cases |
|------------------------------------|-------|
| Archer, Levy | 6 |
| Belleair Bluffs, Pinellas | 6 |
| Saint Lucie West, St. Lucie | 6 |
| Missing, Indian River | 6 |
| Pine Ridge, Citrus | 5 |
| Beverly Beach, Flagler | 5 |
| Stuart, St. Lucie | 5 |
| Quail Heights, Dade | 5 |
| Ramrod Key, Monroe | 5 |
| Pass, Unknown | 5 |
| Brooksville, Pasco | 5 |
| Redington Shores, Pinellas | 5 |
| East Lake, Marion | 5 |
| Ebro, Bay | 5 |
| Fort Charlotte, Charlotte | 5 |
| Everglades City, Collier | 5 |
| Davenport, Osceola | 5 |
| Chokoloskee, Collier | 5 |
| Psl, Unknown | 5 |
| Lakewood Ranch, Sarasota | 5 |
| Morriston, Marion | 5 |
| Nalcrest, Polk | 5 |
| Missing, Nassau | 5 |
| Maxville, Duval | 5 |
| Hutchinson Island, St. Lucie | 5 |
| Fanning Springs, Gilchrist | 5 |
| Braden River, Manatee | 5 |
| Missing, Seminole | 5 |
| Virginia Gardens, Dade | 5 |
| Suwannee, Dixie | 5 |
| Roseland, Indian River | 5 |
| Dade City, Hernando | 5 |
| Citrus Hills, Citrus | 4 |
| Briny Breezes, Palm Beach | 4 |
| Saint Augustine, Duval | 4 |
| Nobleton, Hernando | 4 |
| Seacrest, Walton | 4 |
| Wakulla Springs, Wakulla | 4 |
| Missing, Unknown | 4 |
| Mount Plymouth, Lake | 4 |
| International Service Center, Dade | 4 |
| High Springs, Gilchrist | 4 |
| Ft Pierce, St. Lucie | 4 |
| Clarcona, Orange | 4 |
| Bonaventure, Broward | 4 |
| Ozona, Pinellas | 4 |
| Pensacola, Unknown | 4 |
| Ybor City, Hillsborough | 4 |
| Okeechobee, Osceola | 4 |
| Lakeshore, Polk | 4 |
| Fort Lauderdale, Palm Beach | 4 |
| Pp, Dade | 4 |
| Orlando, Brevard | 4 |
| Telogia, Liberty | 4 |
| Grove City, Charlotte | 4 |
| Deer Island, Lake | 4 |
| Redington Beach, Pinellas | 4 |
| Winter Garden, Lake | 4 |
| Niceville, Walton | 4 |

COVID-19: characteristics of 983,370 Florida resident cases

Data through Nov 29, 2020 verified as of Nov 30, 2020 at 09:25 AM

Data in this report are provisional and subject to change.

The table below includes the cities and counties of residence for cases in Florida residents based on the patient's ZIP Code.

Note that city is not always received as part of the initial notification and may be missing while the case is being investigated.

| City and county | Cases |
|---------------------------------------|-------|
| Missing, Polk | 4 |
| Missing, Okaloosa | 4 |
| Loxahatchee Groves, Palm Beach | 4 |
| Live Oak, Madison | 4 |
| Valkaria, Brevard | 4 |
| Mayport, Duval | 4 |
| White City, Gulf | 4 |
| Shady Grove, Taylor | 4 |
| Tampa, Pinellas | 3 |
| Sunny Hills, Washington | 3 |
| Watersound, Walton | 3 |
| Worthington Springs, Union | 3 |
| Johns Pass Village, Pinellas | 3 |
| Inlet Beach, Bay | 3 |
| Jacksonville, Clay | 3 |
| Missing, Hernando | 3 |
| Clermont, Orange | 3 |
| West Bradenton, Manatee | 3 |
| Putnam Hall, Putnam | 3 |
| Saint Augustine Beach, St. Johns | 3 |
| Lynbrook, Broward | 3 |
| Captiva, Lee | 3 |
| Choctaw Beach, Okaloosa | 3 |
| Deerfield Beach, Palm Beach | 3 |
| Blountstown, Liberty | 3 |
| Indian Shores, Pinellas | 3 |
| Hallandale Beach, Unknown | 3 |
| Port Salerno, Martin | 3 |
| Daytona Beach Shores, Volusia | 3 |
| Eglin, Okaloosa | 3 |
| Pass, Dade | 3 |
| Margate, Unknown | 3 |
| Melrose, Bradford | 3 |
| Innovation, Pasco | 3 |
| Wildlight, Nassau | 3 |
| Missing, Columbia | 3 |
| City Of Westlake, Palm Beach | 3 |
| Brewton, Escambia | 3 |
| Labelle, Lee | 3 |
| Chicago, Lee | 3 |
| Clewiston, Palm Beach | 3 |
| Branford, Gilchrist | 3 |
| Longboat Key, Sarasota | 3 |
| Jacksonville Naval Air Station, Duval | 3 |
| Naples, Lee | 3 |
| North Fort Myers, Charlotte | 3 |
| Missing, Citrus | 3 |
| Miami Gardens, Unknown | 3 |
| San Carlos Park, Lee | 3 |
| Sorrento, Orange | 3 |
| Sugarloaf, Monroe | 3 |
| Miccosukee, Leon | 3 |
| Lamont, Taylor | 3 |
| Cypress, Jackson | 3 |
| Indian Rock Beach, Pinellas | 3 |
| Mexico Beach, Gulf | 3 |
| Mayport Naval Housing, Duval | 3 |
| Monticello, Madison | 3 |
| Oneco, Manatee | 3 |

COVID-19: characteristics of 983,370 Florida resident cases

Data through Nov 29, 2020 verified as of Nov 30, 2020 at 09:25 AM

Data in this report are provisional and subject to change.

The table below includes the cities and counties of residence for cases in Florida residents based on the patient's ZIP Code.

Note that city is not always received as part of the initial notification and may be missing while the case is being investigated.

| City and county | Cases |
|-------------------------------|-------|
| Cypress Gardens, Polk | 3 |
| Fernandina Beach, Duval | 3 |
| Fernandina, Nassau | 3 |
| Elfers, Pasco | 3 |
| Fpo, Duval | 3 |
| Hollywood, Unknown | 3 |
| Vernon, Bay | 3 |
| Pompano Beach, Palm Beach | 3 |
| Salem, Taylor | 3 |
| San Fernando, Unknown | 3 |
| Mims, Volusia | 3 |
| Missing, Alachua | 3 |
| Seacrest, Bay | 3 |
| Point Washington, Walton | 3 |
| Orange Park, Duval | 3 |
| Orlando, Osceola | 3 |
| Basinger, Okeechobee | 3 |
| Bella Collina, Lake | 3 |
| El Jobean, Charlotte | 3 |
| Julington Creek, St. Johns | 3 |
| Williston, Marion | 3 |
| Vero Beach, St. Lucie | 3 |
| Venice, Dade | 2 |
| Jupiter Island, Martin | 2 |
| Labelle, Collier | 2 |
| Delray Beach, Broward | 2 |
| Sand Lake, Orange | 2 |
| Miramar, Unknown | 2 |
| Miami, Martin | 2 |
| New Port Richey, Hillsborough | 2 |
| Jonesville, Alachua | 2 |
| Lauderhill, Unknown | 2 |
| Samoset, Manatee | 2 |
| Seguin, Unknown | 2 |
| Sunrise, Unknown | 2 |
| Tampa, Broward | 2 |
| Green Cove Springs, Duval | 2 |
| Attalla, Broward | 2 |
| N/A, Unknown | 2 |
| Oakland Park, Unknown | 2 |
| Orange Springs, Marion | 2 |
| Jacksonville, Lee | 2 |
| Marysville, Dade | 2 |
| Cross City, Taylor | 2 |
| Carl Fisher, Dade | 2 |
| Glenwood, Volusia | 2 |
| Forest City, Seminole | 2 |
| Fort Lauderdale, Alachua | 2 |
| Land O Lakes, Hillsborough | 2 |
| Keystone Heights, Bradford | 2 |
| Milligan, Okaloosa | 2 |
| Pensacola Beach, Escambia | 2 |
| Saint Marys, Nassau | 2 |
| Westville, Walton | 2 |
| Tampa, Hernando | 2 |
| Sebring, Desoto | 2 |
| Vero Beach, Unknown | 2 |
| Wauchula, Desoto | 2 |
| Yeehaw, Okeechobee | 2 |

COVID-19: characteristics of 983,370 Florida resident cases

Data through Nov 29, 2020 verified as of Nov 30, 2020 at 09:25 AM

Data in this report are provisional and subject to change.

The table below includes the cities and counties of residence for cases in Florida residents based on the patient's ZIP Code.

Note that city is not always received as part of the initial notification and may be missing while the case is being investigated.

| City and county | Cases |
|-------------------------------------|-------|
| Mesa, Unknown | 2 |
| Missing, Lake | 2 |
| Newberry, Gilchrist | 2 |
| Okeechobee, Lake | 2 |
| Ormond Beach, Flagler | 2 |
| Miramar, Dade | 2 |
| Pompano Beach, Unknown | 2 |
| Jacksonville Naval Hospital, Duval | 2 |
| Kingsley Lake, Bradford | 2 |
| Longview, Dade | 2 |
| Jacksonville, Nassau | 2 |
| Boynton Beach, Broward | 2 |
| Cape Haze, Charlotte | 2 |
| Bristol, Calhoun | 2 |
| Bayou George, Bay | 2 |
| 000000, Unknown | 2 |
| Babcock Ranch, Charlotte | 2 |
| Conch Key, Monroe | 2 |
| Duck Key, Monroe | 2 |
| Lake Harbor, Palm Beach | 2 |
| Lanark Village, Franklin | 2 |
| Fort Walton Beach, Walton | 2 |
| Glen Ridge, Palm Beach | 2 |
| Goldenrod, Seminole | 2 |
| Cassadaga, Volusia | 2 |
| Dunnellon, Levy | 2 |
| Melbourne, Orange | 2 |
| Missing, Sarasota | 2 |
| Moore Haven, Hendry | 2 |
| Scottsmoor, Brevard | 2 |
| Sea Ranch Lakes, Broward | 2 |
| Woodside, Broward | 2 |
| Portland, Unknown | 2 |
| Jacksonville, Dade | 2 |
| Madison, Unknown | 2 |
| Gibsonia, Polk | 2 |
| Florida Power & Light Co, Dade | 2 |
| Citrus Ridge, Indian River | 2 |
| Barberville, Volusia | 2 |
| Alligator Point, Wakulla | 2 |
| Immokalee, Lee | 2 |
| Cross Creek, Alachua | 2 |
| Crawfordville, Leon | 2 |
| Fort Lauderdale, Unknown | 2 |
| Alligator Point, Franklin | 2 |
| Lutz, Pinellas | 2 |
| Miami, Palm Beach | 2 |
| Lakeland, Hillsborough | 2 |
| Lawtey, Union | 2 |
| None, Dade | 2 |
| Orlando, Unknown | 2 |
| Seven Springs, Pasco | 2 |
| Saint Augusaintine Beach, St. Johns | 2 |
| Port Charlotte, Unknown | 2 |
| River Ranch, Polk | 2 |
| Port Saint Lucie, Martin | 2 |
| Village Of Golf, Palm Beach | 2 |
| Upper Key Largo, Monroe | 2 |
| Clermont, Polk | 2 |

COVID-19: characteristics of 983,370 Florida resident cases

Data through Nov 29, 2020 verified as of Nov 30, 2020 at 09:25 AM

Data in this report are provisional and subject to change.

The table below includes the cities and counties of residence for cases in Florida residents based on the patient's ZIP Code.

Note that city is not always received as part of the initial notification and may be missing while the case is being investigated.

| City and county | Cases |
|---------------------------|-------|
| Grandin, Putnam | 2 |
| Golden Oak, Orange | 2 |
| Fort Pierce, Martin | 2 |
| Aripeka, Pasco | 2 |
| Bonifay, Jackson | 2 |
| Oklawaha, Marion | 2 |
| Olustee, Baker | 2 |
| Ludlam, Dade | 2 |
| Magnolia Square, Osceola | 2 |
| Laurel, Sarasota | 2 |
| Lecanto, Marion | 2 |
| Winter Garden, Seminole | 2 |
| Tarpon Springs, Pasco | 2 |
| West Palm Beach, Dade | 2 |
| Switzerland, St. Johns | 2 |
| Saint Johns, Orange | 2 |
| San Antonio, Sarasota | 1 |
| San Antonio, Unknown | 1 |
| Sanford, Volusia | 1 |
| Soldotna, Broward | 1 |
| Tampa Palms, Hillsborough | 1 |
| South Burlington, Orange | 1 |
| Steinhatchee, Madison | 1 |
| Wesley Chapel, Alachua | 1 |
| Weston, Dade | 1 |
| Wheaton, Lee | 1 |
| Tewksbury, Orange | 1 |
| Las Vegas, Orange | 1 |
| Lake Placid, Alachua | 1 |
| Melrose, Alachua | 1 |
| Miamf, Dade | 1 |
| Miami G, Dade | 1 |
| Miami, Collier | 1 |
| Haverford, Hillsborough | 1 |
| Hispanic, St. Lucie | 1 |
| Kingsland, Duval | 1 |
| Kissimmee, Brevard | 1 |
| Opalocka, Dade | 1 |
| Palm Coast, Duval | 1 |
| Perry, Leon | 1 |
| Palm Springs North, Dade | 1 |
| Pineland, Lee | 1 |
| Provincetown, Collier | 1 |
| Missing, Leon | 1 |
| Milton, Escambia | 1 |
| Marianna, Calhoun | 1 |
| Okeechobee, St. Lucie | 1 |
| Naples, Orange | 1 |
| New Richmond, Volusia | 1 |
| Carol Stream, Orange | 1 |
| Charlotte, Pasco | 1 |
| Clear Brook, Lee | 1 |
| Aollywoss, Dade | 1 |
|, Alachua | 1 |
| 99, Unknown | 1 |
| Boca Raton, Unknown | 1 |
| Blowing Rock, Polk | 1 |
| Gilmer, Dade | 1 |
| Greenville, Jefferson | 1 |

COVID-19: characteristics of 983,370 Florida resident cases

Data through Nov 29, 2020 verified as of Nov 30, 2020 at 09:25 AM

Data in this report are provisional and subject to change.

The table below includes the cities and counties of residence for cases in Florida residents based on the patient's ZIP Code.

Note that city is not always received as part of the initial notification and may be missing while the case is being investigated.

| City and county | Cases |
|--------------------------------|-------|
| Fanning Springs, Levy | 1 |
| Columbus, Brevard | 1 |
| Cookeville, Seminole | 1 |
| Cumberland, Palm Beach | 1 |
| Dade City, Hillsborough | 1 |
| Estero, Collier | 1 |
| Dallas, Lee | 1 |
| Deland, Lake | 1 |
| Deland, Polk | 1 |
| Doctors Inlet, Clay | 1 |
| Tallahassee, Duval | 1 |
| Tulsa, Orange | 1 |
| Washington, Unknown | 1 |
| Wekiva Springs, Seminole | 1 |
| West Villages, Sarasota | 1 |
| Wichita, Volusia | 1 |
| Zolfo Springs, Polk | 1 |
| Winter Park, Broward | 1 |
| Punta Gorda, Lee | 1 |
| Rye, Duval | 1 |
| Port Everglades, Broward | 1 |
| Peoria, Unknown | 1 |
| Pacifica, Dade | 1 |
| Saint Petersburg, Hillsborough | 1 |
| Saint Petersburg, St. Lucie | 1 |
| Saxis, Lee | 1 |
| Sebring, Lee | 1 |
| Sun City Center, Hardee | 1 |
| Spring Hill , Hernando | 1 |
| Starke, Clay | 1 |
| Stone Mountain, Palm Beach | 1 |
| Orlando, Lake | 1 |
| Palm Coast, Polk | 1 |
| Palm Coast, Volusia | 1 |
| Parker, Dade | 1 |
| Okeechobee, Glades | 1 |
| Oooooo, Unknown | 1 |
| North Pole, Seminole | 1 |
| North Port, Lee | 1 |
| Middlesburg, Duval | 1 |
| Mount Pleasant, Gadsden | 1 |
| Navarre, Okaloosa | 1 |
| Newark, Broward | 1 |
| Newburgh, Bay | 1 |
| Lewisburg, Pasco | 1 |
| Littleton, Dade | 1 |
| Lake Geneva, Clay | 1 |
| Lake City, Hamilton | 1 |
| La Grange, Dade | 1 |
| Marshall, Dade | 1 |
| Miami Gardens, Broward | 1 |
| Miami, Hillsborough | 1 |
| Miami, Orange | 1 |
| Los Angeles Ca, Unknown | 1 |
| Louisville, Manatee | 1 |
| Anaheim, Unknown | 1 |
| Athens, Duval | 1 |
| Bogota, Orange | 1 |
| Bronx, Palm Beach | 1 |

COVID-19: characteristics of 983,370 Florida resident cases

Data through Nov 29, 2020 verified as of Nov 30, 2020 at 09:25 AM

Data in this report are provisional and subject to change.

The table below includes the cities and counties of residence for cases in Florida residents based on the patient's ZIP Code.

Note that city is not always received as part of the initial notification and may be missing while the case is being investigated.

| City and county | Cases |
|--------------------------------|-------|
| Deland, St. Lucie | 1 |
| Clewiston, Glades | 1 |
| Coconut Creek, Unknown | 1 |
| Cartersville, Unknown | 1 |
| Fort Myers, Unknown | 1 |
| Fort Pierce, Unknown | 1 |
| Granada Hills, Broward | 1 |
| Hailandale, Unknown | 1 |
| Cypress, Leon | 1 |
| Fairfield, Marion | 1 |
| Jerusalem, St. Johns | 1 |
| Harrison, Pinellas | 1 |
| Homosassa, Hernando | 1 |
| Homeless, Polk | 1 |
| Alva, Collier | 1 |
| Alys Beach, Bay | 1 |
| Amelia City, Nassau | 1 |
| Apple Creek, Citrus | 1 |
| 333, Unknown | 1 |
| Colorado Springs, Unknown | 1 |
| Conifer, Lee | 1 |
| Bryn Mawr, Palm Beach | 1 |
| Camden Wyoming, Duval | 1 |
| Chipley, Holmes | 1 |
| Chipley, Jackson | 1 |
| Chattanooga, Dade | 1 |
| Fl State Lot, Leon | 1 |
| Fort Walton Beac, Alachua | 1 |
| Fortlauderdale, Unknown | 1 |
| Ft Pierce, Unknown | 1 |
| Garland, Orange | 1 |
| Hallandate Ben, Unknown | 1 |
| El Paso, Unknown | 1 |
| Everett, Dade | 1 |
| Destin, Unknown | 1 |
| Live Oak, Columbia | 1 |
| Lauderdale Hill, Unknown | 1 |
| Lake Worth, Broward | 1 |
| Jeffersonville, Broward | 1 |
| Jerome, Collier | 1 |
| Hickory, Lee | 1 |
| Hialeah, Broward | 1 |
| Homeless, Dade | 1 |
| Miamii, Dade | 1 |
| Miamt, Dade | 1 |
| Mid Florida, Seminole | 1 |
| Middleburg, Duval | 1 |
| N/A, Duval | 1 |
| Naples, Alachua | 1 |
| Palm City, Unknown | 1 |
| Port Saint Lucie, Indian River | 1 |
| Pompano Beach, Alachua | 1 |
| Old Town, Gilchrist | 1 |
| Ocean Breeze, Martin | 1 |
| Oviedo, Leon | 1 |
| Porter Ranch, Dade | 1 |
| Raiford, Bradford | 1 |
| Riverview, Manatee | 1 |
| Steinhatchee, Alachua | 1 |

COVID-19: characteristics of 983,370 Florida resident cases

Data through Nov 29, 2020 verified as of Nov 30, 2020 at 09:25 AM

Data in this report are provisional and subject to change.

The table below includes the cities and counties of residence for cases in Florida residents based on the patient's ZIP Code.

Note that city is not always received as part of the initial notification and may be missing while the case is being investigated.

| City and county | Cases |
|--|-------|
| San Diego, Unknown | 1 |
| Russellville, Hillsborough | 1 |
| Saint Augustine, Okaloosa | 1 |
| Sunrise, Dade | 1 |
| Tampa, Manatee | 1 |
| Vero Beach, Brevard | 1 |
| Village Of Palm Springs, Palm Beach | 1 |
| Webster, Pasco | 1 |
| Woodland Hills, Brevard | 1 |
| Winston Salem, Unknown | 1 |
| Wilbur By The Sea, Volusia | 1 |
| Willowbrook, Lee | 1 |
| Wellington, Unknown | 1 |
| Westchester, Dade | 1 |
| Westerville, Hillsborough | 1 |
| South Otselic, Dade | 1 |
| Telluride, Lee | 1 |
| Tinley Park, Lee | 1 |
| Sumatra, Liberty | 1 |
| Unknown, Orange | 1 |
| Wimauma, Manatee | 1 |
| Wayne, Dade | 1 |
| West Simsbury, Collier | 1 |
| Pp, Unknown | 1 |
| Saint Petersburg, Dade | 1 |
| San Juan, Osceola | 1 |
| San Pedro Sula, Dade | 1 |
| Richmond Heights, Dade | 1 |
| Rochester, Lee | 1 |
| Rosemary Beach, Bay | 1 |
| Ponce, Orange | 1 |
| Port Charlotte Fl, Unknown | 1 |
| Orlando, Palm Beach | 1 |
| Otter Creek, Levy | 1 |
| Passport, Dade | 1 |
| Plantation, Unknown | 1 |
| Pensacola, Santa Rosa | 1 |
| Myakka, Duval | 1 |
| Naples, Broward | 1 |
| Naugatuck, Lee | 1 |
| New Vernon, Sarasota | 1 |
| New York, Broward | 1 |
| Opa Locka, Unknown | 1 |
| Orem, Palm Beach | 1 |
| Miami Beach, Palm Beach | 1 |
| Miami Granders, Dade | 1 |
| Los Angeles, Polk | 1 |
| Miamm, Dade | 1 |
| Minneapolis, Collier | 1 |
| Fdsf, Unknown | 1 |
| Duke Field Air Force Station, Okaloosa | 1 |
| Deltona , Volusia | 1 |
| Clermont, Unknown | 1 |
| Bryn Mawr, Collier | 1 |
| Aspen, Palm Beach | 1 |
| Bartow, Unknown | 1 |
| Boca Rotan, Unknown | 1 |
| Columbia, Orange | 1 |
| Coral Springs, Unknown | 1 |

COVID-19: characteristics of 983,370 Florida resident cases

Data through Nov 29, 2020 verified as of Nov 30, 2020 at 09:25 AM

Data in this report are provisional and subject to change.

The table below includes the cities and counties of residence for cases in Florida residents based on the patient's ZIP Code.

Note that city is not always received as part of the initial notification and may be missing while the case is being investigated.

| City and county | Cases |
|---------------------------|-------|
| Cornelius, Leon | 1 |
| Crestview, Dade | 1 |
| Dade City, Polk | 1 |
| Dania, Unknown | 1 |
| Darien, Pasco | 1 |
| Hilliard, Dade | 1 |
| Hollywood, Leon | 1 |
| Holt, Unknown | 1 |
| Humble, Broward | 1 |
| Fwb, Unknown | 1 |
| Gainesville, Orange | 1 |
| Gastonia, Polk | 1 |
| Lakewood, Unknown | 1 |
| Knoxville, Duval | 1 |
| Green, Clay | 1 |
| Gulf Shores, Escambia | 1 |
| Floral, Okaloosa | 1 |
| Gibsonton, Unknown | 1 |
| Gurabo, Orange | 1 |
| Columbia, Volusia | 1 |
| Cincinnati, Dade | 1 |
| Champions Gate, Osceola | 1 |
| Dracut, Orange | 1 |
| Davie, Unknown | 1 |
| Dayton, Orange | 1 |
| Baker, Santa Rosa | 1 |
| 1, Charlotte | 1 |
| Alva, Escambia | 1 |
| Arcadia, Highlands | 1 |
| Belmont, Santa Rosa | 1 |
| Blountstown, Broward | 1 |
| Bronson, Alachua | 1 |
| Brooker, Alachua | 1 |
| Bonita, Lee | 1 |
| Brandon, Pinellas | 1 |
| Longwood, Broward | 1 |
| Lucedale, St. Lucie | 1 |
| Macclenny, Duval | 1 |
| Melrose, Clay | 1 |
| Mayaguez, Dade | 1 |
| Kissimmee, Unknown | 1 |
| Interlachen, Duval | 1 |
| Hialeahgardens, Dade | 1 |
| Hosford, Calhoun | 1 |
| Perth Amboy, Hillsborough | 1 |
| Panama City, Unknown | 1 |
| Pensacola, Sumter | 1 |
| Paducah, Manatee | 1 |
| Palm Spring, Palm Beach | 1 |
| Orlando, Broward | 1 |
| Orlando, Lee | 1 |
| Oldsra, Manatee | 1 |
| North Laud, Unknown | 1 |
| Monroe, Hillsborough | 1 |
| Middletown, Osceola | 1 |
| Wtixrat, Dade | 1 |
| Westlake Village, Unknown | 1 |
| Watersound, Bay | 1 |
| Unk, Duval | 1 |

COVID-19: characteristics of 983,370 Florida resident cases

Data through Nov 29, 2020 verified as of Nov 30, 2020 at 09:25 AM

Data in this report are provisional and subject to change.

The table below includes the cities and counties of residence for cases in Florida residents based on the patient's ZIP Code.

Note that city is not always received as part of the initial notification and may be missing while the case is being investigated.

| City and county | Cases |
|--------------------------------|-------|
| Ventura, Orange | 1 |
| Sharpes, Brevard | 1 |
| Sanford, Orange | 1 |
| Saint Petersburg, Charlotte | 1 |
| Puerto Rico, Unknown | 1 |
| Randolph, Orange | 1 |
| Powell, Lee | 1 |
| Saint Lucie Village, St. Lucie | 1 |
| Tampa, Pasco | 1 |
| Sunrtise, Dade | 1 |
| Trenton, Dixie | 1 |
| Uknown, Unknown | 1 |
| Umatilla, Marion | 1 |
| Toms River, Lee | 1 |
| Tourist, Dade | 1 |
| Woodbine, Nassau | 1 |
| West Yarmouth, St. Lucie | 1 |
| San Antonio, Orange | 1 |
| Saint Joseph, Volusia | 1 |
| Russellville, Bay | 1 |
| Suitland, Volusia | 1 |
| Shirley, Flagler | 1 |
| Seminole, Leon | 1 |
| Wacissa, Jefferson | 1 |
| Waipahu, Santa Rosa | 1 |
| Ward, Polk | 1 |
| Venetian Islands, Dade | 1 |
| Venice, Manatee | 1 |
| Syracuse, Polk | 1 |
| Tallahassee, Dade | 1 |
| Tamarac, Dade | 1 |
| Tavares, Orange | 1 |
| Town Of Nocatee, St. Johns | 1 |
| Unkn, Duval | 1 |
| Unknown, Volusia | 1 |
| Pass-A-Grille Beach, Pinellas | 1 |
| Piasa, Putnam | 1 |
| Port Saint Lucie, Palm Beach | 1 |
| Prattville, Hillsborough | 1 |
| Prestonsburg, Bay | 1 |
| Quincy, Jackson | 1 |
| Rapid City, Broward | 1 |
| Red Bay, Holmes | 1 |
| Other, Dade | 1 |
| Orlando, Dade | 1 |
| Orlando, Volusia | 1 |
| Orlo Vista, Orange | 1 |
| North Palm Beach, Orange | 1 |
| Northport, Sarasota | 1 |
| Milford, Lee | 1 |
| Moore Haven, Okeechobee | 1 |
| Morrisville, Unknown | 1 |
| Lloyd, Jefferson | 1 |
| Los Angeles, Dade | 1 |
| Micanopy, Marion | 1 |
| Mckinney, Broward | 1 |
| Miamc, Dade | 1 |
| Kingsland, Nassau | 1 |
| Indian Rocks Beach, Duval | 1 |

COVID-19: characteristics of 983,370 Florida resident cases

Data through Nov 29, 2020 verified as of Nov 30, 2020 at 09:25 AM

Data in this report are provisional and subject to change.

The table below includes the cities and counties of residence for cases in Florida residents based on the patient's ZIP Code.

Note that city is not always received as part of the initial notification and may be missing while the case is being investigated.

| City and county | Cases |
|---------------------------|-------|
| Key West, Duval | 1 |
| Lake Butler, Alachua | 1 |
| Lakeland, Unknown | 1 |
| Knoxville, Bay | 1 |
| Fort Lauderdale, Leon | 1 |
| Fort White, Clay | 1 |
| Far Rockaway, Dade | 1 |
| Greensburg, Palm Beach | 1 |
| Hallandale, Unknown | 1 |
| Garden City, Alachua | 1 |
| Gaylord, Orange | 1 |
| Hoclywsod, Dade | 1 |
| Jefferson, Dade | 1 |
| Jonesboro, Leon | 1 |
| Jupiter, Dade | 1 |
| Jupiter, St. Lucie | 1 |
| Kenilworth, Leon | 1 |
| Hernando, Marion | 1 |
| Hialeah, Collier | 1 |
| Homeless, Hillsborough | 1 |
| Homeless, Monroe | 1 |
| Homeless, Pinellas | 1 |
| Carmel, Orange | 1 |
| Chicago, Unknown | 1 |
| Brandon, Unknown | 1 |
| Brooklyn, Lee | 1 |
| Caracas, Dade | 1 |
| Asheville, Highlands | 1 |
| Bartow, Hardee | 1 |
| Boca Raton, Broward | 1 |
| Alachua, Duval | 1 |
| Alpharetta, Broward | 1 |
| Dallas, Hernando | 1 |
| Coconut Ck, Unknown | 1 |
| Copeland, Collier | 1 |
| Downingtown, Hillsborough | 1 |
| Deer Park, Dade | 1 |
| Deerfield Beach, Unknown | 1 |
| Deland, Seminole | 1 |
| Macclenny, Dixie | 1 |
| Madison, Jefferson | 1 |
| Metter, Manatee | 1 |
| Miami Dade, Unknown | 1 |
| Miamksaohes, Dade | 1 |
| Inglis, Citrus | 1 |
| Irmo, Unknown | 1 |
| Island Grove, Alachua | 1 |
| Jacksonville, Baker | 1 |
| Key West, Palm Beach | 1 |
| Kilgore, Dade | 1 |
| Jupiter Inlet, Palm Beach | 1 |
| Land O Lakes, Unknown | 1 |
| Lima, Volusia | 1 |
| Orem, Dade | 1 |
| Orlando, Polk | 1 |
| Oviedo, Lake | 1 |
| Panomo City, Bay | 1 |
| North Porte, Unknown | 1 |
| Notrealville, Polk | 1 |

COVID-19: characteristics of 983,370 Florida resident cases

Data through Nov 29, 2020 verified as of Nov 30, 2020 at 09:25 AM

Data in this report are provisional and subject to change.

The table below includes the cities and counties of residence for cases in Florida residents based on the patient's ZIP Code.

Note that city is not always received as part of the initial notification and may be missing while the case is being investigated.

| City and county | Cases |
|----------------------------|-------|
| Okeechobi, Unknown | 1 |
| Monument, Broward | 1 |
| Morrisville, Palm Beach | 1 |
| Mokena, Lee | 1 |
| Missing, Putnam | 1 |
| Mount Vernon, Volusia | 1 |
| Mulberry, Hillsborough | 1 |
| North Brunswick, St. Lucie | 1 |
| North Lauderdale, Unknown | 1 |
| Atlanta, Walton | 1 |
| Bradenton, Lee | 1 |
| Callahan, Duval | 1 |
| Bogota, Unknown | 1 |
| Bowling Green, Polk | 1 |
| Dade City, Unknown | 1 |
| Deerfield Beach, Polk | 1 |
| Defuniak Springs, Okaloosa | 1 |
| Clearwater, Leon | 1 |
| Crescent Beach, Sarasota | 1 |
| Crestview, Broward | 1 |
| Crestview, Walton | 1 |
| Cross Key, Monroe | 1 |
| Crystal River, Marion | 1 |
| Greensboro, Leon | 1 |
| Glen Cove, Unknown | 1 |
| Glen Saint Mary, Duval | 1 |
| Gainesville, Levy | 1 |
| Fort Lauderdale, Orange | 1 |
| Fleming Island, Duval | 1 |
| Twentynine Palms, Broward | 1 |
| Surprise, Unknown | 1 |
| Syracuse, Unknown | 1 |
| St Cloud, Orange | 1 |
| Sarasota, Unknown | 1 |
| San Marcos, Unknown | 1 |
| Pooler, Broward | 1 |
| Port Canaveral, Brevard | 1 |
| Saint Petersburg, Bay | 1 |
| Pensacola, Dade | 1 |
| Plantation Key, Monroe | 1 |
| Plantation, Leon | 1 |
| Ridgewood, Lee | 1 |
| Vernon, Walton | 1 |
| Unknown, Manatee | 1 |
| Xifamk, Dade | 1 |
| Winfield, Hillsborough | 1 |
| Winter Garden, Unknown | 1 |
| Littleton, St. Johns | 1 |
| Los Angeles, Orange | 1 |
| Mattoon, Lee | 1 |
| Marianna, Washington | 1 |
| Mary Esther, Hillsborough | 1 |
| Newaygo, Charlotte | 1 |
| North Port, Charlotte | 1 |
| Na, Dade | 1 |
| Missing, Flagler | 1 |
| Milford, Bay | 1 |
| Missing, Bay | 1 |
| Stiamk, Dade | 1 |

COVID-19: characteristics of 983,370 Florida resident cases

Data through Nov 29, 2020 verified as of Nov 30, 2020 at 09:25 AM

Data in this report are provisional and subject to change.

The table below includes the cities and counties of residence for cases in Florida residents based on the patient's ZIP Code.

Note that city is not always received as part of the initial notification and may be missing while the case is being investigated.

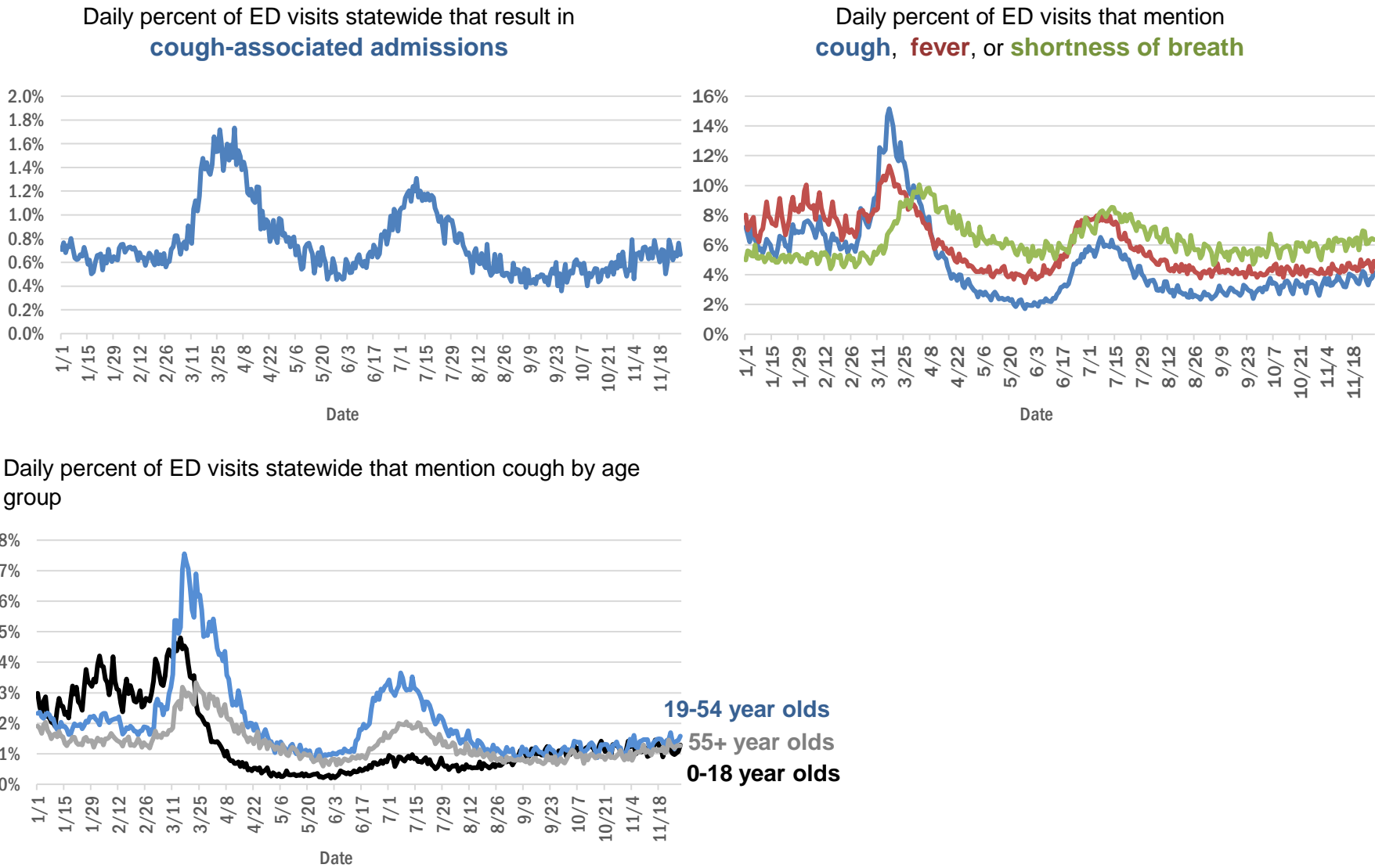
| City and county | Cases |
|------------------------------------|----------------|
| Saint Petersburg, Duval | 1 |
| Roswell, Bay | 1 |
| Ruskin, Manatee | 1 |
| Port Saint Lucie, Marion | 1 |
| Port St Luice, Unknown | 1 |
| Port St. Lucie, St. Lucie | 1 |
| Rivera Beach, Unknown | 1 |
| Painted Post, Pasco | 1 |
| Palatka, Marion | 1 |
| Okeechobee, Highlands | 1 |
| Pompano Beach, Dade | 1 |
| Pompano Beach, Osceola | 1 |
| Pensacola Naval Hospital, Escambia | 1 |
| Port Charlotte, Lee | 1 |
| Coal City, Pasco | 1 |
| Celebration, Orange | 1 |
| East Rockland Key, Monroe | 1 |
| Crescent City, Marion | 1 |
| Crestview, Unknown | 1 |
| Boys Ranch, Suwannee | 1 |
| Big Torch Key, Monroe | 1 |
| Boca Raton, Lee | 1 |
| Bonifay, Unknown | 1 |
| Arabi, Orange | 1 |
| Austin, Dade | 1 |
| Addison, Pasco | 1 |
| Alford, Washington | 1 |
| Apo, Collier | 1 |
| Lake In The Hills, Broward | 1 |
| Lake Worth, Unknown | 1 |
| Land, Unknown | 1 |
| Jupiter, Pinellas | 1 |
| Kansas City, Palm Beach | 1 |
| Indianapolis, Lee | 1 |
| Jena, Taylor | 1 |
| Fort Lauderdale, Lee | 1 |
| Fort Pierce, Brevard | 1 |
| Fort Worth, Broward | 1 |
| Franklin, Orange | 1 |
| Gainesville, Santa Rosa | 1 |
| High Springs, Columbia | 1 |
| Gwynn Oak, Polk | 1 |
| Unknown, Duval | 1 |
| Tavares, Unknown | 1 |
| Temple, Palm Beach | 1 |
| Surfside Beach, Orange | 1 |
| Sun City Center, Lee | 1 |
| Winnetka, Dade | 1 |
| Winter Springs, Orange | 1 |
| Youngstown, Washington | 1 |
| West Hollywood, Broward | 1 |
| Weston, Unknown | 1 |
| Wildwood, Lee | 1 |
| West Palm Beach, Unknown | 1 |
| Total | 983,370 |

COVID-19: additional surveillance information

Data through Nov 29, 2020 verified as of Nov 30, 2020 at 09:25 AM

Data in this report are provisional and subject to change.

Statewide emergency department (ED) chief complaint and admission data



The Electronic Surveillance System for the Early Notification of Community-Based Epidemics (ESSENCE-FL) includes chief complaint data from 211 of 211 Florida EDs. Data are transmitted electronically to ESSENCE-FL daily or hourly.

COVID-19: testing by laboratory

Data through Nov 29, 2020 verified as of Nov 30, 2020 at 09:25 AM

Data in this report are provisional and subject to change.

The numbers in the table below represent the number of Florida and non-Florida residents for whom test results were received by the Department of Health. A person can be tested by more than one laboratory and can have both positive and negative results. **Therefore, the sum of the numbers in each column will be larger than the total number of people tested.**

| Reporting lab | Inconclusive | Negative | Positive | Percent positive | Total |
|---|--------------|-----------|----------|------------------|-----------|
| LABORATORY CORPORATION OF AMERICA | 1,972 | 1,217,950 | 149,786 | 11% | 1,369,708 |
| QUEST DIAGNOSTICS | 9,142 | 1,107,263 | 152,419 | 12% | 1,268,824 |
| BIO REFERENCE LABORATORIES, INC | 7,236 | 711,625 | 128,745 | 15% | 847,606 |
| CURATIVE LABS | 7,332 | 686,573 | 78,030 | 10% | 771,935 |
| GENETWORX | 661 | 390,605 | 32,925 | 8% | 424,191 |
| REALTOX LABS LLC | 3,773 | 333,178 | 53,352 | 14% | 390,303 |
| HELIX | 2,546 | 228,110 | 31,306 | 12% | 261,962 |
| RCA LABORATORY SERVICES, LLC | | 161,826 | 9,803 | 6% | 171,629 |
| IMPACT HEALTH BIOMETRIC TESTING, INC | 817 | 137,673 | 13,125 | 9% | 151,615 |
| EAST FLORIDA STATE COLLEGE - BREVARD☐ | | 130,066 | 15,640 | 11% | 145,706 |
| ELABNETWORK | 1,058 | 130,564 | 10,763 | 8% | 142,385 |
| MAKO GENOMICS | 5,711 | 111,024 | 17,862 | 13% | 134,597 |
| NORTHWEST LABORATORY | 245 | 120,911 | 6,714 | 5% | 127,870 |
| BPHL-JACKSONVILLE | 18 | 102,723 | 15,749 | 13% | 118,490 |
| MAYO CLINIC LABORATORIES | 267 | 105,403 | 10,885 | 9% | 116,555 |
| ADVENT HEALTH LAB | 112 | 101,260 | 13,957 | 12% | 115,329 |
| MEDICAL DIAGNOSTIC LABORATORIES | 967 | 97,496 | 13,949 | 12% | 112,412 |
| ADVENTHEALTH LAB | 98 | 94,272 | 9,164 | 9% | 103,534 |
| BAYCARE LABORATORIES LLC | 442 | 94,670 | 7,975 | 8% | 103,087 |
| BIOCOLLECTIONS WORLDWIDE, INC | 564 | 86,183 | 11,299 | 12% | 98,046 |
| MEMORIAL REGIONAL HOSPITAL SOUTH | 22 | 81,528 | 16,194 | 17% | 97,744 |
| KORVALABS, INC | 1,281 | 90,467 | 4,619 | 5% | 96,367 |
| BPHL-MIAMI | 225 | 81,169 | 13,005 | 14% | 94,399 |
| NOMIHEALTH | | 84,288 | 8,661 | 9% | 92,949 |
| ASCENSION SACRED HEART HOSPITAL - PENSACOLA | 2 | 81,845 | 10,144 | 11% | 91,991 |
| ORLANDO HEALTH SYSTEM | 574 | 81,809 | 7,844 | 9% | 90,227 |
| SUNPATH MEDICAL DIAGNOSTICS LABORATORY | 678 | 65,305 | 9,311 | 12% | 75,294 |
| TAMPA GENERAL HOSPITAL | 4 | 67,172 | 5,183 | 7% | 72,359 |
| UF HEALTH MEDICAL LAB | 33 | 66,488 | 5,304 | 7% | 71,825 |
| DIATHERIX LABORATORIES | | 60,267 | 8,258 | 12% | 68,525 |
| BPHL-TAMPA (SPECTRUM BLVD) | 45 | 57,502 | 9,403 | 14% | 66,950 |
| FULGENT DIAGNOSTICS LABORATORY | 1,019 | 59,744 | 4,594 | 7% | 65,357 |
| TESTING MATTERS INC | 36 | 57,723 | 7,152 | 11% | 64,911 |
| AKESOGEN | | 48,854 | 7,529 | 13% | 56,383 |
| ASCENSION ST VINCENT'S - RIVERSIDE | 1 | 47,437 | 5,330 | 10% | 52,768 |
| ARUP LABORATORIES | 16 | 49,789 | 2,878 | 5% | 52,683 |
| JACKSON MEMORIAL HOSPITAL CLINICAL LAB | 79 | 43,900 | 8,281 | 16% | 52,260 |
| BAPTIST HEALTH SOUTH FLORIDA | 196 | 44,951 | 6,906 | 13% | 52,053 |
| AMERICAN HEALTH ASSOCIATES | 9 | 47,100 | 3,472 | 7% | 50,581 |
| UF HEALTH SHANDS HOSPITAL | 287 | 45,153 | 2,670 | 6% | 48,110 |
| LAKELAND REGIONAL MEDICAL CENTER | 114 | 42,410 | 4,565 | 10% | 47,089 |
| VIRACOR EUROFINS | | 34,635 | 9,674 | 22% | 44,309 |
| AIT LABORATORIES | | 38,992 | 4,389 | 10% | 43,381 |
| REAL DIAGNOSTICS | 247 | 37,672 | 4,801 | 11% | 42,720 |
| ORANGE COUNTY CONVENTION CENTER | | 33,330 | 3,645 | 10% | 36,975 |
| MIAMI DADE COUNTY☐ | | 32,093 | 3,526 | 10% | 35,619 |
| TALLAHASSEE MEMORIAL HOSPITAL | 140 | 31,382 | 3,476 | 10% | 34,998 |

COVID-19: testing by laboratory

Data through Nov 29, 2020 verified as of Nov 30, 2020 at 09:25 AM

Data in this report are provisional and subject to change.

The numbers in the table below represent the number of Florida and non-Florida residents for whom test results were received by the Department of Health. A person can be tested by more than one laboratory and can have both positive and negative results. **Therefore, the sum of the numbers in each column will be larger than the total number of people tested.**

| Reporting lab | Inconclusive | Negative | Positive | Percent positive | Total |
|--|--------------|----------|----------|------------------|--------|
| SOUTH MIAMI HOSPITAL LAB | 129 | 30,839 | 3,776 | 11% | 34,744 |
| BAPTIST HEALTH - JACKSONVILLE | 4 | 32,248 | 2,091 | 6% | 34,343 |
| APPLIED INGENUITY DIAGNOSTICS LLC | | 31,936 | 1,611 | 5% | 33,547 |
| WALGREENS | 30 | 26,988 | 4,890 | 15% | 31,908 |
| LEE HEALTH - CAPE CORAL HOSPITAL | 3 | 26,004 | 4,060 | 14% | 30,067 |
| BROWARD GENERAL MEDICAL CENTER-CLINICAL LAB | 2 | 25,650 | 2,609 | 9% | 28,261 |
| SARASOTA MEMORIAL HOSPITAL MAIN LAB | 12 | 25,621 | 1,889 | 7% | 27,522 |
| UNIVERSITY OF MIAMI HOSPITAL | 32 | 24,413 | 2,640 | 10% | 27,085 |
| MILLENNIUM PHYSICIAN GROUP | 16 | 23,185 | 3,694 | 14% | 26,895 |
| UF HEALTH JACKSONVILLE | 39 | 23,650 | 2,081 | 8% | 25,770 |
| NICKLAUS CHILDREN'S HOSPITAL | 51 | 21,880 | 3,161 | 13% | 25,092 |
| FLORIDA HOSPITAL - TAMPA | 37 | 22,726 | 1,853 | 8% | 24,616 |
| ECCO LAB GROUP CO | 364 | 20,472 | 3,615 | 15% | 24,451 |
| PWNHEALTH | 28 | 21,070 | 1,269 | 6% | 22,367 |
| INGENIOUS PERSONALIZED MEDICINE | 115 | 18,712 | 3,406 | 15% | 22,233 |
| STATLAB_MOBILE | 1 | 19,239 | 1,985 | 9% | 21,225 |
| NORTH FLORIDA REGIONAL MEDICAL CENTER | | 18,941 | 1,881 | 9% | 20,822 |
| MOUNT SINAI MEDICAL CENTER | 7 | 18,905 | 1,784 | 9% | 20,696 |
| ADVENT HEALTH - DAYTONA BEACH | 32 | 18,881 | 1,392 | 7% | 20,305 |
| ACCESS DX LABORATORY | 193 | 18,220 | 1,833 | 9% | 20,246 |
| ST JOSEPHS HOSPITAL LABORATORY | 18 | 17,801 | 2,294 | 11% | 20,113 |
| BRANDON REGIONAL HOSPITAL | | 17,761 | 2,123 | 11% | 19,884 |
| PALMETTO GENERAL HOSPITAL LAB | 3 | 16,046 | 3,409 | 18% | 19,458 |
| JUPITER MEDICAL CENTER LAB | 49 | 17,252 | 1,511 | 8% | 18,812 |
| JFK MEDICAL CENTER LAB | 1 | 16,602 | 2,086 | 11% | 18,689 |
| NAPLES COMMUNITY HOSPITAL | 58 | 16,852 | 1,718 | 9% | 18,628 |
| LAB DIAGNOSTICS LLC | 364 | 12,382 | 5,119 | 29% | 17,865 |
| BIOCERNA LABS | 461 | 14,582 | 2,113 | 12% | 17,156 |
| PANCARE OF FLORIDA INC | | 15,350 | 1,522 | 9% | 16,872 |
| AVENTUS BIO LABS | 16 | 14,793 | 1,953 | 12% | 16,762 |
| GENESIS REFERENCE LABORATORIES | | 15,372 | 1,222 | 7% | 16,594 |
| PATIENTS FIRST LAKE ELLA MEDICAL CENTER PA | | 13,979 | 2,477 | 15% | 16,456 |
| DRS CLACK SPENCER WHITE & MCCORMACK PA D/B/A | | 14,743 | 1,404 | 9% | 16,147 |
| INTEGRATED REGIONAL LABORATORIES LLP | | 14,120 | 2,024 | 13% | 16,144 |
| SAINT MARY'S MEDICAL CENTER | 21 | 13,550 | 1,617 | 11% | 15,188 |
| MORTON PLANT HOSPITAL-ADLER INSTITUTE | 8 | 13,341 | 1,190 | 8% | 14,539 |
| INDIAN RIVER MEDICAL CENTER LAB | | 13,669 | 839 | 6% | 14,508 |
| WELLINGTON REGIONAL MED CTR LAB | 5 | 11,786 | 1,433 | 11% | 13,224 |
| CLEVELAND CLINIC HOSPITAL LAB | 4 | 11,618 | 1,428 | 11% | 13,050 |
| EXACT SCIENCES LABORATORIES | | 12,085 | 870 | 7% | 12,955 |
| LEESBURG REGIONAL MEDICAL CENTER | | 11,433 | 1,148 | 9% | 12,581 |
| HEALTH CENTER AT SINAI RESIDENCES | | 11,962 | 193 | 2% | 12,155 |
| OSCEOLA REGIONAL MEDICAL CENTER | 1 | 10,672 | 1,460 | 12% | 12,133 |
| HOMESTEAD HOSPITAL CLINICAL LABORATORY | 23 | 9,948 | 2,030 | 17% | 12,001 |

COVID-19: testing by laboratory

Data through Nov 29, 2020 verified as of Nov 30, 2020 at 09:25 AM

Data in this report are provisional and subject to change.

The numbers in the table below represent the number of Florida and non-Florida residents for whom test results were received by the Department of Health. A person can be tested by more than one laboratory and can have both positive and negative results. **Therefore, the sum of the numbers in each column will be larger than the total number of people tested.**

| Reporting lab | Inconclusive | Negative | Positive | Percent positive | Total |
|--|--------------|----------|----------|------------------|--------|
| FLORIDA HOSPITAL WATERMAN LABORATORY | 70 | 10,998 | 855 | 7% | 11,923 |
| HOLY CROSS HOSPITAL CLINICAL LAB | 1 | 11,128 | 611 | 5% | 11,740 |
| ST MARKS HOSPITAL LABORATORY B | 78 | 10,627 | 1,002 | 9% | 11,707 |
| MEMORIAL HOSPITAL JACKSONVILLE | 8 | 9,730 | 1,773 | 15% | 11,511 |
| HEALTHLINK DIAGNOSTIC LABORATORIES | 44 | 10,818 | 600 | 5% | 11,462 |
| RUTGERS CLINICAL GENOMICS LABORATORY | 43 | 10,882 | 385 | 3% | 11,310 |
| PWN HEALTH | 17 | 9,058 | 1,986 | 18% | 11,061 |
| MEMORIAL REGIONAL HOSPITAL CLINICAL LABORATORY | 10 | 10,328 | 705 | 6% | 11,043 |
| LEE HEALTH - LEE MEMORIAL HOSPITAL | | 8,215 | 2,599 | 24% | 10,814 |
| WEST KENDALL BAPTIST HOSPITAL | 8 | 8,761 | 1,924 | 18% | 10,693 |
| DELRAY MEDICAL CENTER LAB | 3 | 9,594 | 966 | 9% | 10,563 |
| LARKIN COMMUNITY HOSPITAL INC DBA CARDIOTROPIC | | 6,820 | 3,623 | 35% | 10,443 |
| PRIVA PATH LABS | 43 | 9,928 | 466 | 4% | 10,437 |
| NORTHWEST MEDICAL CENTER | 1 | 9,142 | 1,267 | 12% | 10,410 |
| WATSON CLINIC LLP | | 8,944 | 1,447 | 14% | 10,391 |
| ORANGE PARK MEDICAL CENTER | 9 | 8,672 | 1,567 | 15% | 10,248 |
| LAWNWOOD REGIONAL MEDICAL CENTER | 1 | 8,950 | 1,224 | 12% | 10,175 |
| BETHESDA HOSPITAL EAST | | 9,322 | 830 | 8% | 10,152 |
| STS LAB 2 LLC | 6 | 9,808 | 225 | 2% | 10,039 |
| OAK HILL HOSPITAL | | 8,981 | 926 | 9% | 9,907 |
| ST ANTHONY'S HOSPITAL LAB | 13 | 8,850 | 997 | 10% | 9,860 |
| BAPTIST HEALTH - SOUTH | | 9,201 | 658 | 7% | 9,859 |
| SRQ DRIVE THROUGH | | 8,944 | 902 | 9% | 9,846 |
| WINTER HAVEN HOSPITAL CLINICAL LABORATORY | 3 | 8,336 | 1,350 | 14% | 9,689 |
| PALM BEACH BALL PARK | | 8,604 | 989 | 10% | 9,593 |
| LARKIN COMMUNITY HOSPITAL | 10 | 8,213 | 1,259 | 13% | 9,482 |
| COAST DIAGNOSTICS LLC | 26 | 8,697 | 647 | 7% | 9,370 |
| LARGO MEDICAL CENTER | | 8,459 | 882 | 9% | 9,341 |
| GOOD SAMARITAN MEDICAL CENTER LAB | 1 | 8,097 | 1,196 | 13% | 9,294 |
| UHEALTH CORAL GABLES/LENNAR MED CTR | 3 | 8,730 | 535 | 6% | 9,268 |
| AVECINA | 17 | 8,667 | 531 | 6% | 9,215 |
| BAYFRONT HEALTH - ST PETERSBURG | 16 | 7,654 | 1,281 | 14% | 8,951 |
| WESTSIDE REGIONAL MED CTR | 2 | 7,657 | 1,235 | 14% | 8,894 |
| CLEVELAND CLINIC TRADITION HOSPITAL | | 8,312 | 486 | 6% | 8,798 |
| MEASE COUNTRYSIDE LAB | 2 | 8,029 | 761 | 9% | 8,792 |
| ST JOSEPHS HOSPITAL | 8 | 7,702 | 970 | 11% | 8,680 |
| MERCY HOSPITAL A CAMPUS OF PLANTATION GEN HOSP LAB | 1 | 7,272 | 1,375 | 16% | 8,648 |
| GULF COAST MEDICAL CENTER MICROLAB | | 6,759 | 1,845 | 21% | 8,604 |
| BOSTON HEART DIAGNOSTICS CORP | | 7,383 | 1,138 | 13% | 8,521 |
| AEGIS SCIENCES CORPORATION | 38 | 7,665 | 784 | 9% | 8,487 |
| PALMS WEST HOSPITAL LAB | 2 | 7,258 | 1,158 | 14% | 8,418 |
| MEDICAL CENTER OF TRINITY CLINICAL LABORATORY | 1 | 7,590 | 754 | 9% | 8,345 |
| AVECINA MEDICAL OAKLEAF | 3 | 6,977 | 1,330 | 16% | 8,310 |
| HALIFAX MEDICAL CENTER LAB | 33 | 7,036 | 1,122 | 14% | 8,191 |
| WEST FLORIDA HOSPITAL LAB | | 6,693 | 1,461 | 18% | 8,154 |

COVID-19: testing by laboratory

Data through Nov 29, 2020 verified as of Nov 30, 2020 at 09:25 AM

Data in this report are provisional and subject to change.

The numbers in the table below represent the number of Florida and non-Florida residents for whom test results were received by the Department of Health. A person can be tested by more than one laboratory and can have both positive and negative results. **Therefore, the sum of the numbers in each column will be larger than the total number of people tested.**

| Reporting lab | Inconclusive | Negative | Positive | Percent positive | Total |
|--|--------------|----------|----------|------------------|--------------|
| WEST BOCA MEDICAL CENTER LAB | | 7,504 | 625 | 8% | 8,129 |
| REGIONAL MEDCIAL CENTER BAYONET POINT | 2 | 7,623 | 492 | 6% | 8,117 |
| CORAL GABLES HOSPITAL CLINICAL LABORATORY | | 6,832 | 1,284 | 16% | 8,116 |
| THE VILLAGES REGIONAL HOSPITAL | | 7,557 | 548 | 7% | 8,105 |
| MANATEE MEMORIAL HOSPITAL | | 7,371 | 626 | 8% | 7,997 |
| FLORIDA HOSPITAL HEARTLAND MED CTR CLINICAL LAB | 33 | 7,017 | 933 | 12% | 7,983 |
| BAPTIST HEALTHCARE - BAPTIST HOSPITAL | 4 | 6,614 | 1,228 | 16% | 7,846 |
| AVENTURA HOSPITAL LAB | | 6,331 | 1,409 | 18% | 7,740 |
| Capital Regional Medical Ctr | | 6,396 | 1,333 | 17% | 7,729 |
| ADVENT HEALTH - WESLEY CHAPEL | 14 | 7,120 | 567 | 7% | 7,701 |
| LEE HEALTH - HEALTH PARK MEDICAL CENTER | | 6,444 | 1,246 | 16% | 7,690 |
| PALM BEACH GARDENS MEDICAL CTR LAB | | 6,965 | 653 | 9% | 7,618 |
| BLAKE MEDICAL CENTER | | 6,670 | 937 | 12% | 7,607 |
| NCH NORTH NAPLES HOSPITAL LAB | 15 | 6,733 | 827 | 11% | 7,575 |
| NIGHT LITE PEDIATRICS | 4 | 5,755 | 1,603 | 22% | 7,362 |
| VISTA CLINICAL DIAGNOSTICS | 71 | 6,717 | 450 | 6% | 7,238 |
| DOCTORS HOSPITAL | 4 | 6,109 | 1,125 | 16% | 7,238 |
| AVECINA MEDICAL | 4 | 6,028 | 1,034 | 15% | 7,066 |
| ACCESS MEDICAL LABORATORIES | | 4,314 | 2,727 | 39% | 7,041 |
| FLORIDA HOSPITAL FLAGLER | 29 | 6,567 | 438 | 6% | 7,034 |
| INFORM DIAGNOSTICS, INC | | 6,550 | 346 | 5% | 6,896 |
| LAKE CITY MEDICAL CENTER | | 5,416 | 1,264 | 19% | 6,680 |
| LUMINUS DIAGNOSTICS | | 6,142 | 529 | 8% | 6,671 |
| FLORIDA MEDICAL CENTER - A CAMPUS OF NORTH SHORE | 2 | 5,774 | 800 | 12% | 6,576 |
| PLANTATION GENERAL HOSPITAL | | 5,512 | 1,036 | 16% | 6,548 |
| CORAL SPRINGS MED CTR | | 5,913 | 579 | 9% | 6,492 |
| NORTHSIDE HOSPITAL AND HEART INSTITUTE | | 5,783 | 606 | 9% | 6,389 |
| NORTH SHORE MEDICAL CENTER | | 5,297 | 1,083 | 17% | 6,380 |
| FLORIDA HOSPITAL DELAND | 10 | 5,531 | 791 | 12% | 6,332 |
| NEMOURS CHILDRENS HOSPITAL | | 6,125 | 198 | 3% | 6,323 |
| ALL CHILDREN'S HOSPITAL | | 5,984 | 332 | 5% | 6,316 |
| FLORIDA HOSPITAL ZEPHYRHILLS | 10 | 5,812 | 483 | 8% | 6,305 |
| BROWARD HEALTH NORTH CLINICAL LABORATORY | | 5,514 | 701 | 11% | 6,215 |
| NONA SCIENTIFIC | 4 | 5,046 | 1,133 | 18% | 6,183 |
| INDIAN RIVER PATHOLOGY LLC | | 5,608 | 434 | 7% | 6,042 |
| CENTRAL FLORIDA REGIONAL HOSPITAL | | 5,424 | 550 | 9% | 5,974 |
| FLORIDA HOSPITAL OF CARROLLWOOD | 22 | 5,294 | 644 | 11% | 5,960 |
| VISTA CLINICAL | 7 | 3,189 | 2,660 | 45% | 5,856 |
| MEMORIAL HOSPITAL WEST LABORATORY SERVICES | 14 | 5,280 | 522 | 9% | 5,816 |
| CLEVELAND CLINIC MARTIN SOUTH HOSPITAL | 1 | 5,272 | 470 | 8% | 5,743 |
| ADVENTIST HEALTH SYSTEMS SUNBELT INC DBA | | 5,365 | 341 | 6% | 5,706 |
| GENOVA DIAGNOSTICS LABORATORY | 13 | 5,341 | 337 | 6% | 5,691 |
| OCALA REGIONAL MEDICAL CENTER | | 5,019 | 599 | 11% | 5,618 |
| FULGENT DIAGNOSTICS | 97 | 5,171 | 324 | 6% | 5,592 |
| WEST PALM HOSPITAL LAB | | 5,091 | 431 | 8% | 5,522 |
| P4 CLINICAL, LLC | 61 | 5,024 | 430 | 8% | 5,515 |
| LEE HEALTH - GULF COAST MEDICAL CENTER | 2 | 4,508 | 948 | 17% | 5,458 |

COVID-19: testing by laboratory

Data through Nov 29, 2020 verified as of Nov 30, 2020 at 09:25 AM

Data in this report are provisional and subject to change.

The numbers in the table below represent the number of Florida and non-Florida residents for whom test results were received by the Department of Health. A person can be tested by more than one laboratory and can have both positive and negative results. **Therefore, the sum of the numbers in each column will be larger than the total number of people tested.**

| Reporting lab | Inconclusive | Negative | Positive | Percent positive | Total |
|--|--------------|----------|----------|------------------|-------|
| BAPTIST HEALTH - BEACHES | | 5,098 | 359 | 7% | 5,457 |
| UNITED CLINICAL LABORATORY LLC | 2 | 4,503 | 946 | 17% | 5,451 |
| PATHNOSTICS | 11 | 3,914 | 1,416 | 27% | 5,341 |
| FLORIDA LABORATORY ANALYSIS | | 4,806 | 530 | 10% | 5,336 |
| Lake City HM | | 5,006 | 292 | 6% | 5,298 |
| MARTIN HOSPITAL SOUTH LAB | | 4,966 | 279 | 5% | 5,245 |
| BAPTIST HEALTH SOUTH FLORIDA - WEST KENDALL URGENT CARE | | 4,365 | 685 | 14% | 5,050 |
| MORTON PLANT-MEASE | 1 | 4,655 | 365 | 7% | 5,021 |
| LEON MEDICAL CENTERS LLC | | 4,042 | 942 | 19% | 4,984 |
| LABSTAT LLC | 2 | 4,661 | 259 | 5% | 4,922 |
| MEMORIAL HOSPITAL MICRO | | 4,576 | 305 | 6% | 4,881 |
| ANNE BATES LEACH EYE HOSPITAL/ ABLEH MICROBIOLOGY LABORATORY | | 4,801 | 70 | 1% | 4,871 |
| LAKEWOOD RANCH MEDICAL CENTER | | 4,514 | 343 | 7% | 4,857 |
| POINCIANA MEDICAL CENTER | | 3,784 | 1,058 | 22% | 4,842 |
| FLORIDA HOSPITAL FISH MEMORIAL | 19 | 4,224 | 561 | 12% | 4,804 |
| WEST MARION COMMUINITY HOSPITAL LAB | | 4,196 | 574 | 12% | 4,770 |
| ST JOSEPHS NORTH HOSPITAL LAB | | 4,263 | 506 | 11% | 4,769 |
| TROPICANA FIELD - LOT 2 | 17 | 4,297 | 411 | 9% | 4,725 |
| KD MEDICAL CHOICE LLC | | 4,164 | 490 | 11% | 4,654 |
| BINAXNOW | 6 | 3,684 | 933 | 20% | 4,623 |
| ARCPOINT LABS | 2 | 3,737 | 874 | 19% | 4,613 |
| IMPERIAL POINT MEDICAL CENTER | | 4,183 | 349 | 8% | 4,532 |
| SUNRISE MEDICAL LABORATORIES | 2 | 4,191 | 292 | 7% | 4,485 |
| ST LUCIE MEDICAL CENTER | | 3,651 | 774 | 17% | 4,425 |
| SOUTH BAY HOSPITAL CLINICAL LAB | | 4,039 | 385 | 9% | 4,424 |
| CLEVELAND CLINIC MARTIN NORTH HOSPITAL | | 3,995 | 387 | 9% | 4,382 |
| MEDEXPRESS URGENT CARE | 2 | 2,809 | 1,555 | 36% | 4,366 |
| BAPTIST HEALTH - NASSAU | | 4,128 | 183 | 4% | 4,311 |
| MOFFITT CANCER CENTER | 6 | 4,217 | 82 | 2% | 4,305 |
| UNKNOWN | 3 | 2,650 | 1,560 | 37% | 4,213 |
| CARDIOPATH | 1 | 3,875 | 335 | 8% | 4,211 |
| AVERO DIAGNOSTICS - IRVING | | 3,943 | 236 | 6% | 4,179 |
| OVIEDO MEDICAL CENTER | | 3,741 | 433 | 10% | 4,174 |
| SOUTH FLORIDA BAPTIST HOSPITAL MICRO | 2 | 3,502 | 544 | 13% | 4,048 |
| HEALTHQUEST ESOTERICS | | 2,918 | 1,121 | 28% | 4,039 |
| NIGHT LITE PEDIATRIC CENTER LLC | | 3,786 | 231 | 6% | 4,017 |
| AMERICAN FAMILY CARE | | 2,345 | 1,624 | 41% | 3,969 |
| HIALEAH HOSPITAL | 4 | 3,215 | 747 | 19% | 3,966 |
| CARDIOTROPIC LABS | 83 | 3,141 | 724 | 18% | 3,948 |
| BAPTIST HEALTH SOUTH FLORIDA - COUNTRY WALK URGENT CARE | | 3,400 | 529 | 13% | 3,929 |
| FORT WALTON BEACH MEDICAL CENTER | | 3,432 | 495 | 13% | 3,927 |
| NIGHT LITE PEDIATRICS URGENT CARE | 1 | 3,374 | 483 | 13% | 3,858 |
| ST PETERSBURG GENERAL HOSPITAL | | 3,217 | 615 | 16% | 3,832 |
| FLORIDA HOSPITAL NORTH PINELLAS | 11 | 3,546 | 249 | 7% | 3,806 |
| PHYSICIANS REGIONAL MEDICAL CENTER - PINE RIDGE RD | 1 | 3,099 | 625 | 17% | 3,725 |
| HOLIDAY CVS LLC | | 3,479 | 170 | 5% | 3,649 |
| CLARITY LAB SOLUTIONS LLC | | 3,608 | 4 | 0% | 3,612 |

COVID-19: testing by laboratory

Data through Nov 29, 2020 verified as of Nov 30, 2020 at 09:25 AM

Data in this report are provisional and subject to change.

The numbers in the table below represent the number of Florida and non-Florida residents for whom test results were received by the Department of Health. A person can be tested by more than one laboratory and can have both positive and negative results. **Therefore, the sum of the numbers in each column will be larger than the total number of people tested.**

| Reporting lab | Inconclusive | Negative | Positive | Percent positive | Total |
|--|--------------|----------|----------|------------------|-------|
| UNIVERSITY HOSPITAL AND MEDICAL CENTER | | 2,732 | 780 | 22% | 3,512 |
| BAPTIST HEALTH SOUTH FLORIDA - MIAMI LAKES URGENT CARE | | 2,842 | 623 | 18% | 3,465 |
| CernerELR_Advent | | 3,207 | 222 | 6% | 3,429 |
| SYNERGY LABORATORIES | 7 | 3,060 | 301 | 9% | 3,368 |
| WESTCHESTER HOSPITAL | 23 | 2,717 | 549 | 17% | 3,289 |
| BAPTIST HEALTH SOUTH FLORIDA - DORAL URGENT CARE | | 2,703 | 550 | 17% | 3,253 |
| PUTNAM COMMUNITY MEDICAL CENTER | | 2,880 | 333 | 10% | 3,213 |
| GENE BY GENE, GENOMICS RESEARCH CENTER LAB | 35 | 3,088 | 87 | 3% | 3,210 |
| BAPTIST HEALTH - NORTH | | 2,482 | 682 | 22% | 3,164 |
| ISPM LABS, LLC DBA CAPSTONE DIAGNOSTICS, LLC | | 3,091 | 67 | 2% | 3,158 |
| BAPTIST HEALTH SOUTH FLORIDA - CORAL SPRINGS URGENT CARE | | 2,796 | 359 | 11% | 3,155 |
| MEASE DUNEDIN HOSPITAL | 4 | 2,893 | 250 | 8% | 3,147 |
| BAPTIST HEALTH SOUTH FLORIDA - PEMBROKE PINES URGENT CARE | | 2,649 | 411 | 13% | 3,060 |
| BAPTIST HEALTH SOUTH FLORIDA - WESTCHESTER URGENT CARE | | 2,583 | 461 | 15% | 3,044 |
| SANTA ROSA MEDICAL CENTER | | 2,569 | 444 | 15% | 3,013 |
| RAULERSON HOSPITAL | | 2,543 | 458 | 15% | 3,001 |
| PALMS OF PASADENA HOSPITAL | | 2,692 | 292 | 10% | 2,984 |
| BAYCARE COMMUNITY HEALTH | | 2,856 | 52 | 2% | 2,908 |
| VIKOR SCIENTIFIC | 3 | 2,194 | 708 | 24% | 2,905 |
| DOCTORS HOSPITAL OF SARASOTA CLINICAL LABORATORY | | 2,590 | 313 | 11% | 2,903 |
| FLORIDA HOSPITAL OCALA | | 2,737 | 161 | 6% | 2,898 |
| STONE CLINICAL LABORATORIES | | 2,789 | 96 | 3% | 2,885 |
| BAYFRONT HEALTH - VENICE REGIONAL MEDICAL | | 2,684 | 199 | 7% | 2,883 |
| MIDWAY SPECIALTY CARE CENTER DIAGNOSTICS | 36 | 2,635 | 210 | 7% | 2,881 |
| MEMORIAL HOSPITAL- MIRAMAR | 12 | 2,642 | 208 | 7% | 2,862 |
| MEDARBOR DIAGNOSTICS | 1 | 2,050 | 774 | 27% | 2,825 |
| H LEE MOFFITT CANCER CENTER LABORATORY | | 2,772 | 32 | 1% | 2,804 |
| MALABAR MEDICAL WALK IN CLINIC | | 2,472 | 324 | 12% | 2,796 |
| WALGREENS ORLANDO | 3 | 2,383 | 316 | 12% | 2,702 |
| ACUTIS DIAGNOSTICS | 15 | 2,336 | 349 | 13% | 2,700 |
| WALGREEN CO | 2 | 2,377 | 309 | 11% | 2,688 |
| SYNERGY DIAGNOSTIC LABORATORY | 82 | 2,371 | 218 | 8% | 2,671 |
| TWIN CITIES HOSPITAL | 1 | 2,393 | 270 | 10% | 2,664 |
| BAYFRONT HEALTH - PORT CHARLOTTE | | 2,453 | 198 | 7% | 2,651 |
| MEDCOMP SCIENCES LLC | 29 | 1,311 | 1,308 | 49% | 2,648 |
| EGLIN AIR FORCE BASE | 2 | 1,899 | 733 | 28% | 2,634 |
| BETHESDA HOSPITAL WEST | | 2,393 | 223 | 9% | 2,616 |
| VETERANS AFFAIRS MEDICAL CENTER - ORLANDO | | 1,341 | 1,250 | 48% | 2,591 |
| ANGEL KIDS PEDIATRICS | | 2,495 | 75 | 3% | 2,570 |
| ADVENT HEALTH - OCALA | | 2,124 | 398 | 16% | 2,522 |
| CITRUS MEMORIAL HOSPITAL LABORATORY | | 2,184 | 259 | 11% | 2,443 |
| SOLARIS DIAGNOSTICS | | 2,129 | 253 | 11% | 2,382 |
| BAPTIST HEALTH SOUTH FLORIDA - CORAL GABLES (UNIVERSITY) URGENT CARE | | 2,111 | 271 | 11% | 2,382 |
| EXPRESS GENE MOLECULAR DIAGNOSTICS LABORATORY | | 1,982 | 331 | 14% | 2,313 |
| BAPTIST HEALTH SOUTH FLORIDA - WESTON URGENT CARE | | 2,098 | 210 | 9% | 2,308 |
| LEE HEALTH - COCONUT POINT CLINICAL LAB | 2 | 1,861 | 432 | 19% | 2,295 |
| MEDICAL DNA LABS LLC | 2 | 2,144 | 124 | 5% | 2,270 |

COVID-19: testing by laboratory

Data through Nov 29, 2020 verified as of Nov 30, 2020 at 09:25 AM

Data in this report are provisional and subject to change.

The numbers in the table below represent the number of Florida and non-Florida residents for whom test results were received by the Department of Health. A person can be tested by more than one laboratory and can have both positive and negative results. **Therefore, the sum of the numbers in each column will be larger than the total number of people tested.**

| Reporting lab | Inconclusive | Negative | Positive | Percent positive | Total |
|--|--------------|----------|----------|------------------|-------|
| BAPTIST HEALTH SOUTH FLORIDA - DAVIE URGENT CARE | | 1,939 | 324 | 14% | 2,263 |
| BAYFRONT HEALTH - SEVEN RIVERS | | 2,081 | 171 | 8% | 2,252 |
| MEMORIAL HOSPITAL PEMBROKE | 3 | 1,987 | 249 | 11% | 2,239 |
| BAPTIST HEALTH SOUTH FLORIDA - TAMiami TRAIL URGENT CARE | | 1,821 | 412 | 18% | 2,233 |
| BAPTIST HEALTH SOUTH FLORIDA - PINECREST URGENT CARE | | 1,965 | 268 | 12% | 2,233 |
| MINUTECLINIC LLC #3703 | | 1,946 | 275 | 12% | 2,221 |
| LAKESIDE MEDICAL CENTER | | 1,762 | 454 | 20% | 2,216 |
| BAPTIST HEALTH SOUTH FLORIDA - CORAL GABLES URGENT CARE | | 1,912 | 302 | 14% | 2,214 |
| THE HEALTHCARE DISTRICT OF PALM BEACH COUNTY | 9 | 1,991 | 194 | 9% | 2,194 |
| BARTOW REGIONAL MEDICAL CENTER | 1 | 1,918 | 269 | 12% | 2,188 |
| ASCENSION SACRED HEART - EMERALD COAST | | 1,856 | 328 | 15% | 2,184 |
| THE CENTER FOR URGENT CARE | 2 | 1,715 | 440 | 20% | 2,157 |
| NORTHWEST FLORIDA COMMUNITY HOSPITAL | 13 | 1,393 | 746 | 35% | 2,152 |
| BAYFRONT HEALTH - BROOKSVILLE | | 1,858 | 266 | 13% | 2,124 |
| CENTRA CARE SAINT CLOUD | 1 | 1,829 | 287 | 14% | 2,117 |
| ENGLEWOOD COMMUNITY HOSPITAL | | 1,943 | 151 | 7% | 2,094 |
| MINUTECLINIC | | 1,869 | 208 | 10% | 2,077 |
| CENTRA CARE – WATERFORD LAKES | | 1,586 | 489 | 24% | 2,075 |
| SPORTS DRUG TESTING LABORATORY | 35 | 1,965 | 52 | 3% | 2,052 |
| LOWER KEYS MEDICAL CENTER | | 1,839 | 205 | 10% | 2,044 |
| SELECT LABORATORIES - MARION COUNTY, FL LLC | 3 | 1,912 | 118 | 6% | 2,033 |
| URGENT CARE CURE | 2 | 1,812 | 218 | 11% | 2,032 |
| CLARITY LAB SOLUTIONS | | 1,731 | 247 | 12% | 1,978 |
| BMCT Molecular Diagnostics Subsection | | 1,636 | 339 | 17% | 1,975 |
| COMMUNITY HEALTH NORTHWEST FLORIDA | 4 | 1,472 | 492 | 25% | 1,968 |
| CLINICAL REFERENCE LABORATORY | 1 | 1,900 | 60 | 3% | 1,961 |
| DOC SMILEY'S URGENT CARE | | 1,705 | 247 | 13% | 1,952 |
| BAPTIST HEALTH SOUTH FLORIDA - PALMETTO BAY URGENT CARE | | 1,688 | 251 | 13% | 1,939 |
| HIGHLANDS REGIONAL MEDICAL CENTER | | 1,571 | 367 | 19% | 1,938 |
| AMELIA URGENT CARE | | 1,266 | 666 | 34% | 1,932 |
| PHYSICIANS REGIONAL MEDICAL CENTER - COLLIER BLVD | 1 | 1,448 | 445 | 23% | 1,894 |
| HOLIDAY CVS LLC DBA CVS PHARMACY #5154 | | 1,846 | 25 | 1% | 1,871 |
| DESOTO MEMORIAL HOSPITAL | 3 | 1,502 | 307 | 17% | 1,812 |
| BAPTIST HEALTH SOUTH FLORIDA - KENDALE LAKES URGENT CARE | | 1,446 | 334 | 19% | 1,780 |
| BAPTIST HEALTH SOUTH FLORIDA - BRICKELL URGENT CARE | | 1,479 | 282 | 16% | 1,761 |
| BAPTIST HEALTHCARE - GULF BREEZE HOSPITAL | 3 | 1,525 | 231 | 13% | 1,759 |
| ADVENTHEALTH CENTRA CARE LAKE BUENA VISTA | | 1,657 | 94 | 5% | 1,751 |
| MARINERS HOSPITAL | | 1,596 | 139 | 8% | 1,735 |
| BAPTIST HEALTH URGENT CARE AT SAWGRASS | | 1,498 | 218 | 13% | 1,716 |
| TALLAHASSEE PRIMARY CARE ASSOCIATES | | 1,549 | 144 | 9% | 1,693 |
| SUNCOAST PATHOLOGY ASSOCIATES | | 1,541 | 116 | 7% | 1,657 |
| LABORATORY OF FLORIDA LLC | 40 | 1,506 | 105 | 6% | 1,651 |
| MINUTECLINIC LLC | | 1,410 | 216 | 13% | 1,626 |
| JW PLASTIC SURGERY | | 1,368 | 235 | 15% | 1,603 |
| BAPTIST HEALTH - CLAY | | 1,373 | 196 | 12% | 1,569 |
| GENUS3 | | 1,498 | 59 | 4% | 1,557 |
| BAPTIST HEALTH - OAKLEAF | | 1,302 | 255 | 16% | 1,557 |

COVID-19: testing by laboratory

Data through Nov 29, 2020 verified as of Nov 30, 2020 at 09:25 AM

Data in this report are provisional and subject to change.

The numbers in the table below represent the number of Florida and non-Florida residents for whom test results were received by the Department of Health. A person can be tested by more than one laboratory and can have both positive and negative results. **Therefore, the sum of the numbers in each column will be larger than the total number of people tested.**

| Reporting lab | Inconclusive | Negative | Positive | Percent positive | Total |
|--|--------------|----------|----------|------------------|-------|
| BAPTIST HEALTH EMERGENCY CENTER COUNTRY WALK | 1 | 1,308 | 236 | 15% | 1,545 |
| OPTEO LABORATORY | | 1,506 | 31 | 2% | 1,537 |
| ADVENT HEALTH - HEART OF FLORIDA ER | 1 | 1,413 | 118 | 8% | 1,532 |
| ADVENT HEALTH - NEW SMYRNA | | 1,166 | 360 | 24% | 1,526 |
| BAYFRONT HEALTH - PUNTA GORDA | | 1,443 | 71 | 5% | 1,514 |
| FLOWERS HOSPITAL | | 1,334 | 124 | 9% | 1,458 |
| ATLANTIS URGENT CARE | 1 | 661 | 792 | 54% | 1,454 |
| TAMPA COMMUNITY HOSPITAL | | 1,199 | 221 | 16% | 1,420 |
| PATIENTS CHOICE LABORATORIES | | 825 | 574 | 41% | 1,399 |
| ASSOCIATED PATHOLOGISTS, LLC | 3 | 1,166 | 215 | 16% | 1,384 |
| ASCENSION ST VINCENT'S - SOUTHSIDE | | 1,309 | 49 | 4% | 1,358 |
| BAYFRONT HEALTH - SPRING HILL | | 1,255 | 89 | 7% | 1,344 |
| UHEALTH DEERFIELD BEACH/UMSYLVESTER DEERFIELD BEACH LABORATORY | 3 | 1,279 | 47 | 4% | 1,329 |
| PHYSICIANS STAT LAB | | 440 | 879 | 67% | 1,319 |
| NXGEN MDX LLC | 3 | 1,213 | 93 | 7% | 1,309 |
| QDX PATHOLOGY SERVICES | 1 | 1,100 | 207 | 16% | 1,308 |
| BAPTIST HEALTH SOUTH FLORIDA - MIAMI BEACH URGENT CARE | | 1,129 | 176 | 13% | 1,305 |
| ADVANCE MEDICAL OF NAPLES | | 308 | 942 | 75% | 1,250 |
| JACKSON HOSPITAL CLINICAL LABORATORY | | 1,084 | 160 | 13% | 1,244 |
| SPARROW HEALTHCARE | 2 | 1,046 | 195 | 16% | 1,243 |
| NORTH SHORE LONG ISLAND JEWISH HEALTH | | 1,180 | 42 | 3% | 1,222 |
| CLINICORE | | 1,124 | 91 | 7% | 1,215 |
| SARKIS CLINICAL TRIALS | | 1,061 | 139 | 12% | 1,200 |
| ACCESS MEDICAL LABS | | 746 | 448 | 38% | 1,194 |
| ASSURANCE SCIENTIFIC LABORATORIES | 1 | 944 | 224 | 19% | 1,169 |
| ADVENTHEALTH CENTRA CARE WINTER GARDEN | | 1,098 | 56 | 5% | 1,154 |
| MARTIN HEALTH SYSTEM - ST LUCIE WEST | | 1,009 | 103 | 9% | 1,112 |
| UNIVERSITY OF ALABAMA AT BIRMINGHAM | | 1,069 | 21 | 2% | 1,090 |
| PRIMEHEALTH URGENT CARE | 1 | 830 | 251 | 23% | 1,082 |
| EMERALD COAST URGENT CARE, LLC | 1 | 803 | 274 | 25% | 1,078 |
| EMERALD COAST URGENT CARE LLC | | 834 | 240 | 22% | 1,074 |
| LABTECH DIAGNOSTIC | | 835 | 231 | 22% | 1,066 |
| FLORIDA MEDICAL CLINIC | 1 | 665 | 400 | 38% | 1,066 |
| SCION LAB SERVICES LLC | 4 | 1,000 | 62 | 6% | 1,066 |
| BARDMOOR LABORATORY | 1 | 930 | 129 | 12% | 1,060 |
| PALMS MEDICAL GROUP | 5 | 822 | 205 | 20% | 1,032 |
| NCH NORTHEAST | 5 | 770 | 253 | 25% | 1,028 |
| CAPSTONE HEALTHCARE | | 697 | 317 | 31% | 1,014 |
| BIOCERNA MAIN LAB | 1 | 916 | 97 | 10% | 1,014 |
| EMERGENCY PHYSICIANS MEDICAL CENTER | | 130 | 883 | 87% | 1,013 |
| ADVENTHEALTH CENTRA CARE HUNTERS CREEK | | 873 | 106 | 11% | 979 |
| MINUTECLINIC LLC # 0709 | | 849 | 124 | 13% | 973 |
| NYU HOSPITALS CENTER CLINICAL LABORATORIES | | 948 | 21 | 2% | 969 |
| ADVENTHEALTH CENTRA CARE DR PHILLIPS | | 919 | 45 | 5% | 964 |
| EPN URGENT CARE NAPLES | 2 | 746 | 215 | 22% | 963 |
| DOCTORS TEST CENTERS | | 826 | 118 | 13% | 944 |
| EMPIRE CITY LABORATORIES INC | 6 | 806 | 130 | 14% | 942 |

COVID-19: testing by laboratory

Data through Nov 29, 2020 verified as of Nov 30, 2020 at 09:25 AM

Data in this report are provisional and subject to change.

The numbers in the table below represent the number of Florida and non-Florida residents for whom test results were received by the Department of Health. A person can be tested by more than one laboratory and can have both positive and negative results. **Therefore, the sum of the numbers in each column will be larger than the total number of people tested.**

| Reporting lab | Inconclusive | Negative | Positive | Percent positive | Total |
|--|--------------|----------|----------|------------------|-------|
| ADVENTHEALTH CENTRA CARE WINTER PARK | | 897 | 43 | 5% | 940 |
| COASTAL MED URGENT CARE | | 104 | 833 | 89% | 937 |
| DYNIX DIAGNOSTIX | | 819 | 116 | 12% | 935 |
| TEMPUS CLINICAL LABORATORY | 8 | 818 | 108 | 12% | 934 |
| LAB24 INC | 3 | 271 | 658 | 71% | 932 |
| TOM LEE COMMUNITY HEALTH CENTER | | 599 | 319 | 35% | 918 |
| EMERALD COAST URGENT CARE | | 672 | 241 | 26% | 913 |
| CAREFAST+ | | 736 | 174 | 19% | 910 |
| NCF DIAGNOSTICS & DNA TECHNOLOGIES LAB | 32 | 761 | 117 | 13% | 910 |
| PATIENTS FIRST - THOMASVILLE ROAD | | 797 | 99 | 11% | 896 |
| VERITOR | | 783 | 105 | 12% | 888 |
| ADVENTHEALTH CENTRA CARE UNIVERSITY | | 855 | 27 | 3% | 882 |
| ADVENTHEALTH PROMPT CARE | 1 | 592 | 272 | 31% | 865 |
| DOCTORS URGENT CARE LLC | 1 | 740 | 117 | 14% | 858 |
| ADVENTHEALTH CENTRA CARE KISSIMMEE | | 788 | 52 | 6% | 840 |
| ADVENTHEALTH CENTRA CARE ST CLOUD | | 765 | 73 | 9% | 838 |
| ARCPPOINT LABS OF FORT MYERS | | 672 | 166 | 20% | 838 |
| AMELIA EXPRESS CARE | | 536 | 294 | 35% | 830 |
| MINUTECLINIC LLC 5852 | | 690 | 127 | 16% | 817 |
| FLORIDA HOSPITAL ORLANDO | | 743 | 74 | 9% | 817 |
| BAYA PHARMACY & URGENT CARE | | 248 | 555 | 69% | 803 |
| ASCENSION ST VINCENT'S - CLAY | | 775 | 27 | 3% | 802 |
| COASTAL LABORATORIES | | 656 | 146 | 18% | 802 |
| ADVENTHEALTH CENTRA CARE SAND LAKE | | 761 | 36 | 5% | 797 |
| NATIONWIDE LABORATORY SERVICES INC | 52 | 639 | 104 | 13% | 795 |
| NORTH FLORIDA PEDIATRICS-TALLAHASSEE | | 739 | 56 | 7% | 795 |
| PROHEALTH | | 356 | 434 | 55% | 790 |
| PHAROS HEALTH | | 622 | 167 | 21% | 789 |
| AHCC WESLEY CHAPEL | | 733 | 55 | 7% | 788 |
| US BIOTEK LABORATORIES | 3 | 611 | 173 | 22% | 787 |
| ELLENTON URGENT CARE | | 572 | 210 | 27% | 782 |
| MINUTECLINIC LLC #3631 | | 659 | 122 | 16% | 781 |
| ADVENTHEALTH CENTRA CARE SANFORD | | 733 | 47 | 6% | 780 |
| STEWART REFERENCE LABORATORY | 1 | 481 | 291 | 38% | 773 |
| ADVENTHEALTH CENTRA CARE LEE ROAD | | 731 | 32 | 4% | 763 |
| MACDILL AIR FORCE BASE | | 708 | 51 | 7% | 759 |
| PHYSICIANS PRIMARY CARE | | 673 | 84 | 11% | 757 |
| ADVENTHEALTH CENTRA CARE CLERMONT | | 701 | 38 | 5% | 739 |
| HISTOPATHOLOGY SERVICES, LLC | | 655 | 83 | 11% | 738 |
| LENCO MEDICAL LABORATORY | | 705 | 22 | 3% | 727 |
| DYNIX DIAGNOSTICS | 2 | 520 | 205 | 28% | 727 |
| ADVENTIST HEALTH SYSTEMS, SUNBELT INC | | 688 | 38 | 5% | 726 |
| ADVENTHEALTH CENTRA CARE MOUNT DORA | | 670 | 53 | 7% | 723 |
| ADVENTHEALTH CENTRA CARE LAKE MARY | | 677 | 36 | 5% | 713 |
| DISNEY COVID TEST SITE | | 703 | 8 | 1% | 711 |
| NONE | | 308 | 402 | 57% | 710 |
| DONALD W ROBERTSON DO PA | | 531 | 171 | 24% | 702 |

COVID-19: testing by laboratory

Data through Nov 29, 2020 verified as of Nov 30, 2020 at 09:25 AM

Data in this report are provisional and subject to change.

The numbers in the table below represent the number of Florida and non-Florida residents for whom test results were received by the Department of Health. A person can be tested by more than one laboratory and can have both positive and negative results. **Therefore, the sum of the numbers in each column will be larger than the total number of people tested.**

| Reporting lab | Inconclusive | Negative | Positive | Percent positive | Total |
|---|--------------|----------|----------|------------------|-------|
| NITE LITE PEDIATRICS | | 226 | 465 | 67% | 691 |
| ADVENTHEALTH CENTRA CARE WATERFORD LAKES | | 619 | 69 | 10% | 688 |
| ADVENT HEALTH - DADE CITY | | 622 | 63 | 9% | 685 |
| PREMIER MEDICAL LABORATORY SERVICES | 1 | 463 | 220 | 32% | 684 |
| ADVENT HEALTH LAB - ORLANDO | | 425 | 251 | 37% | 676 |
| MINI ER ADULT AND PEDIATRIC URGENT CARE | | 574 | 98 | 15% | 672 |
| BAY MEDICAL CENTER SACRED HEART HEALTH SYSTEM | | 519 | 152 | 23% | 671 |
| HEALTH FIRST ADVENTHEALTH CENTRA CARE GATEWAY | | 639 | 31 | 5% | 670 |
| MEDFAST URGENT CARE CENTER | | 37 | 630 | 94% | 667 |
| ADVENTHEALTH CENTRA CARE APOPKA | | 599 | 66 | 10% | 665 |
| CARENOW URGENT CARE | | 466 | 198 | 30% | 664 |
| CENTRA CARE | | 422 | 237 | 36% | 659 |
| BAPTIST HEALTH SOUTH FLORIDA - COUNTRY WALK URGENT CARE EXPRESS | | 572 | 84 | 13% | 656 |
| ADVENTHEALTH CENTRA CARE ALTAMONTE | | 625 | 31 | 5% | 656 |
| DEPARTMENT OF CLINICAL LABS | | 644 | 8 | 1% | 652 |
| VAVA PARTNERS LLC | | 157 | 494 | 76% | 651 |
| ADVENTHEALTH CENTRA CARE ORANGE LAKE | | 592 | 43 | 7% | 635 |
| MEDEXPRESS URGENT CARE - ESTERO | | 544 | 89 | 14% | 633 |
| VENICE REGIONAL MEDICAL CENTER | | 550 | 83 | 13% | 633 |
| ST ANNES NURSING CENTER | | 623 | 7 | 1% | 630 |
| BAPTIST HEALTH SOUTH FLORIDA - KEY BISCANE URGENT CARE EXPRESS | | 557 | 73 | 12% | 630 |
| ADVENTHEALTH CENTRA CARE PORT ORANGE | | 591 | 34 | 5% | 625 |
| MAVERICK LABS | | 434 | 181 | 29% | 615 |
| MC DIAGNOSTIC OF CONNECTICUT, PC #2220 | | 533 | 81 | 13% | 614 |
| NCH HEALTHCARE SYSTEM MICROBIOLOGY LAB | | 1 | 606 | 100% | 607 |
| ADVENTHEALTH CENTRA CARE LONGWOOD | | 574 | 26 | 4% | 600 |
| PATIENTS FIRST - MAHAN DRIVE | | 164 | 434 | 73% | 598 |
| BAYFRONT HEALTH - CITRUS HILLS | | 524 | 73 | 12% | 597 |
| PREMIER URGENT CARE OF BREVARD LLC | | 530 | 67 | 11% | 597 |
| GENE TOX WORLDWIDE | 41 | 486 | 65 | 11% | 592 |
| ADVENT HEALTH CENTRA CARE - MOUNT DORA | | 276 | 314 | 53% | 590 |
| GESSLER CLINIC | | 220 | 366 | 62% | 586 |
| HOLIDAY CVS LLC DBA CVSPHARMACY #5155 | | 570 | 16 | 3% | 586 |
| ADVENTHEALTH CENTRA CARE LAKELAND | | 559 | 26 | 4% | 585 |
| BAPTIST HEALTHCARE - JAY HOSPITAL | | 455 | 124 | 21% | 579 |
| CAREFAST MURABELLA | | 493 | 85 | 15% | 578 |
| ADVENT HEALTH CENTRA CARE - WATERFORD LAKES | | 480 | 92 | 16% | 572 |
| BAYFRONT HEALTH URGENT CARE LLC | | 501 | 70 | 12% | 571 |
| EXPRESS GENE MOLECULAR DIAGNOSTIC LABORATORY | | 2 | 569 | 100% | 571 |
| SHELL POINT NURSING PAVILION | 1 | 560 | 8 | 1% | 569 |
| POINT OF CARE TESTING SITE | | 549 | 18 | 3% | 567 |
| MINUTECLINIC LLC #4415 | | 466 | 93 | 17% | 559 |
| LAKE WALES MEDICAL CENTER INC | | 500 | 56 | 10% | 556 |
| TYNDALL AIR FORCE BASE | | 450 | 100 | 18% | 550 |
| ADVENTHEALTH CENTRA CARE OVIEDO | | 492 | 56 | 10% | 548 |
| VITAE DIAGNOSTICS | | 534 | 13 | 2% | 547 |
| INDIAN RIVER MEDICAL CENTER | | 490 | 53 | 10% | 543 |

COVID-19: testing by laboratory

Data through Nov 29, 2020 verified as of Nov 30, 2020 at 09:25 AM

Data in this report are provisional and subject to change.

The numbers in the table below represent the number of Florida and non-Florida residents for whom test results were received by the Department of Health. A person can be tested by more than one laboratory and can have both positive and negative results. **Therefore, the sum of the numbers in each column will be larger than the total number of people tested.**

| Reporting lab | Inconclusive | Negative | Positive | Percent positive | Total |
|--|--------------|----------|----------|------------------|-------|
| BAPTIST HEALTH - MD ANDERSON CANCER CENTER | | 537 | 3 | 1% | 540 |
| NAPLES URGENT CARE | 1 | 374 | 164 | 30% | 539 |
| MICROGEN DX | | 162 | 376 | 70% | 538 |
| HEALTH FIRST ADVENTHEALTH CENTRA CARE TITUSVILLE | | 502 | 27 | 5% | 529 |
| ASCENSION SACRED HEART - GULF | | 423 | 106 | 20% | 529 |
| GENESIS LABORATORY MANAGEMENT | 2 | 436 | 89 | 17% | 527 |
| HOLY CROSS HOSPITAL LABORATORY | | | 522 | 100% | 522 |
| GENESIS MEDICAL LABORATORY | 9 | 365 | 143 | 28% | 517 |
| VETERANS AFFAIRS MEDICAL CENTER - JAMES A HALEY | | | 514 | 100% | 514 |
| NCF DIAGNOSTICS & DNA TECHNOLOGIES | 15 | 187 | 309 | 60% | 511 |
| ADVENTHEALTH CENTRA CARE AZALEA PARK | | 476 | 34 | 7% | 510 |
| SOUTHEAST ALABAMA MEDICAL CENT | | 460 | 46 | 9% | 506 |
| Tampa Lakes Health and Rehabilitation Center | 2 | 442 | 62 | 12% | 506 |
| ECCOLAB GROUP | 1 | 139 | 363 | 72% | 503 |
| IGENOMIX USA LLC | 9 | 445 | 47 | 9% | 501 |
| MANOR PINES CONVALESCENT CENTER LLC | 1 | 492 | 6 | 1% | 499 |
| MOLECULAR INFECTIOUS DISEASES | | 492 | 7 | 1% | 499 |
| CVS HEALTH | | 364 | 134 | 27% | 498 |
| DOCTOR'S MEMORIAL HOSPITAL | | 389 | 108 | 22% | 497 |
| STAGEZERO LIFE SCIENCES INC | 1 | 461 | 33 | 7% | 495 |
| PALACE NURSING HOME & REHAB CENTER | | 491 | 1 | 0% | 492 |
| PENSACOLA PEDIATRICS PA | | 416 | 73 | 15% | 489 |
| SHORELINE PHYSICIAN GROUP | | 327 | 159 | 33% | 486 |
| TENNESSEE DOH - NASHVILLE | 2 | 434 | 49 | 10% | 485 |
| FLAGLER HOSPITAL | 8 | 25 | 450 | 93% | 483 |
| MOUNT SINAI LABORATORY | | 465 | 18 | 4% | 483 |
| Victoria Nursing and Rehabilitation Center | | 475 | 5 | 1% | 480 |
| HEALTH FIRST ADVENTHEALTH CENTRA CARE COCOA | | 451 | 26 | 5% | 477 |
| ADVENTHEALTH CENTRA CARE LEESBURG | | 447 | 29 | 6% | 476 |
| MINUTECLINIC, LLC DBA MINUTECLINIC #4717 | | 463 | 10 | 2% | 473 |
| SEBASTIAN RIVER MEDICAL CENTER | 1 | 372 | 92 | 20% | 465 |
| HOLMES REGIONAL MEDICAL CENTER | | 4 | 459 | 99% | 463 |
| PARAMOUNT URGENT CARE - OVIEDO | | 294 | 168 | 36% | 462 |
| EUROFINS NTD, LLC | | 424 | 33 | 7% | 457 |
| VETERANS AFFAIRS MEDICAL CENTER - BAY PINES | | 16 | 441 | 96% | 457 |
| CHARLES AIESI CONSULTING INC | 1 | 423 | 33 | 7% | 457 |
| ADVENTHEALTH CENTRA CARE COLONIAL TOWN | | 424 | 32 | 7% | 456 |
| PRIMARY CARE OF THE TREASURE COAST | | 402 | 48 | 11% | 450 |
| PARAMOUNT URGENT CARE - WINDERMERE | | 342 | 108 | 24% | 450 |
| ST JOHN'S NURSING CENTER | | 443 | 3 | 1% | 446 |
| DAVITA LABORATORY | | 398 | 48 | 11% | 446 |
| GULF COAST MOLECULAR LABORATORIES | 11 | 368 | 67 | 15% | 446 |
| CLARITY LABS | | 381 | 62 | 14% | 443 |
| ADVENTHEALTH CENTRA CARE SOUTH ORANGE | | 407 | 32 | 7% | 439 |
| AVECINA MEDICAL JULINGTON | 1 | 240 | 189 | 44% | 430 |
| VILLA MARIA NURSING & REHAB CENTER INC | | 415 | 7 | 2% | 422 |
| CENTRA CARE - SOUTH ORANGE | | 278 | 144 | 34% | 422 |

COVID-19: testing by laboratory

Data through Nov 29, 2020 verified as of Nov 30, 2020 at 09:25 AM

Data in this report are provisional and subject to change.

The numbers in the table below represent the number of Florida and non-Florida residents for whom test results were received by the Department of Health. A person can be tested by more than one laboratory and can have both positive and negative results. **Therefore, the sum of the numbers in each column will be larger than the total number of people tested.**

| Reporting lab | Inconclusive | Negative | Positive | Percent positive | Total |
|---|--------------|----------|----------|------------------|-------|
| INTERLACHEN PEDIATRICS | | 397 | 25 | 6% | 422 |
| SMA SPECIALTY MEDICAL LAB | | 112 | 309 | 73% | 421 |
| GARCIA CLINICAL LABORATORY | | 28 | 390 | 93% | 418 |
| The Sands at South Beach | | 416 | | | 416 |
| UNIVERSITY OF WEST FLORIDA STUDENT HEALTH SERVICES | | 337 | 78 | 19% | 415 |
| GULF COAST VILLAGE | | 402 | 12 | 3% | 414 |
| MEMORIAL PEMBROKE 24/7 CARE CENTER | | 314 | 98 | 24% | 412 |
| JOHN KNOX VILLAGE HEALTH CENTER | | 409 | 3 | 1% | 412 |
| COASTAL PEDIATRIC GROUP | | 365 | 45 | 11% | 410 |
| Community_Health | | 328 | 81 | 20% | 409 |
| JACKSON MEMORIAL LONG TERM CARE CENTER | | 406 | 1 | 0% | 407 |
| NEW YORK HOSPITAL LABORATORIES | 1 | 385 | 10 | 3% | 396 |
| RIVER GARDEN HEBREW HOME FOR THE AGED | | 358 | 37 | 9% | 395 |
| NORTH OKALOOSA MEDICAL CENTER | | 244 | 148 | 38% | 392 |
| ADVENT HEALTH CENTRA CARE -WINTER PARK KIDS URGENT CARE | | 324 | 66 | 17% | 390 |
| INTEGRITY LABORATORIES, LLC | 1 | 297 | 91 | 23% | 389 |
| BARBER | | 13 | 376 | 97% | 389 |
| THERADOC | | 152 | 235 | 61% | 387 |
| HEALTH FIRST ADVENTHEALTH CENTRA CARE MALABAR | | 352 | 33 | 9% | 385 |
| ADVENT HEALTH CENTRA CARE - WINTER PARK | | 255 | 129 | 34% | 384 |
| NEW PLANT CITY FAMILY CARE | 1 | 198 | 184 | 48% | 383 |
| MID-FLORIDA PATHOLOGY | | 302 | 80 | 21% | 382 |
| TACACHALE CLINICAL LABORATORY | | 368 | 13 | 3% | 381 |
| ENZO CLINICAL LABS INC | 1 | 368 | 11 | 3% | 380 |
| LEHIGH REGIONAL MEDICAL CENTER LAB | | 354 | 26 | 7% | 380 |
| MEDEXPRESS URGENT CARE CAPE CORAL | | 293 | 82 | 22% | 375 |
| ADVENTIST HEALTH SYSTEMS SUNBELT IN DBA | | 352 | 19 | 5% | 371 |
| CLEWISTON NURSING AND REHABILITATION CENTER | | 365 | 2 | 1% | 367 |
| HENDRY REGIONAL MEDICAL CENTER | | 107 | 258 | 71% | 365 |
| MEDONE URGENT CARE CENTER | | 149 | 215 | 59% | 364 |
| PARAMOUNT URGENT CARE - ORLANDO | | 235 | 129 | 35% | 364 |
| DOCTORS URGENT CARE OF LUTZ LLC | | 254 | 109 | 30% | 363 |
| FOUNTAIN MANOR HEALTH AND REHAB CENTER | 1 | 360 | 2 | 1% | 363 |
| THE HEALTH CENTER OF PLANT CITY | | 354 | 4 | 1% | 358 |
| KENDALL HEALTHCARE PROPERTIES DBA | | 357 | 1 | 0% | 358 |
| MINUTECLINIC LLC #5249 | | 311 | 45 | 13% | 356 |
| INFORM DIAGNOSTICS | | 349 | 6 | 2% | 355 |
| MELBOURNE MEDICAL LABORATORY | | 271 | 81 | 23% | 352 |
| ACCU REFERENCE MEDICAL LAB | | 143 | 206 | 59% | 349 |
| CONSULATE HEALTH CARE OF NEW PORT RICHEY | | 341 | 5 | 1% | 346 |
| BAYSHORE DIAGNOSTICS | | 309 | 37 | 11% | 346 |
| ADDICTION LABS OF AMERICA | 1 | 309 | 35 | 10% | 345 |
| ADVENT HEALTH CENTRA CARE - PORT ORANGE | | 29 | 315 | 92% | 344 |
| PALM GARDEN OF OCALA | | 329 | 15 | 4% | 344 |
| NEW YORK PRESBYTERIAN - CUMC CLINICAL | | 328 | 15 | 4% | 343 |
| SANTA ROSA MEDICAL GROUP | | 294 | 48 | 14% | 342 |
| SELECT REFERENCE LABORATORIES, LLC | 1 | 325 | 11 | 3% | 337 |

COVID-19: testing by laboratory

Data through Nov 29, 2020 verified as of Nov 30, 2020 at 09:25 AM

Data in this report are provisional and subject to change.

The numbers in the table below represent the number of Florida and non-Florida residents for whom test results were received by the Department of Health. A person can be tested by more than one laboratory and can have both positive and negative results. **Therefore, the sum of the numbers in each column will be larger than the total number of people tested.**

| Reporting lab | Inconclusive | Negative | Positive | Percent positive | Total |
|---|--------------|----------|----------|------------------|-------|
| C.W. BILL YOUNG VA MEDICAL CENTER | | 16 | 319 | 95% | 335 |
| SANFORD LABORATORIES | | 311 | 21 | 6% | 332 |
| NORTH SHORE LIJ URGENT CARE PC | | 325 | 7 | 2% | 332 |
| MEDEXPRESS FORT MYERS | | 258 | 71 | 22% | 329 |
| NCH HEALTHCARE BONITA | | 235 | 92 | 28% | 327 |
| PRIMARY CARE SERVICES AT INDIAN RIVER ESTATES | | 320 | 3 | 1% | 323 |
| LEE COUNTY EMERGENCY MEDICAL SERVICE | | 290 | 32 | 10% | 322 |
| HARTS HARBOR HEALTH CARE CENTER | | 320 | 2 | 1% | 322 |
| MINI ER AND URGENT CARE | | 214 | 106 | 33% | 320 |
| LAUDERDALE NURSING CENTER LLC | 1 | 316 | 3 | 1% | 320 |
| NORTH FLORIDA PEDIATRICS - LAKE CITY | | 216 | 104 | 33% | 320 |
| UHEALTH CLINIC AT WALGREENS | | 266 | 53 | 17% | 319 |
| MY CLINICAL LAB | | 224 | 95 | 30% | 319 |
| FLO-MEDILAB SERVICES | | 101 | 217 | 68% | 318 |
| Plantation Bay Rehabilitation Center | | 311 | 6 | 2% | 317 |
| VITAS HEALTHCARE CORPORATION OF FLA | | 315 | 2 | 1% | 317 |
| LIFE CARE CENTER OF PENSACOLA | | 311 | 5 | 2% | 316 |
| EDEN SPRINGS NURSING AND REHAB CENTER | | 305 | 9 | 3% | 314 |
| WHITE WILSON MEDICAL CENTER | | 24 | 289 | 92% | 313 |
| FIU-HEALTH AUXILIARY LABORATORY | | 291 | 21 | 7% | 312 |
| ADVENTHEALTH CENTRA CARE KIDS LAKE MARY | | 300 | 11 | 4% | 311 |
| ADVENT HEALTH - TAMPA | | 110 | 201 | 65% | 311 |
| GENESIS DIAGNOSTICS | | 221 | 90 | 29% | 311 |
| COASTAL URGENT CARE | | 260 | 51 | 16% | 311 |
| MIDWAY SPECIALTY CARE CENTER | 3 | 192 | 113 | 37% | 308 |
| WEST GABLES HEALTH CARE CENTER | | 301 | 6 | 2% | 307 |
| PALM GARDEN OF PORT SAINT LUCIE | | 305 | 2 | 1% | 307 |
| PENSACOLA PEDIATRICS | | 250 | 57 | 19% | 307 |
| GENESIS MEDICAL LABORATORY MIAMI FL. | | 83 | 222 | 73% | 305 |
| ADVENT HEALTH CENTRA CARE - LEESBURG | | 13 | 291 | 96% | 304 |
| UR MEDICINE LABS- CENTRAL LABORATORY | | 295 | 9 | 3% | 304 |
| HEALTH CENTER AT BRENTWOOD | 1 | 295 | 8 | 3% | 304 |
| MANOR AT CARPENTERS | | 285 | 19 | 6% | 304 |
| PARAMOUNT URGENT CARE | | 68 | 233 | 77% | 301 |
| BALDWIN PEDIATRICS | 1 | 286 | 14 | 5% | 301 |
| USAFSAM/PHE | | 173 | 128 | 43% | 301 |
| SOLARIS HEALTHCARE PALATKA | | 297 | 3 | 1% | 300 |
| VETERANS AFFAIRS MEDICAL CENTER | | 38 | 262 | 87% | 300 |
| ED FRASER MEMORIAL HOSPITAL | | 226 | 71 | 24% | 297 |
| EMERALD SHORES HEALTH AND REHABILITATION | | 260 | 37 | 12% | 297 |
| CORE DIAGNOSTIC LABORATORIES LLC | | 220 | 77 | 26% | 297 |
| LIFE CARE CENTER OF HILLIARD | | 291 | 5 | 2% | 296 |
| HILLCREST HEALTH CARE & REHABILITATION CENTER | | 290 | 2 | 1% | 292 |
| TREE HOUSE PEDIATRICS | | 263 | 29 | 10% | 292 |
| MINUTECLINIC LLC #3463 | | 256 | 35 | 12% | 291 |
| NORTHWEST MEDICAL CENTER CLINICAL LABORATORY | | 175 | 115 | 40% | 290 |
| BROWNWOOD CARE CENTER | | 273 | 17 | 6% | 290 |

COVID-19: testing by laboratory

Data through Nov 29, 2020 verified as of Nov 30, 2020 at 09:25 AM

Data in this report are provisional and subject to change.

The numbers in the table below represent the number of Florida and non-Florida residents for whom test results were received by the Department of Health. A person can be tested by more than one laboratory and can have both positive and negative results. **Therefore, the sum of the numbers in each column will be larger than the total number of people tested.**

| Reporting lab | Inconclusive | Negative | Positive | Percent positive | Total |
|---|--------------|----------|----------|------------------|-------|
| SIPARADIGM, DIAGNOSTIC INFORMATICS | | 273 | 17 | 6% | 290 |
| AUBURN UNIVERSITY MEDICAL CLINIC | | 227 | 62 | 21% | 289 |
| MINUTECLINIC LLC #5069 | | 260 | 29 | 10% | 289 |
| VALENCIA HILLS HEALTH AND REHABILITATION CENTER | | 286 | 2 | 1% | 288 |
| MEDICAL FP – WHOLE FAMILY HEALTH CENTER | | 278 | 9 | 3% | 287 |
| NAVAL HOSPITAL - JACKSONVILLE | | 40 | 247 | 86% | 287 |
| MEDSCAN LABORATORY INC | 1 | 158 | 127 | 44% | 286 |
| VETERANS AFFAIRS MEDICAL CENTER - GAINESVILLE | | 2 | 283 | 99% | 285 |
| ST ANDREWS BAY SKILLED NURSING & | | 285 | | | 285 |
| BAPTIST HEALTH EMERGENCY CENTER AT WEST CORAL WAY | | 216 | 69 | 24% | 285 |
| MINUTECLINIC LLC #5253 | | 264 | 19 | 7% | 283 |
| RAINBOW RIVER MEDICAL LABORATORY | | 257 | 24 | 9% | 281 |
| SANTA ROSA CENTER FOR REHABILITATION AND HEALING | | 278 | 3 | 1% | 281 |
| WOODLANDS MEDICAL SPECIALISTS | | 232 | 48 | 17% | 280 |
| FISHERMENS HOSPITAL CLINICAL LAB | | 262 | 18 | 6% | 280 |
| COVANCE CLINICAL RESEARCH UNIT INC | | 276 | 3 | 1% | 279 |
| MINI ER WATERFORD LAKES, THE | | 248 | 30 | 11% | 278 |
| FLORIDA HOSPITAL WAUCHULA | | 180 | 98 | 35% | 278 |
| QUICK CARE MED PL | 2 | 260 | 16 | 6% | 278 |
| LIFE CARE CENTER OF ORANGE PARK | | 277 | 1 | 0% | 278 |
| PRUITT HEALTH-SANTA ROSA | | 275 | 2 | 1% | 277 |
| BOCA BIOLISTICS REFERENCE LABORATORY | 2 | 185 | 90 | 32% | 277 |
| ADVENT HEALTH CENTRA CARE - LAKE MARY | | 82 | 193 | 70% | 275 |
| BIOCEPT | | 258 | 16 | 6% | 274 |
| RUSKIN HEALTH CENTER | | 166 | 108 | 39% | 274 |
| INDIAN RIVER CTR, LLC | | 260 | 13 | 5% | 273 |
| LIFE CARE CENTER OF OCALA | | 272 | | | 272 |
| FERNANDINA BEACH REHAB AND NURSING | | 272 | | | 272 |
| CORAL TRACE HEALTH CARE☐ | | 270 | 1 | 0% | 271 |
| SIGNATURE HEALTHCARE OF BROOKWOOD GARDENS | | 271 | | | 271 |
| The Manor at Blue Water Bay | | 269 | 2 | 1% | 271 |
| NORTH FLORIDA REHABILITATION & SPECIALTY CARE☐ | | 269 | 2 | 1% | 271 |
| SPECIALTY HEALTH AND REHABILITATION CENTER | | 246 | 23 | 9% | 269 |
| LAKELAND REGIONAL HEALTH SYSTEMS INC | | 2 | 266 | 99% | 268 |
| KEYS AHEC SCHOOL MEDICAL CLINIC | 3 | 238 | 26 | 10% | 267 |
| VILLAGE AT VIENNA SQUARE,THE☐ | 6 | 259 | 1 | 0% | 266 |
| BUENA VISTA URGENT CARE | | 231 | 31 | 12% | 262 |
| MINUTECLINIC LLC #7886 | | 244 | 17 | 7% | 261 |
| PALMETTO SUBACUTE CARE CENTER | | 259 | 2 | 1% | 261 |
| BALDOMERO LOPEZ STATE VETERANS NURSING HOME | 2 | 257 | 1 | 0% | 260 |
| BRIDGEWATER PARK HEALTH AND REHAB | | 257 | 3 | 1% | 260 |
| ADVENT HEALTH CENTRA CARE - PALM COAST | | 36 | 223 | 86% | 259 |
| CLIFFORD CHESTER SIMS VA NURSING HOME | | 251 | 8 | 3% | 259 |
| CONSULATE HEALTHCARE OF KISSIMMEE | | 247 | 12 | 5% | 259 |
| FLORIDA HOSPITAL MEDICAL GROUP | | 217 | 41 | 16% | 258 |
| FLORIDA WOMAN CARE LABORATORY LLC | | 232 | 26 | 10% | 258 |
| ADVENT HEALTH CENTRA CARE - TITUSVILLE | | 43 | 215 | 83% | 258 |

COVID-19: testing by laboratory

Data through Nov 29, 2020 verified as of Nov 30, 2020 at 09:25 AM

Data in this report are provisional and subject to change.

The numbers in the table below represent the number of Florida and non-Florida residents for whom test results were received by the Department of Health. A person can be tested by more than one laboratory and can have both positive and negative results. **Therefore, the sum of the numbers in each column will be larger than the total number of people tested.**

| Reporting lab | Inconclusive | Negative | Positive | Percent positive | Total |
|---|--------------|----------|----------|------------------|-------|
| LIFEBRITE | 1 | 113 | 143 | 56% | 257 |
| MINUTECLINIC LLC, #10357 | | 255 | 1 | 0% | 256 |
| SOLARIS HEALTHCARE CHARLOTTE HARBOR | | 251 | 5 | 2% | 256 |
| AURORA DIAGNOSTICS BERNHARDT LABORATORIES PATHOLOGY SERVICE | | 190 | 62 | 25% | 252 |
| LIFE CARE CENTER OF NEW PORT RICHEY | | 238 | 13 | 5% | 251 |
| FLORIDA HOSPITAL HEARTLAND MED CTR LAKE PLACID | | 188 | 63 | 25% | 251 |
| Crestview Rehabilitation Center | | 129 | 122 | 49% | 251 |
| BIOCERNA LLC | 8 | 186 | 56 | 22% | 250 |
| PRIMARY CARE SERVICES AT ST ANDREWS ESTATES | | 249 | | | 249 |
| MEDEXPRESS URGENT CARE - VERO BEACH | | 152 | 97 | 39% | 249 |
| QUALITOX LABORATORIES | | 105 | 144 | 58% | 249 |
| ADVENT HEALTH - CELEBRATION | | 236 | 12 | 5% | 248 |
| MEDICAL VB | | 221 | 27 | 11% | 248 |
| FORT MYERS INTERNAL MEDICINE, LLC | | 225 | 21 | 9% | 246 |
| SHELL POINT VILLAGE MEDICAL CENTER | | 246 | | | 246 |
| GOLDEN GLADES NURSING & REHABILITATION CTR | | 246 | | | 246 |
| MARTIN MEMORIAL MEDICAL CENTER LAB | | 128 | 118 | 48% | 246 |
| MINUTECLINIC LLC #5854 | | 212 | 33 | 13% | 245 |
| HAINES CITY REHABILITATION AND NURSING CENTER | | 244 | 1 | 0% | 245 |
| ROSEWOOD HEALTHCARE & REHABILITATION CENTER | | 239 | 4 | 2% | 243 |
| ADVENTHEALTH CENTRA CARE CONWAY | | 215 | 28 | 12% | 243 |
| JACKSON MEMORIAL PERDUE MEDICAL CENTER | | 235 | 7 | 3% | 242 |
| HARBOUR HEALTH CENTER | | 237 | 2 | 1% | 239 |
| AVELLINO LAB USA, INC | 1 | 232 | 5 | 2% | 238 |
| FAST TRACK URGENT CARE CENTER | | 1 | 236 | 100% | 237 |
| GOOD SAMARITAN | | 236 | 1 | 0% | 237 |
| CLIFFORD CHESTER SIMS STATE VETERANS | | 234 | 3 | 1% | 237 |
| PHYSICIANS REGIONAL WALK-IN | | 173 | 63 | 27% | 236 |
| MED FAST URGENT CARE CENTER | | 4 | 232 | 98% | 236 |
| ASCEND CLINICAL | 2 | 228 | 5 | 2% | 235 |
| SOLARIS HEALTHCARE PARKWAY | 1 | 230 | 1 | 0% | 232 |
| KEY WEST HEALTH AND REHAB | 1 | 226 | 4 | 2% | 231 |
| Quest Diag Unspecifd | | 164 | 66 | 29% | 230 |
| MEDONE URGENT CARE AT ST. AUGUSTINE | | 82 | 147 | 64% | 229 |
| ADVENT HEALTH CENTRA CARE - ALTAMONTE SPRINGS | | 136 | 91 | 40% | 227 |
| DOH - INDIAN RIVER | | 194 | 33 | 15% | 227 |
| THE PRESERVE | | 226 | | | 226 |
| MEDONE PLLC | | 225 | 1 | 0% | 226 |
| Life Care Center at Wells Crossing | | 212 | 13 | 6% | 225 |
| DIAMOND RIDGE HEALTH AND REHABILITATION CENTER | | 222 | 3 | 1% | 225 |
| LEHIGH VALLEY GENOMICS | | | 224 | 100% | 224 |
| Abbey Delray | | 223 | | | 223 |
| ST JUDE CHILDREN'S RESEARCH HOSPITAL | | 210 | 12 | 5% | 222 |
| NORTH FLORIDA PEDIATRICS PA - SUWANNEE | | 166 | 55 | 25% | 221 |
| VETERANS AFFAIRS MEDICAL CENTER - LAKE CITY | | 52 | 167 | 76% | 219 |
| SOUTHERN OAKS CARE CENTER | 1 | 214 | 2 | 1% | 217 |
| Marshall Health and Rehabilitation Center | | 211 | 2 | 1% | 213 |

COVID-19: testing by laboratory

Data through Nov 29, 2020 verified as of Nov 30, 2020 at 09:25 AM

Data in this report are provisional and subject to change.

The numbers in the table below represent the number of Florida and non-Florida residents for whom test results were received by the Department of Health. A person can be tested by more than one laboratory and can have both positive and negative results. **Therefore, the sum of the numbers in each column will be larger than the total number of people tested.**

| Reporting lab | Inconclusive | Negative | Positive | Percent positive | Total |
|---|--------------|----------|----------|------------------|------------|
| LAKE PORT SQUARE | | 200 | 13 | 6% | 213 |
| POCONO MEDICAL CENTER | | 212 | | | 212 |
| ADVENTHEALTH CENTRA CARE | | 198 | 14 | 7% | 212 |
| SHORE ACRES CARE CENTER | | 205 | 7 | 3% | 212 |
| APP-UNIPATH, LLC | 1 | 202 | 9 | 4% | 212 |
| Point of Care Testing | 1 | 81 | 129 | 61% | 211 |
| OCEAN VIEW NURSING AND REHAB CENTER | | 201 | 9 | 4% | 210 |
| MINUTECLINIC LLC #5190 | | 182 | 28 | 13% | 210 |
| ACCESS POINT HEALTHCARE URGENT & PRIMARY CARE | | 145 | 64 | 31% | 209 |
| PRIMEHEALTH URGENT CARE INC | | 166 | 41 | 20% | 207 |
| renaissance health and rehabilitation center | | 204 | 1 | 0% | 205 |
| VITAS LUTHERAN TOWERS INPATIENT PROGRAM | | 203 | 1 | 0% | 204 |
| MOORINGS PARK INSTITUTE, INC, THE | | 200 | 3 | 1% | 203 |
| CONSULATE HEALTH CARE OF SAFETY HARBOR | | 201 | 2 | 1% | 203 |
| MANOR CARE HEALTH SERVICES - FT MYERS | | 201 | 1 | 0% | 202 |
| CONSULATE HEALTH CARE OF WINTER HAVEN | | 202 | | | 202 |
| ROSEWOOD HEALTH AND REHABILITATION CENTER | | 197 | 5 | 2% | 202 |
| VAMC WEST PALM LAB | | 5 | 196 | 98% | 201 |
| BUREAU OF CLINICAL LABORATORIES | | 165 | 36 | 18% | 201 |
| HOMESTEAD VILLAGE | | 199 | 2 | 1% | 201 |
| LAKE EUSTIS HEALTH AND REHABILITATION CENTER | | 200 | | | 200 |
| COMMUNITY HEALTH CENTERS OF PINELLAS, INC. | | 3 | 197 | 99% | 200 |
| MALABAR/ADVENT CENTRA CARE | | 25 | 174 | 87% | 199 |
| PATHGROUP LABS LLC | | 94 | 104 | 53% | 198 |
| CONSULATE HEALTHCARE OF VERO BEACH | 11 | 170 | 16 | 8% | 197 |
| PARKS HEALTHCARE & REHABILITATION CTR | 4 | 192 | | | 196 |
| FULGENT GENETICS | 2 | 160 | 34 | 17% | 196 |
| DOCTORS CENTER,THE | | 158 | 38 | 19% | 196 |
| PALM GARDEN OF GAINESVILLE | 2 | 192 | 2 | 1% | 196 |
| Taylor Care Center | | 194 | 2 | 1% | 196 |
| TREASURE COAST COMMUNITY HEALTH | 2 | 175 | 19 | 10% | 196 |
| PATIENTS FIRST LAKE ELLA MEDICAL CENTER | | 179 | 16 | 8% | 195 |
| CHIPOLA HEALTH AND REHAB | | 189 | 6 | 3% | 195 |
| FAST TRACK URGENT CARE CENTER - CARROLLWOOD | | 1 | 194 | 99% | 195 |
| MYTEST DIAGNOSTICS | | 186 | 8 | 4% | 194 |
| MAYFLOWER ASSISTED LIVING | | 192 | 1 | 1% | 193 |
| MEDEXPRESS URGENT CARE LEHIGH ACRES | | 143 | 50 | 26% | 193 |
| LIFE CARE PONTE VEDRA INC | | 191 | 2 | 1% | 193 |
| Williston Care Center | | 192 | | | 192 |
| BENTON PEDIATRICS INC | | 174 | 18 | 9% | 192 |
| HARDEE MANOR HEALTH CARE CENTER | 1 | 189 | 1 | 1% | 191 |
| BAY VILLAGE OF SARASOTA INC | | 186 | 1 | 1% | 187 |
| SUNRISE DIAGNOSTIC LABORATORY | | 134 | 53 | 28% | 187 |
| PROTEUS MOLECULAR AND CLINICAL LAB | 1 | 144 | 42 | 22% | 187 |
| GRAND COURT TAMPA | | 186 | | | 186 |
| PLANTATION NURSING & REHAB CENTER | | 186 | | | 186 |
| PARAMOUNT URGENT CARE VILLAGES | | 128 | 57 | 31% | 185 |

COVID-19: testing by laboratory

Data through Nov 29, 2020 verified as of Nov 30, 2020 at 09:25 AM

Data in this report are provisional and subject to change.

The numbers in the table below represent the number of Florida and non-Florida residents for whom test results were received by the Department of Health. A person can be tested by more than one laboratory and can have both positive and negative results. **Therefore, the sum of the numbers in each column will be larger than the total number of people tested.**

| Reporting lab | Inconclusive | Negative | Positive | Percent positive | Total |
|---|--------------|----------|----------|------------------|------------|
| Premier Place at The Glenview | | 179 | 6 | 3% | 185 |
| FLORIDA CLINICAL LABORATORY-BIOREFERENCE LABORATORIES | | 61 | 123 | 67% | 184 |
| ST. JAMES BAY HEALTH AND REHABILITATION CENTER | | 183 | 1 | 1% | 184 |
| BLOUNTSTOWN REHABILITATION CENTER LLC | | 173 | 11 | 6% | 184 |
| DOCTORS URGENT CARE | | 114 | 69 | 38% | 183 |
| LEE HEALTH CONVENIENT CARE - PAGE FIELD | | 140 | 43 | 23% | 183 |
| ROSEN MEDICAL CENTER | | 168 | 15 | 8% | 183 |
| OAK HAMMOCK AT THE UNIVERSITY OF FLORIDA | | 183 | | | 183 |
| Colonial Lakes Health Care | | 183 | | | 183 |
| ASAP LAB LLC | | 95 | 86 | 48% | 181 |
| ANY LAB TEST NOW | 1 | 95 | 84 | 47% | 180 |
| ARCPPOINT LABS OF CORAL SPRINGS FL | | 165 | 15 | 8% | 180 |
| ADVENT HEALTH CENTRA CARE - ORMOND BEACH | | 63 | 115 | 65% | 178 |
| BLOCK, NATION, CHASE, AND SMOLEN FAMILY MEDICINE | | 131 | 47 | 26% | 178 |
| ST JAMES HEALTH AND REHABILITATION CENTER | | 177 | 1 | 1% | 178 |
| ELLENTON PEDIATRICS | | 162 | 15 | 8% | 177 |
| FAIRWAY OAKS CENTER LLC | 4 | 170 | 2 | 1% | 176 |
| TGH | | 1 | 175 | 99% | 176 |
| BROWARD NURSING & REHABILITATION CTR | 1 | 173 | 1 | 1% | 175 |
| Bay Breeze Senior Living and Rehabilitation Center | | 175 | | | 175 |
| NEO GENOMICS - FORT MYERS | 1 | 169 | 4 | 2% | 174 |
| CENTRA CARE – AZALEA PARK | | 98 | 76 | 44% | 174 |
| Consulate Health Care of St. Petersburg | | 174 | | | 174 |
| GATEWAY/ADVENT CENTRA CARE | | 2 | 172 | 99% | 174 |
| TUSKAWILLA NURSING AND REHAB CENTER | 2 | 168 | 3 | 2% | 173 |
| PALM GARDEN OF VERO BEACH | | 171 | 2 | 1% | 173 |
| ORANGE COUNTY HEALTH DEPT | | 164 | 7 | 4% | 171 |
| HERON POINTE HEALTH AND REHABILITATION | | 171 | | | 171 |
| PARAMOUNT URGENT CARE - CLERMONT | | 142 | 29 | 17% | 171 |
| ADVENT HEALTH CENTRA CARE - WESLEY CHAPEL | | 4 | 166 | 98% | 170 |
| POLK COUNTY HEALTH DEPARTMENT | | 154 | 16 | 9% | 170 |
| TIERRA PINES CENTER | | 168 | 1 | 1% | 169 |
| GANDY CROSSING CARE CENTER | | 163 | 6 | 4% | 169 |
| PANAMA CITY DEVELOPMENTAL CENTER | | 168 | | | 168 |
| BAPTIST HEALTH PRIMARY CARE | 1 | 133 | 34 | 20% | 168 |
| HEALTH FIRST - HOLMES REGIONAL MEDICAL CENTER | | 1 | 167 | 99% | 168 |
| WILLOWBROOKE COURT AT EDGEWATER POINTE ESTATES | | 167 | | | 167 |
| PALMS OF SEBRING | | 155 | 12 | 7% | 167 |
| ADVENT HEALTH CENTRA CARE - DAYTONA BEACH | | 89 | 77 | 46% | 166 |
| FLORIDA GULF COAST UNIVERSITY | | 35 | 131 | 79% | 166 |
| USA HEALTH UNIVERSITY HOSPITAL CLINICAL LABORATORY | 1 | 163 | 2 | 1% | 166 |
| PCB CLINIC | | 122 | 44 | 27% | 166 |
| VILLAGE DOCTORS FAMILY MEDICAL CENTER OF | | 139 | 27 | 16% | 166 |
| LabCorp (Non-Interfaced) | 1 | 91 | 73 | 44% | 165 |
| NIGHT LITE PEDIATRICS WINTER GARDEN | | 142 | 22 | 13% | 164 |
| RICARDO NAVARRO DO PA | | 154 | 10 | 6% | 164 |
| ADVENT HEALTH CENTRA CARE - OVIEDO | | 63 | 101 | 62% | 164 |

COVID-19: testing by laboratory

Data through Nov 29, 2020 verified as of Nov 30, 2020 at 09:25 AM

Data in this report are provisional and subject to change.

The numbers in the table below represent the number of Florida and non-Florida residents for whom test results were received by the Department of Health. A person can be tested by more than one laboratory and can have both positive and negative results. **Therefore, the sum of the numbers in each column will be larger than the total number of people tested.**

| Reporting lab | Inconclusive | Negative | Positive | Percent positive | Total |
|--|--------------|----------|----------|------------------|------------|
| NSPIRE HEALTHCARE MIAMI LAKES | | 157 | 7 | 4% | 164 |
| BRADENTON HEALTH CARE | | 163 | | | 163 |
| CREEKSIDE CARE CENTER | | 139 | 24 | 15% | 163 |
| PARKLANDS FACILITY INC | 1 | 161 | | | 162 |
| TIDE LABORATORIES | | 135 | 27 | 17% | 162 |
| Stacey Health Care Centers Inc. dba Riverside Care Center | | 162 | | | 162 |
| TRI COUNTY NURSING HOME | | 160 | 1 | 1% | 161 |
| LUTHERAN HAVEN | | 159 | 2 | 1% | 161 |
| ORCHARD PARK HEALTH & REHABILITATION | | 161 | | | 161 |
| GREENBRIAR REHABILITATION AND NURSING CENTER | 1 | 159 | | | 160 |
| CITRUS NURSING CENTER LLC | | 153 | 6 | 4% | 159 |
| Boynton Beach Rehabilitation Center | 1 | 158 | | | 159 |
| WUESTHOFF REF LABORATORY | | | 158 | 100% | 158 |
| MEDFAST URGENT CARE - ROCKLEDGE | | 25 | 133 | 84% | 158 |
| UNIVERSITY OF TAMPA STUDENT HEALTH AND SHC CLINICAL LABORATORY | | 33 | 124 | 79% | 157 |
| THE MANOR AT CARPENTERS | | 124 | 32 | 21% | 156 |
| PALM GARDEN OF JACKSONVILLE☐ | | 152 | 4 | 3% | 156 |
| ARCHER HEALTH VENTURES, LLC | | 156 | | | 156 |
| W FRANK WELLS NURSING HOME | | 148 | 8 | 5% | 156 |
| TIMBERRIDGE NURSING HOME & REHAB | | 123 | 32 | 21% | 155 |
| PRECISION HEALTH RESOURCES LLC | | 123 | 32 | 21% | 155 |
| BAPTIST PRIMARY CARE | 1 | 133 | 21 | 14% | 155 |
| MANOR OAKS NURSING & REHAB CENTER | | 154 | 1 | 1% | 155 |
| PRUITT HEALTH | | 153 | 2 | 1% | 155 |
| CONSULATE HEALTH CARE OF BAYONET POINT | 3 | 150 | 1 | 1% | 154 |
| LABORATORY SPECIALISTS OF MICHIGAN | | 19 | 135 | 88% | 154 |
| SIGNATURE HEALTHCARE OF NORTH FLORIDA | | 150 | 2 | 1% | 152 |
| LYNN HAVEN SPORTS COMPLEX-WALKON CLINIC | | 18 | 134 | 88% | 152 |
| BROOKSVILLE HEALTHCARE CENTER LLC☐ | | 151 | 1 | 1% | 152 |
| MANOR CARE NURSING CENTER OF SARASOTA FL LLC☐ | | 148 | 4 | 3% | 152 |
| PALMETTTO FACILITY INC | 1 | 151 | | | 152 |
| ROLLINS COLLEGE WELLNESS CENTER | | 35 | 116 | 77% | 151 |
| Good Samaritan Society Kissimmee Village | | 150 | | | 150 |
| SPRINGTREE REHAB & HEALTH CARE CENTER | | 149 | | | 149 |
| BOND AND STEELE CLINIC PA | | 42 | 106 | 72% | 148 |
| DIAMOND RIDGE | | 147 | 1 | 1% | 148 |
| SPECTOR SCIENTIFIC LAB | 1 | 33 | 113 | 77% | 147 |
| Bayside Care Center | 1 | 140 | 5 | 3% | 146 |
| WILLOW BROOKE COURT AT INDIAN RIVER ESTATES | | 145 | 1 | 1% | 146 |
| ADVENT HEALTH CENTRA CARE - ST. CLOUD | | 131 | 15 | 10% | 146 |
| NADAL PEDIATRICS - VICTORIA STREET (3385) | | 124 | 22 | 15% | 146 |
| HOSPITAL FOR SPECIAL SURGERY | | 143 | 1 | 1% | 144 |
| VETERANS AFFAIRS MEDICAL CENTER - MIAMI | | | 144 | 100% | 144 |
| PRECISION HEALTH RESOURCES, LLC | 1 | 132 | 11 | 8% | 144 |
| JACKSONVILLE BEACH PEDIATRIC CARE CENTER☐ | | 132 | 12 | 8% | 144 |
| FORT PIERCE HEALTH CARE | | 142 | | | 142 |
| Destin Healthcare and Rehabilitation Center | | 141 | 1 | 1% | 142 |

COVID-19: testing by laboratory

Data through Nov 29, 2020 verified as of Nov 30, 2020 at 09:25 AM

Data in this report are provisional and subject to change.

The numbers in the table below represent the number of Florida and non-Florida residents for whom test results were received by the Department of Health. A person can be tested by more than one laboratory and can have both positive and negative results. **Therefore, the sum of the numbers in each column will be larger than the total number of people tested.**

| Reporting lab | Inconclusive | Negative | Positive | Percent positive | Total |
|---|--------------|----------|----------|------------------|------------|
| FAWCETT MEMORIAL HOSPITAL-LAB | | 39 | 102 | 72% | 141 |
| ENGLEWOOD HEALTHCARE AND REHABILITATION CENTER | | 141 | | | 141 |
| BEAR CREEK NURSING CENTER | | 140 | | | 140 |
| The Inn at Sarasota Bay Club | | 139 | 1 | 1% | 140 |
| PALM GARDEN OF WEST PALM BEACH□ | | 127 | 13 | 9% | 140 |
| ADVENT HEALTH CENTRA CARE - CARROLLWOOD | | 1 | 137 | 99% | 138 |
| MEDFAST URGENT CARE - MELBOURNE | | | 138 | 100% | 138 |
| AMERICAN PATHOLOGY PARTNERS | | 136 | 1 | 1% | 137 |
| PPC-LAB EDI ORCHARD BI | | 129 | 8 | 6% | 137 |
| NSPIRE HEALTHCARE LAUDERHILL | | 134 | 3 | 2% | 137 |
| MANOR AT BLUEWATER BAY | | 131 | 5 | 4% | 136 |
| AZALEA TRACE | | 130 | 6 | 4% | 136 |
| GROWING TOGETHER PEDIATRICS LLC | | 132 | 4 | 3% | 136 |
| CITRUS HEALTH AND REHAB | | 116 | 19 | 14% | 135 |
| DOCTORS MEMORIAL FAMILY MEDICINE | 2 | 93 | 40 | 30% | 135 |
| IRL MARKET LAB ALACHUA | | 104 | 31 | 23% | 135 |
| PALM GARDEN OF AVENTURA | | 135 | | | 135 |
| TAMARAC REHABILITATION & HEALTH CENTER | | 135 | | | 135 |
| HARDEE COUNTY HEALTH DEPARTMENT | | 106 | 29 | 21% | 135 |
| Life Care Center of Punta Gorda | 1 | 130 | 4 | 3% | 135 |
| BAYFRONT HEALTH MEDICAL GROUP | | 106 | 28 | 21% | 134 |
| HEALTHY STEPS PEDIATRICS | | 121 | 13 | 10% | 134 |
| PALM BEACH COUNTY HEALTH DEPT LAB | 1 | 130 | 2 | 2% | 133 |
| BAYVIEW CENTER | | 132 | 1 | 1% | 133 |
| PORT ST LUCIE REHABILITATION AND HEALTHCARE | | 98 | 35 | 26% | 133 |
| SIGNATURE HEALTHCARE AT THE COURTYARD | | 97 | 36 | 27% | 133 |
| URGENT CARE OF THE PALM BEACHES | | 2 | 131 | 98% | 133 |
| 24 HOUR PEDIATIC CARE CENTER | 1 | 124 | 7 | 5% | 132 |
| LABORATORY OF FLORIDA | | 82 | 50 | 38% | 132 |
| EDGEWOOD NURSING CENTER | | 131 | 1 | 1% | 132 |
| CONSULATE HEALTH CARE OF MELBOURNE | | 132 | | | 132 |
| TALLAHASSEE NHHI LLC | | 131 | 1 | 1% | 132 |
| THE REHABILITATION CENTER OF LAKE CITY | | 127 | 4 | 3% | 131 |
| HMA SANTA ROSA MEDICAL CENTER LLC DBA | | 112 | 19 | 15% | 131 |
| CORAL BAY HEALTHCARE AND REHABILITATION | | 131 | | | 131 |
| INTEGRATED REGIONAL LABORATORIES | | 119 | 12 | 9% | 131 |
| Glades West Rehabilitation and Nursing Center | | 131 | | | 131 |
| ORLANDO HEALTH EMERGENCY DEPARTMENT | | 123 | 7 | 5% | 130 |
| MANDARIN PEDIATRICS | | 126 | 4 | 3% | 130 |
| XYZ LABORATORY | 1 | 117 | 12 | 9% | 130 |
| CAYUGA MEDICAL CENTER AT ITHACA | | 127 | 3 | 2% | 130 |
| MEMPHIS PATHOLOGY LABORATORY | 1 | 124 | 5 | 4% | 130 |
| URGENT CARE OF THE PALM BEACHES, NORTH PALM BEACH | | | 130 | 100% | 130 |
| KEYSTONE REHAB | | 129 | | | 129 |
| BMHSI-AEL MICROBIOLOGY LABORATORY | 2 | 102 | 25 | 19% | 129 |
| OPTUM LABS LLC | | 77 | 52 | 40% | 129 |
| RULEME CENTER | 1 | 127 | 1 | 1% | 129 |

COVID-19: testing by laboratory

Data through Nov 29, 2020 verified as of Nov 30, 2020 at 09:25 AM

Data in this report are provisional and subject to change.

The numbers in the table below represent the number of Florida and non-Florida residents for whom test results were received by the Department of Health. A person can be tested by more than one laboratory and can have both positive and negative results. **Therefore, the sum of the numbers in each column will be larger than the total number of people tested.**

| Reporting lab | Inconclusive | Negative | Positive | Percent positive | Total |
|---|--------------|----------|----------|------------------|-------|
| ADVENT HEALTH CENTRA CARE - DELAND | | 28 | 101 | 78% | 129 |
| MEDEXPRESS LUTZ | | 1 | 128 | 99% | 129 |
| CENTRACARE | | 17 | 111 | 87% | 128 |
| Signature HealthCare Center of Waterford | | 124 | 4 | 3% | 128 |
| GENE BY GENE | | 61 | 67 | 52% | 128 |
| ADVENT HEALTH CENTRA CARE - COLONIAL TOWN | | 80 | 47 | 37% | 127 |
| FORT WALTON REHABILITATION CENTER | | 94 | 33 | 26% | 127 |
| PALM GARDEN OF TAMPA | | 127 | | | 127 |
| Rehabilitation Center for Park Place LLC | | 124 | 2 | 2% | 126 |
| SUWANNEE HEALTH AND REHABILITATION CENTER | | 124 | 2 | 2% | 126 |
| COMMUNITY HEALTH AND REHABILITATION CENTER | | 121 | 5 | 4% | 126 |
| HOMESTEAD MANOR | | 125 | 1 | 1% | 126 |
| ETHOS WELLNESS PHARMACY | | 115 | 10 | 8% | 125 |
| SABAL PALMS HEALTH AND REHAB | | 89 | 36 | 29% | 125 |
| HEATHER HILL HEALTHCARE CENTER | | 120 | 4 | 3% | 124 |
| ALL SEASONS NAPLES LLC | | 124 | | | 124 |
| MEDEXPRESS URGENT CARE HUDSON | | | 124 | 100% | 124 |
| HUNT CLUB PEDIATRIC ASSOCIATES, P.A. | | 105 | 19 | 15% | 124 |
| THE CLUB AND REHABILITATION CENTER | | 123 | 1 | 1% | 124 |
| WOMEN'S CARE FLORIDA LABORATORY | | 120 | 3 | 2% | 123 |
| ADVENT HEALTH CENTRA CARE - LONGWOOD | | 22 | 101 | 82% | 123 |
| BREVARD HEALTH ALLIANCE | | 5 | 118 | 96% | 123 |
| AVENTURA REHAB AND NURSING CENTER | | 123 | | | 123 |
| REFUAH HEALTH CENTER LABORATORY | | 120 | 3 | 2% | 123 |
| PALM BAY HOSPITAL | | 3 | 119 | 98% | 122 |
| LIFE CARE CENTER OF ALTAMONTE SPRINGS | | 102 | 20 | 16% | 122 |
| EDGEWATER AT WATERMAN VILLAGE,THE | | 122 | | | 122 |
| Consulate Health Care of North Fort Myers | | 122 | | | 122 |
| GRAVITY DIAGNOSTICS, LLC | | 35 | 86 | 71% | 121 |
| PARKVIEW HEALTH | | 121 | | | 121 |
| LAKELAND REGIONAL HEALTH - PWC/OB | | 35 | 86 | 71% | 121 |
| ELMHURST HOSPITAL CENTER | 1 | 117 | 3 | 2% | 121 |
| ALLSOUTH URGENT CARE | | | 121 | 100% | 121 |
| MILLENNIUM LAB SERVICES | | | 120 | 100% | 120 |
| MEDIPATH | | 4 | 115 | 97% | 119 |
| GENETWORKX | | 16 | 103 | 87% | 119 |
| ADVANCED MEDICAL CENTER | | 86 | 33 | 28% | 119 |
| MATHISON RETIREMENT COMMUNITY | | 114 | 4 | 3% | 118 |
| BAYSIDE HEALTH AND REHABILITATION CENTER | | 118 | | | 118 |
| LAB CORP | 1 | 73 | 44 | 37% | 118 |
| MICHAEL A MIDDLETON MD PA | | 116 | 2 | 2% | 118 |
| MEDFAST URGENT CARE CENTER - TITUSVILLE | | | 118 | 100% | 118 |
| PruittHealth Santa Rosa | | 115 | 3 | 3% | 118 |
| TRI-COUNTY NURSING HOME | | 114 | 4 | 3% | 118 |
| FL HUD DESTIN, LLC D/B/A GRAND BOULEVARD HEALTH | | 116 | 1 | 1% | 117 |
| FLORIDA DEPARTMENT OF HEALTH | | 101 | 16 | 14% | 117 |
| STARKE FAMILY MEDICAL CENTER | | 102 | 14 | 12% | 116 |

COVID-19: testing by laboratory

Data through Nov 29, 2020 verified as of Nov 30, 2020 at 09:25 AM

Data in this report are provisional and subject to change.

The numbers in the table below represent the number of Florida and non-Florida residents for whom test results were received by the Department of Health. A person can be tested by more than one laboratory and can have both positive and negative results. **Therefore, the sum of the numbers in each column will be larger than the total number of people tested.**

| Reporting lab | Inconclusive | Negative | Positive | Percent positive | Total |
|---|--------------|----------|----------|------------------|-------|
| AMERICAN FINNISH NURSING HOME | 1 | 115 | | | 116 |
| FHMG-FLORIDA HOSPITAL MEDICAL GROUP | | 97 | 19 | 16% | 116 |
| UNITED CLINICAL LABORATORIES | | 106 | 9 | 8% | 115 |
| GOOD SAMARITAN SOCIETY-DAYTONA | | 113 | 1 | 1% | 114 |
| NEIGHBORHOOD MEDICAL CENTER | | 108 | 5 | 4% | 113 |
| TARPON POINT NURSING AND REHABILITATION CENTER | | 113 | | | 113 |
| SILVERCREST HEALTH AND REHABILITATION CENTER | 3 | 108 | 2 | 2% | 113 |
| PEDIATRICS OF CENTRAL FLORIDA PA | 5 | 102 | 5 | 4% | 112 |
| MEDFAST URGENT CARE - TITUSVILLE | | | 112 | 100% | 112 |
| TERRACES OF LAKE WORTH CARE CENTER□ | | 112 | | | 112 |
| PADDOCK RIDGE | | 112 | | | 112 |
| COASTAL HEALTH AND REHAB | | 110 | 2 | 2% | 112 |
| ALLIED HEALTH FORT PIERCE | | 112 | | | 112 |
| CLARIDGE HOUSE NURSING CENTER | | 107 | 5 | 4% | 112 |
| PALM HARBOR PHARMACY | | 95 | 17 | 15% | 112 |
| DXTERITY DIAGNOSTICS | 1 | 108 | 2 | 2% | 111 |
| ADVENT HEALTH CENTRA CARE - UNIVERSITY | | 16 | 95 | 86% | 111 |
| COCOA BEACH/ADVENT CENTRA | | 6 | 104 | 95% | 110 |
| MATHISON RETIREMENT COMMUNITY, INC | | 110 | | | 110 |
| Heritage Healthcare at Tallahassee | | 108 | 1 | 1% | 109 |
| MEDFAST URGENT CARE CENTER - SARNO | | | 109 | 100% | 109 |
| LONGWOOD HEALTH AND REHABILITATION CENTER | | 103 | 6 | 6% | 109 |
| HILLSBOROUGH COUNTY DEVELOPMENTAL CTR□ | 1 | 108 | | | 109 |
| BAYFRONT HEALTH ER PINELLAS PARK | 1 | 71 | 36 | 33% | 108 |
| PALM GARDEN OF CLEARWATER | | 104 | 4 | 4% | 108 |
| HOPE HOSPICE AND COMMUNITY SERVICES INC | 1 | 104 | 3 | 3% | 108 |
| Chatsworth at PGA National, LLC | | 107 | | | 107 |
| ADVENT HEALTH CENTRA CARE - AZALEA PARK | | 91 | 16 | 15% | 107 |
| AMERICAN RESEARCH LABS | | 4 | 103 | 96% | 107 |
| REGENCY CARE OF BLOUNTSTOWN LLC | | 101 | 5 | 5% | 106 |
| NORTH FLORIDA/SOUTH GEORGA VETERANS HEALTH SYSTEM | | | 106 | 100% | 106 |
| GRAND OAKS HEALTH & REHABILITATION | | 106 | | | 106 |
| TUSCAN GARDENS OF VENETIA MANAGEMENT COMPANY | | 105 | 1 | 1% | 106 |
| MIDWAY SPECIATLY CARE CENTER | | 52 | 53 | 50% | 105 |
| SUWANNEE VALLEY NURSING CENTER | | 105 | | | 105 |
| LabCorp L#09258090 M#09258105 | | 71 | 34 | 32% | 105 |
| Consulate Healthcare of West Palm Beach | | 102 | 3 | 3% | 105 |
| PROHEALTH MEDICAL CLINIC | | 1 | 104 | 99% | 105 |
| ARTHREX MEDICAL CENTER | | 38 | 66 | 63% | 104 |
| ADVENT HEALTH CENTRA CARE - BRANDON | | 29 | 75 | 72% | 104 |
| BAY VIEW HEALTHCARE | | 85 | 19 | 18% | 104 |
| CAPE CANAVERAL HOSPITAL | | | 103 | 100% | 103 |
| HEART OF FLORIDA REGIONAL MED CTR | | 32 | 71 | 69% | 103 |
| MINUTECLINIC DIAGNOSTIC OF RHODE ISLAND, LLC #729 | | 99 | 4 | 4% | 103 |
| ADVENT HEALTH CENTRA CARE - SANFORD | | 28 | 75 | 73% | 103 |
| DAVID SCOTT MADWAR MD PA□ | | 96 | 7 | 7% | 103 |
| EVANS HEALTH CARE | | 100 | 2 | 2% | 102 |

COVID-19: testing by laboratory

Data through Nov 29, 2020 verified as of Nov 30, 2020 at 09:25 AM

Data in this report are provisional and subject to change.

The numbers in the table below represent the number of Florida and non-Florida residents for whom test results were received by the Department of Health. A person can be tested by more than one laboratory and can have both positive and negative results. **Therefore, the sum of the numbers in each column will be larger than the total number of people tested.**

| Reporting lab | Inconclusive | Negative | Positive | Percent positive | Total |
|---|--------------|----------|----------|------------------|-------|
| CENTRA CARE - HUNTER'S CREEK | | 46 | 56 | 55% | 102 |
| NORTH FLORIDA PEDIATRICS PA | | 95 | 7 | 7% | 102 |
| UNIVERSITY MEDICAL CENTER SUITES | | 90 | 12 | 12% | 102 |
| GRAVITY DIAGNOSTICS | | 41 | 60 | 59% | 101 |
| Whispering Oaks | 5 | 92 | 4 | 4% | 101 |
| PROVIDENCE HOSPITAL LABORATORY | | 96 | 5 | 5% | 101 |
| GLADES HEALTH CARE CENTER | | 101 | | | 101 |
| MOBILE INFIRMARY MED CENTER PATH LAB | | 90 | 11 | 11% | 101 |
| PruittHealth Panama City | | 100 | | | 100 |
| COQUINA CENTER | | 99 | 1 | 1% | 100 |
| Consulate Health Care of Port Charlotte | | 98 | 2 | 2% | 100 |
| ARBOR FACILITY INC | | 100 | | | 100 |
| GOLDEN GATE FAMILY CLINIC | | 23 | 76 | 77% | 99 |
| CARENOW | 1 | 64 | 34 | 34% | 99 |
| CARENOW URGENT CARE – FORT PIERCE | | 86 | 13 | 13% | 99 |
| CLINICAL PATHOLOGY LABS | | 1 | 98 | 99% | 99 |
| DOCTOR'S IN HOUSE LABORATORY | | 12 | 87 | 88% | 99 |
| PARRISH MEDICAL CENTER | | 24 | 75 | 76% | 99 |
| ARCADIA HEALTH AND REHABILITATION CENTER | | 99 | | | 99 |
| SILVER CREEK SENIOR LIVING COMMUNITY | | 98 | | | 98 |
| ADVENT HEALTH CENTRA CARE | | 1 | 97 | 99% | 98 |
| SHOAL CREEK REHABILITATION CENTER | | 71 | 27 | 28% | 98 |
| MEDFAST URGENT CARE CENTER - COCOA BEACH | | | 98 | 100% | 98 |
| CENTRAL FLORIDA HEALTH CARE | | 46 | 52 | 53% | 98 |
| HEALTH CENTERS AT BRENTWOOD | | 96 | 1 | 1% | 97 |
| LITTLE PINE PEDIATRICS | | 78 | 19 | 20% | 97 |
| FLORIDA COMMUNITY HEALTH CENTERS INC | | | 97 | 100% | 97 |
| PERSONALIZED GENETIC TESTING | | 13 | 84 | 87% | 97 |
| POINT WASHINGTON MEDICAL CLINIC | | 1 | 96 | 99% | 97 |
| ASTON GARDENS AT PELICAN MARSH | | 95 | 1 | 1% | 96 |
| BAYSHORE MEMORY CARE | | 96 | | | 96 |
| THE TERRACE OF KISSIMMEE | | 80 | 15 | 16% | 95 |
| EAST LAKE PEDIATRICS | | 57 | 38 | 40% | 95 |
| GLOBAL CENTRAL LABS AT PPD | 2 | 87 | 6 | 6% | 95 |
| DEPARTMENT OF HEALTH & HUMAN SERVICES | | 94 | | | 94 |
| Chatham Glen Healthcare and Rehabilitation Center | | 94 | | | 94 |
| DOC SMILEYS URGENT CARE LLC | | 58 | 36 | 38% | 94 |
| PEDIATRIC ASSOCIATES ORLANDO | | 81 | 13 | 14% | 94 |
| Parkview Rehabilitation Center at Winter Park | | 92 | 2 | 2% | 94 |
| SUNFLOWER SPRINGS ASSISTED LIVING | | 91 | 3 | 3% | 94 |
| DIAGNOSTIC SOLUTIONS | | 3 | 91 | 97% | 94 |
| PHYSICIANS REGIONAL CLINIC | | 82 | 11 | 12% | 93 |
| WOODBRIIDGE FACILITY INC | | 92 | 1 | 1% | 93 |
| FLORIDA KEYS PEDIATRICS & ADOLESCENT CENTER | | 90 | 3 | 3% | 93 |
| WIMAUMA COMMUNITY HEALTH CENTER | | 73 | 20 | 22% | 93 |
| NCRNC INC | | 90 | 2 | 2% | 92 |
| MEDFAST URGENT CARE CENTER - WICKHAM | | | 92 | 100% | 92 |

COVID-19: testing by laboratory

Data through Nov 29, 2020 verified as of Nov 30, 2020 at 09:25 AM

Data in this report are provisional and subject to change.

The numbers in the table below represent the number of Florida and non-Florida residents for whom test results were received by the Department of Health. A person can be tested by more than one laboratory and can have both positive and negative results. **Therefore, the sum of the numbers in each column will be larger than the total number of people tested.**

| Reporting lab | Inconclusive | Negative | Positive | Percent positive | Total |
|--|--------------|----------|----------|------------------|-------|
| ABBOTT LABORATORIES | | 60 | 31 | 34% | 91 |
| FLORIDA HEALTH CARE PLANS | | | 91 | 100% | 91 |
| UNIVERSITY OF MIAMI | | 1 | 90 | 99% | 91 |
| CARRINGTON PLACE OF ST PETE LLC | | 90 | 1 | 1% | 91 |
| MAIN STREET MEDICAL CENTER | | | 90 | 100% | 90 |
| DEVANSH LAB WERKS INC | | 77 | 13 | 14% | 90 |
| FAIR HAVENS CENTER, OPCO | | 88 | 2 | 2% | 90 |
| AYERS HEALTH & REHABILITATION CENTER | | 90 | | | 90 |
| SEMINOLE NURSING PAVILION | | 83 | 7 | 8% | 90 |
| MEADOWCREST FAMILY PHYSICIANS | | 69 | 21 | 23% | 90 |
| PRIMECARE OF DOTHAN | | 60 | 30 | 33% | 90 |
| MEDFAST URGENT CARE CENTER - COCOA | | | 89 | 100% | 89 |
| PREMIER URGENT CARE OF BREVARD | | 2 | 87 | 98% | 89 |
| JEFFERY WEINZWEIG | | 2 | 87 | 98% | 89 |
| PACIFIC ANALYTICS | | | 88 | 100% | 88 |
| MEDFAST URGENT CARE - EDGEWATER | | 2 | 86 | 98% | 88 |
| AVERO DIAGNOSTICS | | 64 | 24 | 27% | 88 |
| ADVENT HEALTH CENTRA CARE - WATERMAN | | 78 | 10 | 11% | 88 |
| GOVERNOR'S CREEK HEALTH & REHABILITATION | | 87 | 1 | 1% | 88 |
| LONGWOOD FAMILY PRACTICE | | 74 | 14 | 16% | 88 |
| BRANDON HEALTH AND REHABILITATION CENTER | 1 | 85 | 1 | 1% | 87 |
| TIFFANY HALL NURSING AND REHAB CENTER | | 87 | | | 87 |
| ADVENT HEALTH CENTRA CARE - TEMPLE TERRACE | | 36 | 50 | 58% | 86 |
| SAINTS 120 LLC | | 86 | | | 86 |
| WESTCHESTER MEDICAL CENTER | | 84 | 1 | 1% | 85 |
| ABBIEJEAN RUSSELL CARE CENTER | | 85 | | | 85 |
| OCALA FAMILY MEDICAL CENTER INC | | 74 | 11 | 13% | 85 |
| NAVY HOSPITAL | | | 85 | 100% | 85 |
| TRADITION MEDICAL CENTER LABORATORY | | 48 | 37 | 44% | 85 |
| W. FRANK WELLS NURSING HOME | | 84 | 1 | 1% | 85 |
| FELLOWSHIP HOME AT THE FAIRWAY LLC | | 84 | | | 84 |
| SOUTH BALDWIN REGIONAL MEDICAL CENTER | | 81 | 3 | 4% | 84 |
| SEA BREEZE REHAB AND NURSING CENTER | | 82 | 2 | 2% | 84 |
| FAST TRACK URGENT CARE CENTER - RIVERVIEW | | | 84 | 100% | 84 |
| PINES OF SARASOTA GARDEN | | 84 | | | 84 |
| KALEIDA HEALTH CENTER FOR LABORATORY | | 78 | 5 | 6% | 83 |
| SMILEY MEDICAL GROUP | | 57 | 26 | 31% | 83 |
| J AND G MEDICAL GROUP LLC | | 72 | 11 | 13% | 83 |
| SEMINOLE COUNTY HEALTH DEPARTMENT | | 66 | 17 | 20% | 83 |
| THE PAVILION FOR HEALTH CARE | | 72 | 10 | 12% | 82 |
| LAB | | 29 | 53 | 65% | 82 |
| OCEAN REEF MEDICAL CENTER | | 74 | 8 | 10% | 82 |
| PIONEER CLINICAL LAB, LLC | | 70 | 12 | 15% | 82 |
| AFC URGENT CARE SEMINOLE | | | 82 | 100% | 82 |
| FAST TRACK URGENT CARE CENTER - WESTCHASE | | | 82 | 100% | 82 |
| MONTEFIORE MEDICAL CENTER LABORATORIES - MOSES | | 75 | 7 | 9% | 82 |
| SARNO EXTENDED HOURS | | 43 | 39 | 48% | 82 |

COVID-19: testing by laboratory

Data through Nov 29, 2020 verified as of Nov 30, 2020 at 09:25 AM

Data in this report are provisional and subject to change.

The numbers in the table below represent the number of Florida and non-Florida residents for whom test results were received by the Department of Health. A person can be tested by more than one laboratory and can have both positive and negative results. **Therefore, the sum of the numbers in each column will be larger than the total number of people tested.**

| Reporting lab | Inconclusive | Negative | Positive | Percent positive | Total |
|---|--------------|----------|----------|------------------|-------|
| HURLBURT FIELD CLINIC | | 39 | 42 | 52% | 81 |
| SURREY PLACE CARE CENTER | | 76 | 5 | 6% | 81 |
| Sunset Point Center | | 81 | | | 81 |
| UCC - WELLINGTON | | | 81 | 100% | 81 |
| FINLAY CLINICAL LABORATORY | | 26 | 55 | 68% | 81 |
| FIRST CHOICE PEDIATRICS | | 73 | 8 | 10% | 81 |
| BAYA POINTE NURSING AND REHABILITATION | | 1 | 80 | 99% | 81 |
| NORTH FLORIDA PEDIATRICS - MARIANNA | | 56 | 24 | 30% | 80 |
| ISLAND HEALTH AND REHABILITATION CENTER | | 80 | | | 80 |
| PALM GARDEN OF WINTER HAVEN | | 66 | 14 | 18% | 80 |
| PHYSICIAN ASSOCIATES | | 69 | 10 | 13% | 79 |
| Vi at Lakeside Village Skilled Nursing | | 79 | | | 79 |
| HERON CLUB AT PRESTANCIA | | 77 | 2 | 3% | 79 |
| TREE HOUSE PEDIATRICS PLLC | | 75 | 4 | 5% | 79 |
| VETERANS AFFAIRS MEDICAL CENTER - PALO ALTO | | 28 | 50 | 64% | 78 |
| NITE LITE PEDIATRICS - JACKSONVILLE | | 76 | 2 | 3% | 78 |
| PROVISTA DIAGNOSTICS, INC | | 77 | 1 | 1% | 78 |
| EDGEWATER AT WATERMAN VILLAGE | | 78 | | | 78 |
| ORANGE CITY NURSING AND REHAB | | 75 | 2 | 3% | 77 |
| EXOSOME DIAGNOSTICS | | 73 | 4 | 5% | 77 |
| TRUE NORTH HEALTH NAVIGATION LLC DBA DISPATCHHEALTH | 1 | 60 | 16 | 21% | 77 |
| CBS LABS OF TAMPA LLC | | 3 | 74 | 96% | 77 |
| LIFE CARE CENTER OF WINTER HAVEN | | 65 | 12 | 16% | 77 |
| ST CATHERINE'S WEST REHABILITATION HOSPITAL | | 75 | 1 | 1% | 76 |
| DYNAMIC MEDICAL USA | | | 76 | 100% | 76 |
| REGENTS PARK AT AVENTURA | | 75 | 1 | 1% | 76 |
| UNIVERSITY HEALTH SYSTEM INC | | 69 | 7 | 9% | 76 |
| ADVENT HEALTH CENTRA CARE - CITRUS PARK | | 8 | 68 | 89% | 76 |
| ST MARK ASSISTED LIVING CENTER | 1 | 62 | 11 | 15% | 74 |
| WINDSOR REFLECTIONS | | 74 | | | 74 |
| BOSTON RED SOX CLUB LP | | 74 | | | 74 |
| HOLY CROSS HOSPITAL | | 1 | 73 | 99% | 74 |
| FAST TRACK URGENT CARE CENTER - SOUTH TAMPA | | | 74 | 100% | 74 |
| MV MEDICAL PRACTICE DBA PRIMARY URGENT CARE | | 72 | 2 | 3% | 74 |
| OAKS OF KISSIMMEE HEALTH AND REHABILITATION CENTER | | 74 | | | 74 |
| CAREMOUNT MEDICAL - PATHOLOGY | | 72 | 2 | 3% | 74 |
| SOLARIS HEALTHCARE OSCEOLA | | 72 | 2 | 3% | 74 |
| NOAH CLINICAL LABORATORY | | 63 | 11 | 15% | 74 |
| FLORIDA COMMUNITY HEALTH CENTER | | 68 | 5 | 7% | 73 |
| SCOTT LAKE HEALTH AND REHABILITATION CENTER | | 71 | 2 | 3% | 73 |
| COMMUNITY HEALTH CENTERS OF PINELLAS INC | | 1 | 72 | 99% | 73 |
| CONSULATE HEALTH CARE - LAKE MARY | | 72 | 1 | 1% | 73 |
| SABAL DIRECT PRIMARY CARE, PA | | 69 | 4 | 5% | 73 |
| MANOR CARE OF NAPLES FL LLC | | 72 | | | 72 |
| HEALTH CARE DISTRICT OF PALM BEACH COUNTY MAIN OFFICE | 1 | 9 | 62 | 86% | 72 |
| WHITE PLAINS HOSPITAL CENTER LAB | | 72 | | | 72 |
| BUFFALO CROSSING HEALTHCARE & REHABILITATION CTR | | 72 | | | 72 |

COVID-19: testing by laboratory

Data through Nov 29, 2020 verified as of Nov 30, 2020 at 09:25 AM

Data in this report are provisional and subject to change.

The numbers in the table below represent the number of Florida and non-Florida residents for whom test results were received by the Department of Health. A person can be tested by more than one laboratory and can have both positive and negative results. **Therefore, the sum of the numbers in each column will be larger than the total number of people tested.**

| Reporting lab | Inconclusive | Negative | Positive | Percent positive | Total |
|--|--------------|----------|----------|------------------|-------|
| ADVANCED LAB | | 67 | 4 | 6% | 71 |
| PEDIATRICS OF GREATER ORLANDO | | 64 | 7 | 10% | 71 |
| CONSULATE HEALTH CARE OF SARASOTA | | 71 | | | 71 |
| Madison Health and Rehabilitation Center | | 41 | 30 | 42% | 71 |
| ADVENT HEALTH CENTRA CARE - SOUTH ORANGE | | 58 | 13 | 18% | 71 |
| AMMON LABS | | 61 | 10 | 14% | 71 |
| AVECINA MOBILE | | 63 | 7 | 10% | 70 |
| Highlands Regional Hospital | | 63 | 7 | 10% | 70 |
| SUNCOAST COMMUNITY HEALTH CENTERS PEDIATRICS | | 21 | 49 | 70% | 70 |
| NSPIRE HEALTHCARE TAMARAC | | 69 | 1 | 1% | 70 |
| HIGHLANDS MEDICAL CENTER | | 68 | 2 | 3% | 70 |
| TRENTON MEDICAL CENTER INC DBA PALMS MEDICAL GROUP | 2 | 57 | 11 | 16% | 70 |
| NORTHEAST FLORIDA NEUROLOGY CLINICS, INC | | 64 | 6 | 9% | 70 |
| QPS, LLC | | 69 | 1 | 1% | 70 |
| THE PALACE NURSING AND REHABILITATION CENTER | | 70 | | | 70 |
| VIERA HOSPITAL | | | 69 | 100% | 69 |
| ADVENT HEALTH CENTRA CARE - ORANGE CITY | | 4 | 65 | 94% | 69 |
| Solaris HealthCare Imperial | | 68 | 1 | 1% | 69 |
| BROWARD HEALTH MEDICAL CENTER | | 3 | 66 | 96% | 69 |
| FIRST CHOICE PEDIATRICS SEMORAN | | 65 | 4 | 6% | 69 |
| MAGNOLIA DIAGNOSTIC | | 1 | 68 | 99% | 69 |
| John Knox Village of Florida ALF | | 69 | | | 69 |
| HERITAGE HEALTHCARE AND REHABILITATION CENTER | | 69 | | | 69 |
| SIMED LABORATORY | | 57 | 12 | 17% | 69 |
| SARAPATH DIAGNOSTICS | | | 68 | 100% | 68 |
| Timberridge Center for Rehabilitation and Healing | | 47 | 21 | 31% | 68 |
| FHMG FLORIDA HOSPITAL MEDICAL GROUP | | 55 | 13 | 19% | 68 |
| Solaris Healthcare Coconut Creek | | 67 | 1 | 1% | 68 |
| ADVENT HEALTH - ORLANDO | | 59 | 9 | 13% | 68 |
| MEYER PEDIATRICS | | 59 | 9 | 13% | 68 |
| YOUR FAMILY WALK-IN CLINIC | | | 68 | 100% | 68 |
| KEYS MEDICAL GROUP | | | 68 | 100% | 68 |
| RDV SPORTSPLEX PEDIATRICS | | 53 | 14 | 21% | 67 |
| AEL- MEMPHIS | | 17 | 50 | 75% | 67 |
| CATHOLIC HEALTH SYSTEM DEPT LABORATORY | | 66 | 1 | 1% | 67 |
| DIAGNOSTIC LABORATORY OF OKLAHOMA | | 55 | 12 | 18% | 67 |
| DELTONA HEALTH CARE | | 53 | 14 | 21% | 67 |
| EVENT MED SERVICES LABORATORY | | 67 | | | 67 |
| SOLARIS HEALTHCARE LAKE CITY | | 37 | 30 | 45% | 67 |
| ADVENT HEALTH CENTRA CARE - WINTER HAVEN | | 29 | 38 | 57% | 67 |
| NOMIHEALTH LAB SERVICES | | 4 | 63 | 94% | 67 |
| TREASURE COAST MEDICAL ASSOCIATES | | 1 | 65 | 98% | 66 |
| BLUE MED CONSULTANTS | | 63 | 3 | 5% | 66 |
| SOUTH BALDWIN MEDICAL CENTER GULF SHORES | | 54 | 12 | 18% | 66 |
| MEDEX MEDICAL EXPRESS OF PALATKA | | | 65 | 100% | 65 |
| RIVERS FAMILY MEDICINE PA | | 59 | 6 | 9% | 65 |
| AFC URGENT CARE TYRONE | | | 65 | 100% | 65 |

COVID-19: testing by laboratory

Data through Nov 29, 2020 verified as of Nov 30, 2020 at 09:25 AM

Data in this report are provisional and subject to change.

The numbers in the table below represent the number of Florida and non-Florida residents for whom test results were received by the Department of Health. A person can be tested by more than one laboratory and can have both positive and negative results. **Therefore, the sum of the numbers in each column will be larger than the total number of people tested.**

| Reporting lab | Inconclusive | Negative | Positive | Percent positive | Total |
|--|--------------|----------|----------|------------------|-------|
| VILLAS OF HOLLY BROOK - BRADENTON 14TH | | 64 | | | 64 |
| DIGNITY HEALING, LLC | | 63 | 1 | 2% | 64 |
| HIALEAH SHORES NURSING AND REHAB CENTER | | 62 | 2 | 3% | 64 |
| Oakhurst Center | | 64 | | | 64 |
| HAVEN OF OUR LADY OF PEACE | | 64 | | | 64 |
| BOND URGENT CARE LLC | | 47 | 17 | 27% | 64 |
| PLANTATION GENERAL HOSPITAL CLINICAL LAB | | 26 | 37 | 59% | 63 |
| STONY BROOK UNIVERSITY MEDICAL CENTER | | 57 | 6 | 10% | 63 |
| SIGNATURE HEALTHCARE OF PORT CHARLOTTE | | 63 | | | 63 |
| APC PEDIATRICS AT RYE ROAD MEDICAL PARK | | 63 | | | 63 |
| KETAMINE HEALTH CENTERS LLC | | 57 | 6 | 10% | 63 |
| OUT OF STATE | | 40 | 23 | 37% | 63 |
| MD 365 MEDICAL CARE | | 62 | 1 | 2% | 63 |
| HEALTH FIRST - PALM BAY HOSPITAL | | 2 | 61 | 97% | 63 |
| ADVENT HEALTH CENTRA CARE - WINTER GARDEN | | 11 | 52 | 83% | 63 |
| EISENHOWER ARMY MEDICAL CENTER | | 59 | 4 | 6% | 63 |
| PROMEDICA LABORATORIES | | 18 | 45 | 71% | 63 |
| SOUTH GEORGIA MEDICAL CENTER | | 48 | 15 | 24% | 63 |
| SOLARIS HEALTHCARE DAYTONA | | 62 | | | 62 |
| WATERMARK LAKE POINTE WOODS LLC | | 62 | | | 62 |
| WADSWORTH HEALTH CENTER | | 59 | 3 | 5% | 62 |
| RIDGEWOOD DIAGNOSTIC LABORATORY | | 60 | 2 | 3% | 62 |
| PROJECT HEALTH, INC SUMTERVILLE | | 53 | 9 | 15% | 62 |
| NEMOURS CHILDREN'S PRIMARY CARE | | 51 | 10 | 16% | 61 |
| ADVENTHEALTH MEDICAL GROUP PROMPT CARE | | 51 | 10 | 16% | 61 |
| BROWARD HEALTH CORAL SPRINGS EPIDEMIOLOGY DEPT | | | 61 | 100% | 61 |
| CL BRUMBACK PRIMARY CARE CLINICS | | 16 | 45 | 74% | 61 |
| AMELIA MEDICAL CARE | | 2 | 59 | 97% | 61 |
| JOSEPH L MORSE GERIATRIC CENTER | 2 | 58 | 1 | 2% | 61 |
| FINLAY CLINICAL LABORATORY INC | | 28 | 33 | 54% | 61 |
| EMERALD COAST HOSPICE | | 60 | 1 | 2% | 61 |
| FAST TRACK URGENT CARE CENTER - BRANDON | | | 60 | 100% | 60 |
| WELLOW URGENT CARE PC | | 60 | | | 60 |
| EXACT SCIENCES LABORATORIES, LLC | | 15 | 45 | 75% | 60 |
| SEASIDE HEALTH AND REHABILITATION CENTER | | 5 | 55 | 92% | 60 |
| FLOMEDILAB | | 19 | 40 | 68% | 59 |
| JACKSONVILLE NURSING AND REHAB CENTER | | 59 | | | 59 |
| ADVENT HEALTH CENTRA CARE - KISSIMMEE | | 25 | 34 | 58% | 59 |
| BOCA GRANDE HEALTH CLINIC | | 56 | 3 | 5% | 59 |
| GRANDE, THE | | 59 | | | 59 |
| LABFIRST - DEPARTMENT OF PATHOLOGY | | 58 | 1 | 2% | 59 |
| LAB PLUS, LLC AT SAINT THOMAS WEST HOSPITAL | | 45 | 14 | 24% | 59 |
| INTERNAL LAB | | 50 | 8 | 14% | 58 |
| ERIE COUNTY MEDICAL CTR CLINICAL LABS | | 57 | 1 | 2% | 58 |
| STONY BROOK SOUTHAMPTON | | 57 | 1 | 2% | 58 |
| ASSOCIATED CLINICAL LABORATORIES | | 56 | 2 | 3% | 58 |
| HUNTSVILLE HOSPITAL LABORATORY | | 43 | 15 | 26% | 58 |

COVID-19: testing by laboratory

Data through Nov 29, 2020 verified as of Nov 30, 2020 at 09:25 AM

Data in this report are provisional and subject to change.

The numbers in the table below represent the number of Florida and non-Florida residents for whom test results were received by the Department of Health. A person can be tested by more than one laboratory and can have both positive and negative results. **Therefore, the sum of the numbers in each column will be larger than the total number of people tested.**

| Reporting lab | Inconclusive | Negative | Positive | Percent positive | Total |
|--|--------------|----------|----------|------------------|-------|
| CLYDE E LASSEN STATE VETERANS NURSING HOME | | 56 | 2 | 3% | 58 |
| THE CANOPY AT BERRYHILL | | 58 | | | 58 |
| AMERICAN FAMILY MEDICAL | | 48 | 9 | 16% | 57 |
| MILLENIUM PHYSICIANS GROUP | | 1 | 56 | 98% | 57 |
| MINUTECLINIC DIAGNOSTIC OF SOUTH CAROLINA, LLC | | 51 | 6 | 11% | 57 |
| JACKSONVILLE KIDS PEDIATRICS, PLLC | | 50 | 7 | 12% | 57 |
| ADVENTHEALTH EXPRESS CARE | | 16 | 41 | 72% | 57 |
| ADVENT HEALTH CENTRA CARE - POINCIANA | | 19 | 38 | 67% | 57 |
| ADVENT HEALTH - PALM HARBOR ER | | 44 | 13 | 23% | 57 |
| FLORIDA HEALTH CARE PLAN INC | | 2 | 54 | 96% | 56 |
| ANCIENT CITY PEDIATRICS | | 56 | | | 56 |
| EAST ALABAMA MEDICAL CENTER LABORATORY | | 48 | 8 | 14% | 56 |
| AMBULATORY SURGERY CENTER OF BOCA RATON LTD | | 56 | | | 56 |
| LAKE VIEW CARE CENTER AT DELRAY | | 55 | 1 | 2% | 56 |
| EPN URGENT CARE | | | 56 | 100% | 56 |
| CENTRAL BALDWIN IMMEDIATE CARE & FAMILY PRACTICE | | 43 | 13 | 23% | 56 |
| THE WELLNESS CENTER AT LAKEWOOD RANCH | | | 56 | 100% | 56 |
| PINELLAS CARE CENTER | | 39 | 16 | 29% | 55 |
| NORTH PORT REHABILITATION AND NURSING CENTER□ | | 54 | 1 | 2% | 55 |
| QUICK CARE MED PL CR | | 52 | 3 | 5% | 55 |
| SONATA HUNTERS CREEK | | 47 | 8 | 15% | 55 |
| ST VINCENT'S BIRMINGHAM | | 53 | 2 | 4% | 55 |
| ISLAND COAST PEDIATRICS | | 54 | 1 | 2% | 55 |
| FIRST CHOICE PRIMARY CARE | | 43 | 12 | 22% | 55 |
| SARASOTA CO. HEALTH DEPT # 58 | | 40 | 14 | 26% | 54 |
| DE LUNA HEALTH AND REHABILITATION CENTER | | 54 | | | 54 |
| CLERMONT HEALTH AND REHAB | | 40 | 14 | 26% | 54 |
| CITRUS MEMORIAL HEALTH SYSTEM LAB | | 2 | 52 | 96% | 54 |
| TIFFANY HALL NURSING AND REHAB | | 44 | 10 | 19% | 54 |
| MILLER BIOCONNECT | | 43 | 11 | 20% | 54 |
| CONEY ISLAND HOSPITAL | | 53 | 1 | 2% | 54 |
| LIFE BRITE | | 53 | 1 | 2% | 54 |
| F&T MEDICAL RESEARCH, INC | | 54 | | | 54 |
| UNITED LABORATORY SERVICES CORPORATION | | 38 | 16 | 30% | 54 |
| BENTON HOUSE AT OAKLEAF | | 51 | 2 | 4% | 53 |
| NATIONS BEST FAMILY HEALTH CARE | | 21 | 32 | 60% | 53 |
| Advent health care center Celebration | | 51 | 2 | 4% | 53 |
| VILLAGE DOCTORS OF KEYSTONE | | 44 | 9 | 17% | 53 |
| PHYSICIANS PRIMARY CARE LAB | | 38 | 15 | 28% | 53 |
| MIAMI BEACH COMMUNITY HEALTH CENTER | | | 53 | 100% | 53 |
| ASCENSION SACRED HEART BAY LABORATORY | | 49 | 3 | 6% | 52 |
| ADVENT HEALTH | | 49 | 3 | 6% | 52 |
| DOCTORS MEMORIAL HOSPITAL | | 21 | 31 | 60% | 52 |
| DBI HEALTH INC | | 50 | 2 | 4% | 52 |
| FAST TRACK URGENT CARE CENTER - WESLEY CHAPEL | | | 52 | 100% | 52 |
| HEARTLAND PEDIATRICS OF LAKE WALES | | 48 | 4 | 8% | 52 |
| KORGENE LAB | | 18 | 34 | 65% | 52 |

COVID-19: testing by laboratory

Data through Nov 29, 2020 verified as of Nov 30, 2020 at 09:25 AM

Data in this report are provisional and subject to change.

The numbers in the table below represent the number of Florida and non-Florida residents for whom test results were received by the Department of Health. A person can be tested by more than one laboratory and can have both positive and negative results. **Therefore, the sum of the numbers in each column will be larger than the total number of people tested.**

| Reporting lab | Inconclusive | Negative | Positive | Percent positive | Total |
|--|--------------|----------|----------|------------------|-------|
| NEW YORK CITY DEPARTMENT OF HEALTH & MENTAL | | 48 | 4 | 8% | 52 |
| PHYSICIAN PARTNERS PERRY | | 34 | 18 | 35% | 52 |
| MD LABS | | 30 | 22 | 42% | 52 |
| CENTRA CARE - CONWAY | | 20 | 32 | 62% | 52 |
| PARKSIDE INN | | 52 | | | 52 |
| LAKESIDE NEUROLOGIC | | 47 | 4 | 8% | 51 |
| SERANADES BY SONATA WEST ORANGE | | 48 | 3 | 6% | 51 |
| WASHINGTON REHABILITATION AND NURSING CENTER | | 51 | | | 51 |
| DR G'S URGENT CARE | | 45 | 6 | 12% | 51 |
| GENPATH | | | 51 | 100% | 51 |
| WIREGRASS DIRECT PRIMARY CARE PLLC□ | | 45 | 6 | 12% | 51 |
| NXGEN MDX | | 19 | 31 | 62% | 50 |
| MOBILE PHYSICIAN SERVICES INC | | 50 | | | 50 |
| DOUGLAS T JACOBSON STATE VETERANS HOME | | 50 | | | 50 |
| TUSCAN GARDENS OF PALM COAST | | 49 | 1 | 2% | 50 |
| GATEWAY CARE CENTER | | 50 | | | 50 |
| USF HEALTH MORSANI CENTER | | 5 | 45 | 90% | 50 |
| BAY TREE CARE AND REHABILITATION CENTER | | 50 | | | 50 |
| LASER & SURGERY CENTER OF THE PALM BEACHES□ | | 50 | | | 50 |
| SUNCOAST OPTIMAL WELLNESS | | 4 | 45 | 92% | 49 |
| MIAMI SHORES NURSING & REHAB | | 49 | | | 49 |
| DAIRY ROAD URGENT CARE | | 22 | 27 | 55% | 49 |
| EMBRY RIDDLE AERONAUTICAL UNIVERSITY HEALTH SERVICES | | | 49 | 100% | 49 |
| GV NAPLES OPCO, LLC | | 49 | | | 49 |
| LUIS A GHIGLINO MD PA | | 49 | | | 49 |
| USF | | 1 | 48 | 98% | 49 |
| EAGLES WATCH CLUSTER | | 40 | 9 | 18% | 49 |
| AFC URGENT CARE FAMILY CARE | | | 49 | 100% | 49 |
| GULFVIEW MEDICAL INSTITUTE | | 49 | | | 49 |
| CSL PLASMA | | 18 | 31 | 63% | 49 |
| SOLARIS SENIOR LIVING NORTH NAPLES | | 48 | 1 | 2% | 49 |
| AMERICA'S PHARMACY LLC | | 43 | 5 | 10% | 48 |
| GOLD CHOICE SENIOR COMMUNITIES | | 30 | 18 | 38% | 48 |
| BAY CENTER HURRICANE SHELTER | | 48 | | | 48 |
| NITE LITE PEDIATRICS - PORT ST. LUCIE | | 42 | 6 | 13% | 48 |
| BIODESIX, INC. | | 39 | 9 | 19% | 48 |
| AFC PHYSICIANS OF FLORIDA | | 37 | 11 | 23% | 48 |
| PALMS MEDICAL GROUP HIGH SPRINGS | | 42 | 6 | 13% | 48 |
| BIOIQ | | | 48 | 100% | 48 |
| LOOP PEDIATRICS PA | | 46 | 2 | 4% | 48 |
| SNH BRFL TENANT LLC | | 47 | | | 47 |
| CENTERSTONE OF FLORIDA□ | | 44 | 3 | 6% | 47 |
| INTERLAB | | 1 | 46 | 98% | 47 |
| EAST LAKE PEDIATRICS PA | | 44 | 3 | 6% | 47 |
| MEDFAST URGENT CARE CENTERS LLC | | | 47 | 100% | 47 |
| ALLIANCE PEDIATRICS | | 24 | 23 | 49% | 47 |
| ATRIUM AT LIBERTY PARK□ | | 46 | 1 | 2% | 47 |

COVID-19: testing by laboratory

Data through Nov 29, 2020 verified as of Nov 30, 2020 at 09:25 AM

Data in this report are provisional and subject to change.

The numbers in the table below represent the number of Florida and non-Florida residents for whom test results were received by the Department of Health. A person can be tested by more than one laboratory and can have both positive and negative results. **Therefore, the sum of the numbers in each column will be larger than the total number of people tested.**

| Reporting lab | Inconclusive | Negative | Positive | Percent positive | Total |
|---|--------------|----------|----------|------------------|-------|
| ADVENT HEALTH CENTRA CARE - EAST ORLANDO | | 20 | 26 | 57% | 46 |
| TRINITY AL SENIOR HOUSING LLC | | 44 | 2 | 4% | 46 |
| H LEE MOFFITT CANCER CENTER MICRO | | 46 | | | 46 |
| ST. CLOUD MEDICAL GROUP | | 46 | | | 46 |
| ADVENT HEALTH - PALM COAST | | | 46 | 100% | 46 |
| VETERANS AFFAIRS MEDICAL CENTER - GULF COAST | | 27 | 19 | 41% | 46 |
| EAST MANATEE FAMILY | 1 | 1 | 44 | 96% | 46 |
| MED EXPRESS | | 1 | 45 | 98% | 46 |
| PREMIER PLACE HEALTHCARE AT THE GLENVIEW | | 46 | | | 46 |
| SOFT CELL LABORATORIES | | 44 | 2 | 4% | 46 |
| MD 365 MEDICAL CARE PLLC | | 46 | | | 46 |
| WILSON MEMORIAL REGIONAL MEDICAL CENTER | | 45 | 1 | 2% | 46 |
| NO FLORIDA PEDIATRICS, PA | | 44 | 1 | 2% | 45 |
| CHILDREN'S HOSPITAL OF ALABAMA | | 44 | 1 | 2% | 45 |
| ADVENTHEALTH MEDICAL GROUP FAMILY MEDICINE AT | | 38 | 7 | 16% | 45 |
| ST FRANCIS HOSPITAL | | 39 | 6 | 13% | 45 |
| HUNTINGTON HOSPITAL LABORATORY | | 44 | 1 | 2% | 45 |
| PRIMARY CARE SOUTH INC | | | 45 | 100% | 45 |
| SOUTHPORT SQUARE HARBOUR HEALTH | | 45 | | | 45 |
| URGENT CARE TCMA | | | 45 | 100% | 45 |
| QUEENS HOSPITAL CENTER | | 44 | 1 | 2% | 45 |
| Cypress Cove Care Center | | 10 | 35 | 78% | 45 |
| UNIVERSITY OF CENTRAL FLORIDA HEALTH SERVICES | | 45 | | | 45 |
| POINTE, THE | | 44 | 1 | 2% | 45 |
| NORTH SHORE UNIVERSITY HOSPITAL LABORATORY | | 42 | 3 | 7% | 45 |
| 24/7 PEDIATRIC CARE CENTERS INC | | 43 | 2 | 4% | 45 |
| PEDIATRICS OF CENTRAL FLORIDA – SAINT CLOUD | 2 | 40 | 2 | 5% | 44 |
| SUN COUNTRY PEDIATRICS PLLC | 1 | 40 | 3 | 7% | 44 |
| MOOSEHAVEN LIFE CARE CENTER | | 44 | | | 44 |
| BROAD INSTITUTE CLINICAL SEQUENCING RESEARCH PLATFORM | 1 | 39 | 4 | 9% | 44 |
| VISITING PHYSICIANS ASSOCIATION | | 40 | 4 | 9% | 44 |
| SPRING HILL HEALTH AND REHABILITATION CENTER | | 33 | 11 | 25% | 44 |
| ALLIANCE OF PHYSICIANS AGAINST COVID-19 | | | 44 | 100% | 44 |
| ADVENT HEALTH - LAKE MARY | | 35 | 8 | 19% | 43 |
| GENEDX | | 32 | 11 | 26% | 43 |
| SANDY RIDGE CENTER FOR REHABILITATION AND HEALING | | 42 | 1 | 2% | 43 |
| VILLAGE PLACE NH LLC | | 30 | 13 | 30% | 43 |
| BRANCH MEDICAL CLINIC | | | 43 | 100% | 43 |
| HEALTH FIRST - CAPE CANAVERAL HOSPITAL | | | 42 | 100% | 42 |
| QUOTIENT SCIENCES | | | 42 | 100% | 42 |
| ARCPOINTS LABS | | 37 | 5 | 12% | 42 |
| ASCENSION MEDICAL GROUP | | | 42 | 100% | 42 |
| ALLEGRO | | 42 | | | 42 |
| FHMG LAKE MARY PEDS | | 39 | 3 | 7% | 42 |
| SUNY UPSTATE MEDICAL UNIVERSITY | | 38 | 4 | 10% | 42 |
| LENOX HILL HOSPITAL | | 38 | 4 | 10% | 42 |
| HOBDAIRI FAMILY HEALTH LLC | | 30 | 12 | 29% | 42 |

COVID-19: testing by laboratory

Data through Nov 29, 2020 verified as of Nov 30, 2020 at 09:25 AM

Data in this report are provisional and subject to change.

The numbers in the table below represent the number of Florida and non-Florida residents for whom test results were received by the Department of Health. A person can be tested by more than one laboratory and can have both positive and negative results. **Therefore, the sum of the numbers in each column will be larger than the total number of people tested.**

| Reporting lab | Inconclusive | Negative | Positive | Percent positive | Total |
|---|--------------|----------|----------|------------------|-------|
| MEMORY CARE OF NAPLES | | 41 | | | 41 |
| FLAGLER COUNTY HEALTH DEPARTMENT | | 37 | 4 | 10% | 41 |
| TROY REGIONAL MEDICAL CENTER | | 33 | 8 | 20% | 41 |
| ADVENT HEALTH - MOUNT DORA | | 6 | 35 | 85% | 41 |
| PEDIATRICS OF CENTRAL FLORIDA KISSI | | 33 | 8 | 20% | 41 |
| MIDWAY PRIMARY CARE, LLC | | 41 | | | 41 |
| FLORIDA HOSPITAL NEW SMYRNA | | 4 | 37 | 90% | 41 |
| ST CLOUD REGIONAL MEDICAL CENTER CLINICAL LAB | | 21 | 20 | 49% | 41 |
| PRIDE DIAGNOSTICS | | 24 | 16 | 40% | 40 |
| ORLANDO HEALTH AND REHAB CENTER | | 5 | 35 | 88% | 40 |
| Concordia Village of Tampa AL | | 40 | | | 40 |
| CHILDRENS MEDICAL ASSOCIATION | | 32 | 8 | 20% | 40 |
| SOLARIS HEALTHCARE LAKE BENNET | | 35 | 5 | 13% | 40 |
| CLEVELAND CLINIC FOUNDATION | | 11 | 29 | 73% | 40 |
| ARBOR TRAIL | | 39 | 1 | 3% | 40 |
| Heartland Healthcare of Ft. Myers | | 40 | | | 40 |
| DAYSPRING SENIOR LIVING LLC | | 40 | | | 40 |
| ADVENT HEALTH - LAKE NONA | | 35 | 5 | 13% | 40 |
| KENDALL REGIONAL MEDICAL CENTER LAB | 3 | | 36 | 92% | 39 |
| ARBOR GLEN AT ARBOR TRACE | | 39 | | | 39 |
| CHILDREN MED CARE INC | | 37 | 2 | 5% | 39 |
| BAPTIST MEDICAL CENTER SOUTH | | 29 | 10 | 26% | 39 |
| NORTH FLORIDA PEDIATRICS PA - DUVAL | | 38 | 1 | 3% | 39 |
| CRONOS CLINICAL LABORATORY | | 38 | 1 | 3% | 39 |
| RDX BIOSCIENCE | | | 39 | 100% | 39 |
| CLINICAL RESEARCH SEQUENCING PLATFORM | | 8 | 31 | 79% | 39 |
| PEDIATRIC CARE CENTER- JACKSONVILLE BEACH | | 11 | 28 | 72% | 39 |
| Solaris HealthCare Windermere | | 37 | 2 | 5% | 39 |
| MEDEXPRESS URGENT CARE - GOLDEN GATE | | 3 | 35 | 92% | 38 |
| INDIGO MANOR | | 12 | 26 | 68% | 38 |
| VITAS HEALTHCARE CORP OF CENTRAL FL | | 38 | | | 38 |
| BAY COUNTY JAIL ANNEX | | 33 | 5 | 13% | 38 |
| LECONTE MEDICAL CENTER LAB | | 29 | 9 | 24% | 38 |
| Cross Landings Health and Rehabilitation | | 38 | | | 38 |
| RAINBOW PEDIATRICS PC LLC / BREAKFAST POINT | | 38 | | | 38 |
| Courtyards of Orlando Care Center | | 38 | | | 38 |
| CAPITAL REGIONAL MEDICAL CENTER | | 2 | 36 | 95% | 38 |
| FIRST CHOICE URGENT CARE | | 10 | 28 | 74% | 38 |
| POPLAR HEALTHCARE PLLC | 1 | 11 | 26 | 68% | 38 |
| HOMWOOD RESIDENCE AT FREEDOM PLAZA | | 37 | 1 | 3% | 38 |
| WINTER GARDEN REHAB AND NURSING CENTER | | 38 | | | 38 |
| TGH URGENT CARE – SEMINOLE | | | 38 | 100% | 38 |
| EAST NEW YORK DIAGNOSTIC AND TREATMENT | | 36 | 2 | 5% | 38 |
| SMA LAB | | 6 | 32 | 84% | 38 |
| PONCE THERAPY CARE CENTER | | 33 | 4 | 11% | 37 |
| BRONX LEBANON HOSPITAL-MEDICAL CENTER | | 36 | 1 | 3% | 37 |
| ONE MILO | | 37 | | | 37 |

COVID-19: testing by laboratory

Data through Nov 29, 2020 verified as of Nov 30, 2020 at 09:25 AM

Data in this report are provisional and subject to change.

The numbers in the table below represent the number of Florida and non-Florida residents for whom test results were received by the Department of Health. A person can be tested by more than one laboratory and can have both positive and negative results. **Therefore, the sum of the numbers in each column will be larger than the total number of people tested.**

| Reporting lab | Inconclusive | Negative | Positive | Percent positive | Total |
|---|--------------|----------|----------|------------------|-------|
| PRECISION HEALTH SOLUTIONS LAB | | 9 | 28 | 76% | 37 |
| UNIVERSITY OF ALABAMA | | 34 | 3 | 8% | 37 |
| BOULEVARD REHABILITATION CENTER | | 24 | 13 | 35% | 37 |
| HARBORCHASE OF VERO BEACH | | 34 | 3 | 8% | 37 |
| PALMS EDGE | | 37 | | | 37 |
| WINDSOR OAKS | | 37 | | | 37 |
| RITECARE MED CTR H | | | 36 | 100% | 36 |
| AFC URGENT CARE CLEARWATER | | 5 | 31 | 86% | 36 |
| WESLEY HAVEN VILLA | | 36 | | | 36 |
| FLORIDA MEDICAL CLINIC PA | | 34 | 2 | 6% | 36 |
| SOUTHEAST ALABAMA MEDICAL CENTER | | | 36 | 100% | 36 |
| MOLECULAR TESTING LABS | | 3 | 33 | 92% | 36 |
| Crystal Health & Rehab Center | | 36 | | | 36 |
| NEW YORK PRESBYTERIAN - QUEENS DIAGNOSTIC | | 35 | 1 | 3% | 36 |
| FAMILY EXTENDED CARE OF WINTER HAVEN | | 36 | | | 36 |
| CRUCIAL CARE EMERGENCY MEDICINE DOCTORS | | 30 | 6 | 17% | 36 |
| BVL/LITTLE ANGEL PEDIATRICS | | 36 | | | 36 |
| BioReference Laboratories, Inc | | 6 | 30 | 83% | 36 |
| ADVENT HEALTH - FISH MEMORIAL | | 2 | 33 | 94% | 35 |
| IRL | | 4 | 31 | 89% | 35 |
| J FRANK AVEY MD | | 25 | 10 | 29% | 35 |
| LAKELAND REGIONAL HEALTH LAKE MIRIAM | | 3 | 32 | 91% | 35 |
| MEDICAL CENTER CLINIC-IMMEDIATE CARE | | 32 | 3 | 9% | 35 |
| DAYSPRING SENIOR LIVING | | 35 | | | 35 |
| FHMG_CTR FOR SENIOR HEALTH | | 30 | 5 | 14% | 35 |
| MICRO PATH LABORATORIES INC | | 35 | | | 35 |
| P23 LABS | | 35 | | | 35 |
| BAYSHORE PATHOLOGY | | 34 | 1 | 3% | 35 |
| BORLAND GROOVER CLINIC | 1 | 27 | 7 | 20% | 35 |
| REGENTS PARK OF BOCA RATON | | 34 | 1 | 3% | 35 |
| CENTRA CARE – APOPKA | | | 35 | 100% | 35 |
| Guardian Care Nursing and Rehabilitation Center | | 35 | | | 35 |
| CRAIG BERGER MD PL D/B/A BAY AREA EYE INSTITUTE | | 35 | | | 35 |
| ADVANCED AMBULATORY SURGERY CENTER | | 35 | | | 35 |
| NEXT MOLECULAR ANALYTICS | | 5 | 30 | 86% | 35 |
| IQBAL A FARUQUI MD | | 28 | 7 | 20% | 35 |
| ROCHESTER GENERAL HOSPITAL LABORATORY | | 34 | 1 | 3% | 35 |
| PROMPT CARE OF CENTRAL FLORIDA | | | 34 | 100% | 34 |
| A COUNTRY PLACE ASSISTED LIVING FACILITY | | 34 | | | 34 |
| Q ANSWER LAB | 1 | 6 | 27 | 79% | 34 |
| ALTAMONTE PEDIATRIC ASSOCIATES | | 30 | 4 | 12% | 34 |
| WASHINGTON HEIGHTS NYC LAB | | 33 | 1 | 3% | 34 |
| Solaris Senior Living North Naples ALF | | 31 | 3 | 9% | 34 |
| PALMETTO FAMILY HEALTHCARE | | 8 | 26 | 76% | 34 |
| ADVENT HEALTH CENTRA CARE - HUNTERS CREEK | | 2 | 32 | 94% | 34 |
| DOH-WEST PALM BEACH BRANCH LABORATORY | | 2 | 32 | 94% | 34 |
| EXPERTUS LABORATORIES INC | | 13 | 21 | 62% | 34 |

COVID-19: testing by laboratory

Data through Nov 29, 2020 verified as of Nov 30, 2020 at 09:25 AM

Data in this report are provisional and subject to change.

The numbers in the table below represent the number of Florida and non-Florida residents for whom test results were received by the Department of Health. A person can be tested by more than one laboratory and can have both positive and negative results. **Therefore, the sum of the numbers in each column will be larger than the total number of people tested.**

| Reporting lab | Inconclusive | Negative | Positive | Percent positive | Total |
|--|--------------|----------|----------|------------------|-------|
| ACCURATE DIAGNOSTIC LAB | | 32 | 1 | 3% | 33 |
| PINNACLES PEDS CARE PA | | 33 | | | 33 |
| ORLANDO HEALTH CENTER FOR REHABILITATION | | 33 | | | 33 |
| PEDIATRICS IN BREVARD PA | | 26 | 7 | 21% | 33 |
| READY RESPONDERS FLORIDA, PLLC | | 30 | 3 | 9% | 33 |
| AYERS NURSING AND REHABILITATION CENTER | | 33 | | | 33 |
| SARATOGA HOSPITAL LABORATORY | | 31 | 2 | 6% | 33 |
| AHSE ROP | | 32 | 1 | 3% | 33 |
| HEALTH PARK CARE CENTER | | 33 | | | 33 |
| BOND CLINIC | | 3 | 30 | 91% | 33 |
| LOURDES HOSPITAL INC | | 30 | 2 | 6% | 32 |
| WESTMINSTER ST AUGUSTINE | | 32 | | | 32 |
| BENTON HOUSE OF ST. JOHNS | | 32 | | | 32 |
| STEINHATCHEE FAMILY MEDICAL CENTER☐ | | 28 | 4 | 13% | 32 |
| ST. MARYS MEDICAL CENTER | | 1 | 31 | 97% | 32 |
| ATLANTIC URGENT CARE | | 16 | 16 | 50% | 32 |
| RASHDA ALBIBI M.D. P.A. | | 30 | 2 | 6% | 32 |
| HOLZER HEALTH CENTER | | | 32 | 100% | 32 |
| ST AUGUSTINE PEDIATRIC ASSOC | | 30 | 2 | 6% | 32 |
| JUPITER MEDICAL CENTER URGENT CARE | | | 32 | 100% | 32 |
| S-H THIRTY-FIVE OPCO- PORT ST LUCIE, LLC | 1 | 31 | | | 32 |
| LABCORP RTP | | 13 | 19 | 59% | 32 |
| EXPRESS URGENT CARE LLC | | 1 | 30 | 97% | 31 |
| VILLA MARIA WEST SKILLED NURSING FACILITY | | 31 | | | 31 |
| MOLECULAR DIAGNOSTICS | | 1 | 30 | 97% | 31 |
| GRAND OAKS OF JENSEN BEACH LLC☐ | | 31 | | | 31 |
| PRMG - EAST NAPLES | | 23 | 8 | 26% | 31 |
| DISCOVERY COMMONS AT BRADENTON | | 31 | | | 31 |
| DOH | | 17 | 14 | 45% | 31 |
| PHYSICIAN ASSOCIATES LLC | | 26 | 5 | 16% | 31 |
| FLORIDA HEALTH CARE | | 4 | 27 | 87% | 31 |
| AMEERAH LABS | | | 30 | 100% | 30 |
| PATRIOT MEDICAL LABORATORIES | | 29 | 1 | 3% | 30 |
| PHOSPHORUS DIAGNOSTICS | | 27 | 3 | 10% | 30 |
| BAYFRONT MEDICAL | | 23 | 7 | 23% | 30 |
| CEDAR CREEK AT KINGS BAY INC | | 30 | | | 30 |
| REGENCY PARK ASSISTED LIVING FACILITY | | 29 | 1 | 3% | 30 |
| FOUNTAIN INN NURSING & REHABILITATION CTR, INC | | 30 | | | 30 |
| TGH URGENT CARE – TYRONE | | 1 | 29 | 97% | 30 |
| BIOFIRE | | 7 | 23 | 77% | 30 |
| CHIPOLA MEDICAL ASSOCIATES, LLC | | 20 | 10 | 33% | 30 |
| PALM BAY URGENT CARE | | 5 | 25 | 83% | 30 |
| BOND CLINIC PA | | 2 | 28 | 93% | 30 |
| HERITAGE WATERSIDE | | 27 | 3 | 10% | 30 |
| MINUTECLINIC DIAGNOSTIC OF RHODE ISLAND, LLC #1544 | | 28 | 1 | 3% | 29 |
| FLORIDA HOSPITAL | | 21 | 8 | 28% | 29 |
| CHILDRENS MEDICAL ASSOCIATION PA | | 19 | 10 | 34% | 29 |

COVID-19: testing by laboratory

Data through Nov 29, 2020 verified as of Nov 30, 2020 at 09:25 AM

Data in this report are provisional and subject to change.

The numbers in the table below represent the number of Florida and non-Florida residents for whom test results were received by the Department of Health. A person can be tested by more than one laboratory and can have both positive and negative results. **Therefore, the sum of the numbers in each column will be larger than the total number of people tested.**

| Reporting lab | Inconclusive | Negative | Positive | Percent positive | Total |
|--|--------------|----------|----------|------------------|-------|
| CORAL GABLES NURSING & REHABILITATION CENTER | | 24 | 5 | 17% | 29 |
| MID FLORIDA PATHOLOGY LLC MOBILE UNIT #4 | | 18 | 11 | 38% | 29 |
| P4CLINICAL | 3 | 2 | 24 | 83% | 29 |
| WELL HEALTH WORKS | | 28 | 1 | 3% | 29 |
| PEDIATRIC SPECIALISTS MEDICAL GROUP☐ | 1 | 27 | 1 | 3% | 29 |
| PLYMOUTH HOME FOR ADULTS, INC. | 7 | 21 | 1 | 3% | 29 |
| LabCorp L#09258130 M#09258125 | | 12 | 17 | 59% | 29 |
| WESTWOOD NURSING AND REHABILITATION | | 28 | 1 | 3% | 29 |
| WUESTHOFF MEMORIAL HOSPITAL | | | 29 | 100% | 29 |
| REDI-MED WALK-IN FAMILY CARE | | | 29 | 100% | 29 |
| PATRICK AIR FORCE BASE | | 1 | 28 | 97% | 29 |
| AVON PARK PEDIATRICS INC | | 27 | 2 | 7% | 29 |
| NEOGENOMICS LABORATORIES INC | | 29 | | | 29 |
| The Grove Health and Rehabilitation | | 18 | 11 | 38% | 29 |
| ADVENTIST HEALTH SYSTEM FLORIDA | | 23 | 6 | 21% | 29 |
| FLORIDA DEPARTMENT OF HEALTH CLAY COUNTY | | 1 | 27 | 96% | 28 |
| BAY EDUCATORS WELLNESS CENTER | | 16 | 12 | 43% | 28 |
| ROSECASTLE OF ZEPHRHILLS | | 26 | 2 | 7% | 28 |
| BALMORAL TENANT SERVICES INC | | 28 | | | 28 |
| ISLAND URGENT CARE PLLC DBA AFC URGENT CARE | | 27 | 1 | 4% | 28 |
| COLLIER HMA PHYSICIAN MANAGEMENT LLC | | 23 | 5 | 18% | 28 |
| PALM GARDEN OF JACKSONVILLE | | 27 | 1 | 4% | 28 |
| SANFORD MOBILE LAB PGA TOUR | | 27 | 1 | 4% | 28 |
| ESCAMBIA COUNTY JAIL | | 16 | 12 | 43% | 28 |
| QHC UPSTATE MEDICAL PC | | 24 | 4 | 14% | 28 |
| HENDRY REGIONAL MEDICAL CENTER CLINICAL LABORATORY | | 27 | 1 | 4% | 28 |
| STUART URGENT CARE | | | 28 | 100% | 28 |
| BIG BOCA SMILES LLC☐ | | 27 | 1 | 4% | 28 |
| UNIV OF ROCHESTER-STRONG MEMORIAL HOSP | | 27 | 1 | 4% | 28 |
| NAPLES PEDIATRICS INC☐ | | 27 | 1 | 4% | 28 |
| ADVENT HEALTH - LAKE WALES | | 20 | 8 | 29% | 28 |
| ECOLAB GROUP | | 4 | 24 | 86% | 28 |
| LONGLEAF DIAGNOSTIC LABORATORIES | | 3 | 25 | 89% | 28 |
| ADVENT HEALTH - ALTAMONTE SPRINGS | | 23 | 5 | 18% | 28 |
| PALM RIVER COMMUNITY HEALTH CENTER | | 24 | 4 | 14% | 28 |
| TRADITIONAL HOME CARE INC | | 28 | | | 28 |
| MEDICAL CONSULTANTS OF FLORIDA LLC | | 27 | 1 | 4% | 28 |
| VETERANS HOME | | | 28 | 100% | 28 |
| IPSUM DIAGNOSTICS | | | 28 | 100% | 28 |
| NATURE COAST MEDICAL GROUP | | 23 | 5 | 18% | 28 |
| QUICK CARE MED | | 21 | 7 | 25% | 28 |
| ELLENTON PEDIATRICS PA | | 25 | 3 | 11% | 28 |
| JACKSONVILLE UNIVERSITY | | 25 | 2 | 7% | 27 |
| UCLA HEALTHCARE CLINICAL LABS | | 23 | 4 | 15% | 27 |
| GRAND ST PAUL CVS | | 27 | | | 27 |
| COOPER FAMILY MEDICAL, PLLC | | 22 | 5 | 19% | 27 |
| OAKTREE HEALTHCARE | | | 27 | 100% | 27 |

COVID-19: testing by laboratory

Data through Nov 29, 2020 verified as of Nov 30, 2020 at 09:25 AM

Data in this report are provisional and subject to change.

The numbers in the table below represent the number of Florida and non-Florida residents for whom test results were received by the Department of Health. A person can be tested by more than one laboratory and can have both positive and negative results. **Therefore, the sum of the numbers in each column will be larger than the total number of people tested.**

| Reporting lab | Inconclusive | Negative | Positive | Percent positive | Total |
|---|--------------|----------|----------|------------------|-------|
| CDC | | 17 | 10 | 37% | 27 |
| PERSONAL PEDIATRICS | | 25 | 2 | 7% | 27 |
| COLOR GENOMICS, INC. | | 25 | 2 | 7% | 27 |
| PECONIC BAY MEDICAL CENTER LABORATORY | | 23 | 4 | 15% | 27 |
| GENEIQ | | 25 | 2 | 7% | 27 |
| SUNCOAST LABS | | | 27 | 100% | 27 |
| JACKSON HEALTH SYSTEM | | 1 | 26 | 96% | 27 |
| BENTON HOUSE OF ST JOHNS | | 27 | | | 27 |
| BAY VUE NURSING AND REHABILITATION CENTER | | 26 | | | 26 |
| ROCKLEDGE REGIONAL MEDICAL CENTER | | 18 | 8 | 31% | 26 |
| FAST TRACK URGENT CARE CENTER - SEMINOLE | | | 26 | 100% | 26 |
| MIRACLE HILL NURSING & REHABILITATION CENTER INC | | 24 | 2 | 8% | 26 |
| MONCRIEF ARMY HEALTH CLINIC | | | 26 | 100% | 26 |
| HALIFAX MEDICAL CENTER-PORT ORANGE LAB | | 21 | 5 | 19% | 26 |
| THE MINIER URGENT CARE | | 20 | 6 | 23% | 26 |
| COMPREHENSIVE CHILDCARE | | 20 | 6 | 23% | 26 |
| WHITE WILSON MEDICAL IMMEDIATE CARE NICEVILLE | | | 26 | 100% | 26 |
| SANTA BARBARA CARE CENTER | | 16 | 10 | 38% | 26 |
| CENTRAL FLORIDA HEALTHCARE GROUP LLC | | 25 | 1 | 4% | 26 |
| GOOD SAMARITAN CENTER | | 26 | | | 26 |
| LOOP PEDIATRICS | | 22 | 4 | 15% | 26 |
| CENTURY CENTER FOR REHABILITATION & HEALING | | 16 | 10 | 38% | 26 |
| PEDIATRICS BY THE SEA | | 26 | | | 26 |
| CANOPY ON BERRYHILL, THE | | 26 | | | 26 |
| ADVENT HEALTH CENTRA CARE - SAND LAKE | | 2 | 24 | 92% | 26 |
| HEALTH FIRST - VIERA HOSPITAL | | 1 | 25 | 96% | 26 |
| CONNECTICUT DEPARTMENT OF HEALTH | | 22 | 3 | 12% | 25 |
| URGENT CARE & WELLNESS CENTER | | 3 | 22 | 88% | 25 |
| FLORIDA DEPARTMENT OF HEALTH IN POLK COUNTY | | 25 | | | 25 |
| PENSACOLA DEVELOPMENTAL CENTER | | 9 | 16 | 64% | 25 |
| MINNESOTA TWINS | | 25 | | | 25 |
| IMA MEDICAL GROUP POINCIANA | | 11 | 14 | 56% | 25 |
| WESTWOOD HEALTHCARE SNF | | 25 | | | 25 |
| TGH URGENT CARE POWERED BY FAST TRACK | | | 25 | 100% | 25 |
| SANITAS | | 4 | 21 | 84% | 25 |
| CATHOLIC HEALTH SERVICES REGIONAL LAB | | 21 | 4 | 16% | 25 |
| FAMILY EXTENDED CARE OF CENTRAL TAMPA | | 25 | | | 25 |
| REDI MED LLC | | | 25 | 100% | 25 |
| ADVENT HEALTH CENTRA CARE - LAKE BUTLER BOULEVARD | | | 25 | 100% | 25 |
| CHARTER SENIOR LIVING OF PANAMA CITY BEACH | | 18 | 7 | 28% | 25 |
| MAINSTREET FAMILY URGENT CARE | | 1 | 24 | 96% | 25 |
| ST. CLOUD HOSPITAL | | 20 | 5 | 20% | 25 |
| NORTHWELL HEALTH PLAINVIEW HOSPITAL LABORATORY | | 22 | 3 | 12% | 25 |
| MEDEXPRESS URGENT CARE CORAL SPRINGS | | | 25 | 100% | 25 |
| SONNIS PEDIATRICS PA | | 25 | | | 25 |
| NO FLORIDA PEDIATRICS, PA - BRADFORD | | 23 | 2 | 8% | 25 |
| ManorCare Health Services-Palm Harbor | | 25 | | | 25 |

COVID-19: testing by laboratory

Data through Nov 29, 2020 verified as of Nov 30, 2020 at 09:25 AM

Data in this report are provisional and subject to change.

The numbers in the table below represent the number of Florida and non-Florida residents for whom test results were received by the Department of Health. A person can be tested by more than one laboratory and can have both positive and negative results. **Therefore, the sum of the numbers in each column will be larger than the total number of people tested.**

| Reporting lab | Inconclusive | Negative | Positive | Percent positive | Total |
|---|--------------|----------|----------|------------------|-------|
| AFC URGENT CARE | | 8 | 17 | 68% | 25 |
| US MEDICAL CARE, INC | | 21 | 3 | 13% | 24 |
| GRACE PEDIATRICS | | 18 | 6 | 25% | 24 |
| MADWAR | | 19 | 5 | 21% | 24 |
| University Hills health and Rehabilitation | | 15 | 9 | 38% | 24 |
| LABORATORY DYNAMICS | | 20 | 4 | 17% | 24 |
| DB MD | | 21 | 3 | 13% | 24 |
| AMERICAN HOUSE-BONITA SPRINGS | | 24 | | | 24 |
| UNIPATH | | 17 | 7 | 29% | 24 |
| MED ONE AT SAINT AUGUSTINE | | 20 | 4 | 17% | 24 |
| METRO KNOXVILLE HMA | | 20 | 4 | 17% | 24 |
| CDR MAGUIRE - MIAMI BEACH CC MISSION 17388 | | 2 | 22 | 92% | 24 |
| FAMILY CARE PARTNERS | | 14 | 10 | 42% | 24 |
| TRUGENX | | 1 | 23 | 96% | 24 |
| WESTMINSTER WOODS ON JULINGTON CREEK | | 22 | 2 | 8% | 24 |
| ROSECASTLE OF CITRUS | | 24 | | | 24 |
| COURTYARDS OF ORLANDO | | 24 | | | 24 |
| Holistic Pediatrics Group LLC | | 22 | 2 | 8% | 24 |
| AVENTIS BIO-SERVICES CTL | | 24 | | | 24 |
| WELLNOW URGENT CARE | | 23 | 1 | 4% | 24 |
| HUNT CLUB PEDIATRIC ASSOCIATES PA | | 22 | 1 | 4% | 23 |
| HR SARASOTA OPERATOR LLC | | 17 | 6 | 26% | 23 |
| MINUTE CLINIC INCORPORATE | | 19 | 4 | 17% | 23 |
| WAVE CREST HEALTH AND REHABILITATION CENTER | | 23 | | | 23 |
| THE TERRACE OF JACKSONVILLE | | 3 | 20 | 87% | 23 |
| SOLARIS HEALTHCARE MERRITT ISLAND | | 19 | 4 | 17% | 23 |
| SERENADES IN THE VILLAGES | | 22 | 1 | 4% | 23 |
| CENTRA CARE - LAKE NONA | | 3 | 20 | 87% | 23 |
| NEW SMYRNA BEACH URGENT CARE | | | 23 | 100% | 23 |
| VILLAGE ON THE ISLE | | 21 | 2 | 9% | 23 |
| PENNSYLVANIA DEPT OF HEALTH | | 19 | 4 | 17% | 23 |
| SENIOR HEALTH OF WINTER PARK DUNDEE | | 23 | | | 23 |
| PALMS FACILITY INC | | 23 | | | 23 |
| Palms at Ponte Vedra Assisted Livning and Memory Care | | 22 | 1 | 4% | 23 |
| EGL GENETIC DIAGNOSTICS | | 1 | 22 | 96% | 23 |
| PARK WEST MEDICAL CENTER | | 22 | 1 | 4% | 23 |
| life Care Center of Melbourne | | 11 | 12 | 52% | 23 |
| ISLAND COAST PEDIATRICS PA | | 22 | 1 | 4% | 23 |
| NORTH FLORIDA PEDIATRICS | | 22 | 1 | 4% | 23 |
| MARTIN ACQUISITION 1 LLC DBA | | 23 | | | 23 |
| MEDEXPRESS URGENT CARE - CLEWISTON | | | 23 | 100% | 23 |
| EXPRESS CARE OF BELLEVIEW | | 23 | | | 23 |
| MEDLOGIC, LLC | | 3 | 20 | 87% | 23 |
| UF HEALTH NORTH JACKSONVILLE | | | 23 | 100% | 23 |
| STATEN ISLAND UNIVERSITY HOSPITAL-POUCH | | 23 | | | 23 |
| ALL FLORIDA FAMILY AND SPORTS MEDICINE | | 21 | 2 | 9% | 23 |
| Darcy Hall Of Life Care | | 23 | | | 23 |

COVID-19: testing by laboratory

Data through Nov 29, 2020 verified as of Nov 30, 2020 at 09:25 AM

Data in this report are provisional and subject to change.

The numbers in the table below represent the number of Florida and non-Florida residents for whom test results were received by the Department of Health. A person can be tested by more than one laboratory and can have both positive and negative results. **Therefore, the sum of the numbers in each column will be larger than the total number of people tested.**

| Reporting lab | Inconclusive | Negative | Positive | Percent positive | Total |
|--|--------------|----------|----------|------------------|-------|
| UNIVERSITY HILLS HEALTH AND REHABILITATION CENTER | | 18 | 5 | 22% | 23 |
| PENSACOLA PEDIATRICS - PACE | | 16 | 6 | 27% | 22 |
| Peninsula Care and Rehab | | 21 | 1 | 5% | 22 |
| LATE HOURS URGENT CARE | | 9 | 13 | 59% | 22 |
| BAPTIST HEALTH SOUTH FLORIDA - WEST BOCA URGENT CARE | | | 22 | 100% | 22 |
| WORKPLACE SCREENING INTELLIGENCE | | | 22 | 100% | 22 |
| HENNEPIN COUNTY MEDICAL CENTER (HCMC) | | 12 | 10 | 45% | 22 |
| SUNTREE INTERNAL MEDICINE | | 22 | | | 22 |
| PHARMCO RX | | 14 | 8 | 36% | 22 |
| DIACARTA INC. | | 22 | | | 22 |
| MORSELIFE MEMORY CARE RESIDENCE | | 21 | 1 | 5% | 22 |
| MOBILE DIVISION LABORATORY | | 7 | 15 | 68% | 22 |
| WUESTHOFF MEDICAL CENTER-MELBOURNE | | | 22 | 100% | 22 |
| FIRST CHOICE PEDIATRICS LOOP | | 20 | 2 | 9% | 22 |
| FHMG--FLORIDA HOSPITAL MEDICAL GROUP | | 19 | 3 | 14% | 22 |
| FLORIDA PEDIATRICS | | 6 | 16 | 73% | 22 |
| PONTE VEDRA GARDENS | | 22 | | | 22 |
| CARDIOLOGY AND MEDICINE ASSOCIATES | | 18 | 4 | 18% | 22 |
| BROOKDALE UNIVERSITY HOSPITAL | | 21 | 1 | 5% | 22 |
| Sunnyside Nursing Home | | 22 | | | 22 |
| ACTIVE SENIOR LIVING | | 20 | 2 | 9% | 22 |
| MINUTE CLINIC LLC #2216 | | 20 | 1 | 5% | 21 |
| ST. ANNE'S NURSING CENTER & RESIDENCE | | 21 | | | 21 |
| MINUTECLINIC DIAGNOSTIC OF RHODE ISLAND, LLC #212 | | 21 | | | 21 |
| KEY PRIMARY CARE | | | 21 | 100% | 21 |
| ST JUDE CHILDRENS RESEARCH HOSPITAL | | 21 | | | 21 |
| SUNQUEST | | 3 | 18 | 86% | 21 |
| BROWARD HEALTH MEDICAL CENTER CLINICAL LAB | | | 21 | 100% | 21 |
| MADISON COUNTY MEMORIAL HOSP | | 12 | 9 | 43% | 21 |
| QUICK CARE MED LLC | | 20 | 1 | 5% | 21 |
| STATE LAB | | 2 | 19 | 90% | 21 |
| EXCEL PEDIATRICS | | 10 | 11 | 52% | 21 |
| EVERLYWELL | | 14 | 7 | 33% | 21 |
| SPRINGS AT BOCA CIEGA BAY,THE | | 21 | | | 21 |
| PULMONARY SPECIALISTS OF THE PALM BEACHES | | 15 | 6 | 29% | 21 |
| PATHGROUP | | | 21 | 100% | 21 |
| ADVENT HEALTH CENTRA CARE - APOPKA NORTH | | 10 | 11 | 52% | 21 |
| BOCA BIOLISTIC REFERENCE LAB | | | 21 | 100% | 21 |
| MEDICAL CENTER OF DELTONA, INC | | 18 | 3 | 14% | 21 |
| VILLAGE PEDIATRICS LLC | | 17 | 4 | 19% | 21 |
| STEWART MEDICAL GROUP | | | 21 | 100% | 21 |
| CENTRA CARE - SAND LAKE | | | 21 | 100% | 21 |
| SOUTHERN LABORATORY | | 4 | 17 | 81% | 21 |
| NURSES HELPING HANDS INC ALF | | 21 | | | 21 |
| CLINICAL PATHOLOGY LABORATORIES SOUTHEAST | | | 21 | 100% | 21 |
| VASSAR BROTHERS MEDICAL CENTER LABORATORY | | 20 | 1 | 5% | 21 |
| CORAL GABLES HOSPITAL | | | 20 | 100% | 20 |

COVID-19: testing by laboratory

Data through Nov 29, 2020 verified as of Nov 30, 2020 at 09:25 AM

Data in this report are provisional and subject to change.

The numbers in the table below represent the number of Florida and non-Florida residents for whom test results were received by the Department of Health. A person can be tested by more than one laboratory and can have both positive and negative results. **Therefore, the sum of the numbers in each column will be larger than the total number of people tested.**

| Reporting lab | Inconclusive | Negative | Positive | Percent positive | Total |
|--|--------------|----------|----------|------------------|-------|
| WEST VOLUSIA FAMILY AND SPORTS MEDICINE | | 20 | | | 20 |
| Margate Health and Rehabilitation Center | | 19 | 1 | 5% | 20 |
| HEARTLAND HEALTHCARE AND REHAB CENTER | | | 20 | 100% | 20 |
| TAYLORVILLE FAMILY MEDICINE | | 15 | 5 | 25% | 20 |
| ALTERNATIVE LIVING, INC DBA TWIN CITIES PAVILION | | 20 | | | 20 |
| HERITAGE OAKS ASSISTED LIVING & MEMORY CARE | | 16 | 4 | 20% | 20 |
| UPMC CHAUTAUQUA AT WCA LABORATORY | | 19 | 1 | 5% | 20 |
| MONTEFIORE NEW ROCHELLE HOSPITAL | | 19 | 1 | 5% | 20 |
| CL BRUMBACK PRIMARY CARE CLINIC LANTANA | | 2 | 18 | 90% | 20 |
| PORT CHARLOTTE REHABILITATION CENTER | | 18 | 2 | 10% | 20 |
| PALM HARBOR FAMILY PRACTICE & WALK-IN | | 13 | 7 | 35% | 20 |
| TGH MEDICAL GROUP LABORATORY CARROLLWOOD | | | 20 | 100% | 20 |
| AMERICAN HOUSE COCONUT POINT | | 18 | 2 | 10% | 20 |
| AMERICAN FAMILY MEDICAL LLC | | 15 | 5 | 25% | 20 |
| CARENOW - DOWNTOWN NORTH GULCH | | 20 | | | 20 |
| THE CHAPPEL GROUP RESEARCH | | 20 | | | 20 |
| BARRY UNIVERSITY STUDENT HEALTH SERVICES | | 10 | 10 | 50% | 20 |
| LABORATORY ALLIANCE OF CENTRAL NEW YORK | | 19 | 1 | 5% | 20 |
| UNIVERSITY OF NORTH FLORIDA STUDENT HEALTH | | 17 | 3 | 15% | 20 |
| HEALTHY MINORS, LLC. | | 20 | | | 20 |
| URGENT CARE EXPRESS LLC | | | 20 | 100% | 20 |
| WEST ISLIP URGENT CARE | | 20 | | | 20 |
| FLORIDA PEDIATRIC GROUP | | 5 | 15 | 75% | 20 |
| INTERLACHEN PEDIATRICS PA | | 20 | | | 20 |
| LONG ISLAND JEWISH MED CTR | | 19 | 1 | 5% | 20 |
| MEDCOMP SCIENCES | | | 20 | 100% | 20 |
| MEDICAL EXPRESS CORP | | 18 | 2 | 10% | 20 |
| ALZHEIMERS CARE CENTER OF VIERA LTD | | 8 | 12 | 60% | 20 |
| INTERNATIONAL MEDICAL LABORATORY | | 20 | | | 20 |
| INTEGRATED REGIONAL LABORATORIES - LARGO | | | 19 | 100% | 19 |
| HEALTH CENTRAL PARK | | 19 | | | 19 |
| STONE WASH CLINICAL LABORATORIES | | 2 | 17 | 89% | 19 |
| BROOKDALE PALMER RANCH | 1 | 16 | 2 | 11% | 19 |
| ADVENT HEALTH - LAKE MARY PEDIATRICS | | 12 | 7 | 37% | 19 |
| LITTLE NECK URGENT CARE | | 19 | | | 19 |
| FHMG- FLORIDA HOSPITAL MEDICAL GROUP | | 13 | 6 | 32% | 19 |
| UNION MEDICAL CARE | | 19 | | | 19 |
| CENTRAL FLORIDA HEALTH CARE INC | | 2 | 17 | 89% | 19 |
| CENTRA CARE - DR. PHILLIPS | | 1 | 18 | 95% | 19 |
| LAB INTERMARKET FACILITY LAB | | 1 | 18 | 95% | 19 |
| AMA MEDICAL GROUP LLC | | 18 | 1 | 5% | 19 |
| FAMILY CARE PARTNERS OF NORTHEAST FLORIDA LLC | | 3 | 16 | 84% | 19 |
| BAYVIEW MEDICAL | | 19 | | | 19 |
| ARDEN COURTS OF LARGO FL, LLC | | 16 | 3 | 16% | 19 |
| CLINICA HISPANA | | | 19 | 100% | 19 |
| MILLENNIUM PHYSICIAN GROUP LLC | | 18 | 1 | 5% | 19 |
| MED HEALTH SERVICES | | 18 | 1 | 5% | 19 |

COVID-19: testing by laboratory

Data through Nov 29, 2020 verified as of Nov 30, 2020 at 09:25 AM

Data in this report are provisional and subject to change.

The numbers in the table below represent the number of Florida and non-Florida residents for whom test results were received by the Department of Health. A person can be tested by more than one laboratory and can have both positive and negative results. **Therefore, the sum of the numbers in each column will be larger than the total number of people tested.**

| Reporting lab | Inconclusive | Negative | Positive | Percent positive | Total |
|--|--------------|----------|----------|------------------|-------|
| ESOTERIX GENETIC LABORATORIES | | 16 | 3 | 16% | 19 |
| MEDRITE URGENT CARE | | 12 | 7 | 37% | 19 |
| REDITUS LABORATORIES | | | 19 | 100% | 19 |
| TRADITIONAL HOME HEALTH OF PALM BEACH INC | | 19 | | | 19 |
| NIGHT LITE PEDIATRICS CENTER LLC | | 8 | 11 | 58% | 19 |
| INTERCOASTAL MEDICAL GROUP | | | 19 | 100% | 19 |
| BETHUNE-COOKMAN UNIVERSITY | | | 18 | 100% | 18 |
| SEVEN RIVERS REGIONAL MEDICAL CENTER | | 5 | 13 | 72% | 18 |
| ST PETER'S BENDER LABORATORY | | 18 | | | 18 |
| JAMAICA HOSPITAL MEDICAL CENTER | | 18 | | | 18 |
| CROSSWINDS HEALTH AND REHABILITATION CENTER | | 18 | | | 18 |
| MOORINGS PARK OAKSTONE AT GREY OAKS | | 17 | 1 | 6% | 18 |
| MINUTE CLINIC, LLC DBA MINUTECLINIC #4505 | | 17 | 1 | 6% | 18 |
| ZON BEACHSIDE LLC | | 15 | 3 | 17% | 18 |
| TPCA CLINICAL LABORATORIES | | 15 | 3 | 17% | 18 |
| JAMES A HALEY VETERANS HOSPITAL | | | 18 | 100% | 18 |
| PARAMOUNT URGENT CARE INC | | | 18 | 100% | 18 |
| CLERMONT ADVENTHEALTH CENTRA CARE | | | 18 | 100% | 18 |
| IMA MEDICAL GROUP | | 13 | 5 | 28% | 18 |
| GOOD SAMARITAN HOSPITAL LABORATORY | | 15 | 3 | 17% | 18 |
| AMERICAN HOUSE SENIOR LIVING | | 18 | | | 18 |
| ADVANCED MEDICAL GROUP | | | 18 | 100% | 18 |
| ADVENT HEALTH EXPRESS CARE | | 3 | 15 | 83% | 18 |
| EC OPCO CARROLLWOOD LLC | | 13 | 5 | 28% | 18 |
| MADISON CORE LABORATORIES | | 17 | 1 | 6% | 18 |
| POARCH BANC CREEK INDIANS TRIBAL HEALTH DEPARTMENT | | | 18 | 100% | 18 |
| TOTAL RENAL LABORATORIES INC | | 13 | 5 | 28% | 18 |
| XPRESS WELLNESS URGENT CARE | | | 18 | 100% | 18 |
| WALK IN MEDICAL URGENT CARE | | 17 | | | 17 |
| VIPEDIATRICS PLLC | | 16 | 1 | 6% | 17 |
| AZALEA TRACE PHYSICIAN SERVICES | | 17 | | | 17 |
| CAREMED INTERNAL MEDICINE | | | 17 | 100% | 17 |
| CARENOW URGENT CARE - LAKE MARY | | | 17 | 100% | 17 |
| BAY PEDIATRICS PA | | 15 | 2 | 12% | 17 |
| ISLAND URGENT CARE PLLC | | 17 | | | 17 |
| Emory L Bennett State Veterans Nursing Home | | 16 | 1 | 6% | 17 |
| PEDIATRICS IN BREVARD PA- ROCKLEDGE | | 11 | 6 | 35% | 17 |
| TEN HEALTHCARE | | 2 | 15 | 88% | 17 |
| MISSION OAKS ASSISTED LIVING | | 16 | 1 | 6% | 17 |
| UVMC MICROBIOLOGY | | 16 | 1 | 6% | 17 |
| STEWART SEBASTIAN RIVER MEDICAL CENTER | | 17 | | | 17 |
| LONG TERM CARE OF GULF BREEZE LLC | | 17 | | | 17 |
| DAVID LAWRENCE CENTER | | 15 | 2 | 12% | 17 |
| PHYSICIANS STAT | | | 17 | 100% | 17 |
| TGH URGENT CARE - RIVERVIEW | | | 17 | 100% | 17 |
| MINUTECLINIC, LLC #08366 | | 15 | 2 | 12% | 17 |
| CONSOLIDATED LAB SERVICES | | 8 | 9 | 53% | 17 |

COVID-19: testing by laboratory

Data through Nov 29, 2020 verified as of Nov 30, 2020 at 09:25 AM

Data in this report are provisional and subject to change.

The numbers in the table below represent the number of Florida and non-Florida residents for whom test results were received by the Department of Health. A person can be tested by more than one laboratory and can have both positive and negative results. **Therefore, the sum of the numbers in each column will be larger than the total number of people tested.**

| Reporting lab | Inconclusive | Negative | Positive | Percent positive | Total |
|--|--------------|----------|----------|------------------|-------|
| JACKSON NORTH MEDICAL CENTER | | 2 | 15 | 88% | 17 |
| MARATHON HEALTH FOR LIFE | | 15 | 2 | 12% | 17 |
| GASTROENTEROLOGY ASSOCIATES OF PENSACOLA PA | | 16 | 1 | 6% | 17 |
| ASCENSION ST VINCENT'S PRIMARY CARE | | | 17 | 100% | 17 |
| FLORIDA COMMUNITY HEALTH CENTER OF ST. LUCIE | | 1 | 16 | 94% | 17 |
| SOUTHSIDE HOSPITAL NORTHWELL HEALTH LABORATORY | | 16 | 1 | 6% | 17 |
| PRACTICE MANAGEMENT OF AMERICA, INC. | | 1 | 16 | 94% | 17 |
| LINCOLN DIAGNOSTIC LAB | | 16 | 1 | 6% | 17 |
| FLORIDA DEPARTMENT OF HEALTH IN LAKE COUNTY | | 10 | 7 | 41% | 17 |
| SAMANTHA WILSON CARE CENTER | | 17 | | | 17 |
| DOCTORS MEMORIAL FAMILY PRACTICE | 2 | 12 | 3 | 18% | 17 |
| PEDIATRIC ASSOCIATES OF Ocala PA | | 15 | 2 | 12% | 17 |
| MAYO CLINIC JACKSONVILLE | | | 17 | 100% | 17 |
| PENSACOLA PEDIATRICS, PA | | 15 | 1 | 6% | 16 |
| TUKA PEDIATRICS | | 1 | 15 | 94% | 16 |
| DCH REGIONAL MEDICAL CENTER LABORATORY | | 15 | 1 | 6% | 16 |
| URGENT CARE CLINIC OF LINCOLN | | 14 | 2 | 13% | 16 |
| LEVY COUNTY DEPARTMENT OF HEALTH | | 15 | 1 | 6% | 16 |
| CARITHERS PEDIATRIC GROUP | | 9 | 7 | 44% | 16 |
| FINNISH AMERICAN REST HOME-ALF | | 15 | 1 | 6% | 16 |
| WEDGEWOOD HEALTHCARE CENTER | | 13 | 3 | 19% | 16 |
| GRAMERCY PARK URGENT CARE | | 16 | | | 16 |
| FLORIDA HOSPITAL LABS | | 7 | 9 | 56% | 16 |
| FLORIDA HEALTH CARE DELAND | | | 16 | 100% | 16 |
| THE COMMONWEALTH OF MASSACHUSETTS | | | 16 | 100% | 16 |
| NOVANT HEALTH | | 13 | 3 | 19% | 16 |
| CARESPOT | | 1 | 15 | 94% | 16 |
| SOLARIS SENIOR LIVING VERO BEACH | | 16 | | | 16 |
| HEALTH CENTRAL HOSPITAL | | | 16 | 100% | 16 |
| MEDEXPRESS URGENT CARE - DELAND | | | 16 | 100% | 16 |
| ALL FLORIDA FAMILY & SPORTS MEDICINE | | 15 | 1 | 6% | 16 |
| CITRUS MEMORIAL HOSPITAL | | | 16 | 100% | 16 |
| MAKO MEDICAL | | 14 | 2 | 13% | 16 |
| BAPTIST PRIMARY CARE, INC | | 16 | | | 16 |
| ROYAL PALM SENIOR RESIDENCE | | 16 | | | 16 |
| FAST TRACK URGENT CARE CENTER - TYRONE | | | 16 | 100% | 16 |
| UNIVERSITY HOSPITAL | | 13 | 3 | 19% | 16 |
| MILLENNIUM PHYSICIAN GRP LLC NAPLES PINE RIDGE | | | 16 | 100% | 16 |
| FLAGLER COLLEGE HEALTH SERVICES | | | 16 | 100% | 16 |
| INTERNAL MEDICINE ASSOCIATES & SPECIALTIES INC | | 15 | 1 | 6% | 16 |
| ST ELIZABETH MEDICAL CENTER LABORATORY | | 15 | 1 | 6% | 16 |
| LAKEVIEW TERRACE RETIREMENT COMMUNITY | | 15 | 1 | 6% | 16 |
| FLORIDA MEDICAL CLINIC LLC | | 16 | | | 16 |
| WARDE MEDICAL LABORATORY | | 11 | 5 | 31% | 16 |
| XERA MED RESEARCH | | | 16 | 100% | 16 |
| REDI-MED WALK IN FAMILY CLINIC | | | 16 | 100% | 16 |
| INN AT THE FOUNTAINS, THE | | 15 | 1 | 6% | 16 |

COVID-19: testing by laboratory

Data through Nov 29, 2020 verified as of Nov 30, 2020 at 09:25 AM

Data in this report are provisional and subject to change.

The numbers in the table below represent the number of Florida and non-Florida residents for whom test results were received by the Department of Health. A person can be tested by more than one laboratory and can have both positive and negative results. **Therefore, the sum of the numbers in each column will be larger than the total number of people tested.**

| Reporting lab | Inconclusive | Negative | Positive | Percent positive | Total |
|---|--------------|----------|----------|------------------|-------|
| DISCOVERY VILLAGE AT MELBOURNE | | 15 | 1 | 6% | 16 |
| PEDIATRIC HEALTH CARE ALLIANCE | | | 16 | 100% | 16 |
| LINCOLN MEDICAL AND MENTAL HEALTH CENTER | | 16 | | | 16 |
| WESTPAC LABS | | 1 | 15 | 94% | 16 |
| FARAH MEDICAL | | 16 | | | 16 |
| BOZEMAN HEALTH DEACONESS HOSPITAL | | 12 | 3 | 20% | 15 |
| PRIME HEALTH OF NORTH PORT LLC | | 13 | 2 | 13% | 15 |
| EASTLAKE PEDIATRICS - TRINITY | | 15 | | | 15 |
| CARENOW LAKE MARY | | | 15 | 100% | 15 |
| JACOBI MEDICAL CENTER | | 15 | | | 15 |
| ADVENT HEALTH - ZEPHYRHILLS | | | 15 | 100% | 15 |
| MILTON 4707 | | 15 | | | 15 |
| CHAUTAUQUA REHABILITATION AND NURSING CENTER | | 14 | 1 | 7% | 15 |
| PREMISE HEALTH MIA | | | 15 | 100% | 15 |
| ORLANDO HEALTH | | 2 | 13 | 87% | 15 |
| DIATHERIX | | 13 | 2 | 13% | 15 |
| WOODS OF MANATEE SPRINGS INC, THE | | 15 | | | 15 |
| HARMONY HEALTH OPCO, LLC | | 15 | | | 15 |
| SEMINOLE SPORTS AND FAMILY MEDICINE | | 15 | | | 15 |
| GULF COAST MEDICAL CENTER | | 14 | 1 | 7% | 15 |
| SOLARIS SENIOR LIVING OF MERRITT ISLAND | | 15 | | | 15 |
| ST CATHERINE OF SIENA HOSPITAL | | 14 | 1 | 7% | 15 |
| BROOKWOOD BAPTIST MEDICAL CENTER | | 14 | 1 | 7% | 15 |
| PREDICTIVE LABORATORIES, INC | | 13 | 2 | 13% | 15 |
| ADVENT HEALTH CENTRA CARE - LAKE BUENA VISTA | | | 15 | 100% | 15 |
| WILLOWBROOKE COURT AT ST ANDREWS ESTATES | | 11 | 4 | 27% | 15 |
| ROCKLEDGE FAMILY HEALTH | | | 15 | 100% | 15 |
| FLAGLER HOSPITAL INC | 2 | | 13 | 87% | 15 |
| CORAL REEF NURSING & REHAB CENTER | | 15 | | | 15 |
| ASURANCE SCIENTIFIC LABORATORIES | | 15 | | | 15 |
| SINAI HOSPITAL OF BALTIMORE | | 15 | | | 15 |
| STETSON UNIVERSITY STUDENT HEALTH CENTER | | 3 | 12 | 80% | 15 |
| HOLLEY-NAVARRE MEDICAL CLINIC | | 5 | 10 | 67% | 15 |
| ANDALUSIA HEALTH | | 7 | 8 | 53% | 15 |
| RIVERHEAD URGENT CARE | | 15 | | | 15 |
| BOND CLINIC, PA | | 7 | 8 | 53% | 15 |
| HODGES CLUSTER | | 2 | 13 | 87% | 15 |
| ESTATES MEDICAL CENTER | | 12 | 3 | 20% | 15 |
| TITUSVILLE FAMILY PRACTICE | | 5 | 10 | 67% | 15 |
| KEY WEST MEDICAL CENTER | 1 | 14 | | | 15 |
| MAUREEN OROURKE-FUTEY | | | 14 | 100% | 14 |
| GREEN GABLES ASSISTED LIVING FACILITY | | 14 | | | 14 |
| HEALTHFIRST ADVENT HEALTH CENTRA CARE COCOA BEACH | | | 14 | 100% | 14 |
| SPRINGS AT LAKE POINTE WOODS | | 14 | | | 14 |
| MEDEMERGE | | 13 | 1 | 7% | 14 |
| BENTON HOUSE OF PORT ORANGE | | 8 | 6 | 43% | 14 |
| ASTORIA HEALTH AND REHABILITATION CENTER | | 13 | 1 | 7% | 14 |

COVID-19: testing by laboratory

Data through Nov 29, 2020 verified as of Nov 30, 2020 at 09:25 AM

Data in this report are provisional and subject to change.

The numbers in the table below represent the number of Florida and non-Florida residents for whom test results were received by the Department of Health. A person can be tested by more than one laboratory and can have both positive and negative results. **Therefore, the sum of the numbers in each column will be larger than the total number of people tested.**

| Reporting lab | Inconclusive | Negative | Positive | Percent positive | Total |
|--|--------------|----------|----------|------------------|-------|
| HOLISTIX TREATMENT CENTERS | | 12 | 2 | 14% | 14 |
| LAKELAND NURSING AND REHABILITATION CENTER | | | 14 | 100% | 14 |
| MARQUIS LABS, LLC | | 14 | | | 14 |
| CHARLES CROFT MD | 1 | 13 | | | 14 |
| PINELLAS COUNTY JAIL | | | 14 | 100% | 14 |
| CALHOUN LIBERTY HOSPITAL | | | 14 | 100% | 14 |
| FAMILY CARE CENTER OF ARLINGTON | | 9 | 5 | 36% | 14 |
| NORTH FLORIDA PEDIATRICS - JACKSONVILLE | | 14 | | | 14 |
| EMERGENCY PHYSICIANS MEDICAL CENTER LLC | | 6 | 8 | 57% | 14 |
| WALGREEN EASTERN CO, INC | | 14 | | | 14 |
| THE CANOPY AT HARPER LAKE | 1 | | 13 | 93% | 14 |
| AU HEALTH | | 10 | 4 | 29% | 14 |
| ARBOR OAKS AT TYRONE | 1 | 13 | | | 14 |
| CRANE CENTER | | 10 | 4 | 29% | 14 |
| MANORCARE HEALTH SERVICES - VENICE | | 13 | 1 | 7% | 14 |
| HEARTLAND PEDIATRICS OF LAKE PLACID PA | | 8 | 6 | 43% | 14 |
| KINDRED AT HOME | | 11 | 3 | 21% | 14 |
| OKEECHOBEE HEALTHCARE FACILITY | | | 14 | 100% | 14 |
| AFTER HOURS PEDIATRICS | | | 14 | 100% | 14 |
| THE PALACE MANAGEMENT - THE PALACE AT CORAL GABLES | | 14 | | | 14 |
| TELEVISIT MALABAR PEDIATRICS | | 5 | 9 | 64% | 14 |
| MED COMP SCIENCES | | | 14 | 100% | 14 |
| NEW YORK PRESBYTERIAN - ALLEN HOSPITAL | | 14 | | | 14 |
| FELICIDAD MEDICAL CENTER | | | 14 | 100% | 14 |
| APOLLOMDX LABS | | 1 | 13 | 93% | 14 |
| NORTH CAROLINA DEPARTMENT OF HEALTH & HUMAN SERVICES | | | 14 | 100% | 14 |
| SIGNATURE HEALTHCARE OF ORANGE PARK | | 14 | | | 14 |
| POLK CHD BARTOW | | 13 | 1 | 7% | 14 |
| UAH STUDENT HEALTH CENTER | | 9 | 5 | 36% | 14 |
| CARE CENTERS OF NASSAU | | 13 | 1 | 7% | 14 |
| ESCAMBIA COMMUNITY CLINIC | | 2 | 11 | 85% | 13 |
| NORTH CENTRAL BRONX HOSPITAL | | 12 | 1 | 8% | 13 |
| GLEN COVE HOSPITAL | | 13 | | | 13 |
| BAPTIST PRIMARY CARE INC | | 10 | 3 | 23% | 13 |
| CDR MAGUIRE INC | 1 | 2 | 10 | 77% | 13 |
| HUNT CLUB MEDICAL | | 12 | 1 | 8% | 13 |
| IN-OFFICE LAB | | 12 | 1 | 8% | 13 |
| ADVANCED URGENT CARE | | 11 | 2 | 15% | 13 |
| FLORIDA STATE HOSPITAL | | | 13 | 100% | 13 |
| PINES NURSING HOME | | 12 | 1 | 8% | 13 |
| BOCA SIMON | | 1 | 12 | 92% | 13 |
| CONNECTDX | | 3 | 10 | 77% | 13 |
| BIOREFERENCE LABORATORIES | | | 13 | 100% | 13 |
| AURORA DIAGNOSTICS | | 2 | 11 | 85% | 13 |
| FLORIDA HEALTH CARE PLANS INC | | 1 | 12 | 92% | 13 |
| SRMC AVALON | | 9 | 4 | 31% | 13 |
| NO NAME | | 8 | 5 | 38% | 13 |

COVID-19: testing by laboratory

Data through Nov 29, 2020 verified as of Nov 30, 2020 at 09:25 AM

Data in this report are provisional and subject to change.

The numbers in the table below represent the number of Florida and non-Florida residents for whom test results were received by the Department of Health. A person can be tested by more than one laboratory and can have both positive and negative results. **Therefore, the sum of the numbers in each column will be larger than the total number of people tested.**

| Reporting lab | Inconclusive | Negative | Positive | Percent positive | Total |
|--|--------------|----------|----------|------------------|-------|
| AMMON ANALYTICAL LABORATORIES | | 12 | 1 | 8% | 13 |
| NOVANT HEALTH GOHEALTH URGENT CARE-HARRISBURG | | 6 | 7 | 54% | 13 |
| EPIPHANY HEALTH | | 7 | 6 | 46% | 13 |
| ST. JUDES LABORATORIES | | 12 | 1 | 8% | 13 |
| GUEST HOUSE OCALA, THE | | 13 | | | 13 |
| UM MILLER SCHOOL OF MEDICINE | | | 13 | 100% | 13 |
| LEESBURG PEDIATRICS | | 12 | 1 | 8% | 13 |
| HARMONY CLINIC | | 1 | 12 | 92% | 13 |
| PLAINVIEW URGENT CARE | | 12 | 1 | 8% | 13 |
| CLINICAL LABORATORY SERVICES | | | 13 | 100% | 13 |
| FLORIDA HEART & VASCULAR MULTISPECIALTY GROUP PA | | 11 | 2 | 15% | 13 |
| UNION MEDICAL CARE PLLC | | 13 | | | 13 |
| NIGHT LITE PEDIATRIC CENTER | | 8 | 5 | 38% | 13 |
| MY CLINICAL LAB INC | | 4 | 9 | 69% | 13 |
| VILLA OF KINGS AND QUEENS OF DELRAY | | 13 | | | 13 |
| ERIC C MARSHAL MD, PC DBA MINUTECLINIC | | 12 | 1 | 8% | 13 |
| PHYSICIANS PRIMARY CARE OF SOUTHWEST FLORIDA | | 9 | 4 | 31% | 13 |
| OPIS ISLAND LAKE CENTER | | 13 | | | 13 |
| CARESPOT OF NOCATEE | | | 13 | 100% | 13 |
| SOUTHEAST FAMILY HEALTHCARE CENTER | | | 13 | 100% | 13 |
| JA POC MANUAL SUBSECTION | | 13 | | | 13 |
| KINDRED HOSPITAL THE PALM BEACHES | | 13 | | | 13 |
| DALE MEDICAL CENTER | | 9 | 4 | 31% | 13 |
| ADVENTHEALTH EXPRESSCARE | | 12 | 1 | 8% | 13 |
| BULLS HEAD URGENT CARE | | 13 | | | 13 |
| FINLAY C. LABORATORY | | 3 | 10 | 77% | 13 |
| ADVENT HEALTH PARTIN SETTLEMENT HEALTH PARK | | 7 | 5 | 42% | 12 |
| NAPLES GREEN VILLAGE | | 12 | | | 12 |
| BROWARD DIALYSIS | | | 12 | 100% | 12 |
| SANDY PINES | | 12 | | | 12 |
| MEDIPATH LLC | | | 12 | 100% | 12 |
| LIFE CARE OF PORT SAINT LUCIE | | 3 | 9 | 75% | 12 |
| LAKE HOWELL FAMILY MEDICINE ASSOCIATES | | 9 | 3 | 25% | 12 |
| DYNAMIC DNA LAB | | 1 | 11 | 92% | 12 |
| HELIX DIAGNOSTICS | | | 12 | 100% | 12 |
| CLEVELAND CLINIC | | | 12 | 100% | 12 |
| IREPERTOIRE_MOL_LAB | | 12 | | | 12 |
| MED PLUS FLORENCE | | 8 | 4 | 33% | 12 |
| MCWHORTER SCHOOL OF PHARMACY | | 12 | | | 12 |
| JERICO URGENT CARE | | 12 | | | 12 |
| MERIDIAN AT WATERWAYS, THE | | 10 | 2 | 17% | 12 |
| APPLE DIAGNOSTICS LAB | | 5 | 7 | 58% | 12 |
| VPA PC LAB | | 12 | | | 12 |
| REGENEXX TAMPA BAY | | 11 | 1 | 8% | 12 |
| SHELBY COUNTY HEALTH CARE CORPORATION | | 9 | 3 | 25% | 12 |
| PRIMECARE OF DOTHAN-DALEVILLE CLINIC | | 10 | 2 | 17% | 12 |
| HUDSON VALLEY HOSPITAL CENTER LABORATORY | | 11 | 1 | 8% | 12 |

COVID-19: testing by laboratory

Data through Nov 29, 2020 verified as of Nov 30, 2020 at 09:25 AM

Data in this report are provisional and subject to change.

The numbers in the table below represent the number of Florida and non-Florida residents for whom test results were received by the Department of Health. A person can be tested by more than one laboratory and can have both positive and negative results. **Therefore, the sum of the numbers in each column will be larger than the total number of people tested.**

| Reporting lab | Inconclusive | Negative | Positive | Percent positive | Total |
|--|--------------|----------|----------|------------------|-------|
| NCH DOWNTOWN NAPLES HOSPITAL | | 1 | 11 | 92% | 12 |
| RITECARE MEDICAL CENTER | | | 12 | 100% | 12 |
| FUNGAL REFERENCE LABORATORY | | 12 | | | 12 |
| NEWYORK-PRESBYTERIAN/ LAWRENCE HOSPITAL LABORATORY | | 11 | 1 | 8% | 12 |
| HARBOUR ISLAND PEDIATRICS | | 9 | 3 | 25% | 12 |
| MEDEXPRESS URGENT CARE OF BOYNTON BEACH LLC | | 1 | 11 | 92% | 12 |
| PREMIER MEDICAL ASSOCIATES ALL FLORIDA LLC | | 12 | | | 12 |
| CALADIUM PEDIATRICS | | 11 | 1 | 8% | 12 |
| GLEN OAKS HEALTH AND REHABILITATION CENTER | | | 12 | 100% | 12 |
| FAMILY CARE CYPRESS CREEK | | 1 | 11 | 92% | 12 |
| Life Care Center of Sarasota | | 5 | 7 | 58% | 12 |
| SOMERBY OF SANTA ROSA BEACH | | 12 | | | 12 |
| MELBOURNE FAMILY PRACTICE | | 11 | 1 | 8% | 12 |
| CENTRAL FLORIDA PEDIATRICS | | 5 | 7 | 58% | 12 |
| FAWCETT MEMORIAL HOSPITAL LABORATORY | | | 12 | 100% | 12 |
| ADVENT HEALTH PRIMARY CARE PLUS, WINTER GARDEN | | 10 | 2 | 17% | 12 |
| PROMEDICA LABORATORIES | | 11 | 1 | 8% | 12 |
| AMERICAN ESOTERIC LABORATORIES | | | 12 | 100% | 12 |
| FG RAPID RESULTS | | 12 | | | 12 |
| UNIVERSITY LAB | | | 12 | 100% | 12 |
| FLORIDA DEPARMENT OF HEALTH CLAY COUNTY | | | 12 | 100% | 12 |
| FLORIDA DEPT OF HEALTH | | 4 | 8 | 67% | 12 |
| FLORIDA DEPARTMENT OF HEALTH IN HILLSBOROUGH COUNTY | | | 12 | 100% | 12 |
| SAMFORD UNIVERSITY HEALTH SERVICES | | 11 | 1 | 8% | 12 |
| COLORADO DEPARTMENT OF HEALTH LABORATORY SERVICES DIVISION | | | 12 | 100% | 12 |
| MI2297090CV HOLLAND-23D2189684 | | 12 | | | 12 |
| VETERANS AFFAIRS MEDICAL CENTER - NEW YORK HARBOR | | 11 | 1 | 8% | 12 |
| LEON CHD | | 12 | | | 12 |
| PARKWEST MEDICAL CENTER | | 10 | 2 | 17% | 12 |
| BONIFAY NURSING AND REHABILITATION CENTER | | | 12 | 100% | 12 |
| CANTON-POTSDAM HOSPITAL LABORATORY | | 12 | | | 12 |
| GOOD HEARTS COVID TESTING | | | 12 | 100% | 12 |
| CAPE REGIONAL MEDICAL CENTER | | 12 | | | 12 |
| GRAND VILLA OF ST PETERSBURG | | 11 | 1 | 8% | 12 |
| PALM BAY PEDIATRICS | | 1 | 11 | 92% | 12 |
| MASSACHUSETTS GENERAL HOSPITAL | | 1 | 10 | 91% | 11 |
| FAMILY HEALTH CENTERS OF SWF LABS | | 1 | 10 | 91% | 11 |
| SARASOTA MEMORIAL NURSING & REHABILITATION CTR | | 11 | | | 11 |
| CARE FAST MURABELLA | | 7 | 4 | 36% | 11 |
| WALGREEN | | 3 | 8 | 73% | 11 |
| LAKE CITY VA MEDICAL CENTER | | | 11 | 100% | 11 |
| BAPTIST MEDICAL CENTER EAST | | 9 | 2 | 18% | 11 |
| TREASURE COAST URGENT CARE | | | 11 | 100% | 11 |
| MEDIQUICK URGENT CARE CENTERS INC | | | 11 | 100% | 11 |
| DMH STEINHATCHEE FAMILY MEDICINE | | 8 | 3 | 27% | 11 |
| MAINSTREET FAMILY SELECT | | 1 | 10 | 91% | 11 |
| FLAGLER HOSPITAL LABORATORY | | 2 | 9 | 82% | 11 |

COVID-19: testing by laboratory

Data through Nov 29, 2020 verified as of Nov 30, 2020 at 09:25 AM

Data in this report are provisional and subject to change.

The numbers in the table below represent the number of Florida and non-Florida residents for whom test results were received by the Department of Health. A person can be tested by more than one laboratory and can have both positive and negative results. **Therefore, the sum of the numbers in each column will be larger than the total number of people tested.**

| Reporting lab | Inconclusive | Negative | Positive | Percent positive | Total |
|--|--------------|----------|----------|------------------|-------|
| WINTER PARK CARE AND REHABILITATION | | | 11 | 100% | 11 |
| WHITE WILSON MEDICAL CENTER IMMEDIATE CARE | | | 11 | 100% | 11 |
| FHCP-PORT ORANGE | | 3 | 8 | 73% | 11 |
| LONG BEACH URGENT CARE | | 11 | | | 11 |
| SENIOR LIVING VII TAMPA LLC | 1 | 5 | 5 | 45% | 11 |
| SEVEN HILLS HEALTH AND REHABILITATION CENTER | | 11 | | | 11 |
| STATEN ISLAND UNIVERSITY HOSPITAL | | 11 | | | 11 |
| INTERSCIENCE DIAGNOSTIC LABORATORY | | 11 | | | 11 |
| QUOTIENT SCIENCES LABS LLC | | | 11 | 100% | 11 |
| North Lake Care Center | | 11 | | | 11 |
| ISLAND DOCTORS | | | 11 | 100% | 11 |
| RESTORE HEALTH URGENT CARE | | 2 | 9 | 82% | 11 |
| FORT SANDERS REGIONAL LABORATORY | | 11 | | | 11 |
| JOHNS HOPKINS CHILDREN'S HOSPITAL | | | 11 | 100% | 11 |
| DISCOVERY VILLAGE AT NAPLES | | 11 | | | 11 |
| SHELBY BAPTIST MEDICAL CENTER | | 6 | 5 | 45% | 11 |
| ST JOSEPH HOSPITAL | | 10 | 1 | 9% | 11 |
| SUNCOAST URGENT CARE | | | 11 | 100% | 11 |
| PALMS MEDICAL GROUP - LAKE CITY WEST | | 3 | 8 | 73% | 11 |
| HARBORCHASE OF NAPLES | | 11 | | | 11 |
| ST VINCENT'S EAST | | 10 | 1 | 9% | 11 |
| CHILDREN'S MEDICAL CENTER | | | 11 | 100% | 11 |
| BROOKLYN HOSPITAL CENTER DOWNTOWN CAMPUS | | 11 | | | 11 |
| CLERMONT HEALTH AND REHABILITATION CENTER | | 11 | | | 11 |
| FAST TRACK URGENT CARE CENTER - DOWNTOWN | | | 11 | 100% | 11 |
| TOTTENVILLE CIRCLE URGENT CARE | | 11 | | | 11 |
| BRYAN WHITFIELD MEMORIAL HOSPITAL | | 7 | 4 | 36% | 11 |
| ELMCROFT OF BELLA VITA | | 11 | | | 11 |
| SPEARHEAD MEDICAL | | | 11 | 100% | 11 |
| ORANGE REGIONAL MEDICAL CENTER LABORATORY | | 9 | 2 | 18% | 11 |
| HENDRY REGIONAL CORPORATE HEALTH | | | 11 | 100% | 11 |
| PALM BEACH PATHOLOGY | | 9 | 2 | 18% | 11 |
| THE TERRACE OF SAINT CLOUD | | 9 | 2 | 18% | 11 |
| Centre Pointe Health and Rehabilitation Center | | 11 | | | 11 |
| PINES OF SARASOTA | | 11 | | | 11 |
| CORE LABORATORY | | 1 | 10 | 91% | 11 |
| TAVARES PEDIATRICS | | 9 | 2 | 18% | 11 |
| TROPICANA | | 5 | 6 | 55% | 11 |
| REGENCY SQUARE MALL - SEARS | | 1 | 10 | 91% | 11 |
| RIVER TOWN DIAGNOSTIC LLC | | 1 | 10 | 91% | 11 |
| INNOVATION CLINICAL TRIALS, INC | | | 11 | 100% | 11 |
| OAK MANOR NURSING HOME | | 10 | 1 | 9% | 11 |
| LONG ISLAND JEWISH VALLEY STREAM | | 10 | | | 10 |
| PRATTVILLE BAPTIST HOSPITAL | | 9 | 1 | 10% | 10 |
| CORE BIO LABS | | 5 | 5 | 50% | 10 |
| BRANDON COMMUNITY HEALTH CENTER | | 3 | 7 | 70% | 10 |
| DEVELOPMENTAL DISABILITIES DEFENDANT PROGRAM | | 10 | | | 10 |

COVID-19: testing by laboratory

Data through Nov 29, 2020 verified as of Nov 30, 2020 at 09:25 AM

Data in this report are provisional and subject to change.

The numbers in the table below represent the number of Florida and non-Florida residents for whom test results were received by the Department of Health. A person can be tested by more than one laboratory and can have both positive and negative results. **Therefore, the sum of the numbers in each column will be larger than the total number of people tested.**

| Reporting lab | Inconclusive | Negative | Positive | Percent positive | Total |
|--|--------------|----------|----------|------------------|-------|
| PEDIATRIC HEALTH CARE ALLIANCE, P.A. | | | 10 | 100% | 10 |
| CREATIVE TESTING SOLUTIONS | | 3 | 7 | 70% | 10 |
| HCR MANORCARE | | 10 | | | 10 |
| COVANCE CENTRAL LABORATORY | | | 10 | 100% | 10 |
| BROWARD HEALTH IMPERIAL POINT NURSING | | | 10 | 100% | 10 |
| COUNTY OF LOS ANGELES | | | 10 | 100% | 10 |
| FAMILY CARE PARTNERS OF NE FLORIDA LLC | | | 10 | 100% | 10 |
| ODYSSEY HEALTHCARE OF MARION COUNTY, LLC | | 10 | | | 10 |
| AVANTE ST CLOUD | | 7 | 3 | 30% | 10 |
| HEALTH MED CENTERS | | 10 | | | 10 |
| ERDOX | | 10 | | | 10 |
| ARCPPOINT LABS OF SARASOTA MANATEE | | | 10 | 100% | 10 |
| HARBORCHASE OF WELLINGTON CROSSING | | 9 | 1 | 10% | 10 |
| SUNRISE URGENT CARE ASSOCIATES LLC D/B/A | | 7 | 3 | 30% | 10 |
| OPPENHEIMER PLASTIC SURGERY LLC | | 10 | | | 10 |
| BROWARD HEALTH CARE | | | 10 | 100% | 10 |
| PINELLAS COUNTY HEALTH DEPARTMENT | | 2 | 8 | 80% | 10 |
| BETHESDA HEALTH PHYSICIAN GROUP INC | | | 10 | 100% | 10 |
| BLOUNT MEMORIAL HOSPITAL | | 9 | 1 | 10% | 10 |
| PALMETTO PEDIATRICS | | | 10 | 100% | 10 |
| MEDICAL LABORATORY DIAGNOSTICS | | | 10 | 100% | 10 |
| COMMUNITY HEALTH CENTER | | 2 | 8 | 80% | 10 |
| NEW JERSEY DEPARTMENT OF HEALTH COMMUNICABLE DISEASE SERVICE | | 3 | 7 | 70% | 10 |
| WATERCREST ST LUCIE WEST | | 10 | | | 10 |
| RJ LEE GROUP | | 10 | | | 10 |
| BRASHEAR'S VITAL CARE CORP | | | 10 | 100% | 10 |
| TALLAHASSEE DEVELOPMENTAL CENTER☐ | | 10 | | | 10 |
| EMERALD COAST HOSPICE - CRESTVIEW | | 10 | | | 10 |
| EMERALD COAST PEDIATRICS | | | 10 | 100% | 10 |
| SOUTHEASTERN LABORATORY | | | 10 | 100% | 10 |
| ROCKLEDGE | | 1 | 9 | 90% | 10 |
| GADSDEN REGIONAL MEDICAL CENTER | | 10 | | | 10 |
| LAKE NONA MEDICAL SERVICES | | 3 | 7 | 70% | 10 |
| HORIZON ALF | | 10 | | | 10 |
| AMEERAH LABS, LLC | | 9 | 1 | 10% | 10 |
| LIFE CARE CENTER OF JACKSONVILLE☐ | | | 10 | 100% | 10 |
| URGENT CARE WEST CLINIC | | 8 | 2 | 20% | 10 |
| LAKE MARY KIDS CENTRA CARE | | | 10 | 100% | 10 |
| BELLEVUE HOSPITAL CENTER DEPARTMENT | | 10 | | | 10 |
| CBC LAB | | 3 | 7 | 70% | 10 |
| BEAUMONT LABORATORY | | | 10 | 100% | 10 |
| APPALACHIAN REGIONAL HEALTHCARE SYSTEM | | 10 | | | 10 |
| NORTH OKALOOSA PHYSICIAN GROUP | | 10 | | | 10 |
| MHHS All Lab Subsection | | 10 | | | 10 |
| CARDIOLOGY AND MEDICINE ASSOCIATES INC | | 10 | | | 10 |
| ACADIAN DIAGNOSTIC LABORATORIES | | 8 | 2 | 20% | 10 |
| UMHC/SYLVESTER AT KENDALL | | 1 | 9 | 90% | 10 |

COVID-19: testing by laboratory

Data through Nov 29, 2020 verified as of Nov 30, 2020 at 09:25 AM

Data in this report are provisional and subject to change.

The numbers in the table below represent the number of Florida and non-Florida residents for whom test results were received by the Department of Health. A person can be tested by more than one laboratory and can have both positive and negative results. **Therefore, the sum of the numbers in each column will be larger than the total number of people tested.**

| Reporting lab | Inconclusive | Negative | Positive | Percent positive | Total |
|--|--------------|----------|----------|------------------|-------|
| LAKE BALDWIN CBOC | | 9 | 1 | 10% | 10 |
| NAPHCARE, INC. | | | 10 | 100% | 10 |
| NIGHT LITE PEDIATRICS CENTER, LLC | | 1 | 9 | 90% | 10 |
| NEW YORK METHODIST HOSPITAL | | 10 | | | 10 |
| CHIPOLA MEDICAL ASSOCIATES | | 2 | 8 | 80% | 10 |
| LEHIGH VALLEY HOSPITAL | | 3 | 7 | 70% | 10 |
| PORT SAINT JOHN FAMILY PRACTICE | | 6 | 3 | 33% | 9 |
| MEDEX REGIONAL LABORATORIES LLC | | 1 | 8 | 89% | 9 |
| LYSTER ACH FT RUCKER AL | | 8 | 1 | 11% | 9 |
| DIAGNOSTIC & CLINICAL CARE SERVICES INC DBA | | 9 | | | 9 |
| CHEMISYS LABORATORIES | | 1 | 8 | 89% | 9 |
| AIM LABORATORIES | | | 9 | 100% | 9 |
| GCPM MANUAL MICROBIOLOGY | | 1 | 8 | 89% | 9 |
| RIVERSIDE MEDICAL GROUP | | 8 | 1 | 11% | 9 |
| BAYONET POINT HOSPITAL | | | 9 | 100% | 9 |
| TMH PHYSICIAN PARTNERS - MONTICELLO | | 8 | 1 | 11% | 9 |
| CAREHERE- LCS LEESBURG | | | 9 | 100% | 9 |
| FORT WALTON BEACH DEVELOPMENTAL CENTER | | 8 | 1 | 11% | 9 |
| PLYMOUTH HARBOR INCORPORATED | | 9 | | | 9 |
| CARENOW URGENT CARE-MT JULIET | | 8 | 1 | 11% | 9 |
| FRICKS PHARMACY | | 8 | 1 | 11% | 9 |
| MINUTECLINIC DIAGNOSTIC OF RHODE ISLAND, LLC #590 | | 9 | | | 9 |
| BOCA RATON REGIONAL HOSPITAL LAB | | | 9 | 100% | 9 |
| FIRST CHOICE PEDIATRICS WINTER SPRINGS | | 9 | | | 9 |
| ADVENT HEALTH - WINTER HAVEN | | 5 | 4 | 44% | 9 |
| Maury Regional Hospital | | 6 | 3 | 33% | 9 |
| BLISS HEALTHCARE SERVICES | | | 9 | 100% | 9 |
| COLORADO DEPARTMENT OF PUBLIC HEALTH AND ENVIRONMENT | | | 9 | 100% | 9 |
| BUREAU OF PUBLIC HEALTH | | 1 | 8 | 89% | 9 |
| UNAVAILABLE/UNKNOWN/NO INFORMATION FOUND | | | 9 | 100% | 9 |
| MANOR CARE OF PALM HARBOR | | 9 | | | 9 |
| MIAMI VA HEALTHCARE SYSTEM | | | 9 | 100% | 9 |
| INN AT LAKE SEMINOLE SQUARE, THE | | 9 | | | 9 |
| EMERALD COAST BEHAVIORAL HOSPITAL | | 9 | | | 9 |
| VILLAGE PLACE HEALTH AND REHAB | | 9 | | | 9 |
| CRUCIAL CARE | | 7 | 2 | 22% | 9 |
| PROJECT HEALTH INC | | 7 | 2 | 22% | 9 |
| MAITLAND PRIMARY CARE | | 9 | | | 9 |
| MICHIGAN DEPARTMENT OF HEALTH AND HUMAN SERVICES | | | 9 | 100% | 9 |
| OMNI | | | 9 | 100% | 9 |
| THE TRADITION OF THE PALM BEACHES | | 9 | | | 9 |
| CHILDREN'S HEALTH CENTER INC. | | 7 | 2 | 22% | 9 |
| JEFFERSON K-12, A SOMERSET SCHOOL- CLINIC | | 8 | 1 | 11% | 9 |
| MORTON PLANT MEASE | | | 9 | 100% | 9 |
| RENAISSANCE SENIOR LIVING | | 9 | | | 9 |
| PHELPS HOSPITAL LABORATORY | | 9 | | | 9 |
| NORTH FLORIDA INTEGRATIVE MEDICINE | | 5 | 4 | 44% | 9 |

COVID-19: testing by laboratory

Data through Nov 29, 2020 verified as of Nov 30, 2020 at 09:25 AM

Data in this report are provisional and subject to change.

The numbers in the table below represent the number of Florida and non-Florida residents for whom test results were received by the Department of Health. A person can be tested by more than one laboratory and can have both positive and negative results. **Therefore, the sum of the numbers in each column will be larger than the total number of people tested.**

| Reporting lab | Inconclusive | Negative | Positive | Percent positive | Total |
|--|--------------|----------|----------|------------------|-------|
| WEST BROWARD CARE CENTER | | 8 | 1 | 11% | 9 |
| PATHOGENIUS LABORATORIES | | 2 | 7 | 78% | 9 |
| LUCID DIAGNOSTICS LABS | | | 9 | 100% | 9 |
| ARNOT OGDEN MEDICAL CENTER LABORATORY | | 9 | | | 9 |
| MAGNOLIA PEDIATRICS | | 2 | 7 | 78% | 9 |
| PRECISION GENETICS | | | 9 | 100% | 9 |
| ADVANCED MEDICAL OF NAPLES LLC | | | 9 | 100% | 9 |
| ACCESS 365 URGENT CARE | | 7 | 2 | 22% | 9 |
| ADVENT HEALTH - KISSIMMEE | | | 9 | 100% | 9 |
| MOUNT DORA PEDIATRICS | | 8 | 1 | 11% | 9 |
| MID-FLORIDA PATHOLOGY, LLC | | 9 | | | 9 |
| BASSETTI & ASSOCIATES, MD, PA | | | 9 | 100% | 9 |
| CVS | | | 9 | 100% | 9 |
| AFTER HOURS PEDIATRICS INC | | | 9 | 100% | 9 |
| LPG PEDIATRICS AT PAGE FIELD | | 9 | | | 9 |
| NORTH PINELLAS CHILDRENS MEDICAL CENTER | | | 8 | 100% | 8 |
| INNOVATIVE RESEARCH OF WEST FLORIDA | | 6 | 2 | 25% | 8 |
| AMBRY GENETICS CORPORATION | | 8 | | | 8 |
| RAINBOW PEDIATRICS | | | 8 | 100% | 8 |
| DOCTOR'S IN-HOUSE LAB/COMMUNITY HEALTH CENTERS OF PINELLAS – CLEARWATE | | | 8 | 100% | 8 |
| REDMED CLINIC OF ARLINGTON | | 7 | 1 | 13% | 8 |
| INTERNAL MEDICINE ASSOCIATES OF JACKSON HOSPITAL | | | 8 | 100% | 8 |
| BONIFAY NURSING AND REHAB CENTER | | | 8 | 100% | 8 |
| FHCP-ORANGE CITY | | | 8 | 100% | 8 |
| BEAUMONT EMERGENCY CENTER | | | 8 | 100% | 8 |
| GLEN OAKS URGENT CARE | | 8 | | | 8 |
| JUST FOR KIDS PEDIATRICS | | 2 | 6 | 75% | 8 |
| GENE STREET LABORATORIES, LLC | | 6 | 2 | 25% | 8 |
| HEALTHMARK REGIONAL HOSPITAL LAB | | 4 | 4 | 50% | 8 |
| ST ANTHONYS REHABILITATION HOSPITAL | | 7 | 1 | 13% | 8 |
| BISHOP GRADY VILLAS | | 8 | | | 8 |
| EXECUTIVE MEDICAL SERVICES | | 8 | | | 8 |
| OHIO CVS STORES, LLC DBA | | 8 | | | 8 |
| PEDIATRIC HEALTH CARE ALLIANCE PA | | | 8 | 100% | 8 |
| UNIVERSITY MEDICAL CENTER | | 8 | | | 8 |
| MONTEFIORE ST LUKE'S CORNWALL HOSPITAL | | 7 | 1 | 13% | 8 |
| MORRIS PARK URGENT CARE | | 5 | 3 | 38% | 8 |
| UC HEALTH UNIVERSITY HOSPITAL | | 7 | 1 | 13% | 8 |
| FLUSHING HOSPITAL MEDICAL CENTER | | 6 | 2 | 25% | 8 |
| BRIDGEVIEW CENTER LLC | | 6 | 2 | 25% | 8 |
| MARQUES PEDIATRICS | | | 8 | 100% | 8 |
| EC OPCO PENSACOLA, LLC | | 8 | | | 8 |
| Coastal Health and Rehabilitation Center | | 7 | 1 | 13% | 8 |
| X-GENE MOLECULAR LABS | | 1 | 7 | 88% | 8 |
| PARROTT MEDICAL CLINIC | | | 8 | 100% | 8 |
| LAKEVIEW INTERNAL MEDICINE | | 4 | 4 | 50% | 8 |
| MOSOLF PEDIATRICS | | | 8 | 100% | 8 |

COVID-19: testing by laboratory

Data through Nov 29, 2020 verified as of Nov 30, 2020 at 09:25 AM

Data in this report are provisional and subject to change.

The numbers in the table below represent the number of Florida and non-Florida residents for whom test results were received by the Department of Health. A person can be tested by more than one laboratory and can have both positive and negative results. **Therefore, the sum of the numbers in each column will be larger than the total number of people tested.**

| Reporting lab | Inconclusive | Negative | Positive | Percent positive | Total |
|---|--------------|----------|----------|------------------|-------|
| LIFE CARE CITRUS COUNTY | | | 8 | 100% | 8 |
| ROBERT WOOD JOHNSON HOSPITAL | | 7 | 1 | 13% | 8 |
| MARKET STREET VIERA | | 8 | | | 8 |
| JX REF LAB | | | 8 | 100% | 8 |
| ARTHREX MEDICAL CENTER | | 5 | 3 | 38% | 8 |
| SAMARITAN MEDICAL CENTER | | 8 | | | 8 |
| GRAND OAKS OF PALM CITY LLC | | 8 | | | 8 |
| NATURE COAST REGIONAL MEDICAL CENTER | | | 8 | 100% | 8 |
| RICHMOND UNIVERSITY MEDICAL CENTER | | 7 | 1 | 13% | 8 |
| FLORIDA HOSPITAL WINTER GARDEN | | 7 | 1 | 13% | 8 |
| Bayside Health and Rehabilitation | | 7 | 1 | 13% | 8 |
| SAN JOSE SENIOR CARE LLC | | 5 | 3 | 38% | 8 |
| SYNIVERSE WELLNESS CENTER | | 6 | 2 | 25% | 8 |
| HOLY NAME MEDICAL CENTER | 1 | 6 | 1 | 13% | 8 |
| ALACHUA COUNTY HEALTH DEPARTMENT | | 1 | 7 | 88% | 8 |
| Cleveland Clinic Laboratories | | 4 | 4 | 50% | 8 |
| GROWING TOGETHER PEDIATRICS, LLC | | 7 | 1 | 13% | 8 |
| MINUTECLINIC LLC #3705 | | 7 | 1 | 13% | 8 |
| NORTHERN WESTCHESTER HOSPITAL LABORATORY | | 7 | 1 | 13% | 8 |
| GENEUS DIAGNOSTICS | | | 8 | 100% | 8 |
| MINUTE CLINIC DIAGNOSTIC OF VIRGINIA | | 5 | 3 | 38% | 8 |
| MEDEXPRESS URGENT CARE - WEST TAMPA | | | 8 | 100% | 8 |
| METHODIST MEDICAL CENTER | | 6 | 2 | 25% | 8 |
| WHITE SANDS OUTPATIENT SERVICES (WSOP SERVICES LLC | | 8 | | | 8 |
| STATEN ISLAND UNIVERSITY HOSPITAL SEGUINE AVE | | 8 | | | 8 |
| BAPTIST OUTPATIENT | | | 8 | 100% | 8 |
| GOLISANO CHILDREN'S HOSPITAL OF SOUTHWEST FLORIDA | | 6 | 2 | 25% | 8 |
| NEMOURS CHILDREN'S URGENT CARE, ORLANDO - WATERFORD LAKES | | | 8 | 100% | 8 |
| CABANA AT JENSEN DUNES, THE | | 8 | | | 8 |
| ALLINA HEALTH - ABBOTT NORTHWESTERN HOSPITAL | | 5 | 3 | 38% | 8 |
| MICHIGAN DEPARTMENT OF COMMUNITY HEALTH | | 1 | 7 | 88% | 8 |
| VETERAN AFFAIRS MEDICAL CENTER - JAMES J PETERS | | 6 | 2 | 25% | 8 |
| ST. JOSEPH HOSPITAL AND HEALTH CARE INC. | | | 8 | 100% | 8 |
| PIONEER CLINICAL LAB LLC | | 6 | 2 | 25% | 8 |
| SYLVESTER AT PLANTATION LABORATORY | | 7 | 1 | 13% | 8 |
| THE WOLFF CENTER FOR CHILD & ADOLESCENT HEALTH | | | 8 | 100% | 8 |
| MID-HUDSON VALLEY DIVISION OF WESTCHESTER MEDICAL | | 8 | | | 8 |
| PATEL MEDICAL VENTURES | | 7 | 1 | 13% | 8 |
| MINUTECLINIC DIAGNOSTICS MEDICAL GROUP | | 8 | | | 8 |
| CIAN DIAGNOSTICS | | | 8 | 100% | 8 |
| DOCTOR'S IN HOUSE LAB | | | 8 | 100% | 8 |
| HARBORCHASE OF DR PHILLIPS | | 7 | 1 | 13% | 8 |
| ATLANTIC CONSOLIDATED LABORATORY | | 8 | | | 8 |
| NORTH PINELLAS STATMED QUICK QUALITY CLINICS | | 5 | 3 | 38% | 8 |
| COLLIER COUNTY HEALTH DEPT. | | 4 | 4 | 50% | 8 |
| AVON PARK PEDIATRICS | | | 7 | 100% | 7 |
| DEPARTMENT OF HEALTH- CITRUS COUNTY | | | 7 | 100% | 7 |

COVID-19: testing by laboratory

Data through Nov 29, 2020 verified as of Nov 30, 2020 at 09:25 AM

Data in this report are provisional and subject to change.

The numbers in the table below represent the number of Florida and non-Florida residents for whom test results were received by the Department of Health. A person can be tested by more than one laboratory and can have both positive and negative results. **Therefore, the sum of the numbers in each column will be larger than the total number of people tested.**

| Reporting lab | Inconclusive | Negative | Positive | Percent positive | Total |
|---|--------------|----------|----------|------------------|-------|
| VETERANS AFFAIRS MEDICAL CENTER - OUTPATIENT | | | 7 | 100% | 7 |
| UNIVERSITY OF WASHINGTON MEDICAL CENTER | | | 7 | 100% | 7 |
| BAPTIST MEMORIAL HEALTH CARE | | 7 | | | 7 |
| MEDRITE MEDICAL CARE, PC | | 1 | 6 | 86% | 7 |
| AUBURN COMMUNITY HOSPITAL | | 6 | 1 | 14% | 7 |
| PROHEALTH CARE ASSOCIATES MOBILE | | 5 | 2 | 29% | 7 |
| FAMILY AND INTERNAL MEDICINE AT AVALON PARK | | 5 | 2 | 29% | 7 |
| FLORIDA CENTER FOR DERMATOLOGY LABORATORY | | | 7 | 100% | 7 |
| ONEIDA HEALTHCARE CENTER | | 7 | | | 7 |
| HEALTH CARE LABORATORY SERVICES | | 1 | 6 | 86% | 7 |
| Ocoee Health Care Center | | 7 | | | 7 |
| THE MARY IMOGENE BASSETT HOSPITAL | | 7 | | | 7 |
| QUE | | 4 | 3 | 43% | 7 |
| HEALTH NETWORK LABORATORIES | | 6 | 1 | 14% | 7 |
| DORAL URGENT CARE | | | 7 | 100% | 7 |
| EMERITUS AT NAPLES | 1 | 6 | | | 7 |
| TOWERS HOME CARE☐ | | 7 | | | 7 |
| ARCHBOLD MEMORIAL HOSPITAL/LAB | | 3 | 4 | 57% | 7 |
| BARTON PARKER OD PC | | 7 | | | 7 |
| LAKE MORTON PLAZA☐ | | 7 | | | 7 |
| FLORIDA CLINICAL LAB | | | 7 | 100% | 7 |
| DOH-TAMPA BRANCH LABORATORY (MLK BLVD) | | 3 | 4 | 57% | 7 |
| SOUTHEASTERN OUTPATIENT SURGERY CENTER | | 7 | | | 7 |
| INTERMOUNTAIN CENTRAL LAB | | 1 | 6 | 86% | 7 |
| GENESIS | | 4 | 3 | 43% | 7 |
| HEARTLAND PEDIATRICS OF LAKE PLACID | | | 7 | 100% | 7 |
| CARENOW URGENT CARE-BRENTWOOD | | 5 | 2 | 29% | 7 |
| MERCY MEDICAL URGENT CARE CENTER INC | | 2 | 5 | 71% | 7 |
| PALM BAY HOSPITAL CLINICAL LABORATORY | | | 7 | 100% | 7 |
| OAKBROOK HEALTH AND REHABILITATION CENTER | 1 | 6 | | | 7 |
| FLORIDA HOSPITAL KISSIMMEE | | 4 | 3 | 43% | 7 |
| MEDEXPRESS URGENT CARE PALM BEACH GARDENS | | | 7 | 100% | 7 |
| HUNTINGTON STATION URGENT CARE | | 7 | | | 7 |
| AVENTURA HOSPITAL AND MEDICAL CENTER | | | 7 | 100% | 7 |
| MD PLUS URGENT CARE, LLC | | | 7 | 100% | 7 |
| WEINBERG VILLAGE | | 7 | | | 7 |
| PHYSICIANS STAT LAB INC | | 3 | 4 | 57% | 7 |
| JOHNS HOPKINS MEDICAL LABORATORIES | | 1 | 6 | 86% | 7 |
| LIFE CARE CENTER OF PORT ST. LUCIE | | 4 | 3 | 43% | 7 |
| MINUTECLINIC DIAGNOSTIC | | 7 | | | 7 |
| MOLECULAR PATHOLOGY LABORATORY | | | 7 | 100% | 7 |
| COLONY CARE CENTER | | | 7 | 100% | 7 |
| ROBERT H JENKINS JR VETERANS' DOMICILIARY HOME OF | | 7 | | | 7 |
| CAPE CORAL HOSPITAL ABG LABORATORY | | 2 | 5 | 71% | 7 |
| VIRTUA VOORHEES HOSPITAL | | 5 | 2 | 29% | 7 |
| JFK MEDICAL CENTER NORTH LAB | | | 7 | 100% | 7 |
| Rosewood Healthcare and Rehabilitation Center | | 5 | 2 | 29% | 7 |

COVID-19: testing by laboratory

Data through Nov 29, 2020 verified as of Nov 30, 2020 at 09:25 AM

Data in this report are provisional and subject to change.

The numbers in the table below represent the number of Florida and non-Florida residents for whom test results were received by the Department of Health. A person can be tested by more than one laboratory and can have both positive and negative results. **Therefore, the sum of the numbers in each column will be larger than the total number of people tested.**

| Reporting lab | Inconclusive | Negative | Positive | Percent positive | Total |
|--|--------------|----------|----------|------------------|-------|
| MD NOW MEDICAL CENTERS INC | | | 7 | 100% | 7 |
| LABORATORY SPECIALIST OF MICHIGAN | | | 7 | 100% | 7 |
| ALLEGRO - TAMPA | 1 | 4 | 2 | 29% | 7 |
| MERCY MEDICAL CENTER | | 3 | 4 | 57% | 7 |
| WELLMED AT PORT ST LUCIE WEST | | 6 | 1 | 14% | 7 |
| RAINBOW PEDIATRIC CENTER | | 1 | 6 | 86% | 7 |
| OSPREY VILLAGE AT AMELIA ISLAND LTD | | 7 | | | 7 |
| DIAGNOSTIC CLINIC | | 6 | 1 | 14% | 7 |
| CARENOW URGENT CARE-MADISON | | 7 | | | 7 |
| ADVENT HEALTH - CARROLLWOOD | | | 7 | 100% | 7 |
| EMERGENCY MEDICAL CENTER | | 2 | 5 | 71% | 7 |
| SCHOOL OF PHARMACY AND PHARMACEUTICAL | | 7 | | | 7 |
| TOTAL ACCESS URGENT CARE | | | 7 | 100% | 7 |
| GULF COAST MEDICAL GROUP | | 2 | 5 | 71% | 7 |
| SUPERIOR RESIDENCES OF PANAMA CITY BEACH | | 6 | 1 | 14% | 7 |
| MIDMICHIGAN MEDICAL CENTER | | | 7 | 100% | 7 |
| NOVANT HEALTH INPATIENT CARE | | 2 | 5 | 71% | 7 |
| SOUTH NASSAU COMMUNITIES HOSPITAL | | 5 | 2 | 29% | 7 |
| WASHINGTON REHAB AND NURSING | | 7 | | | 7 |
| BAPTIST PRIMARY CARE PONTE VEDRA | | 4 | 3 | 43% | 7 |
| LEE COUNTY HEALTH DEPARTMENT | | 4 | 3 | 43% | 7 |
| MONTEFIORE NYACK HOSPITAL AFFILIATED LABORATORY | | 7 | | | 7 |
| LAKEVIEW HEALTH SYSTEMS | | | 7 | 100% | 7 |
| DOCTOR'S IN-HOUSE LAB/COMMUNITY HEALTH CENTERS OF PINELLAS -PINELLAS P | | | 7 | 100% | 7 |
| RIVER OAKS TREATMENT CENTER | | | 7 | 100% | 7 |
| NORTHSHORE UNIVERSITY HEALTHSYSTEM EVANSTON HOSPITAL LAB | | | 7 | 100% | 7 |
| BVL PEDIATRICS | | 7 | | | 7 |
| ALACHUA | | | 7 | 100% | 7 |
| STEWART MEDICAL GROUP INC | | | 7 | 100% | 7 |
| MEDLABS DIAGNOSTICS | | 7 | | | 7 |
| SURGOINSVILLE PHARMACY | | 7 | | | 7 |
| LEPE'S HOUSE | | | 7 | 100% | 7 |
| EASTERN SHORE URGENT CARE | | 4 | 3 | 43% | 7 |
| ORMOND BEACH CENTRA CARE | | | 7 | 100% | 7 |
| TRUE HEALTH DIAGNOSTICS | | 1 | 6 | 86% | 7 |
| OPIS COQUINA CENTER | | 7 | | | 7 |
| BIOTECH CLINICAL LABORATORIES, INC. | | | 7 | 100% | 7 |
| HAWTHORN HOUSE | | 7 | | | 7 |
| RIVERVIEW REGIONAL MEDICAL CENTER | | 6 | | | 6 |
| GENTRY PARK ORLANDO ASSISTED LIVING | | 6 | | | 6 |
| PENN MEDICINE PRINCETON MEDICAL CENTER | | 6 | | | 6 |
| TEXAS MEDCLINIC | | | 6 | 100% | 6 |
| AARK LABORATORY | | 6 | | | 6 |
| VENICE REGIONAL MEDICAL CENTER BAYFRONT HEALTH | | 1 | 5 | 83% | 6 |
| PROHEALTH MED | | 1 | 5 | 83% | 6 |
| PUBLIC SQUARE PHARMACY LLC | | 6 | | | 6 |
| PUBLIC HEALTH LAB | | 6 | | | 6 |

COVID-19: testing by laboratory

Data through Nov 29, 2020 verified as of Nov 30, 2020 at 09:25 AM

Data in this report are provisional and subject to change.

The numbers in the table below represent the number of Florida and non-Florida residents for whom test results were received by the Department of Health. A person can be tested by more than one laboratory and can have both positive and negative results. **Therefore, the sum of the numbers in each column will be larger than the total number of people tested.**

| Reporting lab | Inconclusive | Negative | Positive | Percent positive | Total |
|---|--------------|----------|----------|------------------|-------|
| NORTHWEST FLORIDA SLEEP | | | 6 | 100% | 6 |
| CAREWELL 301 - WARWICK | | | 6 | 100% | 6 |
| DOCTORS CLINICAL LABORATORY, INC | | 5 | 1 | 17% | 6 |
| UNIVERSITY HOSPITAL UC HEALTH | | 6 | | | 6 |
| DARDEN WELLNESS CENTER | | 5 | 1 | 17% | 6 |
| SOUTH CAROLINA DEPARTMENT OF HEALTH | | | 6 | 100% | 6 |
| GENETIC TECHNOLOGICAL INNOVATIONS | | | 6 | 100% | 6 |
| EAR NOSE AND THROAT ASSOCIATES OF MANATEE, P.A. | | 6 | | | 6 |
| UNILAB | | 2 | 4 | 67% | 6 |
| VALLEY IMMEDIATE CARE | | 5 | 1 | 17% | 6 |
| DOH JACKSONVILLE CENTRAL LABORATORY | | 3 | 3 | 50% | 6 |
| THE PALACE AT HOMESTEAD | | 6 | | | 6 |
| THE VILLAGES REGIONAL HOSPITAL FREESTANDING | | 3 | 3 | 50% | 6 |
| COASTAL SKIN SURGERY AND DERMATOLOGY | | 3 | 3 | 50% | 6 |
| ARLINGTON OF NAPLES | | 6 | | | 6 |
| NEW YORK PRESBYTERIAN - LOWER MANHATTAN | | 6 | | | 6 |
| PATHGROUP LABS, LLC | | 4 | 2 | 33% | 6 |
| Life Care Center at Inverrary | | 6 | | | 6 |
| WYOMING COUNTY COMMUNITY HOSPITAL LABORATORY | | 6 | | | 6 |
| THE TERRACE AT IVY ACRES ALF | | 6 | | | 6 |
| VRL EUROFINs | | 4 | 2 | 33% | 6 |
| SOUTHCOR LABORATORY | | 2 | 4 | 67% | 6 |
| MERCY HEALTH—MUSKEGON | | 5 | 1 | 17% | 6 |
| TIMBER CREEK PEDIATRICS | | 6 | | | 6 |
| LAB UNKNOWN | | 6 | | | 6 |
| FLORIDA MEDICAL SPECIALISTS | | 2 | 4 | 67% | 6 |
| METROPOLITAN HOSPITAL CENTER | | 6 | | | 6 |
| ADVENTHEALTH MEDICAL GROUP | | 6 | | | 6 |
| BARNETT PARK | | | 6 | 100% | 6 |
| PROFESSIONAL PEDIATRICS | | 6 | | | 6 |
| ETHOS LABORATORIES | | 6 | | | 6 |
| HOWARD BEACH URGENT CARE | | 6 | | | 6 |
| WACO HHSSURGEWACO | 1 | 4 | 1 | 17% | 6 |
| BOCA VIPEDIATRICS | | | 6 | 100% | 6 |
| BAPTIST PEDIATRICS | | 6 | | | 6 |
| SONATA COCONUT CREEK | | 4 | 2 | 33% | 6 |
| WILLOW BROOKE COURT AT AZALEA TRACE | | 6 | | | 6 |
| CHAMBREL AT ISLAND LAKE | | 6 | | | 6 |
| WATAUGA MEDICAL CENTER | | 4 | 2 | 33% | 6 |
| GRACE REHABILITATION CENTER OF VERO BEACH | | 4 | 2 | 33% | 6 |
| THE COLLIER AT NAPLES | | 6 | | | 6 |
| PALMETTO HEALTH ALLIANCE | | 3 | 3 | 50% | 6 |
| CAPITAL HEALTH PLAN LABORATORIES | | | 6 | 100% | 6 |
| PALM BEACH PEDIATRICS | | | 6 | 100% | 6 |
| WHITE WILSON MEDICAL CENTER PA - NAVARRE | | | 6 | 100% | 6 |
| RIVERSIDE RECOVERY OF TAMPA | | 6 | | | 6 |
| CARROLL GARDENS URGENT CARE | | 6 | | | 6 |

COVID-19: testing by laboratory

Data through Nov 29, 2020 verified as of Nov 30, 2020 at 09:25 AM

Data in this report are provisional and subject to change.

The numbers in the table below represent the number of Florida and non-Florida residents for whom test results were received by the Department of Health. A person can be tested by more than one laboratory and can have both positive and negative results. **Therefore, the sum of the numbers in each column will be larger than the total number of people tested.**

| Reporting lab | Inconclusive | Negative | Positive | Percent positive | Total |
|--|--------------|----------|----------|------------------|-------|
| JACKSON CLINIC PA,THE | | 3 | 3 | 50% | 6 |
| BIOREFERENCE LABORATORIES INC | | 2 | 4 | 67% | 6 |
| ISLAND COAST PEDIATRICS IN-HOUSE LAB | | 6 | | | 6 |
| FLORIDA WOMAN CARE LABORATORY | | | 6 | 100% | 6 |
| COASTAL INTERNAL MEDICINE | | 6 | | | 6 |
| CRESTVIEW URGENT CARE | | | 6 | 100% | 6 |
| Northwell Lab | | 2 | 4 | 67% | 6 |
| BAYCARE ALLIANT HOSPITAL | | | 6 | 100% | 6 |
| MONROE COUNTY HOSPITAL | | 4 | 2 | 33% | 6 |
| UR CARE FAMILY AND SPORTS MEDICINE | | | 6 | 100% | 6 |
| ENIGMA DIAGNOSTIC, INC. | | | 6 | 100% | 6 |
| ORANGE BLOSSOM FAMILY HEALTH | | 6 | | | 6 |
| STUART REHABILITATION AND HEALTHCARE | | 2 | 4 | 67% | 6 |
| JUPITER MEDICAL CENTER | | | 6 | 100% | 6 |
| Wiregrass Rehabilitation Center and Nursing Home | | 6 | | | 6 |
| TAMIAMI LAB MILLENIUM | | | 6 | 100% | 6 |
| WILDLIGHT LAB | | | 6 | 100% | 6 |
| HERNANDO COUNTY FIRE RESCUE DISTRICT | | 2 | 4 | 67% | 6 |
| MARIANNA HEALTH AND REHABILITATION CENTER | | 6 | | | 6 |
| LUMADOC HEALTH | | 4 | 2 | 33% | 6 |
| SONORA QUEST LABORATORIES | | | 6 | 100% | 6 |
| RESEARCH CENTERS OF AMERICA, LLC | | 5 | 1 | 17% | 6 |
| FREEDOM INN AT TARPON SPRINGS | | 6 | | | 6 |
| BETH ISRAEL DEACONESS MEDICAL CENTER | | | 6 | 100% | 6 |
| HERNANDO ENDOSCOPY AND SURGERY CENTER | | 4 | 2 | 33% | 6 |
| LAWTON CHILES HEALTH CENTER | | 1 | 5 | 83% | 6 |
| SAINT PETER'S UNIVERSITY HOSPITAL | | 6 | | | 6 |
| MIAMI CLINICAL RESEARCH CORP | | | 6 | 100% | 6 |
| SAMARITAN HOSPITAL LABORATORY | | 6 | | | 6 |
| PEDIATRICS OF CENTRAL FLORIDA | | 4 | 2 | 33% | 6 |
| ROADS PEDIATRICS,LLC | | 5 | 1 | 17% | 6 |
| GESSLER CLINIC PA | | 4 | 2 | 33% | 6 |
| LAKE PARK OF MADISON | | 5 | 1 | 17% | 6 |
| JERSEY SHORE MEDICAL CENTER | | 6 | | | 6 |
| TEXAS DEPARTMENT OF STATE HEALTH SERVICES | | 2 | 4 | 67% | 6 |
| BAPTIST HEALTH | | | 6 | 100% | 6 |
| BROOKDALE PANAMA CITY | | 5 | 1 | 17% | 6 |
| LAKEVIEW HEALTH CARE SYSTEMS | | 1 | 4 | 80% | 5 |
| BRENTWOOD RETIREMENT COMMUNITY | | 5 | | | 5 |
| LUXOR SCIENTIFIC LLC | | | 5 | 100% | 5 |
| CENTREX CLINICAL LABS INC | | 5 | | | 5 |
| RESOLVE MOLECULAR DIAGNOSTICS | | 5 | | | 5 |
| HEALTHPARK MEDICAL CENTER ABG LAB | | 5 | | | 5 |
| COMMUNITY HEALTH OF SOUTH FLORIDA | | | 5 | 100% | 5 |
| OHIO STATE UNIVERSITY MEDICAL CENTER | | | 5 | 100% | 5 |
| LAKE WALES OPERATING GROUP LLC | | 5 | | | 5 |
| MEDICAL CENTER OF BLOUNTSTOWN | | | 5 | 100% | 5 |

COVID-19: testing by laboratory

Data through Nov 29, 2020 verified as of Nov 30, 2020 at 09:25 AM

Data in this report are provisional and subject to change.

The numbers in the table below represent the number of Florida and non-Florida residents for whom test results were received by the Department of Health. A person can be tested by more than one laboratory and can have both positive and negative results. **Therefore, the sum of the numbers in each column will be larger than the total number of people tested.**

| Reporting lab | Inconclusive | Negative | Positive | Percent positive | Total |
|--|--------------|----------|----------|------------------|-------|
| MACKOUL PEDIATRICS FORT MYERS | | | 5 | 100% | 5 |
| WIREGRASS CLINIC LLC | | 3 | 2 | 40% | 5 |
| MINUTECLINIC, LLC, DBA MINUTECLINIC #2544 | | 5 | | | 5 |
| KINDRED HOSPITAL | | 4 | 1 | 20% | 5 |
| MOUNT SINAI BROOKLYN LABORATORY | | 4 | 1 | 20% | 5 |
| ADVENT HEALTH - FOUR CORNERS ER | | 5 | | | 5 |
| ST VINCENT'S CHILTON | | 4 | 1 | 20% | 5 |
| CENTRA CARE POINCIANA | | | 5 | 100% | 5 |
| APOLLO HEALTH & REHABILITATION | | 2 | 3 | 60% | 5 |
| CLEVELAND CLINIC MARTIN HEALTH NURSING & RESTORATIVE | | 5 | | | 5 |
| WOODHULL MEDICAL AND MENTAL HEALTH CTR | | 5 | | | 5 |
| GOOD SAMARITAN SOCIETY OF DAYTONA | | 5 | | | 5 |
| MANATEE COUNTY JAIL | | 4 | 1 | 20% | 5 |
| NELSON BIOLOGICAL | | | 5 | 100% | 5 |
| LAB UNKNOWN | | | 5 | 100% | 5 |
| CRESTWOOD MEDICAL CENTER | | 4 | 1 | 20% | 5 |
| MERCY COLLEGE HEALTH OFFICE | | 5 | | | 5 |
| UPMC HEALTH SYSTEM | | 4 | 1 | 20% | 5 |
| ST LUKES ROOSEVELT LABORATORY | | 5 | | | 5 |
| PEDIATRICS OF ALTAMONTE | | 5 | | | 5 |
| PRECISION DIAGNOSTICS INC - NJ | | 5 | | | 5 |
| PARAMOUNT WALK-IN CLINIC | | 1 | 4 | 80% | 5 |
| JOE DIMAGGIO CHILDREN'S HOSPITAL | | 1 | 4 | 80% | 5 |
| GLEN FALLS HOSPITAL DEPARTMENT OF PATHOLOGY | | 5 | | | 5 |
| MEADOWCREST MOLECULAR DIAGNOSTICS, LLC | | | 5 | 100% | 5 |
| COMPREHENSIVE CHILDCARE ASSOCIATES | | 5 | | | 5 |
| FLORIDA DEPARTMENT OF HEALTH - INVERNESS | | 3 | 2 | 40% | 5 |
| COOPER HOSPITAL/UNIVERSITY MEDICAL | | 5 | | | 5 |
| SUSANNA WESLEY HEALTH CENTER | | 5 | | | 5 |
| CVS PHARMACY #8800 | | 5 | | | 5 |
| DEBARY HEALTH AND REHABILITATION CENTER | | 5 | | | 5 |
| BROWARD COUNTY HEALTH DEPT. | | | 5 | 100% | 5 |
| XRL SXF REF LAB | | 5 | | | 5 |
| BAPTIST HEALTH - TOWN CENTER | | | 5 | 100% | 5 |
| RIVER CITY PRIMARY AND URGENT CARE | | | 5 | 100% | 5 |
| MONTEFIORE MEDICAL CENTER LABORATORIES - WEILER | | 4 | 1 | 20% | 5 |
| ROHR HOME | | 4 | 1 | 20% | 5 |
| COLONY CLUB ALF,THE | | 5 | | | 5 |
| PEDIATRIC HEALTH CARE ALLIANCE, PA | | | 5 | 100% | 5 |
| BROOKDALE CLERMONT | | | 5 | 100% | 5 |
| MC DIAGNOSTIC OF CONNECTICUT, PC #1960 | | 5 | | | 5 |
| WEST | | 2 | 3 | 60% | 5 |
| PENINSULA CARE AND REHABILITATION CENTER | | | 5 | 100% | 5 |
| MINUTECLINIC DIAGNOSTIC OF PA, LLC (1036) | | 4 | 1 | 20% | 5 |
| ALCOVE ASSISTED LIVING FACILITY | | 5 | | | 5 |
| MAXHEALTH | | 4 | 1 | 20% | 5 |
| MINUTECLINIC DIAGNOSTIC OF PENNSYLVANIA, LLD #1545 | | 5 | | | 5 |

COVID-19: testing by laboratory

Data through Nov 29, 2020 verified as of Nov 30, 2020 at 09:25 AM

Data in this report are provisional and subject to change.

The numbers in the table below represent the number of Florida and non-Florida residents for whom test results were received by the Department of Health. A person can be tested by more than one laboratory and can have both positive and negative results. **Therefore, the sum of the numbers in each column will be larger than the total number of people tested.**

| Reporting lab | Inconclusive | Negative | Positive | Percent positive | Total |
|---|--------------|----------|----------|------------------|-------|
| BETHESDA COMMUNITY HEALTH CENTER | | | 5 | 100% | 5 |
| MONTEFIORE MEDICAL CENTER LABORATORIES - NORTH | | 5 | | | 5 |
| INSTITUTE OF PATHOLOGY KINGS COUNTY | | 5 | | | 5 |
| MEDEXPRESS URGENT CARE - JAX ATLANTIC BLVD | | | 5 | 100% | 5 |
| NORTHERN DUTCHESS HOSPITAL LABORATORY | | 5 | | | 5 |
| PERSONAL PEDIATRICS PA | | 4 | 1 | 20% | 5 |
| ARIZONA DEPARTMENT OF HEALTH SERVICES | | | 5 | 100% | 5 |
| FLORIDA HOSPITAL LAKE MARY | | 5 | | | 5 |
| URGENT CARE OF LONGWOOD | | | 5 | 100% | 5 |
| HEALTHCARE NOW | | | 5 | 100% | 5 |
| BOND CLINIC, PA | | | 5 | 100% | 5 |
| TENNESSEE DEPARTMENT OF HEALTH (TDH) - CENTRAL LABORATORY | | | 5 | 100% | 5 |
| BIOTECH | | | 5 | 100% | 5 |
| MAIMONIDES MEDICAL CENTER | | 4 | 1 | 20% | 5 |
| FLORIDA DEPARTMENT OF HEALTH IN CALHOUN COUNTY | | 4 | 1 | 20% | 5 |
| MINUTECLINIC MINUTECLINIC #8746 | | 5 | | | 5 |
| THE CLINIC PREMISE HEALTH | | | 5 | 100% | 5 |
| ST CHARLES HOSPITAL LABORATORY | | 5 | | | 5 |
| BAY PINES MEDICAL ASSOCIATES | | 1 | 4 | 80% | 5 |
| EAR NOSE & THROAT ASSOCIATES OF MANATEE PA | | 5 | | | 5 |
| ARDEN COURTS OF FORT MYERS | | 5 | | | 5 |
| CHILDREN'S HOSPITAL OF PHILADELPHIA | | 5 | | | 5 |
| PRECISION LABS LLC | | 2 | 3 | 60% | 5 |
| THE UNIVERSITY OF VERMONT MEDICAL CENTER | | 4 | 1 | 20% | 5 |
| VASCONCELLO COHEN MD PA | | 4 | 1 | 20% | 5 |
| INTERNAL MEDICINE SPECIALISTS | | | 5 | 100% | 5 |
| BEACH HOUSE | | 5 | | | 5 |
| PEDIATRICS OF CENTRAL FLORIDA – POINCIANA | | 3 | 2 | 40% | 5 |
| CVS MINUTE CLINIC DIAGNOSTIC OF NORTH CAROL | | 5 | | | 5 |
| FRANCES WARDE MEDICAL LABORATORY | | 2 | 3 | 60% | 5 |
| GUTHRIE MEDICAL GROUP LABORATORIES | | 5 | | | 5 |
| ST JOHNS BIOMEDICAL LAB | | 5 | | | 5 |
| VIERA MANOR ASSISTED LIVING RESIDENCE | | 5 | | | 5 |
| BROOKDALE FORT MYERS CYPRESS LAKE | | 5 | | | 5 |
| WELLMED AT LAKE COPELAND | | 2 | 3 | 60% | 5 |
| WEST PACIFIC MEDICAL LABORATORY | | | 5 | 100% | 5 |
| ALEXANDER NININGER STATE VETERANS | | 5 | | | 5 |
| THOMAS JEFFERSON UNIVERSITY HOSPITAL | | 4 | 1 | 20% | 5 |
| COMMUNITY MEDICAL CARE CENTER INC | | | 5 | 100% | 5 |
| FAMILY HEALTH CENTERS OF SOUTHWEST FLORIDA INC | | | 5 | 100% | 5 |
| BAYSHORE LABORATORY | | 4 | 1 | 20% | 5 |
| TANNER MEDICAL CENTER EAST AL | | 5 | | | 5 |
| ST JOSEPH WOMENS HOSPITAL | | | 5 | 100% | 5 |
| FREEDOM SQUARE NURSING CENTER□ | | | 5 | 100% | 5 |
| WADSWORTH CENTER - DAVID AXELROD INSTITUTE | | 5 | | | 5 |
| WESTCHESTER GENERAL HOSPITAL BLOOD GAS LAB | | | 5 | 100% | 5 |
| ELLIS HOSPITAL LABORATORY | | 5 | | | 5 |

COVID-19: testing by laboratory

Data through Nov 29, 2020 verified as of Nov 30, 2020 at 09:25 AM

Data in this report are provisional and subject to change.

The numbers in the table below represent the number of Florida and non-Florida residents for whom test results were received by the Department of Health. A person can be tested by more than one laboratory and can have both positive and negative results. **Therefore, the sum of the numbers in each column will be larger than the total number of people tested.**

| Reporting lab | Inconclusive | Negative | Positive | Percent positive | Total |
|--|--------------|----------|----------|------------------|-------|
| DIEGO FALLON MD PA | | 3 | 2 | 40% | 5 |
| FINLAY | | 1 | 4 | 80% | 5 |
| NORTH FLORIDA PEDIATRICS JASPER | | | 5 | 100% | 5 |
| AEL KNOXVILLE | | | 5 | 100% | 5 |
| NORTHWESTERN MEMORIAL HOSPITAL | | | 5 | 100% | 5 |
| OMNICARE PHARMACY OFTEXAS 1, LP DBA OMNICARE | | 5 | | | 5 |
| PATHLINE | | | 5 | 100% | 5 |
| OCALA OAKS REHABILITATION CENTER | | 4 | 1 | 20% | 5 |
| AZALEA HEALTH | | 2 | 3 | 60% | 5 |
| CONCENTRA | | | 5 | 100% | 5 |
| MANATEE PEDIATRICS | | | 5 | 100% | 5 |
| BUECHELE DENTAL PA DBA CLERMONT FAMILY DENTISTRY | | 5 | | | 5 |
| ST. CLOUD REGIONAL MEDICAL CENTER | | 4 | | | 4 |
| SHARP MEMORIAL HOSPITAL MICROBIOLOGY DEPT | | | 4 | 100% | 4 |
| BIOTEST PLASMA CENTER | | 4 | | | 4 |
| BAYA URGENT CARE LLC | | 1 | 3 | 75% | 4 |
| BENDERSON FAMILY SKILLED NURSING AND□ | | 4 | | | 4 |
| FLORIDA CANCER SPECIALISTS AND RESEARCH | | 2 | 2 | 50% | 4 |
| LYNMOORE,THE | | 4 | | | 4 |
| FCHC (OB)-DARWIN SQUARE CTR. | | | 4 | 100% | 4 |
| RADIOLOGY ASSOCIATES OF VENICE AND ENGLEWOOD | | 4 | | | 4 |
| CARENOW URGENT CARE - WINTER SPRINGS | | 3 | 1 | 25% | 4 |
| CONCENTRA URGENT CARE | | 1 | 3 | 75% | 4 |
| SIGNATURE CARE EMERGENCY CENTER | | 2 | 2 | 50% | 4 |
| ANY LAB TEST NOW INC | | | 4 | 100% | 4 |
| NEWPATH DIAGNOSTICS | | 4 | | | 4 |
| SOUTHEASTERN REGIONAL MEDICAL CENTER | | | 4 | 100% | 4 |
| YAZJI PEDIATRIC CARE LLC DBA TUKA PEDIATRICS | | | 4 | 100% | 4 |
| CELAL GUROL ERBAY, MD | | | 4 | 100% | 4 |
| IU HEALTH PATHOLOGY | | | 4 | 100% | 4 |
| ORLANDO HEALTH PHYSICIAN ASSOCIATES | | 3 | 1 | 25% | 4 |
| INTERMARKET FACILITY | | | 4 | 100% | 4 |
| GENUS DIAGNOSTICS | | | 4 | 100% | 4 |
| EPIC REFERENCE LABS INC | | | 4 | 100% | 4 |
| NORTHBROOK CENTER FOR□ | | 4 | | | 4 |
| OCOEE PEDIATRICS | | 4 | | | 4 |
| Sunset Lake Health and Rehabilitation Center | | 4 | | | 4 |
| LITTLE PINE PEDIATRICS PLLC | | 4 | | | 4 |
| REHABILITATION CENTER OF WINTER PARK,THE | | | 4 | 100% | 4 |
| SANFORD SOUTH UNIVERSITY | | 4 | | | 4 |
| ILLINOIS DEPT OF PUBLIC HEALTH LAB - SPRINGFIELD | | | 4 | 100% | 4 |
| MACTOWN, INC | | 4 | | | 4 |
| HUNTINGTON VILLAGE URGENT CARE | | 4 | | | 4 |
| NORTHWEST FLORIDA ENT, PA | | 3 | 1 | 25% | 4 |
| OSWEGO HOSPITAL LABORATORY | | 4 | | | 4 |
| FLORIDA HEART AND VASCULAR | | | 4 | 100% | 4 |
| VITAL CARE URGENT CARE | | | 4 | 100% | 4 |

COVID-19: testing by laboratory

Data through Nov 29, 2020 verified as of Nov 30, 2020 at 09:25 AM

Data in this report are provisional and subject to change.

The numbers in the table below represent the number of Florida and non-Florida residents for whom test results were received by the Department of Health. A person can be tested by more than one laboratory and can have both positive and negative results. **Therefore, the sum of the numbers in each column will be larger than the total number of people tested.**

| Reporting lab | Inconclusive | Negative | Positive | Percent positive | Total |
|--|--------------|----------|----------|------------------|-------|
| FHCP – ORMOND BEACH | | | 4 | 100% | 4 |
| HELIX KH UC | | | 4 | 100% | 4 |
| M&V SAN JOSE MEDICAL CENTER | | | 4 | 100% | 4 |
| PALM BEACH COUNTY HEALTH DEPARTMENT LABORATORY | | | 4 | 100% | 4 |
| FIFTH AVENUE PEDIATRICS | | 3 | 1 | 25% | 4 |
| GENEVA GENERAL HOSPITAL LABORATORY | | 3 | 1 | 25% | 4 |
| ELTINGVILLE CIRCLE URGENT CARE | | 4 | | | 4 |
| FISHERMEN'S HOSPITAL | | | 4 | 100% | 4 |
| TRIDENT BIOMETRICS | | 3 | 1 | 25% | 4 |
| CYPRESS COVE | | 4 | | | 4 |
| FAMILY MEDICAL CARE OF PALM BEACH | | | 4 | 100% | 4 |
| WYOMING PUBLIC HEALTH LAB | | | 4 | 100% | 4 |
| UNIVERSITY OF CHICAGO MEDICAL CENTER LAB | | | 4 | 100% | 4 |
| ATMORE NURSING CENTER | | 3 | 1 | 25% | 4 |
| Walker BaptistMedCtr | | 3 | 1 | 25% | 4 |
| SONIC REFERENCE LABORATORY | | | 4 | 100% | 4 |
| ORMOND MEDICAL ARTS | | 3 | 1 | 25% | 4 |
| OSPREY LODGE | | 4 | | | 4 |
| COVENIENT CARE MEDICAL CLINIC | | | 4 | 100% | 4 |
| KANSAS DEPARTMENT OF HEALTH | | 2 | 2 | 50% | 4 |
| Belleair Healthcare Center | | 3 | 1 | 25% | 4 |
| ADVENT HEALTH CENTRA CARE - ORANGE LAKE | | 1 | 3 | 75% | 4 |
| ALBIBI | | 1 | 3 | 75% | 4 |
| PM PEDIATRICS OF SELDEN | | 3 | 1 | 25% | 4 |
| ECLRS | | 1 | 3 | 75% | 4 |
| ACCESS PHARMACY | | 4 | | | 4 |
| HCSO OCCUPATIONAL HEALTH AND WELLNESS CENTER | | 4 | | | 4 |
| MD ANDERSON | | | 4 | 100% | 4 |
| MEDEX MEDICAL EXPRESS OF PALATKA LLC | | | 4 | 100% | 4 |
| CELERION | | | 4 | 100% | 4 |
| SOUTHWESTERN REGIONAL MEDICAL CENTER - TULSA | | 4 | | | 4 |
| ADVANCED DIAGNOSTIC LABORATORY | | | 4 | 100% | 4 |
| PANCARE HEALTH YOUNGSTOWN | | | 4 | 100% | 4 |
| INFECTION CONTROL/ EMPHEALTH | | 3 | 1 | 25% | 4 |
| BIO-TECH CLINICAL LABORATORIES | | | 4 | 100% | 4 |
| GNT ASSOCIATES | | 3 | 1 | 25% | 4 |
| PRIME CARE ONE LLC/HARBORCHASE OF VENICE | | | 4 | 100% | 4 |
| OKLAHOMA STATE UNIVERSITY DIAGNOSTIC LAB | | | 4 | 100% | 4 |
| MAINSTREAM DIAGNOSTIC LABORATORY LLC | | 4 | | | 4 |
| PALM BEACH CANCER INSTITUTE | | | 4 | 100% | 4 |
| DESOTO HEALTH AND REHAB LLC | | 2 | 2 | 50% | 4 |
| LONG ISLAND JEWISH FOREST HILLS HOSPITAL | | 4 | | | 4 |
| GEORGE SAFRAN MD PC | | 4 | | | 4 |
| THE DOCTORS CENTER HEALTHCARE-SOUTHSIDE | | 1 | 3 | 75% | 4 |
| GOOD SAMARITAN SOCIETY OF DELAND | | 1 | 3 | 75% | 4 |
| MORTON PLANT | | | 4 | 100% | 4 |
| PASSPORT HEALTH | | | 4 | 100% | 4 |

COVID-19: testing by laboratory

Data through Nov 29, 2020 verified as of Nov 30, 2020 at 09:25 AM

Data in this report are provisional and subject to change.

The numbers in the table below represent the number of Florida and non-Florida residents for whom test results were received by the Department of Health. A person can be tested by more than one laboratory and can have both positive and negative results. **Therefore, the sum of the numbers in each column will be larger than the total number of people tested.**

| Reporting lab | Inconclusive | Negative | Positive | Percent positive | Total |
|--|--------------|----------|----------|------------------|-------|
| TRINITY MEDICAL ASSOCIATES LLC | | | 4 | 100% | 4 |
| JOSEPH SCHENKER MD PC DBA CENTERS URGENT | | 2 | 2 | 50% | 4 |
| CAREWELL 202 | | | 4 | 100% | 4 |
| PEDIATRIC HEALTHCARE ALLIANCE | | | 4 | 100% | 4 |
| MEDEXPRESS PORT CHARLOTTE | | | 4 | 100% | 4 |
| MIAMI CANCER INSTITUTE | | | 4 | 100% | 4 |
| NEW HAMPSHIRE DEPARTMENT OF HEALTH AND HUMAN SERVICES | | 3 | 1 | 25% | 4 |
| DOTHAN PEDIATRIC CLINIC | | | 4 | 100% | 4 |
| BAYCARE MEDICAL GROUP INC | | | 4 | 100% | 4 |
| MEDEXPRESS URGENT CARE BOCA RATON | | | 4 | 100% | 4 |
| OPTUMCARE FLORIDA LLC | | 1 | 3 | 75% | 4 |
| Consulate Health Care of Jacksonville | | | 4 | 100% | 4 |
| CLEVELAND TENNESSEE HOSPITAL COMPANY | | 4 | | | 4 |
| UNION CITY MANOR NURSING CENTER | | 4 | | | 4 |
| CVS MINUTE CLINIC DIAGNOSTIC OF TEXAS,LLC | | 3 | 1 | 25% | 4 |
| BAYLOR ESOTERIC AND MOLECULAR LAB | | | 4 | 100% | 4 |
| MOOSEHAVEN HEALTH CENTER | | 1 | 3 | 75% | 4 |
| UF HEALTH | | | 4 | 100% | 4 |
| CAPE COD HOSPITAL | | | 4 | 100% | 4 |
| ENGLEWOOD HOSPITAL AND MEDICAL CENTER | | 1 | 3 | 75% | 4 |
| Millennium Nursing & Rehab Center | | 4 | | | 4 |
| EXPRESS TESTING-ONE | | | 4 | 100% | 4 |
| NORTHPORT MEDICAL CENTER LAB | | 4 | | | 4 |
| BARBARA O'REILLY MD PA | | 4 | | | 4 |
| DOLPHIN POINTE HEALTH CARE LLC | | | 4 | 100% | 4 |
| MINUTECLINIC DIAGNOSTIC OF HAWAII LLC | | 4 | | | 4 |
| WAKEMED | | 1 | 3 | 75% | 4 |
| SOUTHEASTERN PEDIATRIC ASSOCIATES | | | 4 | 100% | 4 |
| BOND CLINIC PA PEDIATRICS DEPT | | 4 | | | 4 |
| ADVENT HEALTH - DELTONA ER | | 1 | 3 | 75% | 4 |
| IRL MARKET LAB | | | 4 | 100% | 4 |
| MARSHALL MEDICAL CENTER SOUTH LAB | | 3 | 1 | 25% | 4 |
| MD BEAUTY LABS, PA | | 4 | | | 4 |
| DTR LABS | | 3 | 1 | 25% | 4 |
| ADVENTHEALTH EXPRESS CARE AT | | | 4 | 100% | 4 |
| HORIZON MEDICAL GROUP | | 4 | | | 4 |
| Golfview Healthcare Center | | 4 | | | 4 |
| MARION AND BERNARD L SAMSON NURSING CENTER | | | 4 | 100% | 4 |
| PENNSYLVANIA DEPARTMENT OF HEALTH BUREAU OF LABORATORIES | | | 4 | 100% | 4 |
| PALM HARBOR DERMATOLOGY | | 4 | | | 4 |
| VERMONT DEPARTMENT OF HEALTH | | 1 | 3 | 75% | 4 |
| BRADENTON PHYSICIANS MEDICAL CENTER | | | 4 | 100% | 4 |
| ACCENT PHYSICIAN SPECIALISTS PA | | 4 | | | 4 |
| CORNERSTONE MEDICAL CARE OF BRANDON PL | | 4 | | | 4 |
| CARENOW URGENT CARE - EAST NASHVILLE | | 4 | | | 4 |
| PREMIER MEDICAL ASSOCIATES | | 4 | | | 4 |
| COOPER FAMILY MEDICAL PLLC | | 3 | 1 | 25% | 4 |

COVID-19: testing by laboratory

Data through Nov 29, 2020 verified as of Nov 30, 2020 at 09:25 AM

Data in this report are provisional and subject to change.

The numbers in the table below represent the number of Florida and non-Florida residents for whom test results were received by the Department of Health. A person can be tested by more than one laboratory and can have both positive and negative results. **Therefore, the sum of the numbers in each column will be larger than the total number of people tested.**

| Reporting lab | Inconclusive | Negative | Positive | Percent positive | Total |
|---|--------------|----------|----------|------------------|-------|
| FIRST CHOICE PEDIATRICS INC | | 3 | 1 | 25% | 4 |
| DYNACARE LABORATORIES | | | 4 | 100% | 4 |
| DIAGNOSTECHS | | 4 | | | 4 |
| CENTER ONE SURGERY CENTER | | 3 | 1 | 25% | 4 |
| TRINITY REGIONAL REHAB CENTER | | 4 | | | 4 |
| STEWARD ROCKLEDGE HOSPITAL | | | 4 | 100% | 4 |
| BAY STREET PHARMACY☐ | | 4 | | | 4 |
| FLORIDA HOSPITAL ALTAMONTE | | 2 | 2 | 50% | 4 |
| CHILDREN'S HEALTHCARE OF ATLANTA/EGLESTON | | 4 | | | 4 |
| CARE HERE | | | 4 | 100% | 4 |
| MISSOURI DEPARTMENT OF HEALTH AND SENIOR SERVICES | | | 4 | 100% | 4 |
| SH HERON EAST LLC☐ | | 4 | | | 4 |
| Westminster Manor | | 3 | 1 | 25% | 4 |
| JACKSON COUNTY HEALTH DEPARTMENT | | | 4 | 100% | 4 |
| COLUMBIA MEMORIAL HOSPITAL LABORATORY | | 4 | | | 4 |
| KRYSTAL BAY NURSING AND REHABILITATION | | 2 | 2 | 50% | 4 |
| EXPRESS FAMILY CARE LLC | | | 4 | 100% | 4 |
| OMNICARE PHARMACY OF TEXAS 1 | | 4 | | | 4 |
| NEMOURS CHILDREN'S PRIMARY CARE VERO BEACH | | | 4 | 100% | 4 |
| SARASOTA - ROBERT L TAYLOR COMMUNITY CENTER☐ | | | 4 | 100% | 4 |
| STEWARD MEDICAL GROUP, INC | | 4 | | | 4 |
| AHC Decatur County | | 4 | | | 4 |
| FHMG_FM AND IM AVALON PARK | | 1 | 3 | 75% | 4 |
| MEMORIAL HEALTH CARE SYSTEMS | | | 4 | 100% | 4 |
| ROSLYN URGENT CARE | | 4 | | | 4 |
| EGL GENETICS DIAGNOSTICS | | | 4 | 100% | 4 |
| HOLLEY NAVARRE MEDICAL CLINIC | | | 4 | 100% | 4 |
| BENEVA LAKES HEALTHCARE & REHAB CENTER | | | 4 | 100% | 4 |
| MINUTECLINIC, LLC #03965 | | 4 | | | 4 |
| MEDICAL CENTER AT OCEAN REEF | | 1 | 3 | 75% | 4 |
| LORI MCAULIFFE MD PA | | | 4 | 100% | 4 |
| BETTERMED URGENT CARE | | | 3 | 100% | 3 |
| MEDFUSION | | 2 | 1 | 33% | 3 |
| PRISMA HEALTH MIDLANDS | | | 3 | 100% | 3 |
| EAST BANK HOSPITAL - UNIVERSITY OF MINNESOTA MEDICAL CENTER | | | 3 | 100% | 3 |
| HELIX MEDICAL CENTERS | | 1 | 2 | 67% | 3 |
| WINDSOR OF LAKEWOOD RANCH,THE | | 3 | | | 3 |
| NEWSTAR MEDICAL LABORATORIES | | 3 | | | 3 |
| MID FLORIDA PATHOLOGY LLC | | 3 | | | 3 |
| CAPE CORAL URGENT CARE | | 2 | 1 | 33% | 3 |
| SOUTHERN OCEAN MEDICAL CENTER | | 3 | | | 3 |
| PEDIATRICS BY THE SEA JOG RD OFFICE | | | 3 | 100% | 3 |
| RHEA MEDICAL CENTER | | 3 | | | 3 |
| MUNSON MEDICAL CENTER | | | 3 | 100% | 3 |
| HUNT CLUB PEDIATRIC ASSOCIATES LLC | | 2 | 1 | 33% | 3 |
| CULLMAN REGIONAL URGENT CARE | | 2 | 1 | 33% | 3 |
| GREENVILLE MEMORIAL HOSPITAL LAB | | | 3 | 100% | 3 |

COVID-19: testing by laboratory

Data through Nov 29, 2020 verified as of Nov 30, 2020 at 09:25 AM

Data in this report are provisional and subject to change.

The numbers in the table below represent the number of Florida and non-Florida residents for whom test results were received by the Department of Health. A person can be tested by more than one laboratory and can have both positive and negative results. **Therefore, the sum of the numbers in each column will be larger than the total number of people tested.**

| Reporting lab | Inconclusive | Negative | Positive | Percent positive | Total |
|---|--------------|----------|----------|------------------|-------|
| GARCIA MORALES NELSON | | | 3 | 100% | 3 |
| BELLIN HEALTH LAB | | 1 | 2 | 67% | 3 |
| State Lab Unspecifd | | | 3 | 100% | 3 |
| CONSOLIDATED LABORATORY SERVICES | | | 3 | 100% | 3 |
| URGENT CARE - OCONEE | | 2 | 1 | 33% | 3 |
| URGENT DOC - URGENT CARE CLINIC | | | 3 | 100% | 3 |
| CAPTAIN JAMES A. LOVELL FEDERAL HEALTHCARE CENTER | | | 3 | 100% | 3 |
| MEDICAL CENTER AFFILIATES WEST PALM | | | 3 | 100% | 3 |
| CONSULATE HEATH CARE AT WEST ALTAMONTE | | | 3 | 100% | 3 |
| DEPT OF VA MEDICAL CENTER - BAY PINES | | | 3 | 100% | 3 |
| DEPARTMENT OF PATHOLOGY ROME MEMORIAL | | 3 | | | 3 |
| CORTLAND REGIONAL MEDICAL CENTER | | 3 | | | 3 |
| WOLFF CTR FOR CHILD & ADOLESCENT HEALTH PLLC,THE | | 2 | 1 | 33% | 3 |
| ARCPPOINT LABS OF ST PETERSBURG | | 1 | 2 | 67% | 3 |
| GRACE WELLNESS CENTER | | 2 | 1 | 33% | 3 |
| EDWARD J HEALEY REHAB & NURSING CENTER | | 3 | | | 3 |
| NORTHWEST FLORIDA CLINICAL LAB | | 1 | 2 | 67% | 3 |
| JACKSON SOUTH COMMUNITY HOSPITAL LAB | | | 3 | 100% | 3 |
| PATHOLOGY REFERENCE LAB LLC | | | 3 | 100% | 3 |
| VIRGINIA DIVISION OF CONSOLIDATED LABORATORIES | | | 3 | 100% | 3 |
| MIDDLETOWN MEDICAL P C | | | 3 | 100% | 3 |
| ORANGE PARK PEDIATRIC ASSOCIATES | | | 3 | 100% | 3 |
| BAY BREEZE HEALTH AND REHABILITATION CENTER | | 3 | | | 3 |
| MED LABS DIAGNOSTICS | | 3 | | | 3 |
| TARRANT COUNTY PUBLIC HEALTH | | 3 | | | 3 |
| PASSPORT HEALTH OF TAMPA BAY | | 3 | | | 3 |
| ELITE MEDICAL CENTER | | | 3 | 100% | 3 |
| DEACONESS HOSPITAL | | | 3 | 100% | 3 |
| GEORGIA DEPARTMENT OF PUBLIC HEALTH | | | 3 | 100% | 3 |
| ALABAMA CLINICS | | 1 | 2 | 67% | 3 |
| NORTHERN LIGHT LABORATORY | | 1 | 2 | 67% | 3 |
| ACE BIOMEDICAL LABS LLC | | | 3 | 100% | 3 |
| HOLMES REG MED CENTER CLINICAL LAB | | | 3 | 100% | 3 |
| SURETOX LABORATORY LLC | | 2 | 1 | 33% | 3 |
| FLORIDA MEDICAL CLINIC - MULTI SPECIALTY CAMPUS | | | 3 | 100% | 3 |
| ALLIANCE LABS @LRMC | | | 3 | 100% | 3 |
| BEACON AT GULF BREEZE, THE | | 3 | | | 3 |
| COURTYARD GARDENS OF JUPITER | | 3 | | | 3 |
| VILLAGES HEALTH, THE | | 3 | | | 3 |
| ONSLOW MEMORIAL HOSPITAL LABORATORY | | 3 | | | 3 |
| CAMPBELL URGENT CARE | | | 3 | 100% | 3 |
| MID FLORIDA CLINICAL LABORATORY | | 2 | 1 | 33% | 3 |
| UNILAB OF DADE INC | | | 3 | 100% | 3 |
| URGENT TEAM - MUSCLE SHOALS | | 3 | | | 3 |
| BRENTWOOD SENIOR LIVING AT ST PETE | | | 3 | 100% | 3 |
| CAMPAZZI CONCIERGE MEDICAL SERVICES | | 2 | 1 | 33% | 3 |
| RED MOUNTAIN DIAGNOSTICS | | 3 | | | 3 |

COVID-19: testing by laboratory

Data through Nov 29, 2020 verified as of Nov 30, 2020 at 09:25 AM

Data in this report are provisional and subject to change.

The numbers in the table below represent the number of Florida and non-Florida residents for whom test results were received by the Department of Health. A person can be tested by more than one laboratory and can have both positive and negative results. **Therefore, the sum of the numbers in each column will be larger than the total number of people tested.**

| Reporting lab | Inconclusive | Negative | Positive | Percent positive | Total |
|---|--------------|----------|----------|------------------|-------|
| PRORENATA LABS | | 1 | 2 | 67% | 3 |
| SANFORD MOBILE LAB | | | 3 | 100% | 3 |
| BRISTOL AT TAMPA, THE | | 3 | | | 3 |
| CARESPOT-WELLINGTON | | | 3 | 100% | 3 |
| MINUTECLINIC, LLC, DBA MINUTECLINIC #6106 | | 2 | 1 | 33% | 3 |
| CHARLOTTE CHD PORT CHARLOTTE | | 2 | 1 | 33% | 3 |
| ALLIANCE FOR MULTISPECIALTY RESEARCH | | 3 | | | 3 |
| SENTARA NORFOLK GENERAL HOSPITAL CENTRAL LAB | | | 3 | 100% | 3 |
| TAMPA | | 1 | 2 | 67% | 3 |
| BOCA RATON REHABILITATION CENTER | | | 3 | 100% | 3 |
| ADVENT HEALTH - WESTCHASE ER | | | 3 | 100% | 3 |
| NORTH BROWARD HOSPITAL DISTRICT HEALTHCARE FOR THE HOMELESS | | | 3 | 100% | 3 |
| PATIENT FIRST - ALLENTOWN | | | 3 | 100% | 3 |
| MULBERRY CARE CENTER | | | 3 | 100% | 3 |
| IOWA DEPARTMENT OF PUBLIC HEALTH | | | 3 | 100% | 3 |
| MD NOW URGENT CARE - DELRAY WEST | | | 3 | 100% | 3 |
| THONOTOSASSA COMMUNITY HEALTH CENTER | | | 3 | 100% | 3 |
| CHAMPLAIN VALLEY PHYSICIANS HOSPITAL | | 3 | | | 3 |
| UCF STUDENT HEALTH SERVICES LABORATORY | | | 3 | 100% | 3 |
| MPG JACKSONVILLE ATLANTIC BLVD | | 1 | 2 | 67% | 3 |
| MINUTECLINIC DIAGNOSTIC OF NORTH CAROLINA PC | | 3 | | | 3 |
| TRUE HEALTH - LAKE UNDERHILL | | 3 | | | 3 |
| TNC WALK IN CLINIC | | 1 | 2 | 67% | 3 |
| CVS MINUTE CLINIC DIAGNOSTIC MED GRP OF CA | | 3 | | | 3 |
| JOSEF SCHENKER MD PC | | 3 | | | 3 |
| ADVENT HEALTH - TIMBERRIDGE ER | | 2 | 1 | 33% | 3 |
| FLORIDA DEPARTMENT OF HEALTH IN MIAMI DADE COUNTY | | 2 | 1 | 33% | 3 |
| LEWIS COUNTY MANOR | | 3 | | | 3 |
| FORT HAMILTON URGENT CARE | | 3 | | | 3 |
| UT MEMPHIS UNIVERSITY HEALTH SERVICES | | | 3 | 100% | 3 |
| MIRIMUS INC | | 1 | 2 | 67% | 3 |
| THE CLINIC OF PEDIATRICS & GI MEDICINE, INC | | | 3 | 100% | 3 |
| KEY WEST URGENT CARE, INC | | 3 | | | 3 |
| SCIENTIFIC LABORATORY DIVISION | | | 3 | 100% | 3 |
| AVANTE AT MT DORA | | 1 | 2 | 67% | 3 |
| HAWTHORNE INN OF LAKE LAND | | 3 | | | 3 |
| BOROPARK URGENT CARE | | 3 | | | 3 |
| THOMAS LANGLEY | | | 3 | 100% | 3 |
| West Gate Village, LLC | | 3 | | | 3 |
| MONTANA PUBLIC HEALTH LAB | | | 3 | 100% | 3 |
| FLORIDA CANCER SPECIALISTS & RESEARCH INSTITUTE | | 2 | 1 | 33% | 3 |
| DICKSON MEDICAL ASSOCIATES PC PATH LAB | | 3 | | | 3 |
| FAMILY MEDICINE AT WATERMAN | | 3 | | | 3 |
| ADRIANA M CASTRO MD PA | | 3 | | | 3 |
| ABSOLUTE HEALTH | | 3 | | | 3 |
| REGIONAL MEDICAL LAB | | | 3 | 100% | 3 |
| EAST HILL MEDICAL GROUP | | 2 | 1 | 33% | 3 |

COVID-19: testing by laboratory

Data through Nov 29, 2020 verified as of Nov 30, 2020 at 09:25 AM

Data in this report are provisional and subject to change.

The numbers in the table below represent the number of Florida and non-Florida residents for whom test results were received by the Department of Health. A person can be tested by more than one laboratory and can have both positive and negative results. **Therefore, the sum of the numbers in each column will be larger than the total number of people tested.**

| Reporting lab | Inconclusive | Negative | Positive | Percent positive | Total |
|--|--------------|----------|----------|------------------|-------|
| WINDER NURSING INC DBA WINDER HEALTH CARE | | 3 | | | 3 |
| STEWART MELBOURNE HOSPITAL | | | 3 | 100% | 3 |
| VIBRANT AMERICA | | 3 | | | 3 |
| PARRISH MEDICAL CENTER-WAIVED TESTING | | 3 | | | 3 |
| NORTH SHORE HOSP. INFECTION CONTROL | | | 3 | 100% | 3 |
| MADISON COUNTY HEALTH DEPARTMENT | | 3 | | | 3 |
| EXETER HOSPITAL | | 3 | | | 3 |
| CORTLAND COUNTY HEALTH DEPARTMENT | | 3 | | | 3 |
| THE LODGE AND REHABILITATION CENTER | | 3 | | | 3 |
| MARSHFIELD LABORATORIES | | | 3 | 100% | 3 |
| WILLIAM A HINTON STATE LABORATORY INSTITUTE | | 1 | 2 | 67% | 3 |
| TUFTS MEDICAL CENTER | | | 3 | 100% | 3 |
| ANN STORCK CENTER INC | | 3 | | | 3 |
| WINDERMERE MEDICAL CENTER | | | 3 | 100% | 3 |
| MOULTRIE CREEK NURSING AND REHAB | | | 3 | 100% | 3 |
| MEDICAL CENTER ENTERPRISE | | | 3 | 100% | 3 |
| CITYMD | | 1 | 2 | 67% | 3 |
| CARENOW URGENT CARE-GREEN HILLS | | 3 | | | 3 |
| MAINSTREET FAMILY CARE | | | 3 | 100% | 3 |
| SIGNATURE CARE PFLUGERVILLE | | | 3 | 100% | 3 |
| COVENANT PEDIATRICS | | 1 | 2 | 67% | 3 |
| MARION COUNTY FIRE RESCUE | | 3 | | | 3 |
| ORLANDO REGIONAL HEALTH SERVICES | | 1 | 2 | 67% | 3 |
| MINUTECLINIC DIAGNOSTIC OF NEW JERSEY, LLC # 7069 | | 3 | | | 3 |
| LAFAYETTE NURSING AND REHABILITATION CENTER | | 3 | | | 3 |
| GYN PATH SERVICES | | | 3 | 100% | 3 |
| NOVANT HEALTH PRESBYTERIAN | | 2 | 1 | 33% | 3 |
| REELFOOT FAMILY WALK IN CLINIC | | 2 | 1 | 33% | 3 |
| FAMILY MEDICINE OF WESTON LLC | | | 3 | 100% | 3 |
| SIGNATURE CARE MONTROSE | | 2 | 1 | 33% | 3 |
| MCR HEALTH LAWTON CHILES ADMINISTRATION STE A | | 1 | 2 | 67% | 3 |
| MORTON PLANT HOSPITAL NURSING | | | 3 | 100% | 3 |
| MENORAH HOUSE | | 3 | | | 3 |
| LCS SANDHILL COVE LLC DBA | | 3 | | | 3 |
| CVS MINUTE CLINIC DIAGNOSTIC OF TEXAS, LLC | | 3 | | | 3 |
| SANDGATE GARDENS REHAB & NURSING CENTER | | 2 | 1 | 33% | 3 |
| PALM BEACH CDH - DELRAY BEACH | | | 3 | 100% | 3 |
| COLLEGE POINT URGENT CARE | | 3 | | | 3 |
| NORTH SHORE HEMATOLOGY-ONCOLOGY ASSOCIATES, PC | | 3 | | | 3 |
| VIDANT MEDICAL CENTER | | | 3 | 100% | 3 |
| MONTANA DEPARTMENT OF PUBLIC HEALTH & HUMAN SERVICES | | | 3 | 100% | 3 |
| CTRS | | | 3 | 100% | 3 |
| NORTHEAST ALABAMA REGIONAL MEDICAL CENTER | | 2 | 1 | 33% | 3 |
| NORTH NAPLES HOSPITAL RESPIRATORY THERAPY DEPARTMENT | | | 3 | 100% | 3 |
| NOVARI CARE LLC | | 3 | | | 3 |
| MINUTECLINIC, LLC #05038 | | 3 | | | 3 |
| WESLEY CHAPEL INTERNAL MEDICINE AND PEDIATRICS | | | 3 | 100% | 3 |

COVID-19: testing by laboratory

Data through Nov 29, 2020 verified as of Nov 30, 2020 at 09:25 AM

Data in this report are provisional and subject to change.

The numbers in the table below represent the number of Florida and non-Florida residents for whom test results were received by the Department of Health. A person can be tested by more than one laboratory and can have both positive and negative results. **Therefore, the sum of the numbers in each column will be larger than the total number of people tested.**

| Reporting lab | Inconclusive | Negative | Positive | Percent positive | Total |
|---|--------------|----------|----------|------------------|-------|
| VICAR'S LANDING NURSING HOME | | 2 | 1 | 33% | 3 |
| PEACEHEALTH LABORATORIES | | 2 | 1 | 33% | 3 |
| MEDICATION ROOMS-CSU/CI NURSE STATION | | 3 | | | 3 |
| ST LUKES HOSPITAL LABORATORY | | 2 | 1 | 33% | 3 |
| SUMTER PEDIATRICS | | 3 | | | 3 |
| NORTHSIDE HOSPITAL | | 2 | 1 | 33% | 3 |
| WALK IN URGENT CARE | | | 3 | 100% | 3 |
| BEEBE MEDICAL CENTER LABORATORY | | 3 | | | 3 |
| UNIVERSITY OF MIAMI MILLER SCHOOL OF MEDICINE | | | 3 | 100% | 3 |
| BIRMINGHAM VAMC | | 1 | 2 | 67% | 3 |
| BOND CLINIC DR ELDEEB | | 1 | 2 | 67% | 3 |
| SEA LEVEL LABS | | | 3 | 100% | 3 |
| PERDIDO URGENT CARE | | | 3 | 100% | 3 |
| LAKE GIBSON VILLAGE, LLC | | 3 | | | 3 |
| ILLINOIS DEPARTMENT OF PUBLIC HEALTH | | | 3 | 100% | 3 |
| NOT INDICATED | | 1 | 2 | 67% | 3 |
| AVANTE INVERNESS | | 1 | 2 | 67% | 3 |
| MANORCARE NURSING & REHABILITATION CENTER-NAPLES | | 3 | | | 3 |
| UT SOUTHWESTERN MEDICAL CENTER | | | 3 | 100% | 3 |
| BARONESS ERLANGER HOSPITAL | | 3 | | | 3 |
| BETH ISRAEL MEDICAL CENTER LABS | | 3 | | | 3 |
| LEXINGTON MEDICAL CENTER | | 1 | 2 | 67% | 3 |
| CITIZENS BAPTIST MEDICAL CENTERS LAB | | 3 | | | 3 |
| ISLAND LAKE CENTER | | | 3 | 100% | 3 |
| VIERA PEDIATRICS | | | 3 | 100% | 3 |
| RELIANT ACUTE CARE | | | 3 | 100% | 3 |
| UNC HOSPITAL/MCLENDON CLINICAL LABORATORIES | | | 3 | 100% | 3 |
| MIZELL MEMORIAL HOSPITAL | | | 3 | 100% | 3 |
| GREATER MOBILE URGENT CARE – SPRINGHILL | | | 3 | 100% | 3 |
| JOHN T MATHER MEMORIAL HOSPITAL LABORATORY | | 3 | | | 3 |
| WATSON THERAPEUTICS | | 1 | 2 | 67% | 3 |
| FLORIDA CLINICAL LABORATORY - BIOREFERENCE LABORATORIES | | 2 | 1 | 33% | 3 |
| PUTNAM HOSPITAL CENTER LABORATORY | | 3 | | | 3 |
| SJH | | | 3 | 100% | 3 |
| LAHEY CLINIC MEDICAL CENTER | | | 3 | 100% | 3 |
| MARYLAND STATE DEPT OF HEALTH | 2 | | 1 | 33% | 3 |
| US SPECIALTY LABS | | | 3 | 100% | 3 |
| LABS PLUS LLC | | 3 | | | 3 |
| ERIE COUNTY PUBLIC HEALTH CLINICAL | | 3 | | | 3 |
| FLORIDA LABORATORY ANALYSIS, LLC | | | 3 | 100% | 3 |
| ALABAMA DEPARTMENT OF PUBLIC HEALTH | | 1 | 2 | 67% | 3 |
| PPD - IXLAYER | | 3 | | | 3 |
| YORK HOSPITAL - LABORATORY | | | 3 | 100% | 3 |
| CVS HEALTH, #3396 | | 3 | | | 3 |
| NOVANT HEALTH UVA | | | 3 | 100% | 3 |
| QUATRACOR PLLC | | 3 | | | 3 |
| SONATA BOYNTON BEACH | | 2 | 1 | 33% | 3 |

COVID-19: testing by laboratory

Data through Nov 29, 2020 verified as of Nov 30, 2020 at 09:25 AM

Data in this report are provisional and subject to change.

The numbers in the table below represent the number of Florida and non-Florida residents for whom test results were received by the Department of Health. A person can be tested by more than one laboratory and can have both positive and negative results. **Therefore, the sum of the numbers in each column will be larger than the total number of people tested.**

| Reporting lab | Inconclusive | Negative | Positive | Percent positive | Total |
|---|--------------|----------|----------|------------------|-------|
| CLEARWATER PEDIATRIC CARE | | | 3 | 100% | 3 |
| ACCESS HEALTH CARE | | 2 | 1 | 33% | 3 |
| BRIDGEWAY HEALTH CLINICS INC | | | 3 | 100% | 3 |
| OPENTRONS PRL | | 2 | 1 | 33% | 3 |
| CAREWELL URGENT CARE | | | 3 | 100% | 3 |
| LAFAYETTE NURSING AND REHAB | | | 3 | 100% | 3 |
| GROVES CENTER | | | 3 | 100% | 3 |
| PRIMECARE | | 2 | 1 | 33% | 3 |
| CROSSVILLE MEDICAL GROUP | | 1 | 2 | 67% | 3 |
| VIERA HOSPITAL, INC | | | 3 | 100% | 3 |
| KETTERING HEALTH | | | 3 | 100% | 3 |
| MAYO | | 1 | 2 | 67% | 3 |
| BROOKDALE BRANDON | | 3 | | | 3 |
| Nashville Central Laboratory | | 3 | | | 3 |
| EXPRESS DOCS LLC | | | 3 | 100% | 3 |
| BAPTIST OUTPATIENT SERVICES | | | 3 | 100% | 3 |
| VISTA MANOR | | | 3 | 100% | 3 |
| BAPTIST PRIMARY CARE, INC. | | 2 | 1 | 33% | 3 |
| LEE CONVENIENT CARE AT SUMMERLIN | | | 3 | 100% | 3 |
| PALMS WEST HOSPITAL | | | 3 | 100% | 3 |
| SPRING LAKE REHABILITATION CENTER | | | 3 | 100% | 3 |
| PINELLAS PARK HEALTH CENTER - PINELLAS CHD | | 1 | 2 | 67% | 3 |
| PBC PREMIER FAMILY HEALTH | | | 3 | 100% | 3 |
| CGH MEDICAL CENTER | | | 3 | 100% | 3 |
| DACH MAIN LAB | | | 3 | 100% | 3 |
| GONZALEZ MD AND ASWAD MD HEALTH SERVICES | | | 3 | 100% | 3 |
| INDIANA STATE DEPARTMENT OF HEALTH | | 1 | 2 | 67% | 3 |
| BAPTIST PRIMARY BLACK CREEK SOUTH | | | 3 | 100% | 3 |
| NOT GIVEN | | 1 | 2 | 67% | 3 |
| SONATA DELRAY BEACH | | 2 | 1 | 33% | 3 |
| SOFTLAB | | | 3 | 100% | 3 |
| SSM HEALTH ST LOUIS MICROBIOLOGY LABORATORY | | 1 | 2 | 67% | 3 |
| CONSULATE HEALTH CARE | | 1 | 1 | 50% | 2 |
| UK HEALTHCARE | | | 2 | 100% | 2 |
| CHAPPEL GROUP RESEARCH, THE | | 2 | | | 2 |
| ASPEN VALLEY HOSPITAL | | | 2 | 100% | 2 |
| Fouraker Hills Rehab and Nursing | | | 2 | 100% | 2 |
| HARTFORD HEALTH SERVICES LLC | | 2 | | | 2 |
| Bainbridge Health and Rehab | | 2 | | | 2 |
| BENTON PEDIATRICS | | 2 | | | 2 |
| TRICORE REFERENCE LABORATORY | | 1 | 1 | 50% | 2 |
| WALGREENS #13605 | | 2 | | | 2 |
| VELOCITY CARE | | | 2 | 100% | 2 |
| PM PEDIATRICS OF BAYSIDE PLLC | | 2 | | | 2 |
| TERRACE OF ST CLOUD, THE | | 1 | 1 | 50% | 2 |
| BIOHEALTH MEDICAL LAB INC | | | 2 | 100% | 2 |
| SKIPPACK MEDICAL LAB | | | 2 | 100% | 2 |

COVID-19: testing by laboratory

Data through Nov 29, 2020 verified as of Nov 30, 2020 at 09:25 AM

Data in this report are provisional and subject to change.

The numbers in the table below represent the number of Florida and non-Florida residents for whom test results were received by the Department of Health. A person can be tested by more than one laboratory and can have both positive and negative results. **Therefore, the sum of the numbers in each column will be larger than the total number of people tested.**

| Reporting lab | Inconclusive | Negative | Positive | Percent positive | Total |
|--|--------------|----------|----------|------------------|-------|
| PALM MEDICAL CENTER - PLANT CITY | | 2 | | | 2 |
| HOME ACCESS HEALTH | | | 2 | 100% | 2 |
| BAYSTATE MEDICAL CENTER | | 1 | 1 | 50% | 2 |
| RELIANT IMMUNE DIAGNOSTICS | | | 2 | 100% | 2 |
| HANOVER ENDOSCOPY CENTER | | 2 | | | 2 |
| PR HEALTH | | | 2 | 100% | 2 |
| Workmens Circle Multicare Center | | 2 | | | 2 |
| GEISINGER MEDICAL CENTER | | 2 | | | 2 |
| NATIONAL JEWISH HEALTH | | | 2 | 100% | 2 |
| GOLDSTEIN | | | 2 | 100% | 2 |
| HARTFORD HOSPITAL ANCILLARY LAB | | 1 | 1 | 50% | 2 |
| ST BARNABAS HOSPITAL | | 2 | | | 2 |
| LIFEHOPE LABS | | | 2 | 100% | 2 |
| SINAI PLAZA NURSING AND REHAB CENTER | | | 2 | 100% | 2 |
| OHIO DEPARTMENT OF HEALTH LABORATORY | | 2 | | | 2 |
| PREMIER MEDICAL LABORATORY | | | 2 | 100% | 2 |
| SCIENTIA DIAGNOSTICS | | | 2 | 100% | 2 |
| ADVENTHEALTH SEBRING- INFECTION CONTROL DEPARTMENT | | | 2 | 100% | 2 |
| JOHNSON CITY MEDICAL CENTER | | 1 | 1 | 50% | 2 |
| TRINITAS REGIONAL MEDICAL CENTER | | 1 | 1 | 50% | 2 |
| CHEROKEE COUNTY HEALTH AND REHAB CENTER | | 2 | | | 2 |
| WISCONSIN STATE LABORATORY OF HYGIENE | | 1 | 1 | 50% | 2 |
| PINECREST PEDIATRICS GROUP LLC | | | 2 | 100% | 2 |
| MINUTECLINIC DIAGNOSTIC OF TEXAS, LLC | | 2 | | | 2 |
| ADVENT HEALTH - TUSKAWILLA | | 2 | | | 2 |
| CALHOUN COUNTY HEALTH DEPT | | 2 | | | 2 |
| GULF COAST REGIONAL MEDICAL CARE | | 2 | | | 2 |
| COVANCE | | | 2 | 100% | 2 |
| ALVERNO CLINICAL LABORATORIES | | | 2 | 100% | 2 |
| JRS LABORATORY | | | 2 | 100% | 2 |
| MORGAN STANLEY HEALTH CENTER | | 2 | | | 2 |
| CARENOW-LEBANON | | 1 | 1 | 50% | 2 |
| COMPUNET CLINICAL LAB | | | 2 | 100% | 2 |
| NORTH FL SOUTH GA HCS-MALCOM RANDALL VAMC | | | 2 | 100% | 2 |
| VAULT HEALTH | | | 2 | 100% | 2 |
| CSL PLASMA INC | | | 2 | 100% | 2 |
| INA | | 1 | 1 | 50% | 2 |
| MOBILE COUNTY HEALTH DEPARTMENT | | 1 | 1 | 50% | 2 |
| MOBIL LAB FOR ALL INC | | 2 | | | 2 |
| SYLVAN NURSING | | | 2 | 100% | 2 |
| ENTRUST IMMEDIATE CARE | | | 2 | 100% | 2 |
| YORKVILLE PEDIATRIC URGENT CARE | | 2 | | | 2 |
| MAGNOLIA ADULT, LLC | | | 2 | 100% | 2 |
| UNIVERSITY HOSPITAL OF BROOKLYN | | 2 | | | 2 |
| CONEMAUGH MEMORIAL MEDICAL CENTER | | 2 | | | 2 |
| MINUTECLINIC DIAGNOSTIC OF TEXAS, LLC #7435 | | 2 | | | 2 |
| PLANT CITY PEDIATRICS | | 2 | | | 2 |

COVID-19: testing by laboratory

Data through Nov 29, 2020 verified as of Nov 30, 2020 at 09:25 AM

Data in this report are provisional and subject to change.

The numbers in the table below represent the number of Florida and non-Florida residents for whom test results were received by the Department of Health. A person can be tested by more than one laboratory and can have both positive and negative results. **Therefore, the sum of the numbers in each column will be larger than the total number of people tested.**

| Reporting lab | Inconclusive | Negative | Positive | Percent positive | Total |
|---|--------------|----------|----------|------------------|-------|
| RUSSELL MEDICAL CENTER | | 2 | | | 2 |
| IN AND OUT URGENT CARE | | | 2 | 100% | 2 |
| SMOKY MOUNTAIN URGENT CARE AND FAMILY MEDICINE CENTER | | | 2 | 100% | 2 |
| MONTEFIORE MEDICAL CENTER LABS MONTEFIORE | | 1 | 1 | 50% | 2 |
| NIGHT OWL PEDIATRICS URGENT CARE | | | 2 | 100% | 2 |
| JEFFERSON WASHINGTON TOWNSHIP HOSPITAL | | 2 | | | 2 |
| IGENEX INC | | 2 | | | 2 |
| UNIVERSITY OF MICHIGAN | | 2 | | | 2 |
| BENSONHURST URGENT CARE | | 2 | | | 2 |
| FLORIDA CLINICAL LABORATORY INC | | | 2 | 100% | 2 |
| RIO PINAR HEALTH CARE | | | 2 | 100% | 2 |
| ROSS MEDICAL GROUP | | | 2 | 100% | 2 |
| PINARD HOME HEALTH SERVICES INC | | | 2 | 100% | 2 |
| SACRED HEART HOSPITAL ON THE EMERALD | | | 2 | 100% | 2 |
| ADVICE FOR OPTIMAL WELLNESS | | | 2 | 100% | 2 |
| CULLMAN REGIONAL MEDICAL CENTER | | 2 | | | 2 |
| LACORP | | 1 | 1 | 50% | 2 |
| DOCTORS HOSPITAL RENAISSANCE | | | 2 | 100% | 2 |
| TALLAHASSEE MEMORIAL HEALTHCARE FAMILY MED RESIDENCY | | | 2 | 100% | 2 |
| DISCOVERY VILLAGE AT THE FORUM | | 2 | | | 2 |
| CVS MINUTE CLINIC, LLC #22 | | 2 | | | 2 |
| L3HARRIS FAMILY MEDICAL CENTER | | | 2 | 100% | 2 |
| LOWELL GENERAL HOSPITAL | | | 2 | 100% | 2 |
| FLAGLER PROFESSIONAL HEALTH CAE SERVICES INC | | 2 | | | 2 |
| FIRST CARE - MIDDLESBORO | | | 2 | 100% | 2 |
| PHYSICIANS IMMEDIATE CARE AURORA | | | 2 | 100% | 2 |
| BRITO MEDICAL CENTER | | | 2 | 100% | 2 |
| HELIX LW UC | | 1 | 1 | 50% | 2 |
| PULSE & REMEDY LLC | | | 2 | 100% | 2 |
| Cleveland Clinic Weston | | | 2 | 100% | 2 |
| CERTIVIA LABORATORIES | | | 2 | 100% | 2 |
| UNIVERSITY OF MISSOURI HEALTH CARE | | | 2 | 100% | 2 |
| MD NOW URGENT CARE CENTER INC. | | | 2 | 100% | 2 |
| JULIE STAATS DO | | 2 | | | 2 |
| Lake Charles Healthcare LLC dba Landmark Lake Charles | | | 2 | 100% | 2 |
| ALLIANCE PEDIATRICS PA | | | 2 | 100% | 2 |
| BROOKDALE ORANGE PARK | | 2 | | | 2 |
| DELCARE PA | | | 2 | 100% | 2 |
| GENERAL INTERNAL MEDICINE MEDICAL CTR CLINIC | | 1 | 1 | 50% | 2 |
| DOTHAN WEST FAMILY MEDICINE | | 1 | 1 | 50% | 2 |
| NEW YORK STATE DEPARTMENT OF HEALTH | | 1 | 1 | 50% | 2 |
| TREASURE COAST MEDICAL ASSOCIATES INC | | | 2 | 100% | 2 |
| PEACE RIVER MEDICAL CENTER | | 2 | | | 2 |
| TRUE HEALTH- HOFFNER | | 2 | | | 2 |
| FIRST CHOICE MEDICAL PC | | | 2 | 100% | 2 |
| Robert Cranfield | | | 2 | 100% | 2 |
| INSPIRIT SENIOR LIVING | | | 2 | 100% | 2 |

COVID-19: testing by laboratory

Data through Nov 29, 2020 verified as of Nov 30, 2020 at 09:25 AM

Data in this report are provisional and subject to change.

The numbers in the table below represent the number of Florida and non-Florida residents for whom test results were received by the Department of Health. A person can be tested by more than one laboratory and can have both positive and negative results. **Therefore, the sum of the numbers in each column will be larger than the total number of people tested.**

| Reporting lab | Inconclusive | Negative | Positive | Percent positive | Total |
|--|--------------|----------|----------|------------------|-------|
| GREENLEAF ALF | | 2 | | | 2 |
| RIVERWOOD CENTER,THE | | | 2 | 100% | 2 |
| PREMIER FAMILY AND SPORTS MEDICINE | | 1 | 1 | 50% | 2 |
| UNIVERSITY OF KANSAS MEDICAL CENTER | | | 2 | 100% | 2 |
| FLORIDA MEDICAL CLINIC -INTERNAL MED DADE CITY | | | 2 | 100% | 2 |
| INSPIRA MEDICAL CENTER VINELAND LAB | | 2 | | | 2 |
| COLLIER HMA PHYSICIAN MANAGEMENT, LLC | | | 2 | 100% | 2 |
| SOUTHSIDE FAMILY MEDICAL | | 2 | | | 2 |
| Surrey Place Healthcare and Rehabilitation | | 2 | | | 2 |
| REDMED OF CROSSTOWN | | 1 | 1 | 50% | 2 |
| IN & OUT URGENT CARE METAIRIE | | | 2 | 100% | 2 |
| HOSPICE OF MARTIN & ST LUCIE, INC | | 2 | | | 2 |
| PARADIGM LABORATORIES | | | 2 | 100% | 2 |
| OURMED | | 2 | | | 2 |
| EASTLAKE MEDICAL CENTER | | 2 | | | 2 |
| ST. JOSEPH REGIONAL MEDICAL CENTER | | | 2 | 100% | 2 |
| PANCARE HEALTH - BONIFAY K-8 | | | 2 | 100% | 2 |
| FAST PACE MEDICAL CLINIC | | 2 | | | 2 |
| SUMNER REGIONAL MEDICAL CENTER | | 2 | | | 2 |
| FLORIDA MEDICAL CL ODOM TPA | | | 2 | 100% | 2 |
| LA MER NH LLC | | | 2 | 100% | 2 |
| PUBLIC HEALTH LABORATORY | 1 | | 1 | 50% | 2 |
| FLORIDA MEDICAL CLINIC CARDIOLOGY-ZH | | | 2 | 100% | 2 |
| GINKGO-IXLAYER | | 2 | | | 2 |
| PALM GARDEN OF ORLANDO | | 2 | | | 2 |
| Greystone Nursing and Rehab, LLC | | | 2 | 100% | 2 |
| TGH Brandon Healthplex Laboratory | | | 2 | 100% | 2 |
| SPECTRA LABS | | 1 | 1 | 50% | 2 |
| GARDENS HEALTH NH LLC | | 2 | | | 2 |
| PINELLAS POINT NURSING AND REHAB | | | 2 | 100% | 2 |
| COMMONWEALTH OF MASSACHUSETTS | | | 2 | 100% | 2 |
| CITRUS PARK | | | 2 | 100% | 2 |
| LAKELAND REGIONAL HEALTH | | 2 | | | 2 |
| PEDIATRIC URGENT HEALTH CARE | | | 2 | 100% | 2 |
| ASCENSION ST MICHAEL'S HOSPITAL LAB | | 1 | 1 | 50% | 2 |
| ALAN A SMITH MD LLC | | 2 | | | 2 |
| VIGILINT HEALTHCARE | | 1 | 1 | 50% | 2 |
| LEE MEMORIAL HEALTH SYSTEM | | 2 | | | 2 |
| CARESPOT EXPRESS HEALTHCARE | | | 2 | 100% | 2 |
| Lakeview Village | | 2 | | | 2 |
| BMC/JACSONVILLE | | 1 | 1 | 50% | 2 |
| COMPREHENSIVE CLINICAL RESEARCH, LLC | | | 2 | 100% | 2 |
| PM PEDIATRICS OF BAYSIDE, PLLC - MANHASSET | | 2 | | | 2 |
| DANIEL M LIBBY MD PLLC | | 2 | | | 2 |
| MAILBOX DIAGNOSTICS | | 1 | 1 | 50% | 2 |
| SOUTH FLORIDA FAMILY HEALTH & RESEARCH CTR | | | 2 | 100% | 2 |
| RAINY LAKE MEDICAL CENTER | | | 2 | 100% | 2 |

COVID-19: testing by laboratory

Data through Nov 29, 2020 verified as of Nov 30, 2020 at 09:25 AM

Data in this report are provisional and subject to change.

The numbers in the table below represent the number of Florida and non-Florida residents for whom test results were received by the Department of Health. A person can be tested by more than one laboratory and can have both positive and negative results. **Therefore, the sum of the numbers in each column will be larger than the total number of people tested.**

| Reporting lab | Inconclusive | Negative | Positive | Percent positive | Total |
|--|--------------|----------|----------|------------------|-------|
| LAKE MARY HEALTH AND REHABILITATION CENTER | | 1 | 1 | 50% | 2 |
| ADVANCED RESEARCH FOR HEALTH IMPROVEMENT | | 1 | 1 | 50% | 2 |
| MC DIAGNOSTIC OF CONNECTICUT PC #459 | | 2 | | | 2 |
| MINUTE CLINIC LLC #5706 | | 1 | 1 | 50% | 2 |
| SCDHEC BUREAU OF LABORATORIES | | | 2 | 100% | 2 |
| UNITY HEALTH AND REHABILITATION CENTER | | | 2 | 100% | 2 |
| ARLINGTON DIALYSIS CENTER LLC | | 2 | | | 2 |
| LAKELAND HILLS CENTER | | 1 | 1 | 50% | 2 |
| PRECISION HEALTH SOLUTIONS | | | 2 | 100% | 2 |
| OHIO DEPARTMENT OF HEALTH | | | 2 | 100% | 2 |
| BFT LAB | | | 2 | 100% | 2 |
| HEALTHCARE NETWORK OF SOUTHWEST FLORIDA | | | 2 | 100% | 2 |
| Fort Gaines Health and Rehab | | 2 | | | 2 |
| MADISON HOSPITAL LABORATORY | | | 2 | 100% | 2 |
| CVS MINUTE CLINIC DIAGNOSTIC OF KANSAS, PA | | 2 | | | 2 |
| BOND AND STEELE CLINIC, PA | | 2 | | | 2 |
| CARL R DARNALL ARMY MEDICAL CENTER | | | 2 | 100% | 2 |
| WALGREENS #05477 | | 2 | | | 2 |
| CROSS CITY REHABILITATION AND HEALTH CARE CENTER | | 2 | | | 2 |
| JOHN D. ARCHBOLD MEM. HOSPITAL | | | 2 | 100% | 2 |
| ST PETERSBURG PEDIATRICS-EAST BAY | | | 2 | 100% | 2 |
| SOUTH DAKOTA DEPARTMENT OF HEALTH | | 2 | | | 2 |
| NATIONWIDE LABORATORY SERVICES | | 1 | 1 | 50% | 2 |
| MONROE COUNTY HEALTH DEPARTMENT | | | 2 | 100% | 2 |
| SPARROW CENTRAL LAB | | | 2 | 100% | 2 |
| PEDIATRIC HEALTH CARE (3577) | | 1 | 1 | 50% | 2 |
| ROCKEFELLER UNIVERSITY CLINICAL GENOMICS LABORATOR | | 2 | | | 2 |
| MID-FLORIDA HEMATOLOGY AND ONCOLOGY CENTERS | | 2 | | | 2 |
| Elba Nursing and Rehabilitation Center, LLC | | 2 | | | 2 |
| SOUTHWEST ORLANDO FAMILY MEDICINE, PL | | | 2 | 100% | 2 |
| PALM CITY NURSING AND REHAB CENTER | | | 2 | 100% | 2 |
| BAPTIST HEALTHCARE - LAKEVIEW CENTER INC | | 2 | | | 2 |
| MEMORIAL HERMANN CONSOLIDATED LABORATORY SERVICES | | | 2 | 100% | 2 |
| COL CROSSROAD | | 1 | 1 | 50% | 2 |
| VAIL VALLEY MEDICAL CENTER | | | 2 | 100% | 2 |
| ARKANSAS DEPARTMENT OF HEALTH | | | 2 | 100% | 2 |
| NOVADX | | 2 | | | 2 |
| URGENT TEAM - HUNTSVILLE | | 2 | | | 2 |
| CHESTERFIELD HEALTHCARE GROUP, INC | | 2 | | | 2 |
| AMERICAN SCIENTIFIC LABORATORIES LLC | | | 2 | 100% | 2 |
| TIEHH BIOTERRORISM RESPONSE LAB | | | 2 | 100% | 2 |
| ISLAND DOCTORS DAYTONA | | | 2 | 100% | 2 |
| MEADOWCREST FAMILY PHYSICIANS PA | | | 2 | 100% | 2 |
| COPELAND MEDICAL CLINIC | | 2 | | | 2 |
| MEDFIRST URGENT CARE | | | 2 | 100% | 2 |
| MEDICANA NURSING AND REHAB CENTER | | | 2 | 100% | 2 |
| MINUTECLINIC, LLC #03268 | | 2 | | | 2 |

COVID-19: testing by laboratory

Data through Nov 29, 2020 verified as of Nov 30, 2020 at 09:25 AM

Data in this report are provisional and subject to change.

The numbers in the table below represent the number of Florida and non-Florida residents for whom test results were received by the Department of Health. A person can be tested by more than one laboratory and can have both positive and negative results. **Therefore, the sum of the numbers in each column will be larger than the total number of people tested.**

| Reporting lab | Inconclusive | Negative | Positive | Percent positive | Total |
|---|--------------|----------|----------|------------------|-------|
| CLINICA HISPANIA | | | 2 | 100% | 2 |
| BAYLOR COLLEGE OF MEDICINE | | | 2 | 100% | 2 |
| SOUTHEAST GEORGIA HEALTH SYSTEM | | | 2 | 100% | 2 |
| ADVENTHEALTH MEDICAL GROUP PEDIATRIC & ADOLESCENT | | 2 | | | 2 |
| GALEN BAYLOR EXTENSION | | 2 | | | 2 |
| FLORIDA ATLANTIC UNIVERSITY STUDENT HEALTH | | | 2 | 100% | 2 |
| PEDIATRICS AND ADOLESCENT MEDICINE | | 2 | | | 2 |
| ADVANCED MEDICAL CARE | | | 2 | 100% | 2 |
| RAINBOW PEDIATRIC CENTER PA | | 1 | 1 | 50% | 2 |
| VIRTUA MEMORIAL HOSPITAL BURLINGTON COUNTY | | | 2 | 100% | 2 |
| FLORIDA MEDICAL CLINIC IM MLK | | 2 | | | 2 |
| VIRGINIA DEPT OF HEALTH OFFICE OF EPIDEMIOLOGY | | | 2 | 100% | 2 |
| RIVERVIEW MEDICAL CLINIC | | 2 | | | 2 |
| DEPARTMENT OF HEALTH AND HUMAN SERVICES DIVISION OF BEHAVIORAL HEALTH | | 1 | 1 | 50% | 2 |
| PALMS REHABILITATION AND HEALTHCARE CENTER | | | 2 | 100% | 2 |
| FIRST QUALITY LABORATORY | | | 2 | 100% | 2 |
| INSPIRED LIVING AT PALM BAY | | 2 | | | 2 |
| HCR MANOR CARE SERVICES OF FLORIDA III INC | | 2 | | | 2 |
| CORNERSTONE MEDICAL CARE OF BRANDON | | 2 | | | 2 |
| MINUTECLINIC DIAGNOSTIC OF NORTH CAROLINA PC #7054 | | 2 | | | 2 |
| MINUTE CLINIC DIAGNOSTIC OF PENNSYLVANIA | | 2 | | | 2 |
| CHILDRENS MEDICAL CENTER | | | 2 | 100% | 2 |
| COASTAL FAMILY PRACTICE | | | 2 | 100% | 2 |
| SCIENTIFIC LABORATORY COMPANY | | 2 | | | 2 |
| BAYMEADOWS PRIMARY CARE | | 2 | | | 2 |
| CROSSROADS | | | 2 | 100% | 2 |
| JUPITER MEDICAL CENTER URGENT CENTER | | | 2 | 100% | 2 |
| BNC Medical Investors, LLC Berrien Nursing & Rehabilitation Center | | 2 | | | 2 |
| PRECISION DIAGNOSTIC INC | | 2 | | | 2 |
| Lakeside Oaks Care Center | | | 2 | 100% | 2 |
| GENETIC ASSAYS INC | | | 2 | 100% | 2 |
| THE HOSPITAL OF PROVIDENCE EMERGENCY ROOM | | | 2 | 100% | 2 |
| MEDSTAR HARBOR HOSPITAL | | | 2 | 100% | 2 |
| AMERICAN MEDICAL LABORATORIES | | | 2 | 100% | 2 |
| BERNHARDT LABORATORIES | | | 2 | 100% | 2 |
| SHORE MEDICAL CENTER | | 2 | | | 2 |
| LIFE CARE CENTER OF PALM BAY | | 2 | | | 2 |
| ORLANDO LUTHERAN TOWERS | | 1 | 1 | 50% | 2 |
| REMISE OCCUPATIONAL HEALTH SOLUTIONS INC | | | 2 | 100% | 2 |
| SPECTRUM HEALTH | | | 2 | 100% | 2 |
| CPL LABS | | | 2 | 100% | 2 |
| ASSOCIATES MD CYPRESS CREEK | | | 2 | 100% | 2 |
| NEMOURS CHILDREN'S URGENT CARE | | | 2 | 100% | 2 |
| MINUTE-CLINIC DIAGNOSTIC OF VIRGINIA, LLC #794 | | 2 | | | 2 |
| MINIMALLY INVASIVE VASCULAR INC | | 2 | | | 2 |
| CVS MINUTE CLINIC DIAGNOSTIC OF TEXAS | | 2 | | | 2 |
| IMIC INC RESEARCH | | | 2 | 100% | 2 |

COVID-19: testing by laboratory

Data through Nov 29, 2020 verified as of Nov 30, 2020 at 09:25 AM

Data in this report are provisional and subject to change.

The numbers in the table below represent the number of Florida and non-Florida residents for whom test results were received by the Department of Health. A person can be tested by more than one laboratory and can have both positive and negative results. **Therefore, the sum of the numbers in each column will be larger than the total number of people tested.**

| Reporting lab | Inconclusive | Negative | Positive | Percent positive | Total |
|---|--------------|----------|----------|------------------|-------|
| TRUE HEALTH INC | | | 2 | 100% | 2 |
| VERILY LAB | | 2 | | | 2 |
| FLORENCE - HUNTSVILLE HOSPITAL URGENT CARE | | 2 | | | 2 |
| VILLA HEALTH NH LLC | | | 2 | 100% | 2 |
| PRINCETON VILLAGE☐ | | | 2 | 100% | 2 |
| HOLIDAY MEDICAL ASSOCIATES | | 1 | 1 | 50% | 2 |
| PALMETTO FAMILY HEALTH CENTER | | | 2 | 100% | 2 |
| PHYSICIANS MEDICAL CENTER | | 2 | | | 2 |
| TMH EC NORTHEAST LABORATORY | | | 2 | 100% | 2 |
| UNITED MEMORIAL MEDICAL CENTER | | | 2 | 100% | 2 |
| PHYSICIANS LABORATORY SERVICES | | | 2 | 100% | 2 |
| FLORIDA HOSPITAL PHYSICIAN GROUP | | 1 | 1 | 50% | 2 |
| FLORIDA PRIMARY & SPECIALTY CARE | | 2 | | | 2 |
| CANTERFIELD OF CLAY COUNTY | | 2 | | | 2 |
| VENICE GREEN VILLAGE | | 2 | | | 2 |
| CENTERPLACE HEALTH, INC | | | 2 | 100% | 2 |
| MAIN STREET MEDICAL CENTERS | | 2 | | | 2 |
| CARENOW URGENT CARE-SOUTHLAKE | | | 2 | 100% | 2 |
| FEDERAL CORRECTIONAL INSTITUTION MARIANNA | | | 2 | 100% | 2 |
| ORCHID COVE | | | 2 | 100% | 2 |
| ORLANDO ORTHOPAEDIC OUTPATIENT SURGERY CENTER | | | 2 | 100% | 2 |
| MINUTE CLINIC LLC | | | 2 | 100% | 2 |
| PEPIN ACADEMIES-PASCO | | 2 | | | 2 |
| UT PATH | | | 2 | 100% | 2 |
| FAMILY MEDICINE AT HUNTERS CREEK | | 2 | | | 2 |
| NLC LABS | | | 2 | 100% | 2 |
| STEBEN COUNTY PUBLIC HEALTH | | 2 | | | 2 |
| PM PEDIATRICS OF BAYSIDE PLLC - HOPEWELL JUNCTION | | 2 | | | 2 |
| DOCTOR 4 U CLINIC | | | 2 | 100% | 2 |
| ADVENTHEALTH CAR CENTER APOPKA | | | 2 | 100% | 2 |
| GRACE MEDICAL HOME | | 2 | | | 2 |
| SIGNATURE HEALTHCARE OF MIDDLEBURG | | 2 | | | 2 |
| PALOS COMMUNITY HOSPITAL LABORATORY | | | 2 | 100% | 2 |
| AHEC CLINIC | | 1 | 1 | 50% | 2 |
| STUDENT HEALTH SERVICES | | | 2 | 100% | 2 |
| ORANGE COUNTY HEALTH DEPARTMENT | | 1 | 1 | 50% | 2 |
| LEGACY LABORATORY SERVICES | | | 2 | 100% | 2 |
| MEDICINE SHOPPE #1306 THE | | 1 | 1 | 50% | 2 |
| UW MEDICINE VIROLOGY LAB | | | 2 | 100% | 2 |
| PELICAN LANDING | | 1 | 1 | 50% | 2 |
| FLORIDA KEYS PED & ADOLES CTR | | | 2 | 100% | 2 |
| PACIFICA SENIOR LIVING OCALA | | 2 | | | 2 |
| HOUSTON HEALTH DEPARTMENT - BUREAU OF LABORATORY SERVICES | | | 2 | 100% | 2 |
| Enterprise Health and Rehabilitation Center | | 2 | | | 2 |
| WHOLE FAMILY HEALTH CENTER INC | | 1 | 1 | 50% | 2 |
| NEW BRIDGE MEDICAL CENTER | | 2 | | | 2 |
| ALTRU DIAGNOSTICS INC | | | 2 | 100% | 2 |

COVID-19: testing by laboratory

Data through Nov 29, 2020 verified as of Nov 30, 2020 at 09:25 AM

Data in this report are provisional and subject to change.

The numbers in the table below represent the number of Florida and non-Florida residents for whom test results were received by the Department of Health. A person can be tested by more than one laboratory and can have both positive and negative results. **Therefore, the sum of the numbers in each column will be larger than the total number of people tested.**

| Reporting lab | Inconclusive | Negative | Positive | Percent positive | Total |
|--|--------------|----------|----------|------------------|-------|
| NAVAL BRANCH MEDICAL CLINIC | | | 2 | 100% | 2 |
| MEDICAL CENTER AT OCEAN REEF,THE | | 2 | | | 2 |
| NEBRASKA MEDICAL CENTER | | | 2 | 100% | 2 |
| MARCO ISLAND HOSPITAL INC D/B/A | | 1 | 1 | 50% | 2 |
| MEDFAST URGENT CARE CENTERS | | | 2 | 100% | 2 |
| Mt Sinai Aventura | | | 2 | 100% | 2 |
| EMORY UNIVERSITY HOSPITAL | | | 2 | 100% | 2 |
| SUNCOAST BLOOD BANK | | | 2 | 100% | 2 |
| WEISS PEDIATRIC CARE LLC | | 2 | | | 2 |
| UW HOSPITAL AND CLINICS | | 1 | 1 | 50% | 2 |
| LIFT HEALTH | | 2 | | | 2 |
| MERCY HEALTH LAB | | 1 | 1 | 50% | 2 |
| LEESBURG COMMUNITY HEALTH CENTERS | | | 2 | 100% | 2 |
| UC CORAL GABLES | | | 2 | 100% | 2 |
| ST VINCENT'S ST CLAIR | | 1 | 1 | 50% | 2 |
| OKLAHOMA STATE DEPARTMENT OF HEALTH-PUBLIC HEALTH LABORATORY | | | 2 | 100% | 2 |
| PEACEHEALTH CENTRAL | | 2 | | | 2 |
| ADVENTIST HINSDALE HOSPITAL LABORATORY | | | 2 | 100% | 2 |
| MINUTECLINIC DIAGNOSTIC OF NORTH CAROLINA, PC | | 1 | 1 | 50% | 2 |
| ST. CLOUD PHARMACY AND WELLNESS CENTER | | 2 | | | 2 |
| MEDICAL CENTER LABORATORY | | | 2 | 100% | 2 |
| CEDARS-SINAI MEDICAL CENTER | | | 2 | 100% | 2 |
| ROANE MEDICAL CENTER | | 1 | 1 | 50% | 2 |
| JEFFERSON COUNTY HEALTH DEPARTMENT-MONTICELLO | | 2 | | | 2 |
| SUNNY HILLS ALF OF SEBRING INC | | 2 | | | 2 |
| ASCENSION ST VINCENT'S RIVERSIDE | | | 2 | 100% | 2 |
| CRESTVIEW IMMEDIATE CARE LL | | | 2 | 100% | 2 |
| BAYLOR GENETICS | | 2 | | | 2 |
| BRANDYWYNE HEALTH CARE CENTER | | | 2 | 100% | 2 |
| MINUTECLINIC DIAGNOSTIC OF PA LLC | | 2 | | | 2 |
| TENNESSEE DEPARTMENT OF HEALTH (TDH) - REGIONAL LABORATORY | | | 2 | 100% | 2 |
| ACL LABORATORIES INDUSTRIAL TOXICOLOGY | | | 2 | 100% | 2 |
| Wesley Place on Honeysuckle | | 2 | | | 2 |
| MAWD PATHOLOGY GROUP | | | 2 | 100% | 2 |
| VENICE REGIONAL BAYFRONT HEALTH (PULMONARY) | | | 2 | 100% | 2 |
| PIEDMONT HOSPITAL LAB | | | 2 | 100% | 2 |
| JACKSON LABORATORY OF GENOMIC MEDICINE | | 2 | | | 2 |
| BAPTIST HEALTH MEDICAL CENTER | | | 2 | 100% | 2 |
| Z UROLOGY | | 2 | | | 2 |
| ADVANCED URGENT CARE LLC | | | 2 | 100% | 2 |
| DEKALB MEDICAL CENTER LABORATORY | | | 2 | 100% | 2 |
| KINGS BAY PEDIATRICS LLC | | | 2 | 100% | 2 |
| MEMORIAL SLOAN KETTERING CANCER CENTER | | 1 | 1 | 50% | 2 |
| CUMBERLAND MEDICAL CENTER INC | | 2 | | | 2 |
| PREMIER LABORATORY SERVICES, LLC | | | 2 | 100% | 2 |
| SPRINGS MEDICAL LAB | | 1 | 1 | 50% | 2 |
| DEPT OF HEALTH | | | 2 | 100% | 2 |

COVID-19: testing by laboratory

Data through Nov 29, 2020 verified as of Nov 30, 2020 at 09:25 AM

Data in this report are provisional and subject to change.

The numbers in the table below represent the number of Florida and non-Florida residents for whom test results were received by the Department of Health. A person can be tested by more than one laboratory and can have both positive and negative results. **Therefore, the sum of the numbers in each column will be larger than the total number of people tested.**

| Reporting lab | Inconclusive | Negative | Positive | Percent positive | Total |
|--|--------------|----------|----------|------------------|-------|
| HILLVIEW LABORATORY | | | 2 | 100% | 2 |
| WISE HEALTH SYSTEM | | 1 | 1 | 50% | 2 |
| DMC UNIVERSITY LABORATORIES | | 1 | 1 | 50% | 2 |
| PTC LABORATORIES | | | 2 | 100% | 2 |
| NIGHT LITE PEDIATRICS CENTER | | 1 | 1 | 50% | 2 |
| LIFE CARE HOME HEALTH SERVICES LLC | | | 2 | 100% | 2 |
| ADVENTHEALTH EAST ORLANDO EMPLOYEE CLINIC | | 2 | | | 2 |
| SPRING HILL REGIONAL HOSPITAL | | | 2 | 100% | 2 |
| ST. MARY'S MEDICAL CENTER EVANSVILLE, INC | | | 2 | 100% | 2 |
| ATLAS GENOMICS | | | 2 | 100% | 2 |
| CELEBRATION PEDIATRICS PA | | | 2 | 100% | 2 |
| PROFESSIONAL PARK PEDIATRICS PA | | | 2 | 100% | 2 |
| UTMB PATHOLOGY CLINICAL SERVICES LABORATORY | | | 2 | 100% | 2 |
| IMA MEDICAL CENTER | | 2 | | | 2 |
| UNIVERSITY OF MARYLAND MEDICAL CENTER | | | 2 | 100% | 2 |
| HEART OF FLORIDA HEALTH CENTER INC | | | 2 | 100% | 2 |
| WHOLE CHILD PEDIATRICS | | | 2 | 100% | 2 |
| EDEN AT CRESTVIEW | | | 2 | 100% | 2 |
| THE CLUB AT BOYNTON BEACH, LLC | | | 2 | 100% | 2 |
| GRAND VILLA OF MELBOURNE | | | 2 | 100% | 2 |
| MAIN STREET MEDICAL CENTER OF CRESTVIEW PA | | | 2 | 100% | 2 |
| LAKE NONA PEDIATRICS IN ASSOCIATION WITH NEMOURS | | 2 | | | 2 |
| RUSH UNIVERSITY MEDICAL CENTER LABORATORY | | | 2 | 100% | 2 |
| SANFORD REGIONAL HOSPITAL WORTHINGTON | | 2 | | | 2 |
| WYOMING DEPT OF HEALTH | | | 2 | 100% | 2 |
| CARENOW URGENT CARE-DONELSON | | 2 | | | 2 |
| FLORIDA COMMUNITY HEALTH CENTERS, INC. | | | 2 | 100% | 2 |
| NOVA SOUTHEASTERN UNIVERSITY - STUDENT MEDICAL CTR | | | 2 | 100% | 2 |
| ADVENTHEALTH MEDICAL GROUP PEDIATRICS AT | | 1 | 1 | 50% | 2 |
| SARASOTA MEMORIAL MEDICAL URGENT CARE CENTER | | | 2 | 100% | 2 |
| CYPRESS VILLAGE | | 1 | 1 | 50% | 2 |
| AFFORDABLE PRIMARY CARE LLC | | 2 | | | 2 |
| CELEBRATION PEDIATRICS | | | 2 | 100% | 2 |
| 87TH MEDICAL GROUP - MCGUIRE AMBULATORY CARE FACILITY | | 2 | | | 2 |
| BERGEN COUNTY SURGICAL AND ENDOSCOPY CENTER | | 2 | | | 2 |
| RAPID CITY RUGENT CARE | | | 2 | 100% | 2 |
| MORRISTOWN MEMORIAL HOSPITAL | | 2 | | | 2 |
| COASTAL MEDICAL LAB | | | 2 | 100% | 2 |
| ASHTON PLACE | | 2 | | | 2 |
| JOHNNIE RUTH CLARKE LAB | | | 2 | 100% | 2 |
| CRUC CMCH-COVID-19 | | 2 | | | 2 |
| FL DEPT OF HEALTH MARION COUNTY MOBILE HEALTH UNIT | | | 2 | 100% | 2 |
| ADVANCED URGENT CARE CENTER OF THE UPPER KEYS | | | 2 | 100% | 2 |
| MINUTE-CLINIC DIAGNOSTIC OF VIRGINIA, LLC #2003 | | 1 | 1 | 50% | 2 |
| UNIVERSITY OF WASHINGTON MEDICAL CENTER (UWMC) EMERGENCY DEPT. | | | 2 | 100% | 2 |
| YOUTH AND YOU, INC | | 2 | | | 2 |
| ADVANCED PEDIATRICS OF BOCA LLC | | | 2 | 100% | 2 |

COVID-19: testing by laboratory

Data through Nov 29, 2020 verified as of Nov 30, 2020 at 09:25 AM

Data in this report are provisional and subject to change.

The numbers in the table below represent the number of Florida and non-Florida residents for whom test results were received by the Department of Health. A person can be tested by more than one laboratory and can have both positive and negative results. **Therefore, the sum of the numbers in each column will be larger than the total number of people tested.**

| Reporting lab | Inconclusive | Negative | Positive | Percent positive | Total |
|--|--------------|----------|----------|------------------|-------|
| SUPERIOR RESIDENCES AT CALA HILLS | | 2 | | | 2 |
| EXPRESSCARE URGENT CARE CENTER | | | 2 | 100% | 2 |
| TERRACE AT HOBE SOUND, THE | | 1 | 1 | 50% | 2 |
| BROOKDALE SENIOR LIVING | | | 2 | 100% | 2 |
| INTERNAL MEDICINE ASSOCIATES-DUNELLON | | | 2 | 100% | 2 |
| ALLIED PHYSICIANS GROUP PLLC | | 2 | | | 2 |
| CARE 365 | | | 2 | 100% | 2 |
| COOK HOSPITAL AND CARE CENTER | | 1 | 1 | 50% | 2 |
| NORTH DAKOTA DEPT OF HEALTH MICROBIOLOGY | | | 2 | 100% | 2 |
| REGENCY OAKS HEALTH CENTER | | 2 | | | 2 |
| Broadview Multi-Care Center | | 2 | | | 2 |
| VANAYER HEALTHCARE AND REHAB CENTER | | 2 | | | 2 |
| VALDOSTA FAMILY MEDICINE | | | 2 | 100% | 2 |
| APOLLO SURGERY CENTER | | | 2 | 100% | 2 |
| ADVANCED EMURGENT CARE | | 2 | | | 2 |
| NORTH FLORIDA INTERNAL MEDICINE PA | | 2 | | | 2 |
| University Center East | | | 2 | 100% | 2 |
| FLORIDA HOSPITAL APOPKA | | 1 | 1 | 50% | 2 |
| SPECIALTY LABORATORIES | | | 2 | 100% | 2 |
| ST VINCENTS AMBULATORY CARE INC DBA | | | 2 | 100% | 2 |
| SHANDS AT LAKE SHORE LAB | | | 2 | 100% | 2 |
| DALLAS MEDICAL CENTER | | | 2 | 100% | 2 |
| PRINCETON BMC LABORATORY | | 2 | | | 2 |
| NORTHWELL HEALTH | | | 2 | 100% | 2 |
| ST LUKES HOSPITAL | | | 2 | 100% | 2 |
| STEWARD ST ELIZABETH MEDICAL CENTER | | | 2 | 100% | 2 |
| VALLEY BAPTIST MEDICAL CENTER: BROWNSVILLE | | | 2 | 100% | 2 |
| Magnolia Health and Rehab Center | | | 2 | 100% | 2 |
| Cornerstone at the Ranch | | 1 | | | 1 |
| LAKESIDE MEDICAL CENTER | | 1 | | | 1 |
| Harris Hill Nursing Facility | | 1 | | | 1 |
| MINUTECLINIC DIAGNOSTIC OF NORTH CAROLINA PC #5341 | | 1 | | | 1 |
| ST. LUKE'S HOSPITAL - BETHLEHEM CAMPUS | | 1 | | | 1 |
| FRESENIUS SOUTH FORT MYERS | | 1 | | | 1 |
| LEHIGH PULMONARY ASSOCIATES | | | 1 | 100% | 1 |
| MIDDLE TENN MENTAL HEALTH INSTITUTE | | 1 | | | 1 |
| SOUTHWEST REGIONAL PCR LABORATORY | | | 1 | 100% | 1 |
| PEACHEALTH LABORATORIES | | 1 | | | 1 |
| KEY WEST BRANCH MEDICAL CLINIC | | | 1 | 100% | 1 |
| OMNICARE PHARMACY OF TEXAS 1, LP | | 1 | | | 1 |
| SOUTHERN SPRINGS HEALTH CARE | | 1 | | | 1 |
| BLOOMINGDALE PEDIATRIC ASSOCIATES PA | | | 1 | 100% | 1 |
| GWINNETT MEDICAL CENTER | | | 1 | 100% | 1 |
| MADISON FACILITY INC | | | 1 | 100% | 1 |
| ADIRONDACK MEDICAL CENTER | | 1 | | | 1 |
| UMHC HOLLYWOOD LABORATORY | | | 1 | 100% | 1 |
| DELAWARE DIAGNOSTICS LABS | | | 1 | 100% | 1 |

COVID-19: testing by laboratory

Data through Nov 29, 2020 verified as of Nov 30, 2020 at 09:25 AM

Data in this report are provisional and subject to change.

The numbers in the table below represent the number of Florida and non-Florida residents for whom test results were received by the Department of Health. A person can be tested by more than one laboratory and can have both positive and negative results. **Therefore, the sum of the numbers in each column will be larger than the total number of people tested.**

| Reporting lab | Inconclusive | Negative | Positive | Percent positive | Total |
|---|--------------|----------|----------|------------------|-------|
| ManorCare Rehabilitation Center- Decatur | | 1 | | | 1 |
| LINCOLN MEDICAL CENTER | | 1 | | | 1 |
| LEELANAU OPCO, LLC | | 1 | | | 1 |
| MD NOW URGENT CARE | | | 1 | 100% | 1 |
| MEDEXPRESS URGENT CARE - LAKELAND | | | 1 | 100% | 1 |
| Masonic Medical Research Institute | | | 1 | 100% | 1 |
| LONGWOOD PEDIATRICS LLC | | | 1 | 100% | 1 |
| WELLMED AT FORT PIERCE | | 1 | | | 1 |
| ADVENTHEALTH MEDICAL GROUP FAMILY AND INTERNAL | | | 1 | 100% | 1 |
| BRIDGEWATER PARK ASSISTED LIVING LLC | | | 1 | 100% | 1 |
| NEIGHBORCARE PHARMACY SERVICES | | 1 | | | 1 |
| MID-FLORIDA CANCER CENTERS | | 1 | | | 1 |
| COLONIAL MEDICAL CENTER-EAST ORLANDO | | | 1 | 100% | 1 |
| THE LITTLE CLINIC | | | 1 | 100% | 1 |
| BLACK STALLION WALK IN AND EXERCISE CLINICS LLC | | 1 | | | 1 |
| BRISTOL REGINAL MEDICAL CENTER | | | 1 | 100% | 1 |
| US LABORATORIES | | | 1 | 100% | 1 |
| ST MARY'S OF SAGINAW | | 1 | | | 1 |
| COMMUNITY | | | 1 | 100% | 1 |
| LOUNDY | | 1 | | | 1 |
| LAKE LURE HEALTH CENTER | | | 1 | 100% | 1 |
| ST. MARY MEDICAL CENTER | | 1 | | | 1 |
| Washington County Nursing H0me | | | 1 | 100% | 1 |
| GSM OCED Subsection | | | 1 | 100% | 1 |
| BLOOD SYSTEMS LABORATORIES | | | 1 | 100% | 1 |
| CHRISTUS SPOHN HOSPITAL | | | 1 | 100% | 1 |
| NORTH SHORE MEDICAL CENTER - SALEM HOSPITAL | | | 1 | 100% | 1 |
| BERKSHIRE MEDICAL CENTER | | | 1 | 100% | 1 |
| ASCENSION ST VINCENT'S MEDICAL CENTER | | | 1 | 100% | 1 |
| VIERA HEALTH AND REHABILITATION CENTER | | | 1 | 100% | 1 |
| SPECTRUM LUDINGTON | | | 1 | 100% | 1 |
| Eddy Memorial Geriatric Center | | 1 | | | 1 |
| ELEMENTS PHARMACY | | | 1 | 100% | 1 |
| ADVENT HEALTH MEDICAL GROUP FAMILY MEDICINE | | | 1 | 100% | 1 |
| CLINICAL LABORATORY DEPARTMENT | | | 1 | 100% | 1 |
| YUMA REGIONAL MEDICAL CENTER | | | 1 | 100% | 1 |
| BETHPAGE EXTENDED HOURS CENTER | | 1 | | | 1 |
| Signature healthcare of Jacksonville | | 1 | | | 1 |
| SIGNATURE CARE COLLEGE STATION | | | 1 | 100% | 1 |
| ST. PETERSBURG PEDIATRICS- 38TH AVENUE | | | 1 | 100% | 1 |
| PCR DIAGNOSTICS | | | 1 | 100% | 1 |
| CLEVELAND CLINIC IMAGING | | | 1 | 100% | 1 |
| FAMILY PRACTICE ASSOCIATES | | 1 | | | 1 |
| CARESPOT URGENT CARE | | 1 | | | 1 |
| SPRINGFIELD HOSPITAL | | | 1 | 100% | 1 |
| KINGWOOD EMERGENCY HOSPITAL | | | 1 | 100% | 1 |
| NYC PUBLIC HEALTH LABS | | | 1 | 100% | 1 |

COVID-19: testing by laboratory

Data through Nov 29, 2020 verified as of Nov 30, 2020 at 09:25 AM

Data in this report are provisional and subject to change.

The numbers in the table below represent the number of Florida and non-Florida residents for whom test results were received by the Department of Health. A person can be tested by more than one laboratory and can have both positive and negative results. **Therefore, the sum of the numbers in each column will be larger than the total number of people tested.**

| Reporting lab | Inconclusive | Negative | Positive | Percent positive | Total |
|--|--------------|----------|----------|------------------|-------|
| Brio of Johnston | | 1 | | | 1 |
| Trucare Living Centers - Columbus | | 1 | | | 1 |
| RIVERSIDE METHODIST HOSPITAL LAB | | | 1 | 100% | 1 |
| MALUHIA | | 1 | | | 1 |
| CHP COVID-19 (TX) | | | 1 | 100% | 1 |
| MARYLAND DEPARTMENT OF HEALTH AND MENTAL HYGIENE | | | 1 | 100% | 1 |
| MILFORD REGIONAL HOSPITAL | | | 1 | 100% | 1 |
| PSL JAX BEACH OPERATIONS LLC | | | 1 | 100% | 1 |
| JACKSON MADISON CO. GEN. HOSPITAL | | | 1 | 100% | 1 |
| SURGERY CENTER, THE | | | 1 | 100% | 1 |
| American Fork Care Center dba Heritage Care Center | | 1 | | | 1 |
| TAMPA INTERNATIONAL AIRPORT | | | 1 | 100% | 1 |
| Manatee Springs Rehabilitation and Nursing Center | | 1 | | | 1 |
| OCCUPATIONAL HEALTH CENTER | | 1 | | | 1 |
| TAYLOR MANOR | | 1 | | | 1 |
| Oakview Manor Health and Rehab | | 1 | | | 1 |
| IDAHO HEALTH DEPARTMENT | | | 1 | 100% | 1 |
| HANCOCK REGIONAL HOSPITAL | | 1 | | | 1 |
| BRANDON REGIONAL EMERGENCY CTR | | | 1 | 100% | 1 |
| MEA PRIMARY CARE PLUS BYRAM | | | 1 | 100% | 1 |
| CARTERSVILLE MEDICAL CENTER | | | 1 | 100% | 1 |
| NEW YORK CITY DEPARTMENT OF HEALTH | | | 1 | 100% | 1 |
| MED TECH SERVICES OF PALM BEACH INC | | 1 | | | 1 |
| PROFESSIONAL HEALTH EXAMINERS | | | 1 | 100% | 1 |
| ALL CARE URGENT CARE | | | 1 | 100% | 1 |
| NURSING PLUS OF BROWARD LLC | | 1 | | | 1 |
| HIALEAH HOSPITAL RESPIRATORY DEPT | | | 1 | 100% | 1 |
| Ramsey Village | | 1 | | | 1 |
| INNOVATIVE HEALTH DIAGNOSTIC OF CALIFORNIA | | | 1 | 100% | 1 |
| NAPHCARE INC | | 1 | | | 1 |
| MEMORIAL HEALTH UNIVERSITY MEDICAL CENTER | | | 1 | 100% | 1 |
| MEDSTAR HEALTH URGENT CARE | | | 1 | 100% | 1 |
| COASTAL LABORATORIES OF FLORIDA | | | 1 | 100% | 1 |
| LUTHERAN HAVEN ASSISTED LIVING | | 1 | | | 1 |
| MEDICAL CITY NORTH HILLS | | | 1 | 100% | 1 |
| PRISMA HEALTH TUOMEY LABORATORY | | | 1 | 100% | 1 |
| REGIONS HOSPITAL LABORATORY | | | 1 | 100% | 1 |
| OHIO VALLEY MANOR NURSING & | | 1 | | | 1 |
| Florida Clinical Laboratory | | | 1 | 100% | 1 |
| UTAH DEPARTMENT OF HEALTH | | | 1 | 100% | 1 |
| CLERMONT HEALTH DEPARTMENT | | | 1 | 100% | 1 |
| SOLARIS HEALTHCARE PLANT CITY | | 1 | | | 1 |
| MRMC LAB MICRO | | | 1 | 100% | 1 |
| BAYFRONT HEALTH - CONVENIENT CARE NORTHEAST | | | 1 | 100% | 1 |
| ACCESS FAMILY CARE LLC | | | 1 | 100% | 1 |
| Princeton Place | | | 1 | 100% | 1 |
| NORTH SHORE HEMATOLOGY-ONCOLOGY ASSOCIATES PC | | 1 | | | 1 |

COVID-19: testing by laboratory

Data through Nov 29, 2020 verified as of Nov 30, 2020 at 09:25 AM

Data in this report are provisional and subject to change.

The numbers in the table below represent the number of Florida and non-Florida residents for whom test results were received by the Department of Health. A person can be tested by more than one laboratory and can have both positive and negative results. **Therefore, the sum of the numbers in each column will be larger than the total number of people tested.**

| Reporting lab | Inconclusive | Negative | Positive | Percent positive | Total |
|--|--------------|----------|----------|------------------|-------|
| CVS MINUTE CLINIC DIAG OF IND, LLC #6549 | | 1 | | | 1 |
| LABORATORY COPRORATION OF AMERICA | | | 1 | 100% | 1 |
| COMMUNITY MEDICAL AND DENTAL CARE INC | | 1 | | | 1 |
| JOSEF SCHENKER MD PC DBA CENTERS URGENT | | 1 | | | 1 |
| CVA MINUTE CLINIC DIAGNOSTIC OF VIRGINIA, LLC | | 1 | | | 1 |
| TARPON BAYOU CENTER | | | 1 | 100% | 1 |
| USF PHYSICIANS GROUP | | | 1 | 100% | 1 |
| MERCY – NORTH IOWA | | | 1 | 100% | 1 |
| CFHC - FROSTPROOF | | | 1 | 100% | 1 |
| BAPTIST HOSPITAL OF MIAMI MCI BROWARD LABORATORY | | | 1 | 100% | 1 |
| ILLINOIS DEPT OF PUBLIC HEALTH LABS | | | 1 | 100% | 1 |
| HACKENSACK UNIVERSITY MEDICAL CENTER | | 1 | | | 1 |
| BRIGHAM AND WOMEN'S HOSPITAL | | | 1 | 100% | 1 |
| CHILDRENS SPECIALIST PEDIATRIC PULMMOLOGY & | | | 1 | 100% | 1 |
| DOCTORS HOSPITAL OF LAREDO | | | 1 | 100% | 1 |
| PENSACOLA PATHOLOGY | | 1 | | | 1 |
| BAPTIST HEALTH LEXINGTON | | | 1 | 100% | 1 |
| FIT4LIFE MEDICAL CENTER | | | 1 | 100% | 1 |
| Senatobia Healthcare & Rehab | | 1 | | | 1 |
| DAYTONA BEACH CENTRA CARE | | | 1 | 100% | 1 |
| DE TAR HOSPITAL | | | 1 | 100% | 1 |
| DRR JMC URGENT CARE DONALD ROSS | | | 1 | 100% | 1 |
| HOUSTON METHODIST HOSPITAL | | | 1 | 100% | 1 |
| ER NEAR ME HULEN | | 1 | | | 1 |
| LEGACY ER & URGENT CARE - FRISCO WEST | | | 1 | 100% | 1 |
| EXACCARE KINGSTON, LLC | | | 1 | 100% | 1 |
| HALIFAX HEALTH PRIMARY CARE | | | 1 | 100% | 1 |
| BLUEWATER TOXICOLOGY | | | 1 | 100% | 1 |
| BAYCARE OUTREACH LAB WH SOUTH | | | 1 | 100% | 1 |
| SHANDS JACKSONVILLE CLINICAL CENTER | | | 1 | 100% | 1 |
| CONVENIENT MEDICAL AND HEALTH SERVICES | | | 1 | 100% | 1 |
| SANTA MONICA CA-UCLA MC | | | 1 | 100% | 1 |
| SACRED HEART HEALTH SYSTEM, INC | | | 1 | 100% | 1 |
| MORNINGSIDE NURSING AND REHABILITATION | | 1 | | | 1 |
| MEDICAL CENTER OF CENTRAL GEORGIA | | | 1 | 100% | 1 |
| WALGREENS #5130 | | | 1 | 100% | 1 |
| MID-FLORIDA PATHOLOGY LLC | | 1 | | | 1 |
| MEDICAL LIFE-INC GUIDEWELL EMERGENCY MEDICINE | | | 1 | 100% | 1 |
| EAST TENNESSEE STATE UNIVERSITY | | 1 | | | 1 |
| BIODORON LABORATORIES | | | 1 | 100% | 1 |
| UMASS MEMORIAL MEDICAL CENTER, INC | | 1 | | | 1 |
| FIVE STAR PREMIER RESIDENCES OF POMPANO BEACH | | | 1 | 100% | 1 |
| MEDEXPRESS - BLOOMIN BRANDS | | | 1 | 100% | 1 |
| LABCORP UNSPECIFIED | | 1 | | | 1 |
| AUSTIN PUBLIC HEALTH | | | 1 | 100% | 1 |
| HOLYOKE MEDICAL CENTER | | | 1 | 100% | 1 |
| Remarkable Healthcare Dallas | | | 1 | 100% | 1 |

COVID-19: testing by laboratory

Data through Nov 29, 2020 verified as of Nov 30, 2020 at 09:25 AM

Data in this report are provisional and subject to change.

The numbers in the table below represent the number of Florida and non-Florida residents for whom test results were received by the Department of Health. A person can be tested by more than one laboratory and can have both positive and negative results. **Therefore, the sum of the numbers in each column will be larger than the total number of people tested.**

| Reporting lab | Inconclusive | Negative | Positive | Percent positive | Total |
|--|--------------|----------|----------|------------------|-------|
| ST. LUCIE COUNTY HEALTH DEPARTMENT | | 1 | | | 1 |
| NEW GEN LABS | | | 1 | 100% | 1 |
| HOUSTON DEPARTMENT OF HEALTH AND HUMAN SERVICES | | | 1 | 100% | 1 |
| VANAJA SUREDDI MD PA | | | 1 | 100% | 1 |
| SOUTH DADE NURSING & REHABILITATION CENTER | | | 1 | 100% | 1 |
| INTEGRATED REGIONAL LABS | | | 1 | 100% | 1 |
| The Care Center at Pinellas Park | | 1 | | | 1 |
| CELEBRATION FAMILY PHYSICIANS LLC | | | 1 | 100% | 1 |
| AUGUSTA HEALTH CLINICAL LABORATORY | | | 1 | 100% | 1 |
| Elm Crest Senior Living Community | | 1 | | | 1 |
| WEST COAST CLINICAL LABS INC | | | 1 | 100% | 1 |
| Avera Sr. James Care Center | | 1 | | | 1 |
| PARKWAY REGIONAL MEDICAL CENTER LAB | | | 1 | 100% | 1 |
| LOGAN COUNTY HOSPITAL | | | 1 | 100% | 1 |
| CANDLER HOSPITAL | | | 1 | 100% | 1 |
| WARD MEMORIAL HOSPITAL | | 1 | | | 1 |
| MINUTECLINIC DIAGNOSTIC OF TEXAS | | 1 | | | 1 |
| WALGREENS #06025 | | 1 | | | 1 |
| CAH ACQUISITION COMPANY 11 LLC | | | 1 | 100% | 1 |
| MEDFAST URGENT CARE CENTERS, LLC | | 1 | | | 1 |
| FAITH FAMILY PRACTICE | | | 1 | 100% | 1 |
| DOCTORS CARE – GREER | | 1 | | | 1 |
| Crowne Place Assisted Living | | 1 | | | 1 |
| OXY-GENLAB | | | 1 | 100% | 1 |
| WALKIN MEDICAL URGENT CARE,NEW CITY | | | 1 | 100% | 1 |
| FLORIDA DEPARTMENT OF HEALTH PALM BEACH COUNTY | | | 1 | 100% | 1 |
| MACCLENNY NURSING AND REHAB | | | 1 | 100% | 1 |
| BROOKSVILLE REGIONAL HOSPITAL | | | 1 | 100% | 1 |
| DIXITKUMAR N MODI MD PA | | | 1 | 100% | 1 |
| AVERA SACRED HEART HOSPITAL | | | 1 | 100% | 1 |
| FOUNTAINS OF HOPE LLC, THE | | 1 | | | 1 |
| SCRIPPS CLINIC MEDICAL | | | 1 | 100% | 1 |
| PANAMA PHARMACY | | | 1 | 100% | 1 |
| CLINCLOUD, LLC | | | 1 | 100% | 1 |
| KETTERING MEDICAL CENTER | | | 1 | 100% | 1 |
| SAINT ALPHONSUS REGIONAL MEDICAL CENTER | | | 1 | 100% | 1 |
| THE VILLAGES HEALTH | | | 1 | 100% | 1 |
| UNIVERSITY OF MARYLAND PATHOLOGY ASSOCIATES | | | 1 | 100% | 1 |
| PUBLIX PHARMACY #0332 | | 1 | | | 1 |
| CQUENTIA NGS, LLC | | | 1 | 100% | 1 |
| SISTERS MISSION | | | 1 | 100% | 1 |
| ADVENTHEALTH SENIOR CARE AT ORMOND | | | 1 | 100% | 1 |
| MISSOURI DEPARTMENT OF HEALTH AND SENIOR SERVICES - STATE PH LAB | | 1 | | | 1 |
| TALLAHASSEE MEMORIAL HEALTHCARE | | | 1 | 100% | 1 |
| COOPER CLINIC | | | 1 | 100% | 1 |
| EXCEL URGENT CARE OF NJ | | | 1 | 100% | 1 |
| HEALTH CARE SERVICES LC | | | 1 | 100% | 1 |

COVID-19: testing by laboratory

Data through Nov 29, 2020 verified as of Nov 30, 2020 at 09:25 AM

Data in this report are provisional and subject to change.

The numbers in the table below represent the number of Florida and non-Florida residents for whom test results were received by the Department of Health. A person can be tested by more than one laboratory and can have both positive and negative results. **Therefore, the sum of the numbers in each column will be larger than the total number of people tested.**

| Reporting lab | Inconclusive | Negative | Positive | Percent positive | Total |
|--|--------------|----------|----------|------------------|-------|
| FLORIDA DEPARTMENT OF HEALTH IN LEE COUNTY | | | 1 | 100% | 1 |
| MID-FLORIDA PATHOLOGY LLC - MOBILE UNIT # 3 | | | 1 | 100% | 1 |
| HERNANDO COUNTY HEALTH DEPT | | | 1 | 100% | 1 |
| LEE MEMORIAL HOSPITAL OUTPATIENT SURGERY CENTER | | | 1 | 100% | 1 |
| QUEST DIAGNOSTICS CLINICAL LABORATORIES INC | | 1 | | | 1 |
| DOCS URGENT CARE | | | 1 | 100% | 1 |
| Good Samaritan Society-Blackduck | | 1 | | | 1 |
| SAINT JOSEPHS HOSPITAL OF ATLANTA | | | 1 | 100% | 1 |
| CLINICAL LABORATORY | | 1 | | | 1 |
| The Crossroads | | 1 | | | 1 |
| San Antonio Residence and Rehabilitation Center | | 1 | | | 1 |
| OHIO HEALTH DOCTORS HOSPITAL | | | 1 | 100% | 1 |
| BELLE GLADES HEALTH CLINIC | | | 1 | 100% | 1 |
| HUNTERS CREEK PEDIATRICS | | 1 | | | 1 |
| JUPITER PEDIATRIC ASSOCIATES, PA | | | 1 | 100% | 1 |
| STUART SURGERY CENTER, LLC | | | 1 | 100% | 1 |
| XSTREMEMD | | | 1 | 100% | 1 |
| LRGHEALTHCARE | | 1 | | | 1 |
| NDX-CORE LAB | | | 1 | 100% | 1 |
| NORTHCREST MEDICAL CENTER | | | 1 | 100% | 1 |
| MERITUS MEDICAL CENTER | | | 1 | 100% | 1 |
| NORTON HEALTHCARE | | | 1 | 100% | 1 |
| ALABAMA REFERENCE LAB | | | 1 | 100% | 1 |
| KENILWORTH CARE & REHABILITATION CENTER | | | 1 | 100% | 1 |
| SENIOR LIVING IV SUN CITY LLC | | 1 | | | 1 |
| DALLAS COUNTY HEALTH AND HUMAN SERVICES | | | 1 | 100% | 1 |
| Greystone Health Care Center | | 1 | | | 1 |
| THE HEART HOSPITAL BAYLOR PLANO | | | 1 | 100% | 1 |
| TIMPANOGOS REGIONAL HOSPITAL | | | 1 | 100% | 1 |
| AVON PARK CLUSTER | | 1 | | | 1 |
| Manorcare Health Services West Reading North | | 1 | | | 1 |
| VA OPTOMETRY CLINIC | | | 1 | 100% | 1 |
| FAMILY MEDICAL CENTERS | | | 1 | 100% | 1 |
| EASTMAN HEALTHCARE & REHAB | | 1 | | | 1 |
| ADVANCE GASTROENTEROLOGY | | | 1 | 100% | 1 |
| FLORIDA HOSPITAL TRANSPLANT CENTER | | 1 | | | 1 |
| NORTH CAROLINA STATE LABORATORY OF PUBLIC HEALTH, SPECTRUM LAB NETWORK | | | 1 | 100% | 1 |
| GAMMA HEALTHCARE, INC | | 1 | | | 1 |
| SIGNATURE CARE MIDLAND | | | 1 | 100% | 1 |
| FRESENIUS KIDNEY CARE FORT WALTON BEACH | | | 1 | 100% | 1 |
| GENESIS MICROBIOLOGY LAB | | 1 | | | 1 |
| UT AUSTIN UNIVERSITY HEALTH SERVICES | | | 1 | 100% | 1 |
| OCALA FAMILY MEDICAL CENTER | | 1 | | | 1 |
| SUNY AT STONY BROOK | | | 1 | 100% | 1 |
| Consulate Health Care of Tallahassee | | | 1 | 100% | 1 |
| PROGRESS PHARMACY INC | | | 1 | 100% | 1 |
| BRANDON OUTREACH CLINIC | | | 1 | 100% | 1 |

COVID-19: testing by laboratory

Data through Nov 29, 2020 verified as of Nov 30, 2020 at 09:25 AM

Data in this report are provisional and subject to change.

The numbers in the table below represent the number of Florida and non-Florida residents for whom test results were received by the Department of Health. A person can be tested by more than one laboratory and can have both positive and negative results. **Therefore, the sum of the numbers in each column will be larger than the total number of people tested.**

| Reporting lab | Inconclusive | Negative | Positive | Percent positive | Total |
|--|--------------|----------|----------|------------------|-------|
| WILTON MANORS HEALTH & REHABILITATION CENTER | | | 1 | 100% | 1 |
| ALLEGANY COUNTY DEPARTMENT OF HEALTH | | 1 | | | 1 |
| CLUB HEALTH AND REHABILITATION CENTER, THE | | 1 | | | 1 |
| ADVENTHEALTH HOSPICE CARE CENTRAL FLORIDA | | 1 | | | 1 |
| A.G. Rhodes | | 1 | | | 1 |
| ANY LAB TEST FAST CORP | | | 1 | 100% | 1 |
| PANCARE HEALTH - VERNON ELEMENTARY | | | 1 | 100% | 1 |
| OVIEDO CHILDRENS HEALTH CENTER LLC | | 1 | | | 1 |
| COMMUNITY MEDICAL CENTER-ORANGE CITY | | 1 | | | 1 |
| SPECTRUM LABORATORY | | | 1 | 100% | 1 |
| SOUTHERN HILLS MEDICAL CENTER | | | 1 | 100% | 1 |
| ST. MICHAEL'S ELITE HOSPITAL | | | 1 | 100% | 1 |
| APC PEDIATRICS | | | 1 | 100% | 1 |
| HALEYVILLE HEALTH CARE CENTER | | 1 | | | 1 |
| FORT MYERS REHABILITATION AND NURSING CENTER | | 1 | | | 1 |
| FAIRFIELD MEDICAL CENTER | | | 1 | 100% | 1 |
| LABRADOR PRIMARY CARE CENTER | | | 1 | 100% | 1 |
| WANTAGH URGENT CARE | | 1 | | | 1 |
| CVS MINUTE CLINIC DIAG OF IND LLC #5206 | | 1 | | | 1 |
| SHEEPSHEAD BAY URGENT CARE | | 1 | | | 1 |
| BROOKDALE OVIEDO | | 1 | | | 1 |
| FLORIDA DIGESTIVE AND LIVER SPECIALISTS | | | 1 | 100% | 1 |
| ARNOLD PALMER HOSPITAL LAB POCT | | 1 | | | 1 |
| COMPASSION PEDIATRICS | | | 1 | 100% | 1 |
| KANA MEDICAL | | | 1 | 100% | 1 |
| CONSULATE HEALTH CARE OF VERO BEACH | | | 1 | 100% | 1 |
| HERNANDO CHILDREN'S | | | 1 | 100% | 1 |
| TREASURE COAST MEDICAL CONCIERGE LLC | | | 1 | 100% | 1 |
| AVERA ST. MARY'S HOSPITAL | | | 1 | 100% | 1 |
| QC LABORATORY | | | 1 | 100% | 1 |
| WESTON COUNTY HEALTH SERVICES | | | 1 | 100% | 1 |
| SIGNATURE CARE LEWISVILLE-EMERGENCY CENTER | | | 1 | 100% | 1 |
| Buena Vista Care Center | | 1 | | | 1 |
| FLORIDA HOSPITAL ORMOND BEACH | | | 1 | 100% | 1 |
| ROAN DRUG COMPANY LLC | | 1 | | | 1 |
| ELITE CARE | | | 1 | 100% | 1 |
| PROGRESSIVE MEDICAL LAB LLC | | | 1 | 100% | 1 |
| MIAMI-DADE COUNTY HEALTH DEPT. | | 1 | | | 1 |
| PUBLIC HEALTH TRUST OF MIAMI DADE COUNTY | | | 1 | 100% | 1 |
| ATHENS LIMESTONE HOSPITAL | | 1 | | | 1 |
| WASHINGTON STATE DEPARTMENT OF HEALTH PUBLIC HEALTH LABORATORIES | | | 1 | 100% | 1 |
| HAWAII DEPARTMENT OF HEALTH | | | 1 | 100% | 1 |
| MAINE HEALTH AND ENVIRONMENTAL TESTING LABORATORY | | | 1 | 100% | 1 |
| ADVANCED URGENT CARE PLLC | | 1 | | | 1 |
| MIAMI CHILDRENS HOSPITAL MIDTOWN OUTPATIENT CENTER | | | 1 | 100% | 1 |
| BEAUMONT HOSPITAL, GROSSE POINTE | | | 1 | 100% | 1 |
| FLORIDA KEYS PED AND ADOLES CTR | | | 1 | 100% | 1 |

COVID-19: testing by laboratory

Data through Nov 29, 2020 verified as of Nov 30, 2020 at 09:25 AM

Data in this report are provisional and subject to change.

The numbers in the table below represent the number of Florida and non-Florida residents for whom test results were received by the Department of Health. A person can be tested by more than one laboratory and can have both positive and negative results. **Therefore, the sum of the numbers in each column will be larger than the total number of people tested.**

| Reporting lab | Inconclusive | Negative | Positive | Percent positive | Total |
|---|--------------|----------|----------|------------------|-------|
| Metro West Nursing and Rehab | | | 1 | 100% | 1 |
| TITUSVILLE CENTER FOR SURGICAL EXCELLENCE LLC | | 1 | | | 1 |
| MEDONE URGENT CARE | | | 1 | 100% | 1 |
| Redwood Springs Healthcare | | | 1 | 100% | 1 |
| TENNOVA ER - SANGO | | | 1 | 100% | 1 |
| TEVAPHARM | | | 1 | 100% | 1 |
| Lab MSMC Hialeah | | | 1 | 100% | 1 |
| SV MOBILE HEALTH | | | 1 | 100% | 1 |
| FAMILY MEDICINE AT WINTER PARK | | | 1 | 100% | 1 |
| ADVICE FOR OPTIMAL WELLNESS, INC | | | 1 | 100% | 1 |
| MERITER LABORATORIES | | | 1 | 100% | 1 |
| CORPORATION OF AMERICA | | 1 | | | 1 |
| WARE EXPRESS CARE | | | 1 | 100% | 1 |
| TRAVIS LEE THOMPSON MD | | | 1 | 100% | 1 |
| DEPT OF VA MEDICAL CENTER - MIAMI | | | 1 | 100% | 1 |
| JUPITER MEDICAL CENTER URGENT CARE - STUART | | | 1 | 100% | 1 |
| CAREWELL 203 | | | 1 | 100% | 1 |
| MEDICAL ASSOCIATES OF CARTER | | 1 | | | 1 |
| UCH LAB | | | 1 | 100% | 1 |
| LAB. CORP. OF AMERICA | | | 1 | 100% | 1 |
| THYROID SPECIALTY LABORATORY | | | 1 | 100% | 1 |
| CALIFORNIA PUBLIC HEALTH LABORATORY | | | 1 | 100% | 1 |
| FORT LOUDOUN PRIMARY CARE | | 1 | | | 1 |
| CENTRAL DUPAGE HOSPITAL | | | 1 | 100% | 1 |
| ALOHA HOME CARE LLC DBA ACCENTCARE HOME HEALTH OF | | 1 | | | 1 |
| LEXINGTON PLACE SENIOR LIVING COMMUNITY | | 1 | | | 1 |
| SPRINGBROOK HOSPITAL | | | 1 | 100% | 1 |
| EH FARGO HOSPITAL LABORATORY | | | 1 | 100% | 1 |
| MISSION HOSPITAL | | | 1 | 100% | 1 |
| BAPTIST HOSPITAL LABORATORY | | | 1 | 100% | 1 |
| FHPG_EXP CARE W HILLSBOROUGH | | | 1 | 100% | 1 |
| CVS MINUTE CLINIC DIAGNOSTIC OF TEXAS LLC | | 1 | | | 1 |
| NORTH PINELLAS CHILDRENS MEDICAL CENTER INC | | | 1 | 100% | 1 |
| SPORTS MEDICINE CLINIC - U OF WYOMING | | | 1 | 100% | 1 |
| GALVESTON COUNTY HEALTH DISTRICT | | | 1 | 100% | 1 |
| ST. LUKES HOSPITAL | | | 1 | 100% | 1 |
| HIBISCUS COURT | | | 1 | 100% | 1 |
| EXPRESS LAB LIVINGSTON | | | 1 | 100% | 1 |
| TWIN | | | 1 | 100% | 1 |
| SPECIALTY DRUG TESTING | | | 1 | 100% | 1 |
| MEDICAL CLINIC OF HOUSTON | | | 1 | 100% | 1 |
| MEDICAL CENTER OF THE ROCKIES | | | 1 | 100% | 1 |
| BASCOM PALMER-MICRO LAB | | | 1 | 100% | 1 |
| Glen Oaks Health and REhabilitation | | 1 | | | 1 |
| Metairie Healthcare Center | | | 1 | 100% | 1 |
| ADVENTHEALTH MEDICAL GROUP FAMILY & INTERNAL | | | 1 | 100% | 1 |
| WEST COAST FAMILY MEDICAL CARE | | | 1 | 100% | 1 |

COVID-19: testing by laboratory

Data through Nov 29, 2020 verified as of Nov 30, 2020 at 09:25 AM

Data in this report are provisional and subject to change.

The numbers in the table below represent the number of Florida and non-Florida residents for whom test results were received by the Department of Health. A person can be tested by more than one laboratory and can have both positive and negative results. **Therefore, the sum of the numbers in each column will be larger than the total number of people tested.**

| Reporting lab | Inconclusive | Negative | Positive | Percent positive | Total |
|--|--------------|----------|----------|------------------|-------|
| LAB TEST KENDALL LLC | | 1 | | | 1 |
| Medicalodges Neosho | | | 1 | 100% | 1 |
| HOWELL BRANCH COURT | | | 1 | 100% | 1 |
| LAREDO EMERGENCY ROOM | | | 1 | 100% | 1 |
| CHRISTIANA HOSPITAL | | 1 | | | 1 |
| SCIENCE CARE | | | 1 | 100% | 1 |
| MULBERRY'S MOBILE PROVIDER SERVICES LLC | | | 1 | 100% | 1 |
| COMMUNICABLE DISEASE CONTROL/PUBLIC HEALTH EMERGENCY PREPAREDNESS | | | 1 | 100% | 1 |
| HIGHLAND PARK LAKEWOOD PRESTON HOLLOW | | | 1 | 100% | 1 |
| CULVER CITY URGENT CARE | | | 1 | 100% | 1 |
| FLORIDA HOSPITAL WINTER PARK | | | 1 | 100% | 1 |
| OCEAN MEDICAL CENTER | | 1 | | | 1 |
| AFFINITY URGENT CARE | | | 1 | 100% | 1 |
| SYNAPSE ANALYTICAL LABS | | 1 | | | 1 |
| ORCHID TERRACE | | 1 | | | 1 |
| NAVAL MEDICAL CENTER | | | 1 | 100% | 1 |
| VETERANS AFFAIRS MEDICAL CENTER - GREATER LOS ANGELES | | | 1 | 100% | 1 |
| ADVENT HEALTH APOPKA | | 1 | | | 1 |
| TMH PHYSICIAN PARTNERS | | | 1 | 100% | 1 |
| COVID PROCESSING SITE | | | 1 | 100% | 1 |
| ENCOMPASS HEALTH HOME HEALTH | | 1 | | | 1 |
| MINUTECLINIC LLC # 3930 | | | 1 | 100% | 1 |
| LSU MEDICAL CENTER | | | 1 | 100% | 1 |
| SEATTLE-KING COUNTY | | | 1 | 100% | 1 |
| WALGREENS #01398 | | | 1 | 100% | 1 |
| DOCTOR'S IN-HOUSE LAB/COMMUNITY HEALTH CENTERS OF PINELLAS – JOHNNIE R | | | 1 | 100% | 1 |
| GRAND VIEW HOSPITAL | | | 1 | 100% | 1 |
| NORTHEAST TEXAS DIALYSIS | | 1 | | | 1 |
| SUN CLINICAL LABORATORIES | | | 1 | 100% | 1 |
| LITTLE FALLS HOSPITAL LABORATORY | | 1 | | | 1 |
| ST GERARD'S COMMUNITY OF CARE | | 1 | | | 1 |
| BEAUMONT HOSPITAL | | | 1 | 100% | 1 |
| Cortland Acres Association | | 1 | | | 1 |
| VIVEX/UMTB BIOMEDICAL | | | 1 | 100% | 1 |
| SAINT BARNABAS MEDICAL CENTER | | 1 | | | 1 |
| HEALTHCARE ASSOCIATES OF IRVING, LLP | | | 1 | 100% | 1 |
| COVENANT HEALTH | | 1 | | | 1 |
| GEORGE WASHINGTON UNIVERSITY HOSPITAL | | | 1 | 100% | 1 |
| CVS HEALTH, #2043 | | 1 | | | 1 |
| BROOKS -TLC HOSPITAL SYSTEM | | | 1 | 100% | 1 |
| ADVANCED PEDIATRICS | | | 1 | 100% | 1 |
| COMMONS AT ORLANDO LUTHERAN TOWERS SNF | | | 1 | 100% | 1 |
| HELGEMO & LIQU PEDIATRICS | | | 1 | 100% | 1 |
| Oakwood - North Baldwins Center for Living | | 1 | | | 1 |
| BAYOU URGENT CARE | | | 1 | 100% | 1 |
| PALM BEACH DIABETES AND ENDOCRINE SPECIALISTS, PA | | | 1 | 100% | 1 |
| ORLANDO FAMILY MEDICAL INC | | 1 | | | 1 |

COVID-19: testing by laboratory

Data through Nov 29, 2020 verified as of Nov 30, 2020 at 09:25 AM

Data in this report are provisional and subject to change.

The numbers in the table below represent the number of Florida and non-Florida residents for whom test results were received by the Department of Health. A person can be tested by more than one laboratory and can have both positive and negative results. **Therefore, the sum of the numbers in each column will be larger than the total number of people tested.**

| Reporting lab | Inconclusive | Negative | Positive | Percent positive | Total |
|---|--------------|----------|----------|------------------|-------|
| INTEGRITY CLINICAL RESEARCH CENTER INC | | | 1 | 100% | 1 |
| SMITH KLINE | | | 1 | 100% | 1 |
| ORMC-ARDEN/EOI | | | 1 | 100% | 1 |
| SHARON REGIONAL MEDICAL CENTER | | | 1 | 100% | 1 |
| CHILDREN'S MEDICAL GROUP | | 1 | | | 1 |
| NORTH SHORE HEMATOLOGY-ONCOLOGY ASSOCI | | 1 | | | 1 |
| THE CHILDREN'S HOSPITAL OF PHILADELPHIA | | 1 | | | 1 |
| TERRELL URGENT CARE | | | 1 | 100% | 1 |
| RHODE ISLAND DEPARTMENT OF HEALTH | | | 1 | 100% | 1 |
| URGENT CARE OF FORT LAUDERDALE INC | | | 1 | 100% | 1 |
| Village Crest Center for Health & Rehabilitation | | 1 | | | 1 |
| UPSON REGIONAL MEDICAL CENTER | | | 1 | 100% | 1 |
| FAMILY CARE PARTNERS URGENT CARE LLC | | | 1 | 100% | 1 |
| The Ponce Therapy Care Center | | 1 | | | 1 |
| BOONE DRUG & HEALTHCARE AT DEERFIELD | | | 1 | 100% | 1 |
| Tremont Health & Rehabilitation Center | | 1 | | | 1 |
| STARLING AT NOCATEE | | | 1 | 100% | 1 |
| MEMORIAL HERMANN SOUTHWEST HOSPITAL | | | 1 | 100% | 1 |
| BEAUFORT MEMORIAL | | | 1 | 100% | 1 |
| NFRC CLINICAL LAB | | | 1 | 100% | 1 |
| ADVENT HEALTH - OWASA | | | 1 | 100% | 1 |
| INFECTION CONTROL DEPT | | | 1 | 100% | 1 |
| HEALTHCARE FOR THE HOMELESS | | | 1 | 100% | 1 |
| MED TECH CLINICAL LABORATORY | | 1 | | | 1 |
| Douglas County Health Center | | 1 | | | 1 |
| WHEATON FRANCISCAN LABORATORY | | | 1 | 100% | 1 |
| Valley Center (WV) | | | 1 | 100% | 1 |
| CVS MINUTE CLINIC DIAGNOSTIC OF VIRGINIA | | 1 | | | 1 |
| CSL PLASMA LAB | | | 1 | 100% | 1 |
| MCH PHYSICIANS GROUP | | | 1 | 100% | 1 |
| MID FLORIDA COMMUNITY SERVICES | | | 1 | 100% | 1 |
| INNOVATIVE COVID-DIVERSEY | | | 1 | 100% | 1 |
| MEDICAL UNIVERSITY SC HOSPITAL | | | 1 | 100% | 1 |
| Gulf Shore Care Center | | | 1 | 100% | 1 |
| DEPARTMENT OF HEALTH AND ENVIRONMENTAL CONTROL | | | 1 | 100% | 1 |
| HEALTH FIRST MEDICAL GROUP LLC | | | 1 | 100% | 1 |
| FLORIDA HOSPITAL LABORATORIES | | 1 | | | 1 |
| CALIFORNIA DIVISION OF COMMUNICABLE DISEASE CONTROL | | | 1 | 100% | 1 |
| TAMPA GENERAL MEDICAL GROUP LABORATORY HEALTHPARK | | | 1 | 100% | 1 |
| PORT ORANGE NURSING & REHAB | | | 1 | 100% | 1 |
| PROGRESSIVE MEDICAL RESEARCH | | | 1 | 100% | 1 |
| MINUTECLINIC 7196 | | 1 | | | 1 |
| SELF REGIONAL HEALTHCARE | | | 1 | 100% | 1 |
| COASTAL SKIN SURGERY AND DERMATOLOGY PL | | 1 | | | 1 |
| COMMONWEALTH OF VIRGINIA DIVISION OF CONSOLIDATED LABORATORY SERVICES | | | 1 | 100% | 1 |
| ST PETE DIRECT PRIMARY CARE | | 1 | | | 1 |
| SUSAN F. WILLIAMS M.D., P.A. | | | 1 | 100% | 1 |

COVID-19: testing by laboratory

Data through Nov 29, 2020 verified as of Nov 30, 2020 at 09:25 AM

Data in this report are provisional and subject to change.

The numbers in the table below represent the number of Florida and non-Florida residents for whom test results were received by the Department of Health. A person can be tested by more than one laboratory and can have both positive and negative results. **Therefore, the sum of the numbers in each column will be larger than the total number of people tested.**

| Reporting lab | Inconclusive | Negative | Positive | Percent positive | Total |
|---|--------------|----------|----------|------------------|-------|
| ST. VINCENT HOSPITAL | | | 1 | 100% | 1 |
| INTEGRATED GENETICS SEQUENOM | | 1 | | | 1 |
| HARBOUR'S EDGE | | 1 | | | 1 |
| PALM WEST INTERNIST PA | | | 1 | 100% | 1 |
| FRASER MEMORIAL HOSPITAL | | | 1 | 100% | 1 |
| MADISON COUNTY MEMORIAL HOSPITAL LABORATORY | | 1 | | | 1 |
| UNITED HEALTHCARE | | | 1 | 100% | 1 |
| OPTIMAL CARE PEDIATRICS | | | 1 | 100% | 1 |
| HAVASU REGIONAL MEDICAL CENTER | | | 1 | 100% | 1 |
| UF HEALTH THE VILLAGES | | | 1 | 100% | 1 |
| CENTRAL FLORIDA PEDIATRIC URGENT CARE LLC | | | 1 | 100% | 1 |
| WHITE WILSON MEDICAL CENTER NEPHROLOGY | | | 1 | 100% | 1 |
| Good Samaritan Society - Albion | | 1 | | | 1 |
| BLUFFTON HEALTH CENTER | | | 1 | 100% | 1 |
| GATEWAY LABORATORIES | | 1 | | | 1 |
| CELEBRATION HOSPITAL | | | 1 | 100% | 1 |
| SONNI'S PEDIATRICS | | | 1 | 100% | 1 |
| RENFREW CENTERS INC | | 1 | | | 1 |
| MINUTECLINIC DIAGNOSTIC OF NEW MEXICO LLC #7552 | | 1 | | | 1 |
| Central Park Healthcare & Rehabilitation Center | | 1 | | | 1 |
| MARION COUNTY HEALTH DEPARTMENT | | | 1 | 100% | 1 |
| CFCH - FROSTPROOF | | | 1 | 100% | 1 |
| DEACONESS URGENT CARE CENTER | | | 1 | 100% | 1 |
| PHYSICIAN ASSOCIATES, LLC | | | 1 | 100% | 1 |
| OCHSNER MEDICAL CENTER | | | 1 | 100% | 1 |
| BROOKDALE JENSEN BEACH | | 1 | | | 1 |
| CHESAPEAKE REGIONAL MEDICAL CENTER | | | 1 | 100% | 1 |
| JOSEPH SCHENKER MD PC | | 1 | | | 1 |
| FLEMING ISLAND CENTER FOR CLINICAL RESEARCH | | 1 | | | 1 |
| TANGLEWOOD MANOR | | 1 | | | 1 |
| FAIRVIEW SOUTHDAL | | | 1 | 100% | 1 |
| CLERMONT PEDIATRICS, PA | | | 1 | 100% | 1 |
| PHYSICIANS PREMIER | | | 1 | 100% | 1 |
| TMH PHYSICIAN PARTNERS BLOUNTSTOWN | | | 1 | 100% | 1 |
| FLORIDA STATE UNIVERSITY HEALTH SERVICES | | | 1 | 100% | 1 |
| BIOMAT USA | | | 1 | 100% | 1 |
| NORTH SHORE HEMATOLOGY-ONCOLOGY ASSOCIATES | | 1 | | | 1 |
| MEDICAL ASSOCIATES OF BREVARD LLC | | 1 | | | 1 |
| SHAH | | | 1 | 100% | 1 |
| AFFILIATED LABORATORIES INC | | | 1 | 100% | 1 |
| BIOMAT ORLANDO | | 1 | | | 1 |
| Imperial Healthcare Centre | | | 1 | 100% | 1 |
| SOUTHWEST FLORIDA DIVISION LAB | | | 1 | 100% | 1 |
| CARE CENTERS OF NASSAU, LLC - HENDRICKS RD | | 1 | | | 1 |
| HARRIS URGENT CARE CENTER | | | 1 | 100% | 1 |
| LAWRENCE GENERAL HOSPITAL | | | 1 | 100% | 1 |
| CARESPOT EXPRESS HEALTHCARE BOYNTON BEACH | | | 1 | 100% | 1 |

COVID-19: testing by laboratory

Data through Nov 29, 2020 verified as of Nov 30, 2020 at 09:25 AM

Data in this report are provisional and subject to change.

The numbers in the table below represent the number of Florida and non-Florida residents for whom test results were received by the Department of Health. A person can be tested by more than one laboratory and can have both positive and negative results. **Therefore, the sum of the numbers in each column will be larger than the total number of people tested.**

| Reporting lab | Inconclusive | Negative | Positive | Percent positive | Total |
|--|--------------|----------|----------|------------------|-------|
| PRIMARY CARE MEDICINE | | | 1 | 100% | 1 |
| APS-SUMMIT CARE PHARMACY, LLC DBA OMNICARE | | 1 | | | 1 |
| Long Beach Care Center | | | 1 | 100% | 1 |
| PEDIATRIC ASSOCIATES - MIAMI LAKES | | 1 | | | 1 |
| JUPITER INTERNAL MEDICINE AND ASSOCIATES | | | 1 | 100% | 1 |
| UNIVERSITY CENTRA CARE | | | 1 | 100% | 1 |
| LAKE REGIONAL HEALTH | | | 1 | 100% | 1 |
| NORDX | | | 1 | 100% | 1 |
| Regency Square | | | 1 | 100% | 1 |
| WHITE-WILSON MEDICAL CENTER - FORT WALTON BEACH | | | 1 | 100% | 1 |
| DERMDX, DIV OF AURORA DIAGNOSTICS/BERNHARDT LAB | | 1 | | | 1 |
| STANLY REGIONAL MEDICAL CENTER | | | 1 | 100% | 1 |
| CVS MINUTE CLINIC, LLC | | 1 | | | 1 |
| ALLIANCE LABORATORY SERVICES | | | 1 | 100% | 1 |
| MEMORIAL HERMANN | | | 1 | 100% | 1 |
| BOSTON MEDICAL CENTER | | | 1 | 100% | 1 |
| Bayou Vista Community Care Center | | | 1 | 100% | 1 |
| ONPOINT URGENT CARE | | | 1 | 100% | 1 |
| POPLAR HEALTHCARE | | | 1 | 100% | 1 |
| MORGAN STANELY HEALTH CENTER | | 1 | | | 1 |
| HAYS CLINICAL LAB | | | 1 | 100% | 1 |
| VA PRIMARY CARE ANNEX | | | 1 | 100% | 1 |
| REFERENCE LABORATORY | | | 1 | 100% | 1 |
| LILY PHARMACY | | 1 | | | 1 |
| PROVIDENCE ST PETER HOSPITAL | | 1 | | | 1 |
| WINTER GARDEN CHILDREN'S HEALTH CENTERS | | | 1 | 100% | 1 |
| TMH PHYSICIAN PARTNERS SOUTHWOOD | | | 1 | 100% | 1 |
| PROPATH | | | 1 | 100% | 1 |
| LEON MEDICAL CENTERS, LLC | | | 1 | 100% | 1 |
| PALMS OF FT MYERS,THE | | | 1 | 100% | 1 |
| LIFELINK TRANSPLANT INSTITUTE LAB | | | 1 | 100% | 1 |
| GOSHEN HOSPITAL | | | 1 | 100% | 1 |
| NORTH BROWARD MEDICAL CENTER | | | 1 | 100% | 1 |
| TREASURE COAST PRIMARY CARE | | 1 | | | 1 |
| HOLLAND COMMUNITY HOSPITAL | | 1 | | | 1 |
| BROOKS REHAB | | | 1 | 100% | 1 |
| HEALGEN SCIENTIFIC | | | 1 | 100% | 1 |
| NEW ERA HEALTH CENTER INC | | 1 | | | 1 |
| CATHEDRAL GERONTOLOGY CENTER DBA CATHEDRAL CARES | | | 1 | 100% | 1 |
| VETERANS AFFAIRS MEDICAL CENTER - EAST ORANGE | | | 1 | 100% | 1 |
| METRO HEALTH HOSPITAL LABORATORY | | 1 | | | 1 |
| PARTNERS IN PRIMARY CARE | | 1 | | | 1 |
| KENTUCKY CABINET FOR HEALTH AND FAMILY SERVICES | | | 1 | 100% | 1 |
| CDRX INFUSION | | | 1 | 100% | 1 |
| SOLARIS HEALTHCARE BAYONET POINT | | | 1 | 100% | 1 |
| MINUTECLINIC DIAGNOSTIC OF OHIO #6192 | | 1 | | | 1 |
| ELMHURST MEMORIAL HOSPITAL | | | 1 | 100% | 1 |

COVID-19: testing by laboratory

Data through Nov 29, 2020 verified as of Nov 30, 2020 at 09:25 AM

Data in this report are provisional and subject to change.

The numbers in the table below represent the number of Florida and non-Florida residents for whom test results were received by the Department of Health. A person can be tested by more than one laboratory and can have both positive and negative results. **Therefore, the sum of the numbers in each column will be larger than the total number of people tested.**

| Reporting lab | Inconclusive | Negative | Positive | Percent positive | Total |
|--|--------------|----------|----------|------------------|-------|
| DIAGNOSTIC & MEDICAL SPECIALISTS OF GREENWICH | | 1 | | | 1 |
| URGENT CARE & FAMILY PRACTICE CENTER | | | 1 | 100% | 1 |
| CENTRAL FLORIDA HOSPITALIST | | | 1 | 100% | 1 |
| HEALTH ALLIANCE | | | 1 | 100% | 1 |
| LAKELAND MEDICAL CENTER | | | 1 | 100% | 1 |
| FAYETTE MEDICAL CENTER LAB | | 1 | | | 1 |
| STEPHENS COUNTY HOSPITAL | | | 1 | 100% | 1 |
| LUMICO LIFE INSURANCE COMPANY | | 1 | | | 1 |
| Hialeah Nursing And Rehabilitation Center | | | 1 | 100% | 1 |
| ARBOR TERRACE SAN JOSE LLC | | 1 | | | 1 |
| RIVERSIDE COUNTY PUBLIC HEALTH LABORATORY | | | 1 | 100% | 1 |
| MINUTE CLINIC DIAGNOSTICS OF IN, LLC #6252 | | 1 | | | 1 |
| UNIVERSITY URGENT CARE | | | 1 | 100% | 1 |
| PM PEDIATRICS OF SELDEN PLLC | | 1 | | | 1 |
| GOLDING-GRANADO MEDICAL ASSOCIATES | | 1 | | | 1 |
| Heartland Healthcare Center Boca Raton | | | 1 | 100% | 1 |
| PALM COAST DRAW STATION/AMERICAN HEALTH ASSOCIATES | | 1 | | | 1 |
| CLEVELAND CLINIC OHIO LABORATORIES | | | 1 | 100% | 1 |
| FLORIDA MEDICAL ASSOCIATES LLC | | | 1 | 100% | 1 |
| JOHN D. ARCHBOLD MEMORIAL HOSPITAL | | | 1 | 100% | 1 |
| LABONE | | 1 | | | 1 |
| METROHEALTH SYSTEM | | | 1 | 100% | 1 |
| TARPON SPRINGS PEDIATRICS, LLC | | | 1 | 100% | 1 |
| PATHOLOGYT & LAB MEDICINE SERVICES | | | 1 | 100% | 1 |
| HEARTLAND REGIONAL MEDICAL CENTER | | 1 | | | 1 |
| JOHNSON & JOHNSON VISION CARE-VISTAKON | | | 1 | 100% | 1 |
| FLAGLER COUNTY BOARD OF COUNTY COMMISSIONERS | | | 1 | 100% | 1 |
| URGENT CARE AND SURGERY CENTER | | | 1 | 100% | 1 |
| MONMOUTH MEDICALC ENTER | | 1 | | | 1 |
| SANITAS RESEARCH LLC | | | 1 | 100% | 1 |
| UMASS MEMORIAL/MARLBORO HOSPITAL | | | 1 | 100% | 1 |
| FLORIDA CLINICAL RESEARCH CENTER, LLC | | | 1 | 100% | 1 |
| VIRTUA WEST JERSEY HOSPITAL | | 1 | | | 1 |
| PRACTITIONERS IN MOTION | | | 1 | 100% | 1 |
| IZ MEDICAL | | 1 | | | 1 |
| HORIZON MEDICAL CENTER | | | 1 | 100% | 1 |
| LATCHER LABORATORY OF A O FOX MEMORIAL | | 1 | | | 1 |
| MINNESOTA DEPARTMENT OF HEALTH LABORATORY | | | 1 | 100% | 1 |
| FLORHAM PARK ENDOSCOPY CENTER | | 1 | | | 1 |
| GREENTREE MEDICAL CENTER | | | 1 | 100% | 1 |
| CHOTA COMMUNITY HEALTH SERVICES | | 1 | | | 1 |
| OLEAN GENERAL HOSPITAL | | 1 | | | 1 |
| BAPTIST HEALTH SURGERY CENTER | | | 1 | 100% | 1 |
| SACRED HEART MEDICAL CENTER | | | 1 | 100% | 1 |
| PHYSICIANS PRIMARY CARE LEHIGH PEDS | | | 1 | 100% | 1 |
| EXCEPTIONAL EMERGENCY CENTER | | | 1 | 100% | 1 |
| HEALTH PLUS SUNRISE MEDICAL OFFICE | | | 1 | 100% | 1 |

COVID-19: testing by laboratory

Data through Nov 29, 2020 verified as of Nov 30, 2020 at 09:25 AM

Data in this report are provisional and subject to change.

The numbers in the table below represent the number of Florida and non-Florida residents for whom test results were received by the Department of Health. A person can be tested by more than one laboratory and can have both positive and negative results. **Therefore, the sum of the numbers in each column will be larger than the total number of people tested.**

| Reporting lab | Inconclusive | Negative | Positive | Percent positive | Total |
|---|--------------|----------|----------|------------------|-------|
| WELLNOW URGENT CARE-OSWEGO | | | 1 | 100% | 1 |
| CORDOVA FAMILY PRACTICE | | | 1 | 100% | 1 |
| EASTSIDE MEDICAL CLINIC | | 1 | | | 1 |
| EDGAR PRICE FAMILY & CHILDREN HEALTHCARE CENTER | | | 1 | 100% | 1 |
| LIFE CARE CENTER OF HILTON HEAD | | 1 | | | 1 |
| COLLINS NURSING HOME | | 1 | | | 1 |
| PALM SPRINGS GENERAL HOSPITAL | | | 1 | 100% | 1 |
| PUTNAM CO HOSPITAL-D/B/A ASBURY TOWERS | | 1 | | | 1 |
| ADVENTHEALTH IMAGING LAKE NONA | | | 1 | 100% | 1 |
| LIFE CARE CENTER OF GWINNETT | | 1 | | | 1 |
| TELEVISIT PALM BAY FAMILY PRACTICE | | | 1 | 100% | 1 |
| VISTA DEL SOL MED ASSOC | | 1 | | | 1 |
| ADVANCED URGENT CARE OF MARATHON | | | 1 | 100% | 1 |
| LABORATORIO MEDICO CENTRAL CONDOMINO MD | | | 1 | 100% | 1 |
| THE INTERNAL MEDICAL GROUP | | 1 | | | 1 |
| MEMORIAL HEALTH SYSTEM | | 1 | | | 1 |
| MEDICAL ARTS LABORATORY | | | 1 | 100% | 1 |
| JACKSONVILLE STATEFL | | | 1 | 100% | 1 |
| DSI LABORATORIES-NAPLES-7TH | | | 1 | 100% | 1 |
| URGENT DOC -NACOGODOCHES CLINIC | | | 1 | 100% | 1 |
| LP ELIZABETHTON | | 1 | | | 1 |
| ADVENTHEALTH NEW SMYRNA BEACH COMMUNITY HEALTH | | | 1 | 100% | 1 |
| SUNSHINE URGENT CARE LLC | | | 1 | 100% | 1 |
| ST JOHNS EPISCOPAL HOSPITAL SOUTH SHORE | | 1 | | | 1 |
| REGIONAL MEDICAL LABORATORY | | | 1 | 100% | 1 |
| ARDEN COURTS OF WINTER SPRINGS | | | 1 | 100% | 1 |
| CONSOLIDATED | | | 1 | 100% | 1 |
| INDIAN RIVER CLINICAL LABORATORY, INC. | | 1 | | | 1 |
| LOPEZ | | 1 | | | 1 |
| INTERNAL MEDICINE GROUP OF CENTRAL FLORIDA | | | 1 | 100% | 1 |
| SANTA ROSA PEDIATRICS | | | 1 | 100% | 1 |
| LISTENING DOCTOR PLLC, THE | | | 1 | 100% | 1 |
| STONECREST MEDICAL CENTER | | 1 | | | 1 |
| Salerno Bay Health & Rehabilitation Center | | 1 | | | 1 |
| RENOWN REGIONAL MEDICAL CENTER | | | 1 | 100% | 1 |
| CLEVELAND HEARTLAB | | | 1 | 100% | 1 |
| NEW YORK UNIVERSITY MEDICAL CENTER | | | 1 | 100% | 1 |
| CAREWELL URGENT CARE FITCHBURG | | | 1 | 100% | 1 |
| Sherwood Oaks Health Center | | | 1 | 100% | 1 |
| UF KANAPAHA LAB BEAKER | | 1 | | | 1 |
| OCALA REGIONAL DIALYSIS- NORTH | | | 1 | 100% | 1 |
| PEDIATRIC HEALTHCARE ALLIANCE PA | | | 1 | 100% | 1 |
| Garden View Care Center at Dougherty Ferry | | 1 | | | 1 |
| FLORIDA MEDICAL CLINIC RADIOLOGY DALE MABRY | | 1 | | | 1 |
| WINDSOR MANOR | | | 1 | 100% | 1 |
| PENINSULA REGIONAL MED CTR LAB | | | 1 | 100% | 1 |
| OAKMONT WEST- GREENVILLE SC | | 1 | | | 1 |

COVID-19: testing by laboratory

Data through Nov 29, 2020 verified as of Nov 30, 2020 at 09:25 AM

Data in this report are provisional and subject to change.

The numbers in the table below represent the number of Florida and non-Florida residents for whom test results were received by the Department of Health. A person can be tested by more than one laboratory and can have both positive and negative results. **Therefore, the sum of the numbers in each column will be larger than the total number of people tested.**

| Reporting lab | Inconclusive | Negative | Positive | Percent positive | Total |
|---|--------------|----------|----------|------------------|-------|
| 2504-HOMEWOOD | | 1 | | | 1 |
| VILLAGES REHABILITATION AND NURSING CENTER | | 1 | | | 1 |
| UHEALTH UNIVERSITY OF MIAMI | | | 1 | 100% | 1 |
| CLEAR LAKE REGIONAL MEDICAL CENTER | | | 1 | 100% | 1 |
| NEW ERA COMMUNITY HEALTH CENTER LLC | | 1 | | | 1 |
| FREEMPORT ER DOX URGENT CARE | | 1 | | | 1 |
| REGIONAL MEDICAL CENTER BAYONET POINT | | | 1 | 100% | 1 |
| ORDRS, INC. | | | 1 | 100% | 1 |
| CARE ONE PRIMARY CARE | | | 1 | 100% | 1 |
| MADISON AT OVIEDO | | | 1 | 100% | 1 |
| POETS WALK SARASOTA | | | 1 | 100% | 1 |
| PROFESSIONAL URGENT CARE SERVICES | | 1 | | | 1 |
| SYNERGENE LABORATORY | | | 1 | 100% | 1 |
| SAINT JOSEPH'S HOSPITAL AND MEDICAL CENTER | | 1 | | | 1 |
| POMONA VALLEY COMMUNITY HOSPITAL | | | 1 | 100% | 1 |
| QUALITY CLINICAL LAB LLC | | | 1 | 100% | 1 |
| HAMILTON CHD | | 1 | | | 1 |
| Seal Rock Healthcare | | 1 | | | 1 |
| ST VINCENT'S AMBULATORY CARE INC | | | 1 | 100% | 1 |
| LIFELINK OF FLORIDA | | | 1 | 100% | 1 |
| NORTHSIDE HOSPITAL DULUTH | | | 1 | 100% | 1 |
| WIREGRASS MEDICAL CENTER | | | 1 | 100% | 1 |
| BOULDER COMMUNITY HOSPITAL | | | 1 | 100% | 1 |
| CLEVELAND CLINIC FLORIDA | | | 1 | 100% | 1 |
| BL DIAGNOSTICS LLC | | | 1 | 100% | 1 |
| WALKONCLINIC | | | 1 | 100% | 1 |
| The Pines at Poughkeepsie Center for Nursing and Rehabilitation | | 1 | | | 1 |
| CVS MINUTE CLINIC DIAGNOSTIC PA #3060 | | 1 | | | 1 |
| NEWTON MEMORIAL HOSPITAL | | 1 | | | 1 |
| CARESOUTH HHA HOLDINGS OF THE TREASURE COAST LLC | | | 1 | 100% | 1 |
| Bolingreen Health and Rehabilitation | | 1 | | | 1 |
| CLIFTON-FINE HOSPITAL LABORATORY | | 1 | | | 1 |
| SPRINGHILL SENIOR RESIDENCE | | 1 | | | 1 |
| GEORGETOWN URGENT CARE | | | 1 | 100% | 1 |
| UPMC NORTHWEST HOSPITAL | | | 1 | 100% | 1 |
| CHIEFLAND MEDICAL CENTER | | | 1 | 100% | 1 |
| OSCEOLA ALF OPERATOR, LLC DBA□ | | 1 | | | 1 |
| PARK AVENUE PEDIATRICS PC | | 1 | | | 1 |
| The Palms Nursing and Rehabilitation | | 1 | | | 1 |
| ACCESS HEALTH CARE PHYSICIANS | | | 1 | 100% | 1 |
| CVS HEALTH, #1994 | | 1 | | | 1 |
| SOUTHWOOD NURSING & RETIREMENT CENTER | | 1 | | | 1 |
| MOORE CLINICAL RESEARCH INC | | | 1 | 100% | 1 |
| SWEETWATER NURSING CENTER | | 1 | | | 1 |
| ADVENTHEALTH EXPRESS CARE AT WALGREENS | | | 1 | 100% | 1 |
| Mountain View Manor | | | 1 | 100% | 1 |
| PELICAN STATE OUTPATIENT CENTER | | | 1 | 100% | 1 |

COVID-19: testing by laboratory

Data through Nov 29, 2020 verified as of Nov 30, 2020 at 09:25 AM

Data in this report are provisional and subject to change.

The numbers in the table below represent the number of Florida and non-Florida residents for whom test results were received by the Department of Health. A person can be tested by more than one laboratory and can have both positive and negative results. **Therefore, the sum of the numbers in each column will be larger than the total number of people tested.**

| Reporting lab | Inconclusive | Negative | Positive | Percent positive | Total |
|---|--------------|----------|----------|------------------|-------|
| SOUTH LAKE FAMILY HEALTH CENTER | | | 1 | 100% | 1 |
| MICHIGAN HEALTH CLINIC LABORATORIES | | 1 | | | 1 |
| REEVES COUNTY HOSPITAL DISTRICT | | | 1 | 100% | 1 |
| DUKE HEALTH REGIONAL HOSPITAL | | | 1 | 100% | 1 |
| Sanford Health & Rehabilitation | | | 1 | 100% | 1 |
| EASTERN FLORIDA STATE COLLEGE – PALM BAY CAMPUS□ | | | 1 | 100% | 1 |
| CYPRESS VILLAGE REHAB CENTER | | 1 | | | 1 |
| UNIVERSITY OF BALTIMORE WASHINGTON MEDICAL CENTER | | | 1 | 100% | 1 |
| COVID TESTING LLC | | | 1 | 100% | 1 |
| PARRISH MEDICAL GROUP | | | 1 | 100% | 1 |
| GIFFORD MEMORIAL HOSPITAL | | 1 | | | 1 |
| NORTHEAST PEDIATRICS | | | 1 | 100% | 1 |
| HYDE PARK MEDICAL CENTER | | 1 | | | 1 |
| PASCO COUNTY HEALTH DEPARTMENT | | | 1 | 100% | 1 |
| GUARDANT HEALTH | | 1 | | | 1 |
| ARIZA WELLNESS CARE LLC | | | 1 | 100% | 1 |
| EXPRESS CARE OF THE SHOALS | | 1 | | | 1 |
| GRAND VILLA OF ST. PETERSBURG | | | 1 | 100% | 1 |
| MID FLORIDA BIOLOGICALS | | | 1 | 100% | 1 |
| STARR COUNTY MEMORIAL HOSPITAL | | | 1 | 100% | 1 |
| ASPIRUS RIVERVIEW HOSPITAL & CLINICS INC | | 1 | | | 1 |
| FLORIDA DEPARTMENT OF HEALTH (FDOH) | | | 1 | 100% | 1 |
| ALTA BATES SUMMIT MEDICAL CENTER CLINICAL LAB | | | 1 | 100% | 1 |
| LIBERTY HEALTH CENTER | | | 1 | 100% | 1 |
| MINUTE CLINIC OF KANSAS PA | | | 1 | 100% | 1 |
| CAREWELL JW - WORCESTER LNC | | | 1 | 100% | 1 |
| CAREHERE HUDSON BAY | | | 1 | 100% | 1 |
| AUSTIN REGIONAL CLINIC MICROBIOLOGY LAB | | | 1 | 100% | 1 |
| Vi at Aventura | | 1 | | | 1 |
| Florida Baptist Retirement Center | | 1 | | | 1 |
| FLORIDA HOSPITAL LAB | | | 1 | 100% | 1 |
| VALLEY MEDICAL LABORATORY | | | 1 | 100% | 1 |
| NORTH FLORIDA CHILD DEVELOPMENT, INC | | | 1 | 100% | 1 |
| ORLANDO MEDICAL CENTER PL | | | 1 | 100% | 1 |
| MOSAIC MEDICAL CENTER MARYVILLE | | | 1 | 100% | 1 |
| MEDICAL CITY DALLAS HOSPITAL | | | 1 | 100% | 1 |
| BUENA VIDA ESTATES | | | 1 | 100% | 1 |
| Mill Valley Care Center | | 1 | | | 1 |
| WESTWOOD NURSING & REHAB | | 1 | | | 1 |
| SHELBYVILLE HOSPITAL COMPANY | | 1 | | | 1 |
| DOCTORS MEMORIAL HOSP HOME HEALTH CARE | | 1 | | | 1 |
| MINUTE CLINIC | | | 1 | 100% | 1 |
| FALMOUTH BY THE SEA | | | 1 | 100% | 1 |
| MOUNT SINAI MEDICAL CENTER AVENTURA ER | | | 1 | 100% | 1 |
| FAMILY CARE | | | 1 | 100% | 1 |
| CARE STATION MEDICAL GROUP | | 1 | | | 1 |
| TENNESSEE VALLEY HCS | | | 1 | 100% | 1 |

COVID-19: testing by laboratory

Data through Nov 29, 2020 verified as of Nov 30, 2020 at 09:25 AM

Data in this report are provisional and subject to change.

The numbers in the table below represent the number of Florida and non-Florida residents for whom test results were received by the Department of Health. A person can be tested by more than one laboratory and can have both positive and negative results. **Therefore, the sum of the numbers in each column will be larger than the total number of people tested.**

| Reporting lab | Inconclusive | Negative | Positive | Percent positive | Total |
|---|--------------|----------|----------|------------------|-------|
| MIDLAND MEMORIAL HOSPITAL | | | 1 | 100% | 1 |
| QUALITY LAB | | | 1 | 100% | 1 |
| ST.ELIZABETH HEALTH CENTER | 1 | | | | 1 |
| DR. PHILLIPS MEDICAL WELLNESS CENTER | | | 1 | 100% | 1 |
| GUIDEWELL EMERGENCY MEDICINE DOCTORS LLC | | | 1 | 100% | 1 |
| ADVANCED MEDICAL LABORATORIES (AML) | | | 1 | 100% | 1 |
| POUDRE VALLEY HOSPITAL | | | 1 | 100% | 1 |
| PEDIATRIC HEALTH CARE ALLIANCE, NORTH SIDE | | | 1 | 100% | 1 |
| NONA MEDICAL ARTS | | 1 | | | 1 |
| ASSOCIATESMD MEDICAL GROUP INC | | | 1 | 100% | 1 |
| ST. JOHN HOSPITAL & MEDICAL CENTER | | | 1 | 100% | 1 |
| ALLIED PHYSICIANS GROUP | | 1 | | | 1 |
| HILTON HEAD HOSPITAL/INPATIENT | | | 1 | 100% | 1 |
| USC VERDUGO HILLS HOSPITAL | | | 1 | 100% | 1 |
| FLORIDA EPIDEMIOLOGY PROGRAM | | | 1 | 100% | 1 |
| FHPG SURGICAL ASSOCIATES OF EAST PASCO | | | 1 | 100% | 1 |
| BIOMERIEUX | | | 1 | 100% | 1 |
| Autumn Care of Suffolk | | 1 | | | 1 |
| CARE POINT HEALTH AND WELLNESS CENTER | | 1 | | | 1 |
| FHPG FAMILY MEDICAL CENTER OF TAMPA BAY | | | 1 | 100% | 1 |
| WOODLAND TOWERS | | | 1 | 100% | 1 |
| PRIME CARE FAMILY MEDICINE | | | 1 | 100% | 1 |
| PEDIATRIC ASSOCIATES - JACKSONVILLE | | | 1 | 100% | 1 |
| HARLEM HOSPITAL CENTER | | 1 | | | 1 |
| EAST END PEDIATRICS | | 1 | | | 1 |
| ALL PRO ORTHOPEDICS & SPORTS MEDICINE, PA | | | 1 | 100% | 1 |
| WELLINGTON WEST 100176 | | | 1 | 100% | 1 |
| SUN CITY DIAGNOSTIC CENTER | | | 1 | 100% | 1 |
| VALLEY HOSPITAL MEDICAL CENTER | | 1 | | | 1 |
| KAISER PERMANENTE REGIONAL REFERENCE LABORATORY | | 1 | | | 1 |
| LAURELLWOOD NURSING CENTER | | 1 | | | 1 |
| WESTOX LABS | | 1 | | | 1 |
| ADVENTHEALTH MEDICAL GROUP ADULT AND SENIOR HEALTH | | | 1 | 100% | 1 |
| ASHLEY PEDIATRICS | | | 1 | 100% | 1 |
| CHATSWORTH ASSISTED LIVING COMMUNITY AT PGA NATIONAL | | | 1 | 100% | 1 |
| HIGHLANDS CLINICAL LABORATORY | | | 1 | 100% | 1 |
| ORMOND BEACH URGENT CARE | | | 1 | 100% | 1 |
| PINNACLE DIALYSIS | | 1 | | | 1 |
| ST JOSEPH'S HOSPITAL LABORATORY | | | 1 | 100% | 1 |
| FLAGLER PROFESSIONAL HEALTH CARE SERVICES INC | | 1 | | | 1 |
| CLINICAL LABORATORIES OF THE BUFFALO | | 1 | | | 1 |
| SKY RIDGE MEDICAL CENTER - MICRO | | | 1 | 100% | 1 |
| CVS HEALTH, #5962 | | 1 | | | 1 |
| MARYLAND DEPARTMENT OF HEALTH AND MENTAL HYGIENE-LABORATORIES | | | 1 | 100% | 1 |
| SHAMRA MEDICAL LABORATORY | | | 1 | 100% | 1 |
| FIU HEALTH CARE CENTER | | | 1 | 100% | 1 |
| MEDICAL ASSOCIATES OF PINELLAS - LAB | | | 1 | 100% | 1 |

COVID-19: testing by laboratory

Data through Nov 29, 2020 verified as of Nov 30, 2020 at 09:25 AM

Data in this report are provisional and subject to change.

The numbers in the table below represent the number of Florida and non-Florida residents for whom test results were received by the Department of Health. A person can be tested by more than one laboratory and can have both positive and negative results. **Therefore, the sum of the numbers in each column will be larger than the total number of people tested.**

| Reporting lab | Inconclusive | Negative | Positive | Percent positive | Total |
|--|--------------|----------|----------|------------------|-------|
| NORTH RIVER FAMILY HEALTH CENTER | | | 1 | 100% | 1 |
| EAST FL CORE LAB | | | 1 | 100% | 1 |
| TMH CANCER CENTER LABORATORY | | | 1 | 100% | 1 |
| JOSHUA E CHESIR MD | | 1 | | | 1 |
| FLORIDA SCHOOL FOR THE DEAF AND THE BLIND | | | 1 | 100% | 1 |
| PINELLAS CHD - CLEARWATER | | | 1 | 100% | 1 |
| FLORIDA DEPARTMENT OF HEALTH WASHINGTON COUNTY | | 1 | | | 1 |
| RIVERSIDE MEDICAL CENTER | | 1 | | | 1 |
| BORINQUEN HEALTH CENTER | | | 1 | 100% | 1 |
| OAKWOOD HOSPITAL - SOUTHSORE | | | 1 | 100% | 1 |
| ST JOHNS PEDIATRICS PA | | 1 | | | 1 |
| STEWARD FLORIDA ALF, INC | | | 1 | 100% | 1 |
| ALPHA CLINICAL LABORATORY CORP. | | | 1 | 100% | 1 |
| MDS PHARMA SERVICES | | 1 | | | 1 |
| SIGNATURE CARE MEMORIAL CITY | | | 1 | 100% | 1 |
| TRUMAN MEDICAL CENTER - HOSPITAL HILL | | | 1 | 100% | 1 |
| SANTA CLARA VALLEY MEDICAL CENTER | | | 1 | 100% | 1 |
| DESERT HOSPITAL/CPHU CLINICAL LABORATORY | | | 1 | 100% | 1 |
| MAYO CLINIC BEACHES PRIMARY CARE CTR | | 1 | | | 1 |
| CAROLINAS HEALTHCARE SYSTEM LAB | | | 1 | 100% | 1 |
| INTERNAL MEDICINE LIPID AND WELNNESS PRACTICE | | | 1 | 100% | 1 |
| MANSFIELD MEDICAL LODGE | | | 1 | 100% | 1 |
| LAKEVIEW HEALTH CARE SYSTEM LLC | | | 1 | 100% | 1 |
| ST VINCENTS AMBULATORY CARE INC | | | 1 | 100% | 1 |
| EAST NAPLES PEDIATRICS | | | 1 | 100% | 1 |
| PANCARE HEALTH - ALTHA PUBLIC | | | 1 | 100% | 1 |
| SIMEDHEALTH LLC | | 1 | | | 1 |
| TAMPA URGENT CARE | | | 1 | 100% | 1 |
| BREVARD FAMILY WALK IN CLINIC | | | 1 | 100% | 1 |
| HENRY FORD WEST BLOOMFIELD HOSPITAL | | | 1 | 100% | 1 |
| WEST COAST PEDIATRICS | | | 1 | 100% | 1 |
| MEDCARE QUALITY MEDICAL CENTER LLC | | | 1 | 100% | 1 |
| LAKE COMMUNITY ACTION AGENCY | | 1 | | | 1 |
| PALM BEACH COUNTY HEALTH DEPT. | | | 1 | 100% | 1 |
| DUKE UNIVERSITY POINT OF CARE TESTING PROGRAM | | | 1 | 100% | 1 |
| ARIZONA STATE LABORATORY | | | 1 | 100% | 1 |
| University Plaza Rehabilitation and Nursing | | | 1 | 100% | 1 |
| MINUTECLINIC LLC #5157 | | | 1 | 100% | 1 |
| ESTATES MEDICAL CENTER INC | | | 1 | 100% | 1 |
| CORNERSTONE OF RECOVERY INC | | 1 | | | 1 |
| Diversicare of Smyrna | | 1 | | | 1 |
| VAULT MEDICAL SERVICES | | | 1 | 100% | 1 |
| GIBSON AREA PRIMARY CARE | | | 1 | 100% | 1 |
| MARINA DEL REY HOSPITAL LAB | | | 1 | 100% | 1 |
| BREVARD HEALTH ALLIANCE INC, THE | | | 1 | 100% | 1 |
| NCHMD INC | | | 1 | 100% | 1 |
| BOCA BIOLISTICS LLC | | | 1 | 100% | 1 |

COVID-19: testing by laboratory

Data through Nov 29, 2020 verified as of Nov 30, 2020 at 09:25 AM

Data in this report are provisional and subject to change.

The numbers in the table below represent the number of Florida and non-Florida residents for whom test results were received by the Department of Health. A person can be tested by more than one laboratory and can have both positive and negative results. **Therefore, the sum of the numbers in each column will be larger than the total number of people tested.**

| Reporting lab | Inconclusive | Negative | Positive | Percent positive | Total |
|---|--------------|----------|----------|------------------|-------|
| STATE OF FLORIDA | | | 1 | 100% | 1 |
| ST CATHERINE HOSPITAL LABORATORY | | | 1 | 100% | 1 |
| SUPERKIDS PEDIATRICS | | | 1 | 100% | 1 |
| ST JUDE LABORATORIES | | 1 | | | 1 |
| SKYRIDGE CLINICAL ASSOCIATES | | 1 | | | 1 |
| ROYAL CARE OF AVON PARK | | | 1 | 100% | 1 |
| CAROMONT HEALTH | | | 1 | 100% | 1 |
| PALMETTO PRIMARY CARE PHYSICIANS | | | 1 | 100% | 1 |
| IVAN, MAYA | | | 1 | 100% | 1 |
| HENRICO DOCTOR'S LABORATORY | | | 1 | 100% | 1 |
| DYNAMIC HEALTH CENTERS INC | | | 1 | 100% | 1 |
| Livingston County Center for Nursing and Rehabilitation | | 1 | | | 1 |
| PHYSICIANS IMMEDIATE CARE ELGIN | | | 1 | 100% | 1 |
| HAWAII DEPARTMENT OF HEALTH LAB | | | 1 | 100% | 1 |
| SOUTH FLORIDA URGENT CARE CENTERS, LLC | | | 1 | 100% | 1 |
| AFC PHYSICIANS OF FLORIDA, PA | | | 1 | 100% | 1 |
| KEY TRAINING CENTER | | | 1 | 100% | 1 |
| SMITH NORTHVIEW HOSPITAL LAB | | | 1 | 100% | 1 |
| SILVERMAN | | | 1 | 100% | 1 |
| ADVANCED LABORATORY SERVICES | | | 1 | 100% | 1 |
| BAYCARE MEDICAL GROUP INC | | | 1 | 100% | 1 |
| DOCTORS CARE OF PALM COAST | | | 1 | 100% | 1 |
| CHI ST. LUKE'S HEALTH BCM MEDICAL CENTER | | | 1 | 100% | 1 |
| ACCURATE HEALTH SERVICES CORP | | | 1 | 100% | 1 |
| PHYSICIANS URGENT CARE | | | 1 | 100% | 1 |
| CLINICAL TRIALS OF TAMPA LLC | | 1 | | | 1 |
| SUMMIT LABORATORY | | | 1 | 100% | 1 |
| BARRINGTON TERRACE NAPLES | | | 1 | 100% | 1 |
| DONALSONVILLE HOSPITAL | | | 1 | 100% | 1 |
| ESOTERIC LAB | | | 1 | 100% | 1 |
| THOMAS HOSPITAL | | | 1 | 100% | 1 |
| NEW YORK PRESBYTERIAN HOSPITAL | | | 1 | 100% | 1 |
| CINNAMON COVE ALF | | 1 | | | 1 |
| HELEN HAYES HOSPITAL LABORATORY | | 1 | | | 1 |
| INTERNAL MEDICINE & PEDIATRICS OF TAMPA BAY PA | | | 1 | 100% | 1 |
| HARDEE COUNTY FIRE RESCUE | | 1 | | | 1 |
| MIDDLEBURG PEDIATRICS | | | 1 | 100% | 1 |
| INN AT ASTON GARDENS, THE | | 1 | | | 1 |
| AMD | | | 1 | 100% | 1 |
| PREMIER PEDIATRICS | | | 1 | 100% | 1 |
| Garden Isle Healthcare and Rehabilitation Center | | 1 | | | 1 |
| NEMOURS CHILDREN'S PRIMARY CARE, ST CLOUD | | | 1 | 100% | 1 |
| BMC/NASSAU | | | 1 | 100% | 1 |
| RIVIERA BEACH HEALTH CENTER LAB | | | 1 | 100% | 1 |
| PARKLAND HEALTH & HOSPITAL | | | 1 | 100% | 1 |
| DOCTORS HEARING | | | 1 | 100% | 1 |
| RAPID CITY REGIONAL HOSPITAL -579 ATTN. LABORATORY | | 1 | | | 1 |

COVID-19: testing by laboratory

Data through Nov 29, 2020 verified as of Nov 30, 2020 at 09:25 AM

Data in this report are provisional and subject to change.

The numbers in the table below represent the number of Florida and non-Florida residents for whom test results were received by the Department of Health. A person can be tested by more than one laboratory and can have both positive and negative results. **Therefore, the sum of the numbers in each column will be larger than the total number of people tested.**

| Reporting lab | Inconclusive | Negative | Positive | Percent positive | Total |
|---|--------------|----------|----------|------------------|-------|
| LADY LAKE SPECIALTY CARE | | | 1 | 100% | 1 |
| ANDREWS INSTITUTE AMBULATORY SURGERY CENTER | | 1 | | | 1 |
| MERCYONE DES MOINES MEDICAL CENTER | | | 1 | 100% | 1 |
| Harbert Hills Academy Nursing Home | | 1 | | | 1 |
| RAMBAM URGENT CARE | | | 1 | 100% | 1 |
| JS HEALTHCARE | | | 1 | 100% | 1 |
| ENZO LABS INC | | | 1 | 100% | 1 |
| MID - FLORIDA PATHOLOGY LLC | | | 1 | 100% | 1 |
| PEDIATRIC ASSOCIATES - DORAL | | | 1 | 100% | 1 |
| MINUTECLINIC DIAG OF IND, LLC #6553 | | 1 | | | 1 |
| ORLANDO FAMILY PHYSICIANS | | | 1 | 100% | 1 |
| EAST COAST INSTITUTE FOR RESEARCH LLC | | | 1 | 100% | 1 |
| SERENADES BY SONATA | | 1 | | | 1 |
| PHYSICIANS REGIONAL MEDICAL CTR - COLLIER BLVD | | | 1 | 100% | 1 |
| UHEALTH CORAL SPRINGS | | | 1 | 100% | 1 |
| ONE MEDICAL GROUP | | 1 | | | 1 |
| INTERNATIONAL MEDICAL LABORATORY INC | | 1 | | | 1 |
| TENNOVA HEALTHCARE - CLEVELAND | | | 1 | 100% | 1 |
| FLORIDA FAMILY LABORATORY | | 1 | | | 1 |
| SPINE & PAIN CONSULTANT PLLC | | 1 | | | 1 |
| STANDIFER PLACE | | 1 | | | 1 |
| CLAYMED OF NORTH FLORIDA | | | 1 | 100% | 1 |
| ROCKWALL URGENT CARE | | | 1 | 100% | 1 |
| FLORIDA DEPARTMENT OF HEALTH SEMINOLE COUNTY | | 1 | | | 1 |
| PROGENESIS INC | | | 1 | 100% | 1 |
| AZALEALAND NURSING HOME | | 1 | | | 1 |
| CONWAY MEDICAL CENTER | | | 1 | 100% | 1 |
| SUMMERFIELD PAIN MANAGEMENT | | | 1 | 100% | 1 |
| ADVANCED RESEARCH AND DIAGNOSTIC LABORATORY UNIVERSITY OF MINNESOTA | | | 1 | 100% | 1 |
| ROYAL PALM PEDIATRICS | | | 1 | 100% | 1 |
| LAKEVIEW REGIONAL HOSPITAL | | | 1 | 100% | 1 |
| STEWART MELBOURNE HOSPITAL, INC | | | 1 | 100% | 1 |
| MY URGENT CARE CLINIC | | | 1 | 100% | 1 |
| UNIVERSITY HOSPITALS OF CLEVELAND | | | 1 | 100% | 1 |
| ADVANCE MD CARE | | | 1 | 100% | 1 |
| ROCKLEDGE HEALTH & REHABILITATION CENTER | | | 1 | 100% | 1 |
| PONCE PLAZA NURSING & REHAB CENTER | | | 1 | 100% | 1 |
| BEAUMONT REFERENCE LABORATORY | | | 1 | 100% | 1 |
| Manassas Health & Rehab | | | 1 | 100% | 1 |
| EXPEDIAN URGENT CARE | | | 1 | 100% | 1 |
| CROSS CREEK HEALTH CARE | | 1 | | | 1 |
| LOYOLA UNIVERSITY MEDICAL CENTER LABORATORY | | | 1 | 100% | 1 |
| HEALTHPARK MEDICAL CTR NURSING SVC | | 1 | | | 1 |
| FLORIDA HEALTH CARE PLANS STIRLING CENTER | | | 1 | 100% | 1 |
| COBLESKILL REGIONAL HOSPITAL | | 1 | | | 1 |
| DISCOVERY AT HOME, LLC | | | 1 | 100% | 1 |
| FLORIDA HEART AND VASCULAR MULTISPECIALTY GROUP PA | | | 1 | 100% | 1 |

COVID-19: testing by laboratory

Data through Nov 29, 2020 verified as of Nov 30, 2020 at 09:25 AM

Data in this report are provisional and subject to change.

The numbers in the table below represent the number of Florida and non-Florida residents for whom test results were received by the Department of Health. A person can be tested by more than one laboratory and can have both positive and negative results. **Therefore, the sum of the numbers in each column will be larger than the total number of people tested.**

| Reporting lab | Inconclusive | Negative | Positive | Percent positive | Total |
|--|---------------|------------------|------------------|------------------|-------------------|
| STANFORD HEALTH CARE ANATOMIC PATHOLOGY & CLINICAL LAB | | | 1 | 100% | 1 |
| METHODIST MANSFIELD MEDICAL CENTER | | | 1 | 100% | 1 |
| ADVENTHEALTH PHYSICIAN GROUP - APPLEWOOD | | | 1 | 100% | 1 |
| INTERMOUNTAIN MEDICAL CENTER | | | 1 | 100% | 1 |
| CARENOW URGENT CARE-WEST END | | 1 | | | 1 |
| UNIVERSITY OF IOWA HOSPITALS & CLINICS | | | 1 | 100% | 1 |
| MAYO CLINICAL LABORATORIES | | 1 | | | 1 |
| MAYO CLINIC OUTPATIENT DIALYSIS CENTER | | | 1 | 100% | 1 |
| LABORATORIO BUENA SALUD | | | 1 | 100% | 1 |
| ATHENA PLASTIC SURGERY | | 1 | | | 1 |
| OAK HAVEN REHAB AND NURSING CENTER | | | 1 | 100% | 1 |
| BUFFALO VAMC | | | 1 | 100% | 1 |
| BAPTIST EMERGENCY HOSPITAL KELLY | | | 1 | 100% | 1 |
| PALMA CEIA MED GROUP-SWANN | | 1 | | | 1 |
| PUBLIX PHARMACY #1114 | | | 1 | 100% | 1 |
| BAYA PHARMACY WEST | | | 1 | 100% | 1 |
| WEST VIRGINIA UNIVERSITY HOSPITALS | | | 1 | 100% | 1 |
| VILLAGES HEALTH SYSTEM, LLC, THE | | | 1 | 100% | 1 |
| MINUTECLINIC DIAGNOSTIC OF VIRGINIA, LLC #1656 | | 1 | | | 1 |
| RCP OF MEMORIAL WEST | | | 1 | 100% | 1 |
| SPARTANBURG REGIONAL MEDICAL CENTER | | | 1 | 100% | 1 |
| ALL PEDIATRIC CARE PA | | | 1 | 100% | 1 |
| MEDIC INFUSION PA | | 1 | | | 1 |
| PRIMEX CLINICAL LABORATORIES INC | | | 1 | 100% | 1 |
| CITRONELLE HEALTH AND REHABILITATION CENTER | | 1 | | | 1 |
| FALKVILLE HEALTHCARE | | 1 | | | 1 |
| OMAHA VA MEDICAL CENTER | | | 1 | 100% | 1 |
| LIGHTHOUSE PEDIATRICS OF NAPLES | | | 1 | 100% | 1 |
| MOUNT SINAI COMPREHENSIVE CANCER CENTER | | | 1 | 100% | 1 |
| HARDIN MEMORIAL HOSPITAL - HEARTLAND PATHOLOGY CONSULTANTS | | | 1 | 100% | 1 |
| Total | 52,026 | 9,738,224 | 1,275,384 | 12% | 11,065,634 |