

COVID-19: summary of cases and monitoring

Data through Nov 24, 2020 verified as of Nov 25, 2020 at 09:25 AM

Data in this report are provisional and subject to change.

| Cases: people with positive PCR or antigen test result | | Cases: people with positive PCR or antigen test result | |
|--|---------|---|---------|
| Total cases | | Risk factors for Florida residents | |
| Florida residents | 946,956 | Traveled | 8,781 |
| Non-Florida residents | 14,720 | Contact with a known case | 362,952 |
| Type of testing | | Traveled and contact with a known case | 10,267 |
| Florida residents | 946,956 | Neither | 564,956 |
| Positive by BPHL/CDC | 36,681 | No travel and no contact | 124,480 |
| Positive by commercial/hospital lab | 910,275 | Travel is unknown | 305,986 |
| PCR positive | 871,901 | Contact is unknown | 235,127 |
| Antigen positive | 75,055 | Contact is pending | 178,457 |
| Non-Florida residents | 14,720 | Travel can be unknown and contact can be unknown or pending for the same case, these numbers will sum to more than the "neither" total. | |
| Positive by BPHL/CDC | 437 | | |
| Positive by commercial/hospital lab | 14,283 | | |
| PCR positive | 12,378 | | |
| Antigen positive | 2,342 | | |
| Characteristics | | | |
| Florida residents hospitalized | 54,133 | | |
| Florida resident deaths | 18,254 | | |
| Non-Florida resident deaths | 228 | | |
| Hospitalized counts include anyone who was hospitalized at some point during their illness. It does not reflect the number of people currently hospitalized. | | | |
| More information on deaths identified through death certificate data is available on the National Center for Health Statistics website at www.cdc.gov/nchs/nvss/vsrr/COVID19/index.htm . | | | |

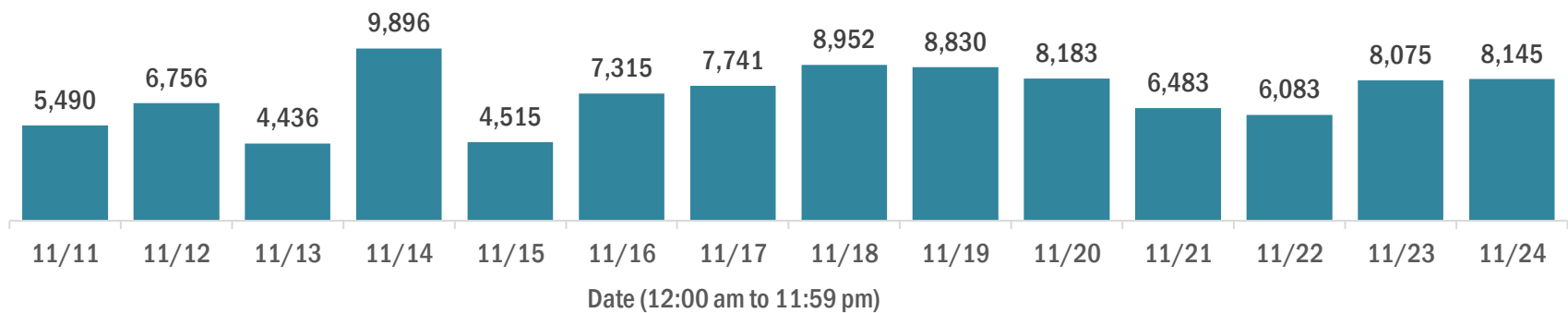
COVID-19: summary of laboratory testing

Data through Nov 24, 2020 verified as of Nov 25, 2020 at 09:25 AM

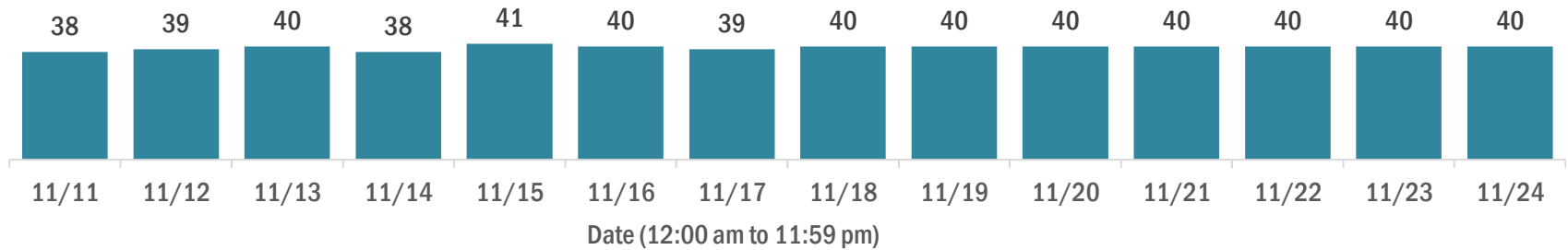
Data in this report are provisional and subject to change.

Cases in Florida residents per day for the past 2 weeks

Number of cases per day



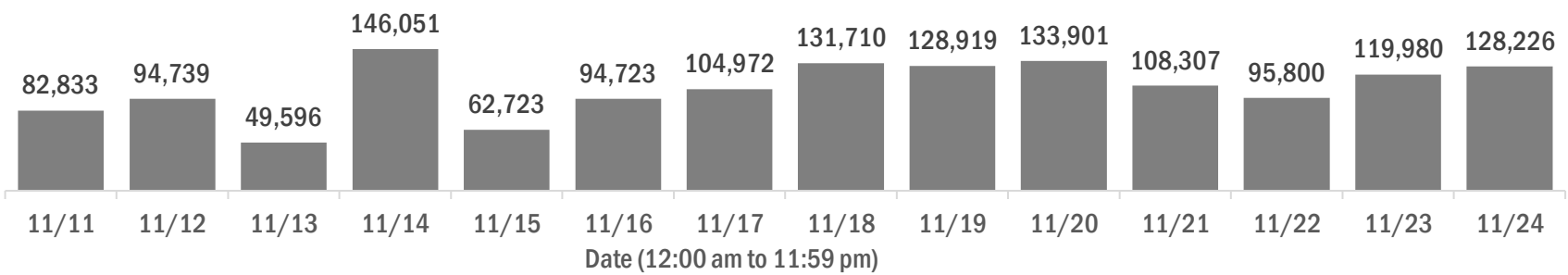
Median age of cases by day



Laboratory testing for Florida residents over the past 2 weeks

Number of Florida residents tested per day

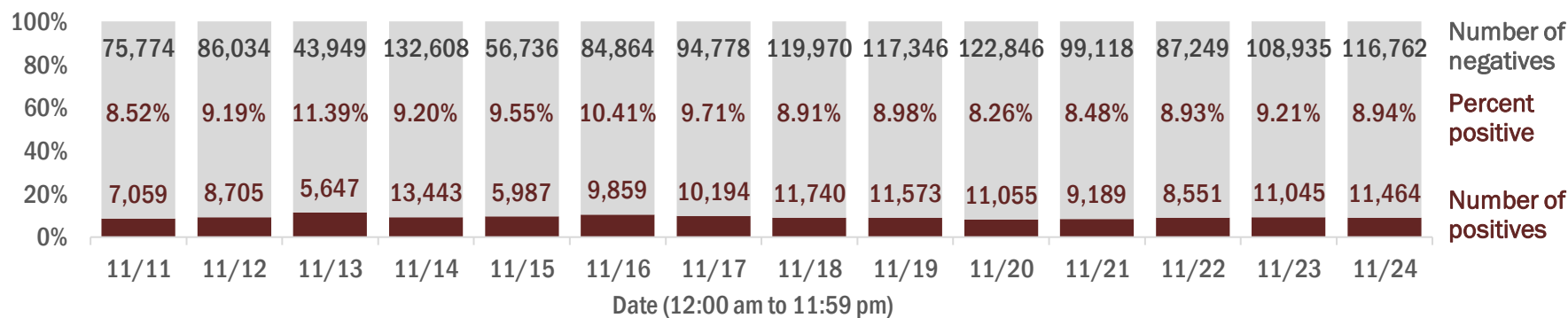
These counts include the number of people for whom the Department received PCR or antigen laboratory results by day. People tested on multiple days will be included for each day a new result was received. A person is only counted once for each day they are tested, regardless of whether multiple specimens are tested or multiple results are received.



Number and percent of Florida residents with positive test results

The percent of positive results ranged from 8.26% to 11.39% over the past 2 weeks and was 8.94% yesterday.

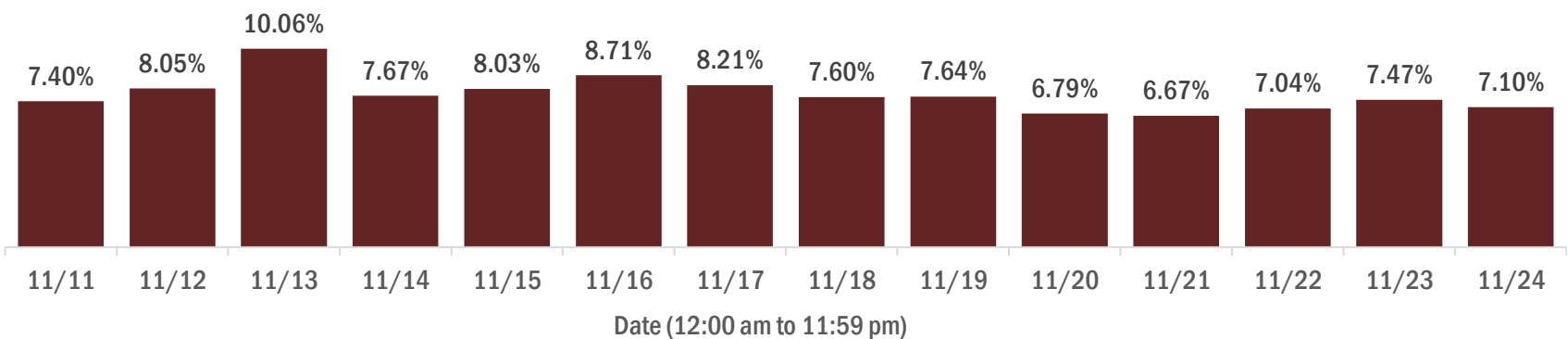
These counts include the number of people for whom the Department received PCR or antigen laboratory results by day. People tested on multiple days will be included for each day a new result was received. A person is only counted once for each day they are tested, regardless of whether multiple specimens are tested or multiple results are received. If a person has a positive specimen and a negative specimen in the same day, only the positive result is counted.



Percent positivity for new cases in Florida residents

The percent of positive results ranged from 6.67% to 10.06% over the past 2 weeks and was 7.10% yesterday.

This percent is the number of people who test PCR- or antigen-positive for the first time divided by all the people tested that day, excluding people who have previously tested positive.



COVID-19: characteristics of 946,956 Florida resident cases

Data through Nov 24, 2020 verified as of Nov 25, 2020 at 09:25 AM

Data in this report are provisional and subject to change.

| Age group | Cases | | Hospitalizations | | Deaths | |
|-------------|---------|-----|------------------|-----|--------|-----|
| 0-4 years | 16,033 | 2% | 357 | 1% | 0 | 0% |
| 5-14 years | 44,537 | 5% | 328 | 1% | 5 | 0% |
| 15-24 years | 153,995 | 16% | 1,446 | 3% | 32 | 0% |
| 25-34 years | 172,843 | 18% | 2,995 | 6% | 104 | 1% |
| 35-44 years | 149,269 | 16% | 4,452 | 8% | 310 | 2% |
| 45-54 years | 146,565 | 15% | 6,690 | 12% | 733 | 4% |
| 55-64 years | 122,940 | 13% | 9,447 | 17% | 2,011 | 11% |
| 65-74 years | 74,639 | 8% | 10,881 | 20% | 3,895 | 21% |
| 75-84 years | 42,382 | 4% | 10,327 | 19% | 5,355 | 29% |
| 85+ years | 22,727 | 2% | 7,206 | 13% | 5,809 | 32% |
| Unknown | 1,026 | 0% | 4 | 0% | 0 | 0% |
| Total | 946,956 | | 54,133 | | 18,254 | |

| Gender | Cases | |
|---------|---------|-----|
| Female | 487,334 | 51% |
| Male | 454,290 | 48% |
| Unknown | 5,332 | 1% |
| Total | 946,956 | |

| Ethnicity | Cases | | Hospitalizations | | Deaths | |
|--------------|---------|-----|------------------|-----|--------|-----|
| Hispanic | 285,789 | 30% | 14,937 | 28% | 4,585 | 25% |
| Non-Hispanic | 428,546 | 45% | 36,273 | 67% | 12,346 | 68% |
| Unknown | 232,621 | 25% | 2,923 | 5% | 1,323 | 7% |
| Total | 946,956 | | 54,133 | | 18,254 | |

| Race and ethnicity | Cases | | Hospitalizations | | Deaths | |
|--------------------|---------|-----|------------------|-----|--------|-----|
| White | 472,443 | 50% | 33,696 | 62% | 12,873 | 71% |
| Hispanic | 188,286 | 20% | 10,478 | 19% | 3,647 | 20% |
| Non-Hispanic | 253,816 | 27% | 22,103 | 41% | 8,593 | 47% |
| Unknown | 30,341 | 3% | 1,115 | 2% | 633 | 3% |
| Black | 134,212 | 14% | 12,175 | 22% | 3,336 | 18% |
| Hispanic | 6,851 | 1% | 506 | 1% | 131 | 1% |
| Non-Hispanic | 116,804 | 12% | 11,354 | 21% | 3,073 | 17% |
| Unknown | 10,557 | 1% | 315 | 1% | 132 | 1% |
| Other race | 128,598 | 14% | 6,523 | 12% | 1,449 | 8% |
| Hispanic | 65,878 | 7% | 3,575 | 7% | 681 | 4% |
| Non-Hispanic | 45,006 | 5% | 2,636 | 5% | 628 | 3% |
| Unknown | 17,714 | 2% | 312 | 1% | 140 | 1% |
| Unknown race | 211,703 | 22% | 1,739 | 3% | 596 | 3% |
| Hispanic | 24,774 | 3% | 378 | 1% | 126 | 1% |
| Non-Hispanic | 12,920 | 1% | 180 | 0% | 52 | 0% |
| Unknown | 174,009 | 18% | 1,181 | 2% | 418 | 2% |
| Total | 946,956 | | 54,133 | | 18,254 | |

Hospitalization counts include anyone who was hospitalized at some point during their illness. It does not reflect the number of people currently hospitalized. **Other race** includes any person with a race of American Indian/Alaskan native, Asian, native Hawaiian/Pacific Islander, or other.

COVID-19: deaths in Florida residents and staff of long-term care facilities

Data through Nov 24, 2020 verified as of Nov 25, 2020 at 09:25 AM

Data in this report are provisional and subject to change.

For current cases in residents or staff of long-term care facilities, please visit: <https://floridahealthcovid19.gov/>

| County | Deaths | | County | Deaths | | County | Deaths | |
|--------------|--------|-----------------|--------------|--------|----------------|------------|--------|----------------|
| Dade | 860 | <div></div> 12% | Osceola | 88 | <div></div> 1% | Washington | 12 | <div></div> 0% |
| Palm Beach | 752 | <div></div> 10% | Charlotte | 86 | <div></div> 1% | Gadsden | 11 | <div></div> 0% |
| Pinellas | 603 | <div></div> 8% | Okaloosa | 72 | <div></div> 1% | Gilchrist | 11 | <div></div> 0% |
| Broward | 466 | <div></div> 6% | Clay | 70 | <div></div> 1% | Baker | 8 | <div></div> 0% |
| Hillsborough | 404 | <div></div> 6% | Indian River | 65 | <div></div> 1% | Jefferson | 8 | <div></div> 0% |
| Polk | 339 | <div></div> 5% | Citrus | 62 | <div></div> 1% | Lafayette | 8 | <div></div> 0% |
| Lee | 274 | <div></div> 4% | Jackson | 60 | <div></div> 1% | Calhoun | 6 | <div></div> 0% |
| Brevard | 250 | <div></div> 3% | Suwannee | 53 | <div></div> 1% | Bradford | 3 | <div></div> 0% |
| Duval | 237 | <div></div> 3% | Leon | 52 | <div></div> 1% | Flagler | 3 | <div></div> 0% |
| Orange | 233 | <div></div> 3% | Highlands | 48 | <div></div> 1% | Gulf | 3 | <div></div> 0% |
| Sarasota | 220 | <div></div> 3% | St. Johns | 45 | <div></div> 1% | Holmes | 3 | <div></div> 0% |
| St. Lucie | 179 | <div></div> 2% | Bay | 36 | <div></div> 0% | Monroe | 3 | <div></div> 0% |
| Volusia | 179 | <div></div> 2% | Alachua | 34 | <div></div> 0% | Taylor | 3 | <div></div> 0% |
| Seminole | 169 | <div></div> 2% | Columbia | 30 | <div></div> 0% | Desoto | 2 | <div></div> 0% |
| Marion | 168 | <div></div> 2% | Sumter | 29 | <div></div> 0% | Hardee | 2 | <div></div> 0% |
| Manatee | 145 | <div></div> 2% | Nassau | 26 | <div></div> 0% | Levy | 2 | <div></div> 0% |
| Escambia | 138 | <div></div> 2% | Santa Rosa | 22 | <div></div> 0% | Dixie | 1 | <div></div> 0% |
| Collier | 121 | <div></div> 2% | Hendry | 20 | <div></div> 0% | Liberty | 1 | <div></div> 0% |
| Pasco | 112 | <div></div> 2% | Putnam | 19 | <div></div> 0% | | | |
| Martin | 110 | <div></div> 2% | Madison | 16 | <div></div> 0% | Total | 7,212 | |
| Lake | 102 | <div></div> 1% | Okeechobee | 16 | <div></div> 0% | | | |
| Hernando | 96 | <div></div> 1% | Walton | 16 | <div></div> 0% | | | |

Note: cases are summarized by the county of usual residence. Residents and staff may be cases associated with facilities that are not in their county of usual residence, resulting in cases being included below for counties that do not have facilities with known cases.

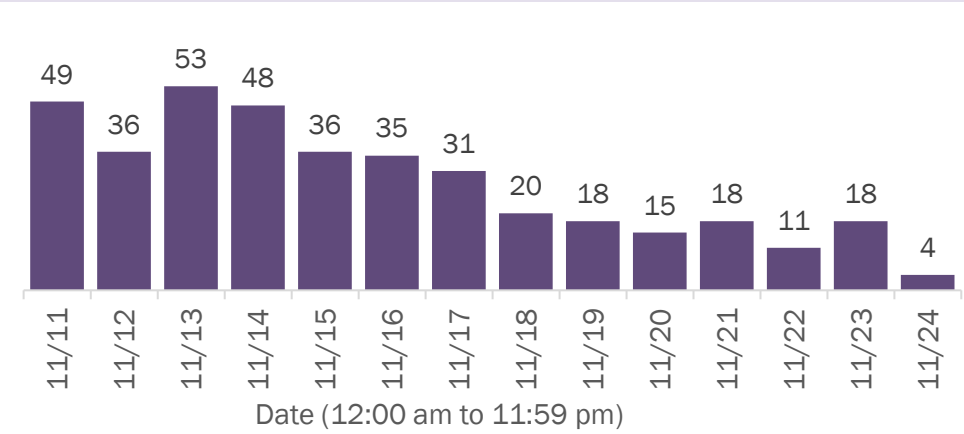
COVID-19: cases in Florida residents who have died

Data through Nov 24, 2020 verified as of Nov 25, 2020 at 09:25 AM

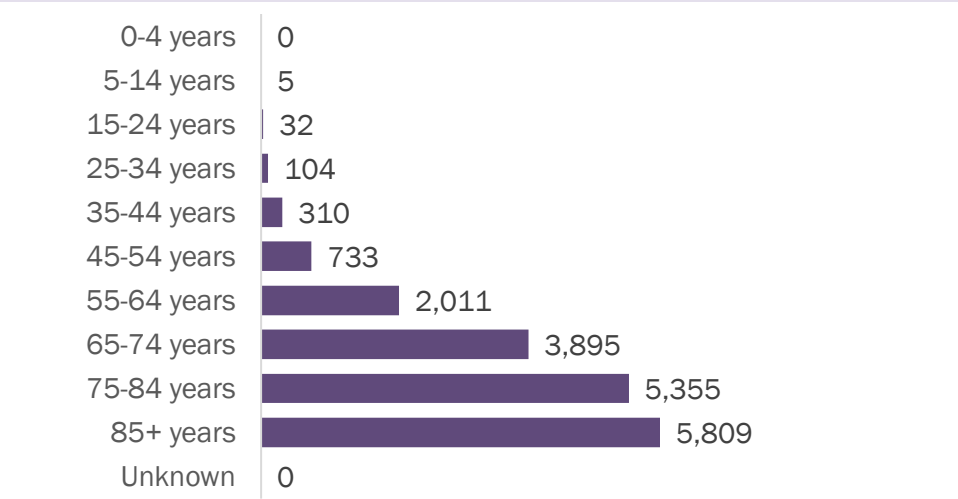
Data in this report are provisional and subject to change.

Demographics for all identified COVID-19 deaths: 18,254

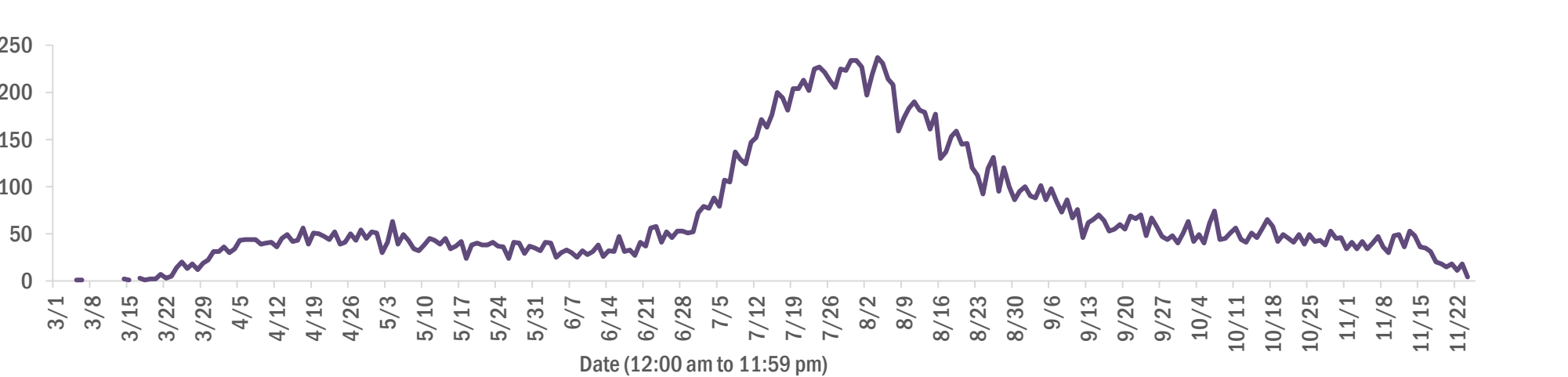
Deaths by date of death for the past 2 weeks



Deaths by age group



Deaths by date of death since March 2020



| Age group | Deaths | Cases | Case fatality rate | Mortality rate per 100,000 population |
|-------------|--------|---------|--------------------|---------------------------------------|
| 0-4 years | 0 | 16,033 | 0.0% | 0.0 |
| 5-14 years | 5 | 44,537 | 0.0% | 0.2 |
| 15-24 years | 32 | 153,995 | 0.0% | 1.3 |
| 25-34 years | 104 | 172,843 | 0.1% | 3.7 |
| 35-44 years | 310 | 149,269 | 0.2% | 11.9 |
| 45-54 years | 733 | 146,565 | 0.5% | 26.3 |
| 55-64 years | 2,011 | 122,940 | 1.6% | 69.5 |
| 65-74 years | 3,895 | 74,639 | 5.2% | 160.5 |
| 75-84 years | 5,355 | 42,382 | 12.6% | 381.3 |
| 85+ years | 5,809 | 22,727 | 25.6% | 1005.8 |
| Unknown | 0 | 1,026 | 0.0% | |
| Total | 18,254 | 946,956 | 1.9% | 84.5 |

| Race | Deaths | Cases | Case fatality rate | Mortality rate per 100,000 population |
|---------|--------|---------|--------------------|---------------------------------------|
| Black | 3,336 | 134,212 | 2.5% | 91.2 |
| White | 12,873 | 472,443 | 2.7% | 77.1 |
| Other | 1,449 | 128,598 | 1.1% | 116.4 |
| Unknown | 596 | 211,703 | 0.3% | |
| Total | 18,254 | 946,956 | 1.9% | 84.5 |

| Gender | Deaths | Cases | Case fatality rate | Mortality rate per 100,000 population |
|---------|--------|---------|--------------------|---------------------------------------|
| Female | 8,112 | 487,334 | 1.7% | 73.5 |
| Male | 10,142 | 454,290 | 2.2% | 96.1 |
| Unknown | 0 | 5,332 | 0.0% | |
| Total | 18,254 | 946,956 | 1.9% | 84.5 |

| Ethnicity | Deaths | Cases | Case fatality rate | Mortality rate per 100,000 population |
|--------------|--------|---------|--------------------|---------------------------------------|
| Non-Hispanic | 12,346 | 428,546 | 2.9% | 77.5 |
| Hispanic | 4,585 | 285,789 | 1.6% | 80.7 |
| Unknown | 1,323 | 232,621 | 0.6% | |
| Total | 18,254 | 946,956 | 1.9% | 84.5 |

COVID-19: characteristics of 961,676 cases

Data through Nov 24, 2020 verified as of Nov 25, 2020 at 09:25 AM

Data in this report are provisional and subject to change.

Tables below include cases in Florida residents and non-Florida residents.

All 67 Florida counties have cases:

| County | FL resident cases | | Non-FL resident cases | Total cases | FL resident deaths | FL death rate |
|--------------|-------------------|-----------------|-----------------------|-------------|--------------------|---------------|
| Dade | 218,169 | <div></div> 23% | 2,245 | 220,414 | 3,792 | 1.7% |
| Broward | 102,417 | <div></div> 11% | 1,023 | 103,440 | 1,638 | 1.6% |
| Palm Beach | 62,472 | <div></div> 7% | 674 | 63,146 | 1,670 | 2.7% |
| Hillsborough | 56,117 | <div></div> 6% | 380 | 56,497 | 904 | 1.6% |
| Orange | 55,470 | <div></div> 6% | 496 | 55,966 | 635 | 1.1% |
| Duval | 41,362 | <div></div> 4% | 575 | 41,937 | 579 | 1.4% |
| Pinellas | 31,402 | <div></div> 3% | 393 | 31,795 | 884 | 2.8% |
| Lee | 28,269 | <div></div> 3% | 612 | 28,881 | 577 | 2.0% |
| Polk | 26,674 | <div></div> 3% | 159 | 26,833 | 671 | 2.5% |
| Osceola | 17,382 | <div></div> 2% | 171 | 17,553 | 240 | 1.4% |
| Collier | 16,905 | <div></div> 2% | 357 | 17,262 | 279 | 1.7% |
| Escambia | 14,484 | <div></div> 2% | 1,739 | 16,223 | 299 | 2.1% |
| Manatee | 16,007 | <div></div> 2% | 211 | 16,218 | 368 | 2.3% |
| Volusia | 15,457 | <div></div> 2% | 152 | 15,609 | 362 | 2.3% |
| Brevard | 14,878 | <div></div> 2% | 103 | 14,981 | 434 | 2.9% |
| Leon | 14,177 | <div></div> 1% | 428 | 14,605 | 137 | 1.0% |
| Pasco | 13,997 | <div></div> 1% | 134 | 14,131 | 270 | 1.9% |
| Sarasota | 12,673 | <div></div> 1% | 247 | 12,920 | 387 | 3.1% |
| Marion | 12,589 | <div></div> 1% | 39 | 12,628 | 377 | 3.0% |
| Alachua | 12,435 | <div></div> 1% | 114 | 12,549 | 98 | 0.8% |
| Seminole | 12,318 | <div></div> 1% | 69 | 12,387 | 268 | 2.2% |
| St. Lucie | 10,444 | <div></div> 1% | 29 | 10,473 | 362 | 3.5% |
| Lake | 10,186 | <div></div> 1% | 87 | 10,273 | 250 | 2.5% |
| Okaloosa | 8,464 | <div></div> 1% | 92 | 8,556 | 145 | 1.7% |
| St. Johns | 8,161 | <div></div> 1% | 147 | 8,308 | 94 | 1.2% |
| Bay | 8,004 | <div></div> 1% | 298 | 8,302 | 152 | 1.9% |
| Clay | 7,633 | <div></div> 1% | 19 | 7,652 | 147 | 1.9% |
| Santa Rosa | 7,100 | <div></div> 1% | 92 | 7,192 | 100 | 1.4% |
| Martin | 6,021 | <div></div> 1% | 60 | 6,081 | 175 | 2.9% |
| Indian River | 4,792 | <div></div> 1% | 45 | 4,837 | 132 | 2.8% |
| Charlotte | 4,795 | <div></div> 1% | 36 | 4,831 | 186 | 3.9% |
| Hernando | 4,720 | <div></div> 0% | 30 | 4,750 | 205 | 4.3% |
| Columbia | 4,670 | <div></div> 0% | 18 | 4,688 | 93 | 2.0% |
| Citrus | 4,475 | <div></div> 0% | 23 | 4,498 | 160 | 3.6% |
| Jackson | 3,785 | <div></div> 0% | 52 | 3,837 | 89 | 2.4% |

| County | FL resident cases | | Non-FL resident cases | Total cases | FL resident deaths | FL death rate |
|------------|-------------------|----|-----------------------|-------------|--------------------|---------------|
| Highlands | 3,626 | 0% | 26 | 3,652 | 143 | 3.9% |
| Walton | 3,247 | 0% | 336 | 3,583 | 37 | 1.1% |
| Sumter | 3,334 | 0% | 19 | 3,353 | 92 | 2.8% |
| Gadsden | 3,228 | 0% | 11 | 3,239 | 57 | 1.8% |
| Suwannee | 3,210 | 0% | 25 | 3,235 | 86 | 2.7% |
| Monroe | 3,120 | 0% | 84 | 3,204 | 27 | 0.9% |
| Nassau | 2,789 | 0% | 250 | 3,039 | 55 | 2.0% |
| Putnam | 2,673 | 0% | 7 | 2,680 | 58 | 2.2% |
| Flagler | 2,599 | 0% | 22 | 2,621 | 42 | 1.6% |
| Unknown | 181 | 0% | 2,422 | 2,603 | 0 | 0.0% |
| Hendry | 2,443 | 0% | 9 | 2,452 | 45 | 1.8% |
| Desoto | 2,298 | 0% | 7 | 2,305 | 35 | 1.5% |
| Okeechobee | 1,995 | 0% | 13 | 2,008 | 43 | 2.2% |
| Baker | 1,981 | 0% | 9 | 1,990 | 32 | 1.6% |
| Hardee | 1,736 | 0% | 7 | 1,743 | 18 | 1.0% |
| Taylor | 1,625 | 0% | 4 | 1,629 | 20 | 1.2% |
| Wakulla | 1,576 | 0% | 9 | 1,585 | 14 | 0.9% |
| Washington | 1,473 | 0% | 14 | 1,487 | 24 | 1.6% |
| Bradford | 1,384 | 0% | 2 | 1,386 | 18 | 1.3% |
| Levy | 1,361 | 0% | 7 | 1,368 | 13 | 1.0% |
| Lafayette | 1,310 | 0% | 0 | 1,310 | 19 | 1.5% |
| Madison | 1,214 | 0% | 17 | 1,231 | 26 | 2.1% |
| Union | 1,215 | 0% | 0 | 1,215 | 59 | 4.9% |
| Holmes | 1,100 | 0% | 20 | 1,120 | 14 | 1.3% |
| Gulf | 1,036 | 0% | 12 | 1,048 | 18 | 1.7% |
| Hamilton | 961 | 0% | 8 | 969 | 11 | 1.1% |
| Dixie | 952 | 0% | 3 | 955 | 11 | 1.2% |
| Calhoun | 852 | 0% | 2 | 854 | 21 | 2.5% |
| Franklin | 819 | 0% | 9 | 828 | 4 | 0.5% |
| Jefferson | 735 | 0% | 15 | 750 | 11 | 1.5% |
| Gilchrist | 742 | 0% | 0 | 742 | 19 | 2.6% |
| Glades | 656 | 0% | 1 | 657 | 9 | 1.4% |
| Liberty | 581 | 0% | 1 | 582 | 14 | 2.4% |
| Total | 946,956 | | 14,720 | 961,676 | 18,254 | 1.9% |

COVID-19: characteristics of 946,956 Florida resident cases

Data through Nov 24, 2020 verified as of Nov 25, 2020 at 09:25 AM

Data in this report are provisional and subject to change.

The table below includes the cities and counties of residence for cases in Florida residents based on the patient's ZIP Code.

Note that city is not always received as part of the initial notification and may be missing while the case is being investigated.

| City and county | Cases |
|-----------------------------|---------|
| Miami, Dade | 126,082 |
| Orlando, Orange | 41,779 |
| Jacksonville, Duval | 38,799 |
| Tampa, Hillsborough | 33,711 |
| Hialeah, Dade | 29,781 |
| Fort Lauderdale, Broward | 24,190 |
| Hollywood, Broward | 19,993 |
| West Palm Beach, Palm Beach | 15,656 |
| Kissimmee, Osceola | 13,739 |
| Naples, Collier | 13,727 |
| Tallahassee, Leon | 13,369 |
| Homestead, Dade | 13,174 |
| Saint Petersburg, Pinellas | 12,447 |
| Pensacola, Escambia | 11,914 |
| Fort Myers, Lee | 11,577 |
| Pompano Beach, Broward | 11,380 |
| Bradenton, Manatee | 10,753 |
| Gainesville, Alachua | 10,366 |
| Boca Raton, Palm Beach | 10,188 |
| Ocala, Marion | 9,849 |
| Lakeland, Polk | 9,183 |
| Sarasota, Sarasota | 8,260 |
| Lake Worth, Palm Beach | 8,166 |
| Cape Coral, Lee | 6,774 |
| Port Saint Lucie, St. Lucie | 6,708 |
| Miramar, Broward | 6,495 |
| Clearwater, Pinellas | 6,159 |
| Miami Gardens, Dade | 5,962 |
| Boynton Beach, Palm Beach | 5,787 |
| Miami Beach, Dade | 5,493 |
| Panama City, Bay | 5,175 |
| Coral Springs, Broward | 5,087 |
| Winter Haven, Polk | 4,826 |
| Lehigh Acres, Lee | 4,640 |
| Melbourne, Brevard | 4,637 |
| Saint Augustine, St. Johns | 4,579 |
| Delray Beach, Palm Beach | 4,493 |
| Lake City, Columbia | 4,375 |
| Davie, Broward | 4,037 |
| Coral Gables, Dade | 3,904 |
| Sunrise, Broward | 3,864 |
| Milton, Santa Rosa | 3,854 |
| Riverview, Hillsborough | 3,757 |
| Fort Pierce, St. Lucie | 3,679 |
| Vero Beach, Indian River | 3,670 |
| Daytona Beach, Volusia | 3,599 |
| Doral, Dade | 3,496 |
| Plant City, Hillsborough | 3,398 |
| Brandon, Hillsborough | 3,396 |
| Largo, Pinellas | 3,269 |
| Saint Cloud, Osceola | 3,255 |
| Apopka, Orange | 3,251 |
| Miami Lakes, Dade | 3,246 |
| Palm Bay, Brevard | 3,237 |
| Plantation, Broward | 3,160 |
| New Port Richey, Pasco | 3,154 |
| Orange Park, Clay | 3,140 |
| North Miami Beach, Dade | 3,060 |
| Deerfield Beach, Broward | 2,982 |

COVID-19: characteristics of 946,956 Florida resident cases

Data through Nov 24, 2020 verified as of Nov 25, 2020 at 09:25 AM

Data in this report are provisional and subject to change.

The table below includes the cities and counties of residence for cases in Florida residents based on the patient's ZIP Code.

Note that city is not always received as part of the initial notification and may be missing while the case is being investigated.

| City and county | Cases |
|--------------------------------|-------|
| Jupiter, Palm Beach | 2,968 |
| Stuart, Martin | 2,949 |
| Weston, Broward | 2,908 |
| Sanford, Seminole | 2,881 |
| Cutler Ridge, Dade | 2,771 |
| Clermont, Lake | 2,730 |
| Spring Hill, Hernando | 2,724 |
| Live Oak, Suwannee | 2,685 |
| Fort Walton Beach, Okaloosa | 2,683 |
| Tamarac, Broward | 2,655 |
| Deltona, Volusia | 2,561 |
| Immokalee, Collier | 2,530 |
| Opa Locka, Dade | 2,492 |
| Port Charlotte, Charlotte | 2,463 |
| Davenport, Polk | 2,384 |
| Deland, Volusia | 2,366 |
| Palm Beach Gardens, Palm Beach | 2,319 |
| Palmetto, Manatee | 2,308 |
| Winter Park, Orange | 2,277 |
| Arcadia, Desoto | 2,245 |
| Winter Garden, Orange | 2,211 |
| Margate, Broward | 2,205 |
| Palm Coast, Flagler | 2,170 |
| Coconut Creek, Broward | 2,120 |
| Oviedo, Seminole | 2,088 |
| Wesley Chapel, Pasco | 2,079 |
| Wellington, Palm Beach | 2,077 |
| Land O Lakes, Pasco | 2,043 |
| Hallandale, Broward | 2,028 |
| Crestview, Okaloosa | 2,022 |
| Okeechobee, Okeechobee | 1,989 |
| Palm Harbor, Pinellas | 1,973 |
| Lake Worth Beach, Palm Beach | 1,962 |
| Altamonte Springs, Seminole | 1,955 |
| Haines City, Polk | 1,950 |
| Sebring, Highlands | 1,849 |
| Key West, Monroe | 1,835 |
| Ocoee, Orange | 1,811 |
| Bonita Springs, Lee | 1,804 |
| Venice, Sarasota | 1,782 |
| Brooksville, Hernando | 1,767 |
| North Lauderdale, Broward | 1,740 |
| Middleburg, Clay | 1,738 |
| Leesburg, Lake | 1,737 |
| Punta Gorda, Charlotte | 1,737 |
| North Port, Sarasota | 1,730 |
| Valrico, Hillsborough | 1,697 |
| Lutz, Hillsborough | 1,692 |
| North Miami, Dade | 1,665 |
| Seminole, Pinellas | 1,657 |
| Quincy, Gadsden | 1,624 |
| Ruskin, Hillsborough | 1,599 |
| Pembroke Pines, Broward | 1,588 |
| Pinellas Park, Pinellas | 1,551 |
| Perry, Taylor | 1,530 |
| Port Orange, Volusia | 1,520 |
| Oakland Park, Broward | 1,471 |
| Longwood, Seminole | 1,455 |
| Ormond Beach, Volusia | 1,451 |

COVID-19: characteristics of 946,956 Florida resident cases

Data through Nov 24, 2020 verified as of Nov 25, 2020 at 09:25 AM

Data in this report are provisional and subject to change.

The table below includes the cities and counties of residence for cases in Florida residents based on the patient's ZIP Code.

Note that city is not always received as part of the initial notification and may be missing while the case is being investigated.

| City and county | Cases |
|------------------------------|-------|
| Jacksonville Beach, Duval | 1,437 |
| Crawfordville, Wakulla | 1,432 |
| Windermere, Orange | 1,429 |
| Marianna, Jackson | 1,398 |
| Cocoa, Brevard | 1,396 |
| Crossings, Dade | 1,380 |
| Royal Palm Beach, Palm Beach | 1,380 |
| Bartow, Polk | 1,369 |
| Zephyrhills, Pasco | 1,360 |
| Casselberry, Seminole | 1,356 |
| Clewiston, Hendry | 1,356 |
| Coconut Grove, Dade | 1,353 |
| Green Cove Springs, Clay | 1,339 |
| Dade City, Pasco | 1,309 |
| Mayo, Lafayette | 1,299 |
| Carol City, Dade | 1,286 |
| Saint Johns, St. Johns | 1,284 |
| Niceville, Okaloosa | 1,284 |
| Palatka, Putnam | 1,265 |
| Missing, Dade | 1,265 |
| Defuniak Springs, Walton | 1,262 |
| Kissimmee, Polk | 1,242 |
| Cantonment, Escambia | 1,229 |
| Gulf Breeze, Santa Rosa | 1,218 |
| Hudson, Pasco | 1,199 |
| Lake Mary, Seminole | 1,196 |
| Wimauma, Hillsborough | 1,195 |
| Chipley, Washington | 1,190 |
| Inverness, Citrus | 1,183 |
| Navarre, Santa Rosa | 1,178 |
| Auburndale, Polk | 1,163 |
| Lynn Haven, Bay | 1,160 |
| Belle Glade, Palm Beach | 1,158 |
| Panama City Beach, Bay | 1,151 |
| North Fort Myers, Lee | 1,144 |
| Lake Wales, Polk | 1,116 |
| Port Richey, Pasco | 1,108 |
| Biscayne Park, Dade | 1,101 |
| Starke, Bradford | 1,092 |
| Titusville, Brevard | 1,091 |
| Fernandina Beach, Nassau | 1,085 |
| Ponte Vedra Beach, St. Johns | 1,076 |
| The Villages, Sumter | 1,066 |
| Merritt Island, Brevard | 1,056 |
| Santa Rosa Beach, Walton | 1,053 |
| Tarpon Springs, Pinellas | 1,044 |
| Aventura, Dade | 1,026 |
| Labelle, Hendry | 1,020 |
| Indiantown, Martin | 1,018 |
| Wauchula, Hardee | 1,016 |
| Avon Park, Highlands | 999 |
| Fleming Island, Clay | 990 |
| Loxahatchee, Palm Beach | 982 |
| Destin, Okaloosa | 981 |
| Winter Springs, Seminole | 973 |
| New Smyrna Beach, Volusia | 961 |
| Century, Escambia | 953 |
| Graceville, Jackson | 942 |
| Sarasota, Manatee | 937 |

COVID-19: characteristics of 946,956 Florida resident cases

Data through Nov 24, 2020 verified as of Nov 25, 2020 at 09:25 AM

Data in this report are provisional and subject to change.

The table below includes the cities and counties of residence for cases in Florida residents based on the patient's ZIP Code.

Note that city is not always received as part of the initial notification and may be missing while the case is being investigated.

| City and county | Cases |
|--------------------------------|-------|
| Cooper City, Broward | 931 |
| Dunedin, Pinellas | 919 |
| Tavares, Lake | 918 |
| Estero, Lee | 909 |
| Mulberry, Polk | 904 |
| Seffner, Hillsborough | 889 |
| Lake Butler, Union | 887 |
| El Portal, Dade | 885 |
| Key Biscayne, Dade | 880 |
| Florida City, Dade | 880 |
| Everglades National Park, Dade | 877 |
| Rockledge, Brevard | 874 |
| Palm City, Martin | 866 |
| Madison, Madison | 864 |
| Eustis, Lake | 860 |
| Riviera Beach, Palm Beach | 856 |
| Macclenny, Baker | 850 |
| Parrish, Manatee | 849 |
| Holiday, Pasco | 846 |
| Parkland, Broward | 841 |
| Bonifay, Holmes | 840 |
| Maitland, Orange | 823 |
| Mount Dora, Lake | 802 |
| Orange City, Volusia | 778 |
| Sanderson, Baker | 760 |
| Odessa, Hillsborough | 747 |
| Dover, Hillsborough | 738 |
| Crystal River, Citrus | 738 |
| Lake Placid, Highlands | 730 |
| Dania, Broward | 719 |
| Olympia Heights, Dade | 716 |
| Coleman, Sumter | 716 |
| Groveland, Lake | 708 |
| Uleta, Dade | 707 |
| Monticello, Jefferson | 688 |
| Coral, Dade | 679 |
| Gibsonton, Hillsborough | 672 |
| Jasper, Hamilton | 669 |
| Lithia, Hillsborough | 665 |
| Yulee, Nassau | 638 |
| Hobe Sound, Martin | 636 |
| Lantana, Palm Beach | 631 |
| Atlantic Beach, Duval | 630 |
| Moore Haven, Glades | 619 |
| Homosassa, Citrus | 616 |
| Ponte Vedra, St. Johns | 605 |
| Havana, Gadsden | 604 |
| Wewahitchka, Gulf | 596 |
| Palm Springs, Palm Beach | 596 |
| Pace, Santa Rosa | 595 |
| Sebastian, Indian River | 594 |
| Oldsmar, Pinellas | 593 |
| Alachua, Alachua | 573 |
| Blountstown, Calhoun | 573 |
| Pinecrest, Dade | 571 |
| Cross City, Dixie | 569 |
| Chattahoochee, Gadsden | 567 |
| South Bay, Palm Beach | 554 |
| Summerfield, Marion | 553 |

COVID-19: characteristics of 946,956 Florida resident cases

Data through Nov 24, 2020 verified as of Nov 25, 2020 at 09:25 AM

Data in this report are provisional and subject to change.

The table below includes the cities and counties of residence for cases in Florida residents based on the patient's ZIP Code. Note that city is not always received as part of the initial notification and may be missing while the case is being investigated.

| City and county | Cases |
|--------------------------------|-------|
| North Palm Beach, Palm Beach | 553 |
| Debary, Volusia | 548 |
| Frostproof, Polk | 545 |
| Sun City Center, Hillsborough | 544 |
| Fisher Island, Dade | 538 |
| Pahokee, Palm Beach | 533 |
| South Miami, Dade | 529 |
| Callahan, Nassau | 528 |
| Wildwood, Sumter | 523 |
| Apollo Beach, Hillsborough | 512 |
| Trenton, Gilchrist | 511 |
| Lecanto, Citrus | 511 |
| Newberry, Alachua | 507 |
| Dunnellon, Marion | 495 |
| Fellsmere, Indian River | 493 |
| Ellenton, Manatee | 490 |
| Bristol, Liberty | 486 |
| Bellevue, Marion | 481 |
| Williston, Levy | 477 |
| Edgewater, Volusia | 477 |
| Crescent City, Putnam | 475 |
| Lady Lake, Lake | 475 |
| Jensen Beach, Martin | 471 |
| Bowling Green, Hardee | 465 |
| Lauderdale Lakes, Broward | 464 |
| Safety Harbor, Pinellas | 463 |
| Polk City, Polk | 461 |
| Lauderhill, Broward | 456 |
| Wilton Manors, Broward | 447 |
| Satellite Beach, Brevard | 441 |
| Beverly Hills, Citrus | 440 |
| Carrabelle, Franklin | 440 |
| Port Saint Joe, Gulf | 434 |
| Freeport, Walton | 428 |
| Hilliard, Nassau | 427 |
| Bushnell, Sumter | 421 |
| Sweetwater, Dade | 416 |
| Fort Meade, Polk | 415 |
| Mary Esther, Okaloosa | 408 |
| Key Largo, Monroe | 404 |
| Nokomis, Sarasota | 401 |
| Palmetto Bay, Dade | 400 |
| Keystone Heights, Clay | 396 |
| Shalimar, Okaloosa | 389 |
| Dunnellon, Citrus | 384 |
| Marco Island, Collier | 379 |
| Florida State University, Leon | 372 |
| Chiefland, Levy | 369 |
| Glen Saint Mary, Baker | 368 |
| Hernando, Citrus | 361 |
| Centerville, Leon | 359 |
| Sneads, Jackson | 355 |
| Old Town, Dixie | 354 |
| Indialantic, Brevard | 335 |
| Cocoa Beach, Brevard | 333 |
| Southwest Ranches, Broward | 330 |
| Lake Alfred, Polk | 321 |
| Englewood, Charlotte | 321 |
| Bronson, Levy | 309 |

COVID-19: characteristics of 946,956 Florida resident cases

Data through Nov 24, 2020 verified as of Nov 25, 2020 at 09:25 AM

Data in this report are provisional and subject to change.

The table below includes the cities and counties of residence for cases in Florida residents based on the patient's ZIP Code.

Note that city is not always received as part of the initial notification and may be missing while the case is being investigated.

| City and county | Cases |
|----------------------------|-------|
| Jacksonville, St. Johns | 307 |
| Miramar Beach, Walton | 305 |
| Raiford, Union | 302 |
| Thonotosassa, Hillsborough | 302 |
| Marathon, Monroe | 299 |
| Belle Isle, Orange | 298 |
| Neptune Beach, Duval | 296 |
| Spring Hill, Pasco | 294 |
| Cottondale, Jackson | 285 |
| Malone, Jackson | 282 |
| Englewood, Sarasota | 278 |
| Lehigh, Lee | 273 |
| High Springs, Alachua | 271 |
| Minneola, Lake | 269 |
| Sorrento, Lake | 268 |
| Fort White, Columbia | 263 |
| Clearwater Beach, Pinellas | 260 |
| West Melbourne, Brevard | 259 |
| Oakland, Orange | 258 |
| Mascotte, Lake | 254 |
| Medley, Dade | 244 |
| Midway, Gadsden | 242 |
| Trinity, Pasco | 241 |
| Fruitland Park, Lake | 238 |
| Palm Beach, Palm Beach | 233 |
| Zolfo Springs, Hardee | 232 |
| Myakka City, Manatee | 231 |
| Bunnell, Flagler | 230 |
| Gulfport, Pinellas | 227 |
| Pierson, Volusia | 227 |
| Fort Myers Beach, Lee | 227 |
| Citra, Marion | 224 |
| Haverhill, Palm Beach | 222 |
| Umatilla, Lake | 221 |
| Baker, Okaloosa | 220 |
| Bell, Gilchrist | 216 |
| Silver Springs, Marion | 210 |
| South Daytona, Volusia | 209 |
| Apalachicola, Franklin | 207 |
| Tavernier, Monroe | 205 |
| De Leon Springs, Volusia | 203 |
| Hawthorne, Alachua | 202 |
| Lake Park, Palm Beach | 202 |
| Rotunda West, Charlotte | 199 |
| Interlachen, Putnam | 196 |
| Weeki Wachee, Hernando | 195 |
| Molino, Escambia | 195 |
| Bay Harbor Islands, Dade | 194 |
| Flagler Beach, Flagler | 191 |
| Youngstown, Bay | 188 |
| Cape Canaveral, Brevard | 187 |
| Holly Hill, Volusia | 186 |
| Lawtey, Bradford | 185 |
| Jay, Santa Rosa | 184 |
| Greenville, Madison | 183 |
| Altha, Calhoun | 182 |
| Jennings, Hamilton | 181 |
| Tequesta, Palm Beach | 175 |
| Edgewood, Orange | 175 |

COVID-19: characteristics of 946,956 Florida resident cases

Data through Nov 24, 2020 verified as of Nov 25, 2020 at 09:25 AM

Data in this report are provisional and subject to change.

The table below includes the cities and counties of residence for cases in Florida residents based on the patient's ZIP Code.

Note that city is not always received as part of the initial notification and may be missing while the case is being investigated.

| City and county | Cases |
|--------------------------------|-------|
| Grand Ridge, Jackson | 174 |
| Mims, Brevard | 173 |
| Oxford, Sumter | 173 |
| Ocklawaha, Marion | 172 |
| Osprey, Sarasota | 172 |
| Archer, Alachua | 172 |
| Melbourne Beach, Brevard | 169 |
| Ave Maria, Collier | 164 |
| Alva, Lee | 161 |
| Indian Harbour Beach, Brevard | 161 |
| Branford, Suwannee | 161 |
| Greenwood, Jackson | 160 |
| Eastpoint, Franklin | 160 |
| East Palatka, Putnam | 154 |
| Montverde, Lake | 153 |
| Vernon, Washington | 150 |
| Kenneth City, Pinellas | 150 |
| Dundee, Polk | 149 |
| Celebration, Osceola | 148 |
| Floral City, Citrus | 147 |
| Clair-Mel City, Hillsborough | 145 |
| Gretna, Gadsden | 143 |
| Hastings, St. Johns | 142 |
| Eagle Lake, Polk | 141 |
| O Brien, Suwannee | 138 |
| South Pasadena, Pinellas | 137 |
| Webster, Sumter | 135 |
| Westville, Holmes | 135 |
| Gotha, Orange | 133 |
| Melrose, Putnam | 132 |
| Surfside, Dade | 131 |
| University Of Miami, Dade | 131 |
| Satsuma, Putnam | 130 |
| Indian Rocks Beach, Pinellas | 127 |
| Azalea Park, Orange | 124 |
| Chuluota, Seminole | 122 |
| Elkton, St. Johns | 122 |
| Grand Island, Lake | 121 |
| San Antonio, Pasco | 121 |
| Hiawassee, Orange | 121 |
| Malabar, Brevard | 119 |
| Eglin Air Force Base, Okaloosa | 116 |
| Reddick, Marion | 116 |
| Southport, Bay | 115 |
| Valparaiso, Okaloosa | 113 |
| Lee, Madison | 112 |
| Bal Harbour, Dade | 111 |
| White Springs, Hamilton | 110 |
| Wellborn, Suwannee | 110 |
| West Miami, Dade | 109 |
| Inlet Beach, Walton | 108 |
| Geneva, Seminole | 108 |
| Ponce De Leon, Holmes | 107 |
| Alford, Jackson | 106 |
| Laurel Hill, Okaloosa | 105 |
| Lakewood Ranch, Manatee | 104 |
| Lake Panasoffkee, Sumter | 103 |
| Matlacha, Lee | 103 |
| Zellwood, Orange | 101 |

COVID-19: characteristics of 946,956 Florida resident cases

Data through Nov 24, 2020 verified as of Nov 25, 2020 at 09:25 AM

Data in this report are provisional and subject to change.

The table below includes the cities and counties of residence for cases in Florida residents based on the patient's ZIP Code.

Note that city is not always received as part of the initial notification and may be missing while the case is being investigated.

| City and county | Cases |
|---------------------------------------|-------|
| Summerland Key, Monroe | 99 |
| Lockhart, Orange | 98 |
| South Fort Myers, Lee | 97 |
| Mcdavid, Escambia | 97 |
| University Of Central Florida, Orange | 96 |
| Sebastian, Brevard | 96 |
| Fort Mccoy, Marion | 95 |
| Bryceville, Nassau | 94 |
| Mcalpin, Suwannee | 93 |
| Weirsdale, Marion | 91 |
| Fountain, Bay | 91 |
| Juno Beach, Palm Beach | 90 |
| Morriston, Levy | 89 |
| Pomona Park, Putnam | 89 |
| Anthony, Marion | 87 |
| Micanopy, Alachua | 87 |
| Hosford, Liberty | 87 |
| University Of FI, Alachua | 86 |
| Bay Lake, Orange | 85 |
| Sanibel, Lee | 85 |
| Babson Park, Polk | 83 |
| Belleair, Pinellas | 82 |
| Howey-In-The-Hills, Lake | 80 |
| Alafaya, Orange | 79 |
| Hallandale Beach, Broward | 79 |
| Temple Terrace, Hillsborough | 79 |
| Islamorada, Monroe | 78 |
| Poinciana, Polk | 78 |
| Carrollwood, Hillsborough | 78 |
| Cloud Lake, Palm Beach | 75 |
| Steinhatchee, Taylor | 75 |
| Bokeelia, Lee | 75 |
| Odessa, Pasco | 74 |
| Holmes Beach, Manatee | 74 |
| Longboat Key, Manatee | 74 |
| Astatula, Lake | 74 |
| Center Hill, Sumter | 73 |
| Greenacres, Palm Beach | 72 |
| Mangonia Park, Palm Beach | 71 |
| F M, Lee | 70 |
| Sopchoppy, Wakulla | 70 |
| Lauderdale By The Sea, Broward | 69 |
| Avon Park, Polk | 69 |
| Lake Helen, Volusia | 68 |
| Caryville, Washington | 68 |
| Madeira Beach, Pinellas | 68 |
| Fern Park, Seminole | 68 |
| Eatonville, Orange | 68 |
| Kindred, Osceola | 68 |
| Atlantis, Palm Beach | 66 |
| Viera, Brevard | 66 |
| Sumterville, Sumter | 65 |
| Holt, Okaloosa | 64 |
| Seville, Volusia | 64 |
| Bonita Beach, Lee | 62 |
| Citrus Springs, Citrus | 62 |
| Big Pine Key, Monroe | 62 |
| Palma Ceia, Hillsborough | 61 |
| Stock Island, Monroe | 61 |

COVID-19: characteristics of 946,956 Florida resident cases

Data through Nov 24, 2020 verified as of Nov 25, 2020 at 09:25 AM

Data in this report are provisional and subject to change.

The table below includes the cities and counties of residence for cases in Florida residents based on the patient's ZIP Code.

Note that city is not always received as part of the initial notification and may be missing while the case is being investigated.

| City and county | Cases |
|---|-------|
| Air Mail Facility, Dade | 61 |
| Clarksville, Calhoun | 60 |
| Oak Hill, Volusia | 60 |
| Grant-Valkaria, Brevard | 60 |
| The Villages, Lake | 59 |
| Winter Park, Seminole | 59 |
| The Villages, Marion | 59 |
| Lake Hamilton, Polk | 58 |
| University Of Central Fl, Orange | 58 |
| University Of South Florida, Hillsborough | 58 |
| Dinsmore, Duval | 57 |
| Osteen, Volusia | 57 |
| Panacea, Wakulla | 56 |
| Hypoluxo, Palm Beach | 56 |
| Lady Lake, Sumter | 54 |
| Waldo, Alachua | 53 |
| Buena Ventura Lakes, Osceola | 52 |
| San Mateo, Putnam | 52 |
| Ochopee, Collier | 51 |
| Astor, Lake | 51 |
| Cutler Bay, Dade | 51 |
| Barefoot Bay, Brevard | 50 |
| Lutz, Pasco | 50 |
| Christmas, Orange | 48 |
| Inglis, Levy | 48 |
| Brooker, Bradford | 47 |
| Canal Point, Palm Beach | 47 |
| Greensboro, Gadsden | 47 |
| Hollister, Putnam | 45 |
| Saint James City, Lee | 45 |
| Placida, Charlotte | 45 |
| Altoona, Lake | 44 |
| Lamont, Jefferson | 44 |
| Belleair Beach, Pinellas | 44 |
| Golden Beach, Dade | 44 |
| Welaka, Putnam | 44 |
| Crystal Beach, Pinellas | 43 |
| Paisley, Lake | 42 |
| Florida Gulf Coast Univ, Lee | 42 |
| Princeton, Dade | 41 |
| Missing, Brevard | 41 |
| Bascom, Jackson | 40 |
| Bradenton Beach, Manatee | 40 |
| Missing, Lee | 39 |
| Ponce Inlet, Volusia | 39 |
| Lighthouse Point, Broward | 38 |
| Hampton, Bradford | 38 |
| Pinetta, Madison | 38 |
| Callaway, Bay | 38 |
| Sunny Isles Beach, Dade | 38 |
| Patrick Air Force Base, Brevard | 37 |
| Palm Beach Shores, Palm Beach | 37 |
| Manalapan, Palm Beach | 37 |
| Sewalls Point, Martin | 37 |
| Kendall, Dade | 36 |
| Felda, Hendry | 36 |
| Yalaha, Lake | 36 |
| Campbellton, Jackson | 36 |
| Baldwin, Duval | 35 |

COVID-19: characteristics of 946,956 Florida resident cases

Data through Nov 24, 2020 verified as of Nov 25, 2020 at 09:25 AM

Data in this report are provisional and subject to change.

The table below includes the cities and counties of residence for cases in Florida residents based on the patient's ZIP Code.

Note that city is not always received as part of the initial notification and may be missing while the case is being investigated.

| City and county | Cases |
|------------------------------------|-------|
| University Of Tampa, Hillsborough | 35 |
| Destin, Walton | 34 |
| Cinco Bayou, Okaloosa | 33 |
| Lorida, Highlands | 33 |
| Flemington, Marion | 33 |
| Ocean Ridge, Palm Beach | 32 |
| Harmony, Osceola | 32 |
| Village Of Wellington, Palm Beach | 32 |
| Cedar Key, Levy | 31 |
| Florahome, Putnam | 31 |
| Ebro, Washington | 30 |
| Hurlburt Field, Okaloosa | 30 |
| Missing, Santa Rosa | 29 |
| Saint Pete Beach, Pinellas | 29 |
| Saint Leo, Pasco | 29 |
| Fort Denaud, Hendry | 29 |
| Naranja, Dade | 28 |
| Fruit Cove, St. Johns | 28 |
| Singer Island, Palm Beach | 28 |
| Highland Beach, Palm Beach | 28 |
| North Redington Beach, Pinellas | 27 |
| Tierra Verde, Pinellas | 27 |
| Boca Grande, Lee | 27 |
| Florida State, Leon | 26 |
| Anna Maria, Manatee | 26 |
| Bellview, Escambia | 25 |
| Jupiter, Martin | 25 |
| Terra Ceia, Manatee | 25 |
| Univ Of FI Student Dorms, Alachua | 25 |
| West Park, Broward | 25 |
| Georgetown, Putnam | 24 |
| Salt Springs, Marion | 24 |
| North Venice, Sarasota | 24 |
| South Miami Heights, Dade | 24 |
| Kathleen, Polk | 23 |
| Waverly, Polk | 23 |
| Missing, Marion | 23 |
| Enterprise, Volusia | 22 |
| Barry University, Dade | 22 |
| Lake Suzy, Desoto | 22 |
| Florida Dept Of Corrections, Union | 22 |
| Miami Springs, Dade | 22 |
| Tyndall Air Force Base, Bay | 22 |
| Bay Pines, Pinellas | 21 |
| Missing, Duval | 21 |
| Labelle, Glades | 21 |
| Intercession City, Osceola | 21 |
| Kinard, Calhoun | 21 |
| Eaton Park, Polk | 21 |
| South Palm Beach, Palm Beach | 21 |
| Dania Beach, Broward | 21 |
| Ona, Hardee | 21 |
| Gulf Breeze, Escambia | 20 |
| Nocatee, Desoto | 20 |
| Kenansville, Osceola | 20 |
| Tioga, Alachua | 20 |
| Fort Lauderdale, Dade | 20 |
| North Bay Village, Dade | 20 |
| Miami, Unknown | 20 |

COVID-19: characteristics of 946,956 Florida resident cases

Data through Nov 24, 2020 verified as of Nov 25, 2020 at 09:25 AM

Data in this report are provisional and subject to change.

The table below includes the cities and counties of residence for cases in Florida residents based on the patient's ZIP Code.

Note that city is not always received as part of the initial notification and may be missing while the case is being investigated.

| City and county | Cases |
|----------------------------------|-------|
| Palm Shores, Brevard | 20 |
| Florida A And M University, Leon | 20 |
| Tangerine, Orange | 20 |
| Pensacola Beach, Santa Rosa | 20 |
| Reunion, Osceola | 20 |
| Hialeah Gardens, Dade | 20 |
| Okahumpka, Lake | 19 |
| Tice, Lee | 19 |
| Santa Fe, Alachua | 19 |
| Lulu, Columbia | 19 |
| Treasure Island, Pinellas | 19 |
| Walnut Hill, Escambia | 18 |
| Stetson University, Volusia | 18 |
| Miromar Lakes, Lee | 18 |
| Babcock Ranch, Lee | 18 |
| Miami Shores, Dade | 18 |
| Penney Farms, Clay | 18 |
| Ponte Vedra, Duval | 18 |
| Bagdad, Santa Rosa | 17 |
| Sydney, Hillsborough | 17 |
| Balm, Hillsborough | 17 |
| Highland City, Polk | 17 |
| Pasadena, Pinellas | 17 |
| Heathrow, Seminole | 16 |
| Sun City, Hillsborough | 16 |
| Lacoochee, Pasco | 16 |
| Micco, Brevard | 16 |
| Missing, Collier | 16 |
| West Panama City Beach, Bay | 16 |
| Florida International Univ, Dade | 16 |
| La Crosse, Alachua | 16 |
| Cudjoe Key, Monroe | 15 |
| Missing, Hillsborough | 15 |
| Aloma, Orange | 15 |
| Goulds, Dade | 15 |
| Perdido Key, Escambia | 14 |
| Northdale, Hillsborough | 14 |
| Homosassa Springs, Citrus | 14 |
| Key Colony Beach, Monroe | 14 |
| Indian Lake Estates, Polk | 14 |
| Paxton, Walton | 14 |
| Palmdale, Glades | 14 |
| Mexico Beach, Bay | 14 |
| Horseshoe Beach, Dixie | 13 |
| Bonifay, Washington | 13 |
| Hawthorne, Putnam | 13 |
| Orange Lake, Marion | 13 |
| Bayonet Point, Pasco | 13 |
| Village Of Palmetto Bay, Dade | 13 |
| Venus, Highlands | 12 |
| Dowling Park, Suwannee | 12 |
| Saint Marks, Wakulla | 12 |
| Bradley, Polk | 12 |
| Champions Gate, Polk | 12 |
| Yankeetown, Levy | 12 |
| Wewahitchka, Calhoun | 12 |
| Homeland, Polk | 11 |
| Maitland, Seminole | 11 |
| Unknown, Dade | 11 |

COVID-19: characteristics of 946,956 Florida resident cases

Data through Nov 24, 2020 verified as of Nov 25, 2020 at 09:25 AM

Data in this report are provisional and subject to change.

The table below includes the cities and counties of residence for cases in Florida residents based on the patient's ZIP Code. Note that city is not always received as part of the initial notification and may be missing while the case is being investigated.

| City and county | Cases |
|--|-------|
| Plymouth, Orange | 11 |
| Candler, Marion | 11 |
| Cortez, Manatee | 11 |
| Hallandle Beach, Broward | 11 |
| Apopka, Seminole | 11 |
| Little Torch Key, Monroe | 11 |
| Branford, Lafayette | 11 |
| Missing, Pasco | 11 |
| Mount Dora, Orange | 11 |
| Goodland, Collier | 11 |
| Miami, Broward | 10 |
| New Smyrna, Volusia | 10 |
| Passport, Unknown | 10 |
| Hernando Beach, Hernando | 10 |
| Eloise, Polk | 10 |
| Rocky Point, Hillsborough | 10 |
| White Springs, Columbia | 10 |
| Siesta Key, Sarasota | 10 |
| Hollywood, Dade | 10 |
| Jacksonville, Unknown | 10 |
| Lake City, Suwannee | 10 |
| Missing, St. Lucie | 10 |
| Town N Country, Hillsborough | 10 |
| Sparr, Marion | 10 |
| Long Key, Monroe | 9 |
| Bonita Springs, Collier | 9 |
| Bostwick, Putnam | 9 |
| Palma Sola, Manatee | 9 |
| Loughman, Polk | 9 |
| Long Boat Key, Manatee | 9 |
| Missing, Volusia | 9 |
| Ridge Manor, Pasco | 9 |
| Rosemary Beach, Walton | 9 |
| Saint Johns, Duval | 9 |
| Wabasso, Indian River | 9 |
| Lamont, Madison | 9 |
| Poinciana, Osceola | 9 |
| Earleton, Alachua | 9 |
| Steinhatchee, Dixie | 9 |
| Gulf Stream, Palm Beach | 9 |
| Mcintosh, Marion | 9 |
| Laurel Hill, Walton | 8 |
| Perrine, Dade | 8 |
| Florida International University, Dade | 8 |
| Wahneta, Polk | 8 |
| Webster, Hernando | 8 |
| Graham, Bradford | 8 |
| Indian River Shores, Indian River | 8 |
| Tallevast, Manatee | 8 |
| Rubonia, Manatee | 8 |
| Gonzalez, Escambia | 8 |
| Trenton, Levy | 8 |
| Jensen Beach, St. Lucie | 8 |
| Laud-By-The-Sea, Broward | 8 |
| Missing, Broward | 8 |
| Parker, Bay | 8 |
| Kissimmee, Orange | 8 |
| Mango, Hillsborough | 8 |
| Graceville, Holmes | 8 |

COVID-19: characteristics of 946,956 Florida resident cases

Data through Nov 24, 2020 verified as of Nov 25, 2020 at 09:25 AM

Data in this report are provisional and subject to change.

The table below includes the cities and counties of residence for cases in Florida residents based on the patient's ZIP Code.

Note that city is not always received as part of the initial notification and may be missing while the case is being investigated.

| City and county | Cases |
|--------------------------------|-------|
| Buckingham, Lee | 8 |
| Saint George Island, Franklin | 8 |
| Caryville, Holmes | 8 |
| Green Acres, Palm Beach | 8 |
| Wausau, Washington | 8 |
| Cottondale, Washington | 8 |
| Duette, Manatee | 7 |
| Bayshore Gardens, Manatee | 7 |
| Crystal Springs, Pasco | 7 |
| Hialeah, Unknown | 7 |
| Westlake, Palm Beach | 7 |
| Fort Ogden, Desoto | 7 |
| Murdock, Charlotte | 7 |
| Florence Villa, Polk | 7 |
| Pembroke Park, Broward | 7 |
| Lake Como, Putnam | 7 |
| Lowell, Marion | 7 |
| University Park, Manatee | 7 |
| Missing, Orange | 7 |
| Gulf Hammock, Levy | 7 |
| Missing, Manatee | 7 |
| Missing, Martin | 7 |
| Holder, Citrus | 7 |
| Nichols, Polk | 7 |
| Greenville, Taylor | 7 |
| Evinston, Alachua | 7 |
| Westchase, Hillsborough | 7 |
| West Delray Beach, Palm Beach | 7 |
| Durant, Hillsborough | 7 |
| Lake Butler, Bradford | 6 |
| Port Saint John, Brevard | 6 |
| Leisure City, Dade | 6 |
| Mayport Naval Station, Duval | 6 |
| Village Wellington, Palm Beach | 6 |
| Union Park, Orange | 6 |
| Hillsboro Beach, Broward | 6 |
| Florida State Univ Admin, Leon | 6 |
| Orchid, Indian River | 6 |
| Pine Castle, Orange | 6 |
| Indian Creek Village, Dade | 6 |
| Shady Hills, Pasco | 6 |
| Saint Lucie West, St. Lucie | 6 |
| Lake Monroe, Seminole | 6 |
| Missing, Palm Beach | 6 |
| Palm City, St. Lucie | 6 |
| Archer, Levy | 6 |
| Belleair Bluffs, Pinellas | 6 |
| Ferndale, Lake | 6 |
| Pine Hills, Orange | 6 |
| Forest City, Orange | 6 |
| Alturas, Polk | 6 |
| Woodville, Leon | 6 |
| Lealman, Pinellas | 6 |
| Missing, St. Johns | 6 |
| Ponce De Leon, Walton | 6 |
| Trilby, Pasco | 6 |
| Redington Shores, Pinellas | 5 |
| East Lake, Marion | 5 |
| Ebro, Bay | 5 |

COVID-19: characteristics of 946,956 Florida resident cases

Data through Nov 24, 2020 verified as of Nov 25, 2020 at 09:25 AM

Data in this report are provisional and subject to change.

The table below includes the cities and counties of residence for cases in Florida residents based on the patient's ZIP Code.

Note that city is not always received as part of the initial notification and may be missing while the case is being investigated.

| City and county | Cases |
|------------------------------------|-------|
| Fort Charlotte, Charlotte | 5 |
| Davenport, Osceola | 5 |
| Pp, Dade | 5 |
| Beverly Beach, Flagler | 5 |
| Brooksville, Pasco | 5 |
| Stuart, St. Lucie | 5 |
| Quail Heights, Dade | 5 |
| Ramrod Key, Monroe | 5 |
| Pass, Unknown | 5 |
| PsI, Unknown | 5 |
| Lakewood Ranch, Sarasota | 5 |
| Morriston, Marion | 5 |
| Ozona, Pinellas | 5 |
| Maxville, Duval | 5 |
| Missing, Nassau | 5 |
| Nalcrest, Polk | 5 |
| Fanning Springs, Gilchrist | 5 |
| City Of Sunrise, Broward | 5 |
| Braden River, Manatee | 5 |
| Virginia Gardens, Dade | 5 |
| Suwannee, Dixie | 5 |
| Sugarloaf Key, Monroe | 5 |
| Roseland, Indian River | 5 |
| Saint Augustine, Duval | 4 |
| Nobleton, Hernando | 4 |
| Dade City, Hernando | 4 |
| Citrus Hills, Citrus | 4 |
| Briny Breezes, Palm Beach | 4 |
| Seacrest, Walton | 4 |
| Wakulla Springs, Wakulla | 4 |
| Missing, Unknown | 4 |
| International Service Center, Dade | 4 |
| Pensacola, Unknown | 4 |
| Ft Pierce, St. Lucie | 4 |
| High Springs, Gilchrist | 4 |
| Hutchinson Island, St. Lucie | 4 |
| Clarcona, Orange | 4 |
| Ybor City, Hillsborough | 4 |
| Missing, Sumter | 4 |
| Okeechobee, Osceola | 4 |
| Lakeshore, Polk | 4 |
| Fort Lauderdale, Palm Beach | 4 |
| Valkaria, Brevard | 4 |
| Missing, Polk | 4 |
| Loxahatchee Groves, Palm Beach | 4 |
| Live Oak, Madison | 4 |
| Pine Ridge, Citrus | 4 |
| Missing, Indian River | 4 |
| Mayport, Duval | 4 |
| Shady Grove, Taylor | 4 |
| White City, Gulf | 4 |
| Orlando, Brevard | 4 |
| Missing, Pinellas | 4 |
| Telogia, Liberty | 4 |
| Grove City, Charlotte | 4 |
| Deer Island, Lake | 4 |
| Redington Beach, Pinellas | 4 |
| Winter Garden, Lake | 4 |
| Port Salerno, Martin | 3 |

COVID-19: characteristics of 946,956 Florida resident cases

Data through Nov 24, 2020 verified as of Nov 25, 2020 at 09:25 AM

Data in this report are provisional and subject to change.

The table below includes the cities and counties of residence for cases in Florida residents based on the patient's ZIP Code.

Note that city is not always received as part of the initial notification and may be missing while the case is being investigated.

| City and county | Cases |
|---------------------------------------|-------|
| Everglades City, Collier | 3 |
| Eglin, Okaloosa | 3 |
| Daytona Beach Shores, Volusia | 3 |
| Margate, Unknown | 3 |
| Melrose, Bradford | 3 |
| Wildlight, Nassau | 3 |
| Scottsmoor, Brevard | 3 |
| Brewton, Escambia | 3 |
| Chokoloskee, Collier | 3 |
| Labelle, Lee | 3 |
| Tampa, Pinellas | 3 |
| Sunny Hills, Washington | 3 |
| Watersound, Walton | 3 |
| Jacksonville, Clay | 3 |
| Missing, Hernando | 3 |
| Clermont, Orange | 3 |
| Lynbrook, Broward | 3 |
| Niceville, Walton | 3 |
| Captiva, Lee | 3 |
| Choctaw Beach, Okaloosa | 3 |
| Blountstown, Liberty | 3 |
| Deerfield Beach, Palm Beach | 3 |
| Indian Shores, Pinellas | 3 |
| Hallandale Beach, Unknown | 3 |
| West Bradenton, Manatee | 3 |
| Putnam Hall, Putnam | 3 |
| Saint Augustine Beach, St. Johns | 3 |
| Chicago, Lee | 3 |
| Clewiston, Palm Beach | 3 |
| Branford, Gilchrist | 3 |
| Longboat Key, Sarasota | 3 |
| Jacksonville Naval Air Station, Duval | 3 |
| North Fort Myers, Charlotte | 3 |
| Naples, Lee | 3 |
| Miami Gardens, Unknown | 3 |
| San Carlos Park, Lee | 3 |
| Sorrento, Orange | 3 |
| Sugarloaf, Monroe | 3 |
| Cypress, Jackson | 3 |
| Miccosukee, Leon | 3 |
| Lamont, Taylor | 3 |
| Indian Rock Beach, Pinellas | 3 |
| Mayport Naval Housing, Duval | 3 |
| Missing, Escambia | 3 |
| Monticello, Madison | 3 |
| Mount Plymouth, Lake | 3 |
| Missing, Seminole | 3 |
| Oneco, Manatee | 3 |
| Cypress Gardens, Polk | 3 |
| Elfers, Pasco | 3 |
| Fernandina Beach, Duval | 3 |
| Fernandina, Nassau | 3 |
| Fpo, Duval | 3 |
| Hollywood, Unknown | 3 |
| Vernon, Bay | 3 |
| Pompano Beach, Palm Beach | 3 |
| Salem, Taylor | 3 |
| San Fernando, Unknown | 3 |
| Basinger, Okeechobee | 3 |

COVID-19: characteristics of 946,956 Florida resident cases

Data through Nov 24, 2020 verified as of Nov 25, 2020 at 09:25 AM

Data in this report are provisional and subject to change.

The table below includes the cities and counties of residence for cases in Florida residents based on the patient's ZIP Code.

Note that city is not always received as part of the initial notification and may be missing while the case is being investigated.

| City and county | Cases |
|------------------------------------|-------|
| Bella Collina, Lake | 3 |
| El Jobean, Charlotte | 3 |
| Missing, Alachua | 3 |
| Mims, Volusia | 3 |
| Seacrest, Bay | 3 |
| Point Washington, Walton | 3 |
| Orange Park, Duval | 3 |
| Orlando, Osceola | 3 |
| Vero Beach, St. Lucie | 3 |
| Williston, Marion | 3 |
| Venice, Dade | 2 |
| Sand Lake, Orange | 2 |
| Miramar, Unknown | 2 |
| Miami, Martin | 2 |
| New Port Richey, Hillsborough | 2 |
| Lauderhill, Unknown | 2 |
| Labelle, Collier | 2 |
| Jonesville, Alachua | 2 |
| Julington Creek, St. Johns | 2 |
| Jupiter Island, Martin | 2 |
| Samoset, Manatee | 2 |
| Tampa, Broward | 2 |
| Sunrise, Unknown | 2 |
| Seguin, Unknown | 2 |
| Green Cove Springs, Duval | 2 |
| Oakland Park, Unknown | 2 |
| Orange Springs, Marion | 2 |
| Marysville, Dade | 2 |
| Mexico Beach, Gulf | 2 |
| Land O Lakes, Hillsborough | 2 |
| Keystone Heights, Bradford | 2 |
| Milligan, Okaloosa | 2 |
| Cross City, Taylor | 2 |
| Carl Fisher, Dade | 2 |
| Homeless, Hillsborough | 2 |
| Fort Lauderdale, Alachua | 2 |
| Glenwood, Volusia | 2 |
| Westville, Walton | 2 |
| Tampa, Hernando | 2 |
| Sebring, Desoto | 2 |
| Vero Beach, Unknown | 2 |
| Yeehaw, Okeechobee | 2 |
| Wauchula, Desoto | 2 |
| Miramar, Dade | 2 |
| Missing, Citrus | 2 |
| Missing, Lake | 2 |
| Newberry, Gilchrist | 2 |
| Okeechobee, Lake | 2 |
| Ormond Beach, Flagler | 2 |
| Mesa, Unknown | 2 |
| Pompano Beach, Unknown | 2 |
| Jacksonville Naval Hospital, Duval | 2 |
| Kingsley Lake, Bradford | 2 |
| Longview, Dade | 2 |
| Jacksonville, Nassau | 2 |
| Boynton Beach, Broward | 2 |
| Cape Haze, Charlotte | 2 |
| Bristol, Calhoun | 2 |
| Bayou George, Bay | 2 |

COVID-19: characteristics of 946,956 Florida resident cases

Data through Nov 24, 2020 verified as of Nov 25, 2020 at 09:25 AM

Data in this report are provisional and subject to change.

The table below includes the cities and counties of residence for cases in Florida residents based on the patient's ZIP Code.

Note that city is not always received as part of the initial notification and may be missing while the case is being investigated.

| City and county | Cases |
|-------------------------------------|-------|
| 000000, Unknown | 2 |
| Babcock Ranch, Charlotte | 2 |
| Conch Key, Monroe | 2 |
| Duck Key, Monroe | 2 |
| Seven Springs, Pasco | 2 |
| Saint Augusaintine Beach, St. Johns | 2 |
| Orlando, Unknown | 2 |
| Port Charlotte, Unknown | 2 |
| River Ranch, Polk | 2 |
| Port Saint Lucie, Martin | 2 |
| Village Of Golf, Palm Beach | 2 |
| Upper Key Largo, Monroe | 2 |
| Immokalee, Lee | 2 |
| Fort Lauderdale, Unknown | 2 |
| Crawfordville, Leon | 2 |
| Alligator Point, Franklin | 2 |
| Cross Creek, Alachua | 2 |
| None, Dade | 2 |
| Missing, Okaloosa | 2 |
| Miami, Palm Beach | 2 |
| Lutz, Pinellas | 2 |
| Lawtey, Union | 2 |
| Lakeland, Hillsborough | 2 |
| Clermont, Polk | 2 |
| Doctors Inlet, Clay | 2 |
| Grandin, Putnam | 2 |
| Fort Pierce, Martin | 2 |
| Aripeka, Pasco | 2 |
| Bonifay, Jackson | 2 |
| Oklawaha, Marion | 2 |
| Olustee, Baker | 2 |
| Inlet Beach, Bay | 2 |
| Johns Pass Village, Pinellas | 2 |
| Ludlam, Dade | 2 |
| Magnolia Square, Osceola | 2 |
| Laurel, Sarasota | 2 |
| Lecanto, Marion | 2 |
| Tarpon Springs, Pasco | 2 |
| Winter Garden, Seminole | 2 |
| Worthington Springs, Union | 2 |
| West Palm Beach, Dade | 2 |
| Switzerland, St. Johns | 2 |
| Lake Harbor, Palm Beach | 2 |
| Lanark Village, Franklin | 2 |
| Fort Walton Beach, Walton | 2 |
| Glen Ridge, Palm Beach | 2 |
| Goldenrod, Seminole | 2 |
| City Of Westlake, Palm Beach | 2 |
| Dunnellon, Levy | 2 |
| Cassadaga, Volusia | 2 |
| Sea Ranch Lakes, Broward | 2 |
| Pp, Unknown | 2 |
| Moore Haven, Hendry | 2 |
| Melbourne, Orange | 2 |
| Missing, Clay | 2 |
| Woodside, Broward | 2 |
| Jacksonville, Dade | 2 |
| Pass, Dade | 2 |
| Madison, Unknown | 2 |

COVID-19: characteristics of 946,956 Florida resident cases

Data through Nov 24, 2020 verified as of Nov 25, 2020 at 09:25 AM

Data in this report are provisional and subject to change.

The table below includes the cities and counties of residence for cases in Florida residents based on the patient's ZIP Code.

Note that city is not always received as part of the initial notification and may be missing while the case is being investigated.

| City and county | Cases |
|-------------------------------------|-------|
| Gibsonia, Polk | 2 |
| Florida Power & Light Co, Dade | 2 |
| Citrus Ridge, Indian River | 2 |
| Alligator Point, Wakulla | 2 |
| Alva, Collier | 1 |
| Alys Beach, Bay | 1 |
| Amelia City, Nassau | 1 |
| Apple Creek, Citrus | 1 |
| 333, Unknown | 1 |
| Barberville, Volusia | 1 |
| Chipley, Holmes | 1 |
| Chipley, Jackson | 1 |
| Chattanooga, Dade | 1 |
| Bryn Mawr, Palm Beach | 1 |
| Camden Wyoming, Duval | 1 |
| Colorado Springs, Unknown | 1 |
| Conifer, Lee | 1 |
| Coto Laurel, Lee | 1 |
| FI State Lot, Leon | 1 |
| Fort Walton Beac, Alachua | 1 |
| Fortlauderdale, Unknown | 1 |
| Ft Pierce, Unknown | 1 |
| Garland, Orange | 1 |
| Hallandate Ben, Unknown | 1 |
| Destin, Unknown | 1 |
| El Paso, Unknown | 1 |
| Everett, Dade | 1 |
| Miami, Monroe | 1 |
| Miamii, Dade | 1 |
| Miamt, Dade | 1 |
| Mid Florida, Seminole | 1 |
| Middleburg, Duval | 1 |
| N/A, Duval | 1 |
| Naples, Alachua | 1 |
| Port Saint Lucie, Indian River | 1 |
| Pompano Beach, Alachua | 1 |
| Old Town, Gilchrist | 1 |
| Ocean Breeze, Martin | 1 |
| Palm City, Unknown | 1 |
| Oviedo, Leon | 1 |
| Jeffersonville, Broward | 1 |
| Jerome, Collier | 1 |
| Innovation, Pasco | 1 |
| Hickory, Lee | 1 |
| Hialeah, Broward | 1 |
| Homeless, Dade | 1 |
| Live Oak, Columbia | 1 |
| Lauderdale Hill, Unknown | 1 |
| Lake Worth, Broward | 1 |
| Raiford, Bradford | 1 |
| Riverview, Manatee | 1 |
| San Diego, Unknown | 1 |
| Russellville, Hillsborough | 1 |
| Saint Augustine, Okaloosa | 1 |
| Tampa, Manatee | 1 |
| Steinhatchee, Alachua | 1 |
| Vero Beach, Brevard | 1 |
| Village Of Palm Springs, Palm Beach | 1 |
| Webster, Pasco | 1 |

COVID-19: characteristics of 946,956 Florida resident cases

Data through Nov 24, 2020 verified as of Nov 25, 2020 at 09:25 AM

Data in this report are provisional and subject to change.

The table below includes the cities and counties of residence for cases in Florida residents based on the patient's ZIP Code.

Note that city is not always received as part of the initial notification and may be missing while the case is being investigated.

| City and county | Cases |
|--|-------|
| Wilbur By The Sea, Volusia | 1 |
| Willowbrook, Lee | 1 |
| Wellington, Unknown | 1 |
| Woodland Hills, Brevard | 1 |
| Winston Salem, Unknown | 1 |
| Westchester, Dade | 1 |
| Westerville, Hillsborough | 1 |
| Wimauma, Manatee | 1 |
| Wayne, Dade | 1 |
| West Simsbury, Collier | 1 |
| Tinley Park, Lee | 1 |
| Sumatra, Liberty | 1 |
| Unknown, Orange | 1 |
| South Otselic, Dade | 1 |
| Telluride, Lee | 1 |
| Missing, Columbia | 1 |
| Miamm, Dade | 1 |
| Minneapolis, Collier | 1 |
| Miami Beach, Palm Beach | 1 |
| Miami Granders, Dade | 1 |
| Los Angeles, Polk | 1 |
| Morrisville, Orange | 1 |
| New Vernon, Sarasota | 1 |
| New York, Broward | 1 |
| Missing, Sarasota | 1 |
| Myakka, Duval | 1 |
| Naples, Broward | 1 |
| Naugatuck, Lee | 1 |
| Saint Petersburg, Dade | 1 |
| San Juan, Osceola | 1 |
| San Pedro Sula, Dade | 1 |
| Richmond Heights, Dade | 1 |
| Rochester, Lee | 1 |
| Rosemary Beach, Bay | 1 |
| Ponce, Orange | 1 |
| Port Charlotte Fl, Unknown | 1 |
| Portland, Unknown | 1 |
| Orlando, Palm Beach | 1 |
| Opa Locka, Unknown | 1 |
| Passport, Dade | 1 |
| Otter Creek, Levy | 1 |
| Pensacola, Santa Rosa | 1 |
| Aspen, Palm Beach | 1 |
| Bartow, Unknown | 1 |
| Boca Rotan, Unknown | 1 |
| Columbia, Orange | 1 |
| Coral Springs, Unknown | 1 |
| Cornelius, Leon | 1 |
| Crestview, Dade | 1 |
| Dade City, Polk | 1 |
| Dania, Unknown | 1 |
| Darien, Pasco | 1 |
| Fdsf, Unknown | 1 |
| Duke Field Air Force Station, Okaloosa | 1 |
| Deltona , Volusia | 1 |
| Clermont, Unknown | 1 |
| Hilliard, Dade | 1 |
| Hollywood, Leon | 1 |
| Holt, Unknown | 1 |

COVID-19: characteristics of 946,956 Florida resident cases

Data through Nov 24, 2020 verified as of Nov 25, 2020 at 09:25 AM

Data in this report are provisional and subject to change.

The table below includes the cities and counties of residence for cases in Florida residents based on the patient's ZIP Code.

Note that city is not always received as part of the initial notification and may be missing while the case is being investigated.

| City and county | Cases |
|---------------------------|-------|
| Humble, Broward | 1 |
| Fwb, Unknown | 1 |
| Gainesville, Orange | 1 |
| Gastonia, Polk | 1 |
| Lakewood, Unknown | 1 |
| Knoxville, Duval | 1 |
| Green, Clay | 1 |
| Gulf Shores, Escambia | 1 |
| Tampa Palms, Hillsborough | 1 |
| Steinhatchee, Madison | 1 |
| Soldotna, Broward | 1 |
| Saint Johns, Orange | 1 |
| San Antonio, Sarasota | 1 |
| San Antonio, Unknown | 1 |
| Sanford, Volusia | 1 |
| Wesley Chapel, Alachua | 1 |
| Weston, Dade | 1 |
| Wheaton, Lee | 1 |
| Tewksbury, Orange | 1 |
| Las Vegas, Orange | 1 |
| Lake Placid, Alachua | 1 |
| Melrose, Alachua | 1 |
| Miamf, Dade | 1 |
| Miami G, Dade | 1 |
| Miami, Collier | 1 |
| Kingsland, Duval | 1 |
| Kissimmee, Brevard | 1 |
| Lake Buena Vista, Orange | 1 |
| Haverford, Hillsborough | 1 |
| Hispanic, St. Lucie | 1 |
| Opalocka, Dade | 1 |
| Palm Coast, Duval | 1 |
| Perry, Leon | 1 |
| Pineland, Lee | 1 |
| Provincetown, Collier | 1 |
| Missing, Leon | 1 |
| Milton, Escambia | 1 |
| Marianna, Calhoun | 1 |
| Okeechobee, St. Lucie | 1 |
| Naples, Orange | 1 |
| New Richmond, Volusia | 1 |
| Carol Stream, Orange | 1 |
| Charlotte, Pasco | 1 |
| Clear Brook, Lee | 1 |
| Aollywoss, Dade | 1 |
|, Alachua | 1 |
| 99, Unknown | 1 |
| Boca Raton, Unknown | 1 |
| Blowing Rock, Polk | 1 |
| Greenville, Jefferson | 1 |
| Gilmer, Dade | 1 |
| Golden Oak, Orange | 1 |
| Fanning Springs, Levy | 1 |
| Columbus, Brevard | 1 |
| Cookeville, Seminole | 1 |
| Cumberland, Palm Beach | 1 |
| Dade City, Hillsborough | 1 |
| Estero, Collier | 1 |
| Dallas, Lee | 1 |

COVID-19: characteristics of 946,956 Florida resident cases

Data through Nov 24, 2020 verified as of Nov 25, 2020 at 09:25 AM

Data in this report are provisional and subject to change.

The table below includes the cities and counties of residence for cases in Florida residents based on the patient's ZIP Code.

Note that city is not always received as part of the initial notification and may be missing while the case is being investigated.

| City and county | Cases |
|--------------------------------|-------|
| Deland, Lake | 1 |
| Deland, Polk | 1 |
| Lewisburg, Pasco | 1 |
| Lake Geneva, Clay | 1 |
| Jerusalem, St. Johns | 1 |
| La Grange, Dade | 1 |
| Lake City, Hamilton | 1 |
| Littleton, Dade | 1 |
| Los Angeles Ca, Unknown | 1 |
| Louisville, Manatee | 1 |
| Marshall, Dade | 1 |
| Miami Gardens, Broward | 1 |
| Miami, Hillsborough | 1 |
| Miami, Orange | 1 |
| Middlesburg, Duval | 1 |
| Mount Pleasant, Gadsden | 1 |
| Navarre, Okaloosa | 1 |
| Newark, Broward | 1 |
| Newburgh, Bay | 1 |
| North Pole, Seminole | 1 |
| North Port, Lee | 1 |
| Palm Coast, Polk | 1 |
| Palm Coast, Volusia | 1 |
| Parker, Dade | 1 |
| Okeechobee, Glades | 1 |
| Oooooo, Unknown | 1 |
| Orlando, Lake | 1 |
| Cypress, Leon | 1 |
| Crestwood, Lee | 1 |
| Clewiston, Glades | 1 |
| Coconut Creek, Unknown | 1 |
| Cartersville, Unknown | 1 |
| Anaheim, Unknown | 1 |
| Athens, Duval | 1 |
| Bogota, Orange | 1 |
| Bronx, Palm Beach | 1 |
| Fort Myers, Unknown | 1 |
| Fort Pierce, Unknown | 1 |
| Deland, St. Lucie | 1 |
| Fairfield, Marion | 1 |
| Homosassa, Hernando | 1 |
| Harrison, Pinellas | 1 |
| Granada Hills, Broward | 1 |
| Hailandale, Unknown | 1 |
| Homeless, Polk | 1 |
| Tallahassee, Duval | 1 |
| Tulsa, Orange | 1 |
| Washington, Unknown | 1 |
| Wekiva Springs, Seminole | 1 |
| West Villages, Sarasota | 1 |
| Wichita, Volusia | 1 |
| Zolfo Springs, Polk | 1 |
| Winter Park, Broward | 1 |
| Portland, Orange | 1 |
| Punta Gorda, Lee | 1 |
| Rye, Duval | 1 |
| Port Everglades, Broward | 1 |
| Peoria, Unknown | 1 |
| Saint Petersburg, Hillsborough | 1 |

COVID-19: characteristics of 946,956 Florida resident cases

Data through Nov 24, 2020 verified as of Nov 25, 2020 at 09:25 AM

Data in this report are provisional and subject to change.

The table below includes the cities and counties of residence for cases in Florida residents based on the patient's ZIP Code.

Note that city is not always received as part of the initial notification and may be missing while the case is being investigated.

| City and county | Cases |
|--------------------------------|-------|
| Saint Petersburg, St. Lucie | 1 |
| Saxis, Lee | 1 |
| Sebring, Lee | 1 |
| Sun City Center, Hardee | 1 |
| Spring Hill , Hernando | 1 |
| Starke, Clay | 1 |
| Stone Mountain, Palm Beach | 1 |
| Florala, Okaloosa | 1 |
| Gurabo, Orange | 1 |
| Columbia, Volusia | 1 |
| Cincinnati, Dade | 1 |
| Champions Gate, Osceola | 1 |
| Dracut, Orange | 1 |
| Davie, Unknown | 1 |
| Dayton, Orange | 1 |
| Baker, Santa Rosa | 1 |
| 1, Charlotte | 1 |
| 1605 Eunice Ln, Okaloosa | 1 |
| Alva, Escambia | 1 |
| Arcadia, Highlands | 1 |
| Belmont, Santa Rosa | 1 |
| Blountstown, Broward | 1 |
| Bronson, Alachua | 1 |
| Brooker, Alachua | 1 |
| Bonita, Lee | 1 |
| Brandon, Pinellas | 1 |
| Longwood, Broward | 1 |
| Lucedale, St. Lucie | 1 |
| Melrose, Clay | 1 |
| Macclenny, Duval | 1 |
| Mayaguez, Dade | 1 |
| Kissimmee, Unknown | 1 |
| Interlachen, Duval | 1 |
| Hosford, Calhoun | 1 |
| Hialeahgardens, Dade | 1 |
| Powell, Lee | 1 |
| Panama City, Unknown | 1 |
| Pensacola, Sumter | 1 |
| Perth Amboy, Hillsborough | 1 |
| Paducah, Manatee | 1 |
| Orlando, Broward | 1 |
| Orlando, Lee | 1 |
| Oldsrav, Manatee | 1 |
| North Laud, Unknown | 1 |
| Monroe, Hillsborough | 1 |
| North Brunswick, Monroe | 1 |
| Middletown, Osceola | 1 |
| Westlake Village, Unknown | 1 |
| Wtixrat, Dade | 1 |
| Watersound, Bay | 1 |
| Unk, Duval | 1 |
| Ventura, Orange | 1 |
| Sharpes, Brevard | 1 |
| Sanford, Orange | 1 |
| Saint Petersburg, Charlotte | 1 |
| Puerto Rico, Unknown | 1 |
| Randolph, Orange | 1 |
| Saint Lucie Village, St. Lucie | 1 |
| Sunrtise, Dade | 1 |

COVID-19: characteristics of 946,956 Florida resident cases

Data through Nov 24, 2020 verified as of Nov 25, 2020 at 09:25 AM

Data in this report are provisional and subject to change.

The table below includes the cities and counties of residence for cases in Florida residents based on the patient's ZIP Code.

Note that city is not always received as part of the initial notification and may be missing while the case is being investigated.

| City and county | Cases |
|----------------------------|-------|
| Trenton, Dixie | 1 |
| Unknown, Unknown | 1 |
| Umatilla, Marion | 1 |
| Toms River, Lee | 1 |
| Tourist, Dade | 1 |
| West Yarmouth, St. Lucie | 1 |
| Waipahu, Santa Rosa | 1 |
| Ward, Polk | 1 |
| Venetian Islands, Dade | 1 |
| Venice, Manatee | 1 |
| Syracuse, Polk | 1 |
| Tallahassee, Dade | 1 |
| Tamarac, Dade | 1 |
| Tavares, Orange | 1 |
| Town Of Nocatee, St. Johns | 1 |
| Unkn, Duval | 1 |
| Unknown, Volusia | 1 |
| Suitland, Volusia | 1 |
| Shirley, Flagler | 1 |
| Saint Joseph, Volusia | 1 |
| Saint Marys, Nassau | 1 |
| Russellville, Bay | 1 |
| San Antonio, Orange | 1 |
| Seminole, Leon | 1 |
| Woodbine, Nassau | 1 |
| Greensburg, Palm Beach | 1 |
| Fort Lauderdale, Leon | 1 |
| Fort White, Clay | 1 |
| Hernando, Marion | 1 |
| Hialeah, Collier | 1 |
| Garden City, Alachua | 1 |
| Gaylord, Orange | 1 |
| Forest City, Seminole | 1 |
| Far Rockaway, Dade | 1 |
| Homeless, Monroe | 1 |
| Homeless, Pinellas | 1 |
| Hoclywsod, Dade | 1 |
| Hallandale, Unknown | 1 |
| Indian Rocks Beach, Duval | 1 |
| Jefferson, Dade | 1 |
| Jonesboro, Leon | 1 |
| Jupiter, Dade | 1 |
| Jupiter, St. Lucie | 1 |
| Kenilworth, Leon | 1 |
| Carmel, Orange | 1 |
| Chicago, Unknown | 1 |
| Caracas, Dade | 1 |
| Alpharetta, Broward | 1 |
| Asheville, Highlands | 1 |
| Bartow, Hardee | 1 |
| Boca Raton, Broward | 1 |
| Brandon, Unknown | 1 |
| Brooklyn, Lee | 1 |
| Dallas, Hernando | 1 |
| Coconut Ck, Unknown | 1 |
| Copeland, Collier | 1 |
| Downingtown, Hillsborough | 1 |
| Deer Park, Dade | 1 |
| Deerfield Beach, Unknown | 1 |

COVID-19: characteristics of 946,956 Florida resident cases

Data through Nov 24, 2020 verified as of Nov 25, 2020 at 09:25 AM

Data in this report are provisional and subject to change.

The table below includes the cities and counties of residence for cases in Florida residents based on the patient's ZIP Code.

Note that city is not always received as part of the initial notification and may be missing while the case is being investigated.

| City and county | Cases |
|-------------------------------|-------|
| Deland, Seminole | 1 |
| Orange City, Monroe | 1 |
| North Palm Beach, Orange | 1 |
| Northport, Sarasota | 1 |
| Other, Dade | 1 |
| Orlando, Dade | 1 |
| Orlando, Volusia | 1 |
| Orlo Vista, Orange | 1 |
| Piasa, Putnam | 1 |
| Pass-A-Grille Beach, Pinellas | 1 |
| Pensacola Beach, Escambia | 1 |
| Port Saint Lucie, Palm Beach | 1 |
| Prattville, Hillsborough | 1 |
| Prestonsburg, Bay | 1 |
| Quincy, Jackson | 1 |
| Rapid City, Broward | 1 |
| Red Bay, Holmes | 1 |
| Key West, Duval | 1 |
| Kingsland, Nassau | 1 |
| Knoxville, Bay | 1 |
| Lake Butler, Alachua | 1 |
| Lakeland, Unknown | 1 |
| Lloyd, Jefferson | 1 |
| Los Angeles, Dade | 1 |
| Milford, Lee | 1 |
| Moore Haven, Okeechobee | 1 |
| Micanopy, Marion | 1 |
| Mckinney, Broward | 1 |
| Miamc, Dade | 1 |
| Miami Dade, Unknown | 1 |
| Metter, Manatee | 1 |
| Miamksaohes, Dade | 1 |
| Missing, Putnam | 1 |
| Inglis, Citrus | 1 |
| Irmo, Unknown | 1 |
| Island Grove, Alachua | 1 |
| Jacksonville, Baker | 1 |
| Key West, Palm Beach | 1 |
| Kilgore, Dade | 1 |
| Jupiter Inlet, Palm Beach | 1 |
| Lima, Volusia | 1 |
| Macclenny, Dixie | 1 |
| Madison, Jefferson | 1 |
| Orem, Dade | 1 |
| Orlando, Polk | 1 |
| Oviedo, Lake | 1 |
| Panomo City, Bay | 1 |
| North Porte, Unknown | 1 |
| Notrealville, Polk | 1 |
| Okeechobi, Unknown | 1 |
| Mount Vernon, Volusia | 1 |
| Mukilteo, Lee | 1 |
| Mulberry, Hillsborough | 1 |
| N/A, Unknown | 1 |
| Monument, Broward | 1 |
| Mokena, Lee | 1 |
| North Brunswick, St. Lucie | 1 |
| North Lauderdale, Unknown | 1 |
| North Miami Beach, Broward | 1 |

COVID-19: characteristics of 946,956 Florida resident cases

Data through Nov 24, 2020 verified as of Nov 25, 2020 at 09:25 AM

Data in this report are provisional and subject to change.

The table below includes the cities and counties of residence for cases in Florida residents based on the patient's ZIP Code.

Note that city is not always received as part of the initial notification and may be missing while the case is being investigated.

| City and county | Cases |
|----------------------------|-------|
| Morrisville, Palm Beach | 1 |
| Greensboro, Leon | 1 |
| Fort Lauderdale, Orange | 1 |
| Glen Cove, Unknown | 1 |
| Glen Saint Mary, Duval | 1 |
| Gainesville, Levy | 1 |
| Fleming Island, Duval | 1 |
| Farragut, Lee | 1 |
| Dade City, Unknown | 1 |
| Deerfield Beach, Polk | 1 |
| Defuniak Springs, Okaloosa | 1 |
| Clearwater, Leon | 1 |
| Crescent Beach, Sarasota | 1 |
| Crestview, Broward | 1 |
| Crestview, Walton | 1 |
| Cross Key, Monroe | 1 |
| Crystal River, Marion | 1 |
| Bradenton, Lee | 1 |
| Callahan, Duval | 1 |
| Bogota, Unknown | 1 |
| Bowling Green, Polk | 1 |
| Atlanta, Walton | 1 |
| Attalla, Broward | 1 |
| Surprise, Unknown | 1 |
| Syracuse, Unknown | 1 |
| Sarasota, Unknown | 1 |
| St Cloud, Orange | 1 |
| St Petersburg., Pinellas | 1 |
| San Marcos, Unknown | 1 |
| Pooler, Broward | 1 |
| Port Canaveral, Brevard | 1 |
| Saint Petersburg, Bay | 1 |
| Pensacola, Dade | 1 |
| Plantation Key, Monroe | 1 |
| Plantation, Leon | 1 |
| Ridgewood, Lee | 1 |
| Vernon, Walton | 1 |
| Unknown, Manatee | 1 |
| Twentynine Palms, Broward | 1 |
| Winfield, Hillsborough | 1 |
| Winter Garden, Unknown | 1 |
| Xifamk, Dade | 1 |
| Jupiter, Pinellas | 1 |
| Kansas City, Palm Beach | 1 |
| Indianapolis, Lee | 1 |
| Jena, Taylor | 1 |
| Lake Worth, Unknown | 1 |
| Land, Unknown | 1 |
| Fort Lauderdale, Lee | 1 |
| Fort Pierce, Brevard | 1 |
| Fort Worth, Broward | 1 |
| Franklin, Orange | 1 |
| Gainesville, Santa Rosa | 1 |
| High Springs, Columbia | 1 |
| Holbrook, St. Lucie | 1 |
| Gwynn Oak, Polk | 1 |
| East Rockland Key, Monroe | 1 |
| Crescent City, Marion | 1 |
| Crestview, Unknown | 1 |

COVID-19: characteristics of 946,956 Florida resident cases

Data through Nov 24, 2020 verified as of Nov 25, 2020 at 09:25 AM

Data in this report are provisional and subject to change.

The table below includes the cities and counties of residence for cases in Florida residents based on the patient's ZIP Code.

Note that city is not always received as part of the initial notification and may be missing while the case is being investigated.

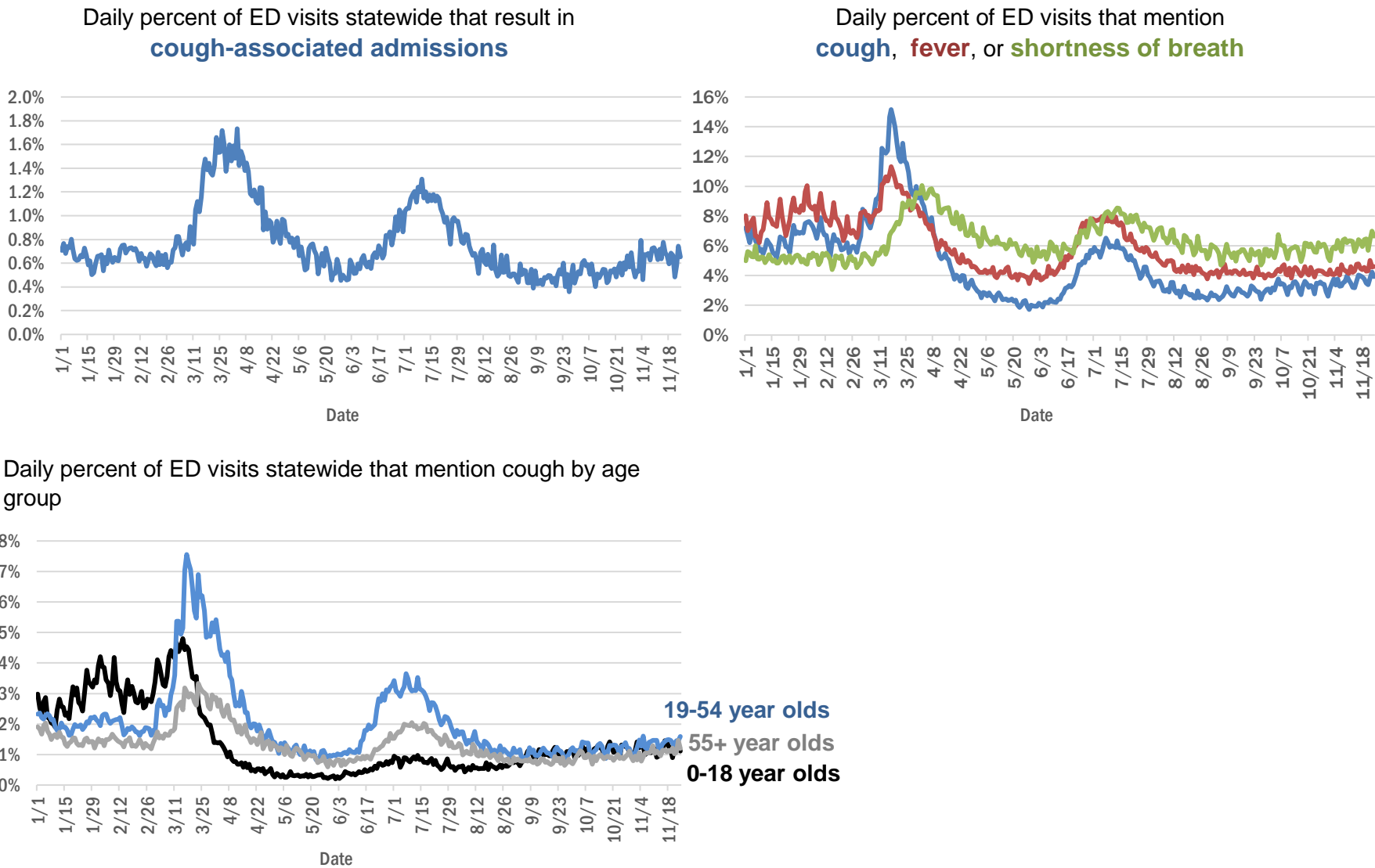
| City and county | Cases |
|------------------------------------|---------|
| Coal City, Pasco | 1 |
| Celebration, Orange | 1 |
| Delray Beach, Broward | 1 |
| Boys Ranch, Suwannee | 1 |
| Big Torch Key, Monroe | 1 |
| Boca Raton, Lee | 1 |
| Bonifay, Unknown | 1 |
| Arabi, Orange | 1 |
| Austin, Dade | 1 |
| Addison, Pasco | 1 |
| Alford, Washington | 1 |
| Apo, Collier | 1 |
| Littleton, St. Johns | 1 |
| Los Angeles, Orange | 1 |
| Mattoon, Lee | 1 |
| Marianna, Washington | 1 |
| Mary Esther, Hillsborough | 1 |
| Newaygo, Charlotte | 1 |
| North Port, Charlotte | 1 |
| Okeechobee, Highlands | 1 |
| Milford, Bay | 1 |
| Na, Dade | 1 |
| Missing, Monroe | 1 |
| Sun City Center, Lee | 1 |
| Stiamk, Dade | 1 |
| Saint Petersburg, Duval | 1 |
| Port Charlotte, Lee | 1 |
| Roswell, Bay | 1 |
| Ruskin, Manatee | 1 |
| Painted Post, Pasco | 1 |
| Palatka, Marion | 1 |
| Pensacola Naval Hospital, Escambia | 1 |
| Pompano Beach, Dade | 1 |
| Pompano Beach, Osceola | 1 |
| Port Saint Lucie, Marion | 1 |
| Port St Luice, Unknown | 1 |
| Port St. Lucie, St. Lucie | 1 |
| Rivera Beach, Unknown | 1 |
| West Hollywood, Broward | 1 |
| Surfside Beach, Orange | 1 |
| Tavares, Unknown | 1 |
| Temple, Palm Beach | 1 |
| Unknown, Duval | 1 |
| Weston, Unknown | 1 |
| Wildwood, Lee | 1 |
| West Palm Beach, Unknown | 1 |
| Winnetka, Dade | 1 |
| Winter Springs, Orange | 1 |
| Youngstown, Washington | 1 |
| Total | 946,956 |

COVID-19: additional surveillance information

Data through Nov 24, 2020 verified as of Nov 25, 2020 at 09:25 AM

Data in this report are provisional and subject to change.

Statewide emergency department (ED) chief complaint and admission data



The Electronic Surveillance System for the Early Notification of Community-Based Epidemics (ESSENCE-FL) includes chief complaint data from 211 of 211 Florida EDs. Data are transmitted electronically to ESSENCE-FL daily or hourly.

COVID-19: testing by laboratory

Data through Nov 24, 2020 verified as of Nov 25, 2020 at 09:25 AM

Data in this report are provisional and subject to change.

The numbers in the table below represent the number of Florida and non-Florida residents for whom test results were received by the Department of Health. A person can be tested by more than one laboratory and can have both positive and negative results. **Therefore, the sum of the numbers in each column will be larger than the total number of people tested.**

| Reporting lab | Inconclusive | Negative | Positive | Percent positive | Total |
|---|--------------|-----------|----------|------------------|-----------|
| LABORATORY CORPORATION OF AMERICA | 1,951 | 1,195,385 | 146,621 | 11% | 1,343,957 |
| QUEST DIAGNOSTICS | 9,029 | 1,091,543 | 149,790 | 12% | 1,250,362 |
| BIO REFERENCE LABORATORIES, INC | 7,230 | 697,274 | 126,265 | 15% | 830,769 |
| CURATIVE LABS | 7,020 | 642,440 | 71,397 | 10% | 720,857 |
| GENETWORX | 661 | 390,584 | 32,922 | 8% | 424,167 |
| REALTOX LABS LLC | 3,773 | 333,181 | 53,358 | 14% | 390,312 |
| HELIX | 2,171 | 201,178 | 27,810 | 12% | 231,159 |
| RCA LABORATORY SERVICES, LLC | | 154,678 | 9,025 | 6% | 163,703 |
| IMPACT HEALTH BIOMETRIC TESTING, INC | 807 | 132,051 | 12,366 | 9% | 145,224 |
| ELABNETWORK | 1,058 | 130,079 | 10,728 | 8% | 141,865 |
| MAKO GENOMICS | 5,684 | 110,015 | 17,684 | 13% | 133,383 |
| NORTHWEST LABORATORY | 244 | 120,293 | 6,647 | 5% | 127,184 |
| EAST FLORIDA STATE COLLEGE - BREVARD | | 105,063 | 12,731 | 11% | 117,794 |
| BPHL-JACKSONVILLE | 18 | 100,267 | 15,373 | 13% | 115,658 |
| ADVENT HEALTH LAB | 112 | 101,260 | 13,957 | 12% | 115,329 |
| MAYO CLINIC LABORATORIES | 264 | 103,921 | 10,528 | 9% | 114,713 |
| MEDICAL DIAGNOSTIC LABORATORIES | 967 | 97,451 | 13,948 | 12% | 112,366 |
| BAYCARE LABORATORIES LLC | 434 | 92,989 | 7,823 | 8% | 101,246 |
| ADVENTHEALTH LAB | 97 | 91,273 | 8,788 | 9% | 100,158 |
| BIOCOLLECTIONS WORLDWIDE, INC | 558 | 85,214 | 11,207 | 12% | 96,979 |
| MEMORIAL REGIONAL HOSPITAL SOUTH | 22 | 80,156 | 15,905 | 17% | 96,083 |
| KORVALABS, INC | 1,245 | 89,755 | 4,536 | 5% | 95,536 |
| BPHL-MIAMI | 225 | 80,263 | 12,833 | 14% | 93,321 |
| ASCENSION SACRED HEART HOSPITAL - PENSACOLA | 2 | 80,469 | 9,855 | 11% | 90,326 |
| ORLANDO HEALTH SYSTEM | 569 | 80,611 | 7,715 | 9% | 88,895 |
| SUNPATH MEDICAL DIAGNOSTICS LABORATORY | 670 | 64,496 | 9,176 | 12% | 74,342 |
| TAMPA GENERAL HOSPITAL | 4 | 66,161 | 5,050 | 7% | 71,215 |
| UF HEALTH MEDICAL LAB | 33 | 65,786 | 5,218 | 7% | 71,037 |
| DIATHERIX LABORATORIES | | 59,155 | 8,063 | 12% | 67,218 |
| BPHL-TAMPA (SPECTRUM BLVD) | 45 | 56,472 | 9,175 | 14% | 65,692 |
| TESTING MATTERS INC | 19 | 55,844 | 6,842 | 11% | 62,705 |
| FULGENT DIAGNOSTICS LABORATORY | 955 | 55,016 | 3,987 | 7% | 59,958 |
| AKESOGEN | | 46,299 | 7,110 | 13% | 53,409 |
| ARUP LABORATORIES | 15 | 49,604 | 2,870 | 5% | 52,489 |
| ASCENSION ST VINCENT'S - RIVERSIDE | 1 | 46,460 | 5,132 | 10% | 51,593 |
| JACKSON MEMORIAL HOSPITAL CLINICAL LAB | 79 | 43,125 | 8,122 | 16% | 51,326 |
| AMERICAN HEALTH ASSOCIATES | 9 | 47,100 | 3,469 | 7% | 50,578 |
| BAPTIST HEALTH SOUTH FLORIDA | 183 | 42,503 | 6,480 | 13% | 49,166 |
| UF HEALTH SHANDS HOSPITAL | 284 | 44,531 | 2,596 | 5% | 47,411 |
| NOMIHEALTH | | 42,012 | 4,381 | 9% | 46,393 |
| LAKELAND REGIONAL MEDICAL CENTER | 114 | 41,598 | 4,446 | 10% | 46,158 |
| VIRACOR EUROFINS | | 34,511 | 9,662 | 22% | 44,173 |
| AIT LABORATORIES | | 37,952 | 4,251 | 10% | 42,203 |
| ORANGE COUNTY CONVENTION CENTER | | 33,330 | 3,645 | 10% | 36,975 |
| MIAMI DADE COUNTY | | 32,093 | 3,526 | 10% | 35,619 |
| TALLAHASSEE MEMORIAL HOSPITAL | 138 | 31,096 | 3,442 | 10% | 34,676 |
| BAPTIST HEALTH - JACKSONVILLE | 4 | 31,602 | 2,033 | 6% | 33,639 |

COVID-19: testing by laboratory

Data through Nov 24, 2020 verified as of Nov 25, 2020 at 09:25 AM

Data in this report are provisional and subject to change.

The numbers in the table below represent the number of Florida and non-Florida residents for whom test results were received by the Department of Health. A person can be tested by more than one laboratory and can have both positive and negative results. **Therefore, the sum of the numbers in each column will be larger than the total number of people tested.**

| Reporting lab | Inconclusive | Negative | Positive | Percent positive | Total |
|--|--------------|----------|----------|------------------|---------------|
| APPLIED INGENUITY DIAGNOSTICS LLC | | 30,892 | 1,551 | 5% | 32,443 |
| SOUTH MIAMI HOSPITAL LAB | 120 | 28,429 | 3,406 | 11% | 31,955 |
| WALGREENS | 30 | 26,842 | 4,855 | 15% | 31,727 |
| LEE HEALTH - CAPE CORAL HOSPITAL | 3 | 25,556 | 3,958 | 13% | 29,517 |
| BROWARD GENERAL MEDICAL CENTER-CLINICAL LAB | 2 | 25,043 | 2,542 | 9% | 27,587 |
| SARASOTA MEMORIAL HOSPITAL MAIN LAB | 12 | 24,955 | 1,789 | 7% | 26,756 |
| UNIVERSITY OF MIAMI HOSPITAL | 32 | 24,087 | 2,595 | 10% | 26,714 |
| MILLENNIUM PHYSICIAN GROUP | 16 | 22,823 | 3,640 | 14% | 26,479 |
| UF HEALTH JACKSONVILLE | 38 | 23,198 | 2,032 | 8% | 25,268 |
| NICKLAUS CHILDREN'S HOSPITAL | 50 | 21,202 | 3,067 | 13% | 24,319 |
| FLORIDA HOSPITAL - TAMPA | 37 | 22,002 | 1,795 | 8% | 23,834 |
| ECCO LAB GROUP CO | 361 | 19,784 | 3,585 | 15% | 23,730 |
| STATLAB_MOBILE | 1 | 19,143 | 1,956 | 9% | 21,100 |
| NORTH FLORIDA REGIONAL MEDICAL CENTER | | 18,540 | 1,826 | 9% | 20,366 |
| MOUNT SINAI MEDICAL CENTER | 7 | 18,618 | 1,739 | 9% | 20,364 |
| ADVENT HEALTH - DAYTONA BEACH | 32 | 18,881 | 1,389 | 7% | 20,302 |
| ACCESS DX LABORATORY | 192 | 17,997 | 1,818 | 9% | 20,007 |
| INGENIOUS PERSONALIZED MEDICINE | 115 | 16,611 | 3,032 | 15% | 19,758 |
| BRANDON REGIONAL HOSPITAL | | 17,388 | 2,085 | 11% | 19,473 |
| ST JOSEPHS HOSPITAL LABORATORY | 17 | 17,208 | 2,200 | 11% | 19,425 |
| PALMETTO GENERAL HOSPITAL LAB | 3 | 15,710 | 3,334 | 18% | 19,047 |
| NAPLES COMMUNITY HOSPITAL | 56 | 16,678 | 1,702 | 9% | 18,436 |
| JFK MEDICAL CENTER LAB | 1 | 16,292 | 2,047 | 11% | 18,340 |
| JUPITER MEDICAL CENTER LAB | 48 | 16,494 | 1,453 | 8% | 17,995 |
| LAB DIAGNOSTICS LLC | 361 | 12,251 | 5,102 | 29% | 17,714 |
| BIOCERNA LABS | 461 | 14,582 | 2,113 | 12% | 17,156 |
| PANCARE OF FLORIDA INC | | 15,326 | 1,519 | 9% | 16,845 |
| AVENTUS BIO LABS | 16 | 14,571 | 1,942 | 12% | 16,529 |
| PATIENTS FIRST LAKE ELLA MEDICAL CENTER PA | | 13,763 | 2,441 | 15% | 16,204 |
| INTEGRATED REGIONAL LABORATORIES LLP | | 13,963 | 1,970 | 12% | 15,933 |
| DRS CLACK SPENCER WHITE & MCCORMACK PA D/B/A | | 14,255 | 1,281 | 8% | 15,536 |
| GENESIS REFERENCE LABORATORIES | | 14,407 | 1,122 | 7% | 15,529 |
| SAINT MARY'S MEDICAL CENTER | 21 | 13,273 | 1,591 | 11% | 14,885 |
| PWNHEALTH | 19 | 13,924 | 796 | 5% | 14,739 |
| REAL DIAGNOSTICS | 117 | 13,304 | 1,259 | 9% | 14,680 |
| INDIAN RIVER MEDICAL CENTER LAB | | 13,669 | 835 | 6% | 14,504 |
| MORTON PLANT HOSPITAL-ADLER INSTITUTE | 8 | 13,083 | 1,153 | 8% | 14,244 |
| WELLINGTON REGIONAL MED CTR LAB | 5 | 11,581 | 1,411 | 11% | 12,997 |
| CLEVELAND CLINIC HOSPITAL LAB | 4 | 11,446 | 1,404 | 11% | 12,854 |
| LEESBURG REGIONAL MEDICAL CENTER | | 11,272 | 1,127 | 9% | 12,399 |
| EXACT SCIENCES LABORATORIES | | 11,426 | 786 | 6% | 12,212 |
| FLORIDA HOSPITAL WATERMAN LABORATORY | 70 | 10,998 | 855 | 7% | 11,923 |
| OSCEOLA REGIONAL MEDICAL CENTER | 1 | 10,481 | 1,428 | 12% | 11,910 |
| HOMESTEAD HOSPITAL CLINICAL LABORATORY | 23 | 9,721 | 1,996 | 17% | 11,740 |

COVID-19: testing by laboratory

Data through Nov 24, 2020 verified as of Nov 25, 2020 at 09:25 AM

Data in this report are provisional and subject to change.

The numbers in the table below represent the number of Florida and non-Florida residents for whom test results were received by the Department of Health. A person can be tested by more than one laboratory and can have both positive and negative results. **Therefore, the sum of the numbers in each column will be larger than the total number of people tested.**

| Reporting lab | Inconclusive | Negative | Positive | Percent positive | Total |
|--|--------------|----------|----------|------------------|--------|
| ST MARKS HOSPITAL LABORATORY B | 78 | 10,627 | 1,002 | 9% | 11,707 |
| MEMORIAL HOSPITAL JACKSONVILLE | 8 | 9,571 | 1,743 | 15% | 11,322 |
| PWN HEALTH | 17 | 8,964 | 1,982 | 18% | 10,963 |
| HOLY CROSS HOSPITAL CLINICAL LAB | 1 | 10,365 | 547 | 5% | 10,913 |
| RUTGERS CLINICAL GENOMICS LABORATORY | 43 | 10,411 | 367 | 3% | 10,821 |
| MEMORIAL REGIONAL HOSPITAL CLINICAL LABORATORY | 10 | 10,067 | 685 | 6% | 10,762 |
| LEE HEALTH - LEE MEMORIAL HOSPITAL | | 8,092 | 2,515 | 24% | 10,607 |
| HEALTHLINK DIAGNOSTIC LABORATORIES | 37 | 9,932 | 514 | 5% | 10,483 |
| WEST KENDALL BAPTIST HOSPITAL | 8 | 8,584 | 1,853 | 18% | 10,445 |
| LARKIN COMMUNITY HOSPITAL INC DBA CARDIOTROPIC | | 6,820 | 3,623 | 35% | 10,443 |
| DELRAY MEDICAL CENTER LAB | 3 | 9,422 | 939 | 9% | 10,364 |
| NORTHWEST MEDICAL CENTER | 1 | 8,910 | 1,236 | 12% | 10,147 |
| PRIVA PATH LABS | 43 | 9,618 | 446 | 4% | 10,107 |
| ORANGE PARK MEDICAL CENTER | 9 | 8,494 | 1,539 | 15% | 10,042 |
| LAWNWOOD REGIONAL MEDICAL CENTER | 1 | 8,804 | 1,201 | 12% | 10,006 |
| WATSON CLINIC LLP | | 8,613 | 1,350 | 14% | 9,963 |
| HEALTH CENTER AT SINAI RESIDENCES | | 9,749 | 132 | 1% | 9,881 |
| SRQ DRIVE THROUGH | | 8,944 | 902 | 9% | 9,846 |
| BETHESDA HOSPITAL EAST | | 9,030 | 809 | 8% | 9,839 |
| ST ANTHONY'S HOSPITAL LAB | 12 | 8,673 | 984 | 10% | 9,669 |
| STS LAB 2 LLC | 6 | 9,457 | 191 | 2% | 9,654 |
| OAK HILL HOSPITAL | | 8,771 | 871 | 9% | 9,642 |
| BAPTIST HEALTH - SOUTH | | 8,995 | 640 | 7% | 9,635 |
| PALM BEACH BALL PARK | | 8,604 | 989 | 10% | 9,593 |
| WINTER HAVEN HOSPITAL CLINICAL LABORATORY | 3 | 8,190 | 1,327 | 14% | 9,520 |
| LARKIN COMMUNITY HOSPITAL | 10 | 8,101 | 1,253 | 13% | 9,364 |
| COAST DIAGNOSTICS LLC | 26 | 8,660 | 633 | 7% | 9,319 |
| AVECINA | 17 | 8,617 | 529 | 6% | 9,163 |
| LARGO MEDICAL CENTER | | 8,312 | 845 | 9% | 9,157 |
| GOOD SAMARITAN MEDICAL CENTER LAB | 1 | 7,945 | 1,180 | 13% | 9,126 |
| UHEALTH CORAL GABLES/LENNAR MED CTR | 3 | 8,518 | 517 | 6% | 9,038 |
| WESTSIDE REGIONAL MED CTR | 2 | 7,508 | 1,205 | 14% | 8,715 |
| BAYFRONT HEALTH - ST PETERSBURG | 16 | 7,406 | 1,272 | 15% | 8,694 |
| MEASE COUNTRYSIDE LAB | 1 | 7,883 | 735 | 9% | 8,619 |
| ST JOSEPHS HOSPITAL | 8 | 7,558 | 949 | 11% | 8,515 |
| MERCY HOSPITAL A CAMPUS OF PLANTATION GEN HOSP LAB | 1 | 7,157 | 1,350 | 16% | 8,508 |
| CLEVELAND CLINIC TRADITION HOSPITAL | | 7,974 | 461 | 5% | 8,435 |
| BOSTON HEART DIAGNOSTICS CORP | | 7,289 | 1,136 | 13% | 8,425 |
| GULF COAST MEDICAL CENTER MICROLAB | | 6,609 | 1,794 | 21% | 8,403 |
| AEGIS SCIENCES CORPORATION | 37 | 7,450 | 749 | 9% | 8,236 |
| PALMS WEST HOSPITAL LAB | 2 | 7,082 | 1,145 | 14% | 8,229 |
| AVECINA MEDICAL OAKLEAF | 3 | 6,933 | 1,211 | 15% | 8,147 |
| MEDICAL CENTER OF TRINITY CLINICAL LABORATORY | 1 | 7,375 | 730 | 9% | 8,106 |
| HALIFAX MEDICAL CENTER LAB | 33 | 6,886 | 1,089 | 14% | 8,008 |
| CORAL GABLES HOSPITAL CLINICAL LABORATORY | | 6,718 | 1,258 | 16% | 7,976 |

COVID-19: testing by laboratory

Data through Nov 24, 2020 verified as of Nov 25, 2020 at 09:25 AM

Data in this report are provisional and subject to change.

The numbers in the table below represent the number of Florida and non-Florida residents for whom test results were received by the Department of Health. A person can be tested by more than one laboratory and can have both positive and negative results. **Therefore, the sum of the numbers in each column will be larger than the total number of people tested.**

| Reporting lab | Inconclusive | Negative | Positive | Percent positive | Total |
|--|--------------|----------|----------|------------------|-------|
| THE VILLAGES REGIONAL HOSPITAL | | 7,437 | 530 | 7% | 7,967 |
| WEST BOCA MEDICAL CENTER LAB | | 7,344 | 617 | 8% | 7,961 |
| WEST FLORIDA HOSPITAL LAB | | 6,527 | 1,420 | 18% | 7,947 |
| REGIONAL MEDCIAL CENTER BAYONET POINT | 2 | 7,406 | 463 | 6% | 7,871 |
| FLORIDA HOSPITAL HEARTLAND MED CTR CLINICAL LAB | 33 | 6,908 | 909 | 12% | 7,850 |
| MANATEE MEMORIAL HOSPITAL | | 7,226 | 612 | 8% | 7,838 |
| ADVENT HEALTH - WESLEY CHAPEL | 14 | 7,022 | 554 | 7% | 7,590 |
| Capital Regional Medical Ctr | | 6,272 | 1,307 | 17% | 7,579 |
| NCH NORTH NAPLES HOSPITAL LAB | 15 | 6,733 | 826 | 11% | 7,574 |
| BAPTIST HEALTHCARE - BAPTIST HOSPITAL | 4 | 6,408 | 1,159 | 15% | 7,571 |
| AVENTURA HOSPITAL LAB | | 6,175 | 1,384 | 18% | 7,559 |
| BLAKE MEDICAL CENTER | | 6,560 | 919 | 12% | 7,479 |
| PALM BEACH GARDENS MEDICAL CTR LAB | | 6,829 | 639 | 9% | 7,468 |
| LEE HEALTH - HEALTH PARK MEDICAL CENTER | | 6,259 | 1,207 | 16% | 7,466 |
| NIGHT LITE PEDIATRICS | 4 | 5,739 | 1,589 | 22% | 7,332 |
| DOCTORS HOSPITAL | 4 | 5,995 | 1,099 | 15% | 7,098 |
| AVECINA MEDICAL | 4 | 5,968 | 1,016 | 15% | 6,988 |
| FLORIDA HOSPITAL FLAGLER | 29 | 6,506 | 426 | 6% | 6,961 |
| ACCESS MEDICAL LABORATORIES | | 4,287 | 2,533 | 37% | 6,820 |
| INFORM DIAGNOSTICS, INC | | 6,398 | 339 | 5% | 6,737 |
| LUMINUS DIAGNOSTICS | | 6,142 | 529 | 8% | 6,671 |
| VISTA CLINICAL DIAGNOSTICS | 45 | 6,128 | 378 | 6% | 6,551 |
| LAKE CITY MEDICAL CENTER | | 5,279 | 1,229 | 19% | 6,508 |
| FLORIDA MEDICAL CENTER - A CAMPUS OF NORTH SHORE | 2 | 5,635 | 780 | 12% | 6,417 |
| PLANTATION GENERAL HOSPITAL | | 5,378 | 1,014 | 16% | 6,392 |
| CORAL SPRINGS MED CTR | | 5,789 | 573 | 9% | 6,362 |
| NORTH SHORE MEDICAL CENTER | | 5,218 | 1,074 | 17% | 6,292 |
| NORTHSIDE HOSPITAL AND HEART INSTITUTE | | 5,683 | 598 | 10% | 6,281 |
| ALL CHILDREN'S HOSPITAL | | 5,921 | 322 | 5% | 6,243 |
| FLORIDA HOSPITAL ZEPHYRHILLS | 10 | 5,736 | 471 | 8% | 6,217 |
| NEMOURS CHILDRENS HOSPITAL | | 6,009 | 194 | 3% | 6,203 |
| FLORIDA HOSPITAL DELAND | 10 | 5,394 | 783 | 13% | 6,187 |
| BROWARD HEALTH NORTH CLINICAL LABORATORY | | 5,419 | 689 | 11% | 6,108 |
| NONA SCIENTIFIC | 4 | 4,995 | 1,105 | 18% | 6,104 |
| FLORIDA HOSPITAL OF CARROLLWOOD | 22 | 5,237 | 636 | 11% | 5,895 |
| VISTA CLINICAL | 6 | 3,176 | 2,657 | 46% | 5,839 |
| CENTRAL FLORIDA REGIONAL HOSPITAL | | 5,298 | 528 | 9% | 5,826 |
| MEMORIAL HOSPITAL WEST LABORATORY SERVICES | 14 | 5,221 | 511 | 9% | 5,746 |
| CLEVELAND CLINIC MARTIN SOUTH HOSPITAL | 1 | 5,172 | 454 | 8% | 5,627 |
| OCALA REGIONAL MEDICAL CENTER | | 4,942 | 591 | 11% | 5,533 |
| INDIAN RIVER PATHOLOGY LLC | | 5,117 | 399 | 7% | 5,516 |
| UNITED CLINICAL LABORATORY LLC | 2 | 4,503 | 946 | 17% | 5,451 |
| WEST PALM HOSPITAL LAB | | 4,991 | 423 | 8% | 5,414 |
| LEE HEALTH - GULF COAST MEDICAL CENTER | 2 | 4,417 | 924 | 17% | 5,343 |
| BAPTIST HEALTH - BEACHES | | 4,960 | 341 | 6% | 5,301 |
| MARTIN HOSPITAL SOUTH LAB | | 4,966 | 279 | 5% | 5,245 |
| GENOVA DIAGNOSTICS LABORATORY | 13 | 4,792 | 310 | 6% | 5,115 |

COVID-19: testing by laboratory

Data through Nov 24, 2020 verified as of Nov 25, 2020 at 09:25 AM

Data in this report are provisional and subject to change.

The numbers in the table below represent the number of Florida and non-Florida residents for whom test results were received by the Department of Health. A person can be tested by more than one laboratory and can have both positive and negative results. **Therefore, the sum of the numbers in each column will be larger than the total number of people tested.**

| Reporting lab | Inconclusive | Negative | Positive | Percent positive | Total |
|--|--------------|----------|----------|------------------|-------|
| FLORIDA LABORATORY ANALYSIS | | 4,635 | 467 | 9% | 5,102 |
| PATHNOSTICS | 11 | 3,597 | 1,362 | 27% | 4,970 |
| LEON MEDICAL CENTERS LLC | | 4,042 | 924 | 19% | 4,966 |
| FULGENT DIAGNOSTICS | 95 | 4,594 | 273 | 6% | 4,962 |
| MORTON PLANT-MEASE | 1 | 4,546 | 353 | 7% | 4,900 |
| LABSTAT LLC | 2 | 4,578 | 256 | 5% | 4,836 |
| MEMORIAL HOSPITAL MICRO | | 4,486 | 301 | 6% | 4,787 |
| ANNE BATES LEACH EYE HOSPITAL/ ABLEH MICROBIOLOGY LABORATORY | | 4,706 | 69 | 1% | 4,775 |
| LAKEWOOD RANCH MEDICAL CENTER | | 4,401 | 337 | 7% | 4,738 |
| POINCIANA MEDICAL CENTER | | 3,704 | 1,021 | 22% | 4,725 |
| TROPICANA FIELD - LOT 2 | 17 | 4,297 | 410 | 9% | 4,724 |
| FLORIDA HOSPITAL FISH MEMORIAL | 19 | 4,146 | 547 | 12% | 4,712 |
| ST JOSEPHS NORTH HOSPITAL LAB | | 4,199 | 488 | 10% | 4,687 |
| WEST MARION COMMUINITY HOSPITAL LAB | | 4,090 | 554 | 12% | 4,644 |
| P4 CLINICAL, LLC | 57 | 4,164 | 408 | 9% | 4,629 |
| BAPTIST HEALTH SOUTH FLORIDA - WEST KENDALL URGENT CARE | | 3,982 | 583 | 13% | 4,565 |
| ARCPPOINT LABS | 2 | 3,616 | 867 | 19% | 4,485 |
| IMPERIAL POINT MEDICAL CENTER | | 4,114 | 344 | 8% | 4,458 |
| Lake City HM | | 4,186 | 240 | 5% | 4,426 |
| SUNRISE MEDICAL LABORATORIES | 2 | 4,117 | 290 | 7% | 4,409 |
| KD MEDICAL CHOICE LLC | | 3,877 | 473 | 11% | 4,350 |
| ST LUCIE MEDICAL CENTER | | 3,556 | 756 | 18% | 4,312 |
| MOFFITT CANCER CENTER | 6 | 4,215 | 82 | 2% | 4,303 |
| MEDEXPRESS URGENT CARE | 2 | 2,791 | 1,480 | 35% | 4,273 |
| CLEVELAND CLINIC MARTIN NORTH HOSPITAL | | 3,865 | 362 | 9% | 4,227 |
| BAPTIST HEALTH - NASSAU | | 4,041 | 177 | 4% | 4,218 |
| SOUTH BAY HOSPITAL CLINICAL LAB | | 3,783 | 378 | 9% | 4,161 |
| UNKNOWN | 3 | 2,645 | 1,462 | 36% | 4,110 |
| CARDIOPATH | 1 | 3,770 | 311 | 8% | 4,082 |
| OVIEDO MEDICAL CENTER | | 3,662 | 419 | 10% | 4,081 |
| AVERO DIAGNOSTICS - IRVING | | 3,830 | 225 | 6% | 4,055 |
| HEALTHQUEST ESOTERICS | | 2,913 | 1,121 | 28% | 4,034 |
| SOUTH FLORIDA BAPTIST HOSPITAL MICRO | 2 | 3,460 | 533 | 13% | 3,995 |
| CARDIOTROPIC LABS | 83 | 3,141 | 724 | 18% | 3,948 |
| NIGHT LITE PEDIATRIC CENTER LLC | | 3,754 | 178 | 5% | 3,932 |
| HIALEAH HOSPITAL | 4 | 3,139 | 711 | 18% | 3,854 |
| NIGHT LITE PEDIATRICS URGENT CARE | 1 | 3,361 | 478 | 12% | 3,840 |
| FORT WALTON BEACH MEDICAL CENTER | | 3,363 | 472 | 12% | 3,835 |
| AMERICAN FAMILY CARE | | 2,209 | 1,549 | 41% | 3,758 |
| FLORIDA HOSPITAL NORTH PINELLAS | 11 | 3,484 | 242 | 6% | 3,737 |
| ST PETERSBURG GENERAL HOSPITAL | | 3,127 | 602 | 16% | 3,729 |
| HOLIDAY CVS LLC | | 3,453 | 168 | 5% | 3,621 |
| CLARITY LAB SOLUTIONS LLC | | 3,608 | 4 | 0% | 3,612 |
| PHYSICIANS REGIONAL MEDICAL CENTER - PINE RIDGE RD | 1 | 2,990 | 618 | 17% | 3,609 |
| BAPTIST HEALTH SOUTH FLORIDA - COUNTRY WALK URGENT CARE | | 3,134 | 466 | 13% | 3,600 |
| UNIVERSITY HOSPITAL AND MEDICAL CENTER | | 2,665 | 759 | 22% | 3,424 |
| BINAXNOW | 5 | 2,659 | 675 | 20% | 3,339 |

COVID-19: testing by laboratory

Data through Nov 24, 2020 verified as of Nov 25, 2020 at 09:25 AM

Data in this report are provisional and subject to change.

The numbers in the table below represent the number of Florida and non-Florida residents for whom test results were received by the Department of Health. A person can be tested by more than one laboratory and can have both positive and negative results. **Therefore, the sum of the numbers in each column will be larger than the total number of people tested.**

| Reporting lab | Inconclusive | Negative | Positive | Percent positive | Total |
|--|--------------|----------|----------|------------------|-------|
| WESTCHESTER HOSPITAL | 23 | 2,665 | 516 | 16% | 3,204 |
| SYNERGY LABORATORIES | 7 | 2,916 | 280 | 9% | 3,203 |
| GENE BY GENE, GENOMICS RESEARCH CENTER LAB | 35 | 3,067 | 84 | 3% | 3,186 |
| PUTNAM COMMUNITY MEDICAL CENTER | | 2,813 | 323 | 10% | 3,136 |
| CernerELR_Advent | | 2,935 | 185 | 6% | 3,120 |
| BAPTIST HEALTH SOUTH FLORIDA - MIAMI LAKES URGENT CARE | | 2,555 | 562 | 18% | 3,117 |
| MEASE DUNEDIN HOSPITAL | 4 | 2,819 | 241 | 8% | 3,064 |
| BAPTIST HEALTH - NORTH | | 2,399 | 660 | 22% | 3,059 |
| BAPTIST HEALTH SOUTH FLORIDA - DORAL URGENT CARE | | 2,495 | 478 | 16% | 2,973 |
| RAULERSON HOSPITAL | | 2,489 | 453 | 15% | 2,942 |
| PALMS OF PASADENA HOSPITAL | | 2,644 | 287 | 10% | 2,931 |
| STONE CLINICAL LABORATORIES | | 2,789 | 96 | 3% | 2,885 |
| ISPM LABS, LLC DBA CAPSTONE DIAGNOSTICS, LLC | | 2,830 | 52 | 2% | 2,882 |
| BAPTIST HEALTH SOUTH FLORIDA - CORAL SPRINGS URGENT CARE | | 2,532 | 323 | 11% | 2,855 |
| DOCTORS HOSPITAL OF SARASOTA CLINICAL LABORATORY | | 2,550 | 301 | 11% | 2,851 |
| SANTA ROSA MEDICAL CENTER | | 2,439 | 409 | 14% | 2,848 |
| MEMORIAL HOSPITAL- MIRAMAR | 12 | 2,606 | 203 | 7% | 2,821 |
| H LEE MOFFITT CANCER CENTER LABORATORY | | 2,772 | 32 | 1% | 2,804 |
| BAPTIST HEALTH SOUTH FLORIDA - WESTCHESTER URGENT CARE | | 2,380 | 416 | 15% | 2,796 |
| MIDWAY SPECIALTY CARE CENTER DIAGNOSTICS | 36 | 2,545 | 210 | 8% | 2,791 |
| BAPTIST HEALTH SOUTH FLORIDA - PEMBROKE PINES URGENT CARE | | 2,428 | 349 | 13% | 2,777 |
| MALABAR MEDICAL WALK IN CLINIC | | 2,437 | 322 | 12% | 2,759 |
| FLORIDA HOSPITAL OCALA | | 2,587 | 137 | 5% | 2,724 |
| BAYFRONT HEALTH - VENICE REGIONAL MEDICAL | | 2,505 | 178 | 7% | 2,683 |
| WALGREEN CO | 2 | 2,369 | 308 | 11% | 2,679 |
| WALGREENS ORLANDO | 2 | 2,363 | 313 | 12% | 2,678 |
| MEDCOMP SCIENCES LLC | 29 | 1,311 | 1,300 | 49% | 2,640 |
| TWIN CITIES HOSPITAL | 1 | 2,343 | 262 | 10% | 2,606 |
| VETERANS AFFAIRS MEDICAL CENTER - ORLANDO | | 1,341 | 1,218 | 48% | 2,559 |
| BETHESDA HOSPITAL WEST | | 2,317 | 216 | 9% | 2,533 |
| ANGEL KIDS PEDIATRICS | | 2,453 | 72 | 3% | 2,525 |
| ADVENT HEALTH - OCALA | | 2,124 | 397 | 16% | 2,521 |
| EGLIN AIR FORCE BASE | 2 | 1,803 | 700 | 28% | 2,505 |
| BAYCARE COMMUNITY HEALTH | | 2,449 | 47 | 2% | 2,496 |
| BAYFRONT HEALTH - PORT CHARLOTTE | | 2,308 | 178 | 7% | 2,486 |
| CITRUS MEMORIAL HOSPITAL LABORATORY | | 2,180 | 259 | 11% | 2,439 |
| MEDARBOR DIAGNOSTICS | 1 | 1,642 | 725 | 31% | 2,368 |
| SYNERGY DIAGNOSTIC LABORATORY | 62 | 2,118 | 188 | 8% | 2,368 |
| ACUTIS DIAGNOSTICS | 15 | 2,025 | 304 | 13% | 2,344 |
| VIKOR SCIENTIFIC | 2 | 1,608 | 666 | 29% | 2,276 |
| LEE HEALTH - COCONUT POINT CLINICAL LAB | 2 | 1,817 | 425 | 19% | 2,244 |
| MEMORIAL HOSPITAL PEMBROKE | 3 | 1,968 | 245 | 11% | 2,216 |
| BAYFRONT HEALTH - SEVEN RIVERS | | 2,031 | 166 | 8% | 2,197 |
| LAKESIDE MEDICAL CENTER | | 1,725 | 451 | 21% | 2,176 |
| BAPTIST HEALTH SOUTH FLORIDA - WESTON URGENT CARE | | 1,986 | 189 | 9% | 2,175 |
| BAPTIST HEALTH SOUTH FLORIDA - CORAL GABLES (UNIVERSITY) URGENT CARE | | 1,925 | 244 | 11% | 2,169 |
| BARTOW REGIONAL MEDICAL CENTER | 1 | 1,878 | 261 | 12% | 2,140 |

COVID-19: testing by laboratory

Data through Nov 24, 2020 verified as of Nov 25, 2020 at 09:25 AM

Data in this report are provisional and subject to change.

The numbers in the table below represent the number of Florida and non-Florida residents for whom test results were received by the Department of Health. A person can be tested by more than one laboratory and can have both positive and negative results. **Therefore, the sum of the numbers in each column will be larger than the total number of people tested.**

| Reporting lab | Inconclusive | Negative | Positive | Percent positive | Total |
|--|--------------|----------|----------|------------------|-------|
| MEDICAL DNA LABS LLC | 2 | 2,016 | 114 | 5% | 2,132 |
| BAPTIST HEALTH SOUTH FLORIDA - DAVIE URGENT CARE | | 1,841 | 290 | 14% | 2,131 |
| THE CENTER FOR URGENT CARE | 2 | 1,693 | 426 | 20% | 2,121 |
| CENTRA CARE SAINT CLOUD | 1 | 1,829 | 287 | 14% | 2,117 |
| MINUTECLINIC LLC #3703 | | 1,851 | 263 | 12% | 2,114 |
| ASCENSION SACRED HEART - EMERALD COAST | | 1,788 | 306 | 15% | 2,094 |
| CENTRA CARE - WATERFORD LAKES | | 1,586 | 489 | 24% | 2,075 |
| BAPTIST HEALTH SOUTH FLORIDA - TAMiami TRAIL URGENT CARE | | 1,710 | 360 | 17% | 2,070 |
| BAPTIST HEALTH SOUTH FLORIDA - PINECREST URGENT CARE | | 1,806 | 238 | 12% | 2,044 |
| LOWER KEYS MEDICAL CENTER | | 1,839 | 201 | 10% | 2,040 |
| ENGLEWOOD COMMUNITY HOSPITAL | | 1,902 | 134 | 7% | 2,036 |
| BAYFRONT HEALTH - BROOKSVILLE | | 1,777 | 257 | 13% | 2,034 |
| SELECT LABORATORIES - MARION COUNTY, FL LLC | 3 | 1,912 | 118 | 6% | 2,033 |
| SPORTS DRUG TESTING LABORATORY | 35 | 1,925 | 51 | 3% | 2,011 |
| BAPTIST HEALTH SOUTH FLORIDA - CORAL GABLES URGENT CARE | | 1,729 | 255 | 13% | 1,984 |
| CLARITY LAB SOLUTIONS | | 1,731 | 247 | 12% | 1,978 |
| MINUTECLINIC | | 1,770 | 202 | 10% | 1,972 |
| DOC SMILEY'S URGENT CARE | | 1,705 | 247 | 13% | 1,952 |
| URGENT CARE CURE | 2 | 1,741 | 191 | 10% | 1,934 |
| BMCT Molecular Diagnostics Subsection | | 1,579 | 327 | 17% | 1,906 |
| HIGHLANDS REGIONAL MEDICAL CENTER | | 1,537 | 354 | 19% | 1,891 |
| NORTHWEST FLORIDA COMMUNITY HOSPITAL | 11 | 1,167 | 713 | 38% | 1,891 |
| PHYSICIANS REGIONAL MEDICAL CENTER - COLLIER BLVD | 1 | 1,425 | 442 | 24% | 1,868 |
| AMELIA URGENT CARE | | 1,246 | 618 | 33% | 1,864 |
| HOLIDAY CVS LLC DBA CVS PHARMACY #5154 | | 1,820 | 22 | 1% | 1,842 |
| EXPRESS GENE MOLECULAR DIAGNOSTICS LABORATORY | | 1,480 | 308 | 17% | 1,788 |
| DESOTO MEMORIAL HOSPITAL | 3 | 1,468 | 295 | 17% | 1,766 |
| COMMUNITY HEALTH NORTHWEST FLORIDA | 3 | 1,279 | 476 | 27% | 1,758 |
| BAPTIST HEALTH SOUTH FLORIDA - PALMETTO BAY URGENT CARE | | 1,527 | 219 | 13% | 1,746 |
| BAPTIST HEALTHCARE - GULF BREEZE HOSPITAL | 3 | 1,500 | 218 | 13% | 1,721 |
| MARINERS HOSPITAL | | 1,561 | 136 | 8% | 1,697 |
| TALLAHASSEE PRIMARY CARE ASSOCIATES | | 1,549 | 144 | 9% | 1,693 |
| CLINICAL REFERENCE LABORATORY | | 1,610 | 56 | 3% | 1,666 |
| BAPTIST HEALTH SOUTH FLORIDA - BRICKELL URGENT CARE | | 1,405 | 260 | 16% | 1,665 |
| SOLARIS DIAGNOSTICS | | 1,420 | 230 | 14% | 1,650 |
| JW PLASTIC SURGERY | | 1,368 | 235 | 15% | 1,603 |
| BAPTIST HEALTH URGENT CARE AT SAWGRASS | | 1,404 | 194 | 12% | 1,598 |
| BAPTIST HEALTH SOUTH FLORIDA - KENDALE LAKES URGENT CARE | | 1,304 | 290 | 18% | 1,594 |
| OPTEO LABORATORY | | 1,506 | 31 | 2% | 1,537 |
| MINUTECLINIC LLC | | 1,327 | 206 | 13% | 1,533 |
| GENUS3 | | 1,460 | 59 | 4% | 1,519 |
| BAPTIST HEALTH - OAKLEAF | | 1,272 | 246 | 16% | 1,518 |
| SUNCOAST PATHOLOGY ASSOCIATES | | 1,408 | 107 | 7% | 1,515 |
| LABORATORY OF FLORIDA LLC | 40 | 1,382 | 93 | 6% | 1,515 |
| BAPTIST HEALTH - CLAY | | 1,325 | 186 | 12% | 1,511 |
| BAPTIST HEALTH EMERGENCY CENTER COUNTRY WALK | 1 | 1,270 | 230 | 15% | 1,501 |
| ADVENT HEALTH - NEW SMYRNA | | 1,113 | 355 | 24% | 1,468 |

COVID-19: testing by laboratory

Data through Nov 24, 2020 verified as of Nov 25, 2020 at 09:25 AM

Data in this report are provisional and subject to change.

The numbers in the table below represent the number of Florida and non-Florida residents for whom test results were received by the Department of Health. A person can be tested by more than one laboratory and can have both positive and negative results. **Therefore, the sum of the numbers in each column will be larger than the total number of people tested.**

| Reporting lab | Inconclusive | Negative | Positive | Percent positive | Total |
|--|--------------|----------|----------|------------------|-------|
| ATLANTIS URGENT CARE | 1 | 661 | 783 | 54% | 1,445 |
| FLOWERS HOSPITAL | | 1,308 | 120 | 8% | 1,428 |
| BAYFRONT HEALTH - PUNTA GORDA | | 1,353 | 64 | 5% | 1,417 |
| PATIENTS CHOICE LABORATORIES | | 825 | 573 | 41% | 1,398 |
| TAMPA COMMUNITY HOSPITAL | | 1,176 | 218 | 16% | 1,394 |
| ADVENT HEALTH - HEART OF FLORIDA ER | 1 | 1,285 | 104 | 7% | 1,390 |
| ASCENSION ST VINCENT'S - SOUTHSIDE | | 1,309 | 49 | 4% | 1,358 |
| UHEALTH DEERFIELD BEACH/UMSYLVESTER DEERFIELD BEACH LABORATORY | 3 | 1,274 | 47 | 4% | 1,324 |
| ASSOCIATED PATHOLOGISTS, LLC | 3 | 1,094 | 201 | 15% | 1,298 |
| PHYSICIANS STAT LAB | | 424 | 853 | 67% | 1,277 |
| BAYFRONT HEALTH - SPRING HILL | | 1,168 | 89 | 7% | 1,257 |
| JACKSON HOSPITAL CLINICAL LABORATORY | | 1,075 | 158 | 13% | 1,233 |
| ADVANCE MEDICAL OF NAPLES | | 308 | 915 | 75% | 1,223 |
| SPARROW HEALTHCARE | 2 | 1,029 | 188 | 15% | 1,219 |
| CLINICORE | | 1,124 | 91 | 7% | 1,215 |
| NXGEN MDX LLC | 3 | 1,108 | 90 | 7% | 1,201 |
| SARKIS CLINICAL TRIALS | | 1,061 | 139 | 12% | 1,200 |
| ACCESS MEDICAL LABS | | 746 | 448 | 38% | 1,194 |
| BAPTIST HEALTH SOUTH FLORIDA - MIAMI BEACH URGENT CARE | | 1,032 | 161 | 13% | 1,193 |
| NORTH SHORE LONG ISLAND JEWISH HEALTH | | 1,138 | 41 | 3% | 1,179 |
| THE HEALTHCARE DISTRICT OF PALM BEACH COUNTY | 5 | 1,061 | 106 | 9% | 1,172 |
| ASSURANCE SCIENTIFIC LABORATORIES | 1 | 934 | 222 | 19% | 1,157 |
| UNIVERSITY OF ALABAMA AT BIRMINGHAM | | 1,062 | 20 | 2% | 1,082 |
| MARTIN HEALTH SYSTEM - ST LUCIE WEST | | 974 | 99 | 9% | 1,073 |
| PRIMEHEALTH URGENT CARE | 1 | 830 | 240 | 22% | 1,071 |
| BARDMOOR LABORATORY | 1 | 908 | 124 | 12% | 1,033 |
| LABTECH DIAGNOSTIC | | 798 | 228 | 22% | 1,026 |
| SCION LAB SERVICES LLC | 4 | 958 | 61 | 6% | 1,023 |
| PALMS MEDICAL GROUP | 5 | 822 | 189 | 19% | 1,016 |
| CAPSTONE HEALTHCARE | | 697 | 317 | 31% | 1,014 |
| EMERGENCY PHYSICIANS MEDICAL CENTER | | 123 | 875 | 88% | 998 |
| EMERALD COAST URGENT CARE LLC | | 771 | 223 | 22% | 994 |
| FLORIDA MEDICAL CLINIC | 1 | 660 | 331 | 33% | 992 |
| NCH NORTHEAST | 5 | 738 | 246 | 25% | 989 |
| BIOCERNA MAIN LAB | 1 | 891 | 96 | 10% | 988 |
| EMERALD COAST URGENT CARE, LLC | | 710 | 255 | 26% | 965 |
| EPN URGENT CARE NAPLES | 2 | 746 | 215 | 22% | 963 |
| LAB24 INC | 3 | 271 | 658 | 71% | 932 |
| NYU HOSPITALS CENTER CLINICAL LABORATORIES | | 902 | 21 | 2% | 923 |
| TEMPUS CLINICAL LABORATORY | 8 | 800 | 108 | 12% | 916 |
| COASTAL MED URGENT CARE | | 104 | 810 | 89% | 914 |
| TOM LEE COMMUNITY HEALTH CENTER | | 582 | 319 | 35% | 901 |
| QDX PATHOLOGY SERVICES | | 701 | 186 | 21% | 887 |
| VERITOR | | 783 | 101 | 11% | 884 |
| PATIENTS FIRST - THOMASVILLE ROAD | | 773 | 95 | 11% | 868 |
| MINUTECLINIC LLC # 0709 | | 757 | 111 | 13% | 868 |
| CAREFAST+ | | 691 | 133 | 16% | 824 |

COVID-19: testing by laboratory

Data through Nov 24, 2020 verified as of Nov 25, 2020 at 09:25 AM

Data in this report are provisional and subject to change.

The numbers in the table below represent the number of Florida and non-Florida residents for whom test results were received by the Department of Health. A person can be tested by more than one laboratory and can have both positive and negative results. **Therefore, the sum of the numbers in each column will be larger than the total number of people tested.**

| Reporting lab | Inconclusive | Negative | Positive | Percent positive | Total |
|---|--------------|----------|----------|------------------|-------|
| FLORIDA HOSPITAL ORLANDO | | 743 | 74 | 9% | 817 |
| ASCENSION ST VINCENT'S - CLAY | | 775 | 27 | 3% | 802 |
| BAYA PHARMACY & URGENT CARE | | 243 | 552 | 69% | 795 |
| NCF DIAGNOSTICS & DNA TECHNOLOGIES LAB | 26 | 657 | 109 | 14% | 792 |
| EMERALD COAST URGENT CARE | | 584 | 207 | 26% | 791 |
| PHAROS HEALTH | | 622 | 167 | 21% | 789 |
| AMELIA EXPRESS CARE | | 510 | 277 | 35% | 787 |
| ELLENTON URGENT CARE | | 572 | 208 | 27% | 780 |
| STEWART REFERENCE LABORATORY | 1 | 481 | 288 | 37% | 770 |
| NORTH FLORIDA PEDIATRICS-TALLAHASSEE | | 712 | 55 | 7% | 767 |
| COASTAL LABORATORIES | | 631 | 132 | 17% | 763 |
| MACDILL AIR FORCE BASE | | 707 | 51 | 7% | 758 |
| PHYSICIANS PRIMARY CARE | | 656 | 79 | 11% | 735 |
| HISTOPATHOLOGY SERVICES, LLC | | 652 | 82 | 11% | 734 |
| DYNIX DIAGNOSTICS | 2 | 520 | 205 | 28% | 727 |
| MINUTECLINIC LLC 5852 | | 602 | 117 | 16% | 719 |
| DISNEY COVID TEST SITE | | 703 | 8 | 1% | 711 |
| MINUTECLINIC LLC #3631 | | 595 | 115 | 16% | 710 |
| NONE | | 308 | 402 | 57% | 710 |
| LENCO MEDICAL LABORATORY | | 681 | 20 | 3% | 701 |
| US BIOTEK LABORATORIES | 3 | 531 | 163 | 23% | 697 |
| ARCPOINT LABS OF FORT MYERS | | 548 | 149 | 21% | 697 |
| NITE LITE PEDIATRICS | | 226 | 464 | 67% | 690 |
| PREMIER MEDICAL LABORATORY SERVICES | 1 | 463 | 220 | 32% | 684 |
| ADVENT HEALTH LAB - ORLANDO | | 425 | 251 | 37% | 676 |
| MINI ER ADULT AND PEDIATRIC URGENT CARE | | 574 | 98 | 15% | 672 |
| NATIONWIDE LABORATORY SERVICES INC | 42 | 535 | 82 | 12% | 659 |
| CENTRA CARE | | 422 | 236 | 36% | 658 |
| MEDFAST URGENT CARE CENTER | | 37 | 605 | 94% | 642 |
| DEPARTMENT OF CLINICAL LABS | | 631 | 7 | 1% | 638 |
| ADVENTHEALTH PROMPT CARE | | 414 | 223 | 35% | 637 |
| VENICE REGIONAL MEDICAL CENTER | | 550 | 81 | 13% | 631 |
| CARENOW URGENT CARE | | 436 | 190 | 30% | 626 |
| ADVENT HEALTH - DADE CITY | | 569 | 54 | 9% | 623 |
| DYNIX DIAGNOSTIX | | 525 | 93 | 15% | 618 |
| VAVA PARTNERS LLC | | 156 | 460 | 75% | 616 |
| BAY MEDICAL CENTER SACRED HEART HEALTH SYSTEM | | 474 | 141 | 23% | 615 |
| MAVERICK LABS | | 434 | 180 | 29% | 614 |
| DOCTORS TEST CENTERS | | 520 | 90 | 15% | 610 |
| NCH HEALTHCARE SYSTEM MICROBIOLOGY LAB | | 1 | 606 | 100% | 607 |
| PATIENTS FIRST - MAHAN DRIVE | | 164 | 434 | 73% | 598 |
| PROHEALTH | | 216 | 378 | 64% | 594 |
| DONALD W ROBERTSON DO PA | | 449 | 145 | 24% | 594 |
| BAPTIST HEALTH SOUTH FLORIDA - COUNTRY WALK URGENT CARE EXPRESS | | 522 | 70 | 12% | 592 |
| HOLIDAY CVS LLC DBA CVS PHARMACY #5155 | | 570 | 16 | 3% | 586 |
| ADVENT HEALTH CENTRA CARE - MOUNT DORA | | 276 | 310 | 53% | 586 |
| GESSLER CLINIC | | 220 | 363 | 62% | 583 |

COVID-19: testing by laboratory

Data through Nov 24, 2020 verified as of Nov 25, 2020 at 09:25 AM

Data in this report are provisional and subject to change.

The numbers in the table below represent the number of Florida and non-Florida residents for whom test results were received by the Department of Health. A person can be tested by more than one laboratory and can have both positive and negative results. **Therefore, the sum of the numbers in each column will be larger than the total number of people tested.**

| Reporting lab | Inconclusive | Negative | Positive | Percent positive | Total |
|--|--------------|----------|----------|------------------|-------|
| DOCTORS URGENT CARE LLC | | 505 | 78 | 13% | 583 |
| EXPRESS GENE MOLECULAR DIAGNOSTIC LABORATORY | | 2 | 570 | 100% | 572 |
| ADVENT HEALTH CENTRA CARE - WATERFORD LAKES | | 480 | 92 | 16% | 572 |
| POINT OF CARE TESTING SITE | | 549 | 18 | 3% | 567 |
| BAPTIST HEALTH SOUTH FLORIDA - KEY BISCANE URGENT CARE EXPRESS | | 495 | 65 | 12% | 560 |
| BAPTIST HEALTHCARE - JAY HOSPITAL | | 442 | 118 | 21% | 560 |
| EMPIRE CITY LABORATORIES INC | 2 | 484 | 72 | 13% | 558 |
| CAREFAST MURABELLA | | 483 | 69 | 13% | 552 |
| MC DIAGNOSTIC OF CONNECTICUT, PC #2220 | | 472 | 78 | 14% | 550 |
| SHELL POINT NURSING PAVILION | 1 | 546 | 1 | 0% | 548 |
| BAYFRONT HEALTH - CITRUS HILLS | | 483 | 65 | 12% | 548 |
| TYNDALL AIR FORCE BASE | | 450 | 95 | 17% | 545 |
| MEDEXPRESS URGENT CARE - ESTERO | | 471 | 71 | 13% | 542 |
| MICROGEN DX | | 161 | 376 | 70% | 537 |
| ST ANNES NURSING CENTER | | 532 | 4 | 1% | 536 |
| BAPTIST HEALTH - MD ANDERSON CANCER CENTER | | 522 | 3 | 1% | 525 |
| HOLY CROSS HOSPITAL LABORATORY | | | 522 | 100% | 522 |
| NAPLES URGENT CARE | 1 | 364 | 152 | 29% | 517 |
| VETERANS AFFAIRS MEDICAL CENTER - JAMES A HALEY | | | 510 | 100% | 510 |
| GENESIS MEDICAL LABORATORY | 9 | 363 | 137 | 27% | 509 |
| SOUTHEAST ALABAMA MEDICAL CENT | | 459 | 46 | 9% | 505 |
| GENESIS LABORATORY MANAGEMENT | 2 | 414 | 87 | 17% | 503 |
| ECCOLAB GROUP | 1 | 139 | 363 | 72% | 503 |
| ASCENSION SACRED HEART - GULF | | 399 | 102 | 20% | 501 |
| MOLECULAR INFECTIOUS DISEASES | | 491 | 7 | 1% | 498 |
| NCF DIAGNOSTICS & DNA TECHNOLOGIES | 15 | 187 | 295 | 59% | 497 |
| LAKE WALES MEDICAL CENTER INC | | 445 | 50 | 10% | 495 |
| Tampa Lakes Health and Rehabilitation Center | 2 | 433 | 60 | 12% | 495 |
| MANOR PINES CONVALESCENT CENTER LLC | 1 | 485 | 6 | 1% | 492 |
| SHORELINE PHYSICIAN GROUP | | 327 | 158 | 33% | 485 |
| PENSACOLA PEDIATRICS PA | | 409 | 73 | 15% | 482 |
| TENNESSEE DOH - NASHVILLE | 2 | 428 | 49 | 10% | 479 |
| FLAGLER HOSPITAL | 8 | 25 | 444 | 93% | 477 |
| GENE TOX WORLDWIDE | 28 | 391 | 57 | 12% | 476 |
| MINUTECLINIC LLC #4415 | | 398 | 78 | 16% | 476 |
| PALACE NURSING HOME & REHAB CENTER | | 474 | 1 | 0% | 475 |
| CVS HEALTH | | 342 | 131 | 28% | 473 |
| MOUNT SINAI LABORATORY | | 452 | 18 | 4% | 470 |
| DOCTOR'S MEMORIAL HOSPITAL | | 362 | 106 | 23% | 468 |
| STAGEZERO LIFE SCIENCES INC | 1 | 431 | 32 | 7% | 464 |
| SEBASTIAN RIVER MEDICAL CENTER | 1 | 368 | 89 | 19% | 458 |
| CHARLES AIESI CONSULTING INC | 1 | 423 | 33 | 7% | 457 |
| HOLMES REGIONAL MEDICAL CENTER | | 4 | 452 | 99% | 456 |
| PARAMOUNT URGENT CARE - WINDERMERE | | 342 | 107 | 24% | 449 |
| MINUTECLINIC, LLC DBA MINUTECLINIC #4717 | | 439 | 10 | 2% | 449 |
| DAVITA LABORATORY | | 398 | 48 | 11% | 446 |
| GULF COAST MOLECULAR LABORATORIES | 11 | 368 | 67 | 15% | 446 |

COVID-19: testing by laboratory

Data through Nov 24, 2020 verified as of Nov 25, 2020 at 09:25 AM

Data in this report are provisional and subject to change.

The numbers in the table below represent the number of Florida and non-Florida residents for whom test results were received by the Department of Health. A person can be tested by more than one laboratory and can have both positive and negative results. **Therefore, the sum of the numbers in each column will be larger than the total number of people tested.**

| Reporting lab | Inconclusive | Negative | Positive | Percent positive | Total |
|--|--------------|----------|----------|------------------|------------|
| PREMIER URGENT CARE OF BREVARD LLC | | 389 | 56 | 13% | 445 |
| VETERANS AFFAIRS MEDICAL CENTER - BAY PINES | | 15 | 429 | 97% | 444 |
| EUROFINS NTD, LLC | | 411 | 33 | 7% | 444 |
| CLARITY LABS | | 381 | 62 | 14% | 443 |
| PRIMARY CARE OF THE TREASURE COAST | | 394 | 48 | 11% | 442 |
| PARAMOUNT URGENT CARE - OVIEDO | | 274 | 167 | 38% | 441 |
| AVECINA MEDICAL JULINGTON | 1 | 240 | 189 | 44% | 430 |
| ST JOHN'S NURSING CENTER | | 425 | 3 | 1% | 428 |
| BAYFRONT HEALTH URGENT CARE LLC | | 375 | 47 | 11% | 422 |
| SMA SPECIALTY MEDICAL LAB | | 112 | 309 | 73% | 421 |
| GARCIA CLINICAL LABORATORY | | 28 | 390 | 93% | 418 |
| UNIVERSITY OF WEST FLORIDA STUDENT HEALTH SERVICES | | 337 | 78 | 19% | 415 |
| IGENOMIX USA LLC | 6 | 366 | 39 | 9% | 411 |
| MEMORIAL PEMBROKE 24/7 CARE CENTER | | 313 | 95 | 23% | 408 |
| JACKSON MEMORIAL LONG TERM CARE CENTER | | 406 | 1 | 0% | 407 |
| COASTAL PEDIATRIC GROUP | | 357 | 45 | 11% | 402 |
| JOHN KNOX VILLAGE HEALTH CENTER | | 390 | 3 | 1% | 393 |
| NORTH OKALOOSA MEDICAL CENTER | | 244 | 147 | 38% | 391 |
| Community_Health | | 314 | 77 | 20% | 391 |
| BARBER | | 13 | 377 | 97% | 390 |
| VITAE DIAGNOSTICS | | 379 | 9 | 2% | 388 |
| INTEGRITY LABORATORIES, LLC | 1 | 296 | 89 | 23% | 386 |
| NEW YORK HOSPITAL LABORATORIES | 1 | 375 | 10 | 3% | 386 |
| GULF COAST VILLAGE | | 375 | 6 | 2% | 381 |
| RIVER GARDEN HEBREW HOME FOR THE AGED | | 344 | 37 | 10% | 381 |
| NEW PLANT CITY FAMILY CARE | 1 | 195 | 183 | 48% | 379 |
| LEHIGH REGIONAL MEDICAL CENTER LAB | | 354 | 24 | 6% | 378 |
| THERADOC | | 152 | 225 | 60% | 377 |
| TACACHALE CLINICAL LABORATORY | | 363 | 13 | 3% | 376 |
| VILLA MARIA NURSING & REHAB CENTER INC | | 371 | 4 | 1% | 375 |
| ADVENT HEALTH CENTRA CARE - WINTER PARK | | 247 | 127 | 34% | 374 |
| INTERLACHEN PEDIATRICS | | 348 | 24 | 6% | 372 |
| MID-FLORIDA PATHOLOGY | | 291 | 80 | 22% | 371 |
| PARAMOUNT URGENT CARE - ORLANDO | | 235 | 129 | 35% | 364 |
| MEDONE URGENT CARE CENTER | | 149 | 215 | 59% | 364 |
| HENDRY REGIONAL MEDICAL CENTER | | 107 | 256 | 71% | 363 |
| FOUNTAIN MANOR HEALTH AND REHAB CENTER | 1 | 356 | 2 | 1% | 359 |
| KENDALL HEALTHCARE PROPERTIES DBA | | 357 | 1 | 0% | 358 |
| ENZO CLINICAL LABS INC | 1 | 346 | 10 | 3% | 357 |
| INFORM DIAGNOSTICS | | 349 | 6 | 2% | 355 |
| Victoria Nursing and Rehabilitation Center | | 351 | 3 | 1% | 354 |
| THE HEALTH CENTER OF PLANT CITY | | 349 | 4 | 1% | 353 |
| The Sands at South Beach | | 351 | | | 351 |
| BAYSHORE DIAGNOSTICS | | 309 | 37 | 11% | 346 |
| CENTRA CARE – SOUTH ORANGE | | 202 | 144 | 42% | 346 |
| ACCU REFERENCE MEDICAL LAB | | 140 | 205 | 59% | 345 |
| CONSULATE HEALTH CARE OF NEW PORT RICHEY | | 334 | 5 | 1% | 339 |

COVID-19: testing by laboratory

Data through Nov 24, 2020 verified as of Nov 25, 2020 at 09:25 AM

Data in this report are provisional and subject to change.

The numbers in the table below represent the number of Florida and non-Florida residents for whom test results were received by the Department of Health. A person can be tested by more than one laboratory and can have both positive and negative results. **Therefore, the sum of the numbers in each column will be larger than the total number of people tested.**

| Reporting lab | Inconclusive | Negative | Positive | Percent positive | Total |
|---|--------------|----------|----------|------------------|------------|
| NEW YORK PRESBYTERIAN - CUMC CLINICAL | | 324 | 14 | 4% | 338 |
| SELECT REFERENCE LABORATORIES, LLC | 1 | 325 | 11 | 3% | 337 |
| ADVENT HEALTH CENTRA CARE - PORT ORANGE | | 29 | 306 | 91% | 335 |
| SANTA ROSA MEDICAL GROUP | | 287 | 47 | 14% | 334 |
| PALM GARDEN OF OCALA | | 318 | 15 | 5% | 333 |
| SANFORD LABORATORIES | | 311 | 21 | 6% | 332 |
| CLEWISTON NURSING AND REHABILITATION CENTER | | 330 | | | 330 |
| MY CLINICAL LAB | | 225 | 95 | 30% | 320 |
| MINI ER AND URGENT CARE | | 214 | 106 | 33% | 320 |
| FLO-MEDILAB SERVICES | | 101 | 215 | 68% | 316 |
| NORTH FLORIDA PEDIATRICS - LAKE CITY | | 212 | 104 | 33% | 316 |
| PRIMARY CARE SERVICES AT INDIAN RIVER ESTATES | | 314 | 2 | 1% | 316 |
| MEDEXPRESS URGENT CARE CAPE CORAL | | 254 | 61 | 19% | 315 |
| LIFE CARE CENTER OF PENSACOLA | | 308 | 5 | 2% | 313 |
| C.W. BILL YOUNG VA MEDICAL CENTER | | 16 | 297 | 95% | 313 |
| FIU-HEALTH AUXILIARY LABORATORY | | 291 | 21 | 7% | 312 |
| GENESIS DIAGNOSTICS | | 221 | 90 | 29% | 311 |
| ADVENT HEALTH - TAMPA | | 110 | 201 | 65% | 311 |
| NCH HEALTHCARE BONITA | | 223 | 86 | 28% | 309 |
| LAUDERDALE NURSING CENTER LLC | 1 | 303 | 2 | 1% | 306 |
| GENESIS MEDICAL LABORATORY MIAMI FL. | | 83 | 222 | 73% | 305 |
| MANOR AT CARPENTERS | | 285 | 19 | 6% | 304 |
| ADVENT HEALTH CENTRA CARE - LEESBURG | | 13 | 290 | 96% | 303 |
| USAFSAM/PHE | | 173 | 128 | 43% | 301 |
| INDIAN RIVER MEDICAL CENTER | | 273 | 27 | 9% | 300 |
| WEST GABLES HEALTH CARE CENTER | | 292 | 6 | 2% | 298 |
| BALDWIN PEDIATRICS | 1 | 283 | 14 | 5% | 298 |
| CORE DIAGNOSTIC LABORATORIES LLC | | 220 | 77 | 26% | 297 |
| PENSACOLA PEDIATRICS | | 249 | 47 | 16% | 296 |
| WHITE WILSON MEDICAL CENTER | | 24 | 271 | 92% | 295 |
| UR MEDICINE LABS- CENTRAL LABORATORY | | 284 | 8 | 3% | 292 |
| COASTAL URGENT CARE | | 242 | 50 | 17% | 292 |
| TREE HOUSE PEDIATRICS | | 263 | 29 | 10% | 292 |
| MIDWAY SPECIALTY CARE CENTER | 3 | 174 | 113 | 39% | 290 |
| NORTHWEST MEDICAL CENTER CLINICAL LABORATORY | | 175 | 115 | 40% | 290 |
| HARTS HARBOR HEALTH CARE CENTER | | 289 | 1 | 0% | 290 |
| AUBURN UNIVERSITY MEDICAL CLINIC | | 227 | 62 | 21% | 289 |
| PARAMOUNT URGENT CARE | | 68 | 221 | 76% | 289 |
| NORTH SHORE LIJ URGENT CARE PC | | 281 | 7 | 2% | 288 |
| SIPARADIGM, DIAGNOSTIC INFORMATICS | | 273 | 15 | 5% | 288 |
| VITAS HEALTHCARE CORPORATION OF FLA | | 286 | 2 | 1% | 288 |
| LEE COUNTY EMERGENCY MEDICAL SERVICE | | 258 | 29 | 10% | 287 |
| VALENCIA HILLS HEALTH AND REHABILITATION CENTER | | 285 | 2 | 1% | 287 |
| Plantation Bay Rehabilitation Center | | 279 | 6 | 2% | 285 |
| VETERANS AFFAIRS MEDICAL CENTER - GAINESVILLE | | 2 | 282 | 99% | 284 |
| MEDSCAN LABORATORY INC | 1 | 158 | 124 | 44% | 283 |
| ST ANDREWS BAY SKILLED NURSING & | | 282 | | | 282 |

COVID-19: testing by laboratory

Data through Nov 24, 2020 verified as of Nov 25, 2020 at 09:25 AM

Data in this report are provisional and subject to change.

The numbers in the table below represent the number of Florida and non-Florida residents for whom test results were received by the Department of Health. A person can be tested by more than one laboratory and can have both positive and negative results. **Therefore, the sum of the numbers in each column will be larger than the total number of people tested.**

| Reporting lab | Inconclusive | Negative | Positive | Percent positive | Total |
|---|--------------|----------|----------|------------------|-------|
| PALM GARDEN OF PORT SAINT LUCIE | | 277 | 2 | 1% | 279 |
| LIFE CARE CENTER OF ORANGE PARK | | 277 | 1 | 0% | 278 |
| HILLCREST HEALTH CARE & REHABILITATION CENTER | | 276 | 2 | 1% | 278 |
| PRUITT HEALTH-SANTA ROSA | | 275 | 2 | 1% | 277 |
| BOCA BIOLISTICS REFERENCE LABORATORY | 2 | 185 | 90 | 32% | 277 |
| MEDEXPRESS FORT MYERS | | 209 | 67 | 24% | 276 |
| ED FRASER MEMORIAL HOSPITAL | | 211 | 64 | 23% | 275 |
| VETERANS AFFAIRS MEDICAL CENTER | | 38 | 237 | 86% | 275 |
| ADVENT HEALTH CENTRA CARE - LAKE MARY | | 82 | 193 | 70% | 275 |
| RUSKIN HEALTH CENTER | | 165 | 108 | 40% | 273 |
| BIOCEPT | | 257 | 16 | 6% | 273 |
| SANTA ROSA CENTER FOR REHABILITATION AND HEALING | | 270 | 3 | 1% | 273 |
| LIFE CARE CENTER OF OCALA | | 272 | | | 272 |
| CORAL TRACE HEALTH CARE☐ | | 268 | 1 | 0% | 269 |
| EDEN SPRINGS NURSING AND REHAB CENTER | | 259 | 9 | 3% | 268 |
| MELBOURNE MEDICAL LABORATORY☐ | | 202 | 66 | 25% | 268 |
| FLORIDA HOSPITAL WAUCHULA | | 171 | 97 | 36% | 268 |
| KEYS AHEC SCHOOL MEDICAL CLINIC | 3 | 238 | 26 | 10% | 267 |
| LAKELAND REGIONAL HEALTH SYSTEMS INC | | 2 | 265 | 99% | 267 |
| SPECIALTY HEALTH AND REHABILITATION CENTER | | 243 | 23 | 9% | 266 |
| WOODLANDS MEDICAL SPECIALISTS | | 220 | 43 | 16% | 263 |
| LIFE CARE CENTER OF HILLIARD | | 257 | 5 | 2% | 262 |
| BRIDGEWATER PARK HEALTH AND REHAB | | 257 | 3 | 1% | 260 |
| CLIFFORD CHESTER SIMS VA NURSING HOME | | 251 | 8 | 3% | 259 |
| The Manor at Blue Water Bay | | 256 | 2 | 1% | 258 |
| CONSULATE HEALTHCARE OF KISSIMMEE | | 247 | 11 | 4% | 258 |
| ADVENT HEALTH CENTRA CARE - TITUSVILLE | | 43 | 215 | 83% | 258 |
| FLORIDA WOMAN CARE LABORATORY LLC | | 232 | 26 | 10% | 258 |
| FLORIDA HOSPITAL MEDICAL GROUP | | 217 | 41 | 16% | 258 |
| FERNANDINA BEACH REHAB AND NURSING | | 257 | | | 257 |
| EMERALD SHORES HEALTH AND REHABILITATION | | 219 | 37 | 14% | 256 |
| LIFEBRITE | 1 | 112 | 143 | 56% | 256 |
| BALDOMERO LOPEZ STATE VETERANS NURSING HOME | 2 | 252 | | | 254 |
| HEALTH CENTER AT BRENTWOOD | 1 | 252 | 1 | 0% | 254 |
| FISHERMENS HOSPITAL CLINICAL LAB | | 238 | 15 | 6% | 253 |
| UHEALTH CLINIC AT WALGREENS | | 210 | 43 | 17% | 253 |
| NAVAL HOSPITAL - JACKSONVILLE | | 40 | 211 | 84% | 251 |
| DOCTORS URGENT CARE OF LUTZ LLC | | 183 | 68 | 27% | 251 |
| Crestview Rehabilitation Center | | 129 | 122 | 49% | 251 |
| ADVENT HEALTH CENTRA CARE - PALM COAST | | 36 | 215 | 86% | 251 |
| BIOCERNA LLC | 8 | 186 | 56 | 22% | 250 |
| INDIAN RIVER CTR, LLC | | 241 | 9 | 4% | 250 |
| QUALITOX LABORATORIES | | 105 | 144 | 58% | 249 |
| FLORIDA HOSPITAL HEARTLAND MED CTR LAKE PLACID | | 187 | 61 | 25% | 248 |
| AURORA DIAGNOSTICS BERNHARDT LABORATORIES PATHOLOGY SERVICE | | 190 | 57 | 23% | 247 |
| MINUTECLINIC LLC, #10357 | | 246 | 1 | 0% | 247 |
| SHELL POINT VILLAGE MEDICAL CENTER | | 246 | | | 246 |

COVID-19: testing by laboratory

Data through Nov 24, 2020 verified as of Nov 25, 2020 at 09:25 AM

Data in this report are provisional and subject to change.

The numbers in the table below represent the number of Florida and non-Florida residents for whom test results were received by the Department of Health. A person can be tested by more than one laboratory and can have both positive and negative results. **Therefore, the sum of the numbers in each column will be larger than the total number of people tested.**

| Reporting lab | Inconclusive | Negative | Positive | Percent positive | Total |
|---|--------------|----------|----------|------------------|-------|
| MARTIN MEMORIAL MEDICAL CENTER LAB | | 128 | 118 | 48% | 246 |
| SOLARIS HEALTHCARE CHARLOTTE HARBOR | | 241 | 5 | 2% | 246 |
| VILLAGE AT VIENNA SQUARE,THE | 6 | 239 | 1 | 0% | 246 |
| ADVENT HEALTH - CELEBRATION | | 233 | 12 | 5% | 245 |
| MEDICAL FP – WHOLE FAMILY HEALTH CENTER | | 239 | 4 | 2% | 243 |
| ROSEWOOD HEALTHCARE & REHABILITATION CENTER | | 239 | 4 | 2% | 243 |
| SOLARIS HEALTHCARE PALATKA | | 241 | 2 | 1% | 243 |
| MINUTECLINIC LLC #5069 | | 217 | 25 | 10% | 242 |
| JACKSON MEMORIAL PERDUE MEDICAL CENTER | | 233 | 6 | 3% | 239 |
| ADDICTION LABS OF AMERICA | 1 | 207 | 31 | 13% | 239 |
| HAINES CITY REHABILITATION AND NURSING CENTER | | 238 | 1 | 0% | 239 |
| MINUTECLINIC LLC #5249 | | 210 | 28 | 12% | 238 |
| GOOD SAMARITAN | | 236 | 1 | 0% | 237 |
| PHYSICIANS REGIONAL WALK-IN | | 173 | 63 | 27% | 236 |
| MED FAST URGENT CARE CENTER | | 4 | 231 | 98% | 235 |
| ASCEND CLINICAL | 2 | 228 | 5 | 2% | 235 |
| LIFE CARE CENTER OF NEW PORT RICHEY | | 220 | 13 | 6% | 233 |
| GOLDEN GLADES NURSING & REHABILITATION CTR | | 231 | | | 231 |
| NORTH FLORIDA REHABILITATION & SPECIALTY CARE | | 229 | 1 | 0% | 230 |
| SOLARIS HEALTHCARE PARKWAY | 1 | 228 | 1 | 0% | 230 |
| PRIMARY CARE SERVICES AT ST ANDREWS ESTATES | | 230 | | | 230 |
| Quest Diag Unspecifd | | 164 | 65 | 28% | 229 |
| KEY WEST HEALTH AND REHAB | 1 | 223 | 4 | 2% | 228 |
| PALMETTO SUBACUTE CARE CENTER | | 225 | 2 | 1% | 227 |
| ADVENT HEALTH CENTRA CARE - ALTAMONTE SPRINGS | | 136 | 91 | 40% | 227 |
| COVANCE CLINICAL RESEARCH UNIT INC | | 224 | 2 | 1% | 226 |
| BUENA VISTA URGENT CARE | | 195 | 31 | 14% | 226 |
| MEDICAL VB | | 206 | 18 | 8% | 224 |
| LEHIGH VALLEY GENOMICS | | | 224 | 100% | 224 |
| THE PRESERVE | | 224 | | | 224 |
| BAPTIST HEALTH EMERGENCY CENTER AT WEST CORAL WAY | | 173 | 50 | 22% | 223 |
| ST JUDE CHILDREN'S RESEARCH HOSPITAL | | 208 | 12 | 5% | 220 |
| SIGNATURE HEALTHCARE OF BROOKWOOD GARDENS | | 219 | | | 219 |
| NORTH FLORIDA PEDIATRICS PA - SUWANNEE | | 164 | 55 | 25% | 219 |
| LAKE PORT SQUARE | | 200 | 13 | 6% | 213 |
| POCONO MEDICAL CENTER | | 212 | | | 212 |
| AVELLINO LAB USA, INC | 1 | 206 | 5 | 2% | 212 |
| Marshall Health and Rehabilitation Center | | 207 | 2 | 1% | 209 |
| MINI ER WATERFORD LAKES, THE | | 187 | 20 | 10% | 207 |
| VETERANS AFFAIRS MEDICAL CENTER - LAKE CITY | | 52 | 154 | 75% | 206 |
| FORT MYERS INTERNAL MEDICINE, LLC | | 187 | 19 | 9% | 206 |
| QUICK CARE MED PL | 2 | 189 | 15 | 7% | 206 |
| SHORE ACRES CARE CENTER | | 199 | 6 | 3% | 205 |
| VITAS LUTHERAN TOWERS INPATIENT PROGRAM | | 203 | 1 | 0% | 204 |
| OCEAN VIEW NURSING AND REHAB CENTER | | 196 | 8 | 4% | 204 |
| APP-UNIPATH, LLC | 1 | 193 | 9 | 4% | 203 |
| HOMESTEAD VILLAGE | | 199 | 2 | 1% | 201 |

COVID-19: testing by laboratory

Data through Nov 24, 2020 verified as of Nov 25, 2020 at 09:25 AM

Data in this report are provisional and subject to change.

The numbers in the table below represent the number of Florida and non-Florida residents for whom test results were received by the Department of Health. A person can be tested by more than one laboratory and can have both positive and negative results. **Therefore, the sum of the numbers in each column will be larger than the total number of people tested.**

| Reporting lab | Inconclusive | Negative | Positive | Percent positive | Total |
|---|--------------|----------|----------|------------------|-------|
| CONSULATE HEALTH CARE OF WINTER HAVEN | | 201 | | | 201 |
| VAMC WEST PALM LAB | | 5 | 196 | 98% | 201 |
| DOH – INDIAN RIVER | | 167 | 33 | 17% | 200 |
| BUREAU OF CLINICAL LABORATORIES | | 164 | 36 | 18% | 200 |
| COMMUNITY HEALTH CENTERS OF PINELLAS, INC. | | 3 | 197 | 99% | 200 |
| LAKE EUSTIS HEALTH AND REHABILITATION CENTER | | 200 | | | 200 |
| SOUTHERN OAKS CARE CENTER | 1 | 196 | 2 | 1% | 199 |
| Point of Care Testing | 1 | 81 | 117 | 59% | 199 |
| PATHGROUP LABS LLC | | 94 | 104 | 53% | 198 |
| FAST TRACK URGENT CARE CENTER | | 1 | 195 | 99% | 196 |
| CHIPOLA HEALTH AND REHAB | | 189 | 6 | 3% | 195 |
| MALABAR/ADVENT CENTRA CARE | | 25 | 170 | 87% | 195 |
| PARKS HEALTHCARE & REHABILITATION CTR | 4 | 191 | | | 195 |
| Taylor Care Center | | 193 | 2 | 1% | 195 |
| MOORINGS PARK INSTITUTE, INC, THE | | 192 | 3 | 2% | 195 |
| FULGENT GENETICS | 2 | 160 | 33 | 17% | 195 |
| FAST TRACK URGENT CARE CENTER - CARROLLWOOD | | 1 | 193 | 99% | 194 |
| PALM GARDEN OF GAINESVILLE | 2 | 188 | 2 | 1% | 192 |
| MEDONE URGENT CARE AT ST. AUGUSTINE | | 58 | 134 | 70% | 192 |
| LIFE CARE PONTE VEDRA INC | | 190 | 2 | 1% | 192 |
| MINUTECLINIC LLC #7886 | | 181 | 11 | 6% | 192 |
| HARDEE MANOR HEALTH CARE CENTER | 1 | 189 | 1 | 1% | 191 |
| MAYFLOWER ASSISTED LIVING | | 190 | | | 190 |
| MINUTECLINIC LLC #3463 | | 165 | 25 | 13% | 190 |
| CLIFFORD CHESTER SIMS STATE VETERANS | | 188 | 1 | 1% | 189 |
| BENTON PEDIATRICS INC | | 170 | 18 | 10% | 188 |
| SUNRISE DIAGNOSTIC LABORATORY | | 134 | 53 | 28% | 187 |
| PROTEUS MOLECULAR AND CLINICAL LAB | 1 | 144 | 41 | 22% | 186 |
| RAINBOW RIVER MEDICAL LABORATORY | | 165 | 21 | 11% | 186 |
| GRAND COURT TAMPA | | 186 | | | 186 |
| MINUTECLINIC LLC #5253 | | 173 | 13 | 7% | 186 |
| PLANTATION NURSING & REHAB CENTER | | 186 | | | 186 |
| BAY VILLAGE OF SARASOTA INC | | 184 | 1 | 1% | 185 |
| MANOR CARE HEALTH SERVICES - FT MYERS | | 184 | 1 | 1% | 185 |
| PATIENTS FIRST LAKE ELLA MEDICAL CENTER | | 169 | 16 | 9% | 185 |
| ST. JAMES BAY HEALTH AND REHABILITATION CENTER | | 183 | 1 | 1% | 184 |
| PARAMOUNT URGENT CARE VILLAGES | | 128 | 56 | 30% | 184 |
| MEDEXPRESS URGENT CARE - VERO BEACH | | 96 | 88 | 48% | 184 |
| FLORIDA CLINICAL LABORATORY-BIOREFERENCE LABORATORIES | | 61 | 121 | 66% | 182 |
| DOCTORS URGENT CARE | | 114 | 68 | 37% | 182 |
| TREASURE COAST COMMUNITY HEALTH | 2 | 162 | 18 | 10% | 182 |
| ROSEN MEDICAL CENTER | | 166 | 15 | 8% | 181 |
| ASAP LAB LLC | | 95 | 86 | 48% | 181 |
| BLOCK, NATION, CHASE, AND SMOLEN FAMILY MEDICINE | | 131 | 47 | 26% | 178 |
| CONSULATE HEALTHCARE OF VERO BEACH | 10 | 159 | 9 | 5% | 178 |
| FAIRWAY OAKS CENTER LLC | 4 | 169 | 2 | 1% | 175 |
| CENTRA CARE – AZALEA PARK | | 98 | 76 | 44% | 174 |

COVID-19: testing by laboratory

Data through Nov 24, 2020 verified as of Nov 25, 2020 at 09:25 AM

Data in this report are provisional and subject to change.

The numbers in the table below represent the number of Florida and non-Florida residents for whom test results were received by the Department of Health. A person can be tested by more than one laboratory and can have both positive and negative results. **Therefore, the sum of the numbers in each column will be larger than the total number of people tested.**

| Reporting lab | Inconclusive | Negative | Positive | Percent positive | Total |
|--|--------------|----------|----------|------------------|-------|
| GATEWAY/ADVENT CENTRA CARE | | 2 | 172 | 99% | 174 |
| NEO GENOMICS - FORT MYERS | 1 | 169 | 4 | 2% | 174 |
| Consulate Health Care of St. Petersburg | | 174 | | | 174 |
| PALM GARDEN OF VERO BEACH | | 171 | 2 | 1% | 173 |
| TUSKAWILLA NURSING AND REHAB CENTER | 2 | 168 | 3 | 2% | 173 |
| BLOUNTSTOWN REHABILITATION CENTER LLC | | 166 | 6 | 3% | 172 |
| HERON POINTE HEALTH AND REHABILITATION | | 171 | | | 171 |
| ADVENT HEALTH CENTRA CARE - ORMOND BEACH | | 63 | 108 | 63% | 171 |
| WILLISTON CARE CENTER | | 170 | | | 170 |
| ADVENT HEALTH CENTRA CARE - WESLEY CHAPEL | | 4 | 166 | 98% | 170 |
| ORANGE COUNTY HEALTH DEPT | | 163 | 7 | 4% | 170 |
| PREMIER PLACE AT THE GLENVIEW | | 165 | 5 | 3% | 170 |
| DIAMOND RIDGE HEALTH AND REHABILITATION CENTER | | 169 | 1 | 1% | 170 |
| ST JAMES HEALTH AND REHABILITATION CENTER | | 169 | 1 | 1% | 170 |
| PANAMA CITY DEVELOPMENTAL CENTER□ | | 168 | | | 168 |
| GANDY CROSSING CARE CENTER | | 161 | 6 | 4% | 167 |
| PCB CLINIC | | 122 | 44 | 27% | 166 |
| TIERRA PINES CENTER | | 165 | 1 | 1% | 166 |
| FLORIDA GULF COAST UNIVERSITY | | 35 | 131 | 79% | 166 |
| ELLENTON PEDIATRICS | | 150 | 15 | 9% | 165 |
| DOCTORS CENTER,THE | | 137 | 28 | 17% | 165 |
| NIGHT LITE PEDIATRICS WINTER GARDEN | | 142 | 22 | 13% | 164 |
| ADVENT HEALTH CENTRA CARE - OVIEDO | | 63 | 101 | 62% | 164 |
| RICARDO NAVARRO DO PA | | 154 | 10 | 6% | 164 |
| ADVENT HEALTH CENTRA CARE - DAYTONA BEACH | | 89 | 74 | 45% | 163 |
| POLK COUNTY HEALTH DEPARTMENT | | 147 | 16 | 10% | 163 |
| BRADENTON HEALTH CARE | | 163 | | | 163 |
| USA HEALTH UNIVERSITY HOSPITAL CLINICAL LABORATORY | 1 | 159 | 2 | 1% | 162 |
| ACCESS POINT HEALTHCARE URGENT & PRIMARY CARE | | 111 | 51 | 31% | 162 |
| TIDE LABORATORIES | | 135 | 27 | 17% | 162 |
| VILLAGE DOCTORS FAMILY MEDICAL CENTER OF | | 136 | 25 | 16% | 161 |
| ROSEWOOD HEALTH AND REHABILITATION CENTER | | 155 | 5 | 3% | 160 |
| BAY BREEZE SENIOR LIVING AND REHABILITATION CENTER | | 160 | | | 160 |
| GREENBRIAR REHABILITATION AND NURSING CENTER | 1 | 159 | | | 160 |
| ANY LAB TEST NOW | 1 | 89 | 69 | 43% | 159 |
| BROWNWOOD CARE CENTER | | 145 | 14 | 9% | 159 |
| HEALTH FIRST - HOLMES REGIONAL MEDICAL CENTER | | 1 | 158 | 99% | 159 |
| HARBOUR HEALTH CENTER | | 156 | 2 | 1% | 158 |
| WUESTHOFF REF LABORATORY | | | 158 | 100% | 158 |
| BAPTIST HEALTH PRIMARY CARE | 1 | 132 | 25 | 16% | 158 |
| LUTHERAN HAVEN | | 155 | 2 | 1% | 157 |
| LabCorp (Non-Interfaced) | 1 | 85 | 71 | 45% | 157 |
| ARCHER HEALTH VENTURES, LLC | | 156 | | | 156 |
| TGH | | 1 | 155 | 99% | 156 |
| THE MANOR AT CARPENTERS | | 124 | 32 | 21% | 156 |
| PRUITT HEALTH | | 153 | 2 | 1% | 155 |
| PALM GARDEN OF JACKSONVILLE□ | | 152 | 3 | 2% | 155 |

COVID-19: testing by laboratory

Data through Nov 24, 2020 verified as of Nov 25, 2020 at 09:25 AM

Data in this report are provisional and subject to change.

The numbers in the table below represent the number of Florida and non-Florida residents for whom test results were received by the Department of Health. A person can be tested by more than one laboratory and can have both positive and negative results. **Therefore, the sum of the numbers in each column will be larger than the total number of people tested.**

| Reporting lab | Inconclusive | Negative | Positive | Percent positive | Total |
|--|--------------|----------|----------|------------------|-------|
| TIMBERRIDGE NURSING HOME & REHAB | | 123 | 32 | 21% | 155 |
| UNIVERSITY OF TAMPA STUDENT HEALTH AND SHC CLINICAL LABORATORY | | 32 | 123 | 79% | 155 |
| LABORATORY SPECIALISTS OF MICHIGAN | | 19 | 134 | 88% | 153 |
| TRI COUNTY NURSING HOME | | 151 | 1 | 1% | 152 |
| ORCHARD PARK HEALTH & REHABILITATION | | 152 | | | 152 |
| LYNN HAVEN SPORTS COMPLEX-WALKON CLINIC | | 18 | 134 | 88% | 152 |
| CONSULATE HEALTH CARE OF BAYONET POINT | 3 | 146 | 1 | 1% | 150 |
| LIFE CARE CENTER AT WELLS CROSSING | | 137 | 13 | 9% | 150 |
| W FRANK WELLS NURSING HOME | | 142 | 8 | 5% | 150 |
| ROLLINS COLLEGE WELLNESS CENTER | | 35 | 114 | 77% | 149 |
| PALMS OF SEBRING | | 138 | 11 | 7% | 149 |
| BROOKSVILLE HEALTHCARE CENTER LLC | | 148 | 1 | 1% | 149 |
| DIAMOND RIDGE | | 147 | 1 | 1% | 148 |
| ADVENT HEALTH CENTRA CARE - ST. CLOUD | | 131 | 15 | 10% | 146 |
| LEE HEALTH CONVENIENT CARE - PAGE FIELD | | 113 | 33 | 23% | 146 |
| MEDFAST URGENT CARE - ROCKLEDGE | | 25 | 121 | 83% | 146 |
| SPRINGTREE REHAB & HEALTH CARE CENTER | | 146 | | | 146 |
| PARKLANDS FACILITY INC | 1 | 144 | | | 145 |
| BOND AND STEELE CLINIC PA | | 39 | 106 | 73% | 145 |
| MINUTECLINIC LLC #5854 | | 128 | 17 | 12% | 145 |
| CITRUS NURSING CENTER LLC | | 140 | 4 | 3% | 144 |
| Bayside Care Center | 1 | 139 | 4 | 3% | 144 |
| PRECISION HEALTH RESOURCES, LLC | 1 | 131 | 11 | 8% | 143 |
| SIGNATURE HEALTHCARE OF NORTH FLORIDA | | 140 | 2 | 1% | 142 |
| PALMETTTO FACILITY INC | 1 | 140 | | | 141 |
| FAWCETT MEMORIAL HOSPITAL-LAB | | 39 | 102 | 72% | 141 |
| ENGLEWOOD HEALTHCARE AND REHABILITATION CENTER | | 141 | | | 141 |
| BAPTIST PRIMARY CARE | | 121 | 20 | 14% | 141 |
| HOSPITAL FOR SPECIAL SURGERY | | 140 | 1 | 1% | 141 |
| VETERANS AFFAIRS MEDICAL CENTER - MIAMI | | | 140 | 100% | 140 |
| BEAR CREEK NURSING CENTER | | 138 | | | 138 |
| ADVENT HEALTH CENTRA CARE - CARROLLWOOD | | 1 | 137 | 99% | 138 |
| AMERICAN PATHOLOGY PARTNERS | | 136 | 1 | 1% | 137 |
| SPECTOR SCIENTIFIC LAB | 1 | 33 | 103 | 75% | 137 |
| CREEKSIDE CARE CENTER | | 116 | 21 | 15% | 137 |
| PPC-LAB EDI ORCHARD BI | | 129 | 8 | 6% | 137 |
| MANOR AT BLUEWATER BAY | | 131 | 5 | 4% | 136 |
| IRL MARKET LAB ALACHUA | | 104 | 31 | 23% | 135 |
| PALM GARDEN OF WEST PALM BEACH | | 123 | 12 | 9% | 135 |
| Life Care Center of Punta Gorda | 1 | 130 | 4 | 3% | 135 |
| Abbey Delray | | 135 | | | 135 |
| CITRUS HEALTH AND REHAB | | 116 | 19 | 14% | 135 |
| BAYFRONT HEALTH MEDICAL GROUP | | 106 | 28 | 21% | 134 |
| NADAL PEDIATRICS - VICTORIA STREET (3385) | | 116 | 18 | 13% | 134 |
| TAMARAC REHABILITATION & HEALTH CENTER | | 134 | | | 134 |
| DOCTORS MEMORIAL FAMILY MEDICINE | 2 | 92 | 40 | 30% | 134 |
| PARAMOUNT URGENT CARE - CLERMONT | | 106 | 28 | 21% | 134 |

COVID-19: testing by laboratory

Data through Nov 24, 2020 verified as of Nov 25, 2020 at 09:25 AM

Data in this report are provisional and subject to change.

The numbers in the table below represent the number of Florida and non-Florida residents for whom test results were received by the Department of Health. A person can be tested by more than one laboratory and can have both positive and negative results. **Therefore, the sum of the numbers in each column will be larger than the total number of people tested.**

| Reporting lab | Inconclusive | Negative | Positive | Percent positive | Total |
|---|--------------|----------|----------|------------------|-------|
| NSPIRE HEALTHCARE LAUDERHILL | | 132 | 2 | 1% | 134 |
| PORT ST LUCIE REHABILITATION AND HEALTHCARE | | 98 | 35 | 26% | 133 |
| Destin Healthcare and Rehabilitation Center | | 132 | 1 | 1% | 133 |
| URGENT CARE OF THE PALM BEACHES | | 2 | 130 | 98% | 132 |
| PALM BEACH COUNTY HEALTH DEPT LAB | 1 | 129 | 2 | 2% | 132 |
| TALLAHASSEE NHHI LLC | | 131 | 1 | 1% | 132 |
| HARDEE COUNTY HEALTH DEPARTMENT | | 104 | 28 | 21% | 132 |
| INTEGRATED REGIONAL LABORATORIES | | 119 | 12 | 9% | 131 |
| MEDEXPRESS URGENT CARE LEHIGH ACRES | | 86 | 45 | 34% | 131 |
| AZALEA TRACE | | 127 | 4 | 3% | 131 |
| URGENT CARE OF THE PALM BEACHES, NORTH PALM BEACH | | | 130 | 100% | 130 |
| MEMPHIS PATHOLOGY LABORATORY | 1 | 124 | 5 | 4% | 130 |
| MANOR OAKS NURSING & REHAB CENTER | | 129 | 1 | 1% | 130 |
| HEALTHY STEPS PEDIATRICS | | 117 | 13 | 10% | 130 |
| ADVENT HEALTH CENTRA CARE - DELAND | | 28 | 101 | 78% | 129 |
| RULEME CENTER | 1 | 127 | 1 | 1% | 129 |
| KEYSTONE REHAB | | 129 | | | 129 |
| CONSULATE HEALTH CARE OF MELBOURNE | | 129 | | | 129 |
| REHABILITATION CENTER OF LAKE CITY | | 127 | 2 | 2% | 129 |
| LABORATORY OF FLORIDA | | 80 | 49 | 38% | 129 |
| BMHSI-AEL MICROBIOLOGY LABORATORY | 2 | 102 | 25 | 19% | 129 |
| BAYVIEW CENTER | | 127 | 1 | 1% | 128 |
| CENTRACARE | | 17 | 111 | 87% | 128 |
| MEDFAST URGENT CARE - MELBOURNE | | | 128 | 100% | 128 |
| SIGNATURE HEALTHCARE AT THE COURTYARD | | 94 | 34 | 27% | 128 |
| GENE BY GENE | | 61 | 66 | 52% | 127 |
| FORT WALTON REHABILITATION CENTER | | 94 | 33 | 26% | 127 |
| The Inn at Sarasota Bay Club | | 126 | 1 | 1% | 127 |
| ORLANDO HEALTH EMERGENCY DEPARTMENT | | 120 | 7 | 6% | 127 |
| MANDARIN PEDIATRICS | | 123 | 4 | 3% | 127 |
| CAYUGA MEDICAL CENTER AT ITHACA | | 122 | 3 | 2% | 125 |
| Signature HealthCare Center of Waterford | | 122 | 2 | 2% | 124 |
| HOMESTEAD MANOR | | 123 | 1 | 1% | 124 |
| ALL SEASONS NAPLES LLC | | 124 | | | 124 |
| THE CLUB AND REHABILITATION CENTER | | 123 | 1 | 1% | 124 |
| AVENTURA REHAB AND NURSING CENTER | | 123 | | | 123 |
| ADVENT HEALTH CENTRA CARE - LONGWOOD | | 22 | 101 | 82% | 123 |
| REFUAH HEALTH CENTER LABORATORY | | 120 | 3 | 2% | 123 |
| FORT PIERCE HEALTH CARE | | 123 | | | 123 |
| WOMEN'S CARE FLORIDA LABORATORY | | 120 | 3 | 2% | 123 |
| BREVARD HEALTH ALLIANCE | | 5 | 118 | 96% | 123 |
| JACKSONVILLE BEACH PEDIATRIC CARE CENTER | | 115 | 7 | 6% | 122 |
| Consulate Health Care of North Fort Myers | | 122 | | | 122 |
| LIFE CARE CENTER OF ALTAMONTE SPRINGS | | 102 | 20 | 16% | 122 |
| ADVENT HEALTH CENTRA CARE -WINTER PARK KIDS URGENT CARE | | 63 | 59 | 48% | 122 |
| REHABILITATION CENTER AT PARK PLACE | | 122 | | | 122 |
| HUNT CLUB PEDIATRIC ASSOCIATES, P.A. | | 103 | 18 | 15% | 121 |

COVID-19: testing by laboratory

Data through Nov 24, 2020 verified as of Nov 25, 2020 at 09:25 AM

Data in this report are provisional and subject to change.

The numbers in the table below represent the number of Florida and non-Florida residents for whom test results were received by the Department of Health. A person can be tested by more than one laboratory and can have both positive and negative results. **Therefore, the sum of the numbers in each column will be larger than the total number of people tested.**

| Reporting lab | Inconclusive | Negative | Positive | Percent positive | Total |
|---|--------------|----------|----------|------------------|-------|
| HEATHER HILL HEALTHCARE CENTER | | 117 | 4 | 3% | 121 |
| PALM BAY HOSPITAL | | 3 | 118 | 98% | 121 |
| ALLSOUTH URGENT CARE | | | 121 | 100% | 121 |
| PARKVIEW HEALTH | | 121 | | | 121 |
| GRAVITY DIAGNOSTICS, LLC | | 35 | 86 | 71% | 121 |
| COMMUNITY HEALTH AND REHABILITATION CENTER | | 116 | 4 | 3% | 120 |
| PRECISION HEALTH RESOURCES LLC | | 95 | 25 | 21% | 120 |
| MILLENNIUM LAB SERVICES | | | 120 | 100% | 120 |
| GENETWORKX | | 16 | 103 | 87% | 119 |
| ADVANCED MEDICAL CENTER | | 86 | 33 | 28% | 119 |
| GROWING TOGETHER PEDIATRICS LLC | | 115 | 4 | 3% | 119 |
| TRI-COUNTY NURSING HOME | | 114 | 4 | 3% | 118 |
| MATHISON RETIREMENT COMMUNITY | | 114 | 4 | 3% | 118 |
| MEDFAST URGENT CARE CENTER - TITUSVILLE | | | 117 | 100% | 117 |
| FLORIDA DEPARTMENT OF HEALTH | | 100 | 16 | 14% | 116 |
| MANOR CARE NURSING CENTER OF SARASOTA FL LLC | | 112 | 3 | 3% | 115 |
| BAYSIDE HEALTH AND REHABILITATION CENTER | | 115 | | | 115 |
| WILLOW BROOKE COURT AT INDIAN RIVER ESTATES | | 113 | 1 | 1% | 114 |
| SABAL PALMS HEALTH AND REHAB | | 78 | 36 | 32% | 114 |
| NEIGHBORHOOD MEDICAL CENTER | | 108 | 5 | 4% | 113 |
| MICHAEL A MIDDLETON MD PA | | 112 | 1 | 1% | 113 |
| MEDIPATH | | 4 | 109 | 96% | 113 |
| ADVENT HEALTH CENTRA CARE - COLONIAL TOWN | | 66 | 47 | 42% | 113 |
| TERRACES OF LAKE WORTH CARE CENTER | | 112 | | | 112 |
| ALLIED HEALTH FORT PIERCE | | 112 | | | 112 |
| STARKE FAMILY MEDICAL CENTER | | 99 | 13 | 12% | 112 |
| FHMG-FLORIDA HOSPITAL MEDICAL GROUP | | 93 | 19 | 17% | 112 |
| AMERICAN FINNISH NURSING HOME | 1 | 111 | | | 112 |
| COASTAL HEALTH AND REHAB | | 110 | 2 | 2% | 112 |
| PALM GARDEN OF TAMPA | | 111 | | | 111 |
| ELMHURST HOSPITAL CENTER | 1 | 107 | 3 | 3% | 111 |
| COCOA BEACH/ADVENT CENTRA | | 6 | 104 | 95% | 110 |
| MATHISON RETIREMENT COMMUNITY, INC | | 110 | | | 110 |
| ADVENT HEALTH CENTRA CARE - UNIVERSITY | | 15 | 95 | 86% | 110 |
| LONGWOOD HEALTH AND REHABILITATION CENTER | | 103 | 6 | 6% | 109 |
| GOOD SAMARITAN SOCIETY-DAYTONA | | 108 | 1 | 1% | 109 |
| HILLSBOROUGH COUNTY DEVELOPMENTAL CTR | 1 | 108 | | | 109 |
| PADDOCK RIDGE | | 108 | | | 108 |
| UNITED CLINICAL LABORATORIES | | 106 | 2 | 2% | 108 |
| MEDFAST URGENT CARE CENTER - SARNO | | | 108 | 100% | 108 |
| LAB CORP | 1 | 67 | 40 | 37% | 108 |
| PALM GARDEN OF AVENTURA | | 108 | | | 108 |
| AMERICAN RESEARCH LABS | | 4 | 103 | 96% | 107 |
| BAYFRONT HEALTH ER PINELLAS PARK | 1 | 70 | 36 | 34% | 107 |
| GRAND OAKS HEALTH & REHABILITATION | | 106 | | | 106 |
| MYTEST DIAGNOSTICS | | 103 | 3 | 3% | 106 |
| NORTH FLORIDA/SOUTH GEORGA VETERANS HEALTH SYSTEM | | | 105 | 100% | 105 |

COVID-19: testing by laboratory

Data through Nov 24, 2020 verified as of Nov 25, 2020 at 09:25 AM

Data in this report are provisional and subject to change.

The numbers in the table below represent the number of Florida and non-Florida residents for whom test results were received by the Department of Health. A person can be tested by more than one laboratory and can have both positive and negative results. **Therefore, the sum of the numbers in each column will be larger than the total number of people tested.**

| Reporting lab | Inconclusive | Negative | Positive | Percent positive | Total |
|---|--------------|----------|----------|------------------|-------|
| SUWANNEE VALLEY NURSING CENTER | | 105 | | | 105 |
| ADVENT HEALTH CENTRA CARE - BRANDON | | 29 | 75 | 72% | 104 |
| ARCPPOINT LABS OF CORAL SPRINGS FL | | 94 | 10 | 10% | 104 |
| BAY VIEW HEALTHCARE | | 85 | 19 | 18% | 104 |
| ARTHREX MEDICAL CENTER | | 38 | 66 | 63% | 104 |
| ADVENT HEALTH CENTRA CARE - SANFORD | | 28 | 75 | 73% | 103 |
| HEART OF FLORIDA REGIONAL MED CTR | | 32 | 71 | 69% | 103 |
| UNIVERSITY MEDICAL CENTER SUITES | | 90 | 12 | 12% | 102 |
| MINUTECLINIC DIAGNOSTIC OF RHODE ISLAND, LLC #729 | | 98 | 4 | 4% | 102 |
| MIDWAY SPECIATLY CARE CENTER | | 52 | 49 | 49% | 101 |
| GRAVITY DIAGNOSTICS | | 41 | 60 | 59% | 101 |
| GLADES HEALTH CARE CENTER | | 101 | | | 101 |
| CENTRA CARE - HUNTER'S CREEK | | 46 | 55 | 54% | 101 |
| EVANS HEALTH CARE | | 99 | 2 | 2% | 101 |
| CAPE CANAVERAL HOSPITAL | | | 100 | 100% | 100 |
| LabCorp L#09258090 M#09258105 | | 66 | 34 | 34% | 100 |
| TUSCAN GARDENS OF VENETIA MANAGEMENT COMPANY | | 99 | 1 | 1% | 100 |
| PROHEALTH MEDICAL CLINIC | | 1 | 98 | 99% | 99 |
| FL HUD DESTIN, LLC D/B/A GRAND BOULEVARD HEALTH | | 99 | | | 99 |
| ARCADIA HEALTH AND REHABILITATION CENTER | | 99 | | | 99 |
| CARENOW URGENT CARE – FORT PIERCE | | 86 | 13 | 13% | 99 |
| Consulate Healthcare of West Palm Beach | | 96 | 3 | 3% | 99 |
| CLINICAL PATHOLOGY LABS | | 1 | 98 | 99% | 99 |
| PROVIDENCE HOSPITAL LABORATORY | | 93 | 5 | 5% | 98 |
| SHOAL CREEK REHABILITATION CENTER | | 71 | 27 | 28% | 98 |
| CENTRAL FLORIDA HEALTH CARE | | 46 | 52 | 53% | 98 |
| DOCTOR'S IN HOUSE LABORATORY | | 12 | 86 | 88% | 98 |
| PEDIATRICS OF CENTRAL FLORIDA PA | 3 | 90 | 5 | 5% | 98 |
| CARENOW | 1 | 64 | 33 | 34% | 98 |
| FLORIDA COMMUNITY HEALTH CENTERS INC | | | 97 | 100% | 97 |
| COQUINA CENTER | | 96 | 1 | 1% | 97 |
| POINT WASHINGTON MEDICAL CLINIC | | 1 | 96 | 99% | 97 |
| SILVERCREST HEALTH AND REHABILITATION CENTER | 1 | 94 | 2 | 2% | 97 |
| OPTUM LABS LLC | | 50 | 47 | 48% | 97 |
| HEALTH CENTERS AT BRENTWOOD | | 96 | 1 | 1% | 97 |
| ADVENT HEALTH CENTRA CARE | | 1 | 95 | 99% | 96 |
| BAYSHORE MEMORY CARE | | 96 | | | 96 |
| MINUTECLINIC LLC #5190 | | 87 | 9 | 9% | 96 |
| MOBILE INFIRMARY MED CENTER PATH LAB | | 86 | 10 | 10% | 96 |
| ASTON GARDENS AT PELICAN MARSH | | 94 | 1 | 1% | 95 |
| THE TERRACE OF KISSIMMEE | | 80 | 15 | 16% | 95 |
| renaissance health and rehabilitation center | | 95 | | | 95 |
| HOPE HOSPICE AND COMMUNITY SERVICES INC | 1 | 91 | 3 | 3% | 95 |
| GLOBAL CENTRAL LABS AT PPD | 2 | 87 | 6 | 6% | 95 |
| PALM GARDEN OF CLEARWATER | | 90 | 4 | 4% | 94 |
| CHATHAM GLEN HEALTHCARE AND REHABILITATION CENTER | | 94 | | | 94 |
| HMA SANTA ROSA MEDICAL CENTER LLC DBA | | 87 | 7 | 7% | 94 |

COVID-19: testing by laboratory

Data through Nov 24, 2020 verified as of Nov 25, 2020 at 09:25 AM

Data in this report are provisional and subject to change.

The numbers in the table below represent the number of Florida and non-Florida residents for whom test results were received by the Department of Health. A person can be tested by more than one laboratory and can have both positive and negative results. **Therefore, the sum of the numbers in each column will be larger than the total number of people tested.**

| Reporting lab | Inconclusive | Negative | Positive | Percent positive | Total |
|---|--------------|----------|----------|------------------|-------|
| DIAGNOSTIC SOLUTIONS | | 3 | 91 | 97% | 94 |
| DEPARTMENT OF HEALTH & HUMAN SERVICES | | 94 | | | 94 |
| PARRISH MEDICAL CENTER | | 24 | 70 | 74% | 94 |
| SUNFLOWER SPRINGS ASSISTED LIVING | | 91 | 3 | 3% | 94 |
| PEDIATRIC ASSOCIATES ORLANDO | | 81 | 12 | 13% | 93 |
| WOODBRIIDGE FACILITY INC | | 92 | 1 | 1% | 93 |
| MEDFAST URGENT CARE CENTER - COCOA BEACH | | | 93 | 100% | 93 |
| Parkview Rehabilitation Center at Winter Park | | 91 | 1 | 1% | 92 |
| DXTERITY DIAGNOSTICS | 1 | 90 | | | 91 |
| SILVER CREEK SENIOR LIVING COMMUNITY | | 91 | | | 91 |
| UNIVERSITY OF MIAMI | | 1 | 90 | 99% | 91 |
| Chatsworth at PGA National, LLC | | 91 | | | 91 |
| ABBOTT LABORATORIES | | 60 | 31 | 34% | 91 |
| PALM HARBOR PHARMACY | | 76 | 15 | 16% | 91 |
| FLORIDA HEALTH CARE PLANS | | | 91 | 100% | 91 |
| WIMAUMA COMMUNITY HEALTH CENTER | | 71 | 20 | 22% | 91 |
| MEADOWCREST FAMILY PHYSICIANS | | 69 | 21 | 23% | 90 |
| MEDEXPRESS URGENT CARE HUDSON | | | 90 | 100% | 90 |
| FLORIDA KEYS PEDIATRICS & ADOLESCENT CENTER | | 86 | 3 | 3% | 89 |
| Whispering Oaks | 1 | 85 | 3 | 3% | 89 |
| MEDFAST URGENT CARE CENTER - COCOA | | | 89 | 100% | 89 |
| MEDFAST URGENT CARE - TITUSVILLE | | | 89 | 100% | 89 |
| PREMIER URGENT CARE OF BREVARD | | 2 | 87 | 98% | 89 |
| JEFFERY WEINZWEIG | | 2 | 87 | 98% | 89 |
| LITTLE PINE PEDIATRICS | | 73 | 16 | 18% | 89 |
| LONGWOOD FAMILY PRACTICE | | 74 | 14 | 16% | 88 |
| AVERO DIAGNOSTICS | | 64 | 24 | 27% | 88 |
| MEDEXPRESS LUTZ | | 1 | 87 | 99% | 88 |
| GOVERNOR’S CREEK HEALTH & REHABILITATION | | 87 | 1 | 1% | 88 |
| EDGEWOOD NURSING CENTER | | 88 | | | 88 |
| PACIFIC ANALYTICS | | | 88 | 100% | 88 |
| NORTH FLORIDA PEDIATRICS PA | | 81 | 7 | 8% | 88 |
| ADVENT HEALTH CENTRA CARE - WATERMAN | | 78 | 10 | 11% | 88 |
| TIFFANY HALL NURSING AND REHAB CENTER | | 87 | | | 87 |
| BRANDON HEALTH AND REHABILITATION CENTER | 1 | 85 | 1 | 1% | 87 |
| SAINTS 120 LLC | | 86 | | | 86 |
| Boynton Beach Rehabilitation Center | | 86 | | | 86 |
| ADVENT HEALTH CENTRA CARE - TEMPLE TERRACE | | 36 | 50 | 58% | 86 |
| OCALA FAMILY MEDICAL CENTER INC | | 74 | 11 | 13% | 85 |
| EDGEWATER AT WATERMAN VILLAGE,THE | | 85 | | | 85 |
| NAVY HOSPITAL | | | 85 | 100% | 85 |
| ABBIEJEAN RUSSELL CARE CENTER□ | | 85 | | | 85 |
| TRADITION MEDICAL CENTER LABORATORY | | 48 | 37 | 44% | 85 |
| W. FRANK WELLS NURSING HOME | | 84 | 1 | 1% | 85 |
| PINES OF SARASOTA GARDEN | | 84 | | | 84 |
| FAST TRACK URGENT CARE CENTER - RIVERVIEW | | | 84 | 100% | 84 |
| DEVANSH LAB WERKS INC | | 72 | 12 | 14% | 84 |

COVID-19: testing by laboratory

Data through Nov 24, 2020 verified as of Nov 25, 2020 at 09:25 AM

Data in this report are provisional and subject to change.

The numbers in the table below represent the number of Florida and non-Florida residents for whom test results were received by the Department of Health. A person can be tested by more than one laboratory and can have both positive and negative results. **Therefore, the sum of the numbers in each column will be larger than the total number of people tested.**

| Reporting lab | Inconclusive | Negative | Positive | Percent positive | Total |
|---|--------------|----------|----------|------------------|-------|
| PERSONALIZED GENETIC TESTING | | 1 | 82 | 99% | 83 |
| WESTCHESTER MEDICAL CENTER | | 82 | 1 | 1% | 83 |
| SOUTH BALDWIN REGIONAL MEDICAL CENTER | | 80 | 3 | 4% | 83 |
| NCRNC INC | | 83 | | | 83 |
| FELLOWSHIP HOME AT THE FAIRWAY LLC | | 83 | | | 83 |
| SEMINOLE COUNTY HEALTH DEPARTMENT | | 66 | 17 | 20% | 83 |
| MEDFAST URGENT CARE CENTER - WICKHAM | | | 83 | 100% | 83 |
| SMILEY MEDICAL GROUP | | 57 | 26 | 31% | 83 |
| GOLDEN GATE FAMILY CLINIC | | 13 | 69 | 84% | 82 |
| PRIMECARE OF DOTHAN | | 57 | 25 | 30% | 82 |
| THE PAVILION FOR HEALTH CARE | | 72 | 10 | 12% | 82 |
| ETHOS WELLNESS PHARMACY | | 74 | 8 | 10% | 82 |
| PIONEER CLINICAL LAB, LLC | | 70 | 12 | 15% | 82 |
| PruittHealth Panama City | | 82 | | | 82 |
| 24 HOUR PEDIATIC CARE CENTER | | 78 | 4 | 5% | 82 |
| LAB | | 29 | 53 | 65% | 82 |
| MONTEFIORE MEDICAL CENTER LABORATORIES - MOSES | | 74 | 7 | 9% | 81 |
| UCC - WELLINGTON | | | 81 | 100% | 81 |
| FIRST CHOICE PEDIATRICS | | 73 | 8 | 10% | 81 |
| HURLBURT FIELD CLINIC | | 39 | 42 | 52% | 81 |
| KALEIDA HEALTH CENTER FOR LABORATORY | | 76 | 5 | 6% | 81 |
| EAST LAKE PEDIATRICS | | 45 | 36 | 44% | 81 |
| LAKELAND REGIONAL HEALTH - PWC/OB | | | 81 | 100% | 81 |
| DAVID SCOTT MADWAR MD PA | | 74 | 6 | 8% | 80 |
| PALM GARDEN OF WINTER HAVEN | | 66 | 14 | 18% | 80 |
| NORTH FLORIDA PEDIATRICS - MARIANNA | | 55 | 24 | 30% | 79 |
| REGENCY CARE OF BLOUNTSTOWN LLC | | 74 | 5 | 6% | 79 |
| SEMINOLE NURSING PAVILION | | 72 | 7 | 9% | 79 |
| PHYSICIAN ASSOCIATES | | 69 | 10 | 13% | 79 |
| EDGEWATER AT WATERMAN VILLAGE | | 78 | | | 78 |
| FINLAY CLINICAL LABORATORY | | 26 | 52 | 67% | 78 |
| VETERANS AFFAIRS MEDICAL CENTER - PALO ALTO | | 28 | 50 | 64% | 78 |
| NITE LITE PEDIATRICS - JACKSONVILLE | | 76 | 2 | 3% | 78 |
| FAST TRACK URGENT CARE CENTER - WESTCHASE | | | 77 | 100% | 77 |
| PROVISTA DIAGNOSTICS, INC | | 76 | 1 | 1% | 77 |
| ORANGE CITY NURSING AND REHAB | | 75 | 2 | 3% | 77 |
| CBS LABS OF TAMPA LLC | | 3 | 74 | 96% | 77 |
| TRUE NORTH HEALTH NAVIGATION LLC DBA DISPATCHHEALTH | 1 | 60 | 16 | 21% | 77 |
| SURREY PLACE CARE CENTER | | 72 | 5 | 6% | 77 |
| AFC URGENT CARE SEMINOLE | | | 76 | 100% | 76 |
| DYNAMIC MEDICAL USA | | | 76 | 100% | 76 |
| SEA BREEZE REHAB AND NURSING CENTER | | 74 | 2 | 3% | 76 |
| ADVENT HEALTH CENTRA CARE - CITRUS PARK | | 8 | 68 | 89% | 76 |
| REGENTS PARK AT AVENTURA | | 75 | | | 75 |
| UNIVERSITY HEALTH SYSTEM INC | | 68 | 7 | 9% | 75 |
| Heritage Healthcare at Tallahassee | | 74 | | | 74 |
| WINDSOR REFLECTIONS | | 74 | | | 74 |

COVID-19: testing by laboratory

Data through Nov 24, 2020 verified as of Nov 25, 2020 at 09:25 AM

Data in this report are provisional and subject to change.

The numbers in the table below represent the number of Florida and non-Florida residents for whom test results were received by the Department of Health. A person can be tested by more than one laboratory and can have both positive and negative results. **Therefore, the sum of the numbers in each column will be larger than the total number of people tested.**

| Reporting lab | Inconclusive | Negative | Positive | Percent positive | Total |
|---|--------------|----------|----------|------------------|-------|
| BOSTON RED SOX CLUB LP | | 74 | | | 74 |
| OAKS OF KISSIMMEE HEALTH AND REHABILITATION CENTER | | 74 | | | 74 |
| ST MARK ASSISTED LIVING CENTER | 1 | 62 | 11 | 15% | 74 |
| NOAH CLINICAL LABORATORY | | 63 | 11 | 15% | 74 |
| CAREMOUNT MEDICAL - PATHOLOGY | | 71 | 2 | 3% | 73 |
| HOLY CROSS HOSPITAL | | 1 | 72 | 99% | 73 |
| FLORIDA COMMUNITY HEALTH CENTER | | 68 | 5 | 7% | 73 |
| CONSULATE HEALTH CARE – LAKE MARY | | 72 | 1 | 1% | 73 |
| SABAL DIRECT PRIMARY CARE, PA | | 69 | 4 | 5% | 73 |
| SCOTT LAKE HEALTH AND REHABILITATION CENTER | | 71 | 1 | 1% | 72 |
| SOLARIS HEALTHCARE OSCEOLA | | 70 | 2 | 3% | 72 |
| EXOSOME DIAGNOSTICS | | 68 | 4 | 6% | 72 |
| WHITE PLAINS HOSPITAL CENTER LAB | | 72 | | | 72 |
| HEALTH CARE DISTRICT OF PALM BEACH COUNTY MAIN OFFICE | 1 | 9 | 62 | 86% | 72 |
| Madison Health and Rehabilitation Center | | 41 | 30 | 42% | 71 |
| CONSULATE HEALTH CARE OF SARASOTA | | 71 | | | 71 |
| ADVANCED LAB | | 67 | 4 | 6% | 71 |
| AMMON LABS | | 61 | 10 | 14% | 71 |
| PEDIATRICS OF GREATER ORLANDO | | 64 | 7 | 10% | 71 |
| Highlands Regional Hospital | | 63 | 7 | 10% | 70 |
| TRENTON MEDICAL CENTER INC DBA PALMS MEDICAL GROUP | 2 | 57 | 11 | 16% | 70 |
| QPS, LLC | | 69 | 1 | 1% | 70 |
| SUNCOAST COMMUNITY HEALTH CENTERS PEDIATRICS | | 21 | 49 | 70% | 70 |
| THE PALACE NURSING AND REHABILITATION CENTER | | 70 | | | 70 |
| HIGHLANDS MEDICAL CENTER | | 68 | 2 | 3% | 70 |
| NSPIRE HEALTHCARE MIAMI LAKES | | 70 | | | 70 |
| MAGNOLIA DIAGNOSTIC | | 1 | 68 | 99% | 69 |
| FAIR HAVENS CENTER, OPCO | | 67 | 2 | 3% | 69 |
| BROWARD HEALTH MEDICAL CENTER | | 3 | 66 | 96% | 69 |
| NSPIRE HEALTHCARE TAMARAC | | 68 | 1 | 1% | 69 |
| ADVENT HEALTH CENTRA CARE - ORANGE CITY | | 4 | 65 | 94% | 69 |
| HERITAGE HEALTHCARE AND REHABILITATION CENTER | | 69 | | | 69 |
| SIMED LABORATORY | | 57 | 12 | 17% | 69 |
| FIRST CHOICE PEDIATRICS SEMORAN | | 65 | 4 | 6% | 69 |
| MAIN STREET MEDICAL CENTER | | | 69 | 100% | 69 |
| VIERA HOSPITAL | | | 69 | 100% | 69 |
| SARNO EXTENDED HOURS | | 42 | 27 | 39% | 69 |
| SARAPATH DIAGNOSTICS | | | 68 | 100% | 68 |
| SOLARIS HEALTHCARE IMPERIAL | | 67 | 1 | 1% | 68 |
| MEYER PEDIATRICS | | 59 | 9 | 13% | 68 |
| AEL- MEMPHIS | | 17 | 50 | 75% | 67 |
| OAK HAMMOCK AT THE UNIVERSITY OF FLORIDA | | 67 | | | 67 |
| TREE HOUSE PEDIATRICS PLLC | | 64 | 3 | 4% | 67 |
| FHMG FLORIDA HOSPITAL MEDICAL GROUP | | 55 | 12 | 18% | 67 |
| CATHOLIC HEALTH SYSTEM DEPT LABORATORY | | 66 | 1 | 1% | 67 |
| FAST TRACK URGENT CARE CENTER - SOUTH TAMPA | | | 67 | 100% | 67 |
| NOMIHEALTH LAB SERVICES | | 3 | 63 | 95% | 66 |

COVID-19: testing by laboratory

Data through Nov 24, 2020 verified as of Nov 25, 2020 at 09:25 AM

Data in this report are provisional and subject to change.

The numbers in the table below represent the number of Florida and non-Florida residents for whom test results were received by the Department of Health. A person can be tested by more than one laboratory and can have both positive and negative results. **Therefore, the sum of the numbers in each column will be larger than the total number of people tested.**

| Reporting lab | Inconclusive | Negative | Positive | Percent positive | Total |
|---|--------------|----------|----------|------------------|-------|
| RDV SPORTSPLEX PEDIATRICS | | 52 | 13 | 20% | 65 |
| MEDEX MEDICAL EXPRESS OF PALATKA | | | 65 | 100% | 65 |
| Colonial Lakes Health Care | | 65 | | | 65 |
| ADVENT HEALTH CENTRA CARE - WINTER HAVEN | | 29 | 36 | 55% | 65 |
| COMMUNITY HEALTH CENTERS OF PINELLAS INC | | 1 | 63 | 98% | 64 |
| BAYA POINTE NURSING AND REHABILITATION | | 1 | 63 | 98% | 64 |
| HAVEN OF OUR LADY OF PEACE | | 64 | | | 64 |
| KEYS MEDICAL GROUP | | | 64 | 100% | 64 |
| ISLAND HEALTH AND REHABILITATION CENTER | | 64 | | | 64 |
| Timberridge Center for Rehabilitation and Healing | | 43 | 21 | 33% | 64 |
| HIALEAH SHORES NURSING AND REHAB CENTER | | 62 | 2 | 3% | 64 |
| OAKHURST CENTER | | 64 | | | 64 |
| APC PEDIATRICS AT RYE ROAD MEDICAL PARK | | 63 | | | 63 |
| RIVERS FAMILY MEDICINE PA | | 57 | 6 | 10% | 63 |
| SOUTH BALDWIN MEDICAL CENTER GULF SHORES | | 53 | 10 | 16% | 63 |
| SIGNATURE HEALTHCARE OF PORT CHARLOTTE | | 63 | | | 63 |
| PLANTATION GENERAL HOSPITAL CLINICAL LAB | | 26 | 37 | 59% | 63 |
| OUT OF STATE | | 40 | 23 | 37% | 63 |
| EISENHOWER ARMY MEDICAL CENTER | | 59 | 4 | 6% | 63 |
| ADVENT HEALTH CENTRA CARE - WINTER GARDEN | | 11 | 52 | 83% | 63 |
| NORTHEAST FLORIDA NEUROLOGY CLINICS, INC | | 57 | 6 | 10% | 63 |
| MANOR CARE OF NAPLES FL LLC | | 62 | | | 62 |
| BUFFALO CROSSING HEALTHCARE & REHABILITATION CTR | | 62 | | | 62 |
| HEALTH FIRST - PALM BAY HOSPITAL | | 2 | 60 | 97% | 62 |
| PHYSICIANS REGIONAL CLINIC | | 51 | 11 | 18% | 62 |
| TREASURE COAST MEDICAL ASSOCIATES | | 1 | 61 | 98% | 62 |
| PROMEDICA LABORATORIES | | 18 | 44 | 71% | 62 |
| RIDGEWOOD DIAGNOSTIC LABORATORY | | 60 | 2 | 3% | 62 |
| SOUTH GEORGIA MEDICAL CENTER | | 48 | 13 | 21% | 61 |
| STONY BROOK UNIVERSITY MEDICAL CENTER | | 56 | 5 | 8% | 61 |
| EMERALD COAST HOSPICE | | 60 | 1 | 2% | 61 |
| CL BRUMBACK PRIMARY CARE CLINICS | | 16 | 45 | 74% | 61 |
| EXACT SCIENCES LABORATORIES, LLC | | 15 | 45 | 75% | 60 |
| WADSWORTH HEALTH CENTER | | 57 | 3 | 5% | 60 |
| MEDFAST URGENT CARE - EDGEWATER | | 2 | 58 | 97% | 60 |
| ADVENT HEALTH CENTRA CARE - AZALEA PARK | | 46 | 14 | 23% | 60 |
| AMELIA MEDICAL CARE | | 2 | 58 | 97% | 60 |
| LAB PLUS, LLC AT SAINT THOMAS WEST HOSPITAL | | 45 | 14 | 24% | 59 |
| DIAGNOSTIC LABORATORY OF OKLAHOMA | | 48 | 11 | 19% | 59 |
| MV MEDICAL PRACTICE DBA PRIMARY URGENT CARE | | 58 | 1 | 2% | 59 |
| SEASIDE HEALTH AND REHABILITATION CENTER | | 4 | 55 | 93% | 59 |
| ADVENT HEALTH CENTRA CARE - KISSIMMEE | | 25 | 34 | 58% | 59 |
| GRANDE, THE | | 59 | | | 59 |
| BROWARD HEALTH CORAL SPRINGS EPIDEMIOLOGY DEPT | | | 58 | 100% | 58 |
| HUNTSVILLE HOSPITAL LABORATORY | | 43 | 15 | 26% | 58 |
| INTERNAL LAB | | 50 | 8 | 14% | 58 |
| THE CANOPY AT BERRYHILL | | 58 | | | 58 |

COVID-19: testing by laboratory

Data through Nov 24, 2020 verified as of Nov 25, 2020 at 09:25 AM

Data in this report are provisional and subject to change.

The numbers in the table below represent the number of Florida and non-Florida residents for whom test results were received by the Department of Health. A person can be tested by more than one laboratory and can have both positive and negative results. **Therefore, the sum of the numbers in each column will be larger than the total number of people tested.**

| Reporting lab | Inconclusive | Negative | Positive | Percent positive | Total |
|--|--------------|----------|----------|------------------|-------|
| LABFIRST - DEPARTMENT OF PATHOLOGY | | 57 | 1 | 2% | 58 |
| AMERICAN FAMILY MEDICAL | | 47 | 10 | 18% | 57 |
| STONY BROOK SOUTHAMPTON | | 56 | 1 | 2% | 57 |
| ASSOCIATED CLINICAL LABORATORIES | | 55 | 2 | 4% | 57 |
| JACKSONVILLE KIDS PEDIATRICS, PLLC | | 50 | 7 | 12% | 57 |
| FAST TRACK URGENT CARE CENTER - BRANDON | | | 57 | 100% | 57 |
| SOLARIS HEALTHCARE LAKE CITY | | 34 | 23 | 40% | 57 |
| ADVENT HEALTH CENTRA CARE - POINCIANA | | 19 | 38 | 67% | 57 |
| MILLENIUM PHYSICIANS GROUP | | 1 | 56 | 98% | 57 |
| AMBULATORY SURGERY CENTER OF BOCA RATON LTD | | 56 | | | 56 |
| SOLARIS HEALTHCARE DAYTONA | | 56 | | | 56 |
| LAKE VIEW CARE CENTER AT DELRAY | | 55 | 1 | 2% | 56 |
| CENTRAL BALDWIN IMMEDIATE CARE & FAMILY PRACTICE | | 43 | 13 | 23% | 56 |
| CLYDE E LASSEN STATE VETERANS NURSING HOME | | 54 | 2 | 4% | 56 |
| QUICK CARE MED PL CR | | 52 | 3 | 5% | 55 |
| ST VINCENT'S BIRMINGHAM | | 53 | 2 | 4% | 55 |
| JACKSONVILLE NURSING AND REHAB CENTER | | 55 | | | 55 |
| SONATA HUNTERS CREEK | | 47 | 8 | 15% | 55 |
| NORTH PORT REHABILITATION AND NURSING CENTER□ | | 54 | 1 | 2% | 55 |
| MINUTECLINIC DIAGNOSTIC OF SOUTH CAROLINA, LLC | | 50 | 5 | 9% | 55 |
| CITRUS MEMORIAL HEALTH SYSTEM LAB | | 2 | 52 | 96% | 54 |
| F&T MEDICAL RESEARCH, INC | | 54 | | | 54 |
| YOUR FAMILY WALK-IN CLINIC | | | 54 | 100% | 54 |
| CLERMONT HEALTH AND REHAB | | 40 | 14 | 26% | 54 |
| PINELLAS CARE CENTER | | 38 | 16 | 30% | 54 |
| UNITED LABORATORY SERVICES CORPORATION | | 38 | 16 | 30% | 54 |
| SARASOTA CO. HEALTH DEPT # 58 | | 40 | 14 | 26% | 54 |
| EAST ALABAMA MEDICAL CENTER LABORATORY | | 46 | 8 | 15% | 54 |
| MILLER BIOCONNECT | | 43 | 11 | 20% | 54 |
| TIFFANY HALL NURSING AND REHAB | | 44 | 10 | 19% | 54 |
| MD 365 MEDICAL CARE | | 53 | 1 | 2% | 54 |
| BENTON HOUSE AT OAKLEAF | | 51 | 2 | 4% | 53 |
| FLORIDA HEALTH CARE PLAN INC | | 2 | 51 | 96% | 53 |
| FLOMEDILAB | | 19 | 34 | 64% | 53 |
| FINLAY CLINICAL LABORATORY INC | | 28 | 25 | 47% | 53 |
| J AND G MEDICAL GROUP LLC | | 46 | 7 | 13% | 53 |
| MIAMI BEACH COMMUNITY HEALTH CENTER | | | 53 | 100% | 53 |
| PHYSICIANS PRIMARY CARE LAB | | 38 | 15 | 28% | 53 |
| EPN URGENT CARE | | | 53 | 100% | 53 |
| ADVENTHEALTH MEDICAL GROUP PROMPT CARE | | 43 | 10 | 19% | 53 |
| ERIE COUNTY MEDICAL CTR CLINICAL LABS | | 52 | 1 | 2% | 53 |
| DELTONA HEALTH CARE | | 44 | 9 | 17% | 53 |
| ASCENSION SACRED HEART BAY LABORATORY | | 49 | 3 | 6% | 52 |
| PHYSICIAN PARTNERS PERRY | | 34 | 18 | 35% | 52 |
| ADVENT HEALTH | | 49 | 3 | 6% | 52 |
| CENTRA CARE - CONWAY | | 20 | 32 | 62% | 52 |
| PARKSIDE INN | | 52 | | | 52 |

COVID-19: testing by laboratory

Data through Nov 24, 2020 verified as of Nov 25, 2020 at 09:25 AM

Data in this report are provisional and subject to change.

The numbers in the table below represent the number of Florida and non-Florida residents for whom test results were received by the Department of Health. A person can be tested by more than one laboratory and can have both positive and negative results. **Therefore, the sum of the numbers in each column will be larger than the total number of people tested.**

| Reporting lab | Inconclusive | Negative | Positive | Percent positive | Total |
|--|--------------|----------|----------|------------------|-------|
| Advent health care center Celebration | | 50 | 2 | 4% | 52 |
| NEW YORK CITY DEPARTMENT OF HEALTH & MENTAL | | 48 | 4 | 8% | 52 |
| THE WELLNESS CENTER AT LAKEWOOD RANCH | | | 51 | 100% | 51 |
| WASHINGTON REHABILITATION AND NURSING CENTER | | 51 | | | 51 |
| DOCTORS MEMORIAL HOSPITAL | | 21 | 30 | 59% | 51 |
| GENPATH | | | 51 | 100% | 51 |
| WELLNOW URGENT CARE PC | | 51 | | | 51 |
| ADVENT HEALTH - PALM HARBOR ER | | 38 | 13 | 25% | 51 |
| WIREGRASS DIRECT PRIMARY CARE PLLC | | 45 | 6 | 12% | 51 |
| MD LABS | | 29 | 22 | 43% | 51 |
| NXGEN MDX | | 19 | 31 | 62% | 50 |
| ISLAND COAST PEDIATRICS | | 49 | 1 | 2% | 50 |
| NATIONS BEST FAMILY HEALTH CARE | | 21 | 29 | 58% | 50 |
| PRIMEHEALTH URGENT CARE INC | | 46 | 4 | 8% | 50 |
| GATEWAY CARE CENTER | | 50 | | | 50 |
| USF HEALTH MORSANI CENTER | | 5 | 45 | 90% | 50 |
| FAST TRACK URGENT CARE CENTER - WESLEY CHAPEL | | | 50 | 100% | 50 |
| LASER & SURGERY CENTER OF THE PALM BEACHES | | 50 | | | 50 |
| KORGENE LAB | | 18 | 31 | 63% | 49 |
| CSL PLASMA | | 18 | 31 | 63% | 49 |
| VILLAGE DOCTORS OF KEYSTONE | | 41 | 8 | 16% | 49 |
| MIAMI SHORES NURSING & REHAB | | 49 | | | 49 |
| SOLARIS SENIOR LIVING NORTH NAPLES | | 48 | 1 | 2% | 49 |
| DAIRY ROAD URGENT CARE | | 22 | 27 | 55% | 49 |
| GULFVIEW MEDICAL INSTITUTE | | 49 | | | 49 |
| LUIS A GHIGLINO MD PA | | 49 | | | 49 |
| SUNCOAST OPTIMAL WELLNESS | | 4 | 45 | 92% | 49 |
| EAGLES WATCH CLUSTER | | 40 | 9 | 18% | 49 |
| ANCIENT CITY PEDIATRICS | | 49 | | | 49 |
| USF | | 1 | 48 | 98% | 49 |
| DBI HEALTH INC | | 46 | 2 | 4% | 48 |
| BAY CENTER HURRICANE SHELTER | | 48 | | | 48 |
| AVECINA MOBILE | | 42 | 6 | 13% | 48 |
| NITE LITE PEDIATRICS - PORT ST. LUCIE | | 42 | 6 | 13% | 48 |
| DOC SMILEYS URGENT CARE LLC | | 22 | 26 | 54% | 48 |
| ADVENT HEALTH - ORLANDO | | 43 | 5 | 10% | 48 |
| EMBRY RIDDLE AERONAUTICAL UNIVERSITY HEALTH SERVICES | | | 48 | 100% | 48 |
| FIRST CHOICE PRIMARY CARE | | 36 | 12 | 25% | 48 |
| BIOIQ | | | 48 | 100% | 48 |
| HEARTLAND PEDIATRICS OF LAKE WALES | | 45 | 3 | 6% | 48 |
| ALLIANCE PEDIATRICS | | 24 | 23 | 49% | 47 |
| INTERLAB | | 1 | 46 | 98% | 47 |
| EVENT MED SERVICES LABORATORY | | 47 | | | 47 |
| PALMS MEDICAL GROUP HIGH SPRINGS | | 42 | 5 | 11% | 47 |
| ATRIUM AT LIBERTY PARK | | 46 | 1 | 2% | 47 |
| H LEE MOFFITT CANCER CENTER MICRO | | 46 | | | 46 |
| SOFT CELL LABORATORIES | | 44 | 2 | 4% | 46 |

COVID-19: testing by laboratory

Data through Nov 24, 2020 verified as of Nov 25, 2020 at 09:25 AM

Data in this report are provisional and subject to change.

The numbers in the table below represent the number of Florida and non-Florida residents for whom test results were received by the Department of Health. A person can be tested by more than one laboratory and can have both positive and negative results. **Therefore, the sum of the numbers in each column will be larger than the total number of people tested.**

| Reporting lab | Inconclusive | Negative | Positive | Percent positive | Total |
|---|--------------|----------|----------|------------------|-------|
| ADVENT HEALTH CENTRA CARE - EAST ORLANDO | | 20 | 26 | 57% | 46 |
| DOUGLAS T JACOBSON STATE VETERANS HOME | | 46 | | | 46 |
| EAST MANATEE FAMILY | 1 | 1 | 44 | 96% | 46 |
| ST. CLOUD MEDICAL GROUP | | 46 | | | 46 |
| SERANADES BY SONATA WEST ORANGE | | 44 | 2 | 4% | 46 |
| PREMIER PLACE HEALTHCARE AT THE GLENVIEW | | 46 | | | 46 |
| BIODESIX, INC. | | 38 | 8 | 17% | 46 |
| ADVENT HEALTH - PALM COAST | | | 46 | 100% | 46 |
| VETERANS AFFAIRS MEDICAL CENTER - GULF COAST | | 27 | 19 | 41% | 46 |
| JOSEPH L MORSE GERIATRIC CENTER | 2 | 44 | | | 46 |
| WILSON MEMORIAL REGIONAL MEDICAL CENTER | | 44 | 1 | 2% | 45 |
| CHILDREN'S HOSPITAL OF ALABAMA | | 44 | 1 | 2% | 45 |
| SOUTHPORT SQUARE HARBOUR HEALTH | | 45 | | | 45 |
| MOBILE PHYSICIAN SERVICES INC | | 45 | | | 45 |
| URGENT CARE TCMA | | | 45 | 100% | 45 |
| UNIVERSITY OF CENTRAL FLORIDA HEALTH SERVICES | | 45 | | | 45 |
| PRIMARY CARE SOUTH INC | | | 45 | 100% | 45 |
| POINTE, THE | | 44 | 1 | 2% | 45 |
| MOOSEHAVEN LIFE CARE CENTER | | 44 | | | 44 |
| DE LUNA HEALTH AND REHABILITATION CENTER | | 44 | | | 44 |
| SPRING HILL HEALTH AND REHABILITATION CENTER | | 33 | 11 | 25% | 44 |
| SUN COUNTRY PEDIATRICS PLLC | 1 | 40 | 3 | 7% | 44 |
| MED EXPRESS | | 1 | 43 | 98% | 44 |
| PEDIATRICS OF CENTRAL FLORIDA – SAINT CLOUD | 2 | 40 | 2 | 5% | 44 |
| VISITING PHYSICIANS ASSOCIATION | | 40 | 4 | 9% | 44 |
| DAYSPRING SENIOR LIVING | | 44 | | | 44 |
| ST FRANCIS HOSPITAL | | 38 | 6 | 14% | 44 |
| ALLIANCE OF PHYSICIANS AGAINST COVID-19 | | | 44 | 100% | 44 |
| NORTH SHORE UNIVERSITY HOSPITAL LABORATORY | | 41 | 2 | 5% | 43 |
| ADVENT HEALTH - LAKE MARY | | 35 | 8 | 19% | 43 |
| CONEY ISLAND HOSPITAL | | 42 | 1 | 2% | 43 |
| NO FLORIDA PEDIATRICS, PA | | 42 | 1 | 2% | 43 |
| AFC URGENT CARE TYRONE | | | 43 | 100% | 43 |
| BRANCH MEDICAL CLINIC | | | 43 | 100% | 43 |
| SANDY RIDGE CENTER FOR REHABILITATION AND HEALING | | 42 | 1 | 2% | 43 |
| EAST LAKE PEDIATRICS PA | | 39 | 3 | 7% | 42 |
| HOBDARI FAMILY HEALTH LLC | | 30 | 12 | 29% | 42 |
| HEALTH FIRST - CAPE CANAVERAL HOSPITAL | | | 42 | 100% | 42 |
| FHMG LAKE MARY PEDS | | 39 | 3 | 7% | 42 |
| ALLEGRO | | 42 | | | 42 |
| QUOTIENT SCIENCES | | | 42 | 100% | 42 |
| MIDWAY PRIMARY CARE, LLC | | 41 | | | 41 |
| ADVENTHEALTH EXPRESS CARE | | 9 | 32 | 78% | 41 |
| FLORIDA HOSPITAL NEW SMYRNA | | 4 | 37 | 90% | 41 |
| TROY REGIONAL MEDICAL CENTER | | 33 | 8 | 20% | 41 |
| GENEDX | | 32 | 9 | 22% | 41 |
| ARCPPOINTS LABS | | 37 | 4 | 10% | 41 |

COVID-19: testing by laboratory

Data through Nov 24, 2020 verified as of Nov 25, 2020 at 09:25 AM

Data in this report are provisional and subject to change.

The numbers in the table below represent the number of Florida and non-Florida residents for whom test results were received by the Department of Health. A person can be tested by more than one laboratory and can have both positive and negative results. **Therefore, the sum of the numbers in each column will be larger than the total number of people tested.**

| Reporting lab | Inconclusive | Negative | Positive | Percent positive | Total |
|---|--------------|----------|----------|------------------|-------|
| PEDIATRICS OF CENTRAL FLORIDA KISSI | | 33 | 8 | 20% | 41 |
| LENOX HILL HOSPITAL | | 37 | 4 | 10% | 41 |
| PROJECT HEALTH, INC SUMTERVILLE | | 36 | 5 | 12% | 41 |
| GV NAPLES OPCO, LLC | | 41 | | | 41 |
| ADVENT HEALTH - MOUNT DORA | | 6 | 35 | 85% | 41 |
| PRIDE DIAGNOSTICS | | 24 | 16 | 40% | 40 |
| CLEVELAND CLINIC FOUNDATION | | 11 | 29 | 73% | 40 |
| HUNTINGTON HOSPITAL LABORATORY | | 39 | 1 | 3% | 40 |
| ARBOR TRAIL | | 39 | 1 | 3% | 40 |
| CLINICAL RESEARCH SEQUENCING PLATFORM | | 8 | 31 | 79% | 39 |
| 24/7 PEDIATRIC CARE CENTERS INC | | 38 | 1 | 3% | 39 |
| RDX BIOSCIENCE | | | 39 | 100% | 39 |
| BROAD INSTITUTE CLINICAL SEQUENCING RESEARCH PLATFORM | 1 | 34 | 4 | 10% | 39 |
| ORLANDO HEALTH AND REHAB CENTER | | 4 | 35 | 90% | 39 |
| HOMEWOOD RESIDENCE AT FREEDOM PLAZA | | 37 | 1 | 3% | 38 |
| CHILDREN MED CARE INC | | 36 | 2 | 5% | 38 |
| TUSCAN GARDENS OF PALM COAST | | 38 | | | 38 |
| POPLAR HEALTHCARE PLLC | 1 | 11 | 26 | 68% | 38 |
| AFC PHYSICIANS OF FLORIDA | | 37 | 1 | 3% | 38 |
| SMA LAB | | 6 | 32 | 84% | 38 |
| BAPTIST MEDICAL CENTER SOUTH | | 28 | 10 | 26% | 38 |
| RAINBOW PEDIATRICS PC LLC / BREAKFAST POINT | | 38 | | | 38 |
| FIRST CHOICE URGENT CARE | | 10 | 28 | 74% | 38 |
| BAY COUNTY JAIL ANNEX | | 33 | 5 | 13% | 38 |
| ST CLOUD REGIONAL MEDICAL CENTER CLINICAL LAB | | 21 | 17 | 45% | 38 |
| PEDIATRIC CARE CENTER- JACKSONVILLE BEACH | | 11 | 27 | 71% | 38 |
| CAPITAL REGIONAL MEDICAL CENTER | | 2 | 36 | 95% | 38 |
| CHILDRENS MEDICAL ASSOCIATION | | 30 | 8 | 21% | 38 |
| BOULEVARD REHABILITATION CENTER | | 24 | 13 | 35% | 37 |
| Solaris Healthcare Coconut Creek | | 37 | | | 37 |
| KENDALL REGIONAL MEDICAL CENTER LAB | 3 | | 34 | 92% | 37 |
| PALMS EDGE | | 37 | | | 37 |
| UNIVERSITY OF ALABAMA | | 34 | 3 | 8% | 37 |
| ONE MILO | | 37 | | | 37 |
| PRECISION HEALTH SOLUTIONS LAB | | 9 | 28 | 76% | 37 |
| PONCE THERAPY CARE CENTER | | 33 | 4 | 11% | 37 |
| ADVENTHEALTH CENTRA CARE MOUNT DORA | | 28 | 9 | 24% | 37 |
| SUNY UPSTATE MEDICAL UNIVERSITY | | 32 | 4 | 11% | 36 |
| TRINITY AL SENIOR HOUSING LLC□ | | 34 | 2 | 6% | 36 |
| RITECARE MED CTR H | | | 36 | 100% | 36 |
| FAMILY EXTENDED CARE OF WINTER HAVEN | | 36 | | | 36 |
| BVL/LITTLE ANGEL PEDIATRICS | | 36 | | | 36 |
| DIGNITY HEALING, LLC | | 35 | 1 | 3% | 36 |
| NORTH FLORIDA PEDIATRICS PA - DUVAL | | 35 | 1 | 3% | 36 |
| MOLECULAR TESTING LABS | | 3 | 33 | 92% | 36 |
| LECONTE MEDICAL CENTER LAB | | 28 | 8 | 22% | 36 |
| FLORIDA MEDICAL CLINIC PA | | 34 | 2 | 6% | 36 |

COVID-19: testing by laboratory

Data through Nov 24, 2020 verified as of Nov 25, 2020 at 09:25 AM

Data in this report are provisional and subject to change.

The numbers in the table below represent the number of Florida and non-Florida residents for whom test results were received by the Department of Health. A person can be tested by more than one laboratory and can have both positive and negative results. **Therefore, the sum of the numbers in each column will be larger than the total number of people tested.**

| Reporting lab | Inconclusive | Negative | Positive | Percent positive | Total |
|---|--------------|----------|----------|------------------|-------|
| LOOP PEDIATRICS PA | | 34 | 2 | 6% | 36 |
| NEW YORK PRESBYTERIAN - QUEENS DIAGNOSTIC | | 35 | 1 | 3% | 36 |
| QUEENS HOSPITAL CENTER | | 35 | 1 | 3% | 36 |
| TGH URGENT CARE – SEMINOLE | | | 36 | 100% | 36 |
| WESLEY HAVEN VILLA | | 36 | | | 36 |
| WINDSOR OAKS | | 36 | | | 36 |
| LAKELAND REGIONAL HEALTH LAKE MIRIAM | | 3 | 32 | 91% | 35 |
| CRAIG BERGER MD PL D/B/A BAY AREA EYE INSTITUTE | | 35 | | | 35 |
| NEXT MOLECULAR ANALYTICS | | 5 | 30 | 86% | 35 |
| FHMG_CTR FOR SENIOR HEALTH | | 30 | 5 | 14% | 35 |
| ADVENT HEALTH - FISH MEMORIAL | | 2 | 33 | 94% | 35 |
| Heartland Healthcare of Ft. Myers | | 35 | | | 35 |
| SOUTHEAST ALABAMA MEDICAL CENTER | | | 35 | 100% | 35 |
| BAYSHORE PATHOLOGY | | 34 | 1 | 3% | 35 |
| MEDICAL CENTER CLINIC-IMMEDIATE CARE | | 32 | 3 | 9% | 35 |
| HERON CLUB AT PRESTANCIA | | 34 | 1 | 3% | 35 |
| BORLAND GROOVER CLINIC | 1 | 27 | 7 | 20% | 35 |
| IRL | | 4 | 31 | 89% | 35 |
| ADVENT HEALTH - LAKE NONA | | 31 | 4 | 11% | 35 |
| ROCHESTER GENERAL HOSPITAL LABORATORY | | 34 | 1 | 3% | 35 |
| MICRO PATH LABORATORIES INC | | 35 | | | 35 |
| P23 LABS | | 35 | | | 35 |
| BRONX LEBANON HOSPITAL-MEDICAL CENTER | | 34 | 1 | 3% | 35 |
| CENTRA CARE – APOPKA | | | 35 | 100% | 35 |
| ASCENSION MEDICAL GROUP | | | 35 | 100% | 35 |
| Guardian Care Nursing and Rehabilitation Center | | 35 | | | 35 |
| EXPERTUS LABORATORIES INC | | 13 | 21 | 62% | 34 |
| BioReference Laboratories, Inc | | 6 | 28 | 82% | 34 |
| CYPRESS COVE CARE CENTER | | | 34 | 100% | 34 |
| ARBOR GLEN AT ARBOR TRACE | | 34 | | | 34 |
| PALMETTO FAMILY HEALTHCARE | | 8 | 26 | 76% | 34 |
| ALTAMONTE PEDIATRIC ASSOCIATES | | 30 | 4 | 12% | 34 |
| PINNACLES PEDS CARE PA | | 33 | | | 33 |
| PEDIATRICS IN BREVARD PA | | 26 | 7 | 21% | 33 |
| A COUNTRY PLACE ASSISTED LIVING FACILITY | | 33 | | | 33 |
| AFC URGENT CARE CLEARWATER | | 2 | 31 | 94% | 33 |
| Crystal Health & Rehab Center | | 33 | | | 33 |
| ACCURATE DIAGNOSTIC LAB | | 32 | 1 | 3% | 33 |
| John Knox Village of Florida ALF | | 33 | | | 33 |
| J FRANK AVEY MD | | 25 | 8 | 24% | 33 |
| AYERS NURSING AND REHABILITATION CENTER | | 33 | | | 33 |
| ADVENT HEALTH CENTRA CARE - HUNTERS CREEK | | 1 | 32 | 97% | 33 |
| CENTERSTONE OF FLORIDA☐ | | 30 | 3 | 9% | 33 |
| DOH-WEST PALM BEACH BRANCH LABORATORY | | 1 | 32 | 97% | 33 |
| AHSE ROP | | 32 | 1 | 3% | 33 |
| CARRINGTON PLACE OF ST PETE LLC | | 31 | 1 | 3% | 32 |
| BENTON HOUSE OF ST. JOHNS | | 32 | | | 32 |

COVID-19: testing by laboratory

Data through Nov 24, 2020 verified as of Nov 25, 2020 at 09:25 AM

Data in this report are provisional and subject to change.

The numbers in the table below represent the number of Florida and non-Florida residents for whom test results were received by the Department of Health. A person can be tested by more than one laboratory and can have both positive and negative results. **Therefore, the sum of the numbers in each column will be larger than the total number of people tested.**

| Reporting lab | Inconclusive | Negative | Positive | Percent positive | Total |
|---|--------------|----------|----------|------------------|-------|
| SARATOGA HOSPITAL LABORATORY | | 30 | 2 | 6% | 32 |
| REGENTS PARK OF BOCA RATON□ | | 31 | 1 | 3% | 32 |
| HOLZER HEALTH CENTER | | | 32 | 100% | 32 |
| MEDEXPRESS URGENT CARE - GOLDEN GATE | | 3 | 29 | 91% | 32 |
| ADVANCED AMBULATORY SURGERY CENTER | | 32 | | | 32 |
| ST. MARYS MEDICAL CENTER | | 1 | 31 | 97% | 32 |
| HARBORCHASE OF VERO BEACH | | 29 | 3 | 9% | 32 |
| ST AUGUSTINE PEDIATRIC ASSOC | | 30 | 2 | 6% | 32 |
| FLAGLER COUNTY HEALTH DEPARTMENT | | 29 | 3 | 9% | 32 |
| RASHDA ALBIBI M.D. P.A. | | 30 | 2 | 6% | 32 |
| WESTMINSTER ST AUGUSTINE | | 32 | | | 32 |
| INDIGO MANOR□ | | 11 | 21 | 66% | 32 |
| Q ANSWER LAB | 1 | 4 | 27 | 84% | 32 |
| JUPITER MEDICAL CENTER URGENT CARE | | | 31 | 100% | 31 |
| STEINHATCHEE FAMILY MEDICAL CENTER□ | | 27 | 4 | 13% | 31 |
| DOH | | 17 | 14 | 45% | 31 |
| PHYSICIAN ASSOCIATES LLC | | 26 | 5 | 16% | 31 |
| S-H THIRTY-FIVE OPCO- PORT ST LUCIE, LLC | 1 | 30 | | | 31 |
| WASHINGTON HEIGHTS NYC LAB | | 30 | 1 | 3% | 31 |
| MOLECULAR DIAGNOSTICS | | 1 | 30 | 97% | 31 |
| Cross Landings Health and Rehabilitation | | 31 | | | 31 |
| DISCOVERY COMMONS AT BRADENTON | | 31 | | | 31 |
| EAST NEW YORK DIAGNOSTIC AND TREATMENT | | 31 | | | 31 |
| MEDFAST URGENT CARE CENTERS LLC | | | 31 | 100% | 31 |
| PRMG - EAST NAPLES | | 23 | 8 | 26% | 31 |
| GRAND OAKS OF JENSEN BEACH LLC□ | | 31 | | | 31 |
| ORLANDO HEALTH CENTER FOR REHABILITATION | | 31 | | | 31 |
| ADVENTHEALTH CENTRA CARE LONGWOOD | | 28 | 3 | 10% | 31 |
| PALM BAY URGENT CARE | | 5 | 25 | 83% | 30 |
| REGENCY PARK ASSISTED LIVING FACILITY | | 29 | 1 | 3% | 30 |
| PHOSPHORUS DIAGNOSTICS | | 27 | 3 | 10% | 30 |
| FLORIDA HEALTH CARE | | 4 | 26 | 87% | 30 |
| ADVENT HEALTH CENTRA CARE - SOUTH ORANGE | | 17 | 13 | 43% | 30 |
| BOND CLINIC | | 3 | 27 | 90% | 30 |
| ADVENTHEALTH MEDICAL GROUP FAMILY MEDICINE AT | | 23 | 7 | 23% | 30 |
| CHIPOLA MEDICAL ASSOCIATES, LLC | | 20 | 10 | 33% | 30 |
| BAYFRONT MEDICAL | | 23 | 7 | 23% | 30 |
| HERITAGE WATERSIDE | | 27 | 3 | 10% | 30 |
| BOND CLINIC PA | | 2 | 28 | 93% | 30 |
| AMEERAH LABS | | | 30 | 100% | 30 |
| AVON PARK PEDIATRICS INC | | 27 | 2 | 7% | 29 |
| WELL HEALTH WORKS | | 28 | 1 | 3% | 29 |
| VILLA MARIA WEST SKILLED NURSING FACILITY | | 29 | | | 29 |
| CRUCIAL CARE EMERGENCY MEDICINE DOCTORS | | 24 | 5 | 17% | 29 |
| PLYMOUTH HOME FOR ADULTS, INC. | 7 | 21 | 1 | 3% | 29 |
| P4CLINICAL | 3 | 2 | 24 | 83% | 29 |
| FLORIDA HOSPITAL | | 21 | 8 | 28% | 29 |

COVID-19: testing by laboratory

Data through Nov 24, 2020 verified as of Nov 25, 2020 at 09:25 AM

Data in this report are provisional and subject to change.

The numbers in the table below represent the number of Florida and non-Florida residents for whom test results were received by the Department of Health. A person can be tested by more than one laboratory and can have both positive and negative results. **Therefore, the sum of the numbers in each column will be larger than the total number of people tested.**

| Reporting lab | Inconclusive | Negative | Positive | Percent positive | Total |
|--|--------------|----------|----------|------------------|-------|
| TGH URGENT CARE – TYRONE | | 1 | 28 | 97% | 29 |
| Sunset Point Center | | 29 | | | 29 |
| LIFE CARE CENTER OF WINTER HAVEN | | 17 | 12 | 41% | 29 |
| BIOFIRE | | 7 | 22 | 76% | 29 |
| LOURDES HOSPITAL INC | | 27 | 2 | 7% | 29 |
| PATRICK AIR FORCE BASE | | 1 | 28 | 97% | 29 |
| WESTWOOD NURSING AND REHABILITATION | | 28 | 1 | 3% | 29 |
| VILLAGE PLACE NH LLC | | 22 | 7 | 24% | 29 |
| WUESTHOFF MEMORIAL HOSPITAL | | | 29 | 100% | 29 |
| MINUTECLINIC DIAGNOSTIC OF RHODE ISLAND, LLC #1544 | | 27 | 1 | 4% | 28 |
| BAY EDUCATORS WELLNESS CENTER | | 15 | 13 | 46% | 28 |
| PruittHealth Santa Rosa | | 25 | 3 | 11% | 28 |
| ADVENTIST HEALTH SYSTEM FLORIDA | | 23 | 5 | 18% | 28 |
| IPSUM DIAGNOSTICS | | | 28 | 100% | 28 |
| LabCorp L#09258130 M#09258125 | | 11 | 17 | 61% | 28 |
| ADVENT HEALTH - ALTAMONTE SPRINGS | | 23 | 5 | 18% | 28 |
| ELLENTON PEDIATRICS PA | | 25 | 3 | 11% | 28 |
| NAPLES PEDIATRICS INC | | 27 | 1 | 4% | 28 |
| ESCAMBIA COUNTY JAIL | | 16 | 12 | 43% | 28 |
| TRADITIONAL HOME CARE INC | | 28 | | | 28 |
| SANFORD MOBILE LAB PGA TOUR | | 27 | 1 | 4% | 28 |
| LONGLEAF DIAGNOSTIC LABORATORIES | | 3 | 25 | 89% | 28 |
| ADVENT HEALTH - LAKE WALES | | 20 | 8 | 29% | 28 |
| HENDRY REGIONAL MEDICAL CENTER CLINICAL LABORATORY | | 27 | 1 | 4% | 28 |
| JACKSON HEALTH SYSTEM | | 1 | 26 | 96% | 27 |
| SUNCOAST LABS | | | 27 | 100% | 27 |
| MEDICAL CONSULTANTS OF FLORIDA LLC | | 26 | 1 | 4% | 27 |
| ROSECASTLE OF ZEPHRHILLS | | 26 | 1 | 4% | 27 |
| UCLA HEALTHCARE CLINICAL LABS | | 23 | 4 | 15% | 27 |
| CDC | | 17 | 10 | 37% | 27 |
| CORAL GABLES NURSING & REHABILITATION CENTER | | 22 | 5 | 19% | 27 |
| PECONIC BAY MEDICAL CENTER LABORATORY | | 23 | 4 | 15% | 27 |
| FOUNTAIN INN NURSING & REHABILITATION CTR, INC | | 27 | | | 27 |
| PROMPT CARE OF CENTRAL FLORIDA | | | 27 | 100% | 27 |
| OAKTREE HEALTHCARE | | | 27 | 100% | 27 |
| PALM GARDEN OF JACKSONVILLE | | 26 | 1 | 4% | 27 |
| BENTON HOUSE OF ST JOHNS | | 27 | | | 27 |
| FAST TRACK URGENT CARE CENTER - SEMINOLE | | | 26 | 100% | 26 |
| VILLAS OF HOLLY BROOK - BRADENTON 14TH | | 26 | | | 26 |
| CENTURY CENTER FOR REHABILITATION & HEALING | | 16 | 10 | 38% | 26 |
| ROCKLEDGE REGIONAL MEDICAL CENTER | | 18 | 8 | 31% | 26 |
| Concordia Village of Tampa AL | | 26 | | | 26 |
| MONCRIEF ARMY HEALTH CLINIC | | | 26 | 100% | 26 |
| ADVENT HEALTH CENTRA CARE - SAND LAKE | | 2 | 24 | 92% | 26 |
| SANTA BARBARA CARE CENTER | | 16 | 10 | 38% | 26 |
| AFC URGENT CARE FAMILY CARE | | | 26 | 100% | 26 |
| PERSONAL PEDIATRICS | | 24 | 2 | 8% | 26 |

COVID-19: testing by laboratory

Data through Nov 24, 2020 verified as of Nov 25, 2020 at 09:25 AM

Data in this report are provisional and subject to change.

The numbers in the table below represent the number of Florida and non-Florida residents for whom test results were received by the Department of Health. A person can be tested by more than one laboratory and can have both positive and negative results. **Therefore, the sum of the numbers in each column will be larger than the total number of people tested.**

| Reporting lab | Inconclusive | Negative | Positive | Percent positive | Total |
|---|--------------|----------|----------|------------------|-------|
| BAY VUE NURSING AND REHABILITATION CENTER | | 26 | | | 26 |
| LOOP PEDIATRICS | | 22 | 4 | 15% | 26 |
| COMPREHENSIVE CHILDCARE | | 20 | 6 | 23% | 26 |
| ECOLAB GROUP | | 4 | 22 | 85% | 26 |
| REDI-MED WALK-IN FAMILY CARE | | | 26 | 100% | 26 |
| PALM RIVER COMMUNITY HEALTH CENTER | | 22 | 4 | 15% | 26 |
| ADVENTHEALTH CENTRA CARE WATERFORD LAKES | | 4 | 22 | 85% | 26 |
| HEALTH FIRST - VIERA HOSPITAL | | 1 | 25 | 96% | 26 |
| CANOPY ON BERRYHILL, THE | | 26 | | | 26 |
| COLOR GENOMICS, INC. | | 24 | 2 | 8% | 26 |
| THE MINIER URGENT CARE | | 20 | 6 | 23% | 26 |
| CONNECTICUT DEPARTMENT OF HEALTH | | 22 | 3 | 12% | 25 |
| STUART URGENT CARE | | | 25 | 100% | 25 |
| QUICK CARE MED | | 18 | 7 | 28% | 25 |
| FAMILY EXTENDED CARE OF CENTRAL TAMPA | | 25 | | | 25 |
| SANITAS | | 4 | 21 | 84% | 25 |
| MAINSTREET FAMILY URGENT CARE | | 1 | 24 | 96% | 25 |
| URGENT CARE & WELLNESS CENTER | | 3 | 22 | 88% | 25 |
| ADVENT HEALTH CENTRA CARE - LAKE BUTLER BOULEVARD | | | 25 | 100% | 25 |
| NORTHWELL HEALTH PLAINVIEW HOSPITAL LABORATORY | | 22 | 3 | 12% | 25 |
| QHC UPSTATE MEDICAL PC | | 21 | 4 | 16% | 25 |
| FLORIDA DEPARTMENT OF HEALTH IN POLK COUNTY | | 25 | | | 25 |
| PENSACOLA DEVELOPMENTAL CENTER | | 9 | 16 | 64% | 25 |
| ATLANTIC URGENT CARE | | 12 | 13 | 52% | 25 |
| ST. CLOUD HOSPITAL | | 20 | 5 | 20% | 25 |
| EXPRESS URGENT CARE LLC | | | 25 | 100% | 25 |
| CLARIDGE HOUSE NURSING CENTER | | 24 | 1 | 4% | 25 |
| TARPON POINT NURSING AND REHABILITATION CENTER | | 24 | | | 24 |
| TRUGENX | | 1 | 23 | 96% | 24 |
| ROSECASTLE OF CITRUS | | 24 | | | 24 |
| SONNIS PEDIATRICS PA | | 24 | | | 24 |
| IQBAL A FARUQUI MD | | 19 | 5 | 21% | 24 |
| AVENTIS BIO-SERVICES CTL | | 24 | | | 24 |
| DAYSPRING VILLAGE | | 24 | | | 24 |
| WINTER GARDEN REHAB AND NURSING CENTER | | 24 | | | 24 |
| COURTYARDS OF ORLANDO | | 24 | | | 24 |
| NEOGENOMICS LABORATORIES INC | | 24 | | | 24 |
| CATHOLIC HEALTH SERVICES REGIONAL LAB | | 20 | 4 | 17% | 24 |
| LABORATORY DYNAMICS | | 20 | 4 | 17% | 24 |
| University Hills health and Rehabilitation | | 15 | 9 | 38% | 24 |
| CDR MAGUIRE - MIAMI BEACH CC MISSION 17388 | | 2 | 22 | 92% | 24 |
| MED ONE AT SAINT AUGUSTINE | | 20 | 4 | 17% | 24 |
| PEDIATRIC SPECIALISTS MEDICAL GROUP | 1 | 22 | 1 | 4% | 24 |
| WESTMINSTER WOODS ON JULINGTON CREEK | | 22 | 2 | 8% | 24 |
| FAMILY CARE PARTNERS | | 14 | 10 | 42% | 24 |
| NO FLORIDA PEDIATRICS, PA - BRADFORD | | 23 | 1 | 4% | 24 |
| WELLOW URGENT CARE | | 23 | 1 | 4% | 24 |

COVID-19: testing by laboratory

Data through Nov 24, 2020 verified as of Nov 25, 2020 at 09:25 AM

Data in this report are provisional and subject to change.

The numbers in the table below represent the number of Florida and non-Florida residents for whom test results were received by the Department of Health. A person can be tested by more than one laboratory and can have both positive and negative results. **Therefore, the sum of the numbers in each column will be larger than the total number of people tested.**

| Reporting lab | Inconclusive | Negative | Positive | Percent positive | Total |
|---|--------------|----------|----------|------------------|-------|
| CHILDRENS MEDICAL ASSOCIATION PA | | 14 | 10 | 42% | 24 |
| GRACE PEDIATRICS | | 18 | 6 | 25% | 24 |
| MADWAR | | 19 | 5 | 21% | 24 |
| CHARTER SENIOR LIVING OF PANAMA CITY BEACH | | 18 | 6 | 25% | 24 |
| UNIPATH | | 17 | 7 | 29% | 24 |
| SENIOR HEALTH OF WINTER PARK DUNDEE | | 23 | | | 23 |
| UF HEALTH NORTH JACKSONVILLE | | | 23 | 100% | 23 |
| COLLIER HMA PHYSICIAN MANAGEMENT LLC | | 18 | 5 | 22% | 23 |
| PARK WEST MEDICAL CENTER | | 22 | 1 | 4% | 23 |
| UNIVERSITY HILLS HEALTH AND REHABILITATION CENTER | | 18 | 5 | 22% | 23 |
| ISLAND COAST PEDIATRICS PA | | 22 | 1 | 4% | 23 |
| MINUTE CLINIC INCORPORATE | | 19 | 4 | 17% | 23 |
| NATURE COAST MEDICAL GROUP | | 18 | 5 | 22% | 23 |
| WAVE CREST HEALTH AND REHABILITATION CENTER | | 23 | | | 23 |
| EXPRESS CARE OF BELLEVIEW | | 23 | | | 23 |
| GRAND ST PAUL CVS | | 23 | | | 23 |
| MARTIN ACQUISITION 1 LLC DBA | | 23 | | | 23 |
| THE TERRACE OF JACKSONVILLE | | 3 | 20 | 87% | 23 |
| life Care Center of Melbourne | | 11 | 12 | 52% | 23 |
| ARBOR FACILITY INC | | 23 | | | 23 |
| HEALTH FIRST ADVENTHEALTH CENTRA CARE TITUSVILLE | | 23 | | | 23 |
| EGL GENETIC DIAGNOSTICS | | 1 | 22 | 96% | 23 |
| STATEN ISLAND UNIVERSITY HOSPITAL-POUCH | | 23 | | | 23 |
| CENTRA CARE – LAKE NONA | | 3 | 20 | 87% | 23 |
| COOPER FAMILY MEDICAL, PLLC | | 19 | 4 | 17% | 23 |
| HUNT CLUB PEDIATRIC ASSOCIATES PA | | 22 | 1 | 4% | 23 |
| MINNESOTA TWINS | | 23 | | | 23 |
| IMA MEDICAL GROUP POINCIANA | | 11 | 12 | 52% | 23 |
| PENNSYLVANIA DEPT OF HEALTH | | 19 | 4 | 17% | 23 |
| Glades West Rehabilitation and Nursing Center | | 22 | | | 22 |
| SUNTREE INTERNAL MEDICINE | | 22 | | | 22 |
| HENNEPIN COUNTY MEDICAL CENTER (HCMC) | | 12 | 10 | 45% | 22 |
| MD 365 MEDICAL CARE PLLC | | 22 | | | 22 |
| Sunnyside Nursing Home | | 22 | | | 22 |
| FLORIDA PEDIATRICS | | 6 | 16 | 73% | 22 |
| PONTE VEDRA GARDENS | | 22 | | | 22 |
| WUESTHOFF MEDICAL CENTER-MELBOURNE | | | 22 | 100% | 22 |
| DIACARTA INC. | | 22 | | | 22 |
| JACKSONVILLE UNIVERSITY | | 20 | 2 | 9% | 22 |
| BROOKDALE UNIVERSITY HOSPITAL | | 21 | 1 | 5% | 22 |
| FIRST CHOICE PEDIATRICS LOOP | | 20 | 2 | 9% | 22 |
| WHITE WILSON MEDICAL IMMEDIATE CARE NICEVILLE | | | 22 | 100% | 22 |
| CARDIOLOGY AND MEDICINE ASSOCIATES | | 18 | 4 | 18% | 22 |
| MEDLOGIC, LLC | | 3 | 19 | 86% | 22 |
| NORTH FLORIDA PEDIATRICS | | 21 | 1 | 5% | 22 |
| MEDEXPRESS URGENT CARE - CLEWISTON | | | 22 | 100% | 22 |
| ACTIVE SENIOR LIVING | | 20 | 2 | 9% | 22 |

COVID-19: testing by laboratory

Data through Nov 24, 2020 verified as of Nov 25, 2020 at 09:25 AM

Data in this report are provisional and subject to change.

The numbers in the table below represent the number of Florida and non-Florida residents for whom test results were received by the Department of Health. A person can be tested by more than one laboratory and can have both positive and negative results. **Therefore, the sum of the numbers in each column will be larger than the total number of people tested.**

| Reporting lab | Inconclusive | Negative | Positive | Percent positive | Total |
|--|--------------|----------|----------|------------------|-------|
| MOBILE DIVISION LABORATORY | | 7 | 15 | 68% | 22 |
| FHMG-FLORIDA HOSPITAL MEDICAL GROUP | | 19 | 3 | 14% | 22 |
| SOLARIS HEALTHCARE MERRITT ISLAND | | 19 | 3 | 14% | 22 |
| PENSACOLA PEDIATRICS - PACE | | 16 | 6 | 27% | 22 |
| AMERICA'S PHARMACY LLC | | 20 | 1 | 5% | 21 |
| SUNQUEST | | 3 | 18 | 86% | 21 |
| VASSAR BROTHERS MEDICAL CENTER LABORATORY | | 20 | 1 | 5% | 21 |
| MINUTE CLINIC LLC #2216 | | 20 | 1 | 5% | 21 |
| MADISON COUNTY MEMORIAL HOSP | | 12 | 9 | 43% | 21 |
| CLINICAL PATHOLOGY LABORATORIES SOUTHEAST | | | 21 | 100% | 21 |
| BROWARD HEALTH MEDICAL CENTER CLINICAL LAB | | | 21 | 100% | 21 |
| CENTRA CARE - SAND LAKE | | | 21 | 100% | 21 |
| STATE LAB | | 2 | 19 | 90% | 21 |
| GOOD SAMARITAN CENTER | | 21 | | | 21 |
| HEALTH PARK CARE CENTER | | 21 | | | 21 |
| ST JUDE CHILDRENS RESEARCH HOSPITAL | | 21 | | | 21 |
| KEY PRIMARY CARE | | | 21 | 100% | 21 |
| VILLAGE PEDIATRICS LLC | | 17 | 4 | 19% | 21 |
| BOCA BIOLISTIC REFERENCE LAB | | | 21 | 100% | 21 |
| EVERLYWELL | | 14 | 7 | 33% | 21 |
| ST. ANNE'S NURSING CENTER & RESIDENCE | | 21 | | | 21 |
| STEWART MEDICAL GROUP | | | 21 | 100% | 21 |
| QUICK CARE MED LLC | | 20 | 1 | 5% | 21 |
| PATHGROUP | | | 21 | 100% | 21 |
| ADVENT HEALTH CENTRA CARE - APOPKA NORTH | | 10 | 11 | 52% | 21 |
| PATRIOT MEDICAL LABORATORIES | | 20 | 1 | 5% | 21 |
| BAPTIST HEALTH SOUTH FLORIDA - WEST BOCA URGENT CARE | | | 21 | 100% | 21 |
| PULMONARY SPECIALISTS OF THE PALM BEACHES | | 15 | 6 | 29% | 21 |
| Darcy Hall Of Life Care | | 20 | | | 20 |
| CRONOS CLINICAL LABORATORY | | 20 | | | 20 |
| LATE HOURS URGENT CARE | | 7 | 13 | 65% | 20 |
| MEDICAL EXPRESS CORP | | 18 | 2 | 10% | 20 |
| LABORATORY ALLIANCE OF CENTRAL NEW YORK | | 19 | 1 | 5% | 20 |
| UNIVERSITY OF NORTH FLORIDA STUDENT HEALTH | | 17 | 3 | 15% | 20 |
| THE CHAPPEL GROUP RESEARCH | | 20 | | | 20 |
| FLORIDA DEPARTMENT OF HEALTH CLAY COUNTY | | | 20 | 100% | 20 |
| TAYLORVILLE FAMILY MEDICINE | | 15 | 5 | 25% | 20 |
| MINUTECLINIC DIAGNOSTIC OF RHODE ISLAND, LLC #212 | | 20 | | | 20 |
| SOUTHERN LABORATORY | | 3 | 17 | 85% | 20 |
| AMERICAN FAMILY MEDICAL LLC | | 15 | 5 | 25% | 20 |
| NEW SMYRNA BEACH URGENT CARE | | | 20 | 100% | 20 |
| EXCEL PEDIATRICS | | 9 | 11 | 55% | 20 |
| UPMC CHAUTAUQUA AT WCA LABORATORY | | 19 | 1 | 5% | 20 |
| REDI MED LLC | | | 20 | 100% | 20 |
| HEALTHY MINORS, LLC. | | 20 | | | 20 |
| MONTEFIORE NEW ROCHELLE HOSPITAL | | 19 | 1 | 5% | 20 |
| METRO KNOXVILLE HMA | | 19 | 1 | 5% | 20 |

COVID-19: testing by laboratory

Data through Nov 24, 2020 verified as of Nov 25, 2020 at 09:25 AM

Data in this report are provisional and subject to change.

The numbers in the table below represent the number of Florida and non-Florida residents for whom test results were received by the Department of Health. A person can be tested by more than one laboratory and can have both positive and negative results. **Therefore, the sum of the numbers in each column will be larger than the total number of people tested.**

| Reporting lab | Inconclusive | Negative | Positive | Percent positive | Total |
|--|--------------|----------|----------|------------------|-------|
| PORT CHARLOTTE REHABILITATION CENTER | | 18 | 2 | 10% | 20 |
| CORAL GABLES HOSPITAL | | | 20 | 100% | 20 |
| MEDCOMP SCIENCES | | | 20 | 100% | 20 |
| INTERNATIONAL MEDICAL LABORATORY | | 20 | | | 20 |
| CARENOW - DOWNTOWN NORTH GULCH | | 20 | | | 20 |
| FLORIDA PEDIATRIC GROUP | | 5 | 14 | 74% | 19 |
| The Grove Health and Rehabilitation | | 12 | 7 | 37% | 19 |
| MILLENNIUM PHYSICIAN GROUP LLC | | 18 | 1 | 5% | 19 |
| REDITUS LABORATORIES | | | 19 | 100% | 19 |
| LAB INTERMARKET FACILITY LAB | | 1 | 18 | 95% | 19 |
| US MEDICAL CARE, INC | | 16 | 3 | 16% | 19 |
| TRADITIONAL HOME HEALTH OF PALM BEACH INC | | 19 | | | 19 |
| ESOTERIX GENETIC LABORATORIES | | 16 | 3 | 16% | 19 |
| ALTERNATIVE LIVING, INC DBA TWIN CITIES PAVILION | | 19 | | | 19 |
| MED HEALTH SERVICES | | 18 | 1 | 5% | 19 |
| TGH MEDICAL GROUP LABORATORY CARROLLWOOD | | | 19 | 100% | 19 |
| CENTRA CARE - DR. PHILLIPS | | 1 | 18 | 95% | 19 |
| BARRY UNIVERSITY STUDENT HEALTH SERVICES | | 10 | 9 | 47% | 19 |
| STONE WASH CLINICAL LABORATORIES | | 2 | 17 | 89% | 19 |
| Solaris Healthcare Lake Bennet | | 17 | 2 | 11% | 19 |
| ADVENT HEALTH - LAKE MARY PEDIATRICS | | 12 | 7 | 37% | 19 |
| INTEGRATED REGIONAL LABORATORIES - LARGO | | | 19 | 100% | 19 |
| CENTRAL FLORIDA HEALTH CARE INC | | 2 | 17 | 89% | 19 |
| LONG ISLAND JEWISH MED CTR | | 18 | 1 | 5% | 19 |
| INTERCOASTAL MEDICAL GROUP | | | 19 | 100% | 19 |
| ManorCare Health Services-Palm Harbor | | 19 | | | 19 |
| VILLAGE ON THE ISLE☐ | | 17 | 2 | 11% | 19 |
| CL BRUMBACK PRIMARY CARE CLINIC LANTANA | | 1 | 18 | 95% | 19 |
| BAYVIEW MEDICAL | | 19 | | | 19 |
| Solaris Senior Living North Naples ALF | | 18 | | | 18 |
| MADISON CORE LABORATORIES | | 17 | 1 | 6% | 18 |
| BETHUNE-COOKMAN UNIVERSITY | | | 18 | 100% | 18 |
| TOTAL RENAL LABORATORIES INC | | 13 | 5 | 28% | 18 |
| EC OPCO CARROLLWOOD LLC | | 13 | 5 | 28% | 18 |
| MINUTE CLINIC, LLC DBA MINUTECLINIC #4505 | | 17 | 1 | 6% | 18 |
| MOORINGS PARK OAKSTONE AT GREY OAKS | | 17 | 1 | 6% | 18 |
| ST PETER'S BENDER LABORATORY | | 18 | | | 18 |
| SEVEN RIVERS REGIONAL MEDICAL CENTER | | 5 | 13 | 72% | 18 |
| BIG BOCA SMILES LLC☐ | | 17 | 1 | 6% | 18 |
| IMA MEDICAL GROUP | | 13 | 5 | 28% | 18 |
| ADVANCED MEDICAL GROUP | | | 18 | 100% | 18 |
| FHMG- FLORIDA HOSPITAL MEDICAL GROUP | | 13 | 5 | 28% | 18 |
| PEDIATRICS BY THE SEA | | 18 | | | 18 |
| UNION MEDICAL CARE | | 18 | | | 18 |
| POARCH BANC CREEK INDIANS TRIBAL HEALTH DEPARTMENT | | | 18 | 100% | 18 |
| XPRESS WELLNESS URGENT CARE | | | 18 | 100% | 18 |
| PARAMOUNT URGENT CARE INC | | | 18 | 100% | 18 |

COVID-19: testing by laboratory

Data through Nov 24, 2020 verified as of Nov 25, 2020 at 09:25 AM

Data in this report are provisional and subject to change.

The numbers in the table below represent the number of Florida and non-Florida residents for whom test results were received by the Department of Health. A person can be tested by more than one laboratory and can have both positive and negative results. **Therefore, the sum of the numbers in each column will be larger than the total number of people tested.**

| Reporting lab | Inconclusive | Negative | Positive | Percent positive | Total |
|--|--------------|----------|----------|------------------|-------|
| HEALTH CENTRAL PARK | | 18 | | | 18 |
| CROSSWINDS HEALTH AND REHABILITATION CENTER | | 18 | | | 18 |
| LABCORP RTP | | 2 | 16 | 89% | 18 |
| TPCA CLINICAL LABORATORIES | | 15 | 3 | 17% | 18 |
| ZON BEACHSIDE LLC | | 15 | 3 | 17% | 18 |
| PRACTICE MANAGEMENT OF AMERICA, INC. | | 1 | 16 | 94% | 17 |
| LAKESIDE NEUROLOGIC | | 14 | 3 | 18% | 17 |
| WORKPLACE SCREENING INTELLIGENCE | | | 17 | 100% | 17 |
| FLORIDA DEPARTMENT OF HEALTH IN LAKE COUNTY | | 10 | 7 | 41% | 17 |
| GOOD SAMARITAN HOSPITAL LABORATORY | | 14 | 3 | 18% | 17 |
| CAREMED INTERNAL MEDICINE | | | 17 | 100% | 17 |
| JAMAICA HOSPITAL MEDICAL CENTER | | 17 | | | 17 |
| JACKSON NORTH MEDICAL CENTER | | 2 | 15 | 88% | 17 |
| AZALEA TRACE PHYSICIAN SERVICES | | 17 | | | 17 |
| MARATHON HEALTH FOR LIFE | | 15 | 2 | 12% | 17 |
| CLERMONT ADVENTHEALTH CENTRA CARE | | | 17 | 100% | 17 |
| SERENADES IN THE VILLAGES | | 16 | 1 | 6% | 17 |
| CARENOW URGENT CARE - LAKE MARY | | | 17 | 100% | 17 |
| HR SARASOTA OPERATOR LLC | | 11 | 6 | 35% | 17 |
| SOUTHSIDE HOSPITAL NORTHWELL HEALTH LABORATORY | | 16 | 1 | 6% | 17 |
| ALL FLORIDA FAMILY AND SPORTS MEDICINE | | 16 | 1 | 6% | 17 |
| ISLAND URGENT CARE PLLC DBA AFC URGENT CARE | | 16 | 1 | 6% | 17 |
| NIGHT LITE PEDIATRICS CENTER LLC | | 8 | 9 | 53% | 17 |
| DOCTORS MEMORIAL FAMILY PRACTICE | 2 | 12 | 3 | 18% | 17 |
| PHARMCO RX | | 14 | 3 | 18% | 17 |
| UVMC MICROBIOLOGY | | 16 | 1 | 6% | 17 |
| SUWANNEE HEALTH AND REHABILITATION CENTER | | 17 | | | 17 |
| WEST ISLIP URGENT CARE | | 17 | | | 17 |
| PALM HARBOR FAMILY PRACTICE & WALK-IN | | 13 | 4 | 24% | 17 |
| DAVID LAWRENCE CENTER | | 15 | 2 | 12% | 17 |
| CONSOLIDATED LAB SERVICES | | 8 | 9 | 53% | 17 |
| MINUTECLINIC, LLC #08366 | | 15 | 2 | 12% | 17 |
| TEN HEALTHCARE | | 2 | 15 | 88% | 17 |
| ASCENSION ST VINCENT'S PRIMARY CARE | | | 17 | 100% | 17 |
| GASTROENTEROLOGY ASSOCIATES OF PENSACOLA PA | | 16 | 1 | 6% | 17 |
| PHYSICIANS STAT | | | 17 | 100% | 17 |
| WALK IN MEDICAL URGENT CARE | | 17 | | | 17 |
| NURSES HELPING HANDS INC ALF | | 17 | | | 17 |
| CLINICA HISPANA | | | 17 | 100% | 17 |
| ARDEN COURTS OF LARGO FL, LLC | | 14 | 3 | 18% | 17 |
| FLORIDA COMMUNITY HEALTH CENTER OF ST. LUCIE | | 1 | 16 | 94% | 17 |
| Solaris HealthCare Windermere | | 15 | 2 | 12% | 17 |
| URGENT CARE CLINIC OF LINCOLN | | 14 | 2 | 13% | 16 |
| CARESPOT | | 1 | 15 | 94% | 16 |
| FLORIDA MEDICAL CLINIC LLC | | 16 | | | 16 |
| WARDE MEDICAL LABORATORY | | 11 | 5 | 31% | 16 |
| DCH REGIONAL MEDICAL CENTER LABORATORY | | 15 | 1 | 6% | 16 |

COVID-19: testing by laboratory

Data through Nov 24, 2020 verified as of Nov 25, 2020 at 09:25 AM

Data in this report are provisional and subject to change.

The numbers in the table below represent the number of Florida and non-Florida residents for whom test results were received by the Department of Health. A person can be tested by more than one laboratory and can have both positive and negative results. **Therefore, the sum of the numbers in each column will be larger than the total number of people tested.**

| Reporting lab | Inconclusive | Negative | Positive | Percent positive | Total |
|--|--------------|----------|----------|------------------|-------|
| GRAMERCY PARK URGENT CARE | | 16 | | | 16 |
| FLORIDA HOSPITAL LABS | | 7 | 9 | 56% | 16 |
| ISLAND URGENT CARE PLLC | | 16 | | | 16 |
| VIPEDIATRICS PLLC | | 15 | 1 | 6% | 16 |
| PEDIATRICS IN BREVARD PA- ROCKLEDGE | | 11 | 5 | 31% | 16 |
| FLORIDA HEALTH CARE DELAND | | | 16 | 100% | 16 |
| UNIVERSITY HOSPITAL | | 13 | 3 | 19% | 16 |
| PALMS FACILITY INC | | 16 | | | 16 |
| BROOKDALE PALMER RANCH | 1 | 15 | | | 16 |
| XERA MED RESEARCH | | | 16 | 100% | 16 |
| LEVY COUNTY DEPARTMENT OF HEALTH | | 15 | 1 | 6% | 16 |
| SOLARIS SENIOR LIVING VERO BEACH | | 16 | | | 16 |
| MILLENNIUM PHYSICIAN GRP LLC NAPLES PINE RIDGE | | | 16 | 100% | 16 |
| FAST TRACK URGENT CARE CENTER - TYRONE | | | 16 | 100% | 16 |
| PEDIATRIC HEALTH CARE ALLIANCE | | | 16 | 100% | 16 |
| LINCOLN DIAGNOSTIC LAB | | 15 | 1 | 6% | 16 |
| CITRUS MEMORIAL HOSPITAL | | | 16 | 100% | 16 |
| FAMILY CARE PARTNERS OF NORTHEAST FLORIDA LLC | | 3 | 13 | 81% | 16 |
| DISCOVERY VILLAGE AT MELBOURNE | | 15 | 1 | 6% | 16 |
| CARITHERS PEDIATRIC GROUP | | 9 | 7 | 44% | 16 |
| PEDIATRIC ASSOCIATES OF OCALA PA | | 14 | 2 | 13% | 16 |
| BAY PEDIATRICS PA | | 14 | 2 | 13% | 16 |
| THE COMMONWEALTH OF MASSACHUSETTS | | | 16 | 100% | 16 |
| WESTPAC LABS | | 1 | 15 | 94% | 16 |
| ALL FLORIDA FAMILY & SPORTS MEDICINE | | 15 | 1 | 6% | 16 |
| MAYO CLINIC JACKSONVILLE | | | 16 | 100% | 16 |
| MEDEXPRESS URGENT CARE - DELAND | | | 16 | 100% | 16 |
| HEALTH CENTRAL HOSPITAL | | | 16 | 100% | 16 |
| MAKO MEDICAL | | 14 | 2 | 13% | 16 |
| ADVENT HEALTH CENTRA CARE - LAKE BUENA VISTA | | | 15 | 100% | 15 |
| HOLLEY-NAVARRE MEDICAL CLINIC | | 5 | 10 | 67% | 15 |
| SAMANTHA WILSON CARE CENTER | | 15 | | | 15 |
| PREDICTIVE LABORATORIES, INC | | 13 | 2 | 13% | 15 |
| RIVERHEAD URGENT CARE | | 15 | | | 15 |
| WEST VOLUSIA FAMILY AND SPORTS MEDICINE | | 15 | | | 15 |
| ORLANDO HEALTH | | 2 | 13 | 87% | 15 |
| BROOKWOOD BAPTIST MEDICAL CENTER | | 14 | 1 | 7% | 15 |
| BOCA GRANDE HEALTH CLINIC | | 13 | 2 | 13% | 15 |
| STETSON UNIVERSITY STUDENT HEALTH CENTER | | 3 | 12 | 80% | 15 |
| HARMONY HEALTH OPCO, LLC | | 15 | | | 15 |
| EASTLAKE PEDIATRICS - TRINITY | | 15 | | | 15 |
| ANDALUSIA HEALTH | | 7 | 8 | 53% | 15 |
| ASURANCE SCIENTIFIC LABORATORIES | | 15 | | | 15 |
| ADVENT HEALTH - ZEPHYRHILLS | | | 15 | 100% | 15 |
| WATERMARK LAKE POINTE WOODS LLC | | 15 | | | 15 |
| MEDEXPRESS URGENT CARE CORAL SPRINGS | | | 15 | 100% | 15 |
| MILTON 4707 | | 15 | | | 15 |

COVID-19: testing by laboratory

Data through Nov 24, 2020 verified as of Nov 25, 2020 at 09:25 AM

Data in this report are provisional and subject to change.

The numbers in the table below represent the number of Florida and non-Florida residents for whom test results were received by the Department of Health. A person can be tested by more than one laboratory and can have both positive and negative results. **Therefore, the sum of the numbers in each column will be larger than the total number of people tested.**

| Reporting lab | Inconclusive | Negative | Positive | Percent positive | Total |
|--|--------------|----------|----------|------------------|-------|
| SINAI HOSPITAL OF BALTIMORE | | 15 | | | 15 |
| REDI-MED WALK IN FAMILY CLINIC | | | 15 | 100% | 15 |
| TITUSVILLE FAMILY PRACTICE | | 5 | 10 | 67% | 15 |
| BOZEMAN HEALTH DEACONESS HOSPITAL | | 12 | 3 | 20% | 15 |
| WEDGEWOOD HEALTHCARE CENTER | | 12 | 3 | 20% | 15 |
| HODGES CLUSTER | | 2 | 13 | 87% | 15 |
| CHAUTAUQUA REHABILITATION AND NURSING CENTER | | 14 | 1 | 7% | 15 |
| KEY WEST MEDICAL CENTER | 1 | 14 | | | 15 |
| JACOBI MEDICAL CENTER | | 15 | | | 15 |
| TGH URGENT CARE - RIVERVIEW | | | 15 | 100% | 15 |
| FLAGLER COLLEGE HEALTH SERVICES | | | 15 | 100% | 15 |
| DIATHERIX | | 13 | 2 | 13% | 15 |
| AMA MEDICAL GROUP LLC | | 14 | 1 | 7% | 15 |
| ST CATHERINE OF SIENA HOSPITAL | | 14 | 1 | 7% | 15 |
| ESTATES MEDICAL CENTER | | 12 | 2 | 14% | 14 |
| ASTORIA HEALTH AND REHABILITATION CENTER | | 13 | 1 | 7% | 14 |
| WALGREEN EASTERN CO, INC | | 14 | | | 14 |
| CALHOUN LIBERTY HOSPITAL | | | 14 | 100% | 14 |
| NOVANT HEALTH | | 11 | 3 | 21% | 14 |
| HEARTLAND PEDIATRICS OF LAKE PLACID PA | | 8 | 6 | 43% | 14 |
| POLK CHD BARTOW | | 13 | 1 | 7% | 14 |
| EMERGENCY PHYSICIANS MEDICAL CENTER LLC | | 6 | 8 | 57% | 14 |
| FELICIDAD MEDICAL CENTER | | | 14 | 100% | 14 |
| UAH STUDENT HEALTH CENTER | | 9 | 5 | 36% | 14 |
| AFC URGENT CARE | | 8 | 6 | 43% | 14 |
| HEALTHFIRST ADVENT HEALTH CENTRA CARE COCOA BEACH | | | 14 | 100% | 14 |
| SPRINGS AT BOCA CIEGA BAY,THE | | 14 | | | 14 |
| AFTER HOURS PEDIATRICS | | | 14 | 100% | 14 |
| FAMILY CARE CENTER OF ARLINGTON | | 9 | 5 | 36% | 14 |
| GREEN GABLES ASSISTED LIVING FACILITY | | 14 | | | 14 |
| MEDEMERGE | | 13 | 1 | 7% | 14 |
| OKEECHOBEE HEALTHCARE FACILITY | | | 14 | 100% | 14 |
| NORTH CAROLINA DEPARTMENT OF HEALTH & HUMAN SERVICES | | | 14 | 100% | 14 |
| APOLLOMDX LABS | | 1 | 13 | 93% | 14 |
| TELEVISIT MALABAR PEDIATRICS | | 5 | 9 | 64% | 14 |
| ROYAL PALM SENIOR RESIDENCE | | 14 | | | 14 |
| MISSION OAKS ASSISTED LIVING | | 14 | | | 14 |
| HERITAGE OAKS ASSISTED LIVING & MEMORY CARE | | 11 | 3 | 21% | 14 |
| HOLISTIX TREATMENT CENTERS | | 12 | 2 | 14% | 14 |
| Emory L Bennett State Veterans Nursing Home | | 14 | | | 14 |
| CRANE CENTER | | 10 | 4 | 29% | 14 |
| LIFE BRITE | | 13 | 1 | 7% | 14 |
| SIGNATURE HEALTHCARE OF ORANGE PARK | | 14 | | | 14 |
| PINELLAS COUNTY JAIL | | | 14 | 100% | 14 |
| CARE CENTERS OF NASSAU | | 13 | 1 | 7% | 14 |
| CHARLES CROFT MD | 1 | 13 | | | 14 |
| LAKELAND NURSING AND REHABILITATION CENTER | | | 14 | 100% | 14 |

COVID-19: testing by laboratory

Data through Nov 24, 2020 verified as of Nov 25, 2020 at 09:25 AM

Data in this report are provisional and subject to change.

The numbers in the table below represent the number of Florida and non-Florida residents for whom test results were received by the Department of Health. A person can be tested by more than one laboratory and can have both positive and negative results. **Therefore, the sum of the numbers in each column will be larger than the total number of people tested.**

| Reporting lab | Inconclusive | Negative | Positive | Percent positive | Total |
|--|--------------|----------|----------|------------------|-------|
| SEMINOLE SPORTS AND FAMILY MEDICINE | | 14 | | | 14 |
| ST ELIZABETH MEDICAL CENTER LABORATORY | | 13 | 1 | 7% | 14 |
| NEW YORK PRESBYTERIAN - ALLEN HOSPITAL | | 14 | | | 14 |
| BENTON HOUSE OF PORT ORANGE | | 8 | 6 | 43% | 14 |
| THE CANOPY AT HARPER LAKE | 1 | | 13 | 93% | 14 |
| UNIV OF ROCHESTER-STRONG MEMORIAL HOSP | | 14 | | | 14 |
| ROCKLEDGE FAMILY HEALTH | | | 14 | 100% | 14 |
| MIRACLE HILL NURSING & REHABILITATION CENTER INC | | 11 | 2 | 15% | 13 |
| TUKA PEDIATRICS | | 1 | 12 | 92% | 13 |
| PHYSICIANS PRIMARY CARE OF SOUTHWEST FLORIDA | | 9 | 4 | 31% | 13 |
| LITTLE NECK URGENT CARE | | 13 | | | 13 |
| AMMON ANALYTICAL LABORATORIES | | 12 | 1 | 8% | 13 |
| VILLA OF KINGS AND QUEENS OF DELRAY | | 13 | | | 13 |
| PREMISE HEALTH MIA | | | 13 | 100% | 13 |
| AURORA DIAGNOSTICS | | 2 | 11 | 85% | 13 |
| KINDRED AT HOME | | 10 | 3 | 23% | 13 |
| ERIC C MARSHAL MD, PC DBA MINUTECLINIC | | 12 | 1 | 8% | 13 |
| ADVANCED URGENT CARE | | 11 | 2 | 15% | 13 |
| CLINICAL LABORATORY SERVICES | | | 13 | 100% | 13 |
| FLORIDA HEALTH CARE PLANS INC | | 1 | 12 | 92% | 13 |
| CARESPOT OF NOCATEE | | | 13 | 100% | 13 |
| EPIPHANY HEALTH | | 7 | 6 | 46% | 13 |
| CDR MAGUIRE INC | 1 | 2 | 10 | 77% | 13 |
| BOCA SIMON | | 1 | 12 | 92% | 13 |
| HEARTLAND HEALTHCARE AND REHAB CENTER | | | 13 | 100% | 13 |
| MED COMP SCIENCES | | | 13 | 100% | 13 |
| WOODS OF MANATEE SPRINGS INC, THE | | 13 | | | 13 |
| MAUREEN OROURKE-FUTEY | | | 13 | 100% | 13 |
| OPIS ISLAND LAKE CENTER | | 13 | | | 13 |
| MY CLINICAL LAB INC | | 4 | 9 | 69% | 13 |
| GLEN COVE HOSPITAL | | 13 | | | 13 |
| SOUTHEAST FAMILY HEALTHCARE CENTER | | | 13 | 100% | 13 |
| SRMC AVALON | | 9 | 4 | 31% | 13 |
| FLORIDA STATE HOSPITAL | | | 13 | 100% | 13 |
| HUNT CLUB MEDICAL | | 12 | 1 | 8% | 13 |
| SPRINGS AT LAKE POINTE WOODS | | 13 | | | 13 |
| IN-OFFICE LAB | | 12 | 1 | 8% | 13 |
| NORTH FLORIDA PEDIATRICS - JACKSONVILLE | | 13 | | | 13 |
| ESCAMBIA COMMUNITY CLINIC | | 2 | 11 | 85% | 13 |
| PINES NURSING HOME | | 12 | 1 | 8% | 13 |
| ST. JUDES LABORATORIES | | 12 | 1 | 8% | 13 |
| LEESBURG PEDIATRICS | | 11 | 1 | 8% | 12 |
| VPA PC LAB | | 12 | | | 12 |
| HELIX DIAGNOSTICS | | | 12 | 100% | 12 |
| FLAGLER HOSPITAL INC | 2 | | 10 | 83% | 12 |
| NOVANT HEALTH GOHEALTH URGENT CARE-HARRISBURG | | 5 | 7 | 58% | 12 |
| JA POC MANUAL SUBSECTION | | 12 | | | 12 |

COVID-19: testing by laboratory

Data through Nov 24, 2020 verified as of Nov 25, 2020 at 09:25 AM

Data in this report are provisional and subject to change.

The numbers in the table below represent the number of Florida and non-Florida residents for whom test results were received by the Department of Health. A person can be tested by more than one laboratory and can have both positive and negative results. **Therefore, the sum of the numbers in each column will be larger than the total number of people tested.**

| Reporting lab | Inconclusive | Negative | Positive | Percent positive | Total |
|--|--------------|----------|----------|------------------|-------|
| CANTON-POTSDAM HOSPITAL LABORATORY | | 12 | | | 12 |
| FAMILY CARE CYPRESS CREEK | | 1 | 11 | 92% | 12 |
| AMERICAN ESOTERIC LABORATORIES | | | 12 | 100% | 12 |
| ALZHEIMERS CARE CENTER OF VIERA LTD | | 6 | 6 | 50% | 12 |
| SHELBY COUNTY HEALTH CARE CORPORATION | | 9 | 3 | 25% | 12 |
| UNIVERSITY LAB | | | 12 | 100% | 12 |
| AU HEALTH | | 8 | 4 | 33% | 12 |
| CAPE REGIONAL MEDICAL CENTER | | 12 | | | 12 |
| NO NAME | | 8 | 4 | 33% | 12 |
| MCWHORTER SCHOOL OF PHARMACY | | 12 | | | 12 |
| IREPERTOIRE_MOL_LAB | | 12 | | | 12 |
| PARKWEST MEDICAL CENTER | | 10 | 2 | 17% | 12 |
| MELBOURNE FAMILY PRACTICE | | 11 | 1 | 8% | 12 |
| HARBOUR ISLAND PEDIATRICS | | 9 | 3 | 25% | 12 |
| NAPLES GREEN VILLAGE | | 12 | | | 12 |
| ARBOR OAKS AT TYRONE | 1 | 11 | | | 12 |
| ADVENT HEALTH PARTIN SETTLEMENT HEALTH PARK | | 7 | 5 | 42% | 12 |
| GLEN OAKS HEALTH AND REHABILITATION CENTER | | | 12 | 100% | 12 |
| MI2297090CV HOLLAND-23D2189684 | | 12 | | | 12 |
| FG RAPID RESULTS | | 12 | | | 12 |
| LEON CHD | | 12 | | | 12 |
| PREMIER MEDICAL ASSOCIATES ALL FLORIDA LLC | | 12 | | | 12 |
| NEWYORK-PRESBYTERIAN/ LAWRENCE HOSPITAL LABORATORY | | 11 | 1 | 8% | 12 |
| NORTH CENTRAL BRONX HOSPITAL | | 11 | 1 | 8% | 12 |
| SNH BRFL TENANT LLC | | 12 | | | 12 |
| RITECARE MEDICAL CENTER | | | 12 | 100% | 12 |
| FLORIDA DEPARMENT OF HEALTH CLAY COUNTY | | | 12 | 100% | 12 |
| PROMEDICA LABORITORIES | | 11 | 1 | 8% | 12 |
| SANDY PINES | | 12 | | | 12 |
| COLORADO DEPARTMENT OF HEALTH LABORATORY SERVICES DIVISION | | | 12 | 100% | 12 |
| LIFE CARE OF PORT SAINT LUCIE | | 3 | 9 | 75% | 12 |
| DYNAMIC DNA LAB | | 1 | 11 | 92% | 12 |
| INTERLACHEN PEDIATRICS PA | | 12 | | | 12 |
| HUDSON VALLEY HOSPITAL CENTER LABORATORY | | 11 | 1 | 8% | 12 |
| PLAINVIEW URGENT CARE | | 11 | 1 | 8% | 12 |
| CENTRAL FLORIDA PEDIATRICS | | 5 | 7 | 58% | 12 |
| CALADIUM PEDIATRICS | | 11 | 1 | 8% | 12 |
| MEDEXPRESS URGENT CARE OF BOYNTON BEACH LLC | | 1 | 11 | 92% | 12 |
| NIGHT LITE PEDIATRIC CENTER | | 8 | 4 | 33% | 12 |
| FUNGAL REFERENCE LABORATORY | | 12 | | | 12 |
| BROWARD DIALYSIS | | | 12 | 100% | 12 |
| CLEVELAND CLINIC | | | 12 | 100% | 12 |
| UM MILLER SCHOOL OF MEDICINE | | | 12 | 100% | 12 |
| GRAND VILLA OF ST PETERSBURG | | 11 | 1 | 8% | 12 |
| DALE MEDICAL CENTER | | 8 | 4 | 33% | 12 |
| FLORIDA DEPT OF HEALTH | | 4 | 8 | 67% | 12 |
| VETERANS AFFAIRS MEDICAL CENTER - NEW YORK HARBOR | | 11 | 1 | 8% | 12 |

COVID-19: testing by laboratory

Data through Nov 24, 2020 verified as of Nov 25, 2020 at 09:25 AM

Data in this report are provisional and subject to change.

The numbers in the table below represent the number of Florida and non-Florida residents for whom test results were received by the Department of Health. A person can be tested by more than one laboratory and can have both positive and negative results. **Therefore, the sum of the numbers in each column will be larger than the total number of people tested.**

| Reporting lab | Inconclusive | Negative | Positive | Percent positive | Total |
|--|--------------|----------|----------|------------------|-------|
| FLORIDA DEPARTMENT OF HEALTH IN HILLSBOROUGH COUNTY | | | 12 | 100% | 12 |
| FINLAY C. LABORATORY | | 3 | 9 | 75% | 12 |
| APPLE DIAGNOSTICS LAB | | 5 | 7 | 58% | 12 |
| BONIFAY NURSING AND REHABILITATION CENTER | | | 12 | 100% | 12 |
| North Lake Care Center | | 11 | | | 11 |
| PRIMECARE OF DOTHAN-DALEVILLE CLINIC | | 9 | 2 | 18% | 11 |
| MORSELIFE MEMORY CARE RESIDENCE | | 11 | | | 11 |
| HARBORCHASE OF NAPLES | | 11 | | | 11 |
| JOHNS HOPKINS CHILDREN'S HOSPITAL | | | 11 | 100% | 11 |
| ELMCROFT OF BELLA VITA | | 11 | | | 11 |
| WINTER PARK CARE AND REHABILITATION | | | 11 | 100% | 11 |
| TOTTENVILLE CIRCLE URGENT CARE | | 11 | | | 11 |
| REGENCY SQUARE MALL - SEARS | | 1 | 10 | 91% | 11 |
| FORT SANDERS REGIONAL LABORATORY | | 11 | | | 11 |
| INTERSCIENCE DIAGNOSTIC LABORATORY | | 11 | | | 11 |
| WHITE WILSON MEDICAL CENTER IMMEDIATE CARE | | | 11 | 100% | 11 |
| PALMS MEDICAL GROUP - LAKE CITY WEST | | 3 | 8 | 73% | 11 |
| MAINSTREET FAMILY SELECT | | 1 | 10 | 91% | 11 |
| DMH STEINHATCHEE FAMILY MEDICINE | | 8 | 3 | 27% | 11 |
| PENSACOLA PEDIATRICS, PA | | 10 | 1 | 9% | 11 |
| JERICO URGENT CARE | | 11 | | | 11 |
| NCH DOWNTOWN NAPLES HOSPITAL | | 1 | 10 | 91% | 11 |
| Palms at Ponte Vedra Assisted Living and Memory Care | | 10 | 1 | 9% | 11 |
| HEALTH FIRST ADVENTHEALTH CENTRA CARE COCOA | | 2 | 9 | 82% | 11 |
| SHELBY BAPTIST MEDICAL CENTER | | 6 | 5 | 45% | 11 |
| LONG BEACH URGENT CARE | | 11 | | | 11 |
| STATEN ISLAND UNIVERSITY HOSPITAL | | 11 | | | 11 |
| JAMES A HALEY VETERANS HOSPITAL | | | 11 | 100% | 11 |
| ADVENTHEALTH CENTRA CARE COLONIAL TOWN | | 1 | 10 | 91% | 11 |
| PALM BEACH PATHOLOGY | | 9 | 2 | 18% | 11 |
| TROPICANA | | 5 | 6 | 55% | 11 |
| RIVER TOWN DIAGNOSTIC LLC | | 1 | 10 | 91% | 11 |
| LINCOLN MEDICAL AND MENTAL HEALTH CENTER | | 11 | | | 11 |
| CARE FAST MURABELLA | | 7 | 4 | 36% | 11 |
| BRYAN WHITFIELD MEMORIAL HOSPITAL | | 7 | 4 | 36% | 11 |
| CONNECTDX | | 2 | 9 | 82% | 11 |
| CORE LABORATORY | | 1 | 10 | 91% | 11 |
| FAMILY HEALTH CENTERS OF SWF LABS | | 1 | 10 | 91% | 11 |
| THE TERRACE OF SAINT CLOUD | | 9 | 2 | 18% | 11 |
| GOOD HEARTS COVID TESTING | | | 11 | 100% | 11 |
| BROOKLYN HOSPITAL CENTER DOWNTOWN CAMPUS | | 11 | | | 11 |
| MASSACHUSETTS GENERAL HOSPITAL | | 1 | 10 | 91% | 11 |
| FHCP-PORT ORANGE | | 3 | 8 | 73% | 11 |
| BULLS HEAD URGENT CARE | | 11 | | | 11 |
| MED PLUS FLORENCE | | 7 | 4 | 36% | 11 |
| FAWCETT MEMORIAL HOSPITAL LABORATORY | | | 11 | 100% | 11 |
| CHILDREN'S MEDICAL CENTER | | | 11 | 100% | 11 |

COVID-19: testing by laboratory

Data through Nov 24, 2020 verified as of Nov 25, 2020 at 09:25 AM

Data in this report are provisional and subject to change.

The numbers in the table below represent the number of Florida and non-Florida residents for whom test results were received by the Department of Health. A person can be tested by more than one laboratory and can have both positive and negative results. **Therefore, the sum of the numbers in each column will be larger than the total number of people tested.**

| Reporting lab | Inconclusive | Negative | Positive | Percent positive | Total |
|--|--------------|----------|----------|------------------|-------|
| SEVEN HILLS HEALTH AND REHABILITATION CENTER | | 11 | | | 11 |
| MEDIQUICK URGENT CARE CENTERS INC | | | 11 | 100% | 11 |
| TREASURE COAST URGENT CARE | | | 11 | 100% | 11 |
| ST VINCENT'S EAST | | 10 | 1 | 9% | 11 |
| ST JOSEPH HOSPITAL | | 10 | 1 | 9% | 11 |
| WALGREEN | | 3 | 8 | 73% | 11 |
| DISCOVERY VILLAGE AT NAPLES | | 11 | | | 11 |
| UMHC/SYLVESTER AT KENDALL | | 1 | 9 | 90% | 10 |
| COVANCE CENTRAL LABORATORY | | | 10 | 100% | 10 |
| LAKE HOWELL FAMILY MEDICINE ASSOCIATES | | 8 | 2 | 20% | 10 |
| CBC LAB | | 3 | 7 | 70% | 10 |
| SOUTHEASTERN LABORATORY | | | 10 | 100% | 10 |
| MEDICAL LABORATORY DIAGNOSTICS | | | 10 | 100% | 10 |
| BETHESDA HEALTH PHYSICIAN GROUP INC | | | 10 | 100% | 10 |
| NEW JERSEY DEPARTMENT OF HEALTH COMMUNICABLE DISEASE SERVICE | | 3 | 7 | 70% | 10 |
| EMERALD COAST HOSPICE - CRESTVIEW | | 10 | | | 10 |
| SUNCOAST URGENT CARE | | | 10 | 100% | 10 |
| ERDOX | | 10 | | | 10 |
| Life Care Center of Sarasota | | 5 | 5 | 50% | 10 |
| LAKE NONA MEDICAL SERVICES | | 3 | 7 | 70% | 10 |
| CARDIOLOGY AND MEDICINE ASSOCIATES INC | | 10 | | | 10 |
| COUNTY OF LOS ANGELES | | | 10 | 100% | 10 |
| URGENT CARE WEST CLINIC | | 8 | 2 | 20% | 10 |
| PRATTVILLE BAPTIST HOSPITAL | | 9 | 1 | 10% | 10 |
| HEALTH MED CENTERS | | 10 | | | 10 |
| SOLARIS SENIOR LIVING OF MERRITT ISLAND | | 10 | | | 10 |
| OCEAN REEF MEDICAL CENTER | | 2 | 8 | 80% | 10 |
| CORE BIO LABS | | 5 | 5 | 50% | 10 |
| VETERANS HOME | | | 10 | 100% | 10 |
| LEHIGH VALLEY HOSPITAL | | 3 | 7 | 70% | 10 |
| APPALACHIAN REGIONAL HEALTHCARE SYSTEM | | 10 | | | 10 |
| COMMUNITY HEALTH CENTER | | 2 | 8 | 80% | 10 |
| MHHS All Lab Subsection | | 10 | | | 10 |
| CARENOW LAKE MARY | | | 10 | 100% | 10 |
| ROCKLEDGE | | 1 | 9 | 90% | 10 |
| RJ LEE GROUP | | 10 | | | 10 |
| BEAUMONT LABORATORY | | | 10 | 100% | 10 |
| AVANTE ST CLOUD | | 7 | 3 | 30% | 10 |
| MEDIPATH LLC | | | 10 | 100% | 10 |
| PEDIATRIC HEALTH CARE ALLIANCE, P.A. | | | 10 | 100% | 10 |
| BLOUNT MEMORIAL HOSPITAL | | 9 | 1 | 10% | 10 |
| LAKE BALDWIN CBOC | | 9 | 1 | 10% | 10 |
| PINELLAS COUNTY HEALTH DEPARTMENT | | 2 | 8 | 80% | 10 |
| ACADIAN DIAGNOSTIC LABORATORIES | | 8 | 2 | 20% | 10 |
| NAPHCARE, INC. | | | 10 | 100% | 10 |
| EMERALD COAST PEDIATRICS | | | 10 | 100% | 10 |
| HARBORCHASE OF WELLINGTON CROSSING | | 9 | 1 | 10% | 10 |

COVID-19: testing by laboratory

Data through Nov 24, 2020 verified as of Nov 25, 2020 at 09:25 AM

Data in this report are provisional and subject to change.

The numbers in the table below represent the number of Florida and non-Florida residents for whom test results were received by the Department of Health. A person can be tested by more than one laboratory and can have both positive and negative results. **Therefore, the sum of the numbers in each column will be larger than the total number of people tested.**

| Reporting lab | Inconclusive | Negative | Positive | Percent positive | Total |
|--|--------------|----------|----------|------------------|-------|
| DEVELOPMENTAL DISABILITIES DEFENDANT PROGRAM | | 10 | | | 10 |
| NORTH OKALOOSA PHYSICIAN GROUP | | 10 | | | 10 |
| LONG ISLAND JEWISH VALLEY STREAM | | 10 | | | 10 |
| UNION MEDICAL CARE PLLC | | 10 | | | 10 |
| NEW YORK METHODIST HOSPITAL | | 10 | | | 10 |
| CHIPOLA MEDICAL ASSOCIATES | | 2 | 8 | 80% | 10 |
| CREATIVE TESTING SOLUTIONS | | 3 | 7 | 70% | 10 |
| BAPTIST MEDICAL CENTER EAST | | 8 | 2 | 20% | 10 |
| HCR MANORCARE | | 10 | | | 10 |
| TGH URGENT CARE POWERED BY FAST TRACK | | | 10 | 100% | 10 |
| ADVENT HEALTH EXPRESS CARE | | | 10 | 100% | 10 |
| ORANGE REGIONAL MEDICAL CENTER LABORATORY | | 8 | 2 | 20% | 10 |
| GADSDEN REGIONAL MEDICAL CENTER | | 10 | | | 10 |
| BROWARD HEALTH CARE | | | 10 | 100% | 10 |
| AMEERAH LABS, LLC | | 9 | 1 | 10% | 10 |
| LAKE MARY KIDS CENTRA CARE | | | 10 | 100% | 10 |
| BELLEVUE HOSPITAL CENTER DEPARTMENT | | 10 | | | 10 |
| LAKE CITY VA MEDICAL CENTER | | | 10 | 100% | 10 |
| LIFE CARE CENTER OF JACKSONVILLE | | | 10 | 100% | 10 |
| GOLD CHOICE SENIOR COMMUNITIES | | 9 | 1 | 10% | 10 |
| PATHOGENIUS LABORATORIES | | 2 | 7 | 78% | 9 |
| QUOTIENT SCIENCES LABS LLC | | | 9 | 100% | 9 |
| PLYMOUTH HARBOR INCORPORATED | | 9 | | | 9 |
| FIRST CHOICE PEDIATRICS WINTER SPRINGS | | 9 | | | 9 |
| MORTON PLANT MEASE | | | 9 | 100% | 9 |
| MEDEX REGIONAL LABORATORIES LLC | | 1 | 8 | 89% | 9 |
| KINDRED HOSPITAL THE PALM BEACHES | | 9 | | | 9 |
| MOUNT DORA PEDIATRICS | | 8 | 1 | 11% | 9 |
| LYSTER ACH FT RUCKER AL | | 8 | 1 | 11% | 9 |
| CHILDREN'S HEALTH CENTER INC. | | 7 | 2 | 22% | 9 |
| NIGHT LITE PEDIATRICS CENTER, LLC | | 1 | 8 | 89% | 9 |
| Maury Regional Hospital | | 6 | 3 | 33% | 9 |
| DB MD | | 8 | 1 | 11% | 9 |
| MICHIGAN DEPARTMENT OF HEALTH AND HUMAN SERVICES | | | 9 | 100% | 9 |
| FINNISH AMERICAN REST HOME-ALF | | 9 | | | 9 |
| CARENOW URGENT CARE-MT JULIET | | 8 | 1 | 11% | 9 |
| BAPTIST PRIMARY CARE, INC | | 9 | | | 9 |
| LUCID DIAGNOSTICS LABS | | | 9 | 100% | 9 |
| BAYONET POINT HOSPITAL | | | 9 | 100% | 9 |
| PHELPS HOSPITAL LABORATORY | | 9 | | | 9 |
| MID-FLORIDA PATHOLOGY, LLC | | 9 | | | 9 |
| FRICKS PHARMACY | | 8 | 1 | 11% | 9 |
| JEFFERSON K-12, A SOMERSET SCHOOL- CLINIC | | 8 | 1 | 11% | 9 |
| ADVENT HEALTH - WINTER HAVEN | | 5 | 4 | 44% | 9 |
| TMH PHYSICIAN PARTNERS - MONTICELLO | | 8 | 1 | 11% | 9 |
| CAREHERE- LCS LEESBURG | | | 9 | 100% | 9 |
| CHEMISYS LABORATORIES | | 1 | 8 | 89% | 9 |

COVID-19: testing by laboratory

Data through Nov 24, 2020 verified as of Nov 25, 2020 at 09:25 AM

Data in this report are provisional and subject to change.

The numbers in the table below represent the number of Florida and non-Florida residents for whom test results were received by the Department of Health. A person can be tested by more than one laboratory and can have both positive and negative results. **Therefore, the sum of the numbers in each column will be larger than the total number of people tested.**

| Reporting lab | Inconclusive | Negative | Positive | Percent positive | Total |
|--|--------------|----------|----------|------------------|-------|
| ACCESS 365 URGENT CARE | | 7 | 2 | 22% | 9 |
| ADVANCED MEDICAL OF NAPLES LLC | | | 9 | 100% | 9 |
| FORT WALTON BEACH DEVELOPMENTAL CENTER | | 8 | 1 | 11% | 9 |
| NORTH FLORIDA INTEGRATIVE MEDICINE | | 5 | 4 | 44% | 9 |
| BOCA RATON REGIONAL HOSPITAL LAB | | | 9 | 100% | 9 |
| AIM LABORATORIES | | | 9 | 100% | 9 |
| ADVENT HEALTH - KISSIMMEE | | | 9 | 100% | 9 |
| SARASOTA MEMORIAL NURSING & REHABILITATION CTR | | 9 | | | 9 |
| PRECISION GENETICS | | | 9 | 100% | 9 |
| INN AT LAKE SEMINOLE SQUARE, THE | | 9 | | | 9 |
| RIVERSIDE MEDICAL GROUP | | 8 | 1 | 11% | 9 |
| WATERCREST SENIOR LIVING ST. LUCIE WEST | | 9 | | | 9 |
| CONSULATE HEALTH CARE OF SAFETY HARBOR | | 7 | 2 | 22% | 9 |
| MAGNOLIA PEDIATRICS | | 2 | 7 | 78% | 9 |
| CRUCIAL CARE | | 7 | 2 | 22% | 9 |
| AFTER HOURS PEDIATRICS INC | | | 9 | 100% | 9 |
| OMNI | | | 9 | 100% | 9 |
| COLORADO DEPARTMENT OF PUBLIC HEALTH AND ENVIRONMENT | | | 9 | 100% | 9 |
| LPG PEDIATRICS AT PAGE FIELD | | 9 | | | 9 |
| ARNOT OGDEN MEDICAL CENTER LABORATORY | | 9 | | | 9 |
| GCPM MANUAL MICROBIOLOGY | | 1 | 8 | 89% | 9 |
| BRANDON COMMUNITY HEALTH CENTER | | 2 | 7 | 78% | 9 |
| HARMONY CLINIC | | 1 | 8 | 89% | 9 |
| GULF COAST MEDICAL CENTER | | 8 | 1 | 11% | 9 |
| VILLAGE PLACE HEALTH AND REHAB | | 9 | | | 9 |
| FLORIDA HEART & VASCULAR MULTISPECIALTY GROUP PA | | 7 | 2 | 22% | 9 |
| LONG TERM CARE OF GULF BREEZE LLC | | 9 | | | 9 |
| UNAVAILABLE/UNKNOWN/NO INFORMATION FOUND | | | 9 | 100% | 9 |
| BLISS HEALTHCARE SERVICES | | | 9 | 100% | 9 |
| REGENEXX TAMPA BAY | | 8 | 1 | 11% | 9 |
| MAITLAND PRIMARY CARE | | 9 | | | 9 |
| EC OPCO PENSACOLA, LLC | | 8 | | | 8 |
| FHCP-ORANGE CITY | | | 8 | 100% | 8 |
| MEDRITE URGENT CARE | | 1 | 7 | 88% | 8 |
| Holistic Pediatrics Group LLC | | 7 | 1 | 13% | 8 |
| Courtyards of Orlando Care Center | | 8 | | | 8 |
| CVS | | | 8 | 100% | 8 |
| INTERNAL MEDICINE ASSOCIATES OF JACKSON HOSPITAL | | | 8 | 100% | 8 |
| SOMERBY OF SANTA ROSA BEACH | | 8 | | | 8 |
| JX REF LAB | | | 8 | 100% | 8 |
| INNOVATIVE RESEARCH OF WEST FLORIDA | | 6 | 2 | 25% | 8 |
| COLLIER COUNTY HEALTH DEPT. | | 4 | 4 | 50% | 8 |
| UNIVERSITY MEDICAL CENTER | | 8 | | | 8 |
| BROWARD HEALTH IMPERIAL POINT NURSING | | | 8 | 100% | 8 |
| BRIDGEVIEW CENTER LLC | | 6 | 2 | 25% | 8 |
| SYNIVERSE WELLNESS CENTER | | 6 | 2 | 25% | 8 |
| MONTEFIORE ST LUKE'S CORNWALL HOSPITAL | | 7 | 1 | 13% | 8 |

COVID-19: testing by laboratory

Data through Nov 24, 2020 verified as of Nov 25, 2020 at 09:25 AM

Data in this report are provisional and subject to change.

The numbers in the table below represent the number of Florida and non-Florida residents for whom test results were received by the Department of Health. A person can be tested by more than one laboratory and can have both positive and negative results. **Therefore, the sum of the numbers in each column will be larger than the total number of people tested.**

| Reporting lab | Inconclusive | Negative | Positive | Percent positive | Total |
|--|--------------|----------|----------|------------------|-------|
| FLORIDA HOSPITAL WINTER GARDEN | | 7 | 1 | 13% | 8 |
| EMERALD COAST BEHAVIORAL HOSPITAL | | 8 | | | 8 |
| GENE STREET LABORATORIES, LLC | | 6 | 2 | 25% | 8 |
| HARBORCHASE OF DR PHILLIPS | | 7 | 1 | 13% | 8 |
| GENEUS DIAGNOSTICS | | | 8 | 100% | 8 |
| NEMOURS CHILDREN'S URGENT CARE, ORLANDO - WATERFORD LAKES | | | 8 | 100% | 8 |
| HOLY NAME MEDICAL CENTER | 1 | 6 | 1 | 13% | 8 |
| SYLVESTER AT PLANTATION LABORATORY | | 7 | 1 | 13% | 8 |
| RAINBOW PEDIATRICS | | | 8 | 100% | 8 |
| MORRIS PARK URGENT CARE | | 5 | 3 | 38% | 8 |
| JUST FOR KIDS PEDIATRICS | | 2 | 6 | 75% | 8 |
| ALLINA HEALTH - ABBOTT NORTHWESTERN HOSPITAL | | 5 | 3 | 38% | 8 |
| ST. JOSEPH HOSPITAL AND HEALTH CARE INC. | | | 8 | 100% | 8 |
| LAKEVIEW TERRACE RETIREMENT COMMUNITY | | 7 | 1 | 13% | 8 |
| HEALTH FIRST ADVENTHEALTH CENTRA CARE MALABAR | | 1 | 7 | 88% | 8 |
| Bayside Health and Rehabilitation | | 7 | 1 | 13% | 8 |
| LIFE CARE CITRUS COUNTY | | | 8 | 100% | 8 |
| Cleveland Clinic Laboratories | | 4 | 4 | 50% | 8 |
| Coastal Health and Rehabilitation Center | | 7 | 1 | 13% | 8 |
| DOCTOR'S IN HOUSE LAB | | | 8 | 100% | 8 |
| PORT SAINT JOHN FAMILY PRACTICE | | 6 | 2 | 25% | 8 |
| MINUTE CLINIC DIAGNOSTIC OF VIRGINIA | | 5 | 3 | 38% | 8 |
| RICHMOND UNIVERSITY MEDICAL CENTER | | 7 | 1 | 13% | 8 |
| PEDIATRIC HEALTH CARE ALLIANCE PA | | | 8 | 100% | 8 |
| BASSETTI & ASSOCIATES, MD, PA | | | 8 | 100% | 8 |
| BAPTIST OUTPATIENT | | | 8 | 100% | 8 |
| VETERAN AFFAIRS MEDICAL CENTER - JAMES J PETERS | | 6 | 2 | 25% | 8 |
| GOLISANO CHILDREN'S HOSPITAL OF SOUTHWEST FLORIDA | | 6 | 2 | 25% | 8 |
| PINES OF SARASOTA | | 8 | | | 8 |
| PALM BAY PEDIATRICS | | 1 | 7 | 88% | 8 |
| MID-HUDSON VALLEY DIVISION OF WESTCHESTER MEDICAL | | 8 | | | 8 |
| SAMARITAN MEDICAL CENTER | | 8 | | | 8 |
| HENDRY REGIONAL CORPORATE HEALTH | | | 8 | 100% | 8 |
| CIAN DIAGNOSTICS | | | 8 | 100% | 8 |
| OHIO CVS STORES, LLC DBA | | 8 | | | 8 |
| MINUTECLINIC DIAGNOSTICS MEDICAL GROUP | | 8 | | | 8 |
| THE WOLFF CENTER FOR CHILD & ADOLESCENT HEALTH | | | 8 | 100% | 8 |
| NATURE COAST REGIONAL MEDICAL CENTER | | | 8 | 100% | 8 |
| PIONEER CLINICAL LAB LLC | | 6 | 2 | 25% | 8 |
| X-GENE MOLECULAR LABS | | 1 | 7 | 88% | 8 |
| MINUTECLINIC DIAGNOSTIC OF RHODE ISLAND, LLC #590 | | 8 | | | 8 |
| EXECUTIVE MEDICAL SERVICES | | 8 | | | 8 |
| ALACHUA COUNTY HEALTH DEPARTMENT | | 1 | 7 | 88% | 8 |
| DOCTOR'S IN-HOUSE LAB/COMMUNITY HEALTH CENTERS OF PINELLAS - CLEARWATE | | | 8 | 100% | 8 |
| MICHIGAN DEPARTMENT OF COMMUNITY HEALTH | | 1 | 7 | 88% | 8 |
| REDMED CLINIC OF ARLINGTON | | 7 | 1 | 13% | 8 |
| PALMETTO PEDIATRICS | | | 8 | 100% | 8 |

COVID-19: testing by laboratory

Data through Nov 24, 2020 verified as of Nov 25, 2020 at 09:25 AM

Data in this report are provisional and subject to change.

The numbers in the table below represent the number of Florida and non-Florida residents for whom test results were received by the Department of Health. A person can be tested by more than one laboratory and can have both positive and negative results. **Therefore, the sum of the numbers in each column will be larger than the total number of people tested.**

| Reporting lab | Inconclusive | Negative | Positive | Percent positive | Total |
|--|--------------|----------|----------|------------------|-------|
| ST ANTHONYS REHABILITATION HOSPITAL | | 7 | 1 | 13% | 8 |
| ISLAND DOCTORS | | | 8 | 100% | 8 |
| NORTH PINELLAS STATMED QUICK QUALITY CLINICS | | 5 | 3 | 38% | 8 |
| MEDEXPRESS URGENT CARE- WEST TAMPA | | | 8 | 100% | 8 |
| BEAUMONT EMERGENCY CENTER | | | 8 | 100% | 8 |
| FLUSHING HOSPITAL MEDICAL CENTER | | 6 | 2 | 25% | 8 |
| PARROTT MEDICAL CLINIC | | | 8 | 100% | 8 |
| HEALTHMARK REGIONAL HOSPITAL LAB | | 4 | 4 | 50% | 8 |
| TAVARES PEDIATRICS | | 7 | 1 | 13% | 8 |
| MOSOLF PEDIATRICS | | | 8 | 100% | 8 |
| ATLANTIC CONSOLIDATED LABORATORY | | 8 | | | 8 |
| METHODIST MEDICAL CENTER | | 6 | 2 | 25% | 8 |
| ROBERT WOOD JOHNSON HOSPITAL | | 7 | 1 | 13% | 8 |
| MANORCARE HEALTH SERVICES - VENICE | | 6 | 1 | 14% | 7 |
| DIAGNOSTIC CLINIC | | 6 | 1 | 14% | 7 |
| TRUE HEALTH DIAGNOSTICS | | 1 | 6 | 86% | 7 |
| Ocoee Health Care Center | | 7 | | | 7 |
| NORTHERN WESTCHESTER HOSPITAL LABORATORY | | 6 | 1 | 14% | 7 |
| BAPTIST PRIMARY CARE PONTE VEDRA | | 4 | 3 | 43% | 7 |
| MEDLABS DIAGNOSTICS | | 7 | | | 7 |
| LABORATORY SPECIALIST OF MICHIGAN | | | 7 | 100% | 7 |
| GRAND OAKS OF PALM CITY LLC | | 7 | | | 7 |
| WELLMED AT PORT ST LUCIE WEST | | 6 | 1 | 14% | 7 |
| ALACHUA | | | 7 | 100% | 7 |
| MIDMICHIGAN MEDICAL CENTER | | | 7 | 100% | 7 |
| NORTH PINELLAS CHILDRENS MEDICAL CENTER | | | 7 | 100% | 7 |
| BAPTIST PRIMARY CARE INC | | 5 | 2 | 29% | 7 |
| THE MARY IMOGENE BASSETT HOSPITAL | | 7 | | | 7 |
| ROBERT H JENKINS JR VETERANS' DOMICILIARY HOME OF | | 7 | | | 7 |
| DOCTOR'S IN-HOUSE LAB/COMMUNITY HEALTH CENTERS OF PINELLAS -PINELLAS P | | | 7 | 100% | 7 |
| CABANA AT JENSEN DUNES, THE | | 7 | | | 7 |
| SOUTHEASTERN OUTPATIENT SURGERY CENTER | | 7 | | | 7 |
| MID FLORIDA PATHOLOGY LLC MOBILE UNIT #4 | | 1 | 6 | 86% | 7 |
| TOTAL ACCESS URGENT CARE | | | 7 | 100% | 7 |
| AVON PARK PEDIATRICS | | | 7 | 100% | 7 |
| SUPERIOR RESIDENCES OF PANAMA CITY BEACH | | 6 | 1 | 14% | 7 |
| NEMOURS CHILDREN'S PRIMARY CARE | | | 7 | 100% | 7 |
| FLORIDA HOSPITAL KISSIMEE | | 4 | 3 | 43% | 7 |
| BVL PEDIATRICS | | 7 | | | 7 |
| JOHNS HOPKINS MEDICAL LABORATORIES | | 1 | 6 | 86% | 7 |
| OSPREY VILLAGE AT AMELIA ISLAND LTD | | 7 | | | 7 |
| SCHOOL OF PHARMACY AND PHARMACEUTICAL | | 7 | | | 7 |
| MOLECULAR PATHOLOGY LABORATORY | | | 7 | 100% | 7 |
| RAINBOW PEDIATRIC CENTER | | 1 | 6 | 86% | 7 |
| ORMOND BEACH CENTRA CARE | | | 7 | 100% | 7 |
| FLORIDA CLINICAL LAB | | | 7 | 100% | 7 |
| FLORIDA CENTER FOR DERMATOLOGY LABORATORY | | | 7 | 100% | 7 |

COVID-19: testing by laboratory

Data through Nov 24, 2020 verified as of Nov 25, 2020 at 09:25 AM

Data in this report are provisional and subject to change.

The numbers in the table below represent the number of Florida and non-Florida residents for whom test results were received by the Department of Health. A person can be tested by more than one laboratory and can have both positive and negative results. **Therefore, the sum of the numbers in each column will be larger than the total number of people tested.**

| Reporting lab | Inconclusive | Negative | Positive | Percent positive | Total |
|--|--------------|----------|----------|------------------|-------|
| UNIVERSITY OF WASHINGTON MEDICAL CENTER | | | 7 | 100% | 7 |
| CARENOW URGENT CARE-MADISON | | 7 | | | 7 |
| STATEN ISLAND UNIVERSITY HOSPITAL SEGUINE AVE | | 7 | | | 7 |
| QUE | | 4 | 3 | 43% | 7 |
| MERCY MEDICAL CENTER | | 3 | 4 | 57% | 7 |
| ALLEGRO - TAMPA | 1 | 4 | 2 | 29% | 7 |
| SURGOINSVILLE PHARMACY | | 7 | | | 7 |
| GROWING TOGETHER PEDIATRICS, LLC | | 6 | 1 | 14% | 7 |
| INTERMOUNTAIN CENTRAL LAB | | 1 | 6 | 86% | 7 |
| SOUTH NASSAU COMMUNITIES HOSPITAL | | 5 | 2 | 29% | 7 |
| ARTHREX MEDICAL CENTER | | 5 | 2 | 29% | 7 |
| COLONY CARE CENTER | | | 7 | 100% | 7 |
| GULF COAST MEDICAL GROUP | | 2 | 5 | 71% | 7 |
| DEPARTMENT OF HEALTH- CITRUS COUNTY | | | 7 | 100% | 7 |
| MINUTECLINIC DIAGNOSTIC | | 7 | | | 7 |
| TOWERS HOME CARE☐ | | 7 | | | 7 |
| RIVER OAKS TREATMENT CENTER | | | 7 | 100% | 7 |
| NOVANT HEALTH INPATIENT CARE | | 2 | 5 | 71% | 7 |
| LAKEVIEW INTERNAL MEDICINE | | 4 | 3 | 43% | 7 |
| Rosewood Healthcare and Rehabilitation Center | | 5 | 2 | 29% | 7 |
| MD PLUS URGENT CARE, LLC | | | 7 | 100% | 7 |
| CARENOW URGENT CARE-BRENTWOOD | | 5 | 2 | 29% | 7 |
| LIFE CARE CENTER OF PORT ST. LUCIE | | 4 | 3 | 43% | 7 |
| LEPE'S HOUSE | | | 7 | 100% | 7 |
| ONEIDA HEALTHCARE CENTER | | 7 | | | 7 |
| LAKE MORTON PLAZA☐ | | 7 | | | 7 |
| HUNTINGTON STATION URGENT CARE | | 7 | | | 7 |
| NORTHSHORE UNIVERSITY HEALTHSYSTEM EVANSTON HOSPITAL LAB | | | 7 | 100% | 7 |
| PHYSICIANS STAT LAB INC | | 3 | 4 | 57% | 7 |
| VIRTUA VOORHEES HOSPITAL | | 5 | 2 | 29% | 7 |
| EASTERN SHORE URGENT CARE | | 4 | 3 | 43% | 7 |
| RESTORE HEALTH URGENT CARE | | 2 | 5 | 71% | 7 |
| BIOTECH CLINICAL LABORATORIES, INC. | | | 7 | 100% | 7 |
| UC HEALTH UNIVERSITY HOSPITAL | | 7 | | | 7 |
| VETERANS AFFAIRS MEDICAL CENTER - OUTPATIENT | | | 7 | 100% | 7 |
| MARQUES PEDIATRICS | | | 7 | 100% | 7 |
| MEDRITE MEDICAL CARE, PC | | 1 | 6 | 86% | 7 |
| HEARTLAND PEDIATRICS OF LAKE PLACID | | | 7 | 100% | 7 |
| PROJECT HEALTH INC | | 7 | | | 7 |
| ARCHBOLD MEMORIAL HOSPITAL/LAB | | 3 | 4 | 57% | 7 |
| ADVENT HEALTH - CARROLLWOOD | | | 7 | 100% | 7 |
| DOH-TAMPA BRANCH LABORATORY (MLK BLVD) | | 3 | 4 | 57% | 7 |
| AMERICAN HOUSE-BONITA SPRINGS☐ | | 7 | | | 7 |
| MEMORY CARE OF NAPLES | | 7 | | | 7 |
| OPIS COQUINA CENTER | | 7 | | | 7 |
| PATEL MEDICAL VENTURES | | 6 | 1 | 14% | 7 |
| MERCY MEDICAL URGENT CARE CENTER INC | | 2 | 5 | 71% | 7 |

COVID-19: testing by laboratory

Data through Nov 24, 2020 verified as of Nov 25, 2020 at 09:25 AM

Data in this report are provisional and subject to change.

The numbers in the table below represent the number of Florida and non-Florida residents for whom test results were received by the Department of Health. A person can be tested by more than one laboratory and can have both positive and negative results. **Therefore, the sum of the numbers in each column will be larger than the total number of people tested.**

| Reporting lab | Inconclusive | Negative | Positive | Percent positive | Total |
|---|--------------|----------|----------|------------------|-------|
| BARTON PARKER OD PC | | 7 | | | 7 |
| HEALTH CARE LABORATORY SERVICES | | 1 | 6 | 86% | 7 |
| Centre Pointe Health and Rehabilitation Center | | 7 | | | 7 |
| LEE COUNTY HEALTH DEPARTMENT | | 4 | 3 | 43% | 7 |
| Peninsula Care and Rehab | | 6 | 1 | 14% | 7 |
| DORAL URGENT CARE | | | 7 | 100% | 7 |
| AVENTURA HOSPITAL AND MEDICAL CENTER | | | 7 | 100% | 7 |
| PROHEALTH CARE ASSOCIATES MOBILE | | 5 | 2 | 29% | 7 |
| OAKBROOK HEALTH AND REHABILITATION CENTER | 1 | 6 | | | 7 |
| OAK MANOR NURSING HOME | | 7 | | | 7 |
| TAMIAMI LAB MILLENIUM | | | 6 | 100% | 6 |
| Northwell Lab | | 2 | 4 | 67% | 6 |
| LUMADOC HEALTH | | 4 | 2 | 33% | 6 |
| EAR NOSE AND THROAT ASSOCIATES OF MANATEE, P.A. | | 6 | | | 6 |
| PATHGROUP LABS, LLC | | 4 | 2 | 33% | 6 |
| BIOREFERENCE LABORATORIES INC | | 2 | 4 | 67% | 6 |
| SAINT PETER'S UNIVERSITY HOSPITAL | | 6 | | | 6 |
| MONTEFIORE NYACK HOSPITAL AFFILIATED LABORATORY | | 6 | | | 6 |
| PROHEALTH MED | | 1 | 5 | 83% | 6 |
| THE PALACE AT HOMESTEAD | | 6 | | | 6 |
| AMBRY GENETICS CORPORATION | | 6 | | | 6 |
| BAPTIST HEALTH | | | 6 | 100% | 6 |
| PALM BEACH PEDIATRICS | | | 6 | 100% | 6 |
| SAMARITAN HOSPITAL LABORATORY | | 6 | | | 6 |
| SOUTH CAROLINA DEPARTMENT OF HEALTH | | | 6 | 100% | 6 |
| NEW YORK PRESBYTERIAN - LOWER MANHATTAN | | 6 | | | 6 |
| PENN MEDICINE PRINCETON MEDICAL CENTER | | 6 | | | 6 |
| LAKEVIEW HEALTH SYSTEMS | | | 6 | 100% | 6 |
| VRL EUROFINS | | 4 | 2 | 33% | 6 |
| FLORIDA WOMAN CARE LABORATORY | | | 6 | 100% | 6 |
| PALMETTO HEALTH ALLIANCE | | 3 | 3 | 50% | 6 |
| AARK LABORATORY | | 6 | | | 6 |
| LAWTON CHILES HEALTH CENTER | | 1 | 5 | 83% | 6 |
| CRESTVIEW URGENT CARE | | | 6 | 100% | 6 |
| ROADS PEDIATRICS,LLC | | 5 | 1 | 17% | 6 |
| WACO HHSSURGEWACO | 1 | 4 | 1 | 17% | 6 |
| PEDIATRICS OF CENTRAL FLORIDA | | 4 | 2 | 33% | 6 |
| TIMBER CREEK PEDIATRICS | | 6 | | | 6 |
| DARDEN WELLNESS CENTER | | 5 | 1 | 17% | 6 |
| ETHOS LABORATORIES | | 6 | | | 6 |
| TALLAHASSEE DEVELOPMENTAL CENTER☐ | | 6 | | | 6 |
| BROOKDALE PANAMA CITY | | 5 | 1 | 17% | 6 |
| MONROE COUNTY HOSPITAL | | 4 | 2 | 33% | 6 |
| HALIFAX MEDICAL CENTER-PORT ORANGE LAB | | 4 | 2 | 33% | 6 |
| GENTRY PARK ORLANDO ASSISTED LIVING | | 6 | | | 6 |
| MERCY HEALTH—MUSKEGON | | 5 | 1 | 17% | 6 |
| HAWTHORN HOUSE☐ | | 6 | | | 6 |

COVID-19: testing by laboratory

Data through Nov 24, 2020 verified as of Nov 25, 2020 at 09:25 AM

Data in this report are provisional and subject to change.

The numbers in the table below represent the number of Florida and non-Florida residents for whom test results were received by the Department of Health. A person can be tested by more than one laboratory and can have both positive and negative results. **Therefore, the sum of the numbers in each column will be larger than the total number of people tested.**

| Reporting lab | Inconclusive | Negative | Positive | Percent positive | Total |
|--|--------------|----------|----------|------------------|-------|
| WEINBERG VILLAGE | | 6 | | | 6 |
| THE VILLAGES REGIONAL HOSPITAL FREESTANDING | | 3 | 3 | 50% | 6 |
| METROPOLITAN HOSPITAL CENTER | | 6 | | | 6 |
| JERSEY SHORE MEDICAL CENTER | | 6 | | | 6 |
| THE TRADITION OF THE PALM BEACHES | | 6 | | | 6 |
| GENESIS | | 4 | 2 | 33% | 6 |
| JUPITER MEDICAL CENTER | | | 6 | 100% | 6 |
| TEXAS DEPARTMENT OF STATE HEALTH SERVICES | | 2 | 4 | 67% | 6 |
| CARROLL GARDENS URGENT CARE | | 6 | | | 6 |
| FREEDOM INN AT TARPON SPRINGS | | 6 | | | 6 |
| UNIVERSITY HOSPITAL UC HEALTH | | 6 | | | 6 |
| VALLEY IMMEDIATE CARE | | 5 | 1 | 17% | 6 |
| CAPE CORAL HOSPITAL ABG LABORATORY | | 2 | 4 | 67% | 6 |
| STEWART MEDICAL GROUP INC | | | 6 | 100% | 6 |
| PUBLIC HEALTH LAB | | 6 | | | 6 |
| ISLAND COAST PEDIATRICS IN-HOUSE LAB | | 6 | | | 6 |
| SONATA COCONUT CREEK | | 4 | 2 | 33% | 6 |
| MEDEXPRESS URGENT CARE PALM BEACH GARDENS | | | 6 | 100% | 6 |
| JFK MEDICAL CENTER NORTH LAB | | | 6 | 100% | 6 |
| GENETIC TECHNOLOGICAL INNOVATIONS | | | 6 | 100% | 6 |
| PALM BAY HOSPITAL CLINICAL LABORATORY | | | 6 | 100% | 6 |
| ENIGMA DIAGNOSTIC, INC. | | | 6 | 100% | 6 |
| Wiregrass Rehabilitation Center and Nursing Home | | 6 | | | 6 |
| WHITE WILSON MEDICAL CENTER PA - NAVARRE | | | 6 | 100% | 6 |
| CAREWELL 301 - WARWICK | | | 6 | 100% | 6 |
| Life Care Center at Inverrary | | 6 | | | 6 |
| ORANGE BLOSSOM FAMILY HEALTH | | 6 | | | 6 |
| TEXAS MEDCLINIC | | | 6 | 100% | 6 |
| ADVENT HEALTH PRIMARY CARE PLUS, WINTER GARDEN | | 4 | 2 | 33% | 6 |
| WILDLIGHT LAB | | | 6 | 100% | 6 |
| BETH ISRAEL DEACONESS MEDICAL CENTER | | | 6 | 100% | 6 |
| HERNANDO COUNTY FIRE RESCUE DISTRICT | | 2 | 4 | 67% | 6 |
| COASTAL INTERNAL MEDICINE | | 6 | | | 6 |
| MIAMI CLINICAL RESEARCH CORP | | | 6 | 100% | 6 |
| HERNANDO ENDOSCOPY AND SURGERY CENTER | | 4 | 2 | 33% | 6 |
| BAYCARE ALLIANT HOSPITAL | | | 6 | 100% | 6 |
| HOWARD BEACH URGENT CARE | | 6 | | | 6 |
| LAB UNKNOWN | | 6 | | | 6 |
| BOCA VIPEDIATRICS | | | 6 | 100% | 6 |
| EMERITUS AT NAPLES | | 6 | | | 6 |
| DOH JACKSONVILLE CENTRAL LABORATORY | | 3 | 3 | 50% | 6 |
| CAPITAL HEALTH PLAN LABORATORIES | | | 6 | 100% | 6 |
| JACKSON CLINIC PA,THE | | 3 | 3 | 50% | 6 |
| BUREAU OF PUBLIC HEALTH | | 1 | 5 | 83% | 6 |
| WATAUGA MEDICAL CENTER | | 4 | 2 | 33% | 6 |
| ARLINGTON OF NAPLES | | 6 | | | 6 |
| BRASHEAR'S VITAL CARE CORP | | | 6 | 100% | 6 |

COVID-19: testing by laboratory

Data through Nov 24, 2020 verified as of Nov 25, 2020 at 09:25 AM

Data in this report are provisional and subject to change.

The numbers in the table below represent the number of Florida and non-Florida residents for whom test results were received by the Department of Health. A person can be tested by more than one laboratory and can have both positive and negative results. **Therefore, the sum of the numbers in each column will be larger than the total number of people tested.**

| Reporting lab | Inconclusive | Negative | Positive | Percent positive | Total |
|--|--------------|----------|----------|------------------|-------|
| FLAGLER HOSPITAL LABORATORY | | 2 | 4 | 67% | 6 |
| GESSLER CLINIC PA | | 4 | 2 | 33% | 6 |
| SONORA QUEST LABORATORIES | | | 6 | 100% | 6 |
| GRACE REHABILITATION CENTER OF VERO BEACH | | 4 | 2 | 33% | 6 |
| STUART REHABILITATION AND HEALTHCARE | | 2 | 4 | 67% | 6 |
| DOCTORS CLINICAL LABORATORY, INC | | 5 | 1 | 17% | 6 |
| MARKET STREET VIERA | | 6 | | | 6 |
| FLORIDA MEDICAL SPECIALISTS | | 2 | 4 | 67% | 6 |
| MINUTECLINIC DIAGNOSTIC OF PENNSYLVANIA, LLD #1545 | | 5 | | | 5 |
| ADVENTHEALTH CENTRA CARE LAKE BUENA VISTA | | 5 | | | 5 |
| AUBURN COMMUNITY HOSPITAL | | 4 | 1 | 20% | 5 |
| MINUTECLINIC, LLC, DBA MINUTECLINIC #2544 | | 5 | | | 5 |
| WADSWORTH CENTER - DAVID AXELROD INSTITUTE | | 5 | | | 5 |
| MONTEFIORE MEDICAL CENTER LABORATORIES - NORTH | | 5 | | | 5 |
| OCALA OAKS REHABILITATION CENTER | | 4 | 1 | 20% | 5 |
| WIREGRASS CLINIC LLC | | 3 | 2 | 40% | 5 |
| MACKOUL PEDIATRICS FORT MYERS | | | 5 | 100% | 5 |
| URGENT CARE OF LONGWOOD | | | 5 | 100% | 5 |
| MEDEXPRESS URGENT CARE - JAX ATLANTIC BLVD | | | 5 | 100% | 5 |
| MANATEE PEDIATRICS | | | 5 | 100% | 5 |
| EMERGENCY MEDICAL CENTER | | | 5 | 100% | 5 |
| THE UNIVERSITY OF VERMONT MEDICAL CENTER | | 4 | 1 | 20% | 5 |
| ST VINCENT'S CHILTON | | 4 | 1 | 20% | 5 |
| FAMILY HEALTH CENTERS OF SOUTHWEST FLORIDA INC | | | 5 | 100% | 5 |
| CENTRA CARE POINCIANA | | | 5 | 100% | 5 |
| WESTWOOD HEALTHCARE SNF | | 5 | | | 5 |
| GLEN OAKS URGENT CARE | | 5 | | | 5 |
| COMMUNITY HEALTH OF SOUTH FLORIDA | | | 5 | 100% | 5 |
| GLEN FALLS HOSPITAL DEPARTMENT OF PATHOLOGY | | 5 | | | 5 |
| PEDIATRIC HEALTH CARE ALLIANCE, PA | | | 5 | 100% | 5 |
| HEALTHCARE NOW | | | 5 | 100% | 5 |
| ARIZONA DEPARTMENT OF HEALTH SERVICES | | | 5 | 100% | 5 |
| PRECISION DIAGNOSTICS INC - NJ | | 5 | | | 5 |
| MOUNT SINAI BROOKLYN LABORATORY | | 4 | 1 | 20% | 5 |
| BOND CLINIC, PA | | | 5 | 100% | 5 |
| COOPER HOSPITAL/UNIVERSITY MEDICAL | | 5 | | | 5 |
| THE CLINIC PREMISE HEALTH | | | 5 | 100% | 5 |
| BAPTIST HEALTH - TOWN CENTER | | | 5 | 100% | 5 |
| COMMUNITY MEDICAL CARE CENTER INC | | | 5 | 100% | 5 |
| GOOD SAMARITAN SOCIETY OF DAYTONA | | 5 | | | 5 |
| BAYSHORE LABORATORY | | 4 | 1 | 20% | 5 |
| WYOMING COUNTY COMMUNITY HOSPITAL LABORATORY | | 5 | | | 5 |
| NORTHERN DUTCHESS HOSPITAL LABORATORY | | 5 | | | 5 |
| THOMAS JEFFERSON UNIVERSITY HOSPITAL | | 4 | 1 | 20% | 5 |
| Consulate Health Care of Jacksonville | | | 5 | 100% | 5 |
| RIVERSIDE RECOVERY OF TAMPA | | 5 | | | 5 |
| PEDIATRICS OF CENTRAL FLORIDA - POINCIANA | | 3 | 2 | 40% | 5 |

COVID-19: testing by laboratory

Data through Nov 24, 2020 verified as of Nov 25, 2020 at 09:25 AM

Data in this report are provisional and subject to change.

The numbers in the table below represent the number of Florida and non-Florida residents for whom test results were received by the Department of Health. A person can be tested by more than one laboratory and can have both positive and negative results. **Therefore, the sum of the numbers in each column will be larger than the total number of people tested.**

| Reporting lab | Inconclusive | Negative | Positive | Percent positive | Total |
|---|--------------|----------|----------|------------------|-------|
| COMPREHENSIVE CHILDCARE ASSOCIATES | | 5 | | | 5 |
| NELSON BIOLOGICAL | | | 5 | 100% | 5 |
| CHAMBREL AT ISLAND LAKE | | 5 | | | 5 |
| TENNESSEE DEPARTMENT OF HEALTH (TDH) - CENTRAL LABORATORY | | | 5 | 100% | 5 |
| CENTREX CLINICAL LABS INC | | 5 | | | 5 |
| ST CHARLES HOSPITAL LABORATORY | | 5 | | | 5 |
| BROOKDALE CLERMONT | | | 5 | 100% | 5 |
| PERSONAL PEDIATRICS PA | | 4 | 1 | 20% | 5 |
| RIVERVIEW REGIONAL MEDICAL CENTER | | 5 | | | 5 |
| BEACH HOUSE | | 5 | | | 5 |
| PENINSULA CARE AND REHABILITATION CENTER | | | 5 | 100% | 5 |
| THE COLLIER AT NAPLES | | 5 | | | 5 |
| INSTITUTE OF PATHOLOGY KINGS COUNTY | | 5 | | | 5 |
| WELLMED AT LAKE COPELAND | | 2 | 3 | 60% | 5 |
| FRANCES WARDE MEDICAL LABORATORY | | 2 | 3 | 60% | 5 |
| Good Samaritan Society Kissimmee Village | | 5 | | | 5 |
| CHILDREN'S HOSPITAL OF PHILADELPHIA | | 5 | | | 5 |
| APOLLO HEALTH & REHABILITATION | | 2 | 3 | 60% | 5 |
| PEDIATRICS OF ALTAMONTE | | 5 | | | 5 |
| INTERNAL MEDICINE SPECIALISTS | | | 5 | 100% | 5 |
| MINUTECLINIC DIAGNOSTIC OF PA, LLC (1036) | | 4 | 1 | 20% | 5 |
| ST JOHNS BIOMEDICAL LAB | | 5 | | | 5 |
| BETHESDA COMMUNITY HEALTH CENTER | | | 5 | 100% | 5 |
| BARNETT PARK☐ | | | 5 | 100% | 5 |
| BOND CLINIC, PA | | | 5 | 100% | 5 |
| UR CARE FAMILY AND SPORTS MEDICINE | | | 5 | 100% | 5 |
| WESTCHESTER GENERAL HOSPITAL BLOOD GAS LAB | | | 5 | 100% | 5 |
| WEST | | 2 | 3 | 60% | 5 |
| TANNER MEDICAL CENTER EAST AL | | 5 | | | 5 |
| UNILAB | | 2 | 3 | 60% | 5 |
| XRL SXF REF LAB | | 5 | | | 5 |
| RENAISSANCE SENIOR LIVING | | 5 | | | 5 |
| CONCENTRA | | | 5 | 100% | 5 |
| LAKE WALES OPERATING GROUP LLC | | 5 | | | 5 |
| OMNICARE PHARMACY OFTEXAS 1, LP DBA OMNICARE | | 5 | | | 5 |
| ARDEN COURTS OF FORT MYERS | | 5 | | | 5 |
| AZALEA HEALTH | | 2 | 3 | 60% | 5 |
| OHIO STATE UNIVERSITY MEDICAL CENTER | | | 5 | 100% | 5 |
| DIEGO FALLON MD PA | | 3 | 2 | 40% | 5 |
| THE TERRACE AT IVY ACRES ALF | | 5 | | | 5 |
| HEALTH NETWORK LABORATORIES | | 4 | 1 | 20% | 5 |
| CLEVELAND CLINIC MARTIN HEALTH NURSING & RESTORATIVE | | 5 | | | 5 |
| ST JOSEPH WOMENS HOSPITAL | | | 5 | 100% | 5 |
| MANATEE COUNTY JAIL | | 4 | 1 | 20% | 5 |
| LAKE PARK OF MADISON | | 4 | 1 | 20% | 5 |
| COLONY CLUB ALF,THE | | 5 | | | 5 |
| HEALTHPARK MEDICAL CENTER ABG LAB | | 5 | | | 5 |

COVID-19: testing by laboratory

Data through Nov 24, 2020 verified as of Nov 25, 2020 at 09:25 AM

Data in this report are provisional and subject to change.

The numbers in the table below represent the number of Florida and non-Florida residents for whom test results were received by the Department of Health. A person can be tested by more than one laboratory and can have both positive and negative results. **Therefore, the sum of the numbers in each column will be larger than the total number of people tested.**

| Reporting lab | Inconclusive | Negative | Positive | Percent positive | Total |
|--|--------------|----------|----------|------------------|-------|
| PARAMOUNT WALK-IN CLINIC | | 1 | 4 | 80% | 5 |
| LUXOR SCIENTIFIC LLC | | | 5 | 100% | 5 |
| UPMC HEALTH SYSTEM | | 4 | 1 | 20% | 5 |
| FINLAY | | 1 | 4 | 80% | 5 |
| RIVER CITY PRIMARY AND URGENT CARE | | | 5 | 100% | 5 |
| GUTHRIE MEDICAL GROUP LABORATORIES | | 5 | | | 5 |
| ELLIS HOSPITAL LABORATORY | | 5 | | | 5 |
| NORTH FLORIDA PEDIATRICS JASPER | | | 5 | 100% | 5 |
| DEBARY HEALTH AND REHABILITATION CENTER | | 5 | | | 5 |
| ADVENT HEALTH - FOUR CORNERS ER | | 5 | | | 5 |
| MEDICAL CENTER OF BLOUNTSTOWN | | | 5 | 100% | 5 |
| CEDAR CREEK AT KINGS BAY INC | | 5 | | | 5 |
| COASTAL SKIN SURGERY AND DERMATOLOGY | | 2 | 3 | 60% | 5 |
| FREEDOM SQUARE NURSING CENTER | | | 5 | 100% | 5 |
| BIOREFERENCE LABORATORIES | | | 5 | 100% | 5 |
| FLORIDA DEPARTMENT OF HEALTH - INVERNESS | | 3 | 2 | 40% | 5 |
| MONTEFIORE MEDICAL CENTER LABORATORIES - WEILER | | 4 | 1 | 20% | 5 |
| MD NOW MEDICAL CENTERS INC | | | 5 | 100% | 5 |
| PRECISION LABS LLC | | 2 | 3 | 60% | 5 |
| BROWARD COUNTY HEALTH DEPT. | | | 5 | 100% | 5 |
| JOE DIMAGGIO CHILDREN'S HOSPITAL | | 1 | 4 | 80% | 5 |
| LAB UNKNOWN | | | 5 | 100% | 5 |
| MAXHEALTH | | 4 | 1 | 20% | 5 |
| ROHR HOME | | 4 | 1 | 20% | 5 |
| FLORIDA HOSPITAL LAKE MARY | | 5 | | | 5 |
| WEST PACIFIC MEDICAL LABORATORY | | | 5 | 100% | 5 |
| BAPTIST PEDIATRICS | | 5 | | | 5 |
| WOODHULL MEDICAL AND MENTAL HEALTH CTR | | 5 | | | 5 |
| NORTHWESTERN MEMORIAL HOSPITAL | | | 5 | 100% | 5 |
| AEL KNOXVILLE | | | 5 | 100% | 5 |
| BIOTECH | | | 5 | 100% | 5 |
| SARASOTA - ROBERT L TAYLOR COMMUNITY CENTER | | | 4 | 100% | 4 |
| FHMG_FM AND IM AVALON PARK | | 1 | 3 | 75% | 4 |
| BAPTIST MEMORIAL HEALTH CARE | | 4 | | | 4 |
| PENNSYLVANIA DEPARTMENT OF HEALTH BUREAU OF LABORATORIES | | | 4 | 100% | 4 |
| BARBARA O'REILLY MD PA | | 4 | | | 4 |
| PASSPORT HEALTH | | | 4 | 100% | 4 |
| PEDIATRIC HEALTHCARE ALLIANCE | | | 4 | 100% | 4 |
| PALM HARBOR DERMATOLOGY | | 4 | | | 4 |
| MINUTECLINIC, LLC #03965 | | 4 | | | 4 |
| TRINITY REGIONAL REHAB CENTER | | 4 | | | 4 |
| FLORIDA HOSPITAL ALTAMONTE | | 2 | 2 | 50% | 4 |
| JOSEPH SCHENKER MD PC DBA CENTERS URGENT | | 2 | 2 | 50% | 4 |
| COLUMBIA MEMORIAL HOSPITAL LABORATORY | | 4 | | | 4 |
| MARIANNA HEALTH AND REHABILITATION CENTER | | 4 | | | 4 |
| MORTON PLANT | | | 4 | 100% | 4 |
| CARE HERE | | | 4 | 100% | 4 |

COVID-19: testing by laboratory

Data through Nov 24, 2020 verified as of Nov 25, 2020 at 09:25 AM

Data in this report are provisional and subject to change.

The numbers in the table below represent the number of Florida and non-Florida residents for whom test results were received by the Department of Health. A person can be tested by more than one laboratory and can have both positive and negative results. **Therefore, the sum of the numbers in each column will be larger than the total number of people tested.**

| Reporting lab | Inconclusive | Negative | Positive | Percent positive | Total |
|---|--------------|----------|----------|------------------|-------|
| FISHERMEN'S HOSPITAL | | | 4 | 100% | 4 |
| CENTER ONE SURGERY CENTER | | 3 | 1 | 25% | 4 |
| Golfview Healthcare Center | | 4 | | | 4 |
| GOOD SAMARITAN SOCIETY OF DELAND | | 1 | 3 | 75% | 4 |
| ENGLEWOOD HOSPITAL AND MEDICAL CENTER | | 1 | 3 | 75% | 4 |
| CARENOW URGENT CARE - EAST NASHVILLE | | 4 | | | 4 |
| OKLAHOMA STATE UNIVERSITY DIAGNOSTIC LAB | | | 4 | 100% | 4 |
| NEWPATH DIAGNOSTICS | | 4 | | | 4 |
| FIRST CHOICE PEDIATRICS INC | | 3 | 1 | 25% | 4 |
| SOUTHEASTERN REGIONAL MEDICAL CENTER | | | 4 | 100% | 4 |
| DYNACARE LABORATORIES | | | 4 | 100% | 4 |
| ANY LAB TEST NOW INC | | | 4 | 100% | 4 |
| ROSLYN URGENT CARE | | 4 | | | 4 |
| VITAL CARE URGENT CARE | | | 4 | 100% | 4 |
| OMNICARE PHARMACY OF TEXAS 1 | | 4 | | | 4 |
| MEADOWCREST MOLECULAR DIAGNOSTICS, LLC | | | 4 | 100% | 4 |
| CRESTWOOD MEDICAL CENTER | | 4 | | | 4 |
| MAIMONIDES MEDICAL CENTER | | 3 | 1 | 25% | 4 |
| ILLINOIS DEPT OF PUBLIC HEALTH LAB - SPRINGFIELD | | | 4 | 100% | 4 |
| FARAH MEDICAL | | 4 | | | 4 |
| WAKEMED | | 1 | 3 | 75% | 4 |
| DIAGNOSTECHS | | 4 | | | 4 |
| MARION AND BERNARD L SAMSON NURSING CENTER | | | 4 | 100% | 4 |
| VERMONT DEPARTMENT OF HEALTH | | 1 | 3 | 75% | 4 |
| ST. CLOUD REGIONAL MEDICAL CENTER | | 4 | | | 4 |
| MISSOURI DEPARTMENT OF HEALTH AND SENIOR SERVICES | | | 4 | 100% | 4 |
| SOUTHEASTERN PEDIATRIC ASSOCIATES | | | 4 | 100% | 4 |
| REHABILITATION CENTER OF WINTER PARK | | | 4 | 100% | 4 |
| COOPER FAMILY MEDICAL PLLC | | 3 | 1 | 25% | 4 |
| BENEVA LAKES HEALTHCARE & REHAB CENTER | | | 4 | 100% | 4 |
| YAZJI PEDIATRIC CARE LLC DBA TUKA PEDIATRICS | | | 4 | 100% | 4 |
| ADVENT HEALTH - DELTONA ER | | 1 | 3 | 75% | 4 |
| MIAMI CANCER INSTITUTE | | | 4 | 100% | 4 |
| PATHLINE | | | 4 | 100% | 4 |
| CYPRESS COVE | | 4 | | | 4 |
| ADVENT HEALTH CENTRA CARE - ORANGE LAKE | | 1 | 3 | 75% | 4 |
| CELERION | | | 4 | 100% | 4 |
| BIOTEST PLASMA CENTER | | 4 | | | 4 |
| ORMOND MEDICAL ARTS | | 3 | 1 | 25% | 4 |
| BIO-TECH CLINICAL LABORATORIES | | | 4 | 100% | 4 |
| BAYA URGENT CARE LLC | | 1 | 3 | 75% | 4 |
| VENICE REGIONAL MEDICAL CENTER BAYFRONT HEALTH | | 1 | 3 | 75% | 4 |
| EXPRESS TESTING-ONE | | | 4 | 100% | 4 |
| MC DIAGNOSTIC OF CONNECTICUT, PC #1960 | | 4 | | | 4 |
| SIGNATURE CARE EMERGENCY CENTER | | 2 | 2 | 50% | 4 |
| ELTINGVILLE CIRCLE URGENT CARE | | 4 | | | 4 |
| SHARP MEMORIAL HOSPITAL MICROBIOLOGY DEPT | | | 4 | 100% | 4 |

COVID-19: testing by laboratory

Data through Nov 24, 2020 verified as of Nov 25, 2020 at 09:25 AM

Data in this report are provisional and subject to change.

The numbers in the table below represent the number of Florida and non-Florida residents for whom test results were received by the Department of Health. A person can be tested by more than one laboratory and can have both positive and negative results. **Therefore, the sum of the numbers in each column will be larger than the total number of people tested.**

| Reporting lab | Inconclusive | Negative | Positive | Percent positive | Total |
|--|--------------|----------|----------|------------------|-------|
| PANCARE HEALTH YOUNGSTOWN | | | 4 | 100% | 4 |
| ALCOVE ASSISTED LIVING FACILITY | | 4 | | | 4 |
| ADVANCED DIAGNOSTIC LABORATORY | | | 4 | 100% | 4 |
| MEMORIAL HEALTH CARE SYSTEMS | | | 4 | 100% | 4 |
| UF HEALTH | | | 4 | 100% | 4 |
| AHC Decatur County | | 4 | | | 4 |
| ORLANDO HEALTH PHYSICIAN ASSOCIATES | | 3 | 1 | 25% | 4 |
| NORTHPORT MEDICAL CENTER LAB | | 4 | | | 4 |
| BAYCARE MEDICAL GROUP INC | | | 4 | 100% | 4 |
| LONG ISLAND JEWISH FOREST HILLS HOSPITAL | | 4 | | | 4 |
| FHCP – ORMOND BEACH | | | 4 | 100% | 4 |
| FLORIDA DEPARTMENT OF HEALTH IN CALHOUN COUNTY | | 3 | 1 | 25% | 4 |
| CARENOW URGENT CARE - WINTER SPRINGS | | 3 | 1 | 25% | 4 |
| SONIC REFERENCE LABORATORY | | | 4 | 100% | 4 |
| BAYLOR ESOTERIC AND MOLECULAR LAB | | | 4 | 100% | 4 |
| GEORGE SAFRAN MD PC | | 4 | | | 4 |
| JACKSON COUNTY HEALTH DEPARTMENT | | | 4 | 100% | 4 |
| STEWART ROCKLEDGE HOSPITAL | | | 4 | 100% | 4 |
| PALM BEACH COUNTY HEALTH DEPARTMENT LABORATORY | | | 4 | 100% | 4 |
| FIFTH AVENUE PEDIATRICS | | 3 | 1 | 25% | 4 |
| Sunset Lake Health and Rehabilitation Center | | 4 | | | 4 |
| BENDERSON FAMILY SKILLED NURSING AND□ | | 4 | | | 4 |
| GENEVA GENERAL HOSPITAL LABORATORY | | 3 | 1 | 25% | 4 |
| EGL GENETICS DIAGNOSTICS | | | 4 | 100% | 4 |
| FAMILY AND INTERNAL MEDICINE AT AVALON PARK | | 3 | 1 | 25% | 4 |
| NORTHBROOK CENTER FOR□ | | 4 | | | 4 |
| NEMOURS CHILDREN'S PRIMARY CARE VERO BEACH | | | 4 | 100% | 4 |
| ACCESS PHARMACY | | 4 | | | 4 |
| EAR NOSE & THROAT ASSOCIATES OF MANATEE PA | | 4 | | | 4 |
| WYOMING PUBLIC HEALTH LAB | | | 4 | 100% | 4 |
| BRADENTON PHYSICIANS MEDICAL CENTER | | | 4 | 100% | 4 |
| COVENIENT CARE MEDICAL CLINIC | | | 4 | 100% | 4 |
| OSPREY LODGE | | 4 | | | 4 |
| Westminster Manor | | 3 | 1 | 25% | 4 |
| SENIOR LIVING VII TAMPA LLC□ | 1 | 2 | 1 | 25% | 4 |
| PALM BEACH CANCER INSTITUTE | | | 4 | 100% | 4 |
| FCHC (OB)-DARWIN SQUARE CTR. | | | 4 | 100% | 4 |
| THE DOCTORS CENTER HEALTHCARE-SOUTHSIDE | | 1 | 3 | 75% | 4 |
| TRINITY MEDICAL ASSOCIATES LLC | | | 4 | 100% | 4 |
| MEDICAL CENTER AT OCEAN REEF | | 1 | 3 | 75% | 4 |
| CAREWELL 202 | | | 4 | 100% | 4 |
| LITTLE PINE PEDIATRICS PLLC | | 4 | | | 4 |
| SANFORD SOUTH UNIVERSITY | | 4 | | | 4 |
| INTERMARKET FACILITY | | | 4 | 100% | 4 |
| CAPE COD HOSPITAL | | | 4 | 100% | 4 |
| LORI MCAULIFFE MD PA | | | 4 | 100% | 4 |
| ALBIBI | | 1 | 3 | 75% | 4 |

COVID-19: testing by laboratory

Data through Nov 24, 2020 verified as of Nov 25, 2020 at 09:25 AM

Data in this report are provisional and subject to change.

The numbers in the table below represent the number of Florida and non-Florida residents for whom test results were received by the Department of Health. A person can be tested by more than one laboratory and can have both positive and negative results. **Therefore, the sum of the numbers in each column will be larger than the total number of people tested.**

| Reporting lab | Inconclusive | Negative | Positive | Percent positive | Total |
|---|--------------|----------|----------|------------------|-------|
| Belleair Healthcare Center | | 3 | 1 | 25% | 4 |
| IRL MARKET LAB | | | 4 | 100% | 4 |
| MARSHALL MEDICAL CENTER SOUTH LAB | | 3 | 1 | 25% | 4 |
| FLORIDA HEART AND VASCULAR | | | 4 | 100% | 4 |
| HUNTINGTON VILLAGE URGENT CARE | | 4 | | | 4 |
| FAST TRACK URGENT CARE CENTER - DOWNTOWN | | | 4 | 100% | 4 |
| MD ANDERSON | | | 4 | 100% | 4 |
| MEDEX MEDICAL EXPRESS OF PALATKA LLC | | | 4 | 100% | 4 |
| DOTHAN PEDIATRIC CLINIC | | | 4 | 100% | 4 |
| RESOLVE MOLECULAR DIAGNOSTICS | | 4 | | | 4 |
| FAMILY MEDICAL CARE OF PALM BEACH | | | 4 | 100% | 4 |
| ECLRS | | 1 | 3 | 75% | 4 |
| INFECTION CONTROL/ EMPHEALTH | | 3 | 1 | 25% | 4 |
| CELAL GUROL ERBAY, MD | | | 4 | 100% | 4 |
| SOUTHCOR LABORATORY | | 2 | 2 | 50% | 4 |
| GENUS DIAGNOSTICS | | | 4 | 100% | 4 |
| RESEARCH CENTERS OF AMERICA, LLC | | 4 | | | 4 |
| CONCENTRA URGENT CARE | | 1 | 3 | 75% | 4 |
| BRENTWOOD RETIREMENT COMMUNITY | | 4 | | | 4 |
| NEW HAMPSHIRE DEPARTMENT OF HEALTH AND HUMAN SERVICES | | 3 | 1 | 25% | 4 |
| ACCENT PHYSICIAN SPECIALISTS PA | | 4 | | | 4 |
| SOUTHWESTERN REGIONAL MEDICAL CENTER - TULSA | | 4 | | | 4 |
| PM PEDIATRICS OF SELDEN | | 3 | 1 | 25% | 4 |
| IU HEALTH PATHOLOGY | | | 4 | 100% | 4 |
| PREMIER MEDICAL ASSOCIATES | | 4 | | | 4 |
| NORTHWEST FLORIDA ENT, PA | | 3 | 1 | 25% | 4 |
| KANSAS DEPARTMENT OF HEALTH | | 2 | 2 | 50% | 4 |
| UNIVERSITY OF CHICAGO MEDICAL CENTER LAB | | | 4 | 100% | 4 |
| UNION CITY MANOR NURSING CENTER | | 4 | | | 4 |
| GNT ASSOCIATES | | 3 | 1 | 25% | 4 |
| MACTOWN, INC | | 4 | | | 4 |
| DTR LABS | | 3 | 1 | 25% | 4 |
| THOMAS LANGLEY | | | 3 | 100% | 3 |
| WOLFF CTR FOR CHILD & ADOLESCENT HEALTH PLLC,THE | | 2 | 1 | 33% | 3 |
| Consulate Health Care of Port Charlotte | | 1 | 2 | 67% | 3 |
| UNC HOSPITAL/MCLENDON CLINICAL LABORATORIES | | | 3 | 100% | 3 |
| CITIZENS BAPTIST MEDICAL CENTERS LAB | | 3 | | | 3 |
| DEPARTMENT OF PATHOLOGY ROME MEMORIAL | | 3 | | | 3 |
| TUFTS MEDICAL CENTER | | | 3 | 100% | 3 |
| GEORGIA DEPARTMENT OF PUBLIC HEALTH | | | 3 | 100% | 3 |
| PUTNAM HOSPITAL CENTER LABORATORY | | 3 | | | 3 |
| THE LODGE AND REHABILITATION CENTER | | 3 | | | 3 |
| DIAGNOSTIC & CLINICAL CARE SERVICES INC DBA | | 3 | | | 3 |
| BOCA RATON REHABILITATION CENTER | | | 3 | 100% | 3 |
| GROVES CENTER | | | 3 | 100% | 3 |
| REGIONAL MEDICAL LAB | | | 3 | 100% | 3 |
| BONIFAY NURSING AND REHAB CENTER | | | 3 | 100% | 3 |

COVID-19: testing by laboratory

Data through Nov 24, 2020 verified as of Nov 25, 2020 at 09:25 AM

Data in this report are provisional and subject to change.

The numbers in the table below represent the number of Florida and non-Florida residents for whom test results were received by the Department of Health. A person can be tested by more than one laboratory and can have both positive and negative results. **Therefore, the sum of the numbers in each column will be larger than the total number of people tested.**

| Reporting lab | Inconclusive | Negative | Positive | Percent positive | Total |
|--|--------------|----------|----------|------------------|-------|
| EDWARD J HEALEY REHAB & NURSING CENTER | | 3 | | | 3 |
| NORTH NAPLES HOSPITAL RESPIRATORY THERAPY DEPARTMENT | | | 3 | 100% | 3 |
| MIRIMUS INC | | | 3 | 100% | 3 |
| CROSSVILLE MEDICAL GROUP | | 1 | 2 | 67% | 3 |
| BOND CLINIC DR ELDEEB | | 1 | 2 | 67% | 3 |
| GARCIA MORALES NELSON | | | 3 | 100% | 3 |
| ST LUKES ROOSEVELT LABORATORY | | 3 | | | 3 |
| NOT GIVEN | | 1 | 2 | 67% | 3 |
| AVANTE AT MT DORA | | 1 | 2 | 67% | 3 |
| SEA LEVEL LABS | | | 3 | 100% | 3 |
| PERDIDO URGENT CARE | | | 3 | 100% | 3 |
| LAKEVIEW HEALTH CARE SYSTEMS | | | 3 | 100% | 3 |
| NORTHEAST ALABAMA REGIONAL MEDICAL CENTER | | 2 | 1 | 33% | 3 |
| BEEBE MEDICAL CENTER LABORATORY | | 3 | | | 3 |
| FLORIDA DEPARTMENT OF HEALTH IN MIAMI DADE COUNTY | | 2 | 1 | 33% | 3 |
| URGENT CARE - OCONEE | | 2 | 1 | 33% | 3 |
| CGH MEDICAL CENTER | | | 3 | 100% | 3 |
| MD NOW URGENT CARE - DELRAY WEST | | | 3 | 100% | 3 |
| ADVENTHEALTH CENTRA CARE WINTER GARDEN | | 3 | | | 3 |
| CHAMPLAIN VALLEY PHYSICIANS HOSPITAL | | 3 | | | 3 |
| MADISON COUNTY HEALTH DEPARTMENT | | 3 | | | 3 |
| REELFOOT FAMILY WALK IN CLINIC | | 2 | 1 | 33% | 3 |
| MID FLORIDA CLINICAL LABORATORY | | 2 | 1 | 33% | 3 |
| WILLIAM A HINTON STATE LABORATORY INSTITUTE | | 1 | 2 | 67% | 3 |
| MAYO | | 1 | 2 | 67% | 3 |
| UCF STUDENT HEALTH SERVICES LABORATORY | | | 3 | 100% | 3 |
| HOLLEY NAVARRE MEDICAL CLINIC | | | 3 | 100% | 3 |
| HORIZON MEDICAL GROUP | | 3 | | | 3 |
| CVS MINUTE CLINIC DIAGNOSTIC OF NORTH CAROL | | 3 | | | 3 |
| UNILAB OF DADE INC | | | 3 | 100% | 3 |
| MIZELL MEMORIAL HOSPITAL | | | 3 | 100% | 3 |
| OPTUMCARE FLORIDA LLC | | 1 | 2 | 67% | 3 |
| TARRANT COUNTY PUBLIC HEALTH | | 3 | | | 3 |
| RHEA MEDICAL CENTER | | 3 | | | 3 |
| PALMS WEST HOSPITAL | | | 3 | 100% | 3 |
| ADVENTHEALTH EXPRESS CARE AT | | | 3 | 100% | 3 |
| BETH ISRAEL MEDICAL CENTER LABS | | 3 | | | 3 |
| UNIVERSITY OF MIAMI MILLER SCHOOL OF MEDICINE | | | 3 | 100% | 3 |
| FLORIDA CANCER SPECIALISTS AND RESEARCH | | 1 | 2 | 67% | 3 |
| SPRING LAKE REHABILITATION CENTER | | | 3 | 100% | 3 |
| MINUTECLINIC DIAGNOSTIC OF NEW JERSEY, LLC # 7069 | | 3 | | | 3 |
| SANFORD MOBILE LAB | | | 3 | 100% | 3 |
| AVANTE INVERNESS | | 1 | 2 | 67% | 3 |
| NOT INDICATED | | 1 | 2 | 67% | 3 |
| WINDER NURSING INC DBA WINDER HEALTH CARE | | 3 | | | 3 |
| VIDANT MEDICAL CENTER | | | 3 | 100% | 3 |
| MANORCARE NURSING & REHABILITATION CENTER-NAPLES | | 3 | | | 3 |

COVID-19: testing by laboratory

Data through Nov 24, 2020 verified as of Nov 25, 2020 at 09:25 AM

Data in this report are provisional and subject to change.

The numbers in the table below represent the number of Florida and non-Florida residents for whom test results were received by the Department of Health. A person can be tested by more than one laboratory and can have both positive and negative results. **Therefore, the sum of the numbers in each column will be larger than the total number of people tested.**

| Reporting lab | Inconclusive | Negative | Positive | Percent positive | Total |
|---|--------------|----------|----------|------------------|-------|
| BARONESS ERLANGER HOSPITAL | | 3 | | | 3 |
| HELIX KH UC | | | 3 | 100% | 3 |
| CITYMD | | 1 | 2 | 67% | 3 |
| ADVENTHEALTH CENTRA CARE SANFORD | | 1 | 2 | 67% | 3 |
| BIRMINGHAM VAMC | | 1 | 2 | 67% | 3 |
| TAMPA | | 1 | 2 | 67% | 3 |
| SSM HEALTH ST LOUIS MICROBIOLOGY LABORATORY | | 1 | 2 | 67% | 3 |
| LEXINGTON MEDICAL CENTER | | 1 | 2 | 67% | 3 |
| SENTARA NORFOLK GENERAL HOSPITAL CENTRAL LAB | | | 3 | 100% | 3 |
| MEDICAL CENTER ENTERPRISE | | | 3 | 100% | 3 |
| VILLAGES HEALTH, THE | | 3 | | | 3 |
| INNOVATION CLINICAL TRIALS, INC | | | 3 | 100% | 3 |
| ORLANDO REGIONAL HEALTH SERVICES | | 1 | 2 | 67% | 3 |
| CORNERSTONE MEDICAL CARE OF BRANDON PL | | 3 | | | 3 |
| SOFTLAB | | | 3 | 100% | 3 |
| LAKE GIBSON VILLAGE, LLC | | 3 | | | 3 |
| NOVANT HEALTH PRESBYTERIAN | | 2 | 1 | 33% | 3 |
| BOROPARK URGENT CARE | | 3 | | | 3 |
| WATSON THERAPEUTICS | | 1 | 2 | 67% | 3 |
| MORTON PLANT HOSPITAL NURSING | | | 3 | 100% | 3 |
| LEWIS COUNTY MANOR | | 3 | | | 3 |
| MAINSTREAM DIAGNOSTIC LABORATORY LLC | | 3 | | | 3 |
| CARESPOT-WELLINGTON | | | 3 | 100% | 3 |
| MINUTECLINIC MINUTECLINIC #8746 | | 3 | | | 3 |
| VIERA PEDIATRICS | | | 3 | 100% | 3 |
| CHILDREN'S HEALTHCARE OF ATLANTA/EGLESTON | | 3 | | | 3 |
| Walker BaptistMedCtr | | 2 | 1 | 33% | 3 |
| JOHN T MATHER MEMORIAL HOSPITAL LABORATORY | | 3 | | | 3 |
| CORTLAND REGIONAL MEDICAL CENTER | | 3 | | | 3 |
| ALLIANCE FOR MULTISPECIALTY RESEARCH | | 3 | | | 3 |
| WINDSOR OF LAKEWOOD RANCH,THE | | 3 | | | 3 |
| CVS HEALTH, #3396 | | 3 | | | 3 |
| BAY STREET PHARMACY☐ | | 3 | | | 3 |
| FLORIDA CLINICAL LABORATORY - BIOREFERENCE LABORATORIES | | 2 | 1 | 33% | 3 |
| BAPTIST PRIMARY CARE, INC. | | 2 | 1 | 33% | 3 |
| EXPRESS DOCS LLC | | | 3 | 100% | 3 |
| MIDDLETOWN MEDICAL P C | | | 3 | 100% | 3 |
| COLLEGE POINT URGENT CARE | | 3 | | | 3 |
| ONSLOW MEMORIAL HOSPITAL LABORATORY | | 3 | | | 3 |
| LCS SANDHILL COVE LLC DBA | | 3 | | | 3 |
| CAREWELL URGENT CARE | | | 3 | 100% | 3 |
| FAMILY MEDICINE AT WATERMAN | | 3 | | | 3 |
| HOLMES REG MED CENTER CLINICAL LAB | | | 3 | 100% | 3 |
| SCIENTIFIC LABORATORY DIVISION | | | 3 | 100% | 3 |
| PRIME HEALTH OF NORTH PORT LLC | | 2 | 1 | 33% | 3 |
| CARENOW URGENT CARE-GREEN HILLS | | 3 | | | 3 |
| SIGNATURE CARE MONTROSE | | 2 | 1 | 33% | 3 |

COVID-19: testing by laboratory

Data through Nov 24, 2020 verified as of Nov 25, 2020 at 09:25 AM

Data in this report are provisional and subject to change.

The numbers in the table below represent the number of Florida and non-Florida residents for whom test results were received by the Department of Health. A person can be tested by more than one laboratory and can have both positive and negative results. **Therefore, the sum of the numbers in each column will be larger than the total number of people tested.**

| Reporting lab | Inconclusive | Negative | Positive | Percent positive | Total |
|--|--------------|----------|----------|------------------|-------|
| LAFAYETTE NURSING AND REHAB | | | 3 | 100% | 3 |
| NORTH SHORE HEMATOLOGY-ONCOLOGY ASSOCIATES, PC | | 3 | | | 3 |
| ADVENTHEALTH CENTRA CARE LAKE MARY | | 3 | | | 3 |
| PEACEHEALTH LABORATORIES | | 2 | 1 | 33% | 3 |
| ACE BIOMEDICAL LABS LLC | | | 3 | 100% | 3 |
| DOLPHIN POINTE HEALTH CARE LLC | | | 3 | 100% | 3 |
| CONSOLIDATED LABORATORY SERVICES | | | 3 | 100% | 3 |
| URGENT DOC - URGENT CARE CLINIC | | | 3 | 100% | 3 |
| ACCESS HEALTH CARE | | 2 | 1 | 33% | 3 |
| MENORAH HOUSE | | 3 | | | 3 |
| CORTLAND COUNTY HEALTH DEPARTMENT | | 3 | | | 3 |
| PRIMECARE | | 2 | 1 | 33% | 3 |
| OPENTRONS PRL | | 2 | 1 | 33% | 3 |
| BRENTWOOD SENIOR LIVING AT ST PETE | | | 3 | 100% | 3 |
| ADVENT HEALTH - WESTCHASE ER | | | 3 | 100% | 3 |
| DACH MAIN LAB | | | 3 | 100% | 3 |
| BAPTIST OUTPATIENT SERVICES | | | 3 | 100% | 3 |
| SANDGATE GARDENS REHAB & NURSING CENTER | | 2 | 1 | 33% | 3 |
| EXETER HOSPITAL | | 3 | | | 3 |
| DICKSON MEDICAL ASSOCIATES PC PATH LAB | | 3 | | | 3 |
| PBC PREMIER FAMILY HEALTH | | | 3 | 100% | 3 |
| Nashville Central Laboratory | | 3 | | | 3 |
| MEDICAL CENTER AFFILIATES WEST PALM | | | 3 | 100% | 3 |
| FAMILY MEDICINE OF WESTON LLC | | | 3 | 100% | 3 |
| CULLMAN REGIONAL URGENT CARE | | 2 | 1 | 33% | 3 |
| JACKSON SOUTH COMMUNITY HOSPITAL LAB | | | 3 | 100% | 3 |
| ORANGE PARK PEDIATRIC ASSOCIATES | | | 3 | 100% | 3 |
| MEDICATION ROOMS-CSU/CI NURSE STATION | | 3 | | | 3 |
| WEST BROWARD CARE CENTER | | 3 | | | 3 |
| ST LUKES HOSPITAL LABORATORY | | 2 | 1 | 33% | 3 |
| PALM BEACH CDH - DELRAY BEACH | | | 3 | 100% | 3 |
| SURETOX LABORATORY LLC | | 2 | 1 | 33% | 3 |
| VICAR'S LANDING NURSING HOME | | 2 | 1 | 33% | 3 |
| TRIDENT BIOMETRICS | | 3 | | | 3 |
| MEDICAL CENTER OF DELTONA, INC | | 3 | | | 3 |
| GREENVILLE MEMORIAL HOSPITAL LAB | | | 3 | 100% | 3 |
| SUSANNA WESLEY HEALTH CENTER | | 3 | | | 3 |
| MARSHFIELD LABORATORIES | | | 3 | 100% | 3 |
| ABSOLUTE HEALTH | | 3 | | | 3 |
| State Lab Unspecifd | | | 3 | 100% | 3 |
| NORTHWEST FLORIDA CLINICAL LAB | | 1 | 2 | 67% | 3 |
| ALABAMA DEPARTMENT OF PUBLIC HEALTH | | 1 | 2 | 67% | 3 |
| NOVARI CARE LLC | | 3 | | | 3 |
| ATMORE NURSING CENTER | | 3 | | | 3 |
| UT SOUTHWESTERN MEDICAL CENTER | | | 3 | 100% | 3 |
| ARCPPOINT LABS OF ST PETERSBURG | | 1 | 2 | 67% | 3 |
| WINDERMERE MEDICAL CENTER | | | 3 | 100% | 3 |

COVID-19: testing by laboratory

Data through Nov 24, 2020 verified as of Nov 25, 2020 at 09:25 AM

Data in this report are provisional and subject to change.

The numbers in the table below represent the number of Florida and non-Florida residents for whom test results were received by the Department of Health. A person can be tested by more than one laboratory and can have both positive and negative results. **Therefore, the sum of the numbers in each column will be larger than the total number of people tested.**

| Reporting lab | Inconclusive | Negative | Positive | Percent positive | Total |
|---|--------------|----------|----------|------------------|-------|
| NORTH BROWARD HOSPITAL DISTRICT HEALTHCARE FOR THE HOMELESS | | | 3 | 100% | 3 |
| CAMPAZZI CONCIERGE MEDICAL SERVICES | | 2 | 1 | 33% | 3 |
| THONOTOSASSA COMMUNITY HEALTH CENTER | | | 3 | 100% | 3 |
| RED MOUNTAIN DIAGNOSTICS | | 3 | | | 3 |
| WILLOWBROOKE COURT AT ST ANDREWS ESTATES | | 1 | 2 | 67% | 3 |
| PRORENATA LABS | | 1 | 2 | 67% | 3 |
| PARRISH MEDICAL CENTER-WAIVED TESTING | | 3 | | | 3 |
| NORTH SHORE HOSP. INFECTION CONTROL | | | 3 | 100% | 3 |
| MINUTECLINIC, LLC, DBA MINUTECLINIC #6106 | | 2 | 1 | 33% | 3 |
| MUNSON MEDICAL CENTER | | | 3 | 100% | 3 |
| WALK IN URGENT CARE | | | 3 | 100% | 3 |
| EAST HILL MEDICAL GROUP | | 2 | 1 | 33% | 3 |
| NORTHSIDE HOSPITAL | | 2 | 1 | 33% | 3 |
| MINUTECLINIC DIAGNOSTIC OF NORTH CAROLINA PC | | 3 | | | 3 |
| DEACONESS HOSPITAL | | | 3 | 100% | 3 |
| TNC WALK IN CLINIC | | 1 | 2 | 67% | 3 |
| ARCPPOINT LABS OF SARASOTA MANATEE | | | 3 | 100% | 3 |
| DEPT OF VA MEDICAL CENTER - BAY PINES | | | 3 | 100% | 3 |
| OCOEE PEDIATRICS | | 3 | | | 3 |
| ERIE COUNTY PUBLIC HEALTH CLINICAL | | 3 | | | 3 |
| VIRGINIA DIVISION OF CONSOLIDATED LABORATORIES | | | 3 | 100% | 3 |
| QUATRACOR PLLC | | 3 | | | 3 |
| MEDFUSION | | 2 | 1 | 33% | 3 |
| ALLIANCE LABS @LRMC | | | 3 | 100% | 3 |
| ILLINOIS DEPARTMENT OF PUBLIC HEALTH | | | 3 | 100% | 3 |
| IOWA DEPARTMENT OF PUBLIC HEALTH | | | 3 | 100% | 3 |
| FORT HAMILTON URGENT CARE | | 3 | | | 3 |
| PATIENT FIRST - ALLENTOWN | | | 3 | 100% | 3 |
| PEDIATRICS BY THE SEA JOG RD OFFICE | | | 3 | 100% | 3 |
| CLERMONT HEALTH AND REHABILITATION CENTER | | 3 | | | 3 |
| TRUE HEALTH - LAKE UNDERHILL | | 3 | | | 3 |
| VISTA MANOR | | | 3 | 100% | 3 |
| PRISMA HEALTH MIDLANDS | | | 3 | 100% | 3 |
| FLORIDA MEDICAL CLINIC - MULTI SPECIALTY CAMPUS | | | 3 | 100% | 3 |
| YORK HOSPITAL - LABORATORY | | | 3 | 100% | 3 |
| ALABAMA CLINICS | | 1 | 2 | 67% | 3 |
| MONTANA PUBLIC HEALTH LAB | | | 3 | 100% | 3 |
| COVENANT PEDIATRICS | | 1 | 2 | 67% | 3 |
| RADIOLOGY ASSOCIATES OF VENICE AND ENGLEWOOD | | 3 | | | 3 |
| HAWTHORNE INN OF LAKE LAND | | 3 | | | 3 |
| GYN PATH SERVICES | | | 3 | 100% | 3 |
| COURTYARD GARDENS OF JUPITER | | 3 | | | 3 |
| MOULTRIE CREEK NURSING AND REHAB | | | 3 | 100% | 3 |
| US SPECIALTY LABS | | | 3 | 100% | 3 |
| PINELLAS PARK HEALTH CENTER - PINELLAS CHD | | 1 | 2 | 67% | 3 |
| LAHEY CLINIC MEDICAL CENTER | | | 3 | 100% | 3 |
| GREATER MOBILE URGENT CARE - SPRINGHILL | | | 3 | 100% | 3 |

COVID-19: testing by laboratory

Data through Nov 24, 2020 verified as of Nov 25, 2020 at 09:25 AM

Data in this report are provisional and subject to change.

The numbers in the table below represent the number of Florida and non-Florida residents for whom test results were received by the Department of Health. A person can be tested by more than one laboratory and can have both positive and negative results. **Therefore, the sum of the numbers in each column will be larger than the total number of people tested.**

| Reporting lab | Inconclusive | Negative | Positive | Percent positive | Total |
|---|--------------|----------|----------|------------------|-------|
| SONATA BOYNTON BEACH | | 2 | 1 | 33% | 3 |
| MARYLAND STATE DEPT OF HEALTH | 2 | | 1 | 33% | 3 |
| CONSULATE HEATH CARE AT WEST ALTAMONTE | | | 3 | 100% | 3 |
| BELLIN HEALTH LAB | | 1 | 2 | 67% | 3 |
| CAPTAIN JAMES A. LOVELL FEDERAL HEALTHCARE CENTER | | | 3 | 100% | 3 |
| KEY WEST URGENT CARE, INC | | 3 | | | 3 |
| EAST BANK HOSPITAL - UNIVERSITY OF MINNESOTA MEDICAL CENTER | | | 3 | 100% | 3 |
| HELIX MEDICAL CENTERS | | 1 | 2 | 67% | 3 |
| EPIC REFERENCE LABS INC | | | 3 | 100% | 3 |
| INDIANA STATE DEPARTMENT OF HEALTH | | 1 | 2 | 67% | 3 |
| NEWSTAR MEDICAL LABORATORIES | | 3 | | | 3 |
| BETTERMED URGENT CARE | | | 3 | 100% | 3 |
| BROOKDALE BRANDON | | 3 | | | 3 |
| LEE CONVENIENT CARE AT SUMMERLIN | | | 3 | 100% | 3 |
| MED LABS DIAGNOSTICS | | 3 | | | 3 |
| PROFESSIONAL PEDIATRICS | | 3 | | | 3 |
| WESLEY CHAPEL INTERNAL MEDICINE AND PEDIATRICS | | | 3 | 100% | 3 |
| NORTHERN LIGHT LABORATORY | | 1 | 2 | 67% | 3 |
| THE CLINIC OF PEDIATRICS & GI MEDICINE, INC | | | 3 | 100% | 3 |
| MINUTECLINIC, LLC #05038 | | 3 | | | 3 |
| MCR HEALTH LAWTON CHILES ADMINISTRATION STE A | | 1 | 2 | 67% | 3 |
| OSWEGO HOSPITAL LABORATORY | | 3 | | | 3 |
| PATHOLOGY REFERENCE LAB LLC | | | 3 | 100% | 3 |
| CLEVELAND TENNESSEE HOSPITAL COMPANY | | 3 | | | 3 |
| MAINSTREET FAMILY CARE | | | 3 | 100% | 3 |
| JOSEF SCHENKER MD PC | | 3 | | | 3 |
| CLEARWATER PEDIATRIC CARE | | | 3 | 100% | 3 |
| KINDRED HOSPITAL | | 3 | | | 3 |
| MANOR CARE OF PALM HARBOR | | 3 | | | 3 |
| VIBRANT AMERICA | | 3 | | | 3 |
| ANN STORCK CENTER INC | | 3 | | | 3 |
| MPG JACKSONVILLE ATLANTIC BLVD | | 1 | 2 | 67% | 3 |
| MONTANA DEPARTMENT OF PUBLIC HEALTH & HUMAN SERVICES | | | 3 | 100% | 3 |
| West Gate Village, LLC | | 3 | | | 3 |
| KETTERING HEALTH | | | 3 | 100% | 3 |
| FLORIDA LABORATORY ANALYSIS, LLC | | | 3 | 100% | 3 |
| SJH | | | 3 | 100% | 3 |
| SIGNATURE CARE PFLUGERVILLE | | | 3 | 100% | 3 |
| GONZALEZ MD AND ASWAD MD HEALTH SERVICES | | | 3 | 100% | 3 |
| NOVANT HEALTH UVA | | | 3 | 100% | 3 |
| SOUTHERN OCEAN MEDICAL CENTER | | 3 | | | 3 |
| CTRS | | | 3 | 100% | 3 |
| MARION COUNTY FIRE RESCUE | | 3 | | | 3 |
| PPD - IXLAYER | | 3 | | | 3 |
| ADVENT HEALTH - TIMBERRIDGE ER | | 2 | 1 | 33% | 3 |
| LAFAYETTE NURSING AND REHABILITATION CENTER | | 3 | | | 3 |
| MOBILE COUNTY HEALTH DEPARTMENT | | 1 | 1 | 50% | 2 |

COVID-19: testing by laboratory

Data through Nov 24, 2020 verified as of Nov 25, 2020 at 09:25 AM

Data in this report are provisional and subject to change.

The numbers in the table below represent the number of Florida and non-Florida residents for whom test results were received by the Department of Health. A person can be tested by more than one laboratory and can have both positive and negative results. **Therefore, the sum of the numbers in each column will be larger than the total number of people tested.**

| Reporting lab | Inconclusive | Negative | Positive | Percent positive | Total |
|--|--------------|----------|----------|------------------|-------|
| RAINBOW PEDIATRIC CENTER PA | | 1 | 1 | 50% | 2 |
| SOUTHEAST GEORGIA HEALTH SYSTEM | | | 2 | 100% | 2 |
| NOVA SOUTHEASTERN UNIVERSITY - STUDENT MEDICAL CTR | | | 2 | 100% | 2 |
| TRUE HEALTH- HOFFNER | | 2 | | | 2 |
| ST BARNABAS HOSPITAL | | 2 | | | 2 |
| SPRINGS MEDICAL LAB | | 1 | 1 | 50% | 2 |
| Broadview Multi-Care Center | | 2 | | | 2 |
| URGENT TEAM - HUNTSVILLE | | 2 | | | 2 |
| Surrey Place Healthcare and Rehabilitation | | 2 | | | 2 |
| GALEN BAYLOR EXTENSION | | 2 | | | 2 |
| MONTEFIORE MEDICAL CENTER LABS MONTEFIORE | | 1 | 1 | 50% | 2 |
| CVS MINUTE CLINIC DIAGNOSTIC OF KANSAS, PA | | 2 | | | 2 |
| CARL R DARNALL ARMY MEDICAL CENTER | | | 2 | 100% | 2 |
| DOTHAN WEST FAMILY MEDICINE | | 1 | 1 | 50% | 2 |
| EXPRESSCARE URGENT CARE CENTER | | | 2 | 100% | 2 |
| NATIONWIDE LABORATORY SERVICES | | 1 | 1 | 50% | 2 |
| RAPID CITY RUGENT CARE | | | 2 | 100% | 2 |
| GULF COAST REGIONAL MEDICAL CARE | | 2 | | | 2 |
| PREMIER MEDICAL LABORATORY | | | 2 | 100% | 2 |
| ISLAND LAKE CENTER | | | 2 | 100% | 2 |
| CSL PLASMA INC | | | 2 | 100% | 2 |
| SANFORD REGIONAL HOSPITAL WORTHINGTON | | 2 | | | 2 |
| RUSH UNIVERSITY MEDICAL CENTER LABORATORY | | | 2 | 100% | 2 |
| FLORIDA COMMUNITY HEALTH CENTERS, INC. | | | 2 | 100% | 2 |
| University Center East | | | 2 | 100% | 2 |
| ELITE MEDICAL CENTER | | | 2 | 100% | 2 |
| LEESBURG COMMUNITY HEALTH CENTERS | | | 2 | 100% | 2 |
| HEART OF FLORIDA HEALTH CENTER INC | | | 2 | 100% | 2 |
| FLORIDA KEYS PED & ADOLES CTR | | | 2 | 100% | 2 |
| URGENT TEAM - MUSCLE SHOALS | | 2 | | | 2 |
| JOHN D. ARCHBOLD MEM. HOSPITAL | | | 2 | 100% | 2 |
| PASSPORT HEALTH OF TAMPA BAY | | 2 | | | 2 |
| GRAND VILLA OF MELBOURNE | | | 2 | 100% | 2 |
| CAPE CORAL URGENT CARE | | 2 | | | 2 |
| DEKALB MEDICAL CENTER LABORATORY | | | 2 | 100% | 2 |
| TALLAHASSEE MEMORIAL HEALTHCARE FAMILY MED RESIDENCY | | | 2 | 100% | 2 |
| Z UROLOGY | | 2 | | | 2 |
| NOVADX | | 2 | | | 2 |
| ASCENSION ST VINCENT'S RIVERSIDE | | | 2 | 100% | 2 |
| WILLOW BROOKE COURT AT AZALEA TRACE | | 2 | | | 2 |
| UNIVERSITY OF MICHIGAN | | 2 | | | 2 |
| MAWD PATHOLOGY GROUP | | | 2 | 100% | 2 |
| NORTHWELL HEALTH | | | 2 | 100% | 2 |
| STEUBEN COUNTY PUBLIC HEALTH | | 2 | | | 2 |
| STEWARD ST ELIZABETH MEDICAL CENTER | | | 2 | 100% | 2 |
| SPEARHEAD MEDICAL | | | 2 | 100% | 2 |
| NEW BRIDGE MEDICAL CENTER | | 2 | | | 2 |

COVID-19: testing by laboratory

Data through Nov 24, 2020 verified as of Nov 25, 2020 at 09:25 AM

Data in this report are provisional and subject to change.

The numbers in the table below represent the number of Florida and non-Florida residents for whom test results were received by the Department of Health. A person can be tested by more than one laboratory and can have both positive and negative results. **Therefore, the sum of the numbers in each column will be larger than the total number of people tested.**

| Reporting lab | Inconclusive | Negative | Positive | Percent positive | Total |
|---|--------------|----------|----------|------------------|-------|
| BAPTIST HEALTH MEDICAL CENTER | | | 2 | 100% | 2 |
| DEPT OF HEALTH | | | 2 | 100% | 2 |
| UNITY HEALTH AND REHABILITATION CENTER | | | 2 | 100% | 2 |
| SIGNATURE HEALTHCARE OF MIDDLEBURG | | 2 | | | 2 |
| UT MEMPHIS UNIVERSITY HEALTH SERVICES | | | 2 | 100% | 2 |
| DESOTO HEALTH AND REHAB LLC | | 2 | | | 2 |
| ADVENTHEALTH CAR CENTER APOPKA | | | 2 | 100% | 2 |
| ALLIED PHYSICIANS GROUP PLLC | | 2 | | | 2 |
| BIOHEALTH MEDICAL LAB INC | | | 2 | 100% | 2 |
| GENETIC ASSAYS INC | | | 2 | 100% | 2 |
| SARASOTA MEMORIAL MEDICAL URGENT CARE CENTER | | | 2 | 100% | 2 |
| TERRACE AT HOBE SOUND, THE | | 1 | 1 | 50% | 2 |
| CHAPPEL GROUP RESEARCH, THE | | 2 | | | 2 |
| PINECREST PEDIATRICS GROUP LLC | | | 2 | 100% | 2 |
| JACKSON LABORATORY OF GENOMIC MEDICINE | | 2 | | | 2 |
| THE CLUB AT BOYNTON BEACH, LLC | | | 2 | 100% | 2 |
| ISLAND DOCTORS DAYTONA | | | 2 | 100% | 2 |
| BAYLOR GENETICS | | 2 | | | 2 |
| VIERA HOSPITAL, INC | | | 2 | 100% | 2 |
| ENTRUST IMMEDIATE CARE | | | 2 | 100% | 2 |
| MEDICAL CENTER LABORATORY | | | 2 | 100% | 2 |
| CULLMAN REGIONAL MEDICAL CENTER | | 2 | | | 2 |
| SACRED HEART HOSPITAL ON THE EMERALD | | | 2 | 100% | 2 |
| BAPTIST PRIMARY BLACK CREEK SOUTH | | | 2 | 100% | 2 |
| BROOKDALE SENIOR LIVING | | | 2 | 100% | 2 |
| EXPRESS FAMILY CARE LLC | | | 2 | 100% | 2 |
| MINUTE-CLINIC DIAGNOSTIC OF VIRGINIA, LLC #2003 | | 1 | 1 | 50% | 2 |
| ADVENTHEALTH CENTRA CARE CLERMONT | | | 2 | 100% | 2 |
| ST. MARY'S MEDICAL CENTER EVANSVILLE, INC | | | 2 | 100% | 2 |
| MINUTECLINIC DIAGNOSTIC OF PA LLC | | 2 | | | 2 |
| HUNT CLUB PEDIATRIC ASSOCIATES LLC | | 2 | | | 2 |
| FL DEPT OF HEALTH MARION COUNTY MOBILE HEALTH UNIT | | | 2 | 100% | 2 |
| TRICORE REFERENCE LABORATORY | | 1 | 1 | 50% | 2 |
| ADVENTHEALTH MEDICAL GROUP PEDIATRIC & ADOLESCENT | | 2 | | | 2 |
| FLORIDA HOSPITAL APOPKA | | 1 | 1 | 50% | 2 |
| ASPEN VALLEY HOSPITAL | | | 2 | 100% | 2 |
| ADVENTIST HINSDALE HOSPITAL LABORATORY | | | 2 | 100% | 2 |
| NLC LABS | | | 2 | 100% | 2 |
| WEISS PEDIATRIC CARE LLC | | 2 | | | 2 |
| MORRISTOWN MEMORIAL HOSPITAL | | 2 | | | 2 |
| CVS MINUTE CLINIC DIAGNOSTIC OF TEXAS,LLC | | 2 | | | 2 |
| DMC UNIVERSITY LABORATORIES | | 1 | 1 | 50% | 2 |
| NATIONAL JEWISH HEALTH | | | 2 | 100% | 2 |
| THE HOSPITAL OF PROVIDENCE EMERGENCY ROOM | | | 2 | 100% | 2 |
| EMORY UNIVERSITY HOSPITAL | | | 2 | 100% | 2 |
| HOUSTON HEALTH DEPARTMENT - BUREAU OF LABORATORY SERVICES | | | 2 | 100% | 2 |
| PEDIATRIC HEALTH CARE (3577) | | 1 | 1 | 50% | 2 |

COVID-19: testing by laboratory

Data through Nov 24, 2020 verified as of Nov 25, 2020 at 09:25 AM

Data in this report are provisional and subject to change.

The numbers in the table below represent the number of Florida and non-Florida residents for whom test results were received by the Department of Health. A person can be tested by more than one laboratory and can have both positive and negative results. **Therefore, the sum of the numbers in each column will be larger than the total number of people tested.**

| Reporting lab | Inconclusive | Negative | Positive | Percent positive | Total |
|--|--------------|----------|----------|------------------|-------|
| VALDOSTA FAMILY MEDICINE | | | 2 | 100% | 2 |
| MONROE COUNTY HEALTH DEPARTMENT | | | 2 | 100% | 2 |
| CHILDRENS MEDICAL CENTER | | | 2 | 100% | 2 |
| OURMED | | 2 | | | 2 |
| BMC/JACSONVILLE | | 1 | 1 | 50% | 2 |
| ATLAS GENOMICS | | | 2 | 100% | 2 |
| PM PEDIATRICS OF BAYSIDE, PLLC - MANHASSET | | 2 | | | 2 |
| BAYMEADOWS PRIMARY CARE | | 2 | | | 2 |
| AMERICAN HOUSE COCONUT POINT | | 1 | 1 | 50% | 2 |
| LEGACY LABORATORY SERVICES | | | 2 | 100% | 2 |
| CORNERSTONE MEDICAL CARE OF BRANDON | | 2 | | | 2 |
| LIFE CARE HOME HEALTH SERVICES LLC | | | 2 | 100% | 2 |
| Workmens Circle Multicare Center | | 2 | | | 2 |
| COVANCE | | | 2 | 100% | 2 |
| ADVENTHEALTH SEBRING- INFECTION CONTROL DEPARTMENT | | | 2 | 100% | 2 |
| OKLAHOMA STATE DEPARTMENT OF HEALTH-PUBLIC HEALTH LABORATORY | | | 2 | 100% | 2 |
| PIEDMONT HOSPITAL LAB | | | 2 | 100% | 2 |
| TENNESSEE DEPARTMENT OF HEALTH (TDH) - REGIONAL LABORATORY | | | 2 | 100% | 2 |
| ASCENSION ST MICHAEL'S HOSPITAL LAB | | 1 | 1 | 50% | 2 |
| JRS LABORATORY | | | 2 | 100% | 2 |
| LABS PLUS LLC | | 2 | | | 2 |
| FLORIDA PRIMARY & SPECIALTY CARE | | 2 | | | 2 |
| PEACE RIVER MEDICAL CENTER | | 2 | | | 2 |
| PTC LABORATORIES | | | 2 | 100% | 2 |
| PEACEHEALTH CENTRAL | | 2 | | | 2 |
| ALVERNO CLINICAL LABORATORIES | | | 2 | 100% | 2 |
| PHYSICIANS LABORATORY SERVICES | | | 2 | 100% | 2 |
| FLORIDA HOSPITAL PHYSICIAN GROUP | | 1 | 1 | 50% | 2 |
| GOLDSTEIN | | | 2 | 100% | 2 |
| PHYSICIANS MEDICAL CENTER | | 2 | | | 2 |
| SHORE MEDICAL CENTER | | 2 | | | 2 |
| INTERNAL MEDICINE ASSOCIATES-DUNELLON | | | 2 | 100% | 2 |
| EASTLAKE MEDICAL CENTER | | 2 | | | 2 |
| LAKELAND HILLS CENTER | | 1 | 1 | 50% | 2 |
| MOOSEHAVEN HEALTH CENTER | | 1 | 1 | 50% | 2 |
| ORLANDO ORTHOPAEDIC OUTPATIENT SURGERY CENTER | | | 2 | 100% | 2 |
| HILLVIEW LABORATORY | | | 2 | 100% | 2 |
| SUMNER REGIONAL MEDICAL CENTER | | 2 | | | 2 |
| PREMIER LABORATORY SERVICES, LLC | | | 2 | 100% | 2 |
| REDMED OF CROSSTOWN | | 1 | 1 | 50% | 2 |
| WYOMING DEPT OF HEALTH | | | 2 | 100% | 2 |
| APOLLO SURGERY CENTER | | | 2 | 100% | 2 |
| VALLEY BAPTIST MEDICAL CENTER: BROWNSVILLE | | | 2 | 100% | 2 |
| VIERA MANOR ASSISTED LIVING RESIDENCE | | 2 | | | 2 |
| SUNCOAST BLOOD BANK | | | 2 | 100% | 2 |
| UC CORAL GABLES | | | 2 | 100% | 2 |
| NIGHT OWL PEDIATRICS URGENT CARE | | | 2 | 100% | 2 |

COVID-19: testing by laboratory

Data through Nov 24, 2020 verified as of Nov 25, 2020 at 09:25 AM

Data in this report are provisional and subject to change.

The numbers in the table below represent the number of Florida and non-Florida residents for whom test results were received by the Department of Health. A person can be tested by more than one laboratory and can have both positive and negative results. **Therefore, the sum of the numbers in each column will be larger than the total number of people tested.**

| Reporting lab | Inconclusive | Negative | Positive | Percent positive | Total |
|---|--------------|----------|----------|------------------|-------|
| IN AND OUT URGENT CARE | | | 2 | 100% | 2 |
| PM PEDIATRICS OF BAYSIDE PLLC - HOPEWELL JUNCTION | | 2 | | | 2 |
| BAYSTATE MEDICAL CENTER | | 1 | 1 | 50% | 2 |
| BROOKDALE ORANGE PARK | | 2 | | | 2 |
| STEWART MELBOURNE HOSPITAL | | | 2 | 100% | 2 |
| HARTFORD HOSPITAL ANCILLARY LAB | | 1 | 1 | 50% | 2 |
| NEBRASKA MEDICAL CENTER | | | 2 | 100% | 2 |
| BENSONHURST URGENT CARE | | 2 | | | 2 |
| MD NOW URGENT CARE CENTER INC. | | | 2 | 100% | 2 |
| SCIENTIA DIAGNOSTICS | | | 2 | 100% | 2 |
| LIFT HEALTH | | 2 | | | 2 |
| JULIE STAATS DO | | 2 | | | 2 |
| MERCY HEALTH LAB | | 1 | 1 | 50% | 2 |
| COMPUNET CLINICAL LAB | | | 2 | 100% | 2 |
| NORTH FL SOUTH GA HCS-MALCOM RANDALL VAMC | | | 2 | 100% | 2 |
| Rehabilitation Center for Park Place LLC | | 2 | | | 2 |
| WISCONSIN STATE LABORATORY OF HYGIENE | | 1 | 1 | 50% | 2 |
| CROSS CITY REHABILITATION AND HEALTH CARE CENTER | | 2 | | | 2 |
| PM PEDIATRICS OF BAYSIDE PLLC | | 2 | | | 2 |
| ADVENTHEALTH CENTRA CARE LEE ROAD | | 1 | 1 | 50% | 2 |
| AMERICAN SCIENTIFIC LABORATORIES LLC | | | 2 | 100% | 2 |
| VELOCITY CARE | | | 2 | 100% | 2 |
| FLORIDA MEDICAL CL ODOM TPA | | | 2 | 100% | 2 |
| ADVENT HEALTH - TUSKAWILLA | | 2 | | | 2 |
| CUMBERLAND MEDICAL CENTER INC | | 2 | | | 2 |
| PREMIER FAMILY AND SPORTS MEDICINE | | 1 | 1 | 50% | 2 |
| GREENLEAF ALF | | 2 | | | 2 |
| TREASURE COAST MEDICAL ASSOCIATES INC | | | 2 | 100% | 2 |
| FIRST CHOICE MEDICAL PC | | | 2 | 100% | 2 |
| SCIENTIFIC LABORATORY COMPANY | | 2 | | | 2 |
| CRUC CMCH-COVID-19 | | 2 | | | 2 |
| INSPIRIT SENIOR LIVING | | | 2 | 100% | 2 |
| TERRACE OF ST CLOUD, THE | | 1 | 1 | 50% | 2 |
| LIFE CARE CENTER OF PALM BAY□ | | 2 | | | 2 |
| FLORIDA CLINICAL LABORATORY INC | | | 2 | 100% | 2 |
| SH HERON EAST LLC□ | | 2 | | | 2 |
| SYLVAN NURSING | | | 2 | 100% | 2 |
| SPECTRUM HEALTH | | | 2 | 100% | 2 |
| VENICE GREEN VILLAGE | | 2 | | | 2 |
| ADVANCED PEDIATRICS OF BOCA LLC | | | 2 | 100% | 2 |
| UNIVERSITY OF MARYLAND MEDICAL CENTER | | | 2 | 100% | 2 |
| ADVENTHEALTH MEDICAL GROUP PEDIATRICS AT | | 1 | 1 | 50% | 2 |
| BENTON PEDIATRICS | | 2 | | | 2 |
| WILLOWBROOKE COURT AT EDGEWATER POINTE ESTATES | | 2 | | | 2 |
| CARENOW-LEBANON | | 1 | 1 | 50% | 2 |
| SOUTH FLORIDA FAMILY HEALTH & RESEARCH CTR | | | 2 | 100% | 2 |
| ADVANCED RESEARCH FOR HEALTH IMPROVEMENT | | 1 | 1 | 50% | 2 |

COVID-19: testing by laboratory

Data through Nov 24, 2020 verified as of Nov 25, 2020 at 09:25 AM

Data in this report are provisional and subject to change.

The numbers in the table below represent the number of Florida and non-Florida residents for whom test results were received by the Department of Health. A person can be tested by more than one laboratory and can have both positive and negative results. **Therefore, the sum of the numbers in each column will be larger than the total number of people tested.**

| Reporting lab | Inconclusive | Negative | Positive | Percent positive | Total |
|---|--------------|----------|----------|------------------|-------|
| HOSPICE OF MARTIN & ST LUCIE, INC | | 2 | | | 2 |
| DOCTORS HOSPITAL RENAISSANCE | | | 2 | 100% | 2 |
| PR HEALTH | | | 2 | 100% | 2 |
| NEMOURS CHILDREN'S URGENT CARE | | | 2 | 100% | 2 |
| GRACE MEDICAL HOME | | 2 | | | 2 |
| ORANGE COUNTY HEALTH DEPARTMENT | | 1 | 1 | 50% | 2 |
| PALMETTO FAMILY HEALTH CENTER | | | 2 | 100% | 2 |
| CERTIVIA LABORATORIES | | | 2 | 100% | 2 |
| DELCARE PA | | | 2 | 100% | 2 |
| LOWELL GENERAL HOSPITAL | | | 2 | 100% | 2 |
| RIVERVIEW MEDICAL CLINIC | | 2 | | | 2 |
| MEDFIRST URGENT CARE | | | 2 | 100% | 2 |
| UNITED MEMORIAL MEDICAL CENTER | | | 2 | 100% | 2 |
| MAIN STREET MEDICAL CENTERS | | 2 | | | 2 |
| RUSSELL MEDICAL CENTER | | 2 | | | 2 |
| NORTH FLORIDA INTERNAL MEDICINE PA | | 2 | | | 2 |
| CONEMAUGH MEMORIAL MEDICAL CENTER | | 2 | | | 2 |
| SMOKY MOUNTAIN URGENT CARE AND FAMILY MEDICINE CENTER | | | 2 | 100% | 2 |
| ALTRU DIAGNOSTICS INC | | | 2 | 100% | 2 |
| PLANT CITY PEDIATRICS | | 2 | | | 2 |
| UT PATH | | | 2 | 100% | 2 |
| NORTH DAKOTA DEPT OF HEALTH MICROBIOLOGY | | | 2 | 100% | 2 |
| UW HOSPITAL AND CLINICS | | 1 | 1 | 50% | 2 |
| Greystone Nursing and Rehab, LLC | | | 2 | 100% | 2 |
| MEMORIAL SLOAN KETTERING CANCER CENTER | | 1 | 1 | 50% | 2 |
| STUDENT HEALTH SERVICES | | | 2 | 100% | 2 |
| SPRING HILL REGIONAL HOSPITAL | | | 2 | 100% | 2 |
| Robert Cranfield | | | 2 | 100% | 2 |
| HANOVER ENDOSCOPY CENTER | | 2 | | | 2 |
| TIEHH BIOTERRORISM RESPONSE LAB | | | 2 | 100% | 2 |
| GINKGO-IXLAYER | | 2 | | | 2 |
| ST. JOSEPH REGIONAL MEDICAL CENTER | | | 2 | 100% | 2 |
| MADISON HOSPITAL LABORATORY | | | 2 | 100% | 2 |
| PINARD HOME HEALTH SERVICES INC | | | 2 | 100% | 2 |
| 87TH MEDICAL GROUP – MCGUIRE AMBULATORY CARE FACILITY | | 2 | | | 2 |
| ADRIANA M CASTRO MD PA | | 2 | | | 2 |
| MINUTECLINIC DIAGNOSTIC OF NORTH CAROLINA PC #7054 | | 2 | | | 2 |
| MEDSTAR HARBOR HOSPITAL | | | 2 | 100% | 2 |
| ADVANCED MEDICAL CARE | | | 2 | 100% | 2 |
| NIGHT LITE PEDIATRICS CENTER | | 1 | 1 | 50% | 2 |
| UK HEALTHCARE | | | 2 | 100% | 2 |
| DEPARTMENT OF HEALTH AND HUMAN SERVICES DIVISION OF BEHAVIORAL HEALTH | | 1 | 1 | 50% | 2 |
| PACIFICA SENIOR LIVING OCALA | | 2 | | | 2 |
| COL CROSSROAD | | 1 | 1 | 50% | 2 |
| MINUTE-CLINIC DIAGNOSTIC OF VIRGINIA, LLC #794 | | 2 | | | 2 |
| COMMONWEALTH OF MASSACHUSETTS | | | 2 | 100% | 2 |
| VIGILINT HEALTHCARE | | 1 | 1 | 50% | 2 |

COVID-19: testing by laboratory

Data through Nov 24, 2020 verified as of Nov 25, 2020 at 09:25 AM

Data in this report are provisional and subject to change.

The numbers in the table below represent the number of Florida and non-Florida residents for whom test results were received by the Department of Health. A person can be tested by more than one laboratory and can have both positive and negative results. **Therefore, the sum of the numbers in each column will be larger than the total number of people tested.**

| Reporting lab | Inconclusive | Negative | Positive | Percent positive | Total |
|---|--------------|----------|----------|------------------|-------|
| Fouraker Hills Rehab and Nursing | | | 2 | 100% | 2 |
| HARTFORD HEALTH SERVICES LLC | | 2 | | | 2 |
| SCDHEC BUREAU OF LABORATORIES | | | 2 | 100% | 2 |
| HOME ACCESS HEALTH | | | 2 | 100% | 2 |
| PEDIATRIC URGENT HEALTH CARE | | | 2 | 100% | 2 |
| SPECTRA LABS | | 1 | 1 | 50% | 2 |
| NEW YORK STATE DEPARTMENT OF HEALTH | | 1 | 1 | 50% | 2 |
| FLAGLER PROFESSIONAL HEALTH CAE SERVICES INC | | 2 | | | 2 |
| MEADOWCREST FAMILY PHYSICIANS PA | | | 2 | 100% | 2 |
| MEMORIAL HERMANN CONSOLIDATED LABORATORY SERVICES | | | 2 | 100% | 2 |
| SOUTHSIDE FAMILY MEDICAL | | 2 | | | 2 |
| GEISINGER MEDICAL CENTER | | 2 | | | 2 |
| ARKANSAS DEPARTMENT OF HEALTH | | | 2 | 100% | 2 |
| RIVERWOOD CENTER,THE | | | 2 | 100% | 2 |
| VAIL VALLEY MEDICAL CENTER | | | 2 | 100% | 2 |
| BFT LAB | | | 2 | 100% | 2 |
| DR G'S URGENT CARE | | 2 | | | 2 |
| PEDIATRICS AND ADOLESCENT MEDICINE | | 2 | | | 2 |
| BAY PINES MEDICAL ASSOCIATES | | 1 | 1 | 50% | 2 |
| ADVENTHEALTH CENTRA CARE UNIVERSITY | | 2 | | | 2 |
| CARENOW URGENT CARE-DONELSON | | 2 | | | 2 |
| ARLINGTON DIALYSIS CENTER LLC | | 2 | | | 2 |
| CARESPOT EXPRESS HEALTHCARE | | | 2 | 100% | 2 |
| BRISTOL AT TAMPA, THE | | 2 | | | 2 |
| AHEC CLINIC | | 1 | 1 | 50% | 2 |
| ASSOCIATES MD CYPRESS CREEK | | | 2 | 100% | 2 |
| COASTAL MEDICAL LAB | | | 2 | 100% | 2 |
| ADVICE FOR OPTIMAL WELLNESS | | | 2 | 100% | 2 |
| CENTERPLACE HEALTH, INC | | | 2 | 100% | 2 |
| LACORP | | 1 | 1 | 50% | 2 |
| ADVENTHEALTH CENTRA CARE WINTER PARK | | 2 | | | 2 |
| ST VINCENT'S ST CLAIR | | 1 | 1 | 50% | 2 |
| MINUTECLINIC DIAGNOSTIC OF NORTH CAROLINA, PC | | 1 | 1 | 50% | 2 |
| UTMB PATHOLOGY CLINICAL SERVICES LABORATORY | | | 2 | 100% | 2 |
| SKIPPACK MEDICAL LAB | | | 2 | 100% | 2 |
| WEST PALM BEACH PHARMACEUTICALS LLC | | | 2 | 100% | 2 |
| CITRUS PARK | | | 2 | 100% | 2 |
| ADVENTHEALTH CENTRA CARE KISSIMMEE | | 2 | | | 2 |
| NORTHWEST FLORIDA SLEEP | | | 2 | 100% | 2 |
| MULBERRY CARE CENTER | | | 2 | 100% | 2 |
| VIRGINIA DEPT OF HEALTH OFFICE OF EPIDEMIOLOGY | | | 2 | 100% | 2 |
| BRANDYWYNE HEALTH CARE CENTER | | | 2 | 100% | 2 |
| SHANDS AT LAKE SHORE LAB | | | 2 | 100% | 2 |
| HEALTH FIRST ADVENTHEALTH CENTRA CARE GATEWAY | | 1 | 1 | 50% | 2 |
| OHIO DEPARTMENT OF HEALTH LABORATORY | | 2 | | | 2 |
| PARADIGM LABORATORIES | | | 2 | 100% | 2 |
| CRESTVIEW IMMEDIATE CARE LL | | | 2 | 100% | 2 |

COVID-19: testing by laboratory

Data through Nov 24, 2020 verified as of Nov 25, 2020 at 09:25 AM

Data in this report are provisional and subject to change.

The numbers in the table below represent the number of Florida and non-Florida residents for whom test results were received by the Department of Health. A person can be tested by more than one laboratory and can have both positive and negative results. **Therefore, the sum of the numbers in each column will be larger than the total number of people tested.**

| Reporting lab | Inconclusive | Negative | Positive | Percent positive | Total |
|---|--------------|----------|----------|------------------|-------|
| LIFEHOPE LABS | | | 2 | 100% | 2 |
| VIRTUA MEMORIAL HOSPITAL BURLINGTON COUNTY | | | 2 | 100% | 2 |
| COASTAL FAMILY PRACTICE | | | 2 | 100% | 2 |
| VERILY LAB | | 2 | | | 2 |
| FLORIDA MEDICAL CLINIC CARDIOLOGY-ZH | | | 2 | 100% | 2 |
| Magnolia Health and Rehab Center | | | 2 | 100% | 2 |
| COOK HOSPITAL AND CARE CENTER | | 1 | 1 | 50% | 2 |
| IMA MEDICAL CENTER | | 2 | | | 2 |
| TRUE HEALTH INC | | | 2 | 100% | 2 |
| MC DIAGNOSTIC OF CONNECTICUT PC #459 | | 2 | | | 2 |
| OHIO DEPARTMENT OF HEALTH | | | 2 | 100% | 2 |
| IN & OUT URGENT CARE METAIRIE | | | 2 | 100% | 2 |
| TMH EC NORTHEAST LABORATORY | | | 2 | 100% | 2 |
| PALMS REHABILITATION AND HEALTHCARE CENTER | | | 2 | 100% | 2 |
| ORLANDO LUTHERAN TOWERS | | 1 | 1 | 50% | 2 |
| CVS MINUTE CLINIC DIAGNOSTIC MED GRP OF CA | | 2 | | | 2 |
| REMISE OCCUPATIONAL HEALTH SOLUTIONS INC | | | 2 | 100% | 2 |
| Mt Sinai Aventura | | | 2 | 100% | 2 |
| IGENEX INC | | 2 | | | 2 |
| VENICE REGIONAL BAYFRONT HEALTH (PULMONARY) | | | 2 | 100% | 2 |
| BERGEN COUNTY SURGICAL AND ENDOSCOPY CENTER | | 2 | | | 2 |
| CANTERFIELD OF CLAY COUNTY | | 2 | | | 2 |
| CONSULATE HEALTH CARE | | 1 | 1 | 50% | 2 |
| JEFFERSON WASHINGTON TOWNSHIP HOSPITAL | | 2 | | | 2 |
| VASCONCELLO COHEN MD PA | | 1 | 1 | 50% | 2 |
| RAINY LAKE MEDICAL CENTER | | | 2 | 100% | 2 |
| MINUTE CLINIC LLC | | | 2 | 100% | 2 |
| ROSS MEDICAL GROUP | | | 2 | 100% | 2 |
| SUPERIOR RESIDENCES AT CALA HILLS | | 2 | | | 2 |
| ST PETERSBURG PEDIATRICS-EAST BAY | | | 2 | 100% | 2 |
| DISCOVERY VILLAGE AT THE FORUM | | 2 | | | 2 |
| JEFFERSON COUNTY HEALTH DEPARTMENT-MONTICELLO | | 2 | | | 2 |
| Elba Nursing and Rehabilitation Center, LLC | | 2 | | | 2 |
| INSPIRA MEDICAL CENTER VINELAND LAB | | 2 | | | 2 |
| CARENOW URGENT CARE-SOUTHLAKE | | | 2 | 100% | 2 |
| ROCKEFELLER UNIVERSITY CLINICAL GENOMICS LABORATOR | | 2 | | | 2 |
| ALAN A SMITH MD LLC | | 2 | | | 2 |
| FEDERAL CORRECTIONAL INSTITUTION MARIANNA | | | 2 | 100% | 2 |
| BRITO MEDICAL CENTER | | | 2 | 100% | 2 |
| UNIVERSITY HOSPITAL OF BROOKLYN | | 2 | | | 2 |
| ORCHID COVE | | | 2 | 100% | 2 |
| COMPREHENSIVE CLINICAL RESEARCH, LLC | | | 2 | 100% | 2 |
| WALGREENS #05477 | | 2 | | | 2 |
| Lake Charles Healthcare LLC dba Landmark Lake Charles | | | 2 | 100% | 2 |
| PRINCETON BMC LABORATORY | | 2 | | | 2 |
| YORKVILLE PEDIATRIC URGENT CARE | | 2 | | | 2 |
| ALLIANCE PEDIATRICS PA | | | 2 | 100% | 2 |

COVID-19: testing by laboratory

Data through Nov 24, 2020 verified as of Nov 25, 2020 at 09:25 AM

Data in this report are provisional and subject to change.

The numbers in the table below represent the number of Florida and non-Florida residents for whom test results were received by the Department of Health. A person can be tested by more than one laboratory and can have both positive and negative results. **Therefore, the sum of the numbers in each column will be larger than the total number of people tested.**

| Reporting lab | Inconclusive | Negative | Positive | Percent positive | Total |
|--|--------------|----------|----------|------------------|-------|
| GARDENS HEALTH NH LLC | | 2 | | | 2 |
| PINELLAS POINT NURSING AND REHAB | | | 2 | 100% | 2 |
| COPELAND MEDICAL CLINIC | | 2 | | | 2 |
| ACL LABORATORIES INDUSTRIAL TOXICOLOGY | | | 2 | 100% | 2 |
| MEDICANA NURSING AND REHAB CENTER | | | 2 | 100% | 2 |
| UNIVERSITY OF MISSOURI HEALTH CARE | | | 2 | 100% | 2 |
| TGH Brandon Healthplex Laboratory | | | 2 | 100% | 2 |
| JOHNSON CITY MEDICAL CENTER | | 1 | 1 | 50% | 2 |
| Fort Gaines Health and Rehab | | 2 | | | 2 |
| WISE HEALTH SYSTEM | | 1 | 1 | 50% | 2 |
| FIRST CARE - MIDDLESBORO | | | 2 | 100% | 2 |
| AFFORDABLE PRIMARY CARE LLC | | 2 | | | 2 |
| PALM CITY NURSING AND REHAB CENTER | | | 2 | 100% | 2 |
| PRIME CARE ONE LLC/HARBORCHASE OF VENICE | | | 2 | 100% | 2 |
| RIO PINAR HEALTH CARE | | | 2 | 100% | 2 |
| BAPTIST HEALTHCARE - LAKEVIEW CENTER INC | | 2 | | | 2 |
| SPECIALTY LABORATORIES | | | 2 | 100% | 2 |
| ST. CLOUD PHARMACY AND WELLNESS CENTER | | 2 | | | 2 |
| Lakeview Village | | 2 | | | 2 |
| PHYSICIANS IMMEDIATE CARE AURORA | | | 2 | 100% | 2 |
| SUNNY HILLS ALF OF SEBRING INC | | 2 | | | 2 |
| MEDICAL CENTER AT OCEAN REEF,THE | | 2 | | | 2 |
| Cleveland Clinic Weston | | | 2 | 100% | 2 |
| THE REHABILITATION CENTER OF LAKE CITY | | | 2 | 100% | 2 |
| PALM GARDEN OF ORLANDO | | 2 | | | 2 |
| DALLAS MEDICAL CENTER | | | 2 | 100% | 2 |
| Wesley Place on Honeysuckle | | 2 | | | 2 |
| BUECHELE DENTAL PA DBA CLERMONT FAMILY DENTISTRY | | 2 | | | 2 |
| ADVENTHEALTH CENTRA CARE DR PHILLIPS | | 2 | | | 2 |
| MINUTECLINIC DIAGNOSTIC OF TEXAS, LLC | | 2 | | | 2 |
| PUBLIC HEALTH LABORATORY | 1 | | 1 | 50% | 2 |
| JOHNNIE RUTH CLARKE LAB | | | 2 | 100% | 2 |
| ADVANCED URGENT CARE CENTER OF THE UPPER KEYS | | | 2 | 100% | 2 |
| DOCTOR 4 U CLINIC | | | 2 | 100% | 2 |
| PALOS COMMUNITY HOSPITAL LABORATORY | | | 2 | 100% | 2 |
| MINUTE CLINIC LLC #5706 | | 1 | 1 | 50% | 2 |
| FLORIDA ATLANTIC UNIVERSITY STUDENT HEALTH | | | 2 | 100% | 2 |
| NAVAL BRANCH MEDICAL CLINIC | | | 2 | 100% | 2 |
| MINIMALLY INVASIVE VASCULAR INC | | 2 | | | 2 |
| LAKE MARY HEALTH AND REHABILITATION CENTER | | 1 | 1 | 50% | 2 |
| KINGS BAY PEDIATRICS LLC | | | 2 | 100% | 2 |
| BRIDGEWAY HEALTH CLINICS INC | | | 2 | 100% | 2 |
| ADVENTHEALTH EAST ORLANDO EMPLOYEE CLINIC | | 2 | | | 2 |
| FIRST QUALITY LABORATORY | | | 2 | 100% | 2 |
| MARCO ISLAND HOSPITAL INC D/B/A | | 1 | 1 | 50% | 2 |
| MID-FLORIDA HEMATOLOGY AND ONCOLOGY CENTERS | | 2 | | | 2 |
| ADVANCED EMURGENT CARE | | 2 | | | 2 |

COVID-19: testing by laboratory

Data through Nov 24, 2020 verified as of Nov 25, 2020 at 09:25 AM

Data in this report are provisional and subject to change.

The numbers in the table below represent the number of Florida and non-Florida residents for whom test results were received by the Department of Health. A person can be tested by more than one laboratory and can have both positive and negative results. **Therefore, the sum of the numbers in each column will be larger than the total number of people tested.**

| Reporting lab | Inconclusive | Negative | Positive | Percent positive | Total |
|--|--------------|----------|----------|------------------|-------|
| SOUTH DAKOTA DEPARTMENT OF HEALTH | | 2 | | | 2 |
| SPARROW CENTRAL LAB | | | 2 | 100% | 2 |
| FLORIDA MEDICAL CLINIC IM MLK | | 2 | | | 2 |
| CYPRESS VILLAGE | | 1 | 1 | 50% | 2 |
| ST VINCENTS AMBULATORY CARE INC DBA | | | 2 | 100% | 2 |
| Bainbridge Health and Rehab | | 2 | | | 2 |
| HCR MANOR CARE SERVICES OF FLORIDA III INC | | 2 | | | 2 |
| MINUTE CLINIC DIAGNOSTIC OF PENNSYLVANIA | | 2 | | | 2 |
| BAYLOR COLLEGE OF MEDICINE | | | 2 | 100% | 2 |
| MEDFAST URGENT CARE CENTERS | | | 2 | 100% | 2 |
| CEDARS-SINAI MEDICAL CENTER | | | 2 | 100% | 2 |
| CLINICA HISPANIA | | | 2 | 100% | 2 |
| AMERICAN MEDICAL LABORATORIES | | | 2 | 100% | 2 |
| VANAYER HEALTHCARE AND REHAB CENTER | | 2 | | | 2 |
| CHEROKEE COUNTY HEALTH AND REHAB CENTER | | 2 | | | 2 |
| TRINITAS REGIONAL MEDICAL CENTER | | 1 | 1 | 50% | 2 |
| COLLIER HMA PHYSICIAN MANAGEMENT, LLC | | | 2 | 100% | 2 |
| ADVANCED URGENT CARE LLC | | | 2 | 100% | 2 |
| VILLA HEALTH NH LLC | | | 2 | 100% | 2 |
| CARE 365 | | | 2 | 100% | 2 |
| PANCARE HEALTH - BONIFAY K-8 | | | 2 | 100% | 2 |
| Lakeside Oaks Care Center | | | 2 | 100% | 2 |
| ST LUKES HOSPITAL | | | 2 | 100% | 2 |
| SONATA DELRAY BEACH | | 1 | 1 | 50% | 2 |
| PEPIN ACADEMIES-PASCO | | 2 | | | 2 |
| PRECISION DIAGNOSTIC INC | | 2 | | | 2 |
| UNIVERSITY OF KANSAS MEDICAL CENTER | | | 2 | 100% | 2 |
| FAST PACE MEDICAL CLINIC | | 2 | | | 2 |
| MAGNOLIA ADULT, LLC | | | 2 | 100% | 2 |
| CPL LABS | | | 2 | 100% | 2 |
| DANIEL M LIBBY MD PLLC | | 2 | | | 2 |
| ROANE MEDICAL CENTER | | 1 | 1 | 50% | 2 |
| MINUTECLINIC DIAGNOSTIC OF TEXAS, LLC #7435 | | 2 | | | 2 |
| KRYSTAL BAY NURSING AND REHABILITATION | | | 2 | 100% | 2 |
| MAILBOX DIAGNOSTICS | | 1 | 1 | 50% | 2 |
| BNC Medical Investors, LLC Berrien Nursing & Rehabilitation Center | | 2 | | | 2 |
| VAULT HEALTH | | | 2 | 100% | 2 |
| MINUTECLINIC, LLC #03268 | | 2 | | | 2 |
| L3HARRIS FAMILY MEDICAL CENTER | | | 2 | 100% | 2 |
| HOLIDAY MEDICAL ASSOCIATES | | 1 | 1 | 50% | 2 |
| WHOLE CHILD PEDIATRICS | | | 2 | 100% | 2 |
| MAIN STREET MEDICAL CENTER OF CRESTVIEW PA | | | 2 | 100% | 2 |
| CVS MINUTE CLINIC DIAGNOSTIC OF TEXAS | | 2 | | | 2 |
| UW MEDICINE VIROLOGY LAB | | | 2 | 100% | 2 |
| REGENCY OAKS HEALTH CENTER | | 2 | | | 2 |
| CROSSROADS | | | 2 | 100% | 2 |
| Consulate Health Care of Tallahassee | | | 1 | 100% | 1 |

COVID-19: testing by laboratory

Data through Nov 24, 2020 verified as of Nov 25, 2020 at 09:25 AM

Data in this report are provisional and subject to change.

The numbers in the table below represent the number of Florida and non-Florida residents for whom test results were received by the Department of Health. A person can be tested by more than one laboratory and can have both positive and negative results. **Therefore, the sum of the numbers in each column will be larger than the total number of people tested.**

| Reporting lab | Inconclusive | Negative | Positive | Percent positive | Total |
|---|--------------|----------|----------|------------------|-------|
| MOSAIC MEDICAL CENTER MARYVILLE | | | 1 | 100% | 1 |
| VALLEY MEDICAL LABORATORY | | | 1 | 100% | 1 |
| GALVESTON COUNTY HEALTH DISTRICT | | | 1 | 100% | 1 |
| ADVENTHEALTH EXPRESS CARE AT WALGREENS | | | 1 | 100% | 1 |
| AVON PARK CLUSTER | | 1 | | | 1 |
| DUKE UNIVERSITY POINT OF CARE TESTING PROGRAM | | | 1 | 100% | 1 |
| LABORATORIO BUENA SALUD | | | 1 | 100% | 1 |
| SWEETWATER NURSING CENTER | | 1 | | | 1 |
| BUENA VIDA ESTATES | | | 1 | 100% | 1 |
| MICHIGAN HEALTH CLINIC LABORATORIES | | 1 | | | 1 |
| NORTH FLORIDA CHILD DEVELOPMENT, INC | | | 1 | 100% | 1 |
| HAWAII DEPARTMENT OF HEALTH LAB | | | 1 | 100% | 1 |
| SPRINGHILL SENIOR RESIDENCE | | 1 | | | 1 |
| SOUTH FLORIDA URGENT CARE CENTERS, LLC | | | 1 | 100% | 1 |
| The Palms Nursing and Rehabilitation | | 1 | | | 1 |
| STATE OF FLORIDA | | | 1 | 100% | 1 |
| NORTH SHORE MEDICAL CENTER - SALEM HOSPITAL | | | 1 | 100% | 1 |
| UPMC NORTHWEST HOSPITAL | | | 1 | 100% | 1 |
| SUPERKIDS PEDIATRICS | | | 1 | 100% | 1 |
| NCHMD INC | | | 1 | 100% | 1 |
| FLORIDA CANCER SPECIALISTS & RESEARCH INSTITUTE | | | 1 | 100% | 1 |
| CAROMONT HEALTH | | | 1 | 100% | 1 |
| ST CATHERINE HOSPITAL LABORATORY | | | 1 | 100% | 1 |
| MEDEXPRESS PORT CHARLOTTE | | | 1 | 100% | 1 |
| DALLAS COUNTY HEALTH AND HUMAN SERVICES | | | 1 | 100% | 1 |
| ADVENTHEALTH SENIOR CARE AT ORMOND | | | 1 | 100% | 1 |
| PHYSICIANS IMMEDIATE CARE ELGIN | | | 1 | 100% | 1 |
| EAST TENNESSEE STATE UNIVERSITY | | 1 | | | 1 |
| KETTERING MEDICAL CENTER | | | 1 | 100% | 1 |
| AVERA SACRED HEART HOSPITAL | | | 1 | 100% | 1 |
| ROYAL CARE OF AVON PARK | | | 1 | 100% | 1 |
| OSCEOLA ALF OPERATOR, LLC DBA□ | | 1 | | | 1 |
| MEDEXPRESS - BLOOMIN BRANDS | | | 1 | 100% | 1 |
| ST JUDE LABORATORIES | | 1 | | | 1 |
| BERNHARDT LABORATORIES | | | 1 | 100% | 1 |
| SOUTH DADE NURSING & REHABILITATION CENTER□ | | | 1 | 100% | 1 |
| CAREWELL 203 | | | 1 | 100% | 1 |
| ADVENTHEALTH CENTRA CARE CONWAY | | 1 | | | 1 |
| FLORIDA HOSPITAL ORMOND BEACH | | | 1 | 100% | 1 |
| Sanford Health & Rehabilitation | | | 1 | 100% | 1 |
| ADVENTHEALTH MEDICAL GROUP FAMILY & INTERNAL | | | 1 | 100% | 1 |
| ROAN DRUG COMPANY LLC | | 1 | | | 1 |
| FLORIDA HOSPITAL WINTER PARK | | | 1 | 100% | 1 |
| RAMBAM URGENT CARE | | | 1 | 100% | 1 |
| BISHOP GRADY VILLAS | | 1 | | | 1 |
| SPORTS MEDICINE CLINIC - U OF WYOMING | | | 1 | 100% | 1 |
| LAB TEST KENDALL LLC | | 1 | | | 1 |

COVID-19: testing by laboratory

Data through Nov 24, 2020 verified as of Nov 25, 2020 at 09:25 AM

Data in this report are provisional and subject to change.

The numbers in the table below represent the number of Florida and non-Florida residents for whom test results were received by the Department of Health. A person can be tested by more than one laboratory and can have both positive and negative results. **Therefore, the sum of the numbers in each column will be larger than the total number of people tested.**

| Reporting lab | Inconclusive | Negative | Positive | Percent positive | Total |
|--|--------------|----------|----------|------------------|-------|
| IVAN, MAYA | | | 1 | 100% | 1 |
| MEDICAL ASSOCIATES OF CARTER | | 1 | | | 1 |
| GEORGETOWN URGENT CARE | | | 1 | 100% | 1 |
| ALOHA HOME CARE LLC DBA ACCENTCARE HOME HEALTH OF | | 1 | | | 1 |
| LAKE COMMUNITY ACTION AGENCY | | 1 | | | 1 |
| UCH LAB | | | 1 | 100% | 1 |
| HENRICO DOCTOR'S LABORATORY | | | 1 | 100% | 1 |
| CVS MINUTE CLINIC DIAGNOSTIC PA #3060 | | 1 | | | 1 |
| NEWTON MEMORIAL HOSPITAL | | 1 | | | 1 |
| ARIZA WELLNESS CARE LLC | | | 1 | 100% | 1 |
| FLORIDA KEYS PED AND ADOLES CTR | | | 1 | 100% | 1 |
| PUBLIC HEALTH TRUST OF MIAMI DADE COUNTY | | | 1 | 100% | 1 |
| CAREHERE HUDSON BAY | | | 1 | 100% | 1 |
| JACKSONVILLE STATEFL | | | 1 | 100% | 1 |
| NORTHEAST PEDIATRICS | | | 1 | 100% | 1 |
| AYERS HEALTH & REHABILITATION CENTER | | 1 | | | 1 |
| SOUTHERN HILLS MEDICAL CENTER | | | 1 | 100% | 1 |
| ADIRONDACK MEDICAL CENTER | | 1 | | | 1 |
| EXPRESS CARE OF THE SHOALS | | 1 | | | 1 |
| DOCTORS MEMORIAL HOSP HOME HEALTH CARE | | 1 | | | 1 |
| HELIX LW UC | | 1 | | | 1 |
| STARR COUNTY MEMORIAL HOSPITAL | | | 1 | 100% | 1 |
| LEGACY ER & URGENT CARE - FRISCO WEST | | | 1 | 100% | 1 |
| ELITE CARE | | | 1 | 100% | 1 |
| MINUTECLINIC DIAGNOSTIC OF NORTH CAROLINA PC #5341 | | 1 | | | 1 |
| AVERA ST. MARY'S HOSPITAL | | | 1 | 100% | 1 |
| KEY WEST BRANCH MEDICAL CLINIC | | | 1 | 100% | 1 |
| ST. LUKE'S HOSPITAL - BETHLEHEM CAMPUS | | 1 | | | 1 |
| GSM OCED Subsection | | | 1 | 100% | 1 |
| US LABORATORIES | | | 1 | 100% | 1 |
| BRISTOL REGINAL MEDICAL CENTER | | | 1 | 100% | 1 |
| ROYAL PALM PEDIATRICS | | | 1 | 100% | 1 |
| FAMILY CARE PARTNERS URGENT CARE LLC | | | 1 | 100% | 1 |
| CAREWELL JW - WORCESTER LNC | | | 1 | 100% | 1 |
| MRMC LAB MICRO | | | 1 | 100% | 1 |
| MEMORIAL HERMANN SOUTHWEST HOSPITAL | | | 1 | 100% | 1 |
| LABORATORY COPRORATION OF AMERICA | | | 1 | 100% | 1 |
| TITUSVILLE CENTER FOR SURGICAL EXCELLENCE LLC | | 1 | | | 1 |
| Metro West Nursing and Rehab | | | 1 | 100% | 1 |
| SHANDS JACKSONVILLE CLINICAL CENTER | | | 1 | 100% | 1 |
| SPECTRUM LUDINGTON | | | 1 | 100% | 1 |
| VIERA HEALTH AND REHABILITATION CENTER | | | 1 | 100% | 1 |
| EH FARGO HOSPITAL LABORATORY | | | 1 | 100% | 1 |
| WARE EXPRESS CARE | | | 1 | 100% | 1 |
| ASCENSION ST VINCENT'S MEDICAL CENTER | | | 1 | 100% | 1 |
| UMHC HOLLYWOOD LABORATORY | | | 1 | 100% | 1 |
| CORPORATION OF AMERICA | | 1 | | | 1 |

COVID-19: testing by laboratory

Data through Nov 24, 2020 verified as of Nov 25, 2020 at 09:25 AM

Data in this report are provisional and subject to change.

The numbers in the table below represent the number of Florida and non-Florida residents for whom test results were received by the Department of Health. A person can be tested by more than one laboratory and can have both positive and negative results. **Therefore, the sum of the numbers in each column will be larger than the total number of people tested.**

| Reporting lab | Inconclusive | Negative | Positive | Percent positive | Total |
|---|--------------|----------|----------|------------------|-------|
| BROOKSVILLE REGIONAL HOSPITAL | | | 1 | 100% | 1 |
| FAITH FAMILY PRACTICE | | | 1 | 100% | 1 |
| BERKSHIRE MEDICAL CENTER | | | 1 | 100% | 1 |
| ManorCare Rehabilitation Center- Decatur | | 1 | | | 1 |
| ST MARY'S OF SAGINAW | | 1 | | | 1 |
| Medicalodges Neosho | | | 1 | 100% | 1 |
| OCEAN MEDICAL CENTER | | 1 | | | 1 |
| PROFESSIONAL HEALTH EXAMINERS | | | 1 | 100% | 1 |
| HERNANDO CHILDREN'S | | | 1 | 100% | 1 |
| ADVENTHEALTH CENTRA CARE SOUTH ORANGE | | 1 | | | 1 |
| FORT MYERS REHABILITATION AND NURSING CENTER | | 1 | | | 1 |
| SPRINGFIELD HOSPITAL | | | 1 | 100% | 1 |
| PELICAN LANDING | | 1 | | | 1 |
| KANA MEDICAL | | | 1 | 100% | 1 |
| FAIRFIELD MEDICAL CENTER | | | 1 | 100% | 1 |
| MID-FLORIDA CANCER CENTERS | | 1 | | | 1 |
| HIBISCUS COURT | | | 1 | 100% | 1 |
| SPECIALTY DRUG TESTING | | | 1 | 100% | 1 |
| ADVENTHEALTH CENTRA CARE | | | 1 | 100% | 1 |
| Glen Oaks Health and REhabilitation | | 1 | | | 1 |
| SHEEPSHEAD BAY URGENT CARE | | 1 | | | 1 |
| WANTAGH URGENT CARE | | 1 | | | 1 |
| WEST COAST FAMILY MEDICAL CARE | | | 1 | 100% | 1 |
| ENCOMPASS HEALTH HOME HEALTH | | 1 | | | 1 |
| OVIEDO CHILDRENS HEALTH CENTER LLC | | 1 | | | 1 |
| COMMUNITY MEDICAL AND DENTAL CARE INC | | 1 | | | 1 |
| BAPTIST HOSPITAL OF MIAMI MCI BROWARD LABORATORY | | | 1 | 100% | 1 |
| JS HEALTHCARE | | | 1 | 100% | 1 |
| HEALTHPARK MEDICAL CTR NURSING SVC | | 1 | | | 1 |
| MARYLAND DEPARTMENT OF HEALTH AND MENTAL HYGIENE-LABORATORIES | | | 1 | 100% | 1 |
| LOYOLA UNIVERSITY MEDICAL CENTER LABORATORY | | | 1 | 100% | 1 |
| ENZO LABS INC | | | 1 | 100% | 1 |
| MINIUTECLINIC DIAG OF IND, LLC #6553 | | 1 | | | 1 |
| EAST COAST INSTITUTE FOR RESEARCH LLC | | | 1 | 100% | 1 |
| Buena Vista Care Center | | 1 | | | 1 |
| HAWAII DEPARTMENT OF HEALTH | | | 1 | 100% | 1 |
| Florida Clinical Laboratory | | | 1 | 100% | 1 |
| MAINE HEALTH AND ENVIRONMENTAL TESTING LABORATORY | | | 1 | 100% | 1 |
| ORLANDO FAMILY PHYSICIANS | | | 1 | 100% | 1 |
| COMMUNITY MEDICAL CENTER-ORANGE CITY | | 1 | | | 1 |
| BROOKDALE OVIEDO | | 1 | | | 1 |
| ATHENA PLASTIC SURGERY | | 1 | | | 1 |
| HALEYVILLE HEALTH CARE CENTER | | 1 | | | 1 |
| BUFFALO VAMC | | | 1 | 100% | 1 |
| MEDICAL ASSOCIATES OF PINELLAS - LAB | | | 1 | 100% | 1 |
| APC PEDIATRICS | | | 1 | 100% | 1 |
| TEVAPHARM | | | 1 | 100% | 1 |

COVID-19: testing by laboratory

Data through Nov 24, 2020 verified as of Nov 25, 2020 at 09:25 AM

Data in this report are provisional and subject to change.

The numbers in the table below represent the number of Florida and non-Florida residents for whom test results were received by the Department of Health. A person can be tested by more than one laboratory and can have both positive and negative results. **Therefore, the sum of the numbers in each column will be larger than the total number of people tested.**

| Reporting lab | Inconclusive | Negative | Positive | Percent positive | Total |
|--|--------------|----------|----------|------------------|-------|
| SHAMRA MEDICAL LABORATORY | | | 1 | 100% | 1 |
| FIU HEALTH CARE CENTER | | | 1 | 100% | 1 |
| COBLESKILL REGIONAL HOSPITAL | | 1 | | | 1 |
| ATHENS LIMESTONE HOSPITAL | | 1 | | | 1 |
| FLORIDA HEALTH CARE PLANS STIRLING CENTER | | | 1 | 100% | 1 |
| Margate Health and Rehabilitation Center | | | 1 | 100% | 1 |
| SKY RIDGE MEDICAL CENTER - MICRO | | | 1 | 100% | 1 |
| ADVANCE MD CARE | | | 1 | 100% | 1 |
| CVS HEALTH, #2043 | | 1 | | | 1 |
| PROGENESIS INC | | | 1 | 100% | 1 |
| CARE POINT HEALTH AND WELLNESS CENTER | | 1 | | | 1 |
| AZALEALAND NURSING HOME | | 1 | | | 1 |
| HILTON HEAD HOSPITAL/INPATIENT | | | 1 | 100% | 1 |
| BEAUMONT REFERENCE LABORATORY | | | 1 | 100% | 1 |
| Manassas Health & Rehab | | | 1 | 100% | 1 |
| INTEGRITY CLINICAL RESEARCH CENTER INC | | | 1 | 100% | 1 |
| ADVANCED RESEARCH AND DIAGNOSTIC LABORATORY UNIVERSITY OF MINNESOTA | | | 1 | 100% | 1 |
| BLACK STALLION WALK IN AND EXERCISE CLINICS LLC | | 1 | | | 1 |
| SMITH KLINE | | | 1 | 100% | 1 |
| BIOMERIEUX | | | 1 | 100% | 1 |
| ORLANDO FAMILY MEDICAL INC | | 1 | | | 1 |
| SUMMERFIELD PAIN MANAGEMENT | | | 1 | 100% | 1 |
| FHPG SURGICAL ASSOCIATES OF EAST PASCO | | | 1 | 100% | 1 |
| MANSFIELD MEDICAL LODGE | | | 1 | 100% | 1 |
| JUPITER INTERNAL MEDICINE AND ASSOCIATES | | | 1 | 100% | 1 |
| EAST NAPLES PEDIATRICS | | | 1 | 100% | 1 |
| ST. VINCENT HOSPITAL | | | 1 | 100% | 1 |
| UNIVERSITY HOSPITALS OF CLEVELAND | | | 1 | 100% | 1 |
| MAYO CLINIC BEACHES PRIMARY CARE CTR | | 1 | | | 1 |
| INSPIRED LIVING AT PALM BAY | | 1 | | | 1 |
| BOND URGENT CARE LLC | | 1 | | | 1 |
| OMNICARE PHARMACY OF TEXAS 1, LP | | 1 | | | 1 |
| CHRISTUS SPOHN HOSPITAL | | | 1 | 100% | 1 |
| SIGNATURE CARE MEMORIAL CITY | | | 1 | 100% | 1 |
| ALPHA CLINICAL LABORATORY CORP. | | | 1 | 100% | 1 |
| EXPEDIAN URGENT CARE | | | 1 | 100% | 1 |
| DERMDX, DIV OF AURORA DIAGNOSTICS/BERNHARDT LAB | | 1 | | | 1 |
| TRUMAN MEDICAL CENTER - HOSPITAL HILL | | | 1 | 100% | 1 |
| ALABAMA REFERENCE LAB | | | 1 | 100% | 1 |
| ADVENT HEALTH - OWASA | | | 1 | 100% | 1 |
| DOCTOR'S IN-HOUSE LAB/COMMUNITY HEALTH CENTERS OF PINELLAS – JOHNNIE R | | | 1 | 100% | 1 |
| WHEATON FRANCISCAN LABORATORY | | | 1 | 100% | 1 |
| SEATTLE-KING COUNTY | | | 1 | 100% | 1 |
| BEAUFORT MEMORIAL | | | 1 | 100% | 1 |
| LP ELIZABETHTON | | 1 | | | 1 |
| ADVENTHEALTH NEW SMYRNA BEACH COMMUNITY HEALTH | | | 1 | 100% | 1 |
| STUART SURGERY CENTER, LLC | | | 1 | 100% | 1 |

COVID-19: testing by laboratory

Data through Nov 24, 2020 verified as of Nov 25, 2020 at 09:25 AM

Data in this report are provisional and subject to change.

The numbers in the table below represent the number of Florida and non-Florida residents for whom test results were received by the Department of Health. A person can be tested by more than one laboratory and can have both positive and negative results. **Therefore, the sum of the numbers in each column will be larger than the total number of people tested.**

| Reporting lab | Inconclusive | Negative | Positive | Percent positive | Total |
|---|--------------|----------|----------|------------------|-------|
| ST JOHNS EPISCOPAL HOSPITAL SOUTH SHORE | | 1 | | | 1 |
| CHARLOTTE CHD PORT CHARLOTTE | | 1 | | | 1 |
| MARQUIS LABS, LLC | | 1 | | | 1 |
| CANDLER HOSPITAL | | | 1 | 100% | 1 |
| Greystone Health Care Center | | 1 | | | 1 |
| FLORIDA HOSPITAL LABORATORIES | | 1 | | | 1 |
| BOONE DRUG & HEALTHCARE AT DEERFIELD | | | 1 | 100% | 1 |
| THE CHILDREN'S HOSPITAL OF PHILADELPHIA | | 1 | | | 1 |
| VA OPTOMETRY CLINIC | | | 1 | 100% | 1 |
| INNOVATIVE COVID-DIVERSEY | | | 1 | 100% | 1 |
| INTEGRATED REGIONAL LABS | | | 1 | 100% | 1 |
| Elm Crest Senior Living Community | | 1 | | | 1 |
| MEDICAL ARTS LABORATORY | | | 1 | 100% | 1 |
| CALIFORNIA PUBLIC HEALTH LABORATORY | | | 1 | 100% | 1 |
| OXY-GENLAB | | | 1 | 100% | 1 |
| COMMONS AT ORLANDO LUTHERAN TOWERS SNF | | | 1 | 100% | 1 |
| OCCUPATIONAL HEALTH CENTER | | 1 | | | 1 |
| SUNSHINE URGENT CARE LLC | | | 1 | 100% | 1 |
| SHARON REGIONAL MEDICAL CENTER | | | 1 | 100% | 1 |
| Village Crest Center for Health & Rehabilitation | | 1 | | | 1 |
| URGENT CARE OF FORT LAUDERDALE INC | | | 1 | 100% | 1 |
| MEDICAL UNIVERSITY SC HOSPITAL | | | 1 | 100% | 1 |
| THE HEART HOSPITAL BAYLOR PLANO | | | 1 | 100% | 1 |
| INDIAN RIVER CLINICAL LABORATORY, INC. | | 1 | | | 1 |
| RHODE ISLAND DEPARTMENT OF HEALTH | | | 1 | 100% | 1 |
| REGIONAL MEDICAL CENTER BAYONET POINT | | | 1 | 100% | 1 |
| NAVAL MEDICAL CENTER | | | 1 | 100% | 1 |
| LISTENING DOCTOR PLLC, THE | | | 1 | 100% | 1 |
| LOPEZ | | 1 | | | 1 |
| ORCHID TERRACE | | 1 | | | 1 |
| Gulf Shore Care Center | | | 1 | 100% | 1 |
| TAMPA GENERAL MEDICAL GROUP LABORATORY HEALTHPARK | | | 1 | 100% | 1 |
| BAYOU URGENT CARE | | | 1 | 100% | 1 |
| HEALTH PLUS SUNRISE MEDICAL OFFICE | | | 1 | 100% | 1 |
| KENTUCKY CABINET FOR HEALTH AND FAMILY SERVICES | | | 1 | 100% | 1 |
| MID FLORIDA COMMUNITY SERVICES | | | 1 | 100% | 1 |
| DEPARTMENT OF HEALTH AND ENVIRONMENTAL CONTROL | | | 1 | 100% | 1 |
| CLEVELAND HEARTLAB | | | 1 | 100% | 1 |
| UPSON REGIONAL MEDICAL CENTER | | | 1 | 100% | 1 |
| NFRC CLINICAL LAB | | | 1 | 100% | 1 |
| ER NEAR ME HULEN | | 1 | | | 1 |
| CHILDREN'S MEDICAL GROUP | | 1 | | | 1 |
| SACRED HEART HEALTH SYSTEM, INC | | | 1 | 100% | 1 |
| STARLING AT NOCATEE | | | 1 | 100% | 1 |
| URGENT DOC -NACOGODOCHES CLINIC | | | 1 | 100% | 1 |
| WASHINGTON REHAB AND NURSING | | 1 | | | 1 |
| JACKSON MADISON CO. GEN. HOSPITAL | | | 1 | 100% | 1 |

COVID-19: testing by laboratory

Data through Nov 24, 2020 verified as of Nov 25, 2020 at 09:25 AM

Data in this report are provisional and subject to change.

The numbers in the table below represent the number of Florida and non-Florida residents for whom test results were received by the Department of Health. A person can be tested by more than one laboratory and can have both positive and negative results. **Therefore, the sum of the numbers in each column will be larger than the total number of people tested.**

| Reporting lab | Inconclusive | Negative | Positive | Percent positive | Total |
|--|--------------|----------|----------|------------------|-------|
| SUN CLINICAL LABORATORIES | | | 1 | 100% | 1 |
| BEAUMONT HOSPITAL | | | 1 | 100% | 1 |
| LITTLE FALLS HOSPITAL LABORATORY | | 1 | | | 1 |
| VETERANS AFFAIRS MEDICAL CENTER - GREATER LOS ANGELES | | | 1 | 100% | 1 |
| LIFE CARE CENTER OF HILTON HEAD | | 1 | | | 1 |
| TERRELL URGENT CARE | | | 1 | 100% | 1 |
| THE INTERNAL MEDICAL GROUP | | 1 | | | 1 |
| ST. LUCIE COUNTY HEALTH DEPARTMENT | | 1 | | | 1 |
| PHYSICIANS REGIONAL MEDICAL CTR - COLLIER BLVD | | | 1 | 100% | 1 |
| INA | | 1 | | | 1 |
| BAPTIST HEALTH LEXINGTON | | | 1 | 100% | 1 |
| INN AT ASTON GARDENS, THE | | 1 | | | 1 |
| MINUTECLINIC LLC #5157 | | | 1 | 100% | 1 |
| CENTRAL DUPAGE HOSPITAL | | | 1 | 100% | 1 |
| BIODORON LABORATORIES | | | 1 | 100% | 1 |
| PEDIATRIC ASSOCIATES - DORAL | | | 1 | 100% | 1 |
| BREVARD FAMILY WALK IN CLINIC | | | 1 | 100% | 1 |
| HUNTERS CREEK PEDIATRICS | | 1 | | | 1 |
| CARENOW URGENT CARE-WEST END | | 1 | | | 1 |
| OAK HAVEN REHAB AND NURSING CENTER | | | 1 | 100% | 1 |
| MAYO CLINIC OUTPATIENT DIALYSIS CENTER | | | 1 | 100% | 1 |
| ARIZONA STATE LABORATORY | | | 1 | 100% | 1 |
| EXPRESS LAB LIVINGSTON | | | 1 | 100% | 1 |
| DAYTONA BEACH CENTRA CARE | | | 1 | 100% | 1 |
| WASHINGTON STATE DEPARTMENT OF HEALTH PUBLIC HEALTH LABORATORIES | | | 1 | 100% | 1 |
| ALL PEDIATRIC CARE PA | | | 1 | 100% | 1 |
| THE LITTLE CLINIC | | | 1 | 100% | 1 |
| COVID PROCESSING SITE | | | 1 | 100% | 1 |
| Good Samaritan Society - Albion | | 1 | | | 1 |
| MOUNT SINAI COMPREHENSIVE CANCER CENTER | | | 1 | 100% | 1 |
| ADVANCED LABORATORY SERVICES | | | 1 | 100% | 1 |
| FIT4LIFE MEDICAL CENTER | | | 1 | 100% | 1 |
| NAPHCARE INC | | 1 | | | 1 |
| FOUNTAINS OF HOPE LLC, THE | | 1 | | | 1 |
| WESTON COUNTY HEALTH SERVICES | | | 1 | 100% | 1 |
| METHODIST MANSFIELD MEDICAL CENTER | | | 1 | 100% | 1 |
| STANFORD HEALTH CARE ANATOMIC PATHOLOGY & CLINICAL LAB | | | 1 | 100% | 1 |
| PRIMEX CLINICAL LABORATORIES INC | | | 1 | 100% | 1 |
| ROCKLEDGE HEALTH & REHABILITATION CENTER | | | 1 | 100% | 1 |
| MINUTECLINIC DIAGNOSTIC OF VIRGINIA, LLC #1656 | | 1 | | | 1 |
| HEALTHCARE FOR THE HOMELESS | | | 1 | 100% | 1 |
| CSL PLASMA LAB | | | 1 | 100% | 1 |
| MCH PHYSICIANS GROUP | | | 1 | 100% | 1 |
| PROGRESSIVE MEDICAL RESEARCH | | | 1 | 100% | 1 |
| MID - FLORIDA PATHOLOGY LLC | | | 1 | 100% | 1 |
| INFECTION CONTROL DEPT | | | 1 | 100% | 1 |
| BAPTIST EMERGENCY HOSPITAL KELLY | | | 1 | 100% | 1 |

COVID-19: testing by laboratory

Data through Nov 24, 2020 verified as of Nov 25, 2020 at 09:25 AM

Data in this report are provisional and subject to change.

The numbers in the table below represent the number of Florida and non-Florida residents for whom test results were received by the Department of Health. A person can be tested by more than one laboratory and can have both positive and negative results. **Therefore, the sum of the numbers in each column will be larger than the total number of people tested.**

| Reporting lab | Inconclusive | Negative | Positive | Percent positive | Total |
|--|--------------|----------|----------|------------------|-------|
| SV MOBILE HEALTH | | | 1 | 100% | 1 |
| CALIFORNIA DIVISION OF COMMUNICABLE DISEASE CONTROL | | | 1 | 100% | 1 |
| ST. LUKES HOSPITAL | | | 1 | 100% | 1 |
| VILLAGES HEALTH SYSTEM, LLC, THE | | | 1 | 100% | 1 |
| Bayou Vista Community Care Center | | | 1 | 100% | 1 |
| MEDICAL CLINIC OF HOUSTON | | | 1 | 100% | 1 |
| Valley Center (WV) | | | 1 | 100% | 1 |
| San Antonio Residence and Rehabilitation Center | | 1 | | | 1 |
| CLAYMED OF NORTH FLORIDA | | | 1 | 100% | 1 |
| SAINT JOSEPHS HOSPITAL OF ATLANTA | | | 1 | 100% | 1 |
| SPINE & PAIN CONSULTANT PLLC | | 1 | | | 1 |
| FLORIDA HEART AND VASCULAR MULTISPECIALTY GROUP PA | | | 1 | 100% | 1 |
| MAYO CLINICAL LABORATORIES | | 1 | | | 1 |
| UNIVERSITY OF IOWA HOSPITALS & CLINICS | | | 1 | 100% | 1 |
| HARDIN MEMORIAL HOSPITAL - HEARTLAND PATHOLOGY CONSULTANTS | | | 1 | 100% | 1 |
| WALGREENS #01398 | | | 1 | 100% | 1 |
| UHEALTH CORAL SPRINGS | | | 1 | 100% | 1 |
| GRAND VIEW HOSPITAL | | | 1 | 100% | 1 |
| ONE MEDICAL GROUP | | 1 | | | 1 |
| EASTMAN HEALTHCARE & REHAB | | 1 | | | 1 |
| GENESIS MICROBIOLOGY LAB | | 1 | | | 1 |
| ST GERARD'S COMMUNITY OF CARE | | 1 | | | 1 |
| CHATSWORTH ASSISTED LIVING COMMUNITY AT PGA NATIONAL | | | 1 | 100% | 1 |
| PARTNERS IN PRIMARY CARE | | 1 | | | 1 |
| CONWAY MEDICAL CENTER | | | 1 | 100% | 1 |
| CINNAMON COVE ALF | | 1 | | | 1 |
| CDRX INFUSION | | | 1 | 100% | 1 |
| NEW ERA HEALTH CENTER INC | | 1 | | | 1 |
| CROSS CREEK HEALTH CARE | | 1 | | | 1 |
| ADVICE FOR OPTIMAL WELLNESS, INC | | | 1 | 100% | 1 |
| WELLINGTON WEST 100176 | | | 1 | 100% | 1 |
| SUN CITY DIAGNOSTIC CENTER | | | 1 | 100% | 1 |
| LIBERTY HEALTH CENTER | | | 1 | 100% | 1 |
| TRAVIS LEE THOMPSON MD | | | 1 | 100% | 1 |
| LAKEVIEW REGIONAL HOSPITAL | | | 1 | 100% | 1 |
| ESOTERIC LAB | | | 1 | 100% | 1 |
| STEWART MELBOURNE HOSPITAL, INC | | | 1 | 100% | 1 |
| NEW YORK PRESBYTERIAN HOSPITAL | | | 1 | 100% | 1 |
| CATHEDRAL GERONTOLOGY CENTER DBA CATHEDRAL CARES | | | 1 | 100% | 1 |
| VETERANS AFFAIRS MEDICAL CENTER - EAST ORANGE | | | 1 | 100% | 1 |
| QUALITY LAB | | | 1 | 100% | 1 |
| HEALTH ALLIANCE | | | 1 | 100% | 1 |
| BMC/NASSAU | | | 1 | 100% | 1 |
| RIVIERA BEACH HEALTH CENTER LAB | | | 1 | 100% | 1 |
| RAPID CITY REGIONAL HOSPITAL -579 ATTN. LABORATORY | | 1 | | | 1 |
| ADVANCED MEDICAL LABORATORIES (AML) | | | 1 | 100% | 1 |
| CLINICAL TRIALS OF TAMPA LLC | | 1 | | | 1 |

COVID-19: testing by laboratory

Data through Nov 24, 2020 verified as of Nov 25, 2020 at 09:25 AM

Data in this report are provisional and subject to change.

The numbers in the table below represent the number of Florida and non-Florida residents for whom test results were received by the Department of Health. A person can be tested by more than one laboratory and can have both positive and negative results. **Therefore, the sum of the numbers in each column will be larger than the total number of people tested.**

| Reporting lab | Inconclusive | Negative | Positive | Percent positive | Total |
|---|--------------|----------|----------|------------------|-------|
| PEDIATRIC HEALTH CARE ALLIANCE, NORTH SIDE | | | 1 | 100% | 1 |
| WESTOX LABS | | 1 | | | 1 |
| ASSOCIATESMD MEDICAL GROUP INC | | | 1 | 100% | 1 |
| MY URGENT CARE CLINIC | | | 1 | 100% | 1 |
| BARRINGTON TERRACE NAPLES | | | 1 | 100% | 1 |
| POUDRE VALLEY HOSPITAL | | | 1 | 100% | 1 |
| VAULT MEDICAL SERVICES | | | 1 | 100% | 1 |
| SIMEDHEALTH LLC | | 1 | | | 1 |
| CLUB HEALTH AND REHABILITATION CENTER, THE | | 1 | | | 1 |
| CHI ST. LUKE'S HEALTH BCM MEDICAL CENTER | | | 1 | 100% | 1 |
| FLORENCE - HUNTSVILLE HOSPITAL URGENT CARE | | 1 | | | 1 |
| KEY TRAINING CENTER | | | 1 | 100% | 1 |
| MINUTE CLINIC | | | 1 | 100% | 1 |
| YUMA REGIONAL MEDICAL CENTER | | | 1 | 100% | 1 |
| BEAUMONT HOSPITAL, GROSSE POINTE | | | 1 | 100% | 1 |
| FAMILY CARE | | | 1 | 100% | 1 |
| WEST COAST PEDIATRICS | | | 1 | 100% | 1 |
| PALM BEACH COUNTY HEALTH DEPT. | | | 1 | 100% | 1 |
| CARE STATION MEDICAL GROUP | | 1 | | | 1 |
| BETHPAGE EXTENDED HOURS CENTER | | 1 | | | 1 |
| TAMPA URGENT CARE | | | 1 | 100% | 1 |
| HYDE PARK MEDICAL CENTER | | 1 | | | 1 |
| HOWELL BRANCH COURT | | | 1 | 100% | 1 |
| MINUTE CLINIC OF KANSAS PA | | | 1 | 100% | 1 |
| Vi at Aventura | | 1 | | | 1 |
| JUPITER MEDICAL CENTER URGENT CARE - STUART | | | 1 | 100% | 1 |
| SYNAPSE ANALYTICAL LABS | | 1 | | | 1 |
| ASPIRUS RIVERVIEW HOSPITAL & CLINICS INC | | 1 | | | 1 |
| AUSTIN REGIONAL CLINIC MICROBIOLOGY LAB | | | 1 | 100% | 1 |
| EXACCARE KINGSTON, LLC | | | 1 | 100% | 1 |
| BASCOM PALMER-MICRO LAB | | | 1 | 100% | 1 |
| SMITH NORTHVIEW HOSPITAL LAB | | | 1 | 100% | 1 |
| ARNOLD PALMER HOSPITAL LAB POCT | | 1 | | | 1 |
| MEDICAL CENTER OF THE ROCKIES | | | 1 | 100% | 1 |
| TWIN | | | 1 | 100% | 1 |
| THOMAS HOSPITAL | | | 1 | 100% | 1 |
| Metairie Healthcare Center | | | 1 | 100% | 1 |
| NORDX | | | 1 | 100% | 1 |
| GEORGE WASHINGTON UNIVERSITY HOSPITAL | | | 1 | 100% | 1 |
| Regency Square | | | 1 | 100% | 1 |
| ADVANCED PEDIATRICS | | | 1 | 100% | 1 |
| PROFESSIONAL URGENT CARE SERVICES | | 1 | | | 1 |
| APS-SUMMIT CARE PHARMACY, LLC DBA OMNICARE | | 1 | | | 1 |
| MID-FLORIDA PATHOLOGY LLC | | 1 | | | 1 |
| Imperial Healthcare Centre | | | 1 | 100% | 1 |
| ASHTON PLACE | | 1 | | | 1 |
| UNITED HEALTHCARE | | | 1 | 100% | 1 |

COVID-19: testing by laboratory

Data through Nov 24, 2020 verified as of Nov 25, 2020 at 09:25 AM

Data in this report are provisional and subject to change.

The numbers in the table below represent the number of Florida and non-Florida residents for whom test results were received by the Department of Health. A person can be tested by more than one laboratory and can have both positive and negative results. **Therefore, the sum of the numbers in each column will be larger than the total number of people tested.**

| Reporting lab | Inconclusive | Negative | Positive | Percent positive | Total |
|--|--------------|----------|----------|------------------|-------|
| NORTHSIDE HOSPITAL DULUTH | | | 1 | 100% | 1 |
| LABRADOR PRIMARY CARE CENTER | | | 1 | 100% | 1 |
| MADISON COUNTY MEMORIAL HOSPITAL LABORATORY | | 1 | | | 1 |
| SHAH | | | 1 | 100% | 1 |
| LIFELINK OF FLORIDA | | | 1 | 100% | 1 |
| MADISON AT OVIEDO | | | 1 | 100% | 1 |
| MEMORIAL HERMANN | | | 1 | 100% | 1 |
| ADVANCED URGENT CARE OF MARATHON | | | 1 | 100% | 1 |
| GAMMA HEALTHCARE, INC | | 1 | | | 1 |
| UNIVERSITY OF WASHINGTON MEDICAL CENTER (UWMC) EMERGENCY DEPT. | | | 1 | 100% | 1 |
| SIGNATURE CARE MIDLAND | | | 1 | 100% | 1 |
| LABORATORIO MEDICO CENTRAL CONDOMINO MD | | | 1 | 100% | 1 |
| PALM BEACH DIABETES AND ENDOCRINE SPECIALISTS, PA | | | 1 | 100% | 1 |
| FRESENIUS KIDNEY CARE FORT WALTON BEACH | | | 1 | 100% | 1 |
| HEALTHCARE ASSOCIATES OF IRVING, LLP | | | 1 | 100% | 1 |
| VIVEX/UMTB BIOMEDICAL | | | 1 | 100% | 1 |
| PEDIATRIC ASSOCIATES - MIAMI LAKES | | 1 | | | 1 |
| KENILWORTH CARE & REHABILITATION CENTER | | | 1 | 100% | 1 |
| PRIMARY CARE MEDICINE | | | 1 | 100% | 1 |
| SAINT BARNABAS MEDICAL CENTER | | 1 | | | 1 |
| ADVENTHEALTH IMAGING LAKE NONA | | | 1 | 100% | 1 |
| DIAGNOSTIC & MEDICAL SPECIALISTS OF GREENWICH | | 1 | | | 1 |
| SUMMIT LABORATORY | | | 1 | 100% | 1 |
| DONALSONVILLE HOSPITAL | | | 1 | 100% | 1 |
| SONNI'S PEDIATRICS | | | 1 | 100% | 1 |
| CELEBRATION HOSPITAL | | | 1 | 100% | 1 |
| PROVIDENCE ST PETER HOSPITAL | | 1 | | | 1 |
| Central Park Healthcare & Rehabilitation Center | | 1 | | | 1 |
| INTEGRATED GENETICS SEQUENOM | | 1 | | | 1 |
| PARKLAND HEALTH & HOSPITAL | | | 1 | 100% | 1 |
| SUSAN F. WILLIAMS M.D., P.A. | | | 1 | 100% | 1 |
| DOCTORS HEARING | | | 1 | 100% | 1 |
| DOCTORS HOSPITAL OF LAREDO | | | 1 | 100% | 1 |
| ELMHURST MEMORIAL HOSPITAL | | | 1 | 100% | 1 |
| BAYCARE MEDICAL GROUP INC | | | 1 | 100% | 1 |
| ST PETE DIRECT PRIMARY CARE | | 1 | | | 1 |
| TMH PHYSICIAN PARTNERS SOUTHWOOD | | | 1 | 100% | 1 |
| CFCH - FROSTPROOF | | | 1 | 100% | 1 |
| JOSEPH SCHENKER MD PC | | 1 | | | 1 |
| HAVASU REGIONAL MEDICAL CENTER | | | 1 | 100% | 1 |
| WALGREENS #5130 | | | 1 | 100% | 1 |
| OPTIMAL CARE PEDIATRICS | | | 1 | 100% | 1 |
| PHYSICIANS PREMIER | | | 1 | 100% | 1 |
| TANGLEWOOD MANOR | | 1 | | | 1 |
| CHESAPEAKE REGIONAL MEDICAL CENTER | | | 1 | 100% | 1 |
| COASTAL SKIN SURGERY AND DERMATOLOGY PL | | 1 | | | 1 |
| WHITE WILSON MEDICAL CENTER NEPHROLOGY | | | 1 | 100% | 1 |

COVID-19: testing by laboratory

Data through Nov 24, 2020 verified as of Nov 25, 2020 at 09:25 AM

Data in this report are provisional and subject to change.

The numbers in the table below represent the number of Florida and non-Florida residents for whom test results were received by the Department of Health. A person can be tested by more than one laboratory and can have both positive and negative results. **Therefore, the sum of the numbers in each column will be larger than the total number of people tested.**

| Reporting lab | Inconclusive | Negative | Positive | Percent positive | Total |
|--|--------------|----------|----------|------------------|-------|
| GWINNETT MEDICAL CENTER | | | 1 | 100% | 1 |
| TREASURE COAST PRIMARY CARE | | 1 | | | 1 |
| Washington County Nursing H0me | | | 1 | 100% | 1 |
| MINUTECLINIC 7196 | | 1 | | | 1 |
| MORGAN STANELY HEALTH CENTER | | 1 | | | 1 |
| HIGHLAND PARK LAKEWOOD PRESTON HOLLOW | | | 1 | 100% | 1 |
| CLEVELAND CLINIC IMAGING | | | 1 | 100% | 1 |
| LUMICO LIFE INSURANCE COMPANY | | 1 | | | 1 |
| PRIME CARE FAMILY MEDICINE | | | 1 | 100% | 1 |
| PEDIATRIC ASSOCIATES - JACKSONVILLE | | | 1 | 100% | 1 |
| HARLEM HOSPITAL CENTER | | 1 | | | 1 |
| FHPG FAMILY MEDICAL CENTER OF TAMPA BAY | | | 1 | 100% | 1 |
| MEDONE PLLC | | | 1 | 100% | 1 |
| DEACONESS URGENT CARE CENTER | | | 1 | 100% | 1 |
| METROHEALTH SYSTEM | | | 1 | 100% | 1 |
| Senatobia Healthcare & Rehab | | 1 | | | 1 |
| SOUTHWEST ORLANDO FAMILY MEDICINE, PL | | | 1 | 100% | 1 |
| MEDSTAR HEALTH URGENT CARE | | | 1 | 100% | 1 |
| ARBOR TERRACE SAN JOSE LLC | | 1 | | | 1 |
| ADVENTHEALTH MEDICAL GROUP ADULT AND SENIOR HEALTH | | | 1 | 100% | 1 |
| HIGHLANDS CLINICAL LABORATORY | | | 1 | 100% | 1 |
| EAST END PEDIATRICS | | 1 | | | 1 |
| MISSION HOSPITAL | | | 1 | 100% | 1 |
| BAPTIST HOSPITAL LABORATORY | | | 1 | 100% | 1 |
| MERITER LABORATORIES | | | 1 | 100% | 1 |
| Manatee Springs Rehabilitation and Nursing Center | | 1 | | | 1 |
| CVS HEALTH, #1994 | | 1 | | | 1 |
| FLORHAM PARK ENDOSCOPY CENTER | | 1 | | | 1 |
| BROOKDALE FORT MYERS CYPRESS LAKE | | 1 | | | 1 |
| MD BEAUTY LABS, PA | | 1 | | | 1 |
| TAYLOR MANOR | | 1 | | | 1 |
| GOLDING-GRANADO MEDICAL ASSOCIATES | | 1 | | | 1 |
| MINUTE CLINIC DIAGNOSTICS OF IN, LLC #6252 | | 1 | | | 1 |
| SIGNATURE CARE COLLEGE STATION | | | 1 | 100% | 1 |
| FAMILY MEDICINE AT WINTER PARK | | | 1 | 100% | 1 |
| RELIANT ACUTE CARE | | | 1 | 100% | 1 |
| ST. PETERSBURG PEDIATRICS- 38TH AVENUE | | | 1 | 100% | 1 |
| MEDICAL CITY NORTH HILLS | | | 1 | 100% | 1 |
| ST.ELIZABETH HEALTH CENTER | 1 | | | | 1 |
| PRISMA HEALTH TUOMEY LABORATORY | | | 1 | 100% | 1 |
| SOLARIS HEALTHCARE PLANT CITY | | 1 | | | 1 |
| FLORIDA MEDICAL ASSOCIATES LLC | | | 1 | 100% | 1 |
| CENTRAL FLORIDA PEDIATRIC URGENT CARE LLC | | | 1 | 100% | 1 |
| UF HEALTH THE VILLAGES | | | 1 | 100% | 1 |
| HARBOUR'S EDGE | | 1 | | | 1 |
| PALM COAST DRAW STATION/AMERICAN HEALTH ASSOCIATES | | 1 | | | 1 |
| UNIVERSITY CENTRA CARE | | | 1 | 100% | 1 |

COVID-19: testing by laboratory

Data through Nov 24, 2020 verified as of Nov 25, 2020 at 09:25 AM

Data in this report are provisional and subject to change.

The numbers in the table below represent the number of Florida and non-Florida residents for whom test results were received by the Department of Health. A person can be tested by more than one laboratory and can have both positive and negative results. **Therefore, the sum of the numbers in each column will be larger than the total number of people tested.**

| Reporting lab | Inconclusive | Negative | Positive | Percent positive | Total |
|---|--------------|----------|----------|------------------|-------|
| LABONE | | 1 | | | 1 |
| ACCESS FAMILY CARE LLC | | | 1 | 100% | 1 |
| DR. PHILLIPS MEDICAL WELLNESS CENTER | | | 1 | 100% | 1 |
| FRASER MEMORIAL HOSPITAL | | | 1 | 100% | 1 |
| LAKE REGIONAL HEALTH | | | 1 | 100% | 1 |
| JOHN D. ARCHBOLD MEMORIAL HOSPITAL | | | 1 | 100% | 1 |
| PENSACOLA PATHOLOGY | | 1 | | | 1 |
| CHILDRENS SPECIALIST PEDIATRIC PULMMOLOGY & | | | 1 | 100% | 1 |
| COMMONWEALTH OF VIRGINIA DIVISION OF CONSOLIDATED LABORATORY SERVICES | | | 1 | 100% | 1 |
| VALLEY HOSPITAL MEDICAL CENTER | | 1 | | | 1 |
| DRR JMC URGENT CARE DONALD ROSS | | | 1 | 100% | 1 |
| PATHOLOGYT & LAB MEDICINE SERVICES | | | 1 | 100% | 1 |
| KAISER PERMANENTE REGIONAL REFERENCE LABORATORY | | 1 | | | 1 |
| HOUSTON METHODIST HOSPITAL | | | 1 | 100% | 1 |
| HALIFAX HEALTH PRIMARY CARE | | | 1 | 100% | 1 |
| GUIDEWELL EMERGENCY MEDICINE DOCTORS LLC | | | 1 | 100% | 1 |
| UTAH DEPARTMENT OF HEALTH | | | 1 | 100% | 1 |
| SELF REGIONAL HEALTHCARE | | | 1 | 100% | 1 |
| SANTA MONICA CA-UCLA MC | | | 1 | 100% | 1 |
| BAYCARE OUTREACH LAB WH SOUTH | | | 1 | 100% | 1 |
| LAURELLWOOD NURSING CENTER | | 1 | | | 1 |
| FLORIDA DEPARTMENT OF HEALTH WASHINGTON COUNTY | | 1 | | | 1 |
| GRACE WELLNESS CENTER | | | 1 | 100% | 1 |
| WEST COAST CLINICAL LABS INC | | | 1 | 100% | 1 |
| CULVER CITY URGENT CARE | | | 1 | 100% | 1 |
| FHPG_EXP CARE W HILLSBOROUGH | | | 1 | 100% | 1 |
| HAMILTON CHD | | 1 | | | 1 |
| AFFINITY URGENT CARE | | | 1 | 100% | 1 |
| HOUSTON DEPARTMENT OF HEALTH AND HUMAN SERVICES | | | 1 | 100% | 1 |
| TREASURE COAST MEDICAL CONCIERGE LLC | | | 1 | 100% | 1 |
| UMASS MEMORIAL MEDICAL CENTER, INC | | 1 | | | 1 |
| FLORIDA SCHOOL FOR THE DEAF AND THE BLIND | | | 1 | 100% | 1 |
| PEDIATRIC HEALTHCARE ALLIANCE PA | | | 1 | 100% | 1 |
| AUGUSTA HEALTH CLINICAL LABORATORY | | | 1 | 100% | 1 |
| ST. MICHAEL'S ELITE HOSPITAL | | | 1 | 100% | 1 |
| Avera Sr. James Care Center | | 1 | | | 1 |
| LEXINGTON PLACE SENIOR LIVING COMMUNITY | | 1 | | | 1 |
| NORTON HEALTHCARE | | | 1 | 100% | 1 |
| WALKIN MEDICAL URGENT CARE,NEW CITY | | | 1 | 100% | 1 |
| CVS MINUTE CLINIC, LLC #22 | | 1 | | | 1 |
| POMONA VALLEY COMMUNITY HOSPITAL | | | 1 | 100% | 1 |
| DOCS URGENT CARE | | | 1 | 100% | 1 |
| SAINT JOSEPH'S HOSPITAL AND MEDICAL CENTER | | 1 | | | 1 |
| FLORIDA DEPARTMENT OF HEALTH PALM BEACH COUNTY | | | 1 | 100% | 1 |
| UT AUSTIN UNIVERSITY HEALTH SERVICES | | | 1 | 100% | 1 |
| NORTH RIVER FAMILY HEALTH CENTER | | | 1 | 100% | 1 |
| JOSHUA E CHESIR MD | | 1 | | | 1 |

COVID-19: testing by laboratory

Data through Nov 24, 2020 verified as of Nov 25, 2020 at 09:25 AM

Data in this report are provisional and subject to change.

The numbers in the table below represent the number of Florida and non-Florida residents for whom test results were received by the Department of Health. A person can be tested by more than one laboratory and can have both positive and negative results. **Therefore, the sum of the numbers in each column will be larger than the total number of people tested.**

| Reporting lab | Inconclusive | Negative | Positive | Percent positive | Total |
|--|--------------|----------|----------|------------------|-------|
| UNIVERSITY OF MARYLAND PATHOLOGY ASSOCIATES | | | 1 | 100% | 1 |
| OCALA FAMILY MEDICAL CENTER | | 1 | | | 1 |
| Manorcare Health Services West Reading North | | 1 | | | 1 |
| MIDLAND MEMORIAL HOSPITAL | | | 1 | 100% | 1 |
| WILTON MANORS HEALTH & REHABILITATION CENTER | | | 1 | 100% | 1 |
| ASHLEY PEDIATRICS | | | 1 | 100% | 1 |
| ADVENTHEALTH CENTRA CARE OVIEDO | | | 1 | 100% | 1 |
| VIRTUA WEST JERSEY HOSPITAL | | 1 | | | 1 |
| DOCTORS CARE – GREER | | 1 | | | 1 |
| PALMS OF FT MYERS,THE | | | 1 | 100% | 1 |
| MEDFAST URGENT CARE CENTERS, LLC | | 1 | | | 1 |
| PRACTITIONERS IN MOTION | | | 1 | 100% | 1 |
| NONA MEDICAL ARTS | | 1 | | | 1 |
| PINELLAS CHD - CLEARWATER | | | 1 | 100% | 1 |
| NEW YORK CITY DEPARTMENT OF HEALTH | | | 1 | 100% | 1 |
| GREENTREE MEDICAL CENTER | | | 1 | 100% | 1 |
| FLAGLER COUNTY BOARD OF COUNTY COMMISSIONERS | | | 1 | 100% | 1 |
| Crowne Place Assisted Living | | 1 | | | 1 |
| MACCLENNY NURSING AND REHAB | | | 1 | 100% | 1 |
| TAMPA INTERNATIONAL AIRPORT | | | 1 | 100% | 1 |
| ST JOSEPH'S HOSPITAL LABORATORY | | | 1 | 100% | 1 |
| CLEAR LAKE REGIONAL MEDICAL CENTER | | | 1 | 100% | 1 |
| OAKMONT WEST- GREENVILLE SC | | 1 | | | 1 |
| CLINICAL LABORATORIES OF THE BUFFALO | | 1 | | | 1 |
| VILLAGES REHABILITATION AND NURSING CENTER | | 1 | | | 1 |
| Salerno Bay Health & Rehabilitation Center | | 1 | | | 1 |
| Cornerstone at the Ranch | | 1 | | | 1 |
| MIAMI-DADE COUNTY HEALTH DEPT. | | 1 | | | 1 |
| TARPON BAYOU CENTER | | | 1 | 100% | 1 |
| MARYLAND DEPARTMENT OF HEALTH AND MENTAL HYGIENE | | | 1 | 100% | 1 |
| SINAI PLAZA NURSING AND REHAB CENTER | | | 1 | 100% | 1 |
| PINNACLE DIALYSIS | | 1 | | | 1 |
| Garden View Care Center at Dougherty Ferry | | 1 | | | 1 |
| PENINSULA REGIONAL MED CTR LAB | | | 1 | 100% | 1 |
| WINDSOR MANOR | | | 1 | 100% | 1 |
| CLINCLOUD, LLC | | | 1 | 100% | 1 |
| M&V SAN JOSE MEDICAL CENTER | | | 1 | 100% | 1 |
| NURSING PLUS OF BROWARD LLC | | 1 | | | 1 |
| URGENT CARE & FAMILY PRACTICE CENTER | | | 1 | 100% | 1 |
| MDS PHARMA SERVICES | | 1 | | | 1 |
| STEWART FLORIDA ALF, INC | | | 1 | 100% | 1 |
| SANTA CLARA VALLEY MEDICAL CENTER | | | 1 | 100% | 1 |
| LAKE LURE HEALTH CENTER | | | 1 | 100% | 1 |
| COMMUNITY | | | 1 | 100% | 1 |
| SOUTHWEST REGIONAL PCR LABORATORY | | | 1 | 100% | 1 |
| SKYRIDGE CLINICAL ASSOCIATES | | 1 | | | 1 |
| ALLIED PHYSICIANS GROUP | | 1 | | | 1 |

COVID-19: testing by laboratory

Data through Nov 24, 2020 verified as of Nov 25, 2020 at 09:25 AM

Data in this report are provisional and subject to change.

The numbers in the table below represent the number of Florida and non-Florida residents for whom test results were received by the Department of Health. A person can be tested by more than one laboratory and can have both positive and negative results. **Therefore, the sum of the numbers in each column will be larger than the total number of people tested.**

| Reporting lab | Inconclusive | Negative | Positive | Percent positive | Total |
|---|--------------|----------|----------|------------------|-------|
| USC VERDUGO HILLS HOSPITAL | | | 1 | 100% | 1 |
| PROFESSIONAL PARK PEDIATRICS PA | | | 1 | 100% | 1 |
| MINUTECLINIC DIAGNOSTIC OF OHIO #6192 | | 1 | | | 1 |
| CENTRAL FLORIDA HOSPITALIST | | | 1 | 100% | 1 |
| LILY PHARMACY | | 1 | | | 1 |
| HAYS CLINICAL LAB | | | 1 | 100% | 1 |
| WESTWOOD NURSING & REHAB | | 1 | | | 1 |
| CLEVELAND CLINIC FLORIDA | | | 1 | 100% | 1 |
| FALMOUTH BY THE SEA | | | 1 | 100% | 1 |
| BROOKS REHAB | | | 1 | 100% | 1 |
| MID FLORIDA BIOLOGICALS | | | 1 | 100% | 1 |
| FRESENIUS SOUTH FORT MYERS | | 1 | | | 1 |
| DUKE HEALTH REGIONAL HOSPITAL | | | 1 | 100% | 1 |
| FLAGLER PROFESSIONAL HEALTH CARE SERVICES INC | | 1 | | | 1 |
| WINTER GARDEN CHILDREN'S HEALTH CENTERS | | | 1 | 100% | 1 |
| LINCOLN MEDICAL CENTER | | 1 | | | 1 |
| RIVERSIDE MEDICAL CENTER | | 1 | | | 1 |
| LONGWOOD PEDIATRICS LLC | | | 1 | 100% | 1 |
| ORMC-ARDEN/EOI | | | 1 | 100% | 1 |
| POPLAR HEALTHCARE | | | 1 | 100% | 1 |
| GIBSON AREA PRIMARY CARE | | | 1 | 100% | 1 |
| SPECTRUM LABORATORY | | | 1 | 100% | 1 |
| NEW YORK UNIVERSITY MEDICAL CENTER | | | 1 | 100% | 1 |
| 2504-HOMEWOOD | | 1 | | | 1 |
| HENRY FORD WEST BLOOMFIELD HOSPITAL | | | 1 | 100% | 1 |
| UHEALTH UNIVERSITY OF MIAMI | | | 1 | 100% | 1 |
| TENNOVA ER - SANGO | | | 1 | 100% | 1 |
| RENOWN REGIONAL MEDICAL CENTER | | | 1 | 100% | 1 |
| ALLEGANY COUNTY DEPARTMENT OF HEALTH | | 1 | | | 1 |
| A.G. Rhodes | | 1 | | | 1 |
| PANCARE HEALTH - VERNON ELEMENTARY | | | 1 | 100% | 1 |
| PREMIER PEDIATRICS | | | 1 | 100% | 1 |
| UF KANAPAHA LAB BEAKER | | 1 | | | 1 |
| RIVERSIDE METHODIST HOSPITAL LAB | | | 1 | 100% | 1 |
| NYC PUBLIC HEALTH LABS | | | 1 | 100% | 1 |
| MILFORD REGIONAL HOSPITAL | | | 1 | 100% | 1 |
| Livingston County Center for Nursing and Rehabilitation | | 1 | | | 1 |
| ORMOND BEACH URGENT CARE | | | 1 | 100% | 1 |
| BLUE MED CONSULTANTS | | | 1 | 100% | 1 |
| WOODLAND TOWERS | | | 1 | 100% | 1 |
| LAKELAND MEDICAL CENTER | | | 1 | 100% | 1 |
| HEALGEN SCIENTIFIC | | | 1 | 100% | 1 |
| BOCA BIOLISTICS LLC | | | 1 | 100% | 1 |
| PALMETTO PRIMARY CARE PHYSICIANS | | | 1 | 100% | 1 |
| Ramsey Village | | 1 | | | 1 |
| SACRED HEART MEDICAL CENTER | | | 1 | 100% | 1 |
| FLORIDA MEDICAL CLINIC RADIOLOGY DALE MABRY | | 1 | | | 1 |

COVID-19: testing by laboratory

Data through Nov 24, 2020 verified as of Nov 25, 2020 at 09:25 AM

Data in this report are provisional and subject to change.

The numbers in the table below represent the number of Florida and non-Florida residents for whom test results were received by the Department of Health. A person can be tested by more than one laboratory and can have both positive and negative results. **Therefore, the sum of the numbers in each column will be larger than the total number of people tested.**

| Reporting lab | Inconclusive | Negative | Positive | Percent positive | Total |
|--|--------------|----------|----------|------------------|-------|
| MORGAN STANLEY HEALTH CENTER | | 1 | | | 1 |
| QC LABORATORY | | | 1 | 100% | 1 |
| METRO HEALTH HOSPITAL LABORATORY | | 1 | | | 1 |
| MEDONE URGENT CARE | | | 1 | 100% | 1 |
| NORTH SHORE HEMATOLOGY-ONCOLOGY ASSOCIATES | | 1 | | | 1 |
| Heartland Healthcare Center Boca Raton | | | 1 | 100% | 1 |
| LEHIGH PULMONARY ASSOCIATES | | | 1 | 100% | 1 |
| DELAWARE DIAGNOSTICS LABS | | | 1 | 100% | 1 |
| STANLY REGIONAL MEDICAL CENTER | | | 1 | 100% | 1 |
| Hialeah Nursing And Rehabilitation Center | | | 1 | 100% | 1 |
| FLORIDA STATE UNIVERSITY HEALTH SERVICES | | | 1 | 100% | 1 |
| MIDDLE TENN MENTAL HEALTH INSTITUTE | | 1 | | | 1 |
| LATCHER LABORATORY OF A O FOX MEMORIAL | | 1 | | | 1 |
| PM PEDIATRICS OF SELDEN PLLC | | 1 | | | 1 |
| UNIVERSITY URGENT CARE | | | 1 | 100% | 1 |
| SANITAS RESEARCH LLC | | | 1 | 100% | 1 |
| URGENT CARE AND SURGERY CENTER | | | 1 | 100% | 1 |
| HORIZON MEDICAL CENTER | | | 1 | 100% | 1 |
| MED TECH CLINICAL LABORATORY | | 1 | | | 1 |
| RIVERSIDE COUNTY PUBLIC HEALTH LABORATORY | | | 1 | 100% | 1 |
| USF PHYSICIANS GROUP | | | 1 | 100% | 1 |
| LIFELINK TRANSPLANT INSTITUTE LAB | | | 1 | 100% | 1 |
| JOHNSON & JOHNSON VISION CARE-VISTAKON | | | 1 | 100% | 1 |
| EDEN AT CRESTVIEW | | | 1 | 100% | 1 |
| STEPHENS COUNTY HOSPITAL | | | 1 | 100% | 1 |
| FLORIDA CLINICAL RESEARCH CENTER, LLC | | | 1 | 100% | 1 |
| HEARTLAND REGIONAL MEDICAL CENTER | | 1 | | | 1 |
| NORTH SHORE HEMATOLOGY-ONCOLOGY ASSOCIATES PC | | 1 | | | 1 |
| CHOTA COMMUNITY HEALTH SERVICES | | 1 | | | 1 |
| PRECISION HEALTH SOLUTIONS | | | 1 | 100% | 1 |
| CLEVELAND CLINIC OHIO LABORATORIES | | | 1 | 100% | 1 |
| Princeton Place | | | 1 | 100% | 1 |
| TARPON SPRINGS PEDIATRICS, LLC | | | 1 | 100% | 1 |
| BOSTON MEDICAL CENTER | | | 1 | 100% | 1 |
| ONPOINT URGENT CARE | | | 1 | 100% | 1 |
| ST VINCENT'S AMBULATORY CARE INC | | | 1 | 100% | 1 |
| Oakwood - North Baldwins Center for Living | | 1 | | | 1 |
| NEW ERA COMMUNITY HEALTH CENTER LLC | | 1 | | | 1 |
| MADISON FACILITY INC | | | 1 | 100% | 1 |
| LSU MEDICAL CENTER | | | 1 | 100% | 1 |
| QUALITY CLINICAL LAB LLC | | | 1 | 100% | 1 |
| OCALA REGIONAL DIALYSIS- NORTH | | | 1 | 100% | 1 |
| SYNERGENE LABORATORY | | | 1 | 100% | 1 |
| ADVENTHEALTH MEDICAL GROUP FAMILY AND INTERNAL | | | 1 | 100% | 1 |
| LEELANAU OPCO, LLC | | 1 | | | 1 |
| NORTH BROWARD MEDICAL CENTER | | | 1 | 100% | 1 |
| BLOOD SYSTEMS LABORATORIES | | | 1 | 100% | 1 |

COVID-19: testing by laboratory

Data through Nov 24, 2020 verified as of Nov 25, 2020 at 09:25 AM

Data in this report are provisional and subject to change.

The numbers in the table below represent the number of Florida and non-Florida residents for whom test results were received by the Department of Health. A person can be tested by more than one laboratory and can have both positive and negative results. **Therefore, the sum of the numbers in each column will be larger than the total number of people tested.**

| Reporting lab | Inconclusive | Negative | Positive | Percent positive | Total |
|--|--------------|----------|----------|------------------|-------|
| UMASS MEMORIAL/MARLBORO HOSPITAL | | | 1 | 100% | 1 |
| SOUTHERN SPRINGS HEALTH CARE | | 1 | | | 1 |
| PROPATH | | | 1 | 100% | 1 |
| MD NOW URGENT CARE | | | 1 | 100% | 1 |
| HOLLAND COMMUNITY HOSPITAL | | 1 | | | 1 |
| IZ MEDICAL | | 1 | | | 1 |
| REFERENCE LABORATORY | | | 1 | 100% | 1 |
| MINNESOTA DEPARTMENT OF HEALTH LABORATORY | | | 1 | 100% | 1 |
| ST. MARY MEDICAL CENTER | | 1 | | | 1 |
| GOSHEN HOSPITAL | | | 1 | 100% | 1 |
| MONMOUTH MEDICAL CENTER | | 1 | | | 1 |
| NORTHEAST TEXAS DIALYSIS | | 1 | | | 1 |
| BAPTIST HEALTH SURGERY CENTER | | | 1 | 100% | 1 |
| MINUTECLINIC LLC # 3930 | | | 1 | 100% | 1 |
| CAREWELL URGENT CARE FITCHBURG | | | 1 | 100% | 1 |
| FAYETTE MEDICAL CENTER LAB | | 1 | | | 1 |
| TMH PHYSICIAN PARTNERS | | | 1 | 100% | 1 |
| MEDEXPRESS URGENT CARE - LAKELAND | | | 1 | 100% | 1 |
| JUPITER MEDICAL CENTER URGENT CENTER | | | 1 | 100% | 1 |
| EAST FL CORE LAB | | | 1 | 100% | 1 |
| INTERNAL MEDICINE & PEDIATRICS OF TAMPA BAY PA | | | 1 | 100% | 1 |
| LUTHERAN HAVEN ASSISTED LIVING | | 1 | | | 1 |
| DISCOVERY AT HOME, LLC | | | 1 | 100% | 1 |
| ADVENTHEALTH PHYSICIAN GROUP - APPLEWOOD | | | 1 | 100% | 1 |
| ADVENTHEALTH CENTRA CARE ORANGE LAKE | | 1 | | | 1 |
| HELEN HAYES HOSPITAL LABORATORY | | 1 | | | 1 |
| CITRONELLE HEALTH AND REHABILITATION CENTER | | 1 | | | 1 |
| ALLIANCE LABORATORY SERVICES | | | 1 | 100% | 1 |
| MERIDIAN AT WATERWAYS, THE | | 1 | | | 1 |
| ALL CARE URGENT CARE | | | 1 | 100% | 1 |
| TMH PHYSICIAN PARTNERS BLOUNTSTOWN | | | 1 | 100% | 1 |
| FLORIDA EPIDEMIOLOGY PROGRAM | | | 1 | 100% | 1 |
| NEMOURS CHILDREN'S PRIMARY CARE, ST CLOUD | | | 1 | 100% | 1 |
| WHITE-WILSON MEDICAL CENTER - FORT WALTON BEACH | | | 1 | 100% | 1 |
| BIOMAT USA | | | 1 | 100% | 1 |
| CFHC - FROSTPROOF | | | 1 | 100% | 1 |
| Harbert Hills Academy Nursing Home | | 1 | | | 1 |
| MIAMI CHILDRENS HOSPITAL MIDTOWN OUTPATIENT CENTER | | | 1 | 100% | 1 |
| LADY LAKE SPECIALTY CARE | | | 1 | 100% | 1 |
| MERCYONE DES MOINES MEDICAL CENTER | | | 1 | 100% | 1 |
| COMPASSION PEDIATRICS | | | 1 | 100% | 1 |
| SIGNATURE CARE LEWISVILLE-EMERGENCY CENTER | | | 1 | 100% | 1 |
| BAYA PHARMACY WEST | | | 1 | 100% | 1 |
| OMAHA VA MEDICAL CENTER | | | 1 | 100% | 1 |
| COLONIAL MEDICAL CENTER-EAST ORLANDO | | | 1 | 100% | 1 |
| Masonic Medical Research Institute | | | 1 | 100% | 1 |
| MEDIC INFUSION PA | | 1 | | | 1 |

COVID-19: testing by laboratory

Data through Nov 24, 2020 verified as of Nov 25, 2020 at 09:25 AM

Data in this report are provisional and subject to change.

The numbers in the table below represent the number of Florida and non-Florida residents for whom test results were received by the Department of Health. A person can be tested by more than one laboratory and can have both positive and negative results. **Therefore, the sum of the numbers in each column will be larger than the total number of people tested.**

| Reporting lab | Inconclusive | Negative | Positive | Percent positive | Total |
|---|--------------|----------|----------|------------------|-------|
| HARDEE COUNTY FIRE RESCUE | | 1 | | | 1 |
| FALKVILLE HEALTHCARE | | 1 | | | 1 |
| ANDREWS INSTITUTE AMBULATORY SURGERY CENTER | | 1 | | | 1 |
| MIDDLEBURG PEDIATRICS | | | 1 | 100% | 1 |
| LAKEVIEW HEALTH CARE SYSTEM LLC | | | 1 | 100% | 1 |
| BROOKDALE JENSEN BEACH | | 1 | | | 1 |
| DESERT HOSPITAL/CPHU CLINICAL LABORATORY | | | 1 | 100% | 1 |
| CARESPOT EXPRESS HEALTHCARE BOYNTON BEACH | | | 1 | 100% | 1 |
| OAKWOOD HOSPITAL - SOUTHSORE | | | 1 | 100% | 1 |
| ST JOHNS PEDIATRICS PA | | 1 | | | 1 |
| ST VINCENTS AMBULATORY CARE INC | | | 1 | 100% | 1 |
| Enterprise Health and Rehabilitation Center | | 1 | | | 1 |
| AFFILIATED LABORATORIES INC | | | 1 | 100% | 1 |
| CAROLINAS HEALTHCARE SYSTEM LAB | | | 1 | 100% | 1 |
| CVS HEALTH, #5962 | | 1 | | | 1 |
| INTERNAL MEDICINE LIPID AND WELNNESS PRACTICE | | | 1 | 100% | 1 |
| LAWRENCE GENERAL HOSPITAL | | | 1 | 100% | 1 |
| SOUTHWEST FLORIDA DIVISION LAB | | | 1 | 100% | 1 |
| BLUFFTON HEALTH CENTER | | | 1 | 100% | 1 |
| BORINQUEN HEALTH CENTER | | | 1 | 100% | 1 |
| FAIRVIEW SOUTHDALE | | | 1 | 100% | 1 |
| ESTATES MEDICAL CENTER INC | | | 1 | 100% | 1 |
| HARRIS URGENT CARE CENTER | | | 1 | 100% | 1 |
| MEA PRIMARY CARE PLUS BYRAM | | | 1 | 100% | 1 |
| AMD | | | 1 | 100% | 1 |
| MEDICAL ASSOCIATES OF BREVARD LLC | | 1 | | | 1 |
| ADVENTIST HEALTH SYSTEMS SUNBELT INC DBA | | | 1 | 100% | 1 |
| BRANDON REGIONAL EMERGENCY CTR | | | 1 | 100% | 1 |
| CORNERSTONE OF RECOVERY INC | | 1 | | | 1 |
| MARINA DEL REY HOSPITAL LAB | | | 1 | 100% | 1 |
| CARE CENTERS OF NASSAU, LLC - HENDRICKS RD | | 1 | | | 1 |
| MARION COUNTY HEALTH DEPARTMENT | | | 1 | 100% | 1 |
| CLERMONT PEDIATRICS, PA | | | 1 | 100% | 1 |
| BRIGHAM AND WOMEN'S HOSPITAL | | | 1 | 100% | 1 |
| Lab MSMC Hialeah | | | 1 | 100% | 1 |
| BEACON AT GULF BREEZE, THE | | 1 | | | 1 |
| TIMPANOGOS REGIONAL HOSPITAL | | | 1 | 100% | 1 |
| HANCOCK REGIONAL HOSPITAL | | 1 | | | 1 |
| Oakview Manor Health and Rehab | | 1 | | | 1 |
| The Care Center at Pinellas Park | | 1 | | | 1 |
| REGIONS HOSPITAL LABORATORY | | | 1 | 100% | 1 |
| OHIO VALLEY MANOR NURSING & | | 1 | | | 1 |
| LAREDO EMERGENCY ROOM | | | 1 | 100% | 1 |
| CONVENIENT MEDICAL AND HEALTH SERVICES | | | 1 | 100% | 1 |
| WHOLE FAMILY HEALTH CENTER INC | | 1 | | | 1 |
| MORNINGSIDE NURSING AND REHABILITATION | | 1 | | | 1 |
| ROCKWALL URGENT CARE | | | 1 | 100% | 1 |

COVID-19: testing by laboratory

Data through Nov 24, 2020 verified as of Nov 25, 2020 at 09:25 AM

Data in this report are provisional and subject to change.

The numbers in the table below represent the number of Florida and non-Florida residents for whom test results were received by the Department of Health. A person can be tested by more than one laboratory and can have both positive and negative results. **Therefore, the sum of the numbers in each column will be larger than the total number of people tested.**

| Reporting lab | Inconclusive | Negative | Positive | Percent positive | Total |
|---|--------------|----------|----------|------------------|-------|
| CLINICAL LABORATORY DEPARTMENT | | | 1 | 100% | 1 |
| CLERMONT HEALTH DEPARTMENT | | | 1 | 100% | 1 |
| STANDIFER PLACE | | 1 | | | 1 |
| IDAHO HEALTH DEPARTMENT | | | 1 | 100% | 1 |
| PEACHEALTH LABORATORIES | | 1 | | | 1 |
| BLOOMINGDALE PEDIATRIC ASSOCIATES PA | | | 1 | 100% | 1 |
| NEW GEN LABS | | | 1 | 100% | 1 |
| CHRISTIANA HOSPITAL | | 1 | | | 1 |
| CQUENTIA NGS, LLC | | | 1 | 100% | 1 |
| INNOVATIVE HEALTH DIAGNOSTIC OF CALIFORNIA | | | 1 | 100% | 1 |
| SCIENCE CARE | | | 1 | 100% | 1 |
| Remarkable Healthcare Dallas | | | 1 | 100% | 1 |
| MERCY – NORTH IOWA | | | 1 | 100% | 1 |
| MEDEXPRESS URGENT CARE BOCA RATON | | | 1 | 100% | 1 |
| VANAJA SUREDDI MD PA | | | 1 | 100% | 1 |
| PSL JAX BEACH OPERATIONS LLC | | | 1 | 100% | 1 |
| MEDICAL LIFE-INC GUIDEWELL EMERGENCY MEDICINE | | | 1 | 100% | 1 |
| FIVE STAR PREMIER RESIDENCES OF POMPANO BEACH | | | 1 | 100% | 1 |
| LOGAN COUNTY HOSPITAL | | | 1 | 100% | 1 |
| INTERNATIONAL MEDICAL LABORATORY INC | | 1 | | | 1 |
| SPARTANBURG REGIONAL MEDICAL CENTER | | | 1 | 100% | 1 |
| PCR DIAGNOSTICS | | | 1 | 100% | 1 |
| ADVANCE GASTROENTEROLOGY | | | 1 | 100% | 1 |
| TENNOVA HEALTHCARE - CLEVELAND | | | 1 | 100% | 1 |
| CHP COVID-19 (TX) | | | 1 | 100% | 1 |
| CARESPOT URGENT CARE | | 1 | | | 1 |
| ACCURATE HEALTH SERVICES CORP | | | 1 | 100% | 1 |
| CONSULATE HEALTH CARE OF VERO BEACH | | | 1 | 100% | 1 |
| FLORIDA DIGESTIVE AND LIVER SPECIALISTS | | | 1 | 100% | 1 |
| ADVENTHEALTH HOSPICE CARE CENTRAL FLORIDA | | 1 | | | 1 |
| THYROID SPECIALTY LABORATORY | | | 1 | 100% | 1 |
| SCRIPPS CLINIC MEDICAL | | | 1 | 100% | 1 |
| WEST VIRGINIA UNIVERSITY HOSPITALS | | | 1 | 100% | 1 |
| RCP OF MEMORIAL WEST | | | 1 | 100% | 1 |
| FAMILY PRACTICE ASSOCIATES | | 1 | | | 1 |
| ILLINOIS DEPT OF PUBLIC HEALTH LABS | | | 1 | 100% | 1 |
| HACKENSACK UNIVERSITY MEDICAL CENTER | | 1 | | | 1 |
| LABCORP UNSPECIFIED | | 1 | | | 1 |
| LAB. CORP. OF AMERICA | | | 1 | 100% | 1 |
| HOLYOKE MEDICAL CENTER | | | 1 | 100% | 1 |
| MULBERRY'S MOBILE PROVIDER SERVICES LLC | | | 1 | 100% | 1 |
| FLORIDA FAMILY LABORATORY | | 1 | | | 1 |
| DE TAR HOSPITAL | | | 1 | 100% | 1 |
| SPRINGBROOK HOSPITAL | | | 1 | 100% | 1 |
| SUNY AT STONY BROOK | | | 1 | 100% | 1 |
| FORT LOUDOUN PRIMARY CARE | | 1 | | | 1 |
| PARKWAY REGIONAL MEDICAL CENTER LAB | | | 1 | 100% | 1 |

COVID-19: testing by laboratory

Data through Nov 24, 2020 verified as of Nov 25, 2020 at 09:25 AM

Data in this report are provisional and subject to change.

The numbers in the table below represent the number of Florida and non-Florida residents for whom test results were received by the Department of Health. A person can be tested by more than one laboratory and can have both positive and negative results. **Therefore, the sum of the numbers in each column will be larger than the total number of people tested.**

| Reporting lab | Inconclusive | Negative | Positive | Percent positive | Total |
|--|--------------|----------|----------|------------------|-------|
| KINGWOOD EMERGENCY HOSPITAL | | | 1 | 100% | 1 |
| DEPT OF VA MEDICAL CENTER - MIAMI | | | 1 | 100% | 1 |
| PULSE & REMEDY LLC | | | 1 | 100% | 1 |
| MED TECH SERVICES OF PALM BEACH INC | | 1 | | | 1 |
| POETS WALK SARASOTA | | | 1 | 100% | 1 |
| FAMILY MEDICAL CENTERS | | | 1 | 100% | 1 |
| REEVES COUNTY HOSPITAL DISTRICT | | | 1 | 100% | 1 |
| FLORIDA HOSPITAL TRANSPLANT CENTER | | 1 | | | 1 |
| EASTERN FLORIDA STATE COLLEGE – PALM BAY CAMPUS□ | | | 1 | 100% | 1 |
| NORTH CAROLINA STATE LABORATORY OF PUBLIC HEALTH, SPECTRUM LAB NETWORK | | | 1 | 100% | 1 |
| CYPRESS VILLAGE REHAB CENTER | | 1 | | | 1 |
| PROGRESS PHARMACY INC | | | 1 | 100% | 1 |
| PARRISH MEDICAL GROUP | | | 1 | 100% | 1 |
| BRANDON OUTREACH CLINIC | | | 1 | 100% | 1 |
| FREEPORT ER DOX URGENT CARE | | 1 | | | 1 |
| UNIVERSITY OF BALTIMORE WASHINGTON MEDICAL CENTER | | | 1 | 100% | 1 |
| MEMORIAL HEALTH UNIVERSITY MEDICAL CENTER | | | 1 | 100% | 1 |
| LAKE NONA PEDIATRICS IN ASSOCIATION WITH NEMOURS | | 1 | | | 1 |
| ADVENT HEALTH MEDICAL GROUP FAMILY MEDICINE | | | 1 | 100% | 1 |
| The Pines at Poughkeepsie Center for Nursing and Rehabilitation | | 1 | | | 1 |
| MALUHIA | | 1 | | | 1 |
| Trucare Living Centers - Columbus | | 1 | | | 1 |
| MINUTECLINIC DIAGNOSTIC OF NEW MEXICO LLC #7552 | | 1 | | | 1 |
| PALM SPRINGS GENERAL HOSPITAL | | | 1 | 100% | 1 |
| PHYSICIANS URGENT CARE | | | 1 | 100% | 1 |
| PUTNAM CO HOSPITAL-D/B/A ASBURY TOWERS | | 1 | | | 1 |
| RENFREW CENTERS INC | | 1 | | | 1 |
| COLLINS NURSING HOME | | 1 | | | 1 |
| CONSOLIDATED | | | 1 | 100% | 1 |
| ELEMENTS PHARMACY | | | 1 | 100% | 1 |
| PHYSICIAN ASSOCIATES, LLC | | | 1 | 100% | 1 |
| LIFE CARE CENTER OF GWINNETT | | 1 | | | 1 |
| Eddy Memorial Geriatric Center | | 1 | | | 1 |
| OCHSNER MEDICAL CENTER | | | 1 | 100% | 1 |
| PUBLIX PHARMACY #0332 | | 1 | | | 1 |
| SISTERS MISSION | | | 1 | 100% | 1 |
| TMH CANCER CENTER LABORATORY | | | 1 | 100% | 1 |
| CLINICAL LABORATORY | | 1 | | | 1 |
| PELICAN STATE OUTPATIENT CENTER | | | 1 | 100% | 1 |
| WIREGRASS MEDICAL CENTER | | | 1 | 100% | 1 |
| THE VILLAGES HEALTH | | | 1 | 100% | 1 |
| NDX-CORE LAB | | | 1 | 100% | 1 |
| DIXITKUMAR N MODI MD PA | | | 1 | 100% | 1 |
| FLORIDA DEPARTMENT OF HEALTH IN LEE COUNTY | | | 1 | 100% | 1 |
| CAH ACQUISITION COMPANY 11 LLC | | | 1 | 100% | 1 |
| HEALTH CARE SERVICES LC | | | 1 | 100% | 1 |
| NORTHCREST MEDICAL CENTER | | | 1 | 100% | 1 |

COVID-19: testing by laboratory

Data through Nov 24, 2020 verified as of Nov 25, 2020 at 09:25 AM

Data in this report are provisional and subject to change.

The numbers in the table below represent the number of Florida and non-Florida residents for whom test results were received by the Department of Health. A person can be tested by more than one laboratory and can have both positive and negative results. **Therefore, the sum of the numbers in each column will be larger than the total number of people tested.**

| Reporting lab | Inconclusive | Negative | Positive | Percent positive | Total |
|--|--------------|----------|----------|------------------|-------|
| LRGHEALTHCARE | | 1 | | | 1 |
| WALGREENS #06025 | | 1 | | | 1 |
| SAINT ALPHONSUS REGIONAL MEDICAL CENTER | | | 1 | 100% | 1 |
| SOUTHWOOD NURSING & RETIREMENT CENTER | | 1 | | | 1 |
| COOPER CLINIC | | | 1 | 100% | 1 |
| HERNANDO COUNTY HEALTH DEPT | | | 1 | 100% | 1 |
| QUEST DIAGNOSTICS CLINICAL LABORATORIES INC | | 1 | | | 1 |
| GIFFORD MEMORIAL HOSPITAL | | 1 | | | 1 |
| COVID TESTING LLC | | | 1 | 100% | 1 |
| CELEBRATION FAMILY PHYSICIANS LLC | | | 1 | 100% | 1 |
| EXCEL URGENT CARE OF NJ | | | 1 | 100% | 1 |
| SOUTH LAKE FAMILY HEALTH CENTER | | | 1 | 100% | 1 |
| PANAMA PHARMACY | | | 1 | 100% | 1 |
| Mountain View Manor | | | 1 | 100% | 1 |
| WARD MEMORIAL HOSPITAL | | 1 | | | 1 |
| AUSTIN PUBLIC HEALTH | | | 1 | 100% | 1 |
| ORDRS, INC. | | | 1 | 100% | 1 |
| GENEIQ | | | 1 | 100% | 1 |
| MISSOURI DEPARTMENT OF HEALTH AND SENIOR SERVICES - STATE PH LAB | | 1 | | | 1 |
| ARDEN COURTS OF WINTER SPRINGS | | | 1 | 100% | 1 |
| TENNESSEE VALLEY HCS | | | 1 | 100% | 1 |
| MOUNT SINAI MEDICAL CENTER AVENTURA ER | | | 1 | 100% | 1 |
| XSTREMEMD | | | 1 | 100% | 1 |
| MERITUS MEDICAL CENTER | | | 1 | 100% | 1 |
| STONECREST MEDICAL CENTER | | 1 | | | 1 |
| LEE MEMORIAL HOSPITAL OUTPATIENT SURGERY CENTER | | | 1 | 100% | 1 |
| LIGHTHOUSE PEDIATRICS OF NAPLES | | | 1 | 100% | 1 |
| Florida Baptist Retirement Center | | 1 | | | 1 |
| FLORIDA HOSPITAL LAB | | | 1 | 100% | 1 |
| REGIONAL MEDICAL LABORATORY | | | 1 | 100% | 1 |
| PASCO COUNTY HEALTH DEPARTMENT | | | 1 | 100% | 1 |
| FLORIDA DEPARTMENT OF HEALTH SEMINOLE COUNTY | | 1 | | | 1 |
| ALTA BATES SUMMIT MEDICAL CENTER CLINICAL LAB | | | 1 | 100% | 1 |
| INTERNAL MEDICINE GROUP OF CENTRAL FLORIDA | | | 1 | 100% | 1 |
| GATEWAY LABORATORIES | | 1 | | | 1 |
| MEMORIAL HEALTH SYSTEM | | 1 | | | 1 |
| The Crossroads | | 1 | | | 1 |
| FAMILY MEDICINE AT HUNTERS CREEK | | 1 | | | 1 |
| BIOMAT ORLANDO | | 1 | | | 1 |
| JUPITER PEDIATRIC ASSOCIATES, PA | | | 1 | 100% | 1 |
| PORT ORANGE NURSING & REHAB | | | 1 | 100% | 1 |
| DSI LABORATORIES-NAPLES-7TH | | | 1 | 100% | 1 |
| COVENANT HEALTH | | 1 | | | 1 |
| BELLE GLADES HEALTH CLINIC | | | 1 | 100% | 1 |
| CLIFTON-FINE HOSPITAL LABORATORY | | 1 | | | 1 |
| SUMTER PEDIATRICS | | 1 | | | 1 |
| OHIO HEALTH DOCTORS HOSPITAL | | | 1 | 100% | 1 |

COVID-19: testing by laboratory

Data through Nov 24, 2020 verified as of Nov 25, 2020 at 09:25 AM

Data in this report are provisional and subject to change.

The numbers in the table below represent the number of Florida and non-Florida residents for whom test results were received by the Department of Health. A person can be tested by more than one laboratory and can have both positive and negative results. **Therefore, the sum of the numbers in each column will be larger than the total number of people tested.**

| Reporting lab | Inconclusive | Negative | Positive | Percent positive | Total |
|---|--------------|-----------|-----------|------------------|------------|
| SANTA ROSA PEDIATRICS | | | 1 | 100% | 1 |
| SHELBYVILLE HOSPITAL COMPANY | | 1 | | | 1 |
| FLORIDA MEDICAL CLINIC -INTERNAL MED DADE CITY | | | 1 | 100% | 1 |
| VISTA DEL SOL MED ASSOC | | 1 | | | 1 |
| JOSEF SCHENKER MD PC DBA CENTERS URGENT | | 1 | | | 1 |
| WELLNOW URGENT CARE-OSWEGO | | | 1 | 100% | 1 |
| LOUNDY | | 1 | | | 1 |
| PHYSICIANS PRIMARY CARE LEHIGH PEDS | | | 1 | 100% | 1 |
| EXCEPTIONAL EMERGENCY CENTER | | | 1 | 100% | 1 |
| BOULDER COMMUNITY HOSPITAL | | | 1 | 100% | 1 |
| BLUEWATER TOXICOLOGY | | | 1 | 100% | 1 |
| TELEVISIT PALM BAY FAMILY PRACTICE | | | 1 | 100% | 1 |
| MEDICAL CENTER OF CENTRAL GEORGIA | | | 1 | 100% | 1 |
| SILVERMAN | | | 1 | 100% | 1 |
| AFC PHYSICIANS OF FLORIDA, PA | | | 1 | 100% | 1 |
| CVS MINUTE CLINIC DIAG OF IND, LLC #6549 | | 1 | | | 1 |
| WALKONCLINIC | | | 1 | 100% | 1 |
| PARK AVENUE PEDIATRICS PC | | 1 | | | 1 |
| SAN JOSE SENIOR CARE LLC | | 1 | | | 1 |
| Mill Valley Care Center | | 1 | | | 1 |
| INTERMOUNTAIN MEDICAL CENTER | | | 1 | 100% | 1 |
| EASTSIDE MEDICAL CLINIC | | 1 | | | 1 |
| ORLANDO MEDICAL CENTER PL | | | 1 | 100% | 1 |
| EDGAR PRICE FAMILY & CHILDREN HEALTHCARE CENTER | | | 1 | 100% | 1 |
| PALMA CEIA MED GROUP-SWANN | | 1 | | | 1 |
| CHIEFLAND MEDICAL CENTER | | | 1 | 100% | 1 |
| ACCESS HEALTH CARE PHYSICIANS | | | 1 | 100% | 1 |
| NEIGHBORCARE PHARMACY SERVICES | | 1 | | | 1 |
| BRIDGEWATER PARK ASSISTED LIVING LLC | | | 1 | 100% | 1 |
| BL DIAGNOSTICS LLC | | | 1 | 100% | 1 |
| CORDOVA FAMILY PRACTICE | | | 1 | 100% | 1 |
| MEDICAL CITY DALLAS HOSPITAL | | | 1 | 100% | 1 |
| WELLMED AT FORT PIERCE | | 1 | | | 1 |
| Total | 50,704 | 9,364,258 | 1,225,332 | 12% | 10,640,294 |