

COVID-19: summary of cases and monitoring

Data through Nov 23, 2020 verified as of Nov 24, 2020 at 09:25 AM

Data in this report are provisional and subject to change.

| Cases: people with positive PCR or antigen test result | | Cases: people with positive PCR or antigen test result | |
|--|---------|---|---------|
| Total cases | | Risk factors for Florida residents | |
| Florida residents | 938,830 | Traveled | 8,688 |
| Non-Florida residents | 14,470 | Contact with a known case | 359,323 |
| Type of testing | | Traveled and contact with a known case | 10,166 |
| Florida residents | 938,830 | Neither | 560,653 |
| Positive by BPHL/CDC | 36,383 | No travel and no contact | 123,405 |
| Positive by commercial/hospital lab | 902,447 | Travel is unknown | 303,987 |
| PCR positive | 866,301 | Contact is unknown | 233,413 |
| Antigen positive | 72,529 | Contact is pending | 177,409 |
| Non-Florida residents | 14,470 | Travel can be unknown and contact can be unknown or pending for the same case, these numbers will sum to more than the "neither" total. | |
| Positive by BPHL/CDC | 428 | | |
| Positive by commercial/hospital lab | 14,042 | | |
| PCR positive | 12,211 | | |
| Antigen positive | 2,259 | | |
| Characteristics | | | |
| Florida residents hospitalized | 53,827 | | |
| Florida resident deaths | 18,157 | | |
| Non-Florida resident deaths | 226 | | |
| Hospitalized counts include anyone who was hospitalized at some point during their illness. It does not reflect the number of people currently hospitalized. | | | |
| More information on deaths identified through death certificate data is available on the National Center for Health Statistics website at www.cdc.gov/nchs/nvss/vsrr/COVID19/index.htm . | | | |

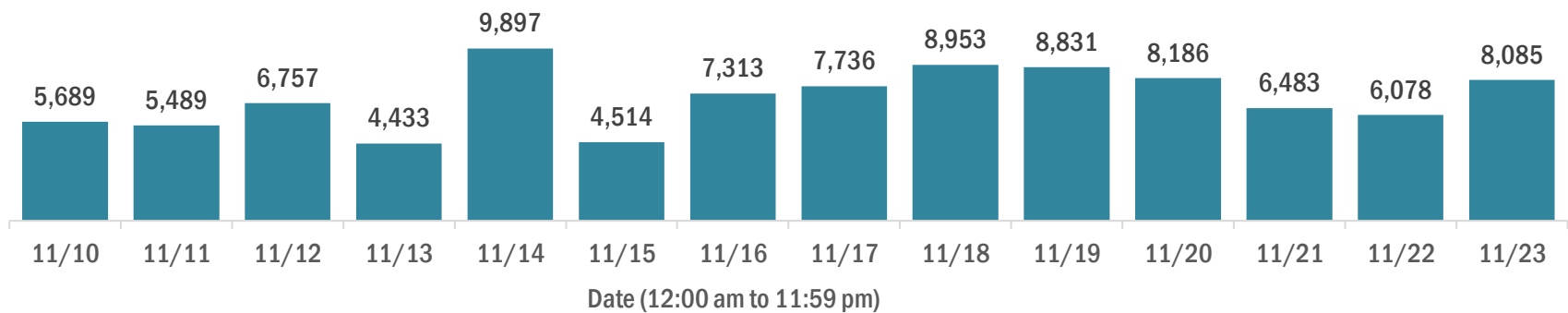
COVID-19: summary of laboratory testing

Data through Nov 23, 2020 verified as of Nov 24, 2020 at 09:25 AM

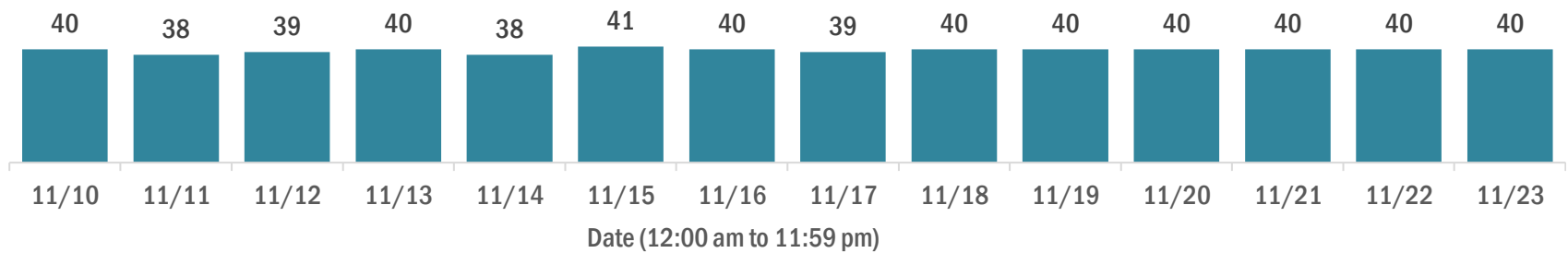
Data in this report are provisional and subject to change.

Cases in Florida residents per day for the past 2 weeks

Number of cases per day



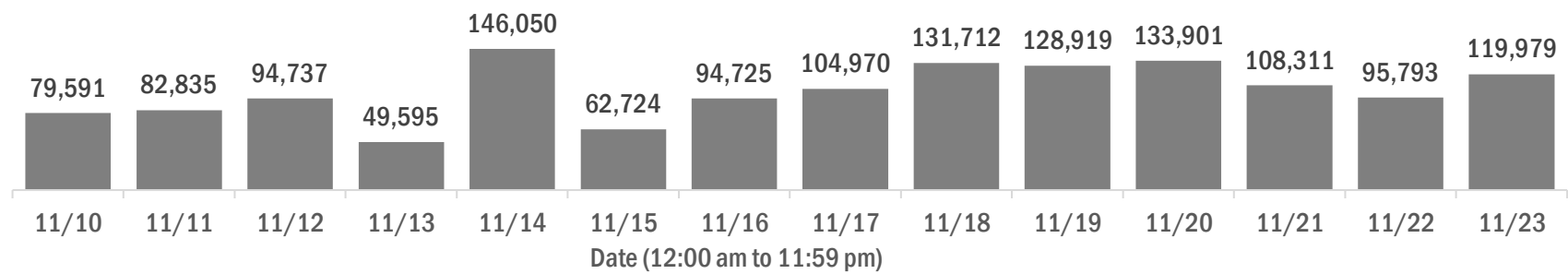
Median age of cases by day



Laboratory testing for Florida residents over the past 2 weeks

Number of Florida residents tested per day

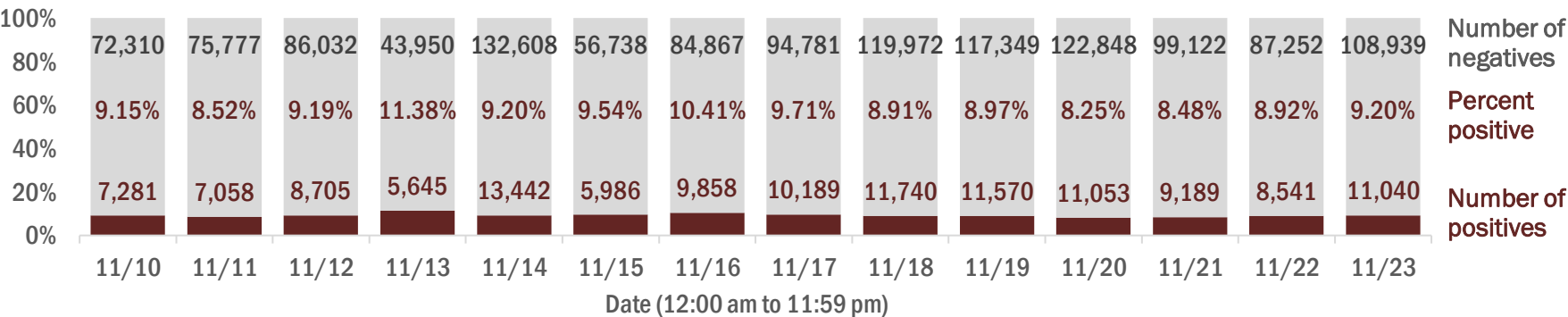
These counts include the number of people for whom the Department received PCR or antigen laboratory results by day. People tested on multiple days will be included for each day a new result was received. A person is only counted once for each day they are tested, regardless of whether multiple specimens are tested or multiple results are received.



Number and percent of Florida residents with positive test results

The percent of positive results ranged from 8.25% to 11.38% over the past 2 weeks and was 9.20% yesterday.

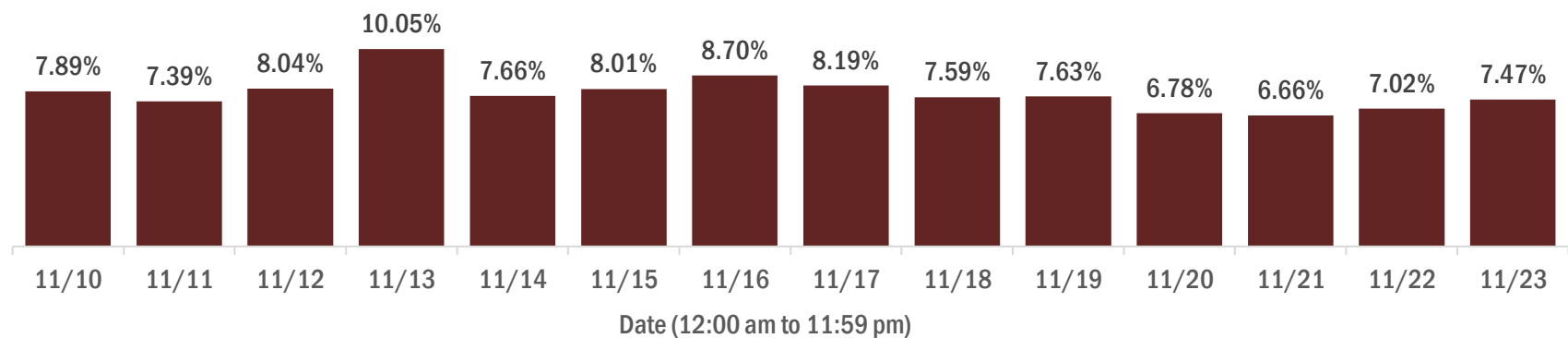
These counts include the number of people for whom the Department received PCR or antigen laboratory results by day. People tested on multiple days will be included for each day a new result was received. A person is only counted once for each day they are tested, regardless of whether multiple specimens are tested or multiple results are received. If a person has a positive specimen and a negative specimen in the same day, only the positive result is counted.



Percent positivity for new cases in Florida residents

The percent of positive results ranged from 6.66% to 10.05% over the past 2 weeks and was 7.47% yesterday.

This percent is the number of people who test PCR- or antigen-positive for the first time divided by all the people tested that day, excluding people who have previously tested positive.



COVID-19: characteristics of 938,830 Florida resident cases

Data through Nov 23, 2020 verified as of Nov 24, 2020 at 09:25 AM

Data in this report are provisional and subject to change.

| Age group | Cases | | Hospitalizations | | Deaths | |
|-------------|---------|-----|------------------|-----|--------|-----|
| 0-4 years | 15,848 | 2% | 356 | 1% | 0 | 0% |
| 5-14 years | 43,996 | 5% | 328 | 1% | 5 | 0% |
| 15-24 years | 152,760 | 16% | 1,440 | 3% | 32 | 0% |
| 25-34 years | 171,372 | 18% | 2,977 | 6% | 103 | 1% |
| 35-44 years | 148,031 | 16% | 4,443 | 8% | 308 | 2% |
| 45-54 years | 145,314 | 15% | 6,660 | 12% | 731 | 4% |
| 55-64 years | 121,864 | 13% | 9,386 | 17% | 1,999 | 11% |
| 65-74 years | 73,980 | 8% | 10,816 | 20% | 3,871 | 21% |
| 75-84 years | 42,027 | 4% | 10,258 | 19% | 5,322 | 29% |
| 85+ years | 22,613 | 2% | 7,159 | 13% | 5,786 | 32% |
| Unknown | 1,025 | 0% | 4 | 0% | 0 | 0% |
| Total | 938,830 | | 53,827 | | 18,157 | |

| Gender | Cases | |
|---------|---------|-----|
| Female | 483,255 | 51% |
| Male | 450,436 | 48% |
| Unknown | 5,139 | 1% |
| Total | 938,830 | |

| Ethnicity | Cases | | Hospitalizations | | Deaths | |
|--------------|---------|-----|------------------|-----|--------|-----|
| Hispanic | 282,725 | 30% | 14,873 | 28% | 4,570 | 25% |
| Non-Hispanic | 424,487 | 45% | 36,040 | 67% | 12,273 | 68% |
| Unknown | 231,618 | 25% | 2,914 | 5% | 1,314 | 7% |
| Total | 938,830 | | 53,827 | | 18,157 | |

| Race and ethnicity | Cases | | Hospitalizations | | Deaths | |
|--------------------|---------|-----|------------------|-----|--------|-----|
| White | 466,858 | 50% | 33,471 | 62% | 12,797 | 70% |
| Hispanic | 186,141 | 20% | 10,442 | 19% | 3,637 | 20% |
| Non-Hispanic | 250,883 | 27% | 21,926 | 41% | 8,531 | 47% |
| Unknown | 29,834 | 3% | 1,103 | 2% | 629 | 3% |
| Black | 133,297 | 14% | 12,127 | 23% | 3,326 | 18% |
| Hispanic | 6,786 | 1% | 504 | 1% | 130 | 1% |
| Non-Hispanic | 116,065 | 12% | 11,307 | 21% | 3,067 | 17% |
| Unknown | 10,446 | 1% | 316 | 1% | 129 | 1% |
| Other race | 127,489 | 14% | 6,495 | 12% | 1,442 | 8% |
| Hispanic | 65,173 | 7% | 3,556 | 7% | 678 | 4% |
| Non-Hispanic | 44,593 | 5% | 2,625 | 5% | 624 | 3% |
| Unknown | 17,723 | 2% | 314 | 1% | 140 | 1% |
| Unknown race | 211,186 | 22% | 1,734 | 3% | 592 | 3% |
| Hispanic | 24,625 | 3% | 371 | 1% | 125 | 1% |
| Non-Hispanic | 12,946 | 1% | 182 | 0% | 51 | 0% |
| Unknown | 173,615 | 18% | 1,181 | 2% | 416 | 2% |
| Total | 938,830 | | 53,827 | | 18,157 | |

Hospitalization counts include anyone who was hospitalized at some point during their illness. It does not reflect the number of people currently hospitalized. **Other race** includes any person with a race of American Indian/Alaskan native, Asian, native Hawaiian/Pacific Islander, or other.

COVID-19: deaths in Florida residents and staff of long-term care facilities

Data through Nov 23, 2020 verified as of Nov 24, 2020 at 09:25 AM

Data in this report are provisional and subject to change.

For current cases in residents or staff of long-term care facilities, please visit: <https://floridahealthcovid19.gov/>

| County | Deaths | | County | Deaths | | County | Deaths | |
|--------------|--------|-----------------|--------------|--------|----------------|------------|--------|----------------|
| Dade | 860 | <div></div> 12% | Osceola | 87 | <div></div> 1% | Washington | 12 | <div></div> 0% |
| Palm Beach | 750 | <div></div> 10% | Charlotte | 86 | <div></div> 1% | Gadsden | 11 | <div></div> 0% |
| Pinellas | 603 | <div></div> 8% | Okaloosa | 72 | <div></div> 1% | Gilchrist | 11 | <div></div> 0% |
| Broward | 465 | <div></div> 6% | Clay | 70 | <div></div> 1% | Baker | 8 | <div></div> 0% |
| Hillsborough | 402 | <div></div> 6% | Indian River | 65 | <div></div> 1% | Jefferson | 8 | <div></div> 0% |
| Polk | 339 | <div></div> 5% | Citrus | 62 | <div></div> 1% | Lafayette | 8 | <div></div> 0% |
| Lee | 270 | <div></div> 4% | Jackson | 60 | <div></div> 1% | Calhoun | 6 | <div></div> 0% |
| Brevard | 248 | <div></div> 3% | Suwannee | 53 | <div></div> 1% | Bradford | 3 | <div></div> 0% |
| Duval | 236 | <div></div> 3% | Leon | 52 | <div></div> 1% | Flagler | 3 | <div></div> 0% |
| Orange | 233 | <div></div> 3% | Highlands | 48 | <div></div> 1% | Gulf | 3 | <div></div> 0% |
| Sarasota | 219 | <div></div> 3% | St. Johns | 44 | <div></div> 1% | Holmes | 3 | <div></div> 0% |
| St. Lucie | 179 | <div></div> 2% | Bay | 36 | <div></div> 1% | Monroe | 3 | <div></div> 0% |
| Volusia | 179 | <div></div> 2% | Alachua | 34 | <div></div> 0% | Taylor | 3 | <div></div> 0% |
| Marion | 168 | <div></div> 2% | Columbia | 29 | <div></div> 0% | Desoto | 2 | <div></div> 0% |
| Seminole | 168 | <div></div> 2% | Sumter | 29 | <div></div> 0% | Hardee | 2 | <div></div> 0% |
| Manatee | 145 | <div></div> 2% | Nassau | 26 | <div></div> 0% | Levy | 2 | <div></div> 0% |
| Escambia | 136 | <div></div> 2% | Santa Rosa | 22 | <div></div> 0% | Dixie | 1 | <div></div> 0% |
| Collier | 121 | <div></div> 2% | Hendry | 20 | <div></div> 0% | Liberty | 1 | <div></div> 0% |
| Pasco | 112 | <div></div> 2% | Putnam | 19 | <div></div> 0% | | | |
| Martin | 106 | <div></div> 1% | Madison | 16 | <div></div> 0% | Total | 7,188 | |
| Lake | 101 | <div></div> 1% | Okeechobee | 16 | <div></div> 0% | | | |
| Hernando | 96 | <div></div> 1% | Walton | 16 | <div></div> 0% | | | |

Note: cases are summarized by the county of usual residence. Residents and staff may be cases associated with facilities that are not in their county of usual residence, resulting in cases being included below for counties that do not have facilities with known cases.

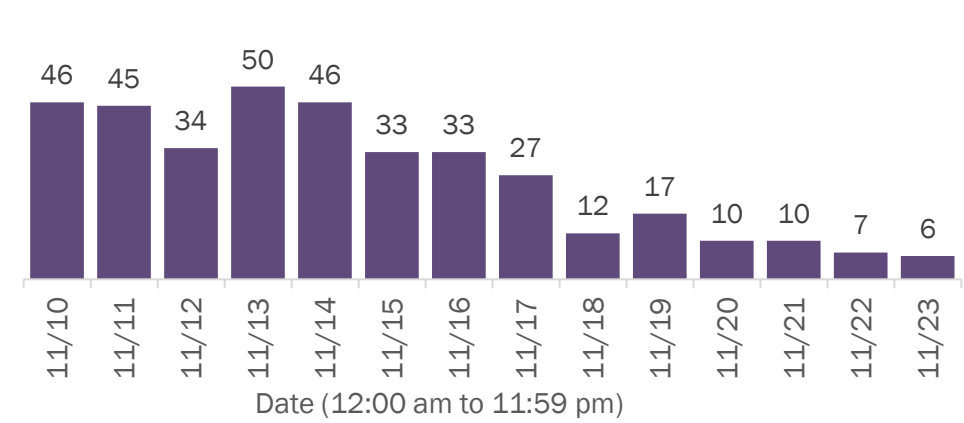
COVID-19: cases in Florida residents who have died

Data through Nov 23, 2020 verified as of Nov 24, 2020 at 09:25 AM

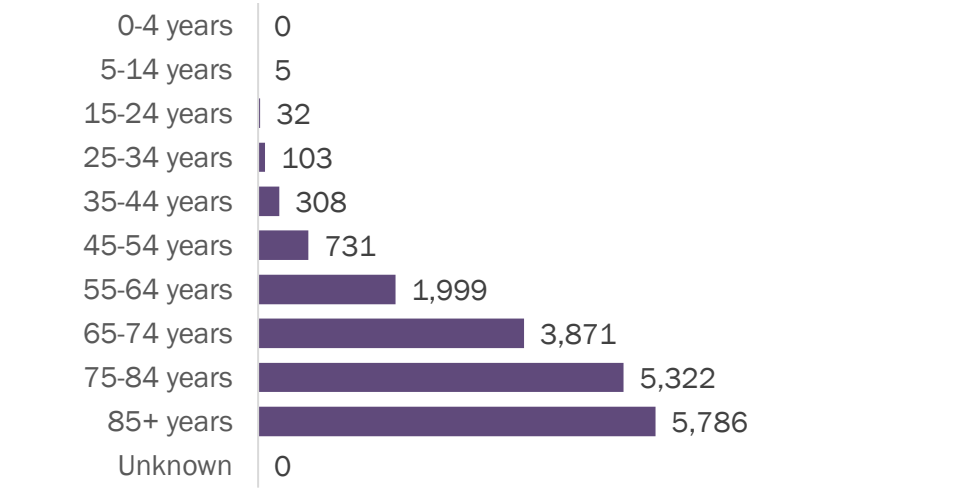
Data in this report are provisional and subject to change.

Demographics for all identified COVID-19 deaths: 18,157

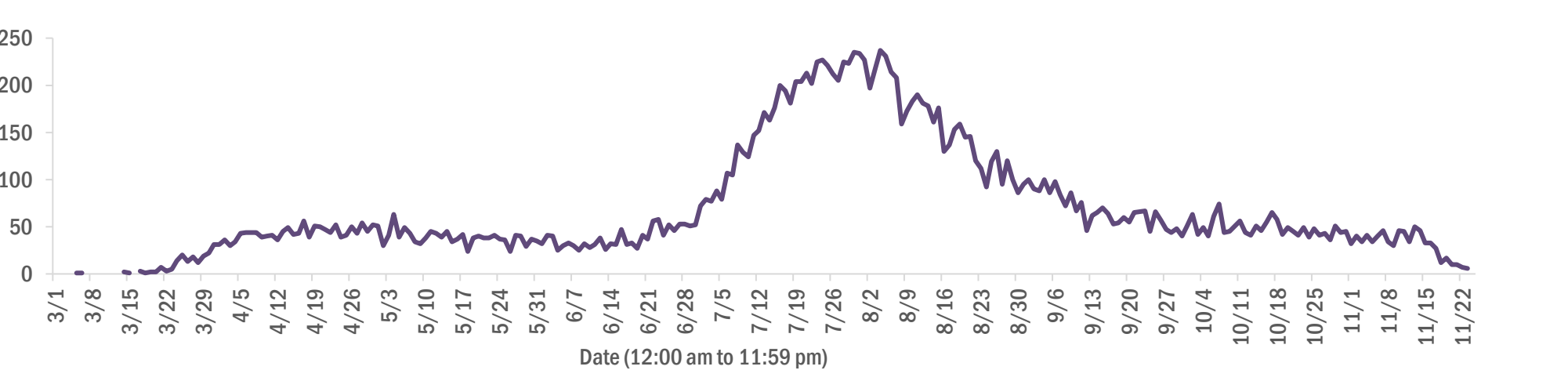
Deaths by date of death for the past 2 weeks



Deaths by age group



Deaths by date of death since March 2020



| Age group | Deaths | Cases | Case fatality rate | Mortality rate per 100,000 population |
|-------------|--------|---------|--------------------|---------------------------------------|
| 0-4 years | 0 | 15,848 | 0.0% | 0.0 |
| 5-14 years | 5 | 43,996 | 0.0% | 0.2 |
| 15-24 years | 32 | 152,760 | 0.0% | 1.3 |
| 25-34 years | 103 | 171,372 | 0.1% | 3.6 |
| 35-44 years | 308 | 148,031 | 0.2% | 11.8 |
| 45-54 years | 731 | 145,314 | 0.5% | 26.2 |
| 55-64 years | 1,999 | 121,864 | 1.6% | 69.1 |
| 65-74 years | 3,871 | 73,980 | 5.2% | 159.5 |
| 75-84 years | 5,322 | 42,027 | 12.7% | 379.0 |
| 85+ years | 5,786 | 22,613 | 25.6% | 1001.8 |
| Unknown | 0 | 1,025 | 0.0% | |
| Total | 18,157 | 938,830 | 1.9% | 84.1 |

| Gender | Deaths | Cases | Case fatality rate | Mortality rate per 100,000 population |
|---------|--------|---------|--------------------|---------------------------------------|
| Male | 10,078 | 450,436 | 2.2% | 95.4 |
| Female | 8,079 | 483,255 | 1.7% | 73.2 |
| Unknown | 0 | 5,139 | 0.0% | |
| Total | 18,157 | 938,830 | 1.9% | 84.1 |

| Race | Deaths | Cases | Case fatality rate | Mortality rate per 100,000 population |
|---------|--------|---------|--------------------|---------------------------------------|
| White | 12,797 | 466,858 | 2.7% | 76.6 |
| Black | 3,326 | 133,297 | 2.5% | 90.9 |
| Other | 1,442 | 127,489 | 1.1% | 115.9 |
| Unknown | 592 | 211,186 | 0.3% | |
| Total | 18,157 | 938,830 | 1.9% | 84.1 |

| Ethnicity | Deaths | Cases | Case fatality rate | Mortality rate per 100,000 population |
|--------------|--------|---------|--------------------|---------------------------------------|
| Hispanic | 4,570 | 282,725 | 1.6% | 80.5 |
| Non-Hispanic | 12,273 | 424,487 | 2.9% | 77.1 |
| Unknown | 1,314 | 231,618 | 0.6% | |
| Total | 18,157 | 938,830 | 1.9% | 84.1 |

COVID-19: characteristics of 953,300 cases

Data through Nov 23, 2020 verified as of Nov 24, 2020 at 09:25 AM

Data in this report are provisional and subject to change.

Tables below include cases in Florida residents and non-Florida residents.

All 67 Florida counties have cases:

| County | FL resident cases | | Non-FL resident cases | Total cases | FL resident deaths | FL death rate |
|--------------|-------------------|-----------------|-----------------------|-------------|--------------------|---------------|
| Dade | 216,097 | <div></div> 23% | 2,197 | 218,294 | 3,789 | 1.8% |
| Broward | 101,626 | <div></div> 11% | 1,012 | 102,638 | 1,630 | 1.6% |
| Palm Beach | 62,028 | <div></div> 7% | 669 | 62,697 | 1,663 | 2.7% |
| Hillsborough | 55,789 | <div></div> 6% | 377 | 56,166 | 892 | 1.6% |
| Orange | 55,033 | <div></div> 6% | 493 | 55,526 | 635 | 1.2% |
| Duval | 40,853 | <div></div> 4% | 562 | 41,415 | 570 | 1.4% |
| Pinellas | 31,085 | <div></div> 3% | 379 | 31,464 | 881 | 2.8% |
| Lee | 28,011 | <div></div> 3% | 597 | 28,608 | 570 | 2.0% |
| Polk | 26,532 | <div></div> 3% | 159 | 26,691 | 669 | 2.5% |
| Osceola | 17,271 | <div></div> 2% | 171 | 17,442 | 239 | 1.4% |
| Collier | 16,756 | <div></div> 2% | 339 | 17,095 | 279 | 1.7% |
| Escambia | 14,378 | <div></div> 2% | 1,723 | 16,101 | 297 | 2.1% |
| Manatee | 15,860 | <div></div> 2% | 205 | 16,065 | 367 | 2.3% |
| Volusia | 15,263 | <div></div> 2% | 145 | 15,408 | 360 | 2.4% |
| Brevard | 14,706 | <div></div> 2% | 105 | 14,811 | 432 | 2.9% |
| Leon | 14,042 | <div></div> 1% | 423 | 14,465 | 137 | 1.0% |
| Pasco | 13,845 | <div></div> 1% | 137 | 13,982 | 267 | 1.9% |
| Sarasota | 12,515 | <div></div> 1% | 242 | 12,757 | 382 | 3.1% |
| Marion | 12,542 | <div></div> 1% | 37 | 12,579 | 377 | 3.0% |
| Alachua | 12,354 | <div></div> 1% | 114 | 12,468 | 98 | 0.8% |
| Seminole | 12,257 | <div></div> 1% | 66 | 12,323 | 267 | 2.2% |
| St. Lucie | 10,362 | <div></div> 1% | 28 | 10,390 | 361 | 3.5% |
| Lake | 10,122 | <div></div> 1% | 86 | 10,208 | 248 | 2.5% |
| Okaloosa | 8,364 | <div></div> 1% | 92 | 8,456 | 145 | 1.7% |
| Bay | 7,969 | <div></div> 1% | 287 | 8,256 | 152 | 1.9% |
| St. Johns | 8,061 | <div></div> 1% | 144 | 8,205 | 92 | 1.1% |
| Clay | 7,565 | <div></div> 1% | 20 | 7,585 | 144 | 1.9% |
| Santa Rosa | 7,000 | <div></div> 1% | 88 | 7,088 | 99 | 1.4% |
| Martin | 5,968 | <div></div> 1% | 57 | 6,025 | 170 | 2.8% |
| Indian River | 4,765 | <div></div> 1% | 45 | 4,810 | 131 | 2.7% |
| Charlotte | 4,745 | <div></div> 1% | 35 | 4,780 | 183 | 3.9% |
| Hernando | 4,667 | <div></div> 0% | 30 | 4,697 | 202 | 4.3% |
| Columbia | 4,633 | <div></div> 0% | 18 | 4,651 | 91 | 2.0% |
| Citrus | 4,387 | <div></div> 0% | 21 | 4,408 | 158 | 3.6% |
| Jackson | 3,715 | <div></div> 0% | 52 | 3,767 | 89 | 2.4% |

| County | FL resident cases | | Non-FL resident cases | Total cases | FL resident deaths | FL death rate |
|------------|-------------------|----|-----------------------|-------------|--------------------|---------------|
| Highlands | 3,575 | 0% | 23 | 3,598 | 143 | 4.0% |
| Walton | 3,228 | 0% | 334 | 3,562 | 37 | 1.1% |
| Sumter | 3,322 | 0% | 19 | 3,341 | 92 | 2.8% |
| Gadsden | 3,217 | 0% | 11 | 3,228 | 57 | 1.8% |
| Suwannee | 3,202 | 0% | 24 | 3,226 | 86 | 2.7% |
| Monroe | 3,076 | 0% | 81 | 3,157 | 27 | 0.9% |
| Nassau | 2,750 | 0% | 245 | 2,995 | 55 | 2.0% |
| Putnam | 2,656 | 0% | 7 | 2,663 | 58 | 2.2% |
| Flagler | 2,583 | 0% | 22 | 2,605 | 42 | 1.6% |
| Unknown | 180 | 0% | 2,384 | 2,564 | 0 | 0.0% |
| Hendry | 2,436 | 0% | 9 | 2,445 | 45 | 1.8% |
| Desoto | 2,273 | 0% | 7 | 2,280 | 33 | 1.5% |
| Okeechobee | 1,986 | 0% | 12 | 1,998 | 43 | 2.2% |
| Baker | 1,970 | 0% | 9 | 1,979 | 31 | 1.6% |
| Hardee | 1,731 | 0% | 7 | 1,738 | 18 | 1.0% |
| Taylor | 1,617 | 0% | 4 | 1,621 | 20 | 1.2% |
| Wakulla | 1,561 | 0% | 9 | 1,570 | 14 | 0.9% |
| Washington | 1,454 | 0% | 14 | 1,468 | 24 | 1.7% |
| Bradford | 1,379 | 0% | 2 | 1,381 | 18 | 1.3% |
| Levy | 1,349 | 0% | 7 | 1,356 | 13 | 1.0% |
| Lafayette | 1,308 | 0% | 0 | 1,308 | 19 | 1.5% |
| Madison | 1,211 | 0% | 17 | 1,228 | 26 | 2.1% |
| Union | 1,212 | 0% | 0 | 1,212 | 59 | 4.9% |
| Holmes | 1,093 | 0% | 20 | 1,113 | 14 | 1.3% |
| Gulf | 1,034 | 0% | 12 | 1,046 | 18 | 1.7% |
| Hamilton | 957 | 0% | 8 | 965 | 11 | 1.1% |
| Dixie | 952 | 0% | 3 | 955 | 11 | 1.2% |
| Calhoun | 841 | 0% | 2 | 843 | 21 | 2.5% |
| Franklin | 817 | 0% | 9 | 826 | 4 | 0.5% |
| Jefferson | 730 | 0% | 13 | 743 | 11 | 1.5% |
| Gilchrist | 736 | 0% | 0 | 736 | 19 | 2.6% |
| Glades | 654 | 0% | 0 | 654 | 8 | 1.2% |
| Liberty | 574 | 0% | 1 | 575 | 14 | 2.4% |
| Total | 938,830 | | 14,470 | 953,300 | 18,157 | 1.9% |

COVID-19: characteristics of 938,830 Florida resident cases

Data through Nov 23, 2020 verified as of Nov 24, 2020 at 09:25 AM

Data in this report are provisional and subject to change.

The table below includes the cities and counties of residence for cases in Florida residents based on the patient's ZIP Code.

Note that city is not always received as part of the initial notification and may be missing while the case is being investigated.

| City and county | Cases |
|-----------------------------|---------|
| Miami, Dade | 124,817 |
| Orlando, Orange | 41,435 |
| Jacksonville, Duval | 38,327 |
| Tampa, Hillsborough | 33,537 |
| Hialeah, Dade | 29,498 |
| Fort Lauderdale, Broward | 24,003 |
| Hollywood, Broward | 19,870 |
| West Palm Beach, Palm Beach | 15,553 |
| Kissimmee, Osceola | 13,654 |
| Naples, Collier | 13,611 |
| Tallahassee, Leon | 13,233 |
| Homestead, Dade | 13,075 |
| Saint Petersburg, Pinellas | 12,312 |
| Pensacola, Escambia | 11,835 |
| Fort Myers, Lee | 11,480 |
| Pompano Beach, Broward | 11,312 |
| Bradenton, Manatee | 10,672 |
| Gainesville, Alachua | 10,304 |
| Boca Raton, Palm Beach | 10,070 |
| Ocala, Marion | 9,824 |
| Lakeland, Polk | 9,131 |
| Sarasota, Sarasota | 8,155 |
| Lake Worth, Palm Beach | 8,127 |
| Cape Coral, Lee | 6,703 |
| Port Saint Lucie, St. Lucie | 6,645 |
| Miramar, Broward | 6,448 |
| Clearwater, Pinellas | 6,115 |
| Miami Gardens, Dade | 5,914 |
| Boynton Beach, Palm Beach | 5,749 |
| Miami Beach, Dade | 5,419 |
| Panama City, Bay | 5,148 |
| Coral Springs, Broward | 5,056 |
| Winter Haven, Polk | 4,811 |
| Lehigh Acres, Lee | 4,615 |
| Melbourne, Brevard | 4,593 |
| Saint Augustine, St. Johns | 4,536 |
| Delray Beach, Palm Beach | 4,445 |
| Lake City, Columbia | 4,345 |
| Davie, Broward | 4,001 |
| Coral Gables, Dade | 3,866 |
| Sunrise, Broward | 3,827 |
| Milton, Santa Rosa | 3,820 |
| Riverview, Hillsborough | 3,729 |
| Fort Pierce, St. Lucie | 3,665 |
| Vero Beach, Indian River | 3,650 |
| Daytona Beach, Volusia | 3,575 |
| Doral, Dade | 3,400 |
| Plant City, Hillsborough | 3,383 |
| Brandon, Hillsborough | 3,377 |
| Miami Lakes, Dade | 3,239 |
| Apopka, Orange | 3,236 |
| Saint Cloud, Osceola | 3,235 |
| Largo, Pinellas | 3,229 |
| Palm Bay, Brevard | 3,192 |
| Plantation, Broward | 3,127 |
| New Port Richey, Pasco | 3,117 |
| Orange Park, Clay | 3,107 |
| North Miami Beach, Dade | 3,038 |
| Deerfield Beach, Broward | 2,958 |

COVID-19: characteristics of 938,830 Florida resident cases

Data through Nov 23, 2020 verified as of Nov 24, 2020 at 09:25 AM

Data in this report are provisional and subject to change.

The table below includes the cities and counties of residence for cases in Florida residents based on the patient's ZIP Code.

Note that city is not always received as part of the initial notification and may be missing while the case is being investigated.

| City and county | Cases |
|--------------------------------|-------|
| Jupiter, Palm Beach | 2,953 |
| Stuart, Martin | 2,929 |
| Weston, Broward | 2,876 |
| Sanford, Seminole | 2,870 |
| Cutler Ridge, Dade | 2,771 |
| Clermont, Lake | 2,708 |
| Spring Hill, Hernando | 2,691 |
| Live Oak, Suwannee | 2,678 |
| Tamarac, Broward | 2,648 |
| Fort Walton Beach, Okaloosa | 2,645 |
| Deltona, Volusia | 2,539 |
| Immokalee, Collier | 2,514 |
| Opa Locka, Dade | 2,487 |
| Port Charlotte, Charlotte | 2,434 |
| Davenport, Polk | 2,369 |
| Deland, Volusia | 2,350 |
| Palm Beach Gardens, Palm Beach | 2,298 |
| Palmetto, Manatee | 2,276 |
| Winter Park, Orange | 2,260 |
| Arcadia, Desoto | 2,224 |
| Winter Garden, Orange | 2,196 |
| Margate, Broward | 2,183 |
| Palm Coast, Flagler | 2,156 |
| Coconut Creek, Broward | 2,098 |
| Oviedo, Seminole | 2,077 |
| Wesley Chapel, Pasco | 2,057 |
| Wellington, Palm Beach | 2,055 |
| Land O Lakes, Pasco | 2,027 |
| Crestview, Okaloosa | 1,997 |
| Hallandale, Broward | 1,997 |
| Okeechobee, Okeechobee | 1,980 |
| Lake Worth Beach, Palm Beach | 1,953 |
| Altamonte Springs, Seminole | 1,945 |
| Haines City, Polk | 1,944 |
| Palm Harbor, Pinellas | 1,943 |
| Sebring, Highlands | 1,828 |
| Key West, Monroe | 1,807 |
| Ocoee, Orange | 1,798 |
| Bonita Springs, Lee | 1,788 |
| Venice, Sarasota | 1,762 |
| Brooksville, Hernando | 1,750 |
| North Lauderdale, Broward | 1,732 |
| Leesburg, Lake | 1,726 |
| Middleburg, Clay | 1,723 |
| Punta Gorda, Charlotte | 1,721 |
| North Port, Sarasota | 1,710 |
| Valrico, Hillsborough | 1,686 |
| Lutz, Hillsborough | 1,679 |
| North Miami, Dade | 1,656 |
| Seminole, Pinellas | 1,643 |
| Quincy, Gadsden | 1,620 |
| Ruskin, Hillsborough | 1,589 |
| Pembroke Pines, Broward | 1,563 |
| Pinellas Park, Pinellas | 1,537 |
| Perry, Taylor | 1,522 |
| Port Orange, Volusia | 1,484 |
| Oakland Park, Broward | 1,466 |
| Longwood, Seminole | 1,448 |
| Ormond Beach, Volusia | 1,441 |

COVID-19: characteristics of 938,830 Florida resident cases

Data through Nov 23, 2020 verified as of Nov 24, 2020 at 09:25 AM

Data in this report are provisional and subject to change.

The table below includes the cities and counties of residence for cases in Florida residents based on the patient's ZIP Code.

Note that city is not always received as part of the initial notification and may be missing while the case is being investigated.

| City and county | Cases |
|------------------------------|-------|
| Crawfordville, Wakulla | 1,421 |
| Windermere, Orange | 1,420 |
| Jacksonville Beach, Duval | 1,414 |
| Cocoa, Brevard | 1,386 |
| Royal Palm Beach, Palm Beach | 1,380 |
| Crossings, Dade | 1,377 |
| Bartow, Polk | 1,365 |
| Marianna, Jackson | 1,357 |
| Clewiston, Hendry | 1,352 |
| Casselberry, Seminole | 1,351 |
| Coconut Grove, Dade | 1,350 |
| Zephyrhills, Pasco | 1,336 |
| Green Cove Springs, Clay | 1,326 |
| Mayo, Lafayette | 1,297 |
| Dade City, Pasco | 1,294 |
| Carol City, Dade | 1,284 |
| Niceville, Okaloosa | 1,272 |
| Saint Johns, St. Johns | 1,263 |
| Missing, Dade | 1,259 |
| Defuniak Springs, Walton | 1,259 |
| Palatka, Putnam | 1,257 |
| Kissimmee, Polk | 1,230 |
| Cantonment, Escambia | 1,207 |
| Gulf Breeze, Santa Rosa | 1,204 |
| Hudson, Pasco | 1,193 |
| Lake Mary, Seminole | 1,190 |
| Wimauma, Hillsborough | 1,188 |
| Chipley, Washington | 1,173 |
| Navarre, Santa Rosa | 1,166 |
| Inverness, Citrus | 1,161 |
| Lynn Haven, Bay | 1,159 |
| Auburndale, Polk | 1,158 |
| Belle Glade, Palm Beach | 1,155 |
| Panama City Beach, Bay | 1,149 |
| North Fort Myers, Lee | 1,133 |
| Lake Wales, Polk | 1,108 |
| Biscayne Park, Dade | 1,100 |
| Port Richey, Pasco | 1,099 |
| Starke, Bradford | 1,090 |
| Titusville, Brevard | 1,079 |
| Fernandina Beach, Nassau | 1,066 |
| Ponte Vedra Beach, St. Johns | 1,062 |
| The Villages, Sumter | 1,059 |
| Merritt Island, Brevard | 1,055 |
| Santa Rosa Beach, Walton | 1,043 |
| Tarpon Springs, Pinellas | 1,036 |
| Indiantown, Martin | 1,018 |
| Labelle, Hendry | 1,017 |
| Aventura, Dade | 1,014 |
| Wauchula, Hardee | 1,013 |
| Avon Park, Highlands | 989 |
| Fleming Island, Clay | 983 |
| Loxahatchee, Palm Beach | 980 |
| Destin, Okaloosa | 974 |
| Winter Springs, Seminole | 966 |
| Century, Escambia | 953 |
| Graceville, Jackson | 938 |
| New Smyrna Beach, Volusia | 924 |
| Cooper City, Broward | 923 |

COVID-19: characteristics of 938,830 Florida resident cases

Data through Nov 23, 2020 verified as of Nov 24, 2020 at 09:25 AM

Data in this report are provisional and subject to change.

The table below includes the cities and counties of residence for cases in Florida residents based on the patient's ZIP Code.

Note that city is not always received as part of the initial notification and may be missing while the case is being investigated.

| City and county | Cases |
|--------------------------------|-------|
| Sarasota, Manatee | 921 |
| Tavares, Lake | 915 |
| Dunedin, Pinellas | 910 |
| Mulberry, Polk | 898 |
| Estero, Lee | 897 |
| Lake Butler, Union | 884 |
| Seffner, Hillsborough | 883 |
| El Portal, Dade | 882 |
| Everglades National Park, Dade | 877 |
| Florida City, Dade | 876 |
| Key Biscayne, Dade | 869 |
| Rockledge, Brevard | 867 |
| Madison, Madison | 862 |
| Eustis, Lake | 857 |
| Riviera Beach, Palm Beach | 853 |
| Palm City, Martin | 849 |
| Macclenny, Baker | 845 |
| Holiday, Pasco | 844 |
| Parrish, Manatee | 842 |
| Bonifay, Holmes | 835 |
| Parkland, Broward | 832 |
| Maitland, Orange | 814 |
| Mount Dora, Lake | 800 |
| Orange City, Volusia | 769 |
| Sanderson, Baker | 756 |
| Odessa, Hillsborough | 745 |
| Dover, Hillsborough | 733 |
| Crystal River, Citrus | 726 |
| Olympia Heights, Dade | 716 |
| Coleman, Sumter | 716 |
| Dania, Broward | 716 |
| Lake Placid, Highlands | 711 |
| Uleta, Dade | 707 |
| Groveland, Lake | 703 |
| Monticello, Jefferson | 683 |
| Coral, Dade | 679 |
| Jasper, Hamilton | 667 |
| Gibsonton, Hillsborough | 665 |
| Lithia, Hillsborough | 657 |
| Hobe Sound, Martin | 633 |
| Yulee, Nassau | 631 |
| Lantana, Palm Beach | 631 |
| Atlantic Beach, Duval | 620 |
| Moore Haven, Glades | 617 |
| Homosassa, Citrus | 609 |
| Havana, Gadsden | 604 |
| Wewahitchka, Gulf | 596 |
| Palm Springs, Palm Beach | 594 |
| Ponte Vedra, St. Johns | 591 |
| Oldsmar, Pinellas | 588 |
| Sebastian, Indian River | 587 |
| Pace, Santa Rosa | 587 |
| Cross City, Dixie | 569 |
| Blountstown, Calhoun | 567 |
| Alachua, Alachua | 566 |
| Chattahoochee, Gadsden | 564 |
| Pinecrest, Dade | 555 |
| South Bay, Palm Beach | 554 |
| Summerfield, Marion | 551 |

COVID-19: characteristics of 938,830 Florida resident cases

Data through Nov 23, 2020 verified as of Nov 24, 2020 at 09:25 AM

Data in this report are provisional and subject to change.

The table below includes the cities and counties of residence for cases in Florida residents based on the patient's ZIP Code.

Note that city is not always received as part of the initial notification and may be missing while the case is being investigated.

| City and county | Cases |
|--------------------------------|-------|
| North Palm Beach, Palm Beach | 547 |
| Debary, Volusia | 546 |
| Frostproof, Polk | 538 |
| Sun City Center, Hillsborough | 535 |
| Fisher Island, Dade | 531 |
| Pahokee, Palm Beach | 530 |
| Wildwood, Sumter | 522 |
| South Miami, Dade | 521 |
| Callahan, Nassau | 516 |
| Trenton, Gilchrist | 507 |
| Apollo Beach, Hillsborough | 503 |
| Newberry, Alachua | 501 |
| Lecanto, Citrus | 494 |
| Fellsmere, Indian River | 493 |
| Dunnellon, Marion | 493 |
| Ellenton, Manatee | 489 |
| Bristol, Liberty | 483 |
| Bellevue, Marion | 476 |
| Williston, Levy | 472 |
| Lady Lake, Lake | 470 |
| Crescent City, Putnam | 470 |
| Edgewater, Volusia | 467 |
| Bowling Green, Hardee | 463 |
| Jensen Beach, Martin | 462 |
| Lauderdale Lakes, Broward | 460 |
| Polk City, Polk | 459 |
| Safety Harbor, Pinellas | 459 |
| Lauderhill, Broward | 454 |
| Wilton Manors, Broward | 441 |
| Carrabelle, Franklin | 440 |
| Satellite Beach, Brevard | 435 |
| Port Saint Joe, Gulf | 432 |
| Beverly Hills, Citrus | 431 |
| Freeport, Walton | 427 |
| Hilliard, Nassau | 425 |
| Bushnell, Sumter | 421 |
| Fort Meade, Polk | 414 |
| Sweetwater, Dade | 413 |
| Mary Esther, Okaloosa | 406 |
| Keystone Heights, Clay | 397 |
| Nokomis, Sarasota | 396 |
| Key Largo, Monroe | 396 |
| Palmetto Bay, Dade | 381 |
| Shalimar, Okaloosa | 379 |
| Dunnellon, Citrus | 376 |
| Florida State University, Leon | 372 |
| Marco Island, Collier | 371 |
| Glen Saint Mary, Baker | 367 |
| Chiefland, Levy | 367 |
| Centerville, Leon | 359 |
| Old Town, Dixie | 354 |
| Hernando, Citrus | 352 |
| Sneads, Jackson | 351 |
| Indialantic, Brevard | 330 |
| Cocoa Beach, Brevard | 330 |
| Southwest Ranches, Broward | 326 |
| Englewood, Charlotte | 321 |
| Lake Alfred, Polk | 317 |
| Bronson, Levy | 306 |

COVID-19: characteristics of 938,830 Florida resident cases

Data through Nov 23, 2020 verified as of Nov 24, 2020 at 09:25 AM

Data in this report are provisional and subject to change.

The table below includes the cities and counties of residence for cases in Florida residents based on the patient's ZIP Code.

Note that city is not always received as part of the initial notification and may be missing while the case is being investigated.

| City and county | Cases |
|----------------------------|-------|
| Jacksonville, St. Johns | 303 |
| Raiford, Union | 302 |
| Thonotosassa, Hillsborough | 302 |
| Miramar Beach, Walton | 300 |
| Marathon, Monroe | 298 |
| Neptune Beach, Duval | 295 |
| Belle Isle, Orange | 294 |
| Spring Hill, Pasco | 293 |
| Cottdonale, Jackson | 284 |
| Malone, Jackson | 281 |
| Englewood, Sarasota | 276 |
| Lehigh, Lee | 273 |
| High Springs, Alachua | 270 |
| Minneola, Lake | 268 |
| Sorrento, Lake | 265 |
| West Melbourne, Brevard | 259 |
| Fort White, Columbia | 258 |
| Clearwater Beach, Pinellas | 258 |
| Oakland, Orange | 258 |
| Mascotte, Lake | 252 |
| Midway, Gadsden | 238 |
| Fruitland Park, Lake | 236 |
| Trinity, Pasco | 234 |
| Medley, Dade | 233 |
| Zolfo Springs, Hardee | 232 |
| Myakka City, Manatee | 231 |
| Bunnell, Flagler | 229 |
| Palm Beach, Palm Beach | 228 |
| Pierson, Volusia | 225 |
| Gulfport, Pinellas | 224 |
| Haverhill, Palm Beach | 222 |
| Citra, Marion | 222 |
| Umatilla, Lake | 220 |
| Fort Myers Beach, Lee | 220 |
| Baker, Okaloosa | 216 |
| Bell, Gilchrist | 214 |
| Silver Springs, Marion | 209 |
| Apalachicola, Franklin | 207 |
| Tavernier, Monroe | 205 |
| South Daytona, Volusia | 202 |
| De Leon Springs, Volusia | 201 |
| Lake Park, Palm Beach | 201 |
| Hawthorne, Alachua | 199 |
| Interlachen, Putnam | 196 |
| Rotunda West, Charlotte | 195 |
| Bay Harbor Islands, Dade | 194 |
| Weeki Wachee, Hernando | 192 |
| Molino, Escambia | 192 |
| Flagler Beach, Flagler | 190 |
| Cape Canaveral, Brevard | 187 |
| Youngstown, Bay | 186 |
| Holly Hill, Volusia | 186 |
| Lawtey, Bradford | 184 |
| Greenville, Madison | 183 |
| Jay, Santa Rosa | 181 |
| Jennings, Hamilton | 179 |
| Altha, Calhoun | 177 |
| Tequesta, Palm Beach | 175 |
| Edgewood, Orange | 174 |

COVID-19: characteristics of 938,830 Florida resident cases

Data through Nov 23, 2020 verified as of Nov 24, 2020 at 09:25 AM

Data in this report are provisional and subject to change.

The table below includes the cities and counties of residence for cases in Florida residents based on the patient's ZIP Code.

Note that city is not always received as part of the initial notification and may be missing while the case is being investigated.

| City and county | Cases |
|--------------------------------|-------|
| Mims, Brevard | 172 |
| Oxford, Sumter | 171 |
| Ocklawaha, Marion | 171 |
| Archer, Alachua | 171 |
| Melbourne Beach, Brevard | 169 |
| Osprey, Sarasota | 168 |
| Grand Ridge, Jackson | 163 |
| Ave Maria, Collier | 163 |
| Alva, Lee | 160 |
| Indian Harbour Beach, Brevard | 160 |
| Branford, Suwannee | 160 |
| Eastpoint, Franklin | 158 |
| Greenwood, Jackson | 154 |
| Montverde, Lake | 153 |
| East Palatka, Putnam | 153 |
| Vernon, Washington | 150 |
| Kenneth City, Pinellas | 150 |
| Dundee, Polk | 146 |
| Floral City, Citrus | 146 |
| Clair-Mel City, Hillsborough | 145 |
| Celebration, Osceola | 145 |
| Gretna, Gadsden | 143 |
| Hastings, St. Johns | 143 |
| Eagle Lake, Polk | 141 |
| O Brien, Suwannee | 138 |
| South Pasadena, Pinellas | 137 |
| Webster, Sumter | 135 |
| Westville, Holmes | 134 |
| Gotha, Orange | 133 |
| Melrose, Putnam | 131 |
| Surfside, Dade | 130 |
| University Of Miami, Dade | 130 |
| Satsuma, Putnam | 130 |
| Indian Rocks Beach, Pinellas | 126 |
| Azalea Park, Orange | 123 |
| Chuluota, Seminole | 121 |
| Elkton, St. Johns | 121 |
| Hiawassee, Orange | 121 |
| Grand Island, Lake | 119 |
| Malabar, Brevard | 118 |
| San Antonio, Pasco | 118 |
| Reddick, Marion | 116 |
| Eglin Air Force Base, Okaloosa | 115 |
| Southport, Bay | 114 |
| Valparaiso, Okaloosa | 113 |
| Lee, Madison | 112 |
| Wellborn, Suwannee | 110 |
| White Springs, Hamilton | 110 |
| West Miami, Dade | 108 |
| Inlet Beach, Walton | 108 |
| Geneva, Seminole | 108 |
| Ponce De Leon, Holmes | 106 |
| Alford, Jackson | 106 |
| Laurel Hill, Okaloosa | 105 |
| Bal Harbour, Dade | 103 |
| Lake Panasoffkee, Sumter | 103 |
| Matlacha, Lee | 103 |
| Lakewood Ranch, Manatee | 102 |
| Zellwood, Orange | 100 |

COVID-19: characteristics of 938,830 Florida resident cases

Data through Nov 23, 2020 verified as of Nov 24, 2020 at 09:25 AM

Data in this report are provisional and subject to change.

The table below includes the cities and counties of residence for cases in Florida residents based on the patient's ZIP Code.

Note that city is not always received as part of the initial notification and may be missing while the case is being investigated.

| City and county | Cases |
|---------------------------------------|-------|
| Lockhart, Orange | 98 |
| South Fort Myers, Lee | 97 |
| Mcdavid, Escambia | 97 |
| University Of Central Florida, Orange | 96 |
| Summerland Key, Monroe | 96 |
| Sebastian, Brevard | 95 |
| Bryceville, Nassau | 94 |
| Mcalpin, Suwannee | 93 |
| Fort McCoy, Marion | 93 |
| Weirsdale, Marion | 91 |
| Fountain, Bay | 90 |
| Morriston, Levy | 89 |
| Pomona Park, Putnam | 89 |
| Anthony, Marion | 87 |
| Juno Beach, Palm Beach | 87 |
| Micanopy, Alachua | 86 |
| University Of FI, Alachua | 86 |
| Bay Lake, Orange | 85 |
| Sanibel, Lee | 84 |
| Hosford, Liberty | 84 |
| Babson Park, Polk | 82 |
| Belleair, Pinellas | 81 |
| Howey-In-The-Hills, Lake | 80 |
| Temple Terrace, Hillsborough | 79 |
| Poinciana, Polk | 78 |
| Carrollwood, Hillsborough | 78 |
| Islamorada, Monroe | 78 |
| Hallandale Beach, Broward | 75 |
| Steinhatchee, Taylor | 75 |
| Alafaya, Orange | 75 |
| Bokeelia, Lee | 75 |
| Astatula, Lake | 74 |
| Cloud Lake, Palm Beach | 74 |
| Odessa, Pasco | 73 |
| Holmes Beach, Manatee | 72 |
| Greenacres, Palm Beach | 72 |
| Longboat Key, Manatee | 71 |
| Mangonia Park, Palm Beach | 71 |
| Center Hill, Sumter | 71 |
| F M, Lee | 69 |
| Avon Park, Polk | 69 |
| Caryville, Washington | 68 |
| Lake Helen, Volusia | 68 |
| Eatonville, Orange | 68 |
| Fern Park, Seminole | 67 |
| Lauderdale By The Sea, Broward | 67 |
| Madeira Beach, Pinellas | 67 |
| Sopchoppy, Wakulla | 67 |
| Atlantis, Palm Beach | 66 |
| Kindred, Osceola | 66 |
| Viera, Brevard | 65 |
| Seville, Volusia | 64 |
| Sumterville, Sumter | 64 |
| Holt, Okaloosa | 64 |
| Bonita Beach, Lee | 63 |
| Palma Ceia, Hillsborough | 62 |
| Big Pine Key, Monroe | 62 |
| Air Mail Facility, Dade | 61 |
| Clarksville, Calhoun | 60 |

COVID-19: characteristics of 938,830 Florida resident cases

Data through Nov 23, 2020 verified as of Nov 24, 2020 at 09:25 AM

Data in this report are provisional and subject to change.

The table below includes the cities and counties of residence for cases in Florida residents based on the patient's ZIP Code.

Note that city is not always received as part of the initial notification and may be missing while the case is being investigated.

| City and county | Cases |
|---|-------|
| The Villages, Marion | 60 |
| Citrus Springs, Citrus | 60 |
| Grant-Valkaria, Brevard | 60 |
| Stock Island, Monroe | 60 |
| The Villages, Lake | 59 |
| University Of South Florida, Hillsborough | 58 |
| University Of Central FI, Orange | 58 |
| Lake Hamilton, Polk | 58 |
| Winter Park, Seminole | 58 |
| Dinsmore, Duval | 57 |
| Oak Hill, Volusia | 57 |
| Panacea, Wakulla | 55 |
| Hypoluxo, Palm Beach | 55 |
| Lady Lake, Sumter | 54 |
| Osteen, Volusia | 54 |
| Waldo, Alachua | 53 |
| San Mateo, Putnam | 52 |
| Cutler Bay, Dade | 51 |
| Buena Ventura Lakes, Osceola | 51 |
| Astor, Lake | 51 |
| Lutz, Pasco | 50 |
| Ochopee, Collier | 50 |
| Barefoot Bay, Brevard | 50 |
| Christmas, Orange | 48 |
| Inglis, Levy | 48 |
| Canal Point, Palm Beach | 47 |
| Greensboro, Gadsden | 47 |
| Brooker, Bradford | 46 |
| Saint James City, Lee | 45 |
| Placida, Charlotte | 45 |
| Welaka, Putnam | 44 |
| Belleair Beach, Pinellas | 44 |
| Lamont, Jefferson | 44 |
| Golden Beach, Dade | 43 |
| Altoona, Lake | 43 |
| Hollister, Putnam | 43 |
| Crystal Beach, Pinellas | 43 |
| Paisley, Lake | 42 |
| Princeton, Dade | 42 |
| Florida Gulf Coast Univ, Lee | 42 |
| Bradenton Beach, Manatee | 39 |
| Callaway, Bay | 38 |
| Sunny Isles Beach, Dade | 38 |
| Hampton, Bradford | 38 |
| Pinetta, Madison | 37 |
| Patrick Air Force Base, Brevard | 37 |
| Manalapan, Palm Beach | 37 |
| Ponce Inlet, Volusia | 37 |
| Sewalls Point, Martin | 37 |
| Palm Beach Shores, Palm Beach | 37 |
| Bascom, Jackson | 37 |
| Campbellton, Jackson | 36 |
| Yalaha, Lake | 36 |
| Lighthouse Point, Broward | 36 |
| Felda, Hendry | 36 |
| Kendall, Dade | 35 |
| Baldwin, Duval | 35 |
| Destin, Walton | 34 |
| University Of Tampa, Hillsborough | 34 |

COVID-19: characteristics of 938,830 Florida resident cases

Data through Nov 23, 2020 verified as of Nov 24, 2020 at 09:25 AM

Data in this report are provisional and subject to change.

The table below includes the cities and counties of residence for cases in Florida residents based on the patient's ZIP Code.

Note that city is not always received as part of the initial notification and may be missing while the case is being investigated.

| City and county | Cases |
|------------------------------------|-------|
| Cinco Bayou, Okaloosa | 33 |
| Flemington, Marion | 33 |
| Harmony, Osceola | 32 |
| Ocean Ridge, Palm Beach | 32 |
| Lorida, Highlands | 32 |
| Village Of Wellington, Palm Beach | 32 |
| Cedar Key, Levy | 31 |
| Florahome, Putnam | 31 |
| Ebro, Washington | 30 |
| Hurlburt Field, Okaloosa | 29 |
| Saint Pete Beach, Pinellas | 29 |
| Fort Denaud, Hendry | 29 |
| Missing, Lee | 29 |
| Naranja, Dade | 28 |
| Saint Leo, Pasco | 28 |
| Fruit Cove, St. Johns | 28 |
| Singer Island, Palm Beach | 28 |
| Highland Beach, Palm Beach | 28 |
| North Redington Beach, Pinellas | 27 |
| Tierra Verde, Pinellas | 26 |
| Florida State, Leon | 26 |
| Anna Maria, Manatee | 26 |
| Bellview, Escambia | 25 |
| Jupiter, Martin | 25 |
| Terra Ceia, Manatee | 25 |
| Univ Of FI Student Dorms, Alachua | 25 |
| Georgetown, Putnam | 24 |
| West Park, Broward | 24 |
| South Miami Heights, Dade | 24 |
| Kathleen, Polk | 23 |
| Waverly, Polk | 23 |
| North Venice, Sarasota | 23 |
| Salt Springs, Marion | 23 |
| Enterprise, Volusia | 22 |
| Boca Grande, Lee | 22 |
| Florida Dept Of Corrections, Union | 22 |
| Miami Springs, Dade | 22 |
| Labelle, Glades | 21 |
| Bay Pines, Pinellas | 21 |
| Tyndall Air Force Base, Bay | 21 |
| Kinard, Calhoun | 21 |
| Intercession City, Osceola | 21 |
| Dania Beach, Broward | 21 |
| Ona, Hardee | 21 |
| Eaton Park, Polk | 21 |
| South Palm Beach, Palm Beach | 21 |
| Lake Suzy, Desoto | 20 |
| Kenansville, Osceola | 20 |
| Tioga, Alachua | 20 |
| Fort Lauderdale, Dade | 20 |
| North Bay Village, Dade | 20 |
| Miami, Unknown | 20 |
| Florida A And M University, Leon | 20 |
| Palm Shores, Brevard | 20 |
| Tangerine, Orange | 20 |
| Hialeah Gardens, Dade | 20 |
| Reunion, Osceola | 20 |
| Pensacola Beach, Santa Rosa | 20 |
| Okahumpka, Lake | 19 |

COVID-19: characteristics of 938,830 Florida resident cases

Data through Nov 23, 2020 verified as of Nov 24, 2020 at 09:25 AM

Data in this report are provisional and subject to change.

The table below includes the cities and counties of residence for cases in Florida residents based on the patient's ZIP Code.

Note that city is not always received as part of the initial notification and may be missing while the case is being investigated.

| City and county | Cases |
|----------------------------------|-------|
| Tice, Lee | 19 |
| Barry University, Dade | 19 |
| Santa Fe, Alachua | 19 |
| Treasure Island, Pinellas | 19 |
| Gulf Breeze, Escambia | 19 |
| Lulu, Columbia | 18 |
| Nocatee, Desoto | 18 |
| Stetson University, Volusia | 18 |
| Walnut Hill, Escambia | 18 |
| Babcock Ranch, Lee | 18 |
| Miami Shores, Dade | 18 |
| Penney Farms, Clay | 18 |
| Missing, Duval | 18 |
| Ponte Vedra, Duval | 18 |
| Bagdad, Santa Rosa | 17 |
| Sydney, Hillsborough | 17 |
| Balm, Hillsborough | 17 |
| Pasadena, Pinellas | 17 |
| Sun City, Hillsborough | 16 |
| Highland City, Polk | 16 |
| Miromar Lakes, Lee | 16 |
| Lacoochee, Pasco | 16 |
| Micco, Brevard | 16 |
| West Panama City Beach, Bay | 16 |
| La Crosse, Alachua | 16 |
| Florida International Univ, Dade | 15 |
| Missing, Marion | 15 |
| Goulds, Dade | 15 |
| Heathrow, Seminole | 15 |
| Perdido Key, Escambia | 14 |
| Key Colony Beach, Monroe | 14 |
| Indian Lake Estates, Polk | 14 |
| Homosassa Springs, Citrus | 14 |
| Aloma, Orange | 14 |
| Mexico Beach, Bay | 14 |
| Cudjoe Key, Monroe | 14 |
| Missing, Hillsborough | 14 |
| Palmdale, Glades | 14 |
| Paxton, Walton | 14 |
| Bonifay, Washington | 13 |
| Horseshoe Beach, Dixie | 13 |
| Hawthorne, Putnam | 13 |
| Bayonet Point, Pasco | 13 |
| Orange Lake, Marion | 13 |
| Northdale, Hillsborough | 13 |
| Village Of Palmetto Bay, Dade | 13 |
| Venus, Highlands | 12 |
| Dowling Park, Suwannee | 12 |
| Saint Marks, Wakulla | 12 |
| Bradley, Polk | 12 |
| Wewahitchka, Calhoun | 12 |
| Champions Gate, Polk | 12 |
| Plymouth, Orange | 11 |
| Unknown, Dade | 11 |
| Yankeetown, Levy | 11 |
| Town N Country, Hillsborough | 11 |
| Homeland, Polk | 11 |
| Maitland, Seminole | 11 |
| Candler, Marion | 11 |

COVID-19: characteristics of 938,830 Florida resident cases

Data through Nov 23, 2020 verified as of Nov 24, 2020 at 09:25 AM

Data in this report are provisional and subject to change.

The table below includes the cities and counties of residence for cases in Florida residents based on the patient's ZIP Code. Note that city is not always received as part of the initial notification and may be missing while the case is being investigated.

| City and county | Cases |
|--|-------|
| Cortez, Manatee | 11 |
| Hallandle Beach, Broward | 11 |
| Apopka, Seminole | 11 |
| Branford, Lafayette | 11 |
| Mount Dora, Orange | 11 |
| Goodland, Collier | 11 |
| Miami, Broward | 10 |
| New Smyrna, Volusia | 10 |
| Hernando Beach, Hernando | 10 |
| Eloise, Polk | 10 |
| White Springs, Columbia | 10 |
| Little Torch Key, Monroe | 10 |
| Siesta Key, Sarasota | 10 |
| Hollywood, Dade | 10 |
| Jacksonville, Unknown | 10 |
| Sparr, Marion | 10 |
| Lake City, Suwannee | 10 |
| Bostwick, Putnam | 9 |
| Palma Sola, Manatee | 9 |
| Loughman, Polk | 9 |
| Long Boat Key, Manatee | 9 |
| Long Key, Monroe | 9 |
| Bonita Springs, Collier | 9 |
| Ridge Manor, Pasco | 9 |
| Missing, Collier | 9 |
| Wabasso, Indian River | 9 |
| Rosemary Beach, Walton | 9 |
| Saint Johns, Duval | 9 |
| Lamont, Madison | 9 |
| Poinciana, Osceola | 9 |
| Earleton, Alachua | 9 |
| Steinhatchee, Dixie | 9 |
| Gulf Stream, Palm Beach | 9 |
| Passport, Unknown | 9 |
| Mcintosh, Marion | 9 |
| Webster, Hernando | 9 |
| Wahneta, Polk | 8 |
| Laurel Hill, Walton | 8 |
| Perrine, Dade | 8 |
| Florida International University, Dade | 8 |
| Graham, Bradford | 8 |
| Indian River Shores, Indian River | 8 |
| Tallevast, Manatee | 8 |
| Rubonia, Manatee | 8 |
| Gonzalez, Escambia | 8 |
| Jensen Beach, St. Lucie | 8 |
| Laud-By-The-Sea, Broward | 8 |
| Trenton, Levy | 8 |
| Kissimmee, Orange | 8 |
| Mango, Hillsborough | 8 |
| Parker, Bay | 8 |
| Graceville, Holmes | 8 |
| Buckingham, Lee | 8 |
| Missing, Brevard | 8 |
| Saint George Island, Franklin | 8 |
| Caryville, Holmes | 8 |
| Green Acres, Palm Beach | 8 |
| Wausau, Washington | 8 |
| Westlake, Palm Beach | 7 |

COVID-19: characteristics of 938,830 Florida resident cases

Data through Nov 23, 2020 verified as of Nov 24, 2020 at 09:25 AM

Data in this report are provisional and subject to change.

The table below includes the cities and counties of residence for cases in Florida residents based on the patient's ZIP Code.

Note that city is not always received as part of the initial notification and may be missing while the case is being investigated.

| City and county | Cases |
|--------------------------------|-------|
| Fort Ogden, Desoto | 7 |
| Murdock, Charlotte | 7 |
| Bayshore Gardens, Manatee | 7 |
| Duette, Manatee | 7 |
| Hialeah, Unknown | 7 |
| Florence Villa, Polk | 7 |
| Pembroke Park, Broward | 7 |
| University Park, Manatee | 7 |
| Lake Como, Putnam | 7 |
| Lowell, Marion | 7 |
| Missing, Orange | 7 |
| Holder, Citrus | 7 |
| Nichols, Polk | 7 |
| Greenville, Taylor | 7 |
| Evinston, Alachua | 7 |
| Westchase, Hillsborough | 7 |
| Durant, Hillsborough | 7 |
| West Delray Beach, Palm Beach | 7 |
| Lake Butler, Bradford | 6 |
| Port Saint John, Brevard | 6 |
| Leisure City, Dade | 6 |
| Mayport Naval Station, Duval | 6 |
| Village Wellington, Palm Beach | 6 |
| Hillsboro Beach, Broward | 6 |
| Indian Creek Village, Dade | 6 |
| Shady Hills, Pasco | 6 |
| Orchid, Indian River | 6 |
| Missing, Nassau | 6 |
| Florida State Univ Admin, Leon | 6 |
| Gulf Hammock, Levy | 6 |
| Pine Castle, Orange | 6 |
| Rocky Point, Hillsborough | 6 |
| Lake Monroe, Seminole | 6 |
| Missing, Palm Beach | 6 |
| Palm City, St. Lucie | 6 |
| Archer, Levy | 6 |
| Ferndale, Lake | 6 |
| Saint Lucie West, St. Lucie | 6 |
| Pine Hills, Orange | 6 |
| Lealman, Pinellas | 6 |
| Ponce De Leon, Walton | 6 |
| Cottdonale, Washington | 6 |
| Crystal Springs, Pasco | 6 |
| Trilby, Pasco | 6 |
| Forest City, Orange | 6 |
| Alturas, Polk | 6 |
| Woodville, Leon | 6 |
| Davenport, Osceola | 5 |
| Pp, Dade | 5 |
| Redington Shores, Pinellas | 5 |
| East Lake, Marion | 5 |
| Ebro, Bay | 5 |
| Fort Charlotte, Charlotte | 5 |
| Missing, St. Lucie | 5 |
| Beverly Beach, Flagler | 5 |
| Pass, Unknown | 5 |
| Quail Heights, Dade | 5 |
| Ramrod Key, Monroe | 5 |
| Stuart, St. Lucie | 5 |

COVID-19: characteristics of 938,830 Florida resident cases

Data through Nov 23, 2020 verified as of Nov 24, 2020 at 09:25 AM

Data in this report are provisional and subject to change.

The table below includes the cities and counties of residence for cases in Florida residents based on the patient's ZIP Code. Note that city is not always received as part of the initial notification and may be missing while the case is being investigated.

| City and county | Cases |
|------------------------------------|-------|
| Belleair Bluffs, Pinellas | 5 |
| Brooksville, Pasco | 5 |
| Maxville, Duval | 5 |
| Nalcrest, Polk | 5 |
| Ozona, Pinellas | 5 |
| Psl, Unknown | 5 |
| Missing, Sumter | 5 |
| Morriston, Marion | 5 |
| Fanning Springs, Gilchrist | 5 |
| Braden River, Manatee | 5 |
| Missing, Manatee | 5 |
| Virginia Gardens, Dade | 5 |
| Suwannee, Dixie | 5 |
| Sugarloaf Key, Monroe | 5 |
| Roseland, Indian River | 5 |
| Saint Augustine, Duval | 4 |
| Nobleton, Hernando | 4 |
| Dade City, Hernando | 4 |
| Citrus Hills, Citrus | 4 |
| Briny Breezes, Palm Beach | 4 |
| Seacrest, Walton | 4 |
| Wakulla Springs, Wakulla | 4 |
| Union Park, Orange | 4 |
| Missing, Pasco | 4 |
| International Service Center, Dade | 4 |
| Missing, Unknown | 4 |
| City Of Sunrise, Broward | 4 |
| Okeechobee, Osceola | 4 |
| Lakeshore, Polk | 4 |
| Lakewood Ranch, Sarasota | 4 |
| Fort Lauderdale, Palm Beach | 4 |
| Pensacola, Unknown | 4 |
| High Springs, Gilchrist | 4 |
| Hutchinson Island, St. Lucie | 4 |
| Ft Pierce, St. Lucie | 4 |
| Clarcona, Orange | 4 |
| Ybor City, Hillsborough | 4 |
| Missing, Polk | 4 |
| Live Oak, Madison | 4 |
| Valkaria, Brevard | 4 |
| Pine Ridge, Citrus | 4 |
| Missing, Indian River | 4 |
| Mayport, Duval | 4 |
| White City, Gulf | 4 |
| Shady Grove, Taylor | 4 |
| Grove City, Charlotte | 4 |
| Deer Island, Lake | 4 |
| Winter Garden, Lake | 4 |
| Orlando, Brevard | 4 |
| Brewton, Escambia | 3 |
| Chokoloskee, Collier | 3 |
| Labelle, Lee | 3 |
| Wildlight, Nassau | 3 |
| Telogia, Liberty | 3 |
| Redington Beach, Pinellas | 3 |
| Everglades City, Collier | 3 |
| Eglin, Okaloosa | 3 |
| Daytona Beach Shores, Volusia | 3 |
| Port Salerno, Martin | 3 |

COVID-19: characteristics of 938,830 Florida resident cases

Data through Nov 23, 2020 verified as of Nov 24, 2020 at 09:25 AM

Data in this report are provisional and subject to change.

The table below includes the cities and counties of residence for cases in Florida residents based on the patient's ZIP Code.

Note that city is not always received as part of the initial notification and may be missing while the case is being investigated.

| City and county | Cases |
|---------------------------------------|-------|
| Margate, Unknown | 3 |
| Melrose, Bradford | 3 |
| Tampa, Pinellas | 3 |
| Sunny Hills, Washington | 3 |
| Watersound, Walton | 3 |
| Jacksonville, Clay | 3 |
| Clermont, Orange | 3 |
| West Bradenton, Manatee | 3 |
| Putnam Hall, Putnam | 3 |
| Saint Augustine Beach, St. Johns | 3 |
| Lynbrook, Broward | 3 |
| Loxahatchee Groves, Palm Beach | 3 |
| Niceville, Walton | 3 |
| Captiva, Lee | 3 |
| Choctaw Beach, Okaloosa | 3 |
| Blountstown, Liberty | 3 |
| Deerfield Beach, Palm Beach | 3 |
| Indian Shores, Pinellas | 3 |
| Hallandale Beach, Unknown | 3 |
| Sugarloaf, Monroe | 3 |
| Cypress, Jackson | 3 |
| Miccosukee, Leon | 3 |
| Lamont, Taylor | 3 |
| Chicago, Lee | 3 |
| Clewiston, Palm Beach | 3 |
| Branford, Gilchrist | 3 |
| Longboat Key, Sarasota | 3 |
| Jacksonville Naval Air Station, Duval | 3 |
| North Fort Myers, Charlotte | 3 |
| Naples, Lee | 3 |
| Miami Gardens, Unknown | 3 |
| Sorrento, Orange | 3 |
| San Carlos Park, Lee | 3 |
| Cypress Gardens, Polk | 3 |
| Elfers, Pasco | 3 |
| Fernandina Beach, Duval | 3 |
| Fernandina, Nassau | 3 |
| Fpo, Duval | 3 |
| Hollywood, Unknown | 3 |
| Monticello, Madison | 3 |
| Mount Plymouth, Lake | 3 |
| Missing, Seminole | 3 |
| Oneco, Manatee | 3 |
| Indian Rock Beach, Pinellas | 3 |
| Missing, Martin | 3 |
| Mayport Naval Housing, Duval | 3 |
| Vernon, Bay | 3 |
| Pompano Beach, Palm Beach | 3 |
| Salem, Taylor | 3 |
| San Fernando, Unknown | 3 |
| Basinger, Okeechobee | 3 |
| Bella Collina, Lake | 3 |
| El Jobean, Charlotte | 3 |
| Missing, Alachua | 3 |
| Orange Park, Duval | 3 |
| Orlando, Osceola | 3 |
| Mims, Volusia | 3 |
| Seacrest, Bay | 3 |
| Point Washington, Walton | 3 |

COVID-19: characteristics of 938,830 Florida resident cases

Data through Nov 23, 2020 verified as of Nov 24, 2020 at 09:25 AM

Data in this report are provisional and subject to change.

The table below includes the cities and counties of residence for cases in Florida residents based on the patient's ZIP Code. Note that city is not always received as part of the initial notification and may be missing while the case is being investigated.

| City and county | Cases |
|------------------------------------|-------|
| Vero Beach, St. Lucie | 3 |
| Williston, Marion | 3 |
| Venice, Dade | 2 |
| Sand Lake, Orange | 2 |
| Miramar, Unknown | 2 |
| Miami, Martin | 2 |
| New Port Richey, Hillsborough | 2 |
| Lauderhill, Unknown | 2 |
| Labelle, Collier | 2 |
| Jonesville, Alachua | 2 |
| Julington Creek, St. Johns | 2 |
| Jupiter Island, Martin | 2 |
| Samoset, Manatee | 2 |
| Tampa, Broward | 2 |
| Sunrise, Unknown | 2 |
| Seguin, Unknown | 2 |
| Marysville, Dade | 2 |
| Mexico Beach, Gulf | 2 |
| Missing, Escambia | 2 |
| Oakland Park, Unknown | 2 |
| Orange Springs, Marion | 2 |
| Green Cove Springs, Duval | 2 |
| Sebring, Desoto | 2 |
| Tampa, Hernando | 2 |
| Wauchula, Desoto | 2 |
| Vero Beach, Unknown | 2 |
| Yeehaw, Okeechobee | 2 |
| Miramar, Dade | 2 |
| Newberry, Gilchrist | 2 |
| Okeechobee, Lake | 2 |
| Ormond Beach, Flagler | 2 |
| Pompano Beach, Unknown | 2 |
| Jacksonville Naval Hospital, Duval | 2 |
| Kingsley Lake, Bradford | 2 |
| Longview, Dade | 2 |
| Jacksonville, Nassau | 2 |
| Mesa, Unknown | 2 |
| Boynton Beach, Broward | 2 |
| Cape Haze, Charlotte | 2 |
| Bristol, Calhoun | 2 |
| Bayou George, Bay | 2 |
| 000000, Unknown | 2 |
| Conch Key, Monroe | 2 |
| Duck Key, Monroe | 2 |
| Land O Lakes, Hillsborough | 2 |
| Milligan, Okaloosa | 2 |
| Cross City, Taylor | 2 |
| Carl Fisher, Dade | 2 |
| Fort Lauderdale, Alachua | 2 |
| Glenwood, Volusia | 2 |
| Homeless, Hillsborough | 2 |
| Westville, Walton | 2 |
| Immokalee, Lee | 2 |
| Fort Lauderdale, Unknown | 2 |
| Crawfordville, Leon | 2 |
| Alligator Point, Franklin | 2 |
| Cross Creek, Alachua | 2 |
| None, Dade | 2 |
| Missing, Okaloosa | 2 |

COVID-19: characteristics of 938,830 Florida resident cases

Data through Nov 23, 2020 verified as of Nov 24, 2020 at 09:25 AM

Data in this report are provisional and subject to change.

The table below includes the cities and counties of residence for cases in Florida residents based on the patient's ZIP Code.

Note that city is not always received as part of the initial notification and may be missing while the case is being investigated.

| City and county | Cases |
|-------------------------------------|-------|
| Missing, Broward | 2 |
| Miami, Palm Beach | 2 |
| Lutz, Pinellas | 2 |
| Lawtey, Union | 2 |
| Lakeland, Hillsborough | 2 |
| Saint Augusaintine Beach, St. Johns | 2 |
| River Ranch, Polk | 2 |
| Seven Springs, Pasco | 2 |
| Orlando, Unknown | 2 |
| Port Saint Lucie, Martin | 2 |
| Port Charlotte, Unknown | 2 |
| Upper Key Largo, Monroe | 2 |
| Village Of Golf, Palm Beach | 2 |
| Clermont, Polk | 2 |
| Doctors Inlet, Clay | 2 |
| Grandin, Putnam | 2 |
| Fort Pierce, Martin | 2 |
| Aripeka, Pasco | 2 |
| Bonifay, Jackson | 2 |
| Inlet Beach, Bay | 2 |
| Johns Pass Village, Pinellas | 2 |
| Laurel, Sarasota | 2 |
| Lecanto, Marion | 2 |
| Ludlam, Dade | 2 |
| Magnolia Square, Osceola | 2 |
| Oklawaha, Marion | 2 |
| Missing, Hernando | 2 |
| West Palm Beach, Dade | 2 |
| Winter Garden, Seminole | 2 |
| Worthington Springs, Union | 2 |
| Switzerland, St. Johns | 2 |
| Tarpon Springs, Pasco | 2 |
| Jacksonville, Dade | 2 |
| Pass, Dade | 2 |
| Missing, St. Johns | 2 |
| Madison, Unknown | 2 |
| Gibsonia, Polk | 2 |
| Florida Power & Light Co, Dade | 2 |
| Citrus Ridge, Indian River | 2 |
| Alligator Point, Wakulla | 2 |
| Woodside, Broward | 2 |
| Lake Harbor, Palm Beach | 2 |
| Lanark Village, Franklin | 2 |
| Fort Walton Beach, Walton | 2 |
| Glen Ridge, Palm Beach | 2 |
| Goldenrod, Seminole | 2 |
| City Of Westlake, Palm Beach | 2 |
| Dunnellon, Levy | 2 |
| Cassadaga, Volusia | 2 |
| Passport, Dade | 2 |
| Pp, Unknown | 2 |
| Scottsmoor, Brevard | 2 |
| Sea Ranch Lakes, Broward | 2 |
| Moore Haven, Hendry | 2 |
| Melbourne, Orange | 2 |
| Miami Beach, Palm Beach | 1 |
| Miami Granders, Dade | 1 |
| Los Angeles, Polk | 1 |
| Miamm, Dade | 1 |

COVID-19: characteristics of 938,830 Florida resident cases

Data through Nov 23, 2020 verified as of Nov 24, 2020 at 09:25 AM

Data in this report are provisional and subject to change.

The table below includes the cities and counties of residence for cases in Florida residents based on the patient's ZIP Code.

Note that city is not always received as part of the initial notification and may be missing while the case is being investigated.

| City and county | Cases |
|--|-------|
| Minneapolis, Collier | 1 |
| Missing, Pinellas | 1 |
| Missing, Sarasota | 1 |
| New Vernon, Sarasota | 1 |
| New York, Broward | 1 |
| Opa Locka, Unknown | 1 |
| Myakka, Duval | 1 |
| Naples, Broward | 1 |
| Naugatuck, Lee | 1 |
| Missing, Clay | 1 |
| Morrisville, Orange | 1 |
| South Otselic, Dade | 1 |
| Saint Petersburg, Dade | 1 |
| San Juan, Osceola | 1 |
| San Pedro Sula, Dade | 1 |
| Port Charlotte Fl, Unknown | 1 |
| Portland, Unknown | 1 |
| Richmond Heights, Dade | 1 |
| Rochester, Lee | 1 |
| Rosemary Beach, Bay | 1 |
| Orlando, Palm Beach | 1 |
| Otter Creek, Levy | 1 |
| Ponce, Orange | 1 |
| Pensacola, Santa Rosa | 1 |
| Aspen, Palm Beach | 1 |
| Bartow, Unknown | 1 |
| Boca Rotan, Unknown | 1 |
| Columbia, Orange | 1 |
| Coral Springs, Unknown | 1 |
| Cornelius, Leon | 1 |
| Crestview, Dade | 1 |
| Dade City, Polk | 1 |
| Dania, Unknown | 1 |
| Darien, Pasco | 1 |
| Fdsf, Unknown | 1 |
| Duke Field Air Force Station, Okaloosa | 1 |
| Deltona , Volusia | 1 |
| Clermont, Unknown | 1 |
| Hilliard, Dade | 1 |
| Hollywood, Leon | 1 |
| Holt, Unknown | 1 |
| Humble, Broward | 1 |
| Fwb, Unknown | 1 |
| Gainesville, Orange | 1 |
| Gastonia, Polk | 1 |
| Lakewood, Unknown | 1 |
| Knoxville, Duval | 1 |
| Green, Clay | 1 |
| Gulf Shores, Escambia | 1 |
| Wimauma, Manatee | 1 |
| Tinley Park, Lee | 1 |
| Unknown, Orange | 1 |
| Wayne, Dade | 1 |
| West Simsbury, Collier | 1 |
| Sumatra, Liberty | 1 |
| Telluride, Lee | 1 |
| Alva, Collier | 1 |
| Alys Beach, Bay | 1 |
| Amelia City, Nassau | 1 |

COVID-19: characteristics of 938,830 Florida resident cases

Data through Nov 23, 2020 verified as of Nov 24, 2020 at 09:25 AM

Data in this report are provisional and subject to change.

The table below includes the cities and counties of residence for cases in Florida residents based on the patient's ZIP Code.

Note that city is not always received as part of the initial notification and may be missing while the case is being investigated.

| City and county | Cases |
|-------------------------------------|-------|
| Apple Creek, Citrus | 1 |
| 333, Unknown | 1 |
| Barberville, Volusia | 1 |
| Chipley, Holmes | 1 |
| Chipley, Jackson | 1 |
| Chattanooga, Dade | 1 |
| Bryn Mawr, Palm Beach | 1 |
| Camden Wyoming, Duval | 1 |
| Colorado Springs, Unknown | 1 |
| Conifer, Lee | 1 |
| Coto Laurel, Lee | 1 |
| Fl State Lot, Leon | 1 |
| Fort Walton Beac, Alachua | 1 |
| Fortlauderdale, Unknown | 1 |
| Ft Pierce, Unknown | 1 |
| Garland, Orange | 1 |
| Hallandate Ben, Unknown | 1 |
| Destin, Unknown | 1 |
| El Paso, Unknown | 1 |
| Everett, Dade | 1 |
| Miami, Monroe | 1 |
| Miamt, Dade | 1 |
| Mid Florida, Seminole | 1 |
| Middleburg, Duval | 1 |
| N/A, Duval | 1 |
| Naples, Alachua | 1 |
| Ocean Breeze, Martin | 1 |
| Pompano Beach, Alachua | 1 |
| Raiford, Bradford | 1 |
| Port Saint Lucie, Indian River | 1 |
| Old Town, Gilchrist | 1 |
| Palm City, Unknown | 1 |
| Oviedo, Leon | 1 |
| Jeffersonville, Broward | 1 |
| Jerome, Collier | 1 |
| Innovation, Pasco | 1 |
| Hickory, Lee | 1 |
| Hialeah, Broward | 1 |
| Homeless, Dade | 1 |
| Live Oak, Columbia | 1 |
| Lauderdale Hill, Unknown | 1 |
| Lake Worth, Broward | 1 |
| Riverview, Manatee | 1 |
| San Diego, Unknown | 1 |
| Russellville, Hillsborough | 1 |
| Saint Augustine, Okaloosa | 1 |
| Steinhatchee, Alachua | 1 |
| Tampa, Manatee | 1 |
| Vero Beach, Brevard | 1 |
| Village Of Palm Springs, Palm Beach | 1 |
| Webster, Pasco | 1 |
| Wilbur By The Sea, Volusia | 1 |
| Willowbrook, Lee | 1 |
| Wellington, Unknown | 1 |
| Woodland Hills, Brevard | 1 |
| Winston Salem, Unknown | 1 |
| Westchester, Dade | 1 |
| Westerville, Hillsborough | 1 |
| Tewksbury, Orange | 1 |

COVID-19: characteristics of 938,830 Florida resident cases

Data through Nov 23, 2020 verified as of Nov 24, 2020 at 09:25 AM

Data in this report are provisional and subject to change.

The table below includes the cities and counties of residence for cases in Florida residents based on the patient's ZIP Code.

Note that city is not always received as part of the initial notification and may be missing while the case is being investigated.

| City and county | Cases |
|---------------------------|-------|
| Tampa Palms, Hillsborough | 1 |
| Soldotna, Broward | 1 |
| Steinhatchee, Madison | 1 |
| Weston, Dade | 1 |
| Wheaton, Lee | 1 |
| Wesley Chapel, Alachua | 1 |
| Milton, Escambia | 1 |
| Naples, Orange | 1 |
| New Richmond, Volusia | 1 |
| Olustee, Baker | 1 |
| Opalocka, Dade | 1 |
| Okeechobee, St. Lucie | 1 |
| Missing, Leon | 1 |
| Pineland, Lee | 1 |
| Palm Coast, Duval | 1 |
| Perry, Leon | 1 |
| Provincetown, Collier | 1 |
| Saint Johns, Orange | 1 |
| San Antonio, Sarasota | 1 |
| San Antonio, Unknown | 1 |
| Sanford, Volusia | 1 |
| Las Vegas, Orange | 1 |
| Melrose, Alachua | 1 |
| Miamf, Dade | 1 |
| Miami G, Dade | 1 |
| Miami, Collier | 1 |
| Marianna, Calhoun | 1 |
| Kingsland, Duval | 1 |
| Kissimmee, Brevard | 1 |
| Lake Placid, Alachua | 1 |
| Haverford, Hillsborough | 1 |
| Hispanic, St. Lucie | 1 |
| Carol Stream, Orange | 1 |
| Charlotte, Pasco | 1 |
| Clear Brook, Lee | 1 |
| Aollywoss, Dade | 1 |
|, Alachua | 1 |
| 99, Unknown | 1 |
| Boca Raton, Unknown | 1 |
| Blowing Rock, Polk | 1 |
| Greenville, Jefferson | 1 |
| Gilmer, Dade | 1 |
| Golden Oak, Orange | 1 |
| Fanning Springs, Levy | 1 |
| Columbus, Brevard | 1 |
| Cookeville, Seminole | 1 |
| Cumberland, Palm Beach | 1 |
| Dade City, Hillsborough | 1 |
| Estero, Collier | 1 |
| Dallas, Lee | 1 |
| Deland, Lake | 1 |
| Deland, Polk | 1 |
| Washington, Unknown | 1 |
| Wekiva Springs, Seminole | 1 |
| West Villages, Sarasota | 1 |
| Wichita, Volusia | 1 |
| Sun City Center, Hardee | 1 |
| Tallahassee, Duval | 1 |
| Tulsa, Orange | 1 |

COVID-19: characteristics of 938,830 Florida resident cases

Data through Nov 23, 2020 verified as of Nov 24, 2020 at 09:25 AM

Data in this report are provisional and subject to change.

The table below includes the cities and counties of residence for cases in Florida residents based on the patient's ZIP Code. Note that city is not always received as part of the initial notification and may be missing while the case is being investigated.

| City and county | Cases |
|--------------------------------|-------|
| Winter Park, Broward | 1 |
| Zolfo Springs, Polk | 1 |
| Port Everglades, Broward | 1 |
| Peoria, Unknown | 1 |
| Orlando, Lake | 1 |
| Portland, Orange | 1 |
| Punta Gorda, Lee | 1 |
| Spring Hill , Hernando | 1 |
| Starke, Clay | 1 |
| Stone Mountain, Palm Beach | 1 |
| Rye, Duval | 1 |
| Saint Petersburg, Hillsborough | 1 |
| Saint Petersburg, St. Lucie | 1 |
| Saxis, Lee | 1 |
| Sebring, Lee | 1 |
| Lewisburg, Pasco | 1 |
| Lake Geneva, Clay | 1 |
| Jerusalem, St. Johns | 1 |
| La Grange, Dade | 1 |
| Lake City, Hamilton | 1 |
| Littleton, Dade | 1 |
| Los Angeles Ca, Unknown | 1 |
| Louisville, Manatee | 1 |
| Marshall, Dade | 1 |
| Miami Gardens, Broward | 1 |
| Miami, Hillsborough | 1 |
| Miami, Orange | 1 |
| Middlesburg, Duval | 1 |
| Missing, Jackson | 1 |
| Mount Pleasant, Gadsden | 1 |
| North Pole, Seminole | 1 |
| North Port, Lee | 1 |
| Navarre, Okaloosa | 1 |
| Newark, Broward | 1 |
| Newburgh, Bay | 1 |
| Palm Coast, Polk | 1 |
| Palm Coast, Volusia | 1 |
| Parker, Dade | 1 |
| Okeechobee, Glades | 1 |
| Oooooo, Unknown | 1 |
| Cypress, Leon | 1 |
| Crestwood, Lee | 1 |
| Clewiston, Glades | 1 |
| Coconut Creek, Unknown | 1 |
| Columbus, Okaloosa | 1 |
| Cartersville, Unknown | 1 |
| Anaheim, Unknown | 1 |
| Athens, Duval | 1 |
| Bogota, Orange | 1 |
| Bronx, Palm Beach | 1 |
| Fort Myers, Unknown | 1 |
| Fort Pierce, Unknown | 1 |
| Deland, St. Lucie | 1 |
| Fairfield, Marion | 1 |
| Homosassa, Hernando | 1 |
| Harrison, Pinellas | 1 |
| Granada Hills, Broward | 1 |
| Hailandale, Unknown | 1 |
| Homeless, Polk | 1 |

COVID-19: characteristics of 938,830 Florida resident cases

Data through Nov 23, 2020 verified as of Nov 24, 2020 at 09:25 AM

Data in this report are provisional and subject to change.

The table below includes the cities and counties of residence for cases in Florida residents based on the patient's ZIP Code.

Note that city is not always received as part of the initial notification and may be missing while the case is being investigated.

| City and county | Cases |
|----------------------------|-------|
| Woodbine, Nassau | 1 |
| West Yarmouth, St. Lucie | 1 |
| Suitland, Volusia | 1 |
| Waipahu, Santa Rosa | 1 |
| Ward, Polk | 1 |
| Venetian Islands, Dade | 1 |
| Venice, Manatee | 1 |
| Syracuse, Polk | 1 |
| Tallahassee, Dade | 1 |
| Tamarac, Dade | 1 |
| Tavares, Orange | 1 |
| Town Of Nocatee, St. Johns | 1 |
| Unkn, Duval | 1 |
| Unknown, Volusia | 1 |
| Saint Joseph, Volusia | 1 |
| Saint Marys, Nassau | 1 |
| Russellville, Bay | 1 |
| San Antonio, Orange | 1 |
| Seminole, Leon | 1 |
| Shirley, Flagler | 1 |
| Homeless, Monroe | 1 |
| Homeless, Pinellas | 1 |
| Hoclywsod, Dade | 1 |
| Hallandale, Unknown | 1 |
| Indian Rocks Beach, Duval | 1 |
| Jefferson, Dade | 1 |
| Jonesboro, Leon | 1 |
| Jupiter, Dade | 1 |
| Jupiter, St. Lucie | 1 |
| Kenilworth, Leon | 1 |
| Greensburg, Palm Beach | 1 |
| Greenwood, Leon | 1 |
| Fort Lauderdale, Leon | 1 |
| Fort White, Clay | 1 |
| Hernando, Marion | 1 |
| Hialeah, Collier | 1 |
| Garden City, Alachua | 1 |
| Gaylord, Orange | 1 |
| Forest City, Seminole | 1 |
| Far Rockaway, Dade | 1 |
| Carmel, Orange | 1 |
| Chicago, Unknown | 1 |
| Caracas, Dade | 1 |
| Alpharetta, Broward | 1 |
| Asheville, Highlands | 1 |
| Bartow, Hardee | 1 |
| Boca Raton, Broward | 1 |
| Brandon, Unknown | 1 |
| Brooklyn, Lee | 1 |
| Dallas, Hernando | 1 |
| Coconut Ck, Unknown | 1 |
| Copeland, Collier | 1 |
| Downingtown, Hillsborough | 1 |
| Deer Park, Dade | 1 |
| Deerfield Beach, Unknown | 1 |
| Deland, Seminole | 1 |
| North Palm Beach, Orange | 1 |
| Northport, Sarasota | 1 |
| Orlando, Dade | 1 |

COVID-19: characteristics of 938,830 Florida resident cases

Data through Nov 23, 2020 verified as of Nov 24, 2020 at 09:25 AM

Data in this report are provisional and subject to change.

The table below includes the cities and counties of residence for cases in Florida residents based on the patient's ZIP Code.

Note that city is not always received as part of the initial notification and may be missing while the case is being investigated.

| City and county | Cases |
|-------------------------------|-------|
| Orlando, Volusia | 1 |
| Orlo Vista, Orange | 1 |
| Other, Dade | 1 |
| Orange City, Monroe | 1 |
| Piasa, Putnam | 1 |
| Pass-A-Grille Beach, Pinellas | 1 |
| Pensacola Beach, Escambia | 1 |
| Port Saint Lucie, Palm Beach | 1 |
| Prattville, Hillsborough | 1 |
| Prestonsburg, Bay | 1 |
| Quincy, Jackson | 1 |
| Rapid City, Broward | 1 |
| Red Bay, Holmes | 1 |
| Lady Lake, Marion | 1 |
| Lake Butler, Alachua | 1 |
| Lakeland, Unknown | 1 |
| Key West, Duval | 1 |
| Keystone Heights, Bradford | 1 |
| Kingsland, Nassau | 1 |
| Knoxville, Bay | 1 |
| Milford, Lee | 1 |
| Micanopy, Marion | 1 |
| Moore Haven, Okeechobee | 1 |
| Mckinney, Broward | 1 |
| Miamc, Dade | 1 |
| Lloyd, Jefferson | 1 |
| Los Angeles, Dade | 1 |
| Floral, Okaloosa | 1 |
| Gurabo, Orange | 1 |
| Columbia, Volusia | 1 |
| Cincinnati, Dade | 1 |
| Champions Gate, Osceola | 1 |
| Dracut, Orange | 1 |
| Davie, Unknown | 1 |
| Dayton, Orange | 1 |
| 1, Charlotte | 1 |
| Alva, Escambia | 1 |
| Arcadia, Highlands | 1 |
| Babcock Ranch, Charlotte | 1 |
| Baker, Santa Rosa | 1 |
| Belmont, Santa Rosa | 1 |
| Blountstown, Broward | 1 |
| Bronson, Alachua | 1 |
| Brooker, Alachua | 1 |
| Bonita, Lee | 1 |
| Brandon, Pinellas | 1 |
| Melrose, Clay | 1 |
| Macclenny, Duval | 1 |
| Mayaguez, Dade | 1 |
| Longwood, Broward | 1 |
| Lucedale, St. Lucie | 1 |
| Kissimmee, Unknown | 1 |
| Interlachen, Duval | 1 |
| Hosford, Calhoun | 1 |
| Hialeahgardens, Dade | 1 |
| Powell, Lee | 1 |
| Panama City, Unknown | 1 |
| Pensacola, Sumter | 1 |
| Perth Amboy, Hillsborough | 1 |

COVID-19: characteristics of 938,830 Florida resident cases

Data through Nov 23, 2020 verified as of Nov 24, 2020 at 09:25 AM

Data in this report are provisional and subject to change.

The table below includes the cities and counties of residence for cases in Florida residents based on the patient's ZIP Code.

Note that city is not always received as part of the initial notification and may be missing while the case is being investigated.

| City and county | Cases |
|--------------------------------|-------|
| Paducah, Manatee | 1 |
| Orlando, Broward | 1 |
| Orlando, Lee | 1 |
| Oldsrav, Manatee | 1 |
| North Laud, Unknown | 1 |
| Monroe, Hillsborough | 1 |
| North Brunswick, Monroe | 1 |
| Missing, Citrus | 1 |
| Missing, Lake | 1 |
| Middletown, Osceola | 1 |
| Wtixrat, Dade | 1 |
| Ventura, Orange | 1 |
| Westlake Village, Unknown | 1 |
| Watersound, Bay | 1 |
| Trenton, Dixie | 1 |
| Unknown, Unknown | 1 |
| Unk, Duval | 1 |
| Umatilla, Marion | 1 |
| Sunrtise, Dade | 1 |
| Toms River, Lee | 1 |
| Tourist, Dade | 1 |
| Sanford, Orange | 1 |
| Sharpes, Brevard | 1 |
| Puerto Rico, Unknown | 1 |
| Randolph, Orange | 1 |
| Saint Petersburg, Charlotte | 1 |
| Saint Lucie Village, St. Lucie | 1 |
| Greensboro, Leon | 1 |
| Fort Lauderdale, Orange | 1 |
| Glen Cove, Unknown | 1 |
| Glen Saint Mary, Duval | 1 |
| Gainesville, Levy | 1 |
| Fleming Island, Duval | 1 |
| Farragut, Lee | 1 |
| Dade City, Unknown | 1 |
| Deerfield Beach, Polk | 1 |
| Defuniak Springs, Okaloosa | 1 |
| Clearwater, Leon | 1 |
| Crescent Beach, Sarasota | 1 |
| Crestview, Broward | 1 |
| Crestview, Walton | 1 |
| Cross Key, Monroe | 1 |
| Crystal River, Marion | 1 |
| Bradenton, Lee | 1 |
| Callahan, Duval | 1 |
| Bogota, Unknown | 1 |
| Bowling Green, Polk | 1 |
| Atlanta, Walton | 1 |
| Attalla, Broward | 1 |
| Orlando, Polk | 1 |
| Oviedo, Lake | 1 |
| Panomo City, Bay | 1 |
| North Porte, Unknown | 1 |
| Notrealville, Polk | 1 |
| Okeechobi, Unknown | 1 |
| Mount Vernon, Volusia | 1 |
| Mukilteo, Lee | 1 |
| Mulberry, Hillsborough | 1 |
| N/A, Unknown | 1 |

COVID-19: characteristics of 938,830 Florida resident cases

Data through Nov 23, 2020 verified as of Nov 24, 2020 at 09:25 AM

Data in this report are provisional and subject to change.

The table below includes the cities and counties of residence for cases in Florida residents based on the patient's ZIP Code. Note that city is not always received as part of the initial notification and may be missing while the case is being investigated.

| City and county | Cases |
|----------------------------|-------|
| Monument, Broward | 1 |
| Mokena, Lee | 1 |
| North Brunswick, St. Lucie | 1 |
| North Lauderdale, Unknown | 1 |
| Morrisville, Palm Beach | 1 |
| Miamksaohes, Dade | 1 |
| Missing, Putnam | 1 |
| Miami Dade, Unknown | 1 |
| Metter, Manatee | 1 |
| Inglis, Citrus | 1 |
| Irmo, Unknown | 1 |
| Island Grove, Alachua | 1 |
| Jacksonville, Baker | 1 |
| Key West, Palm Beach | 1 |
| Kilgore, Dade | 1 |
| Jupiter Inlet, Palm Beach | 1 |
| Lima, Volusia | 1 |
| Macclenny, Dixie | 1 |
| Madison, Jefferson | 1 |
| Surprise, Unknown | 1 |
| Syracuse, Unknown | 1 |
| Sarasota, Unknown | 1 |
| St Cloud, Orange | 1 |
| St Petersburg., Pinellas | 1 |
| San Marcos, Unknown | 1 |
| Pooler, Broward | 1 |
| Port Canaveral, Brevard | 1 |
| Saint Petersburg, Bay | 1 |
| Pensacola, Dade | 1 |
| Plantation Key, Monroe | 1 |
| Plantation, Leon | 1 |
| Ridgewood, Lee | 1 |
| Vernon, Walton | 1 |
| Unknown, Manatee | 1 |
| Twentynine Palms, Broward | 1 |
| Winfield, Hillsborough | 1 |
| Winter Garden, Unknown | 1 |
| Xifamk, Dade | 1 |
| Jupiter, Pinellas | 1 |
| Kansas City, Palm Beach | 1 |
| Indianapolis, Lee | 1 |
| Jena, Taylor | 1 |
| Lake Worth, Unknown | 1 |
| Land, Unknown | 1 |
| Fort Lauderdale, Lee | 1 |
| Fort Pierce, Brevard | 1 |
| Fort Worth, Broward | 1 |
| Franklin, Orange | 1 |
| Gainesville, Santa Rosa | 1 |
| High Springs, Columbia | 1 |
| Holbrook, St. Lucie | 1 |
| Gwynn Oak, Polk | 1 |
| East Rockland Key, Monroe | 1 |
| Crescent City, Marion | 1 |
| Crestview, Unknown | 1 |
| Coal City, Pasco | 1 |
| Celebration, Orange | 1 |
| Delray Beach, Broward | 1 |
| Boys Ranch, Suwannee | 1 |

COVID-19: characteristics of 938,830 Florida resident cases

Data through Nov 23, 2020 verified as of Nov 24, 2020 at 09:25 AM

Data in this report are provisional and subject to change.

The table below includes the cities and counties of residence for cases in Florida residents based on the patient's ZIP Code.

Note that city is not always received as part of the initial notification and may be missing while the case is being investigated.

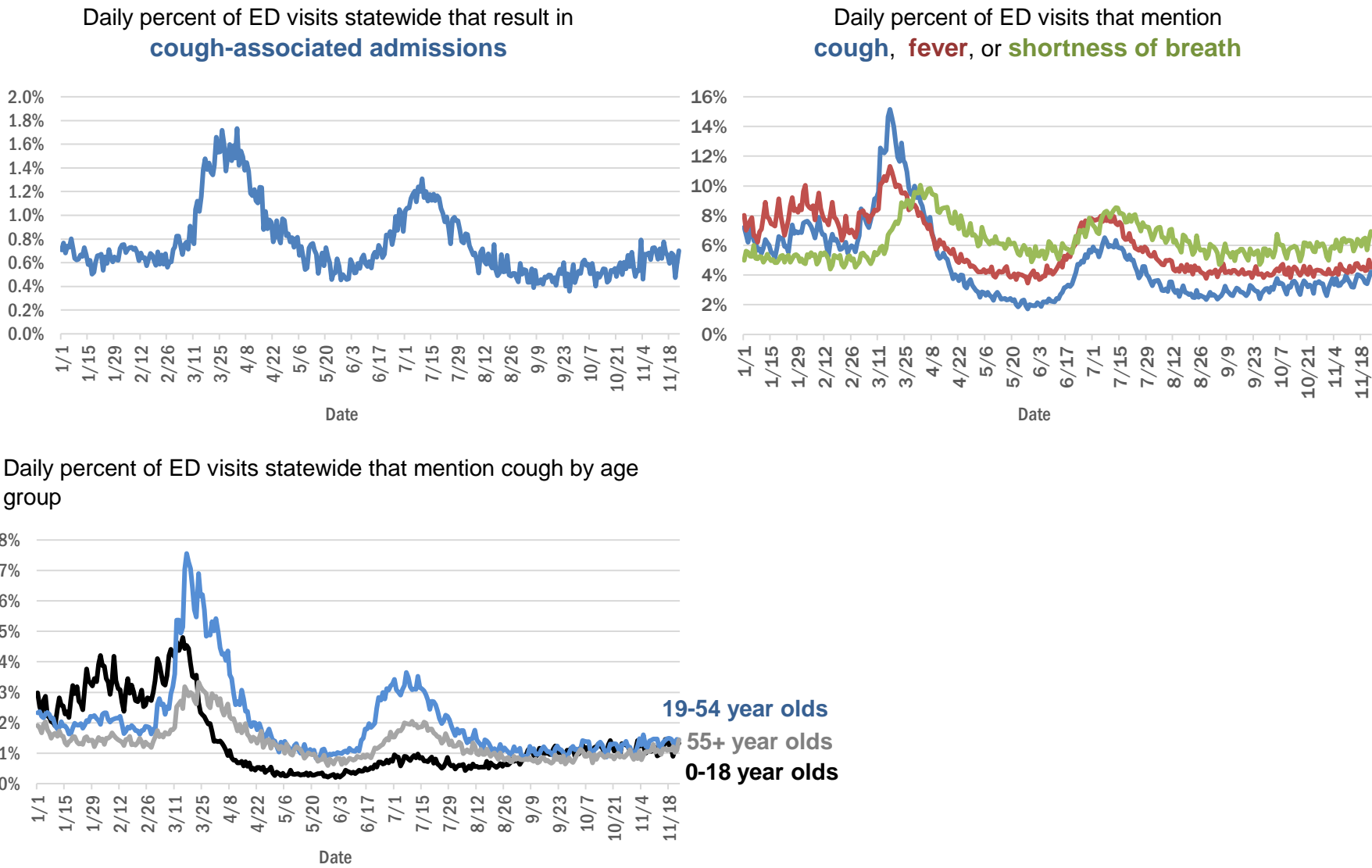
| City and county | Cases |
|------------------------------------|---------|
| Big Torch Key, Monroe | 1 |
| Boca Raton, Lee | 1 |
| Bonifay, Unknown | 1 |
| Arabi, Orange | 1 |
| Austin, Dade | 1 |
| Addison, Pasco | 1 |
| Alford, Washington | 1 |
| Apo, Collier | 1 |
| Littleton, St. Johns | 1 |
| Los Angeles, Orange | 1 |
| Mattoon, Lee | 1 |
| Marianna, Washington | 1 |
| Mary Esther, Hillsborough | 1 |
| Newaygo, Charlotte | 1 |
| Na, Dade | 1 |
| Milford, Bay | 1 |
| Painted Post, Pasco | 1 |
| Palatka, Marion | 1 |
| North Port, Charlotte | 1 |
| Stiamk, Dade | 1 |
| Surfside Beach, Orange | 1 |
| Sun City Center, Lee | 1 |
| Saint Petersburg, Duval | 1 |
| Roswell, Bay | 1 |
| Ruskin, Manatee | 1 |
| Pompano Beach, Dade | 1 |
| Pompano Beach, Osceola | 1 |
| Pensacola Naval Hospital, Escambia | 1 |
| Port Saint Lucie, Marion | 1 |
| Port St Luce, Unknown | 1 |
| Port St. Lucie, St. Lucie | 1 |
| Rivera Beach, Unknown | 1 |
| Okeechobee, Highlands | 1 |
| Port Charlotte, Lee | 1 |
| Unknown, Duval | 1 |
| Tavares, Unknown | 1 |
| Temple, Palm Beach | 1 |
| West Hollywood, Broward | 1 |
| Weston, Unknown | 1 |
| Wildwood, Lee | 1 |
| West Palm Beach, Unknown | 1 |
| Winnetka, Dade | 1 |
| Winter Springs, Orange | 1 |
| Youngstown, Washington | 1 |
| Total | 938,830 |

COVID-19: additional surveillance information

Data through Nov 23, 2020 verified as of Nov 24, 2020 at 09:25 AM

Data in this report are provisional and subject to change.

Statewide emergency department (ED) chief complaint and admission data



The Electronic Surveillance System for the Early Notification of Community-Based Epidemics (ESSENCE-FL) includes chief complaint data from 211 of 211 Florida EDs. Data are transmitted electronically to ESSENCE-FL daily or hourly.

COVID-19: testing by laboratory

Data through Nov 23, 2020 verified as of Nov 24, 2020 at 09:25 AM

Data in this report are provisional and subject to change.

The numbers in the table below represent the number of Florida and non-Florida residents for whom test results were received by the Department of Health. A person can be tested by more than one laboratory and can have both positive and negative results. **Therefore, the sum of the numbers in each column will be larger than the total number of people tested.**

| Reporting lab | Inconclusive | Negative | Positive | Percent positive | Total |
|---|--------------|-----------|----------|------------------|-----------|
| LABORATORY CORPORATION OF AMERICA | 1,950 | 1,192,070 | 146,202 | 11% | 1,340,222 |
| QUEST DIAGNOSTICS | 9,019 | 1,090,048 | 149,534 | 12% | 1,248,601 |
| BIO REFERENCE LABORATORIES, INC | 7,225 | 692,205 | 125,523 | 15% | 824,953 |
| CURATIVE LABS | 6,902 | 628,316 | 69,639 | 10% | 704,857 |
| GENETWORX | 661 | 390,585 | 32,913 | 8% | 424,159 |
| REALTOX LABS LLC | 3,773 | 333,184 | 53,360 | 14% | 390,317 |
| HELIX | 2,171 | 201,105 | 27,793 | 12% | 231,069 |
| RCA LABORATORY SERVICES, LLC | | 152,442 | 8,779 | 5% | 161,221 |
| IMPACT HEALTH BIOMETRIC TESTING, INC | 805 | 130,089 | 12,201 | 9% | 143,095 |
| ELABNETWORK | 1,058 | 130,067 | 10,727 | 8% | 141,852 |
| MAKO GENOMICS | 5,681 | 109,808 | 17,653 | 13% | 133,142 |
| NORTHWEST LABORATORY | 244 | 120,280 | 6,644 | 5% | 127,168 |
| ADVENT HEALTH LAB | 112 | 101,260 | 13,957 | 12% | 115,329 |
| BPHL-JACKSONVILLE | 18 | 99,641 | 15,289 | 13% | 114,948 |
| MAYO CLINIC LABORATORIES | 263 | 103,179 | 10,410 | 9% | 113,852 |
| MEDICAL DIAGNOSTIC LABORATORIES | 967 | 97,446 | 13,947 | 12% | 112,360 |
| EAST FLORIDA STATE COLLEGE - BREVARD | | 98,894 | 12,096 | 11% | 110,990 |
| BAYCARE LABORATORIES LLC | 432 | 92,512 | 7,762 | 8% | 100,706 |
| ADVENTHEALTH LAB | 97 | 90,670 | 8,702 | 9% | 99,469 |
| BIOCOLLECTIONS WORLDWIDE, INC | 556 | 84,831 | 11,170 | 12% | 96,557 |
| MEMORIAL REGIONAL HOSPITAL SOUTH | 22 | 79,817 | 15,833 | 17% | 95,672 |
| KORVALABS, INC | 1,245 | 89,745 | 4,536 | 5% | 95,526 |
| BPHL-MIAMI | 225 | 79,737 | 12,727 | 14% | 92,689 |
| ASCENSION SACRED HEART HOSPITAL - PENSACOLA | 2 | 80,156 | 9,772 | 11% | 89,930 |
| ORLANDO HEALTH SYSTEM | 568 | 80,305 | 7,673 | 9% | 88,546 |
| SUNPATH MEDICAL DIAGNOSTICS LABORATORY | 666 | 64,378 | 9,158 | 12% | 74,202 |
| TAMPA GENERAL HOSPITAL | 4 | 65,938 | 5,015 | 7% | 70,957 |
| UF HEALTH MEDICAL LAB | 33 | 65,366 | 5,178 | 7% | 70,577 |
| DIATHERIX LABORATORIES | | 58,895 | 8,013 | 12% | 66,908 |
| BPHL-TAMPA (SPECTRUM BLVD) | 45 | 55,888 | 9,067 | 14% | 65,000 |
| TESTING MATTERS INC | 19 | 55,740 | 6,818 | 11% | 62,577 |
| FULGENT DIAGNOSTICS LABORATORY | 952 | 54,833 | 3,958 | 7% | 59,743 |
| AKESOGEN | | 45,830 | 7,051 | 13% | 52,881 |
| ARUP LABORATORIES | 15 | 49,583 | 2,864 | 5% | 52,462 |
| ASCENSION ST VINCENT'S - RIVERSIDE | 1 | 46,185 | 5,097 | 10% | 51,283 |
| JACKSON MEMORIAL HOSPITAL CLINICAL LAB | 79 | 42,912 | 8,091 | 16% | 51,082 |
| AMERICAN HEALTH ASSOCIATES | 9 | 47,108 | 3,464 | 7% | 50,581 |
| BAPTIST HEALTH SOUTH FLORIDA | 181 | 41,995 | 6,390 | 13% | 48,566 |
| UF HEALTH SHANDS HOSPITAL | 284 | 44,359 | 2,583 | 5% | 47,226 |
| LAKELAND REGIONAL MEDICAL CENTER | 113 | 41,406 | 4,422 | 10% | 45,941 |
| VIRACOR EUROFINS | | 34,416 | 9,649 | 22% | 44,065 |
| AIT LABORATORIES | | 37,870 | 4,241 | 10% | 42,111 |
| ORANGE COUNTY CONVENTION CENTER | | 33,330 | 3,644 | 10% | 36,974 |
| MIAMI DADE COUNTY | | 32,093 | 3,527 | 10% | 35,620 |
| TALLAHASSEE MEMORIAL HOSPITAL | 137 | 30,879 | 3,422 | 10% | 34,438 |
| BAPTIST HEALTH - JACKSONVILLE | 4 | 31,486 | 2,020 | 6% | 33,510 |
| APPLIED INGENUITY DIAGNOSTICS LLC | | 30,888 | 1,551 | 5% | 32,439 |

COVID-19: testing by laboratory

Data through Nov 23, 2020 verified as of Nov 24, 2020 at 09:25 AM

Data in this report are provisional and subject to change.

The numbers in the table below represent the number of Florida and non-Florida residents for whom test results were received by the Department of Health. A person can be tested by more than one laboratory and can have both positive and negative results. **Therefore, the sum of the numbers in each column will be larger than the total number of people tested.**

| Reporting lab | Inconclusive | Negative | Positive | Percent positive | Total |
|--|--------------|----------|----------|------------------|--------|
| WALGREENS | 30 | 26,787 | 4,848 | 15% | 31,665 |
| SOUTH MIAMI HOSPITAL LAB | 120 | 28,075 | 3,367 | 11% | 31,562 |
| NOMIHEALTH | | 27,610 | 2,956 | 10% | 30,566 |
| LEE HEALTH - CAPE CORAL HOSPITAL | 3 | 25,477 | 3,943 | 13% | 29,423 |
| BROWARD GENERAL MEDICAL CENTER-CLINICAL LAB | 2 | 24,911 | 2,526 | 9% | 27,439 |
| UNIVERSITY OF MIAMI HOSPITAL | 32 | 23,962 | 2,583 | 10% | 26,577 |
| SARASOTA MEMORIAL HOSPITAL MAIN LAB | 12 | 24,771 | 1,771 | 7% | 26,554 |
| MILLENNIUM PHYSICIAN GROUP | 16 | 22,703 | 3,612 | 14% | 26,331 |
| UF HEALTH JACKSONVILLE | 37 | 23,116 | 2,007 | 8% | 25,160 |
| NICKLAUS CHILDREN'S HOSPITAL | 50 | 20,995 | 3,042 | 13% | 24,087 |
| FLORIDA HOSPITAL - TAMPA | 37 | 21,836 | 1,769 | 7% | 23,642 |
| ECCO LAB GROUP CO | 358 | 19,574 | 3,566 | 15% | 23,498 |
| STATLAB_MOBILE | 1 | 18,870 | 1,882 | 9% | 20,753 |
| ADVENT HEALTH - DAYTONA BEACH | 32 | 18,878 | 1,389 | 7% | 20,299 |
| NORTH FLORIDA REGIONAL MEDICAL CENTER | | 18,465 | 1,804 | 9% | 20,269 |
| MOUNT SINAI MEDICAL CENTER | 7 | 18,518 | 1,724 | 9% | 20,249 |
| ACCESS DX LABORATORY | 188 | 17,966 | 1,818 | 9% | 19,972 |
| BRANDON REGIONAL HOSPITAL | | 17,301 | 2,070 | 11% | 19,371 |
| ST JOSEPHS HOSPITAL LABORATORY | 17 | 17,034 | 2,185 | 11% | 19,236 |
| INGENIOUS PERSONALIZED MEDICINE | 115 | 16,026 | 2,925 | 15% | 19,066 |
| PALMETTO GENERAL HOSPITAL LAB | 3 | 15,618 | 3,327 | 18% | 18,948 |
| NAPLES COMMUNITY HOSPITAL | 56 | 16,664 | 1,698 | 9% | 18,418 |
| JFK MEDICAL CENTER LAB | 1 | 16,237 | 2,036 | 11% | 18,274 |
| JUPITER MEDICAL CENTER LAB | 48 | 16,399 | 1,445 | 8% | 17,892 |
| LAB DIAGNOSTICS LLC | 361 | 12,223 | 5,100 | 29% | 17,684 |
| BIOCERNA LABS | 461 | 14,582 | 2,113 | 12% | 17,156 |
| PANCARE OF FLORIDA INC | | 15,142 | 1,508 | 9% | 16,650 |
| AVENTUS BIO LABS | 16 | 14,347 | 1,887 | 12% | 16,250 |
| PATIENTS FIRST LAKE ELLA MEDICAL CENTER PA | | 13,647 | 2,430 | 15% | 16,077 |
| INTEGRATED REGIONAL LABORATORIES LLP | | 13,903 | 1,962 | 12% | 15,865 |
| DRS CLACK SPENCER WHITE & MCCORMACK PA D/B/A | | 14,246 | 1,277 | 8% | 15,523 |
| GENESIS REFERENCE LABORATORIES | | 14,198 | 1,109 | 7% | 15,307 |
| SAINT MARY'S MEDICAL CENTER | 21 | 13,211 | 1,587 | 11% | 14,819 |
| INDIAN RIVER MEDICAL CENTER LAB | | 13,669 | 835 | 6% | 14,504 |
| MORTON PLANT HOSPITAL-ADLER INSTITUTE | 8 | 12,976 | 1,138 | 8% | 14,122 |
| WELLINGTON REGIONAL MED CTR LAB | 5 | 11,552 | 1,407 | 11% | 12,964 |
| CLEVELAND CLINIC HOSPITAL LAB | 4 | 11,414 | 1,389 | 11% | 12,807 |
| LEESBURG REGIONAL MEDICAL CENTER | | 11,234 | 1,120 | 9% | 12,354 |
| EXACT SCIENCES LABORATORIES | | 11,380 | 779 | 6% | 12,159 |
| PWNHEALTH | 17 | 11,443 | 640 | 5% | 12,100 |
| FLORIDA HOSPITAL WATERMAN LABORATORY | 70 | 10,998 | 855 | 7% | 11,923 |
| OSCEOLA REGIONAL MEDICAL CENTER | 1 | 10,449 | 1,421 | 12% | 11,871 |
| ST MARKS HOSPITAL LABORATORY B | 78 | 10,627 | 1,002 | 9% | 11,707 |
| HOMESTEAD HOSPITAL CLINICAL LABORATORY | 23 | 9,680 | 1,993 | 17% | 11,696 |

COVID-19: testing by laboratory

Data through Nov 23, 2020 verified as of Nov 24, 2020 at 09:25 AM

Data in this report are provisional and subject to change.

The numbers in the table below represent the number of Florida and non-Florida residents for whom test results were received by the Department of Health. A person can be tested by more than one laboratory and can have both positive and negative results. **Therefore, the sum of the numbers in each column will be larger than the total number of people tested.**

| Reporting lab | Inconclusive | Negative | Positive | Percent positive | Total |
|--|--------------|----------|----------|------------------|--------|
| MEMORIAL HOSPITAL JACKSONVILLE | 8 | 9,506 | 1,734 | 15% | 11,248 |
| PWN HEALTH | 17 | 8,910 | 1,980 | 18% | 10,907 |
| HOLY CROSS HOSPITAL CLINICAL LAB | 1 | 10,222 | 532 | 5% | 10,755 |
| RUTGERS CLINICAL GENOMICS LABORATORY | 43 | 10,343 | 365 | 3% | 10,751 |
| MEMORIAL REGIONAL HOSPITAL CLINICAL LABORATORY | 10 | 9,981 | 679 | 6% | 10,670 |
| LEE HEALTH - LEE MEMORIAL HOSPITAL | | 8,069 | 2,503 | 24% | 10,572 |
| LARKIN COMMUNITY HOSPITAL INC DBA CARDIOTROPIC | | 6,820 | 3,623 | 35% | 10,443 |
| WEST KENDALL BAPTIST HOSPITAL | 8 | 8,550 | 1,842 | 18% | 10,400 |
| DELRAY MEDICAL CENTER LAB | 3 | 9,377 | 932 | 9% | 10,312 |
| HEALTHLINK DIAGNOSTIC LABORATORIES | 27 | 9,609 | 495 | 5% | 10,131 |
| NORTHWEST MEDICAL CENTER | 1 | 8,852 | 1,226 | 12% | 10,079 |
| PRIVA PATH LABS | 43 | 9,586 | 445 | 4% | 10,074 |
| ORANGE PARK MEDICAL CENTER | 9 | 8,456 | 1,530 | 15% | 9,995 |
| LAWNWOOD REGIONAL MEDICAL CENTER | 1 | 8,773 | 1,192 | 12% | 9,966 |
| SRQ DRIVE THROUGH☐ | | 8,944 | 901 | 9% | 9,845 |
| BETHESDA HOSPITAL EAST | | 8,976 | 801 | 8% | 9,777 |
| WATSON CLINIC LLP | | 8,432 | 1,318 | 14% | 9,750 |
| STS LAB 2 LLC | 6 | 9,443 | 191 | 2% | 9,640 |
| ST ANTHONY'S HOSPITAL LAB | 12 | 8,635 | 978 | 10% | 9,625 |
| HEALTH CENTER AT SINAI RESIDENCES | | 9,485 | 132 | 1% | 9,617 |
| BAPTIST HEALTH - SOUTH | | 8,969 | 638 | 7% | 9,607 |
| PALM BEACH BALL PARK | | 8,604 | 989 | 10% | 9,593 |
| OAK HILL HOSPITAL | | 8,704 | 862 | 9% | 9,566 |
| WINTER HAVEN HOSPITAL CLINICAL LABORATORY | 3 | 8,153 | 1,325 | 14% | 9,481 |
| COAST DIAGNOSTICS LLC | 26 | 8,660 | 633 | 7% | 9,319 |
| LARKIN COMMUNITY HOSPITAL | 10 | 8,042 | 1,247 | 13% | 9,299 |
| AVECINA | 17 | 8,610 | 522 | 6% | 9,149 |
| LARGO MEDICAL CENTER | | 8,267 | 837 | 9% | 9,104 |
| GOOD SAMARITAN MEDICAL CENTER LAB | 1 | 7,911 | 1,173 | 13% | 9,085 |
| REAL DIAGNOSTICS | 80 | 8,204 | 758 | 8% | 9,042 |
| UHEALTH CORAL GABLES/LENNAR MED CTR | 3 | 8,432 | 509 | 6% | 8,944 |
| BAYFRONT HEALTH - ST PETERSBURG | 16 | 7,396 | 1,269 | 15% | 8,681 |
| WESTSIDE REGIONAL MED CTR | 2 | 7,465 | 1,200 | 14% | 8,667 |
| MEASE COUNTRYSIDE LAB | 1 | 7,845 | 732 | 9% | 8,578 |
| ST JOSEPHS HOSPITAL | 8 | 7,531 | 941 | 11% | 8,480 |
| MERCY HOSPITAL A CAMPUS OF PLANTATION GEN HOSP LAB | 1 | 7,116 | 1,344 | 16% | 8,461 |
| BOSTON HEART DIAGNOSTICS CORP | | 7,279 | 1,134 | 13% | 8,413 |
| GULF COAST MEDICAL CENTER MICROLAB | | 6,576 | 1,787 | 21% | 8,363 |
| CLEVELAND CLINIC TRADITION HOSPITAL | | 7,898 | 457 | 5% | 8,355 |
| AEGIS SCIENCES CORPORATION | 37 | 7,426 | 743 | 9% | 8,206 |
| PALMS WEST HOSPITAL LAB | 2 | 7,048 | 1,138 | 14% | 8,188 |
| AVECINA MEDICAL OAKLEAF | 3 | 6,933 | 1,211 | 15% | 8,147 |
| MEDICAL CENTER OF TRINITY CLINICAL LABORATORY | 1 | 7,340 | 726 | 9% | 8,067 |
| HALIFAX MEDICAL CENTER LAB | 33 | 6,830 | 1,081 | 14% | 7,944 |
| WEST BOCA MEDICAL CENTER LAB | | 7,326 | 616 | 8% | 7,942 |

COVID-19: testing by laboratory

Data through Nov 23, 2020 verified as of Nov 24, 2020 at 09:25 AM

Data in this report are provisional and subject to change.

The numbers in the table below represent the number of Florida and non-Florida residents for whom test results were received by the Department of Health. A person can be tested by more than one laboratory and can have both positive and negative results. **Therefore, the sum of the numbers in each column will be larger than the total number of people tested.**

| Reporting lab | Inconclusive | Negative | Positive | Percent positive | Total |
|--|--------------|----------|----------|------------------|-------|
| THE VILLAGES REGIONAL HOSPITAL | | 7,402 | 530 | 7% | 7,932 |
| CORAL GABLES HOSPITAL CLINICAL LABORATORY | | 6,673 | 1,254 | 16% | 7,927 |
| WEST FLORIDA HOSPITAL LAB | | 6,487 | 1,405 | 18% | 7,892 |
| REGIONAL MEDCIAL CENTER BAYONET POINT | 2 | 7,365 | 462 | 6% | 7,829 |
| MANATEE MEMORIAL HOSPITAL | | 7,200 | 605 | 8% | 7,805 |
| FLORIDA HOSPITAL HEARTLAND MED CTR CLINICAL LAB | 33 | 6,851 | 903 | 12% | 7,787 |
| NCH NORTH NAPLES HOSPITAL LAB | 15 | 6,733 | 822 | 11% | 7,570 |
| ADVENT HEALTH - WESLEY CHAPEL | 14 | 6,995 | 548 | 7% | 7,557 |
| Capital Regional Medical Ctr | | 6,243 | 1,304 | 17% | 7,547 |
| AVENTURA HOSPITAL LAB | | 6,131 | 1,378 | 18% | 7,509 |
| BAPTIST HEALTHCARE - BAPTIST HOSPITAL | 4 | 6,353 | 1,141 | 15% | 7,498 |
| BLAKE MEDICAL CENTER | | 6,533 | 917 | 12% | 7,450 |
| PALM BEACH GARDENS MEDICAL CTR LAB | | 6,808 | 635 | 9% | 7,443 |
| LEE HEALTH - HEALTH PARK MEDICAL CENTER | | 6,231 | 1,194 | 16% | 7,425 |
| NIGHT LITE PEDIATRICS | 4 | 5,736 | 1,582 | 22% | 7,322 |
| DOCTORS HOSPITAL | 4 | 5,980 | 1,091 | 15% | 7,075 |
| AVECINA MEDICAL | 4 | 5,950 | 1,007 | 14% | 6,961 |
| FLORIDA HOSPITAL FLAGLER | 29 | 6,483 | 425 | 6% | 6,937 |
| ACCESS MEDICAL LABORATORIES | | 4,268 | 2,461 | 37% | 6,729 |
| INFORM DIAGNOSTICS, INC | | 6,354 | 337 | 5% | 6,691 |
| LUMINUS DIAGNOSTICS | | 6,142 | 529 | 8% | 6,671 |
| LAKE CITY MEDICAL CENTER | | 5,251 | 1,218 | 19% | 6,469 |
| VISTA CLINICAL DIAGNOSTICS | 42 | 6,034 | 366 | 6% | 6,442 |
| FLORIDA MEDICAL CENTER - A CAMPUS OF NORTH SHORE | 2 | 5,598 | 777 | 12% | 6,377 |
| PLANTATION GENERAL HOSPITAL | | 5,342 | 1,009 | 16% | 6,351 |
| CORAL SPRINGS MED CTR | | 5,757 | 572 | 9% | 6,329 |
| NORTH SHORE MEDICAL CENTER | | 5,203 | 1,074 | 17% | 6,277 |
| NORTHSIDE HOSPITAL AND HEART INSTITUTE | | 5,665 | 597 | 10% | 6,262 |
| ALL CHILDREN'S HOSPITAL | | 5,902 | 319 | 5% | 6,221 |
| FLORIDA HOSPITAL ZEPHYRHILLS | 10 | 5,720 | 466 | 8% | 6,196 |
| NEMOURS CHILDRENS HOSPITAL | | 5,988 | 191 | 3% | 6,179 |
| FLORIDA HOSPITAL DELAND | 10 | 5,383 | 782 | 13% | 6,175 |
| BROWARD HEALTH NORTH CLINICAL LABORATORY | | 5,395 | 687 | 11% | 6,082 |
| NONA SCIENTIFIC | 4 | 4,967 | 1,095 | 18% | 6,066 |
| FLORIDA HOSPITAL OF CARROLLWOOD | 22 | 5,228 | 636 | 11% | 5,886 |
| CENTRAL FLORIDA REGIONAL HOSPITAL | | 5,265 | 524 | 9% | 5,789 |
| VISTA CLINICAL | 6 | 3,128 | 2,652 | 46% | 5,786 |
| MEMORIAL HOSPITAL WEST LABORATORY SERVICES | 14 | 5,208 | 509 | 9% | 5,731 |
| CLEVELAND CLINIC MARTIN SOUTH HOSPITAL | 1 | 5,147 | 450 | 8% | 5,598 |
| OCALA REGIONAL MEDICAL CENTER | | 4,910 | 589 | 11% | 5,499 |
| UNITED CLINICAL LABORATORY LLC | 2 | 4,499 | 945 | 17% | 5,446 |
| WEST PALM HOSPITAL LAB | | 4,969 | 418 | 8% | 5,387 |
| LEE HEALTH - GULF COAST MEDICAL CENTER | 2 | 4,386 | 918 | 17% | 5,306 |
| BAPTIST HEALTH - BEACHES | | 4,950 | 340 | 6% | 5,290 |
| INDIAN RIVER PATHOLOGY LLC | | 4,870 | 387 | 7% | 5,257 |
| MARTIN HOSPITAL SOUTH LAB | | 4,966 | 279 | 5% | 5,245 |
| GENOVA DIAGNOSTICS LABORATORY | 13 | 4,754 | 308 | 6% | 5,075 |

COVID-19: testing by laboratory

Data through Nov 23, 2020 verified as of Nov 24, 2020 at 09:25 AM

Data in this report are provisional and subject to change.

The numbers in the table below represent the number of Florida and non-Florida residents for whom test results were received by the Department of Health. A person can be tested by more than one laboratory and can have both positive and negative results. **Therefore, the sum of the numbers in each column will be larger than the total number of people tested.**

| Reporting lab | Inconclusive | Negative | Positive | Percent positive | Total |
|--|--------------|----------|----------|------------------|-------|
| FLORIDA LABORATORY ANALYSIS | | 4,521 | 445 | 9% | 4,966 |
| LEON MEDICAL CENTERS LLC | | 4,042 | 917 | 18% | 4,959 |
| FULGENT DIAGNOSTICS | 95 | 4,589 | 271 | 5% | 4,955 |
| MORTON PLANT-MEASE | 1 | 4,522 | 348 | 7% | 4,871 |
| LABSTAT LLC | 2 | 4,531 | 255 | 5% | 4,788 |
| MEMORIAL HOSPITAL MICRO | | 4,471 | 300 | 6% | 4,771 |
| ANNE BATES LEACH EYE HOSPITAL/ ABLEH MICROBIOLOGY LABORATORY | | 4,695 | 69 | 1% | 4,764 |
| TROPICANA FIELD - LOT 2 | 17 | 4,297 | 410 | 9% | 4,724 |
| LAKEWOOD RANCH MEDICAL CENTER | | 4,382 | 334 | 7% | 4,716 |
| POINCIANA MEDICAL CENTER | | 3,688 | 1,012 | 22% | 4,700 |
| FLORIDA HOSPITAL FISH MEMORIAL | 19 | 4,130 | 541 | 12% | 4,690 |
| PATHNOSTICS | 11 | 3,333 | 1,318 | 28% | 4,662 |
| ST JOSEPHS NORTH HOSPITAL LAB | | 4,176 | 485 | 10% | 4,661 |
| WEST MARION COMMUNITY HOSPITAL LAB | | 4,066 | 551 | 12% | 4,617 |
| P4 CLINICAL, LLC | 53 | 4,080 | 390 | 9% | 4,523 |
| BAPTIST HEALTH SOUTH FLORIDA - WEST KENDALL URGENT CARE | | 3,898 | 572 | 13% | 4,470 |
| ARCPPOINT LABS | 2 | 3,600 | 859 | 19% | 4,461 |
| IMPERIAL POINT MEDICAL CENTER | | 4,100 | 343 | 8% | 4,443 |
| SUNRISE MEDICAL LABORATORIES | 2 | 4,100 | 290 | 7% | 4,392 |
| MEDEXPRESS URGENT CARE | 2 | 2,840 | 1,537 | 35% | 4,379 |
| Lake City HM | | 4,120 | 238 | 5% | 4,358 |
| MOFFITT CANCER CENTER | 6 | 4,215 | 82 | 2% | 4,303 |
| ST LUCIE MEDICAL CENTER | | 3,536 | 751 | 18% | 4,287 |
| KD MEDICAL CHOICE LLC | | 3,768 | 444 | 11% | 4,212 |
| BAPTIST HEALTH - NASSAU | | 4,034 | 176 | 4% | 4,210 |
| CLEVELAND CLINIC MARTIN NORTH HOSPITAL | | 3,827 | 359 | 9% | 4,186 |
| AVERO DIAGNOSTICS - IRVING | | 3,827 | 225 | 6% | 4,052 |
| OVIEDO MEDICAL CENTER | | 3,630 | 418 | 10% | 4,048 |
| HEALTHQUEST ESOTERICS | | 2,913 | 1,121 | 28% | 4,034 |
| UNKNOWN | 3 | 2,581 | 1,443 | 36% | 4,027 |
| SOUTH FLORIDA BAPTIST HOSPITAL MICRO | 2 | 3,449 | 532 | 13% | 3,983 |
| CARDIOPATH | 1 | 3,670 | 302 | 8% | 3,973 |
| CARDIOTROPIC LABS | 83 | 3,141 | 724 | 18% | 3,948 |
| NIGHT LITE PEDIATRIC CENTER LLC | | 3,732 | 165 | 4% | 3,897 |
| NIGHT LITE PEDIATRICS URGENT CARE | 1 | 3,358 | 477 | 12% | 3,836 |
| HIALEAH HOSPITAL | 4 | 3,112 | 703 | 18% | 3,819 |
| FORT WALTON BEACH MEDICAL CENTER | | 3,335 | 466 | 12% | 3,801 |
| FLORIDA HOSPITAL NORTH PINELLAS | 11 | 3,465 | 241 | 6% | 3,717 |
| ST PETERSBURG GENERAL HOSPITAL | | 3,114 | 601 | 16% | 3,715 |
| SOUTH BAY HOSPITAL CLINICAL LAB | | 3,350 | 361 | 10% | 3,711 |
| AMERICAN FAMILY CARE | | 2,163 | 1,510 | 41% | 3,673 |
| CLARITY LAB SOLUTIONS LLC | | 3,608 | 4 | 0% | 3,612 |
| HOLIDAY CVS LLC | | 3,441 | 165 | 5% | 3,606 |
| PHYSICIANS REGIONAL MEDICAL CENTER - PINE RIDGE RD | 1 | 2,927 | 614 | 17% | 3,542 |
| BAPTIST HEALTH SOUTH FLORIDA - COUNTRY WALK URGENT CARE | | 3,037 | 456 | 13% | 3,493 |
| UNIVERSITY HOSPITAL AND MEDICAL CENTER | | 2,653 | 757 | 22% | 3,410 |
| WESTCHESTER HOSPITAL | 23 | 2,665 | 515 | 16% | 3,203 |

COVID-19: testing by laboratory

Data through Nov 23, 2020 verified as of Nov 24, 2020 at 09:25 AM

Data in this report are provisional and subject to change.

The numbers in the table below represent the number of Florida and non-Florida residents for whom test results were received by the Department of Health. A person can be tested by more than one laboratory and can have both positive and negative results. **Therefore, the sum of the numbers in each column will be larger than the total number of people tested.**

| Reporting lab | Inconclusive | Negative | Positive | Percent positive | Total |
|---|--------------|----------|----------|------------------|-------|
| GENE BY GENE, GENOMICS RESEARCH CENTER LAB | 34 | 3,036 | 82 | 3% | 3,152 |
| SYNERGY LABORATORIES | 7 | 2,858 | 276 | 9% | 3,141 |
| PUTNAM COMMUNITY MEDICAL CENTER | | 2,790 | 318 | 10% | 3,108 |
| CernerELR_Advent | | 2,874 | 180 | 6% | 3,054 |
| BAPTIST HEALTH - NORTH | | 2,394 | 660 | 22% | 3,054 |
| MEASE DUNEDIN HOSPITAL | 4 | 2,805 | 239 | 8% | 3,048 |
| BAPTIST HEALTH SOUTH FLORIDA - MIAMI LAKES URGENT CARE | | 2,484 | 545 | 18% | 3,029 |
| PALMS OF PASADENA HOSPITAL | | 2,630 | 285 | 10% | 2,915 |
| BINAXNOW | 5 | 2,319 | 591 | 20% | 2,915 |
| RAULERSON HOSPITAL | | 2,467 | 446 | 15% | 2,913 |
| BAPTIST HEALTH SOUTH FLORIDA - DORAL URGENT CARE | | 2,438 | 464 | 16% | 2,902 |
| STONE CLINICAL LABORATORIES | | 2,789 | 96 | 3% | 2,885 |
| ISPM LABS, LLC DBA CAPSTONE DIAGNOSTICS, LLC | | 2,809 | 52 | 2% | 2,861 |
| DOCTORS HOSPITAL OF SARASOTA CLINICAL LABORATORY | | 2,538 | 299 | 11% | 2,837 |
| SANTA ROSA MEDICAL CENTER | | 2,439 | 393 | 14% | 2,832 |
| MEMORIAL HOSPITAL- MIRAMAR | 12 | 2,595 | 203 | 7% | 2,810 |
| H LEE MOFFITT CANCER CENTER LABORATORY | | 2,772 | 32 | 1% | 2,804 |
| MIDWAY SPECIALTY CARE CENTER DIAGNOSTICS | 36 | 2,521 | 210 | 8% | 2,767 |
| BAPTIST HEALTH SOUTH FLORIDA - CORAL SPRINGS URGENT CARE | | 2,450 | 314 | 11% | 2,764 |
| MALABAR MEDICAL WALK IN CLINIC | | 2,437 | 322 | 12% | 2,759 |
| BAPTIST HEALTH SOUTH FLORIDA - WESTCHESTER URGENT CARE | | 2,330 | 408 | 15% | 2,738 |
| BAPTIST HEALTH SOUTH FLORIDA - PEMBROKE PINES URGENT CARE | | 2,375 | 341 | 13% | 2,716 |
| FLORIDA HOSPITAL Ocala | | 2,573 | 127 | 5% | 2,700 |
| WALGREEN CO | 2 | 2,369 | 308 | 11% | 2,679 |
| WALGREENS ORLANDO | 2 | 2,359 | 312 | 12% | 2,673 |
| MEDCOMP SCIENCES LLC | 29 | 1,311 | 1,298 | 49% | 2,638 |
| BAYFRONT HEALTH - VENICE REGIONAL MEDICAL | | 2,457 | 178 | 7% | 2,635 |
| TWIN CITIES HOSPITAL | 1 | 2,330 | 258 | 10% | 2,589 |
| VETERANS AFFAIRS MEDICAL CENTER - ORLANDO | | 1,341 | 1,215 | 48% | 2,556 |
| BETHESDA HOSPITAL WEST | | 2,309 | 213 | 8% | 2,522 |
| ADVENT HEALTH - Ocala | | 2,124 | 397 | 16% | 2,521 |
| EGLIN AIR FORCE BASE | 2 | 1,801 | 700 | 28% | 2,503 |
| ANGEL KIDS PEDIATRICS | | 2,413 | 72 | 3% | 2,485 |
| BAYFRONT HEALTH - PORT CHARLOTTE | | 2,264 | 176 | 7% | 2,440 |
| CITRUS MEMORIAL HOSPITAL LABORATORY | | 2,178 | 257 | 11% | 2,435 |
| BAYCARE COMMUNITY HEALTH | | 2,292 | 46 | 2% | 2,338 |
| ACUTIS DIAGNOSTICS | 15 | 2,013 | 301 | 13% | 2,329 |
| MEDARBOR DIAGNOSTICS | 1 | 1,595 | 723 | 31% | 2,319 |
| LEE HEALTH - COCONUT POINT CLINICAL LAB | 2 | 1,809 | 425 | 19% | 2,236 |
| VIKOR SCIENTIFIC | 2 | 1,547 | 660 | 30% | 2,209 |
| MEMORIAL HOSPITAL PEMBROKE | 3 | 1,960 | 243 | 11% | 2,206 |
| BAYFRONT HEALTH - SEVEN RIVERS | | 2,008 | 165 | 8% | 2,173 |
| LAKESIDE MEDICAL CENTER | | 1,707 | 449 | 21% | 2,156 |
| BAPTIST HEALTH SOUTH FLORIDA - WESTON URGENT CARE | | 1,963 | 187 | 9% | 2,150 |
| BARTOW REGIONAL MEDICAL CENTER | 1 | 1,870 | 260 | 12% | 2,131 |
| CENTRA CARE SAINT CLOUD | 1 | 1,829 | 287 | 14% | 2,117 |
| THE CENTER FOR URGENT CARE | 2 | 1,692 | 418 | 20% | 2,112 |

COVID-19: testing by laboratory

Data through Nov 23, 2020 verified as of Nov 24, 2020 at 09:25 AM

Data in this report are provisional and subject to change.

The numbers in the table below represent the number of Florida and non-Florida residents for whom test results were received by the Department of Health. A person can be tested by more than one laboratory and can have both positive and negative results. **Therefore, the sum of the numbers in each column will be larger than the total number of people tested.**

| Reporting lab | Inconclusive | Negative | Positive | Percent positive | Total |
|--|--------------|----------|----------|------------------|--------------|
| BAPTIST HEALTH SOUTH FLORIDA - CORAL GABLES (UNIVERSITY) URGENT CARE | | 1,865 | 239 | 11% | 2,104 |
| MEDICAL DNA LABS LLC | 2 | 1,987 | 113 | 5% | 2,102 |
| BAPTIST HEALTH SOUTH FLORIDA - DAVIE URGENT CARE | | 1,812 | 285 | 14% | 2,097 |
| MINUTECLINIC LLC #3703 | | 1,837 | 257 | 12% | 2,094 |
| ASCENSION SACRED HEART - EMERALD COAST | | 1,772 | 302 | 15% | 2,074 |
| CENTRA CARE - WATERFORD LAKES | | 1,583 | 489 | 24% | 2,072 |
| LOWER KEYS MEDICAL CENTER | | 1,839 | 201 | 10% | 2,040 |
| SELECT LABORATORIES - MARION COUNTY, FL LLC | 3 | 1,912 | 118 | 6% | 2,033 |
| ENGLEWOOD COMMUNITY HOSPITAL | | 1,897 | 134 | 7% | 2,031 |
| BAPTIST HEALTH SOUTH FLORIDA - TAMiami TRAIL URGENT CARE | | 1,675 | 351 | 17% | 2,026 |
| BAYFRONT HEALTH - BROOKSVILLE | | 1,759 | 257 | 13% | 2,016 |
| SPORTS DRUG TESTING LABORATORY | 35 | 1,925 | 51 | 3% | 2,011 |
| BAPTIST HEALTH SOUTH FLORIDA - PINECREST URGENT CARE | | 1,756 | 233 | 12% | 1,989 |
| CLARITY LAB SOLUTIONS | | 1,731 | 236 | 12% | 1,967 |
| MINUTECLINIC | | 1,749 | 201 | 10% | 1,950 |
| DOC SMILEY'S URGENT CARE | | 1,705 | 242 | 12% | 1,947 |
| BAPTIST HEALTH SOUTH FLORIDA - CORAL GABLES URGENT CARE | | 1,692 | 249 | 13% | 1,941 |
| SYNERGY DIAGNOSTIC LABORATORY | 41 | 1,755 | 137 | 7% | 1,933 |
| URGENT CARE CURE | 2 | 1,721 | 185 | 10% | 1,908 |
| BMCT Molecular Diagnostics Subsection | | 1,576 | 326 | 17% | 1,902 |
| HIGHLANDS REGIONAL MEDICAL CENTER | | 1,527 | 350 | 19% | 1,877 |
| PHYSICIANS REGIONAL MEDICAL CENTER - COLLIER BLVD | 1 | 1,415 | 440 | 24% | 1,856 |
| AMELIA URGENT CARE | | 1,244 | 608 | 33% | 1,852 |
| HOLIDAY CVS LLC DBA CVS PHARMACY #5154 | | 1,814 | 22 | 1% | 1,836 |
| DESOTO MEMORIAL HOSPITAL | 3 | 1,446 | 288 | 17% | 1,737 |
| COMMUNITY HEALTH NORTHWEST FLORIDA | 3 | 1,272 | 453 | 26% | 1,728 |
| BAPTIST HEALTH SOUTH FLORIDA - PALMETTO BAY URGENT CARE | | 1,497 | 216 | 13% | 1,713 |
| BAPTIST HEALTHCARE - GULF BREEZE HOSPITAL | 3 | 1,488 | 217 | 13% | 1,708 |
| TALLAHASSEE PRIMARY CARE ASSOCIATES | | 1,549 | 144 | 9% | 1,693 |
| MARINERS HOSPITAL | | 1,553 | 136 | 8% | 1,689 |
| CLINICAL REFERENCE LABORATORY | | 1,594 | 56 | 3% | 1,650 |
| BAPTIST HEALTH SOUTH FLORIDA - BRICKELL URGENT CARE | | 1,390 | 256 | 16% | 1,646 |
| SOLARIS DIAGNOSTICS | | 1,404 | 230 | 14% | 1,634 |
| EXPRESS GENE MOLECULAR DIAGNOSTICS LABORATORY | | 1,333 | 277 | 17% | 1,610 |
| JW PLASTIC SURGERY | | 1,368 | 235 | 15% | 1,603 |
| BAPTIST HEALTH URGENT CARE AT SAWGRASS | | 1,378 | 193 | 12% | 1,571 |
| BAPTIST HEALTH SOUTH FLORIDA - KENDALE LAKES URGENT CARE | | 1,266 | 280 | 18% | 1,546 |
| OPTEO LABORATORY | | 1,506 | 31 | 2% | 1,537 |
| NORTHWEST FLORIDA COMMUNITY HOSPITAL | 10 | 842 | 684 | 45% | 1,536 |
| GENUS3 | | 1,460 | 59 | 4% | 1,519 |
| BAPTIST HEALTH - OAKLEAF | | 1,264 | 246 | 16% | 1,510 |
| BAPTIST HEALTH - CLAY | | 1,321 | 185 | 12% | 1,506 |
| MINUTECLINIC LLC | | 1,307 | 199 | 13% | 1,506 |
| BAPTIST HEALTH EMERGENCY CENTER COUNTRY WALK | 1 | 1,264 | 228 | 15% | 1,493 |
| ADVENT HEALTH - NEW SMYRNA | | 1,103 | 353 | 24% | 1,456 |
| ATLANTIS URGENT CARE | 1 | 661 | 778 | 54% | 1,440 |
| FLOWERS HOSPITAL | | 1,308 | 120 | 8% | 1,428 |

COVID-19: testing by laboratory

Data through Nov 23, 2020 verified as of Nov 24, 2020 at 09:25 AM

Data in this report are provisional and subject to change.

The numbers in the table below represent the number of Florida and non-Florida residents for whom test results were received by the Department of Health. A person can be tested by more than one laboratory and can have both positive and negative results. **Therefore, the sum of the numbers in each column will be larger than the total number of people tested.**

| Reporting lab | Inconclusive | Negative | Positive | Percent positive | Total |
|--|--------------|----------|----------|------------------|--------------|
| SUNCOAST PATHOLOGY ASSOCIATES | | 1,310 | 102 | 7% | 1,412 |
| BAYFRONT HEALTH - PUNTA GORDA | | 1,342 | 62 | 4% | 1,404 |
| PATIENTS CHOICE LABORATORIES | | 825 | 572 | 41% | 1,397 |
| TAMPA COMMUNITY HOSPITAL | | 1,160 | 217 | 16% | 1,377 |
| ADVENT HEALTH - HEART OF FLORIDA ER | 1 | 1,260 | 99 | 7% | 1,360 |
| ASCENSION ST VINCENT'S - SOUTHSIDE | | 1,309 | 49 | 4% | 1,358 |
| LABORATORY OF FLORIDA LLC | 40 | 1,224 | 91 | 7% | 1,355 |
| UHEALTH DEERFIELD BEACH/UMSYLVESTER DEERFIELD BEACH LABORATORY | 3 | 1,273 | 47 | 4% | 1,323 |
| ASSOCIATED PATHOLOGISTS, LLC | 3 | 1,077 | 198 | 15% | 1,278 |
| PHYSICIANS STAT LAB | | 392 | 852 | 68% | 1,244 |
| BAYFRONT HEALTH - SPRING HILL | | 1,149 | 87 | 7% | 1,236 |
| JACKSON HOSPITAL CLINICAL LABORATORY | | 1,075 | 158 | 13% | 1,233 |
| CLINICORE | | 1,124 | 91 | 7% | 1,215 |
| ADVANCE MEDICAL OF NAPLES | | 308 | 903 | 75% | 1,211 |
| SPARROW HEALTHCARE | 2 | 1,015 | 188 | 16% | 1,205 |
| NXGEN MDX LLC | 3 | 1,108 | 89 | 7% | 1,200 |
| ACCESS MEDICAL LABS | | 746 | 448 | 38% | 1,194 |
| SARKIS CLINICAL TRIALS | | 1,052 | 139 | 12% | 1,191 |
| NORTH SHORE LONG ISLAND JEWISH HEALTH | | 1,122 | 41 | 4% | 1,163 |
| ASSURANCE SCIENTIFIC LABORATORIES | 1 | 934 | 222 | 19% | 1,157 |
| BAPTIST HEALTH SOUTH FLORIDA - MIAMI BEACH URGENT CARE | | 1,000 | 155 | 13% | 1,155 |
| UNIVERSITY OF ALABAMA AT BIRMINGHAM | | 1,062 | 20 | 2% | 1,082 |
| THE HEALTHCARE DISTRICT OF PALM BEACH COUNTY | 5 | 974 | 96 | 9% | 1,075 |
| MARTIN HEALTH SYSTEM - ST LUCIE WEST | | 973 | 98 | 9% | 1,071 |
| PRIMEHEALTH URGENT CARE | 1 | 830 | 240 | 22% | 1,071 |
| LABTECH DIAGNOSTIC | | 796 | 228 | 22% | 1,024 |
| BARDMOOR LABORATORY | 1 | 897 | 124 | 12% | 1,022 |
| CAPSTONE HEALTHCARE | | 695 | 317 | 31% | 1,012 |
| EMERGENCY PHYSICIANS MEDICAL CENTER | | 118 | 875 | 88% | 993 |
| BIOCERNA MAIN LAB | 1 | 887 | 96 | 10% | 984 |
| SCION LAB SERVICES LLC | 4 | 917 | 61 | 6% | 982 |
| NCH NORTHEAST | 5 | 732 | 245 | 25% | 982 |
| FLORIDA MEDICAL CLINIC | 1 | 659 | 310 | 32% | 970 |
| EPN URGENT CARE NAPLES | 2 | 746 | 214 | 22% | 962 |
| EMERALD COAST URGENT CARE LLC | | 742 | 217 | 23% | 959 |
| EMERALD COAST URGENT CARE, LLC | | 704 | 253 | 26% | 957 |
| PALMS MEDICAL GROUP | 5 | 751 | 176 | 19% | 932 |
| LAB24 INC | 3 | 270 | 658 | 71% | 931 |
| NYU HOSPITALS CENTER CLINICAL LABORATORIES | | 898 | 21 | 2% | 919 |
| TEMPUS CLINICAL LABORATORY | 8 | 799 | 108 | 12% | 915 |
| COASTAL MED URGENT CARE | | 104 | 797 | 88% | 901 |
| TOM LEE COMMUNITY HEALTH CENTER | | 581 | 319 | 35% | 900 |
| VERITOR | | 783 | 98 | 11% | 881 |
| QDX PATHOLOGY SERVICES | | 690 | 185 | 21% | 875 |
| PATIENTS FIRST - THOMASVILLE ROAD | | 757 | 94 | 11% | 851 |
| MINUTECLINIC LLC # 0709 | | 739 | 107 | 13% | 846 |
| FLORIDA HOSPITAL ORLANDO | | 743 | 74 | 9% | 817 |

COVID-19: testing by laboratory

Data through Nov 23, 2020 verified as of Nov 24, 2020 at 09:25 AM

Data in this report are provisional and subject to change.

The numbers in the table below represent the number of Florida and non-Florida residents for whom test results were received by the Department of Health. A person can be tested by more than one laboratory and can have both positive and negative results. **Therefore, the sum of the numbers in each column will be larger than the total number of people tested.**

| Reporting lab | Inconclusive | Negative | Positive | Percent positive | Total |
|---|--------------|----------|----------|------------------|-------|
| ASCENSION ST VINCENT'S - CLAY | | 775 | 27 | 3% | 802 |
| CAREFAST+ | | 664 | 129 | 16% | 793 |
| PHAROS HEALTH | | 621 | 167 | 21% | 788 |
| AMELIA EXPRESS CARE | | 510 | 268 | 34% | 778 |
| ELLENTON URGENT CARE | | 572 | 199 | 26% | 771 |
| STEWARD REFERENCE LABORATORY | 1 | 481 | 287 | 37% | 769 |
| EMERALD COAST URGENT CARE | | 566 | 202 | 26% | 768 |
| NORTH FLORIDA PEDIATRICS-TALLAHASSEE | | 712 | 55 | 7% | 767 |
| COASTAL LABORATORIES | | 631 | 132 | 17% | 763 |
| MACDILL AIR FORCE BASE | | 707 | 51 | 7% | 758 |
| NCF DIAGNOSTICS & DNA TECHNOLOGIES LAB | 26 | 622 | 105 | 14% | 753 |
| HISTOPATHOLOGY SERVICES, LLC | | 652 | 82 | 11% | 734 |
| BAYA PHARMACY & URGENT CARE | | 190 | 542 | 74% | 732 |
| DYNIX DIAGNOSTICS | 2 | 520 | 204 | 28% | 726 |
| DISNEY COVID TEST SITE | | 703 | 8 | 1% | 711 |
| NONE | | 308 | 402 | 57% | 710 |
| MINUTECLINIC LLC 5852 | | 584 | 115 | 16% | 699 |
| LENCO MEDICAL LABORATORY | | 678 | 20 | 3% | 698 |
| NITE LITE PEDIATRICS | | 226 | 464 | 67% | 690 |
| US BIOTEK LABORATORIES | 3 | 521 | 163 | 24% | 687 |
| PHYSICIANS PRIMARY CARE | | 610 | 74 | 11% | 684 |
| PREMIER MEDICAL LABORATORY SERVICES | 1 | 463 | 219 | 32% | 683 |
| MINUTECLINIC LLC #3631 | | 567 | 113 | 17% | 680 |
| ADVENT HEALTH LAB - ORLANDO | | 425 | 251 | 37% | 676 |
| MINI ER ADULT AND PEDIATRIC URGENT CARE | | 574 | 98 | 15% | 672 |
| CENTRA CARE | | 422 | 235 | 36% | 657 |
| DEPARTMENT OF CLINICAL LABS | | 626 | 7 | 1% | 633 |
| VENICE REGIONAL MEDICAL CENTER | | 550 | 80 | 13% | 630 |
| CARENOW URGENT CARE | | 435 | 189 | 30% | 624 |
| MEDFAST URGENT CARE CENTER | | 37 | 581 | 94% | 618 |
| DYNIX DIAGNOSTIX | | 525 | 90 | 15% | 615 |
| MAVERICK LABS | | 431 | 181 | 30% | 612 |
| ADVENT HEALTH - DADE CITY | | 554 | 52 | 9% | 606 |
| BAY MEDICAL CENTER SACRED HEART HEALTH SYSTEM | | 465 | 138 | 23% | 603 |
| NCH HEALTHCARE SYSTEM MICROBIOLOGY LAB | | 1 | 601 | 100% | 602 |
| PATIENTS FIRST - MAHAN DRIVE | | 164 | 434 | 73% | 598 |
| ARCPOINT LABS OF FORT MYERS | | 465 | 128 | 22% | 593 |
| DONALD W ROBERTSON DO PA | | 449 | 143 | 24% | 592 |
| VAVA PARTNERS LLC | | 156 | 432 | 73% | 588 |
| ADVENT HEALTH CENTRA CARE - MOUNT DORA | | 276 | 310 | 53% | 586 |
| HOLIDAY CVS LLC DBA CVSPHARMACY #5155 | | 570 | 16 | 3% | 586 |
| GESSLER CLINIC | | 220 | 363 | 62% | 583 |
| ADVENT HEALTH CENTRA CARE - WATERFORD LAKES | | 480 | 92 | 16% | 572 |
| EXPRESS GENE MOLECULAR DIAGNOSTIC LABORATORY | | 2 | 570 | 100% | 572 |
| POINT OF CARE TESTING SITE | | 549 | 18 | 3% | 567 |
| BAPTIST HEALTH SOUTH FLORIDA - COUNTRY WALK URGENT CARE EXPRESS | | 501 | 65 | 11% | 566 |
| BAPTIST HEALTHCARE - JAY HOSPITAL | | 438 | 116 | 21% | 554 |

COVID-19: testing by laboratory

Data through Nov 23, 2020 verified as of Nov 24, 2020 at 09:25 AM

Data in this report are provisional and subject to change.

The numbers in the table below represent the number of Florida and non-Florida residents for whom test results were received by the Department of Health. A person can be tested by more than one laboratory and can have both positive and negative results. **Therefore, the sum of the numbers in each column will be larger than the total number of people tested.**

| Reporting lab | Inconclusive | Negative | Positive | Percent positive | Total |
|--|--------------|----------|----------|------------------|-------|
| PROHEALTH | | 216 | 335 | 61% | 551 |
| TYNDALL AIR FORCE BASE | | 450 | 94 | 17% | 544 |
| SHELL POINT NURSING PAVILION | 1 | 542 | | | 543 |
| MICROGEN DX | | 161 | 376 | 70% | 537 |
| BAYFRONT HEALTH - CITRUS HILLS | | 473 | 63 | 12% | 536 |
| BAPTIST HEALTH SOUTH FLORIDA - KEY BISCANE URGENT CARE EXPRESS | | 474 | 61 | 11% | 535 |
| MC DIAGNOSTIC OF CONNECTICUT, PC #2220 | | 450 | 78 | 15% | 528 |
| ST ANNES NURSING CENTER | | 523 | 4 | 1% | 527 |
| EMPIRE CITY LABORATORIES INC | 2 | 453 | 72 | 14% | 527 |
| MEDEXPRESS URGENT CARE - ESTERO | | 458 | 68 | 13% | 526 |
| BAPTIST HEALTH - MD ANDERSON CANCER CENTER | | 522 | 3 | 1% | 525 |
| HOLY CROSS HOSPITAL LABORATORY | | | 522 | 100% | 522 |
| NATIONWIDE LABORATORY SERVICES INC | 37 | 417 | 64 | 12% | 518 |
| CAREFAST MURABELLA | | 446 | 69 | 13% | 515 |
| VETERANS AFFAIRS MEDICAL CENTER - JAMES A HALEY | | | 510 | 100% | 510 |
| NAPLES URGENT CARE | 1 | 362 | 145 | 29% | 508 |
| SOUTHEAST ALABAMA MEDICAL CENT | | 458 | 46 | 9% | 504 |
| GENESIS LABORATORY MANAGEMENT | 2 | 413 | 87 | 17% | 502 |
| ECCOLAB GROUP | 1 | 139 | 362 | 72% | 502 |
| NCF DIAGNOSTICS & DNA TECHNOLOGIES | 15 | 187 | 295 | 59% | 497 |
| MOLECULAR INFECTIOUS DISEASES | | 490 | 7 | 1% | 497 |
| MANOR PINES CONVALESCENT CENTER LLC | 1 | 485 | 6 | 1% | 492 |
| ASCENSION SACRED HEART - GULF | | 389 | 101 | 21% | 490 |
| LAKE WALES MEDICAL CENTER INC | | 437 | 49 | 10% | 486 |
| Tampa Lakes Health and Rehabilitation Center | 2 | 422 | 60 | 12% | 484 |
| SHORELINE PHYSICIAN GROUP | | 327 | 153 | 32% | 480 |
| TENNESSEE DOH - NASHVILLE | 2 | 427 | 49 | 10% | 478 |
| GENE TOX WORLDWIDE | 28 | 391 | 57 | 12% | 476 |
| FLAGLER HOSPITAL | 8 | 25 | 442 | 93% | 475 |
| PALACE NURSING HOME & REHAB CENTER | | 473 | 1 | 0% | 474 |
| PENSACOLA PEDIATRICS PA | | 401 | 72 | 15% | 473 |
| MOUNT SINAI LABORATORY | | 452 | 18 | 4% | 470 |
| DOCTORS URGENT CARE LLC | | 402 | 65 | 14% | 467 |
| CVS HEALTH | | 338 | 129 | 28% | 467 |
| DOCTOR'S MEMORIAL HOSPITAL | | 354 | 106 | 23% | 460 |
| SEBASTIAN RIVER MEDICAL CENTER | 1 | 368 | 89 | 19% | 458 |
| PARAMOUNT URGENT CARE - WINDERMERE | | 342 | 107 | 24% | 449 |
| DAVITA LABORATORY | | 398 | 48 | 11% | 446 |
| GULF COAST MOLECULAR LABORATORIES | 11 | 368 | 67 | 15% | 446 |
| STAGEZERO LIFE SCIENCES INC | 1 | 415 | 29 | 7% | 445 |
| MINUTECLINIC LLC #4415 | | 375 | 70 | 16% | 445 |
| CLARITY LABS | | 380 | 62 | 14% | 442 |
| MINUTECLINIC, LLC DBA MINUTECLINIC #4717 | | 432 | 10 | 2% | 442 |
| VETERANS AFFAIRS MEDICAL CENTER - BAY PINES | | 15 | 427 | 97% | 442 |
| HOLMES REGIONAL MEDICAL CENTER | | 4 | 435 | 99% | 439 |
| GENESIS MEDICAL LABORATORY | 8 | 306 | 124 | 28% | 438 |
| EUROFINS NTD, LLC | | 405 | 33 | 8% | 438 |

COVID-19: testing by laboratory

Data through Nov 23, 2020 verified as of Nov 24, 2020 at 09:25 AM

Data in this report are provisional and subject to change.

The numbers in the table below represent the number of Florida and non-Florida residents for whom test results were received by the Department of Health. A person can be tested by more than one laboratory and can have both positive and negative results. **Therefore, the sum of the numbers in each column will be larger than the total number of people tested.**

| Reporting lab | Inconclusive | Negative | Positive | Percent positive | Total |
|--|--------------|----------|----------|------------------|-------|
| PRIMARY CARE OF THE TREASURE COAST | | 390 | 48 | 11% | 438 |
| DOCTORS TEST CENTERS | | 369 | 68 | 16% | 437 |
| AVECINA MEDICAL JULINGTON | 1 | 240 | 189 | 44% | 430 |
| ST JOHN'S NURSING CENTER | | 421 | 4 | 1% | 425 |
| SMA SPECIALTY MEDICAL LAB | | 112 | 309 | 73% | 421 |
| GARCIA CLINICAL LABORATORY | | 28 | 390 | 93% | 418 |
| CHARLES AIESI CONSULTING INC | 1 | 383 | 32 | 8% | 416 |
| MEMORIAL PEMBROKE 24/7 CARE CENTER | | 312 | 95 | 23% | 407 |
| UNIVERSITY OF WEST FLORIDA STUDENT HEALTH SERVICES | | 325 | 78 | 19% | 403 |
| ADVENTHEALTH PROMPT CARE | | 207 | 195 | 49% | 402 |
| JOHN KNOX VILLAGE HEALTH CENTER | | 389 | 3 | 1% | 392 |
| PARAMOUNT URGENT CARE - OVIEDO | | 224 | 167 | 43% | 391 |
| Community_Health | | 314 | 77 | 20% | 391 |
| BARBER | | 13 | 377 | 97% | 390 |
| IGENOMIX USA LLC | 6 | 347 | 35 | 9% | 388 |
| NORTH OKALOOSA MEDICAL CENTER | | 244 | 141 | 37% | 385 |
| NEW YORK HOSPITAL LABORATORIES | 1 | 374 | 9 | 2% | 384 |
| INTEGRITY LABORATORIES, LLC | 1 | 294 | 88 | 23% | 383 |
| RIVER GARDEN HEBREW HOME FOR THE AGED | | 344 | 37 | 10% | 381 |
| COASTAL PEDIATRIC GROUP | | 337 | 44 | 12% | 381 |
| NEW PLANT CITY FAMILY CARE | 1 | 195 | 183 | 48% | 379 |
| PREMIER URGENT CARE OF BREVARD LLC | | 328 | 51 | 13% | 379 |
| LEHIGH REGIONAL MEDICAL CENTER LAB | | 354 | 23 | 6% | 377 |
| THERADOC | | 152 | 224 | 60% | 376 |
| VILLA MARIA NURSING & REHAB CENTER INC | | 371 | 4 | 1% | 375 |
| TACACHALE CLINICAL LABORATORY | | 361 | 13 | 3% | 374 |
| INTERLACHEN PEDIATRICS | | 348 | 24 | 6% | 372 |
| GULF COAST VILLAGE | | 364 | 6 | 2% | 370 |
| MID-FLORIDA PATHOLOGY | | 291 | 78 | 21% | 369 |
| MEDONE URGENT CARE CENTER | | 149 | 215 | 59% | 364 |
| PARAMOUNT URGENT CARE - ORLANDO | | 235 | 129 | 35% | 364 |
| VITAE DIAGNOSTICS | | 353 | 9 | 2% | 362 |
| HENDRY REGIONAL MEDICAL CENTER | | 107 | 254 | 70% | 361 |
| ADVENT HEALTH CENTRA CARE - WINTER PARK | | 233 | 127 | 35% | 360 |
| JACKSON MEMORIAL LONG TERM CARE CENTER | | 359 | 1 | 0% | 360 |
| KENDALL HEALTHCARE PROPERTIES DBA | | 357 | 1 | 0% | 358 |
| ENZO CLINICAL LABS INC | 1 | 343 | 10 | 3% | 354 |
| INFORM DIAGNOSTICS | | 349 | 5 | 1% | 354 |
| FOUNTAIN MANOR HEALTH AND REHAB CENTER | 1 | 349 | 2 | 1% | 352 |
| The Sands at South Beach | | 351 | | | 351 |
| THE HEALTH CENTER OF PLANT CITY | | 344 | 4 | 1% | 348 |
| BAYSHORE DIAGNOSTICS | | 309 | 37 | 11% | 346 |
| ACCU REFERENCE MEDICAL LAB | | 140 | 205 | 59% | 345 |
| CENTRA CARE - SOUTH ORANGE | | 200 | 144 | 42% | 344 |
| SELECT REFERENCE LABORATORIES, LLC | 1 | 325 | 11 | 3% | 337 |
| NEW YORK PRESBYTERIAN - CUMC CLINICAL | | 323 | 14 | 4% | 337 |
| BAYFRONT HEALTH URGENT CARE LLC | | 300 | 36 | 11% | 336 |

COVID-19: testing by laboratory

Data through Nov 23, 2020 verified as of Nov 24, 2020 at 09:25 AM

Data in this report are provisional and subject to change.

The numbers in the table below represent the number of Florida and non-Florida residents for whom test results were received by the Department of Health. A person can be tested by more than one laboratory and can have both positive and negative results. **Therefore, the sum of the numbers in each column will be larger than the total number of people tested.**

| Reporting lab | Inconclusive | Negative | Positive | Percent positive | Total |
|---|--------------|----------|----------|------------------|-------|
| ADVENT HEALTH CENTRA CARE - PORT ORANGE | | 29 | 306 | 91% | 335 |
| Palm Garden of Ocala | | 318 | 15 | 5% | 333 |
| SANTA ROSA MEDICAL GROUP | | 287 | 46 | 14% | 333 |
| CONSULATE HEALTH CARE OF NEW PORT RICHEY | | 327 | 4 | 1% | 331 |
| SANFORD LABORATORIES | | 311 | 20 | 6% | 331 |
| CLEWISTON NURSING AND REHABILITATION CENTER | | 328 | | | 328 |
| MY CLINICAL LAB | | 225 | 95 | 30% | 320 |
| FLO-MEDILAB SERVICES | | 101 | 215 | 68% | 316 |
| PRIMARY CARE SERVICES AT INDIAN RIVER ESTATES | | 314 | 1 | 0% | 315 |
| LIFE CARE CENTER OF PENSACOLA | | 308 | 5 | 2% | 313 |
| FIU-HEALTH AUXILIARY LABORATORY | | 291 | 21 | 7% | 312 |
| MEDEXPRESS URGENT CARE CAPE CORAL | | 254 | 58 | 19% | 312 |
| NORTH FLORIDA PEDIATRICS - LAKE CITY | | 209 | 103 | 33% | 312 |
| ADVENT HEALTH - TAMPA | | 110 | 201 | 65% | 311 |
| GENESIS DIAGNOSTICS | | 221 | 89 | 29% | 310 |
| NCH HEALTHCARE BONITA | | 221 | 85 | 28% | 306 |
| GENESIS MEDICAL LABORATORY MIAMI FL. | | 83 | 222 | 73% | 305 |
| LAUDERDALE NURSING CENTER LLC | 1 | 301 | 2 | 1% | 304 |
| MINI ER AND URGENT CARE | | 198 | 106 | 35% | 304 |
| C.W. BILL YOUNG VA MEDICAL CENTER | | 12 | 292 | 96% | 304 |
| MANOR AT CARPENTERS | | 285 | 18 | 6% | 303 |
| ADVENT HEALTH CENTRA CARE - LEESBURG | | 13 | 290 | 96% | 303 |
| USAFSAM/PHE | | 173 | 128 | 43% | 301 |
| BALDWIN PEDIATRICS | 1 | 283 | 14 | 5% | 298 |
| CORE DIAGNOSTIC LABORATORIES LLC | | 220 | 77 | 26% | 297 |
| WEST GABLES HEALTH CARE CENTER | | 289 | 6 | 2% | 295 |
| TREE HOUSE PEDIATRICS | | 263 | 29 | 10% | 292 |
| MIDWAY SPECIALTY CARE CENTER | 3 | 174 | 113 | 39% | 290 |
| NORTHWEST MEDICAL CENTER CLINICAL LABORATORY | | 175 | 115 | 40% | 290 |
| PENSACOLA PEDIATRICS | | 249 | 41 | 14% | 290 |
| AUBURN UNIVERSITY MEDICAL CLINIC | | 227 | 62 | 21% | 289 |
| HARTS HARBOR HEALTH CARE CENTER | | 288 | 1 | 0% | 289 |
| COASTAL URGENT CARE | | 242 | 47 | 16% | 289 |
| UR MEDICINE LABS- CENTRAL LABORATORY | | 280 | 8 | 3% | 288 |
| SIPARADIGM, DIAGNOSTIC INFORMATICS | | 273 | 15 | 5% | 288 |
| VALENCIA HILLS HEALTH AND REHABILITATION CENTER | | 285 | 2 | 1% | 287 |
| MEDSCAN LABORATORY INC | 1 | 158 | 124 | 44% | 283 |
| ST ANDREWS BAY SKILLED NURSING & | | 282 | | | 282 |
| VETERANS AFFAIRS MEDICAL CENTER - GAINESVILLE | | 2 | 280 | 99% | 282 |
| LEE COUNTY EMERGENCY MEDICAL SERVICE | | 252 | 26 | 9% | 278 |
| PALM GARDEN OF PORT SAINT LUCIE | | 276 | 2 | 1% | 278 |
| LIFE CARE CENTER OF ORANGE PARK | | 277 | 1 | 0% | 278 |
| NORTH SHORE LIJ URGENT CARE PC | | 270 | 7 | 3% | 277 |
| PRUITT HEALTH-SANTA ROSA | | 275 | 2 | 1% | 277 |
| HILLCREST HEALTH CARE & REHABILITATION CENTER | | 275 | 2 | 1% | 277 |
| ADVENT HEALTH CENTRA CARE - LAKE MARY | | 82 | 193 | 70% | 275 |
| VITAS HEALTHCARE CORPORATION OF FLA | | 273 | 2 | 1% | 275 |

COVID-19: testing by laboratory

Data through Nov 23, 2020 verified as of Nov 24, 2020 at 09:25 AM

Data in this report are provisional and subject to change.

The numbers in the table below represent the number of Florida and non-Florida residents for whom test results were received by the Department of Health. A person can be tested by more than one laboratory and can have both positive and negative results. **Therefore, the sum of the numbers in each column will be larger than the total number of people tested.**

| Reporting lab | Inconclusive | Negative | Positive | Percent positive | Total |
|---|--------------|----------|----------|------------------|-------|
| BIOCEPT | | 257 | 16 | 6% | 273 |
| SANTA ROSA CENTER FOR REHABILITATION AND HEALING | | 270 | 3 | 1% | 273 |
| LIFE CARE CENTER OF OCALA | | 272 | | | 272 |
| BOCA BIOLISTICS REFERENCE LABORATORY | 2 | 180 | 90 | 33% | 272 |
| RUSKIN HEALTH CENTER | | 163 | 108 | 40% | 271 |
| WHITE WILSON MEDICAL CENTER | | 24 | 247 | 91% | 271 |
| Plantation Bay Rehabilitation Center | | 262 | 6 | 2% | 268 |
| FLORIDA HOSPITAL WAUCHULA | | 171 | 97 | 36% | 268 |
| LAKELAND REGIONAL HEALTH SYSTEMS INC | | 2 | 265 | 99% | 267 |
| EDEN SPRINGS NURSING AND REHAB CENTER | | 256 | 9 | 3% | 265 |
| SPECIALTY HEALTH AND REHABILITATION CENTER | | 241 | 23 | 9% | 264 |
| Victoria Nursing and Rehabilitation Center | | 260 | 3 | 1% | 263 |
| CORAL TRACE HEALTH CARE☐ | | 262 | 1 | 0% | 263 |
| WOODLANDS MEDICAL SPECIALISTS | | 220 | 41 | 16% | 261 |
| ED FRASER MEMORIAL HOSPITAL | | 197 | 63 | 24% | 260 |
| BRIDGEWATER PARK HEALTH AND REHAB | | 257 | 3 | 1% | 260 |
| FLORIDA WOMAN CARE LABORATORY LLC | | 232 | 26 | 10% | 258 |
| ADVENT HEALTH CENTRA CARE - TITUSVILLE | | 43 | 215 | 83% | 258 |
| The Manor at Blue Water Bay | | 254 | 2 | 1% | 256 |
| LIFE CARE CENTER OF HILLIARD | | 251 | 5 | 2% | 256 |
| LIFEBRITE | 1 | 112 | 143 | 56% | 256 |
| VETERANS AFFAIRS MEDICAL CENTER | | 38 | 217 | 85% | 255 |
| EMERALD SHORES HEALTH AND REHABILITATION | | 218 | 37 | 15% | 255 |
| FERNANDINA BEACH REHAB AND NURSING | | 254 | | | 254 |
| KEYS AHEC SCHOOL MEDICAL CLINIC | 3 | 225 | 26 | 10% | 254 |
| FISHERMENS HOSPITAL CLINICAL LAB | | 238 | 15 | 6% | 253 |
| CONSULATE HEALTHCARE OF KISSIMMEE | | 242 | 10 | 4% | 252 |
| Crestview Rehabilitation Center | | 129 | 122 | 49% | 251 |
| NAVAL HOSPITAL - JACKSONVILLE | | 40 | 210 | 84% | 250 |
| BIOCERNA LLC | 8 | 186 | 56 | 22% | 250 |
| FLORIDA HOSPITAL MEDICAL GROUP | | 212 | 38 | 15% | 250 |
| BALDOMERO LOPEZ STATE VETERANS NURSING HOME | 2 | 247 | | | 249 |
| CLIFFORD CHESTER SIMS VA NURSING HOME | | 241 | 8 | 3% | 249 |
| ADVENT HEALTH CENTRA CARE - PALM COAST | | 36 | 213 | 86% | 249 |
| QUALITOX LABORATORIES | | 105 | 144 | 58% | 249 |
| FLORIDA HOSPITAL HEARTLAND MED CTR LAKE PLACID | | 187 | 61 | 25% | 248 |
| MARTIN MEMORIAL MEDICAL CENTER LAB | | 128 | 118 | 48% | 246 |
| MINUTECLINIC LLC, #10357 | | 245 | 1 | 0% | 246 |
| SHELL POINT VILLAGE MEDICAL CENTER | | 246 | | | 246 |
| AURORA DIAGNOSTICS BERNHARDT LABORATORIES PATHOLOGY SERVICE | | 190 | 56 | 23% | 246 |
| ADVENT HEALTH - CELEBRATION | | 233 | 12 | 5% | 245 |
| PARAMOUNT URGENT CARE | | 49 | 195 | 80% | 244 |
| VILLAGE AT VIENNA SQUARE,THE☐ | 6 | 237 | 1 | 0% | 244 |
| SOLARIS HEALTHCARE CHARLOTTE HARBOR | | 238 | 5 | 2% | 243 |
| ROSEWOOD HEALTHCARE & REHABILITATION CENTER | | 239 | 4 | 2% | 243 |
| HEALTH CENTER AT BRENTWOOD | 1 | 237 | 1 | 0% | 239 |
| JACKSON MEMORIAL PERDUE MEDICAL CENTER | | 231 | 6 | 3% | 237 |

COVID-19: testing by laboratory

Data through Nov 23, 2020 verified as of Nov 24, 2020 at 09:25 AM

Data in this report are provisional and subject to change.

The numbers in the table below represent the number of Florida and non-Florida residents for whom test results were received by the Department of Health. A person can be tested by more than one laboratory and can have both positive and negative results. **Therefore, the sum of the numbers in each column will be larger than the total number of people tested.**

| Reporting lab | Inconclusive | Negative | Positive | Percent positive | Total |
|---|--------------|----------|----------|------------------|-------|
| GOOD SAMARITAN | | 236 | 1 | 0% | 237 |
| MEDEXPRESS FORT MYERS | | 170 | 66 | 28% | 236 |
| ASCEND CLINICAL | 2 | 228 | 5 | 2% | 235 |
| MED FAST URGENT CARE CENTER | | 4 | 231 | 98% | 235 |
| HAINES CITY REHABILITATION AND NURSING CENTER | | 234 | 1 | 0% | 235 |
| UHEALTH CLINIC AT WALGREENS | | 190 | 43 | 18% | 233 |
| DOCTORS URGENT CARE OF LUTZ LLC | | 170 | 63 | 27% | 233 |
| LIFE CARE CENTER OF NEW PORT RICHEY | | 220 | 13 | 6% | 233 |
| INDIAN RIVER CTR, LLC | | 230 | 1 | 0% | 231 |
| PHYSICIANS REGIONAL WALK-IN | | 173 | 58 | 25% | 231 |
| SOLARIS HEALTHCARE PARKWAY | 1 | 228 | 1 | 0% | 230 |
| NORTH FLORIDA REHABILITATION & SPECIALTY CARE | | 229 | 1 | 0% | 230 |
| Quest Diag Unspecifd | | 164 | 65 | 28% | 229 |
| GOLDEN GLADES NURSING & REHABILITATION CTR | | 228 | | | 228 |
| MEDICAL FP - WHOLE FAMILY HEALTH CENTER | | 224 | 4 | 2% | 228 |
| KEY WEST HEALTH AND REHAB | 1 | 223 | 4 | 2% | 228 |
| ADVENT HEALTH CENTRA CARE - ALTAMONTE SPRINGS | | 136 | 91 | 40% | 227 |
| PALMETTO SUBACUTE CARE CENTER | | 223 | 2 | 1% | 225 |
| SOLARIS HEALTHCARE PALATKA | | 222 | 2 | 1% | 224 |
| MEDICAL VB | | 206 | 18 | 8% | 224 |
| LEHIGH VALLEY GENOMICS | | | 224 | 100% | 224 |
| MINUTECLINIC LLC #5069 | | 199 | 24 | 11% | 223 |
| PRIMARY CARE SERVICES AT ST ANDREWS ESTATES | | 223 | | | 223 |
| ADDICTION LABS OF AMERICA | | 190 | 30 | 14% | 220 |
| ST JUDE CHILDREN'S RESEARCH HOSPITAL | | 208 | 12 | 5% | 220 |
| SIGNATURE HEALTHCARE OF BROOKWOOD GARDENS | | 218 | | | 218 |
| NORTH FLORIDA PEDIATRICS PA - SUWANNEE | | 160 | 54 | 25% | 214 |
| LAKE PORT SQUARE | | 200 | 13 | 6% | 213 |
| POCONO MEDICAL CENTER | | 212 | | | 212 |
| BAPTIST HEALTH EMERGENCY CENTER AT WEST CORAL WAY | | 162 | 50 | 24% | 212 |
| MINUTECLINIC LLC #5249 | | 187 | 25 | 12% | 212 |
| AVELLINO LAB USA, INC | 1 | 204 | 5 | 2% | 210 |
| Marshall Health and Rehabilitation Center | | 207 | 2 | 1% | 209 |
| VITAS LUTHERAN TOWERS INPATIENT PROGRAM | | 203 | 1 | 0% | 204 |
| OCEAN VIEW NURSING AND REHAB CENTER | | 196 | 8 | 4% | 204 |
| VETERANS AFFAIRS MEDICAL CENTER - LAKE CITY | | 52 | 152 | 75% | 204 |
| SHORE ACRES CARE CENTER | | 196 | 6 | 3% | 202 |
| APP-UNIPATH, LLC | 1 | 192 | 9 | 4% | 202 |
| CONSULATE HEALTH CARE OF WINTER HAVEN | | 201 | | | 201 |
| BUENA VISTA URGENT CARE | | 170 | 31 | 15% | 201 |
| HOMESTEAD VILLAGE | | 199 | 2 | 1% | 201 |
| VAMC WEST PALM LAB | | 5 | 196 | 98% | 201 |
| COMMUNITY HEALTH CENTERS OF PINELLAS, INC. | | 3 | 197 | 99% | 200 |
| BUREAU OF CLINICAL LABORATORIES | | 164 | 36 | 18% | 200 |
| SOUTHERN OAKS CARE CENTER | 1 | 196 | 2 | 1% | 199 |
| LAKE EUSTIS HEALTH AND REHABILITATION CENTER | | 199 | | | 199 |
| DOH - INDIAN RIVER | | 167 | 32 | 16% | 199 |

COVID-19: testing by laboratory

Data through Nov 23, 2020 verified as of Nov 24, 2020 at 09:25 AM

Data in this report are provisional and subject to change.

The numbers in the table below represent the number of Florida and non-Florida residents for whom test results were received by the Department of Health. A person can be tested by more than one laboratory and can have both positive and negative results. **Therefore, the sum of the numbers in each column will be larger than the total number of people tested.**

| Reporting lab | Inconclusive | Negative | Positive | Percent positive | Total |
|---|--------------|----------|----------|------------------|------------|
| PATHGROUP LABS LLC | | 94 | 104 | 53% | 198 |
| Taylor Care Center | | 193 | 2 | 1% | 195 |
| FULGENT GENETICS | 2 | 160 | 33 | 17% | 195 |
| MALABAR/ADVENT CENTRA CARE | | 25 | 170 | 87% | 195 |
| Point of Care Testing | 1 | 81 | 112 | 58% | 194 |
| FAST TRACK URGENT CARE CENTER - CARROLLWOOD | | 1 | 193 | 99% | 194 |
| LIFE CARE PONTE VEDRA INC | | 190 | 2 | 1% | 192 |
| FAST TRACK URGENT CARE CENTER | | 1 | 190 | 99% | 191 |
| MAYFLOWER ASSISTED LIVING | | 190 | | | 190 |
| PARKS HEALTHCARE & REHABILITATION CTR | 4 | 186 | | | 190 |
| COVANCE CLINICAL RESEARCH UNIT INC | | 187 | 2 | 1% | 189 |
| HARDEE MANOR HEALTH CARE CENTER | 1 | 186 | 1 | 1% | 188 |
| BENTON PEDIATRICS INC | | 170 | 18 | 10% | 188 |
| FORT MYERS INTERNAL MEDICINE, LLC | | 171 | 16 | 9% | 187 |
| GRAND COURT TAMPA | | 186 | | | 186 |
| PALM GARDEN OF GAINESVILLE | 2 | 182 | 2 | 1% | 186 |
| MANOR CARE HEALTH SERVICES - FT MYERS | | 184 | 1 | 1% | 185 |
| PROTEUS MOLECULAR AND CLINICAL LAB | 1 | 144 | 40 | 22% | 185 |
| ST. JAMES BAY HEALTH AND REHABILITATION CENTER | | 183 | 1 | 1% | 184 |
| PARAMOUNT URGENT CARE VILLAGES | | 128 | 56 | 30% | 184 |
| BAY VILLAGE OF SARASOTA INC | | 183 | 1 | 1% | 184 |
| CLIFFORD CHESTER SIMS STATE VETERANS | | 182 | 1 | 1% | 183 |
| MINI ER WATERFORD LAKES, THE | | 163 | 18 | 10% | 181 |
| DOCTORS URGENT CARE | | 114 | 67 | 37% | 181 |
| ROSEN MEDICAL CENTER | | 166 | 15 | 8% | 181 |
| CHIPOLA HEALTH AND REHAB | | 176 | 5 | 3% | 181 |
| FLORIDA CLINICAL LABORATORY-BIOREFERENCE LABORATORIES | | 61 | 120 | 66% | 181 |
| ASAP LAB LLC | | 95 | 86 | 48% | 181 |
| RAINBOW RIVER MEDICAL LABORATORY | | 158 | 21 | 12% | 179 |
| SUNRISE DIAGNOSTIC LABORATORY | | 134 | 44 | 25% | 178 |
| CONSULATE HEALTHCARE OF VERO BEACH | 10 | 159 | 9 | 5% | 178 |
| PATIENTS FIRST LAKE ELLA MEDICAL CENTER | | 163 | 15 | 8% | 178 |
| MEDONE URGENT CARE AT ST. AUGUSTINE | | 43 | 133 | 76% | 176 |
| TREASURE COAST COMMUNITY HEALTH | 2 | 158 | 15 | 9% | 175 |
| NEO GENOMICS - FORT MYERS | 1 | 169 | 4 | 2% | 174 |
| BLOCK, NATION, CHASE, AND SMOLEN FAMILY MEDICINE | | 127 | 47 | 27% | 174 |
| GATEWAY/ADVENT CENTRA CARE | | 2 | 172 | 99% | 174 |
| CENTRA CARE – AZALEA PARK | | 98 | 76 | 44% | 174 |
| PLANTATION NURSING & REHAB CENTER | | 174 | | | 174 |
| Consulate Health Care of St. Petersburg | | 174 | | | 174 |
| PALM GARDEN OF VERO BEACH | | 171 | 2 | 1% | 173 |
| BLOUNTSTOWN REHABILITATION CENTER LLC | | 166 | 6 | 3% | 172 |
| INDIAN RIVER MEDICAL CENTER | | 160 | 12 | 7% | 172 |
| ADVENT HEALTH CENTRA CARE - ORMOND BEACH | | 63 | 108 | 63% | 171 |
| WILLISTON CARE CENTER | | 170 | | | 170 |
| PREMIER PLACE AT THE GLENVIEW | | 165 | 5 | 3% | 170 |
| ADVENT HEALTH CENTRA CARE - WESLEY CHAPEL | | 4 | 166 | 98% | 170 |

COVID-19: testing by laboratory

Data through Nov 23, 2020 verified as of Nov 24, 2020 at 09:25 AM

Data in this report are provisional and subject to change.

The numbers in the table below represent the number of Florida and non-Florida residents for whom test results were received by the Department of Health. A person can be tested by more than one laboratory and can have both positive and negative results. **Therefore, the sum of the numbers in each column will be larger than the total number of people tested.**

| Reporting lab | Inconclusive | Negative | Positive | Percent positive | Total |
|--|--------------|----------|----------|------------------|-------|
| DIAMOND RIDGE HEALTH AND REHABILITATION CENTER | | 169 | 1 | 1% | 170 |
| ST JAMES HEALTH AND REHABILITATION CENTER | | 169 | 1 | 1% | 170 |
| TUSKAWILLA NURSING AND REHAB CENTER | 2 | 164 | 3 | 2% | 169 |
| PANAMA CITY DEVELOPMENTAL CENTER☐ | | 168 | | | 168 |
| HERON POINTE HEALTH AND REHABILITATION | | 166 | | | 166 |
| PCB CLINIC | | 122 | 44 | 27% | 166 |
| ELLENTON PEDIATRICS | | 150 | 15 | 9% | 165 |
| MINUTECLINIC LLC #7886 | | 155 | 10 | 6% | 165 |
| ADVENT HEALTH CENTRA CARE - OVIEDO | | 63 | 101 | 62% | 164 |
| RICARDO NAVARRO DO PA | | 154 | 10 | 6% | 164 |
| NIGHT LITE PEDIATRICS WINTER GARDEN | | 142 | 22 | 13% | 164 |
| MINUTECLINIC LLC #3463 | | 145 | 19 | 12% | 164 |
| BRADENTON HEALTH CARE | | 163 | | | 163 |
| FAIRWAY OAKS CENTER LLC | 4 | 157 | 2 | 1% | 163 |
| ADVENT HEALTH CENTRA CARE - DAYTONA BEACH | | 89 | 74 | 45% | 163 |
| TIDE LABORATORIES | | 135 | 27 | 17% | 162 |
| ORANGE COUNTY HEALTH DEPT | | 155 | 7 | 4% | 162 |
| MOORINGS PARK INSTITUTE, INC, THE | | 158 | 3 | 2% | 161 |
| VILLAGE DOCTORS FAMILY MEDICAL CENTER OF | | 136 | 25 | 16% | 161 |
| GREENBRIAR REHABILITATION AND NURSING CENTER | 1 | 159 | | | 160 |
| MINUTECLINIC LLC #5253 | | 148 | 12 | 8% | 160 |
| ANY LAB TEST NOW | 1 | 89 | 69 | 43% | 159 |
| BROWNWOOD CARE CENTER | | 145 | 14 | 9% | 159 |
| TIERRA PINES CENTER | | 158 | 1 | 1% | 159 |
| HEALTH FIRST - HOLMES REGIONAL MEDICAL CENTER | | 1 | 158 | 99% | 159 |
| USA HEALTH UNIVERSITY HOSPITAL CLINICAL LABORATORY | 1 | 155 | 2 | 1% | 158 |
| BAPTIST HEALTH PRIMARY CARE | 1 | 132 | 25 | 16% | 158 |
| WUESTHOFF REF LABORATORY | | | 158 | 100% | 158 |
| LUTHERAN HAVEN | | 155 | 2 | 1% | 157 |
| BAY BREEZE SENIOR LIVING AND REHABILITATION CENTER | | 156 | | | 156 |
| ARCHER HEALTH VENTURES, LLC | | 156 | | | 156 |
| THE MANOR AT CARPENTERS | | 124 | 32 | 21% | 156 |
| UNIVERSITY OF TAMPA STUDENT HEALTH AND SHC CLINICAL LABORATORY | | 32 | 123 | 79% | 155 |
| PRUITT HEALTH | | 153 | 2 | 1% | 155 |
| DOCTORS CENTER,THE | | 127 | 28 | 18% | 155 |
| TIMBERRIDGE NURSING HOME & REHAB | | 123 | 32 | 21% | 155 |
| LabCorp (Non-Interfaced) | 1 | 82 | 70 | 46% | 153 |
| MELBOURNE MEDICAL LABORATORY☐ | | 90 | 63 | 41% | 153 |
| POLK COUNTY HEALTH DEPARTMENT | | 139 | 14 | 9% | 153 |
| LABORATORY SPECIALISTS OF MICHIGAN | | 19 | 134 | 88% | 153 |
| LYNN HAVEN SPORTS COMPLEX-WALKON CLINIC | | 18 | 134 | 88% | 152 |
| PALM GARDEN OF JACKSONVILLE☐ | | 150 | 2 | 1% | 152 |
| FLORIDA GULF COAST UNIVERSITY | | 25 | 126 | 83% | 151 |
| ROSEWOOD HEALTH AND REHABILITATION CENTER | | 147 | 4 | 3% | 151 |
| QUICK CARE MED PL | 2 | 136 | 12 | 8% | 150 |
| ACCESS POINT HEALTHCARE URGENT & PRIMARY CARE | | 101 | 48 | 32% | 149 |
| ROLLINS COLLEGE WELLNESS CENTER | | 35 | 114 | 77% | 149 |

COVID-19: testing by laboratory

Data through Nov 23, 2020 verified as of Nov 24, 2020 at 09:25 AM

Data in this report are provisional and subject to change.

The numbers in the table below represent the number of Florida and non-Florida residents for whom test results were received by the Department of Health. A person can be tested by more than one laboratory and can have both positive and negative results. **Therefore, the sum of the numbers in each column will be larger than the total number of people tested.**

| Reporting lab | Inconclusive | Negative | Positive | Percent positive | Total |
|--|--------------|----------|----------|------------------|-------|
| DIAMOND RIDGE | | 147 | 1 | 1% | 148 |
| PALMS OF SEBRING | | 136 | 11 | 7% | 147 |
| W FRANK WELLS NURSING HOME | | 139 | 8 | 5% | 147 |
| ADVENT HEALTH CENTRA CARE - ST. CLOUD | | 131 | 15 | 10% | 146 |
| BOND AND STEELE CLINIC PA | | 39 | 106 | 73% | 145 |
| GANDY CROSSING CARE CENTER | | 139 | 6 | 4% | 145 |
| PARKLANDS FACILITY INC | 1 | 144 | | | 145 |
| LEE HEALTH CONVENIENT CARE - PAGE FIELD | | 113 | 32 | 22% | 145 |
| Bayside Care Center | 1 | 139 | 4 | 3% | 144 |
| CITRUS NURSING CENTER LLC | | 140 | 4 | 3% | 144 |
| ORCHARD PARK HEALTH & REHABILITATION | | 143 | | | 143 |
| PRECISION HEALTH RESOURCES, LLC | 1 | 131 | 11 | 8% | 143 |
| MEDFAST URGENT CARE - ROCKLEDGE | | 25 | 118 | 83% | 143 |
| CONSULATE HEALTH CARE OF BAYONET POINT | 3 | 139 | 1 | 1% | 143 |
| SIGNATURE HEALTHCARE OF NORTH FLORIDA | | 140 | 2 | 1% | 142 |
| PALMETTTO FACILITY INC | 1 | 140 | | | 141 |
| FAWCETT MEMORIAL HOSPITAL-LAB | | 39 | 102 | 72% | 141 |
| ENGLEWOOD HEALTHCARE AND REHABILITATION CENTER | | 141 | | | 141 |
| TRI COUNTY NURSING HOME | | 140 | 1 | 1% | 141 |
| HOSPITAL FOR SPECIAL SURGERY | | 139 | 1 | 1% | 140 |
| VETERANS AFFAIRS MEDICAL CENTER - MIAMI | | | 139 | 100% | 139 |
| SPRINGTREE REHAB & HEALTH CARE CENTER | | 138 | | | 138 |
| BEAR CREEK NURSING CENTER | | 138 | | | 138 |
| CREEKSIDE CARE CENTER | | 116 | 21 | 15% | 137 |
| ADVENT HEALTH CENTRA CARE - CARROLLWOOD | | 1 | 136 | 99% | 137 |
| SPECTOR SCIENTIFIC LAB | 1 | 33 | 103 | 75% | 137 |
| BROOKSVILLE HEALTHCARE CENTER LLC | | 136 | 1 | 1% | 137 |
| AMERICAN PATHOLOGY PARTNERS | | 136 | 1 | 1% | 137 |
| PPC-LAB EDI ORCHARD BI | | 129 | 8 | 6% | 137 |
| IRL MARKET LAB ALACHUA | | 104 | 31 | 23% | 135 |
| Abbey Delray | | 135 | | | 135 |
| CITRUS HEALTH AND REHAB | | 116 | 19 | 14% | 135 |
| MANOR AT BLUEWATER BAY | | 131 | 4 | 3% | 135 |
| BAPTIST PRIMARY CARE | | 115 | 20 | 15% | 135 |
| PALM GARDEN OF WEST PALM BEACH | | 123 | 12 | 9% | 135 |
| Life Care Center of Punta Gorda | 1 | 129 | 4 | 3% | 134 |
| PARAMOUNT URGENT CARE - CLERMONT | | 106 | 28 | 21% | 134 |
| BAYFRONT HEALTH MEDICAL GROUP | | 106 | 27 | 20% | 133 |
| NADAL PEDIATRICS - VICTORIA STREET (3385) | | 115 | 18 | 14% | 133 |
| PORT ST LUCIE REHABILITATION AND HEALTHCARE | | 98 | 35 | 26% | 133 |
| URGENT CARE OF THE PALM BEACHES | | 2 | 130 | 98% | 132 |
| PALM BEACH COUNTY HEALTH DEPT LAB | 1 | 129 | 2 | 2% | 132 |
| INTEGRATED REGIONAL LABORATORIES | | 119 | 12 | 9% | 131 |
| TGH | | 1 | 130 | 99% | 131 |
| TAMARAC REHABILITATION & HEALTH CENTER | | 131 | | | 131 |
| AZALEA TRACE | | 127 | 4 | 3% | 131 |
| MANOR OAKS NURSING & REHAB CENTER | | 129 | 1 | 1% | 130 |

COVID-19: testing by laboratory

Data through Nov 23, 2020 verified as of Nov 24, 2020 at 09:25 AM

Data in this report are provisional and subject to change.

The numbers in the table below represent the number of Florida and non-Florida residents for whom test results were received by the Department of Health. A person can be tested by more than one laboratory and can have both positive and negative results. **Therefore, the sum of the numbers in each column will be larger than the total number of people tested.**

| Reporting lab | Inconclusive | Negative | Positive | Percent positive | Total |
|---|--------------|----------|----------|------------------|-------|
| URGENT CARE OF THE PALM BEACHES, NORTH PALM BEACH | | | 130 | 100% | 130 |
| MEMPHIS PATHOLOGY LABORATORY | 1 | 124 | 5 | 4% | 130 |
| LABORATORY OF FLORIDA | | 80 | 49 | 38% | 129 |
| NSPIRE HEALTHCARE LAUDERHILL | | 128 | 1 | 1% | 129 |
| BMHSI-AEL MICROBIOLOGY LABORATORY | 2 | 102 | 25 | 19% | 129 |
| REHABILITATION CENTER OF LAKE CITY | | 127 | 2 | 2% | 129 |
| KEYSTONE REHAB | | 129 | | | 129 |
| RULEME CENTER | 1 | 127 | 1 | 1% | 129 |
| ADVENT HEALTH CENTRA CARE - DELAND | | 28 | 101 | 78% | 129 |
| CENTRACARE | | 17 | 111 | 87% | 128 |
| BAYVIEW CENTER | | 127 | 1 | 1% | 128 |
| HARDEE COUNTY HEALTH DEPARTMENT | | 100 | 28 | 22% | 128 |
| GENE BY GENE | | 61 | 66 | 52% | 127 |
| MANDARIN PEDIATRICS | | 123 | 4 | 3% | 127 |
| The Inn at Sarasota Bay Club | | 126 | 1 | 1% | 127 |
| MEDEXPRESS URGENT CARE LEHIGH ACRES | | 86 | 40 | 32% | 126 |
| ORLANDO HEALTH EMERGENCY DEPARTMENT | | 119 | 7 | 6% | 126 |
| CONSULATE HEALTH CARE OF MELBOURNE | | 126 | | | 126 |
| DOCTORS MEMORIAL FAMILY MEDICINE | 2 | 84 | 40 | 32% | 126 |
| SIGNATURE HEALTHCARE AT THE COURTYARD | | 93 | 32 | 26% | 125 |
| THE CLUB AND REHABILITATION CENTER | | 123 | 1 | 1% | 124 |
| Signature HealthCare Center of Waterford | | 122 | 2 | 2% | 124 |
| HEALTHY STEPS PEDIATRICS | | 111 | 12 | 10% | 123 |
| HOMESTEAD MANOR | | 123 | | | 123 |
| ADVENT HEALTH CENTRA CARE - LONGWOOD | | 22 | 101 | 82% | 123 |
| REFUAH HEALTH CENTER LABORATORY | | 120 | 3 | 2% | 123 |
| WOMEN'S CARE FLORIDA LABORATORY | | 120 | 3 | 2% | 123 |
| CAYUGA MEDICAL CENTER AT ITHACA | | 120 | 3 | 2% | 123 |
| BREVARD HEALTH ALLIANCE | | 5 | 117 | 96% | 122 |
| LIFE CARE CENTER OF ALTAMONTE SPRINGS | | 102 | 20 | 16% | 122 |
| FORT WALTON REHABILITATION CENTER | | 94 | 28 | 23% | 122 |
| ADVENT HEALTH CENTRA CARE -WINTER PARK KIDS URGENT CARE | | 63 | 59 | 48% | 122 |
| REHABILITATION CENTER AT PARK PLACE | | 122 | | | 122 |
| ALLSOUTH URGENT CARE | | | 121 | 100% | 121 |
| PARKVIEW HEALTH | | 121 | | | 121 |
| ALL SEASONS NAPLES LLC | | 121 | | | 121 |
| GRAVITY DIAGNOSTICS, LLC | | 35 | 86 | 71% | 121 |
| HEATHER HILL HEALTHCARE CENTER | | 117 | 4 | 3% | 121 |
| MILLENNIUM LAB SERVICES | | | 120 | 100% | 120 |
| ADVANCED MEDICAL CENTER | | 86 | 33 | 28% | 119 |
| MINUTECLINIC LLC #5854 | | 103 | 15 | 13% | 118 |
| MATHISON RETIREMENT COMMUNITY | | 114 | 4 | 3% | 118 |
| TRI-COUNTY NURSING HOME | | 114 | 4 | 3% | 118 |
| PALM BAY HOSPITAL | | 3 | 115 | 97% | 118 |
| GENETWORKX | | 16 | 101 | 86% | 117 |
| COMMUNITY HEALTH AND REHABILITATION CENTER | | 113 | 4 | 3% | 117 |
| Destin Healthcare and Rehabilitation Center | | 115 | | | 115 |

COVID-19: testing by laboratory

Data through Nov 23, 2020 verified as of Nov 24, 2020 at 09:25 AM

Data in this report are provisional and subject to change.

The numbers in the table below represent the number of Florida and non-Florida residents for whom test results were received by the Department of Health. A person can be tested by more than one laboratory and can have both positive and negative results. **Therefore, the sum of the numbers in each column will be larger than the total number of people tested.**

| Reporting lab | Inconclusive | Negative | Positive | Percent positive | Total |
|---|--------------|----------|----------|------------------|-------|
| BAYSIDE HEALTH AND REHABILITATION CENTER | | 115 | | | 115 |
| HUNT CLUB PEDIATRIC ASSOCIATES, P.A. | | 97 | 18 | 16% | 115 |
| PRECISION HEALTH RESOURCES LLC | | 93 | 22 | 19% | 115 |
| MEDFAST URGENT CARE - MELBOURNE | | | 115 | 100% | 115 |
| JACKSONVILLE BEACH PEDIATRIC CARE CENTER☐ | | 108 | 6 | 5% | 114 |
| NEIGHBORHOOD MEDICAL CENTER | | 108 | 5 | 4% | 113 |
| WILLOW BROOKE COURT AT INDIAN RIVER ESTATES | | 112 | 1 | 1% | 113 |
| MEDIPATH | | 4 | 109 | 96% | 113 |
| ALLIED HEALTH FORT PIERCE | | 112 | | | 112 |
| AMERICAN FINNISH NURSING HOME | 1 | 111 | | | 112 |
| STARKE FAMILY MEDICAL CENTER | | 99 | 13 | 12% | 112 |
| TERRACES OF LAKE WORTH CARE CENTER☐ | | 112 | | | 112 |
| COASTAL HEALTH AND REHAB | | 110 | 2 | 2% | 112 |
| ELMHURST HOSPITAL CENTER | 1 | 106 | 3 | 3% | 110 |
| COCOA BEACH/ADVENT CENTRA | | 6 | 104 | 95% | 110 |
| MATHISON RETIREMENT COMMUNITY, INC | | 109 | | | 109 |
| FHMG-FLORIDA HOSPITAL MEDICAL GROUP | | 90 | 19 | 17% | 109 |
| HILLSBOROUGH COUNTY DEVELOPMENTAL CTR☐ | 1 | 108 | | | 109 |
| FORT PIERCE HEALTH CARE | | 109 | | | 109 |
| LONGWOOD HEALTH AND REHABILITATION CENTER | | 103 | 6 | 6% | 109 |
| GOOD SAMARITAN SOCIETY-DAYTONA | | 108 | 1 | 1% | 109 |
| UNITED CLINICAL LABORATORIES | | 106 | 2 | 2% | 108 |
| PALM GARDEN OF AVENTURA | | 108 | | | 108 |
| PADDOCK RIDGE | | 108 | | | 108 |
| SABAL PALMS HEALTH AND REHAB | | 75 | 33 | 31% | 108 |
| MEDFAST URGENT CARE CENTER - SARNO | | | 108 | 100% | 108 |
| BAYFRONT HEALTH ER PINELLAS PARK | 1 | 70 | 36 | 34% | 107 |
| AMERICAN RESEARCH LABS | | 4 | 103 | 96% | 107 |
| ADVENT HEALTH CENTRA CARE - UNIVERSITY | | 14 | 92 | 87% | 106 |
| LAB CORP | 1 | 65 | 40 | 38% | 106 |
| MYTEST DIAGNOSTICS | | 103 | 3 | 3% | 106 |
| MEDFAST URGENT CARE CENTER - TITUSVILLE | | | 106 | 100% | 106 |
| GRAND OAKS HEALTH & REHABILITATION | | 106 | | | 106 |
| PALM GARDEN OF TAMPA | | 105 | | | 105 |
| SUWANNEE VALLEY NURSING CENTER | | 104 | | | 104 |
| BAY VIEW HEALTHCARE | | 85 | 19 | 18% | 104 |
| ADVENT HEALTH CENTRA CARE - BRANDON | | 29 | 75 | 72% | 104 |
| FLORIDA DEPARTMENT OF HEALTH | | 88 | 16 | 15% | 104 |
| ARTHREX MEDICAL CENTER | | 38 | 66 | 63% | 104 |
| HEART OF FLORIDA REGIONAL MED CTR | | 32 | 71 | 69% | 103 |
| ADVENT HEALTH CENTRA CARE - SANFORD | | 28 | 75 | 73% | 103 |
| UNIVERSITY MEDICAL CENTER SUITES | | 90 | 12 | 12% | 102 |
| Consulate Health Care of North Fort Myers | | 102 | | | 102 |
| MINUTECLINIC DIAGNOSTIC OF RHODE ISLAND, LLC #729 | | 98 | 4 | 4% | 102 |
| LIFE CARE CENTER AT WELLS CROSSING | | 89 | 13 | 13% | 102 |
| GRAVITY DIAGNOSTICS | | 41 | 60 | 59% | 101 |
| GROWING TOGETHER PEDIATRICS LLC | | 98 | 3 | 3% | 101 |

COVID-19: testing by laboratory

Data through Nov 23, 2020 verified as of Nov 24, 2020 at 09:25 AM

Data in this report are provisional and subject to change.

The numbers in the table below represent the number of Florida and non-Florida residents for whom test results were received by the Department of Health. A person can be tested by more than one laboratory and can have both positive and negative results. **Therefore, the sum of the numbers in each column will be larger than the total number of people tested.**

| Reporting lab | Inconclusive | Negative | Positive | Percent positive | Total |
|---|--------------|----------|----------|------------------|-------|
| NORTH FLORIDA/SOUTH GEORGA VETERANS HEALTH SYSTEM | | | 101 | 100% | 101 |
| EVANS HEALTH CARE | | 99 | 2 | 2% | 101 |
| MIDWAY SPECIATLY CARE CENTER | | 52 | 49 | 49% | 101 |
| CENTRA CARE - HUNTER'S CREEK | | 46 | 54 | 54% | 100 |
| CAPE CANAVERAL HOSPITAL | | | 100 | 100% | 100 |
| ARCADIA HEALTH AND REHABILITATION CENTER | | 99 | | | 99 |
| GLADES HEALTH CARE CENTER | | 99 | | | 99 |
| FL HUD DESTIN, LLC D/B/A GRAND BOULEVARD HEALTH | | 99 | | | 99 |
| CLINICAL PATHOLOGY LABS | | 1 | 98 | 99% | 99 |
| ADVENT HEALTH CENTRA CARE - COLONIAL TOWN | | 52 | 47 | 47% | 99 |
| CARENOW URGENT CARE – FORT PIERCE | | 85 | 13 | 13% | 98 |
| SHOAL CREEK REHABILITATION CENTER | | 71 | 27 | 28% | 98 |
| DOCTOR'S IN HOUSE LABORATORY | | 12 | 86 | 88% | 98 |
| TUSCAN GARDENS OF VENETIA MANAGEMENT COMPANY | | 98 | | | 98 |
| CENTRAL FLORIDA HEALTH CARE | | 46 | 52 | 53% | 98 |
| LabCorp L#09258090 M#09258105 | | 66 | 32 | 33% | 98 |
| HEALTH CENTERS AT BRENTWOOD | | 96 | 1 | 1% | 97 |
| FLORIDA COMMUNITY HEALTH CENTERS INC | | | 97 | 100% | 97 |
| POINT WASHINGTON MEDICAL CLINIC | | 1 | 96 | 99% | 97 |
| Consulate Healthcare of West Palm Beach | | 93 | 3 | 3% | 96 |
| MICHAEL A MIDDLETON MD PA□ | | 95 | 1 | 1% | 96 |
| BAYSHORE MEMORY CARE□ | | 96 | | | 96 |
| ADVENT HEALTH CENTRA CARE | | 1 | 95 | 99% | 96 |
| PROVIDENCE HOSPITAL LABORATORY | | 92 | 4 | 4% | 96 |
| MOBILE INFIRMARY MED CENTER PATH LAB | | 86 | 10 | 10% | 96 |
| CARENOW | 1 | 63 | 32 | 33% | 96 |
| renaissance health and rehabilitation center | | 95 | | | 95 |
| HOPE HOSPICE AND COMMUNITY SERVICES INC | 1 | 91 | 3 | 3% | 95 |
| ASTON GARDENS AT PELICAN MARSH | | 94 | 1 | 1% | 95 |
| THE TERRACE OF KISSIMMEE | | 80 | 15 | 16% | 95 |
| GLOBAL CENTRAL LABS AT PPD | 2 | 87 | 6 | 6% | 95 |
| CHATHAM GLEN HEALTHCARE AND REHABILITATION CENTER | | 94 | | | 94 |
| DEPARTMENT OF HEALTH & HUMAN SERVICES | | 94 | | | 94 |
| DIAGNOSTIC SOLUTIONS | | 3 | 91 | 97% | 94 |
| HMA SANTA ROSA MEDICAL CENTER LLC DBA | | 87 | 7 | 7% | 94 |
| SUNFLOWER SPRINGS ASSISTED LIVING | | 91 | 3 | 3% | 94 |
| PARRISH MEDICAL CENTER | | 24 | 70 | 74% | 94 |
| PEDIATRIC ASSOCIATES ORLANDO | | 81 | 12 | 13% | 93 |
| COQUINA CENTER | | 92 | 1 | 1% | 93 |
| WOODBRIIDGE FACILITY INC | | 92 | 1 | 1% | 93 |
| SILVERCREST HEALTH AND REHABILITATION CENTER | 1 | 88 | 2 | 2% | 91 |
| DXTERITY DIAGNOSTICS | 1 | 90 | | | 91 |
| UNIVERSITY OF MIAMI | | 1 | 90 | 99% | 91 |
| FLORIDA HEALTH CARE PLANS | | | 91 | 100% | 91 |
| MEDEXPRESS URGENT CARE HUDSON | | | 90 | 100% | 90 |
| MEADOWCREST FAMILY PHYSICIANS | | 69 | 20 | 22% | 89 |
| PREMIER URGENT CARE OF BREVARD | | 2 | 87 | 98% | 89 |

COVID-19: testing by laboratory

Data through Nov 23, 2020 verified as of Nov 24, 2020 at 09:25 AM

Data in this report are provisional and subject to change.

The numbers in the table below represent the number of Florida and non-Florida residents for whom test results were received by the Department of Health. A person can be tested by more than one laboratory and can have both positive and negative results. **Therefore, the sum of the numbers in each column will be larger than the total number of people tested.**

| Reporting lab | Inconclusive | Negative | Positive | Percent positive | Total |
|--|--------------|----------|----------|------------------|-------|
| Whispering Oaks | 1 | 85 | 3 | 3% | 89 |
| WIMAUMA COMMUNITY HEALTH CENTER | | 69 | 20 | 22% | 89 |
| JEFFERY WEINZWEIG | | 2 | 87 | 98% | 89 |
| AVERO DIAGNOSTICS | | 64 | 24 | 27% | 88 |
| ABBOTT LABORATORIES | | 60 | 28 | 32% | 88 |
| PACIFIC ANALYTICS | | | 88 | 100% | 88 |
| GOVERNOR’S CREEK HEALTH & REHABILITATION | | 87 | 1 | 1% | 88 |
| EDGEWOOD NURSING CENTER | | 88 | | | 88 |
| LITTLE PINE PEDIATRICS | | 73 | 15 | 17% | 88 |
| LONGWOOD FAMILY PRACTICE | | 74 | 14 | 16% | 88 |
| PEDIATRICS OF CENTRAL FLORIDA PA | 3 | 80 | 5 | 6% | 88 |
| Parkview Rehabilitation Center at Winter Park | | 87 | 1 | 1% | 88 |
| ADVENT HEALTH CENTRA CARE - WATERMAN | | 78 | 10 | 11% | 88 |
| TIFFANY HALL NURSING AND REHAB CENTER | | 87 | | | 87 |
| FLORIDA KEYS PEDIATRICS & ADOLESCENT CENTER | | 84 | 3 | 3% | 87 |
| BRANDON HEALTH AND REHABILITATION CENTER | 1 | 85 | 1 | 1% | 87 |
| MEDFAST URGENT CARE CENTER - COCOA BEACH | | | 86 | 100% | 86 |
| ADVENT HEALTH CENTRA CARE - TEMPLE TERRACE | | 36 | 50 | 58% | 86 |
| PROHEALTH MEDICAL CLINIC | | 1 | 85 | 99% | 86 |
| MEDFAST URGENT CARE CENTER - COCOA | | | 86 | 100% | 86 |
| NORTH FLORIDA PEDIATRICS PA | | 79 | 7 | 8% | 86 |
| ABBIEJEAN RUSSELL CARE CENTER☐ | | 85 | | | 85 |
| NAVY HOSPITAL | | | 85 | 100% | 85 |
| TRADITION MEDICAL CENTER LABORATORY | | 48 | 37 | 44% | 85 |
| Chatsworth at PGA National, LLC | | 85 | | | 85 |
| W. FRANK WELLS NURSING HOME | | 84 | 1 | 1% | 85 |
| OCALA FAMILY MEDICAL CENTER INC | | 74 | 11 | 13% | 85 |
| SAINTS 120 LLC | | 84 | | | 84 |
| FAST TRACK URGENT CARE CENTER - RIVERVIEW | | | 84 | 100% | 84 |
| PALM GARDEN OF CLEARWATER | | 80 | 4 | 5% | 84 |
| PINES OF SARASOTA GARDEN | | 84 | | | 84 |
| DEVANSH LAB WERKS INC | | 72 | 12 | 14% | 84 |
| WESTCHESTER MEDICAL CENTER | | 82 | 1 | 1% | 83 |
| PERSONALIZED GENETIC TESTING | | 1 | 82 | 99% | 83 |
| NCRNC INC | | 83 | | | 83 |
| PALM HARBOR PHARMACY | | 69 | 14 | 17% | 83 |
| SEMINOLE COUNTY HEALTH DEPARTMENT | | 66 | 17 | 20% | 83 |
| SOUTH BALDWIN REGIONAL MEDICAL CENTER | | 80 | 3 | 4% | 83 |
| MEDFAST URGENT CARE CENTER - WICKHAM | | | 83 | 100% | 83 |
| PIONEER CLINICAL LAB, LLC | | 70 | 12 | 15% | 82 |
| GOLDEN GATE FAMILY CLINIC | | 13 | 69 | 84% | 82 |
| SMILEY MEDICAL GROUP | | 57 | 25 | 30% | 82 |
| PRIMECARE OF DOTHAN | | 57 | 25 | 30% | 82 |
| AVENTURA REHAB AND NURSING CENTER | | 82 | | | 82 |
| THE PAVILION FOR HEALTH CARE | | 72 | 10 | 12% | 82 |
| LAB | | 29 | 53 | 65% | 82 |
| MONTEFIORE MEDICAL CENTER LABORATORIES - MOSES | | 74 | 7 | 9% | 81 |

COVID-19: testing by laboratory

Data through Nov 23, 2020 verified as of Nov 24, 2020 at 09:25 AM

Data in this report are provisional and subject to change.

The numbers in the table below represent the number of Florida and non-Florida residents for whom test results were received by the Department of Health. A person can be tested by more than one laboratory and can have both positive and negative results. **Therefore, the sum of the numbers in each column will be larger than the total number of people tested.**

| Reporting lab | Inconclusive | Negative | Positive | Percent positive | Total |
|---|--------------|----------|----------|------------------|-------|
| KALEIDA HEALTH CENTER FOR LABORATORY | | 76 | 5 | 6% | 81 |
| MEDFAST URGENT CARE - TITUSVILLE | | | 80 | 100% | 80 |
| PALM GARDEN OF WINTER HAVEN | | 66 | 14 | 18% | 80 |
| MEDEXPRESS LUTZ | | 1 | 79 | 99% | 80 |
| HURLBURT FIELD CLINIC | | 39 | 41 | 51% | 80 |
| FELLOWSHIP HOME AT THE FAIRWAY LLC | | 80 | | | 80 |
| SEMINOLE NURSING PAVILION | | 72 | 7 | 9% | 79 |
| VETERANS AFFAIRS MEDICAL CENTER - PALO ALTO | | 28 | 50 | 64% | 78 |
| NITE LITE PEDIATRICS - JACKSONVILLE | | 76 | 2 | 3% | 78 |
| EDGEWATER AT WATERMAN VILLAGE | | 78 | | | 78 |
| FINLAY CLINICAL LABORATORY | | 26 | 52 | 67% | 78 |
| SILVER CREEK SENIOR LIVING COMMUNITY | | 78 | | | 78 |
| ORANGE CITY NURSING AND REHAB | | 75 | 2 | 3% | 77 |
| FAST TRACK URGENT CARE CENTER - WESTCHASE | | | 77 | 100% | 77 |
| DAVID SCOTT MADWAR MD PA□ | | 71 | 6 | 8% | 77 |
| SURREY PLACE CARE CENTER | | 72 | 5 | 6% | 77 |
| TRUE NORTH HEALTH NAVIGATION LLC DBA DISPATCHHEALTH | 1 | 60 | 16 | 21% | 77 |
| UCC - WELLINGTON | | | 77 | 100% | 77 |
| CBS LABS OF TAMPA LLC | | 3 | 74 | 96% | 77 |
| DYNAMIC MEDICAL USA | | | 76 | 100% | 76 |
| 24 HOUR PEDIATIC CARE CENTER | | 72 | 4 | 5% | 76 |
| NORTH FLORIDA PEDIATRICS - MARIANNA | | 52 | 24 | 32% | 76 |
| UNIVERSITY HEALTH SYSTEM INC | | 68 | 7 | 9% | 75 |
| REGENTS PARK AT AVENTURA | | 75 | | | 75 |
| NOAH CLINICAL LABORATORY | | 63 | 11 | 15% | 74 |
| BOSTON RED SOX CLUB LP | | 74 | | | 74 |
| OAKS OF KISSIMMEE HEALTH AND REHABILITATION CENTER | | 74 | | | 74 |
| Heritage Healthcare at Tallahassee | | 74 | | | 74 |
| WINDSOR REFLECTIONS | | 74 | | | 74 |
| ARCPOINT LABS OF CORAL SPRINGS FL | | 66 | 8 | 11% | 74 |
| CONSULATE HEALTH CARE - LAKE MARY | | 72 | 1 | 1% | 73 |
| HOLY CROSS HOSPITAL | | 1 | 72 | 99% | 73 |
| CAREMOUNT MEDICAL - PATHOLOGY | | 70 | 2 | 3% | 72 |
| LAKELAND REGIONAL HEALTH - PWC/OB | | | 72 | 100% | 72 |
| PHYSICIAN ASSOCIATES | | 63 | 9 | 13% | 72 |
| PROVISTA DIAGNOSTICS, INC | | 71 | 1 | 1% | 72 |
| SOLARIS HEALTHCARE OSCEOLA | | 70 | 2 | 3% | 72 |
| AFC URGENT CARE SEMINOLE | | | 72 | 100% | 72 |
| ADVANCED LAB | | 67 | 4 | 6% | 71 |
| HEALTH CARE DISTRICT OF PALM BEACH COUNTY MAIN OFFICE | 1 | 9 | 61 | 86% | 71 |
| SCOTT LAKE HEALTH AND REHABILITATION CENTER | | 71 | | | 71 |
| EAST LAKE PEDIATRICS | | 35 | 36 | 51% | 71 |
| MINUTECLINIC LLC #5190 | | 65 | 6 | 8% | 71 |
| AMMON LABS | | 61 | 10 | 14% | 71 |
| WHITE PLAINS HOSPITAL CENTER LAB | | 71 | | | 71 |
| CONSULATE HEALTH CARE OF SARASOTA□ | | 71 | | | 71 |
| REGENCY CARE OF BLOUNTSTOWN LLC | | 66 | 5 | 7% | 71 |

COVID-19: testing by laboratory

Data through Nov 23, 2020 verified as of Nov 24, 2020 at 09:25 AM

Data in this report are provisional and subject to change.

The numbers in the table below represent the number of Florida and non-Florida residents for whom test results were received by the Department of Health. A person can be tested by more than one laboratory and can have both positive and negative results. **Therefore, the sum of the numbers in each column will be larger than the total number of people tested.**

| Reporting lab | Inconclusive | Negative | Positive | Percent positive | Total |
|--|--------------|----------|----------|------------------|-------|
| Madison Health and Rehabilitation Center | | 41 | 30 | 42% | 71 |
| Highlands Regional Hospital | | 63 | 7 | 10% | 70 |
| HIGHLANDS MEDICAL CENTER | | 68 | 2 | 3% | 70 |
| ADVENT HEALTH CENTRA CARE - CITRUS PARK | | 8 | 62 | 89% | 70 |
| OPTUM LABS LLC | | 24 | 46 | 66% | 70 |
| QPS, LLC | | 69 | 1 | 1% | 70 |
| ETHOS WELLNESS PHARMACY | | 62 | 8 | 11% | 70 |
| FIRST CHOICE PEDIATRICS | | 62 | 8 | 11% | 70 |
| THE PALACE NURSING AND REHABILITATION CENTER | | 70 | | | 70 |
| SUNCOAST COMMUNITY HEALTH CENTERS PEDIATRICS | | 21 | 49 | 70% | 70 |
| ADVENT HEALTH CENTRA CARE - ORANGE CITY | | 4 | 65 | 94% | 69 |
| FAIR HAVENS CENTER, OPCO | | 67 | 2 | 3% | 69 |
| EXOSOME DIAGNOSTICS | | 65 | 4 | 6% | 69 |
| SIMED LABORATORY | | 57 | 12 | 17% | 69 |
| NSPIRE HEALTHCARE TAMARAC | | 68 | 1 | 1% | 69 |
| MAGNOLIA DIAGNOSTIC | | 1 | 68 | 99% | 69 |
| FIRST CHOICE PEDIATRICS SEMORAN | | 65 | 4 | 6% | 69 |
| BROWARD HEALTH MEDICAL CENTER | | 3 | 66 | 96% | 69 |
| HERITAGE HEALTHCARE AND REHABILITATION CENTER | | 69 | | | 69 |
| TALLAHASSEE NHHI LLC | | 67 | 1 | 1% | 68 |
| MEYER PEDIATRICS | | 59 | 9 | 13% | 68 |
| SARAPATH DIAGNOSTICS | | | 68 | 100% | 68 |
| SARNO EXTENDED HOURS | | 42 | 26 | 38% | 68 |
| CATHOLIC HEALTH SYSTEM DEPT LABORATORY | | 66 | 1 | 1% | 67 |
| ST MARK ASSISTED LIVING CENTER | 1 | 58 | 8 | 12% | 67 |
| MAIN STREET MEDICAL CENTER | | | 67 | 100% | 67 |
| TRENTON MEDICAL CENTER INC DBA PALMS MEDICAL GROUP | 2 | 56 | 9 | 13% | 67 |
| AEL- MEMPHIS | | 17 | 50 | 75% | 67 |
| FAST TRACK URGENT CARE CENTER - SOUTH TAMPA | | | 66 | 100% | 66 |
| RDV SPORTSPLEX PEDIATRICS | | 52 | 13 | 20% | 65 |
| MEDEX MEDICAL EXPRESS OF PALATKA | | | 65 | 100% | 65 |
| FHMG FLORIDA HOSPITAL MEDICAL GROUP | | 54 | 11 | 17% | 65 |
| OAKHURST CENTER | | 64 | | | 64 |
| Timberridge Center for Rehabilitation and Healing | | 43 | 21 | 33% | 64 |
| ISLAND HEALTH AND REHABILITATION CENTER | | 64 | | | 64 |
| HAVEN OF OUR LADY OF PEACE | | 64 | | | 64 |
| BAYA POINTE NURSING AND REHABILITATION | | 1 | 63 | 98% | 64 |
| PEDIATRICS OF GREATER ORLANDO | | 58 | 6 | 9% | 64 |
| VIERA HOSPITAL | | | 64 | 100% | 64 |
| PLANTATION GENERAL HOSPITAL CLINICAL LAB | | 26 | 37 | 59% | 63 |
| SOUTH BALDWIN MEDICAL CENTER GULF SHORES | | 53 | 10 | 16% | 63 |
| APC PEDIATRICS AT RYE ROAD MEDICAL PARK | | 63 | | | 63 |
| ADVENT HEALTH CENTRA CARE - WINTER GARDEN | | 11 | 52 | 83% | 63 |
| NORTHEAST FLORIDA NEUROLOGY CLINICS, INC | | 57 | 6 | 10% | 63 |
| KEYS MEDICAL GROUP | | | 63 | 100% | 63 |
| SIGNATURE HEALTHCARE OF PORT CHARLOTTE | | 63 | | | 63 |
| EISENHOWER ARMY MEDICAL CENTER | | 59 | 4 | 6% | 63 |

COVID-19: testing by laboratory

Data through Nov 23, 2020 verified as of Nov 24, 2020 at 09:25 AM

Data in this report are provisional and subject to change.

The numbers in the table below represent the number of Florida and non-Florida residents for whom test results were received by the Department of Health. A person can be tested by more than one laboratory and can have both positive and negative results. **Therefore, the sum of the numbers in each column will be larger than the total number of people tested.**

| Reporting lab | Inconclusive | Negative | Positive | Percent positive | Total |
|--|--------------|----------|----------|------------------|-------|
| OUT OF STATE | | 40 | 23 | 37% | 63 |
| HIALEAH SHORES NURSING AND REHAB CENTER | | 62 | | | 62 |
| PROMEDICA LABORATORIES | | 18 | 44 | 71% | 62 |
| NOMIHEALTH LAB SERVICES | | 3 | 59 | 95% | 62 |
| SOLARIS HEALTHCARE IMPERIAL | | 61 | 1 | 2% | 62 |
| MANOR CARE OF NAPLES FL LLC | | 62 | | | 62 |
| TREASURE COAST MEDICAL ASSOCIATES | | 1 | 61 | 98% | 62 |
| RIDGEWOOD DIAGNOSTIC LABORATORY | | 60 | 2 | 3% | 62 |
| SOUTH GEORGIA MEDICAL CENTER | | 48 | 13 | 21% | 61 |
| RIVERS FAMILY MEDICINE PA | | 55 | 6 | 10% | 61 |
| OAK HAMMOCK AT THE UNIVERSITY OF FLORIDA | | 61 | | | 61 |
| EMERALD COAST HOSPICE | | 60 | 1 | 2% | 61 |
| STONY BROOK UNIVERSITY MEDICAL CENTER | | 56 | 5 | 8% | 61 |
| CL BRUMBACK PRIMARY CARE CLINICS | | 16 | 45 | 74% | 61 |
| HEALTH FIRST - PALM BAY HOSPITAL | | 2 | 59 | 97% | 61 |
| WADSWORTH HEALTH CENTER | | 57 | 3 | 5% | 60 |
| EXACT SCIENCES LABORATORIES, LLC | | 15 | 45 | 75% | 60 |
| ADVENT HEALTH CENTRA CARE - AZALEA PARK | | 46 | 14 | 23% | 60 |
| LAB PLUS, LLC AT SAINT THOMAS WEST HOSPITAL | | 45 | 14 | 24% | 59 |
| MEDFAST URGENT CARE - EDGEWATER | | 2 | 57 | 97% | 59 |
| ADVENT HEALTH CENTRA CARE - WINTER HAVEN | | 29 | 30 | 51% | 59 |
| AMELIA MEDICAL CARE | | 2 | 57 | 97% | 59 |
| GRANDE, THE | | 59 | | | 59 |
| SEASIDE HEALTH AND REHABILITATION CENTER | | 4 | 55 | 93% | 59 |
| HUNTSVILLE HOSPITAL LABORATORY | | 43 | 15 | 26% | 58 |
| ADVENT HEALTH CENTRA CARE - KISSIMMEE | | 25 | 33 | 57% | 58 |
| INTERNAL LAB | | 50 | 8 | 14% | 58 |
| TREE HOUSE PEDIATRICS PLLC | | 55 | 3 | 5% | 58 |
| LABFIRST - DEPARTMENT OF PATHOLOGY | | 57 | 1 | 2% | 58 |
| COMMUNITY HEALTH CENTERS OF PINELLAS INC | | 1 | 56 | 98% | 57 |
| FAST TRACK URGENT CARE CENTER - BRANDON | | | 57 | 100% | 57 |
| AMERICAN FAMILY MEDICAL | | 47 | 10 | 18% | 57 |
| MILLENIUM PHYSICIANS GROUP | | 1 | 56 | 98% | 57 |
| ADVENT HEALTH CENTRA CARE - POINCIANA | | 19 | 38 | 67% | 57 |
| BROWARD HEALTH CORAL SPRINGS EPIDEMIOLOGY DEPT | | | 57 | 100% | 57 |
| SOLARIS HEALTHCARE LAKE CITY | | 34 | 23 | 40% | 57 |
| CENTRAL BALDWIN IMMEDIATE CARE & FAMILY PRACTICE | | 43 | 13 | 23% | 56 |
| SABAL DIRECT PRIMARY CARE, PA | | 53 | 3 | 5% | 56 |
| LAKE VIEW CARE CENTER AT DELRAY | | 55 | 1 | 2% | 56 |
| DIAGNOSTIC LABORATORY OF OKLAHOMA | | 46 | 10 | 18% | 56 |
| JACKSONVILLE KIDS PEDIATRICS, PLLC | | 49 | 7 | 13% | 56 |
| STONY BROOK SOUTHAMPTON | | 55 | 1 | 2% | 56 |
| CLYDE E LASSEN STATE VETERANS NURSING HOME | | 54 | 2 | 4% | 56 |
| ASSOCIATED CLINICAL LABORATORIES | | 54 | 2 | 4% | 56 |
| AMBULATORY SURGERY CENTER OF BOCA RATON LTD | | 56 | | | 56 |
| THE CANOPY AT BERRYHILL | | 55 | | | 55 |
| QUICK CARE MED PL CR | | 52 | 3 | 5% | 55 |

COVID-19: testing by laboratory

Data through Nov 23, 2020 verified as of Nov 24, 2020 at 09:25 AM

Data in this report are provisional and subject to change.

The numbers in the table below represent the number of Florida and non-Florida residents for whom test results were received by the Department of Health. A person can be tested by more than one laboratory and can have both positive and negative results. **Therefore, the sum of the numbers in each column will be larger than the total number of people tested.**

| Reporting lab | Inconclusive | Negative | Positive | Percent positive | Total |
|--|--------------|----------|----------|------------------|-------|
| BUFFALO CROSSING HEALTHCARE & REHABILITATION CTR | | 55 | | | 55 |
| MV MEDICAL PRACTICE DBA PRIMARY URGENT CARE | | 54 | 1 | 2% | 55 |
| SONATA HUNTERS CREEK | | 47 | 8 | 15% | 55 |
| MINUTECLINIC DIAGNOSTIC OF SOUTH CAROLINA, LLC | | 50 | 5 | 9% | 55 |
| NORTH PORT REHABILITATION AND NURSING CENTER□ | | 54 | 1 | 2% | 55 |
| CLERMONT HEALTH AND REHAB | | 40 | 14 | 26% | 54 |
| PINELLAS CARE CENTER | | 38 | 16 | 30% | 54 |
| MILLER BIOCONNECT | | 43 | 11 | 20% | 54 |
| F&T MEDICAL RESEARCH, INC | | 54 | | | 54 |
| MD 365 MEDICAL CARE | | 53 | 1 | 2% | 54 |
| TIFFANY HALL NURSING AND REHAB | | 44 | 10 | 19% | 54 |
| CITRUS MEMORIAL HEALTH SYSTEM LAB | | 2 | 52 | 96% | 54 |
| EAST ALABAMA MEDICAL CENTER LABORATORY | | 46 | 8 | 15% | 54 |
| ST VINCENT'S BIRMINGHAM | | 53 | 1 | 2% | 54 |
| SARASOTA CO. HEALTH DEPT # 58 | | 40 | 14 | 26% | 54 |
| UNITED LABORATORY SERVICES CORPORATION | | 38 | 16 | 30% | 54 |
| BENTON HOUSE AT OAKLEAF | | 51 | 2 | 4% | 53 |
| DELTONA HEALTH CARE | | 44 | 9 | 17% | 53 |
| SOLARIS HEALTHCARE DAYTONA | | 53 | | | 53 |
| FINLAY CLINICAL LABORATORY INC | | 28 | 25 | 47% | 53 |
| MIAMI BEACH COMMUNITY HEALTH CENTER | | | 53 | 100% | 53 |
| PHYSICIANS PRIMARY CARE LAB | | 38 | 15 | 28% | 53 |
| ERIE COUNTY MEDICAL CTR CLINICAL LABS | | 52 | 1 | 2% | 53 |
| NEW YORK CITY DEPARTMENT OF HEALTH & MENTAL | | 48 | 4 | 8% | 52 |
| PHYSICIAN PARTNERS PERRY | | 34 | 18 | 35% | 52 |
| FLOMEDILAB | | 19 | 33 | 63% | 52 |
| PARKSIDE INN | | 52 | | | 52 |
| ADVENT HEALTH | | 49 | 3 | 6% | 52 |
| J AND G MEDICAL GROUP LLC | | 45 | 7 | 13% | 52 |
| Advent health care center Celebration | | 50 | 2 | 4% | 52 |
| ASCENSION SACRED HEART BAY LABORATORY | | 49 | 3 | 6% | 52 |
| CENTRA CARE - CONWAY | | 20 | 32 | 62% | 52 |
| MD LABS | | 29 | 22 | 43% | 51 |
| YOUR FAMILY WALK-IN CLINIC | | | 51 | 100% | 51 |
| WASHINGTON REHABILITATION AND NURSING CENTER | | 51 | | | 51 |
| GENPATH | | | 51 | 100% | 51 |
| ADVENT HEALTH - PALM HARBOR ER | | 38 | 13 | 25% | 51 |
| WIREGRASS DIRECT PRIMARY CARE PLLC□ | | 45 | 6 | 12% | 51 |
| DOCTORS MEMORIAL HOSPITAL | | 21 | 30 | 59% | 51 |
| NSPIRE HEALTHCARE MIAMI LAKES | | 51 | | | 51 |
| NXGEN MDX | | 19 | 31 | 62% | 50 |
| USF HEALTH MORSANI CENTER | | 5 | 45 | 90% | 50 |
| WELLNOW URGENT CARE PC | | 50 | | | 50 |
| PRIMEHEALTH URGENT CARE INC | | 46 | 4 | 8% | 50 |
| FAST TRACK URGENT CARE CENTER - WESLEY CHAPEL | | | 50 | 100% | 50 |
| JACKSONVILLE NURSING AND REHAB CENTER | | 50 | | | 50 |
| GATEWAY CARE CENTER | | 50 | | | 50 |

COVID-19: testing by laboratory

Data through Nov 23, 2020 verified as of Nov 24, 2020 at 09:25 AM

Data in this report are provisional and subject to change.

The numbers in the table below represent the number of Florida and non-Florida residents for whom test results were received by the Department of Health. A person can be tested by more than one laboratory and can have both positive and negative results. **Therefore, the sum of the numbers in each column will be larger than the total number of people tested.**

| Reporting lab | Inconclusive | Negative | Positive | Percent positive | Total |
|--|--------------|----------|----------|------------------|-------|
| CSL PLASMA | | 18 | 31 | 63% | 49 |
| VILLAGE DOCTORS OF KEYSTONE | | 41 | 8 | 16% | 49 |
| GULFVIEW MEDICAL INSTITUTE | | 49 | | | 49 |
| NATIONS BEST FAMILY HEALTH CARE | | 21 | 28 | 57% | 49 |
| MIAMI SHORES NURSING & REHAB | | 49 | | | 49 |
| EAGLES WATCH CLUSTER | | 40 | 9 | 18% | 49 |
| USF | | 1 | 48 | 98% | 49 |
| LUIS A GHIGLINO MD PA | | 49 | | | 49 |
| KORGENE LAB | | 18 | 31 | 63% | 49 |
| Colonial Lakes Health Care | | 49 | | | 49 |
| ADVENTHEALTH MEDICAL GROUP PROMPT CARE | | 40 | 9 | 18% | 49 |
| SOLARIS SENIOR LIVING NORTH NAPLES | | 48 | 1 | 2% | 49 |
| ANCIENT CITY PEDIATRICS | | 49 | | | 49 |
| SUNCOAST OPTIMAL WELLNESS | | 4 | 44 | 92% | 48 |
| EMBRY RIDDLE AERONAUTICAL UNIVERSITY HEALTH SERVICES | | | 48 | 100% | 48 |
| NITE LITE PEDIATRICS - PORT ST. LUCIE | | 42 | 6 | 13% | 48 |
| BAY CENTER HURRICANE SHELTER | | 48 | | | 48 |
| BIOIQ | | | 48 | 100% | 48 |
| FLORIDA COMMUNITY HEALTH CENTER | | 47 | | | 47 |
| INTERLAB | | 1 | 46 | 98% | 47 |
| ATRIUM AT LIBERTY PARK | | 46 | 1 | 2% | 47 |
| DBI HEALTH INC | | 45 | 2 | 4% | 47 |
| ALLIANCE PEDIATRICS | | 24 | 23 | 49% | 47 |
| EAST MANATEE FAMILY | 1 | 1 | 44 | 96% | 46 |
| ADVENT HEALTH - PALM COAST | | | 46 | 100% | 46 |
| ADVENT HEALTH CENTRA CARE - EAST ORLANDO | | 20 | 26 | 57% | 46 |
| VETERANS AFFAIRS MEDICAL CENTER - GULF COAST | | 27 | 19 | 41% | 46 |
| SOFT CELL LABORATORIES | | 44 | 2 | 4% | 46 |
| H LEE MOFFITT CANCER CENTER MICRO | | 46 | | | 46 |
| THE WELLNESS CENTER AT LAKEWOOD RANCH | | | 46 | 100% | 46 |
| SERANADES BY SONATA WEST ORANGE | | 44 | 2 | 4% | 46 |
| ST. CLOUD MEDICAL GROUP | | 46 | | | 46 |
| PREMIER PLACE HEALTHCARE AT THE GLENVIEW | | 46 | | | 46 |
| BIODESIX, INC. | | 38 | 8 | 17% | 46 |
| CHILDREN'S HOSPITAL OF ALABAMA | | 44 | 1 | 2% | 45 |
| PRIMARY CARE SOUTH INC | | | 45 | 100% | 45 |
| UNIVERSITY OF CENTRAL FLORIDA HEALTH SERVICES | | 45 | | | 45 |
| SOUTHPORT SQUARE HARBOUR HEALTH | | 45 | | | 45 |
| POINTE, THE | | 44 | 1 | 2% | 45 |
| MOBILE PHYSICIAN SERVICES INC | | 45 | | | 45 |
| URGENT CARE TCMA | | | 45 | 100% | 45 |
| WILSON MEMORIAL REGIONAL MEDICAL CENTER | | 44 | 1 | 2% | 45 |
| ALLIANCE OF PHYSICIANS AGAINST COVID-19 | | | 44 | 100% | 44 |
| SUN COUNTRY PEDIATRICS PLLC | 1 | 40 | 3 | 7% | 44 |
| MOOSEHAVEN LIFE CARE CENTER | | 44 | | | 44 |
| EDGEWATER AT WATERMAN VILLAGE,THE | | 44 | | | 44 |
| PEDIATRICS OF CENTRAL FLORIDA – SAINT CLOUD | 2 | 40 | 2 | 5% | 44 |

COVID-19: testing by laboratory

Data through Nov 23, 2020 verified as of Nov 24, 2020 at 09:25 AM

Data in this report are provisional and subject to change.

The numbers in the table below represent the number of Florida and non-Florida residents for whom test results were received by the Department of Health. A person can be tested by more than one laboratory and can have both positive and negative results. **Therefore, the sum of the numbers in each column will be larger than the total number of people tested.**

| Reporting lab | Inconclusive | Negative | Positive | Percent positive | Total |
|---|--------------|----------|----------|------------------|-------|
| ST FRANCIS HOSPITAL | | 38 | 6 | 14% | 44 |
| AVECINA MOBILE | | 41 | 3 | 7% | 44 |
| HEARTLAND PEDIATRICS OF LAKE WALES | | 40 | 3 | 7% | 43 |
| DE LUNA HEALTH AND REHABILITATION CENTER | | 43 | | | 43 |
| ISLAND COAST PEDIATRICS | | 41 | 2 | 5% | 43 |
| ADVENT HEALTH - LAKE MARY | | 35 | 8 | 19% | 43 |
| NORTH SHORE UNIVERSITY HOSPITAL LABORATORY | | 41 | 2 | 5% | 43 |
| MED EXPRESS | | 1 | 42 | 98% | 43 |
| EVENT MED SERVICES LABORATORY | | 43 | | | 43 |
| SANDY RIDGE CENTER FOR REHABILITATION AND HEALING | | 42 | 1 | 2% | 43 |
| BRANCH MEDICAL CLINIC | | | 43 | 100% | 43 |
| DAYSPRING SENIOR LIVING | | 43 | | | 43 |
| PALMS MEDICAL GROUP HIGH SPRINGS | | 40 | 2 | 5% | 42 |
| FHMG LAKE MARY PEDS | | 39 | 3 | 7% | 42 |
| QUOTIENT SCIENCES | | | 42 | 100% | 42 |
| ADVENT HEALTH - ORLANDO | | 37 | 5 | 12% | 42 |
| ALLEGRO | | 42 | | | 42 |
| DOUGLAS T JACOBSON STATE VETERANS HOME | | 42 | | | 42 |
| HEALTH FIRST - CAPE CANAVERAL HOSPITAL | | | 42 | 100% | 42 |
| HOBDAIR FAMILY HEALTH LLC | | 30 | 12 | 29% | 42 |
| SPRING HILL HEALTH AND REHABILITATION CENTER | | 31 | 11 | 26% | 42 |
| PEDIATRICS OF CENTRAL FLORIDA KISSI | | 33 | 8 | 20% | 41 |
| FLORIDA HOSPITAL NEW SMYRNA | | 4 | 37 | 90% | 41 |
| GV NAPLES OPCO, LLC | | 41 | | | 41 |
| LENOX HILL HOSPITAL | | 37 | 4 | 10% | 41 |
| ARCPOINTS LABS | | 37 | 4 | 10% | 41 |
| TROY REGIONAL MEDICAL CENTER | | 33 | 8 | 20% | 41 |
| ADVENT HEALTH - MOUNT DORA | | 6 | 35 | 85% | 41 |
| GENEDX | | 32 | 9 | 22% | 41 |
| LASER & SURGERY CENTER OF THE PALM BEACHES | | 41 | | | 41 |
| ARBOR TRAIL | | 39 | 1 | 3% | 40 |
| NO FLORIDA PEDIATRICS, PA | | 39 | 1 | 3% | 40 |
| PRIDE DIAGNOSTICS | | 24 | 16 | 40% | 40 |
| CLEVELAND CLINIC FOUNDATION | | 11 | 29 | 73% | 40 |
| AFC URGENT CARE TYRONE | | | 40 | 100% | 40 |
| CONEY ISLAND HOSPITAL | | 39 | 1 | 3% | 40 |
| RDX BIOSCIENCE | | | 39 | 100% | 39 |
| MIDWAY PRIMARY CARE, LLC | | 39 | | | 39 |
| ORLANDO HEALTH AND REHAB CENTER | | 4 | 35 | 90% | 39 |
| CLINICAL RESEARCH SEQUENCING PLATFORM | | 8 | 31 | 79% | 39 |
| FIRST CHOICE URGENT CARE | | 10 | 28 | 74% | 38 |
| HOMWOOD RESIDENCE AT FREEDOM PLAZA | | 37 | 1 | 3% | 38 |
| BAY COUNTY JAIL ANNEX | | 33 | 5 | 13% | 38 |
| SMA LAB | | 6 | 32 | 84% | 38 |
| CAPITAL REGIONAL MEDICAL CENTER | | 2 | 36 | 95% | 38 |
| 24/7 PEDIATRIC CARE CENTERS INC | | 37 | 1 | 3% | 38 |
| EPN URGENT CARE | | | 38 | 100% | 38 |

COVID-19: testing by laboratory

Data through Nov 23, 2020 verified as of Nov 24, 2020 at 09:25 AM

Data in this report are provisional and subject to change.

The numbers in the table below represent the number of Florida and non-Florida residents for whom test results were received by the Department of Health. A person can be tested by more than one laboratory and can have both positive and negative results. **Therefore, the sum of the numbers in each column will be larger than the total number of people tested.**

| Reporting lab | Inconclusive | Negative | Positive | Percent positive | Total |
|---|--------------|----------|----------|------------------|-------|
| PEDIATRIC CARE CENTER- JACKSONVILLE BEACH | | 11 | 27 | 71% | 38 |
| BAPTIST MEDICAL CENTER SOUTH | | 28 | 10 | 26% | 38 |
| AFC PHYSICIANS OF FLORIDA | | 37 | 1 | 3% | 38 |
| VISITING PHYSICIANS ASSOCIATION | | 34 | 4 | 11% | 38 |
| JOSEPH L MORSE GERIATRIC CENTER | 2 | 36 | | | 38 |
| RAINBOW PEDIATRICS PC LLC / BREAKFAST POINT | | 38 | | | 38 |
| DAIRY ROAD URGENT CARE | | 14 | 23 | 62% | 37 |
| UNIVERSITY OF ALABAMA | | 34 | 3 | 8% | 37 |
| ONE MILO | | 37 | | | 37 |
| PRECISION HEALTH SOLUTIONS LAB | | 9 | 28 | 76% | 37 |
| KENDALL REGIONAL MEDICAL CENTER LAB | 3 | | 34 | 92% | 37 |
| HUNTINGTON HOSPITAL LABORATORY | | 36 | 1 | 3% | 37 |
| BOULEVARD REHABILITATION CENTER | | 24 | 13 | 35% | 37 |
| POPLAR HEALTHCARE PLLC | 1 | 11 | 25 | 68% | 37 |
| ADVENTHEALTH CENTRA CARE MOUNT DORA | | 28 | 9 | 24% | 37 |
| FLORIDA MEDICAL CLINIC PA | | 34 | 2 | 6% | 36 |
| BROAD INSTITUTE CLINICAL SEQUENCING RESEARCH PLATFORM | 1 | 32 | 3 | 8% | 36 |
| TUSCAN GARDENS OF PALM COAST | | 36 | | | 36 |
| WINDSOR OAKS | | 36 | | | 36 |
| NEW YORK PRESBYTERIAN - QUEENS DIAGNOSTIC | | 35 | 1 | 3% | 36 |
| WESLEY HAVEN VILLA | | 36 | | | 36 |
| PONCE THERAPY CARE CENTER | | 33 | 3 | 8% | 36 |
| BVL/LITTLE ANGEL PEDIATRICS | | 36 | | | 36 |
| SUNY UPSTATE MEDICAL UNIVERSITY | | 32 | 4 | 11% | 36 |
| MOLECULAR TESTING LABS | | 3 | 33 | 92% | 36 |
| SOUTHEAST ALABAMA MEDICAL CENTER | | | 35 | 100% | 35 |
| Guardian Care Nursing and Rehabilitation Center | | 35 | | | 35 |
| BAYSHORE PATHOLOGY | | 34 | 1 | 3% | 35 |
| PROJECT HEALTH, INC SUMTERVILLE | | 30 | 5 | 14% | 35 |
| HERON CLUB AT PRESTANCIA | | 34 | 1 | 3% | 35 |
| IRL | | 4 | 31 | 89% | 35 |
| MICRO PATH LABORATORIES INC | | 35 | | | 35 |
| P23 LABS | | 35 | | | 35 |
| DIGNITY HEALING, LLC | | 34 | 1 | 3% | 35 |
| BRONX LEBANON HOSPITAL-MEDICAL CENTER | | 34 | 1 | 3% | 35 |
| FLORIDA HEALTH CARE PLAN INC | | 2 | 33 | 94% | 35 |
| BORLAND GROOVER CLINIC | 1 | 27 | 7 | 20% | 35 |
| QUEENS HOSPITAL CENTER | | 34 | 1 | 3% | 35 |
| FHMG_CTR FOR SENIOR HEALTH | | 30 | 5 | 14% | 35 |
| ASCENSION MEDICAL GROUP | | | 35 | 100% | 35 |
| ROCHESTER GENERAL HOSPITAL LABORATORY | | 34 | 1 | 3% | 35 |
| LAKELAND REGIONAL HEALTH LAKE MIRIAM | | 3 | 32 | 91% | 35 |
| ADVENT HEALTH - FISH MEMORIAL | | 2 | 33 | 94% | 35 |
| NEXT MOLECULAR ANALYTICS | | 5 | 30 | 86% | 35 |
| RITECARE MED CTR H | | | 34 | 100% | 34 |
| FIRST CHOICE PRIMARY CARE | | 22 | 12 | 35% | 34 |
| FAMILY EXTENDED CARE OF WINTER HAVEN | | 34 | | | 34 |

COVID-19: testing by laboratory

Data through Nov 23, 2020 verified as of Nov 24, 2020 at 09:25 AM

Data in this report are provisional and subject to change.

The numbers in the table below represent the number of Florida and non-Florida residents for whom test results were received by the Department of Health. A person can be tested by more than one laboratory and can have both positive and negative results. **Therefore, the sum of the numbers in each column will be larger than the total number of people tested.**

| Reporting lab | Inconclusive | Negative | Positive | Percent positive | Total |
|---|--------------|----------|----------|------------------|-------|
| CENTRA CARE – APOPKA | | | 34 | 100% | 34 |
| EXPERTUS LABORATORIES INC | | 13 | 21 | 62% | 34 |
| LECONTE MEDICAL CENTER LAB | | 26 | 8 | 24% | 34 |
| ALTAMONTE PEDIATRIC ASSOCIATES | | 30 | 4 | 12% | 34 |
| HARBOUR HEALTH CENTER | | 33 | 1 | 3% | 34 |
| A COUNTRY PLACE ASSISTED LIVING FACILITY | | 33 | | | 33 |
| PEDIATRICS IN BREVARD PA | | 26 | 7 | 21% | 33 |
| ADVENT HEALTH CENTRA CARE - HUNTERS CREEK | | 1 | 32 | 97% | 33 |
| ACCURATE DIAGNOSTIC LAB | | 32 | 1 | 3% | 33 |
| DOH-WEST PALM BEACH BRANCH LABORATORY | | 1 | 32 | 97% | 33 |
| PINNACLES PEDS CARE PA | | 33 | | | 33 |
| AHSE ROP | | 32 | 1 | 3% | 33 |
| BioReference Laboratories, Inc | | 6 | 27 | 82% | 33 |
| John Knox Village of Florida ALF | | 33 | | | 33 |
| AYERS NURSING AND REHABILITATION CENTER | | 33 | | | 33 |
| HOLZER HEALTH CENTER | | | 32 | 100% | 32 |
| CHILDREN MED CARE INC | | 30 | 2 | 6% | 32 |
| CARRINGTON PLACE OF ST PETE LLC | | 31 | 1 | 3% | 32 |
| WESTMINSTER ST AUGUSTINE | | 32 | | | 32 |
| BENTON HOUSE OF ST. JOHNS | | 32 | | | 32 |
| CYPRESS COVE CARE CENTER | | | 32 | 100% | 32 |
| AFC URGENT CARE CLEARWATER | | 1 | 31 | 97% | 32 |
| RASHDA ALBIBI M.D. P.A. | | 30 | 2 | 6% | 32 |
| ST. MARYS MEDICAL CENTER | | 1 | 31 | 97% | 32 |
| CHILDRENS MEDICAL ASSOCIATION | | 24 | 8 | 25% | 32 |
| PALMS EDGE | | 32 | | | 32 |
| ST AUGUSTINE PEDIATRIC ASSOC | | 30 | 2 | 6% | 32 |
| INDIGO MANOR | | 11 | 21 | 66% | 32 |
| EAST LAKE PEDIATRICS PA | | 29 | 3 | 9% | 32 |
| SARATOGA HOSPITAL LABORATORY | | 30 | 2 | 6% | 32 |
| REGENTS PARK OF BOCA RATON | | 31 | 1 | 3% | 32 |
| Q ANSWER LAB | 1 | 4 | 27 | 84% | 32 |
| Heartland Healthcare of Ft. Myers | | 32 | | | 32 |
| ADVANCED AMBULATORY SURGERY CENTER | | 31 | | | 31 |
| NORTH FLORIDA PEDIATRICS PA - DUVAL | | 30 | 1 | 3% | 31 |
| WASHINGTON HEIGHTS NYC LAB | | 30 | 1 | 3% | 31 |
| Cross Landings Health and Rehabilitation | | 31 | | | 31 |
| PRMG - EAST NAPLES | | 23 | 8 | 26% | 31 |
| MOLECULAR DIAGNOSTICS | | 1 | 30 | 97% | 31 |
| GRAND OAKS OF JENSEN BEACH LLC | | 31 | | | 31 |
| HARBORCHASE OF VERO BEACH | | 28 | 3 | 10% | 31 |
| JUPITER MEDICAL CENTER URGENT CARE | | | 31 | 100% | 31 |
| STEINHATCHEE FAMILY MEDICAL CENTER | | 27 | 4 | 13% | 31 |
| DISCOVERY COMMONS AT BRADENTON | | 31 | | | 31 |
| ADVENT HEALTH - LAKE NONA | | 28 | 3 | 10% | 31 |
| PALMETTO FAMILY HEALTHCARE | | 8 | 23 | 74% | 31 |
| ADVENTHEALTH CENTRA CARE LONGWOOD | | 28 | 3 | 10% | 31 |

COVID-19: testing by laboratory

Data through Nov 23, 2020 verified as of Nov 24, 2020 at 09:25 AM

Data in this report are provisional and subject to change.

The numbers in the table below represent the number of Florida and non-Florida residents for whom test results were received by the Department of Health. A person can be tested by more than one laboratory and can have both positive and negative results. **Therefore, the sum of the numbers in each column will be larger than the total number of people tested.**

| Reporting lab | Inconclusive | Negative | Positive | Percent positive | Total |
|--|--------------|----------|----------|------------------|-------|
| ORLANDO HEALTH CENTER FOR REHABILITATION | | 31 | | | 31 |
| PHYSICIAN ASSOCIATES LLC | | 26 | 5 | 16% | 31 |
| ADVENTHEALTH EXPRESS CARE | | 9 | 21 | 70% | 30 |
| HERITAGE WATERSIDE | | 27 | 3 | 10% | 30 |
| CHIPOLA MEDICAL ASSOCIATES, LLC | | 20 | 10 | 33% | 30 |
| AMEERAH LABS | | | 30 | 100% | 30 |
| BOND CLINIC | | 3 | 27 | 90% | 30 |
| REGENCY PARK ASSISTED LIVING FACILITY | | 29 | 1 | 3% | 30 |
| EAST NEW YORK DIAGNOSTIC AND TREATMENT | | 30 | | | 30 |
| DOH | | 16 | 14 | 47% | 30 |
| PALM BAY URGENT CARE | | 5 | 25 | 83% | 30 |
| CRAIG BERGER MD PL D/B/A BAY AREA EYE INSTITUTE | | 30 | | | 30 |
| FLAGLER COUNTY HEALTH DEPARTMENT | | 29 | 1 | 3% | 30 |
| TGH URGENT CARE - SEMINOLE | | | 30 | 100% | 30 |
| PHOSPHORUS DIAGNOSTICS | | 27 | 2 | 7% | 29 |
| WUESTHOFF MEMORIAL HOSPITAL | | | 29 | 100% | 29 |
| VILLA MARIA WEST SKILLED NURSING FACILITY | | 29 | | | 29 |
| P4CLINICAL | 3 | 2 | 24 | 83% | 29 |
| BAYFRONT MEDICAL | | 23 | 6 | 21% | 29 |
| AVON PARK PEDIATRICS INC | | 27 | 2 | 7% | 29 |
| FLORIDA HEALTH CARE | | 4 | 25 | 86% | 29 |
| WELL HEALTH WORKS | | 28 | 1 | 3% | 29 |
| BOND CLINIC PA | | 1 | 28 | 97% | 29 |
| PATRICK AIR FORCE BASE | | 1 | 28 | 97% | 29 |
| LOURDES HOSPITAL INC | | 27 | 2 | 7% | 29 |
| CENTERSTONE OF FLORIDA☐ | | 26 | 3 | 10% | 29 |
| VILLAGE PLACE NH LLC☐ | | 22 | 7 | 24% | 29 |
| BIOFIRE | | 7 | 22 | 76% | 29 |
| PHYSICIANS REGIONAL CLINIC | | 18 | 11 | 38% | 29 |
| WESTWOOD NURSING AND REHABILITATION | | 28 | 1 | 3% | 29 |
| LIFE CARE CENTER OF WINTER HAVEN | | 17 | 12 | 41% | 29 |
| PLYMOUTH HOME FOR ADULTS, INC. | 7 | 21 | 1 | 3% | 29 |
| J FRANK AVEY MD | | 23 | 6 | 21% | 29 |
| FLORIDA HOSPITAL | | 21 | 8 | 28% | 29 |
| SANFORD MOBILE LAB PGA TOUR | | 27 | 1 | 4% | 28 |
| MINUTECLINIC DIAGNOSTIC OF RHODE ISLAND, LLC #1544 | | 27 | 1 | 4% | 28 |
| ADVENT HEALTH - LAKE WALES | | 20 | 8 | 29% | 28 |
| LONGLEAF DIAGNOSTIC LABORATORIES | | 3 | 25 | 89% | 28 |
| ELLENTON PEDIATRICS PA | | 25 | 3 | 11% | 28 |
| ADVENTIST HEALTH SYSTEM FLORIDA | | 23 | 5 | 18% | 28 |
| HENDRY REGIONAL MEDICAL CENTER CLINICAL LABORATORY | | 27 | 1 | 4% | 28 |
| NAPLES PEDIATRICS INC☐ | | 27 | 1 | 4% | 28 |
| IPSUM DIAGNOSTICS | | | 28 | 100% | 28 |
| TRADITIONAL HOME CARE INC | | 28 | | | 28 |
| ADVENT HEALTH - ALTAMONTE SPRINGS | | 23 | 5 | 18% | 28 |
| PruittHealth Santa Rosa | | 25 | 3 | 11% | 28 |
| JACKSON HEALTH SYSTEM | | 1 | 26 | 96% | 27 |

COVID-19: testing by laboratory

Data through Nov 23, 2020 verified as of Nov 24, 2020 at 09:25 AM

Data in this report are provisional and subject to change.

The numbers in the table below represent the number of Florida and non-Florida residents for whom test results were received by the Department of Health. A person can be tested by more than one laboratory and can have both positive and negative results. **Therefore, the sum of the numbers in each column will be larger than the total number of people tested.**

| Reporting lab | Inconclusive | Negative | Positive | Percent positive | Total |
|---|--------------|----------|----------|------------------|-------|
| PALM GARDEN OF JACKSONVILLE | | 26 | 1 | 4% | 27 |
| MEDFAST URGENT CARE CENTERS LLC | | | 27 | 100% | 27 |
| PECONIC BAY MEDICAL CENTER LABORATORY | | 23 | 4 | 15% | 27 |
| OAKTREE HEALTHCARE | | | 27 | 100% | 27 |
| LabCorp L#09258130 M#09258125 | | 10 | 17 | 63% | 27 |
| UCLA HEALTHCARE CLINICAL LABS | | 23 | 4 | 15% | 27 |
| CDC | | 17 | 10 | 37% | 27 |
| SUNCOAST LABS | | | 27 | 100% | 27 |
| FOUNTAIN INN NURSING & REHABILITATION CTR, INC | | 27 | | | 27 |
| BENTON HOUSE OF ST JOHNS | | 27 | | | 27 |
| LOOP PEDIATRICS PA | | 25 | 2 | 7% | 27 |
| PROMPT CARE OF CENTRAL FLORIDA | | | 26 | 100% | 26 |
| COLOR GENOMICS, INC. | | 24 | 2 | 8% | 26 |
| PERSONAL PEDIATRICS | | 24 | 2 | 8% | 26 |
| FAST TRACK URGENT CARE CENTER - SEMINOLE | | | 26 | 100% | 26 |
| VILLAS OF HOLLY BROOK - BRADENTON 14TH | | 26 | | | 26 |
| PALM RIVER COMMUNITY HEALTH CENTER | | 22 | 4 | 15% | 26 |
| CORAL GABLES NURSING & REHABILITATION CENTER | | 21 | 5 | 19% | 26 |
| COMPREHENSIVE CHILDCARE | | 20 | 6 | 23% | 26 |
| SANTA BARBARA CARE CENTER | | 16 | 10 | 38% | 26 |
| MONCRIEF ARMY HEALTH CLINIC | | | 26 | 100% | 26 |
| THE MINIER URGENT CARE | | 20 | 6 | 23% | 26 |
| ADVENTHEALTH CENTRA CARE WATERFORD LAKES | | 4 | 22 | 85% | 26 |
| ADVENT HEALTH CENTRA CARE - SAND LAKE | | 2 | 24 | 92% | 26 |
| CENTURY CENTER FOR REHABILITATION & HEALING | | 16 | 10 | 38% | 26 |
| LOOP PEDIATRICS | | 22 | 4 | 15% | 26 |
| REDI-MED WALK-IN FAMILY CARE | | | 26 | 100% | 26 |
| MEDICAL CONSULTANTS OF FLORIDA LLC | | 25 | 1 | 4% | 26 |
| BAY VUE NURSING AND REHABILITATION CENTER | | 26 | | | 26 |
| FLORIDA DEPARTMENT OF HEALTH IN POLK COUNTY | | 25 | | | 25 |
| MAINSTREET FAMILY URGENT CARE | | 1 | 24 | 96% | 25 |
| HEALTH FIRST - VIERA HOSPITAL | | 1 | 24 | 96% | 25 |
| QHC UPSTATE MEDICAL PC | | 21 | 4 | 16% | 25 |
| STUART URGENT CARE | | | 25 | 100% | 25 |
| AFC URGENT CARE FAMILY CARE | | | 25 | 100% | 25 |
| FAMILY EXTENDED CARE OF CENTRAL TAMPA | | 25 | | | 25 |
| ADVENT HEALTH CENTRA CARE - LAKE BUTLER BOULEVARD | | | 25 | 100% | 25 |
| CONNECTICUT DEPARTMENT OF HEALTH | | 22 | 3 | 12% | 25 |
| URGENT CARE & WELLNESS CENTER | | 3 | 22 | 88% | 25 |
| NORTHWELL HEALTH PLAINVIEW HOSPITAL LABORATORY | | 22 | 3 | 12% | 25 |
| ESCAMBIA COUNTY JAIL | | 16 | 9 | 36% | 25 |
| Concordia Village of Tampa AL | | 25 | | | 25 |
| ST. CLOUD HOSPITAL | | 20 | 5 | 20% | 25 |
| QUICK CARE MED | | 18 | 7 | 28% | 25 |
| SANITAS | | 4 | 21 | 84% | 25 |
| PENSACOLA DEVELOPMENTAL CENTER | | 9 | 16 | 64% | 25 |
| TARPON POINT NURSING AND REHABILITATION CENTER | | 24 | | | 24 |

COVID-19: testing by laboratory

Data through Nov 23, 2020 verified as of Nov 24, 2020 at 09:25 AM

Data in this report are provisional and subject to change.

The numbers in the table below represent the number of Florida and non-Florida residents for whom test results were received by the Department of Health. A person can be tested by more than one laboratory and can have both positive and negative results. **Therefore, the sum of the numbers in each column will be larger than the total number of people tested.**

| Reporting lab | Inconclusive | Negative | Positive | Percent positive | Total |
|---|--------------|----------|----------|------------------|-------|
| ROCKLEDGE REGIONAL MEDICAL CENTER | | 18 | 6 | 25% | 24 |
| DAYSPRING VILLAGE | | 24 | | | 24 |
| ATLANTIC URGENT CARE | | 11 | 13 | 54% | 24 |
| DOC SMILEYS URGENT CARE LLC | | | 24 | 100% | 24 |
| LABORATORY DYNAMICS | | 20 | 4 | 17% | 24 |
| GRACE PEDIATRICS | | 18 | 6 | 25% | 24 |
| WELLOW URGENT CARE | | 23 | 1 | 4% | 24 |
| MED ONE AT SAINT AUGUSTINE | | 20 | 4 | 17% | 24 |
| MADWAR | | 19 | 5 | 21% | 24 |
| ADVENTHEALTH MEDICAL GROUP FAMILY MEDICINE AT | | 19 | 5 | 21% | 24 |
| WESTMINSTER WOODS ON JULINGTON CREEK | | 22 | 2 | 8% | 24 |
| UNIPATH | | 17 | 7 | 29% | 24 |
| TGH URGENT CARE – TYRONE | | 1 | 23 | 96% | 24 |
| ECOLAB GROUP | | 4 | 20 | 83% | 24 |
| University Hills health and Rehabilitation | | 15 | 9 | 38% | 24 |
| TRUGENX | | 1 | 23 | 96% | 24 |
| TRINITY AL SENIOR HOUSING LLC | | 23 | 1 | 4% | 24 |
| Crystal Health & Rehab Center | | 24 | | | 24 |
| FAMILY CARE PARTNERS | | 14 | 10 | 42% | 24 |
| WINTER GARDEN REHAB AND NURSING CENTER | | 24 | | | 24 |
| CDR MAGUIRE - MIAMI BEACH CC MISSION 17388 | | 2 | 22 | 92% | 24 |
| BAY EDUCATORS WELLNESS CENTER | | 13 | 11 | 46% | 24 |
| NEOGENOMICS LABORATORIES INC | | 24 | | | 24 |
| CATHOLIC HEALTH SERVICES REGIONAL LAB | | 20 | 4 | 17% | 24 |
| COURTYARDS OF ORLANDO | | 24 | | | 24 |
| AVENTIS BIO-SERVICES CTL | | 24 | | | 24 |
| MEDEXPRESS URGENT CARE - GOLDEN GATE | | 3 | 21 | 88% | 24 |
| IMA MEDICAL GROUP POINCIANA | | 11 | 12 | 52% | 23 |
| PARK WEST MEDICAL CENTER | | 22 | 1 | 4% | 23 |
| GRAND ST PAUL CVS | | 23 | | | 23 |
| WAVE CREST HEALTH AND REHABILITATION CENTER | | 23 | | | 23 |
| PENNSYLVANIA DEPT OF HEALTH | | 19 | 4 | 17% | 23 |
| EXPRESS CARE OF BELLEVIEW | | 23 | | | 23 |
| ISLAND COAST PEDIATRICS PA | | 22 | 1 | 4% | 23 |
| SENIOR HEALTH OF WINTER PARK DUNDEE | | 23 | | | 23 |
| NO FLORIDA PEDIATRICS, PA - BRADFORD | | 22 | 1 | 4% | 23 |
| THE TERRACE OF JACKSONVILLE | | 3 | 20 | 87% | 23 |
| UNIVERSITY HILLS HEALTH AND REHABILITATION CENTER | | 18 | 5 | 22% | 23 |
| EGL GENETIC DIAGNOSTICS | | 1 | 22 | 96% | 23 |
| MINNESOTA TWINS | | 23 | | | 23 |
| UF HEALTH NORTH JACKSONVILLE | | | 23 | 100% | 23 |
| HEALTH FIRST ADVENTHEALTH CENTRA CARE TITUSVILLE | | 23 | | | 23 |
| COOPER FAMILY MEDICAL, PLLC | | 19 | 4 | 17% | 23 |
| MEDICAL CENTER CLINIC-IMMEDIATE CARE | | 21 | 2 | 9% | 23 |
| EXPRESS URGENT CARE LLC | | | 23 | 100% | 23 |
| COLLIER HMA PHYSICIAN MANAGEMENT LLC | | 18 | 5 | 22% | 23 |
| PEDIATRIC SPECIALISTS MEDICAL GROUP | 1 | 21 | 1 | 4% | 23 |

COVID-19: testing by laboratory

Data through Nov 23, 2020 verified as of Nov 24, 2020 at 09:25 AM

Data in this report are provisional and subject to change.

The numbers in the table below represent the number of Florida and non-Florida residents for whom test results were received by the Department of Health. A person can be tested by more than one laboratory and can have both positive and negative results. **Therefore, the sum of the numbers in each column will be larger than the total number of people tested.**

| Reporting lab | Inconclusive | Negative | Positive | Percent positive | Total |
|--|--------------|----------|----------|------------------|-------|
| MEDLOGIC, LLC | | 3 | 19 | 86% | 22 |
| MD 365 MEDICAL CARE PLLC | | 22 | | | 22 |
| CARDIOLOGY AND MEDICINE ASSOCIATES | | 18 | 4 | 18% | 22 |
| MEDEXPRESS URGENT CARE - CLEWISTON | | | 22 | 100% | 22 |
| FLORIDA PEDIATRICS | | 6 | 16 | 73% | 22 |
| FIRST CHOICE PEDIATRICS LOOP | | 20 | 2 | 9% | 22 |
| MOBILE DIVISION LABORATORY | | 7 | 15 | 68% | 22 |
| PENSACOLA PEDIATRICS - PACE | | 16 | 6 | 27% | 22 |
| FHMG-FLORIDA HOSPITAL MEDICAL GROUP | | 19 | 3 | 14% | 22 |
| CRUCIAL CARE EMERGENCY MEDICINE DOCTORS | | 17 | 5 | 23% | 22 |
| WUESTHOFF MEDICAL CENTER-MELBOURNE | | | 22 | 100% | 22 |
| WHITE WILSON MEDICAL IMMEDIATE CARE NICEVILLE | | | 22 | 100% | 22 |
| SUNTREE INTERNAL MEDICINE | | 22 | | | 22 |
| BROOKDALE UNIVERSITY HOSPITAL | | 21 | 1 | 5% | 22 |
| MINUTE CLINIC INCORPORATE | | 18 | 4 | 18% | 22 |
| ACTIVE SENIOR LIVING | | 20 | 2 | 9% | 22 |
| NORTH FLORIDA PEDIATRICS | | 21 | 1 | 5% | 22 |
| HENNEPIN COUNTY MEDICAL CENTER (HCMC) | | 12 | 10 | 45% | 22 |
| DIACARTA INC. | | 22 | | | 22 |
| life Care Center of Melbourne | | 9 | 12 | 57% | 21 |
| SUNQUEST | | 3 | 18 | 86% | 21 |
| ST. ANNE'S NURSING CENTER & RESIDENCE | | 21 | | | 21 |
| PULMONARY SPECIALISTS OF THE PALM BEACHES | | 15 | 6 | 29% | 21 |
| STATE LAB | | 2 | 19 | 90% | 21 |
| CLINICAL PATHOLOGY LABORATORIES SOUTHEAST | | | 21 | 100% | 21 |
| CENTRA CARE - SAND LAKE | | | 21 | 100% | 21 |
| STATEN ISLAND UNIVERSITY HOSPITAL-POUCH | | 21 | | | 21 |
| PONTE VEDRA GARDENS | | 21 | | | 21 |
| IQBAL A FARUQUI MD | | 16 | 5 | 24% | 21 |
| ADVENT HEALTH CENTRA CARE - APOPKA NORTH | | 10 | 11 | 52% | 21 |
| BAPTIST HEALTH SOUTH FLORIDA - WEST BOCA URGENT CARE | | | 21 | 100% | 21 |
| PATHGROUP | | | 21 | 100% | 21 |
| VASSAR BROTHERS MEDICAL CENTER LABORATORY | | 20 | 1 | 5% | 21 |
| KEY PRIMARY CARE | | | 21 | 100% | 21 |
| ST JUDE CHILDRENS RESEARCH HOSPITAL | | 21 | | | 21 |
| MADISON COUNTY MEMORIAL HOSP | | 12 | 9 | 43% | 21 |
| BOCA BIOLISTIC REFERENCE LAB | | | 21 | 100% | 21 |
| MARTIN ACQUISITION 1 LLC DBA | | 21 | | | 21 |
| MINUTE CLINIC LLC #2216 | | 20 | 1 | 5% | 21 |
| ADVENT HEALTH CENTRA CARE - SOUTH ORANGE | | 8 | 13 | 62% | 21 |
| CENTRA CARE - LAKE NONA | | 3 | 18 | 86% | 21 |
| LATE HOURS URGENT CARE | | 7 | 13 | 65% | 20 |
| FLORIDA DEPARTMENT OF HEALTH CLAY COUNTY | | | 20 | 100% | 20 |
| INTERNATIONAL MEDICAL LABORATORY | | 20 | | | 20 |
| PORT CHARLOTTE REHABILITATION CENTER | | 18 | 2 | 10% | 20 |
| MEDCOMP SCIENCES | | | 20 | 100% | 20 |
| LABORATORY ALLIANCE OF CENTRAL NEW YORK | | 19 | 1 | 5% | 20 |

COVID-19: testing by laboratory

Data through Nov 23, 2020 verified as of Nov 24, 2020 at 09:25 AM

Data in this report are provisional and subject to change.

The numbers in the table below represent the number of Florida and non-Florida residents for whom test results were received by the Department of Health. A person can be tested by more than one laboratory and can have both positive and negative results. **Therefore, the sum of the numbers in each column will be larger than the total number of people tested.**

| Reporting lab | Inconclusive | Negative | Positive | Percent positive | Total |
|---|--------------|----------|----------|------------------|-------|
| SOUTHERN LABORATORY | | 3 | 17 | 85% | 20 |
| CORAL GABLES HOSPITAL | | | 20 | 100% | 20 |
| CARENOW - DOWNTOWN NORTH GULCH | | 20 | | | 20 |
| THE CHAPPEL GROUP RESEARCH | | 20 | | | 20 |
| MEDICAL EXPRESS CORP | | 18 | 2 | 10% | 20 |
| CRONOS CLINICAL LABORATORY | | 20 | | | 20 |
| EVERLYWELL | | 13 | 7 | 35% | 20 |
| EXCEL PEDIATRICS | | 9 | 11 | 55% | 20 |
| MINUTECLINIC DIAGNOSTIC OF RHODE ISLAND, LLC #212 | | 20 | | | 20 |
| UPMC CHAUTAUQUA AT WCA LABORATORY | | 19 | 1 | 5% | 20 |
| QUICK CARE MED LLC | | 19 | 1 | 5% | 20 |
| BROWARD HEALTH MEDICAL CENTER CLINICAL LAB | | | 20 | 100% | 20 |
| TAYLORVILLE FAMILY MEDICINE | | 15 | 5 | 25% | 20 |
| GOOD SAMARITAN CENTER | | 20 | | | 20 |
| Solaris Healthcare Coconut Creek | | 20 | | | 20 |
| MONTEFIORE NEW ROCHELLE HOSPITAL | | 19 | 1 | 5% | 20 |
| INTERCOASTAL MEDICAL GROUP | | | 19 | 100% | 19 |
| CENTRAL FLORIDA HEALTH CARE INC | | 2 | 17 | 89% | 19 |
| LAB INTERMARKET FACILITY LAB | | 1 | 18 | 95% | 19 |
| SOLARIS HEALTHCARE MERRITT ISLAND | | 16 | 3 | 16% | 19 |
| CL BRUMBACK PRIMARY CARE CLINIC LANTANA | | 1 | 18 | 95% | 19 |
| STEWART MEDICAL GROUP | | | 19 | 100% | 19 |
| BAYVIEW MEDICAL | | 19 | | | 19 |
| HEALTHY MINORS, LLC. | | 19 | | | 19 |
| MILLENNIUM PHYSICIAN GROUP LLC | | 18 | 1 | 5% | 19 |
| HEALTH PARK CARE CENTER | | 19 | | | 19 |
| AMERICAN FAMILY MEDICAL LLC | | 14 | 5 | 26% | 19 |
| STONE WASH CLINICAL LABORATORIES | | 2 | 17 | 89% | 19 |
| INTEGRATED REGIONAL LABORATORIES - LARGO | | | 19 | 100% | 19 |
| TRADITIONAL HOME HEALTH OF PALM BEACH INC | | 19 | | | 19 |
| The Grove Health and Rehabilitation | | 12 | 7 | 37% | 19 |
| LONG ISLAND JEWISH MED CTR | | 18 | 1 | 5% | 19 |
| ESOTERIX GENETIC LABORATORIES | | 16 | 3 | 16% | 19 |
| METRO KNOXVILLE HMA | | 18 | 1 | 5% | 19 |
| MED HEALTH SERVICES | | 18 | 1 | 5% | 19 |
| VILLAGE ON THE ISLE☐ | | 17 | 2 | 11% | 19 |
| REDITUS LABORATORIES | | | 19 | 100% | 19 |
| FLORIDA PEDIATRIC GROUP | | 5 | 14 | 74% | 19 |
| CHARTER SENIOR LIVING OF PANAMA CITY BEACH | | 18 | | | 18 |
| ST PETER'S BENDER LABORATORY | | 18 | | | 18 |
| TOTAL RENAL LABORATORIES INC | | 13 | 5 | 28% | 18 |
| PruittHealth Panama City | | 18 | | | 18 |
| BETHUNE-COOKMAN UNIVERSITY | | | 18 | 100% | 18 |
| ZON BEACHSIDE LLC☐ | | 15 | 3 | 17% | 18 |
| CROSSWINDS HEALTH AND REHABILITATION CENTER | | 18 | | | 18 |
| XPRESS WELLNESS URGENT CARE | | | 18 | 100% | 18 |
| SEVEN RIVERS REGIONAL MEDICAL CENTER | | 5 | 13 | 72% | 18 |

COVID-19: testing by laboratory

Data through Nov 23, 2020 verified as of Nov 24, 2020 at 09:25 AM

Data in this report are provisional and subject to change.

The numbers in the table below represent the number of Florida and non-Florida residents for whom test results were received by the Department of Health. A person can be tested by more than one laboratory and can have both positive and negative results. **Therefore, the sum of the numbers in each column will be larger than the total number of people tested.**

| Reporting lab | Inconclusive | Negative | Positive | Percent positive | Total |
|--|--------------|----------|----------|------------------|-------|
| POARCH BANC CREEK INDIANS TRIBAL HEALTH DEPARTMENT | | | 18 | 100% | 18 |
| CHILDRENS MEDICAL ASSOCIATION PA | | 8 | 10 | 56% | 18 |
| HUNT CLUB PEDIATRIC ASSOCIATES PA | | 17 | 1 | 6% | 18 |
| MADISON CORE LABORATORIES | | 17 | 1 | 6% | 18 |
| MINUTE CLINIC, LLC DBA MINUTECLINIC #4505 | | 17 | 1 | 6% | 18 |
| EC OPCO CARROLLWOOD LLC | | 13 | 5 | 28% | 18 |
| BIG BOCA SMILES LLC | | 17 | 1 | 6% | 18 |
| MOORINGS PARK OAKSTONE AT GREY OAKS | | 17 | 1 | 6% | 18 |
| SOLARIS HEALTHCARE LAKE BENNET | | 16 | 2 | 11% | 18 |
| HEALTH CENTRAL PARK | | 18 | | | 18 |
| ADVANCED MEDICAL GROUP | | | 18 | 100% | 18 |
| SONNIS PEDIATRICS PA | | 18 | | | 18 |
| NEW SMYRNA BEACH URGENT CARE | | | 18 | 100% | 18 |
| TPCA CLINICAL LABORATORIES | | 15 | 3 | 17% | 18 |
| CENTRA CARE - DR. PHILLIPS | | 1 | 17 | 94% | 18 |
| ADVENT HEALTH - LAKE MARY PEDIATRICS | | 12 | 6 | 33% | 18 |
| JAMAICA HOSPITAL MEDICAL CENTER | | 17 | | | 17 |
| SUWANNEE HEALTH AND REHABILITATION CENTER | | 17 | | | 17 |
| Sunnyside Nursing Home | | 17 | | | 17 |
| AZALEA TRACE PHYSICIAN SERVICES | | 17 | | | 17 |
| FLORIDA COMMUNITY HEALTH CENTER OF ST. LUCIE | | 1 | 16 | 94% | 17 |
| MINUTECLINIC, LLC #08366 | | 15 | 2 | 12% | 17 |
| NURSES HELPING HANDS INC ALF | | 17 | | | 17 |
| PATRIOT MEDICAL LABORATORIES | | 16 | 1 | 6% | 17 |
| ISLAND URGENT CARE PLLC DBA AFC URGENT CARE | | 16 | 1 | 6% | 17 |
| GOOD SAMARITAN HOSPITAL LABORATORY | | 14 | 3 | 18% | 17 |
| TGH MEDICAL GROUP LABORATORY CARROLLWOOD | | | 17 | 100% | 17 |
| ASCENSION ST VINCENT'S PRIMARY CARE | | | 17 | 100% | 17 |
| UNION MEDICAL CARE | | 17 | | | 17 |
| CONSOLIDATED LAB SERVICES | | 8 | 9 | 53% | 17 |
| PHYSICIANS STAT | | | 17 | 100% | 17 |
| UVMC MICROBIOLOGY | | 16 | 1 | 6% | 17 |
| GASTROENTEROLOGY ASSOCIATES OF PENSACOLA PA | | 16 | 1 | 6% | 17 |
| SOUTHSIDE HOSPITAL NORTHWELL HEALTH LABORATORY | | 16 | 1 | 6% | 17 |
| ALTERNATIVE LIVING, INC DBA TWIN CITIES PAVILION | | 17 | | | 17 |
| CAREMED INTERNAL MEDICINE | | | 17 | 100% | 17 |
| ARDEN COURTS OF LARGO FL, LLC | | 14 | 3 | 18% | 17 |
| CARENOW URGENT CARE - LAKE MARY | | | 17 | 100% | 17 |
| WALK IN MEDICAL URGENT CARE | | 17 | | | 17 |
| CLERMONT ADVENTHEALTH CENTRA CARE | | | 17 | 100% | 17 |
| TEN HEALTHCARE | | 2 | 15 | 88% | 17 |
| JACKSON NORTH MEDICAL CENTER | | 2 | 15 | 88% | 17 |
| FLORIDA DEPARTMENT OF HEALTH IN LAKE COUNTY | | 10 | 7 | 41% | 17 |
| PRACTICE MANAGEMENT OF AMERICA, INC. | | 1 | 16 | 94% | 17 |
| BARRY UNIVERSITY STUDENT HEALTH SERVICES | | 9 | 8 | 47% | 17 |
| Glades West Rehabilitation and Nursing Center | | 17 | | | 17 |
| DAVID LAWRENCE CENTER | | 15 | 2 | 12% | 17 |

COVID-19: testing by laboratory

Data through Nov 23, 2020 verified as of Nov 24, 2020 at 09:25 AM

Data in this report are provisional and subject to change.

The numbers in the table below represent the number of Florida and non-Florida residents for whom test results were received by the Department of Health. A person can be tested by more than one laboratory and can have both positive and negative results. **Therefore, the sum of the numbers in each column will be larger than the total number of people tested.**

| Reporting lab | Inconclusive | Negative | Positive | Percent positive | Total |
|--|--------------|----------|----------|------------------|-------|
| FHMG- FLORIDA HOSPITAL MEDICAL GROUP | | 12 | 5 | 29% | 17 |
| WARDE MEDICAL LABORATORY | | 11 | 5 | 31% | 16 |
| PALM HARBOR FAMILY PRACTICE & WALK-IN | | 13 | 3 | 19% | 16 |
| PARAMOUNT URGENT CARE INC | | | 16 | 100% | 16 |
| BROOKDALE PALMER RANCH | 1 | 15 | | | 16 |
| CITRUS MEMORIAL HOSPITAL | | | 16 | 100% | 16 |
| MARATHON HEALTH FOR LIFE | | 15 | 1 | 6% | 16 |
| REDI MED LLC | | | 16 | 100% | 16 |
| THE COMMONWEALTH OF MASSACHUSETTS | | | 16 | 100% | 16 |
| ISLAND URGENT CARE PLLC | | 16 | | | 16 |
| HEALTH CENTRAL HOSPITAL | | | 16 | 100% | 16 |
| MAKO MEDICAL | | 14 | 2 | 13% | 16 |
| SERENADES IN THE VILLAGES | | 15 | 1 | 6% | 16 |
| CARESPOT | | 1 | 15 | 94% | 16 |
| ALL FLORIDA FAMILY & SPORTS MEDICINE | | 15 | 1 | 6% | 16 |
| LEVY COUNTY DEPARTMENT OF HEALTH | | 15 | 1 | 6% | 16 |
| URGENT CARE CLINIC OF LINCOLN | | 14 | 2 | 13% | 16 |
| MAYO CLINIC JACKSONVILLE | | | 16 | 100% | 16 |
| CARITHERS PEDIATRIC GROUP | | 9 | 7 | 44% | 16 |
| UNIVERSITY HOSPITAL | | 13 | 3 | 19% | 16 |
| XERA MED RESEARCH | | | 16 | 100% | 16 |
| MILLENNIUM PHYSICIAN GRP LLC NAPLES PINE RIDGE | | | 16 | 100% | 16 |
| FAMILY CARE PARTNERS OF NORTHEAST FLORIDA LLC | | 3 | 13 | 81% | 16 |
| FAST TRACK URGENT CARE CENTER - TYRONE | | | 16 | 100% | 16 |
| DCH REGIONAL MEDICAL CENTER LABORATORY | | 15 | 1 | 6% | 16 |
| PEDIATRIC HEALTH CARE ALLIANCE | | | 16 | 100% | 16 |
| PEDIATRICS IN BREVARD PA- ROCKLEDGE | | 11 | 5 | 31% | 16 |
| FLORIDA HOSPITAL LABS | | 7 | 9 | 56% | 16 |
| FLORIDA MEDICAL CLINIC LLC | | 16 | | | 16 |
| SOLARIS SENIOR LIVING VERO BEACH | | 16 | | | 16 |
| WESTPAC LABS | | 1 | 15 | 94% | 16 |
| NIGHT LITE PEDIATRICS CENTER LLC | | 7 | 9 | 56% | 16 |
| JACKSONVILLE UNIVERSITY | | 14 | 1 | 7% | 15 |
| ORLANDO HEALTH | | 2 | 13 | 87% | 15 |
| DISCOVERY VILLAGE AT MELBOURNE | | 14 | 1 | 7% | 15 |
| LABCORP RTP | | 2 | 13 | 87% | 15 |
| CLINICA HISPANA | | | 15 | 100% | 15 |
| ANDALUSIA HEALTH | | 7 | 8 | 53% | 15 |
| JACOBI MEDICAL CENTER | | 15 | | | 15 |
| ASURANCE SCIENTIFIC LABORATORIES | | 15 | | | 15 |
| HARMONY HEALTH OPCO, LLC | | 15 | | | 15 |
| MILTON 4707 | | 15 | | | 15 |
| DOCTORS MEMORIAL FAMILY PRACTICE | 2 | 10 | 3 | 20% | 15 |
| HR SARASOTA OPERATOR LLC | | 9 | 6 | 40% | 15 |
| WORKPLACE SCREENING INTELLIGENCE | | | 15 | 100% | 15 |
| BOZEMAN HEALTH DEACONESS HOSPITAL | | 12 | 3 | 20% | 15 |
| DIATHERIX | | 13 | 2 | 13% | 15 |

COVID-19: testing by laboratory

Data through Nov 23, 2020 verified as of Nov 24, 2020 at 09:25 AM

Data in this report are provisional and subject to change.

The numbers in the table below represent the number of Florida and non-Florida residents for whom test results were received by the Department of Health. A person can be tested by more than one laboratory and can have both positive and negative results. **Therefore, the sum of the numbers in each column will be larger than the total number of people tested.**

| Reporting lab | Inconclusive | Negative | Positive | Percent positive | Total |
|--|--------------|----------|----------|------------------|-------|
| KEY WEST MEDICAL CENTER | 1 | 14 | | | 15 |
| ADVENT HEALTH - ZEPHYRHILLS | | | 15 | 100% | 15 |
| HODGES CLUSTER | | 2 | 13 | 87% | 15 |
| GRAMERCY PARK URGENT CARE | | 15 | | | 15 |
| WEDGEWOOD HEALTHCARE CENTER | | 12 | 3 | 20% | 15 |
| US MEDICAL CARE, INC | | 12 | 3 | 20% | 15 |
| ST CLOUD REGIONAL MEDICAL CENTER CLINICAL LAB | | | 15 | 100% | 15 |
| TITUSVILLE FAMILY PRACTICE | | 5 | 10 | 67% | 15 |
| VILLAGE PEDIATRICS LLC | | 11 | 4 | 27% | 15 |
| AMA MEDICAL GROUP LLC | | 14 | 1 | 7% | 15 |
| REDI-MED WALK IN FAMILY CLINIC | | | 15 | 100% | 15 |
| FLORIDA HEALTH CARE DELAND | | | 15 | 100% | 15 |
| EASTLAKE PEDIATRICS - TRINITY | | 15 | | | 15 |
| PHARMCO RX | | 13 | 2 | 13% | 15 |
| SINAI HOSPITAL OF BALTIMORE | | 15 | | | 15 |
| ST CATHERINE OF SIENA HOSPITAL | | 14 | 1 | 7% | 15 |
| FLAGLER COLLEGE HEALTH SERVICES | | | 15 | 100% | 15 |
| PREDICTIVE LABORATORIES, INC | | 13 | 2 | 13% | 15 |
| RIVERHEAD URGENT CARE | | 15 | | | 15 |
| HOLLEY-NAVARRE MEDICAL CLINIC | | 5 | 10 | 67% | 15 |
| BROOKWOOD BAPTIST MEDICAL CENTER | | 14 | 1 | 7% | 15 |
| ADVENT HEALTH CENTRA CARE - LAKE BUENA VISTA | | | 15 | 100% | 15 |
| Emory L Bennett State Veterans Nursing Home | | 14 | | | 14 |
| HERITAGE OAKS ASSISTED LIVING & MEMORY CARE | | 11 | 3 | 21% | 14 |
| OKEECHOBEE HEALTHCARE FACILITY | | | 14 | 100% | 14 |
| TELEVISIT MALABAR PEDIATRICS | | 5 | 9 | 64% | 14 |
| SAMANTHA WILSON CARE CENTER | | 14 | | | 14 |
| FAMILY CARE CENTER OF ARLINGTON | | 9 | 5 | 36% | 14 |
| BENTON HOUSE OF PORT ORANGE | | 8 | 6 | 43% | 14 |
| ASTORIA HEALTH AND REHABILITATION CENTER | | 13 | 1 | 7% | 14 |
| LAKELAND NURSING AND REHABILITATION CENTER | | | 14 | 100% | 14 |
| HOLISTIX TREATMENT CENTERS | | 12 | 2 | 14% | 14 |
| LINCOLN DIAGNOSTIC LAB | | 14 | | | 14 |
| MISSION OAKS ASSISTED LIVING | | 14 | | | 14 |
| GREEN GABLES ASSISTED LIVING FACILITY | | 14 | | | 14 |
| FELICIDAD MEDICAL CENTER | | | 14 | 100% | 14 |
| CHARLES CROFT MD | 1 | 13 | | | 14 |
| WALGREEN EASTERN CO, INC | | 14 | | | 14 |
| CALHOUN LIBERTY HOSPITAL | | | 14 | 100% | 14 |
| WEST ISLIP URGENT CARE | | 14 | | | 14 |
| ALL FLORIDA FAMILY AND SPORTS MEDICINE | | 13 | 1 | 7% | 14 |
| AFTER HOURS PEDIATRICS | | | 14 | 100% | 14 |
| UAH STUDENT HEALTH CENTER | | 9 | 5 | 36% | 14 |
| MEDEMERGE | | 13 | 1 | 7% | 14 |
| NORTH CAROLINA DEPARTMENT OF HEALTH & HUMAN SERVICES | | | 14 | 100% | 14 |
| NEW YORK PRESBYTERIAN - ALLEN HOSPITAL | | 14 | | | 14 |
| ST ELIZABETH MEDICAL CENTER LABORATORY | | 13 | 1 | 7% | 14 |

COVID-19: testing by laboratory

Data through Nov 23, 2020 verified as of Nov 24, 2020 at 09:25 AM

Data in this report are provisional and subject to change.

The numbers in the table below represent the number of Florida and non-Florida residents for whom test results were received by the Department of Health. A person can be tested by more than one laboratory and can have both positive and negative results. **Therefore, the sum of the numbers in each column will be larger than the total number of people tested.**

| Reporting lab | Inconclusive | Negative | Positive | Percent positive | Total |
|---|--------------|----------|----------|------------------|-------|
| PINELLAS COUNTY JAIL | | | 14 | 100% | 14 |
| POLK CHD BARTOW | | 13 | 1 | 7% | 14 |
| THE CANOPY AT HARPER LAKE | 1 | | 13 | 93% | 14 |
| ROYAL PALM SENIOR RESIDENCE | | 14 | | | 14 |
| SIGNATURE HEALTHCARE OF ORANGE PARK | | 14 | | | 14 |
| ESTATES MEDICAL CENTER | | 12 | 2 | 14% | 14 |
| ROCKLEDGE FAMILY HEALTH | | | 14 | 100% | 14 |
| APOLLOMDX LABS | | 1 | 13 | 93% | 14 |
| EPIPHANY HEALTH | | 7 | 6 | 46% | 13 |
| AFC URGENT CARE | | 8 | 5 | 38% | 13 |
| GLEN COVE HOSPITAL | | 13 | | | 13 |
| UNIV OF ROCHESTER-STRONG MEMORIAL HOSP | | 13 | | | 13 |
| S-H THIRTY-FIVE OPCO- PORT ST LUCIE, LLC | | 13 | | | 13 |
| SRMC AVALON | | 9 | 4 | 31% | 13 |
| PHYSICIANS PRIMARY CARE OF SOUTHWEST FLORIDA | | 9 | 4 | 31% | 13 |
| HEALTHFIRST ADVENT HEALTH CENTRA CARE COCOA BEACH | | | 13 | 100% | 13 |
| PREMISE HEALTH MIA | | | 13 | 100% | 13 |
| FLORIDA STATE HOSPITAL | | | 13 | 100% | 13 |
| OPIS ISLAND LAKE CENTER | | 13 | | | 13 |
| MIRACLE HILL NURSING & REHABILITATION CENTER INC | | 11 | 2 | 15% | 13 |
| BOCA SIMON | | 1 | 12 | 92% | 13 |
| ESCAMBIA COMMUNITY CLINIC | | 2 | 11 | 85% | 13 |
| CLINICAL LABORATORY SERVICES | | | 13 | 100% | 13 |
| NORTH FLORIDA PEDIATRICS - JACKSONVILLE | | 13 | | | 13 |
| PEDIATRICS BY THE SEA | | 13 | | | 13 |
| MY CLINICAL LAB INC | | 4 | 9 | 69% | 13 |
| PINES NURSING HOME | | 12 | 1 | 8% | 13 |
| TUKA PEDIATRICS | | 2 | 11 | 85% | 13 |
| SOUTHEAST FAMILY HEALTHCARE CENTER | | | 13 | 100% | 13 |
| MED COMP SCIENCES | | | 13 | 100% | 13 |
| AURORA DIAGNOSTICS | | 2 | 11 | 85% | 13 |
| VILLA OF KINGS AND QUEENS OF DELRAY | | 13 | | | 13 |
| ERIC C MARSHAL MD, PC DBA MINUTECLINIC | | 12 | 1 | 8% | 13 |
| ST. JUDES LABORATORIES | | 12 | 1 | 8% | 13 |
| NOVANT HEALTH | | 11 | 2 | 15% | 13 |
| IN-OFFICE LAB | | 12 | 1 | 8% | 13 |
| CARESPOT OF NOCATEE | | | 13 | 100% | 13 |
| MAUREEN OROURKE-FUTEY | | | 13 | 100% | 13 |
| CDR MAGUIRE INC | 1 | 2 | 10 | 77% | 13 |
| HUNT CLUB MEDICAL | | 12 | 1 | 8% | 13 |
| ADVANCED URGENT CARE | | 11 | 2 | 15% | 13 |
| MEDEXPRESS URGENT CARE - DELAND | | | 13 | 100% | 13 |
| STETSON UNIVERSITY STUDENT HEALTH CENTER | | 1 | 12 | 92% | 13 |
| SPRINGS AT LAKE POINTE WOODS | | 13 | | | 13 |
| AU HEALTH | | 8 | 4 | 33% | 12 |
| LEON CHD | | 12 | | | 12 |
| MEDEXPRESS URGENT CARE OF BOYNTON BEACH LLC | | 1 | 11 | 92% | 12 |

COVID-19: testing by laboratory

Data through Nov 23, 2020 verified as of Nov 24, 2020 at 09:25 AM

Data in this report are provisional and subject to change.

The numbers in the table below represent the number of Florida and non-Florida residents for whom test results were received by the Department of Health. A person can be tested by more than one laboratory and can have both positive and negative results. **Therefore, the sum of the numbers in each column will be larger than the total number of people tested.**

| Reporting lab | Inconclusive | Negative | Positive | Percent positive | Total |
|--|--------------|----------|----------|------------------|-------|
| NOVANT HEALTH GOHEALTH URGENT CARE-HARRISBURG | | 5 | 7 | 58% | 12 |
| SNH BRFL TENANT LLC | | 12 | | | 12 |
| SHELBY COUNTY HEALTH CARE CORPORATION | | 9 | 3 | 25% | 12 |
| PROMEDICA LABORATORIES | | 11 | 1 | 8% | 12 |
| HARBOUR ISLAND PEDIATRICS | | 9 | 3 | 25% | 12 |
| FUNGAL REFERENCE LABORATORY | | 12 | | | 12 |
| RITECARE MEDICAL CENTER | | | 12 | 100% | 12 |
| FG RAPID RESULTS | | 12 | | | 12 |
| PARKWEST MEDICAL CENTER | | 10 | 2 | 17% | 12 |
| VETERANS AFFAIRS MEDICAL CENTER - NEW YORK HARBOR | | 11 | 1 | 8% | 12 |
| SANDY PINES | | 12 | | | 12 |
| VPA PC LAB | | 12 | | | 12 |
| CALADIUM PEDIATRICS | | 11 | 1 | 8% | 12 |
| HELIX DIAGNOSTICS | | | 12 | 100% | 12 |
| FLORIDA DEPARMENT OF HEALTH CLAY COUNTY | | | 12 | 100% | 12 |
| PLAINVIEW URGENT CARE | | 11 | 1 | 8% | 12 |
| AMERICAN ESOTERIC LABORATORIES | | | 12 | 100% | 12 |
| CLEVELAND CLINIC | | | 12 | 100% | 12 |
| CANTON-POTSDAM HOSPITAL LABORATORY | | 12 | | | 12 |
| CAPE REGIONAL MEDICAL CENTER | | 12 | | | 12 |
| FLORIDA DEPT OF HEALTH | | 4 | 8 | 67% | 12 |
| NORTH CENTRAL BRONX HOSPITAL | | 11 | 1 | 8% | 12 |
| UM MILLER SCHOOL OF MEDICINE | | | 12 | 100% | 12 |
| ARBOR OAKS AT TYRONE | 1 | 11 | | | 12 |
| GRAND VILLA OF ST PETERSBURG | | 11 | 1 | 8% | 12 |
| WOODS OF MANATEE SPRINGS INC, THE | | 12 | | | 12 |
| ADVENT HEALTH PARTIN SETTLEMENT HEALTH PARK | | 7 | 5 | 42% | 12 |
| GLEN OAKS HEALTH AND REHABILITATION CENTER | | | 12 | 100% | 12 |
| APPLE DIAGNOSTICS LAB | | 5 | 7 | 58% | 12 |
| AMMON ANALYTICAL LABORATORIES | | 11 | 1 | 8% | 12 |
| LIFE BRITE | | 11 | 1 | 8% | 12 |
| FLORIDA DEPARTMENT OF HEALTH IN HILLSBOROUGH COUNTY | | | 12 | 100% | 12 |
| NEWYORK-PRESBYTERIAN/ LAWRENCE HOSPITAL LABORATORY | | 11 | 1 | 8% | 12 |
| IREPERTOIRE_MOL_LAB | | 12 | | | 12 |
| DYNAMIC DNA LAB | | 1 | 11 | 92% | 12 |
| MI2297090CV HOLLAND-23D2189684 | | 12 | | | 12 |
| MELBOURNE FAMILY PRACTICE | | 11 | 1 | 8% | 12 |
| MCWHORTER SCHOOL OF PHARMACY | | 12 | | | 12 |
| COLORADO DEPARTMENT OF HEALTH LABORATORY SERVICES DIVISION | | | 12 | 100% | 12 |
| NAPLES GREEN VILLAGE | | 12 | | | 12 |
| CARE CENTERS OF NASSAU | | 11 | 1 | 8% | 12 |
| BONIFAY NURSING AND REHABILITATION CENTER | | | 12 | 100% | 12 |
| NO NAME | | 8 | 4 | 33% | 12 |
| FLAGLER HOSPITAL INC | 2 | | 10 | 83% | 12 |
| HUDSON VALLEY HOSPITAL CENTER LABORATORY | | 11 | 1 | 8% | 12 |
| LIFE CARE OF PORT SAINT LUCIE | | 3 | 9 | 75% | 12 |
| Solaris Senior Living North Naples ALF | | 12 | | | 12 |

COVID-19: testing by laboratory

Data through Nov 23, 2020 verified as of Nov 24, 2020 at 09:25 AM

Data in this report are provisional and subject to change.

The numbers in the table below represent the number of Florida and non-Florida residents for whom test results were received by the Department of Health. A person can be tested by more than one laboratory and can have both positive and negative results. **Therefore, the sum of the numbers in each column will be larger than the total number of people tested.**

| Reporting lab | Inconclusive | Negative | Positive | Percent positive | Total |
|--|--------------|----------|----------|------------------|-------|
| BROWARD DIALYSIS | | | 12 | 100% | 12 |
| CARE FAST MURABELLA | | 7 | 4 | 36% | 11 |
| LINCOLN MEDICAL AND MENTAL HEALTH CENTER | | 11 | | | 11 |
| SEVEN HILLS HEALTH AND REHABILITATION CENTER | | 11 | | | 11 |
| HEALTH FIRST ADVENTHEALTH CENTRA CARE COCOA | | 2 | 9 | 82% | 11 |
| STATEN ISLAND UNIVERSITY HOSPITAL | | 11 | | | 11 |
| SHELBY BAPTIST MEDICAL CENTER | | 6 | 5 | 45% | 11 |
| PENSACOLA PEDIATRICS, PA | | 10 | 1 | 9% | 11 |
| MEDEXPRESS URGENT CARE CORAL SPRINGS | | | 11 | 100% | 11 |
| MED PLUS FLORENCE | | 7 | 4 | 36% | 11 |
| DALE MEDICAL CENTER | | 7 | 4 | 36% | 11 |
| RIVER TOWN DIAGNOSTIC LLC | | 1 | 10 | 91% | 11 |
| REGENCY SQUARE MALL - SEARS | | 1 | 10 | 91% | 11 |
| TROPICANA | | 5 | 6 | 55% | 11 |
| FLORIDA HEALTH CARE PLANS INC | | 1 | 10 | 91% | 11 |
| CORE LABORATORY | | 1 | 10 | 91% | 11 |
| CONNECTDX | | 2 | 9 | 82% | 11 |
| FINLAY C. LABORATORY | | 3 | 8 | 73% | 11 |
| THE TERRACE OF SAINT CLOUD | | 9 | 2 | 18% | 11 |
| GOOD HEARTS COVID TESTING | | | 11 | 100% | 11 |
| CHILDREN'S MEDICAL CENTER | | | 11 | 100% | 11 |
| JOHNS HOPKINS CHILDREN'S HOSPITAL | | | 11 | 100% | 11 |
| CENTRAL FLORIDA PEDIATRICS | | 5 | 6 | 55% | 11 |
| WATERMARK LAKE POINTE WOODS LLC | | 11 | | | 11 |
| HEARTLAND PEDIATRICS OF LAKE PLACID PA | | 8 | 3 | 27% | 11 |
| MEDIQUICK URGENT CARE CENTERS INC | | | 11 | 100% | 11 |
| DMH STEINHATCHEE FAMILY MEDICINE | | 8 | 3 | 27% | 11 |
| TOTTENVILLE CIRCLE URGENT CARE | | 11 | | | 11 |
| ADVENTHEALTH CENTRA CARE COLONIAL TOWN | | 1 | 10 | 91% | 11 |
| DISCOVERY VILLAGE AT NAPLES | | 11 | | | 11 |
| ALZHEIMERS CARE CENTER OF VIERA LTD | | 6 | 5 | 45% | 11 |
| WALGREEN | | 3 | 8 | 73% | 11 |
| PRIMECARE OF DOTHAN-DALEVILLE CLINIC | | 9 | 2 | 18% | 11 |
| JA POC MANUAL SUBSECTION | | 11 | | | 11 |
| ST JOSEPH HOSPITAL | | 10 | 1 | 9% | 11 |
| MAINSTREET FAMILY SELECT | | 1 | 10 | 91% | 11 |
| PALM BEACH PATHOLOGY | | 9 | 2 | 18% | 11 |
| ELMCROFT OF BELLA VITA | | 11 | | | 11 |
| TREASURE COAST URGENT CARE | | | 11 | 100% | 11 |
| FAMILY CARE CYPRESS CREEK | | 1 | 10 | 91% | 11 |
| FHCP-PORT ORANGE | | 3 | 8 | 73% | 11 |
| MASSACHUSETTS GENERAL HOSPITAL | | 1 | 10 | 91% | 11 |
| BROOKLYN HOSPITAL CENTER DOWNTOWN CAMPUS | | 11 | | | 11 |
| BRYAN WHITFIELD MEMORIAL HOSPITAL | | 7 | 4 | 36% | 11 |
| PEDIATRIC ASSOCIATES OF OCALA PA | | 9 | 2 | 18% | 11 |
| FAWCETT MEMORIAL HOSPITAL LABORATORY | | | 11 | 100% | 11 |
| FORT SANDERS REGIONAL LABORATORY | | 11 | | | 11 |

COVID-19: testing by laboratory

Data through Nov 23, 2020 verified as of Nov 24, 2020 at 09:25 AM

Data in this report are provisional and subject to change.

The numbers in the table below represent the number of Florida and non-Florida residents for whom test results were received by the Department of Health. A person can be tested by more than one laboratory and can have both positive and negative results. **Therefore, the sum of the numbers in each column will be larger than the total number of people tested.**

| Reporting lab | Inconclusive | Negative | Positive | Percent positive | Total |
|---|--------------|----------|----------|------------------|-------|
| PALMS MEDICAL GROUP - LAKE CITY WEST | | 3 | 8 | 73% | 11 |
| WINTER PARK CARE AND REHABILITATION | | | 11 | 100% | 11 |
| THE PRESERVE | | 11 | | | 11 |
| North Lake Care Center | | 11 | | | 11 |
| BLOUNT MEMORIAL HOSPITAL | | 9 | 1 | 10% | 10 |
| MHHS All Lab Subsection | | 10 | | | 10 |
| HARBORCHASE OF NAPLES | | 10 | | | 10 |
| ManorCare Health Services-Palm Harbor | | 10 | | | 10 |
| LONG ISLAND JEWISH VALLEY STREAM | | 10 | | | 10 |
| SEMINOLE SPORTS AND FAMILY MEDICINE | | 10 | | | 10 |
| RJ LEE GROUP | | 10 | | | 10 |
| KINDRED AT HOME | | 7 | 3 | 30% | 10 |
| VETERANS HOME | | | 10 | 100% | 10 |
| CBC LAB | | 3 | 7 | 70% | 10 |
| Solaris HealthCare Windermere | | 8 | 2 | 20% | 10 |
| CARENOW LAKE MARY | | | 10 | 100% | 10 |
| BROWARD HEALTH CARE | | | 10 | 100% | 10 |
| CARDIOLOGY AND MEDICINE ASSOCIATES INC | | 10 | | | 10 |
| LIFE CARE CENTER OF JACKSONVILLE□ | | | 10 | 100% | 10 |
| Palms at Ponte Vedra Assisted Livning and Memory Care | | 9 | 1 | 10% | 10 |
| GADSDEN REGIONAL MEDICAL CENTER | | 10 | | | 10 |
| PINELLAS COUNTY HEALTH DEPARTMENT | | 2 | 8 | 80% | 10 |
| ROCKLEDGE | | 1 | 9 | 90% | 10 |
| JAMES A HALEY VETERANS HOSPITAL | | | 10 | 100% | 10 |
| MEDICAL LABORATORY DIAGNOSTICS | | | 10 | 100% | 10 |
| IMA MEDICAL GROUP | | 5 | 5 | 50% | 10 |
| HARBORCHASE OF WELLINGTON CROSSING | | 9 | 1 | 10% | 10 |
| URGENT CARE WEST CLINIC | | 8 | 2 | 20% | 10 |
| BAPTIST MEDICAL CENTER EAST | | 8 | 2 | 20% | 10 |
| BAY PEDIATRICS PA | | 9 | 1 | 10% | 10 |
| LAKE MARY KIDS CENTRA CARE | | | 10 | 100% | 10 |
| BELLEVUE HOSPITAL CENTER DEPARTMENT | | 10 | | | 10 |
| LEHIGH VALLEY HOSPITAL | | 3 | 7 | 70% | 10 |
| UMHC/SYLVESTER AT KENDALL | | 1 | 9 | 90% | 10 |
| GOLD CHOICE SENIOR COMMUNITIES | | 9 | 1 | 10% | 10 |
| NATURE COAST MEDICAL GROUP | | 6 | 4 | 40% | 10 |
| HCR MANORCARE | | 10 | | | 10 |
| HEARTLAND HEALTHCARE AND REHAB CENTER | | | 10 | 100% | 10 |
| HEALTH MED CENTERS | | 10 | | | 10 |
| NORTH OKALOOSA PHYSICIAN GROUP | | 10 | | | 10 |
| SUNCOAST URGENT CARE | | | 10 | 100% | 10 |
| ACADIAN DIAGNOSTIC LABORATORIES | | 8 | 2 | 20% | 10 |
| Life Care Center of Sarasota | | 5 | 5 | 50% | 10 |
| LAKE BALDWIN CBOC | | 9 | 1 | 10% | 10 |
| PEDIATRIC HEALTH CARE ALLIANCE, P.A. | | | 10 | 100% | 10 |
| LAKE NONA MEDICAL SERVICES | | 3 | 7 | 70% | 10 |
| NCH DOWNTOWN NAPLES HOSPITAL | | 1 | 9 | 90% | 10 |

COVID-19: testing by laboratory

Data through Nov 23, 2020 verified as of Nov 24, 2020 at 09:25 AM

Data in this report are provisional and subject to change.

The numbers in the table below represent the number of Florida and non-Florida residents for whom test results were received by the Department of Health. A person can be tested by more than one laboratory and can have both positive and negative results. **Therefore, the sum of the numbers in each column will be larger than the total number of people tested.**

| Reporting lab | Inconclusive | Negative | Positive | Percent positive | Total |
|--|--------------|----------|----------|------------------|-------|
| COVANCE CENTRAL LABORATORY | | | 10 | 100% | 10 |
| SOUTHEASTERN LABORATORY | | | 10 | 100% | 10 |
| DEVELOPMENTAL DISABILITIES DEFENDANT PROGRAM | | 10 | | | 10 |
| APPALACHIAN REGIONAL HEALTHCARE SYSTEM | | 10 | | | 10 |
| CHIPOLA MEDICAL ASSOCIATES | | 2 | 8 | 80% | 10 |
| COUNTY OF LOS ANGELES | | | 10 | 100% | 10 |
| UNIVERSITY LAB | | | 10 | 100% | 10 |
| EMERALD COAST PEDIATRICS | | | 10 | 100% | 10 |
| COMMUNITY HEALTH CENTER | | 2 | 8 | 80% | 10 |
| BEAUMONT LABORATORY | | | 10 | 100% | 10 |
| EMERALD COAST HOSPICE - CRESTVIEW | | 10 | | | 10 |
| VIPEDIATRICS PLLC | | 10 | | | 10 |
| NEW JERSEY DEPARTMENT OF HEALTH COMMUNICABLE DISEASE SERVICE | | 3 | 7 | 70% | 10 |
| LAKE CITY VA MEDICAL CENTER | | | 10 | 100% | 10 |
| SOLARIS SENIOR LIVING OF MERRITT ISLAND | | 10 | | | 10 |
| CREATIVE TESTING SOLUTIONS | | 3 | 7 | 70% | 10 |
| NAPHCARE, INC. | | | 10 | 100% | 10 |
| ST VINCENT'S EAST | | 9 | 1 | 10% | 10 |
| BOCA GRANDE HEALTH CLINIC | | 9 | 1 | 10% | 10 |
| LITTLE NECK URGENT CARE | | 10 | | | 10 |
| PRATTVILLE BAPTIST HOSPITAL | | 9 | 1 | 10% | 10 |
| AVANTE ST CLOUD | | 7 | 3 | 30% | 10 |
| UNION MEDICAL CARE PLLC | | 10 | | | 10 |
| NEW YORK METHODIST HOSPITAL | | 9 | | | 9 |
| FAMILY HEALTH CENTERS OF SWF LABS | | 1 | 8 | 89% | 9 |
| REGENEXX TAMPA BAY | | 8 | 1 | 11% | 9 |
| LYSTER ACH FT RUCKER AL | | 8 | 1 | 11% | 9 |
| CARENOW URGENT CARE-MT JULIET | | 8 | 1 | 11% | 9 |
| AMEERAH LABS, LLC | | 9 | | | 9 |
| COLORADO DEPARTMENT OF PUBLIC HEALTH AND ENVIRONMENT | | | 9 | 100% | 9 |
| PRECISION GENETICS | | | 9 | 100% | 9 |
| PLYMOUTH HARBOR INCORPORATED | | 9 | | | 9 |
| TMH PHYSICIAN PARTNERS - MONTICELLO | | 8 | 1 | 11% | 9 |
| ACCESS 365 URGENT CARE | | 7 | 2 | 22% | 9 |
| BAPTIST PRIMARY CARE, INC | | 9 | | | 9 |
| EMERGENCY PHYSICIANS MEDICAL CENTER LLC | | 1 | 8 | 89% | 9 |
| UNAVAILABLE/UNKNOWN/NO INFORMATION FOUND | | | 9 | 100% | 9 |
| Maury Regional Hospital | | 6 | 3 | 33% | 9 |
| ADVENT HEALTH - KISSIMMEE | | | 9 | 100% | 9 |
| MAGNOLIA PEDIATRICS | | 2 | 7 | 78% | 9 |
| GCPM MANUAL MICROBIOLOGY | | 1 | 8 | 89% | 9 |
| CHEMISYS LABORATORIES | | 1 | 8 | 89% | 9 |
| SARASOTA MEMORIAL NURSING & REHABILITATION CTR | | 9 | | | 9 |
| CRUCIAL CARE | | 7 | 2 | 22% | 9 |
| BLISS HEALTHCARE SERVICES | | | 9 | 100% | 9 |
| OMNI | | | 9 | 100% | 9 |
| PHELPS HOSPITAL LABORATORY | | 9 | | | 9 |

COVID-19: testing by laboratory

Data through Nov 23, 2020 verified as of Nov 24, 2020 at 09:25 AM

Data in this report are provisional and subject to change.

The numbers in the table below represent the number of Florida and non-Florida residents for whom test results were received by the Department of Health. A person can be tested by more than one laboratory and can have both positive and negative results. **Therefore, the sum of the numbers in each column will be larger than the total number of people tested.**

| Reporting lab | Inconclusive | Negative | Positive | Percent positive | Total |
|--|--------------|----------|----------|------------------|-------|
| RIVERSIDE MEDICAL GROUP | | 8 | 1 | 11% | 9 |
| ERDOX | | 9 | | | 9 |
| CONSULATE HEALTH CARE OF SAFETY HARBOR | | 7 | 2 | 22% | 9 |
| FLORIDA HEART & VASCULAR MULTISPECIALTY GROUP PA | | 7 | 2 | 22% | 9 |
| PATHOGENIUS LABORATORIES | | 2 | 7 | 78% | 9 |
| ADVENT HEALTH EXPRESS CARE | | | 9 | 100% | 9 |
| FIRST CHOICE PEDIATRICS WINTER SPRINGS | | 9 | | | 9 |
| BRANDON COMMUNITY HEALTH CENTER | | 2 | 7 | 78% | 9 |
| BAYONET POINT HOSPITAL | | | 9 | 100% | 9 |
| MICHIGAN DEPARTMENT OF HEALTH AND HUMAN SERVICES | | | 9 | 100% | 9 |
| NORTH FLORIDA INTEGRATIVE MEDICINE | | 5 | 4 | 44% | 9 |
| LPG PEDIATRICS AT PAGE FIELD | | 9 | | | 9 |
| WHITE WILSON MEDICAL CENTER IMMEDIATE CARE | | | 9 | 100% | 9 |
| MAITLAND PRIMARY CARE | | 9 | | | 9 |
| MID-FLORIDA PATHOLOGY, LLC | | 9 | | | 9 |
| ADVENT HEALTH - WINTER HAVEN | | 5 | 4 | 44% | 9 |
| MORTON PLANT MEASE | | | 9 | 100% | 9 |
| LUCID DIAGNOSTICS LABS | | | 9 | 100% | 9 |
| NIGHT LITE PEDIATRICS CENTER, LLC | | 1 | 8 | 89% | 9 |
| CHILDREN'S HEALTH CENTER INC. | | 7 | 2 | 22% | 9 |
| CHAUTAUQUA REHABILITATION AND NURSING CENTER | | 8 | 1 | 11% | 9 |
| LAKESIDE NEUROLOGIC | | 6 | 3 | 33% | 9 |
| LONG TERM CARE OF GULF BREEZE LLC | | 9 | | | 9 |
| FORT WALTON BEACH DEVELOPMENTAL CENTER | | 8 | 1 | 11% | 9 |
| JEFFERSON K-12, A SOMERSET SCHOOL- CLINIC | | 8 | 1 | 11% | 9 |
| QUOTIENT SCIENCES LABS LLC | | | 9 | 100% | 9 |
| CAREHERE- LCS LEESBURG | | | 9 | 100% | 9 |
| KINDRED HOSPITAL THE PALM BEACHES | | 9 | | | 9 |
| MEDEX REGIONAL LABORATORIES LLC | | 1 | 8 | 89% | 9 |
| MOUNT DORA PEDIATRICS | | 8 | 1 | 11% | 9 |
| WATERCREST SENIOR LIVING ST. LUCIE WEST | | 9 | | | 9 |
| AIM LABORATORIES | | | 9 | 100% | 9 |
| ARNOT OGDEN MEDICAL CENTER LABORATORY | | 9 | | | 9 |
| VILLAGE PLACE HEALTH AND REHAB | | 9 | | | 9 |
| MICHIGAN DEPARTMENT OF COMMUNITY HEALTH | | 1 | 7 | 88% | 8 |
| HEALTHMARK REGIONAL HOSPITAL LAB | | 4 | 4 | 50% | 8 |
| BAPTIST OUTPATIENT | | | 8 | 100% | 8 |
| RICHMOND UNIVERSITY MEDICAL CENTER | | 7 | 1 | 13% | 8 |
| EXECUTIVE MEDICAL SERVICES | | 8 | | | 8 |
| HENDRY REGIONAL CORPORATE HEALTH | | | 8 | 100% | 8 |
| MEDIPATH LLC | | | 8 | 100% | 8 |
| MINUTE CLINIC DIAGNOSTIC OF VIRGINIA | | 5 | 3 | 38% | 8 |
| OCEAN REEF MEDICAL CENTER | | 2 | 6 | 75% | 8 |
| BEAUMONT EMERGENCY CENTER | | | 8 | 100% | 8 |
| ORANGE REGIONAL MEDICAL CENTER LABORATORY | | 7 | 1 | 13% | 8 |
| SYLVESTER AT PLANTATION LABORATORY | | 7 | 1 | 13% | 8 |
| AFTER HOURS PEDIATRICS INC | | | 8 | 100% | 8 |

COVID-19: testing by laboratory

Data through Nov 23, 2020 verified as of Nov 24, 2020 at 09:25 AM

Data in this report are provisional and subject to change.

The numbers in the table below represent the number of Florida and non-Florida residents for whom test results were received by the Department of Health. A person can be tested by more than one laboratory and can have both positive and negative results. **Therefore, the sum of the numbers in each column will be larger than the total number of people tested.**

| Reporting lab | Inconclusive | Negative | Positive | Percent positive | Total |
|---|--------------|----------|----------|------------------|-------|
| ST ANTHONYS REHABILITATION HOSPITAL | | 7 | 1 | 13% | 8 |
| HOLY NAME MEDICAL CENTER | 1 | 6 | 1 | 13% | 8 |
| HARMONY CLINIC | | 1 | 7 | 88% | 8 |
| ADVANCED MEDICAL OF NAPLES LLC | | | 8 | 100% | 8 |
| VETERAN AFFAIRS MEDICAL CENTER - JAMES J PETERS | | 6 | 2 | 25% | 8 |
| MONTEFIORE ST LUKE'S CORNWALL HOSPITAL | | 7 | 1 | 13% | 8 |
| HEALTH FIRST ADVENTHEALTH CENTRA CARE MALABAR | | 1 | 7 | 88% | 8 |
| RAINBOW PEDIATRICS | | | 8 | 100% | 8 |
| LIFE CARE CITRUS COUNTY | | | 8 | 100% | 8 |
| ALLINA HEALTH - ABBOTT NORTHWESTERN HOSPITAL | | 5 | 3 | 38% | 8 |
| GENEUS DIAGNOSTICS | | | 8 | 100% | 8 |
| GENE STREET LABORATORIES, LLC | | 6 | 2 | 25% | 8 |
| METHODIST MEDICAL CENTER | | 6 | 2 | 25% | 8 |
| JX REF LAB | | | 8 | 100% | 8 |
| DOCTOR'S IN HOUSE LAB | | | 8 | 100% | 8 |
| HARBORCHASE OF DR PHILLIPS | | 7 | 1 | 13% | 8 |
| FLUSHING HOSPITAL MEDICAL CENTER | | 6 | 2 | 25% | 8 |
| BASSETTI & ASSOCIATES, MD, PA | | | 8 | 100% | 8 |
| Bayside Health and Rehabilitation | | 7 | 1 | 13% | 8 |
| FHCP-ORANGE CITY | | | 8 | 100% | 8 |
| INNOVATIVE RESEARCH OF WEST FLORIDA | | 6 | 2 | 25% | 8 |
| Cleveland Clinic Laboratories | | 4 | 4 | 50% | 8 |
| UNIVERSITY MEDICAL CENTER | | 8 | | | 8 |
| CIAN DIAGNOSTICS | | | 8 | 100% | 8 |
| BRIDGEVIEW CENTER LLC | | 6 | 2 | 25% | 8 |
| MEDRITE URGENT CARE | | 1 | 7 | 88% | 8 |
| MINUTECLINIC DIAGNOSTIC OF RHODE ISLAND, LLC #590 | | 8 | | | 8 |
| BOCA RATON REGIONAL HOSPITAL LAB | | | 8 | 100% | 8 |
| ROBERT WOOD JOHNSON HOSPITAL | | 7 | 1 | 13% | 8 |
| ST. JOSEPH HOSPITAL AND HEALTH CARE INC. | | | 8 | 100% | 8 |
| PALMETTO PEDIATRICS | | | 8 | 100% | 8 |
| SAMARITAN MEDICAL CENTER | | 8 | | | 8 |
| REDMED CLINIC OF ARLINGTON | | 7 | 1 | 13% | 8 |
| X-GENE MOLECULAR LABS | | 1 | 7 | 88% | 8 |
| PARROTT MEDICAL CLINIC | | | 8 | 100% | 8 |
| ISLAND DOCTORS | | | 8 | 100% | 8 |
| SYNIVERSE WELLNESS CENTER | | 6 | 2 | 25% | 8 |
| MEDEXPRESS URGENT CARE- WEST TAMPA | | | 8 | 100% | 8 |
| BROWARD HEALTH IMPERIAL POINT NURSING | | | 8 | 100% | 8 |
| INTERSCIENCE DIAGNOSTIC LABORATORY | | 8 | | | 8 |
| PORT SAINT JOHN FAMILY PRACTICE | | 6 | 2 | 25% | 8 |
| MID-HUDSON VALLEY DIVISION OF WESTCHESTER MEDICAL | | 8 | | | 8 |
| ATLANTIC CONSOLIDATED LABORATORY | | 8 | | | 8 |
| MINUTECLINIC DIAGNOSTICS MEDICAL GROUP | | 8 | | | 8 |
| SPRINGS AT BOCA CIEGA BAY,THE | | 8 | | | 8 |
| ALACHUA COUNTY HEALTH DEPARTMENT | | 1 | 7 | 88% | 8 |
| NEMOURS CHILDREN'S URGENT CARE, ORLANDO - WATERFORD LAKES | | | 8 | 100% | 8 |

COVID-19: testing by laboratory

Data through Nov 23, 2020 verified as of Nov 24, 2020 at 09:25 AM

Data in this report are provisional and subject to change.

The numbers in the table below represent the number of Florida and non-Florida residents for whom test results were received by the Department of Health. A person can be tested by more than one laboratory and can have both positive and negative results. **Therefore, the sum of the numbers in each column will be larger than the total number of people tested.**

| Reporting lab | Inconclusive | Negative | Positive | Percent positive | Total |
|--|--------------|----------|----------|------------------|-------|
| THE WOLFF CENTER FOR CHILD & ADOLESCENT HEALTH | | | 8 | 100% | 8 |
| EMERALD COAST BEHAVIORAL HOSPITAL | | 8 | | | 8 |
| MORRIS PARK URGENT CARE | | 5 | 3 | 38% | 8 |
| Coastal Health and Rehabilitation Center | | 7 | 1 | 13% | 8 |
| JUST FOR KIDS PEDIATRICS | | 2 | 6 | 75% | 8 |
| COLLIER COUNTY HEALTH DEPT. | | 4 | 4 | 50% | 8 |
| DOCTOR'S IN-HOUSE LAB/COMMUNITY HEALTH CENTERS OF PINELLAS - CLEARWATE | | | 8 | 100% | 8 |
| FLORIDA HOSPITAL WINTER GARDEN | | 7 | 1 | 13% | 8 |
| CRANE CENTER | | 6 | 2 | 25% | 8 |
| GOLISANO CHILDREN'S HOSPITAL OF SOUTHWEST FLORIDA | | 6 | 2 | 25% | 8 |
| PIONEER CLINICAL LAB LLC | | 6 | 2 | 25% | 8 |
| LAKE MORTON PLAZA☐ | | 7 | | | 7 |
| AVON PARK PEDIATRICS | | | 7 | 100% | 7 |
| GRAND OAKS OF PALM CITY LLC☐ | | 7 | | | 7 |
| PALM BAY PEDIATRICS | | 1 | 6 | 86% | 7 |
| FLORIDA HOSPITAL KISSIMMEE | | 4 | 3 | 43% | 7 |
| TAVARES PEDIATRICS | | 6 | 1 | 14% | 7 |
| MOSOLF PEDIATRICS | | | 7 | 100% | 7 |
| MARQUES PEDIATRICS | | | 7 | 100% | 7 |
| LIFE CARE CENTER OF PORT ST. LUCIE | | 4 | 3 | 43% | 7 |
| VETERANS AFFAIRS MEDICAL CENTER - OUTPATIENT | | | 7 | 100% | 7 |
| WELLMED AT PORT ST LUCIE WEST | | 6 | 1 | 14% | 7 |
| LEPE'S HOUSE | | | 7 | 100% | 7 |
| INTERMOUNTAIN CENTRAL LAB | | 1 | 6 | 86% | 7 |
| CARENOW URGENT CARE-BRENTWOOD | | 5 | 2 | 29% | 7 |
| DEPARTMENT OF HEALTH- CITRUS COUNTY | | | 7 | 100% | 7 |
| RIVER OAKS TREATMENT CENTER | | | 7 | 100% | 7 |
| FLORIDA CENTER FOR DERMATOLOGY LABORATORY | | | 7 | 100% | 7 |
| DIAGNOSTIC CLINIC | | 6 | 1 | 14% | 7 |
| EASTERN SHORE URGENT CARE | | 4 | 3 | 43% | 7 |
| SOUTH NASSAU COMMUNITIES HOSPITAL | | 5 | 2 | 29% | 7 |
| NEMOURS CHILDREN'S PRIMARY CARE | | | 7 | 100% | 7 |
| PROHEALTH CARE ASSOCIATES MOBILE | | 5 | 2 | 29% | 7 |
| PROJECT HEALTH INC | | 7 | | | 7 |
| STATEN ISLAND UNIVERSITY HOSPITAL SEGUINE AVE | | 7 | | | 7 |
| NORTHSHORE UNIVERSITY HEALTHSYSTEM EVANSTON HOSPITAL LAB | | | 7 | 100% | 7 |
| BETHESDA HEALTH PHYSICIAN GROUP INC | | | 7 | 100% | 7 |
| ONEIDA HEALTHCARE CENTER | | 7 | | | 7 |
| Ocoee Health Care Center | | 7 | | | 7 |
| JOHNS HOPKINS MEDICAL LABORATORIES | | 1 | 6 | 86% | 7 |
| HEARTLAND PEDIATRICS OF LAKE PLACID | | | 7 | 100% | 7 |
| MINUTECLINIC DIAGNOSTIC | | 7 | | | 7 |
| BVL PEDIATRICS | | 7 | | | 7 |
| MIDMICHIGAN MEDICAL CENTER | | | 7 | 100% | 7 |
| LONG BEACH URGENT CARE | | 7 | | | 7 |
| NORTH PINELLAS CHILDRENS MEDICAL CENTER | | | 7 | 100% | 7 |
| HUNTINGTON STATION URGENT CARE | | 7 | | | 7 |

COVID-19: testing by laboratory

Data through Nov 23, 2020 verified as of Nov 24, 2020 at 09:25 AM

Data in this report are provisional and subject to change.

The numbers in the table below represent the number of Florida and non-Florida residents for whom test results were received by the Department of Health. A person can be tested by more than one laboratory and can have both positive and negative results. **Therefore, the sum of the numbers in each column will be larger than the total number of people tested.**

| Reporting lab | Inconclusive | Negative | Positive | Percent positive | Total |
|--|--------------|----------|----------|------------------|-------|
| OPIS COQUINA CENTER | | 7 | | | 7 |
| BAPTIST PRIMARY CARE PONTE VEDRA | | 4 | 3 | 43% | 7 |
| BIOTECH CLINICAL LABORATORIES, INC. | | | 7 | 100% | 7 |
| ADVENT HEALTH - CARROLLWOOD | | | 7 | 100% | 7 |
| DOCTOR'S IN-HOUSE LAB/COMMUNITY HEALTH CENTERS OF PINELLAS -PINELLAS P | | | 7 | 100% | 7 |
| TRUE HEALTH DIAGNOSTICS | | 1 | 6 | 86% | 7 |
| SURGOINSVILLE PHARMACY | | 7 | | | 7 |
| BAPTIST PRIMARY CARE INC | | 5 | 2 | 29% | 7 |
| MEDRITE MEDICAL CARE, PC | | 1 | 6 | 86% | 7 |
| MID FLORIDA PATHOLOGY LLC MOBILE UNIT #4 | | 1 | 6 | 86% | 7 |
| LEE COUNTY HEALTH DEPARTMENT | | 4 | 3 | 43% | 7 |
| MEDLABS DIAGNOSTICS | | 7 | | | 7 |
| OHIO CVS STORES, LLC DBA | | 7 | | | 7 |
| LEESBURG PEDIATRICS | | 7 | | | 7 |
| LABORATORY SPECIALIST OF MICHIGAN | | | 7 | 100% | 7 |
| OAK MANOR NURSING HOME | | 7 | | | 7 |
| NOVANT HEALTH INPATIENT CARE | | 2 | 5 | 71% | 7 |
| Centre Pointe Health and Rehabilitation Center | | 7 | | | 7 |
| RAINBOW PEDIATRIC CENTER | | 1 | 6 | 86% | 7 |
| COLONY CARE CENTER | | | 7 | 100% | 7 |
| ROBERT H JENKINS JR VETERANS' DOMICILIARY HOME OF | | 7 | | | 7 |
| ALLEGRO - TAMPA | 1 | 4 | 2 | 29% | 7 |
| AVENTURA HOSPITAL AND MEDICAL CENTER | | | 7 | 100% | 7 |
| PATEL MEDICAL VENTURES | | 6 | 1 | 14% | 7 |
| CARENOW URGENT CARE-MADISON | | 7 | | | 7 |
| NATURE COAST REGIONAL MEDICAL CENTER | | | 7 | 100% | 7 |
| THE MARY IMOGENE BASSETT HOSPITAL | | 7 | | | 7 |
| JERICOHO URGENT CARE | | 7 | | | 7 |
| OSPREY VILLAGE AT AMELIA ISLAND LTD | | 7 | | | 7 |
| UC HEALTH UNIVERSITY HOSPITAL | | 7 | | | 7 |
| GULF COAST MEDICAL GROUP | | 2 | 5 | 71% | 7 |
| TOTAL ACCESS URGENT CARE | | | 7 | 100% | 7 |
| MERCY MEDICAL CENTER | | 3 | 4 | 57% | 7 |
| NORTHERN WESTCHESTER HOSPITAL LABORATORY | | 6 | 1 | 14% | 7 |
| MEMORY CARE OF NAPLES | | 7 | | | 7 |
| PEDIATRIC HEALTH CARE ALLIANCE PA | | | 7 | 100% | 7 |
| ORMOND BEACH CENTRA CARE | | | 7 | 100% | 7 |
| DOH-TAMPA BRANCH LABORATORY (MLK BLVD) | | 3 | 4 | 57% | 7 |
| OAKBROOK HEALTH AND REHABILITATION CENTER | 1 | 6 | | | 7 |
| FLORIDA CLINICAL LAB | | | 7 | 100% | 7 |
| MERCY MEDICAL URGENT CARE CENTER INC | | 2 | 5 | 71% | 7 |
| HEALTH CARE LABORATORY SERVICES | | 1 | 6 | 86% | 7 |
| ALACHUA | | | 7 | 100% | 7 |
| CORE BIO LABS | | 5 | 2 | 29% | 7 |
| LAKE HOWELL FAMILY MEDICINE ASSOCIATES | | 5 | 2 | 29% | 7 |
| TGH URGENT CARE - RIVERVIEW | | | 7 | 100% | 7 |
| ARCHBOLD MEMORIAL HOSPITAL/LAB | | 3 | 4 | 57% | 7 |

COVID-19: testing by laboratory

Data through Nov 23, 2020 verified as of Nov 24, 2020 at 09:25 AM

Data in this report are provisional and subject to change.

The numbers in the table below represent the number of Florida and non-Florida residents for whom test results were received by the Department of Health. A person can be tested by more than one laboratory and can have both positive and negative results. **Therefore, the sum of the numbers in each column will be larger than the total number of people tested.**

| Reporting lab | Inconclusive | Negative | Positive | Percent positive | Total |
|--|--------------|----------|----------|------------------|-------|
| VIRTUA VOORHEES HOSPITAL | | 5 | 2 | 29% | 7 |
| BARTON PARKER OD PC | | 7 | | | 7 |
| TOWERS HOME CARE☐ | | 7 | | | 7 |
| QUE | | 4 | 3 | 43% | 7 |
| DORAL URGENT CARE | | | 7 | 100% | 7 |
| MD PLUS URGENT CARE, LLC | | | 7 | 100% | 7 |
| Rosewood Healthcare and Rehabilitation Center | | 5 | 2 | 29% | 7 |
| NEW YORK PRESBYTERIAN - LOWER MANHATTAN | | 6 | | | 6 |
| LUMADOC HEALTH | | 4 | 2 | 33% | 6 |
| WATAUGA MEDICAL CENTER | | 4 | 2 | 33% | 6 |
| THE TRADITION OF THE PALM BEACHES | | 6 | | | 6 |
| SUPERIOR RESIDENCES OF PANAMA CITY BEACH | | 5 | 1 | 17% | 6 |
| THE PALACE AT HOMESTEAD | | 6 | | | 6 |
| MARKET STREET VIERA | | 6 | | | 6 |
| Life Care Center at Inverrary | | 6 | | | 6 |
| MEDEXPRESS URGENT CARE PALM BEACH GARDENS | | | 6 | 100% | 6 |
| PALMETTO HEALTH ALLIANCE | | 3 | 3 | 50% | 6 |
| JFK MEDICAL CENTER NORTH LAB | | | 6 | 100% | 6 |
| SOUTH CAROLINA DEPARTMENT OF HEALTH | | | 6 | 100% | 6 |
| RESTORE HEALTH URGENT CARE | | 1 | 5 | 83% | 6 |
| THE VILLAGES REGIONAL HOSPITAL FREESTANDING | | 3 | 3 | 50% | 6 |
| PENN MEDICINE PRINCETON MEDICAL CENTER | | 6 | | | 6 |
| STUART REHABILITATION AND HEALTHCARE | | 2 | 4 | 67% | 6 |
| UNIVERSITY OF WASHINGTON MEDICAL CENTER | | | 6 | 100% | 6 |
| SOMERBY OF SANTA ROSA BEACH | | 6 | | | 6 |
| TEXAS DEPARTMENT OF STATE HEALTH SERVICES | | 2 | 4 | 67% | 6 |
| LAWTON CHILES HEALTH CENTER | | 1 | 5 | 83% | 6 |
| LAKEVIEW HEALTH SYSTEMS | | | 6 | 100% | 6 |
| PUBLIC HEALTH LAB | | 6 | | | 6 |
| Northwell Lab | | 2 | 4 | 67% | 6 |
| JERSEY SHORE MEDICAL CENTER | | 6 | | | 6 |
| INTERLACHEN PEDIATRICS PA | | 6 | | | 6 |
| GENETIC TECHNOLOGICAL INNOVATIONS | | | 6 | 100% | 6 |
| TIMBER CREEK PEDIATRICS | | 6 | | | 6 |
| ROADS PEDIATRICS,LLC | | 5 | 1 | 17% | 6 |
| Wiregrass Rehabilitation Center and Nursing Home | | 6 | | | 6 |
| SAINT PETER'S UNIVERSITY HOSPITAL | | 6 | | | 6 |
| SAMARITAN HOSPITAL LABORATORY | | 6 | | | 6 |
| LAB UNKNOWN | | 6 | | | 6 |
| MOLECULAR PATHOLOGY LABORATORY | | | 6 | 100% | 6 |
| SOUTHEASTERN OUTPATIENT SURGERY CENTER | | 6 | | | 6 |
| WHITE WILSON MEDICAL CENTER PA - NAVARRE | | | 6 | 100% | 6 |
| VALLEY IMMEDIATE CARE | | 5 | 1 | 17% | 6 |
| WILDLIGHT LAB | | | 6 | 100% | 6 |
| STEWARD MEDICAL GROUP INC | | | 6 | 100% | 6 |
| VRL EUROFINs | | 4 | 2 | 33% | 6 |
| PROHEALTH MED | | 1 | 5 | 83% | 6 |

COVID-19: testing by laboratory

Data through Nov 23, 2020 verified as of Nov 24, 2020 at 09:25 AM

Data in this report are provisional and subject to change.

The numbers in the table below represent the number of Florida and non-Florida residents for whom test results were received by the Department of Health. A person can be tested by more than one laboratory and can have both positive and negative results. **Therefore, the sum of the numbers in each column will be larger than the total number of people tested.**

| Reporting lab | Inconclusive | Negative | Positive | Percent positive | Total |
|--|--------------|----------|----------|------------------|-------|
| WEINBERG VILLAGE | | 6 | | | 6 |
| MERCY HEALTH—MUSKEGON | | 5 | 1 | 17% | 6 |
| BETH ISRAEL DEACONESS MEDICAL CENTER | | | 6 | 100% | 6 |
| METROPOLITAN HOSPITAL CENTER | | 6 | | | 6 |
| FLORIDA WOMAN CARE LABORATORY | | | 6 | 100% | 6 |
| ARTHREX MEDICAL CENTER | | 5 | 1 | 17% | 6 |
| CARROLL GARDENS URGENT CARE | | 6 | | | 6 |
| BAPTIST HEALTH | | | 6 | 100% | 6 |
| MONTEFIORE NYACK HOSPITAL AFFILIATED LABORATORY | | 6 | | | 6 |
| PALM BEACH PEDIATRICS | | | 6 | 100% | 6 |
| BUREAU OF PUBLIC HEALTH | | 1 | 5 | 83% | 6 |
| DOCTORS CLINICAL LABORATORY, INC | | 5 | 1 | 17% | 6 |
| AARK LABORATORY | | 6 | | | 6 |
| BAYCARE ALLIANT HOSPITAL | | | 6 | 100% | 6 |
| BULLS HEAD URGENT CARE | | 6 | | | 6 |
| ISLAND COAST PEDIATRICS IN-HOUSE LAB | | 6 | | | 6 |
| ORANGE BLOSSOM FAMILY HEALTH | | 6 | | | 6 |
| JUPITER MEDICAL CENTER | | | 6 | 100% | 6 |
| FLAGLER HOSPITAL LABORATORY | | 2 | 4 | 67% | 6 |
| ADVENT HEALTH PRIMARY CARE PLUS, WINTER GARDEN | | 4 | 2 | 33% | 6 |
| ENIGMA DIAGNOSTIC, INC. | | | 6 | 100% | 6 |
| BROOKDALE PANAMA CITY | | 5 | 1 | 17% | 6 |
| GENTRY PARK ORLANDO ASSISTED LIVING | | 6 | | | 6 |
| ARLINGTON OF NAPLES | | 6 | | | 6 |
| BIOREFERENCE LABORATORIES INC | | 2 | 4 | 67% | 6 |
| GENESIS | | 4 | 2 | 33% | 6 |
| EAR NOSE AND THROAT ASSOCIATES OF MANATEE, P.A. | | 6 | | | 6 |
| HERNANDO COUNTY FIRE RESCUE DISTRICT | | 2 | 4 | 67% | 6 |
| DOH JACKSONVILLE CENTRAL LABORATORY | | 3 | 3 | 50% | 6 |
| SONORA QUEST LABORATORIES | | | 6 | 100% | 6 |
| CABANA AT JENSEN DUNES, THE | | 6 | | | 6 |
| TEXAS MEDCLINIC | | | 6 | 100% | 6 |
| AMBRY GENETICS CORPORATION | | 6 | | | 6 |
| CRESTVIEW URGENT CARE | | | 6 | 100% | 6 |
| CAPE CORAL HOSPITAL ABG LABORATORY | | 2 | 4 | 67% | 6 |
| Holistic Pediatrics Group LLC | | 6 | | | 6 |
| COASTAL INTERNAL MEDICINE | | 6 | | | 6 |
| BOCA VIPEDIATRICS | | | 6 | 100% | 6 |
| ETHOS LABORATORIES | | 6 | | | 6 |
| FLORIDA MEDICAL SPECIALISTS | | 2 | 4 | 67% | 6 |
| INTERNAL MEDICINE ASSOCIATES OF JACKSON HOSPITAL | | | 6 | 100% | 6 |
| MIAMI CLINICAL RESEARCH CORP | | | 6 | 100% | 6 |
| TAMIAMI LAB MILLENIUM | | | 6 | 100% | 6 |
| DB MD | | 5 | 1 | 17% | 6 |
| DARDEN WELLNESS CENTER | | 5 | 1 | 17% | 6 |
| CAPITAL HEALTH PLAN LABORATORIES | | | 6 | 100% | 6 |
| HAWTHORN HOUSE☐ | | 6 | | | 6 |

COVID-19: testing by laboratory

Data through Nov 23, 2020 verified as of Nov 24, 2020 at 09:25 AM

Data in this report are provisional and subject to change.

The numbers in the table below represent the number of Florida and non-Florida residents for whom test results were received by the Department of Health. A person can be tested by more than one laboratory and can have both positive and negative results. **Therefore, the sum of the numbers in each column will be larger than the total number of people tested.**

| Reporting lab | Inconclusive | Negative | Positive | Percent positive | Total |
|--|--------------|----------|----------|------------------|-------|
| PATHGROUP LABS, LLC | | 4 | 2 | 33% | 6 |
| FREEDOM INN AT TARPON SPRINGS | | 6 | | | 6 |
| CAREWELL 301 - WARWICK | | | 6 | 100% | 6 |
| SCHOOL OF PHARMACY AND PHARMACEUTICAL | | 6 | | | 6 |
| FRICKS PHARMACY | | 5 | 1 | 17% | 6 |
| MONROE COUNTY HOSPITAL | | 4 | 2 | 33% | 6 |
| GRACE REHABILITATION CENTER OF VERO BEACH | | 4 | 2 | 33% | 6 |
| BAYSHORE LABORATORY | | 4 | 1 | 20% | 5 |
| MACKOUL PEDIATRICS FORT MYERS | | | 5 | 100% | 5 |
| UNIVERSITY HOSPITAL UC HEALTH | | 5 | | | 5 |
| PALM BAY HOSPITAL CLINICAL LABORATORY | | | 5 | 100% | 5 |
| NORTH FLORIDA PEDIATRICS JASPER | | | 5 | 100% | 5 |
| Good Samaritan Society Kissimmee Village | | 5 | | | 5 |
| AZALEA HEALTH | | 2 | 3 | 60% | 5 |
| PALMS FACILITY INC | | 5 | | | 5 |
| CENTREX CLINICAL LABS INC | | 5 | | | 5 |
| PENINSULA CARE AND REHABILITATION CENTER | | | 5 | 100% | 5 |
| ARDEN COURTS OF FORT MYERS | | 5 | | | 5 |
| ARIZONA DEPARTMENT OF HEALTH SERVICES | | | 5 | 100% | 5 |
| FLORIDA HOSPITAL LAKE MARY | | 5 | | | 5 |
| FLORIDA DEPARTMENT OF HEALTH IN CITRUS COUNTY | | 3 | 2 | 40% | 5 |
| HEALTHPARK MEDICAL CENTER ABG LAB | | 5 | | | 5 |
| BARNETT PARK☐ | | | 5 | 100% | 5 |
| FREEDOM SQUARE NURSING CENTER☐ | | | 5 | 100% | 5 |
| MANATEE COUNTY JAIL | | 4 | 1 | 20% | 5 |
| BAPTIST PEDIATRICS | | 5 | | | 5 |
| THOMAS JEFFERSON UNIVERSITY HOSPITAL | | 4 | 1 | 20% | 5 |
| GLEN FALLS HOSPITAL DEPARTMENT OF PATHOLOGY | | 5 | | | 5 |
| BEACH HOUSE | | 5 | | | 5 |
| FRANCES WARDE MEDICAL LABORATORY | | 2 | 3 | 60% | 5 |
| ST VINCENT'S CHILTON | | 4 | 1 | 20% | 5 |
| WIREGRASS CLINIC LLC | | 3 | 2 | 40% | 5 |
| WELLMED AT LAKE COPELAND | | 2 | 3 | 60% | 5 |
| MEDICAL CENTER OF BLOUNTSTOWN | | | 5 | 100% | 5 |
| WESTWOOD HEALTHCARE SNF | | 5 | | | 5 |
| MAXHEALTH | | 4 | 1 | 20% | 5 |
| COOPER HOSPITAL/UNIVERSITY MEDICAL | | 5 | | | 5 |
| BROWARD COUNTY HEALTH DEPT. | | | 5 | 100% | 5 |
| CENTRA CARE POINCIANA | | | 5 | 100% | 5 |
| EMERGENCY MEDICAL CENTER | | | 5 | 100% | 5 |
| MINUTECLINIC DIAGNOSTIC OF PENNSYLVANIA, LLD #1545 | | 5 | | | 5 |
| ST JOSEPH WOMENS HOSPITAL | | | 5 | 100% | 5 |
| URGENT CARE OF LONGWOOD | | | 5 | 100% | 5 |
| RIVERSIDE RECOVERY OF TAMPA | | 5 | | | 5 |
| CONCENTRA | | | 5 | 100% | 5 |
| MOUNT SINAI BROOKLYN LABORATORY | | 4 | 1 | 20% | 5 |
| COMMUNITY HEALTH OF SOUTH FLORIDA | | | 5 | 100% | 5 |

COVID-19: testing by laboratory

Data through Nov 23, 2020 verified as of Nov 24, 2020 at 09:25 AM

Data in this report are provisional and subject to change.

The numbers in the table below represent the number of Florida and non-Florida residents for whom test results were received by the Department of Health. A person can be tested by more than one laboratory and can have both positive and negative results. **Therefore, the sum of the numbers in each column will be larger than the total number of people tested.**

| Reporting lab | Inconclusive | Negative | Positive | Percent positive | Total |
|---|--------------|----------|----------|------------------|-------|
| INTERNAL MEDICINE SPECIALISTS | | | 5 | 100% | 5 |
| HEALTH NETWORK LABORATORIES | | 4 | 1 | 20% | 5 |
| OMNICARE PHARMACY OFTEXAS 1, LP DBA OMNICARE | | 5 | | | 5 |
| MONTEFIORE MEDICAL CENTER LABORATORIES - NORTH | | 5 | | | 5 |
| NELSON BIOLOGICAL | | | 5 | 100% | 5 |
| WEST | | 2 | 3 | 60% | 5 |
| UR CARE FAMILY AND SPORTS MEDICINE | | | 5 | 100% | 5 |
| AEL KNOXVILLE | | | 5 | 100% | 5 |
| WYOMING COUNTY COMMUNITY HOSPITAL LABORATORY | | 5 | | | 5 |
| CHAMBREL AT ISLAND LAKE | | 5 | | | 5 |
| FINLAY | | 1 | 4 | 80% | 5 |
| CVS | | | 5 | 100% | 5 |
| UPMC HEALTH SYSTEM | | 4 | 1 | 20% | 5 |
| XRL SXF REF LAB | | 5 | | | 5 |
| COMMUNITY MEDICAL CARE CENTER INC | | | 5 | 100% | 5 |
| RIVER CITY PRIMARY AND URGENT CARE | | | 5 | 100% | 5 |
| OHIO STATE UNIVERSITY MEDICAL CENTER | | | 5 | 100% | 5 |
| ST JOHNS BIOMEDICAL LAB | | 5 | | | 5 |
| CLEVELAND CLINIC MARTIN HEALTH NURSING & RESTORATIVE | | 5 | | | 5 |
| WADSWORTH CENTER - DAVID AXELROD INSTITUTE | | 5 | | | 5 |
| MEDEXPRESS URGENT CARE - JAX ATLANTIC BLVD | | | 5 | 100% | 5 |
| JACKSON CLINIC PA,THE | | 2 | 3 | 60% | 5 |
| NORTHERN DUTCHESS HOSPITAL LABORATORY | | 5 | | | 5 |
| WEST PACIFIC MEDICAL LABORATORY | | | 5 | 100% | 5 |
| RENAISSANCE SENIOR LIVING | | 5 | | | 5 |
| COASTAL SKIN SURGERY AND DERMATOLOGY | | 2 | 3 | 60% | 5 |
| MONTEFIORE MEDICAL CENTER LABORATORIES - WEILER | | 4 | 1 | 20% | 5 |
| BOND CLINIC, PA | | | 5 | 100% | 5 |
| HEALTHCARE NOW | | | 5 | 100% | 5 |
| COMPREHENSIVE CHILDCARE ASSOCIATES | | 5 | | | 5 |
| INSTITUTE OF PATHOLOGY KINGS COUNTY | | 5 | | | 5 |
| NORTHWESTERN MEMORIAL HOSPITAL | | | 5 | 100% | 5 |
| TENNESSEE DEPARTMENT OF HEALTH (TDH) - CENTRAL LABORATORY | | | 5 | 100% | 5 |
| LAKEVIEW TERRACE RETIREMENT COMMUNITY | | 5 | | | 5 |
| UNILAB | | 2 | 3 | 60% | 5 |
| TANNER MEDICAL CENTER EAST AL | | 5 | | | 5 |
| BETHESDA COMMUNITY HEALTH CENTER | | | 5 | 100% | 5 |
| MINUTECLINIC DIAGNOSTIC OF PA, LLC (1036) | | 4 | 1 | 20% | 5 |
| BROOKDALE CLERMONT | | | 5 | 100% | 5 |
| MANATEE PEDIATRICS | | | 5 | 100% | 5 |
| LAKE WALES OPERATING GROUP LLC | | 5 | | | 5 |
| JOE DIMAGGIO CHILDREN'S HOSPITAL | | 1 | 4 | 80% | 5 |
| LAKE PARK OF MADISON | | 4 | 1 | 20% | 5 |
| THE TERRACE AT IVY ACRES ALF | | 5 | | | 5 |
| AUBURN COMMUNITY HOSPITAL | | 4 | 1 | 20% | 5 |
| DIEGO FALLON MD PA | | 3 | 2 | 40% | 5 |
| WOODHULL MEDICAL AND MENTAL HEALTH CTR | | 5 | | | 5 |

COVID-19: testing by laboratory

Data through Nov 23, 2020 verified as of Nov 24, 2020 at 09:25 AM

Data in this report are provisional and subject to change.

The numbers in the table below represent the number of Florida and non-Florida residents for whom test results were received by the Department of Health. A person can be tested by more than one laboratory and can have both positive and negative results. **Therefore, the sum of the numbers in each column will be larger than the total number of people tested.**

| Reporting lab | Inconclusive | Negative | Positive | Percent positive | Total |
|---|--------------|----------|----------|------------------|-------|
| OCALA OAKS REHABILITATION CENTER | | 4 | 1 | 20% | 5 |
| CHILDREN'S HOSPITAL OF PHILADELPHIA | | 5 | | | 5 |
| LUXOR SCIENTIFIC LLC | | | 5 | 100% | 5 |
| LAB UNKNOWN | | | 5 | 100% | 5 |
| ST CHARLES HOSPITAL LABORATORY | | 5 | | | 5 |
| PRECISION LABS LLC | | 2 | 3 | 60% | 5 |
| ELLIS HOSPITAL LABORATORY | | 5 | | | 5 |
| HERNANDO ENDOSCOPY AND SURGERY CENTER | | 3 | 2 | 40% | 5 |
| BOND CLINIC, PA | | | 5 | 100% | 5 |
| MINUTECLINIC, LLC, DBA MINUTECLINIC #2544 | | 5 | | | 5 |
| PEDIATRICS OF CENTRAL FLORIDA – POINCIANA | | 3 | 2 | 40% | 5 |
| TGH URGENT CARE POWERED BY FAST TRACK | | | 5 | 100% | 5 |
| ADVENTHEALTH CENTRA CARE LAKE BUENA VISTA | | 5 | | | 5 |
| ADVENT HEALTH - FOUR CORNERS ER | | 5 | | | 5 |
| PARAMOUNT WALK-IN CLINIC | | 1 | 4 | 80% | 5 |
| DEBARY HEALTH AND REHABILITATION CENTER | | 5 | | | 5 |
| PEDIATRICS OF CENTRAL FLORIDA | | 3 | 2 | 40% | 5 |
| PEDIATRICS OF ALTAMONTE | | 5 | | | 5 |
| PEDIATRIC HEALTH CARE ALLIANCE, PA | | | 5 | 100% | 5 |
| GUTHRIE MEDICAL GROUP LABORATORIES | | 5 | | | 5 |
| APOLLO HEALTH & REHABILITATION | | 2 | 3 | 60% | 5 |
| BIOTECH | | | 5 | 100% | 5 |
| BAPTIST HEALTH - TOWN CENTER | | | 5 | 100% | 5 |
| GOOD SAMARITAN SOCIETY OF DAYTONA | | 5 | | | 5 |
| RIVERVIEW REGIONAL MEDICAL CENTER | | 5 | | | 5 |
| TALLAHASSEE DEVELOPMENTAL CENTER☐ | | 5 | | | 5 |
| HOWARD BEACH URGENT CARE | | 5 | | | 5 |
| THE UNIVERSITY OF VERMONT MEDICAL CENTER | | 4 | 1 | 20% | 5 |
| THE CLINIC PREMISE HEALTH | | | 5 | 100% | 5 |
| PRECISION DIAGNOSTICS INC - NJ | | 5 | | | 5 |
| DYNACARE LABORATORIES | | | 4 | 100% | 4 |
| MEDEX MEDICAL EXPRESS OF PALATKA LLC | | | 4 | 100% | 4 |
| Sunset Point Center | | 4 | | | 4 |
| MEDICAL CENTER AT OCEAN REEF | | 1 | 3 | 75% | 4 |
| MD NOW MEDICAL CENTERS INC | | | 4 | 100% | 4 |
| STEWART ROCKLEDGE HOSPITAL | | | 4 | 100% | 4 |
| MD ANDERSON | | | 4 | 100% | 4 |
| WESTCHESTER GENERAL HOSPITAL BLOOD GAS LAB | | | 4 | 100% | 4 |
| MARIANNA HEALTH AND REHABILITATION CENTER | | 4 | | | 4 |
| CRESTWOOD MEDICAL CENTER | | 4 | | | 4 |
| UNION CITY MANOR NURSING CENTER | | 4 | | | 4 |
| VITAL CARE URGENT CARE | | | 4 | 100% | 4 |
| Sunset Lake Health and Rehabilitation Center | | 4 | | | 4 |
| VENICE REGIONAL MEDICAL CENTER BAYFRONT HEALTH | | 1 | 3 | 75% | 4 |
| MISSOURI DEPARTMENT OF HEALTH AND SENIOR SERVICES | | | 4 | 100% | 4 |
| WAKEMED | | 1 | 3 | 75% | 4 |
| MINUTECLINIC, LLC #03965 | | 4 | | | 4 |

COVID-19: testing by laboratory

Data through Nov 23, 2020 verified as of Nov 24, 2020 at 09:25 AM

Data in this report are provisional and subject to change.

The numbers in the table below represent the number of Florida and non-Florida residents for whom test results were received by the Department of Health. A person can be tested by more than one laboratory and can have both positive and negative results. **Therefore, the sum of the numbers in each column will be larger than the total number of people tested.**

| Reporting lab | Inconclusive | Negative | Positive | Percent positive | Total |
|--|--------------|----------|----------|------------------|-------|
| GENEVA GENERAL HOSPITAL LABORATORY | | 3 | 1 | 25% | 4 |
| NEMOURS CHILDREN'S PRIMARY CARE VERO BEACH | | | 4 | 100% | 4 |
| Westminster Manor | | 3 | 1 | 25% | 4 |
| FHMG_FM AND IM AVALON PARK | | 1 | 3 | 75% | 4 |
| UF HEALTH | | | 4 | 100% | 4 |
| SONIC REFERENCE LABORATORY | | | 4 | 100% | 4 |
| SOUTHEASTERN PEDIATRIC ASSOCIATES | | | 4 | 100% | 4 |
| SOUTHWESTERN REGIONAL MEDICAL CENTER - TULSA | | 4 | | | 4 |
| DTR LABS | | 3 | 1 | 25% | 4 |
| INFECTION CONTROL/ EMPHEALTH | | 3 | 1 | 25% | 4 |
| PREMIER MEDICAL ASSOCIATES | | 4 | | | 4 |
| ORLANDO HEALTH PHYSICIAN ASSOCIATES | | 3 | 1 | 25% | 4 |
| MEMORIAL HEALTH CARE SYSTEMS | | | 4 | 100% | 4 |
| PALM BEACH COUNTY HEALTH DEPARTMENT LABORATORY | | | 4 | 100% | 4 |
| RESOLVE MOLECULAR DIAGNOSTICS | | 4 | | | 4 |
| IRL MARKET LAB | | | 4 | 100% | 4 |
| SONATA COCONUT CREEK | | 2 | 2 | 50% | 4 |
| ALBIBI | | 1 | 3 | 75% | 4 |
| MARSHALL MEDICAL CENTER SOUTH LAB | | 3 | 1 | 25% | 4 |
| COLUMBIA MEMORIAL HOSPITAL LABORATORY | | 4 | | | 4 |
| INTERMARKET FACILITY | | | 4 | 100% | 4 |
| LONG ISLAND JEWISH FOREST HILLS HOSPITAL | | 4 | | | 4 |
| KANSAS DEPARTMENT OF HEALTH | | 2 | 2 | 50% | 4 |
| CELAL GUROL ERBAY, MD | | | 4 | 100% | 4 |
| CEDAR CREEK AT KINGS BAY INC | | 4 | | | 4 |
| ILLINOIS DEPT OF PUBLIC HEALTH LAB - SPRINGFIELD | | | 4 | 100% | 4 |
| CAREWELL 202 | | | 4 | 100% | 4 |
| CAPE COD HOSPITAL | | | 4 | 100% | 4 |
| SOUTHCOR LABORATORY | | 2 | 2 | 50% | 4 |
| MORSELIFE MEMORY CARE RESIDENCE | | 4 | | | 4 |
| PATHLINE | | | 4 | 100% | 4 |
| EC OPCO PENSACOLA, LLC | | 4 | | | 4 |
| EGL GENETICS DIAGNOSTICS | | | 4 | 100% | 4 |
| PALM HARBOR DERMATOLOGY | | 4 | | | 4 |
| NORTHPORT MEDICAL CENTER LAB | | 4 | | | 4 |
| IU HEALTH PATHOLOGY | | | 4 | 100% | 4 |
| FAMILY HEALTH CENTERS OF SOUTHWEST FLORIDA INC | | | 4 | 100% | 4 |
| THE DOCTORS CENTER HEALTHCARE-SOUTHSIDE | | 1 | 3 | 75% | 4 |
| EXPRESS TESTING-ONE | | | 4 | 100% | 4 |
| OMNICARE PHARMACY OF TEXAS 1 | | 4 | | | 4 |
| PM PEDIATRICS OF SELDEN | | 3 | 1 | 25% | 4 |
| GULF COAST MEDICAL CENTER | | 4 | | | 4 |
| GNT ASSOCIATES | | 3 | 1 | 25% | 4 |
| PENNSYLVANIA DEPARTMENT OF HEALTH BUREAU OF LABORATORIES | | | 4 | 100% | 4 |
| MC DIAGNOSTIC OF CONNECTICUT, PC #1960 | | 4 | | | 4 |
| BARBARA O'REILLY MD PA | | 4 | | | 4 |
| OSPREY LODGE | | 4 | | | 4 |

COVID-19: testing by laboratory

Data through Nov 23, 2020 verified as of Nov 24, 2020 at 09:25 AM

Data in this report are provisional and subject to change.

The numbers in the table below represent the number of Florida and non-Florida residents for whom test results were received by the Department of Health. A person can be tested by more than one laboratory and can have both positive and negative results. **Therefore, the sum of the numbers in each column will be larger than the total number of people tested.**

| Reporting lab | Inconclusive | Negative | Positive | Percent positive | Total |
|---|--------------|----------|----------|------------------|-------|
| FIFTH AVENUE PEDIATRICS | | 3 | 1 | 25% | 4 |
| FISHERMEN'S HOSPITAL | | | 4 | 100% | 4 |
| MIAMI CANCER INSTITUTE | | | 4 | 100% | 4 |
| ADVANCED DIAGNOSTIC LABORATORY | | | 4 | 100% | 4 |
| TRINITY REGIONAL REHAB CENTER | | 4 | | | 4 |
| FIRST CHOICE PEDIATRICS INC | | 3 | 1 | 25% | 4 |
| OKLAHOMA STATE UNIVERSITY DIAGNOSTIC LAB | | | 4 | 100% | 4 |
| REHABILITATION CENTER OF WINTER PARK | | | 4 | 100% | 4 |
| ECLRS | | 1 | 3 | 75% | 4 |
| BENEVA LAKES HEALTHCARE & REHAB CENTER | | | 4 | 100% | 4 |
| BIOREFERENCE LABORATORIES | | | 4 | 100% | 4 |
| SIGNATURE CARE EMERGENCY CENTER | | 2 | 2 | 50% | 4 |
| SHARP MEMORIAL HOSPITAL MICROBIOLOGY DEPT | | | 4 | 100% | 4 |
| LORI MCAULIFFE MD PA | | | 4 | 100% | 4 |
| MAIMONIDES MEDICAL CENTER | | 3 | 1 | 25% | 4 |
| PANCARE HEALTH YOUNGSTOWN | | | 4 | 100% | 4 |
| GLEN OAKS URGENT CARE | | 4 | | | 4 |
| EMERITUS AT NAPLES | | 4 | | | 4 |
| Golfview Healthcare Center | | 4 | | | 4 |
| BAYCARE MEDICAL GROUP INC | | | 4 | 100% | 4 |
| TRINITY MEDICAL ASSOCIATES LLC | | | 4 | 100% | 4 |
| FCHC (OB)-DARWIN SQUARE CTR. | | | 4 | 100% | 4 |
| ROHR HOME | | 3 | 1 | 25% | 4 |
| SANFORD SOUTH UNIVERSITY | | 4 | | | 4 |
| ACCESS PHARMACY | | 4 | | | 4 |
| BRADENTON PHYSICIANS MEDICAL CENTER | | | 4 | 100% | 4 |
| BIOTEST PLASMA CENTER | | 4 | | | 4 |
| WYOMING PUBLIC HEALTH LAB | | | 4 | 100% | 4 |
| PHYSICIANS STAT LAB INC | | 2 | 2 | 50% | 4 |
| MARION AND BERNARD L SAMSON NURSING CENTER | | | 4 | 100% | 4 |
| CARENOW URGENT CARE - EAST NASHVILLE | | 4 | | | 4 |
| BAPTIST MEMORIAL HEALTH CARE | | 4 | | | 4 |
| CENTER ONE SURGERY CENTER | | 3 | 1 | 25% | 4 |
| CARENOW URGENT CARE - WINTER SPRINGS | | 3 | 1 | 25% | 4 |
| ST. CLOUD REGIONAL MEDICAL CENTER | | 4 | | | 4 |
| COVENIENT CARE MEDICAL CLINIC | | | 4 | 100% | 4 |
| SOUTHEASTERN REGIONAL MEDICAL CENTER | | | 4 | 100% | 4 |
| BENDERSON FAMILY SKILLED NURSING AND□ | | 4 | | | 4 |
| ENGLEWOOD HOSPITAL AND MEDICAL CENTER | | 1 | 3 | 75% | 4 |
| MORTON PLANT | | | 4 | 100% | 4 |
| FAMILY AND INTERNAL MEDICINE AT AVALON PARK | | 3 | 1 | 25% | 4 |
| RESEARCH CENTERS OF AMERICA, LLC | | 4 | | | 4 |
| ADVENT HEALTH - DELTONA ER | | 1 | 3 | 75% | 4 |
| DIAGNOSTECHS | | 4 | | | 4 |
| DOTHAN PEDIATRIC CLINIC | | | 4 | 100% | 4 |
| PALM BEACH CANCER INSTITUTE | | | 4 | 100% | 4 |
| BIO-TECH CLINICAL LABORATORIES | | | 4 | 100% | 4 |

COVID-19: testing by laboratory

Data through Nov 23, 2020 verified as of Nov 24, 2020 at 09:25 AM

Data in this report are provisional and subject to change.

The numbers in the table below represent the number of Florida and non-Florida residents for whom test results were received by the Department of Health. A person can be tested by more than one laboratory and can have both positive and negative results. **Therefore, the sum of the numbers in each column will be larger than the total number of people tested.**

| Reporting lab | Inconclusive | Negative | Positive | Percent positive | Total |
|---|--------------|----------|----------|------------------|-------|
| COLONY CLUB ALF,THE | | 4 | | | 4 |
| ADVENT HEALTH CENTRA CARE - ORANGE LAKE | | 1 | 3 | 75% | 4 |
| ROSLYN URGENT CARE | | 4 | | | 4 |
| EAR NOSE & THROAT ASSOCIATES OF MANATEE PA | | 4 | | | 4 |
| NEWPATH DIAGNOSTICS | | 4 | | | 4 |
| FLORIDA HEART AND VASCULAR | | | 4 | 100% | 4 |
| GOOD SAMARITAN SOCIETY OF DELAND | | 1 | 3 | 75% | 4 |
| BAYLOR ESOTERIC AND MOLECULAR LAB | | | 4 | 100% | 4 |
| ACCENT PHYSICIAN SPECIALISTS PA | | 4 | | | 4 |
| UNIVERSITY OF CHICAGO MEDICAL CENTER LAB | | | 4 | 100% | 4 |
| GENUS DIAGNOSTICS | | | 4 | 100% | 4 |
| PEDIATRIC HEALTHCARE ALLIANCE | | | 4 | 100% | 4 |
| CONCENTRA URGENT CARE | | 1 | 3 | 75% | 4 |
| NORTHBROOK CENTER FOR☐ | | 4 | | | 4 |
| Peninsula Care and Rehab | | 3 | 1 | 25% | 4 |
| NORTHWEST FLORIDA ENT, PA | | 3 | 1 | 25% | 4 |
| HUNTINGTON VILLAGE URGENT CARE | | 4 | | | 4 |
| CARE HERE | | | 4 | 100% | 4 |
| FAMILY MEDICAL CARE OF PALM BEACH | | | 4 | 100% | 4 |
| FLORIDA HOSPITAL ALTAMONTE | | 2 | 2 | 50% | 4 |
| NEW HAMPSHIRE DEPARTMENT OF HEALTH AND HUMAN SERVICES | | 3 | 1 | 25% | 4 |
| FHCP – ORMOND BEACH | | | 4 | 100% | 4 |
| VERMONT DEPARTMENT OF HEALTH | | 1 | 3 | 75% | 4 |
| PASSPORT HEALTH | | | 4 | 100% | 4 |
| GEORGE SAFRAN MD PC | | 4 | | | 4 |
| FAST TRACK URGENT CARE CENTER - DOWNTOWN | | | 4 | 100% | 4 |
| COOPER FAMILY MEDICAL PLLC | | 3 | 1 | 25% | 4 |
| YAZJI PEDIATRIC CARE LLC DBA TUKA PEDIATRICS | | | 4 | 100% | 4 |
| ELTINGVILLE CIRCLE URGENT CARE | | 4 | | | 4 |
| CELERION | | | 4 | 100% | 4 |
| SEA LEVEL LABS | | | 3 | 100% | 3 |
| MANOR CARE NURSING CENTER OF SARASOTA FL LLC☐ | | | 3 | 100% | 3 |
| SCIENTIFIC LABORATORY DIVISION | | | 3 | 100% | 3 |
| SJH | | | 3 | 100% | 3 |
| MD NOW URGENT CARE - DELRAY WEST | | | 3 | 100% | 3 |
| US SPECIALTY LABS | | | 3 | 100% | 3 |
| LAHEY CLINIC MEDICAL CENTER | | | 3 | 100% | 3 |
| VIRGINIA DIVISION OF CONSOLIDATED LABORATORIES | | | 3 | 100% | 3 |
| CITIZENS BAPTIST MEDICAL CENTERS LAB | | 3 | | | 3 |
| GREENVILLE MEMORIAL HOSPITAL LAB | | | 3 | 100% | 3 |
| SANDGATE GARDENS REHAB & NURSING CENTER | | 2 | 1 | 33% | 3 |
| CHAMPLAIN VALLEY PHYSICIANS HOSPITAL | | 3 | | | 3 |
| CITYMD | | 1 | 2 | 67% | 3 |
| CARENOW URGENT CARE-GREEN HILLS | | 3 | | | 3 |
| BOND CLINIC DR ELDEEB | | 1 | 2 | 67% | 3 |
| CAREWELL URGENT CARE | | | 3 | 100% | 3 |
| JACKSON COUNTY HEALTH DEPARTMENT | | | 3 | 100% | 3 |

COVID-19: testing by laboratory

Data through Nov 23, 2020 verified as of Nov 24, 2020 at 09:25 AM

Data in this report are provisional and subject to change.

The numbers in the table below represent the number of Florida and non-Florida residents for whom test results were received by the Department of Health. A person can be tested by more than one laboratory and can have both positive and negative results. **Therefore, the sum of the numbers in each column will be larger than the total number of people tested.**

| Reporting lab | Inconclusive | Negative | Positive | Percent positive | Total |
|--|--------------|----------|----------|------------------|-------|
| SURETOX LABORATORY LLC | | 2 | 1 | 33% | 3 |
| MEDFUSION | | 2 | 1 | 33% | 3 |
| REGIONAL MEDICAL LAB | | | 3 | 100% | 3 |
| RHEA MEDICAL CENTER | | 3 | | | 3 |
| MORTON PLANT HOSPITAL NURSING | | | 3 | 100% | 3 |
| REELFOOT FAMILY WALK IN CLINIC | | 2 | 1 | 33% | 3 |
| LCS SANDHILL COVE LLC DBA | | 3 | | | 3 |
| TNC WALK IN CLINIC | | 1 | 2 | 67% | 3 |
| HELIX MEDICAL CENTERS | | 1 | 2 | 67% | 3 |
| CTRS | | | 3 | 100% | 3 |
| MEDICAL CENTER AFFILIATES WEST PALM | | | 3 | 100% | 3 |
| ERIE COUNTY PUBLIC HEALTH CLINICAL | | 3 | | | 3 |
| HOLMES REG MED CENTER CLINICAL LAB | | | 3 | 100% | 3 |
| TRUE HEALTH – LAKE UNDERHILL | | 3 | | | 3 |
| TRIDENT BIOMETRICS | | 3 | | | 3 |
| MIZELL MEMORIAL HOSPITAL | | | 3 | 100% | 3 |
| LEWIS COUNTY MANOR | | 3 | | | 3 |
| THE CLINIC OF PEDIATRICS & GI MEDICINE, INC | | | 3 | 100% | 3 |
| ILLINOIS DEPARTMENT OF PUBLIC HEALTH | | | 3 | 100% | 3 |
| CGH MEDICAL CENTER | | | 3 | 100% | 3 |
| SUSANNA WESLEY HEALTH CENTER | | 3 | | | 3 |
| TUFTS MEDICAL CENTER | | | 3 | 100% | 3 |
| SOUTHERN OCEAN MEDICAL CENTER | | 3 | | | 3 |
| URGENT DOC - URGENT CARE CLINIC | | | 3 | 100% | 3 |
| THE LODGE AND REHABILITATION CENTER | | 3 | | | 3 |
| KETTERING HEALTH | | | 3 | 100% | 3 |
| NORTHWEST FLORIDA CLINICAL LAB | | 1 | 2 | 67% | 3 |
| HAWTHORNE INN OF LAKELAND | | 3 | | | 3 |
| CARESPOT-WELLINGTON | | | 3 | 100% | 3 |
| NORTH SHORE HEMATOLOGY-ONCOLOGY ASSOCIATES, PC | | 3 | | | 3 |
| ORANGE PARK PEDIATRIC ASSOCIATES | | | 3 | 100% | 3 |
| MARION COUNTY FIRE RESCUE | | 3 | | | 3 |
| EPIC REFERENCE LABS INC | | | 3 | 100% | 3 |
| THONOTOSASSA COMMUNITY HEALTH CENTER | | | 3 | 100% | 3 |
| SOFTLAB | | | 3 | 100% | 3 |
| DEACONESS HOSPITAL | | | 3 | 100% | 3 |
| BAPTIST PRIMARY CARE, INC. | | 2 | 1 | 33% | 3 |
| FLORIDA LABORATORY ANALYSIS, LLC | | | 3 | 100% | 3 |
| BAY STREET PHARMACY☐ | | 3 | | | 3 |
| JACKSON SOUTH COMMUNITY HOSPITAL LAB | | | 3 | 100% | 3 |
| FAMILY MEDICINE OF WESTON LLC | | | 3 | 100% | 3 |
| MINUTECLINIC DIAGNOSTIC OF NORTH CAROLINA PC | | 3 | | | 3 |
| NOVARI CARE LLC | | 3 | | | 3 |
| WINDER NURSING INC DBA WINDER HEALTH CARE | | 3 | | | 3 |
| AVANTE AT MT DORA | | 1 | 2 | 67% | 3 |
| MAINSTREET FAMILY CARE | | | 3 | 100% | 3 |
| MARYLAND STATE DEPT OF HEALTH | 2 | | 1 | 33% | 3 |

COVID-19: testing by laboratory

Data through Nov 23, 2020 verified as of Nov 24, 2020 at 09:25 AM

Data in this report are provisional and subject to change.

The numbers in the table below represent the number of Florida and non-Florida residents for whom test results were received by the Department of Health. A person can be tested by more than one laboratory and can have both positive and negative results. **Therefore, the sum of the numbers in each column will be larger than the total number of people tested.**

| Reporting lab | Inconclusive | Negative | Positive | Percent positive | Total |
|---|--------------|----------|----------|------------------|-------|
| FLORIDA CANCER SPECIALISTS AND RESEARCH | | 1 | 2 | 67% | 3 |
| FLORIDA CLINICAL LABORATORY - BIOREFERENCE LABORATORIES | | 2 | 1 | 33% | 3 |
| LAKEVIEW INTERNAL MEDICINE | | | 3 | 100% | 3 |
| SIGNATURE CARE MONTROSE | | 2 | 1 | 33% | 3 |
| MID FLORIDA CLINICAL LABORATORY | | 2 | 1 | 33% | 3 |
| UNIVERSITY OF MIAMI MILLER SCHOOL OF MEDICINE | | | 3 | 100% | 3 |
| DOLPHIN POINTE HEALTH CARE LLC | | | 3 | 100% | 3 |
| VIBRANT AMERICA | | 3 | | | 3 |
| JOHN T MATHER MEMORIAL HOSPITAL LABORATORY | | 3 | | | 3 |
| SIGNATURE CARE PFLUGERVILLE | | | 3 | 100% | 3 |
| LAFAYETTE NURSING AND REHABILITATION CENTER | | 3 | | | 3 |
| DICKSON MEDICAL ASSOCIATES PC PATH LAB | | 3 | | | 3 |
| UNC HOSPITAL/MCLENDON CLINICAL LABORATORIES | | | 3 | 100% | 3 |
| DEPT OF VA MEDICAL CENTER - BAY PINES | | | 3 | 100% | 3 |
| MONTANA PUBLIC HEALTH LAB | | | 3 | 100% | 3 |
| EXETER HOSPITAL | | 3 | | | 3 |
| KINDRED HOSPITAL | | 3 | | | 3 |
| WILLOWBROOKE COURT AT ST ANDREWS ESTATES | | 1 | 2 | 67% | 3 |
| PRISMA HEALTH MIDLANDS | | | 3 | 100% | 3 |
| MAINSTREAM DIAGNOSTIC LABORATORY LLC | | 3 | | | 3 |
| THOMAS LANGLEY | | | 3 | 100% | 3 |
| CVS HEALTH, #3396 | | 3 | | | 3 |
| CROSSVILLE MEDICAL GROUP | | 1 | 2 | 67% | 3 |
| GROVES CENTER | | | 3 | 100% | 3 |
| WEST BROWARD CARE CENTER | | 3 | | | 3 |
| Consulate Health Care of Port Charlotte | | 1 | 2 | 67% | 3 |
| VILLAGES HEALTH, THE | | 3 | | | 3 |
| SPRING LAKE REHABILITATION CENTER | | | 3 | 100% | 3 |
| GEORGIA DEPARTMENT OF PUBLIC HEALTH | | | 3 | 100% | 3 |
| ST LUKES ROOSEVELT LABORATORY | | 3 | | | 3 |
| SSM HEALTH ST LOUIS MICROBIOLOGY LABORATORY | | 1 | 2 | 67% | 3 |
| GONZALEZ MD AND ASWAD MD HEALTH SERVICES | | | 3 | 100% | 3 |
| WILLIAM A HINTON STATE LABORATORY INSTITUTE | | 1 | 2 | 67% | 3 |
| ALLIANCE FOR MULTISPECIALTY RESEARCH | | 3 | | | 3 |
| PALMS WEST HOSPITAL | | | 3 | 100% | 3 |
| GROWING TOGETHER PEDIATRICS, LLC | | 2 | 1 | 33% | 3 |
| FORT HAMILTON URGENT CARE | | 3 | | | 3 |
| ANY LAB TEST NOW INC | | | 3 | 100% | 3 |
| CONSOLIDATED LABORATORY SERVICES | | | 3 | 100% | 3 |
| PEACEHEALTH LABORATORIES | | 2 | 1 | 33% | 3 |
| VIERA PEDIATRICS | | | 3 | 100% | 3 |
| WATSON THERAPEUTICS | | 1 | 2 | 67% | 3 |
| UCF STUDENT HEALTH SERVICES LABORATORY | | | 3 | 100% | 3 |
| UNILAB OF DADE INC | | | 3 | 100% | 3 |
| VIDANT MEDICAL CENTER | | | 3 | 100% | 3 |
| PATIENT FIRST - ALLENTOWN | | | 3 | 100% | 3 |
| ALLIANCE LABS @LRMC | | | 3 | 100% | 3 |

COVID-19: testing by laboratory

Data through Nov 23, 2020 verified as of Nov 24, 2020 at 09:25 AM

Data in this report are provisional and subject to change.

The numbers in the table below represent the number of Florida and non-Florida residents for whom test results were received by the Department of Health. A person can be tested by more than one laboratory and can have both positive and negative results. **Therefore, the sum of the numbers in each column will be larger than the total number of people tested.**

| Reporting lab | Inconclusive | Negative | Positive | Percent positive | Total |
|---|--------------|----------|----------|------------------|-------|
| CONSULATE HEATH CARE AT WEST ALTAMONTE | | | 3 | 100% | 3 |
| PINELLAS PARK HEALTH CENTER - PINELLAS CHD | | 1 | 2 | 67% | 3 |
| CHILDREN'S HEALTHCARE OF ATLANTA/EGLESTON | | 3 | | | 3 |
| PRIMECARE | | 2 | 1 | 33% | 3 |
| PROFESSIONAL PEDIATRICS | | 3 | | | 3 |
| ARCPPOINT LABS OF ST PETERSBURG | | 1 | 2 | 67% | 3 |
| ACCESS HEALTH CARE | | 2 | 1 | 33% | 3 |
| FLORIDA DEPARTMENT OF HEALTH IN MIAMI DADE COUNTY | | 2 | 1 | 33% | 3 |
| MAYO | | 1 | 2 | 67% | 3 |
| COURTYARD GARDENS OF JUPITER | | 3 | | | 3 |
| COVENANT PEDIATRICS | | 1 | 2 | 67% | 3 |
| ALABAMA DEPARTMENT OF PUBLIC HEALTH | | 1 | 2 | 67% | 3 |
| MADISON COUNTY HEALTH DEPARTMENT | | 3 | | | 3 |
| ADVENTHEALTH EXPRESS CARE AT | | | 3 | 100% | 3 |
| MANORCARE NURSING & REHABILITATION CENTER-NAPLES | | 3 | | | 3 |
| ALABAMA CLINICS | | 1 | 2 | 67% | 3 |
| MINUTECLINIC DIAGNOSTIC OF NEW JERSEY, LLC # 7069 | | 3 | | | 3 |
| PATHOLOGY REFERENCE LAB LLC | | | 3 | 100% | 3 |
| JOSEPH SCHENKER MD PC DBA CENTERS URGENT | | 1 | 2 | 67% | 3 |
| PBC PREMIER FAMILY HEALTH | | | 3 | 100% | 3 |
| COLLEGE POINT URGENT CARE | | 3 | | | 3 |
| AHC Decatur County | | 3 | | | 3 |
| BELLIN HEALTH LAB | | 1 | 2 | 67% | 3 |
| ALCOVE ASSISTED LIVING FACILITY | | 3 | | | 3 |
| OPENTRONS PRL | | 2 | 1 | 33% | 3 |
| LAFAYETTE NURSING AND REHAB | | | 3 | 100% | 3 |
| PERSONAL PEDIATRICS PA | | 2 | 1 | 33% | 3 |
| LAKE GIBSON VILLAGE, LLC | | 3 | | | 3 |
| Walker BaptistMedCtr | | 2 | 1 | 33% | 3 |
| FARAH MEDICAL | | 3 | | | 3 |
| ANN STORCK CENTER INC | | 3 | | | 3 |
| PUTNAM HOSPITAL CENTER LABORATORY | | 3 | | | 3 |
| WALK IN URGENT CARE | | | 3 | 100% | 3 |
| QUATRACOR PLLC | | 3 | | | 3 |
| ACE BIOMEDICAL LABS LLC | | | 3 | 100% | 3 |
| JOSEF SCHENKER MD PC | | 3 | | | 3 |
| MCR HEALTH LAWTON CHILES ADMINISTRATION STE A | | 1 | 2 | 67% | 3 |
| HELIX KH UC | | | 3 | 100% | 3 |
| MARSHFIELD LABORATORIES | | | 3 | 100% | 3 |
| CLEVELAND TENNESSEE HOSPITAL COMPANY | | 3 | | | 3 |
| CAPTAIN JAMES A. LOVELL FEDERAL HEALTHCARE CENTER | | | 3 | 100% | 3 |
| CLERMONT HEALTH AND REHABILITATION CENTER | | 3 | | | 3 |
| GYN PATH SERVICES | | | 3 | 100% | 3 |
| NORTH BROWARD HOSPITAL DISTRICT HEALTHCARE FOR THE HOMELESS | | | 3 | 100% | 3 |
| BAYA URGENT CARE LLC | | | 3 | 100% | 3 |
| IOWA DEPARTMENT OF PUBLIC HEALTH | | | 3 | 100% | 3 |
| WINDSOR OF LAKEWOOD RANCH,THE | | 3 | | | 3 |

COVID-19: testing by laboratory

Data through Nov 23, 2020 verified as of Nov 24, 2020 at 09:25 AM

Data in this report are provisional and subject to change.

The numbers in the table below represent the number of Florida and non-Florida residents for whom test results were received by the Department of Health. A person can be tested by more than one laboratory and can have both positive and negative results. **Therefore, the sum of the numbers in each column will be larger than the total number of people tested.**

| Reporting lab | Inconclusive | Negative | Positive | Percent positive | Total |
|---|--------------|----------|----------|------------------|-------|
| OSWEGO HOSPITAL LABORATORY | | 3 | | | 3 |
| CAMPAZZI CONCIERGE MEDICAL SERVICES | | 2 | 1 | 33% | 3 |
| MACTOWN, INC | | 3 | | | 3 |
| PALM BEACH CDH - DELRAY BEACH | | | 3 | 100% | 3 |
| LEE CONVENIENT CARE AT SUMMERLIN | | | 3 | 100% | 3 |
| KEY WEST URGENT CARE, INC | | 3 | | | 3 |
| CULLMAN REGIONAL URGENT CARE | | 2 | 1 | 33% | 3 |
| MINUTECLINIC, LLC, DBA MINUTECLINIC #6106 | | 2 | 1 | 33% | 3 |
| TARRANT COUNTY PUBLIC HEALTH | | 3 | | | 3 |
| PARRISH MEDICAL CENTER-WAIVED TESTING | | 3 | | | 3 |
| ABSOLUTE HEALTH | | 3 | | | 3 |
| MEDICAL CENTER ENTERPRISE | | | 3 | 100% | 3 |
| EAST BANK HOSPITAL - UNIVERSITY OF MINNESOTA MEDICAL CENTER | | | 3 | 100% | 3 |
| EAST HILL MEDICAL GROUP | | 2 | 1 | 33% | 3 |
| DEPARTMENT OF PATHOLOGY ROME MEMORIAL | | 3 | | | 3 |
| SARASOTA - ROBERT L TAYLOR COMMUNITY CENTER | | | 3 | 100% | 3 |
| MED LABS DIAGNOSTICS | | 3 | | | 3 |
| INDIANA STATE DEPARTMENT OF HEALTH | | 1 | 2 | 67% | 3 |
| CORTLAND REGIONAL MEDICAL CENTER | | 3 | | | 3 |
| MUNSON MEDICAL CENTER | | | 3 | 100% | 3 |
| TAMPA | | 1 | 2 | 67% | 3 |
| MEDEXPRESS URGENT CARE - VERO BEACH | | | 3 | 100% | 3 |
| DACH MAIN LAB | | | 3 | 100% | 3 |
| SENTARA NORFOLK GENERAL HOSPITAL CENTRAL LAB | | | 3 | 100% | 3 |
| EDWARD J HEALEY REHAB & NURSING CENTER | | 3 | | | 3 |
| MIDDLETOWN MEDICAL P C | | | 3 | 100% | 3 |
| RED MOUNTAIN DIAGNOSTICS | | 3 | | | 3 |
| ATMORE NURSING CENTER | | 3 | | | 3 |
| MENORAH HOUSE | | 3 | | | 3 |
| Nashville Central Laboratory | | 3 | | | 3 |
| ADVENT HEALTH - WESTCHASE ER | | | 3 | 100% | 3 |
| MEDICATION ROOMS-CSU/CI NURSE STATION | | 3 | | | 3 |
| LEXINGTON MEDICAL CENTER | | 1 | 2 | 67% | 3 |
| FINNISH AMERICAN REST HOME-ALF | | 3 | | | 3 |
| CORTLAND COUNTY HEALTH DEPARTMENT | | 3 | | | 3 |
| BETH ISRAEL MEDICAL CENTER LABS | | 3 | | | 3 |
| URGENT CARE - OCONEE | | 2 | 1 | 33% | 3 |
| BEEBE MEDICAL CENTER LABORATORY | | 3 | | | 3 |
| BARONESS ERLANGER HOSPITAL | | 3 | | | 3 |
| NORTH NAPLES HOSPITAL RESPIRATORY THERAPY DEPARTMENT | | | 3 | 100% | 3 |
| VISTA MANOR | | | 3 | 100% | 3 |
| ADVENTHEALTH CENTRA CARE WINTER GARDEN | | 3 | | | 3 |
| GREATER MOBILE URGENT CARE – SPRINGHILL | | | 3 | 100% | 3 |
| WINDERMERE MEDICAL CENTER | | | 3 | 100% | 3 |
| West Gate Village, LLC | | 3 | | | 3 |
| MPG JACKSONVILLE ATLANTIC BLVD | | 1 | 2 | 67% | 3 |
| State Lab Unspecifd | | | 3 | 100% | 3 |

COVID-19: testing by laboratory

Data through Nov 23, 2020 verified as of Nov 24, 2020 at 09:25 AM

Data in this report are provisional and subject to change.

The numbers in the table below represent the number of Florida and non-Florida residents for whom test results were received by the Department of Health. A person can be tested by more than one laboratory and can have both positive and negative results. **Therefore, the sum of the numbers in each column will be larger than the total number of people tested.**

| Reporting lab | Inconclusive | Negative | Positive | Percent positive | Total |
|--|--------------|----------|----------|------------------|-------|
| PEDIATRICS BY THE SEA JOG RD OFFICE | | | 3 | 100% | 3 |
| MONTANA DEPARTMENT OF PUBLIC HEALTH & HUMAN SERVICES | | | 3 | 100% | 3 |
| PRIME HEALTH OF NORTH PORT LLC | | 2 | 1 | 33% | 3 |
| VICAR'S LANDING NURSING HOME | | 2 | 1 | 33% | 3 |
| PRORENATA LABS | | 1 | 2 | 67% | 3 |
| WESLEY CHAPEL INTERNAL MEDICINE AND PEDIATRICS | | | 3 | 100% | 3 |
| AVANTE INVERNESS | | 1 | 2 | 67% | 3 |
| ADVENT HEALTH - TIMBERRIDGE ER | | 2 | 1 | 33% | 3 |
| GARCIA MORALES NELSON | | | 3 | 100% | 3 |
| MINUTECLINIC MINUTECLINIC #8746 | | 3 | | | 3 |
| AMERICAN HOUSE-BONITA SPRINGS | | 3 | | | 3 |
| MINUTECLINIC, LLC #05038 | | 3 | | | 3 |
| CLEARWATER PEDIATRIC CARE | | | 3 | 100% | 3 |
| ADVENTHEALTH CENTRA CARE SANFORD | | 1 | 2 | 67% | 3 |
| HORIZON MEDICAL GROUP | | 3 | | | 3 |
| OPTUMCARE FLORIDA LLC | | 1 | 2 | 67% | 3 |
| PERDIDO URGENT CARE | | | 3 | 100% | 3 |
| ONslow MEMORIAL HOSPITAL LABORATORY | | 3 | | | 3 |
| DIAGNOSTIC & CLINICAL CARE SERVICES INC DBA | | 3 | | | 3 |
| ST LUKES HOSPITAL LABORATORY | | 2 | 1 | 33% | 3 |
| UT SOUTHWESTERN MEDICAL CENTER | | | 3 | 100% | 3 |
| ADVENTHEALTH CENTRA CARE LAKE MARY | | 3 | | | 3 |
| NOVANT HEALTH PRESBYTERIAN | | 2 | 1 | 33% | 3 |
| OCOEE PEDIATRICS | | 3 | | | 3 |
| NORTH SHORE HOSP. INFECTION CONTROL | | | 3 | 100% | 3 |
| ORLANDO REGIONAL HEALTH SERVICES | | 1 | 2 | 67% | 3 |
| NORTHERN LIGHT LABORATORY | | 1 | 2 | 67% | 3 |
| NORTHSIDE HOSPITAL | | 2 | 1 | 33% | 3 |
| EXPRESS DOCS LLC | | | 3 | 100% | 3 |
| BIRMINGHAM VAMC | | 1 | 2 | 67% | 3 |
| NORTHEAST ALABAMA REGIONAL MEDICAL CENTER | | 2 | 1 | 33% | 3 |
| FAMILY MEDICINE AT WATERMAN | | 3 | | | 3 |
| SANFORD MOBILE LAB | | | 3 | 100% | 3 |
| BAPTIST OUTPATIENT SERVICES | | | 3 | 100% | 3 |
| NEWSTAR MEDICAL LABORATORIES | | 3 | | | 3 |
| BOROPARK URGENT CARE | | 3 | | | 3 |
| BOCA RATON REHABILITATION CENTER | | | 3 | 100% | 3 |
| NOT INDICATED | | 1 | 2 | 67% | 3 |
| BRENTWOOD SENIOR LIVING AT ST PETE | | | 3 | 100% | 3 |
| APOLLO SURGERY CENTER | | | 2 | 100% | 2 |
| BENTON PEDIATRICS | | 2 | | | 2 |
| MAWD PATHOLOGY GROUP | | | 2 | 100% | 2 |
| CULLMAN REGIONAL MEDICAL CENTER | | 2 | | | 2 |
| SCIENTIA DIAGNOSTICS | | | 2 | 100% | 2 |
| FIRST CARE - MIDDLESBORO | | | 2 | 100% | 2 |
| BAYMEADOWS PRIMARY CARE | | 2 | | | 2 |
| ADVENTHEALTH CENTRA CARE CLERMONT | | | 2 | 100% | 2 |

COVID-19: testing by laboratory

Data through Nov 23, 2020 verified as of Nov 24, 2020 at 09:25 AM

Data in this report are provisional and subject to change.

The numbers in the table below represent the number of Florida and non-Florida residents for whom test results were received by the Department of Health. A person can be tested by more than one laboratory and can have both positive and negative results. **Therefore, the sum of the numbers in each column will be larger than the total number of people tested.**

| Reporting lab | Inconclusive | Negative | Positive | Percent positive | Total |
|---|--------------|----------|----------|------------------|-------|
| SHORE MEDICAL CENTER | | 2 | | | 2 |
| DOTHAN WEST FAMILY MEDICINE | | 1 | 1 | 50% | 2 |
| Robert Cranfield | | | 2 | 100% | 2 |
| ADVENT HEALTH - TUSKAWILLA | | 2 | | | 2 |
| Rehabilitation Center for Park Place LLC | | 2 | | | 2 |
| ENTRUST IMMEDIATE CARE | | | 2 | 100% | 2 |
| DEPARTMENT OF HEALTH AND HUMAN SERVICES DIVISION OF BEHAVIORAL HEALTH | | 1 | 1 | 50% | 2 |
| NOVANT HEALTH UVA | | | 2 | 100% | 2 |
| Mt Sinai Aventura | | | 2 | 100% | 2 |
| ADVENTIST HINSDALE HOSPITAL LABORATORY | | | 2 | 100% | 2 |
| NORTH PINELLAS STATMED QUICK QUALITY CLINICS | | | 2 | 100% | 2 |
| 87TH MEDICAL GROUP – MCGUIRE AMBULATORY CARE FACILITY | | 2 | | | 2 |
| UNIVERSITY OF KANSAS MEDICAL CENTER | | | 2 | 100% | 2 |
| TRINITAS REGIONAL MEDICAL CENTER | | 1 | 1 | 50% | 2 |
| HUNT CLUB PEDIATRIC ASSOCIATES LLC | | 2 | | | 2 |
| ST VINCENT'S ST CLAIR | | 1 | 1 | 50% | 2 |
| BRANDYWYNE HEALTH CARE CENTER | | | 2 | 100% | 2 |
| NOVADX | | 2 | | | 2 |
| UNIVERSITY HOSPITAL OF BROOKLYN | | 2 | | | 2 |
| ORMOND MEDICAL ARTS | | 1 | 1 | 50% | 2 |
| OKLAHOMA STATE DEPARTMENT OF HEALTH-PUBLIC HEALTH LABORATORY | | | 2 | 100% | 2 |
| SENIOR LIVING VII TAMPA LLC | 1 | 1 | | | 2 |
| SONATA DELRAY BEACH | | 1 | 1 | 50% | 2 |
| BENSONHURST URGENT CARE | | 2 | | | 2 |
| SHANDS AT LAKE SHORE LAB | | | 2 | 100% | 2 |
| SKIPPACK MEDICAL LAB | | | 2 | 100% | 2 |
| ADVENTHEALTH CAR CENTER APOPKA | | | 2 | 100% | 2 |
| BMC/JACSONVILLE | | 1 | 1 | 50% | 2 |
| ADVENTHEALTH SEBRING- INFECTION CONTROL DEPARTMENT | | | 2 | 100% | 2 |
| ADVENTHEALTH MEDICAL GROUP PEDIATRICS AT | | 1 | 1 | 50% | 2 |
| ADVANCED URGENT CARE CENTER OF THE UPPER KEYS | | | 2 | 100% | 2 |
| ADVANCED EMURGENT CARE | | 2 | | | 2 |
| MOOSEHAVEN HEALTH CENTER | | 1 | 1 | 50% | 2 |
| ADVANCED URGENT CARE LLC | | | 2 | 100% | 2 |
| MINUTE-CLINIC DIAGNOSTIC OF VIRGINIA, LLC #2003 | | 1 | 1 | 50% | 2 |
| YORKVILLE PEDIATRIC URGENT CARE | | 2 | | | 2 |
| MIRIMUS INC | | | 2 | 100% | 2 |
| ACL LABORATORIES INDUSTRIAL TOXICOLOGY | | | 2 | 100% | 2 |
| MORRISTOWN MEMORIAL HOSPITAL | | 2 | | | 2 |
| UTMB PATHOLOGY CLINICAL SERVICES LABORATORY | | | 2 | 100% | 2 |
| VAULT HEALTH | | | 2 | 100% | 2 |
| JACKSON LABORATORY OF GENOMIC MEDICINE | | 2 | | | 2 |
| UNIVERSITY OF MISSOURI HEALTH CARE | | | 2 | 100% | 2 |
| AHEC CLINIC | | 1 | 1 | 50% | 2 |
| MOULTRIE CREEK NURSING AND REHAB | | | 2 | 100% | 2 |
| VIRTUA MEMORIAL HOSPITAL BURLINGTON COUNTY | | | 2 | 100% | 2 |
| LEESBURG COMMUNITY HEALTH CENTERS | | | 2 | 100% | 2 |

COVID-19: testing by laboratory

Data through Nov 23, 2020 verified as of Nov 24, 2020 at 09:25 AM

Data in this report are provisional and subject to change.

The numbers in the table below represent the number of Florida and non-Florida residents for whom test results were received by the Department of Health. A person can be tested by more than one laboratory and can have both positive and negative results. **Therefore, the sum of the numbers in each column will be larger than the total number of people tested.**

| Reporting lab | Inconclusive | Negative | Positive | Percent positive | Total |
|--|--------------|----------|----------|------------------|-------|
| PARADIGM LABORATORIES | | | 2 | 100% | 2 |
| PHYSICIANS LABORATORY SERVICES | | | 2 | 100% | 2 |
| PEDIATRIC URGENT HEALTH CARE | | | 2 | 100% | 2 |
| PHYSICIANS MEDICAL CENTER | | 2 | | | 2 |
| PEDIATRIC HEALTH CARE (3577) | | 1 | 1 | 50% | 2 |
| PEDIATRICS AND ADOLESCENT MEDICINE | | 2 | | | 2 |
| ASSOCIATES MD CYPRESS CREEK | | | 2 | 100% | 2 |
| ALLIANCE PEDIATRICS PA | | | 2 | 100% | 2 |
| PIEDMONT HOSPITAL LAB | | | 2 | 100% | 2 |
| YORK HOSPITAL - LABORATORY | | | 2 | 100% | 2 |
| PALM GARDEN OF ORLANDO | | 2 | | | 2 |
| Workmens Circle Multicare Center | | 2 | | | 2 |
| PREMIER FAMILY AND SPORTS MEDICINE | | 1 | 1 | 50% | 2 |
| FLORIDA MEDICAL CLINIC CARDIOLOGY-ZH | | | 2 | 100% | 2 |
| PALMS REHABILITATION AND HEALTHCARE CENTER | | | 2 | 100% | 2 |
| Bainbridge Health and Rehab | | 2 | | | 2 |
| PM PEDIATRICS OF BAYSIDE, PLLC - MANHASSET | | 2 | | | 2 |
| AMERICAN HOUSE COCONUT POINT | | 1 | 1 | 50% | 2 |
| AMERICAN SCIENTIFIC LABORATORIES LLC | | | 2 | 100% | 2 |
| ADVENTHEALTH CENTRA CARE LEE ROAD | | 1 | 1 | 50% | 2 |
| ALTRU DIAGNOSTICS INC | | | 2 | 100% | 2 |
| ATLAS GENOMICS | | | 2 | 100% | 2 |
| BAYSTATE MEDICAL CENTER | | 1 | 1 | 50% | 2 |
| ASCENSION ST MICHAEL'S HOSPITAL LAB | | 1 | 1 | 50% | 2 |
| ALLIED PHYSICIANS GROUP PLLC | | 2 | | | 2 |
| PUBLIC HEALTH LABORATORY | 1 | | 1 | 50% | 2 |
| ADVENTHEALTH CENTRA CARE WINTER PARK | | 2 | | | 2 |
| ADVENTHEALTH CENTRA CARE UNIVERSITY | | 2 | | | 2 |
| ADVICE FOR OPTIMAL WELLNESS | | | 2 | 100% | 2 |
| PHYSICIANS IMMEDIATE CARE AURORA | | | 2 | 100% | 2 |
| PRIME CARE ONE LLC/HARBORCHASE OF VENICE | | | 2 | 100% | 2 |
| BAPTIST HEALTH MEDICAL CENTER | | | 2 | 100% | 2 |
| HCR MANOR CARE SERVICES OF FLORIDA III INC | | 2 | | | 2 |
| ADVENTHEALTH CENTRA CARE DR PHILLIPS | | 2 | | | 2 |
| CLINICA HISPANIA | | | 2 | 100% | 2 |
| BRITO MEDICAL CENTER | | | 2 | 100% | 2 |
| NOVA SOUTHEASTERN UNIVERSITY - STUDENT MEDICAL CTR | | | 2 | 100% | 2 |
| BROOKDALE SENIOR LIVING | | | 2 | 100% | 2 |
| ORANGE COUNTY HEALTH DEPARTMENT | | 1 | 1 | 50% | 2 |
| PRINCETON BMC LABORATORY | | 2 | | | 2 |
| PACIFICA SENIOR LIVING OCALA | | 2 | | | 2 |
| BERGEN COUNTY SURGICAL AND ENDOSCOPY CENTER | | 2 | | | 2 |
| OURMED | | 2 | | | 2 |
| CARENOW URGENT CARE-SOUTHLAKE | | | 2 | 100% | 2 |
| CHEROKEE COUNTY HEALTH AND REHAB CENTER | | 2 | | | 2 |
| NIGHT LITE PEDIATRICS CENTER | | 1 | 1 | 50% | 2 |
| NLC LABS | | | 2 | 100% | 2 |

COVID-19: testing by laboratory

Data through Nov 23, 2020 verified as of Nov 24, 2020 at 09:25 AM

Data in this report are provisional and subject to change.

The numbers in the table below represent the number of Florida and non-Florida residents for whom test results were received by the Department of Health. A person can be tested by more than one laboratory and can have both positive and negative results. **Therefore, the sum of the numbers in each column will be larger than the total number of people tested.**

| Reporting lab | Inconclusive | Negative | Positive | Percent positive | Total |
|--|--------------|----------|----------|------------------|-------|
| CENTERPLACE HEALTH, INC | | | 2 | 100% | 2 |
| CITRUS PARK | | | 2 | 100% | 2 |
| NORTHWELL HEALTH | | | 2 | 100% | 2 |
| NORTH DAKOTA DEPT OF HEALTH MICROBIOLOGY | | | 2 | 100% | 2 |
| NORTH FLORIDA INTERNAL MEDICINE PA | | 2 | | | 2 |
| ADVENTHEALTH CENTRA CARE KISSIMMEE | | 2 | | | 2 |
| PM PEDIATRICS OF BAYSIDE PLLC | | 2 | | | 2 |
| PEPIN ACADEMIES-PASCO | | 2 | | | 2 |
| EASTLAKE MEDICAL CENTER | | 2 | | | 2 |
| BAYLOR GENETICS | | 2 | | | 2 |
| AFFORDABLE PRIMARY CARE LLC | | 2 | | | 2 |
| PANCARE HEALTH - BONIFAY K-8 | | | 2 | 100% | 2 |
| ADVENTHEALTH EAST ORLANDO EMPLOYEE CLINIC | | 2 | | | 2 |
| PR HEALTH | | | 2 | 100% | 2 |
| CPL LABS | | | 2 | 100% | 2 |
| CROSSROADS | | | 2 | 100% | 2 |
| BROOKDALE BRANDON | | 2 | | | 2 |
| BRASHEAR'S VITAL CARE CORP | | | 2 | 100% | 2 |
| PRECISION DIAGNOSTIC INC | | 2 | | | 2 |
| DANIEL M LIBBY MD PLLC | | 2 | | | 2 |
| DISCOVERY VILLAGE AT THE FORUM | | 2 | | | 2 |
| CVS MINUTE CLINIC DIAGNOSTIC OF TEXAS | | 2 | | | 2 |
| CYPRESS COVE | | 2 | | | 2 |
| NEW BRIDGE MEDICAL CENTER | | 2 | | | 2 |
| CHILDRENS MEDICAL CENTER | | | 2 | 100% | 2 |
| CERTIVIA LABORATORIES | | | 2 | 100% | 2 |
| CVS MINUTE CLINIC DIAGNOSTIC OF TEXAS,LLC | | 2 | | | 2 |
| TMH EC NORTHEAST LABORATORY | | | 2 | 100% | 2 |
| THE REHABILITATION CENTER OF LAKE CITY | | | 2 | 100% | 2 |
| WISE HEALTH SYSTEM | | 1 | 1 | 50% | 2 |
| WOLFF CTR FOR CHILD & ADOLESCENT HEALTH PLLC,THE | | 2 | | | 2 |
| DEKALB MEDICAL CENTER LABORATORY | | | 2 | 100% | 2 |
| DELCARE PA | | | 2 | 100% | 2 |
| VENICE REGIONAL BAYFRONT HEALTH (PULMONARY) | | | 2 | 100% | 2 |
| UW MEDICINE VIROLOGY LAB | | | 2 | 100% | 2 |
| COVANCE | | | 2 | 100% | 2 |
| CORNERSTONE MEDICAL CARE OF BRANDON | | 2 | | | 2 |
| VIRGINIA DEPT OF HEALTH OFFICE OF EPIDEMIOLOGY | | | 2 | 100% | 2 |
| Wesley Place on Honeysuckle | | 2 | | | 2 |
| CUMBERLAND MEDICAL CENTER INC | | 2 | | | 2 |
| CONEMAUGH MEMORIAL MEDICAL CENTER | | 2 | | | 2 |
| COMPUNET CLINICAL LAB | | | 2 | 100% | 2 |
| MOBILE COUNTY HEALTH DEPARTMENT | | 1 | 1 | 50% | 2 |
| COASTAL MEDICAL LAB | | | 2 | 100% | 2 |
| SPECIALTY LABORATORIES | | | 2 | 100% | 2 |
| SPARROW CENTRAL LAB | | | 2 | 100% | 2 |
| MONTEFIORE MEDICAL CENTER LABS MONTEFIORE | | 1 | 1 | 50% | 2 |

COVID-19: testing by laboratory

Data through Nov 23, 2020 verified as of Nov 24, 2020 at 09:25 AM

Data in this report are provisional and subject to change.

The numbers in the table below represent the number of Florida and non-Florida residents for whom test results were received by the Department of Health. A person can be tested by more than one laboratory and can have both positive and negative results. **Therefore, the sum of the numbers in each column will be larger than the total number of people tested.**

| Reporting lab | Inconclusive | Negative | Positive | Percent positive | Total |
|--|--------------|----------|----------|------------------|-------|
| SOUTH DAKOTA DEPARTMENT OF HEALTH | | 2 | | | 2 |
| CANTERFIELD OF CLAY COUNTY | | 2 | | | 2 |
| COASTAL FAMILY PRACTICE | | | 2 | 100% | 2 |
| NATIONAL JEWISH HEALTH | | | 2 | 100% | 2 |
| MINUTE-CLINIC DIAGNOSTIC OF VIRGINIA, LLC #794 | | 2 | | | 2 |
| SUNNY HILLS ALF OF SEBRING INC | | 2 | | | 2 |
| Broadview Multi-Care Center | | 2 | | | 2 |
| MEMORIAL SLOAN KETTERING CANCER CENTER | | 1 | 1 | 50% | 2 |
| BNC Medical Investors, LLC Berrien Nursing & Rehabilitation Center | | 2 | | | 2 |
| ST LUKES HOSPITAL | | | 2 | 100% | 2 |
| BRIDGEWAY HEALTH CLINICS INC | | | 2 | 100% | 2 |
| ST. CLOUD PHARMACY AND WELLNESS CENTER | | 2 | | | 2 |
| ST VINCENTS AMBULATORY CARE INC DBA | | | 2 | 100% | 2 |
| TRICORE REFERENCE LABORATORY | | 1 | 1 | 50% | 2 |
| BRENTWOOD RETIREMENT COMMUNITY | | 2 | | | 2 |
| THE CLUB AT BOYNTON BEACH, LLC | | | 2 | 100% | 2 |
| CARENOW-LEBANON | | 1 | 1 | 50% | 2 |
| TREASURE COAST MEDICAL ASSOCIATES INC | | | 2 | 100% | 2 |
| UNIVERSITY OF MARYLAND MEDICAL CENTER | | | 2 | 100% | 2 |
| BETTERMED URGENT CARE | | | 2 | 100% | 2 |
| University Center East | | | 2 | 100% | 2 |
| FAST PACE MEDICAL CLINIC | | 2 | | | 2 |
| Greystone Nursing and Rehab, LLC | | | 2 | 100% | 2 |
| GULF COAST REGIONAL MEDICAL CARE | | 2 | | | 2 |
| SPRING HILL REGIONAL HOSPITAL | | | 2 | 100% | 2 |
| CSL PLASMA INC | | | 2 | 100% | 2 |
| URGENT TEAM - HUNTSVILLE | | 2 | | | 2 |
| COMMONWEALTH OF MASSACHUSETTS | | | 2 | 100% | 2 |
| UNITY HEALTH AND REHABILITATION CENTER | | | 2 | 100% | 2 |
| STEWART ST ELIZABETH MEDICAL CENTER | | | 2 | 100% | 2 |
| STUDENT HEALTH SERVICES | | | 2 | 100% | 2 |
| ARLINGTON DIALYSIS CENTER LLC | | 2 | | | 2 |
| AMERICAN MEDICAL LABORATORIES | | | 2 | 100% | 2 |
| BAYLOR COLLEGE OF MEDICINE | | | 2 | 100% | 2 |
| BAPTIST HEALTHCARE - LAKEVIEW CENTER INC | | 2 | | | 2 |
| MINUTE CLINIC DIAGNOSTIC OF PENNSYLVANIA | | 2 | | | 2 |
| UT MEMPHIS UNIVERSITY HEALTH SERVICES | | | 2 | 100% | 2 |
| MINUTECLINIC DIAGNOSTIC OF TEXAS, LLC #7435 | | 2 | | | 2 |
| MINUTECLINIC DIAGNOSTIC OF TEXAS, LLC | | 2 | | | 2 |
| VANAYER HEALTHCARE AND REHAB CENTER | | 2 | | | 2 |
| FLORIDA MEDICAL CLINIC - MULTI SPECIALTY CAMPUS | | | 2 | 100% | 2 |
| UW HOSPITAL AND CLINICS | | 1 | 1 | 50% | 2 |
| TENNESSEE DEPARTMENT OF HEALTH (TDH) - REGIONAL LABORATORY | | | 2 | 100% | 2 |
| UT PATH | | | 2 | 100% | 2 |
| STEWART MELBOURNE HOSPITAL | | | 2 | 100% | 2 |
| BFT LAB | | | 2 | 100% | 2 |
| WHOLE CHILD PEDIATRICS | | | 2 | 100% | 2 |

COVID-19: testing by laboratory

Data through Nov 23, 2020 verified as of Nov 24, 2020 at 09:25 AM

Data in this report are provisional and subject to change.

The numbers in the table below represent the number of Florida and non-Florida residents for whom test results were received by the Department of Health. A person can be tested by more than one laboratory and can have both positive and negative results. **Therefore, the sum of the numbers in each column will be larger than the total number of people tested.**

| Reporting lab | Inconclusive | Negative | Positive | Percent positive | Total |
|---|--------------|----------|----------|------------------|-------|
| VALDOSTA FAMILY MEDICINE | | | 2 | 100% | 2 |
| SPECTRA LABS | | 1 | 1 | 50% | 2 |
| GRACE MEDICAL HOME | | 2 | | | 2 |
| ADRIANA M CASTRO MD PA | | 2 | | | 2 |
| SIGNATURE HEALTHCARE OF MIDDLEBURG | | 2 | | | 2 |
| SCIENTIFIC LABORATORY COMPANY | | 2 | | | 2 |
| SEA BREEZE REHAB AND NURSING CENTER | | | 2 | 100% | 2 |
| DOCTOR 4 U CLINIC | | | 2 | 100% | 2 |
| HOLIDAY MEDICAL ASSOCIATES | | 1 | 1 | 50% | 2 |
| DALLAS MEDICAL CENTER | | | 2 | 100% | 2 |
| BIOHEALTH MEDICAL LAB INC | | | 2 | 100% | 2 |
| DOCTORS HOSPITAL RENAISSANCE | | | 2 | 100% | 2 |
| ALVERNO CLINICAL LABORATORIES | | | 2 | 100% | 2 |
| ORLANDO LUTHERAN TOWERS | | 1 | 1 | 50% | 2 |
| ASCENSION ST VINCENT'S RIVERSIDE | | | 2 | 100% | 2 |
| ARKANSAS DEPARTMENT OF HEALTH | | | 2 | 100% | 2 |
| RAPID CITY RUGENT CARE | | | 2 | 100% | 2 |
| ADVANCED RESEARCH FOR HEALTH IMPROVEMENT | | 1 | 1 | 50% | 2 |
| ADVANCED MEDICAL CARE | | | 2 | 100% | 2 |
| OHIO DEPARTMENT OF HEALTH | | | 2 | 100% | 2 |
| ASPEN VALLEY HOSPITAL | | | 2 | 100% | 2 |
| WYOMING DEPT OF HEALTH | | | 2 | 100% | 2 |
| Lake Charles Healthcare LLC dba Landmark Lake Charles | | | 2 | 100% | 2 |
| FL DEPT OF HEALTH MARION COUNTY MOBILE HEALTH UNIT | | | 2 | 100% | 2 |
| LACORP | | 1 | 1 | 50% | 2 |
| FLAGLER PROFESSIONAL HEALTH CAE SERVICES INC | | 2 | | | 2 |
| CARENOW URGENT CARE-DONELSON | | 2 | | | 2 |
| DMC UNIVERSITY LABORATORIES | | 1 | 1 | 50% | 2 |
| FLORIDA HOSPITAL APOPKA | | 1 | 1 | 50% | 2 |
| FLORIDA KEYS PED & ADOLES CTR | | | 2 | 100% | 2 |
| IMA MEDICAL CENTER | | 2 | | | 2 |
| CRESTVIEW IMMEDIATE CARE LL | | | 2 | 100% | 2 |
| CVS MINUTE CLINIC DIAGNOSTIC MED GRP OF CA | | 2 | | | 2 |
| MULBERRY CARE CENTER | | | 2 | 100% | 2 |
| IN & OUT URGENT CARE METAIRIE | | | 2 | 100% | 2 |
| MINUTE CLINIC LLC | | | 2 | 100% | 2 |
| KRYSTAL BAY NURSING AND REHABILITATION | | | 2 | 100% | 2 |
| EXPRESSCARE URGENT CARE CENTER | | | 2 | 100% | 2 |
| JOHNSON CITY MEDICAL CENTER | | 1 | 1 | 50% | 2 |
| VENICE GREEN VILLAGE | | 2 | | | 2 |
| HARTFORD HEALTH SERVICES LLC | | 2 | | | 2 |
| VAIL VALLEY MEDICAL CENTER | | | 2 | 100% | 2 |
| HARTFORD HOSPITAL ANCILLARY LAB | | 1 | 1 | 50% | 2 |
| JULIE STAATS DO | | 2 | | | 2 |
| ST. JOSEPH REGIONAL MEDICAL CENTER | | | 2 | 100% | 2 |
| LAKELAND HILLS CENTER | | 1 | 1 | 50% | 2 |
| HANOVER ENDOSCOPY CENTER | | 2 | | | 2 |

COVID-19: testing by laboratory

Data through Nov 23, 2020 verified as of Nov 24, 2020 at 09:25 AM

Data in this report are provisional and subject to change.

The numbers in the table below represent the number of Florida and non-Florida residents for whom test results were received by the Department of Health. A person can be tested by more than one laboratory and can have both positive and negative results. **Therefore, the sum of the numbers in each column will be larger than the total number of people tested.**

| Reporting lab | Inconclusive | Negative | Positive | Percent positive | Total |
|---|--------------|----------|----------|------------------|-------|
| LEGACY LABORATORY SERVICES | | | 2 | 100% | 2 |
| URGENT TEAM - MUSCLE SHOALS | | 2 | | | 2 |
| L3HARRIS FAMILY MEDICAL CENTER | | | 2 | 100% | 2 |
| GREENLEAF ALF | | 2 | | | 2 |
| KINGS BAY PEDIATRICS LLC | | | 2 | 100% | 2 |
| SUNCOAST BLOOD BANK | | | 2 | 100% | 2 |
| SYLVAN NURSING | | | 2 | 100% | 2 |
| NOT GIVEN | | 1 | 1 | 50% | 2 |
| JEFFERSON COUNTY HEALTH DEPARTMENT-MONTICELLO | | 2 | | | 2 |
| GALEN BAYLOR EXTENSION | | 2 | | | 2 |
| NORTHWEST FLORIDA SLEEP | | | 2 | 100% | 2 |
| RUSSELL MEDICAL CENTER | | 2 | | | 2 |
| SANFORD REGIONAL HOSPITAL WORTHINGTON | | 2 | | | 2 |
| WEISS PEDIATRIC CARE LLC | | 2 | | | 2 |
| JOHNNIE RUTH CLARKE LAB | | | 2 | 100% | 2 |
| VIERA HOSPITAL, INC | | | 2 | 100% | 2 |
| ISLAND DOCTORS DAYTONA | | | 2 | 100% | 2 |
| SPRINGS MEDICAL LAB | | 1 | 1 | 50% | 2 |
| SOUTHSIDE FAMILY MEDICAL | | 2 | | | 2 |
| SMOKY MOUNTAIN URGENT CARE AND FAMILY MEDICINE CENTER | | | 2 | 100% | 2 |
| VIGILINT HEALTHCARE | | 1 | 1 | 50% | 2 |
| INSPIRIT SENIOR LIVING | | | 2 | 100% | 2 |
| FIRST CHOICE MEDICAL PC | | | 2 | 100% | 2 |
| MD NOW URGENT CARE CENTER INC. | | | 2 | 100% | 2 |
| MINUTECLINIC, LLC #03268 | | 2 | | | 2 |
| MINUTE CLINIC LLC #5706 | | 1 | 1 | 50% | 2 |
| FLORIDA CLINICAL LABORATORY INC | | | 2 | 100% | 2 |
| MAIN STREET MEDICAL CENTERS | | 2 | | | 2 |
| TIEHH BIOTERRORISM RESPONSE LAB | | | 2 | 100% | 2 |
| LIFEHOPE LABS | | | 2 | 100% | 2 |
| NIGHT LITE PEDIATRIC CENTER | | | 2 | 100% | 2 |
| MAIN STREET MEDICAL CENTER OF CRESTVIEW PA | | | 2 | 100% | 2 |
| TALLAHASSEE MEMORIAL HEALTHCARE FAMILY MED RESIDENCY | | | 2 | 100% | 2 |
| TERRACE AT HOBE SOUND, THE | | 1 | 1 | 50% | 2 |
| THE HOSPITAL OF PROVIDENCE EMERGENCY ROOM | | | 2 | 100% | 2 |
| MC DIAGNOSTIC OF CONNECTICUT PC #459 | | 2 | | | 2 |
| MEADOWCREST FAMILY PHYSICIANS PA | | | 2 | 100% | 2 |
| UNIVERSITY OF MICHIGAN | | 2 | | | 2 |
| FLORIDA PRIMARY & SPECIALTY CARE | | 2 | | | 2 |
| FLORIDA MEDICAL CL ODOM TPA | | | 2 | 100% | 2 |
| MEDICAL CENTER LABORATORY | | | 2 | 100% | 2 |
| GENETIC ASSAYS INC | | | 2 | 100% | 2 |
| GRAND VILLA OF MELBOURNE | | | 2 | 100% | 2 |
| NEMOURS CHILDREN'S URGENT CARE | | | 2 | 100% | 2 |
| UNITED MEMORIAL MEDICAL CENTER | | | 2 | 100% | 2 |
| MADISON HOSPITAL LABORATORY | | | 2 | 100% | 2 |
| TRUE HEALTH- HOFFNER | | 2 | | | 2 |

COVID-19: testing by laboratory

Data through Nov 23, 2020 verified as of Nov 24, 2020 at 09:25 AM

Data in this report are provisional and subject to change.

The numbers in the table below represent the number of Florida and non-Florida residents for whom test results were received by the Department of Health. A person can be tested by more than one laboratory and can have both positive and negative results. **Therefore, the sum of the numbers in each column will be larger than the total number of people tested.**

| Reporting lab | Inconclusive | Negative | Positive | Percent positive | Total |
|---|--------------|----------|----------|------------------|-------|
| FLORIDA COMMUNITY HEALTH CENTERS, INC. | | | 2 | 100% | 2 |
| FLORIDA HOSPITAL PHYSICIAN GROUP | | 1 | 1 | 50% | 2 |
| GINKGO-IXLAYER | | 2 | | | 2 |
| GEISINGER MEDICAL CENTER | | 2 | | | 2 |
| LIFE CARE CENTER OF PALM BAY□ | | 2 | | | 2 |
| TRUE HEALTH INC | | | 2 | 100% | 2 |
| MARCO ISLAND HOSPITAL INC D/B/A | | 1 | 1 | 50% | 2 |
| LABS PLUS LLC | | 2 | | | 2 |
| Magnolia Health and Rehab Center | | | 2 | 100% | 2 |
| FLORIDA ATLANTIC UNIVERSITY STUDENT HEALTH | | | 2 | 100% | 2 |
| PEACE RIVER MEDICAL CENTER | | 2 | | | 2 |
| MAGNOLIA ADULT, LLC | | | 2 | 100% | 2 |
| JRS LABORATORY | | | 2 | 100% | 2 |
| MEDICANA NURSING AND REHAB CENTER | | | 2 | 100% | 2 |
| CVS MINUTE CLINIC DIAGNOSTIC OF NORTH CAROL | | 2 | | | 2 |
| REDMED OF CROSSTOWN | | 1 | 1 | 50% | 2 |
| MEDICAL CENTER AT OCEAN REEF,THE | | 2 | | | 2 |
| INTERNAL MEDICINE ASSOCIATES-DUNELLON | | | 2 | 100% | 2 |
| MEDFAST URGENT CARE CENTERS | | | 2 | 100% | 2 |
| MEDFIRST URGENT CARE | | | 2 | 100% | 2 |
| MERCY HEALTH LAB | | 1 | 1 | 50% | 2 |
| WEST PALM BEACH PHARMACEUTICALS LLC | | | 2 | 100% | 2 |
| MANOR CARE OF PALM HARBOR | | 2 | | | 2 |
| COL CROSSROAD | | 1 | 1 | 50% | 2 |
| VILLA HEALTH NH LLC | | | 2 | 100% | 2 |
| WALGREENS #05477 | | 2 | | | 2 |
| PREMIER MEDICAL ASSOCIATES ALL FLORIDA LLC | | 2 | | | 2 |
| PINELLAS POINT NURSING AND REHAB | | | 2 | 100% | 2 |
| FEDERAL CORRECTIONAL INSTITUTION MARIANNA | | | 2 | 100% | 2 |
| LIFT HEALTH | | 2 | | | 2 |
| FIRST QUALITY LABORATORY | | | 2 | 100% | 2 |
| CRUC CMCH-COVID-19 | | 2 | | | 2 |
| Elba Nursing and Rehabilitation Center, LLC | | 2 | | | 2 |
| LOWELL GENERAL HOSPITAL | | | 2 | 100% | 2 |
| UK HEALTHCARE | | | 2 | 100% | 2 |
| PREMIER LABORATORY SERVICES, LLC | | | 2 | 100% | 2 |
| VIERA MANOR ASSISTED LIVING RESIDENCE | | 2 | | | 2 |
| VALLEY BAPTIST MEDICAL CENTER: BROWNSVILLE | | | 2 | 100% | 2 |
| BROOKDALE ORANGE PARK | | 2 | | | 2 |
| PLANT CITY PEDIATRICS | | 2 | | | 2 |
| PM PEDIATRICS OF BAYSIDE PLLC - HOPEWELL JUNCTION | | 2 | | | 2 |
| MONROE COUNTY HEALTH DEPARTMENT | | | 2 | 100% | 2 |
| PTC LABORATORIES | | | 2 | 100% | 2 |
| GOLDSTEIN | | | 2 | 100% | 2 |
| RUSH UNIVERSITY MEDICAL CENTER LABORATORY | | | 2 | 100% | 2 |
| UC CORAL GABLES | | | 2 | 100% | 2 |
| PALMETTO FAMILY HEALTH CENTER | | | 2 | 100% | 2 |

COVID-19: testing by laboratory

Data through Nov 23, 2020 verified as of Nov 24, 2020 at 09:25 AM

Data in this report are provisional and subject to change.

The numbers in the table below represent the number of Florida and non-Florida residents for whom test results were received by the Department of Health. A person can be tested by more than one laboratory and can have both positive and negative results. **Therefore, the sum of the numbers in each column will be larger than the total number of people tested.**

| Reporting lab | Inconclusive | Negative | Positive | Percent positive | Total |
|---|--------------|----------|----------|------------------|-------|
| NATIONWIDE LABORATORY SERVICES | | 1 | 1 | 50% | 2 |
| NAVAL BRANCH MEDICAL CLINIC | | | 2 | 100% | 2 |
| ST PETERSBURG PEDIATRICS-EAST BAY | | | 2 | 100% | 2 |
| HILLVIEW LABORATORY | | | 2 | 100% | 2 |
| FLORIDA MEDICAL CLINIC IM MLK | | 2 | | | 2 |
| PALM CITY NURSING AND REHAB CENTER | | | 2 | 100% | 2 |
| HOME ACCESS HEALTH | | | 2 | 100% | 2 |
| DESOTO HEALTH AND REHAB LLC | | 2 | | | 2 |
| IN AND OUT URGENT CARE | | | 2 | 100% | 2 |
| RIO PINAR HEALTH CARE | | | 2 | 100% | 2 |
| TGH Brandon Healthplex Laboratory | | | 2 | 100% | 2 |
| SUMNER REGIONAL MEDICAL CENTER | | 2 | | | 2 |
| HOUSTON HEALTH DEPARTMENT - BUREAU OF LABORATORY SERVICES | | | 2 | 100% | 2 |
| GARDENS HEALTH NH LLC | | 2 | | | 2 |
| MINUTECLINIC DIAGNOSTIC OF NORTH CAROLINA, PC | | 1 | 1 | 50% | 2 |
| WISCONSIN STATE LABORATORY OF HYGIENE | | 1 | 1 | 50% | 2 |
| ROCKEFELLER UNIVERSITY CLINICAL GENOMICS LABORATOR | | 2 | | | 2 |
| ROSS MEDICAL GROUP | | | 2 | 100% | 2 |
| ROANE MEDICAL CENTER | | 1 | 1 | 50% | 2 |
| FLORIDA DEPARTMENT OF HEALTH IN CALHOUN COUNTY | | 2 | | | 2 |
| STEUBEN COUNTY PUBLIC HEALTH | | 2 | | | 2 |
| SPECTRUM HEALTH | | | 2 | 100% | 2 |
| COPELAND MEDICAL CLINIC | | 2 | | | 2 |
| MEMORIAL HERMANN CONSOLIDATED LABORATORY SERVICES | | | 2 | 100% | 2 |
| CAPE CORAL URGENT CARE | | 2 | | | 2 |
| ORCHID COVE | | | 2 | 100% | 2 |
| NORTH FL SOUTH GA HCS-MALCOM RANDALL VAMC | | | 2 | 100% | 2 |
| SARASOTA MEMORIAL MEDICAL URGENT CARE CENTER | | | 2 | 100% | 2 |
| IGENEX INC | | 2 | | | 2 |
| NEBRASKA MEDICAL CENTER | | | 2 | 100% | 2 |
| ISLAND LAKE CENTER | | | 2 | 100% | 2 |
| MEDSTAR HARBOR HOSPITAL | | | 2 | 100% | 2 |
| RAINY LAKE MEDICAL CENTER | | | 2 | 100% | 2 |
| PINARD HOME HEALTH SERVICES INC | | | 2 | 100% | 2 |
| OHIO DEPARTMENT OF HEALTH LABORATORY | | 2 | | | 2 |
| LAKE MARY HEALTH AND REHABILITATION CENTER | | 1 | 1 | 50% | 2 |
| SCDHEC BUREAU OF LABORATORIES | | | 2 | 100% | 2 |
| CARE 365 | | | 2 | 100% | 2 |
| NEW YORK STATE DEPARTMENT OF HEALTH | | 1 | 1 | 50% | 2 |
| REMISE OCCUPATIONAL HEALTH SOLUTIONS INC | | | 2 | 100% | 2 |
| REGENCY OAKS HEALTH CENTER | | 2 | | | 2 |
| CARESPOT EXPRESS HEALTHCARE | | | 2 | 100% | 2 |
| RIVERVIEW MEDICAL CLINIC | | 2 | | | 2 |
| MINUTECLINIC DIAGNOSTIC OF PA LLC | | 2 | | | 2 |
| CONSULATE HEALTH CARE | | 1 | 1 | 50% | 2 |
| COMPREHENSIVE CLINICAL RESEARCH, LLC | | | 2 | 100% | 2 |
| COOK HOSPITAL AND CARE CENTER | | 1 | 1 | 50% | 2 |

COVID-19: testing by laboratory

Data through Nov 23, 2020 verified as of Nov 24, 2020 at 09:25 AM

Data in this report are provisional and subject to change.

The numbers in the table below represent the number of Florida and non-Florida residents for whom test results were received by the Department of Health. A person can be tested by more than one laboratory and can have both positive and negative results. **Therefore, the sum of the numbers in each column will be larger than the total number of people tested.**

| Reporting lab | Inconclusive | Negative | Positive | Percent positive | Total |
|---|--------------|----------|----------|------------------|-------|
| PREMIER MEDICAL LABORATORY | | | 2 | 100% | 2 |
| COLLIER HMA PHYSICIAN MANAGEMENT, LLC | | | 2 | 100% | 2 |
| Cleveland Clinic Weston | | | 2 | 100% | 2 |
| NIGHT OWL PEDIATRICS URGENT CARE | | | 2 | 100% | 2 |
| Lakeside Oaks Care Center | | | 2 | 100% | 2 |
| SOUTH FLORIDA FAMILY HEALTH & RESEARCH CTR | | | 2 | 100% | 2 |
| SOUTHEAST GEORGIA HEALTH SYSTEM | | | 2 | 100% | 2 |
| ELITE MEDICAL CENTER | | | 2 | 100% | 2 |
| PALOS COMMUNITY HOSPITAL LABORATORY | | | 2 | 100% | 2 |
| CEDARS-SINAI MEDICAL CENTER | | | 2 | 100% | 2 |
| INSPIRA MEDICAL CENTER VINELAND LAB | | 2 | | | 2 |
| JEFFERSON WASHINGTON TOWNSHIP HOSPITAL | | 2 | | | 2 |
| TERRACE OF ST CLOUD, THE | | 1 | 1 | 50% | 2 |
| PEACEHEALTH CENTRAL | | 2 | | | 2 |
| EMORY UNIVERSITY HOSPITAL | | | 2 | 100% | 2 |
| MAILBOX DIAGNOSTICS | | 1 | 1 | 50% | 2 |
| Surrey Place Healthcare and Rehabilitation | | 2 | | | 2 |
| JOHN D. ARCHBOLD MEM. HOSPITAL | | | 2 | 100% | 2 |
| ORLANDO ORTHOPAEDIC OUTPATIENT SURGERY CENTER | | | 2 | 100% | 2 |
| Lakeview Village | | 2 | | | 2 |
| Fort Gaines Health and Rehab | | 2 | | | 2 |
| CARL R DARNALL ARMY MEDICAL CENTER | | | 2 | 100% | 2 |
| SACRED HEART HOSPITAL ON THE EMERALD | | | 2 | 100% | 2 |
| HEALTH FIRST ADVENTHEALTH CENTRA CARE GATEWAY | | 1 | 1 | 50% | 2 |
| CVS HEALTH, #2043 | | 1 | | | 1 |
| DIAGNOSTIC & MEDICAL SPECIALISTS OF GREENWICH | | 1 | | | 1 |
| HIGHLANDS CLINICAL LABORATORY | | | 1 | 100% | 1 |
| PARKLAND HEALTH & HOSPITAL | | | 1 | 100% | 1 |
| MADISON COUNTY MEMORIAL HOSPITAL LABORATORY | | 1 | | | 1 |
| SANTA MONICA CA-UCLA MC | | | 1 | 100% | 1 |
| BEAUMONT REFERENCE LABORATORY | | | 1 | 100% | 1 |
| BMC/NASSAU | | | 1 | 100% | 1 |
| ST JOHNS EPISCOPAL HOSPITAL SOUTH SHORE | | 1 | | | 1 |
| ST GERARD'S COMMUNITY OF CARE | | 1 | | | 1 |
| HENRY FORD WEST BLOOMFIELD HOSPITAL | | | 1 | 100% | 1 |
| LUTHERAN HAVEN ASSISTED LIVING | | 1 | | | 1 |
| SISTERS MISSION | | | 1 | 100% | 1 |
| SHELBYVILLE HOSPITAL COMPANY | | 1 | | | 1 |
| Senatobia Healthcare & Rehab | | 1 | | | 1 |
| DEPT OF HEALTH | | | 1 | 100% | 1 |
| BREVARD FAMILY WALK IN CLINIC | | | 1 | 100% | 1 |
| MEA PRIMARY CARE PLUS BYRAM | | | 1 | 100% | 1 |
| DALLAS COUNTY HEALTH AND HUMAN SERVICES | | | 1 | 100% | 1 |
| BRIDGEWATER PARK ASSISTED LIVING LLC | | | 1 | 100% | 1 |
| CARESPOT URGENT CARE | | 1 | | | 1 |
| SAINT ALPHONSUS REGIONAL MEDICAL CENTER | | | 1 | 100% | 1 |
| Hialeah Nursing And Rehabilitation Center | | | 1 | 100% | 1 |

COVID-19: testing by laboratory

Data through Nov 23, 2020 verified as of Nov 24, 2020 at 09:25 AM

Data in this report are provisional and subject to change.

The numbers in the table below represent the number of Florida and non-Florida residents for whom test results were received by the Department of Health. A person can be tested by more than one laboratory and can have both positive and negative results. **Therefore, the sum of the numbers in each column will be larger than the total number of people tested.**

| Reporting lab | Inconclusive | Negative | Positive | Percent positive | Total |
|--|--------------|----------|----------|------------------|-------|
| BOND URGENT CARE LLC | | 1 | | | 1 |
| HEARTLAND REGIONAL MEDICAL CENTER | | 1 | | | 1 |
| DERMDX, DIV OF AURORA DIAGNOSTICS/BERNHARDT LAB | | 1 | | | 1 |
| SIGNATURE CARE COLLEGE STATION | | | 1 | 100% | 1 |
| PALMA CEIA MED GROUP-SWANN | | 1 | | | 1 |
| MEDEXPRESS URGENT CARE BOCA RATON | | | 1 | 100% | 1 |
| HOUSTON METHODIST HOSPITAL | | | 1 | 100% | 1 |
| CLIFTON-FINE HOSPITAL LABORATORY | | 1 | | | 1 |
| NORTH SHORE MEDICAL CENTER - SALEM HOSPITAL | | | 1 | 100% | 1 |
| BUFFALO VAMC | | | 1 | 100% | 1 |
| TEVAPHARM | | | 1 | 100% | 1 |
| CLARIDGE HOUSE NURSING CENTER | | | 1 | 100% | 1 |
| CLUB HEALTH AND REHABILITATION CENTER, THE | | 1 | | | 1 |
| COLLINS NURSING HOME | | 1 | | | 1 |
| NORTHSIDE HOSPITAL DULUTH | | | 1 | 100% | 1 |
| JOHN D. ARCHBOLD MEMORIAL HOSPITAL | | | 1 | 100% | 1 |
| JUPITER MEDICAL CENTER URGENT CENTER | | | 1 | 100% | 1 |
| CLEVELAND CLINIC OHIO LABORATORIES | | | 1 | 100% | 1 |
| CONVENIENT MEDICAL AND HEALTH SERVICES | | | 1 | 100% | 1 |
| CAROMONT HEALTH | | | 1 | 100% | 1 |
| PRISMA HEALTH TUOMEY LABORATORY | | | 1 | 100% | 1 |
| LABONE | | 1 | | | 1 |
| ONPOINT URGENT CARE | | | 1 | 100% | 1 |
| KAISER PERMANENTE REGIONAL REFERENCE LABORATORY | | 1 | | | 1 |
| CAREHERE HUDSON BAY | | | 1 | 100% | 1 |
| CHARLOTTE CHD PORT CHARLOTTE | | 1 | | | 1 |
| PUBLIX PHARMACY #0332 | | 1 | | | 1 |
| THE CHILDREN'S HOSPITAL OF PHILADELPHIA | | 1 | | | 1 |
| CAREWELL JW - WORCESTER LNC | | | 1 | 100% | 1 |
| ORMC-ARDEN/EOI | | | 1 | 100% | 1 |
| STANFORD HEALTH CARE ANATOMIC PATHOLOGY & CLINICAL LAB | | | 1 | 100% | 1 |
| ST. VINCENT HOSPITAL | | | 1 | 100% | 1 |
| CHOTA COMMUNITY HEALTH SERVICES | | 1 | | | 1 |
| INTERNAL MEDICINE LIPID AND WELNNESS PRACTICE | | | 1 | 100% | 1 |
| CHP COVID-19 (TX) | | | 1 | 100% | 1 |
| REEVES COUNTY HOSPITAL DISTRICT | | | 1 | 100% | 1 |
| INTERNAL MEDICINE GROUP OF CENTRAL FLORIDA | | | 1 | 100% | 1 |
| CAREWELL URGENT CARE FITCHBURG | | | 1 | 100% | 1 |
| CSL PLASMA LAB | | | 1 | 100% | 1 |
| BRANDON REGIONAL EMERGENCY CTR | | | 1 | 100% | 1 |
| ORLANDO FAMILY MEDICAL INC | | 1 | | | 1 |
| OCHSNER MEDICAL CENTER | | | 1 | 100% | 1 |
| CLEVELAND CLINIC FLORIDA | | | 1 | 100% | 1 |
| IZ MEDICAL | | 1 | | | 1 |
| OAK HAVEN REHAB AND NURSING CENTER | | | 1 | 100% | 1 |
| QC LABORATORY | | | 1 | 100% | 1 |
| COMMUNITY MEDICAL AND DENTAL CARE INC | | 1 | | | 1 |

COVID-19: testing by laboratory

Data through Nov 23, 2020 verified as of Nov 24, 2020 at 09:25 AM

Data in this report are provisional and subject to change.

The numbers in the table below represent the number of Florida and non-Florida residents for whom test results were received by the Department of Health. A person can be tested by more than one laboratory and can have both positive and negative results. **Therefore, the sum of the numbers in each column will be larger than the total number of people tested.**

| Reporting lab | Inconclusive | Negative | Positive | Percent positive | Total |
|--|--------------|----------|----------|------------------|-------|
| COMMUNITY MEDICAL CENTER-ORANGE CITY | | 1 | | | 1 |
| CONSOLIDATED | | | 1 | 100% | 1 |
| CLERMONT HEALTH DEPARTMENT | | | 1 | 100% | 1 |
| HOLLEY NAVARRE MEDICAL CLINIC | | | 1 | 100% | 1 |
| BRIGHAM AND WOMEN'S HOSPITAL | | | 1 | 100% | 1 |
| LEELANAU OPCO, LLC | | 1 | | | 1 |
| LABCORP UNSPECIFIED | | 1 | | | 1 |
| LABORATORY COPRORATION OF AMERICA | | | 1 | 100% | 1 |
| PROVIDENCE ST PETER HOSPITAL | | 1 | | | 1 |
| CYPRESS VILLAGE | | | 1 | 100% | 1 |
| ARIZONA STATE LABORATORY | | | 1 | 100% | 1 |
| LEHIGH PULMONARY ASSOCIATES | | | 1 | 100% | 1 |
| ALPHA CLINICAL LABORATORY CORP. | | | 1 | 100% | 1 |
| MEDICAL ASSOCIATES OF CARTER | | 1 | | | 1 |
| DAYTONA BEACH CENTRA CARE | | | 1 | 100% | 1 |
| MOSAIC MEDICAL CENTER MARYVILLE | | | 1 | 100% | 1 |
| LABRADOR PRIMARY CARE CENTER | | | 1 | 100% | 1 |
| LAKEVIEW HEALTH CARE SYSTEMS | | | 1 | 100% | 1 |
| INSPIRED LIVING AT PALM BAY | | 1 | | | 1 |
| Consulate Health Care of Tallahassee | | | 1 | 100% | 1 |
| PRIMEX CLINICAL LABORATORIES INC | | | 1 | 100% | 1 |
| AUSTIN REGIONAL CLINIC MICROBIOLOGY LAB | | | 1 | 100% | 1 |
| ASPIRUS RIVERVIEW HOSPITAL & CLINICS INC | | 1 | | | 1 |
| INTEGRATED GENETICS SEQUENOM | | 1 | | | 1 |
| MY URGENT CARE CLINIC | | | 1 | 100% | 1 |
| LAB. CORP. OF AMERICA | | | 1 | 100% | 1 |
| MIAMI CHILDRENS HOSPITAL MIDTOWN OUTPATIENT CENTER | | | 1 | 100% | 1 |
| PROFESSIONAL URGENT CARE SERVICES | | 1 | | | 1 |
| NAVAL MEDICAL CENTER | | | 1 | 100% | 1 |
| LAB TEST KENDALL LLC | | 1 | | | 1 |
| HIGHLAND PARK LAKEWOOD PRESTON HOLLOW | | | 1 | 100% | 1 |
| MEDEXPRESS URGENT CARE - LAKELAND | | | 1 | 100% | 1 |
| MADISON FACILITY INC | | | 1 | 100% | 1 |
| MD NOW URGENT CARE | | | 1 | 100% | 1 |
| SILVERMAN | | | 1 | 100% | 1 |
| EASTMAN HEALTHCARE & REHAB | | 1 | | | 1 |
| MEDICAL CITY DALLAS HOSPITAL | | | 1 | 100% | 1 |
| Masonic Medical Research Institute | | | 1 | 100% | 1 |
| MARION COUNTY HEALTH DEPARTMENT | | | 1 | 100% | 1 |
| ADVANCED PEDIATRICS | | | 1 | 100% | 1 |
| SHARON REGIONAL MEDICAL CENTER | | | 1 | 100% | 1 |
| ADVANCED LABORATORY SERVICES | | | 1 | 100% | 1 |
| ADVENTHEALTH EXPRESS CARE AT WALGREENS | | | 1 | 100% | 1 |
| ROAN DRUG COMPANY LLC | | 1 | | | 1 |
| DOCTORS HOSPITAL OF LAREDO | | | 1 | 100% | 1 |
| LEGACY ER & URGENT CARE - FRISCO WEST | | | 1 | 100% | 1 |
| MINUTE CLINIC OF KANSAS PA | | | 1 | 100% | 1 |

COVID-19: testing by laboratory

Data through Nov 23, 2020 verified as of Nov 24, 2020 at 09:25 AM

Data in this report are provisional and subject to change.

The numbers in the table below represent the number of Florida and non-Florida residents for whom test results were received by the Department of Health. A person can be tested by more than one laboratory and can have both positive and negative results. **Therefore, the sum of the numbers in each column will be larger than the total number of people tested.**

| Reporting lab | Inconclusive | Negative | Positive | Percent positive | Total |
|--|--------------|----------|----------|------------------|-------|
| DOCTOR'S IN-HOUSE LAB/COMMUNITY HEALTH CENTERS OF PINELLAS – JOHNNIE R | | | 1 | 100% | 1 |
| MINUTECLINIC LLC #5157 | | | 1 | 100% | 1 |
| MINUTECLINIC DIAGNOSTIC OF NORTH CAROLINA PC #7054 | | 1 | | | 1 |
| LIFE CARE CENTER OF HILTON HEAD | | 1 | | | 1 |
| MID - FLORIDA PATHOLOGY LLC | | | 1 | 100% | 1 |
| SMITH KLINE | | | 1 | 100% | 1 |
| LINCOLN MEDICAL CENTER | | 1 | | | 1 |
| RENFREW CENTERS INC | | 1 | | | 1 |
| LONGWOOD PEDIATRICS LLC | | | 1 | 100% | 1 |
| LAREDO EMERGENCY ROOM | | | 1 | 100% | 1 |
| ONE MEDICAL GROUP | | 1 | | | 1 |
| CHATSWORTH ASSISTED LIVING COMMUNITY AT PGA NATIONAL | | | 1 | 100% | 1 |
| PASCO COUNTY HEALTH DEPARTMENT | | | 1 | 100% | 1 |
| CENTRAL DUPAGE HOSPITAL | | | 1 | 100% | 1 |
| CFHC - FROSTPROOF | | | 1 | 100% | 1 |
| BEAUMONT HOSPITAL | | | 1 | 100% | 1 |
| NORTH FLORIDA CHILD DEVELOPMENT, INC | | | 1 | 100% | 1 |
| LABORATORIO BUENA SALUD | | | 1 | 100% | 1 |
| LAKE COMMUNITY ACTION AGENCY | | 1 | | | 1 |
| BERNHARDT LABORATORIES | | | 1 | 100% | 1 |
| HEALGEN SCIENTIFIC | | | 1 | 100% | 1 |
| PARTNERS IN PRIMARY CARE | | 1 | | | 1 |
| Buena Vista Care Center | | 1 | | | 1 |
| PALM BEACH DIABETES AND ENDOCRINE SPECIALISTS, PA | | | 1 | 100% | 1 |
| BIOMERIEUX | | | 1 | 100% | 1 |
| BUECHELE DENTAL PA DBA CLERMONT FAMILY DENTISTRY | | 1 | | | 1 |
| LP ELIZABETHTON | | 1 | | | 1 |
| LOYOLA UNIVERSITY MEDICAL CENTER LABORATORY | | | 1 | 100% | 1 |
| INNOVATIVE HEALTH DIAGNOSTIC OF CALIFORNIA | | | 1 | 100% | 1 |
| OSCEOLA ALF OPERATOR, LLC DBA□ | | 1 | | | 1 |
| ORCHID TERRACE | | 1 | | | 1 |
| SOLARIS HEALTHCARE PLANT CITY | | 1 | | | 1 |
| OXY-GENLAB | | | 1 | 100% | 1 |
| JOSHUA E CHESIR MD | | 1 | | | 1 |
| HAYS CLINICAL LAB | | | 1 | 100% | 1 |
| COLONIAL MEDICAL CENTER-EAST ORLANDO | | | 1 | 100% | 1 |
| IVAN, MAYA | | | 1 | 100% | 1 |
| COMMONS AT ORLANDO LUTHERAN TOWERS SNF | | | 1 | 100% | 1 |
| KENTUCKY CABINET FOR HEALTH AND FAMILY SERVICES | | | 1 | 100% | 1 |
| HAMILTON CHD | | 1 | | | 1 |
| CLINICAL LABORATORY DEPARTMENT | | | 1 | 100% | 1 |
| BAYCARE MEDICAL GROUP INC | | | 1 | 100% | 1 |
| COMPASSION PEDIATRICS | | | 1 | 100% | 1 |
| AVERA ST. MARY'S HOSPITAL | | | 1 | 100% | 1 |
| KETTERING MEDICAL CENTER | | | 1 | 100% | 1 |
| KEY WEST BRANCH MEDICAL CLINIC | | | 1 | 100% | 1 |
| MID-FLORIDA HEMATOLOGY AND ONCOLOGY CENTERS | | 1 | | | 1 |

COVID-19: testing by laboratory

Data through Nov 23, 2020 verified as of Nov 24, 2020 at 09:25 AM

Data in this report are provisional and subject to change.

The numbers in the table below represent the number of Florida and non-Florida residents for whom test results were received by the Department of Health. A person can be tested by more than one laboratory and can have both positive and negative results. **Therefore, the sum of the numbers in each column will be larger than the total number of people tested.**

| Reporting lab | Inconclusive | Negative | Positive | Percent positive | Total |
|--|--------------|----------|----------|------------------|-------|
| PHYSICIANS URGENT CARE | | | 1 | 100% | 1 |
| KEY TRAINING CENTER | | | 1 | 100% | 1 |
| KANA MEDICAL | | | 1 | 100% | 1 |
| BAYOU URGENT CARE | | | 1 | 100% | 1 |
| Lab MSMC Hialeah | | | 1 | 100% | 1 |
| CHRISTUS SPOHN HOSPITAL | | | 1 | 100% | 1 |
| HARLEM HOSPITAL CENTER | | 1 | | | 1 |
| NEWTON MEMORIAL HOSPITAL | | 1 | | | 1 |
| KENILWORTH CARE & REHABILITATION CENTER | | | 1 | 100% | 1 |
| CLEVELAND HEARTLAB | | | 1 | 100% | 1 |
| LAKE LURE HEALTH CENTER | | | 1 | 100% | 1 |
| PHYSICIAN ASSOCIATES, LLC | | | 1 | 100% | 1 |
| JS HEALTHCARE | | | 1 | 100% | 1 |
| NORTH SHORE HEMATOLOGY-ONCOLOGY ASSOCIATES PC | | 1 | | | 1 |
| SIMEDHEALTH LLC | | 1 | | | 1 |
| SIGNATURE CARE LEWISVILLE-EMERGENCY CENTER | | | 1 | 100% | 1 |
| SMITH NORTHVIEW HOSPITAL LAB | | | 1 | 100% | 1 |
| SONNI'S PEDIATRICS | | | 1 | 100% | 1 |
| SOUTH FLORIDA URGENT CARE CENTERS, LLC | | | 1 | 100% | 1 |
| SONATA BOYNTON BEACH | | 1 | | | 1 |
| ADVICE FOR OPTIMAL WELLNESS, INC | | | 1 | 100% | 1 |
| NORTH CAROLINA STATE LABORATORY OF PUBLIC HEALTH, SPECTRUM LAB NETWORK | | | 1 | 100% | 1 |
| ALL PEDIATRIC CARE PA | | | 1 | 100% | 1 |
| ALOHA HOME CARE LLC DBA ACCENTCARE HOME HEALTH OF | | 1 | | | 1 |
| SCIENCE CARE | | | 1 | 100% | 1 |
| SHEEPSHEAD BAY URGENT CARE | | 1 | | | 1 |
| AFC PHYSICIANS OF FLORIDA, PA | | | 1 | 100% | 1 |
| NORTH RIVER FAMILY HEALTH CENTER | | | 1 | 100% | 1 |
| ST JUDE LABORATORIES | | 1 | | | 1 |
| ADVENT HEALTH - OWASA | | | 1 | 100% | 1 |
| SKY RIDGE MEDICAL CENTER - MICRO | | | 1 | 100% | 1 |
| SIGNATURE CARE MEMORIAL CITY | | | 1 | 100% | 1 |
| SHAH | | | 1 | 100% | 1 |
| ST PETE DIRECT PRIMARY CARE | | 1 | | | 1 |
| SHAMRA MEDICAL LABORATORY | | | 1 | 100% | 1 |
| ORLANDO MEDICAL CENTER PL | | | 1 | 100% | 1 |
| SPRINGBROOK HOSPITAL | | | 1 | 100% | 1 |
| SPINE & PAIN CONSULTANT PLLC | | 1 | | | 1 |
| SPECIALTY DRUG TESTING | | | 1 | 100% | 1 |
| ADVENTHEALTH MEDICAL GROUP FAMILY & INTERNAL | | | 1 | 100% | 1 |
| ADVENTHEALTH CENTRA CARE CONWAY | | 1 | | | 1 |
| ADVENTHEALTH IMAGING LAKE NONA | | | 1 | 100% | 1 |
| ST CATHERINE HOSPITAL LABORATORY | | | 1 | 100% | 1 |
| ROYAL PALM PEDIATRICS | | | 1 | 100% | 1 |
| PRIMARY CARE MEDICINE | | | 1 | 100% | 1 |
| BEAUFORT MEMORIAL | | | 1 | 100% | 1 |
| MIDLAND MEMORIAL HOSPITAL | | | 1 | 100% | 1 |

COVID-19: testing by laboratory

Data through Nov 23, 2020 verified as of Nov 24, 2020 at 09:25 AM

Data in this report are provisional and subject to change.

The numbers in the table below represent the number of Florida and non-Florida residents for whom test results were received by the Department of Health. A person can be tested by more than one laboratory and can have both positive and negative results. **Therefore, the sum of the numbers in each column will be larger than the total number of people tested.**

| Reporting lab | Inconclusive | Negative | Positive | Percent positive | Total |
|---|--------------|----------|----------|------------------|-------|
| BASCOM PALMER-MICRO LAB | | | 1 | 100% | 1 |
| PROGENESIS INC | | | 1 | 100% | 1 |
| FHPG_EXP CARE W HILLSBOROUGH | | | 1 | 100% | 1 |
| Mill Valley Care Center | | 1 | | | 1 |
| BEAUMONT HOSPITAL, GROSSE POINTE | | | 1 | 100% | 1 |
| FLORIDA CLINICAL RESEARCH CENTER, LLC | | | 1 | 100% | 1 |
| MEDSTAR HEALTH URGENT CARE | | | 1 | 100% | 1 |
| PHYSICIANS REGIONAL MEDICAL CTR - COLLIER BLVD | | | 1 | 100% | 1 |
| ADVANCED RESEARCH AND DIAGNOSTIC LABORATORY UNIVERSITY OF MINNESOTA | | | 1 | 100% | 1 |
| MIDDLE TENN MENTAL HEALTH INSTITUTE | | 1 | | | 1 |
| ADVANCE MD CARE | | | 1 | 100% | 1 |
| FLAGLER PROFESSIONAL HEALTH CARE SERVICES INC | | 1 | | | 1 |
| RHODE ISLAND DEPARTMENT OF HEALTH | | | 1 | 100% | 1 |
| APC PEDIATRICS | | | 1 | 100% | 1 |
| FALMOUTH BY THE SEA | | | 1 | 100% | 1 |
| NEW YORK CITY DEPARTMENT OF HEALTH | | | 1 | 100% | 1 |
| ROYAL CARE OF AVON PARK | | | 1 | 100% | 1 |
| ALTA BATES SUMMIT MEDICAL CENTER CLINICAL LAB | | | 1 | 100% | 1 |
| ESTATES MEDICAL CENTER INC | | | 1 | 100% | 1 |
| Mountain View Manor | | | 1 | 100% | 1 |
| FAMILY PRACTICE ASSOCIATES | | 1 | | | 1 |
| FAYETTE MEDICAL CENTER LAB | | 1 | | | 1 |
| BAPTIST HOSPITAL OF MIAMI MCI BROWARD LABORATORY | | | 1 | 100% | 1 |
| RAMBAM URGENT CARE | | | 1 | 100% | 1 |
| Regency Square | | | 1 | 100% | 1 |
| ATHENS LIMESTONE HOSPITAL | | 1 | | | 1 |
| MOUNT SINAI MEDICAL CENTER AVENTURA ER | | | 1 | 100% | 1 |
| STARLING AT NOCATEE | | | 1 | 100% | 1 |
| FLORIDA MEDICAL CLINIC RADIOLOGY DALE MABRY | | 1 | | | 1 |
| FLORIDA MEDICAL ASSOCIATES LLC | | | 1 | 100% | 1 |
| VAULT MEDICAL SERVICES | | | 1 | 100% | 1 |
| ASSOCIATESMD MEDICAL GROUP INC | | | 1 | 100% | 1 |
| VILLAGES HEALTH SYSTEM, LLC, THE | | | 1 | 100% | 1 |
| ALABAMA REFERENCE LAB | | | 1 | 100% | 1 |
| ASCENSION ST VINCENT'S MEDICAL CENTER | | | 1 | 100% | 1 |
| FLORIDA EPIDEMIOLOGY PROGRAM | | | 1 | 100% | 1 |
| UNIVERSITY HOSPITALS OF CLEVELAND | | | 1 | 100% | 1 |
| BAPTIST HEALTH LEXINGTON | | | 1 | 100% | 1 |
| UNITED HEALTHCARE | | | 1 | 100% | 1 |
| FLORHAM PARK ENDOSCOPY CENTER | | 1 | | | 1 |
| AVERA SACRED HEART HOSPITAL | | | 1 | 100% | 1 |
| UPSON REGIONAL MEDICAL CENTER | | | 1 | 100% | 1 |
| AVON PARK CLUSTER | | 1 | | | 1 |
| ADVANCE GASTROENTEROLOGY | | | 1 | 100% | 1 |
| GOLDING-GRANADO MEDICAL ASSOCIATES | | 1 | | | 1 |
| WEST COAST PEDIATRICS | | | 1 | 100% | 1 |
| PPD - IXLAYER | | 1 | | | 1 |

COVID-19: testing by laboratory

Data through Nov 23, 2020 verified as of Nov 24, 2020 at 09:25 AM

Data in this report are provisional and subject to change.

The numbers in the table below represent the number of Florida and non-Florida residents for whom test results were received by the Department of Health. A person can be tested by more than one laboratory and can have both positive and negative results. **Therefore, the sum of the numbers in each column will be larger than the total number of people tested.**

| Reporting lab | Inconclusive | Negative | Positive | Percent positive | Total |
|--|--------------|----------|----------|------------------|-------|
| PHYSICIANS PREMIER | | | 1 | 100% | 1 |
| GUIDEWELL EMERGENCY MEDICINE DOCTORS LLC | | | 1 | 100% | 1 |
| GREENTREE MEDICAL CENTER | | | 1 | 100% | 1 |
| ADVANCED MEDICAL LABORATORIES (AML) | | | 1 | 100% | 1 |
| ADVENTHEALTH SENIOR CARE AT ORMOND | | | 1 | 100% | 1 |
| RADIOLOGY ASSOCIATES OF VENICE AND ENGLEWOOD | | 1 | | | 1 |
| RAPID CITY REGIONAL HOSPITAL -579 ATTN. LABORATORY | | 1 | | | 1 |
| WANTAGH URGENT CARE | | 1 | | | 1 |
| GIBSON AREA PRIMARY CARE | | | 1 | 100% | 1 |
| Garden View Care Center at Dougherty Ferry | | 1 | | | 1 |
| FREEPORT ER DOX URGENT CARE | | 1 | | | 1 |
| RIVIERA BEACH HEALTH CENTER LAB | | | 1 | 100% | 1 |
| SUPERKIDS PEDIATRICS | | | 1 | 100% | 1 |
| SUPERIOR RESIDENCES AT CALA HILLS | | 1 | | | 1 |
| BRISTOL AT TAMPA, THE | | 1 | | | 1 |
| DSI LABORATORIES-NAPLES-7TH | | | 1 | 100% | 1 |
| EAST END PEDIATRICS | | 1 | | | 1 |
| BLACK STALLION WALK IN AND EXERCISE CLINICS LLC | | 1 | | | 1 |
| Sanford Health & Rehabilitation | | | 1 | 100% | 1 |
| SUNSHINE URGENT CARE LLC | | | 1 | 100% | 1 |
| ADVANCED URGENT CARE OF MARATHON | | | 1 | 100% | 1 |
| STATE OF FLORIDA | | | 1 | 100% | 1 |
| STARR COUNTY MEMORIAL HOSPITAL | | | 1 | 100% | 1 |
| SUMMERFIELD PAIN MANAGEMENT | | | 1 | 100% | 1 |
| BRISTOL REGINAL MEDICAL CENTER | | | 1 | 100% | 1 |
| DR. PHILLIPS MEDICAL WELLNESS CENTER | | | 1 | 100% | 1 |
| ADVANCED PEDIATRICS OF BOCA LLC | | | 1 | 100% | 1 |
| EXCEPTIONAL EMERGENCY CENTER | | | 1 | 100% | 1 |
| SACRED HEART HEALTH SYSTEM, INC | | | 1 | 100% | 1 |
| BETHPAGE EXTENDED HOURS CENTER | | 1 | | | 1 |
| Bayou Vista Community Care Center | | | 1 | 100% | 1 |
| FHPG FAMILY MEDICAL CENTER OF TAMPA BAY | | | 1 | 100% | 1 |
| UHEALTH CORAL SPRINGS | | | 1 | 100% | 1 |
| ROCKLEDGE HEALTH & REHABILITATION CENTER | | | 1 | 100% | 1 |
| THOMAS HOSPITAL | | | 1 | 100% | 1 |
| EASTSIDE MEDICAL CLINIC | | 1 | | | 1 |
| TAMPA URGENT CARE | | | 1 | 100% | 1 |
| TAMPA GENERAL MEDICAL GROUP LABORATORY HEALTHPARK | | | 1 | 100% | 1 |
| EDGAR PRICE FAMILY & CHILDREN HEALTHCARE CENTER | | | 1 | 100% | 1 |
| TERRELL URGENT CARE | | | 1 | 100% | 1 |
| SAINT BARNABAS MEDICAL CENTER | | 1 | | | 1 |
| BIODORON LABORATORIES | | | 1 | 100% | 1 |
| MEDONE URGENT CARE | | | 1 | 100% | 1 |
| WHITE-WILSON MEDICAL CENTER - FORT WALTON BEACH | | | 1 | 100% | 1 |
| MEMORIAL HERMANN | | | 1 | 100% | 1 |
| WILTON MANORS HEALTH & REHABILITATION CENTER | | | 1 | 100% | 1 |
| AUSTIN PUBLIC HEALTH | | | 1 | 100% | 1 |

COVID-19: testing by laboratory

Data through Nov 23, 2020 verified as of Nov 24, 2020 at 09:25 AM

Data in this report are provisional and subject to change.

The numbers in the table below represent the number of Florida and non-Florida residents for whom test results were received by the Department of Health. A person can be tested by more than one laboratory and can have both positive and negative results. **Therefore, the sum of the numbers in each column will be larger than the total number of people tested.**

| Reporting lab | Inconclusive | Negative | Positive | Percent positive | Total |
|---|--------------|----------|----------|------------------|-------|
| WEST COAST CLINICAL LABS INC | | | 1 | 100% | 1 |
| ELITE CARE | | | 1 | 100% | 1 |
| WEST VIRGINIA UNIVERSITY HOSPITALS | | | 1 | 100% | 1 |
| ELEMENTS PHARMACY | | | 1 | 100% | 1 |
| Eddy Memorial Geriatric Center | | 1 | | | 1 |
| BAYCARE OUTREACH LAB WH SOUTH | | | 1 | 100% | 1 |
| DUKE HEALTH REGIONAL HOSPITAL | | | 1 | 100% | 1 |
| BAY PINES MEDICAL ASSOCIATES | | | 1 | 100% | 1 |
| Medicalodges Neosho | | | 1 | 100% | 1 |
| Z UROLOGY | | 1 | | | 1 |
| MEDICAL ARTS LABORATORY | | | 1 | 100% | 1 |
| PROGRESS PHARMACY INC | | | 1 | 100% | 1 |
| ADVENTHEALTH MEDICAL GROUP FAMILY AND INTERNAL | | | 1 | 100% | 1 |
| UT AUSTIN UNIVERSITY HEALTH SERVICES | | | 1 | 100% | 1 |
| NCHMD INC | | | 1 | 100% | 1 |
| ACCESS HEALTH CARE PHYSICIANS | | | 1 | 100% | 1 |
| ADVENTHEALTH CENTRA CARE OVIEDO | | | 1 | 100% | 1 |
| QUEST DIAGNOSTICS CLINICAL LABORATORIES INC | | 1 | | | 1 |
| VANAJA SUREDDI MD PA | | | 1 | 100% | 1 |
| MINUTECLINIC DIAG OF IND, LLC #6553 | | 1 | | | 1 |
| WARE EXPRESS CARE | | | 1 | 100% | 1 |
| MID FLORIDA COMMUNITY SERVICES | | | 1 | 100% | 1 |
| MINUTECLINIC 7196 | | 1 | | | 1 |
| ALLEGANY COUNTY DEPARTMENT OF HEALTH | | 1 | | | 1 |
| MINUTECLINIC DIAGNOSTIC OF VIRGINIA, LLC #1656 | | 1 | | | 1 |
| PORT ORANGE NURSING & REHAB | | | 1 | 100% | 1 |
| PANAMA PHARMACY | | | 1 | 100% | 1 |
| UCH LAB | | | 1 | 100% | 1 |
| TWIN | | | 1 | 100% | 1 |
| PINNACLE DIALYSIS | | 1 | | | 1 |
| Cornerstone at the Ranch | | 1 | | | 1 |
| BISHOP GRADY VILLAS | | 1 | | | 1 |
| BOONE DRUG & HEALTHCARE AT DEERFIELD | | | 1 | 100% | 1 |
| CORNERSTONE OF RECOVERY INC | | 1 | | | 1 |
| TREASURE COAST PRIMARY CARE | | 1 | | | 1 |
| CAREWELL 203 | | | 1 | 100% | 1 |
| CATHEDRAL GERONTOLOGY CENTER DBA CATHEDRAL CARES | | | 1 | 100% | 1 |
| CDRX INFUSION | | | 1 | 100% | 1 |
| CARENOW URGENT CARE-WEST END | | 1 | | | 1 |
| CALIFORNIA DIVISION OF COMMUNICABLE DISEASE CONTROL | | | 1 | 100% | 1 |
| TRAVIS LEE THOMPSON MD | | | 1 | 100% | 1 |
| TMH PHYSICIAN PARTNERS SOUTHWOOD | | | 1 | 100% | 1 |
| VETERANS AFFAIRS MEDICAL CENTER - EAST ORANGE | | | 1 | 100% | 1 |
| CVS MINUTE CLINIC DIAG OF IND, LLC #6549 | | 1 | | | 1 |
| PARRISH MEDICAL GROUP | | | 1 | 100% | 1 |
| PARK AVENUE PEDIATRICS PC | | 1 | | | 1 |
| PANCARE HEALTH - VERNON ELEMENTARY | | | 1 | 100% | 1 |

COVID-19: testing by laboratory

Data through Nov 23, 2020 verified as of Nov 24, 2020 at 09:25 AM

Data in this report are provisional and subject to change.

The numbers in the table below represent the number of Florida and non-Florida residents for whom test results were received by the Department of Health. A person can be tested by more than one laboratory and can have both positive and negative results. **Therefore, the sum of the numbers in each column will be larger than the total number of people tested.**

| Reporting lab | Inconclusive | Negative | Positive | Percent positive | Total |
|--|--------------|----------|----------|------------------|-------|
| DE TAR HOSPITAL | | | 1 | 100% | 1 |
| Village Crest Center for Health & Rehabilitation | | 1 | | | 1 |
| VELOCITY CARE | | | 1 | 100% | 1 |
| PENSACOLA PATHOLOGY | | 1 | | | 1 |
| URGENT CARE OF FORT LAUDERDALE INC | | | 1 | 100% | 1 |
| UNIVERSITY OF IOWA HOSPITALS & CLINICS | | | 1 | 100% | 1 |
| PELICAN STATE OUTPATIENT CENTER | | | 1 | 100% | 1 |
| Valley Center (WV) | | | 1 | 100% | 1 |
| CVS HEALTH, #1994 | | 1 | | | 1 |
| CULVER CITY URGENT CARE | | | 1 | 100% | 1 |
| ACCESS FAMILY CARE LLC | | | 1 | 100% | 1 |
| HARDEE COUNTY FIRE RESCUE | | 1 | | | 1 |
| STANLY REGIONAL MEDICAL CENTER | | | 1 | 100% | 1 |
| BARRINGTON TERRACE NAPLES | | | 1 | 100% | 1 |
| Harbert Hills Academy Nursing Home | | 1 | | | 1 |
| AZALEALAND NURSING HOME | | 1 | | | 1 |
| HACKENSACK UNIVERSITY MEDICAL CENTER | | 1 | | | 1 |
| BAPTIST EMERGENCY HOSPITAL KELLY | | | 1 | 100% | 1 |
| Heartland Healthcare Center Boca Raton | | | 1 | 100% | 1 |
| HOLLAND COMMUNITY HOSPITAL | | 1 | | | 1 |
| ADVENTHEALTH PHYSICIAN GROUP - APPLEWOOD | | | 1 | 100% | 1 |
| SPARTANBURG REGIONAL MEDICAL CENTER | | | 1 | 100% | 1 |
| ADVENTHEALTH CENTRA CARE | | | 1 | 100% | 1 |
| HELEN HAYES HOSPITAL LABORATORY | | 1 | | | 1 |
| STANDIFER PLACE | | 1 | | | 1 |
| ST. MARY'S MEDICAL CENTER EVANSVILLE, INC | | | 1 | 100% | 1 |
| MEDICAL CITY NORTH HILLS | | | 1 | 100% | 1 |
| ALL CARE URGENT CARE | | | 1 | 100% | 1 |
| The Care Center at Pinellas Park | | 1 | | | 1 |
| ADVENTHEALTH NEW SMYRNA BEACH COMMUNITY HEALTH | | | 1 | 100% | 1 |
| MEDONE PLLC | | | 1 | 100% | 1 |
| PHYSICIANS IMMEDIATE CARE ELGIN | | | 1 | 100% | 1 |
| ADVENTHEALTH HOSPICE CARE CENTRAL FLORIDA | | 1 | | | 1 |
| PEDIATRIC ASSOCIATES - MIAMI LAKES | | 1 | | | 1 |
| TENNOVA HEALTHCARE - CLEVELAND | | | 1 | 100% | 1 |
| GOSHEN HOSPITAL | | | 1 | 100% | 1 |
| ATHENA PLASTIC SURGERY | | 1 | | | 1 |
| ASHTON PLACE | | 1 | | | 1 |
| PEDIATRIC ASSOCIATES - DORAL | | | 1 | 100% | 1 |
| APS-SUMMIT CARE PHARMACY, LLC DBA OMNICARE | | 1 | | | 1 |
| ARIZA WELLNESS CARE LLC | | | 1 | 100% | 1 |
| SOUTHWEST FLORIDA DIVISION LAB | | | 1 | 100% | 1 |
| NORTHEAST PEDIATRICS | | | 1 | 100% | 1 |
| UF HEALTH THE VILLAGES | | | 1 | 100% | 1 |
| UMASS MEMORIAL MEDICAL CENTER, INC | | 1 | | | 1 |
| BIOMAT USA | | | 1 | 100% | 1 |
| OCEAN MEDICAL CENTER | | 1 | | | 1 |

COVID-19: testing by laboratory

Data through Nov 23, 2020 verified as of Nov 24, 2020 at 09:25 AM

Data in this report are provisional and subject to change.

The numbers in the table below represent the number of Florida and non-Florida residents for whom test results were received by the Department of Health. A person can be tested by more than one laboratory and can have both positive and negative results. **Therefore, the sum of the numbers in each column will be larger than the total number of people tested.**

| Reporting lab | Inconclusive | Negative | Positive | Percent positive | Total |
|---|--------------|----------|----------|------------------|-------|
| OCCUPATIONAL HEALTH CENTER | | 1 | | | 1 |
| BIOMAT ORLANDO | | 1 | | | 1 |
| UNIVERSITY CENTRA CARE | | | 1 | 100% | 1 |
| Remarkable Healthcare Dallas | | | 1 | 100% | 1 |
| NEW YORK PRESBYTERIAN HOSPITAL | | | 1 | 100% | 1 |
| RCP OF MEMORIAL WEST | | | 1 | 100% | 1 |
| NFRC CLINICAL LAB | | | 1 | 100% | 1 |
| NORDX | | | 1 | 100% | 1 |
| ROCKWALL URGENT CARE | | | 1 | 100% | 1 |
| A.G. Rhodes | | 1 | | | 1 |
| SINAI PLAZA NURSING AND REHAB CENTER | | | 1 | 100% | 1 |
| AUGUSTA HEALTH CLINICAL LABORATORY | | | 1 | 100% | 1 |
| Avera Sr. James Care Center | | 1 | | | 1 |
| ALLIANCE LABORATORY SERVICES | | | 1 | 100% | 1 |
| WALGREENS #01398 | | | 1 | 100% | 1 |
| AFFILIATED LABORATORIES INC | | | 1 | 100% | 1 |
| PALM BEACH COUNTY HEALTH DEPT. | | | 1 | 100% | 1 |
| BAPTIST HOSPITAL LABORATORY | | | 1 | 100% | 1 |
| TMH PHYSICIAN PARTNERS | | | 1 | 100% | 1 |
| TMH PHYSICIAN PARTNERS BLOUNTSTOWN | | | 1 | 100% | 1 |
| SELF REGIONAL HEALTHCARE | | | 1 | 100% | 1 |
| TIMPANOGOS REGIONAL HOSPITAL | | | 1 | 100% | 1 |
| ORLANDO FAMILY PHYSICIANS | | | 1 | 100% | 1 |
| BAYA PHARMACY WEST | | | 1 | 100% | 1 |
| OPTIMAL CARE PEDIATRICS | | | 1 | 100% | 1 |
| OMAHA VA MEDICAL CENTER | | | 1 | 100% | 1 |
| RIVERSIDE MEDICAL CENTER | | 1 | | | 1 |
| DONALSONVILLE HOSPITAL | | | 1 | 100% | 1 |
| HARRIS URGENT CARE CENTER | | | 1 | 100% | 1 |
| RIVERSIDE METHODIST HOSPITAL LAB | | | 1 | 100% | 1 |
| SAN JOSE SENIOR CARE LLC | | 1 | | | 1 |
| DOCTORS HEARING | | | 1 | 100% | 1 |
| ROSECASTLE OF ZEPHRHILLS | | | 1 | 100% | 1 |
| EAST NAPLES PEDIATRICS | | | 1 | 100% | 1 |
| REGIONS HOSPITAL LABORATORY | | | 1 | 100% | 1 |
| DUKE UNIVERSITY POINT OF CARE TESTING PROGRAM | | | 1 | 100% | 1 |
| EAST COAST INSTITUTE FOR RESEARCH LLC | | | 1 | 100% | 1 |
| LEXINGTON PLACE SENIOR LIVING COMMUNITY | | 1 | | | 1 |
| Elm Crest Senior Living Community | | 1 | | | 1 |
| LEE MEMORIAL HOSPITAL OUTPATIENT SURGERY CENTER | | | 1 | 100% | 1 |
| HARBOUR'S EDGE | | 1 | | | 1 |
| SANITAS RESEARCH LLC | | | 1 | 100% | 1 |
| CVS MINUTE CLINIC DIAGNOSTIC PA #3060 | | 1 | | | 1 |
| FIU HEALTH CARE CENTER | | | 1 | 100% | 1 |
| EXPRESS FAMILY CARE LLC | | | 1 | 100% | 1 |
| INTERNAL MEDICINE & PEDIATRICS OF TAMPA BAY PA | | | 1 | 100% | 1 |
| UNIVERSITY URGENT CARE | | | 1 | 100% | 1 |

COVID-19: testing by laboratory

Data through Nov 23, 2020 verified as of Nov 24, 2020 at 09:25 AM

Data in this report are provisional and subject to change.

The numbers in the table below represent the number of Florida and non-Florida residents for whom test results were received by the Department of Health. A person can be tested by more than one laboratory and can have both positive and negative results. **Therefore, the sum of the numbers in each column will be larger than the total number of people tested.**

| Reporting lab | Inconclusive | Negative | Positive | Percent positive | Total |
|--|--------------|----------|----------|------------------|-------|
| CROSS CREEK HEALTH CARE | | 1 | | | 1 |
| FLORIDA HEART AND VASCULAR MULTISPECIALTY GROUP PA | | | 1 | 100% | 1 |
| ER NEAR ME HULEN | | 1 | | | 1 |
| KINGWOOD EMERGENCY HOSPITAL | | | 1 | 100% | 1 |
| LADY LAKE SPECIALTY CARE | | | 1 | 100% | 1 |
| SANTA CLARA VALLEY MEDICAL CENTER | | | 1 | 100% | 1 |
| SH HERON EAST LLC | | 1 | | | 1 |
| JOHNSON & JOHNSON VISION CARE-VISTAKON | | | 1 | 100% | 1 |
| JOSEF SCHENKER MD PC DBA CENTERS URGENT | | 1 | | | 1 |
| JUPITER PEDIATRIC ASSOCIATES, PA | | | 1 | 100% | 1 |
| FORT MYERS REHABILITATION AND NURSING CENTER | | 1 | | | 1 |
| FIVE STAR PREMIER RESIDENCES OF POMPANO BEACH | | | 1 | 100% | 1 |
| FAMILY MEDICINE AT WINTER PARK | | | 1 | 100% | 1 |
| FLORIDA DEPARTMENT OF HEALTH IN LEE COUNTY | | | 1 | 100% | 1 |
| PINELLAS CHD - CLEARWATER | | | 1 | 100% | 1 |
| FORT LOUDOUN PRIMARY CARE | | 1 | | | 1 |
| PINECREST PEDIATRICS GROUP LLC | | | 1 | 100% | 1 |
| Glen Oaks Health and REhabilitation | | 1 | | | 1 |
| FALKVILLE HEALTHCARE | | 1 | | | 1 |
| MARYLAND DEPARTMENT OF HEALTH AND MENTAL HYGIENE | | | 1 | 100% | 1 |
| PEACHEALTH LABORATORIES | | 1 | | | 1 |
| MARINA DEL REY HOSPITAL LAB | | | 1 | 100% | 1 |
| MANORCARE HEALTH SERVICES - VENICE | | 1 | | | 1 |
| Manorcare Health Services West Reading North | | 1 | | | 1 |
| ManorCare Rehabilitation Center- Decatur | | 1 | | | 1 |
| FLORIDA FAMILY LABORATORY | | 1 | | | 1 |
| ESOTERIC LAB | | | 1 | 100% | 1 |
| EXPEDIAN URGENT CARE | | | 1 | 100% | 1 |
| QUALITY CLINICAL LAB LLC | | | 1 | 100% | 1 |
| Ramsey Village | | 1 | | | 1 |
| REFERENCE LABORATORY | | | 1 | 100% | 1 |
| GRACE WELLNESS CENTER | | | 1 | 100% | 1 |
| ENZO LABS INC | | | 1 | 100% | 1 |
| PUBLIC HEALTH TRUST OF MIAMI DADE COUNTY | | | 1 | 100% | 1 |
| FLORIDA DIGESTIVE AND LIVER SPECIALISTS | | | 1 | 100% | 1 |
| FLORIDA STATE UNIVERSITY HEALTH SERVICES | | | 1 | 100% | 1 |
| LOUNDY | | 1 | | | 1 |
| FRASER MEMORIAL HOSPITAL | | | 1 | 100% | 1 |
| EXPRESS CARE OF THE SHOALS | | 1 | | | 1 |
| FAIRFIELD MEDICAL CENTER | | | 1 | 100% | 1 |
| LIFELINK TRANSPLANT INSTITUTE LAB | | | 1 | 100% | 1 |
| ST VINCENT'S AMBULATORY CARE INC | | | 1 | 100% | 1 |
| ST MARY'S OF SAGINAW | | 1 | | | 1 |
| GAMMA HEALTHCARE, INC | | 1 | | | 1 |
| HERNANDO CHILDREN'S | | | 1 | 100% | 1 |
| STEPHENS COUNTY HOSPITAL | | | 1 | 100% | 1 |
| GALVESTON COUNTY HEALTH DISTRICT | | | 1 | 100% | 1 |

COVID-19: testing by laboratory

Data through Nov 23, 2020 verified as of Nov 24, 2020 at 09:25 AM

Data in this report are provisional and subject to change.

The numbers in the table below represent the number of Florida and non-Florida residents for whom test results were received by the Department of Health. A person can be tested by more than one laboratory and can have both positive and negative results. **Therefore, the sum of the numbers in each column will be larger than the total number of people tested.**

| Reporting lab | Inconclusive | Negative | Positive | Percent positive | Total |
|---|--------------|----------|----------|------------------|-------|
| ST. MICHAEL'S ELITE HOSPITAL | | | 1 | 100% | 1 |
| GENESIS MICROBIOLOGY LAB | | 1 | | | 1 |
| HAWAII DEPARTMENT OF HEALTH | | | 1 | 100% | 1 |
| HOLYOKE MEDICAL CENTER | | | 1 | 100% | 1 |
| HEALTHCARE ASSOCIATES OF IRVING, LLP | | | 1 | 100% | 1 |
| HANCOCK REGIONAL HOSPITAL | | 1 | | | 1 |
| HELIX LW UC | | 1 | | | 1 |
| GSM OCED Subsection | | | 1 | 100% | 1 |
| GWINNETT MEDICAL CENTER | | | 1 | 100% | 1 |
| STEWART FLORIDA ALF, INC | | | 1 | 100% | 1 |
| FLORIDA CANCER SPECIALISTS & RESEARCH INSTITUTE | | | 1 | 100% | 1 |
| FLORIDA HOSPITAL LABORATORIES | | 1 | | | 1 |
| MINUTECLINIC DIAGNOSTIC OF OHIO #6192 | | 1 | | | 1 |
| FLORENCE - HUNTSVILLE HOSPITAL URGENT CARE | | 1 | | | 1 |
| MINUTE CLINIC DIAGNOSTICS OF IN, LLC #6252 | | 1 | | | 1 |
| Imperial Healthcare Centre | | | 1 | 100% | 1 |
| FIT4LIFE MEDICAL CENTER | | | 1 | 100% | 1 |
| HYDE PARK MEDICAL CENTER | | 1 | | | 1 |
| HILTON HEAD HOSPITAL/INPATIENT | | | 1 | 100% | 1 |
| FRESENIUS KIDNEY CARE FORT WALTON BEACH | | | 1 | 100% | 1 |
| HIBISCUS COURT | | | 1 | 100% | 1 |
| SYNERGENE LABORATORY | | | 1 | 100% | 1 |
| FLORIDA HOSPITAL WINTER PARK | | | 1 | 100% | 1 |
| TARPON SPRINGS PEDIATRICS, LLC | | | 1 | 100% | 1 |
| FOUNTAINS OF HOPE LLC, THE | | 1 | | | 1 |
| CFCH - FROSTPROOF | | | 1 | 100% | 1 |
| VILLAGES REHABILITATION AND NURSING CENTER | | 1 | | | 1 |
| NORTH BROWARD MEDICAL CENTER | | | 1 | 100% | 1 |
| Central Park Healthcare & Rehabilitation Center | | 1 | | | 1 |
| CELEBRATION HOSPITAL | | | 1 | 100% | 1 |
| VISTA DEL SOL MED ASSOC | | 1 | | | 1 |
| VIRTUA WEST JERSEY HOSPITAL | | 1 | | | 1 |
| VALLEY HOSPITAL MEDICAL CENTER | | 1 | | | 1 |
| ILLINOIS DEPT OF PUBLIC HEALTH LABS | | | 1 | 100% | 1 |
| FLORIDA KEYS PED AND ADOLES CTR | | | 1 | 100% | 1 |
| CONWAY MEDICAL CENTER | | | 1 | 100% | 1 |
| URGENT CARE & FAMILY PRACTICE CENTER | | | 1 | 100% | 1 |
| CHESAPEAKE REGIONAL MEDICAL CENTER | | | 1 | 100% | 1 |
| OAKMONT WEST- GREENVILLE SC | | 1 | | | 1 |
| HORIZON MEDICAL CENTER | | | 1 | 100% | 1 |
| GEORGE WASHINGTON UNIVERSITY HOSPITAL | | | 1 | 100% | 1 |
| WIREGRASS MEDICAL CENTER | | | 1 | 100% | 1 |
| WINTER GARDEN CHILDREN'S HEALTH CENTERS | | | 1 | 100% | 1 |
| WINDSOR MANOR | | | 1 | 100% | 1 |
| CALIFORNIA PUBLIC HEALTH LABORATORY | | | 1 | 100% | 1 |
| HUNTERS CREEK PEDIATRICS | | 1 | | | 1 |
| IDAHO HEALTH DEPARTMENT | | | 1 | 100% | 1 |

COVID-19: testing by laboratory

Data through Nov 23, 2020 verified as of Nov 24, 2020 at 09:25 AM

Data in this report are provisional and subject to change.

The numbers in the table below represent the number of Florida and non-Florida residents for whom test results were received by the Department of Health. A person can be tested by more than one laboratory and can have both positive and negative results. **Therefore, the sum of the numbers in each column will be larger than the total number of people tested.**

| Reporting lab | Inconclusive | Negative | Positive | Percent positive | Total |
|--|--------------|----------|----------|------------------|-------|
| BUENA VIDA ESTATES | | | 1 | 100% | 1 |
| CANDLER HOSPITAL | | | 1 | 100% | 1 |
| CARE POINT HEALTH AND WELLNESS CENTER | | 1 | | | 1 |
| WELLSNOW URGENT CARE-OSWEGO | | | 1 | 100% | 1 |
| CARE STATION MEDICAL GROUP | | 1 | | | 1 |
| GEORGETOWN URGENT CARE | | | 1 | 100% | 1 |
| HARDIN MEMORIAL HOSPITAL - HEARTLAND PATHOLOGY CONSULTANTS | | | 1 | 100% | 1 |
| NEW YORK UNIVERSITY MEDICAL CENTER | | | 1 | 100% | 1 |
| Greystone Health Care Center | | 1 | | | 1 |
| PCR DIAGNOSTICS | | | 1 | 100% | 1 |
| PUTNAM CO HOSPITAL-D/B/A ASBURY TOWERS | | 1 | | | 1 |
| CAROLINAS HEALTHCARE SYSTEM LAB | | | 1 | 100% | 1 |
| JACKSONVILLE STATEFL | | | 1 | 100% | 1 |
| INTERMOUNTAIN MEDICAL CENTER | | | 1 | 100% | 1 |
| OCALA REGIONAL DIALYSIS- NORTH | | | 1 | 100% | 1 |
| INTEGRITY CLINICAL RESEARCH CENTER INC | | | 1 | 100% | 1 |
| NYC PUBLIC HEALTH LABS | | | 1 | 100% | 1 |
| JUPITER MEDICAL CENTER URGENT CARE - STUART | | | 1 | 100% | 1 |
| NEIGHBORCARE PHARMACY SERVICES | | 1 | | | 1 |
| REGIONAL MEDICAL LABORATORY | | | 1 | 100% | 1 |
| RELIANT ACUTE CARE | | | 1 | 100% | 1 |
| NEMOURS CHILDREN'S PRIMARY CARE, ST CLOUD | | | 1 | 100% | 1 |
| NONA MEDICAL ARTS | | 1 | | | 1 |
| LABORATORIO MEDICO CENTRAL CONDOMINO MD | | | 1 | 100% | 1 |
| NEW ERA COMMUNITY HEALTH CENTER LLC | | 1 | | | 1 |
| OHIO HEALTH DOCTORS HOSPITAL | | | 1 | 100% | 1 |
| SAINT JOSEPH'S HOSPITAL AND MEDICAL CENTER | | 1 | | | 1 |
| SACRED HEART MEDICAL CENTER | | | 1 | 100% | 1 |
| PRIME CARE FAMILY MEDICINE | | | 1 | 100% | 1 |
| Salerno Bay Health & Rehabilitation Center | | 1 | | | 1 |
| HOWELL BRANCH COURT | | | 1 | 100% | 1 |
| SANTA ROSA PEDIATRICS | | | 1 | 100% | 1 |
| PREMIER PEDIATRICS | | | 1 | 100% | 1 |
| INDIAN RIVER CLINICAL LABORATORY, INC. | | 1 | | | 1 |
| CENTRAL FLORIDA HOSPITALIST | | | 1 | 100% | 1 |
| PROPATH | | | 1 | 100% | 1 |
| OHIO VALLEY MANOR NURSING & | | 1 | | | 1 |
| INNOVATIVE COVID-DIVERSEY | | | 1 | 100% | 1 |
| PROFESSIONAL PARK PEDIATRICS PA | | | 1 | 100% | 1 |
| ORMOND BEACH URGENT CARE | | | 1 | 100% | 1 |
| INFECTION CONTROL DEPT | | | 1 | 100% | 1 |
| MEDICAL CENTER OF CENTRAL GEORGIA | | | 1 | 100% | 1 |
| BOCA BIOLISTICS LLC | | | 1 | 100% | 1 |
| MERITUS MEDICAL CENTER | | | 1 | 100% | 1 |
| MIAMI-DADE COUNTY HEALTH DEPT. | | 1 | | | 1 |
| MIDDLEBURG PEDIATRICS | | | 1 | 100% | 1 |
| MID-FLORIDA CANCER CENTERS | | 1 | | | 1 |

COVID-19: testing by laboratory

Data through Nov 23, 2020 verified as of Nov 24, 2020 at 09:25 AM

Data in this report are provisional and subject to change.

The numbers in the table below represent the number of Florida and non-Florida residents for whom test results were received by the Department of Health. A person can be tested by more than one laboratory and can have both positive and negative results. **Therefore, the sum of the numbers in each column will be larger than the total number of people tested.**

| Reporting lab | Inconclusive | Negative | Positive | Percent positive | Total |
|--|--------------|----------|----------|------------------|-------|
| MID FLORIDA BIOLOGICALS | | | 1 | 100% | 1 |
| MERCYONE DES MOINES MEDICAL CENTER | | | 1 | 100% | 1 |
| MEDEXPRESS - BLOOMIN BRANDS | | | 1 | 100% | 1 |
| MEMORIAL HEALTH UNIVERSITY MEDICAL CENTER | | | 1 | 100% | 1 |
| MEDEXPRESS PORT CHARLOTTE | | | 1 | 100% | 1 |
| MCH PHYSICIANS GROUP | | | 1 | 100% | 1 |
| MAYO CLINIC OUTPATIENT DIALYSIS CENTER | | | 1 | 100% | 1 |
| MERCY – NORTH IOWA | | | 1 | 100% | 1 |
| MAYO CLINICAL LABORATORIES | | 1 | | | 1 |
| Margate Health and Rehabilitation Center | | | 1 | 100% | 1 |
| MONMOUTH MEDICAL CENTER | | 1 | | | 1 |
| MISSOURI DEPARTMENT OF HEALTH AND SENIOR SERVICES - STATE PH LAB | | 1 | | | 1 |
| BROOKS REHAB | | | 1 | 100% | 1 |
| RIVERSIDE COUNTY PUBLIC HEALTH LABORATORY | | | 1 | 100% | 1 |
| MORNINGSIDE NURSING AND REHABILITATION | | 1 | | | 1 |
| MORGAN STANLEY HEALTH CENTER | | 1 | | | 1 |
| RENOWN REGIONAL MEDICAL CENTER | | | 1 | 100% | 1 |
| LIFELINK OF FLORIDA | | | 1 | 100% | 1 |
| BORINQUEN HEALTH CENTER | | | 1 | 100% | 1 |
| MILFORD REGIONAL HOSPITAL | | | 1 | 100% | 1 |
| MADISON AT OVIEDO | | | 1 | 100% | 1 |
| LOPEZ | | 1 | | | 1 |
| LIGHTHOUSE PEDIATRICS OF NAPLES | | | 1 | 100% | 1 |
| LISTENING DOCTOR PLLC, THE | | | 1 | 100% | 1 |
| BROOKDALE FORT MYERS CYPRESS LAKE | | 1 | | | 1 |
| ADVENT HEALTH MEDICAL GROUP FAMILY MEDICINE | | | 1 | 100% | 1 |
| EDEN AT CRESTVIEW | | | 1 | 100% | 1 |
| PALM SPRINGS GENERAL HOSPITAL | | | 1 | 100% | 1 |
| PALM COAST DRAW STATION/AMERICAN HEALTH ASSOCIATES | | 1 | | | 1 |
| EH FARGO HOSPITAL LABORATORY | | | 1 | 100% | 1 |
| ACCURATE HEALTH SERVICES CORP | | | 1 | 100% | 1 |
| ADIRONDACK MEDICAL CENTER | | 1 | | | 1 |
| PALMETTO PRIMARY CARE PHYSICIANS | | | 1 | 100% | 1 |
| DESERT HOSPITAL/CPHU CLINICAL LABORATORY | | | 1 | 100% | 1 |
| AFFINITY URGENT CARE | | | 1 | 100% | 1 |
| ALLIED PHYSICIANS GROUP | | 1 | | | 1 |
| TAYLOR MANOR | | 1 | | | 1 |
| PALMS OF FT MYERS, THE | | | 1 | 100% | 1 |
| ADVENTHEALTH CENTRA CARE SOUTH ORANGE | | 1 | | | 1 |
| TELEVISIT PALM BAY FAMILY PRACTICE | | | 1 | 100% | 1 |
| ORDRS, INC. | | | 1 | 100% | 1 |
| HAVASU REGIONAL MEDICAL CENTER | | | 1 | 100% | 1 |
| MED TECH SERVICES OF PALM BEACH INC | | 1 | | | 1 |
| HAWAII DEPARTMENT OF HEALTH LAB | | | 1 | 100% | 1 |
| FAIRVIEW SOUTHDALE | | | 1 | 100% | 1 |
| FAITH FAMILY PRACTICE | | | 1 | 100% | 1 |
| Gulf Shore Care Center | | | 1 | 100% | 1 |

COVID-19: testing by laboratory

Data through Nov 23, 2020 verified as of Nov 24, 2020 at 09:25 AM

Data in this report are provisional and subject to change.

The numbers in the table below represent the number of Florida and non-Florida residents for whom test results were received by the Department of Health. A person can be tested by more than one laboratory and can have both positive and negative results. **Therefore, the sum of the numbers in each column will be larger than the total number of people tested.**

| Reporting lab | Inconclusive | Negative | Positive | Percent positive | Total |
|---|--------------|----------|----------|------------------|-------|
| MDS PHARMA SERVICES | | 1 | | | 1 |
| UMASS MEMORIAL/MARLBORO HOSPITAL | | | 1 | 100% | 1 |
| HEALTHPARK MEDICAL CTR NURSING SVC | | 1 | | | 1 |
| HENRICO DOCTOR'S LABORATORY | | | 1 | 100% | 1 |
| Enterprise Health and Rehabilitation Center | | 1 | | | 1 |
| OAKWOOD HOSPITAL - SOUTHSORE | | | 1 | 100% | 1 |
| UHEALTH UNIVERSITY OF MIAMI | | | 1 | 100% | 1 |
| UF KANAPAHA LAB BEAKER | | 1 | | | 1 |
| EXCEL URGENT CARE OF NJ | | | 1 | 100% | 1 |
| SKYRIDGE CLINICAL ASSOCIATES | | 1 | | | 1 |
| BLOOMINGDALE PEDIATRIC ASSOCIATES PA | | | 1 | 100% | 1 |
| BLUE MED CONSULTANTS | | | 1 | 100% | 1 |
| PHYSICIANS PRIMARY CARE LEHIGH PEDS | | | 1 | 100% | 1 |
| SOUTHWEST ORLANDO FAMILY MEDICINE, PL | | | 1 | 100% | 1 |
| BELLE GLADES HEALTH CLINIC | | | 1 | 100% | 1 |
| BERKSHIRE MEDICAL CENTER | | | 1 | 100% | 1 |
| BLUEWATER TOXICOLOGY | | | 1 | 100% | 1 |
| POPLAR HEALTHCARE | | | 1 | 100% | 1 |
| PRACTITIONERS IN MOTION | | | 1 | 100% | 1 |
| HOSPICE OF MARTIN & ST LUCIE, INC | | 1 | | | 1 |
| POMONA VALLEY COMMUNITY HOSPITAL | | | 1 | 100% | 1 |
| PM PEDIATRICS OF SELDEN PLLC | | 1 | | | 1 |
| POETS WALK SARASOTA | | | 1 | 100% | 1 |
| CLEAR LAKE REGIONAL MEDICAL CENTER | | | 1 | 100% | 1 |
| PENINSULA REGIONAL MED CTR LAB | | | 1 | 100% | 1 |
| ST.ELIZABETH HEALTH CENTER | 1 | | | | 1 |
| ANDREWS INSTITUTE AMBULATORY SURGERY CENTER | | 1 | | | 1 |
| PEDIATRIC ASSOCIATES - JACKSONVILLE | | | 1 | 100% | 1 |
| PATHOLOGYT & LAB MEDICINE SERVICES | | | 1 | 100% | 1 |
| STONECREST MEDICAL CENTER | | 1 | | | 1 |
| AMD | | | 1 | 100% | 1 |
| CVS MINUTE CLINIC DIAGNOSTIC OF KANSAS, PA | | 1 | | | 1 |
| ST VINCENTS AMBULATORY CARE INC | | | 1 | 100% | 1 |
| CORDOVA FAMILY PRACTICE | | | 1 | 100% | 1 |
| BEACON AT GULF BREEZE, THE | | 1 | | | 1 |
| ST BARNABAS HOSPITAL | | 1 | | | 1 |
| ST JOHNS PEDIATRICS PA | | 1 | | | 1 |
| ASHLEY PEDIATRICS | | | 1 | 100% | 1 |
| PEDIATRIC HEALTHCARE ALLIANCE PA | | | 1 | 100% | 1 |
| CVS HEALTH, #5962 | | 1 | | | 1 |
| EXPRESS LAB LIVINGSTON | | | 1 | 100% | 1 |
| DEACONESS URGENT CARE CENTER | | | 1 | 100% | 1 |
| THYROID SPECIALTY LABORATORY | | | 1 | 100% | 1 |
| MAYO CLINIC BEACHES PRIMARY CARE CTR | | 1 | | | 1 |
| TANGLEWOOD MANOR | | 1 | | | 1 |
| SWEETWATER NURSING CENTER | | 1 | | | 1 |
| MEDICAL ASSOCIATES OF PINELLAS - LAB | | | 1 | 100% | 1 |

COVID-19: testing by laboratory

Data through Nov 23, 2020 verified as of Nov 24, 2020 at 09:25 AM

Data in this report are provisional and subject to change.

The numbers in the table below represent the number of Florida and non-Florida residents for whom test results were received by the Department of Health. A person can be tested by more than one laboratory and can have both positive and negative results. **Therefore, the sum of the numbers in each column will be larger than the total number of people tested.**

| Reporting lab | Inconclusive | Negative | Positive | Percent positive | Total |
|--|--------------|----------|----------|------------------|-------|
| CVS MINUTE CLINIC, LLC #22 | | 1 | | | 1 |
| THE HEART HOSPITAL BAYLOR PLANO | | | 1 | 100% | 1 |
| MARQUIS LABS, LLC | | 1 | | | 1 |
| DISCOVERY AT HOME, LLC | | | 1 | 100% | 1 |
| DOCS URGENT CARE | | | 1 | 100% | 1 |
| MARYLAND DEPARTMENT OF HEALTH AND MENTAL HYGIENE-LABORATORIES | | | 1 | 100% | 1 |
| THE LITTLE CLINIC | | | 1 | 100% | 1 |
| THE INTERNAL MEDICAL GROUP | | 1 | | | 1 |
| The Palms Nursing and Rehabilitation | | 1 | | | 1 |
| SV MOBILE HEALTH | | | 1 | 100% | 1 |
| STUART SURGERY CENTER, LLC | | | 1 | 100% | 1 |
| COVENANT HEALTH | | 1 | | | 1 |
| SUMMIT LABORATORY | | | 1 | 100% | 1 |
| CORPORATION OF AMERICA | | 1 | | | 1 |
| COOPER CLINIC | | | 1 | 100% | 1 |
| STEWARD MELBOURNE HOSPITAL, INC | | | 1 | 100% | 1 |
| VIERA HEALTH AND REHABILITATION CENTER | | | 1 | 100% | 1 |
| US LABORATORIES | | | 1 | 100% | 1 |
| SUN CLINICAL LABORATORIES | | | 1 | 100% | 1 |
| MEDICAL CLINIC OF HOUSTON | | | 1 | 100% | 1 |
| Crowne Place Assisted Living | | 1 | | | 1 |
| CQUENTIA NGS, LLC | | | 1 | 100% | 1 |
| URGENT DOC -NACOGODOCHES CLINIC | | | 1 | 100% | 1 |
| COVID PROCESSING SITE | | | 1 | 100% | 1 |
| UNIVERSITY OF WASHINGTON MEDICAL CENTER (UWMC) EMERGENCY DEPT. | | | 1 | 100% | 1 |
| BROOKDALE JENSEN BEACH | | 1 | | | 1 |
| VA OPTOMETRY CLINIC | | | 1 | 100% | 1 |
| SOUTH DADE NURSING & REHABILITATION CENTER | | | 1 | 100% | 1 |
| LAKEVIEW REGIONAL HOSPITAL | | | 1 | 100% | 1 |
| SPORTS MEDICINE CLINIC - U OF WYOMING | | | 1 | 100% | 1 |
| SPECTRUM LUDINGTON | | | 1 | 100% | 1 |
| UPMC NORTHWEST HOSPITAL | | | 1 | 100% | 1 |
| CAH ACQUISITION COMPANY 11 LLC | | | 1 | 100% | 1 |
| SIGNATURE CARE MIDLAND | | | 1 | 100% | 1 |
| SHANDS JACKSONVILLE CLINICAL CENTER | | | 1 | 100% | 1 |
| JACKSON MADISON CO. GEN. HOSPITAL | | | 1 | 100% | 1 |
| CELEBRATION FAMILY PHYSICIANS LLC | | | 1 | 100% | 1 |
| VALLEY MEDICAL LABORATORY | | | 1 | 100% | 1 |
| JOSEPH SCHENKER MD PC | | 1 | | | 1 |
| VETERANS AFFAIRS MEDICAL CENTER - GREATER LOS ANGELES | | | 1 | 100% | 1 |
| LIBERTY HEALTH CENTER | | | 1 | 100% | 1 |
| BLOOD SYSTEMS LABORATORIES | | | 1 | 100% | 1 |
| SUNY AT STONY BROOK | | | 1 | 100% | 1 |
| MANSFIELD MEDICAL LODGE | | | 1 | 100% | 1 |
| BL DIAGNOSTICS LLC | | | 1 | 100% | 1 |
| DOCTORS CARE - GREER | | 1 | | | 1 |
| SYNAPSE ANALYTICAL LABS | | 1 | | | 1 |

COVID-19: testing by laboratory

Data through Nov 23, 2020 verified as of Nov 24, 2020 at 09:25 AM

Data in this report are provisional and subject to change.

The numbers in the table below represent the number of Florida and non-Florida residents for whom test results were received by the Department of Health. A person can be tested by more than one laboratory and can have both positive and negative results. **Therefore, the sum of the numbers in each column will be larger than the total number of people tested.**

| Reporting lab | Inconclusive | Negative | Positive | Percent positive | Total |
|---|--------------|----------|----------|------------------|-------|
| TITUSVILLE CENTER FOR SURGICAL EXCELLENCE LLC | | 1 | | | 1 |
| BLUFFTON HEALTH CENTER | | | 1 | 100% | 1 |
| ST. LUCIE COUNTY HEALTH DEPARTMENT | | 1 | | | 1 |
| LITTLE FALLS HOSPITAL LABORATORY | | 1 | | | 1 |
| SPRINGFIELD HOSPITAL | | | 1 | 100% | 1 |
| ST. LUKE'S HOSPITAL - BETHLEHEM CAMPUS | | 1 | | | 1 |
| SUN CITY DIAGNOSTIC CENTER | | | 1 | 100% | 1 |
| TRUMAN MEDICAL CENTER - HOSPITAL HILL | | | 1 | 100% | 1 |
| BOULDER COMMUNITY HOSPITAL | | | 1 | 100% | 1 |
| LAURELLWOOD NURSING CENTER | | 1 | | | 1 |
| MINUTECLINIC DIAGNOSTIC OF NEW MEXICO LLC #7552 | | 1 | | | 1 |
| DEPARTMENT OF HEALTH AND ENVIRONMENTAL CONTROL | | | 1 | 100% | 1 |
| LATCHER LABORATORY OF A O FOX MEMORIAL | | 1 | | | 1 |
| NORTH SHORE HEMATOLOGY-ONCOLOGY ASSOCIATES | | 1 | | | 1 |
| COBLESKILL REGIONAL HOSPITAL | | 1 | | | 1 |
| CONSULATE HEALTH CARE OF VERO BEACH | | | 1 | 100% | 1 |
| DEPT OF VA MEDICAL CENTER - MIAMI | | | 1 | 100% | 1 |
| NEW GEN LABS | | | 1 | 100% | 1 |
| MEMORIAL HERMANN SOUTHWEST HOSPITAL | | | 1 | 100% | 1 |
| Boynton Beach Rehabilitation Center | | 1 | | | 1 |
| BOSTON MEDICAL CENTER | | | 1 | 100% | 1 |
| DOCTORS MEMORIAL HOSP HOME HEALTH CARE | | 1 | | | 1 |
| METHODIST MANSFIELD MEDICAL CENTER | | | 1 | 100% | 1 |
| Metairie Healthcare Center | | | 1 | 100% | 1 |
| COASTAL SKIN SURGERY AND DERMATOLOGY PL | | 1 | | | 1 |
| CHRISTIANA HOSPITAL | | 1 | | | 1 |
| NEW ERA HEALTH CENTER INC | | 1 | | | 1 |
| NORTHEAST TEXAS DIALYSIS | | 1 | | | 1 |
| CHILDREN'S MEDICAL GROUP | | 1 | | | 1 |
| CHI ST. LUKE'S HEALTH BCM MEDICAL CENTER | | | 1 | 100% | 1 |
| OCALA FAMILY MEDICAL CENTER | | 1 | | | 1 |
| NORTON HEALTHCARE | | | 1 | 100% | 1 |
| CINNAMON COVE ALF | | 1 | | | 1 |
| LAKEVIEW HEALTH CARE SYSTEM LLC | | | 1 | 100% | 1 |
| MORGAN STANELY HEALTH CENTER | | 1 | | | 1 |
| NORTHCREST MEDICAL CENTER | | | 1 | 100% | 1 |
| MOUNT SINAI COMPREHENSIVE CANCER CENTER | | | 1 | 100% | 1 |
| LAKELAND MEDICAL CENTER | | | 1 | 100% | 1 |
| CLAYMED OF NORTH FLORIDA | | | 1 | 100% | 1 |
| CLINICAL TRIALS OF TAMPA LLC | | 1 | | | 1 |
| CLERMONT PEDIATRICS, PA | | | 1 | 100% | 1 |
| MICHIGAN HEALTH CLINIC LABORATORIES | | 1 | | | 1 |
| CLINCLOUD, LLC | | | 1 | 100% | 1 |
| MINUTECLINIC LLC # 3930 | | | 1 | 100% | 1 |
| WESTOX LABS | | 1 | | | 1 |
| WESTON COUNTY HEALTH SERVICES | | | 1 | 100% | 1 |
| SPRINGHILL SENIOR RESIDENCE | | 1 | | | 1 |

COVID-19: testing by laboratory

Data through Nov 23, 2020 verified as of Nov 24, 2020 at 09:25 AM

Data in this report are provisional and subject to change.

The numbers in the table below represent the number of Florida and non-Florida residents for whom test results were received by the Department of Health. A person can be tested by more than one laboratory and can have both positive and negative results. **Therefore, the sum of the numbers in each column will be larger than the total number of people tested.**

| Reporting lab | Inconclusive | Negative | Positive | Percent positive | Total |
|---|--------------|----------|----------|------------------|-------|
| WELLINGTON WEST 100176 | | | 1 | 100% | 1 |
| Washington County Nursing H0me | | | 1 | 100% | 1 |
| WALGREENS #5130 | | | 1 | 100% | 1 |
| ST. LUKES HOSPITAL | | | 1 | 100% | 1 |
| COMMONWEALTH OF VIRGINIA DIVISION OF CONSOLIDATED LABORATORY SERVICES | | | 1 | 100% | 1 |
| CLINICAL LABORATORY | | 1 | | | 1 |
| Metro West Nursing and Rehab | | | 1 | 100% | 1 |
| WASHINGTON STATE DEPARTMENT OF HEALTH PUBLIC HEALTH LABORATORIES | | | 1 | 100% | 1 |
| CITRONELLE HEALTH AND REHABILITATION CENTER | | 1 | | | 1 |
| LIFE CARE CENTER OF GWINNETT | | 1 | | | 1 |
| YUMA REGIONAL MEDICAL CENTER | | | 1 | 100% | 1 |
| NDX-CORE LAB | | | 1 | 100% | 1 |
| MEDICAL CENTER OF THE ROCKIES | | | 1 | 100% | 1 |
| BRANDON OUTREACH CLINIC | | | 1 | 100% | 1 |
| BROOKSVILLE REGIONAL HOSPITAL | | | 1 | 100% | 1 |
| MEDICAL UNIVERSITY SC HOSPITAL | | | 1 | 100% | 1 |
| MISSION HOSPITAL | | | 1 | 100% | 1 |
| SOUTHERN HILLS MEDICAL CENTER | | | 1 | 100% | 1 |
| SPEARHEAD MEDICAL | | | 1 | 100% | 1 |
| WHEATON FRANCISCAN LABORATORY | | | 1 | 100% | 1 |
| CENTRAL FLORIDA PEDIATRIC URGENT CARE LLC | | | 1 | 100% | 1 |
| CARE CENTERS OF NASSAU, LLC - HENDRICKS RD | | 1 | | | 1 |
| LILY PHARMACY | | 1 | | | 1 |
| CARESPOT EXPRESS HEALTHCARE BOYNTON BEACH | | | 1 | 100% | 1 |
| SEATTLE-KING COUNTY | | | 1 | 100% | 1 |
| WALKIN MEDICAL URGENT CARE,NEW CITY | | | 1 | 100% | 1 |
| WALKONCLINIC | | | 1 | 100% | 1 |
| MINUTECLINIC DIAGNOSTIC OF NORTH CAROLINA PC #5341 | | 1 | | | 1 |
| FAMILY CARE PARTNERS URGENT CARE LLC | | | 1 | 100% | 1 |
| ENCOMPASS HEALTH HOME HEALTH | | 1 | | | 1 |
| MEDICAL ASSOCIATES OF BREVARD LLC | | 1 | | | 1 |
| WALGREENS #06025 | | 1 | | | 1 |
| WARD MEMORIAL HOSPITAL | | 1 | | | 1 |
| MACCLENNY NURSING AND REHAB | | | 1 | 100% | 1 |
| LSU MEDICAL CENTER | | | 1 | 100% | 1 |
| WOODLAND TOWERS | | | 1 | 100% | 1 |
| XSTREMEMD | | | 1 | 100% | 1 |
| MEDFAST URGENT CARE CENTERS, LLC | | 1 | | | 1 |
| MID-FLORIDA PATHOLOGY LLC | | 1 | | | 1 |
| MED TECH CLINICAL LABORATORY | | 1 | | | 1 |
| ELMHURST MEMORIAL HOSPITAL | | | 1 | 100% | 1 |
| Florida Baptist Retirement Center | | 1 | | | 1 |
| UNIVERSITY OF BALTIMORE WASHINGTON MEDICAL CENTER | | | 1 | 100% | 1 |
| FAMILY MEDICAL CENTERS | | | 1 | 100% | 1 |
| BAPTIST HEALTH SURGERY CENTER | | | 1 | 100% | 1 |
| FLORIDA DEPARTMENT OF HEALTH WASHINGTON COUNTY | | 1 | | | 1 |
| TMH CANCER CENTER LABORATORY | | | 1 | 100% | 1 |

COVID-19: testing by laboratory

Data through Nov 23, 2020 verified as of Nov 24, 2020 at 09:25 AM

Data in this report are provisional and subject to change.

The numbers in the table below represent the number of Florida and non-Florida residents for whom test results were received by the Department of Health. A person can be tested by more than one laboratory and can have both positive and negative results. **Therefore, the sum of the numbers in each column will be larger than the total number of people tested.**

| Reporting lab | Inconclusive | Negative | Positive | Percent positive | Total |
|---|--------------|----------|----------|------------------|-------|
| FLORIDA DEPARTMENT OF HEALTH PALM BEACH COUNTY | | | 1 | 100% | 1 |
| USF PHYSICIANS GROUP | | | 1 | 100% | 1 |
| MULBERRY'S MOBILE PROVIDER SERVICES LLC | | | 1 | 100% | 1 |
| MRMC LAB MICRO | | | 1 | 100% | 1 |
| MEDICAL LIFE-INC GUIDEWELL EMERGENCY MEDICINE | | | 1 | 100% | 1 |
| MERITER LABORATORIES | | | 1 | 100% | 1 |
| EAST TENNESSEE STATE UNIVERSITY | | 1 | | | 1 |
| UTAH DEPARTMENT OF HEALTH | | | 1 | 100% | 1 |
| NAPHCARE INC | | 1 | | | 1 |
| MEMORIAL HEALTH SYSTEM | | 1 | | | 1 |
| METRO HEALTH HOSPITAL LABORATORY | | 1 | | | 1 |
| METROHEALTH SYSTEM | | | 1 | 100% | 1 |
| HEALTHCARE FOR THE HOMELESS | | | 1 | 100% | 1 |
| HEALTH ALLIANCE | | | 1 | 100% | 1 |
| UNIVERSITY OF MARYLAND PATHOLOGY ASSOCIATES | | | 1 | 100% | 1 |
| HEALTH PLUS SUNRISE MEDICAL OFFICE | | | 1 | 100% | 1 |
| INN AT LAKE SEMINOLE SQUARE, THE | | 1 | | | 1 |
| EXACCARE KINGSTON, LLC | | | 1 | 100% | 1 |
| TREASURE COAST MEDICAL CONCIERGE LLC | | | 1 | 100% | 1 |
| MINNESOTA DEPARTMENT OF HEALTH LABORATORY | | | 1 | 100% | 1 |
| Trucare Living Centers - Columbus | | 1 | | | 1 |
| HOUSTON DEPARTMENT OF HEALTH AND HUMAN SERVICES | | | 1 | 100% | 1 |
| UMHC HOLLYWOOD LABORATORY | | | 1 | 100% | 1 |
| HERNANDO COUNTY HEALTH DEPT | | | 1 | 100% | 1 |
| URGENT CARE AND SURGERY CENTER | | | 1 | 100% | 1 |
| FLORIDA HOSPITAL ORMOND BEACH | | | 1 | 100% | 1 |
| WELLMED AT FORT PIERCE | | 1 | | | 1 |
| LUMICO LIFE INSURANCE COMPANY | | 1 | | | 1 |
| WESTWOOD NURSING & REHAB | | 1 | | | 1 |
| LRGHEALTHCARE | | 1 | | | 1 |
| Florida Clinical Laboratory | | | 1 | 100% | 1 |
| Livingston County Center for Nursing and Rehabilitation | | 1 | | | 1 |
| FLORIDA MEDICAL CLINIC -INTERNAL MED DADE CITY | | | 1 | 100% | 1 |
| GRAND VIEW HOSPITAL | | | 1 | 100% | 1 |
| USC VERDUGO HILLS HOSPITAL | | | 1 | 100% | 1 |
| HALEYVILLE HEALTH CARE CENTER | | 1 | | | 1 |
| Manatee Springs Rehabilitation and Nursing Center | | 1 | | | 1 |
| M&V SAN JOSE MEDICAL CENTER | | | 1 | 100% | 1 |
| LAWRENCE GENERAL HOSPITAL | | | 1 | 100% | 1 |
| LAKE REGIONAL HEALTH | | | 1 | 100% | 1 |
| HALIFAX HEALTH PRIMARY CARE | | | 1 | 100% | 1 |
| WHITE WILSON MEDICAL CENTER NEPHROLOGY | | | 1 | 100% | 1 |
| SOUTH LAKE FAMILY HEALTH CENTER | | | 1 | 100% | 1 |
| PROFESSIONAL HEALTH EXAMINERS | | | 1 | 100% | 1 |
| PULSE & REMEDY LLC | | | 1 | 100% | 1 |
| PSL JAX BEACH OPERATIONS LLC | | | 1 | 100% | 1 |
| COVID TESTING LLC | | | 1 | 100% | 1 |

COVID-19: testing by laboratory

Data through Nov 23, 2020 verified as of Nov 24, 2020 at 09:25 AM

Data in this report are provisional and subject to change.

The numbers in the table below represent the number of Florida and non-Florida residents for whom test results were received by the Department of Health. A person can be tested by more than one laboratory and can have both positive and negative results. **Therefore, the sum of the numbers in each column will be larger than the total number of people tested.**

| Reporting lab | Inconclusive | Negative | Positive | Percent positive | Total |
|---|--------------|----------|----------|------------------|-------|
| SOUTHERN SPRINGS HEALTH CARE | | 1 | | | 1 |
| SPECTRUM LABORATORY | | | 1 | 100% | 1 |
| CYPRESS VILLAGE REHAB CENTER | | 1 | | | 1 |
| GENEIQ | | | 1 | 100% | 1 |
| GIFFORD MEMORIAL HOSPITAL | | 1 | | | 1 |
| SOUTHWEST REGIONAL PCR LABORATORY | | | 1 | 100% | 1 |
| SOUTHWOOD NURSING & RETIREMENT CENTER | | 1 | | | 1 |
| POUDRE VALLEY HOSPITAL | | | 1 | 100% | 1 |
| Courtyards of Orlando Care Center | | 1 | | | 1 |
| San Antonio Residence and Rehabilitation Center | | 1 | | | 1 |
| SAINT JOSEPHS HOSPITAL OF ATLANTA | | | 1 | 100% | 1 |
| VIVEX/UMTB BIOMEDICAL | | | 1 | 100% | 1 |
| Vi at Aventura | | 1 | | | 1 |
| SCRIPPS CLINIC MEDICAL | | | 1 | 100% | 1 |
| CHIEFLAND MEDICAL CENTER | | | 1 | 100% | 1 |
| CHILDRENS SPECIALIST PEDIATRIC PULMMOLOGY & | | | 1 | 100% | 1 |
| INTEGRATED REGIONAL LABS | | | 1 | 100% | 1 |
| COMMUNITY | | | 1 | 100% | 1 |
| WEST COAST FAMILY MEDICAL CARE | | | 1 | 100% | 1 |
| QUALITY LAB | | | 1 | 100% | 1 |
| CLINICAL LABORATORIES OF THE BUFFALO | | 1 | | | 1 |
| CLEVELAND CLINIC IMAGING | | | 1 | 100% | 1 |
| REGIONAL MEDICAL CENTER BAYONET POINT | | | 1 | 100% | 1 |
| INN AT ASTON GARDENS, THE | | 1 | | | 1 |
| FLORIDA SCHOOL FOR THE DEAF AND THE BLIND | | | 1 | 100% | 1 |
| OVIEDO CHILDRENS HEALTH CENTER LLC | | 1 | | | 1 |
| FLORIDA HOSPITAL TRANSPLANT CENTER | | 1 | | | 1 |
| TENNOVA ER - SANGO | | | 1 | 100% | 1 |
| ADVENTHEALTH MEDICAL GROUP ADULT AND SENIOR HEALTH | | | 1 | 100% | 1 |
| ADVENTIST HEALTH SYSTEMS SUNBELT INC DBA | | | 1 | 100% | 1 |
| TENNESSEE VALLEY HCS | | | 1 | 100% | 1 |
| The Pines at Poughkeepsie Center for Nursing and Rehabilitation | | 1 | | | 1 |
| ARDEN COURTS OF WINTER SPRINGS | | | 1 | 100% | 1 |
| THE VILLAGES HEALTH | | | 1 | 100% | 1 |
| NURSING PLUS OF BROWARD LLC | | 1 | | | 1 |
| ARBOR TERRACE SAN JOSE LLC | | 1 | | | 1 |
| OMNICARE PHARMACY OF TEXAS 1, LP | | 1 | | | 1 |
| FLORIDA HOSPITAL LAB | | | 1 | 100% | 1 |
| Oakview Manor Health and Rehab | | 1 | | | 1 |
| TAMPA INTERNATIONAL AIRPORT | | | 1 | 100% | 1 |
| GATEWAY LABORATORIES | | 1 | | | 1 |
| EAST FL CORE LAB | | | 1 | 100% | 1 |
| EASTERN FLORIDA STATE COLLEGE – PALM BAY CAMPUS | | | 1 | 100% | 1 |
| DRR JMC URGENT CARE DONALD ROSS | | | 1 | 100% | 1 |
| ST JOSEPH'S HOSPITAL LABORATORY | | | 1 | 100% | 1 |
| DELAWARE DIAGNOSTICS LABS | | | 1 | 100% | 1 |
| DIXITKUMAR N MODI MD PA | | | 1 | 100% | 1 |

COVID-19: testing by laboratory

Data through Nov 23, 2020 verified as of Nov 24, 2020 at 09:25 AM

Data in this report are provisional and subject to change.

The numbers in the table below represent the number of Florida and non-Florida residents for whom test results were received by the Department of Health. A person can be tested by more than one laboratory and can have both positive and negative results. **Therefore, the sum of the numbers in each column will be larger than the total number of people tested.**

| Reporting lab | Inconclusive | Negative | Positive | Percent positive | Total |
|--|--------------|-----------|-----------|------------------|------------|
| PELICAN LANDING | | 1 | | | 1 |
| FRESENIUS SOUTH FORT MYERS | | 1 | | | 1 |
| ADVENTHEALTH CENTRA CARE ORANGE LAKE | | 1 | | | 1 |
| PARKWAY REGIONAL MEDICAL CENTER LAB | | | 1 | 100% | 1 |
| ST. PETERSBURG PEDIATRICS- 38TH AVENUE | | | 1 | 100% | 1 |
| ST. MARY MEDICAL CENTER | | 1 | | | 1 |
| PEDIATRIC HEALTH CARE ALLIANCE, NORTH SIDE | | | 1 | 100% | 1 |
| 2504-HOMEWOOD | | 1 | | | 1 |
| Total | 50,452 | 9,279,441 | 1,214,279 | 12% | 10,544,172 |