

COVID-19: summary of persons monitored, persons tested, and cases

Data through Oct 25, 2020 verified as of Oct 26, 2020 at 09:25 AM

Data in this report are provisional and subject to change.

| | |
|--|---------|
| Monitored persons: people the Florida Department of Health was notified of for possible monitoring because they are a contact of a case, traveled from China, or were identified by the Centers for Disease Control and Prevention (CDC) as a part of a airline/ship contact investigation | |
| Total reports | 335,244 |
| Total persons of high, medium, or unknown risk | 331,611 |
| High/medium/unknown risk still being monitored | 27,220 |

| | | |
|--|-------------------|-----------------------|
| Persons tested: includes PCR and antigen test results received by the Department of Health from the state public health laboratory (BPHL), as well as commercial and hospital laboratories | | |
| | Florida residents | Non-Florida residents |
| Total tested | 5,969,240 | 22,828 |
| Positive | 771,989 | 10,024 |
| Negative | 5,189,980 | 12,756 |
| Inconclusive | 7,271 | 48 |

| | |
|--|---------|
| Cases: people with positive PCR or antigen test result | |
| Total cases | 782,013 |
| Florida residents | 771,989 |
| Non-Florida residents | 10,024 |
| Type of testing | |
| Florida residents | 771,989 |
| Positive by BPHL/CDC | 28,279 |
| Positive by commercial/hospital lab | 743,710 |
| PCR positive | 742,588 |
| Antigen positive | 29,401 |
| Non-Florida residents | 10,024 |
| Positive by BPHL/CDC | 290 |
| Positive by commercial/hospital lab | 9,734 |
| PCR positive | 9,164 |
| Antigen positive | 860 |
| Characteristics | |
| Florida residents hospitalized | 48,281 |
| Florida resident deaths | 16,449 |
| Non-Florida resident deaths | 203 |
| Hospitalized counts include anyone who was hospitalized at some point during their illness. It does not reflect the number of people currently hospitalized. | |
| More information on deaths identified through death certificate data is available on the National Center for Health Statistics website at www.cdc.gov/nchs/nvss/vsrr/COVID19/index.htm . | |
| Risk factors for Florida residents | |
| Traveled | 6,855 |
| Contact with a known case | 290,686 |
| Traveled and contact with a known case | 7,487 |
| Neither | 466,961 |
| No travel and no contact | 102,584 |
| Travel is unknown | 252,489 |
| Contact is unknown | 202,001 |
| Contact is pending | 141,879 |
| Travel can be unknown and contact can be unknown or pending for the same case, these numbers will sum to more than the "neither" total. | |

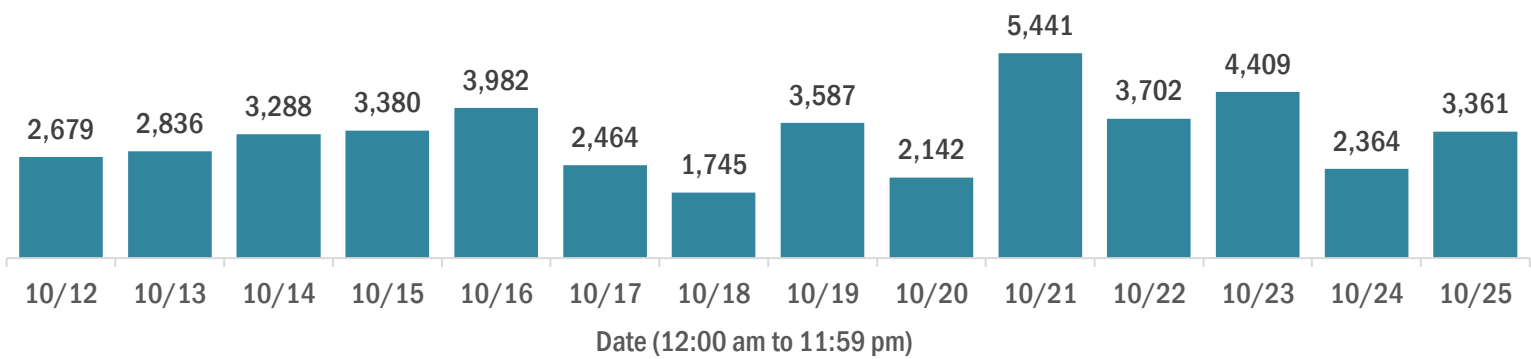
COVID-19: cases and laboratory testing over time

Data through Oct 25, 2020 verified as of Oct 26, 2020 at 09:25 AM

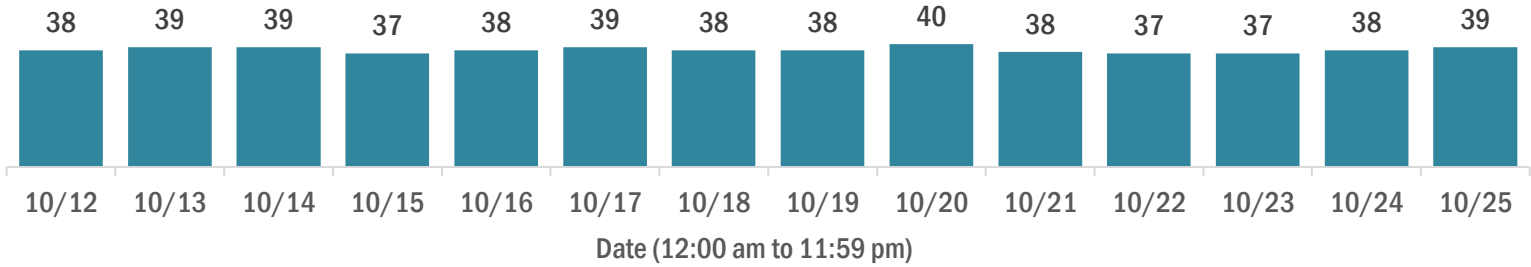
Data in this report are provisional and subject to change.

Cases in Florida residents per day for the past 2 weeks

Number of cases per day



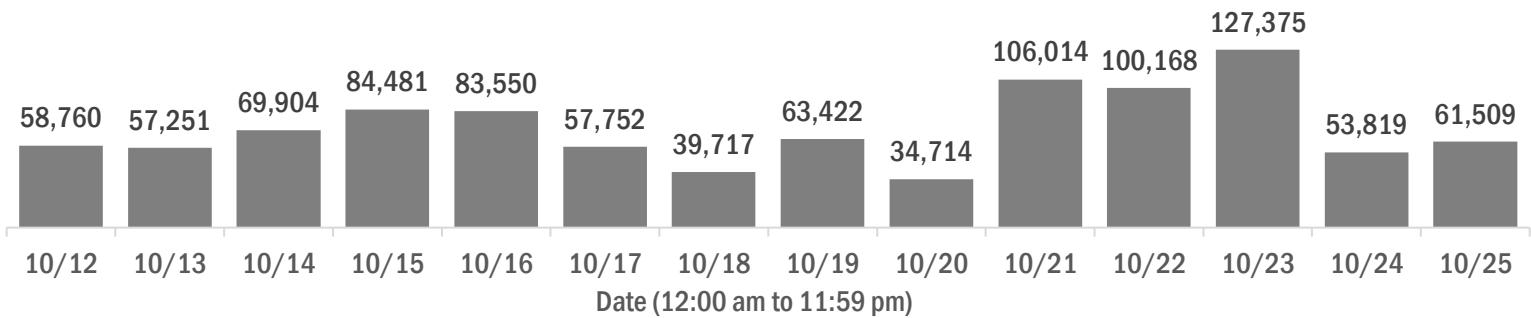
Median age of cases by day



Laboratory testing for Florida residents over the past 2 weeks

Number of Florida residents tested per day

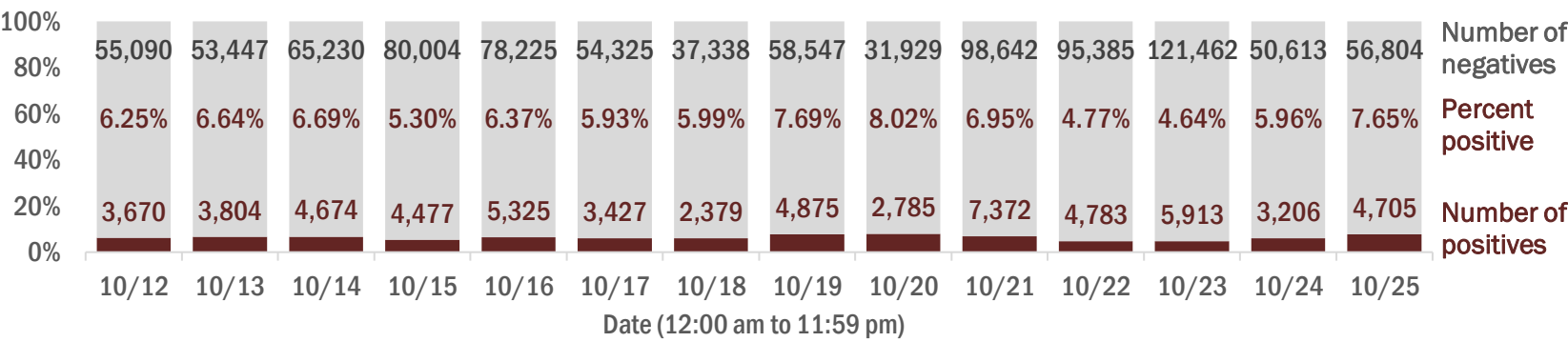
These counts include the number of people for whom the Department received PCR or antigen laboratory results by day. People tested on multiple days will be included for each day a new result was received. A person is only counted once for each day they are tested, regardless of whether multiple specimens are tested or multiple results are received.



Number and percent of Florida residents with positive test results

The percent of positive results ranged from 4.64% to 8.02% over the past 2 weeks and was 7.65% yesterday.

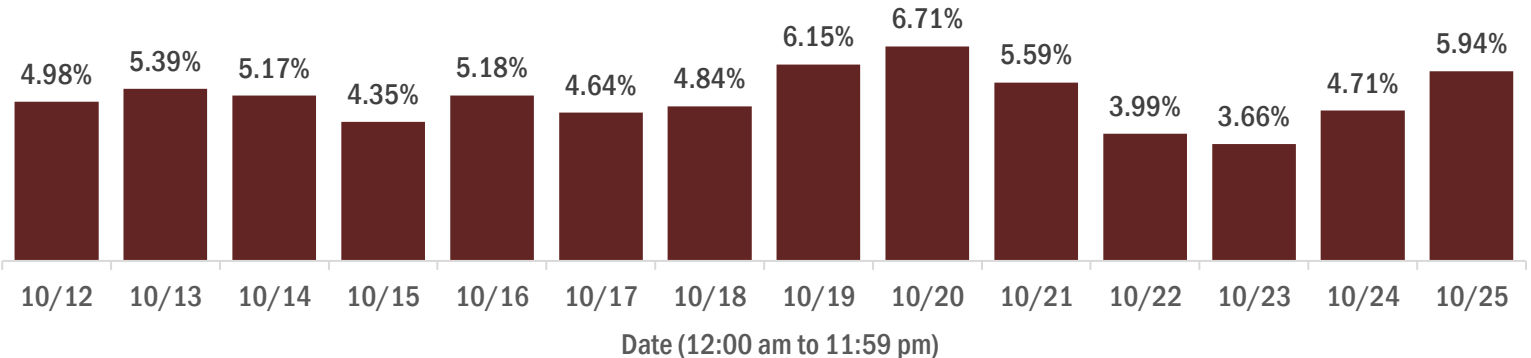
These counts include the number of people for whom the Department received PCR or antigen laboratory results by day. People tested on multiple days will be included for each day a new result was received. A person is only counted once for each day they are tested, regardless of whether multiple specimens are tested or multiple results are received. If a person has a positive specimen and a negative specimen in the same day, only the positive result is counted.



Percent positivity for new cases in Florida residents

The percent of positive results ranged from 3.66% to 6.71% over the past 2 weeks and was 5.94% yesterday.

This percent is the number of people who test PCR- or antigen-positive for the first time divided by all the people tested that day, excluding people who have previously tested positive.



COVID-19: characteristics of 771,989 Florida resident cases

Data through Oct 25, 2020 verified as of Oct 26, 2020 at 09:25 AM

Data in this report are provisional and subject to change.

| Age group | Cases | | Hospitalizations | | Deaths | |
|-------------|---------|-----------------|------------------|-----------------|--------|-----|
| 0-4 years | 13,045 | <div></div> 2% | 315 | <div></div> 1% | 0 | 0% |
| 5-14 years | 33,923 | <div></div> 4% | 293 | <div></div> 1% | 5 | 0% |
| 15-24 years | 125,552 | <div></div> 16% | 1,284 | <div></div> 3% | 32 | 0% |
| 25-34 years | 140,746 | <div></div> 18% | 2,696 | <div></div> 6% | 98 | 1% |
| 35-44 years | 122,630 | <div></div> 16% | 4,064 | <div></div> 8% | 278 | 2% |
| 45-54 years | 120,851 | <div></div> 16% | 6,009 | <div></div> 12% | 670 | 4% |
| 55-64 years | 100,234 | <div></div> 13% | 8,485 | <div></div> 18% | 1,814 | 11% |
| 65-74 years | 59,921 | <div></div> 8% | 9,593 | <div></div> 20% | 3,521 | 21% |
| 75-84 years | 34,471 | <div></div> 4% | 9,015 | <div></div> 19% | 4,776 | 29% |
| 85+ years | 19,619 | <div></div> 3% | 6,519 | <div></div> 14% | 5,254 | 32% |
| Unknown | 997 | <div></div> 0% | 8 | <div></div> 0% | 1 | 0% |
| Total | 771,989 | | 48,281 | | 16,449 | |

| Gender | Cases | |
|---------|---------|-----------------|
| Female | 397,132 | <div></div> 51% |
| Male | 371,071 | <div></div> 48% |
| Unknown | 3,786 | <div></div> 0% |
| Total | 771,989 | |

| Ethnicity | Cases | | Hospitalizations | | Deaths | |
|--------------|---------|-----------------|------------------|-----------------|--------|-----|
| Hispanic | 225,812 | <div></div> 29% | 13,772 | <div></div> 29% | 4,219 | 26% |
| Non-Hispanic | 335,963 | <div></div> 44% | 31,795 | <div></div> 66% | 11,006 | 67% |
| Unknown | 210,214 | <div></div> 27% | 2,714 | <div></div> 6% | 1,224 | 7% |
| Total | 771,989 | | 48,281 | | 16,449 | |

| Race and ethnicity | Cases | | Hospitalizations | | Deaths | |
|--------------------|---------|-----------------|------------------|-----------------|--------|-----|
| White | 364,115 | <div></div> 47% | 29,464 | <div></div> 61% | 11,489 | 70% |
| Hispanic | 148,787 | <div></div> 19% | 9,623 | <div></div> 20% | 3,350 | 20% |
| Non-Hispanic | 190,756 | <div></div> 25% | 18,827 | <div></div> 39% | 7,574 | 46% |
| Unknown | 24,572 | <div></div> 3% | 1,014 | <div></div> 2% | 565 | 3% |
| Black | 117,216 | <div></div> 15% | 11,214 | <div></div> 23% | 3,099 | 19% |
| Hispanic | 5,566 | <div></div> 1% | 475 | <div></div> 1% | 125 | 1% |
| Non-Hispanic | 102,048 | <div></div> 13% | 10,427 | <div></div> 22% | 2,850 | 17% |
| Unknown | 9,602 | <div></div> 1% | 312 | <div></div> 1% | 124 | 1% |
| Other race | 106,052 | <div></div> 14% | 6,012 | <div></div> 12% | 1,284 | 8% |
| Hispanic | 53,737 | <div></div> 7% | 3,325 | <div></div> 7% | 623 | 4% |
| Non-Hispanic | 36,096 | <div></div> 5% | 2,400 | <div></div> 5% | 539 | 3% |
| Unknown | 16,219 | <div></div> 2% | 287 | <div></div> 1% | 122 | 1% |
| Unknown race | 184,606 | <div></div> 24% | 1,591 | <div></div> 3% | 577 | 4% |
| Hispanic | 17,722 | <div></div> 2% | 349 | <div></div> 1% | 121 | 1% |
| Non-Hispanic | 7,063 | <div></div> 1% | 141 | <div></div> 0% | 43 | 0% |
| Unknown | 159,821 | <div></div> 21% | 1,101 | <div></div> 2% | 413 | 3% |
| Total | 771,989 | | 48,281 | | 16,449 | |

Hospitalization counts include anyone who was hospitalized at some point during their illness. It does not reflect the number of people currently hospitalized. **Other race** includes any person with a race of American Indian/Alaskan native, Asian, native Hawaiian/Pacific Islander, or other.

COVID-19: deaths in Florida residents and staff of long-term care facilities

Data through Oct 25, 2020 verified as of Oct 26, 2020 at 09:25 AM

Data in this report are provisional and subject to change.

For current cases in residents or staff of long-term care facilities, please visit: <https://floridahealthcovid19.gov/>

| County | Deaths | | County | Deaths | | County | Deaths | |
|--------------|--------|-----------------|--------------|--------|----------------|------------|--------|----------------|
| Dade | 839 | <div></div> 13% | Charlotte | 71 | <div></div> 1% | Washington | 12 | <div></div> 0% |
| Palm Beach | 713 | <div></div> 11% | Osceola | 71 | <div></div> 1% | Gadsden | 11 | <div></div> 0% |
| Pinellas | 570 | <div></div> 9% | Indian River | 64 | <div></div> 1% | Gilchrist | 11 | <div></div> 0% |
| Broward | 442 | <div></div> 7% | Okaloosa | 64 | <div></div> 1% | Lafayette | 8 | <div></div> 0% |
| Hillsborough | 350 | <div></div> 5% | Jackson | 60 | <div></div> 1% | Calhoun | 6 | <div></div> 0% |
| Polk | 325 | <div></div> 5% | Clay | 59 | <div></div> 1% | Jefferson | 6 | <div></div> 0% |
| Lee | 258 | <div></div> 4% | Citrus | 55 | <div></div> 1% | Baker | 4 | <div></div> 0% |
| Duval | 220 | <div></div> 3% | Suwannee | 52 | <div></div> 1% | Flagler | 3 | <div></div> 0% |
| Brevard | 219 | <div></div> 3% | Highlands | 40 | <div></div> 1% | Holmes | 3 | <div></div> 0% |
| Sarasota | 196 | <div></div> 3% | Leon | 39 | <div></div> 1% | Monroe | 3 | <div></div> 0% |
| Orange | 180 | <div></div> 3% | St. Johns | 38 | <div></div> 1% | Taylor | 3 | <div></div> 0% |
| Volusia | 165 | <div></div> 2% | Bay | 35 | <div></div> 1% | Bradford | 2 | <div></div> 0% |
| St. Lucie | 164 | <div></div> 2% | Alachua | 33 | <div></div> 0% | Hardee | 2 | <div></div> 0% |
| Marion | 157 | <div></div> 2% | Sumter | 27 | <div></div> 0% | Levy | 2 | <div></div> 0% |
| Seminole | 154 | <div></div> 2% | Columbia | 23 | <div></div> 0% | Desoto | 1 | <div></div> 0% |
| Manatee | 141 | <div></div> 2% | Nassau | 23 | <div></div> 0% | Dixie | 1 | <div></div> 0% |
| Escambia | 125 | <div></div> 2% | Hendry | 19 | <div></div> 0% | Gulf | 1 | <div></div> 0% |
| Collier | 113 | <div></div> 2% | Santa Rosa | 19 | <div></div> 0% | Liberty | 1 | <div></div> 0% |
| Pasco | 106 | <div></div> 2% | Putnam | 18 | <div></div> 0% | | | |
| Martin | 101 | <div></div> 2% | Madison | 16 | <div></div> 0% | | | |
| Lake | 97 | <div></div> 1% | Okeechobee | 15 | <div></div> 0% | | | |
| Hernando | 78 | <div></div> 1% | Walton | 14 | <div></div> 0% | | | |
| | | | | | | Total | 6,648 | |

Note: cases are summarized by the county of usual residence. Residents and staff may be cases associated with facilities that are not in their county of usual residence, resulting in cases being included below for counties that do not have facilities with known cases.

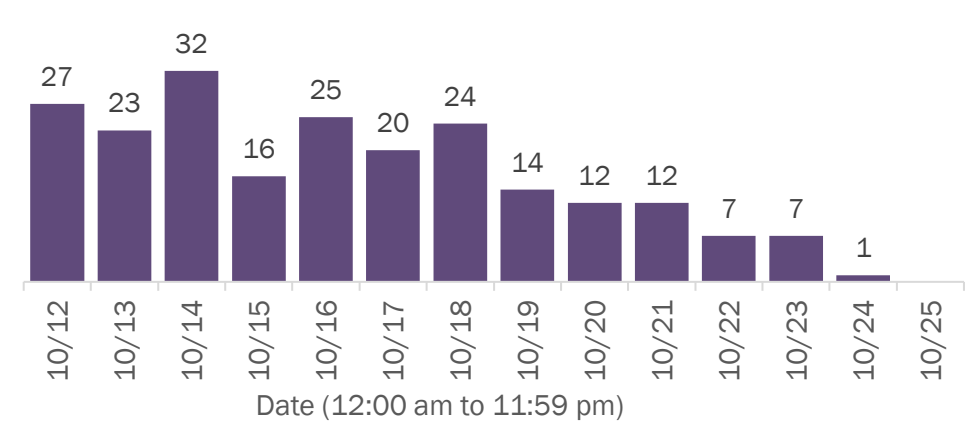
COVID-19: cases in Florida residents who have died

Data through Oct 25, 2020 verified as of Oct 26, 2020 at 09:25 AM

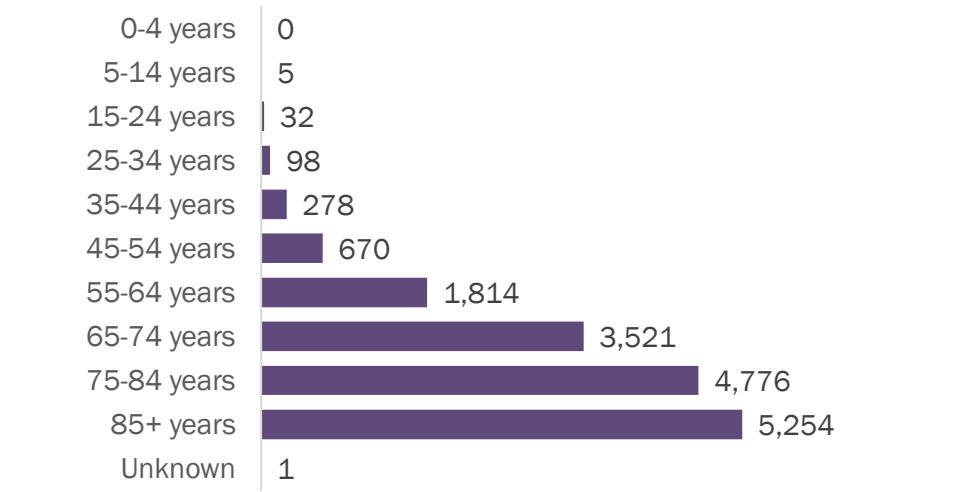
Data in this report are provisional and subject to change.

Demographics for all identified COVID-19 deaths: 16,449

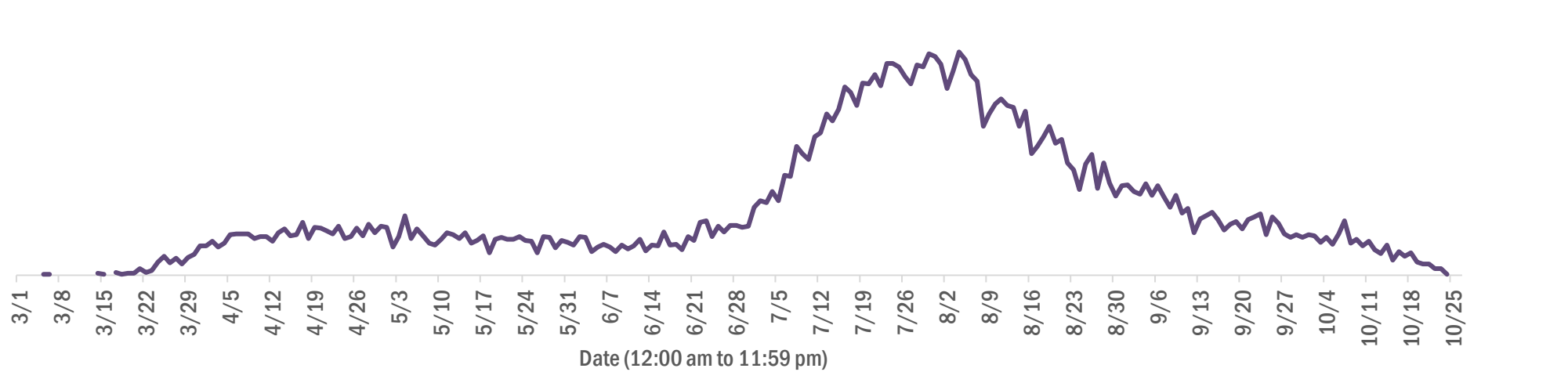
Deaths by date of death for the past 2 weeks



Deaths by age group



Deaths by date of death since March 2020



| Age group | Deaths | Cases | Case fatality rate | Mortality rate per 100,000 population |
|-------------|--------|---------|--------------------|---------------------------------------|
| 0-4 years | 0 | 13,045 | 0.0% | 0.0 |
| 5-14 years | 5 | 33,923 | 0.0% | 0.2 |
| 15-24 years | 32 | 125,552 | 0.0% | 1.3 |
| 25-34 years | 98 | 140,746 | 0.1% | 3.5 |
| 35-44 years | 278 | 122,630 | 0.2% | 10.7 |
| 45-54 years | 670 | 120,851 | 0.6% | 24.0 |
| 55-64 years | 1,814 | 100,234 | 1.8% | 62.7 |
| 65-74 years | 3,521 | 59,921 | 5.9% | 145.1 |
| 75-84 years | 4,776 | 34,471 | 13.9% | 340.1 |
| 85+ years | 5,254 | 19,619 | 26.8% | 909.7 |
| Unknown | 1 | 997 | 0.1% | |
| Total | 16,449 | 771,989 | 2.1% | 76.2 |

| Gender | Deaths | Cases | Case fatality rate | Mortality rate per 100,000 population |
|---------|--------|---------|--------------------|---------------------------------------|
| Male | 9,086 | 371,071 | 2.4% | 86.1 |
| Female | 7,363 | 397,132 | 1.9% | 66.7 |
| Unknown | 0 | 3,786 | 0.0% | |
| Total | 16,449 | 771,989 | 2.1% | 76.2 |

| Race | Deaths | Cases | Case fatality rate | Mortality rate per 100,000 population |
|---------|--------|---------|--------------------|---------------------------------------|
| White | 11,489 | 364,115 | 3.2% | 68.8 |
| Black | 3,099 | 117,216 | 2.6% | 84.7 |
| Other | 1,284 | 106,052 | 1.2% | 103.2 |
| Unknown | 577 | 184,606 | 0.3% | |
| Total | 16,449 | 771,989 | 2.1% | 76.2 |

| Ethnicity | Deaths | Cases | Case fatality rate | Mortality rate per 100,000 population |
|--------------|--------|---------|--------------------|---------------------------------------|
| Hispanic | 4,219 | 225,812 | 1.9% | 74.3 |
| Non-Hispanic | 11,006 | 335,963 | 3.3% | 69.1 |
| Unknown | 1,224 | 210,214 | 0.6% | |
| Total | 16,449 | 771,989 | 2.1% | 76.2 |

COVID-19: characteristics of 782,013 cases

Data through Oct 25, 2020 verified as of Oct 26, 2020 at 09:25 AM

Data in this report are provisional and subject to change.

Tables below include cases in Florida residents and non-Florida residents.

All 67 Florida counties have cases:

| County | FL resident cases | | Non-FL resident cases | Total cases | FL resident deaths | FL death rate |
|--------------|-------------------|-----------------|-----------------------|-------------|--------------------|---------------|
| Dade | 181,140 | <div></div> 23% | 1,383 | 182,523 | 3,615 | 2.0% |
| Broward | 83,220 | <div></div> 11% | 742 | 83,962 | 1,521 | 1.8% |
| Palm Beach | 50,340 | <div></div> 7% | 476 | 50,816 | 1,562 | 3.1% |
| Hillsborough | 46,813 | <div></div> 6% | 267 | 47,080 | 759 | 1.6% |
| Orange | 44,755 | <div></div> 6% | 487 | 45,242 | 546 | 1.2% |
| Duval | 34,044 | <div></div> 4% | 418 | 34,462 | 513 | 1.5% |
| Pinellas | 25,056 | <div></div> 3% | 188 | 25,244 | 816 | 3.3% |
| Lee | 22,541 | <div></div> 3% | 346 | 22,887 | 506 | 2.2% |
| Polk | 22,528 | <div></div> 3% | 106 | 22,634 | 614 | 2.7% |
| Collier | 13,972 | <div></div> 2% | 163 | 14,135 | 253 | 1.8% |
| Osceola | 13,852 | <div></div> 2% | 126 | 13,978 | 197 | 1.4% |
| Escambia | 12,004 | <div></div> 2% | 1,324 | 13,328 | 269 | 2.2% |
| Manatee | 12,881 | <div></div> 2% | 142 | 13,023 | 327 | 2.5% |
| Volusia | 12,421 | <div></div> 2% | 99 | 12,520 | 316 | 2.5% |
| Leon | 11,715 | <div></div> 2% | 345 | 12,060 | 112 | 1.0% |
| Brevard | 11,029 | <div></div> 1% | 54 | 11,083 | 366 | 3.3% |
| Marion | 10,683 | <div></div> 1% | 23 | 10,706 | 347 | 3.2% |
| Pasco | 10,556 | <div></div> 1% | 81 | 10,637 | 236 | 2.2% |
| Alachua | 10,025 | <div></div> 1% | 89 | 10,114 | 74 | 0.7% |
| Seminole | 10,053 | <div></div> 1% | 41 | 10,094 | 237 | 2.4% |
| Sarasota | 9,332 | <div></div> 1% | 97 | 9,429 | 333 | 3.6% |
| St. Lucie | 8,886 | <div></div> 1% | 36 | 8,922 | 329 | 3.7% |
| Lake | 8,421 | <div></div> 1% | 58 | 8,479 | 225 | 2.7% |
| Bay | 6,482 | <div></div> 1% | 185 | 6,667 | 132 | 2.0% |
| St. Johns | 6,206 | <div></div> 1% | 120 | 6,326 | 80 | 1.3% |
| Okaloosa | 6,135 | <div></div> 1% | 54 | 6,189 | 130 | 2.1% |
| Clay | 5,950 | <div></div> 1% | 16 | 5,966 | 117 | 2.0% |
| Santa Rosa | 5,810 | <div></div> 1% | 66 | 5,876 | 86 | 1.5% |
| Martin | 5,260 | <div></div> 1% | 36 | 5,296 | 164 | 3.1% |
| Columbia | 4,200 | <div></div> 1% | 14 | 4,214 | 71 | 1.7% |
| Indian River | 3,704 | <div></div> 0% | 33 | 3,737 | 125 | 3.4% |
| Hernando | 3,605 | <div></div> 0% | 24 | 3,629 | 165 | 4.6% |
| Charlotte | 3,541 | <div></div> 0% | 12 | 3,553 | 157 | 4.4% |
| Citrus | 3,164 | <div></div> 0% | 14 | 3,178 | 130 | 4.1% |
| Jackson | 3,066 | <div></div> 0% | 36 | 3,102 | 84 | 2.7% |

| County | FL resident cases | | Non-FL resident cases | Total cases | FL resident deaths | FL death rate |
|------------|-------------------|----------------|-----------------------|-------------|--------------------|---------------|
| Gadsden | 3,043 | <div></div> 0% | 10 | 3,053 | 55 | 1.8% |
| Suwannee | 2,958 | <div></div> 0% | 18 | 2,976 | 77 | 2.6% |
| Sumter | 2,844 | <div></div> 0% | 11 | 2,855 | 84 | 3.0% |
| Highlands | 2,563 | <div></div> 0% | 13 | 2,576 | 113 | 4.4% |
| Nassau | 2,262 | <div></div> 0% | 179 | 2,441 | 50 | 2.2% |
| Walton | 2,114 | <div></div> 0% | 254 | 2,368 | 29 | 1.4% |
| Putnam | 2,353 | <div></div> 0% | 2 | 2,355 | 50 | 2.1% |
| Hendry | 2,197 | <div></div> 0% | 2 | 2,199 | 43 | 2.0% |
| Monroe | 2,156 | <div></div> 0% | 43 | 2,199 | 25 | 1.2% |
| Flagler | 2,069 | <div></div> 0% | 16 | 2,085 | 37 | 1.8% |
| Unknown | 196 | <div></div> 0% | 1,651 | 1,847 | 0 | 0.0% |
| Baker | 1,747 | <div></div> 0% | 5 | 1,752 | 19 | 1.1% |
| Okeechobee | 1,719 | <div></div> 0% | 5 | 1,724 | 38 | 2.2% |
| Desoto | 1,651 | <div></div> 0% | 3 | 1,654 | 29 | 1.8% |
| Hardee | 1,575 | <div></div> 0% | 7 | 1,582 | 16 | 1.0% |
| Taylor | 1,449 | <div></div> 0% | 4 | 1,453 | 16 | 1.1% |
| Wakulla | 1,298 | <div></div> 0% | 8 | 1,306 | 11 | 0.8% |
| Lafayette | 1,273 | <div></div> 0% | 0 | 1,273 | 16 | 1.3% |
| Bradford | 1,221 | <div></div> 0% | 1 | 1,222 | 15 | 1.2% |
| Washington | 1,211 | <div></div> 0% | 11 | 1,222 | 24 | 2.0% |
| Levy | 1,117 | <div></div> 0% | 7 | 1,124 | 12 | 1.1% |
| Union | 1,121 | <div></div> 0% | 0 | 1,121 | 43 | 3.8% |
| Madison | 1,058 | <div></div> 0% | 17 | 1,075 | 24 | 2.3% |
| Gulf | 925 | <div></div> 0% | 10 | 935 | 15 | 1.6% |
| Hamilton | 893 | <div></div> 0% | 8 | 901 | 9 | 1.0% |
| Dixie | 883 | <div></div> 0% | 3 | 886 | 11 | 1.2% |
| Holmes | 871 | <div></div> 0% | 15 | 886 | 12 | 1.4% |
| Franklin | 749 | <div></div> 0% | 6 | 755 | 4 | 0.5% |
| Calhoun | 701 | <div></div> 0% | 1 | 702 | 14 | 2.0% |
| Jefferson | 648 | <div></div> 0% | 13 | 661 | 9 | 1.4% |
| Gilchrist | 604 | <div></div> 0% | 0 | 604 | 18 | 3.0% |
| Glades | 597 | <div></div> 0% | 0 | 597 | 6 | 1.0% |
| Liberty | 533 | <div></div> 0% | 0 | 533 | 11 | 2.1% |
| Total | 771,989 | | 10,024 | 782,013 | 16,449 | 2.1% |

COVID-19: characteristics of 771,989 Florida resident cases

Data through Oct 25, 2020 verified as of Oct 26, 2020 at 09:25 AM

Data in this report are provisional and subject to change.

The table below includes the cities and counties of residence for cases in Florida residents based on the patient's ZIP Code.

Note that city is not always received as part of the initial notification and may be missing while the case is being investigated.

| City and county | Cases |
|-----------------------------|---------|
| Miami, Dade | 103,174 |
| Orlando, Orange | 33,231 |
| Jacksonville, Duval | 31,248 |
| Tampa, Hillsborough | 27,484 |
| Hialeah, Dade | 24,934 |
| Fort Lauderdale, Broward | 17,784 |
| Hollywood, Broward | 15,398 |
| West Palm Beach, Palm Beach | 12,270 |
| Homestead, Dade | 11,590 |
| Kissimmee, Osceola | 10,847 |
| Tallahassee, Leon | 10,765 |
| Naples, Collier | 10,481 |
| Saint Petersburg, Pinellas | 10,065 |
| Pensacola, Escambia | 9,719 |
| Pompano Beach, Broward | 9,231 |
| Fort Myers, Lee | 9,184 |
| Bradenton, Manatee | 8,675 |
| Gainesville, Alachua | 8,258 |
| Ocala, Marion | 8,153 |
| Boca Raton, Palm Beach | 7,682 |
| Lakeland, Polk | 7,442 |
| Lake Worth, Palm Beach | 6,652 |
| Sarasota, Sarasota | 6,351 |
| Miramar, Broward | 5,299 |
| Port Saint Lucie, St. Lucie | 5,252 |
| Cape Coral, Lee | 5,193 |
| Miami Gardens, Dade | 5,027 |
| Clearwater, Pinellas | 4,927 |
| Boynton Beach, Palm Beach | 4,484 |
| Winter Haven, Polk | 4,175 |
| Panama City, Bay | 4,108 |
| Lehigh Acres, Lee | 4,059 |
| Lake City, Columbia | 3,885 |
| Missing, Broward | 3,814 |
| Coral Springs, Broward | 3,789 |
| Miami Beach, Dade | 3,779 |
| Delray Beach, Palm Beach | 3,462 |
| Melbourne, Brevard | 3,232 |
| Saint Augustine, St. Johns | 3,178 |
| Davie, Broward | 3,166 |
| Sunrise, Broward | 3,117 |
| Coral Gables, Dade | 3,024 |
| Fort Pierce, St. Lucie | 3,023 |
| Riverview, Hillsborough | 3,017 |
| Milton, Santa Rosa | 2,981 |
| Miami Lakes, Dade | 2,959 |
| Plant City, Hillsborough | 2,937 |
| Brandon, Hillsborough | 2,903 |
| Daytona Beach, Volusia | 2,841 |
| Missing, Dade | 2,795 |
| Apopka, Orange | 2,708 |
| Cutler Ridge, Dade | 2,609 |
| Vero Beach, Indian River | 2,597 |
| Largo, Pinellas | 2,583 |
| Stuart, Martin | 2,443 |
| Plantation, Broward | 2,437 |
| Orange Park, Clay | 2,396 |
| Live Oak, Suwannee | 2,389 |
| Sanford, Seminole | 2,383 |

COVID-19: characteristics of 771,989 Florida resident cases

Data through Oct 25, 2020 verified as of Oct 26, 2020 at 09:25 AM

Data in this report are provisional and subject to change.

The table below includes the cities and counties of residence for cases in Florida residents based on the patient's ZIP Code.

Note that city is not always received as part of the initial notification and may be missing while the case is being investigated.

| City and county | Cases |
|--------------------------------|-------|
| North Miami Beach, Dade | 2,382 |
| Immokalee, Collier | 2,363 |
| Deerfield Beach, Broward | 2,359 |
| Saint Cloud, Osceola | 2,357 |
| Palm Bay, Brevard | 2,333 |
| New Port Richey, Pasco | 2,280 |
| Tamarac, Broward | 2,265 |
| Jupiter, Palm Beach | 2,230 |
| Opa Locka, Dade | 2,209 |
| Doral, Dade | 2,155 |
| Weston, Broward | 2,126 |
| Clermont, Lake | 2,103 |
| Deltona, Volusia | 2,067 |
| Fort Walton Beach, Okaloosa | 1,958 |
| Palmetto, Manatee | 1,873 |
| Spring Hill, Hernando | 1,854 |
| Deland, Volusia | 1,854 |
| Port Charlotte, Charlotte | 1,850 |
| Margate, Broward | 1,828 |
| Davenport, Polk | 1,799 |
| Winter Park, Orange | 1,761 |
| Lake Worth Beach, Palm Beach | 1,700 |
| Haines City, Polk | 1,674 |
| Palm Beach Gardens, Palm Beach | 1,669 |
| Oviedo, Seminole | 1,662 |
| Coconut Creek, Broward | 1,661 |
| Winter Garden, Orange | 1,618 |
| Okeechobee, Okeechobee | 1,596 |
| Altamonte Springs, Seminole | 1,552 |
| Palm Coast, Flagler | 1,547 |
| Hallandale, Broward | 1,546 |
| North Lauderdale, Broward | 1,534 |
| Ocoee, Orange | 1,524 |
| Palm Harbor, Pinellas | 1,477 |
| Land O Lakes, Pasco | 1,468 |
| Arcadia, Desoto | 1,454 |
| Wellington, Palm Beach | 1,451 |
| Missing, Palm Beach | 1,444 |
| Wesley Chapel, Pasco | 1,430 |
| Quincy, Gadsden | 1,420 |
| North Miami, Dade | 1,420 |
| Leesburg, Lake | 1,403 |
| Bonita Springs, Lee | 1,401 |
| Ruskin, Hillsborough | 1,347 |
| Middleburg, Clay | 1,314 |
| Valrico, Hillsborough | 1,310 |
| Lutz, Hillsborough | 1,307 |
| Seminole, Pinellas | 1,289 |
| Perry, Taylor | 1,287 |
| Punta Gorda, Charlotte | 1,282 |
| Brooksville, Hernando | 1,276 |
| Oakland Park, Broward | 1,256 |
| Pinellas Park, Pinellas | 1,248 |
| North Port, Sarasota | 1,238 |
| Mayo, Lafayette | 1,227 |
| Crossings, Dade | 1,215 |
| Crestview, Okaloosa | 1,214 |
| Royal Palm Beach, Palm Beach | 1,209 |
| Carol City, Dade | 1,192 |

COVID-19: characteristics of 771,989 Florida resident cases

Data through Oct 25, 2020 verified as of Oct 26, 2020 at 09:25 AM

Data in this report are provisional and subject to change.

The table below includes the cities and counties of residence for cases in Florida residents based on the patient's ZIP Code.

Note that city is not always received as part of the initial notification and may be missing while the case is being investigated.

| City and county | Cases |
|--------------------------------|-------|
| Pembroke Pines, Broward | 1,157 |
| Ormond Beach, Volusia | 1,152 |
| Coconut Grove, Dade | 1,150 |
| Longwood, Seminole | 1,142 |
| Sebring, Highlands | 1,120 |
| Casselberry, Seminole | 1,112 |
| Clewiston, Hendry | 1,110 |
| Jacksonville Beach, Duval | 1,091 |
| Palatka, Putnam | 1,088 |
| Bartow, Polk | 1,079 |
| Windermere, Orange | 1,053 |
| Belle Glade, Palm Beach | 1,052 |
| Crawfordville, Wakulla | 1,049 |
| Cocoa, Brevard | 1,044 |
| Wimauma, Hillsborough | 1,039 |
| Green Cove Springs, Clay | 1,034 |
| Port Orange, Volusia | 1,033 |
| Key West, Monroe | 1,021 |
| Indiantown, Martin | 982 |
| Missing, Hillsborough | 981 |
| Biscayne Park, Dade | 978 |
| Kissimmee, Polk | 978 |
| Cantonment, Escambia | 977 |
| Lynn Haven, Bay | 976 |
| Auburndale, Polk | 953 |
| Lake Wales, Polk | 940 |
| Century, Escambia | 939 |
| Lake Mary, Seminole | 924 |
| Venice, Sarasota | 922 |
| Marianna, Jackson | 904 |
| Chipley, Washington | 899 |
| Hudson, Pasco | 890 |
| Dade City, Pasco | 885 |
| Graceville, Jackson | 867 |
| Starke, Bradford | 861 |
| Gulf Breeze, Santa Rosa | 853 |
| Everglades National Park, Dade | 852 |
| Missing, Duval | 848 |
| Zephyrhills, Pasco | 847 |
| North Fort Myers, Lee | 839 |
| Port Richey, Pasco | 837 |
| Florida City, Dade | 831 |
| Panama City Beach, Bay | 829 |
| Tarpon Springs, Pinellas | 812 |
| Saint Johns, St. Johns | 810 |
| Merritt Island, Brevard | 797 |
| Tavares, Lake | 785 |
| Fernandina Beach, Nassau | 777 |
| Navarre, Santa Rosa | 777 |
| El Portal, Dade | 774 |
| Inverness, Citrus | 774 |
| Ponte Vedra Beach, St. Johns | 770 |
| Niceville, Okaloosa | 763 |
| Destin, Okaloosa | 759 |
| Lake Butler, Union | 751 |
| Missing, Orange | 748 |
| Mulberry, Polk | 747 |
| Aventura, Dade | 745 |
| The Villages, Sumter | 742 |

COVID-19: characteristics of 771,989 Florida resident cases

Data through Oct 25, 2020 verified as of Oct 26, 2020 at 09:25 AM

Data in this report are provisional and subject to change.

The table below includes the cities and counties of residence for cases in Florida residents based on the patient's ZIP Code.

Note that city is not always received as part of the initial notification and may be missing while the case is being investigated.

| City and county | Cases |
|---------------------------|-------|
| Labelle, Hendry | 740 |
| Avon Park, Highlands | 737 |
| Loxahatchee, Palm Beach | 728 |
| Seffner, Hillsborough | 728 |
| Missing, Collier | 721 |
| Santa Rosa Beach, Walton | 716 |
| Cooper City, Broward | 714 |
| Sarasota, Manatee | 705 |
| Fleming Island, Clay | 700 |
| Sanderson, Baker | 699 |
| Wauchula, Hardee | 698 |
| Titusville, Brevard | 695 |
| Riviera Beach, Palm Beach | 695 |
| Maitland, Orange | 691 |
| Eustis, Lake | 679 |
| Coleman, Sumter | 678 |
| Winter Springs, Seminole | 668 |
| Defuniak Springs, Walton | 667 |
| Holiday, Pasco | 664 |
| Uleta, Dade | 656 |
| Palm City, Martin | 654 |
| Dunedin, Pinellas | 650 |
| Missing, Pasco | 649 |
| Mount Dora, Lake | 649 |
| Orange City, Volusia | 646 |
| Olympia Heights, Dade | 641 |
| New Smyrna Beach, Volusia | 640 |
| Parrish, Manatee | 640 |
| Rockledge, Brevard | 640 |
| Missing, Polk | 639 |
| Coral, Dade | 629 |
| Dover, Hillsborough | 624 |
| Jasper, Hamilton | 624 |
| Macclenny, Baker | 622 |
| Bonifay, Holmes | 617 |
| Key Biscayne, Dade | 611 |
| Parkland, Broward | 599 |
| Missing, St. Johns | 597 |
| Madison, Madison | 595 |
| Estero, Lee | 588 |
| Groveland, Lake | 587 |
| Missing, St. Lucie | 585 |
| Havana, Gadsden | 563 |
| Odessa, Hillsborough | 559 |
| Gibsonton, Hillsborough | 557 |
| Dania, Broward | 555 |
| Monticello, Jefferson | 550 |
| South Bay, Palm Beach | 550 |
| Moore Haven, Glades | 540 |
| Hobe Sound, Martin | 536 |
| Lantana, Palm Beach | 532 |
| Chattahoochee, Gadsden | 528 |
| Missing, Brevard | 521 |
| Missing, Santa Rosa | 516 |
| Lithia, Hillsborough | 509 |
| Missing, Volusia | 508 |
| Atlantic Beach, Duval | 500 |
| Wewahitchka, Gulf | 500 |
| Cross City, Dixie | 499 |

COVID-19: characteristics of 771,989 Florida resident cases

Data through Oct 25, 2020 verified as of Oct 26, 2020 at 09:25 AM

Data in this report are provisional and subject to change.

The table below includes the cities and counties of residence for cases in Florida residents based on the patient's ZIP Code.

Note that city is not always received as part of the initial notification and may be missing while the case is being investigated.

| City and county | Cases |
|--------------------------------|-------|
| Pace, Santa Rosa | 493 |
| Pahokee, Palm Beach | 483 |
| Palm Springs, Palm Beach | 472 |
| Alachua, Alachua | 465 |
| Wildwood, Sumter | 461 |
| Oldsmar, Pinellas | 454 |
| Sun City Center, Hillsborough | 448 |
| Missing, Osceola | 446 |
| Yulee, Nassau | 444 |
| Summerfield, Marion | 441 |
| Frostproof, Polk | 439 |
| Blountstown, Calhoun | 436 |
| Debary, Volusia | 433 |
| Missing, Marion | 429 |
| Fellsmere, Indian River | 427 |
| Crystal River, Citrus | 426 |
| Crescent City, Putnam | 424 |
| Lauderdale Lakes, Broward | 422 |
| Missing, Okaloosa | 420 |
| South Miami, Dade | 418 |
| Bristol, Liberty | 416 |
| Lake Placid, Highlands | 414 |
| Carrabelle, Franklin | 411 |
| Polk City, Polk | 410 |
| Apollo Beach, Hillsborough | 409 |
| Ponte Vedra, St. Johns | 403 |
| Sebastian, Indian River | 401 |
| North Palm Beach, Palm Beach | 401 |
| Pinecrest, Dade | 401 |
| Bellevue, Marion | 389 |
| Callahan, Nassau | 389 |
| Lauderhill, Broward | 385 |
| Bowling Green, Hardee | 382 |
| Missing, Citrus | 379 |
| Trenton, Gilchrist | 376 |
| Homosassa, Citrus | 376 |
| Newberry, Alachua | 374 |
| Fisher Island, Dade | 372 |
| Sweetwater, Dade | 369 |
| Ellenton, Manatee | 367 |
| Dunnellon, Marion | 367 |
| Centerville, Leon | 367 |
| Missing, Lee | 363 |
| Lady Lake, Lake | 362 |
| Safety Harbor, Pinellas | 357 |
| Florida State University, Leon | 356 |
| Williston, Levy | 354 |
| Jensen Beach, Martin | 352 |
| Fort Meade, Polk | 348 |
| Wilton Manors, Broward | 345 |
| Bushnell, Sumter | 338 |
| Hilliard, Nassau | 336 |
| Missing, Hernando | 325 |
| Edgewater, Volusia | 304 |
| Missing, Seminole | 303 |
| Old Town, Dixie | 302 |
| Missing, Hardee | 302 |
| Mary Esther, Okaloosa | 300 |
| Lecanto, Citrus | 299 |

COVID-19: characteristics of 771,989 Florida resident cases

Data through Oct 25, 2020 verified as of Oct 26, 2020 at 09:25 AM

Data in this report are provisional and subject to change.

The table below includes the cities and counties of residence for cases in Florida residents based on the patient's ZIP Code.

Note that city is not always received as part of the initial notification and may be missing while the case is being investigated.

| City and county | Cases |
|----------------------------|-------|
| Sneads, Jackson | 297 |
| Missing, Hendry | 293 |
| Port Saint Joe, Gulf | 292 |
| Keystone Heights, Clay | 290 |
| Beverly Hills, Citrus | 289 |
| Chiefland, Levy | 288 |
| Missing, Sarasota | 285 |
| Freeport, Walton | 284 |
| Key Largo, Monroe | 284 |
| Missing, Lake | 282 |
| Raiford, Union | 280 |
| Shalimar, Okaloosa | 278 |
| Satellite Beach, Brevard | 266 |
| Missing, Highlands | 265 |
| Lake Alfred, Polk | 265 |
| Glen Saint Mary, Baker | 262 |
| Malone, Jackson | 261 |
| Missing, Indian River | 259 |
| Cocoa Beach, Brevard | 245 |
| Southwest Ranches, Broward | 245 |
| Thonotosassa, Hillsborough | 245 |
| Marco Island, Collier | 244 |
| Missing, Nassau | 242 |
| Dunnellon, Citrus | 241 |
| Missing, Madison | 240 |
| Neptune Beach, Duval | 237 |
| Nokomis, Sarasota | 233 |
| Missing, Monroe | 233 |
| Mascotte, Lake | 232 |
| Palmetto Bay, Dade | 232 |
| Bronson, Levy | 232 |
| Minneola, Lake | 229 |
| Jacksonville, St. Johns | 229 |
| Marathon, Monroe | 228 |
| Spring Hill, Pasco | 224 |
| Missing, Martin | 223 |
| Indialantic, Brevard | 221 |
| High Springs, Alachua | 218 |
| Missing, Pinellas | 212 |
| Missing, Flagler | 211 |
| Belle Isle, Orange | 211 |
| Midway, Gadsden | 210 |
| Miramar Beach, Walton | 209 |
| West Melbourne, Brevard | 209 |
| Oakland, Orange | 206 |
| Cottdondale, Jackson | 205 |
| Fort White, Columbia | 203 |
| Englewood, Charlotte | 201 |
| Missing, Clay | 199 |
| Citra, Marion | 197 |
| Lehigh, Lee | 196 |
| Hernando, Citrus | 193 |
| Myakka City, Manatee | 191 |
| Pierson, Volusia | 190 |
| Sorrento, Lake | 186 |
| Fruitland Park, Lake | 186 |
| Clearwater Beach, Pinellas | 179 |
| Umatilla, Lake | 174 |
| Zolfo Springs, Hardee | 174 |

COVID-19: characteristics of 771,989 Florida resident cases

Data through Oct 25, 2020 verified as of Oct 26, 2020 at 09:25 AM

Data in this report are provisional and subject to change.

The table below includes the cities and counties of residence for cases in Florida residents based on the patient's ZIP Code.

Note that city is not always received as part of the initial notification and may be missing while the case is being investigated.

| City and county | Cases |
|--------------------------|-------|
| Missing, Manatee | 171 |
| Gulfport, Pinellas | 171 |
| Lake Park, Palm Beach | 170 |
| De Leon Springs, Volusia | 170 |
| Missing, Leon | 170 |
| South Daytona, Volusia | 168 |
| Silver Springs, Marion | 168 |
| Missing, Desoto | 166 |
| Missing, Wakulla | 164 |
| Missing, Baker | 163 |
| Jennings, Hamilton | 163 |
| Missing, Jackson | 162 |
| Bell, Gilchrist | 160 |
| Holly Hill, Volusia | 160 |
| Missing, Bay | 159 |
| Englewood, Sarasota | 159 |
| Bay Harbor Islands, Dade | 159 |
| Jay, Santa Rosa | 159 |
| Bunnell, Flagler | 158 |
| Molino, Escambia | 155 |
| Palm Beach, Palm Beach | 154 |
| Tavernier, Monroe | 153 |
| Missing, Alachua | 153 |
| Haverhill, Palm Beach | 153 |
| Trinity, Pasco | 150 |
| Apalachicola, Franklin | 150 |
| Flagler Beach, Flagler | 150 |
| Youngstown, Bay | 147 |
| Interlachen, Putnam | 146 |
| Lawtey, Bradford | 144 |
| Medley, Dade | 144 |
| Oxford, Sumter | 144 |
| Tequesta, Palm Beach | 143 |
| Missing, Gadsden | 143 |
| Branford, Suwannee | 142 |
| Edgewood, Orange | 142 |
| Hawthorne, Alachua | 141 |
| Missing, Sumter | 140 |
| Kenneth City, Pinellas | 137 |
| Gretna, Gadsden | 137 |
| Ocklawaha, Marion | 137 |
| Archer, Alachua | 135 |
| Weeki Wachee, Hernando | 135 |
| Greenville, Madison | 132 |
| Missing, Bradford | 131 |
| Cape Canaveral, Brevard | 131 |
| Montverde, Lake | 131 |
| Missing, Washington | 130 |
| Missing, Gulf | 130 |
| East Palatka, Putnam | 129 |
| Baker, Okaloosa | 128 |
| Alva, Lee | 128 |
| Eagle Lake, Polk | 125 |
| Mims, Brevard | 123 |
| Greenwood, Jackson | 122 |
| Missing, Suwannee | 120 |
| Altha, Calhoun | 119 |
| Missing, Okeechobee | 118 |
| O Brien, Suwannee | 117 |

COVID-19: characteristics of 771,989 Florida resident cases

Data through Oct 25, 2020 verified as of Oct 26, 2020 at 09:25 AM

Data in this report are provisional and subject to change.

The table below includes the cities and counties of residence for cases in Florida residents based on the patient's ZIP Code.

Note that city is not always received as part of the initial notification and may be missing while the case is being investigated.

| City and county | Cases |
|---------------------------------------|-------|
| Osprey, Sarasota | 117 |
| Missing, Levy | 116 |
| Melbourne Beach, Brevard | 116 |
| Dundee, Polk | 115 |
| South Pasadena, Pinellas | 115 |
| Floral City, Citrus | 114 |
| Ave Maria, Collier | 113 |
| Rotunda West, Charlotte | 113 |
| Hastings, St. Johns | 110 |
| Melrose, Putnam | 109 |
| Indian Harbour Beach, Brevard | 107 |
| Clair-Mel City, Hillsborough | 107 |
| Satsuma, Putnam | 106 |
| White Springs, Hamilton | 105 |
| Missing, Walton | 105 |
| Webster, Sumter | 105 |
| Eastpoint, Franklin | 104 |
| Missing, Taylor | 103 |
| Fort Myers Beach, Lee | 100 |
| Gotha, Orange | 100 |
| Hiawassee, Orange | 100 |
| Southport, Bay | 99 |
| Grand Ridge, Jackson | 97 |
| Chuluota, Seminole | 95 |
| Vernon, Washington | 94 |
| Azalea Park, Orange | 93 |
| Missing, Calhoun | 93 |
| Geneva, Seminole | 92 |
| Grand Island, Lake | 90 |
| Missing, Columbia | 90 |
| Alford, Jackson | 89 |
| Wellborn, Suwannee | 89 |
| Missing, Holmes | 88 |
| Westville, Holmes | 87 |
| Malabar, Brevard | 87 |
| University Of Central Florida, Orange | 87 |
| Zellwood, Orange | 87 |
| Lake Panasoffkee, Sumter | 86 |
| Eglin Air Force Base, Okaloosa | 86 |
| Indian Rocks Beach, Pinellas | 84 |
| Reddick, Marion | 84 |
| Mcalpin, Suwannee | 83 |
| Pomona Park, Putnam | 82 |
| San Antonio, Pasco | 81 |
| Missing, Putnam | 78 |
| Missing, Franklin | 77 |
| University Of FI, Alachua | 76 |
| Celebration, Osceola | 76 |
| Elkton, St. Johns | 75 |
| Lockhart, Orange | 75 |
| Surfside, Dade | 75 |
| Missing, Escambia | 75 |
| Weirsdale, Marion | 75 |
| Mcdavid, Escambia | 74 |
| Ponce De Leon, Holmes | 73 |
| West Miami, Dade | 72 |
| South Fort Myers, Lee | 72 |
| Fountain, Bay | 72 |
| Matlacha, Lee | 72 |

COVID-19: characteristics of 771,989 Florida resident cases

Data through Oct 25, 2020 verified as of Oct 26, 2020 at 09:25 AM

Data in this report are provisional and subject to change.

The table below includes the cities and counties of residence for cases in Florida residents based on the patient's ZIP Code.

Note that city is not always received as part of the initial notification and may be missing while the case is being investigated.

| City and county | Cases |
|---|-------|
| Anthony, Marion | 71 |
| Lee, Madison | 70 |
| Bryceville, Nassau | 70 |
| Valparaiso, Okaloosa | 69 |
| Lakewood Ranch, Manatee | 69 |
| Temple Terrace, Hillsborough | 68 |
| Juno Beach, Palm Beach | 67 |
| Morriston, Levy | 67 |
| Avon Park, Polk | 66 |
| Missing, Union | 66 |
| Fort McCoy, Marion | 64 |
| Babson Park, Polk | 64 |
| Astatula, Lake | 63 |
| Missing, Dixie | 63 |
| Micanopy, Alachua | 63 |
| Missing, Jefferson | 62 |
| Sebastian, Brevard | 62 |
| Inlet Beach, Walton | 61 |
| Laurel Hill, Okaloosa | 61 |
| Sanibel, Lee | 60 |
| Greenacres, Palm Beach | 60 |
| Missing, Gilchrist | 60 |
| Bokeelia, Lee | 60 |
| Bay Lake, Orange | 60 |
| Poinciana, Polk | 59 |
| Belleair, Pinellas | 59 |
| Howey-In-The-Hills, Lake | 58 |
| Air Mail Facility, Dade | 57 |
| Missing, Liberty | 57 |
| Center Hill, Sumter | 57 |
| Eatonville, Orange | 57 |
| Mangonia Park, Palm Beach | 57 |
| Hosford, Liberty | 56 |
| F M, Lee | 56 |
| Dinsmore, Duval | 56 |
| Bal Harbour, Dade | 56 |
| Islamorada, Monroe | 56 |
| Cloud Lake, Palm Beach | 55 |
| Lake Helen, Volusia | 55 |
| Seville, Volusia | 55 |
| Stock Island, Monroe | 54 |
| Fern Park, Seminole | 53 |
| Caryville, Washington | 53 |
| Viera, Brevard | 52 |
| Citrus Springs, Citrus | 52 |
| Hallandale Beach, Broward | 52 |
| Atlantis, Palm Beach | 50 |
| Sumterville, Sumter | 49 |
| Carrollwood, Hillsborough | 48 |
| Lake Hamilton, Polk | 48 |
| Steinhatchee, Taylor | 48 |
| Madeira Beach, Pinellas | 47 |
| University Of South Florida, Hillsborough | 47 |
| Cutler Bay, Dade | 47 |
| Summerland Key, Monroe | 46 |
| Christmas, Orange | 46 |
| Osteen, Volusia | 46 |
| Missing, Charlotte | 45 |
| University Of Central Fl, Orange | 45 |

COVID-19: characteristics of 771,989 Florida resident cases

Data through Oct 25, 2020 verified as of Oct 26, 2020 at 09:25 AM

Data in this report are provisional and subject to change.

The table below includes the cities and counties of residence for cases in Florida residents based on the patient's ZIP Code.

Note that city is not always received as part of the initial notification and may be missing while the case is being investigated.

| City and county | Cases |
|---------------------------------|-------|
| Lady Lake, Sumter | 44 |
| Lauderdale By The Sea, Broward | 44 |
| San Mateo, Putnam | 43 |
| Holt, Okaloosa | 43 |
| Waldo, Alachua | 42 |
| Odessa, Pasco | 42 |
| Canal Point, Palm Beach | 42 |
| Bonita Beach, Lee | 42 |
| Greensboro, Gadsden | 41 |
| Astor, Lake | 41 |
| Grant-Valkaria, Brevard | 40 |
| The Villages, Lake | 40 |
| Brooker, Bradford | 40 |
| Welaka, Putnam | 39 |
| Altoona, Lake | 39 |
| Big Pine Key, Monroe | 39 |
| Hypoluxo, Palm Beach | 38 |
| Sewalls Point, Martin | 37 |
| Sopchoppy, Wakulla | 37 |
| Winter Park, Seminole | 37 |
| Lamont, Jefferson | 36 |
| Princeton, Dade | 36 |
| Clarksville, Calhoun | 36 |
| Golden Beach, Dade | 36 |
| Missing, Lafayette | 36 |
| Cinco Bayou, Okaloosa | 35 |
| Florida Gulf Coast Univ, Lee | 35 |
| Hampton, Bradford | 35 |
| Alafaya, Orange | 34 |
| Barefoot Bay, Brevard | 34 |
| Paisley, Lake | 34 |
| Sunny Isles Beach, Dade | 33 |
| Flemington, Marion | 33 |
| Panacea, Wakulla | 33 |
| Yalaha, Lake | 32 |
| Saint James City, Lee | 32 |
| Destin, Walton | 32 |
| Inglis, Levy | 31 |
| Holmes Beach, Manatee | 31 |
| Longboat Key, Manatee | 31 |
| Felda, Hendry | 31 |
| Manalapan, Palm Beach | 31 |
| Belleair Beach, Pinellas | 31 |
| Ochopee, Collier | 31 |
| Missing, Glades | 30 |
| Ponce Inlet, Volusia | 30 |
| Patrick Air Force Base, Brevard | 30 |
| Kendall, Dade | 30 |
| Bascom, Jackson | 30 |
| Missing, Unknown | 30 |
| Crystal Beach, Pinellas | 30 |
| Kindred, Osceola | 30 |
| Hollister, Putnam | 30 |
| Bradenton Beach, Manatee | 29 |
| Placida, Charlotte | 29 |
| Campbellton, Jackson | 29 |
| Oak Hill, Volusia | 29 |
| Palm Beach Shores, Palm Beach | 28 |
| Lutz, Pasco | 27 |

COVID-19: characteristics of 771,989 Florida resident cases

Data through Oct 25, 2020 verified as of Oct 26, 2020 at 09:25 AM

Data in this report are provisional and subject to change.

The table below includes the cities and counties of residence for cases in Florida residents based on the patient's ZIP Code.

Note that city is not always received as part of the initial notification and may be missing while the case is being investigated.

| City and county | Cases |
|------------------------------------|-------|
| Palma Ceia, Hillsborough | 27 |
| Callaway, Bay | 27 |
| University Of Tampa, Hillsborough | 27 |
| Naranja, Dade | 26 |
| Baldwin, Duval | 26 |
| Fruit Cove, St. Johns | 26 |
| Florida State, Leon | 25 |
| Univ Of FI Student Dorms, Alachua | 25 |
| Harmony, Osceola | 24 |
| Florahome, Putnam | 24 |
| South Miami Heights, Dade | 24 |
| Singer Island, Palm Beach | 23 |
| Jupiter, Martin | 23 |
| Georgetown, Putnam | 23 |
| Fort Denaud, Hendry | 23 |
| Village Of Wellington, Palm Beach | 22 |
| Waverly, Polk | 22 |
| Florida Dept Of Corrections, Union | 22 |
| Pinetta, Madison | 21 |
| North Redington Beach, Pinellas | 21 |
| Saint Leo, Pasco | 21 |
| Tioga, Alachua | 20 |
| North Bay Village, Dade | 20 |
| Miami, Unknown | 20 |
| Lighthouse Point, Broward | 20 |
| Tierra Verde, Pinellas | 20 |
| Saint Pete Beach, Pinellas | 20 |
| Miami Springs, Dade | 20 |
| Hialeah Gardens, Dade | 19 |
| Bellview, Escambia | 19 |
| Highland Beach, Palm Beach | 19 |
| Buena Ventura Lakes, Osceola | 19 |
| Santa Fe, Alachua | 19 |
| Ona, Hardee | 19 |
| Walnut Hill, Escambia | 18 |
| Terra Ceia, Manatee | 18 |
| University Of Miami, Dade | 18 |
| Okahumpka, Lake | 18 |
| Tice, Lee | 18 |
| Miami Shores, Dade | 17 |
| Ebro, Washington | 17 |
| West Panama City Beach, Bay | 17 |
| West Park, Broward | 17 |
| Lorida, Highlands | 17 |
| Dania Beach, Broward | 17 |
| Balm, Hillsborough | 16 |
| Eaton Park, Polk | 16 |
| Palm Shores, Brevard | 16 |
| Tangerine, Orange | 16 |
| Bay Pines, Pinellas | 16 |
| Sydney, Hillsborough | 16 |
| Pensacola Beach, Santa Rosa | 15 |
| Florida A And M University, Leon | 15 |
| Intercession City, Osceola | 15 |
| Nocatee, Desoto | 15 |
| Treasure Island, Pinellas | 15 |
| Highland City, Polk | 14 |
| South Palm Beach, Palm Beach | 14 |
| Ocean Ridge, Palm Beach | 14 |

COVID-19: characteristics of 771,989 Florida resident cases

Data through Oct 25, 2020 verified as of Oct 26, 2020 at 09:25 AM

Data in this report are provisional and subject to change.

The table below includes the cities and counties of residence for cases in Florida residents based on the patient's ZIP Code.

Note that city is not always received as part of the initial notification and may be missing while the case is being investigated.

| City and county | Cases |
|--|-------|
| Bagdad, Santa Rosa | 14 |
| Kinard, Calhoun | 14 |
| Palmdale, Glades | 14 |
| Mexico Beach, Bay | 14 |
| Kathleen, Polk | 13 |
| Tyndall Air Force Base, Bay | 13 |
| Paxton, Walton | 13 |
| Labelle, Glades | 13 |
| North Venice, Sarasota | 13 |
| La Crosse, Alachua | 13 |
| Village Of Palmetto Bay, Dade | 13 |
| Sun City, Hillsborough | 13 |
| Lake Suzy, Desoto | 13 |
| Kenansville, Osceola | 13 |
| Salt Springs, Marion | 13 |
| Lulu, Columbia | 12 |
| Lacoochee, Pasco | 12 |
| Orange Lake, Marion | 12 |
| Homosassa Springs, Citrus | 12 |
| Bayonet Point, Pasco | 12 |
| Goulds, Dade | 12 |
| Boca Grande, Lee | 12 |
| Horseshoe Beach, Dixie | 12 |
| Hurlburt Field, Okaloosa | 12 |
| Reunion, Osceola | 11 |
| Bradley, Polk | 11 |
| Micco, Brevard | 11 |
| Key Colony Beach, Monroe | 11 |
| Indian Lake Estates, Polk | 11 |
| Enterprise, Volusia | 10 |
| Branford, Lafayette | 10 |
| Dowling Park, Suwannee | 10 |
| Babcock Ranch, Lee | 10 |
| Cedar Key, Levy | 10 |
| Jacksonville, Unknown | 10 |
| Unknown, Dade | 10 |
| Penney Farms, Clay | 10 |
| Bostwick, Putnam | 10 |
| Plymouth, Orange | 9 |
| Florida International Univ, Dade | 9 |
| Hawthorne, Putnam | 9 |
| Perdido Key, Escambia | 9 |
| New Smyrna, Volusia | 9 |
| Venus, Highlands | 9 |
| Pasadena, Pinellas | 9 |
| Heathrow, Seminole | 9 |
| Florida International University, Dade | 9 |
| Aloma, Orange | 9 |
| Saint Marks, Wakulla | 9 |
| Hernando Beach, Hernando | 9 |
| Poinciana, Osceola | 9 |
| Wabasso, Indian River | 9 |
| White Springs, Columbia | 9 |
| Stetson University, Volusia | 9 |
| Eloise, Polk | 8 |
| Earleton, Alachua | 8 |
| Mcintosh, Marion | 8 |
| Perrine, Dade | 8 |
| Loughman, Polk | 8 |

COVID-19: characteristics of 771,989 Florida resident cases

Data through Oct 25, 2020 verified as of Oct 26, 2020 at 09:25 AM

Data in this report are provisional and subject to change.

The table below includes the cities and counties of residence for cases in Florida residents based on the patient's ZIP Code.

Note that city is not always received as part of the initial notification and may be missing while the case is being investigated.

| City and county | Cases |
|-------------------------------|-------|
| Lake City, Suwannee | 8 |
| Homeland, Polk | 8 |
| Hialeah, Unknown | 8 |
| Anna Maria, Manatee | 8 |
| Sparr, Marion | 8 |
| Bayshore Gardens, Manatee | 7 |
| Duette, Manatee | 7 |
| Long Boat Key, Manatee | 7 |
| Champions Gate, Polk | 7 |
| Palma Sola, Manatee | 7 |
| Lake Como, Putnam | 7 |
| Ridge Manor, Pasco | 7 |
| Hallandle Beach, Broward | 7 |
| Cortez, Manatee | 7 |
| Candler, Marion | 7 |
| Parker, Bay | 7 |
| Wahneta, Polk | 7 |
| West Delray Beach, Palm Beach | 7 |
| Goodland, Collier | 7 |
| Passport, Unknown | 7 |
| Gonzalez, Escambia | 7 |
| Tallevast, Manatee | 7 |
| Gulf Breeze, Escambia | 7 |
| Gulf Hammock, Levy | 6 |
| Rosemary Beach, Walton | 6 |
| Steinhatchee, Dixie | 6 |
| Rubonia, Manatee | 6 |
| Nichols, Polk | 6 |
| Evinston, Alachua | 6 |
| Mayport Naval Station, Duval | 6 |
| Northdale, Hillsborough | 6 |
| Pine Hills, Orange | 6 |
| University Park, Manatee | 6 |
| Siesta Key, Sarasota | 6 |
| Saint Lucie West, St. Lucie | 6 |
| Lake Monroe, Seminole | 6 |
| Little Torch Key, Monroe | 6 |
| Murdock, Charlotte | 6 |
| Wausau, Washington | 6 |
| Woodville, Leon | 6 |
| Yankeetown, Levy | 6 |
| Bonifay, Washington | 6 |
| Green Acres, Palm Beach | 6 |
| Cudjoe Key, Monroe | 6 |
| Trilby, Pasco | 6 |
| Ponce De Leon, Walton | 5 |
| Long Key, Monroe | 5 |
| Maitland, Seminole | 5 |
| Forest City, Orange | 5 |
| Saint George Island, Franklin | 5 |
| Lowell, Marion | 5 |
| Jensen Beach, St. Lucie | 5 |
| Apopka, Seminole | 5 |
| Ferndale, Lake | 5 |
| The Villages, Marion | 5 |
| Ponte Vedra, Duval | 5 |
| Pembroke Park, Broward | 5 |
| Mango, Hillsborough | 5 |
| Port Saint John, Brevard | 5 |

COVID-19: characteristics of 771,989 Florida resident cases

Data through Oct 25, 2020 verified as of Oct 26, 2020 at 09:25 AM

Data in this report are provisional and subject to change.

The table below includes the cities and counties of residence for cases in Florida residents based on the patient's ZIP Code.

Note that city is not always received as part of the initial notification and may be missing while the case is being investigated.

| City and county | Cases |
|------------------------------------|-------|
| Graham, Bradford | 5 |
| Miromar Lakes, Lee | 5 |
| Westchase, Hillsborough | 5 |
| Psl, Unknown | 5 |
| Shady Hills, Pasco | 5 |
| Morriston, Marion | 5 |
| Pine Castle, Orange | 5 |
| Nalcrest, Polk | 5 |
| Florida State Univ Admin, Leon | 5 |
| Maxville, Duval | 5 |
| Ft Pierce, St. Lucie | 4 |
| Pensacola, Unknown | 4 |
| Ybor City, Hillsborough | 4 |
| Virginia Gardens, Dade | 4 |
| Wakulla Springs, Wakulla | 4 |
| Oneco, Manatee | 4 |
| Gulf Stream, Palm Beach | 4 |
| Holder, Citrus | 4 |
| Indian River Shores, Indian River | 4 |
| Hollywood, Unknown | 4 |
| International Service Center, Dade | 4 |
| Fanning Springs, Gilchrist | 4 |
| City Of Sunrise, Broward | 4 |
| Braden River, Manatee | 4 |
| Roseland, Indian River | 4 |
| Mount Dora, Orange | 4 |
| Leisure City, Dade | 4 |
| Durant, Hillsborough | 4 |
| Citrus Hills, Citrus | 4 |
| Kissimmee, Orange | 4 |
| Mayport, Duval | 4 |
| Shady Grove, Taylor | 4 |
| Buckingham, Lee | 4 |
| Quail Heights, Dade | 4 |
| Belleair Bluffs, Pinellas | 4 |
| Brooksville, Pasco | 4 |
| Laud-By-The-Sea, Broward | 4 |
| Valkaria, Brevard | 4 |
| Westlake, Palm Beach | 4 |
| Orlando, Brevard | 4 |
| Alturas, Polk | 4 |
| Redington Shores, Pinellas | 4 |
| Crystal Springs, Pasco | 4 |
| Bonita Springs, Collier | 4 |
| East Lake, Marion | 4 |
| Fort Charlotte, Charlotte | 4 |
| Grove City, Charlotte | 4 |
| Eglin, Okaloosa | 3 |
| Everglades City, Collier | 3 |
| Daytona Beach Shores, Volusia | 3 |
| Deer Island, Lake | 3 |
| Cottdonale, Washington | 3 |
| Redington Beach, Pinellas | 3 |
| Port Salerno, Martin | 3 |
| Margate, Unknown | 3 |
| Lealman, Pinellas | 3 |
| Chokoloskee, Collier | 3 |
| Cassadaga, Volusia | 3 |
| Davenport, Osceola | 3 |

COVID-19: characteristics of 771,989 Florida resident cases

Data through Oct 25, 2020 verified as of Oct 26, 2020 at 09:25 AM

Data in this report are provisional and subject to change.

The table below includes the cities and counties of residence for cases in Florida residents based on the patient's ZIP Code.

Note that city is not always received as part of the initial notification and may be missing while the case is being investigated.

| City and county | Cases |
|------------------------------------|-------|
| Fort Ogden, Desoto | 3 |
| Telogia, Liberty | 3 |
| Trenton, Levy | 3 |
| West Bradenton, Manatee | 3 |
| Loxahatchee Groves, Palm Beach | 3 |
| Lynbrook, Broward | 3 |
| Indian Shores, Pinellas | 3 |
| Hallandale Beach, Unknown | 3 |
| Captiva, Lee | 3 |
| Fort Lauderdale, Unknown | 3 |
| Ramrod Key, Monroe | 3 |
| Putnam Hall, Putnam | 3 |
| Orlando, Unknown | 3 |
| Florence Villa, Polk | 3 |
| Graceville, Holmes | 3 |
| Grandin, Putnam | 3 |
| Jacksonville, Clay | 3 |
| Sunny Hills, Washington | 3 |
| Basinger, Okeechobee | 3 |
| El Jobean, Charlotte | 3 |
| Laurel Hill, Walton | 3 |
| Lauderhill, Unknown | 3 |
| Point Washington, Walton | 3 |
| Elfers, Pasco | 3 |
| Fpo, Duval | 3 |
| Cypress Gardens, Polk | 3 |
| Indian Rock Beach, Pinellas | 3 |
| Mayport Naval Housing, Duval | 3 |
| Hillsboro Beach, Broward | 3 |
| Salem, Taylor | 3 |
| San Fernando, Unknown | 3 |
| Mount Plymouth, Lake | 3 |
| Vernon, Bay | 3 |
| Union Park, Orange | 3 |
| Sugarloaf, Monroe | 3 |
| Rocky Point, Hillsborough | 3 |
| Ozona, Pinellas | 3 |
| Orchid, Indian River | 3 |
| High Springs, Gilchrist | 3 |
| Cypress, Jackson | 3 |
| Clarcona, Orange | 3 |
| Hutchinson Island, St. Lucie | 3 |
| Miami Gardens, Unknown | 3 |
| Longboat Key, Sarasota | 3 |
| Lakeshore, Polk | 3 |
| San Carlos Park, Lee | 3 |
| Sorrento, Orange | 2 |
| Pompano Beach, Unknown | 2 |
| Ormond Beach, Flagler | 2 |
| Mesa, Unknown | 2 |
| Jacksonville Naval Hospital, Duval | 2 |
| Clewiston, Palm Beach | 2 |
| Kingsley Lake, Bradford | 2 |
| 000000, Unknown | 2 |
| Bayou George, Bay | 2 |
| Cape Haze, Charlotte | 2 |
| Yeehaw, Okeechobee | 2 |
| Glenwood, Volusia | 2 |
| Lamont, Taylor | 2 |

COVID-19: characteristics of 771,989 Florida resident cases

Data through Oct 25, 2020 verified as of Oct 26, 2020 at 09:25 AM

Data in this report are provisional and subject to change.

The table below includes the cities and counties of residence for cases in Florida residents based on the patient's ZIP Code.

Note that city is not always received as part of the initial notification and may be missing while the case is being investigated.

| City and county | Cases |
|----------------------------------|-------|
| Miccosukee, Leon | 2 |
| Milligan, Okaloosa | 2 |
| Carl Fisher, Dade | 2 |
| Westville, Walton | 2 |
| Oakland Park, Unknown | 2 |
| Seacrest, Walton | 2 |
| Sunrise, Unknown | 2 |
| Samoset, Manatee | 2 |
| Orange Springs, Marion | 2 |
| Sand Lake, Orange | 2 |
| Nobleton, Hernando | 2 |
| Sugarloaf Key, Monroe | 2 |
| West Palm Beach, Unknown | 2 |
| Lake Butler, Bradford | 2 |
| Jonesville, Alachua | 2 |
| Julington Creek, St. Johns | 2 |
| Jupiter Island, Martin | 2 |
| Miramar, Unknown | 2 |
| Miami, Martin | 2 |
| Dade City, Hernando | 2 |
| Fort Lauderdale, Dade | 2 |
| Bella Collina, Lake | 2 |
| Switzerland, St. Johns | 2 |
| Tarpon Springs, Pasco | 2 |
| Tampa, Pinellas | 2 |
| Watersound, Walton | 2 |
| Oklawaha, Marion | 2 |
| Laurel, Sarasota | 2 |
| Ludlam, Dade | 2 |
| Hollywood, Dade | 2 |
| Inlet Beach, Bay | 2 |
| Doctors Inlet, Clay | 2 |
| Clermont, Polk | 2 |
| Aripeka, Pasco | 2 |
| Worthington Springs, Union | 2 |
| White City, Gulf | 2 |
| Niceville, Walton | 2 |
| None, Dade | 2 |
| River Ranch, Polk | 2 |
| Port Charlotte, Unknown | 2 |
| Palm City, St. Lucie | 2 |
| Saint Augustine Beach, St. Johns | 2 |
| Seven Springs, Pasco | 2 |
| Fairfield, Marion | 2 |
| Cross Creek, Alachua | 2 |
| Choctaw Beach, Okaloosa | 2 |
| Archer, Levy | 2 |
| Homeless, Polk | 2 |
| Upper Key Largo, Monroe | 2 |
| Scottsmoor, Brevard | 2 |
| Brewton, Escambia | 2 |
| Caryville, Holmes | 2 |
| Goldenrod, Seminole | 2 |
| Lake Harbor, Palm Beach | 2 |
| Lanark Village, Franklin | 2 |
| Madison, Unknown | 2 |
| Destin, Unknown | 2 |
| Alligator Point, Wakulla | 2 |
| Florida Power & Light Co, Dade | 2 |

COVID-19: characteristics of 771,989 Florida resident cases

Data through Oct 25, 2020 verified as of Oct 26, 2020 at 09:25 AM

Data in this report are provisional and subject to change.

The table below includes the cities and counties of residence for cases in Florida residents based on the patient's ZIP Code.

Note that city is not always received as part of the initial notification and may be missing while the case is being investigated.

| City and county | Cases |
|-------------------------------------|-------|
| Gibsonia, Polk | 2 |
| Town N Country, Hillsborough | 2 |
| Wewahitchka, Calhoun | 2 |
| Winter Garden, Lake | 2 |
| Winterpark, Unknown | 1 |
| Wilbur By The Sea, Volusia | 1 |
| Westerville, Hillsborough | 1 |
| Unknown Out Of Area, Duval | 1 |
| Village Of Palm Springs, Palm Beach | 1 |
| Hallandate Ben, Unknown | 1 |
| Hickory, Lee | 1 |
| Hialeah, Broward | 1 |
| Homeless, Dade | 1 |
| Fl State Lot, Leon | 1 |
| Fort Walton Beac, Alachua | 1 |
| Fortlauderdale, Unknown | 1 |
| Ft Pierce, Unknown | 1 |
| Garland, Orange | 1 |
| El Paso, Unknown | 1 |
| Eustic, Unknown | 1 |
| Everett, Dade | 1 |
| Ebro, Bay | 1 |
| Alys Beach, Bay | 1 |
| Amelia City, Nassau | 1 |
| Apopka, Unknown | 1 |
| 333, Unknown | 1 |
| Bryn Mawr, Palm Beach | 1 |
| Chattanooga, Dade | 1 |
| Melrose, Bradford | 1 |
| Miamt, Dade | 1 |
| Mid Florida, Seminole | 1 |
| Missing, Hamilton | 1 |
| N/A, Duval | 1 |
| Jacksonville, Dade | 1 |
| Innovation, Pasco | 1 |
| Lauderdale Hill, Unknown | 1 |
| Live Oak, Columbia | 1 |
| Pt St Lucie, St. Lucie | 1 |
| San Diego, Unknown | 1 |
| Russellville, Hillsborough | 1 |
| Ocala, Unknown | 1 |
| Ocean Breeze, Martin | 1 |
| Palm City, Unknown | 1 |
| Miami Granders, Dade | 1 |
| Los Angeles, Polk | 1 |
| Lakewood, Unknown | 1 |
| Grand Island, Unknown | 1 |
| Green, Clay | 1 |
| Fwb, Unknown | 1 |
| Gastonia, Polk | 1 |
| Glen Ridge, Palm Beach | 1 |
| Labelle, Lee | 1 |
| Hialean, Unknown | 1 |
| Hilliard, Dade | 1 |
| Holt, Unknown | 1 |
| Bartow, Unknown | 1 |
| Boca Rotan, Unknown | 1 |
| Clermont, Unknown | 1 |
| Coral Springs, Unknown | 1 |

COVID-19: characteristics of 771,989 Florida resident cases

Data through Oct 25, 2020 verified as of Oct 26, 2020 at 09:25 AM

Data in this report are provisional and subject to change.

The table below includes the cities and counties of residence for cases in Florida residents based on the patient's ZIP Code.

Note that city is not always received as part of the initial notification and may be missing while the case is being investigated.

| City and county | Cases |
|--|-------|
| Cornelius, Leon | 1 |
| Crestview, Dade | 1 |
| Dania, Unknown | 1 |
| Darien, Pasco | 1 |
| Deltona , Volusia | 1 |
| Duke Field Air Force Station, Okaloosa | 1 |
| Dunnellon, Levy | 1 |
| Sea Ranch Lakes, Broward | 1 |
| Saint Petersburg, Dade | 1 |
| San Pedro Sula, Dade | 1 |
| Rosemary Beach, Bay | 1 |
| Port Charlotte Fl, Unknown | 1 |
| Wildlight, Nassau | 1 |
| Wimauma, Manatee | 1 |
| Wayne, Dade | 1 |
| Unknown, Orange | 1 |
| Sumatra, Liberty | 1 |
| Otter Creek, Levy | 1 |
| Opa Locka, Unknown | 1 |
| New York, Broward | 1 |
| Washington, Unknown | 1 |
| Wekiva Springs, Seminole | 1 |
| West Villages, Sarasota | 1 |
| Immokalee, Lee | 1 |
| Harrison, Pinellas | 1 |
| Hailandale, Unknown | 1 |
| Los Angeles Ca, Unknown | 1 |
| Lake Geneva, Clay | 1 |
| Coconut Creek, Unknown | 1 |
| Fort Myers, Unknown | 1 |
| Fort Pierce, Unknown | 1 |
| South Miami, Unknown | 1 |
| Spring Hill , Hernando | 1 |
| Tallahassee, Duval | 1 |
| Unknown, Broward | 1 |
| Unkown, Seminole | 1 |
| Peoria, Unknown | 1 |
| Port Everglades, Broward | 1 |
| Saint Augusaintine Beach, St. Johns | 1 |
| Port Saint Lucie, Martin | 1 |
| Navarre, Okaloosa | 1 |
| Newark, Broward | 1 |
| Orlando, Lake | 1 |
| Oooooo, Unknown | 1 |
| Middlesburg, Duval | 1 |
| Miami, Palm Beach | 1 |
| Mount Pleasant, Gadsden | 1 |
| Weston, Dade | 1 |
| Wesley Chapel, Alachua | 1 |
| Tewksbury, Orange | 1 |
| Aollywoss, Dade | 1 |
| 99, Unknown | 1 |
| Boca Raton, Unknown | 1 |
| Beverly Beach, Flagler | 1 |
| Blowing Rock, Polk | 1 |
| Clermont, Orange | 1 |
| Carol Stream, Orange | 1 |
| Estero, Collier | 1 |
| Dade City, Hillsborough | 1 |

COVID-19: characteristics of 771,989 Florida resident cases

Data through Oct 25, 2020 verified as of Oct 26, 2020 at 09:25 AM

Data in this report are provisional and subject to change.

The table below includes the cities and counties of residence for cases in Florida residents based on the patient's ZIP Code.

Note that city is not always received as part of the initial notification and may be missing while the case is being investigated.

| City and county | Cases |
|------------------------------------|-------|
| Dallas, Lee | 1 |
| Deland, Lake | 1 |
| Kissimmee, Brevard | 1 |
| Hispanic, St. Lucie | 1 |
| Fort Pierce, Martin | 1 |
| Lecanto, Marion | 1 |
| Olustee, Baker | 1 |
| Opalocka, Dade | 1 |
| Okeechobee, St. Lucie | 1 |
| Miamf, Dade | 1 |
| Tampa Palms, Hillsborough | 1 |
| San Antonio, Unknown | 1 |
| Pine Ridge, Citrus | 1 |
| Pineland, Lee | 1 |
| Polk, Polk | 1 |
| Arcadia, Unknown | 1 |
| Austin, Dade | 1 |
| Big Torch Key, Monroe | 1 |
| Bonifay, Unknown | 1 |
| Clearwater, Hillsborough | 1 |
| Celebration, Orange | 1 |
| Apo, Collier | 1 |
| East Rockland Key, Monroe | 1 |
| Milford, Bay | 1 |
| Mims, Volusia | 1 |
| Litchfield Park, Unknown | 1 |
| Los Angeles, Orange | 1 |
| Marathon Shores, Monroe | 1 |
| Jena, Taylor | 1 |
| Lake Worth, Unknown | 1 |
| West Hollywood, Broward | 1 |
| Weston, Unknown | 1 |
| Winnetka, Dade | 1 |
| Surfside Beach, Orange | 1 |
| Tavares, Unknown | 1 |
| Temple, Palm Beach | 1 |
| Webster, Hernando | 1 |
| Unknown, Duval | 1 |
| Venice, Dade | 1 |
| Okeechobee, Highlands | 1 |
| Orange Park, Duval | 1 |
| Orlando, Osceola | 1 |
| Palatka, Marion | 1 |
| Na, Dade | 1 |
| Seacrest, Bay | 1 |
| Stiamk, Dade | 1 |
| Port St Luice, Unknown | 1 |
| Port St. Lucie, St. Lucie | 1 |
| Pensacola Naval Hospital, Escambia | 1 |
| Pensacola, Dade | 1 |
| Panomo City, Bay | 1 |
| Plantation, Leon | 1 |
| Pooler, Broward | 1 |
| Suwannee, Dixie | 1 |
| Syracuse, Unknown | 1 |
| St Cloud, Orange | 1 |
| Seguin, Unknown | 1 |
| San Marcos, Unknown | 1 |
| Sarasota, Unknown | 1 |

COVID-19: characteristics of 771,989 Florida resident cases

Data through Oct 25, 2020 verified as of Oct 26, 2020 at 09:25 AM

Data in this report are provisional and subject to change.

The table below includes the cities and counties of residence for cases in Florida residents based on the patient's ZIP Code.

Note that city is not always received as part of the initial notification and may be missing while the case is being investigated.

| City and county | Cases |
|-------------------------------|-------|
| Okeechobi, Unknown | 1 |
| North Porte, Unknown | 1 |
| Notrealville, Polk | 1 |
| North Port, Manatee | 1 |
| Mount, Lake | 1 |
| Mulberry, Hillsborough | 1 |
| North Lauderdale, Unknown | 1 |
| Miami, Broward | 1 |
| Miamksaohes, Dade | 1 |
| Metter, Manatee | 1 |
| Mexico Beach, Gulf | 1 |
| Miami Dade, Unknown | 1 |
| Greenville, Taylor | 1 |
| Gig Harbor, Hillsborough | 1 |
| Kilgore, Dade | 1 |
| Island Grove, Alachua | 1 |
| Jupiter Inlet, Palm Beach | 1 |
| Dade City, Unknown | 1 |
| Crestview, Walton | 1 |
| Fernandina, Nassau | 1 |
| Bogota, Unknown | 1 |
| Vernon, Walton | 1 |
| Unknown, Manatee | 1 |
| Twentynine Palms, Broward | 1 |
| Xifamk, Dade | 1 |
| Windermere, Unknown | 1 |
| Venetian Islands, Dade | 1 |
| Venice, Manatee | 1 |
| Syracuse, Polk | 1 |
| Tamarac, Dade | 1 |
| Town Of Nocatee, St. Johns | 1 |
| Unkn, Duval | 1 |
| Unknown, Volusia | 1 |
| Orlando, Dade | 1 |
| Orlo Vista, Orange | 1 |
| Other, Dade | 1 |
| Northport, Sarasota | 1 |
| Red Bay, Holmes | 1 |
| Saint Johns, Duval | 1 |
| Pass-A-Grille Beach, Pinellas | 1 |
| Pensacola Beach, Escambia | 1 |
| Coconut Ck, Unknown | 1 |
| Deerfield Beach, Unknown | 1 |
| Caracas, Dade | 1 |
| Brooklyn, Lee | 1 |
| Alpharetta, Broward | 1 |
| Hoclywsod, Dade | 1 |
| Garden City, Alachua | 1 |
| Hallandale, Unknown | 1 |
| Franklin, Unknown | 1 |
| Downingtown, Hillsborough | 1 |
| Mckinney, Broward | 1 |
| Miamc, Dade | 1 |
| Los Angeles, Dade | 1 |
| Lakeland, Unknown | 1 |
| Homeless, Hillsborough | 1 |
| Homeless, Pinellas | 1 |
| Kenilworth, Leon | 1 |
| Wtixrat, Dade | 1 |

COVID-19: characteristics of 771,989 Florida resident cases

Data through Oct 25, 2020 verified as of Oct 26, 2020 at 09:25 AM

Data in this report are provisional and subject to change.

The table below includes the cities and counties of residence for cases in Florida residents based on the patient's ZIP Code.

Note that city is not always received as part of the initial notification and may be missing while the case is being investigated.

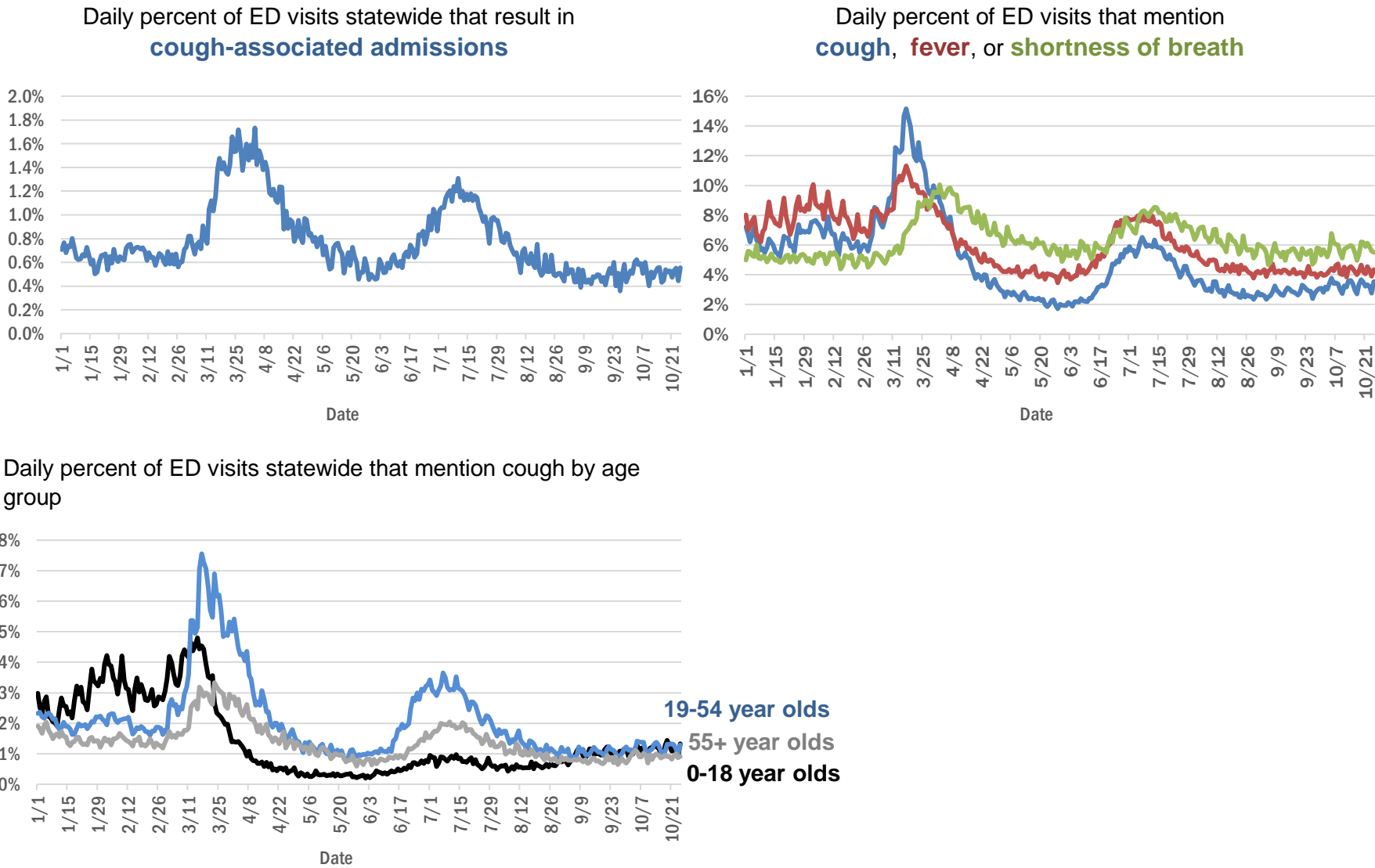
| City and county | Cases |
|---------------------------------------|---------|
| Watersound, Bay | 1 |
| Vero Beach, Unknown | 1 |
| Sunrtise, Dade | 1 |
| Unk, Alachua | 1 |
| Branford, Gilchrist | 1 |
| Davie, Unknown | 1 |
| Champions Gate, Osceola | 1 |
| Cincinnati, Dade | 1 |
| Belmont, Santa Rosa | 1 |
| Alva, Escambia | 1 |
| Babcock Ranch, Charlotte | 1 |
| Baker, Santa Rosa | 1 |
| Kissimmee, Unknown | 1 |
| Interlachen, Duval | 1 |
| Jacksonville Naval Air Station, Duval | 1 |
| Hosford, Calhoun | 1 |
| Indian Creek Village, Dade | 1 |
| Hialeahgardens, Dade | 1 |
| Duck Key, Monroe | 1 |
| Mayaguez, Dade | 1 |
| Miramar, Dade | 1 |
| Lakewood Ranch, Sarasota | 1 |
| Jacksonville, Nassau | 1 |
| Lucedale, St. Lucie | 1 |
| North Fort Myers, Charlotte | 1 |
| North Laud, Unknown | 1 |
| Oldsrav, Manatee | 1 |
| Monroe, Hillsborough | 1 |
| Panama City, Unknown | 1 |
| Perth Amboy, Hillsborough | 1 |
| Puerto Rico, Unknown | 1 |
| Punta Gorda, Unknown | 1 |
| Unknown, Unknown | 1 |
| Sharpes, Brevard | 1 |
| Saint Lucie Village, St. Lucie | 1 |
| Total | 771,989 |

COVID-19: additional surveillance information

Data through Oct 25, 2020 verified as of Oct 26, 2020 at 09:25 AM

Data in this report are provisional and subject to change.

Statewide emergency department (ED) chief complaint and admission data



The Electronic Surveillance System for the Early Notification of Community-Based Epidemics (ESSENCE-FL) includes chief complaint data from 211 of 211 Florida EDs. Data are transmitted electronically to ESSENCE-FL daily or hourly.

COVID-19: All Florida residents with test results reported

Data through Oct 25, 2020 verified as of Oct 26, 2020 at 09:25 AM

Data in this report are provisional and subject to change.

The table below includes persons with laboratory results that the Department of Health has received electronically or by mail/fax for Florida residents.

| County | Inconclusive | Negative | Positive | Percent positive | Total tested |
|--------------|--------------|----------|----------|------------------|--------------|
| Dade | 1,956 | 852,595 | 181,140 | 17.49% | 1,035,691 |
| Broward | 876 | 561,916 | 83,220 | 12.88% | 646,012 |
| Palm Beach | 609 | 366,371 | 50,340 | 12.06% | 417,320 |
| Hillsborough | 543 | 313,962 | 46,813 | 12.96% | 361,318 |
| Orange | 321 | 349,717 | 44,755 | 11.34% | 394,793 |
| Duval | 276 | 277,271 | 34,044 | 10.93% | 311,591 |
| Pinellas | 160 | 225,432 | 25,056 | 10.00% | 250,648 |
| Lee | 117 | 136,671 | 22,541 | 14.15% | 159,329 |
| Polk | 125 | 135,563 | 22,528 | 14.24% | 158,216 |
| Collier | 114 | 75,890 | 13,972 | 15.53% | 89,976 |
| Osceola | 140 | 82,730 | 13,852 | 14.32% | 96,722 |
| Manatee | 89 | 106,596 | 12,881 | 10.77% | 119,566 |
| Volusia | 128 | 95,155 | 12,421 | 11.53% | 107,704 |
| Escambia | 59 | 87,758 | 12,004 | 12.03% | 99,821 |
| Leon | 142 | 88,161 | 11,715 | 11.71% | 100,018 |
| Brevard | 76 | 108,214 | 11,029 | 9.24% | 119,319 |
| Marion | 111 | 72,161 | 10,683 | 12.88% | 82,955 |
| Pasco | 62 | 95,436 | 10,556 | 9.95% | 106,054 |
| Seminole | 73 | 84,004 | 10,053 | 10.68% | 94,130 |
| Alachua | 33 | 100,395 | 10,025 | 9.08% | 110,453 |
| Sarasota | 70 | 98,374 | 9,332 | 8.66% | 107,776 |
| St. Lucie | 54 | 61,655 | 8,886 | 12.59% | 70,595 |
| Lake | 106 | 85,892 | 8,421 | 8.92% | 94,419 |
| Bay | 71 | 33,295 | 6,482 | 16.27% | 39,848 |
| St. Johns | 49 | 60,244 | 6,206 | 9.33% | 66,499 |
| Okaloosa | 62 | 38,460 | 6,135 | 13.74% | 44,657 |
| Clay | 30 | 49,531 | 5,950 | 10.72% | 55,511 |
| Santa Rosa | 40 | 35,019 | 5,810 | 14.22% | 40,869 |
| Martin | 44 | 36,644 | 5,260 | 12.54% | 41,948 |
| Columbia | 57 | 14,995 | 4,200 | 21.82% | 19,252 |
| Indian River | 24 | 37,898 | 3,704 | 8.90% | 41,626 |
| Hernando | 20 | 29,796 | 3,605 | 10.79% | 33,421 |
| Charlotte | 38 | 36,126 | 3,541 | 8.92% | 39,705 |
| Citrus | 10 | 26,477 | 3,164 | 10.67% | 29,651 |
| Jackson | 13 | 14,869 | 3,066 | 17.08% | 17,948 |
| Gadsden | 47 | 15,199 | 3,043 | 16.64% | 18,289 |
| Suwannee | 48 | 9,344 | 2,958 | 23.95% | 12,350 |
| Sumter | 28 | 23,943 | 2,844 | 10.61% | 26,815 |
| Highlands | 11 | 21,152 | 2,563 | 10.80% | 23,726 |
| Putnam | 11 | 17,015 | 2,353 | 12.14% | 19,379 |
| Nassau | 17 | 21,574 | 2,262 | 9.48% | 23,853 |
| Hendry | 17 | 8,805 | 2,197 | 19.94% | 11,019 |
| Monroe | 11 | 18,514 | 2,156 | 10.43% | 20,681 |
| Walton | 35 | 13,023 | 2,114 | 13.93% | 15,172 |
| Flagler | 19 | 21,049 | 2,069 | 8.94% | 23,137 |
| Baker | 27 | 7,203 | 1,747 | 19.46% | 8,977 |
| Okeechobee | 14 | 10,418 | 1,719 | 14.15% | 12,151 |
| Desoto | 7 | 10,211 | 1,651 | 13.91% | 11,869 |

COVID-19: All Florida residents with test results reported

Data through Oct 25, 2020 verified as of Oct 26, 2020 at 09:25 AM

Data in this report are provisional and subject to change.

The table below includes persons with laboratory results that the Department of Health has received electronically or by mail/fax for Florida residents.

| County | Inconclusive | Negative | Positive | Percent positive | Total tested |
|------------|--------------|-----------|----------|------------------|--------------|
| Hardee | 9 | 7,134 | 1,575 | 18.07% | 8,718 |
| Taylor | 25 | 5,710 | 1,449 | 20.17% | 7,184 |
| Wakulla | 44 | 10,081 | 1,298 | 11.36% | 11,423 |
| Lafayette | 13 | 1,551 | 1,273 | 44.87% | 2,837 |
| Bradford | 20 | 6,258 | 1,221 | 16.28% | 7,499 |
| Washington | 24 | 6,144 | 1,211 | 16.41% | 7,379 |
| Union | 16 | 8,923 | 1,121 | 11.14% | 10,060 |
| Levy | 9 | 8,410 | 1,117 | 11.71% | 9,536 |
| Madison | 11 | 5,341 | 1,058 | 16.51% | 6,410 |
| Gulf | 6 | 5,212 | 925 | 15.06% | 6,143 |
| Hamilton | 2 | 4,867 | 893 | 15.50% | 5,762 |
| Dixie | 12 | 4,784 | 883 | 15.55% | 5,679 |
| Holmes | 10 | 4,847 | 871 | 15.21% | 5,728 |
| Franklin | 12 | 4,710 | 749 | 13.69% | 5,471 |
| Calhoun | 10 | 4,543 | 701 | 13.34% | 5,254 |
| Jefferson | 13 | 3,618 | 648 | 15.14% | 4,279 |
| Gilchrist | 9 | 4,422 | 604 | 12.00% | 5,035 |
| Glades | 1 | 1,067 | 597 | 35.86% | 1,665 |
| Liberty | | 3,235 | 533 | 14.15% | 3,768 |
| Unknown | 35 | 16,400 | 196 | 1.18% | 16,631 |
| Total | 7,271 | 5,189,980 | 771,989 | 12.93% | 5,969,240 |

COVID-19: testing by laboratory

Data through Oct 25, 2020 verified as of Oct 26, 2020 at 09:25 AM

Data in this report are provisional and subject to change.

The numbers in the table below represent the number of Florida and non-Florida residents for whom test results were received by the Department of Health. A person can be tested by more than one laboratory and can have both positive and negative results. **Therefore, the sum of the numbers in each column will be larger than the total number of people tested.**

| Reporting lab | Inconclusive | Negative | Positive | Percent positive | Total |
|---|--------------|-----------|----------|------------------|------------------|
| LABORATORY CORPORATION OF AMERICA | 1,725 | 1,056,270 | 129,832 | 11% | 1,187,827 |
| QUEST DIAGNOSTICS - TAMPA | 7,744 | 894,527 | 125,043 | 12% | 1,027,314 |
| BIO REFERENCE LABORATORIES, INC | 7,149 | 605,347 | 112,150 | 15% | 724,646 |
| CURATIVE LABS | 6,091 | 440,523 | 45,119 | 9% | 491,733 |
| GENETWORX | 661 | 390,590 | 32,890 | 8% | 424,141 |
| REALTOX LABS LLC | 3,543 | 289,443 | 47,679 | 14% | 340,665 |
| ELABNETWORK | 1,056 | 127,714 | 10,482 | 8% | 139,252 |
| RCA LABORATORY SERVICES, LLC | | 122,153 | 5,442 | 4% | 127,595 |
| NORTHWEST LABORATORY | 243 | 119,494 | 6,463 | 5% | 126,200 |
| MAKO GENOMICS | 5,524 | 103,500 | 16,490 | 13% | 125,514 |
| ADVENT HEALTH LAB | 112 | 101,549 | 14,192 | 12% | 115,853 |
| MEDICAL DIAGNOSTIC LABORATORIES | 957 | 96,209 | 13,756 | 12% | 110,922 |
| HELIX | 946 | 97,292 | 11,653 | 11% | 109,891 |
| MAYO CLINIC LABORATORIES | 246 | 91,354 | 8,892 | 9% | 100,492 |
| IMPACT HEALTH BIOMETRIC TESTING, INC | 652 | 91,695 | 7,981 | 8% | 100,328 |
| KORVALABS, INC | 1,245 | 89,288 | 4,508 | 5% | 95,041 |
| BPHL-JACKSONVILLE | 18 | 75,650 | 11,968 | 14% | 87,636 |
| BIOCOLLECTIONS WORLDWIDE, INC | 511 | 76,525 | 10,569 | 12% | 87,605 |
| BAYCARE LABORATORIES LLC | 403 | 80,113 | 6,581 | 8% | 87,097 |
| MEMORIAL REGIONAL HOSPITAL SOUTH | 22 | 69,998 | 14,464 | 17% | 84,484 |
| Florida_Hospital | 83 | 72,336 | 6,854 | 9% | 79,273 |
| ORLANDO HEALTH SYSTEM | 544 | 71,019 | 7,085 | 9% | 78,648 |
| QUEST DIAGNOSTICS NICHOLS INSTITUTE, INC. | 363 | 69,233 | 8,639 | 11% | 78,235 |
| SACRED HEART HOSPITAL LABORATORY | 2 | 69,180 | 8,051 | 10% | 77,233 |
| BPHL-MIAMI | 225 | 56,158 | 9,934 | 15% | 66,317 |
| SUNPATH MEDICAL DIAGNOSTICS LABORATORY | 594 | 57,031 | 8,029 | 12% | 65,654 |
| TAMPA GENERAL HOSPITAL | 4 | 57,429 | 4,255 | 7% | 61,688 |
| UF PATHLABS | 33 | 56,977 | 4,297 | 7% | 61,307 |
| DIATHERIX LABORATORIES | | 53,253 | 7,140 | 12% | 60,393 |
| TESTING MATTERS INC | | 48,563 | 5,855 | 11% | 54,418 |
| BPHL-TAMPA (SPECTRUM BLVD) | 45 | 44,408 | 6,880 | 13% | 51,333 |
| ARUP LABORATORIES | 11 | 46,310 | 2,750 | 6% | 49,071 |
| AMERICAN HEALTH ASSOCIATES | 8 | 43,621 | 3,218 | 7% | 46,847 |
| JACKSON MEMORIAL HOSPITAL CLINICAL LAB | 79 | 37,758 | 7,586 | 17% | 45,423 |
| ST VINCENT'S MEDICAL CENTER - RIVERSIDE | 1 | 39,595 | 4,306 | 10% | 43,902 |
| SHANDS AT THE UNIVERSITY OF FLORIDA | 262 | 39,622 | 2,223 | 5% | 42,107 |
| VIRACOR-EUROFINS LABORATORIES | | 32,668 | 9,317 | 22% | 41,985 |
| LAKELAND REGIONAL MEDICAL CENTER | 100 | 35,956 | 3,911 | 10% | 39,967 |
| AKESOGEN | | 32,993 | 4,819 | 13% | 37,812 |
| AIT LABORATORIES | | 33,502 | 3,624 | 10% | 37,126 |
| FULGENT DIAGNOSTICS LABORATORY | 496 | 30,537 | 1,803 | 5% | 32,836 |
| TALLAHASSEE MEMORIAL HOSPITAL | 112 | 26,767 | 3,044 | 10% | 29,923 |
| BAPTIST HOSPITAL OF MIAMI CLINICAL LABORATORY | 67 | 24,630 | 3,815 | 13% | 28,512 |
| BAPTIST MEDICAL CENTER JACKSONVILLE | 4 | 26,525 | 1,667 | 6% | 28,196 |
| BioRef | 27 | 24,875 | 2,692 | 10% | 27,594 |
| CAPE CORAL HOSPITAL CLINICAL LABORATORY | 3 | 22,685 | 3,545 | 14% | 26,233 |
| WALGREENS | 19 | 21,865 | 3,909 | 15% | 25,793 |

COVID-19: testing by laboratory

Data through Oct 25, 2020 verified as of Oct 26, 2020 at 09:25 AM

Data in this report are provisional and subject to change.

The numbers in the table below represent the number of Florida and non-Florida residents for whom test results were received by the Department of Health. A person can be tested by more than one laboratory and can have both positive and negative results. **Therefore, the sum of the numbers in each column will be larger than the total number of people tested.**

| Reporting lab | Inconclusive | Negative | Positive | Percent positive | Total |
|--|--------------|----------|----------|------------------|---------------|
| APPLIED INGENUITY DIAGNOSTICS LLC | | 23,631 | 1,064 | 4% | 24,695 |
| BROWARD GENERAL MEDICAL CENTER-CLINICAL LAB | 2 | 21,316 | 2,277 | 10% | 23,595 |
| SHANDS JACKSONVILLE MEDICAL CENTER INC | 33 | 20,278 | 1,738 | 8% | 22,049 |
| SARASOTA MEMORIAL HOSPITAL MAIN LAB | 12 | 20,386 | 1,400 | 6% | 21,798 |
| UNIVERSITY OF MIAMI HOSPITAL | 10 | 18,585 | 2,061 | 10% | 20,656 |
| ECCO LAB GROUP CO | 338 | 16,119 | 3,301 | 17% | 19,758 |
| ADVENTHEALTH DAYTONA BEACH | 32 | 18,170 | 1,293 | 7% | 19,495 |
| FLORIDA HOSPITAL - TAMPA | 37 | 17,688 | 1,531 | 8% | 19,256 |
| MILLENNIUM PHYSICIAN GROUP | 10 | 16,522 | 2,654 | 14% | 19,186 |
| NICKLAUS CHILDREN'S HOSPITAL | 44 | 16,125 | 2,650 | 14% | 18,819 |
| ACCESS DX LABORATORY | 175 | 16,092 | 1,659 | 9% | 17,926 |
| STATLAB_MOBILE | 1 | 16,134 | 1,614 | 9% | 17,749 |
| SOUTH MIAMI HOSPITAL LAB | 44 | 15,498 | 1,738 | 10% | 17,280 |
| MOUNT SINAI MEDICAL CENTER | 7 | 15,700 | 1,523 | 9% | 17,230 |
| LAB DIAGNOSTICS LLC | 350 | 11,629 | 5,067 | 30% | 17,046 |
| NORTH FLORIDA REGIONAL MEDICAL CENTER | | 15,254 | 1,561 | 9% | 16,815 |
| BIOCERNA LABS | 460 | 13,935 | 2,030 | 12% | 16,425 |
| PALMETTO GENERAL HOSPITAL LAB | 3 | 13,332 | 3,085 | 19% | 16,420 |
| ST JOSEPHS HOSPITAL LABORATORY | 12 | 14,212 | 1,877 | 12% | 16,101 |
| NAPLES COMMUNITY HOSPITAL | 52 | 14,331 | 1,517 | 10% | 15,900 |
| BRANDON REGIONAL HOSPITAL | | 13,754 | 1,807 | 12% | 15,561 |
| JFK MEDICAL CENTER LAB | 1 | 12,978 | 1,787 | 12% | 14,766 |
| ABL MEDICAL CARE LLC | 4 | 12,588 | 1,372 | 10% | 13,964 |
| JUPITER MEDICAL CENTER LAB | 43 | 12,587 | 1,216 | 9% | 13,846 |
| INTEGRATED REGIONAL LABORATORIES LLP | | 11,382 | 1,763 | 13% | 13,145 |
| SAINT MARY'S MEDICAL CENTER | 18 | 11,515 | 1,463 | 11% | 12,996 |
| DRS CLACK SPENCER WHITE & MCCORMACK PA D/B/A | | 11,724 | 1,053 | 8% | 12,777 |
| INDIAN RIVER MEDICAL CENTER LAB | | 12,011 | 691 | 5% | 12,702 |
| INGENIOUS PERSONALIZED MEDICINE | 92 | 10,433 | 1,978 | 16% | 12,503 |
| CLEVELAND CLINIC HOSPITAL LAB | 4 | 11,132 | 1,263 | 10% | 12,399 |
| PANCARE OF FLORIDA INC | | 11,057 | 860 | 7% | 11,917 |
| MORTON PLANT HOSPITAL-ADLER INSTITUTE | 8 | 10,872 | 776 | 7% | 11,656 |
| FLORIDA HOSPITAL WATERMAN LABORATORY | 70 | 10,572 | 829 | 7% | 11,471 |
| ORANGE COUNTY CONVENTION CENTER | | 10,379 | 1,059 | 9% | 11,438 |
| QUEST DIAGNOSTICS INFECTIOUS DISEASE INC | 70 | 9,437 | 1,912 | 17% | 11,419 |
| WELLINGTON REGIONAL MED CTR LAB | 5 | 9,876 | 1,274 | 11% | 11,155 |
| CURATIVE TEXAS | 59 | 10,247 | 784 | 7% | 11,090 |
| PATIENTS FIRST LAKE ELLA MEDICAL CENTER PA | | 8,725 | 2,152 | 20% | 10,877 |
| LEESBURG REGIONAL MEDICAL CENTER | | 9,865 | 1,006 | 9% | 10,871 |
| QUEST NEW ENGLAND | 35 | 9,514 | 1,026 | 10% | 10,575 |
| LARKIN COMMUNITY HOSPITAL INC DBA CARDIOTROPIC | | 6,820 | 3,623 | 35% | 10,443 |
| HOMESTEAD HOSPITAL CLINICAL LABORATORY | 19 | 8,228 | 1,849 | 18% | 10,096 |
| OSCEOLA REGIONAL MEDICAL CENTER | 1 | 8,526 | 1,265 | 13% | 9,792 |
| MEMORIAL REGIONAL HOSPITAL CLINICAL LABORATORY | 10 | 9,060 | 625 | 6% | 9,695 |

COVID-19: testing by laboratory

Data through Oct 25, 2020 verified as of Oct 26, 2020 at 09:25 AM

Data in this report are provisional and subject to change.

The numbers in the table below represent the number of Florida and non-Florida residents for whom test results were received by the Department of Health. A person can be tested by more than one laboratory and can have both positive and negative results. **Therefore, the sum of the numbers in each column will be larger than the total number of people tested.**

| Reporting lab | Inconclusive | Negative | Positive | Percent positive | Total |
|--|--------------|----------|----------|------------------|-------|
| MEMORIAL HOSPITAL JACKSONVILLE | 8 | 7,570 | 1,572 | 17% | 9,150 |
| ST MARKS HOSPITAL LABORATORY B | 77 | 8,287 | 765 | 8% | 9,129 |
| WEST KENDALL BAPTIST HOSPITAL LABORATORY | 6 | 7,466 | 1,646 | 18% | 9,118 |
| EXACT SCIENCES LABORATORIES | | 8,540 | 549 | 6% | 9,089 |
| COAST DIAGNOSTICS LLC | 25 | 8,436 | 598 | 7% | 9,059 |
| LAWNWOOD REGIONAL MEDICAL CENTER | 1 | 7,940 | 1,113 | 12% | 9,054 |
| DELRAY MEDICAL CENTER | 3 | 8,166 | 844 | 9% | 9,013 |
| LABCORP BURLINGTON (LPP) | 5 | 8,507 | 471 | 5% | 8,983 |
| RUTGERS CLINICAL GENOMICS LABORATORY | 37 | 8,649 | 286 | 3% | 8,972 |
| LARKIN COMMUNITY HOSPITAL | 10 | 7,396 | 1,193 | 14% | 8,599 |
| ST ANTHONY'S HOSPITAL LAB | 12 | 7,534 | 855 | 10% | 8,401 |
| WINTER HAVEN HOSPITAL CLINICAL LABORATORY | 3 | 7,102 | 1,213 | 15% | 8,318 |
| BAPTIST MEDICAL CENTER SOUTH | | 7,758 | 546 | 7% | 8,304 |
| GENESIS REFERENCE LABORATORIES | | 7,608 | 581 | 7% | 8,189 |
| Lee Memorial Hospital | | 6,366 | 1,801 | 22% | 8,167 |
| ORANGE PARK MEDICAL CENTER | 9 | 6,771 | 1,382 | 17% | 8,162 |
| BOSTON HEART DIAGNOSTICS CORP | | 7,032 | 1,109 | 14% | 8,141 |
| PRIVA PATH LABS | 24 | 7,733 | 298 | 4% | 8,055 |
| BETHESDA HOSPITAL EAST | | 7,368 | 680 | 8% | 8,048 |
| GOOD SAMARITAN MEDICAL CENTER LAB | 1 | 6,774 | 1,048 | 13% | 7,823 |
| NORTHWEST MEDICAL CENTER | 1 | 6,544 | 1,109 | 14% | 7,654 |
| AVECINA MEDICAL OAKLEAF | 3 | 6,797 | 759 | 10% | 7,559 |
| MEASE COUNTRYSIDE LAB | 1 | 6,880 | 636 | 8% | 7,517 |
| ST JOSEPHS HOSPITAL | 7 | 6,621 | 847 | 11% | 7,475 |
| AEGIS SCIENCES CORPORATION | 32 | 6,780 | 644 | 9% | 7,456 |
| PWN HEALTH | 15 | 6,002 | 1,391 | 19% | 7,408 |
| QUEST DIAGNOSTICS | 5 | 6,809 | 511 | 7% | 7,325 |
| AVECINA MEDICAL - SOUTHSIDE BLVD | 17 | 6,990 | 305 | 4% | 7,312 |
| OAK HILL HOSPITAL | | 6,557 | 684 | 9% | 7,241 |
| LARGO MEDICAL CENTER | | 6,508 | 722 | 10% | 7,230 |
| REAL DIAGNOSTICS | 77 | 6,591 | 494 | 7% | 7,162 |
| GULF COAST MEDICAL CENTER MICROLAB | | 5,570 | 1,553 | 22% | 7,123 |
| THE VILLAGES REGIONAL HOSPITAL | | 6,558 | 470 | 7% | 7,028 |
| HALIFAX MEDICAL CENTER LAB | 32 | 5,976 | 951 | 14% | 6,959 |
| QUEST DIAGNOSTICS - WEST HILLS | 21 | 6,661 | 270 | 4% | 6,952 |
| WESTSIDE REGIONAL MED CTR | 2 | 5,910 | 1,022 | 15% | 6,934 |
| FLORIDA HOSPITAL HEARTLAND MED CTR CLINICAL LAB | 33 | 6,129 | 714 | 10% | 6,876 |
| WEST BOCA MEDICAL CENTER LAB | | 6,270 | 553 | 8% | 6,823 |
| BAPTIST HOSPITAL OF MIAMI MOLECULAR DIAGNOSTICS | 58 | 5,893 | 847 | 12% | 6,798 |
| MANATEE MEMORIAL HOSPITAL | | 6,220 | 559 | 8% | 6,779 |
| WEST FLORIDA HOSPITAL LAB | | 5,529 | 1,214 | 18% | 6,743 |
| CORAL GABLES HOSPITAL CLINICAL LABORATORY | | 5,547 | 1,177 | 18% | 6,724 |
| MERCY HOSPITAL A CAMPUS OF PLANTATION GEN HOSP LAB | 1 | 5,421 | 1,236 | 19% | 6,658 |
| ADVENTHEALTH WESLEY CHAPEL | 14 | 6,176 | 463 | 7% | 6,653 |
| LUMINUS DIAGNOSTICS | | 6,066 | 523 | 8% | 6,589 |

COVID-19: testing by laboratory

Data through Oct 25, 2020 verified as of Oct 26, 2020 at 09:25 AM

Data in this report are provisional and subject to change.

The numbers in the table below represent the number of Florida and non-Florida residents for whom test results were received by the Department of Health. A person can be tested by more than one laboratory and can have both positive and negative results. **Therefore, the sum of the numbers in each column will be larger than the total number of people tested.**

| Reporting lab | Inconclusive | Negative | Positive | Percent positive | Total |
|--|--------------|----------|----------|------------------|--------------|
| PALM BEACH GARDENS MEDICAL CTR LAB | | 5,900 | 524 | 8% | 6,424 |
| BAPTIST HOSPITAL LABORATORY | 4 | 5,450 | 933 | 15% | 6,387 |
| UHEALTH CORAL GABLES/LENNAR MED CTR | 2 | 6,056 | 278 | 4% | 6,336 |
| Capital Regional Medical Ctr | | 5,146 | 1,174 | 19% | 6,320 |
| HEALTH PARK MEDICAL CENTER CLINICAL LAB | | 5,284 | 1,015 | 16% | 6,299 |
| PALMS WEST HOSPITAL LAB | 2 | 5,296 | 985 | 16% | 6,283 |
| DOCTORS HOSPITAL | 3 | 5,236 | 1,006 | 16% | 6,245 |
| NCH NORTH NAPLES HOSPITAL LAB | 13 | 5,468 | 726 | 12% | 6,207 |
| STS LAB 2 LLC | 6 | 6,105 | 54 | 1% | 6,165 |
| AVENTURA HOSPITAL LAB | | 4,918 | 1,210 | 20% | 6,128 |
| FLORIDA HOSPITAL FLAGLER | 29 | 5,672 | 370 | 6% | 6,071 |
| MEDICAL CENTER OF TRINITY CLINICAL LABORATORY | | 5,446 | 604 | 10% | 6,050 |
| BLAKE MEDICAL CENTER | | 5,194 | 832 | 14% | 6,026 |
| REGIONAL MEDCIAL CENTER BAYONET POINT | 2 | 5,624 | 380 | 6% | 6,006 |
| HOLY CROSS HOSPITAL CLINICAL LAB | 1 | 5,737 | 186 | 3% | 5,924 |
| QUEST DIAGNOSTICS NICHOLS INSTITUTE - SJC (ELR) | 35 | 5,093 | 785 | 13% | 5,913 |
| INFORM DIAGNOSTICS, INC | | 5,514 | 274 | 5% | 5,788 |
| CLEVELAND CLINIC TRADITION HOSPITAL | | 5,402 | 332 | 6% | 5,734 |
| AVECINA MEDICAL JULINGTON | 5 | 4,903 | 757 | 13% | 5,665 |
| FLORIDA MEDICAL CENTER - A CAMPUS OF NORTH SHORE | 2 | 4,864 | 681 | 12% | 5,547 |
| FLORIDA HOSPITAL ZEPHYRHILLS | 10 | 5,150 | 372 | 7% | 5,532 |
| NORTH SHORE MEDICAL CENTER | | 4,485 | 1,005 | 18% | 5,490 |
| CORAL SPRINGS MED CTR | | 4,983 | 493 | 9% | 5,476 |
| FLORIDA HOSPITAL DELAND | 10 | 4,674 | 713 | 13% | 5,397 |
| FLORIDA HOSPITAL OF CARROLLWOOD | 22 | 4,767 | 575 | 11% | 5,364 |
| BROWARD HEALTH NORTH CLINICAL LABORATORY | | 4,695 | 633 | 12% | 5,328 |
| WATSON CLINIC LLP MAIN | | 4,559 | 722 | 14% | 5,281 |
| NEMOURS CHILDRENS HOSPITAL | | 5,107 | 158 | 3% | 5,265 |
| PLANTATION GENERAL HOSPITAL | | 4,312 | 936 | 18% | 5,248 |
| MARTIN HOSPITAL SOUTH LAB | | 4,966 | 279 | 5% | 5,245 |
| LAKE CITY MEDICAL CENTER | | 4,159 | 1,082 | 21% | 5,241 |
| NORTHSIDE HOSPITAL AND HEART INSTITUTE | | 4,665 | 540 | 10% | 5,205 |
| ACCESS MEDICAL LABORATORIES | | 3,522 | 1,639 | 32% | 5,161 |
| CLEVELAND CLINIC MARTIN SOUTH HOSPITAL | 1 | 4,579 | 407 | 8% | 4,987 |
| ALL CHILDREN'S HOSPITAL LAB | | 4,705 | 243 | 5% | 4,948 |
| NIGHT LITE PEDIATRICS | 4 | 3,581 | 1,148 | 24% | 4,733 |
| CENTRAL FLORIDA REGIONAL HOSPITAL | | 4,246 | 469 | 10% | 4,715 |
| VISTA CLINICAL | 3 | 2,619 | 2,060 | 44% | 4,682 |
| OCALA REGIONAL MEDICAL CENTER | | 4,136 | 526 | 11% | 4,662 |
| NIGHT LITE PEDIATRICS URGENT CARE | 1 | 4,087 | 572 | 12% | 4,660 |
| BAPTIST MEDICAL CENTER - BEACHES | | 4,256 | 284 | 6% | 4,540 |
| BAYFRONT MEDICAL CENTER | 13 | 3,424 | 1,023 | 23% | 4,460 |
| UNITED CLINICAL LABORATORY LLC | 2 | 3,592 | 834 | 19% | 4,428 |
| NONA SCIENTIFIC | 3 | 3,722 | 702 | 16% | 4,427 |
| MEMORIAL HOSPITAL WEST LABORATORY SERVICES | 13 | 3,948 | 441 | 10% | 4,402 |
| GULF COAST MEDICAL CENTER LAB | | 3,561 | 796 | 18% | 4,357 |
| LEON MEDICAL CENTERS LLC | | 3,630 | 715 | 16% | 4,345 |

COVID-19: testing by laboratory

Data through Oct 25, 2020 verified as of Oct 26, 2020 at 09:25 AM

Data in this report are provisional and subject to change.

The numbers in the table below represent the number of Florida and non-Florida residents for whom test results were received by the Department of Health. A person can be tested by more than one laboratory and can have both positive and negative results. **Therefore, the sum of the numbers in each column will be larger than the total number of people tested.**

| Reporting lab | Inconclusive | Negative | Positive | Percent positive | Total |
|--|--------------|----------|----------|------------------|-------|
| FULGENT DIAGNOSTICS | 92 | 3,984 | 254 | 6% | 4,330 |
| MOFFITT CANCER CENTER | 6 | 4,119 | 78 | 2% | 4,203 |
| MORTON PLANT-MEASE | 1 | 3,845 | 287 | 7% | 4,133 |
| LAKEWOOD RANCH MEDICAL CENTER | | 3,803 | 297 | 7% | 4,100 |
| WEST PALM HOSPITAL LAB | | 3,635 | 380 | 9% | 4,015 |
| ST JOSEPHS NORTH HOSPITAL LAB | | 3,585 | 402 | 10% | 3,987 |
| HEALTHQUEST ESOTERICS | | 2,863 | 1,098 | 28% | 3,961 |
| CARDIOTROPIC LABS | 83 | 3,116 | 724 | 18% | 3,923 |
| IMPERIAL POINT MEDICAL CENTER | | 3,580 | 306 | 8% | 3,886 |
| POINCIANA MEDICAL CENTER | | 3,002 | 878 | 23% | 3,880 |
| WEST MARION COMMUNITY HOSPITAL LAB | | 3,399 | 453 | 12% | 3,852 |
| FLORIDA HOSPITAL FISH MEMORIAL | 18 | 3,385 | 435 | 11% | 3,838 |
| ST LUCIE MEDICAL CENTER | | 3,082 | 678 | 18% | 3,760 |
| ANNE BATES LEACH EYE HOSPITAL/ ABLEH MICROBIOLOGY LABORATORY | | 3,693 | 63 | 2% | 3,756 |
| BAPTIST MEDICAL CENTER - NASSAU | | 3,438 | 158 | 4% | 3,596 |
| MEMORIAL HOSPITAL MICRO | | 3,312 | 269 | 8% | 3,581 |
| SOUTH FLORIDA BAPTIST HOSPITAL MICRO | 2 | 3,087 | 480 | 13% | 3,569 |
| WALGREENS OAKLAND PARK | 6 | 3,221 | 327 | 9% | 3,554 |
| AVERO DIAGNOSTICS - IRVING | | 3,302 | 201 | 6% | 3,503 |
| NEW YORK STATE ELR - SUNRISE MEDICAL LABORATORIES | | 3,364 | 79 | 2% | 3,443 |
| LABSTAT LLC | 1 | 3,285 | 53 | 2% | 3,339 |
| CLEVELAND CLINIC MARTIN NORTH HOSPITAL | | 2,984 | 307 | 9% | 3,291 |
| FLORIDA HOSPITAL NORTH PINELLAS | 11 | 3,058 | 210 | 6% | 3,279 |
| PHYSICIANS REGIONAL MEDICAL CENTER - PINE RIDGE RD | | 2,629 | 547 | 17% | 3,176 |
| HIALEAH HOSPITAL | 4 | 2,560 | 592 | 19% | 3,156 |
| WESTCHESTER HOSPITAL | 23 | 2,592 | 485 | 16% | 3,100 |
| QUEST DIAGNOSTICS - ATLANTA | 4 | 2,723 | 344 | 11% | 3,071 |
| UNIVERSITY HOSPITAL AND MEDICAL CENTER | | 2,340 | 691 | 23% | 3,031 |
| ST PETERSBURG GENERAL HOSPITAL | | 2,461 | 545 | 18% | 3,006 |
| FORT WALTON BEACH MEDICAL CENTER | | 2,598 | 384 | 13% | 2,982 |
| HOLIDAY CVS LLC | | 2,875 | 107 | 4% | 2,982 |
| OVIEDO MEDICAL CENTER | | 2,627 | 352 | 12% | 2,979 |
| GENE BY GENE, GENOMICS RESEARCH CENTER LAB | 34 | 2,841 | 75 | 3% | 2,950 |
| GENOVA DIAGNOSTICS LABORATORY | 8 | 2,578 | 124 | 5% | 2,710 |
| BAPTIST NORTH EMERGENCY CENTER | | 2,074 | 570 | 22% | 2,644 |
| WALGREEN CO | 2 | 2,292 | 307 | 12% | 2,601 |
| ARCPOINT LABS - FORT MYERS | 2 | 2,339 | 251 | 10% | 2,592 |
| MEDCOMP SCIENCES LLC | 29 | 1,307 | 1,253 | 48% | 2,589 |
| MEASE DUNEDIN HOSPITAL | 4 | 2,364 | 217 | 8% | 2,585 |
| MEMORIAL HOSPITAL- MIRAMAR | 12 | 2,345 | 187 | 7% | 2,544 |
| UNKNOWN | 3 | 1,817 | 724 | 28% | 2,544 |
| RAULERSON HOSPITAL | | 2,136 | 391 | 15% | 2,527 |
| ADVENTHEALTH OCALA LABORATORY | | 2,124 | 386 | 15% | 2,510 |
| P4 CLINICAL, LLC | 31 | 2,220 | 230 | 9% | 2,481 |
| QUEST DIAGNOSTICS LENEXA | 19 | 2,189 | 221 | 9% | 2,429 |
| PUTNAM COMMUNITY MEDICAL CENTER | | 2,158 | 270 | 11% | 2,428 |
| DOCTORS HOSPITAL OF SARASOTA CLINICAL LABORATORY | | 2,164 | 239 | 10% | 2,403 |

COVID-19: testing by laboratory

Data through Oct 25, 2020 verified as of Oct 26, 2020 at 09:25 AM

Data in this report are provisional and subject to change.

The numbers in the table below represent the number of Florida and non-Florida residents for whom test results were received by the Department of Health. A person can be tested by more than one laboratory and can have both positive and negative results. **Therefore, the sum of the numbers in each column will be larger than the total number of people tested.**

| Reporting lab | Inconclusive | Negative | Positive | Percent positive | Total |
|---|--------------|----------|----------|------------------|-------|
| CARDIOPATH | 1 | 2,275 | 120 | 5% | 2,396 |
| PALMS OF PASADENA HOSPITAL | | 2,098 | 266 | 11% | 2,364 |
| CITRUS MEMORIAL HOSPITAL LABORATORY | | 2,051 | 203 | 9% | 2,254 |
| SOUTH BAY HOSPITAL MICRO | | 1,949 | 303 | 13% | 2,252 |
| KD MEDICAL CHOICE LLC | | 2,007 | 220 | 10% | 2,227 |
| MIDWAY SPECIALTY CARE CENTER DIAGNOSTICS | 24 | 1,983 | 154 | 7% | 2,161 |
| SYNERGY LABORATORIES | 7 | 1,949 | 185 | 9% | 2,141 |
| TWIN CITIES HOSPITAL | 1 | 1,937 | 196 | 9% | 2,134 |
| WALGREENS ORLANDO | 1 | 1,864 | 248 | 12% | 2,113 |
| BETHESDA HOSPITAL WEST | | 1,930 | 171 | 8% | 2,101 |
| INDIAN RIVER PATHOLOGY LLC | | 1,893 | 164 | 8% | 2,057 |
| MEMORIAL HOSPITAL PEMBROKE | 3 | 1,822 | 224 | 11% | 2,049 |
| LEE HEALTH COCONUT POINT CLINICAL LAB | 2 | 1,644 | 381 | 19% | 2,027 |
| BAYFRONT HEALTH - ST PETERSBURG CLINICAL LAB | 2 | 1,848 | 90 | 5% | 1,940 |
| SELECT LABORATORIES MARION COUNTY, LLC. | 3 | 1,824 | 107 | 6% | 1,934 |
| AVENTUS BIOLABS | 1 | 1,379 | 550 | 28% | 1,930 |
| FLORIDA LABORATORY ANALYSIS | | 1,595 | 283 | 15% | 1,878 |
| DOC SMILEY'S URGENT CARE | | 1,703 | 174 | 9% | 1,877 |
| BARTOW REGIONAL MEDICAL CENTER | 1 | 1,627 | 245 | 13% | 1,873 |
| CLARITY LAB SOLUTIONS | | 1,673 | 182 | 10% | 1,855 |
| UNIVERSITY OF MIAMI HOSPITAL & CLINICS | 2 | 1,769 | 77 | 4% | 1,848 |
| BAPTIST MEDICAL PLAZA AT WEST KENDALL | | 1,643 | 203 | 11% | 1,846 |
| LAKE SIDE MEDICAL CENTER | | 1,420 | 419 | 23% | 1,839 |
| LOWER KEYS MEDICAL CENTER | | 1,642 | 173 | 10% | 1,815 |
| ACUTIS DIAGNOSTICS | 15 | 1,526 | 176 | 10% | 1,717 |
| PHYSICIANS REGIONAL MEDICAL CENTER - COLLIER BLVD | 1 | 1,312 | 373 | 22% | 1,686 |
| SACRED HEART-EMERALD COAST | | 1,416 | 234 | 14% | 1,650 |
| BMCT Molecular Diagnostics Subsection | | 1,361 | 272 | 17% | 1,633 |
| QUEST DIAGNOSTICS WOOD DALE | 5 | 1,496 | 110 | 7% | 1,611 |
| AMELIA URGENT CARE | | 1,137 | 461 | 29% | 1,598 |
| ADVENTHEALTH LAB | 1 | 1,264 | 327 | 21% | 1,592 |
| OPTEO LABORATORY | | 1,506 | 31 | 2% | 1,537 |
| HIGHLANDS REGIONAL MEDICAL CENTER | | 1,268 | 263 | 17% | 1,531 |
| MINUTECLINIC LLC #3703 | | 1,359 | 165 | 11% | 1,524 |
| HOLIDAY CVS LLC DBA CVS PHARMACY #5154 | | 1,496 | 14 | 1% | 1,510 |
| LABCORP RTP | 4 | 670 | 825 | 55% | 1,499 |
| ENGLEWOOD COMMUNITY HOSPITAL | | 1,382 | 93 | 6% | 1,475 |
| GULF BREEZE HOSPITAL LAB | 2 | 1,290 | 175 | 12% | 1,467 |
| MEDICAL DNA LABS LLC | 2 | 1,381 | 71 | 5% | 1,454 |
| THE CENTER FOR URGENT CARE | | 1,194 | 238 | 17% | 1,432 |
| MARINERS HOSPITAL | | 1,307 | 121 | 8% | 1,428 |
| QUEST DIAGNOSTICS - MIRAMAR | 7 | 378 | 1,041 | 73% | 1,426 |
| URGENT CARE CURE | 2 | 1,309 | 109 | 8% | 1,420 |
| CENTRA CARE – WATERFORD LAKES | | 1,087 | 324 | 23% | 1,411 |
| LABCORP | 2 | 884 | 501 | 36% | 1,387 |
| PATIENTS CHOICE LABORATORIES | | 819 | 566 | 41% | 1,385 |
| TALLAHASSEE PRIMARY CARE ASSOCIATES | | 1,270 | 109 | 8% | 1,379 |

COVID-19: testing by laboratory

Data through Oct 25, 2020 verified as of Oct 26, 2020 at 09:25 AM

Data in this report are provisional and subject to change.

The numbers in the table below represent the number of Florida and non-Florida residents for whom test results were received by the Department of Health. A person can be tested by more than one laboratory and can have both positive and negative results. **Therefore, the sum of the numbers in each column will be larger than the total number of people tested.**

| Reporting lab | Inconclusive | Negative | Positive | Percent positive | Total |
|--|--------------|----------|----------|------------------|--------------|
| BAPTIST MEDICAL PLAZA AT COUNTRY WALK | | 1,232 | 145 | 11% | 1,377 |
| BAYFRONT HEALTH SEVEN RIVERS | | 1,321 | 38 | 3% | 1,359 |
| ST VINCENT'S MEDICAL CENTER - SOUTHSIDE | | 1,308 | 32 | 2% | 1,340 |
| CernerELR_Advent | | 1,259 | 65 | 5% | 1,324 |
| VIKOR SCIENTIFIC | 2 | 821 | 495 | 38% | 1,318 |
| ISPM LABS, LLC DBA CAPSTONE DIAGNOSTICS, LLC | | 1,294 | 14 | 1% | 1,308 |
| UHEALTH DEERFIELD BEACH/UMSYLVESTER DEERFIELD BEACH LABORATORY | 3 | 1,238 | 45 | 3% | 1,286 |
| BAPTIST EMERGENCY CENTER OAKLEAF | | 1,075 | 207 | 16% | 1,282 |
| DESOTO MEMORIAL HOSPITAL CLINICAL LABORATORY | 3 | 1,089 | 173 | 14% | 1,265 |
| BAYFRONT HEALTH PORT CHARLOTTE CLINICAL LAB | | 1,193 | 55 | 4% | 1,248 |
| CLINICORE | | 1,124 | 91 | 7% | 1,215 |
| FLOWERS HOSPITAL | | 1,107 | 108 | 9% | 1,215 |
| ATLANTIS URGENT CARE | 1 | 661 | 549 | 45% | 1,211 |
| BAPTIST EMERGENCY CENTER CLAY | | 1,072 | 137 | 11% | 1,209 |
| GENUS3 | | 1,158 | 49 | 4% | 1,207 |
| BAPTIST HEALTH EMERGENCY CENTER COUNTRY WALK | 1 | 1,009 | 183 | 15% | 1,193 |
| MINUTECLINIC | | 1,065 | 126 | 11% | 1,191 |
| BAYFRONT HEALTH BROOKSVILLE | | 994 | 189 | 16% | 1,183 |
| FLORIDA HOSPITAL OCALA | | 1,134 | 31 | 3% | 1,165 |
| BAPTIST MEDICAL PLAZA AT WESTCHESTER | | 1,004 | 135 | 12% | 1,139 |
| BAPTIST MEDICAL PLAZA AT MIAMI LAKES | | 952 | 177 | 16% | 1,129 |
| ORLANDO VA MEDICAL CENTER | | 859 | 246 | 22% | 1,105 |
| TAMPA COMMUNITY HOSPITAL | | 899 | 199 | 18% | 1,098 |
| BAYFRONT HEALTH VENICE REGIONAL MEDICAL LAB SERVICES | | 1,014 | 75 | 7% | 1,089 |
| PHYSICIANS STAT LAB | | 318 | 757 | 70% | 1,075 |
| SANTA ROSA MEDICAL CENTER CLINICAL LAB | | 1,023 | 49 | 5% | 1,072 |
| JACKSON HOSPITAL CLINICAL LABORATORY | | 915 | 130 | 12% | 1,045 |
| BAPTIST MEDICAL PLAZA AT DORAL URGENT CARE CENTER | | 897 | 146 | 14% | 1,043 |
| ANGEL KIDS PEDIATRICS | | 1,002 | 36 | 3% | 1,038 |
| ADVANCE MEDICAL OF NAPLES | | 257 | 774 | 75% | 1,031 |
| CENTRA CARE SAINT CLOUD | | 915 | 114 | 11% | 1,029 |
| ASSOCIATED PATHOLOGISTS, LLC | 3 | 851 | 158 | 16% | 1,012 |
| AVECINA MEDICAL | | 738 | 261 | 26% | 999 |
| ASSURANCE SCIENTIFIC LABORATORIES | 1 | 808 | 187 | 19% | 996 |
| NEW YORK STATE ELR - NORTH SHORE LONG ISLAND JEWISH HEALTH | | 952 | 40 | 4% | 992 |
| PATHNOSTICS | 1 | 109 | 880 | 89% | 990 |
| LMHS | | 902 | 85 | 9% | 987 |
| NXGEN MDX LLC | 3 | 885 | 75 | 8% | 963 |
| ACCESS MEDICAL LABS | | 635 | 290 | 31% | 925 |
| MEMORIAL HOSPITAL WEST | 1 | 889 | 33 | 4% | 923 |
| CAPSTONE HEALTHCARE | | 605 | 285 | 32% | 890 |
| BAPTIST MEDICAL PLAZA AT TAMIAMI TRAIL | | 772 | 111 | 13% | 883 |
| EGLIN AIRFORCE BASE LAB | | 510 | 369 | 42% | 879 |
| SANTA ROSA MEDICAL CENTER | | 625 | 253 | 29% | 878 |
| CLINICAL REFERENCE LABORATORY | | 855 | 21 | 2% | 876 |
| MINUTECLINIC LLC | | 772 | 103 | 12% | 875 |
| BAPTIST MEDICAL PLAZA AT PEMBROKE PINES | | 784 | 74 | 9% | 858 |

COVID-19: testing by laboratory

Data through Oct 25, 2020 verified as of Oct 26, 2020 at 09:25 AM

Data in this report are provisional and subject to change.

The numbers in the table below represent the number of Florida and non-Florida residents for whom test results were received by the Department of Health. A person can be tested by more than one laboratory and can have both positive and negative results. **Therefore, the sum of the numbers in each column will be larger than the total number of people tested.**

| Reporting lab | Inconclusive | Negative | Positive | Percent positive | Total |
|---|--------------|----------|----------|------------------|-------|
| BARDMOOR LABORATORY | 1 | 748 | 102 | 12% | 851 |
| LAB24 INC | 3 | 217 | 630 | 74% | 850 |
| MEDEXPRESS URGENT CARE | | 544 | 305 | 36% | 849 |
| MARTIN MEMORIAL LABORATORY AT ST LUCIE WEST | | 764 | 81 | 10% | 845 |
| AMERICAN FAMILY CARE | | 628 | 216 | 26% | 844 |
| NEW YORK STATE ELR - NYU HOSPITALS CENTER CLINICAL LABORATORIES | | 812 | 19 | 2% | 831 |
| FLORIDA HOSPITAL ORLANDO | | 743 | 74 | 9% | 817 |
| TOM LEE COMMUNITY HEALTH CENTER | | 520 | 288 | 36% | 808 |
| ST VINCENTS CLAY COUNTY | | 775 | 26 | 3% | 801 |
| NCH NORTHEAST | 5 | 565 | 213 | 27% | 783 |
| VAMC ORLANDO | | 360 | 423 | 54% | 783 |
| BAPTIST HEALTH URGENT CARE AT PINECREST | | 714 | 65 | 8% | 779 |
| BAYFRONT HEALTH PUNTA GORDA CLINICAL LABORATORY | | 756 | 22 | 3% | 778 |
| LABTECH DIAGNOSTIC | | 546 | 214 | 28% | 760 |
| BAPTIST HEALTH MEDICAL PLAZA AT CORAL SPRINGS | | 674 | 73 | 10% | 747 |
| SPARROW HEALTHCARE | 2 | 580 | 159 | 21% | 741 |
| STEWART REFERENCE LABORATORY | | 469 | 264 | 36% | 733 |
| BAPTIST MEDICAL PLAZA AT BRICKELL | | 648 | 84 | 11% | 732 |
| DYNIX DIAGNOSTICS | 2 | 518 | 203 | 28% | 723 |
| QUEST | 5 | 228 | 489 | 68% | 722 |
| BAYCARE COMMUNITY HEALTH | | 707 | 11 | 2% | 718 |
| DISNEY COVID TEST SITE | | 703 | 8 | 1% | 711 |
| EPN URGENT CARE NAPLES | 2 | 617 | 86 | 12% | 705 |
| PHAROS HEALTH | | 550 | 149 | 21% | 699 |
| BAPTIST HEALTH URGENT CARE AT WESTON | | 638 | 57 | 8% | 695 |
| BAPTIST MEDICAL PLAZA AT CORAL GABLES URGENT CARE | | 634 | 60 | 9% | 694 |
| SCION LAB SERVICES LLC | 2 | 670 | 21 | 3% | 693 |
| NORTH FLORIDA PEDIATRICS-TALLAHASSEE | | 641 | 50 | 7% | 691 |
| AMELIA EXPRESS CARE | | 497 | 184 | 27% | 681 |
| BAYFRONT HEALTH SPRING HILL | | 626 | 53 | 8% | 679 |
| BAPTIST MEDICAL PLAZA AT DAVIE URGENT CARE CENTER | | 593 | 81 | 12% | 674 |
| JW PLASTIC SURGERY | | 614 | 57 | 8% | 671 |
| NONE | | 283 | 385 | 58% | 668 |
| ARCPPOINT LABS OF TAMPA | | 551 | 114 | 17% | 665 |
| BAPTIST HEALTH URGENT CARE AT UNIVERSITY CENTRE | | 601 | 61 | 9% | 662 |
| ELLENTON URGENT CARE | | 487 | 172 | 26% | 659 |
| FLORIDA MEDICAL CLINIC | 1 | 527 | 125 | 19% | 653 |
| HISTOPATHOLOGY SERVICES, LLC | | 575 | 77 | 12% | 652 |
| LEE MEMORIAL HOSPITAL LAB | | | 652 | 100% | 652 |
| COMMUNITY HEALTH NORTHWEST FLORIDA | 2 | 521 | 125 | 19% | 648 |
| EMERGENCY PHYSICIANS MEDICAL CENTER | | 3 | 643 | 100% | 646 |
| CENTRA CARE | | 410 | 221 | 35% | 631 |
| SUNRISE MEDICAL LABORATORIES | 2 | 430 | 198 | 31% | 630 |
| MINI ER ADULT AND PEDIATRIC URGENT CARE | | 535 | 87 | 14% | 622 |
| PREMIER MEDICAL LABORATORY SERVICES | 1 | 421 | 198 | 32% | 620 |
| MEDARBOR DIAGNOSTICS | 1 | 71 | 535 | 88% | 607 |
| HEALTHLINK DIAGNOSTIC LABORATORIES | | 467 | 138 | 23% | 605 |

COVID-19: testing by laboratory

Data through Oct 25, 2020 verified as of Oct 26, 2020 at 09:25 AM

Data in this report are provisional and subject to change.

The numbers in the table below represent the number of Florida and non-Florida residents for whom test results were received by the Department of Health. A person can be tested by more than one laboratory and can have both positive and negative results. **Therefore, the sum of the numbers in each column will be larger than the total number of people tested.**

| Reporting lab | Inconclusive | Negative | Positive | Percent positive | Total |
|--|--------------|----------|----------|------------------|-------|
| BAPTIST MEDICAL PLAZA AT PALMETTO BAY | | 533 | 69 | 11% | 602 |
| NEW YORK STATE ELR - LENCO MEDICAL LABORATORY | | 582 | 17 | 3% | 599 |
| PATIENTS FIRST - MAHAN DRIVE | | 164 | 433 | 73% | 597 |
| NCH HEALTHCARE SYSTEM MICROBIOLOGY LAB | | 1 | 588 | 100% | 589 |
| COASTAL MED URGENT CARE | | 104 | 484 | 82% | 588 |
| HOLIDAY CVS LLC DBA CVS PHARMACY #5155 | | 568 | 16 | 3% | 584 |
| BAPTIST HEALTH URGENT CARE AT KENDALL LAKES | | 513 | 68 | 12% | 581 |
| AVECINA JULINGTON CREEK | | 554 | 18 | 3% | 572 |
| MAVERICK LABS | | 409 | 163 | 28% | 572 |
| VENICE REGIONAL MEDICAL CENTER | | 511 | 61 | 11% | 572 |
| LAB CORP | 1 | 267 | 301 | 53% | 569 |
| UAB HIGHLANDS LABORATORY | | 561 | 4 | 1% | 565 |
| COASTAL LABORATORIES | | 473 | 87 | 16% | 560 |
| ADVENT HEALTH CENTRA CARE: WATERFORD LAKES | | 467 | 84 | 15% | 551 |
| NEW YORK STATE ELR - DEPARTMENT OF CLINICAL LABS | | 542 | 5 | 1% | 547 |
| NITE LITE PEDIATRICS | | 224 | 319 | 59% | 543 |
| EXPRESS GENE MOLECULAR DIAGNOSTIC LABORATORY | | 2 | 530 | 100% | 532 |
| HOLY CROSS HOSPITAL LABORATORY | | | 522 | 100% | 522 |
| QUEST DIAGNOSTICS - IRVING | 10 | 353 | 148 | 29% | 511 |
| SOUTHEAST ALABAMA MEDICAL CENT | | 454 | 46 | 9% | 500 |
| ORLANDO VETERANS AFFAIRS MEDICAL CENTER | | 166 | 332 | 67% | 498 |
| NORTHWEST FLORIDA COMMUNITY HOSPITAL | 4 | 184 | 303 | 62% | 491 |
| ECCOLAB GROUP | 1 | 138 | 346 | 71% | 485 |
| MICROGEN DX | | 157 | 324 | 67% | 481 |
| NCF DIAGNOSTICS & DNA TECHNOLOGIES | 13 | 170 | 293 | 62% | 476 |
| POINT OF CARE TESTING SITE | | 458 | 15 | 3% | 473 |
| HEALTHLINK DIAGNOSTIC LABORATORIES INC | | 430 | 37 | 8% | 467 |
| TEMPUS CLINICAL LABORATORY | 2 | 421 | 33 | 7% | 456 |
| BAPTIST HEALTH URGENT CARE AT SAWGRASS | | 415 | 38 | 8% | 453 |
| JAY HOSPITAL CLINICAL LABORATORY | | 349 | 102 | 23% | 451 |
| PANCARE OF FLORIDA, INC | | | 447 | 100% | 447 |
| AMERICAN FAMILY CARE PACE | | 306 | 140 | 31% | 446 |
| BAPTIST MD ANDERSON CANCER CENTER | | 439 | 3 | 1% | 442 |
| SYNERGY DIAGNOSTIC LABORATORY | 13 | 387 | 32 | 7% | 432 |
| SHORELINE PHYSICIAN GROUP | | 303 | 124 | 29% | 427 |
| GULF COAST MOLECULAR LABORATORIES | 10 | 353 | 64 | 15% | 427 |
| PENSACOLA PEDIATRICS | | 351 | 70 | 17% | 421 |
| VERITOR | | 381 | 37 | 9% | 418 |
| CLARITY LABS | | 354 | 62 | 15% | 416 |
| GESSLER CLINIC | | 108 | 305 | 74% | 413 |
| NEW YORK STATE ELR - MOUNT SINAI LABORATORY | | 390 | 16 | 4% | 406 |
| MOLECULAR INFECTIOUS DISEASES | | 390 | 6 | 2% | 396 |
| QUEST DIAGNOSTICS NICHOLS INSTITUTE | 5 | 374 | 17 | 4% | 396 |
| MEMORIAL PEMBROKE 24/7 CARE CENTER | | 297 | 94 | 24% | 391 |
| TENNESSEE DOH - NASHVILLE | 2 | 345 | 41 | 11% | 388 |
| DAVITA LABS | | 348 | 37 | 10% | 385 |
| LABCORP TAMPA | 1 | 69 | 311 | 82% | 381 |

COVID-19: testing by laboratory

Data through Oct 25, 2020 verified as of Oct 26, 2020 at 09:25 AM

Data in this report are provisional and subject to change.

The numbers in the table below represent the number of Florida and non-Florida residents for whom test results were received by the Department of Health. A person can be tested by more than one laboratory and can have both positive and negative results. **Therefore, the sum of the numbers in each column will be larger than the total number of people tested.**

| Reporting lab | Inconclusive | Negative | Positive | Percent positive | Total |
|---|--------------|----------|----------|------------------|-------|
| BAPTIST HEALTH URGENT CARE MIAMI BEACH | | 337 | 36 | 10% | 373 |
| WALGREENS COVID-19 TESTING | 1 | 301 | 66 | 18% | 368 |
| SUNCOAST PATHOLOGY ASSOCIATES | | 340 | 27 | 7% | 367 |
| PRIMEHEALTH URGENT CARE | | 265 | 101 | 28% | 366 |
| ADVENTHEALTH CENTRA CARE MOUNT DORA | | 199 | 167 | 46% | 366 |
| FLAGLER HOSPITAL | 6 | 21 | 339 | 93% | 366 |
| HOLMES REGIONAL MEDICAL CENTER | | 4 | 358 | 99% | 362 |
| BAYA URGENT CARE | | 5 | 355 | 99% | 360 |
| SARKIS CLINICAL TRIALS | | 312 | 47 | 13% | 359 |
| INFORM DIAGNOSTICS | | 349 | 4 | 1% | 353 |
| HENDRY REGIONAL MEDICAL CENTER | | 105 | 248 | 70% | 353 |
| ADVENT HEALTH CENTRA CARE | | 88 | 258 | 75% | 346 |
| THERADOC | | 152 | 189 | 55% | 341 |
| MACDILL AFB 6TH MEDICAL GROUP | | 332 | 9 | 3% | 341 |
| NEW YORK STATE ELR - NEW YORK HOSPITAL LABORATORIES | 1 | 330 | 9 | 3% | 340 |
| DYNIX DIAGNOSTIX | | 311 | 28 | 8% | 339 |
| SELECT REFERENCE LABORATORIES, LLC | 1 | 325 | 11 | 3% | 337 |
| RIVER GARDEN HEBREW HOME FOR THE AGED | | 320 | 10 | 3% | 330 |
| NEW PLANT CITY FAMILY CARE | 1 | 170 | 156 | 48% | 327 |
| VETERANS AFFAIRS MEDICAL CENTER LAB | | 13 | 312 | 96% | 325 |
| MEDEXPRESS | | 191 | 133 | 41% | 324 |
| PATIENTS FIRST - THOMASVILLE ROAD | | 293 | 31 | 10% | 324 |
| SMA SPECIALITY MEDICAL LAB | | 87 | 235 | 73% | 322 |
| MINUTECLINIC, LLC DBA MINUTECLINIC #4717 | | 310 | 4 | 1% | 314 |
| LEHIGH REGIONAL MEDICAL CENTER LAB | | 290 | 21 | 7% | 311 |
| NEW YORK STATE ELR - NEW YORK PRESBYTERIAN HOSPITAL CUMC CLINICAL | | 298 | 13 | 4% | 311 |
| MY CLINICAL LAB | | 222 | 86 | 28% | 308 |
| NEW YORK STATE ELR - ENZO CLINICAL LABS INC | 1 | 301 | 4 | 1% | 306 |
| INTERLACHEN PEDIATRICS | | 289 | 10 | 3% | 299 |
| CORE DIAGNOSTIC LABORATORIES LLC | | 220 | 77 | 26% | 297 |
| BAY MEDICAL CENTER SACRED HEART HEALTH SYSTEM | | 213 | 84 | 28% | 297 |
| ADVENT HEALTH -TAMPA | | 109 | 186 | 63% | 295 |
| BAYSHORE DIAGNOSTICS | | 262 | 32 | 11% | 294 |
| CARENOW URGENT CARE | | 199 | 91 | 31% | 290 |
| SANFORD REFERENCE LAB | | 279 | 11 | 4% | 290 |
| SACRED HEART HOSPITAL ON THE GULF | | 218 | 71 | 25% | 289 |
| EUROFINS NTD, LLC | | 258 | 30 | 10% | 288 |
| AMERICA FAMILY CARE | | 245 | 43 | 15% | 288 |
| EMERALD COAST URGENT CARE | | 205 | 78 | 28% | 283 |
| GENESIS MEDICAL LABORATORY MIAMI FL. | | 80 | 201 | 72% | 281 |
| POINT OF CARE | | 172 | 108 | 39% | 280 |
| AUBURN UNIVERSITY MEDICAL CLINIC | | 216 | 60 | 22% | 276 |
| FLO-MEDILAB SERVICES | | 81 | 191 | 70% | 272 |
| SIPARADIGM, DIAGNOSTIC INFORMATICS | | 268 | 4 | 1% | 272 |
| NAPLES URGENT CARE | 1 | 222 | 49 | 18% | 272 |
| NORTH OKALOOSA MEDICAL CENTER | | 184 | 86 | 32% | 270 |
| GARCIA CLINICAL LABORATORY | | 19 | 251 | 93% | 270 |

COVID-19: testing by laboratory

Data through Oct 25, 2020 verified as of Oct 26, 2020 at 09:25 AM

Data in this report are provisional and subject to change.

The numbers in the table below represent the number of Florida and non-Florida residents for whom test results were received by the Department of Health. A person can be tested by more than one laboratory and can have both positive and negative results. **Therefore, the sum of the numbers in each column will be larger than the total number of people tested.**

| Reporting lab | Inconclusive | Negative | Positive | Percent positive | Total |
|---|--------------|----------|----------|------------------|-------|
| EMERALD COAST URGENT CARE, LLC | | 169 | 97 | 36% | 266 |
| ARCPPOINT LABS OF WEST PALM BEACH | | 2 | 264 | 99% | 266 |
| LABSTAT | | 101 | 164 | 62% | 265 |
| BOCA BIOLISTICS REFERENCE LABORATORY | 2 | 180 | 77 | 30% | 259 |
| QUEST DIAGNOSTIC CLINICAL LABORATORIES | 2 | 243 | 14 | 5% | 259 |
| FLORIDA WOMAN CARE LABORATORY LLC | | 232 | 26 | 10% | 258 |
| BIOCEPT | | 246 | 12 | 5% | 258 |
| BAY PINES VAMC CLINICAL LABORATORY | | 11 | 244 | 96% | 255 |
| GENESIS DIAGNOSTICS | | 188 | 67 | 26% | 255 |
| JAMES A. HALEY VETERANS MICRO LAB | | | 255 | 100% | 255 |
| TYNDALL AFB | | 231 | 24 | 9% | 255 |
| MID-FLORIDA PATHOLOGY | | 198 | 57 | 22% | 255 |
| PRUITT HEALTH-SANTA ROSA | | 254 | 1 | 0% | 255 |
| LIFE CARE CENTER OF OCALA | | 254 | | | 254 |
| SEBASTIAN RIVER MEDICAL CENTER | | 186 | 67 | 26% | 253 |
| UAB UNIVERSITY OF ALABAMA HOSPITAL LAB | | 245 | 8 | 3% | 253 |
| BALDWIN PEDIATRICS | 1 | 239 | 12 | 5% | 252 |
| LIFE CARE CENTER OF ORANGE PARK | | 249 | | | 249 |
| DOCTOR'S MEMORIAL HOSPITAL | | 158 | 91 | 37% | 249 |
| FLORIDA HOSPITAL WAUCHULA | | 155 | 91 | 37% | 246 |
| BIOCERNA LLC | 8 | 181 | 55 | 23% | 244 |
| BAYFRONT HEALTH ER CITRUS HILLS | | 230 | 14 | 6% | 244 |
| CAREFAST+ | | 216 | 26 | 11% | 242 |
| US BIOTEK LABORATORIES | 2 | 130 | 110 | 45% | 242 |
| QUALITOX LABORATORIES | | 105 | 137 | 57% | 242 |
| UR MEDICINE LABS- CENTRAL LABORATORY | | 236 | 6 | 2% | 242 |
| TREE HOUSE PEDIATRICS | | 223 | 18 | 7% | 241 |
| ROSEWOOD HEALTHCARE & REHABILITATION CENTER | | 238 | 2 | 1% | 240 |
| MIDWAY SPECIALTY CARE CENTER | 1 | 149 | 90 | 38% | 240 |
| MARTIN MEMORIAL MEDICAL CENTER LAB | | 126 | 113 | 47% | 239 |
| PLANTATION BAY REHABILITATION CENTER | | 233 | 5 | 2% | 238 |
| MEDSCAN LABORATORY INC | | 139 | 95 | 41% | 234 |
| NCH HEALTHCARE BONITA | | 166 | 68 | 29% | 234 |
| Community_Health | | 200 | 33 | 14% | 233 |
| ASCEND CLINICAL | | 227 | 4 | 2% | 231 |
| SANTA ROSA CENTER FOR REHABILITATION AND HEALING | | 228 | 2 | 1% | 230 |
| SPECIALTY HEALTH AND REHABILITATION CENTER | | 206 | 23 | 10% | 229 |
| ANGEL KIDS PEDIATRICS-BEACH BLVD | | 219 | 8 | 4% | 227 |
| VAMC GAINESVILLE | | 2 | 225 | 99% | 227 |
| AURORA DIAGNOSTICS BERNHARDT LABORATORIES PATHOLOGY SERVICE | | 187 | 40 | 18% | 227 |
| RUSKIN HEALTH CENTER | | 137 | 90 | 40% | 227 |
| GOOD SAMARITAN | | 225 | | | 225 |
| ANGEL KIDS PEDIATRICS-BARTRAM PARK | | 223 | 1 | 0% | 224 |
| USAFSAM/PHE | | 126 | 97 | 43% | 223 |
| BAYCARE HEALTH SYSTEM | | 2 | 218 | 99% | 220 |
| C.W. BILL YOUNG VA MEDICAL CENTER | | 7 | 212 | 97% | 219 |
| LEHIGH VALLEY GENOMICS | | | 217 | 100% | 217 |

COVID-19: testing by laboratory

Data through Oct 25, 2020 verified as of Oct 26, 2020 at 09:25 AM

Data in this report are provisional and subject to change.

The numbers in the table below represent the number of Florida and non-Florida residents for whom test results were received by the Department of Health. A person can be tested by more than one laboratory and can have both positive and negative results. **Therefore, the sum of the numbers in each column will be larger than the total number of people tested.**

| Reporting lab | Inconclusive | Negative | Positive | Percent positive | Total |
|---|--------------|----------|----------|------------------|-------|
| LIFE CARE CENTER OF PENSACOLA | | 213 | 2 | 1% | 215 |
| PALMETTO SUBACUTE CARE CENTER | | 214 | | | 214 |
| POCONO MEDICAL CENTER | | 212 | | | 212 |
| MINI ER AND URGENT CARE | | 148 | 61 | 29% | 209 |
| FLORIDA HOSPITAL HEARTLAND MED CTR LAKE PLACID | | 157 | 51 | 25% | 208 |
| CAREFAST MURABELLA | | 190 | 17 | 8% | 207 |
| PRIMARY CARE OF THE TREASURE COAST | | 189 | 17 | 8% | 206 |
| CENTRA CARE – SOUTH ORANGE | | 127 | 77 | 38% | 204 |
| VAMC WEST PALM LAB | | 5 | 196 | 98% | 201 |
| NAVAL HOSPITAL - JACKSONVILLE | | 38 | 161 | 81% | 199 |
| ADVENT HEALTH CARE CENTER CELEBRATION | | 192 | 7 | 4% | 199 |
| PARAMOUNT URGENT CARE - WINDERMERE | | 165 | 32 | 16% | 197 |
| UNIVERSITY OF ALABAMA | | 191 | 4 | 2% | 195 |
| LAKE WALES MEDICAL CENTER INC | | 164 | 31 | 16% | 195 |
| MINUTECLINIC LLC # 0709 | | 169 | 25 | 13% | 194 |
| NEW YORK STATE ELR - EMPIRECITY LABORATORIES | | 177 | 16 | 8% | 193 |
| MEDFAST URGENT CARE | | | 193 | 100% | 193 |
| CENTRA CARE WINTER PARK | | 168 | 25 | 13% | 193 |
| QDX PATHOLOGY SERVICES | | 100 | 93 | 48% | 193 |
| PATHGROUP LABS LLC | | 90 | 102 | 53% | 192 |
| ADVENT HEALTH CENTRA CARE PALM COAST | | 35 | 155 | 82% | 190 |
| ST JUDE CHILDREN'S RESEARCH HOSPITAL | | 178 | 11 | 6% | 189 |
| SOLARIS HEALTHCARE PARKWAY | 1 | 187 | 1 | 1% | 189 |
| FAST TRACK URGENT CARE CENTER | | 1 | 187 | 99% | 188 |
| SANTA ROSA MEDICAL GROUP - DR MICHAEL BARBER | | 160 | 27 | 14% | 187 |
| FAST TRACK URGENT CARE CENTER - CARROLLWOOD | | 1 | 185 | 99% | 186 |
| ADVENTHEALTH CENTRA CARE | | 6 | 179 | 97% | 185 |
| LIFEBRITE | 1 | 63 | 119 | 65% | 183 |
| LIFE CARE PONTE VEDRA INC | | 182 | 1 | 1% | 183 |
| VAVA PARTNERS LLC | | 11 | 171 | 94% | 182 |
| BUREAU OF CLINICAL LABORATORIES | | 149 | 33 | 18% | 182 |
| PARAMOUNT URGENT CARE - OVIEDO | | 93 | 88 | 49% | 181 |
| ASAP LAB LLC | | 95 | 84 | 47% | 179 |
| FLORIDA HOSPITAL MEDICAL GROUP | | 153 | 25 | 14% | 178 |
| EDEN SPRINGS NURSING AND REHAB CENTER | | 173 | 4 | 2% | 177 |
| FISHERMENS HOSPITAL CLINICAL LAB | | 167 | 8 | 5% | 175 |
| MACDILL AIR FORCE BASE | | 153 | 22 | 13% | 175 |
| FULGENT GENETICS | 2 | 136 | 32 | 19% | 170 |
| CONSULATE HEALTH CARE OF WINTER HAVEN | | 170 | | | 170 |
| MACDILL AFB HOSPITAL | | 151 | 19 | 11% | 170 |
| BAPTIST HEALTH SOUTH FLORIDA | | 4 | 165 | 98% | 169 |
| NEO GENOMICS - FORT MYERS | 1 | 164 | 4 | 2% | 169 |
| LAKE PORT SQUARE | | 161 | 7 | 4% | 168 |
| AVELLINO LAB USA, INC | 1 | 161 | 5 | 3% | 167 |
| PARAMOUNT URGENT CARE - ORLANDO | | 136 | 28 | 17% | 164 |
| VALENCIA HILLS HEALTH AND REHABILITATION CENTER | | 160 | 2 | 1% | 162 |
| GENESIS LABORATORY MANAGEMENT | 1 | 109 | 52 | 32% | 162 |

COVID-19: testing by laboratory

Data through Oct 25, 2020 verified as of Oct 26, 2020 at 09:25 AM

Data in this report are provisional and subject to change.

The numbers in the table below represent the number of Florida and non-Florida residents for whom test results were received by the Department of Health. A person can be tested by more than one laboratory and can have both positive and negative results. **Therefore, the sum of the numbers in each column will be larger than the total number of people tested.**

| Reporting lab | Inconclusive | Negative | Positive | Percent positive | Total |
|---|--------------|----------|----------|------------------|-------|
| ST. JAMES BAY HEALTH AND REHABILITATION CENTER | | 160 | 1 | 1% | 161 |
| PHYSICIANS REGIONAL WALK-IN | | 133 | 28 | 17% | 161 |
| PALM GARDEN OF OCALA | | 160 | 1 | 1% | 161 |
| STAGEZERO LIFE SCIENCES INC | | 148 | 12 | 8% | 160 |
| BAPTIST HEALTH EXPRESS CARE AT COUNTRY WALK | | 144 | 15 | 9% | 159 |
| EMERALD SHORES HEALTH & REHABILITATION | | 122 | 36 | 23% | 158 |
| WUESTHOFF REF LABORATORY | | | 158 | 100% | 158 |
| ROSEN MEDICAL CENTER | | 144 | 13 | 8% | 157 |
| FLORIDA CLINICAL LABORATORY-BIOREFERENCE LABORATORIES | | 51 | 105 | 67% | 156 |
| UNKNOWN - BAD FACILITY CODE | | 67 | 85 | 56% | 152 |
| GATEWAY/ADVENT CENTRA CARE | | 2 | 149 | 99% | 151 |
| UNIVERSITY OF WEST FLORIDA STUDENT HEALTH SERVICES | | 112 | 39 | 26% | 151 |
| HEALTH FIRST-HOLMES REGIONAL | | 1 | 150 | 99% | 151 |
| TIDE LABORATORIES | | 131 | 19 | 13% | 150 |
| ADVENTHEALTH CENTRA CARE WESLEY CHAPEL | | | 150 | 100% | 150 |
| VAMC BAY PINES | | 3 | 146 | 98% | 149 |
| CVS PHARMACY NO 7881 | | 146 | 3 | 2% | 149 |
| BLOCK, NATION, CHASE, AND SMOLEN FAMILY MEDICINE | | 119 | 30 | 20% | 149 |
| CLIFFORD CHESTER SIMS VA NURSING HOME | | 146 | 2 | 1% | 148 |
| PROTEUS MOLECULAR AND CLINICAL LAB | 1 | 119 | 28 | 19% | 148 |
| PCB CLINIC | | 106 | 42 | 28% | 148 |
| NCF DIAGNOSTICS & DNA TECHNOLOGIES LAB | | 102 | 45 | 31% | 147 |
| SOLARIS DIAGNOSTICS | | 14 | 133 | 90% | 147 |
| CHIPOLA HEALTH AND REHAB | | 146 | | | 146 |
| BAPTIST HEALTH EXPRESS CARE AT KEY BISCAYNE | | 125 | 18 | 13% | 143 |
| NORTH FLORIDA PEDIATRICS-LAKE CITY | | 60 | 83 | 58% | 143 |
| BRADENTON HEALTH CARE | | 141 | | | 141 |
| THE MANOR AT CARPENTERS | | 117 | 24 | 17% | 141 |
| ENGLEWOOD HEALTHCARE AND REHABILITATION CENTER | | 140 | | | 140 |
| WILLISTON CARE CENTER | | 139 | | | 139 |
| VAMC LAKE CITY | | 52 | 86 | 62% | 138 |
| COMMUNITY HEALTH CENTERS OF PINELLAS, INC. | | 3 | 134 | 98% | 137 |
| PPC-LAB EDI ORCHARD BI | | 129 | 8 | 6% | 137 |
| USA HEALTH UNIVERSITY HOSPITAL CLINICAL LABORATORY | 1 | 134 | 2 | 1% | 137 |
| PALMS MEDICAL GROUP | | 112 | 24 | 18% | 136 |
| BOND CLINIC | | 40 | 95 | 70% | 135 |
| IRL MARKET LAB ALACHUA | | 104 | 31 | 23% | 135 |
| ADVENTHEALTH CENTRA CARE OVIEDO | | 63 | 71 | 53% | 134 |
| PORT ST LUCIE REHABILITATION AND HEALTHCARE | | 98 | 35 | 26% | 133 |
| AMERICAN PATHOLOGY PARTNERS | | 132 | 1 | 1% | 133 |
| MALABAR/ADVENT CENTRA CARE | | 3 | 130 | 98% | 133 |
| PHYSICIANS PRIMARY CARE | | 123 | 9 | 7% | 132 |
| MC DIAGNOSTIC OF CONNECTICUT, PC #2220 | | 115 | 16 | 12% | 131 |
| INTEGRATED REGIONAL LABORATORIES | | 119 | 12 | 9% | 131 |
| FAWCETT MEMORIAL HOSPITAL-LAB | | 39 | 91 | 70% | 130 |
| ADVENTHEALTH CENTRA CARE ALTAMONTE SPRINGS | | 77 | 53 | 41% | 130 |
| MEMPHIS PATHOLOGY LABORATORY | 1 | 124 | 5 | 4% | 130 |

COVID-19: testing by laboratory

Data through Oct 25, 2020 verified as of Oct 26, 2020 at 09:25 AM

Data in this report are provisional and subject to change.

The numbers in the table below represent the number of Florida and non-Florida residents for whom test results were received by the Department of Health. A person can be tested by more than one laboratory and can have both positive and negative results. **Therefore, the sum of the numbers in each column will be larger than the total number of people tested.**

| Reporting lab | Inconclusive | Negative | Positive | Percent positive | Total |
|---|--------------|----------|----------|------------------|-------|
| NIGHT LITE PEDIATRICS WINTER GARDEN | | 111 | 18 | 14% | 129 |
| KEYSTONE REHAB | | 129 | | | 129 |
| Quest Diag Unspecifd | | 84 | 45 | 35% | 129 |
| THE MANOR AT BLUE WATER BAY | | 129 | | | 129 |
| DEPARTMENT OF VETERANS AFFAIRS JAMES A. HALEY VETERANS HOSPITAL | | | 129 | 100% | 129 |
| BMHSI-AEL MICROBIOLOGY LABORATORY | 2 | 102 | 25 | 19% | 129 |
| MINUTECLINIC LLC 5852 | | 113 | 16 | 12% | 129 |
| KEY WEST HEALTH AND REHAB | | 124 | 4 | 3% | 128 |
| MANOR AT BLUEWATER BAY | | 128 | | | 128 |
| MED FAST URGENT CARE CENTER | | | 128 | 100% | 128 |
| HOSPITAL FOR SPECIAL SURGERY | | 126 | 1 | 1% | 127 |
| PALM BEACH COUNTY HEALTH DEPT LAB | 1 | 122 | 2 | 2% | 125 |
| COASTAL PEDIATRIC GROUP | | 113 | 12 | 10% | 125 |
| BIOREFERENCE LABORATORIES | 1 | 49 | 74 | 60% | 124 |
| LABCORP OF AMERICA | 2 | 84 | 38 | 31% | 124 |
| GENE BY GENE | | 61 | 63 | 51% | 124 |
| REFUAH HEALTH CENTER LABORATORY | | 120 | 3 | 2% | 123 |
| CENTRACARE | | 17 | 106 | 86% | 123 |
| LIFE CARE CENTER OF ALTAMONTE SPRINGS | | 102 | 20 | 16% | 122 |
| MINUTECLINIC LLC #3631 | | 94 | 28 | 23% | 122 |
| COASTAL URGENT CARE | | 98 | 24 | 20% | 122 |
| PARKVIEW HEALTH | | 121 | | | 121 |
| CONSULATE HEALTHCARE OF KISSIMMEE | | 120 | 1 | 1% | 121 |
| MEDICAL VB | | 111 | 9 | 8% | 120 |
| DIAMOND RIDGE | | 119 | 1 | 1% | 120 |
| BENTON PEDIATRICS INC | | 101 | 18 | 15% | 119 |
| ADVENTHEALTH CENTRA CARE LAKE MARY | | 51 | 68 | 57% | 119 |
| BAYFRONT | | 75 | 44 | 37% | 119 |
| VISTA | | 33 | 84 | 72% | 117 |
| MILLENNIUM LAB SERVICES | | | 116 | 100% | 116 |
| THE CLUB AND REHABILITATION CENTER | | 115 | 1 | 1% | 116 |
| TITUSVILLE/ADVENT CENTRA CARE | | | 114 | 100% | 114 |
| GENETWORKX | | 16 | 98 | 86% | 114 |
| LABORATORY SPECIALISTS OF MICHIGAN | | 19 | 95 | 83% | 114 |
| ALLIED HEALTH FORT PIERCE | | 112 | | | 112 |
| LEON MEDICAL CENTER | | 7 | 104 | 94% | 111 |
| MEDICAL DIAGNOSTICS LABORATORIES,INC | | 18 | 93 | 84% | 111 |
| PRUITT HEALTH | | 109 | 1 | 1% | 110 |
| LABORATORY OF FLORIDA | | 80 | 30 | 27% | 110 |
| Point of Care Testing | | 69 | 41 | 37% | 110 |
| COASTAL HEALTH AND REHAB | | 110 | | | 110 |
| MIAMI VA HEALTHCARE SYSTEM | | | 108 | 100% | 108 |
| LONGWOOD HEALTH AND REHABILITATION CENTER | | 103 | 4 | 4% | 107 |
| ST ANDREWS SKILLED NURSING & REHAB | | 107 | | | 107 |
| NORTH SHORE LIJ URGENT CARE PC | | 103 | 4 | 4% | 107 |
| UNITED CLINICAL LABORATORIES | | 104 | 1 | 1% | 105 |
| CITRUS HEALTH AND REHAB | | 87 | 18 | 17% | 105 |

COVID-19: testing by laboratory

Data through Oct 25, 2020 verified as of Oct 26, 2020 at 09:25 AM

Data in this report are provisional and subject to change.

The numbers in the table below represent the number of Florida and non-Florida residents for whom test results were received by the Department of Health. A person can be tested by more than one laboratory and can have both positive and negative results. **Therefore, the sum of the numbers in each column will be larger than the total number of people tested.**

| Reporting lab | Inconclusive | Negative | Positive | Percent positive | Total |
|--|--------------|----------|----------|------------------|-------|
| FHMG-FLORIDA HOSPITAL MEDICAL GROUP | | 88 | 17 | 16% | 105 |
| ACCU REFERENCE MEDICAL LAB | | | 104 | 100% | 104 |
| TIMBERRIDGE NURSING HOME & REHAB | | 83 | 21 | 20% | 104 |
| CAYUGA MEDICAL CENTER AT ITHACA | | 101 | 3 | 3% | 104 |
| CENTRA CARE – AZALEA PARK | | 47 | 56 | 54% | 103 |
| ADVENT HEALTH CENTRA CARE LONGWOOD | | 20 | 83 | 81% | 103 |
| MORTON PLANT HOSPITAL | | | 102 | 100% | 102 |
| VILLAGE DOCTORS | | 87 | 15 | 15% | 102 |
| PALM BAY HOSPITAL | | 2 | 100 | 98% | 102 |
| ELLENTON PEDIATRICS | | 94 | 7 | 7% | 101 |
| FLORIDA GULF COAST UNIVERSITY | | | 101 | 100% | 101 |
| BAY VIEW HEALTHCARE | | 82 | 19 | 19% | 101 |
| ORLANDO HEALTH EMERGENCY DEPARTMENT | | 95 | 6 | 6% | 101 |
| ADVANCED MEDICAL CENTER | | 86 | 14 | 14% | 100 |
| AMERICAN RESEARCH LABS | | 4 | 96 | 96% | 100 |
| ARCADIA HEALTH AND REHABILITATION CENTER | | 99 | | | 99 |
| INTEGRITY LABORATORIES, LLC | 1 | 25 | 73 | 74% | 99 |
| ADVENTHEALTH CENTRA CARE CARROLLWOOD | | 1 | 97 | 99% | 98 |
| UNIVERSITY MEDICAL CENTER SUITES | | 85 | 12 | 12% | 97 |
| HEALTH CENTERS AT BRENTWOOD | | 96 | 1 | 1% | 97 |
| NEIGHBORHOOD MEDICAL CENTER | | 91 | 5 | 5% | 96 |
| VAMC | | | 96 | 100% | 96 |
| ALLSOUTH URGENT CARE | | | 96 | 100% | 96 |
| HEART OF FLORIDA REGIONAL MED CTR | | 32 | 64 | 67% | 96 |
| FLORIDA COMMUNITY HEALTH CENTERS INC | | | 95 | 100% | 95 |
| BAYSIDE HEALTH AND REHABILITATION CENTER | | 95 | | | 95 |
| GRAVITY DIAGNOSTICS, LLC | | 19 | 76 | 80% | 95 |
| APP-UNIPATH, LLC | | 93 | 2 | 2% | 95 |
| FORT WALTON REHABILITATION CENTER | | 94 | | | 94 |
| DIAGNOSTIC SOLUTIONS | | 3 | 91 | 97% | 94 |
| CENTRAL FLORIDA HEALTH CARE | | 46 | 47 | 51% | 93 |
| MINUTECLINIC DIAGNOSTIC OF RHODE ISLAND, LLC #729 | | 87 | 3 | 3% | 90 |
| MINUTECLINIC LLC #4415 | | 76 | 14 | 16% | 90 |
| CAPE CANAVERAL HOSPITAL | | | 89 | 100% | 89 |
| ARCPOINT LABS OF ORANGE PARK | | 86 | 3 | 3% | 89 |
| TGH | | 1 | 88 | 99% | 89 |
| AVERO DIAGNOSTICS | | 64 | 24 | 27% | 88 |
| UNIVERSITY OF TAMPA STUDENT HEALTH AND SHC CLINICAL LABORATORY | | 20 | 68 | 77% | 88 |
| BAY BREEZE SENIOR LIVING AND REHABILITATION CENTER | | 87 | | | 87 |
| PACIFIC ANALYTICS | | | 86 | 100% | 86 |
| ADVENTHEALTH CARE CENTER WATERMAN | | 78 | 8 | 9% | 86 |
| LYNN HAVEN SPORTS COMPLEX-WALKON CLINIC | | 16 | 70 | 81% | 86 |
| ADVENTHEALTH CENTRA CARE BRANDON | | 28 | 57 | 67% | 85 |
| NAVY HOSPITAL | | | 85 | 100% | 85 |
| REHABILITATION CENTER AT PARK PLACE | | 84 | | | 84 |
| BAYA PHARMACY | | | 84 | 100% | 84 |
| MEDONE URGENT CARE CENTER | | 3 | 80 | 96% | 83 |

COVID-19: testing by laboratory

Data through Oct 25, 2020 verified as of Oct 26, 2020 at 09:25 AM

Data in this report are provisional and subject to change.

The numbers in the table below represent the number of Florida and non-Florida residents for whom test results were received by the Department of Health. A person can be tested by more than one laboratory and can have both positive and negative results. **Therefore, the sum of the numbers in each column will be larger than the total number of people tested.**

| Reporting lab | Inconclusive | Negative | Positive | Percent positive | Total |
|---|--------------|----------|----------|------------------|-------|
| ADVENTHEALTH CENTRA CARE SANFORD | | 27 | 56 | 67% | 83 |
| BAYFRONT HEALTH ER PINELLAS PARK | 1 | 49 | 33 | 40% | 83 |
| GRAVITY DIAGNOSTICS | | 33 | 49 | 60% | 82 |
| BAYFRONT HEALTH PORT CHARLOTTE | | 22 | 60 | 73% | 82 |
| NORTH FLORIDA/SOUTH GEORGA VETERANS HEALTH SYSTEM | | | 81 | 100% | 81 |
| PROVIDENCE HOSPITAL LABORATORY | | 77 | 4 | 5% | 81 |
| TRADITION MEDICAL CENTER LABORATORY | | 48 | 32 | 40% | 80 |
| LABORATORY CORP OF AMERICA | 2 | 31 | 47 | 59% | 80 |
| PERSONALIZED GENETIC TESTING | | | 80 | 100% | 80 |
| WIMAUMA COMMUNITY HEALTH CENTER | | 64 | 16 | 20% | 80 |
| BREVARD HEALTH ALLIANCE | | | 80 | 100% | 80 |
| PREMIER PLACE AT THE GLENVIEW | | 74 | 5 | 6% | 79 |
| SUWANNEE VALLEY NURSING CENTER | | 79 | | | 79 |
| SEMINOLE COUNTY HEALTH DEPARTMENT | | 61 | 17 | 22% | 78 |
| FAST TRACK URGENT CARE CENTER - RIVERVIEW | | | 78 | 100% | 78 |
| NEW YORK STATE ELR - WESTCHESTER MEDICAL CENTER | | 77 | 1 | 1% | 78 |
| BRIDGEWATER PARK HEALTH AND REHAB | | 78 | | | 78 |
| TREASURE COAST COMMUNITY HEALTH | | 71 | 6 | 8% | 77 |
| HURLBURT FIELD CLINIC | | 39 | 38 | 49% | 77 |
| DEVANSH LAB WERKS INC | | 65 | 12 | 16% | 77 |
| NEW YORK STATE ELR - KALEIDA HEALTH CENTER FOR LABORATORY | | 73 | 4 | 5% | 77 |
| MINUTECLINIC DIAGNOSTIC OF MICHIGAN, PC #8029 | | 75 | 1 | 1% | 76 |
| PROHEALTH | | 1 | 75 | 99% | 76 |
| ORANGE CITY NURSING AND REHAB | | 75 | 1 | 1% | 76 |
| AFC URGENT CARE ST. PETERSBURG | | 1 | 75 | 99% | 76 |
| 325TH MEDICAL GROUP | | 19 | 57 | 75% | 76 |
| DYNAMIC MEDICAL USA | | | 76 | 100% | 76 |
| NITE LITE PEDIATRICS - JACKSONVILLE | | 75 | | | 75 |
| GENE TOX WORLDWIDE | 2 | 68 | 5 | 7% | 75 |
| MAYO CLINIC LABS - ROCHESTER MAIN CAMPUS | | 72 | 3 | 4% | 75 |
| NADAL PEDIATRICS - VICTORIA STREET (3385) | | 58 | 17 | 23% | 75 |
| MEADOWCREST FAMILY PHYSICIANS | | 69 | 6 | 8% | 75 |
| LEE COUNTY EMERGENCY MEDICAL SERVICE | | 70 | 5 | 7% | 75 |
| NEW YORK STATE ELR - MONTEFIORE MEDICAL CENTER LABORATORIES - MOSES | | 67 | 7 | 9% | 74 |
| NOAH CLINICAL LABORATORY | | 63 | 11 | 15% | 74 |
| DAVITA LABORATORY SERVICES | | 60 | 14 | 19% | 74 |
| EDGEWOOD NURSING CENTER | | 74 | | | 74 |
| QUEST INFECTIOUS DISEASE | 1 | 69 | 4 | 5% | 74 |
| HOLY CROSS HOSPITAL | | 1 | 72 | 99% | 73 |
| CONSULATE HEALTH CARE - LAKE MARY | | 72 | 1 | 1% | 73 |
| PPD | 2 | 66 | 5 | 7% | 73 |
| CENTRA CARE HUNTER'S CREEK | | 30 | 43 | 59% | 73 |
| FAST TRACK URGENT CARE CENTER - WESTCHASE | | | 73 | 100% | 73 |
| OAKS OF KISSIMMEE HEALTH AND REHABILITATION CENTER | | 73 | | | 73 |
| ROLLINS COLLEGE WELLNESS CENTER | | 5 | 68 | 93% | 73 |
| MOBILE INFIRMARY MED CENTER PATH LAB | | 65 | 8 | 11% | 73 |
| EXPRESS GENE MOLECULAR DIAGNOSTICS LABORATORY | | 1 | 72 | 99% | 73 |

COVID-19: testing by laboratory

Data through Oct 25, 2020 verified as of Oct 26, 2020 at 09:25 AM

Data in this report are provisional and subject to change.

The numbers in the table below represent the number of Florida and non-Florida residents for whom test results were received by the Department of Health. A person can be tested by more than one laboratory and can have both positive and negative results. **Therefore, the sum of the numbers in each column will be larger than the total number of people tested.**

| Reporting lab | Inconclusive | Negative | Positive | Percent positive | Total |
|---|--------------|----------|----------|------------------|-------|
| SMA SPECIALTY MEDICAL LAB | | 3 | 69 | 96% | 72 |
| ADVENTHEALTH CENTRA CARE DAYTONA BEACH | | 33 | 39 | 54% | 72 |
| JEFFERY WEINZWEIG | | 2 | 70 | 97% | 72 |
| ADVANCED LAB | | 67 | 4 | 6% | 71 |
| ARTHREX MEDICAL CENTER | | 34 | 37 | 52% | 71 |
| AMMON LABS | | 61 | 10 | 14% | 71 |
| DOCTOR'S IN HOUSE LABORATORY | | 11 | 60 | 85% | 71 |
| CONSULATE HEALTHCARE OF VERO BEACH | 4 | 66 | | | 70 |
| Highlands Regional Hospital | | 63 | 7 | 10% | 70 |
| FINLAY CLINICAL LABORATORY | | 24 | 46 | 66% | 70 |
| SUNPATH-MDL | 4 | 33 | 33 | 47% | 70 |
| CLINICAL PATHOLOGY LABS | | 1 | 69 | 99% | 70 |
| QPS, LLC | | 69 | 1 | 1% | 70 |
| LONGWOOD FAMILY PRACTICE | | 64 | 6 | 9% | 70 |
| PADDOCK RIDGE | | 69 | | | 69 |
| PARAMOUNT URGENT CARE VILLAGES | | 60 | 9 | 13% | 69 |
| AZALEA TRACE | | 68 | 1 | 1% | 69 |
| MEDONE URGENT CARE AT ST. AUGUSTINE | | 2 | 67 | 97% | 69 |
| HERITAGE HEALTHCARE AND REHABILITATION CENTER | | 69 | | | 69 |
| CBS LABORATORY | | 2 | 66 | 97% | 68 |
| WOODLANDS MEDICAL SPECIALISTS | | 63 | 5 | 7% | 68 |
| SUNCOAST COMMUNITY HEALTH CENTERS PEDIATRICS | | 21 | 47 | 69% | 68 |
| HIGHLANDS MEDICAL CENTER | | 66 | 2 | 3% | 68 |
| COCOA BEACH/ADVENT CENTRA | | 6 | 62 | 91% | 68 |
| HARDEE COUNTY HEALTH DEPARTMENT | | 46 | 21 | 31% | 67 |
| AEL- MEMPHIS | | 17 | 50 | 75% | 67 |
| CAREMOUNT MEDICAL - PATHOLOGY | | 66 | | | 66 |
| PINES OF SARASOTA GARDEN | | 66 | | | 66 |
| SIMED LABORATORY | | 55 | 11 | 17% | 66 |
| UNIVERSITY HEALTH SYSTEM INC | | 59 | 7 | 11% | 66 |
| SCOTT LAKE HEALTH AND REHABILITATION CENTER | | 65 | | | 65 |
| ADVENTHEALTH CENTRA CARE DELAND | | 5 | 60 | 92% | 65 |
| SARAPATH DIAGNOSTICS | | | 65 | 100% | 65 |
| ADVENTHEALTH CENTRA CARE WINTER PARK | | 10 | 55 | 85% | 65 |
| LAB | | 22 | 43 | 66% | 65 |
| THE PALACE NURSING AND REHABILITATION CENTER | | 64 | | | 64 |
| NEW YORK STATE ELR - WHITE PLAINS HOSPITAL CENTER LAB | | 64 | | | 64 |
| HAVEN OF OUR LADY OF PEACE | | 64 | | | 64 |
| SOUTH BALDWIN REGIONAL MEDICAL CENTER | | 61 | 3 | 5% | 64 |
| PARRISH MEDICAL CENTER | | 18 | 46 | 72% | 64 |
| BROWARD HEALTH MEDICAL CENTER | | 3 | 61 | 95% | 64 |
| NORTH FLORIDA PEDIATRICS | | 22 | 41 | 65% | 63 |
| BAPTIST PRIMARY CARE | | 43 | 20 | 32% | 63 |
| OUT OF STATE | | 40 | 23 | 37% | 63 |
| BAYCARE LAB | | 2 | 61 | 97% | 63 |
| SIGNATURE HEALTHCARE OF NORTH FLORIDA | | 62 | 1 | 2% | 63 |
| SPECTOR SCIENTIFIC LAB | | 2 | 60 | 97% | 62 |

COVID-19: testing by laboratory

Data through Oct 25, 2020 verified as of Oct 26, 2020 at 09:25 AM

Data in this report are provisional and subject to change.

The numbers in the table below represent the number of Florida and non-Florida residents for whom test results were received by the Department of Health. A person can be tested by more than one laboratory and can have both positive and negative results. **Therefore, the sum of the numbers in each column will be larger than the total number of people tested.**

| Reporting lab | Inconclusive | Negative | Positive | Percent positive | Total |
|---|--------------|----------|----------|------------------|-------|
| HEALTH FIRST-PALM BAY | | 2 | 59 | 97% | 61 |
| MORTON PLANT HOSPITAL/LAB | | 1 | 60 | 98% | 61 |
| HARDEE MANOR HEALTH CARE CENTER | | 59 | 1 | 2% | 60 |
| EXACT SCIENCES LABORATORIES, LLC | | 15 | 45 | 75% | 60 |
| POINT WASHINGTON MEDICAL CLINIC | | 1 | 58 | 98% | 59 |
| NEW YORK STATE ELR - WADSWORTH HEALTH CENTER | | 56 | 3 | 5% | 59 |
| PREMIER URGENT CARE OF BREVARD | | | 58 | 100% | 58 |
| CENTRA CARE KIDS WINTER PARK | | 21 | 37 | 64% | 58 |
| LABCORP BIRMINGHAM | 1 | 7 | 50 | 86% | 58 |
| LAB CORP TAMPA | | 3 | 55 | 95% | 58 |
| QUEST TAMPA (NEW YORK ELR) | | 42 | 16 | 28% | 58 |
| SOUTH GEORGIA MEDICAL CENTER | | 47 | 11 | 19% | 58 |
| GOLDEN GATE FAMILY CLINIC | | 1 | 57 | 98% | 58 |
| RCA LABORATORY SERVICES – NEW YORK ELR | | 25 | 32 | 56% | 57 |
| BAPTIST PRIMARY CARE MANDARIN PEDIATRICS | 1 | 55 | 1 | 2% | 57 |
| INTERNAL LAB | | 50 | 6 | 11% | 56 |
| VA MEDICAL CENTER | | 8 | 48 | 86% | 56 |
| HUNT CLUB PEDIATRIC ASSOCIATES, P.A. | | 41 | 15 | 27% | 56 |
| SEASIDE HEALTH AND REHABILITATION CENTER | | 1 | 55 | 98% | 56 |
| MILLENIUM PHYSICIANS GROUP | | 1 | 55 | 98% | 56 |
| FAST TRACK URGENT CARE CENTER - SOUTH TAMPA | | | 55 | 100% | 55 |
| AFC URGENT CARE | | 3 | 52 | 95% | 55 |
| EGLIN REGIONAL MEDICAL CENTER | | 15 | 40 | 73% | 55 |
| NEW YORK STATE ELR - STONY BROOK UNIVERSITY MEDICAL CENTER | | 51 | 4 | 7% | 55 |
| CARENOW | | 36 | 19 | 35% | 55 |
| SMILEY MEDICAL GROUP | | 52 | 3 | 5% | 55 |
| LIFE CARE CENTER OF HILLIARD | | 50 | 4 | 7% | 54 |
| NORTH PORT REHAB, LLC | | 54 | | | 54 |
| HUNTSVILLE HOSPITAL LABORATORY | | 41 | 13 | 24% | 54 |
| ADVENTHEALTH CENTRA CARE TEMPLE TERRACE | | 36 | 18 | 33% | 54 |
| VIERA HOSPITAL | | | 53 | 100% | 53 |
| OPTUM LABS LLC | | 7 | 46 | 87% | 53 |
| WOMEN'S CARE FLORIDA LABORATORY | | 51 | 2 | 4% | 53 |
| CENTRAL BALDWIN IMMEDIATE CARE & FAMILY PRACTICE | | 40 | 13 | 25% | 53 |
| QUICK CARE MED PL CR | | 51 | 2 | 4% | 53 |
| ASCENSION SACRED HEART BAY LABORATORY | | 49 | 3 | 6% | 52 |
| FAST TRACK URGENT CARE CENTER - BRANDON | | | 52 | 100% | 52 |
| LABFIRST - DEPARTMENT OF PATHOLOGY | | 51 | 1 | 2% | 52 |
| SARASOTA CO. HEALTH DEPT # 58 | | 40 | 11 | 22% | 51 |
| SANFORD LABORATORIES | | 44 | 7 | 14% | 51 |
| CLERMONT HEALTH AND REHAB | | 40 | 11 | 22% | 51 |
| NEW YORK STATE ELR - NEW YORK CITY DEPARTMENT OF HEALTH & MENTAL | | 47 | 4 | 8% | 51 |
| CITRUS MEMORIAL HEALTH SYSTEM LAB | | 2 | 49 | 96% | 51 |
| NEW YORK STATE ELR - UNIVERSITY HOSPITAL, STONY BROOK SOUTHAMPTON | | 50 | 1 | 2% | 51 |
| MILLER BIOCONNECT | | 43 | 8 | 16% | 51 |
| EMERALD COAST HOSPICE | | 50 | | | 50 |
| ADVENTHEALTH CENTRA CARE TITUSVILLE | | 43 | 7 | 14% | 50 |

COVID-19: testing by laboratory

Data through Oct 25, 2020 verified as of Oct 26, 2020 at 09:25 AM

Data in this report are provisional and subject to change.

The numbers in the table below represent the number of Florida and non-Florida residents for whom test results were received by the Department of Health. A person can be tested by more than one laboratory and can have both positive and negative results. **Therefore, the sum of the numbers in each column will be larger than the total number of people tested.**

| Reporting lab | Inconclusive | Negative | Positive | Percent positive | Total |
|---|--------------|----------|----------|------------------|-------|
| MIAMI SHORES NURSING & REHAB | | 49 | | | 49 |
| NXGEN MDX | | 19 | 30 | 61% | 49 |
| UNIVERSITY OF MIAMI | | 1 | 48 | 98% | 49 |
| VHA PUBLIC HEALTH REFERENCE LABORATORY- PALO ALTO | | 27 | 22 | 45% | 49 |
| P4 DIAGNOSTIX LABORATORY NETWORK | | 1 | 48 | 98% | 49 |
| ST VINCENT'S BIRMINGHAM LABORATORY | | 48 | 1 | 2% | 49 |
| DIAGNOSTIC LABORATORY OF OKLAHOMA | | 43 | 5 | 10% | 48 |
| NITE LITE PEDIATRICS - PORT ST. LUCIE | | 42 | 6 | 13% | 48 |
| SOUTH BALDWIN MEDICAL CENTER GULF SHORES | | 39 | 9 | 19% | 48 |
| SHOAL CREEK REHABILITATION CENTER | | 48 | | | 48 |
| LAB CORP RTP | 1 | 3 | 44 | 92% | 48 |
| BAY CENTER HURRICANE SHELTER | | 48 | | | 48 |
| SPECIALITY LABORATORIES,INC | | 45 | 3 | 6% | 48 |
| CENTRA CARE CONWAY | | 20 | 28 | 58% | 48 |
| PRIMECARE OF DOTHAN | | 32 | 15 | 32% | 47 |
| MD 365 MEDICAL CARE PLLC | | 47 | | | 47 |
| LUTHERAN HAVEN | | 45 | 2 | 4% | 47 |
| SUNCOAST OPTIMAL WELLNESS | | 3 | 44 | 94% | 47 |
| INTERLAB | | 1 | 45 | 98% | 46 |
| FAST TRACK URGENT CARE CENTER - WESLEY CHAPEL | | | 46 | 100% | 46 |
| ASSOCIATED CLINICAL LABORATORIES | | 45 | 1 | 2% | 46 |
| ST. CLOUD MEDICAL GROUP | | 46 | | | 46 |
| H LEE MOFFITT CANCER CENTER MICRO | | 46 | | | 46 |
| PREMIER PLACE HEALTHCARE AT THE GLENVIEW | | 46 | | | 46 |
| STARKE FAMILY MEDICAL CENTER | | 39 | 7 | 15% | 46 |
| EAST MANATEE FAMILY | 1 | 1 | 44 | 96% | 46 |
| LAB PLUS, LLC AT SAINT THOMAS WEST HOSPITAL | | 36 | 10 | 22% | 46 |
| CHARLES AIESI CONSULTING INC | | 45 | 1 | 2% | 46 |
| ALLIANCE PEDIATRICS | | 24 | 21 | 47% | 45 |
| PRIMARY CARE SOUTH INC | | | 45 | 100% | 45 |
| ADVENT HEALTH CENTRA CARE- AZALEA PARK | | 44 | 1 | 2% | 45 |
| PALM GARDEN OF PORT ST LUCIE | | 45 | | | 45 |
| SOUTHPORT SQUARE HARBOUR HEALTH | | 45 | | | 45 |
| GENPATH | | | 44 | 100% | 44 |
| MEDIPATH | | 2 | 42 | 95% | 44 |
| AMELIA MEDICAL CARE | | | 44 | 100% | 44 |
| MOOSEHAVEN LIFE CARE CENTER | | 44 | | | 44 |
| NEW YORK STATE ELR - CATHOLIC HEALTH SYSTEM DEPT LABORATORY | | 43 | 1 | 2% | 44 |
| ALLIANCE OF PHYSICIANS AGAINST COVID-19 | | | 44 | 100% | 44 |
| TIMBER RIDGE LABORATORY | | 40 | 3 | 7% | 43 |
| SANDY RIDGE CENTER FOR REHABILITATION AND HEALING | | 42 | 1 | 2% | 43 |
| KEYS AHEC SCHOOL MEDICAL CLINIC | | 43 | | | 43 |
| QUEST DIAGNOSTICS-N ST PETERSBURG-5TH | | | 43 | 100% | 43 |
| ADVENTHEALTH CENTRA CARE CITRUS PARK | | | 43 | 100% | 43 |
| SOLARIS NORTH NAPLES | | 42 | 1 | 2% | 43 |
| BRANCH MEDICAL CLINIC | | | 43 | 100% | 43 |
| ADVENT HEALTH CENTRA CARE - EAST ORLANDO | | 18 | 25 | 58% | 43 |

COVID-19: testing by laboratory

Data through Oct 25, 2020 verified as of Oct 26, 2020 at 09:25 AM

Data in this report are provisional and subject to change.

The numbers in the table below represent the number of Florida and non-Florida residents for whom test results were received by the Department of Health. A person can be tested by more than one laboratory and can have both positive and negative results. **Therefore, the sum of the numbers in each column will be larger than the total number of people tested.**

| Reporting lab | Inconclusive | Negative | Positive | Percent positive | Total |
|--|--------------|----------|----------|------------------|-------|
| JAMES A HALEY VETERAN'S HOSPITAL | | | 43 | 100% | 43 |
| W FRANK WELLS NURSING HOME | | 42 | | | 42 |
| SOLARIS HEALTHCARE OSCEOLA | | 40 | 2 | 5% | 42 |
| CHILDREN'S HOSPITAL OF ALABAMA | | 42 | | | 42 |
| ADVENT HEALTH CENTRA CARE- KID'S CARE | | 38 | 4 | 10% | 42 |
| ADVENTHEALTH PALM COAST | | | 41 | 100% | 41 |
| MIAMI BEACH COMMUNITY HEALTH CENTER | | | 41 | 100% | 41 |
| EAST ALABAMA MEDICAL CENTER LABORATORY | | 34 | 7 | 17% | 41 |
| ADVENTHEALTH CENTRE CARE - KISSIMMEE | | 21 | 20 | 49% | 41 |
| FLORIDA HOSPITAL NEW SMYRNA | | 4 | 37 | 90% | 41 |
| NEW YORK STATE ELR - QUEST DIAGNOSTICS NICHOLS | | 39 | 2 | 5% | 41 |
| DOH - INDIAN RIVER | | 39 | 2 | 5% | 41 |
| HEALTH FIRST CAPE CANAVERAL HOSPITAL | | | 41 | 100% | 41 |
| CENTRA CRARE POINCIANA | | 19 | 22 | 54% | 41 |
| FHMG LAKE MARY PEDS | | 39 | 2 | 5% | 41 |
| QUOTIENT SCIENCES | | | 41 | 100% | 41 |
| THE PAVILION FOR HEALTH CARE | | 32 | 8 | 20% | 40 |
| PRIDE DIAGNOSTICS | | 24 | 16 | 40% | 40 |
| NEW YORK STATE ELR - WILSON MEMORIAL REGIONAL MEDICAL CENTER | | 39 | 1 | 3% | 40 |
| BLOUNTSTOWN REHABILITATION CENTER LLC | | 38 | 1 | 3% | 39 |
| ADVENTHEALTH CENTRA CARE LEE ROAD | | 20 | 19 | 49% | 39 |
| MEDICAL FP - WHOLE FAMILY HEALTH CENTER | | 39 | | | 39 |
| ARBOR TRAIL | | 39 | | | 39 |
| CLINICAL RESEARCH SEQUENCING PLATFORM | | 8 | 31 | 79% | 39 |
| ARCPOINT LABS - BIRMINGHAM | | 32 | 6 | 16% | 38 |
| MEDICAL DIAGNOSTIC LAB | | 2 | 36 | 95% | 38 |
| HEALTH CENTER AT BRENTWOOD | | 38 | | | 38 |
| FIRST CHOICE PEDIATRICS SEMORAN | | 38 | | | 38 |
| FINLAY CLINICAL LABORATORY INC | | 26 | 12 | 32% | 38 |
| QUEST DIAGNOSTICS INC. | | 6 | 31 | 84% | 37 |
| ST FRANCIS HOSPITAL | | 31 | 6 | 16% | 37 |
| CAPITAL REGIONAL MEDICAL CENTER | | 2 | 35 | 95% | 37 |
| MINUTECLINIC DIAGNOSTIC OF SOUTH CAROLINA, LLC | | 34 | 3 | 8% | 37 |
| ORLANDO HEALTH AND REHAB CENTER | | 4 | 33 | 89% | 37 |
| ADVENTHEALTH MEDICAL GROUP | | 35 | 2 | 5% | 37 |
| MEDEXPRESS CLEARWATER | | 2 | 34 | 94% | 36 |
| SOLARIS HEALTHCARE DAYTONA | | 36 | | | 36 |
| NORTH SHORE UNIVERSITY HOSPITAL LABORATORY | | 34 | 2 | 6% | 36 |
| MAGNOLIA DIAGNOSTIC | | 1 | 35 | 97% | 36 |
| COMMUNITY HEALTH AND REHABILITATION | | 35 | 1 | 3% | 36 |
| CRESTVIEW REHABILITATION CENTER | | 30 | 6 | 17% | 36 |
| NEW YORK STATE ELR - ELMHURST HOSPITAL CENTER | | 34 | 2 | 6% | 36 |
| GENEDX | | 30 | 6 | 17% | 36 |
| EXOSOME DIAGNOSTICS | | 34 | 2 | 6% | 36 |
| NEW YORK STATE ELR - NEWYORK-PRESBYTERIAN/QUEENS DIAGNOSTIC | | 35 | 1 | 3% | 36 |
| NEW YORK STATE ELR - ERIE COUNTY MEDICAL CTR CLINICAL LABS | | 36 | | | 36 |
| BIOREFERENCE LABORATORIES, INC. | | 16 | 19 | 54% | 35 |

COVID-19: testing by laboratory

Data through Oct 25, 2020 verified as of Oct 26, 2020 at 09:25 AM

Data in this report are provisional and subject to change.

The numbers in the table below represent the number of Florida and non-Florida residents for whom test results were received by the Department of Health. A person can be tested by more than one laboratory and can have both positive and negative results. **Therefore, the sum of the numbers in each column will be larger than the total number of people tested.**

| Reporting lab | Inconclusive | Negative | Positive | Percent positive | Total |
|---|--------------|----------|----------|------------------|-------|
| ADVENT HEALTH FISH MEMORIAL | | 2 | 33 | 94% | 35 |
| DOCTORS MEMORIAL FAMILY MEDICINE | | 1 | 34 | 97% | 35 |
| NEW YORK STATE ELR - LENOX HILL HOSPITAL | | 31 | 4 | 11% | 35 |
| SMA LAB | | 4 | 31 | 89% | 35 |
| FHMG_CTR FOR SENIOR HEALTH | | 30 | 5 | 14% | 35 |
| LAKELAND REGIONAL HEALTH LAKE MIRIAM | | 3 | 32 | 91% | 35 |
| SOFT CELL LABORATORIES | | 33 | 2 | 6% | 35 |
| ADVENTHEALTH CENTRA CARE ORANGE CITY | | 1 | 34 | 97% | 35 |
| IRL | | 4 | 31 | 89% | 35 |
| AFC URGENT CARE SEMINOLE | | | 34 | 100% | 34 |
| UNITED LABORATORY SERVICE | | 18 | 16 | 47% | 34 |
| JAMES A. HALEY VETERANS' HOSPITAL | | | 34 | 100% | 34 |
| KENDALL REGIONAL MEDICAL CENTER LAB | 3 | | 31 | 91% | 34 |
| ARCPOINT LABS | | 23 | 11 | 32% | 34 |
| WELLSNOW URGENT CARE PC | | 34 | | | 34 |
| EXPERTUS LABORATORIES INC | | 13 | 21 | 62% | 34 |
| SIGNATURE HEALTHCARE AT THE COURTYARD | | 32 | 2 | 6% | 34 |
| QUEST DIAGNOSTICS NICHOLS INSTITUTE- LPP | | 3 | 31 | 91% | 34 |
| MAKO MEDICAL LABORATORIES | | 7 | 27 | 79% | 34 |
| SUNRISE DIAGNOSTIC LABORATORY | | | 34 | 100% | 34 |
| EISENHOWER ARMY MEDICAL CENTER | | 30 | 4 | 12% | 34 |
| ABBOTT | | 12 | 21 | 64% | 33 |
| PALM GARDEN OF VERO BEACH | | 33 | | | 33 |
| FIRST CHOICE URGENT CARE | | 8 | 25 | 76% | 33 |
| DESOTO MEMORIAL HOSPITAL LAB | | | 33 | 100% | 33 |
| LABCORP - MIAMI | | 4 | 29 | 88% | 33 |
| CLIFFORD CHESTER SIMS STATE VETERANS | | 32 | | | 32 |
| PEDIATRIC CARE CENTER- JACKSONVILLE BEACH | | 10 | 22 | 69% | 32 |
| RASHDA ALBIBI M.D. P.A. | | 30 | 2 | 6% | 32 |
| BROWARD HEALTH CORAL SPRINGS EPIDEMIOLOGY DEPT | | | 32 | 100% | 32 |
| FHMG FLORIDA HOSPITAL MEDICAL GROUP | | 27 | 5 | 16% | 32 |
| FERNANDINA BEACH REHAB AND NURSING | | 32 | | | 32 |
| BIODESIX, INC. | | 28 | 4 | 13% | 32 |
| DOH-WEST PALM BEACH BRANCH LABORATORY | | | 32 | 100% | 32 |
| ALTAMONTE PEDIATRIC ASSOCIATES | | 30 | 2 | 6% | 32 |
| PRECISION HEALTH SOLUTIONS LAB | | 6 | 26 | 81% | 32 |
| AHSE ROP | | 31 | 1 | 3% | 32 |
| CVS PHARMACY | | | 32 | 100% | 32 |
| WASHINGTON REHABILITATION AND NURSING CENTER | | 32 | | | 32 |
| MANOR AT CARPENTERS | | 28 | 4 | 13% | 32 |
| SOLARIS HEALTHCARE IMPERIAL | | 31 | | | 31 |
| AMERICAN FAMILY MEDICAL | | 26 | 5 | 16% | 31 |
| ST. MARYS MEDICAL CENTER | | 1 | 30 | 97% | 31 |
| QUEST DIAGNOSTIC INC | 1 | 4 | 26 | 84% | 31 |
| BROAD INSTITUTE CLINICAL SEQUENCING RESEARCH PLATFORM | 1 | 27 | 3 | 10% | 31 |
| QUEST DIAGNOSTICS-VERO BEACH-37TH ST | | 31 | | | 31 |
| Diatherix Laboratories, LLC | | 16 | 15 | 48% | 31 |

COVID-19: testing by laboratory

Data through Oct 25, 2020 verified as of Oct 26, 2020 at 09:25 AM

Data in this report are provisional and subject to change.

The numbers in the table below represent the number of Florida and non-Florida residents for whom test results were received by the Department of Health. A person can be tested by more than one laboratory and can have both positive and negative results. **Therefore, the sum of the numbers in each column will be larger than the total number of people tested.**

| Reporting lab | Inconclusive | Negative | Positive | Percent positive | Total |
|--|--------------|----------|----------|------------------|-------|
| VA | | 15 | 16 | 52% | 31 |
| WESTMINSTER ST AUGUSTINE | | 31 | | | 31 |
| NEXT MOLECULAR ANALYTICS | | 1 | 30 | 97% | 31 |
| NEW YORK STATE ELR - BRONX LEBANON HOSPITAL-MEDICAL CENTER | | 30 | 1 | 3% | 31 |
| MOLECULAR DIAGNOSTICS | | 1 | 29 | 97% | 30 |
| ST VINCENTS MEDICAL CENTER RIVERSIDE NURSING | | 4 | 26 | 87% | 30 |
| MINUTECLINIC LLC, #10357 | | 30 | | | 30 |
| RDX BIOSCIENCE, | | | 30 | 100% | 30 |
| CENTRA CARE- WINTER GARDEN | | 4 | 26 | 87% | 30 |
| TROY REGIONAL MEDICAL CENTER | | 22 | 8 | 27% | 30 |
| PRMG - EAST NAPLES | | 23 | 7 | 23% | 30 |
| MD LABS | | 12 | 18 | 60% | 30 |
| NEW YORK STATE ELR - ROCHESTER GENERAL HOSPITAL LABORATORY | | 29 | 1 | 3% | 30 |
| ACCURATE DIAGNOSTIC LAB | | 29 | 1 | 3% | 30 |
| FLORIDA HEALTH CARE PLANS | | | 30 | 100% | 30 |
| ADVENTHEALTH CENTRA CARE UNIVERSITY | | 5 | 25 | 83% | 30 |
| PALM GARDEN OF WINTER HAVEN | | 16 | 14 | 47% | 30 |
| DOH | | 16 | 14 | 47% | 30 |
| CENTRA CARE – APOPKA | | | 29 | 100% | 29 |
| WUESTHOFF MEMORIAL HOSPITAL | | | 29 | 100% | 29 |
| NEW YORK STATE ELR - QUEST DIAGNOSTICS INCORPORATED | | 26 | 3 | 10% | 29 |
| WESTWOOD NURSING AND REHABILITATION | | 28 | 1 | 3% | 29 |
| MOLECULAR TESTING LABS | | 1 | 28 | 97% | 29 |
| LECONTE MEDICAL CENTER LAB | | 23 | 6 | 21% | 29 |
| MEYER PEDIATRICS | | 23 | 6 | 21% | 29 |
| P4CLINICAL | 3 | 2 | 24 | 83% | 29 |
| POPLAR HEALTHCARE PLLC | 1 | 10 | 17 | 61% | 28 |
| FLORIDA HOSPITAL | | 21 | 7 | 25% | 28 |
| UNIVERSITY OF MIAMI HEPATOLOGY DIAGNOSTIC LABORATORY | | | 28 | 100% | 28 |
| BAYA PHARMACY EAST | | | 28 | 100% | 28 |
| WELL HEALTH WORKS | | 28 | | | 28 |
| NEW YORK STATE ELR - SARATOGA HOSPITAL LABORATORY | | 27 | 1 | 4% | 28 |
| URGENT CARE OF THE PALM BEACHES, NORTH PALM BEACH | | | 27 | 100% | 27 |
| ST. ANTHONY'S HOSPITAL | | | 27 | 100% | 27 |
| SUNCOAST LABS | | | 27 | 100% | 27 |
| AMEERAH LABS | | | 27 | 100% | 27 |
| THE CANOPY AT BERRYHILL | | 27 | | | 27 |
| ARCPPOINT LABS OF SARASOTA | | 1 | 26 | 96% | 27 |
| IPSUM DIAGNOSTICS | | | 26 | 100% | 26 |
| MONCRIEF ARMY HEALTH CLINIC | | | 26 | 100% | 26 |
| FLORIDA KEYS PEDIATRICS & ADOLESCENT CENTER | | 26 | | | 26 |
| OAKTREE HEALTHCARE | | | 26 | 100% | 26 |
| HUNTINGTON HOSPITAL LABORATORY | | 25 | 1 | 4% | 26 |
| QUEST DIAGNOSTICS NICHOLS INSTITUTE - SJC (LPP) | | 21 | 5 | 19% | 26 |
| MV MEDICAL PRACTICE DBA PRIMARY URGENT CARE | | 26 | | | 26 |
| CDC | | 17 | 9 | 35% | 26 |
| HEALTH FIRST-VIERA HOSPITAL | | 1 | 24 | 96% | 25 |

COVID-19: testing by laboratory

Data through Oct 25, 2020 verified as of Oct 26, 2020 at 09:25 AM

Data in this report are provisional and subject to change.

The numbers in the table below represent the number of Florida and non-Florida residents for whom test results were received by the Department of Health. A person can be tested by more than one laboratory and can have both positive and negative results. **Therefore, the sum of the numbers in each column will be larger than the total number of people tested.**

| Reporting lab | Inconclusive | Negative | Positive | Percent positive | Total |
|--|--------------|----------|----------|------------------|-------|
| MINUTECLINIC DIAGNOSTIC OF RHODE ISLAND, LLC #1544 | | 24 | 1 | 4% | 25 |
| DOCTORS MEMORIAL HOSPITAL | | 13 | 12 | 48% | 25 |
| LEE MEMORIAL HEALTH PARK LAB | | | 25 | 100% | 25 |
| ADVENTIST HEALTH SYSTEM FLORIDA | | 22 | 3 | 12% | 25 |
| PATRICK AIR FORCE BASE | | 1 | 24 | 96% | 25 |
| RICARDO NAVARRO DO PA | | 25 | | | 25 |
| VISITING PHYSICIANS ASSOCIATION LABORATORY | | 23 | 2 | 8% | 25 |
| URGENT CARE TCMA | | | 25 | 100% | 25 |
| FLORIDA DEPARTMENT OF HEALTH IN POLK COUNTY | | 25 | | | 25 |
| JACKSON HEALTH SYSTEM | | 1 | 24 | 96% | 25 |
| LIFE CARE CENTER OF WINTER HAVEN | | 13 | 12 | 48% | 25 |
| PARAMOUNT URGENT CARE | | 13 | 11 | 46% | 24 |
| John Knox Village of Florida ALF | | 24 | | | 24 |
| BIOFIRE | | 7 | 17 | 71% | 24 |
| ADVENT HEALTH NEW SMYRNA BEACH | | | 24 | 100% | 24 |
| CONNECTICUT DEPARTMENT OF HEALTH | | 22 | 2 | 8% | 24 |
| ADVENTHEALTH CENTRA CARE ORMOND BEACH | | 5 | 19 | 79% | 24 |
| SOUTHEAST ALABAMA MEDICAL CENTER | | | 24 | 100% | 24 |
| TRUGENX | | 1 | 23 | 96% | 24 |
| FAST TRACK URGENT CARE CENTER - SEMINOLE | | | 24 | 100% | 24 |
| AVENTIS BIO-SERVICES CTL | | 24 | | | 24 |
| LAKE CITY VETERANS HOSPITAL | | | 24 | 100% | 24 |
| EXPRESS FAMILY CARE LAB | | | 24 | 100% | 24 |
| UNIVERSITY ALABAMA | | 24 | | | 24 |
| WELLNOW URGENT CARE | | 23 | 1 | 4% | 24 |
| ED FRASER MEMORIAL HOSPITAL | | | 24 | 100% | 24 |
| LABORATORY DYNAMICS | | 20 | 4 | 17% | 24 |
| BENTON HOUSE OF ST. JOHNS | | 23 | | | 23 |
| UF HEALTH NORTH JACKSONVILLE | | | 23 | 100% | 23 |
| NEW YORK STATE ELR - LOURDES HOSPITAL INC | | 22 | 1 | 4% | 23 |
| ST. CLOUD HOSPITAL | | 20 | 3 | 13% | 23 |
| THE TERRACE OF JACKSONVILLE | | 3 | 20 | 87% | 23 |
| MINUTECLINIC #4760 | | 23 | | | 23 |
| SENIOR HEALTH OF WINTER PARK DUNDEE | | 23 | | | 23 |
| BAYFRONT MEDICAL | | 18 | 5 | 22% | 23 |
| ISLAND COAST PEDIATRICS PA | | 22 | 1 | 4% | 23 |
| ADVENT HEALTH CENTRA CARE LAKE MARY | | 1 | 22 | 96% | 23 |
| RDV SPORTSPLEX PEDIATRICS | | 19 | 4 | 17% | 23 |
| MOBILE DIVISION LABORATORY | | 7 | 15 | 68% | 22 |
| PRECISION HEALTH RESOURCES, LLC | | 14 | 8 | 36% | 22 |
| LABCORP - CLEARWATER | | 3 | 19 | 86% | 22 |
| USF | | 1 | 21 | 95% | 22 |
| DIACARTA INC. | | 22 | | | 22 |
| VA GULF COAST VETERANS HEALTH CARE SYSTEM | | 16 | 6 | 27% | 22 |
| ST. JOSEPH'S HOSPITAL NORTH | | | 22 | 100% | 22 |
| COLLIER HMA PHYSICIAN MANAGEMENT LLC | | 18 | 4 | 18% | 22 |
| ASTON GARDENS AT PELICAN MARSH | | 22 | | | 22 |

COVID-19: testing by laboratory

Data through Oct 25, 2020 verified as of Oct 26, 2020 at 09:25 AM

Data in this report are provisional and subject to change.

The numbers in the table below represent the number of Florida and non-Florida residents for whom test results were received by the Department of Health. A person can be tested by more than one laboratory and can have both positive and negative results. **Therefore, the sum of the numbers in each column will be larger than the total number of people tested.**

| Reporting lab | Inconclusive | Negative | Positive | Percent positive | Total |
|--|--------------|----------|----------|------------------|-------|
| EGL GENETIC DIAGNOSTICS | | 1 | 21 | 95% | 22 |
| PENNSYLVANIA DEPT OF HEALTH | | 19 | 3 | 14% | 22 |
| PECONIC BAY MEDICAL CENTER LABORATORY | | 18 | 4 | 18% | 22 |
| PLANTATION BAY REHAB FACILITY | | 21 | 1 | 5% | 22 |
| PEDIATRICS OF GREATER ORLANDO | | 17 | 5 | 23% | 22 |
| HIALEAH SHORES NURSING AND REHAB CENTER | | 22 | | | 22 |
| STATE LAB | | 2 | 20 | 91% | 22 |
| SUNQUEST | | 3 | 18 | 86% | 21 |
| CENTRA CARE-LBV | | | 21 | 100% | 21 |
| CLEVELAND CLINIC FOUNDATION | | 11 | 10 | 48% | 21 |
| WUESTHOFF MEDICAL CENTER-MELBOURNE | | | 21 | 100% | 21 |
| FLORIDA DEPARTMENT OF HEALTH | | 14 | 7 | 33% | 21 |
| GROWING TOGETHER PEDIATRICS LLC | | 21 | | | 21 |
| NORTHWELL HEALTH PLAINVIEW HOSPITAL LABORATORY | | 19 | 2 | 10% | 21 |
| NEW YORK STATE ELR - VASSAR BROTHERS MEDICAL CENTER LABORATORY | | 20 | 1 | 5% | 21 |
| KEYS MEDICAL GROUP | | | 21 | 100% | 21 |
| FLORIDA PEDIATRICS | | 6 | 15 | 71% | 21 |
| EMPIRE CITY LABORATORIES INC | | 2 | 19 | 90% | 21 |
| ST. ANNE'S NURSING CENTER & RESIDENCE | | 21 | | | 21 |
| HOLZER HEALTH CENTER | | | 20 | 100% | 20 |
| ASSOCIATED PATHOLOGISTS | | 16 | 4 | 20% | 20 |
| MEDEXPRESS ROYAL PALM BEACH | | 20 | | | 20 |
| DAIRY ROAD URGENT CARE | | 14 | 6 | 30% | 20 |
| SUNTREE INTERNAL MEDICINE | | 20 | | | 20 |
| FAMILY CARE PARTNERS | | 13 | 7 | 35% | 20 |
| THE CHAPPEL GROUP RESEARCH | | 20 | | | 20 |
| Q ANSWER LAB | | 2 | 18 | 90% | 20 |
| DEPARTMENT OF VETERANS AFFAIRS ORLANDO MEDICAL CENTER | | 5 | 15 | 75% | 20 |
| UNITED LABS | | 20 | | | 20 |
| UNIPATH | | 13 | 7 | 35% | 20 |
| EAST LAKE PEDIATRICS | | | 20 | 100% | 20 |
| MANDARIN PEDIATRICS | | 18 | 2 | 10% | 20 |
| LABCORP - DAYTONA BEACH | | | 20 | 100% | 20 |
| MAYO CLINIC LABS - ROCHESTER SUPERIOR DRIVE | | 2 | 18 | 90% | 20 |
| MEDICAL EXPRESS CORP | | 18 | 2 | 10% | 20 |
| NEW YORK STATE ELR - BROOKDALE UNIVERSITY HOSPITAL | | 19 | 1 | 5% | 20 |
| MEDLOGIC, LLC | | 3 | 17 | 85% | 20 |
| DONALD W ROBERTSON DO PA | | 16 | 4 | 20% | 20 |
| CARENOW - DOWNTOWN NORTH GULCH | | 20 | | | 20 |
| PATHGROUP | | | 19 | 100% | 19 |
| ADVENT HEALTH SEBRING | | | 19 | 100% | 19 |
| CORAL GABLES HOSPITAL | | | 19 | 100% | 19 |
| PENSACOLA DEVELOPMENTAL CENTER | | 3 | 16 | 84% | 19 |
| BAYCARE OUTREACH LABORATORY SERVICES | | 3 | 16 | 84% | 19 |
| CVS MINUTE CLINIC | | | 19 | 100% | 19 |
| ADDICTION LABS OF AMERICA | | 2 | 17 | 89% | 19 |
| PONCE THERAPY CARE CENTER | | 16 | 3 | 16% | 19 |

COVID-19: testing by laboratory

Data through Oct 25, 2020 verified as of Oct 26, 2020 at 09:25 AM

Data in this report are provisional and subject to change.

The numbers in the table below represent the number of Florida and non-Florida residents for whom test results were received by the Department of Health. A person can be tested by more than one laboratory and can have both positive and negative results. **Therefore, the sum of the numbers in each column will be larger than the total number of people tested.**

| Reporting lab | Inconclusive | Negative | Positive | Percent positive | Total |
|---|--------------|----------|----------|------------------|-------|
| PALO ALTO VA MEDICAL CENTER | | 1 | 18 | 95% | 19 |
| ANY LAB TEST NOW | | 7 | 12 | 63% | 19 |
| NATIONS BEST FAMILY HEALTH CARE | | | 19 | 100% | 19 |
| PHYSICIAN PARTNERS PERRY | | 14 | 5 | 26% | 19 |
| MINUTECLINIC DIAGNOSTIC OF RHODE ISLAND, LLC #212 | | 19 | | | 19 |
| MOBILE PHYSICIAN SERVICE | | 19 | | | 19 |
| INTEGRATED REGIONAL LABORATORIES - LARGO | | | 19 | 100% | 19 |
| SANTA ROSA HMA PHYS MGMT | | 15 | 4 | 21% | 19 |
| COLOR GENOMICS, INC. | | 18 | 1 | 5% | 19 |
| MILLENNIUM PHYSICIAN GROUP LLC | | 18 | 1 | 5% | 19 |
| LAB INTERMARKET FACILITY LAB | | 1 | 18 | 95% | 19 |
| STONE WASH CLINICAL LABORATORIES | | 2 | 17 | 89% | 19 |
| FL HUD DESTIN, LLC D/B/A GRAND BOULEVARD HEALTH | | 19 | | | 19 |
| MEDCOMP SCIENCES | | | 19 | 100% | 19 |
| MED HEALTH SERVICES | | 18 | 1 | 5% | 19 |
| HEALTHY MINORS, LLC. | | 19 | | | 19 |
| PROMEDICA LABORATORIES | | 16 | 2 | 11% | 18 |
| TPCA CLINICAL LABORATORIES | | 15 | 3 | 17% | 18 |
| XPRESS WELLNESS URGENT CARE | | | 18 | 100% | 18 |
| MADISON CORE LABORATORIES | | 17 | 1 | 6% | 18 |
| CSL PLASMA | | 15 | 3 | 17% | 18 |
| TOTAL RENAL LABORATORIES INC | | 13 | 5 | 28% | 18 |
| HERITAGE WATERSIDE | | 18 | | | 18 |
| ESCAMBIA COUNTY JAIL | | 12 | 6 | 33% | 18 |
| WHITE WILSON MEDICAL CENTER CLINIC | | | 18 | 100% | 18 |
| SEVEN RIVERS REGIONAL MEDICAL CENTER | | 5 | 13 | 72% | 18 |
| LABCORP INC | | 5 | 13 | 72% | 18 |
| MEDEXPRESS VERO BEACH | | | 18 | 100% | 18 |
| FHMG--FLORIDA HOSPITAL MEDICAL GROUP | | 15 | 3 | 17% | 18 |
| INTERCOASTAL MEDICAL GROUP | | | 18 | 100% | 18 |
| CENTRA CARE - LAKE NONA | | 3 | 15 | 83% | 18 |
| DEPARTMENT OF VETERANS AFFAIRS MEDICAL CENTER | | | 18 | 100% | 18 |
| UPMC CHAUTAUQUA AT WCA LABORATORY | | 17 | 1 | 6% | 18 |
| GRAND ST PAUL CVS | | 18 | | | 18 |
| FORT MYERS INTERNAL MEDICINE, LLC | | 15 | 2 | 12% | 17 |
| REDITUS LABORATORIES | | | 17 | 100% | 17 |
| DAVID LAWRENCE CENTER | | 15 | 2 | 12% | 17 |
| BAPTIST SOUTH MEDICAL CENTER | | 2 | 15 | 88% | 17 |
| NEW YORK STATE ELR - LABORATORY ALLIANCE OF CENTRAL NEW | | 17 | | | 17 |
| CONSOLIDATED LAB SERVICES | | 8 | 9 | 53% | 17 |
| BIO-REFERENCE LABORATORIES | | 3 | 14 | 82% | 17 |
| BAYVIEW MEDICAL | | 17 | | | 17 |
| JACKSON NORTH MEDICAL CENTER | | 2 | 15 | 88% | 17 |
| ADVENTHEALTH CENTRA CARE WINTER GARDEN | | 3 | 14 | 82% | 17 |
| COMPREHENSIVE CHILDCARE | | 13 | 4 | 24% | 17 |
| UVMHC MICROBIOLOGY | | 16 | 1 | 6% | 17 |
| PARK WEST MEDICAL CENTER | | 16 | 1 | 6% | 17 |

COVID-19: testing by laboratory

Data through Oct 25, 2020 verified as of Oct 26, 2020 at 09:25 AM

Data in this report are provisional and subject to change.

The numbers in the table below represent the number of Florida and non-Florida residents for whom test results were received by the Department of Health. A person can be tested by more than one laboratory and can have both positive and negative results. **Therefore, the sum of the numbers in each column will be larger than the total number of people tested.**

| Reporting lab | Inconclusive | Negative | Positive | Percent positive | Total |
|---|--------------|----------|----------|------------------|-------|
| ASCENSION ST. VINCENT'S PRIMARY CARE | | | 17 | 100% | 17 |
| AMERICAN HEALTH ASSOCIATES OF TAMPA | | 2 | 15 | 88% | 17 |
| MINUTE CLINIC LLC #2216 | | 16 | 1 | 6% | 17 |
| PHYSICIANS STAT | | | 17 | 100% | 17 |
| MEDEXPRESS URGENT CARE-NORTH PORT | | 2 | 15 | 88% | 17 |
| WATSON CLINIC LLP SOUTH | | | 17 | 100% | 17 |
| TAYLORVILLE FAMILY MEDICINE | | 11 | 5 | 31% | 16 |
| NEW YORK STATE ELR - ST PETER'S BENDER LABORATORY | | 16 | | | 16 |
| QUESTDIAGNOSTICS INCORPORATED | | 2 | 14 | 88% | 16 |
| STATEN ISLAND UNIVERSITY HOSPITAL-POUCH | | 16 | | | 16 |
| WALGREENS #6637 | | 16 | | | 16 |
| CVS PHARMACY # 10423 | | 15 | 1 | 6% | 16 |
| TREASURE COAST MEDICAL ASSOCIATES | | | 16 | 100% | 16 |
| DOCTORS URGENT CARE | | | 16 | 100% | 16 |
| NEW YORK STATE ELR - LONG ISLAND JEWISH MED CTR | | 16 | | | 16 |
| EVERLYWELL | | 9 | 7 | 44% | 16 |
| BOCA BIOLISTIC REFERENCE LAB | | | 16 | 100% | 16 |
| ISLAND COAST PEDIATRICS | | 16 | | | 16 |
| PHYSICIANS REGIONAL CLINIC | | 14 | 2 | 13% | 16 |
| ADVENTHEALTH PEDIATRICS/LAKE MARY PEDS | | 12 | 4 | 25% | 16 |
| MONTEFIORE NEW ROCHELLE HOSPITAL | | 15 | 1 | 6% | 16 |
| HEALTH CENTRAL HOSPITAL | | | 16 | 100% | 16 |
| KEY PRIMARY CARE | | | 16 | 100% | 16 |
| ADVENTHEALTH CENTRA CARE - KIDS LAKE MARY | | 14 | 2 | 13% | 16 |
| DELRAY MEDICAL CENTER LAB | | 1 | 14 | 93% | 15 |
| FLORIDA COMMUNITY HEALTH CENTER OF ST. LUCIE | | 1 | 14 | 93% | 15 |
| FAST TRACK URGENT CARE CENTER - TYRONE | | | 15 | 100% | 15 |
| SOUTHERN LABORATORY | | | 15 | 100% | 15 |
| PALM RIVER COMMUNITY HEALTH CENTER | | 13 | 2 | 13% | 15 |
| ADVENTHEALTH ZEPHYRHILLS | | | 15 | 100% | 15 |
| MILTON 4707 | | 15 | | | 15 |
| TEN HEALTHCARE | | 2 | 13 | 87% | 15 |
| NEW YORK STATE ELR - JACOBI MEDICAL CENTER | | 15 | | | 15 |
| CENTRA CARE - SAND LAKE | | | 15 | 100% | 15 |
| URGENT CARE CLINIC OF LINCOLN | | 14 | 1 | 7% | 15 |
| FIRST CHOICE PEDIATRICS LOOP | | 14 | 1 | 7% | 15 |
| MILLENNIUM PHYSICIAN GROUP LCC | | | 15 | 100% | 15 |
| METRO KNOXVILLE HMA | | 14 | 1 | 7% | 15 |
| PALM BAY URGENT CARE | | 1 | 14 | 93% | 15 |
| BOZEMAN HEALTH DEACONESS HOSPITAL | | 12 | 3 | 20% | 15 |
| LIFE CARE CENTER AT WELLS CROSSING | | 4 | 11 | 73% | 15 |
| ORLANDO HEALTH | | 2 | 13 | 87% | 15 |
| MINUTE CLINIC INCORPORATE | | 12 | 3 | 20% | 15 |
| MADWAR | | 11 | 4 | 27% | 15 |
| ADVENT HEALTH CENTRE CARE | | 4 | 11 | 73% | 15 |
| QUEST DIAGNOSTICS INCORPORATED | | | 15 | 100% | 15 |
| PENSACOLA PEDIATRICS - PACE | | 12 | 3 | 20% | 15 |

COVID-19: testing by laboratory

Data through Oct 25, 2020 verified as of Oct 26, 2020 at 09:25 AM

Data in this report are provisional and subject to change.

The numbers in the table below represent the number of Florida and non-Florida residents for whom test results were received by the Department of Health. A person can be tested by more than one laboratory and can have both positive and negative results. **Therefore, the sum of the numbers in each column will be larger than the total number of people tested.**

| Reporting lab | Inconclusive | Negative | Positive | Percent positive | Total |
|---|--------------|----------|----------|------------------|-------|
| CONEY ISLAND HOSPITAL | | 15 | | | 15 |
| DIATHERIX | | 13 | 2 | 13% | 15 |
| CYPRESS COVE CARE CENTER | | | 15 | 100% | 15 |
| NEW YORK STATE ELR - GOOD SAMARITAN HOSPITAL LABORATORY | | 14 | 1 | 7% | 15 |
| LINCOLN DIAGNOSTIC LAB | | 14 | | | 14 |
| LAKELAND NURSING & REHABILITATION | | | 14 | 100% | 14 |
| LABCORP BURLINGTON CYTO | | 10 | 4 | 29% | 14 |
| POARCH BANC CREEK INDIANS TRIBAL HEALTH DEPARTMENT | | | 14 | 100% | 14 |
| UNIVERSITY HILLS HEALTH AND REHABILITATION CENTER | | 12 | 2 | 14% | 14 |
| XERA MED RESEARCH | | | 14 | 100% | 14 |
| PEDIATRICS IN BREVARD PA | | 7 | 7 | 50% | 14 |
| ADVENT HEALTH LAKE WALES MEDICAL GROUP | | 9 | 5 | 36% | 14 |
| HENNEPIN COUNTY MEDICAL CENTER (HCMC) | | 4 | 10 | 71% | 14 |
| UNK | | 7 | 7 | 50% | 14 |
| NEW YORK STATE ELR - SOUTHSIDE HOSPITAL NORTHWELL HEALTH LABORATORY | | 13 | 1 | 7% | 14 |
| CVS PHARMACY NO 10613 | | 13 | 1 | 7% | 14 |
| NEW YORK STATE ELR - JAMAICA HOSPITAL MEDICAL CENTER | | 14 | | | 14 |
| CENTRA CARE UNIVERSITY | | | 14 | 100% | 14 |
| PHOSPHORUS DIAGNOSTICS | | 12 | 2 | 14% | 14 |
| WESTPAC LABS | | 1 | 13 | 93% | 14 |
| AMERICAN FINNISH NURSING HOME | | 14 | | | 14 |
| PHARMCO RX | | 13 | 1 | 7% | 14 |
| FLORIDA HOSPITAL LABS | | 5 | 9 | 64% | 14 |
| OKEECHOBEE HEALTHCARE FACILITY | | | 14 | 100% | 14 |
| CVS/PHARMACY #10373 | | 13 | | | 13 |
| NEW YORK PRESBYTERIAN - ALLEN HOSPITAL | | 13 | | | 13 |
| OPIS ISLAND LAKE CENTER | | 13 | | | 13 |
| SOUTHEAST FAMILY HEALTHCARE CENTER | | | 13 | 100% | 13 |
| FLORIDA STATE HOSPITAL | | | 13 | 100% | 13 |
| CARESPOT OF NOCATEE | | | 13 | 100% | 13 |
| WESTMINSTER WOODS ON JULINGTON CREEK | | 11 | 2 | 15% | 13 |
| ASURANCE SCIENTIFIC LABORATORIES | | 13 | | | 13 |
| WEDGEWOOD HEALTHCARE CENTER | | 10 | 3 | 23% | 13 |
| THE CANOPY AT HARPER LAKE | | | 13 | 100% | 13 |
| LONGLEAF DIAGNOSTIC LABORATORIES | | 2 | 11 | 85% | 13 |
| TALLAHASSEE PRIMARY CARE ASSOC, PA | | 12 | 1 | 8% | 13 |
| AURORA DIAGNOSTICS | | 2 | 11 | 85% | 13 |
| HEALTHQUEST LABORATORIES | | 4 | 9 | 69% | 13 |
| EXPRESS CARE OF BELLEVIEW | | 13 | | | 13 |
| NORTH FLORIDA PEDIATRICS - MARIANNA | | 2 | 11 | 85% | 13 |
| PEDIATRICS IN BREVARD PA- ROCKLEDGE | | 11 | 2 | 15% | 13 |
| ADVANCED URGENT CARE | | 11 | 2 | 15% | 13 |
| HOPE HOSPICE AND COMMUNITY SERVICES INC | | 13 | | | 13 |
| CLINICAL LABORATORY SERVICES | | | 13 | 100% | 13 |
| ESCAMBIA COMMUNITY CLINIC | | 2 | 11 | 85% | 13 |
| PINELLAS COUNTY JAIL | | | 13 | 100% | 13 |
| CARENOW URGENT CARE - FORT PIERCE | | 13 | | | 13 |

COVID-19: testing by laboratory

Data through Oct 25, 2020 verified as of Oct 26, 2020 at 09:25 AM

Data in this report are provisional and subject to change.

The numbers in the table below represent the number of Florida and non-Florida residents for whom test results were received by the Department of Health. A person can be tested by more than one laboratory and can have both positive and negative results. **Therefore, the sum of the numbers in each column will be larger than the total number of people tested.**

| Reporting lab | Inconclusive | Negative | Positive | Percent positive | Total |
|---|--------------|----------|----------|------------------|-------|
| CALHOUN LIBERTY HOSPITAL | | | 12 | 100% | 12 |
| VPA PC LAB | | 12 | | | 12 |
| DYNAMIC DNA LAB | | 1 | 11 | 92% | 12 |
| FLORIDA DEPT OF HEALTH | | 4 | 8 | 67% | 12 |
| LAB CORP OF AMERICA | | 4 | 8 | 67% | 12 |
| AYERS NURSING AND REHABILITATION CENTER | | 12 | | | 12 |
| GLEN OAKS HEALTH AND REHABILITATION CENTER | | | 12 | 100% | 12 |
| FLORIDA DEPARTMENT OF HEALTH IN HILLSBOROUGH COUNTY | | | 12 | 100% | 12 |
| EMBRY RIDDLE AERONAUTICAL UNIVERSITY HEALTH SERVICES | | | 12 | 100% | 12 |
| BROWARD DIALYSIS | | | 12 | 100% | 12 |
| LABCORP RARITAN | | 12 | | | 12 |
| NEW YORK STATE ELR - NORTH CENTRAL BRONX HOSP | | 11 | 1 | 8% | 12 |
| BOULEVARD REHABILITATION CENTER | | | 12 | 100% | 12 |
| NEW YORK STATE ELR - CATHOLIC HEALTH SERVICES REGIONAL LABORATORY | | 9 | 3 | 25% | 12 |
| ST JOHN'S NURSING CENTER | | 12 | | | 12 |
| AMERICAN ESOTERIC LABORATORIES | | | 12 | 100% | 12 |
| PIONEER CLINICAL LAB, LLC | | 12 | | | 12 |
| INDIGO MANOR NURSING AND REHABILITATION CENTER | | 4 | 8 | 67% | 12 |
| CHARTER SENIOR LIVING OF PANAMA CITY BEACH | | 12 | | | 12 |
| SHELBY COUNTY HEALTH CARE CORPORATION | | 9 | 3 | 25% | 12 |
| NAPLES GREEN VILLAGE | | 12 | | | 12 |
| BROOKWOOD BAPTIST MEDICAL CENTER | | 12 | | | 12 |
| CANTON-POTSDAM HOSPITAL LABORATORY | | 12 | | | 12 |
| CVS PHARMACY, INC DBA CVS/PHARMACY #5685 | | 12 | | | 12 |
| IREPERTOIRE_MOL_LAB | | 12 | | | 12 |
| APPLE DIAGNOSTICS LAB | | 5 | 7 | 58% | 12 |
| THE TERRACE OF KISSIMMEE | | | 12 | 100% | 12 |
| CVS | | | 12 | 100% | 12 |
| LEON CHD | | 12 | | | 12 |
| INDIAN RIVER MEDICAL CENTER | | 11 | 1 | 8% | 12 |
| FLORIDA DEPARTMENT OF HEALTH IN LAKE COUNTY | | 5 | 7 | 58% | 12 |
| UNIV OF MIAMI | | | 11 | 100% | 11 |
| UCLA HEALTHCARE CLINICAL LABS | | 7 | 4 | 36% | 11 |
| ST CATHERINE OF SIENA HOSPITAL | | 11 | | | 11 |
| LAKELAND REGIONAL RESPIRATORY CARE CENTER | | | 11 | 100% | 11 |
| INTERNATIONAL MEDICAL LABORATORY | | 11 | | | 11 |
| MEDEMERGE | | 10 | 1 | 9% | 11 |
| REGENCY CARE OF BLOUNTSTOWN LLC | | 11 | | | 11 |
| TREASURE COAST URGENT CARE | | | 11 | 100% | 11 |
| MAINSTREET FAMILY CARE | | 1 | 10 | 91% | 11 |
| ACHS | | 2 | 9 | 82% | 11 |
| NEW YORK STATE ELR - HUDSON VALLEY HOSPITAL CENTER LABORATORY | | 10 | 1 | 9% | 11 |
| WINTER PARK CARE AND REHABILITATION | | | 11 | 100% | 11 |
| CLEVELAND CLINIC | | | 11 | 100% | 11 |
| IMA MEDICAL GROUP POINCIANA | | 7 | 4 | 36% | 11 |
| SRMC AVALON | | 9 | 2 | 18% | 11 |
| SANFORD MOBILE LAB | | 9 | 2 | 18% | 11 |

COVID-19: testing by laboratory

Data through Oct 25, 2020 verified as of Oct 26, 2020 at 09:25 AM

Data in this report are provisional and subject to change.

The numbers in the table below represent the number of Florida and non-Florida residents for whom test results were received by the Department of Health. A person can be tested by more than one laboratory and can have both positive and negative results. **Therefore, the sum of the numbers in each column will be larger than the total number of people tested.**

| Reporting lab | Inconclusive | Negative | Positive | Percent positive | Total |
|--|--------------|----------|----------|------------------|-------|
| BAY PINES VA | | 1 | 10 | 91% | 11 |
| PHYSICIANS PRIMARY CARE OF SOUTHWEST FLORIDA | | 9 | 2 | 18% | 11 |
| CARESPOT | | 1 | 10 | 91% | 11 |
| DELAWARE CVS PHARMACY, LLC | | 11 | | | 11 |
| DEPARTMENT OF VETERAN AFFAIRS | | 9 | 2 | 18% | 11 |
| PROMEDICA LABORATORIES | | 10 | 1 | 9% | 11 |
| CORE LABORATORY | | 1 | 10 | 91% | 11 |
| KORGENE LAB | | 1 | 10 | 91% | 11 |
| FUNGAL REFERENCE LABORATORY | | 11 | | | 11 |
| BAYCARE LABORATORIES | | 1 | 10 | 91% | 11 |
| PARKWEST MEDICAL CENTER | | 10 | 1 | 9% | 11 |
| STUART URGENT CARE | | | 11 | 100% | 11 |
| PALM BEACH PATHOLOGY | | 9 | 2 | 18% | 11 |
| SARNO EXTENDED HOURS | | | 11 | 100% | 11 |
| AFTER HOURS PEDIATRICS | | | 10 | 100% | 10 |
| FLORIDA HEALTH CARE | | | 10 | 100% | 10 |
| ORLANDO HEALTH CENTER FOR REHABILITATION | | 10 | | | 10 |
| HCR MANORCARE | | 10 | | | 10 |
| VILLA OF KINGS AND QUEENS OF DELRAY | | 10 | | | 10 |
| WALGREEN | | 2 | 8 | 80% | 10 |
| PERSONAL PEDIATRICS | | 10 | | | 10 |
| HUNT CLUB MEDICAL | | 9 | 1 | 10% | 10 |
| NORTH CAROLINA DEPARTMENT OF HEALTH & HUMAN SERVICES | | | 10 | 100% | 10 |
| AVANTE ST CLOUD | | 7 | 3 | 30% | 10 |
| ADVANCED MEDICAL GROUP | | | 10 | 100% | 10 |
| ST VINCENT'S EAST LABORATORY | | 9 | 1 | 10% | 10 |
| ONE MILO | | 10 | | | 10 |
| UMHC/SYLVESTER AT KENDALL | | 1 | 9 | 90% | 10 |
| NEWYORK-PRESBYTERIAN/ LAWRENCE HOSPITAL LABORATORY | | 10 | | | 10 |
| LAKE BALDWIN CBOC | | 9 | 1 | 10% | 10 |
| NULL | | 10 | | | 10 |
| CLERMONT ADVENTHEALTH CENTRA CARE | | | 10 | 100% | 10 |
| ST ELIZABETH MEDICAL CENTER LABORATORY | | 9 | 1 | 10% | 10 |
| ERIC C MARSHAL MD, PC DBA MINUTECLINIC | | 9 | 1 | 10% | 10 |
| URGENT CARE WEST CLINIC | | 8 | 2 | 20% | 10 |
| PATIENTS FIRST LAKE ELLA MEDICAL CENTER | | 10 | | | 10 |
| USF HEALTH MORSANI CENTER | | 2 | 8 | 80% | 10 |
| PINELLAS COUNTY HEALTH DEPARTMENT | | 2 | 8 | 80% | 10 |
| BROWARD HEALTH CARE | | | 10 | 100% | 10 |
| LABCORP - BRANDON | | 4 | 6 | 60% | 10 |
| NAPHCARE, INC. | | | 10 | 100% | 10 |
| AMMON ANALYTICAL LABORATORIES | | 10 | | | 10 |
| ST JOSEPH HOSPITAL | | 9 | 1 | 10% | 10 |
| NORTH OKALOOSA PHYSICIAN GROUP | | 10 | | | 10 |
| NO NAME | | 8 | 2 | 20% | 10 |
| TRENTON MEDICAL CENTER INC DBA PALMS MEDICAL GROUP | 2 | 7 | 1 | 10% | 10 |
| DALE MEDICAL CENTER | | 6 | 4 | 40% | 10 |

COVID-19: testing by laboratory

Data through Oct 25, 2020 verified as of Oct 26, 2020 at 09:25 AM

Data in this report are provisional and subject to change.

The numbers in the table below represent the number of Florida and non-Florida residents for whom test results were received by the Department of Health. A person can be tested by more than one laboratory and can have both positive and negative results. **Therefore, the sum of the numbers in each column will be larger than the total number of people tested.**

| Reporting lab | Inconclusive | Negative | Positive | Percent positive | Total |
|---|--------------|----------|----------|------------------|-------|
| CAPE REGIONAL MEDICAL CENTER | | 10 | | | 10 |
| WOLFSON (USE BAPTIST) | | | 10 | 100% | 10 |
| FHMG- FLORIDA HOSPITAL MEDICAL GROUP | | 7 | 3 | 30% | 10 |
| MEDICAL LABORATORY DIAGNOSTICS | | | 10 | 100% | 10 |
| PALMS MEDICAL GROUP - LAKE CITY WEST | | 3 | 7 | 70% | 10 |
| NEW YORK STATE ELR - BROOKLYN HOSPITAL CENTER DOWNTOWN CAMPUS | | 10 | | | 10 |
| NEW JERSEY DEPARTMENT OF HEALTH COMMUNICABLE DISEASE SERVICE | | 3 | 7 | 70% | 10 |
| MHHS All Lab Subsection | | 10 | | | 10 |
| MAUREEN OROURKE-FUTEY | | | 10 | 100% | 10 |
| ISLAND URGENT CARE PLLC | | 10 | | | 10 |
| ACADIAN DIAGNOSTIC LABORATORIES | | 8 | 2 | 20% | 10 |
| LAKE MARY KIDS CENTRA CARE | | | 10 | 100% | 10 |
| JOHNS HOPKINS CHILDREN'S HOSPITAL | | | 10 | 100% | 10 |
| MAINSTREET FAMILY URGENT CARE | | | 10 | 100% | 10 |
| COMMUNITY HEALTH CENTER | | 2 | 8 | 80% | 10 |
| VILLAGE PLACE HEALTH AND REHAB | | 9 | | | 9 |
| OMNI | | | 9 | 100% | 9 |
| GRACE PEDIATRICS | | 4 | 5 | 56% | 9 |
| MINUTECLINIC DIAGNOSTIC MEDICAL GROUP | | 9 | | | 9 |
| PALMS OF SEBRING | | 5 | 4 | 44% | 9 |
| BAY COUNTY JAIL ANNEX | | 7 | 2 | 22% | 9 |
| BAYA POINTE NURSING AND REHABILITATION | | | 9 | 100% | 9 |
| FHCP-PORT ORANGE | | 3 | 6 | 67% | 9 |
| MICHIGAN DEPARTMENT OF HEALTH AND HUMAN SERVICES | | | 9 | 100% | 9 |
| CHEMISYS LABORATORIES | | 1 | 8 | 89% | 9 |
| WINTER GARDEN REHAB AND NURSING CENTER | | 9 | | | 9 |
| QUEST DIAGNOSTICS INC | | 9 | | | 9 |
| CENTURY HEALTH AND REHABILITATION CENTER | | | 9 | 100% | 9 |
| EXCEL PEDIATRICS | | | 9 | 100% | 9 |
| BAY CARE OCCUPATIONAL CLINIC | | | 9 | 100% | 9 |
| FAMILY CARE CENTER OF ARLINGTON | | 9 | | | 9 |
| THE COMMONWEALTH OF MASSACHUSETTS | | | 9 | 100% | 9 |
| CENTRA CARE DR. PHILLIPS | | 1 | 8 | 89% | 9 |
| ADVENTHEALTH CENTRA CARE - SOUTH ORANGE | | 8 | 1 | 11% | 9 |
| MI2297090CV HOLLAND-23D2189684 | | 9 | | | 9 |
| APPALACHIAN REGIONAL HEALTHCARE SYSTEM | | 9 | | | 9 |
| UNAVAILABLE/UNKNOWN/NO INFORMATION FOUND | | | 9 | 100% | 9 |
| GLEN COVE HOSPITAL | | 9 | | | 9 |
| PARKS HEALTHCARE & REHABILITATION CTR | | 9 | | | 9 |
| ASCENSION MEDICAL GROUP | | | 9 | 100% | 9 |
| DMH STEINHATCHEE FAMILY MEDICINE | | 7 | 2 | 22% | 9 |
| CARITHERS PEDIATRIC GROUP | | 5 | 4 | 44% | 9 |
| PRECISION GENETICS | | | 9 | 100% | 9 |
| WALGREENS #05398 | | 8 | 1 | 11% | 9 |
| UCC - WELLINGTON | | | 9 | 100% | 9 |
| RIVERS FAMILY MEDICINE PA | | 8 | 1 | 11% | 9 |
| SANFORD MOBILE LAB PGA TOUR (SAFEWAY OPEN) | | 9 | | | 9 |

COVID-19: testing by laboratory

Data through Oct 25, 2020 verified as of Oct 26, 2020 at 09:25 AM

Data in this report are provisional and subject to change.

The numbers in the table below represent the number of Florida and non-Florida residents for whom test results were received by the Department of Health. A person can be tested by more than one laboratory and can have both positive and negative results. **Therefore, the sum of the numbers in each column will be larger than the total number of people tested.**

| Reporting lab | Inconclusive | Negative | Positive | Percent positive | Total |
|--|--------------|----------|----------|------------------|-------|
| MOUNT DORA PEDIATRICS | | 8 | 1 | 11% | 9 |
| Maury Regional Hospital | | 6 | 3 | 33% | 9 |
| GULFVIEW MEDICAL INSTITUTE | | 9 | | | 9 |
| NEW YORK STATE ELR - BELLEVUE HOSPITAL CENTER DEPARTMENT | | 9 | | | 9 |
| ROCKLEDGE | | 1 | 8 | 89% | 9 |
| CARE FAST MURABELLA | | 5 | 4 | 44% | 9 |
| PRATTVILLE BAPTIST HOSPITAL | | 8 | 1 | 11% | 9 |
| FIRST CHOICE PEDIATRICS WINTER SPRINGS | | 9 | | | 9 |
| PRACTICE MANAGEMENT OF AMERICA, INC. | | | 9 | 100% | 9 |
| COVANCE CENTRAL LABORATORY | | | 9 | 100% | 9 |
| CREATIVE TESTING SOLUTIONS | | 3 | 6 | 67% | 9 |
| PHYSICIANS PRIMARY CARE LAB | | 3 | 6 | 67% | 9 |
| LAB CORPORATION OF AMERICA | | 1 | 8 | 89% | 9 |
| MASSACHUSETTS GENERAL HOSPITAL | | 1 | 8 | 89% | 9 |
| NOVANT HEALTH GOHEALTH URGENT CARE-HARRISBURG | | 4 | 5 | 56% | 9 |
| GCPM MANUAL MICROBIOLOGY | | 1 | 8 | 89% | 9 |
| ATLANTIC URGENT CARE | | | 9 | 100% | 9 |
| SPORTS DRUG TESTING LABORATORY | | | 9 | 100% | 9 |
| ADVENTHEALTH CENTRA CARE - HUNTERS CREEK | | | 9 | 100% | 9 |
| BioReference Laboratories, Inc | | 2 | 7 | 78% | 9 |
| PATHOGENIUS LABORATORIES | | 2 | 7 | 78% | 9 |
| ISLAND URGENT CARE PLLC DBA AFC URGENT CARE | | 8 | | | 8 |
| MICHIGAN DEPARTMENT OF COMMUNITY HEALTH | | 1 | 7 | 88% | 8 |
| SOUTHEASTERN LABORATORY | | | 8 | 100% | 8 |
| HEALTHMARK REGIONAL HOSPITAL LAB | | 4 | 4 | 50% | 8 |
| LAKE NONA MEDICAL SERVICES | | 3 | 5 | 63% | 8 |
| BAYFRONT HEALTH PUNTA GORDA | | | 8 | 100% | 8 |
| BEAUMONT LABORATORY | | | 8 | 100% | 8 |
| COLORADO DEPARTMENT OF HEALTH LABORATORY SERVICES DIVISION | | | 8 | 100% | 8 |
| SYLVESTER AT PLANTATION LABORATORY | | 7 | 1 | 13% | 8 |
| LABCORP - ORLANDO | | 3 | 5 | 63% | 8 |
| BALDOMERO LOPEZ STATE VETERANS NURSING HOME | | 8 | | | 8 |
| FELICIDAD MEDICAL CENTER | | | 8 | 100% | 8 |
| LABORATORY CORPORATION OF AMER | | 5 | 3 | 38% | 8 |
| NEW YORK STATE ELR - LONG ISLAND JEWISH VALLEY STREAM | | 8 | | | 8 |
| LEHIGH VALLEY HOSPITAL | | 3 | 5 | 63% | 8 |
| ABBOTT NORTHWESTERN HOSPITAL LAB | | 5 | 3 | 38% | 8 |
| MINUTECLINIC DIAGNOSTIC OF ILLINOIS | | 7 | 1 | 13% | 8 |
| ACCESS 365 URGENT CARE | | 6 | 2 | 25% | 8 |
| AIM LABORATORIES | | | 8 | 100% | 8 |
| SUNCOAST URGENT CARE | | | 8 | 100% | 8 |
| ST. JOSEPH HOSPITAL AND HEALTH CARE INC. | | | 8 | 100% | 8 |
| BAPTIST MEDICAL CENTER EAST | | 6 | 2 | 25% | 8 |
| CIAN DIAGNOSTICS | | | 8 | 100% | 8 |
| BAYCARE MEDICAL GROUP INC | | | 8 | 100% | 8 |
| NEW YORK STATE ELR - JAMES J PETERS VA MEDICAL CENTER | | 6 | 2 | 25% | 8 |
| SHELBY BAPTIST MEDICAL CENTER | | 4 | 4 | 50% | 8 |

COVID-19: testing by laboratory

Data through Oct 25, 2020 verified as of Oct 26, 2020 at 09:25 AM

Data in this report are provisional and subject to change.

The numbers in the table below represent the number of Florida and non-Florida residents for whom test results were received by the Department of Health. A person can be tested by more than one laboratory and can have both positive and negative results. **Therefore, the sum of the numbers in each column will be larger than the total number of people tested.**

| Reporting lab | Inconclusive | Negative | Positive | Percent positive | Total |
|--|--------------|----------|----------|------------------|-------|
| WALGREENS #03413 | | 6 | 2 | 25% | 8 |
| DOCTOR'S IN HOUSE LAB | | | 8 | 100% | 8 |
| METHODIST MEDICAL CENTER | | 6 | 2 | 25% | 8 |
| QUEENS HOSPITAL CENTER | | 7 | 1 | 13% | 8 |
| DCH REGIONAL MEDICAL CENTER LABORATORY | | 8 | | | 8 |
| GENEUS DIAGNOSTICS | | | 8 | 100% | 8 |
| PRIMARY CARE SERVICES AT INDIAN RIVER ESTATES | | 8 | | | 8 |
| BORLAND GROOVER CLINIC | 1 | 6 | 1 | 13% | 8 |
| MID-HUDSON VALLEY DIVISION OF WESTCHESTER MEDICAL | | 8 | | | 8 |
| NORTH BAY HOSPITAL | | | 8 | 100% | 8 |
| EXECUTIVE MEDICAL SERVICES | | 8 | | | 8 |
| ARNOT OGDEN MEDICAL CENTER LABORATORY | | 8 | | | 8 |
| Cleveland Clinic Laboratories | | 4 | 4 | 50% | 8 |
| ADVENT HEALTH MEDICAL GROUP PEDIATRICS AT MOUNT DORA | | 6 | 2 | 25% | 8 |
| LEE MEMORIAL LAB GULF COAST | 2 | | 6 | 75% | 8 |
| COLORADO DEPARTMENT OF PUBLIC HEALTH AND ENVIRONMENT | | | 8 | 100% | 8 |
| FINLAY C. LABORATORY | | 3 | 5 | 63% | 8 |
| FLORIDA HOSPITAL WINTER GARDEN | | 7 | 1 | 13% | 8 |
| X-GENE MOLECULAR LABS | | 1 | 7 | 88% | 8 |
| QUEST DIAGNOSTIC | | 4 | 4 | 50% | 8 |
| EMERALD COAST PEDIATRICS | | | 8 | 100% | 8 |
| ACCU-REFERENCE MEDICAL LAB LLC | | 7 | 1 | 13% | 8 |
| RIVERSIDE MEDICAL GROUP | | 7 | 1 | 13% | 8 |
| LABCORP - NAPLES | | 1 | 7 | 88% | 8 |
| FLORIDA PEDIATRIC GROUP | | 5 | 3 | 38% | 8 |
| LIFE CARE CITRUS COUNTY | | | 8 | 100% | 8 |
| BAPTIST OUTPATIENT | | | 8 | 100% | 8 |
| BAYONET POINT MEDICAL CENTER | | | 8 | 100% | 8 |
| UNIVERSITY HOSPITAL - STONY BROOK EASTERN | | 8 | | | 8 |
| BAY CARE | | | 7 | 100% | 7 |
| AFC URGENT CARE - FARMINGDALE | | 7 | | | 7 |
| HELIX DIAGNOSTICS | | | 7 | 100% | 7 |
| HEALTH CARE LABORATORY SERVICES | | 1 | 6 | 86% | 7 |
| TMH PHYSICIAN PARTNERS - MONTICELLO | | 6 | 1 | 14% | 7 |
| NEW YORK STATE ELR - SUNY UPSTATE MEDICAL UNIVERSITY | | 7 | | | 7 |
| GENE STREET LABORATORIES, LLC | | 6 | 1 | 14% | 7 |
| LAKELAND REGIONAL HEALTH | | | 7 | 100% | 7 |
| MEDFAST URGENT CARE CENTER - TITUSVILLE | | | 7 | 100% | 7 |
| CARENOW URGENT CARE-MT JULIET | | 7 | | | 7 |
| FLORIDA CLINICAL LAB | | | 7 | 100% | 7 |
| CONNECTDX | | 2 | 5 | 71% | 7 |
| NOVANT HEALTH INPATIENT CARE | | 2 | 5 | 71% | 7 |
| FHCP-ORANGE CITY | | | 7 | 100% | 7 |
| GADSDEN REGIONAL MEDICAL CENTER | | 7 | | | 7 |
| PEDIATRIC ASSOCIATES ORLANDO | | 6 | 1 | 14% | 7 |
| QUE | | 4 | 3 | 43% | 7 |
| SAMARITAN MEDICAL CENTER | | 7 | | | 7 |

COVID-19: testing by laboratory

Data through Oct 25, 2020 verified as of Oct 26, 2020 at 09:25 AM

Data in this report are provisional and subject to change.

The numbers in the table below represent the number of Florida and non-Florida residents for whom test results were received by the Department of Health. A person can be tested by more than one laboratory and can have both positive and negative results. **Therefore, the sum of the numbers in each column will be larger than the total number of people tested.**

| Reporting lab | Inconclusive | Negative | Positive | Percent positive | Total |
|--|--------------|----------|----------|------------------|-------|
| SURGOINSVILLE PHARMACY | | 7 | | | 7 |
| CHILDREN'S MEDICAL CENTER | | | 7 | 100% | 7 |
| DORAL URGENT CARE | | | 7 | 100% | 7 |
| PHELPS HOSPITAL LABORATORY | | 7 | | | 7 |
| NORTHSHORE UNIVERSITY HEALTHSYSTEM EVANSTON HOSPITAL LAB | | | 7 | 100% | 7 |
| FLORIDA HOSPITAL KISSIMMEE | | 4 | 3 | 43% | 7 |
| CVS SC2297110CV CHARLSTON | | 7 | | | 7 |
| UNIVERSITY LAB | | | 7 | 100% | 7 |
| HOLY NAME MEDICAL CENTER | | 6 | 1 | 14% | 7 |
| NEW YORK STATE ELR - ORANGE REGIONAL MEDICAL CENTER LABORATORY | | 7 | | | 7 |
| ORMOND BEACH CENTRA CARE | | | 7 | 100% | 7 |
| ASCENSION ST VINCENT'S SOUTHSIDE | | 1 | 6 | 86% | 7 |
| ASCENSION ST. VINCENT'S SOUTHSIDE | | | 7 | 100% | 7 |
| BARRY UNIVERSITY STUDENT HEALTH SERVICES | | 6 | 1 | 14% | 7 |
| LEE COUNTY HEALTH DEPARTMENT | | 4 | 3 | 43% | 7 |
| PALMS MEDICAL GROUP HIGH SPRINGS | | 7 | | | 7 |
| WALGREENS #09353 | | 7 | | | 7 |
| VIRTUA VOORHEES HOSPITAL | | 5 | 2 | 29% | 7 |
| BOCA RATON REGIONAL HOSPITAL LAB | | | 7 | 100% | 7 |
| INTERMOUNTAIN CENTRAL LAB | | 1 | 6 | 86% | 7 |
| PEDIATRIC HEALTH CARE ALLIANCE | | | 7 | 100% | 7 |
| MAINSTREET FAMILY SELECT | | 1 | 6 | 86% | 7 |
| THE HEALTH CENTER OF PLANT CITY | | 7 | | | 7 |
| JOHNS HOPKINS MEDICAL LABORATORIES | | 1 | 6 | 86% | 7 |
| TRUE HEALTH DIAGNOSTICS | | 1 | 6 | 86% | 7 |
| LABCORP-PORT ST.LUCIE | | 6 | 1 | 14% | 7 |
| TOTAL ACCESS URGENT CARE | | | 7 | 100% | 7 |
| MEDEX REGIONAL LABORATORIES LLC | | | 7 | 100% | 7 |
| ALACHUA COUNTY HEALTH DEPARTMENT | | | 7 | 100% | 7 |
| MINUTECLINIC #4029 | | 7 | | | 7 |
| ECOLAB GROUP | | 2 | 5 | 71% | 7 |
| MINUTECLINIC DIAGNOSTIC OF RHODE ISLAND, LLC #590 | | 7 | | | 7 |
| NEW YORK STATE ELR - VA NEW YORK HARBOR HEALTHCARE SYSTEM | | 7 | | | 7 |
| MIDMICHIGAN MEDICAL CENTER | | | 7 | 100% | 7 |
| MEDFAST URGENT CARE CENTER - ROCKLEDGE | | | 7 | 100% | 7 |
| BRYAN WHITFIELD MEMORIAL HOSPITAL | | 5 | 2 | 29% | 7 |
| GULF COAST MEDICAL GROUP | | 2 | 5 | 71% | 7 |
| HARBOUR ISLAND PEDIATRICS | | 4 | 3 | 43% | 7 |
| CORE BIO LABS | | 5 | 2 | 29% | 7 |
| RICHMOND UNIVERSITY MEDICAL CENTER | | 6 | 1 | 14% | 7 |
| RIVER OAKS TREATMENT CENTER | | | 7 | 100% | 7 |
| BVL/LITTLE ANGEL PEDIATRICS | | 7 | | | 7 |
| ALL FLORIDA FAMILY & SPORTS MEDICINE | | 6 | 1 | 14% | 7 |
| WALGREEN EASTERN CO, INC | | 7 | | | 7 |
| BLOUNT MEMORIAL HOSPITAL | | 7 | | | 7 |
| ARCHBOLD MEMORIAL HOSPITAL/LAB | | 3 | 4 | 57% | 7 |
| ALACHUA | | | 7 | 100% | 7 |

COVID-19: testing by laboratory

Data through Oct 25, 2020 verified as of Oct 26, 2020 at 09:25 AM

Data in this report are provisional and subject to change.

The numbers in the table below represent the number of Florida and non-Florida residents for whom test results were received by the Department of Health. A person can be tested by more than one laboratory and can have both positive and negative results. **Therefore, the sum of the numbers in each column will be larger than the total number of people tested.**

| Reporting lab | Inconclusive | Negative | Positive | Percent positive | Total |
|--|--------------|----------|----------|------------------|-------|
| PARROTT MEDICAL CLINIC | | | 7 | 100% | 7 |
| PINNACLES PEDS CARE PA | | 6 | | | 6 |
| PALMETTO HEALTH ALLIANCE | | 3 | 3 | 50% | 6 |
| DOH-TAMPA BRANCH LABORATORY (MLK BLVD) | | 3 | 3 | 50% | 6 |
| NOMIHEALTH | | | 6 | 100% | 6 |
| DOCTORS CLINICAL LABORATORY, INC | | 5 | 1 | 17% | 6 |
| MINUTECLINIC DIAGNOSTIC OF TEXAS, LLC | | 6 | | | 6 |
| WALGREENS #04834 | | 6 | | | 6 |
| WATAUGA MEDICAL CENTER | | 4 | 2 | 33% | 6 |
| DIAGNOSTIC CLINIC | | 6 | | | 6 |
| GRACE REHABILITATION CENTER OF VERO BEACH | | 4 | 2 | 33% | 6 |
| HARMONY CLINIC | | 1 | 5 | 83% | 6 |
| NICHOLS INSTITUTE QUEST DIAGNOSTICS | 1 | 2 | 3 | 50% | 6 |
| ONEIDA HEALTHCARE CENTER | | 6 | | | 6 |
| EVENT MED SERVICES LABORATORY | | 6 | | | 6 |
| HOLLEY-NAVARRE MEDICAL CLINIC | | 3 | 3 | 50% | 6 |
| VISITING PHYSICIANS ASSOCIATIONS | | 6 | | | 6 |
| FLORIDA WOMAN CARE LABORATORY | | | 6 | 100% | 6 |
| TAMIAMI LAB MILLENIUM | | | 6 | 100% | 6 |
| SEMINOLE PAVILION HEALTH CENTER | | | 6 | 100% | 6 |
| JOSEPH L MORSE GERIATRIC CENTER | 1 | 5 | | | 6 |
| STATEN ISLAND UNIVERSITY HOSPITAL SEGUINE AVE | | 6 | | | 6 |
| DE LUNA HEALTH AND REHABILITATION CENTER | | 6 | | | 6 |
| CVS/PHARMACY #17637 | | 6 | | | 6 |
| LABCORP NEW PORT RICHEY | | | 6 | 100% | 6 |
| LAWTON CHILES HEALTH CENTER | | 1 | 5 | 83% | 6 |
| LABCORP DIAGNOSTICS-MIAMI | | 2 | 4 | 67% | 6 |
| NORTH PINELLAS CHILDRENS MEDICAL CENTER | | | 6 | 100% | 6 |
| NEW YORK STATE ELR - SAMARITAN HOSPITAL LABORATORY | | 6 | | | 6 |
| UNIVERSITY HOSPITAL | | 4 | 2 | 33% | 6 |
| STATEN ISLAND UNIVERSITY HOSPITAL | | 6 | | | 6 |
| UM MILLER SCHOOL OF MEDICINE | | | 6 | 100% | 6 |
| RIVERHEAD URGENT CARE | | 6 | | | 6 |
| PLAINVIEW URGENT CARE | | 6 | | | 6 |
| SAINT PETER'S UNIVERSITY HOSPITAL | | 6 | | | 6 |
| PUBLIC HEALTH LAB | | 6 | | | 6 |
| STUART REHABILITATION AND HEALTHCARE | | 2 | 4 | 67% | 6 |
| COASTAL INTERNAL MEDICINE | | 6 | | | 6 |
| DOH JACKSONVILLE CENTRAL LABORATORY | | 3 | 3 | 50% | 6 |
| MEDFAST URGENT CARE CENTER - COCOA | | | 6 | 100% | 6 |
| DOCTOR'S IN-HOUSE LAB/COMMUNITY HEALTH CENTERS OF PINELLAS -PINELLAS P | | | 6 | 100% | 6 |
| MED EXPRESS | | 1 | 5 | 83% | 6 |
| MED PLUS FLORENCE | | 6 | | | 6 |
| THE VILLAGES CLINICAL LAB | | 5 | 1 | 17% | 6 |
| WALGREENS #007354 | | 5 | 1 | 17% | 6 |
| BAPTIST HEALTH URGENT CARE WEST BOCA | | | 6 | 100% | 6 |
| MARTIN ACQUISITION 1 LLC DBA | | 6 | | | 6 |

COVID-19: testing by laboratory

Data through Oct 25, 2020 verified as of Oct 26, 2020 at 09:25 AM

Data in this report are provisional and subject to change.

The numbers in the table below represent the number of Florida and non-Florida residents for whom test results were received by the Department of Health. A person can be tested by more than one laboratory and can have both positive and negative results. **Therefore, the sum of the numbers in each column will be larger than the total number of people tested.**

| Reporting lab | Inconclusive | Negative | Positive | Percent positive | Total |
|---|--------------|----------|----------|------------------|-------|
| CAREWELL 301 - WARWICK | | | 6 | 100% | 6 |
| LABCORP PHOENIX | | 4 | 2 | 33% | 6 |
| VILLAGES REGIONAL HOSPITAL FREESTANDING | | 3 | 3 | 50% | 6 |
| ARLINGTON OF NAPLES | | 6 | | | 6 |
| ROBERT WOOD JOHNSON HOSPITAL | | 5 | 1 | 17% | 6 |
| MINUTECLINIC, LLC #08366 | | 4 | 2 | 33% | 6 |
| ISLAND COAST PEDIATRICS IN-HOUSE LAB | | 6 | | | 6 |
| BAYCARE ALLIANT HOSPITAL | | | 6 | 100% | 6 |
| ACH | | | 6 | 100% | 6 |
| MINUTE CLINIC, LLC DBA MINUTECLINIC #4505 | | 6 | | | 6 |
| MINUTECLINIC DIAGNOSTIC OF TEXAS, LLC #2580 | | 6 | | | 6 |
| DOCTORS CENTER,THE | | 3 | 3 | 50% | 6 |
| LAB UNKNOWN | | 6 | | | 6 |
| PALMETTO PEDIATRICS | | | 6 | 100% | 6 |
| WEST PALM BEACH VAMC | | | 6 | 100% | 6 |
| CVS PHARMACY INC DBA CVS PHARMACY #10227 | | 6 | | | 6 |
| ENIGMA DIAGNOSTIC, INC. | | | 6 | 100% | 6 |
| HARBORCHASE OF NAPLES | | 6 | | | 6 |
| MEDFAST URGENT CARE CENTER - WICKHAM | | | 6 | 100% | 6 |
| CAPITAL HEALTH PLAN LABORATORIES | | | 6 | 100% | 6 |
| UNKNOWN LAB | | | 6 | 100% | 6 |
| PARAMOUNT URGENT CARE - CLERMONT | | 2 | 4 | 67% | 6 |
| AARK LABORATORY | | 6 | | | 6 |
| THE MINIER URGENT CARE | | 2 | 4 | 67% | 6 |
| ROCKLEDGE FAMILY HEALTH | | | 6 | 100% | 6 |
| ADVENTHEALTH CENTRA CARE - SAND LAKE | | | 6 | 100% | 6 |
| MARY IMOGENE BASSETT HOSPITAL COOPERSTOWN | | 6 | | | 6 |
| BETH ISRAEL DEACONESS MEDICAL CENTER | | | 6 | 100% | 6 |
| BEAUMONT EMERGENCY CENTER | | | 6 | 100% | 6 |
| BIOTECH CLINICAL LABORATORIES, INC. | | | 6 | 100% | 6 |
| VA COMMUNITY CLINIC | | | 6 | 100% | 6 |
| MONTEFIORE NYACK HOSPITAL AFFILIATED LABORATORY | | 5 | | | 5 |
| THOMAS JEFFERSON UNIVERSITY HOSPITAL | | 4 | 1 | 20% | 5 |
| PRECISION DIAGNOSTICS INC - NJ | | 5 | | | 5 |
| FREEDOM SQUARE HEALTH CARE CENTER | | | 5 | 100% | 5 |
| BAYCARE MEDICAL GROUP | | | 5 | 100% | 5 |
| MERCY HEALTH—MUSKEGON | | 5 | | | 5 |
| CHATHAM GLEN HEALTHCARE AND REHABILITATION CENTER | | 5 | | | 5 |
| BAY VUE NURSING AND REHABILITATION CENTER | | 5 | | | 5 |
| THE TERRACE OF SAINT CLOUD | | 3 | 2 | 40% | 5 |
| CVS HEALTH | | | 5 | 100% | 5 |
| CENTRAL FLORIDA HEALTH CARE INC | | | 5 | 100% | 5 |
| PATHGROUP LABS, LLC | | 4 | 1 | 20% | 5 |
| THE WOLFF CENTER FOR CHILD & ADOLESCENT HEALTH | | | 5 | 100% | 5 |
| LUXOR SCIENTIFIC LLC | | | 5 | 100% | 5 |
| FINLAY | | 1 | 4 | 80% | 5 |
| CARENOW URGENT CARE-BRENTWOOD | | 3 | 2 | 40% | 5 |

COVID-19: testing by laboratory

Data through Oct 25, 2020 verified as of Oct 26, 2020 at 09:25 AM

Data in this report are provisional and subject to change.

The numbers in the table below represent the number of Florida and non-Florida residents for whom test results were received by the Department of Health. A person can be tested by more than one laboratory and can have both positive and negative results. **Therefore, the sum of the numbers in each column will be larger than the total number of people tested.**

| Reporting lab | Inconclusive | Negative | Positive | Percent positive | Total |
|--|--------------|----------|----------|------------------|-------|
| PROMPT CARE OF CENTRAL FLORIDA | | | 5 | 100% | 5 |
| BEACH HOUSE | | 5 | | | 5 |
| QUEST DIAGNOSTICS- MELBOURNE | | | 5 | 100% | 5 |
| SEMINOLE SPORTS AND FAMILY MEDICINE | | 5 | | | 5 |
| MINUTECLINIC DIAGNOSTIC MEDICAL GROUP OF CALIF INC | | 5 | | | 5 |
| JFK MEDICAL CENTER NORTH LAB | | | 5 | 100% | 5 |
| BAYCARE OUTREACH LABORATORY HOSPITAL | | | 5 | 100% | 5 |
| TROPICANA | | | 5 | 100% | 5 |
| AEL KNOXVILLE | | | 5 | 100% | 5 |
| PROHEALTH CARE ASSOCIATES MOBILE | | 4 | 1 | 20% | 5 |
| CDR MAGUIRE - MIAMI BEACH CC MISSION 17388 | | | 5 | 100% | 5 |
| PEDIATRICS OF ALTAMONTE | | 5 | | | 5 |
| UAB | | 3 | 2 | 40% | 5 |
| LINCOLN MEDICAL AND MENTAL HEALTH CENTER | | 5 | | | 5 |
| SANFORD MOBILE LAB PGA TOUR | | 5 | | | 5 |
| CVS LA2297224CV NEW ORLEANS | | 5 | | | 5 |
| RIVERVIEW REGIONAL MEDICAL CENTER | | 5 | | | 5 |
| UAB DIV OF INFECTIOUS DISEASES LAB | | 5 | | | 5 |
| DAYSPRING SENIOR LIVING | | 5 | | | 5 |
| DARDEN WELLNESS CENTER | | 5 | | | 5 |
| PENN MEDICINE PRINCETON MEDICAL CENTER | | 5 | | | 5 |
| COOPER HOSPITAL/UNIVERSITY MEDICAL | | 5 | | | 5 |
| PULMONARY SPECIALISTS OF THE PALM BEACHES | | 5 | | | 5 |
| NATURE COAST REGIONAL MEDICAL CENTER | | | 5 | 100% | 5 |
| ADVENTHEALTH MEDICAL GROUP INTERNAL MEDICINE AT WINTER HAVEN | | 1 | 4 | 80% | 5 |
| YOUR FAMILY WALK-IN CLINIC | | | 5 | 100% | 5 |
| GUTHRIE MEDICAL GROUP LABORATORIES | | 5 | | | 5 |
| OPIS COQUINA CENTER | | 5 | | | 5 |
| NORTHWESTERN MEMORIAL HOSPITAL | | | 5 | 100% | 5 |
| NEW YORK STATE ELR - NEW YORK METHODIST HOSPITAL | | 5 | | | 5 |
| NEW YORK STATE ELR - INSTITUTE OF PATHOLOGY KINGS COUNTY | | 5 | | | 5 |
| PRECISION LABS LLC | | 2 | 3 | 60% | 5 |
| NORTH FLORIDA PEDIATRICS JASPER | | | 5 | 100% | 5 |
| ST CHARLES HOSPITAL LABORATORY | | 5 | | | 5 |
| WOODHULL MEDICAL AND MENTAL HEALTH CTR | | 5 | | | 5 |
| OMNICARE PHARMACY OFTEXAS 1, LP DBA OMNICARE | | 5 | | | 5 |
| WADSWORTH CENTER - DAVID AXELROD INSTITUTE | | 5 | | | 5 |
| MANATEE PEDIATRICS | | | 5 | 100% | 5 |
| ST ANTHONY NORTH | | | 5 | 100% | 5 |
| BROWARD COUNTY HEALTH DEPT. | | | 5 | 100% | 5 |
| TEXAS MEDCLINIC | | | 5 | 100% | 5 |
| JUST FOR KIDS PEDIATRICS | | 2 | 3 | 60% | 5 |
| BAYSHORE LABORATORY | | 4 | 1 | 20% | 5 |
| CLEVELAND CLINIC MARTIN HEALTH NURSING & RESTORATIVE | | 5 | | | 5 |
| METROPOLITAN HOSPITAL CENTER | | 5 | | | 5 |
| EPIPHANY HEALTH | | 2 | 3 | 60% | 5 |
| BAPTIST ER TOWN CTR | | | 5 | 100% | 5 |

COVID-19: testing by laboratory

Data through Oct 25, 2020 verified as of Oct 26, 2020 at 09:25 AM

Data in this report are provisional and subject to change.

The numbers in the table below represent the number of Florida and non-Florida residents for whom test results were received by the Department of Health. A person can be tested by more than one laboratory and can have both positive and negative results. **Therefore, the sum of the numbers in each column will be larger than the total number of people tested.**

| Reporting lab | Inconclusive | Negative | Positive | Percent positive | Total |
|--|--------------|----------|----------|------------------|-------|
| UNKNOWN - MI | | 2 | 3 | 60% | 5 |
| NEW YORK STATE ELR - ELLIS HOSPITAL LABORATORY | | 5 | | | 5 |
| SONORA QUEST LABORATORIES | | | 5 | 100% | 5 |
| LEE CONVENIENT CARE PAGE FIELD VILLAGE | | 4 | 1 | 20% | 5 |
| WEST PACIFIC MEDICAL LABORATORY | | | 5 | 100% | 5 |
| QHC UPSTATE MEDICAL PC | | 2 | 3 | 60% | 5 |
| VRL EUROFINs | | 3 | 2 | 40% | 5 |
| JERSEY SHORE MEDICAL CENTER | | 5 | | | 5 |
| CVS PHARMACY, INC DBA CVS/PHARMACY #10581 | | 5 | | | 5 |
| WALGREENS # 19866 | | 5 | | | 5 |
| INNOVATIVE RESEARCH OF WEST FLORIDA | | 4 | 1 | 20% | 5 |
| SOLARIS HEALTHCARE LAKE BENNETT | | 5 | | | 5 |
| TUKA PEDIATRICS | | | 5 | 100% | 5 |
| NORTHERN WESTCHESTER HOSPITAL LABORATORY | | 4 | 1 | 20% | 5 |
| MIAMI BEACH HEALTH CENTER | | | 5 | 100% | 5 |
| GRAMERCY PARK URGENT CARE | | 5 | | | 5 |
| CRAIG BERGER MD PL D/B/A BAY AREA EYE INSTITUTE | | 5 | | | 5 |
| XRL SXF REF LAB | | 5 | | | 5 |
| UNILAB | | 2 | 3 | 60% | 5 |
| ST VINCENT'S CHILTON | | 4 | 1 | 20% | 5 |
| FLORIDA HOSPITAL LAKE MARY | | 5 | | | 5 |
| MONTEFIORE ST LUKE'S CORNWALL HOSPITAL | | 4 | 1 | 20% | 5 |
| INTERNAL MEDICINE SPECIALISTS | | | 5 | 100% | 5 |
| CHILDREN'S HOSPITAL OF PHILADELPHIA | | 5 | | | 5 |
| DOCTOR'S IN-HOUSE LAB/COMMUNITY HEALTH CENTERS OF PINELLAS - CLEARWATE | | | 5 | 100% | 5 |
| FRANCES WARDE MEDICAL LABORATORY | | 2 | 3 | 60% | 5 |
| MEDFAST URGENT CARE CENTER - COCOA BEACH | | | 5 | 100% | 5 |
| ADVENTHEALTH CARROLLWOOD | | | 5 | 100% | 5 |
| TITUSVILLE FAMILY PRACTICE | | | 5 | 100% | 5 |
| ETHOS LABORATORIES | | 5 | | | 5 |
| WALGREENS NO 09204 | | 5 | | | 5 |
| THE CLINIC PREMISE HEALTH | | | 5 | 100% | 5 |
| EMERGENCY MEDICAL CENTER | | | 5 | 100% | 5 |
| MEDRITE | | 1 | 4 | 80% | 5 |
| WALGREENS STORE 4804 | | 5 | | | 5 |
| BIOTECH | | | 5 | 100% | 5 |
| UPMC HEALTH SYSTEM | | 4 | 1 | 20% | 5 |
| COMMUNITY HEALTH OF SOUTH FLORIDA | | | 5 | 100% | 5 |
| LABCORP - LEESBURG | | | 5 | 100% | 5 |
| SCHOOL OF PHARMACY AND PHARMACEUTICAL | | 4 | | | 4 |
| IU HEALTH PATHOLOGY | | | 4 | 100% | 4 |
| FORT SANDERS REGIONAL LABORATORY | | 4 | | | 4 |
| CENTRA CARE POINCIANA | | | 4 | 100% | 4 |
| FISHERMEN'S HOSPITAL | | | 4 | 100% | 4 |
| HUNTINGTON STATION URGENT CARE | | 4 | | | 4 |
| FLORIDA HOSPITAL ALTAMONTE | | 2 | 2 | 50% | 4 |
| FAMILY HEALTH CENTERS OF SWF LABS | | 1 | 3 | 75% | 4 |

COVID-19: testing by laboratory

Data through Oct 25, 2020 verified as of Oct 26, 2020 at 09:25 AM

Data in this report are provisional and subject to change.

The numbers in the table below represent the number of Florida and non-Florida residents for whom test results were received by the Department of Health. A person can be tested by more than one laboratory and can have both positive and negative results. **Therefore, the sum of the numbers in each column will be larger than the total number of people tested.**

| Reporting lab | Inconclusive | Negative | Positive | Percent positive | Total |
|---|--------------|----------|----------|------------------|-------|
| WALGREENS #06861 | | 4 | | | 4 |
| MEDICAL CENTER AT OCEAN REEF | | 1 | 3 | 75% | 4 |
| NEW HAMPSHIRE DEPARTMENT OF HEALTH AND HUMAN SERVICES | | 3 | 1 | 25% | 4 |
| WALGREENS #11293 | | 4 | | | 4 |
| SOUTHWESTERN REGIONAL MEDICAL CENTER - TULSA | | 4 | | | 4 |
| THE UNIVERSITY OF VERMONT MEDICAL CENTER | | 4 | | | 4 |
| COLLIER COUNTY HEALTH DEPT. | | 2 | 2 | 50% | 4 |
| NEMOURS CHILDREN'S URGENT CARE, ORLANDO - WATERFORD LAKES | | | 4 | 100% | 4 |
| MARSHALL MEDICAL CENTER SOUTH LAB | | 3 | 1 | 25% | 4 |
| CELERION | | | 4 | 100% | 4 |
| NEW YORK STATE ELR - NEW YORK PRESBYTERIAN-LOWER MANHATTAN | | 4 | | | 4 |
| ATLANTIC CONSOLIDATED LABORATORY | | 4 | | | 4 |
| SHORE ACRES CARE CENTER | | | 4 | 100% | 4 |
| LIFE CARE CENTER OF JACKSONVILLE | | | 4 | 100% | 4 |
| ST JOSEPH WOMENS HOSPITAL | | | 4 | 100% | 4 |
| GENETIC TECHNOLOGICAL INNOVATIONS | | | 4 | 100% | 4 |
| WALK IN MEDICAL URGENT CARE | | 4 | | | 4 |
| SOUTHEASTERN REGIONAL MEDICAL CENTER | | | 4 | 100% | 4 |
| WALGREENS #17132 | | 4 | | | 4 |
| Northwell Lab | | | 4 | 100% | 4 |
| FLORIDA MEDICAL SPECIALISTS | | 2 | 2 | 50% | 4 |
| TEXAS DEPARTMENT OF STATE HEALTH SERVICES | | 1 | 3 | 75% | 4 |
| FHMG_FM AND IM AVALON PARK | | 1 | 3 | 75% | 4 |
| ECLRS | | 1 | 3 | 75% | 4 |
| NEW YORK STATE ELR - GLENS FALLS HOSPITAL DEPARTMENT OF PATHOLOGY | | 4 | | | 4 |
| TARPON POINT NURSING AND REHABILITATION CENTER | | 4 | | | 4 |
| QUEST DIAGNOSTICS INCORPORATED | | 1 | 3 | 75% | 4 |
| TOTTENVILLE CIRCLE URGENT CARE | | 4 | | | 4 |
| QUEST DIAGNOSTIC INC TECHNICAL | | | 4 | 100% | 4 |
| NEMOURS CHILDREN'S PRIMARY CARE | | | 4 | 100% | 4 |
| PATHLINE | | | 4 | 100% | 4 |
| OKLAHOMA STATE UNIVERSITY DIAGNOSTIC LAB | | | 4 | 100% | 4 |
| PALACE NURSING HOME & REHAB CENTER | | 4 | | | 4 |
| NEW YORK STATE ELR - COLUMBIA MEMORIAL HOSPITAL LABORATORY | | 4 | | | 4 |
| NEW YORK STATE ELR - MONTEFIORE MEDICAL CENTER LABORATORIES NORTH | | 4 | | | 4 |
| PANCARE HEALTH YOUNGSTOWN | | | 4 | 100% | 4 |
| IRL MARKET LAB | | | 4 | 100% | 4 |
| MINUTECLINIC DIAGNOSTIC OF TEXAS | | 4 | | | 4 |
| OHIO CVS STORES, LLC DBA | | 4 | | | 4 |
| ADVANCED DIAGNOSTIC LABORATORY | | | 4 | 100% | 4 |
| MISSOURI DEPARTMENT OF HEALTH AND SENIOR SERVICES | | | 4 | 100% | 4 |
| CAREWELL 202 | | | 4 | 100% | 4 |
| AZALEA HEALTH | | 2 | 2 | 50% | 4 |
| TANNER MEDICAL CENTER EAST AL | | 4 | | | 4 |
| DELTONA HEALTH CARE | | | 4 | 100% | 4 |
| CELAL GUROL ERBAY, MD | | | 4 | 100% | 4 |
| ADVENTHEALTH CENTRA CARE - KID'S CARE | | | 4 | 100% | 4 |

COVID-19: testing by laboratory

Data through Oct 25, 2020 verified as of Oct 26, 2020 at 09:25 AM

Data in this report are provisional and subject to change.

The numbers in the table below represent the number of Florida and non-Florida residents for whom test results were received by the Department of Health. A person can be tested by more than one laboratory and can have both positive and negative results. **Therefore, the sum of the numbers in each column will be larger than the total number of people tested.**

| Reporting lab | Inconclusive | Negative | Positive | Percent positive | Total |
|--|--------------|----------|----------|------------------|-------|
| NEW YORK STATE ELR - AUBURN COMMUNITY HOSPITAL | | 4 | | | 4 |
| SANFORD SOUTH UNIVERSITY | | 4 | | | 4 |
| NEW YORK STATE ELR - FLUSHING HOSPITAL MEDICAL CENTER | | 3 | 1 | 25% | 4 |
| ST. JUDES LABORATORIES | | 4 | | | 4 |
| CARENOW URGENT CARE - LAKE MARY | | | 4 | 100% | 4 |
| BLOUNTSTOWN HEALTH & REHAB CENTER | | | 4 | 100% | 4 |
| COUNTY OF LOS ANGELES | | | 4 | 100% | 4 |
| BIOTEST PLASMA CENTER | | 4 | | | 4 |
| NORTHPORT MEDICAL CENTER LAB | | 4 | | | 4 |
| ERDOX | | 4 | | | 4 |
| BAPTIST HEALTH | | | 4 | 100% | 4 |
| GEORGE SAFRAN MD PC | | 4 | | | 4 |
| INFECTION CONTROL/ EMPHEALTH | | 3 | 1 | 25% | 4 |
| NORTHERN DUTCHESS HOSPITAL LABORATORY | | 4 | | | 4 |
| UNIVERSITY OF WASHINGTON MEDICAL CENTER | | | 4 | 100% | 4 |
| ISLAND DOCTORS | | | 4 | 100% | 4 |
| JACKSON CLINIC PA,THE | | 1 | 3 | 75% | 4 |
| EXPRESS TESTING-ONE | | | 4 | 100% | 4 |
| CAPE COD HOSPITAL | | | 4 | 100% | 4 |
| GOOD SAMARITAN SOCIETY OF DAYTONA | | 4 | | | 4 |
| LABCORP-CRYSTAL RIVER | | 1 | 3 | 75% | 4 |
| ORANGE COUNTY HEALTH DEPT | | | 4 | 100% | 4 |
| TELEVISIT MALABAR PEDIATRICS | | | 4 | 100% | 4 |
| UAH STUDENT HEALTH CENTER | | 4 | | | 4 |
| MINUTECLINIC DIAGNOSTIC OF PA, LLC (1036) | | 3 | 1 | 25% | 4 |
| FLORIDA CENTER FOR DERMATOLOGY LABORATORY | | | 4 | 100% | 4 |
| MEDFAST URGENT CARE CENTER - SARNO | | | 4 | 100% | 4 |
| LIFE CARE OF PORT SAINT LUCIE | | 1 | 3 | 75% | 4 |
| CARROLL GARDENS URGENT CARE | | 4 | | | 4 |
| BIO-TECH CLINICAL LABORATORIES | | | 4 | 100% | 4 |
| BAYSHORE PATHOLOGY | | 4 | | | 4 |
| MAXHEALTH | | 3 | 1 | 25% | 4 |
| LUMADOC HEALTH | | 4 | | | 4 |
| MEDFAST URGENT CARE CENTER | | | 4 | 100% | 4 |
| MEDLABS DIAGNOSTICS | | 4 | | | 4 |
| PARAMOUNT WALK-IN CLINIC | | 1 | 3 | 75% | 4 |
| W. FRANK WELLS NURSING HOME | | | 4 | 100% | 4 |
| MIAMI BEACH COMM HLT CTR - NORTH | | | 4 | 100% | 4 |
| MD ANDERSON | | | 4 | 100% | 4 |
| MIAMI CANCER INSTITUTE | | | 4 | 100% | 4 |
| CRESTWOOD MEDICAL CENTER | | 4 | | | 4 |
| APOLLO HEALTH & REHABILITATION | | 1 | 3 | 75% | 4 |
| PENNSYLVANIA DEPARTMENT OF HEALTH BUREAU OF LABORATORIES | | | 4 | 100% | 4 |
| UNIVERSITY OF CHICAGO MEDICAL CENTER LAB | | | 4 | 100% | 4 |
| JACKSONVILLE KIDS PEDIATRICS, PLLC | | 3 | 1 | 25% | 4 |
| DTR LABS | | 3 | 1 | 25% | 4 |
| WAKEMED | | 1 | 3 | 75% | 4 |

COVID-19: testing by laboratory

Data through Oct 25, 2020 verified as of Oct 26, 2020 at 09:25 AM

Data in this report are provisional and subject to change.

The numbers in the table below represent the number of Florida and non-Florida residents for whom test results were received by the Department of Health. A person can be tested by more than one laboratory and can have both positive and negative results. **Therefore, the sum of the numbers in each column will be larger than the total number of people tested.**

| Reporting lab | Inconclusive | Negative | Positive | Percent positive | Total |
|---|--------------|----------|----------|------------------|-------|
| COVENIENT CARE MEDICAL CLINIC | | | 4 | 100% | 4 |
| EAR NOSE AND THROAT ASSOCIATES OF MANATEE, P.A. | | 4 | | | 4 |
| MOLECULAR PATHOLOGY LABORATORY | | | 4 | 100% | 4 |
| EGL GENETICS DIAGNOSTICS | | | 4 | 100% | 4 |
| TA LABCORP TAMPA | | | 4 | 100% | 4 |
| RIVER CITY PRIMARY AND URGENT CARE | | | 4 | 100% | 4 |
| GENUS DIAGNOSTICS | | | 4 | 100% | 4 |
| RITECARE MED CTR H | | | 4 | 100% | 4 |
| INTERMARKET FACILITY | | | 4 | 100% | 4 |
| ELTINGVILLE CIRCLE URGENT CARE | | 4 | | | 4 |
| DAVITA LABORATORY | | 4 | | | 4 |
| FCHC (OB)-DARWIN SQUARE CTR. | | | 4 | 100% | 4 |
| ILLINOIS DEPT OF PUBLIC HEALTH LAB - SPRINGFIELD | | | 4 | 100% | 4 |
| SONIC REFERENCE LABORATORY | | | 4 | 100% | 4 |
| MONROE COUNTY HOSPITAL | | 3 | 1 | 25% | 4 |
| CONSULATE HEALTH CARE OF NEW PORT RICHEY | | 4 | | | 4 |
| PRIMECARE OF DOTHAN-DALEVILLE CLINIC | | 4 | | | 4 |
| MINUTECLINIC DIAGNOSTICS MEDICAL GROUP | | 3 | | | 3 |
| PEDIATRICS OF CENTRAL FLORIDA KISSI | | | 3 | 100% | 3 |
| BORLAND GROOVER | | 1 | 2 | 67% | 3 |
| WALGREENS #18075 | | 3 | | | 3 |
| PALM BEACH COUNTY HEALTH DEPARTMENT LABORATORY | | | 3 | 100% | 3 |
| AVANTE AT MT DORA | | 1 | 2 | 67% | 3 |
| DELTON HEALTH CARE | | | 3 | 100% | 3 |
| NEW YORK STATE ELR - CENTREX CLINICAL LABS INC | | 3 | | | 3 |
| PREMISE HEALTH MIA | | | 3 | 100% | 3 |
| NEW YORK STATE ELR - ERIE COUNTY PUBLIC HEALTH CLINICAL | | 3 | | | 3 |
| VICAR'S LANDING NURSING HOME | | 2 | 1 | 33% | 3 |
| MEDICAL CENTER ENTERPRISE | | | 3 | 100% | 3 |
| OCEAN VIEW NURSING AND REHAB CENTER | | | 3 | 100% | 3 |
| VIRGINIA DIVISION OF CONSOLIDATED LABORATORIES | | | 3 | 100% | 3 |
| WALGREENS #19348 | | 3 | | | 3 |
| LAKEVIEW HEALTH SYSTEMS | | | 3 | 100% | 3 |
| MINUTECLINIC DIAGNOSTIC | | 2 | 1 | 33% | 3 |
| OHIO STATE UNIVERSITY MEDICAL CENTER | | | 3 | 100% | 3 |
| TARRANT COUNTY PUBLIC HEALTH | | 3 | | | 3 |
| WESLEY CHAPEL INTERNAL MEDICINE AND PEDIATRICS | | | 3 | 100% | 3 |
| BOROPARK URGENT CARE | | 3 | | | 3 |
| VALLEY IMMEDIATE CARE | | 2 | 1 | 33% | 3 |
| MANORCARE NURSING & REHABILITATION CENTER-NAPLES | | 3 | | | 3 |
| CENTRA CARE WINTER HAVEN | | 1 | 2 | 67% | 3 |
| MPG JACKSONVILLE ATLANTIC BLVD | | 1 | 2 | 67% | 3 |
| MONTANA DEPARTMENT OF PUBLIC HEALTH & HUMAN SERVICES | | | 3 | 100% | 3 |
| CAPTAIN JAMES A. LOVELL FEDERAL HEALTHCARE CENTER | | | 3 | 100% | 3 |
| NEW YORK STATE ELR - MERCY MEDICAL CENTER | | 3 | | | 3 |
| ALABAMA DEPARTMENT OF PUBLIC HEALTH | | 1 | 2 | 67% | 3 |
| SENTARA NORFOLK GENERAL HOSPITAL CENTRAL LAB | | | 3 | 100% | 3 |

COVID-19: testing by laboratory

Data through Oct 25, 2020 verified as of Oct 26, 2020 at 09:25 AM

Data in this report are provisional and subject to change.

The numbers in the table below represent the number of Florida and non-Florida residents for whom test results were received by the Department of Health. A person can be tested by more than one laboratory and can have both positive and negative results. **Therefore, the sum of the numbers in each column will be larger than the total number of people tested.**

| Reporting lab | Inconclusive | Negative | Positive | Percent positive | Total |
|---|--------------|----------|----------|------------------|-------|
| BAY CARE LAB SERVICES/ST. ANTHONY'S HOSPITAL | | | 3 | 100% | 3 |
| THE CLINIC OF PEDIATRICS & GI MEDICINE, INC | | | 3 | 100% | 3 |
| US SPECIALTY LABS | | | 3 | 100% | 3 |
| INDIANA STATE DEPARTMENT OF HEALTH | | 1 | 2 | 67% | 3 |
| SOLARIS SENIOR LIVING VERO BEACH | | 3 | | | 3 |
| SOLARIS SENIOR LIVING | | 3 | | | 3 |
| PRISMA HEALTH MIDLANDS | | | 3 | 100% | 3 |
| TUSKAWILLA NURSING AND REHAB CENTER | | 1 | 2 | 67% | 3 |
| PATIENT FIRST - ALLENTOWN | | | 3 | 100% | 3 |
| WIREGRASS CLINIC LLC | | 2 | 1 | 33% | 3 |
| MAYO | | 1 | 2 | 67% | 3 |
| NEW YORK STATE ELR - CHAMPLAIN VALLEY PHYSICIANS HOSPITAL | | 3 | | | 3 |
| State Lab Unspecifd | | | 3 | 100% | 3 |
| ADVENTHEALTH MEDICAL GROUP LAKE NONA | | 3 | | | 3 |
| URGENT CARE - OCONEE | | 2 | 1 | 33% | 3 |
| PROHEALTH MED | | | 3 | 100% | 3 |
| RESOLVE MOLECULAR DIAGNOSTICS | | 3 | | | 3 |
| FLAGLER COUNTY HEALTH DEPARTMENT | | 3 | | | 3 |
| NOT INDICATED | | 1 | 2 | 67% | 3 |
| ACCESS HEALTH CARE | | 2 | 1 | 33% | 3 |
| WATERCREST SENIOR LIVING ST. LUCIE WEST | | 3 | | | 3 |
| PEACEHEALTH LABORATORIES | | 2 | 1 | 33% | 3 |
| MD NOW URGENT CARE - DELRAY WEST | | | 3 | 100% | 3 |
| SHARP MEMORIAL HOSPITAL MICROBIOLOGY DEPT | | | 3 | 100% | 3 |
| SIGNATURE CARE EMERGENCY CENTER | | 2 | 1 | 33% | 3 |
| REGENCY SQUARE MALL - SEARS | | | 3 | 100% | 3 |
| AMERICAN FAMILY CARE- ORANGE BEACH | | | 3 | 100% | 3 |
| ABBOTT LABORATORIES | | | 3 | 100% | 3 |
| REHABILITATION CENTER OF WINTER PARK | | | 3 | 100% | 3 |
| SOLARIS SENIOR LIVING OF MERRITT ISLAND | | 3 | | | 3 |
| ALABAMA CLINICS | | 1 | 2 | 67% | 3 |
| GENEVA GENERAL HOSPITAL LABORATORY | | 3 | | | 3 |
| ALLIANCE LABS @LRMC | | | 3 | 100% | 3 |
| MEDFAST URGENT CARE CENTERS | | | 3 | 100% | 3 |
| SIGNATURE CARE MONTROSE | | 2 | 1 | 33% | 3 |
| SIGNATURE CARE PFLUGERVILLE | | | 3 | 100% | 3 |
| PALMS WEST HOSPITAL | | | 3 | 100% | 3 |
| BEEBE MEDICAL CENTER LABORATORY | | 3 | | | 3 |
| NORTH SHORE HEMATOLOGY-ONCOLOGY ASSOCIATES, PC | | 3 | | | 3 |
| NORTHWEST FLORIDA CLINICAL LAB | | 1 | 2 | 67% | 3 |
| BOCA VIPEDIATRICS | | | 3 | 100% | 3 |
| IOWA DEPARTMENT OF PUBLIC HEALTH | | | 3 | 100% | 3 |
| FAMILY MEDICINE AT WATERMAN | | 3 | | | 3 |
| EMERALD COAST HOSPICE - CRESTVIEW | | 3 | | | 3 |
| DYNACARE LABORATORIES | | | 3 | 100% | 3 |
| DOUGLAS T JACOBSON STATE VETERANS HOME | | 3 | | | 3 |
| JOE DIMAGGIO CHILDREN'S HOSPITAL | | 1 | 2 | 67% | 3 |

COVID-19: testing by laboratory

Data through Oct 25, 2020 verified as of Oct 26, 2020 at 09:25 AM

Data in this report are provisional and subject to change.

The numbers in the table below represent the number of Florida and non-Florida residents for whom test results were received by the Department of Health. A person can be tested by more than one laboratory and can have both positive and negative results. **Therefore, the sum of the numbers in each column will be larger than the total number of people tested.**

| Reporting lab | Inconclusive | Negative | Positive | Percent positive | Total |
|---|--------------|----------|----------|------------------|-------|
| JERICOHO URGENT CARE | | 3 | | | 3 |
| BARONESS ERLANGER HOSPITAL | | 3 | | | 3 |
| INTERSCIENCE DIAGNOSTIC LABORATORY | | 3 | | | 3 |
| AVANTE INVERNESS | | 1 | 2 | 67% | 3 |
| ROHR HOME | | 2 | 1 | 33% | 3 |
| SCIENTIFIC LABORATORY DIVISION | | | 3 | 100% | 3 |
| URGENT CARE NEW SMYRNA BEACH | | | 3 | 100% | 3 |
| RJ LEE GROUP | | 3 | | | 3 |
| BRENTWOOD SENIOR LIVING AT ST PETE | | | 3 | 100% | 3 |
| SOFTLAB | | | 3 | 100% | 3 |
| SJH | | | 3 | 100% | 3 |
| ILLINOIS DEPARTMENT OF PUBLIC HEALTH | | | 3 | 100% | 3 |
| REGIONAL MEDICAL LAB | | | 3 | 100% | 3 |
| WALGREENS #5317 | | 3 | | | 3 |
| RAINBOW PEDIATRIC CENTER | | | 3 | 100% | 3 |
| WALGREENS #10775 | | 3 | | | 3 |
| BAPTIST MEMORIAL HEALTH CARE | | 3 | | | 3 |
| RHEA MEDICAL CENTER | | 3 | | | 3 |
| VIRACOR | | 2 | 1 | 33% | 3 |
| CENTRAL FLORIDA PEDIATRICS | | | 3 | 100% | 3 |
| HEALTH FIRST IBM-UX | | | 3 | 100% | 3 |
| WALGREENS #06428 | | 3 | | | 3 |
| THOMAS LANGLEY | | | 3 | 100% | 3 |
| VA OUTPATIENT | | | 3 | 100% | 3 |
| VIDANT MEDICAL CENTER | | | 3 | 100% | 3 |
| MINUTECLINIC DIAGNOSTIC OF VIRGINIA, LLC #10454 | | 3 | | | 3 |
| EAST BANK HOSPITAL - UNIVERSITY OF MINNESOTA MEDICAL CENTER | | | 3 | 100% | 3 |
| ST LUKES HOSPITAL LABORATORY | | 2 | 1 | 33% | 3 |
| SSM HEALTH ST LOUIS MICROBIOLOGY LABORATORY | | 1 | 2 | 67% | 3 |
| SPRING LAKE REHABILITATION CENTER | | | 3 | 100% | 3 |
| WYOMING COUNTY COMMUNITY HOSPITAL LABORATORY | | 3 | | | 3 |
| DEPARTMENT OF PATHOLOGY ROME MEMORIAL | | 3 | | | 3 |
| WILLIAM A HINTON STATE LABORATORY INSTITUTE | | 1 | 2 | 67% | 3 |
| OMNICARE PHARMACY OF TEXAS 1 | | 3 | | | 3 |
| MAIMONIDES MEDICAL CENTER | | 3 | | | 3 |
| MARYLAND STATE DEPT OF HEALTH | 2 | | 1 | 33% | 3 |
| WEST ISLIP URGENT CARE | | 3 | | | 3 |
| FHCP – ORMOND BEACH | | | 3 | 100% | 3 |
| FLORIDA DEPARTMENT OF HEALTH IN MIAMI DADE COUNTY | | 2 | 1 | 33% | 3 |
| NORTHSIDE HOSPITAL | | 2 | 1 | 33% | 3 |
| COVENANT PEDIATRICS | | 1 | 2 | 67% | 3 |
| FAMILY AND INTERNAL MEDICINE AT AVALON PARK | | 3 | | | 3 |
| QUEST ELR | | 2 | 1 | 33% | 3 |
| GYN PATH SERVICES | | | 3 | 100% | 3 |
| NORTH NAPLES HOSPITAL RESPIRATORY THERAPY DEPARTMENT | | | 3 | 100% | 3 |
| DEACONESS HOSPITAL | | | 3 | 100% | 3 |
| FLORIDA CANCER SPECIALISTS AND RESEARCH | | 1 | 2 | 67% | 3 |

COVID-19: testing by laboratory

Data through Oct 25, 2020 verified as of Oct 26, 2020 at 09:25 AM

Data in this report are provisional and subject to change.

The numbers in the table below represent the number of Florida and non-Florida residents for whom test results were received by the Department of Health. A person can be tested by more than one laboratory and can have both positive and negative results. **Therefore, the sum of the numbers in each column will be larger than the total number of people tested.**

| Reporting lab | Inconclusive | Negative | Positive | Percent positive | Total |
|--|--------------|----------|----------|------------------|-------|
| NEW YORK STATE ELR - MONTEFIORE MEDICAL CENTER LABORATORIES - WEILER | | 2 | 1 | 33% | 3 |
| MAGNOLIA PEDIATRICS | | | 3 | 100% | 3 |
| THE DOCTORS CENTER HEALTHCARE-SOUTHSIDE | | 1 | 2 | 67% | 3 |
| ESOTERIX GENETIC LABORATORIES | | 3 | | | 3 |
| ESTATES MEDICAL CENTER | | 2 | 1 | 33% | 3 |
| DACH MAIN LAB | | | 3 | 100% | 3 |
| NORTHERN LIGHT LABORATORY | | 1 | 2 | 67% | 3 |
| UNC HOSPITAL/MCLENDON CLINICAL LABORATORIES | | | 3 | 100% | 3 |
| CPL LABS | | | 3 | 100% | 3 |
| WEST | | | 3 | 100% | 3 |
| MERCY MEDICAL CENTER | | | 3 | 100% | 3 |
| WILDLIGHT LAB | | | 3 | 100% | 3 |
| MID FLORIDA CLINICAL LABORATORY | | 2 | 1 | 33% | 3 |
| MINUTECLINIC DIAGNOSTIC OF KANSAS, PA #8543 | | 3 | | | 3 |
| ENGLEWOOD HOSPITAL AND MEDICAL CENTER | | | 3 | 100% | 3 |
| QUATRACOR PLLC | | 3 | | | 3 |
| PALM BEACH PEDIATRICS | | | 3 | 100% | 3 |
| JACKSON SOUTH COMMUNITY HOSPITAL LAB | | | 3 | 100% | 3 |
| NORTH SHORE HOSP. INFECTION CONTROL | | | 3 | 100% | 3 |
| MADISON HEALTH AND REHAB | | | 3 | 100% | 3 |
| KEY WEST URGENT CARE, INC | | 3 | | | 3 |
| KETTERING HEALTH | | | 3 | 100% | 3 |
| MONTANA PUBLIC HEALTH LAB | | | 3 | 100% | 3 |
| LABCORP - PALM BEACH GARDENS | | | 3 | 100% | 3 |
| NORTH BROWARD HOSPITAL DISTRICT HEALTHCARE FOR THE HOMELESS | | | 3 | 100% | 3 |
| LEE MEMORIAL BLOOD CENTER | | | 3 | 100% | 3 |
| ONSLow MEMORIAL HOSPITAL LABORATORY | | 3 | | | 3 |
| LITTLE NECK URGENT CARE | | 3 | | | 3 |
| FLORIDA CLINICAL LABORATORY - BIOREFERENCE LABORATORIES | | 2 | 1 | 33% | 3 |
| CONSULATE HEATH CARE AT WEST ALTAMONTE | | | 3 | 100% | 3 |
| LEEESBURG REGIONAL MEDICAL CENTER | | 1 | 2 | 67% | 3 |
| MADISON COUNTY MEMORIAL HOSP | | 2 | 1 | 33% | 3 |
| CONSOLIDATED LABORATORY SERVICES | | | 3 | 100% | 3 |
| MEMORIAL HEALTH CARE SYSTEMS | | | 3 | 100% | 3 |
| LAHEY CLINIC MEDICAL CENTER | | | 3 | 100% | 3 |
| OSWEGO HOSPITAL LABORATORY | | 3 | | | 3 |
| LAKEside NEUROLOGIC | | | 3 | 100% | 3 |
| HILLCREST HEALTH CARE & REHABILITATION CENTER | | 3 | | | 3 |
| JACKSON LABORATORY OF GENOMIC MEDICINE | | 2 | | | 2 |
| COASTAL FAMILY PRACTICE | | | 2 | 100% | 2 |
| ACL LABORATORIES INDUSTRIAL TOXICOLOGY | | | 2 | 100% | 2 |
| BAYMEADOWS PRIMARY CARE | | 2 | | | 2 |
| BARDMOOR LABORATORY | | | 2 | 100% | 2 |
| LAKEside OAKS | | | 2 | 100% | 2 |
| LAFAYETTE NURSING AND REHAB | | | 2 | 100% | 2 |
| LAKEWOOD RANCH ER 24/7 | | | 2 | 100% | 2 |
| MADISON COUNTY HEALTH DEPARTMENT | | 2 | | | 2 |

COVID-19: testing by laboratory

Data through Oct 25, 2020 verified as of Oct 26, 2020 at 09:25 AM

Data in this report are provisional and subject to change.

The numbers in the table below represent the number of Florida and non-Florida residents for whom test results were received by the Department of Health. A person can be tested by more than one laboratory and can have both positive and negative results. **Therefore, the sum of the numbers in each column will be larger than the total number of people tested.**

| Reporting lab | Inconclusive | Negative | Positive | Percent positive | Total |
|--|--------------|----------|----------|------------------|-------|
| MAILBOX DIAGNOSTICS | | 1 | 1 | 50% | 2 |
| NORTHWELL HEALTH | | | 2 | 100% | 2 |
| BOCA RATON REHABILITATION CENTER | | | 2 | 100% | 2 |
| MEDRITE URGENT CARE | | | 2 | 100% | 2 |
| QUEST DIAGNOSTICS-OCALA-SW HIGHWAY 200 | | 2 | | | 2 |
| MINUTECLINIC, LLC #03268 | | 2 | | | 2 |
| RIVERVIEW MEDICAL CLINIC | | 2 | | | 2 |
| LYSTER ACH FT RUCKER AL | | 2 | | | 2 |
| REDMED CLINIC OF ARLINGTON | | 2 | | | 2 |
| NATIONAL JEWISH HEALTH | | | 2 | 100% | 2 |
| PRORENATA LABS | | | 2 | 100% | 2 |
| MORRIS PARK URGENT CARE | | 2 | | | 2 |
| MONTEFIORE MEDICAL CENTER LABS MONTEFIORE | | 1 | 1 | 50% | 2 |
| MEMORIAL SLOAN KETTERING CANCER CENTER | | 1 | 1 | 50% | 2 |
| PALMETTTO FACILITY INC | | 2 | | | 2 |
| MOUNT SINAI HOSPITAL LABORATORY | | 1 | 1 | 50% | 2 |
| APOLLO SURGERY CENTER | | | 2 | 100% | 2 |
| NORTH DAKOTA DEPT OF HEALTH MICROBIOLOGY | | | 2 | 100% | 2 |
| ADVENTIST HINSDALE HOSPITAL LABORATORY | | | 2 | 100% | 2 |
| ORANGE COUNTY HEALTH DEPARTMENT | | 1 | 1 | 50% | 2 |
| RAPID CITY RUGENT CARE | | | 2 | 100% | 2 |
| RAINBOW PEDIATRICS | | | 2 | 100% | 2 |
| ADVENTHEALTH FAMILY MEDICINE AT TUSKAWILLA | | 2 | | | 2 |
| NLC LABS | | | 2 | 100% | 2 |
| YORKVILLE PEDIATRIC URGENT CARE | | 2 | | | 2 |
| PALM BEACH CDH - DELRAY BEACH | | | 2 | 100% | 2 |
| ADVENTHEALTH CENTRA CARE- SANDLAKE | | 2 | | | 2 |
| ADVENT HEALTH MEDICAL GROUP INTERNAL MEDICINE - ORLANDO | | 2 | | | 2 |
| LAKELAND REGIONAL HEALTH SYSTEMS INC | | | 2 | 100% | 2 |
| BIRMINGHAM VAMC | | 1 | 1 | 50% | 2 |
| BFT LAB | | | 2 | 100% | 2 |
| BAYLOR ESOTERIC AND MOLECULAR LAB | | | 2 | 100% | 2 |
| BLISS HEALTHCARE SERVICES | | | 2 | 100% | 2 |
| MD NOW URGENT CARE CENTER INC. | | | 2 | 100% | 2 |
| CAREWELL URGENT CARE | | | 2 | 100% | 2 |
| MINUTECLINIC, LLC, DBA MINUTECLINIC #2544 | | 2 | | | 2 |
| PHYSICIANS LABORATORY SERVICES | | | 2 | 100% | 2 |
| PIEDMONT HOSPITAL LAB | | | 2 | 100% | 2 |
| PM PEDIATRICS OF BAYSIDE, PLLC - MANHASSET | | 2 | | | 2 |
| PEDIATRIC HEALTH CARE (3577) | | 1 | 1 | 50% | 2 |
| NOVADX | | 2 | | | 2 |
| OKLAHOMA STATE DEPARTMENT OF HEALTH-PUBLIC HEALTH LABORATORY | | | 2 | 100% | 2 |
| AMERICAN MEDICAL LABORATORIES | | | 2 | 100% | 2 |
| GENETIC ASSAYS INC | | | 2 | 100% | 2 |
| CULLMAN REGIONAL MEDICAL CENTER | | 2 | | | 2 |
| HARTFORD HOSPITAL ANCILLARY LAB | | 1 | 1 | 50% | 2 |
| GANDY CROSSING CARE CENTER | | | 2 | 100% | 2 |

COVID-19: testing by laboratory

Data through Oct 25, 2020 verified as of Oct 26, 2020 at 09:25 AM

Data in this report are provisional and subject to change.

The numbers in the table below represent the number of Florida and non-Florida residents for whom test results were received by the Department of Health. A person can be tested by more than one laboratory and can have both positive and negative results. **Therefore, the sum of the numbers in each column will be larger than the total number of people tested.**

| Reporting lab | Inconclusive | Negative | Positive | Percent positive | Total |
|--|--------------|----------|----------|------------------|-------|
| GALEN BAYLOR EXTENSION | | 2 | | | 2 |
| FLORIDA CLINICAL LABORATORY INC | | | 2 | 100% | 2 |
| FAST TRACK URGENT CARE CENTER - DOWNTOWN | | | 2 | 100% | 2 |
| LORI MCAULIFFE MD PA | | | 2 | 100% | 2 |
| JOHNNIE RUTH CLARKE LAB | | | 2 | 100% | 2 |
| JEFFERSON COUNTY HEALTH DEPARTMENT-MONTICELLO | | 2 | | | 2 |
| LEGACY LABORATORY SERVICES | | | 2 | 100% | 2 |
| LAKEVIEW CENTER, INC. | | 2 | | | 2 |
| LABCORP - STUART | | 1 | 1 | 50% | 2 |
| LABCORP SOUTH CHARLESTON | | | 2 | 100% | 2 |
| CORTLAND REGIONAL MEDICAL CENTER | | 2 | | | 2 |
| CONSULATE HEALTH CARE SAFETY HARBOR | | | 2 | 100% | 2 |
| CLEVELAND TENNESSEE HOSPITAL COMPANY | | 2 | | | 2 |
| WALGREENS #07388 | | 2 | | | 2 |
| VETERANS OUTPATIENT CLINIC | | | 2 | 100% | 2 |
| WALGREENS # 03852 | | 2 | | | 2 |
| WALGREENS #02798 | | 2 | | | 2 |
| VIRTUA MEMORIAL HOSPITAL BURLINGTON COUNTY | | | 2 | 100% | 2 |
| ADVANCED URGENT CARE LLC | | | 2 | 100% | 2 |
| ADVANCED URGENT CARE CENTER OF THE UPPER KEYS | | | 2 | 100% | 2 |
| BAPTIST OUTPATIENT SERVICES | | | 2 | 100% | 2 |
| TRINITAS REGIONAL MEDICAL CENTER | | 1 | 1 | 50% | 2 |
| UNIVERSITY HOSPITAL OF BROOKLYN | | 2 | | | 2 |
| BIOREFERENCE LABORATORIES INC | | | 2 | 100% | 2 |
| SCIENTIA DIAGNOSTICS | | | 2 | 100% | 2 |
| SHORE MEDICAL CENTER | | 2 | | | 2 |
| ALBIBI | | | 2 | 100% | 2 |
| ALVERNO CLINICAL LABORATORIES | | | 2 | 100% | 2 |
| REDI-MED WALK-IN FAMILY CARE | | | 2 | 100% | 2 |
| ASTORIA HEALTH AND REHABILITATION CENTER | | 2 | | | 2 |
| Robert Cranfield | | | 2 | 100% | 2 |
| UNION MEDICAL CARE | | 2 | | | 2 |
| UNIVERSITY OF ALABAMA BIRMINGHAM HOSPITAL LABORATORIES | | 2 | | | 2 |
| URGENT CARE & WELLNESS CENTER | | | 2 | 100% | 2 |
| TUFTS MEDICAL CENTER | | | 2 | 100% | 2 |
| ADVANCED MEDICAL CARE | | | 2 | 100% | 2 |
| SPECTRA LABS | | 1 | 1 | 50% | 2 |
| FLORIDA MEDICAL CLINIC - MULTI SPECIALTY CAMPUS | | | 2 | 100% | 2 |
| SOUTH DAKOTA DEPARTMENT OF HEALTH | | 2 | | | 2 |
| IN & OUT URGENT CARE METAIRIE | | | 2 | 100% | 2 |
| JOHNSON CITY MEDICAL CENTER | | 1 | 1 | 50% | 2 |
| SOUTHCORP LABORATORY | | 2 | | | 2 |
| SPECIALTY LABORATORIES | | | 2 | 100% | 2 |
| SPARROW CENTRAL LAB | | | 2 | 100% | 2 |
| SOUTHERN OCEAN MEDICAL CENTER | | 2 | | | 2 |
| NEW YORK STATE ELR - BETH ISRAEL MEDICAL CENTER LABS | | 2 | | | 2 |
| MUNSON MEDICAL CENTER | | | 2 | 100% | 2 |

COVID-19: testing by laboratory

Data through Oct 25, 2020 verified as of Oct 26, 2020 at 09:25 AM

Data in this report are provisional and subject to change.

The numbers in the table below represent the number of Florida and non-Florida residents for whom test results were received by the Department of Health. A person can be tested by more than one laboratory and can have both positive and negative results. **Therefore, the sum of the numbers in each column will be larger than the total number of people tested.**

| Reporting lab | Inconclusive | Negative | Positive | Percent positive | Total |
|---|--------------|----------|----------|------------------|-------|
| MINUTECLINIC DIAGNOSTIC OF TEXAS, LLC #0080 | | 2 | | | 2 |
| ABSOLUTE HEALTH INTERNAL MED & PEDIATRICS | | 2 | | | 2 |
| MARSHFIELD LABORATORIES | | | 2 | 100% | 2 |
| ATLAS GENOMICS | | | 2 | 100% | 2 |
| ADVENTHEALTH MEDICAL GROUP FAMILY MEDICINE AT ALTAMONTE SPRINGS | | 1 | 1 | 50% | 2 |
| UNIVERSITY OF AL STUDENT HEALTH CENTER | | | 2 | 100% | 2 |
| UNION CITY MANOR NURSING CENTER | | 2 | | | 2 |
| UF HEALTH FAMILY MEDICINE-KERNAN SQUARE | | | 2 | 100% | 2 |
| UW MEDICINE VIROLOGY LAB | | | 2 | 100% | 2 |
| COASTAL MEDICAL LAB | | | 2 | 100% | 2 |
| LABORATORY CORPORTATION OF AMERICA | | 1 | 1 | 50% | 2 |
| LABCORP - JACKSONVILLE | | | 2 | 100% | 2 |
| FIRST CARE - MIDDLESBORO | | | 2 | 100% | 2 |
| ST. CLOUD PHARMACY AND WELLNESS CENTER | | 2 | | | 2 |
| ST LUKES HOSPITAL | | | 2 | 100% | 2 |
| THE REHABILITATION CENTER OF LAKE CITY | | | 2 | 100% | 2 |
| TRI COUNTY NURSING HOME | | 2 | | | 2 |
| TMH EC NORTHEAST LABORATORY | | | 2 | 100% | 2 |
| THE TERRACE AT IVY ACRES ALF | | 2 | | | 2 |
| FEDERAL CORRECTIONAL INSTITUTION MARIANNA | | | 2 | 100% | 2 |
| PUBLIC HEALTH LABORATORY | 1 | | 1 | 50% | 2 |
| SHANDS AT LAKE SHORE LAB | | | 2 | 100% | 2 |
| PINELLAS PARK HEALTH CENTER - PINELLAS CHD | | | 2 | 100% | 2 |
| HORIZON MEDICAL GROUP | | 2 | | | 2 |
| GROVES CENTER | | | 2 | 100% | 2 |
| PHYSICIANS IMMEDIATE CARE AURORA | | | 2 | 100% | 2 |
| HOUSTON HEALTH DEPARTMENT - BUREAU OF LABORATORY SERVICES | | | 2 | 100% | 2 |
| HARMONY HEALTH CENTER | | 2 | | | 2 |
| EMORY UNIVERSITY HOSPITAL | | | 2 | 100% | 2 |
| HUNTINGTON VILLAGE URGENT CARE | | 2 | | | 2 |
| CROSSROADS | | | 2 | 100% | 2 |
| CITRUS PARK | | | 2 | 100% | 2 |
| CRUC CMCH-COVID-19 | | 2 | | | 2 |
| MEDFUSION | | 2 | | | 2 |
| STEWART ST ELIZABETH MEDICAL CENTER | | | 2 | 100% | 2 |
| PRECISION DIAGNOSTIC INC | | 2 | | | 2 |
| SPRING HILL REGIONAL HOSPITAL | | | 2 | 100% | 2 |
| MEMORIAL HERMANN CONSOLIDATED LABORATORY SERVICES | | | 2 | 100% | 2 |
| SOUTHEASTERN PEDIATRIC ASSOCIATES | | | 2 | 100% | 2 |
| MEDSTAR HARBOR HOSPITAL | | | 2 | 100% | 2 |
| VILLA HEALTH & REHAB | | | 2 | 100% | 2 |
| YORK HOSPITAL - LABORATORY | | | 2 | 100% | 2 |
| IGENEX INC | | 2 | | | 2 |
| UT SOUTHWESTERN MEDICAL CENTER | | | 2 | 100% | 2 |
| TRICORE REFERENCE LABORATORY | | 1 | 1 | 50% | 2 |
| UNIVERSITY OF MARYLAND MEDICAL CENTER | | | 2 | 100% | 2 |
| UT PATH | | | 2 | 100% | 2 |

COVID-19: testing by laboratory

Data through Oct 25, 2020 verified as of Oct 26, 2020 at 09:25 AM

Data in this report are provisional and subject to change.

The numbers in the table below represent the number of Florida and non-Florida residents for whom test results were received by the Department of Health. A person can be tested by more than one laboratory and can have both positive and negative results. **Therefore, the sum of the numbers in each column will be larger than the total number of people tested.**

| Reporting lab | Inconclusive | Negative | Positive | Percent positive | Total |
|--|--------------|----------|----------|------------------|-------|
| PASSPORT HEALTH | | | 2 | 100% | 2 |
| ROCKEFELLER UNIVERSITY CLINICAL GENOMICS LABORATOR | | 2 | | | 2 |
| CONEMAUGH MEMORIAL MEDICAL CENTER | | 2 | | | 2 |
| UNIVERSITY OF KANSAS MEDICAL CENTER | | | 2 | 100% | 2 |
| PREMIER LABORATORY SERVICES, LLC | | | 2 | 100% | 2 |
| PARKVIEW REHABILITATION CENTER AT WINTER PARK | | 2 | | | 2 |
| SUNCOAST BLOOD BANK | | | 2 | 100% | 2 |
| LABS PLUS LLC | | 2 | | | 2 |
| ST. JOSEPH REGIONAL MEDICAL CENTER | | | 2 | 100% | 2 |
| PTC LABORATORIES | | | 2 | 100% | 2 |
| MINUTECLINIC DIAGNOSTIC OF NORTH CAROLINA, PC | | 1 | 1 | 50% | 2 |
| UT MEMPHIS UNIVERSITY HEALTH SERVICES | | | 2 | 100% | 2 |
| CONSULATE HEALTH CARE | | 1 | 1 | 50% | 2 |
| BRITO MEDICAL CENTER | | | 2 | 100% | 2 |
| PEACE RIVER MEDICAL CENTER | | 2 | | | 2 |
| Cleveland Clinic Weston | | | 2 | 100% | 2 |
| MINUTECLINIC DIAGNOSTIC OF PENNSYLVANIA, LLD #1545 | | 2 | | | 2 |
| LABCORP - OHIO | | | 2 | 100% | 2 |
| BIOHEALTH MEDICAL LAB INC | | | 2 | 100% | 2 |
| PALM CITY NURSING AND REHAB CENTER | | | 2 | 100% | 2 |
| ALLIANCE FOR MULTISPECIALTY RESEARCH | | 2 | | | 2 |
| SYLVAN NURSING | | | 2 | 100% | 2 |
| WINDSOR REFLECTIONS | | 2 | | | 2 |
| COMMONWEALTH OF MASSACHUSETTS | | | 2 | 100% | 2 |
| LONG ISLAND JEWISH FOREST HILLS HOSPITAL | | 2 | | | 2 |
| LOWELL GENERAL HOSPITAL | | | 2 | 100% | 2 |
| TAMPA | | 1 | 1 | 50% | 2 |
| LAB CORP PHOENIX | | | 2 | 100% | 2 |
| VIGILINT HEALTHCARE | | 1 | 1 | 50% | 2 |
| NAVAL BRANCH MEDICAL CLINIC | | | 2 | 100% | 2 |
| PEACEHEALTH CENTRAL | | 2 | | | 2 |
| NATIONWIDE LABORATORY SERVICES | | 1 | 1 | 50% | 2 |
| CUMBERLAND MEDICAL CENTER INC | | 2 | | | 2 |
| WISE HEALTH SYSTEM | | 1 | 1 | 50% | 2 |
| ASPEN VALLEY HOSPITAL | | | 2 | 100% | 2 |
| PALM GARDEN OF JACKSONVILLE | | 2 | | | 2 |
| NOT GIVEN | | 1 | 1 | 50% | 2 |
| HOME ACCESS HEALTH | | | 2 | 100% | 2 |
| TALLAHASSEE MEMORIAL HEALTHCARE FAMILY MED RESIDENCY | | | 2 | 100% | 2 |
| CERTIVIA LABORATORIES | | | 2 | 100% | 2 |
| WHOLE CHILD PEDIATRICS | | | 2 | 100% | 2 |
| WALGREENS #4705 | | 2 | | | 2 |
| WALGREENS #04152 | | 2 | | | 2 |
| WALGREENS #03136 | | 2 | | | 2 |
| WALGREENS #05362 | | 2 | | | 2 |
| THE HOSPITAL OF PROVIDENCE EMERGENCY ROOM | | | 2 | 100% | 2 |
| STEBEN COUNTY PUBLIC HEALTH | | 2 | | | 2 |

COVID-19: testing by laboratory

Data through Oct 25, 2020 verified as of Oct 26, 2020 at 09:25 AM

Data in this report are provisional and subject to change.

The numbers in the table below represent the number of Florida and non-Florida residents for whom test results were received by the Department of Health. A person can be tested by more than one laboratory and can have both positive and negative results. **Therefore, the sum of the numbers in each column will be larger than the total number of people tested.**

| Reporting lab | Inconclusive | Negative | Positive | Percent positive | Total |
|--|--------------|----------|----------|------------------|-------|
| HEARTLAND PEDIATRICS OF LAKE PLACID | | | 2 | 100% | 2 |
| DOTHAN PEDIATRIC CLINIC | | | 2 | 100% | 2 |
| CGH MEDICAL CENTER | | | 2 | 100% | 2 |
| SOUTHEAST GEORGIA HEALTH SYSTEM | | | 2 | 100% | 2 |
| HILLVIEW LABORATORY | | | 2 | 100% | 2 |
| SANFORD REGIONAL HOSPITAL WORTHINGTON | | 2 | | | 2 |
| MAGNOLIA ADULT, LLC | | | 2 | 100% | 2 |
| MARCO ISLAND HOSPITAL INC D/B/A | | 1 | 1 | 50% | 2 |
| WALGREENS # 05818 | | 2 | | | 2 |
| CARE 365 | | | 2 | 100% | 2 |
| PEDIATRIC HEALTHCARE ALLIANCE | | | 2 | 100% | 2 |
| CARE CENTERS OF NASSAU | | 2 | | | 2 |
| GEISINGER MEDICAL CENTER | | 2 | | | 2 |
| COMPUNET CLINICAL LAB | | | 2 | 100% | 2 |
| SARASOTA MEMORIAL MEDICAL URGENT CARE CENTER | | | 2 | 100% | 2 |
| JRS LABORATORY | | | 2 | 100% | 2 |
| SCDHEC BUREAU OF LABORATORIES | | | 2 | 100% | 2 |
| SPRINGS MEDICAL LAB | | 1 | 1 | 50% | 2 |
| IN AND OUT URGENT CARE | | | 2 | 100% | 2 |
| INTERNAL MEDICINE ASSOCIATES-DUNELLON | | | 2 | 100% | 2 |
| THE WELLNESS CENTER AT LAKEWOOD RANCH | | | 2 | 100% | 2 |
| PINELLAS POINT NURSING AND REHAB | | | 2 | 100% | 2 |
| HEALTH NETWORK LABORATORIES | | 1 | 1 | 50% | 2 |
| RUSH UNIVERSITY MEDICAL CENTER LABORATORY | | | 2 | 100% | 2 |
| ROSLYN URGENT CARE | | 2 | | | 2 |
| LEXINGTON MEDICAL CENTER | | | 2 | 100% | 2 |
| CARL R DARNALL ARMY MEDICAL CENTER | | | 2 | 100% | 2 |
| UNIVERSITY OF MICHIGAN | | 2 | | | 2 |
| ERIE COUNTY MEDICAL CTR CLINICAL LABS | | 2 | | | 2 |
| SUMNER REGIONAL MEDICAL CENTER | | 2 | | | 2 |
| ROANE MEDICAL CENTER | | 1 | 1 | 50% | 2 |
| GEORGIA DEPARTMENT OF PUBLIC HEALTH | | | 2 | 100% | 2 |
| NEW YORK STATE DEPARTMENT OF HEALTH | | 1 | 1 | 50% | 2 |
| NOVANT HEALTH PRESBYTERIAN | | 1 | 1 | 50% | 2 |
| PREMIER MEDICAL LABORATORY | | | 2 | 100% | 2 |
| VIRGINIA DEPT OF HEALTH OFFICE OF EPIDEMIOLOGY | | | 2 | 100% | 2 |
| MEDICAL CENTER LABORATORY | | | 2 | 100% | 2 |
| UC CORAL GABLES | | | 2 | 100% | 2 |
| ARBOR OAKS AT TYRONE | 1 | 1 | | | 2 |
| MERCY HEALTH LAB | | 1 | 1 | 50% | 2 |
| ALTRU DIAGNOSTICS INC | | | 2 | 100% | 2 |
| FLOMEDILAB | | | 2 | 100% | 2 |
| GREATER MOBILE URGENT CARE - SPRINGHILL | | | 2 | 100% | 2 |
| RAINY LAKE MEDICAL CENTER | | | 2 | 100% | 2 |
| FLORIDA COMMUNITY HEALTH CENTERS, INC. | | | 2 | 100% | 2 |
| VERMONT DEPARTMENT OF HEALTH LABORATORY | | 1 | 1 | 50% | 2 |
| VA HOSPITAL | | | 2 | 100% | 2 |

COVID-19: testing by laboratory

Data through Oct 25, 2020 verified as of Oct 26, 2020 at 09:25 AM

Data in this report are provisional and subject to change.

The numbers in the table below represent the number of Florida and non-Florida residents for whom test results were received by the Department of Health. A person can be tested by more than one laboratory and can have both positive and negative results. **Therefore, the sum of the numbers in each column will be larger than the total number of people tested.**

| Reporting lab | Inconclusive | Negative | Positive | Percent positive | Total |
|---|--------------|----------|----------|------------------|-------|
| VALLEY BAPTIST MEDICAL CENTER: BROWNSVILLE | | | 2 | 100% | 2 |
| QUEST DIAGNOSTICS-OCALA-SE 3RD | | 2 | | | 2 |
| WALGREENS #02862 | | 2 | | | 2 |
| NEBRASKA MEDICAL CENTER | | | 2 | 100% | 2 |
| REMISE OCCUPATIONAL HEALTH SOLUTIONS INC | | | 2 | 100% | 2 |
| GREENVILLE MEMORIAL HOSPITAL LAB | | | 2 | 100% | 2 |
| HAWTHORNE INN OF LAKE LAND | | 2 | | | 2 |
| MINUTECLINIC DIAGNOSTIC OF PA LLC | | 2 | | | 2 |
| UK HEALTHCARE | | | 2 | 100% | 2 |
| ACCESS PHARMACY | | 2 | | | 2 |
| ST PETERSBURG PEDIATRICS-EAST BAY | | | 2 | 100% | 2 |
| DELCARE PA | | | 2 | 100% | 2 |
| ORLANDO ORTHOPAEDIC OUTPATIENT SURGERY CENTER | | | 2 | 100% | 2 |
| NORTHEAST ALABAMA REGIONAL MEDICAL CENTER | | 1 | 1 | 50% | 2 |
| ST JOSEPHS CHILDRENS HOSPITAL OUTREACH | | | 2 | 100% | 2 |
| MAKO MEDICAL | | | 2 | 100% | 2 |
| DEKALB MEDICAL CENTER LABORATORY | | | 2 | 100% | 2 |
| ORCHID COVE | | | 2 | 100% | 2 |
| SABAL PALMS HEALTH AND REHAB | | | 2 | 100% | 2 |
| OHIO DEPARTMENT OF HEALTH LABORATORY | | 2 | | | 2 |
| DMC UNIVERSITY LABORATORIES | | 1 | 1 | 50% | 2 |
| FLORIDA MEDICAL CLINIC PA | | 2 | | | 2 |
| SPRINGS AT LAKE POINTE WOODS | | 2 | | | 2 |
| EPIC REFERENCE LABS, INC. | | | 2 | 100% | 2 |
| MARIANNA HEALTH AND REHAB | | 2 | | | 2 |
| WEST KENDALL HOSPITAL | | | 2 | 100% | 2 |
| BAPTIST HEALTH MEDICAL CENTER | | | 2 | 100% | 2 |
| PALOS COMMUNITY HOSPITAL LABORATORY | | | 2 | 100% | 2 |
| WALGREENS #04417 | | 2 | | | 2 |
| JOHN D. ARCHBOLD MEM. HOSPITAL | | | 2 | 100% | 2 |
| FLORIDA KEYS PED & ADOLES CTR | | | 2 | 100% | 2 |
| KENTUCKY CABINET FOR HEALTH AND FAMILY SERVICES | | | 1 | 100% | 1 |
| MORNINGSIDE NURSING AND REHABILITATION | | 1 | | | 1 |
| GWINNETT MEDICAL CENTER | | | 1 | 100% | 1 |
| MONMOUTH MEDICAL CENTER | | 1 | | | 1 |
| DSI LABORATORIES-NAPLES-7TH | | | 1 | 100% | 1 |
| HANCOCK REGIONAL HOSPITAL | | 1 | | | 1 |
| CAH ACQUISITION COMPANY 11 LLC | | | 1 | 100% | 1 |
| BLUFFTON HEALTH CENTER | | | 1 | 100% | 1 |
| KETTERING MEDICAL CENTER | | | 1 | 100% | 1 |
| FLAGLER COLLEGE- HEALTH SERVICES | | | 1 | 100% | 1 |
| BLOOD SYSTEMS LABORATORIES | | | 1 | 100% | 1 |
| BOULDER COMMUNITY HOSPITAL | | | 1 | 100% | 1 |
| NEIGHBORCARE PHARMACY SERVICES | | 1 | | | 1 |
| MERCYONE DES MOINES MEDICAL CENTER | | | 1 | 100% | 1 |
| MERITUS MEDICAL CENTER | | | 1 | 100% | 1 |
| MERCY - NORTH IOWA | | | 1 | 100% | 1 |

COVID-19: testing by laboratory

Data through Oct 25, 2020 verified as of Oct 26, 2020 at 09:25 AM

Data in this report are provisional and subject to change.

The numbers in the table below represent the number of Florida and non-Florida residents for whom test results were received by the Department of Health. A person can be tested by more than one laboratory and can have both positive and negative results. **Therefore, the sum of the numbers in each column will be larger than the total number of people tested.**

| Reporting lab | Inconclusive | Negative | Positive | Percent positive | Total |
|--|--------------|----------|----------|------------------|-------|
| INNOVATIVE HEALTH DIAGNOSTIC OF CALIFORNIA | | | 1 | 100% | 1 |
| MINUTECLINIC DIAGNOSTIC OF MICHIGAN PC | | 1 | | | 1 |
| MINUTE-CLINIC DIAGNOSTIC OF VIRGINIA, LLC #2003 | | | 1 | 100% | 1 |
| MILFORD REGIONAL HOSPITAL | | | 1 | 100% | 1 |
| MEDICAL CENTER OF CENTRAL GEORGIA | | | 1 | 100% | 1 |
| CATHOLIC HEALTH SYSTEM DEPT LABORATORY | | 1 | | | 1 |
| MEMORIAL HEALTH UNIVERSITY MEDICAL CENTER | | | 1 | 100% | 1 |
| FRASER MEMORIAL HOSPITAL | | | 1 | 100% | 1 |
| MILLENNIUM PHYSICIAN GROUP-CAPE | | 1 | | | 1 |
| CHIEFLAND MEDICAL CENTER | | | 1 | 100% | 1 |
| GSM OCED Subsection | | | 1 | 100% | 1 |
| IDAHO HEALTH DEPARTMENT | | | 1 | 100% | 1 |
| GLOBAL CENTRAL LABS AT PPD | | 1 | | | 1 |
| MISSOURI DEPARTMENT OF HEALTH AND SENIOR SERVICES - STATE PH LAB | | 1 | | | 1 |
| MDS PHARMA SERVICES | | 1 | | | 1 |
| MARINA DEL REY HOSPITAL LAB | | | 1 | 100% | 1 |
| MIZELL MEMORIAL HOSPITAL | | | 1 | 100% | 1 |
| MARYLAND DEPARTMENT OF HEALTH AND MENTAL HYGIENE | | | 1 | 100% | 1 |
| FREEPORT ER DOX URGENT CARE | | 1 | | | 1 |
| EXCEPTIONAL EMERGENCY CENTER | | | 1 | 100% | 1 |
| FLORIDA EPIDEMIOLOGY PROGRAM | | | 1 | 100% | 1 |
| GOLDING-GRANADO MEDICAL ASSOCIATES | | 1 | | | 1 |
| HOLYOKE MEDICAL CENTER | | | 1 | 100% | 1 |
| EDGAR PRICE FAMILY & CHILDREN HEALTHCARE CENTER | | | 1 | 100% | 1 |
| LUCID DIAGNOSTICS LABS | | | 1 | 100% | 1 |
| FIFTH AVENUE PEDIATRICS | | | 1 | 100% | 1 |
| WALGREENS #03234 | | 1 | | | 1 |
| FIRST CHOICE MEDICAL PC | | | 1 | 100% | 1 |
| WALGREENS #05711 | | 1 | | | 1 |
| FLORIDA KEYS PED AND ADOLES CTR | | | 1 | 100% | 1 |
| WARD MEMORIAL HOSPITAL | | 1 | | | 1 |
| GEORGE WASHINGTON UNIVERSITY HOSPITAL | | | 1 | 100% | 1 |
| WARDE MEDICAL LABORATORY | | | 1 | 100% | 1 |
| FALMOUTH BY THE SEA | | | 1 | 100% | 1 |
| MERITER LABORATORIES | | | 1 | 100% | 1 |
| WESTOX LABS | | 1 | | | 1 |
| ENTRUST IMMEDIATE CARE | | | 1 | 100% | 1 |
| MACCLENNY NURSING AND REHAB | | | 1 | 100% | 1 |
| DICKSON MEDICAL ASSOCIATES PC PATH LAB | | 1 | | | 1 |
| LRGHEALTHCARE | | 1 | | | 1 |
| FIU HEALTH CARE CENTER | | | 1 | 100% | 1 |
| WASHINGTON STATE DEPARTMENT OF HEALTH PUBLIC HEALTH LABORATORIES | | | 1 | 100% | 1 |
| WELLINGTON WEST 100176 | | | 1 | 100% | 1 |
| ER NEAR ME HULEN | | 1 | | | 1 |
| WESTON COUNTY HEALTH SERVICES | | | 1 | 100% | 1 |
| CULVER CITY URGENT CARE | | | 1 | 100% | 1 |
| MISSION HOSPITAL | | | 1 | 100% | 1 |

COVID-19: testing by laboratory

Data through Oct 25, 2020 verified as of Oct 26, 2020 at 09:25 AM

Data in this report are provisional and subject to change.

The numbers in the table below represent the number of Florida and non-Florida residents for whom test results were received by the Department of Health. A person can be tested by more than one laboratory and can have both positive and negative results. **Therefore, the sum of the numbers in each column will be larger than the total number of people tested.**

| Reporting lab | Inconclusive | Negative | Positive | Percent positive | Total |
|---|--------------|----------|----------|------------------|-------|
| WALGREENS #10125 | | 1 | | | 1 |
| DE TAR HOSPITAL | | | 1 | 100% | 1 |
| CVS UT2297068CV SALT LAKE CITY | | 1 | | | 1 |
| COLLEGE POINT URGENT CARE | | 1 | | | 1 |
| VA OUT PATIENT CENTER | | | 1 | 100% | 1 |
| VIBRANT AMERICA | | 1 | | | 1 |
| HYDE PARK MEDICAL CENTER | | 1 | | | 1 |
| CITIZENS BAPTIST MEDICAL CENTERS LAB | | 1 | | | 1 |
| DUKE HEALTH REGIONAL HOSPITAL | | | 1 | 100% | 1 |
| HARDIN MEMORIAL HOSPITAL - HEARTLAND PATHOLOGY CONSULTANTS | | | 1 | 100% | 1 |
| GEORGETOWN URGENT CARE | | | 1 | 100% | 1 |
| ELITE CARE | | | 1 | 100% | 1 |
| ELEMENTS PHARMACY | | | 1 | 100% | 1 |
| HILTON HEAD HOSPITAL/INPATIENT | | | 1 | 100% | 1 |
| DHEC - S.C PUBLIC HEALTH LAB | | | 1 | 100% | 1 |
| HEALTHY STEPS PEDIATRICS | | | 1 | 100% | 1 |
| WALKIN MEDICAL URGENT CARE,NEW CITY | | | 1 | 100% | 1 |
| HEALTHCARE ASSOCIATES OF IRVING, LLP | | | 1 | 100% | 1 |
| DEPARTMENT OF HEALTH AND HUMAN SERVICES DIVISION OF BEHAVIORAL HEALTH | | 1 | | | 1 |
| DESERT HOSPITAL/CPHU CLINICAL LABORATORY | | | 1 | 100% | 1 |
| LABCORP - HOLLYWOOD | | | 1 | 100% | 1 |
| LABCORP LAFAYETTE | | 1 | | | 1 |
| DESOTO HEALTH & REHAB LLC | | 1 | | | 1 |
| LABCORP SEATTLE | | | 1 | 100% | 1 |
| KINGWOOD EMERGENCY HOSPITAL | | | 1 | 100% | 1 |
| KEY WEST MEDICAL CENTER | 1 | | | | 1 |
| CVS/PHARMACY # 07762 | | 1 | | | 1 |
| LABCORP - LADY LAKE | | | 1 | 100% | 1 |
| CLEVELAND CLINIC OHIO LABORATORIES | | | 1 | 100% | 1 |
| LIFELINK TRANSPLANT INSTITUTE LAB | | | 1 | 100% | 1 |
| KINGS BAY PEDIATRICS LLC | | | 1 | 100% | 1 |
| HERNANDO COUNTY HEALTH DEPT | | | 1 | 100% | 1 |
| LOUNDY | | 1 | | | 1 |
| KEY WEST BRANCH MEDICAL CLINIC | | | 1 | 100% | 1 |
| LAKELAND HILLS CENTER | | | 1 | 100% | 1 |
| LAKE CITY VA MEDICAL CENTER | | | 1 | 100% | 1 |
| LABCORP - FT LAUDERDALE | | 1 | | | 1 |
| LEXINGTON PLACE SENIOR LIVING COMMUNITY | | 1 | | | 1 |
| L3HARRIS FAMILY MEDICAL CENTER | | | 1 | 100% | 1 |
| LAKE REGIONAL HEALTH | | | 1 | 100% | 1 |
| LARGO MEDICAL CENTER INDIAN ROCKS | | | 1 | 100% | 1 |
| MEDICAL ASSOCIATES OF CARTER | | 1 | | | 1 |
| Masonic Medical Research Institute | | | 1 | 100% | 1 |
| HOLLAND COMMUNITY HOSPITAL | | 1 | | | 1 |
| WHEATON FRANCISCAN LABORATORY | | | 1 | 100% | 1 |
| COQUINA CENTER | | 1 | | | 1 |
| HACKENSACK UNIVERSITY MEDICAL CENTER | | 1 | | | 1 |

COVID-19: testing by laboratory

Data through Oct 25, 2020 verified as of Oct 26, 2020 at 09:25 AM

Data in this report are provisional and subject to change.

The numbers in the table below represent the number of Florida and non-Florida residents for whom test results were received by the Department of Health. A person can be tested by more than one laboratory and can have both positive and negative results. **Therefore, the sum of the numbers in each column will be larger than the total number of people tested.**

| Reporting lab | Inconclusive | Negative | Positive | Percent positive | Total |
|--|--------------|----------|----------|------------------|-------|
| LAWRENCE GENERAL HOSPITAL | | | 1 | 100% | 1 |
| CONWAY MEDICAL CENTER | | | 1 | 100% | 1 |
| ISLAND DOCTORS DAYTONA | | | 1 | 100% | 1 |
| LABCORP - ORANGE PARK | | | 1 | 100% | 1 |
| LEGACY ER & URGENT CARE - FRISCO WEST | | | 1 | 100% | 1 |
| CVS PHARMACY, INC DBA CVS/PHARMACY #00988 | | 1 | | | 1 |
| JOHN T MATHER MEMORIAL HOSPITAL LABORATORY | | 1 | | | 1 |
| HOMESTEAD MANOR | | 1 | | | 1 |
| YUMA REGIONAL MEDICAL CENTER | | | 1 | 100% | 1 |
| HORIZON MEDICAL CENTER | | | 1 | 100% | 1 |
| INSPIRIT SENIOR LIVING | | | 1 | 100% | 1 |
| ILLINOIS DEPT OF PUBLIC HEALTH LABS | | | 1 | 100% | 1 |
| PALM COAST DRAW STATION/AMERICAN HEALTH ASSOCIATES | | 1 | | | 1 |
| ORDRS, INC. | | | 1 | 100% | 1 |
| PALM SPRINGS GENERAL HOSPITAL | | | 1 | 100% | 1 |
| ST VINCENT'S MEDICAL CENTER | | | 1 | 100% | 1 |
| PALMETTO PRIMARY CARE PHYSICIANS | | | 1 | 100% | 1 |
| DALLAS MEDICAL CENTER | | | 1 | 100% | 1 |
| NORTH BROWARD MEDICAL CENTER | | | 1 | 100% | 1 |
| WALGREENS #10275 | | 1 | | | 1 |
| OAKWOOD HOSPITAL - SOUTHSORE | | | 1 | 100% | 1 |
| ST.ELIZABETH HEALTH CENTER | 1 | | | | 1 |
| DAYTONA BEACH CENTRA CARE | | | 1 | 100% | 1 |
| TACACHALE CLINICAL LABORATORY | | 1 | | | 1 |
| CFHC - FROSTPROOF | | | 1 | 100% | 1 |
| PENINSULA REGIONAL MED CTR LAB | | | 1 | 100% | 1 |
| PHYSICIAN ASSOCIATES LLC | | | 1 | 100% | 1 |
| TAMPA GENERAL MEDICAL GROUP LABORATORY HEALTHPARK | | | 1 | 100% | 1 |
| CHATSWORTH ASSISTED LIVING COMMUNITY AT PGA NATIONAL | | | 1 | 100% | 1 |
| PATHOLOGYT & LAB MEDICINE SERVICES | | | 1 | 100% | 1 |
| STARR COUNTY MEMORIAL HOSPITAL | | | 1 | 100% | 1 |
| CLINICAL LABORATORY DEPARTMENT | | | 1 | 100% | 1 |
| CHRISTUS SPOHN HOSPITAL | | | 1 | 100% | 1 |
| PEDIATRIC ASSOCIATES - JACKSONVILLE | | | 1 | 100% | 1 |
| UNIVERSITY URGENT CARE | | | 1 | 100% | 1 |
| UNIVERSITY OF MARYLAND PATHOLOGY ASSOCIATES | | | 1 | 100% | 1 |
| MONROE COUNTY HEALTH DEPARTMENT | | | 1 | 100% | 1 |
| UNIVERSITY OF FLORIDA | | | 1 | 100% | 1 |
| USC VERDUGO HILLS HOSPITAL | | | 1 | 100% | 1 |
| MINUTECLINIC DIAGNOSTIC OF OHIO #6192 | | 1 | | | 1 |
| UF STUDENT HEALTH CARED CENTER | | | 1 | 100% | 1 |
| VA OUTPATIENT CLINIC | | | 1 | 100% | 1 |
| MINNESOTA DEPARTMENT OF HEALTH LABORATORY | | | 1 | 100% | 1 |
| EXPRESS LAB LIVINGSTON | | | 1 | 100% | 1 |
| FIT4LIFE MEDICAL CENTER | | | 1 | 100% | 1 |
| DIAGNOSTICS | | 1 | | | 1 |
| UF KANAPAHA LAB BEAKER | | 1 | | | 1 |

COVID-19: testing by laboratory

Data through Oct 25, 2020 verified as of Oct 26, 2020 at 09:25 AM

Data in this report are provisional and subject to change.

The numbers in the table below represent the number of Florida and non-Florida residents for whom test results were received by the Department of Health. A person can be tested by more than one laboratory and can have both positive and negative results. **Therefore, the sum of the numbers in each column will be larger than the total number of people tested.**

| Reporting lab | Inconclusive | Negative | Positive | Percent positive | Total |
|--|--------------|----------|----------|------------------|-------|
| MOUNT SINAI HOSPITAL | | | 1 | 100% | 1 |
| WALGREENS #07636 | | 1 | | | 1 |
| NEW YORK UNIVERSITY MEDICAL CENTER | | | 1 | 100% | 1 |
| VITAL CARE URGENT CARE | | | 1 | 100% | 1 |
| DOCTORS HOSPITAL OF LAREDO | | | 1 | 100% | 1 |
| MORTON PLANT MEASE | | | 1 | 100% | 1 |
| UMASS MEMORIAL/MARLBORO HOSPITAL | | | 1 | 100% | 1 |
| DOCTOR'S WALK-IN CLINIC / QUEST DIAGNOSTICS | | | 1 | 100% | 1 |
| DOCTOR'S IN-HOUSE LAB/COMMUNITY HEALTH CENTERS OF PINELLAS – JOHNNIE R | | | 1 | 100% | 1 |
| TAYLOR CARE CENTER | | | 1 | 100% | 1 |
| WALGREENS # 7308 | | 1 | | | 1 |
| AVERA SACRED HEART HOSPITAL | | | 1 | 100% | 1 |
| ALL CHILDREN'S HOSPITAL | | | 1 | 100% | 1 |
| REGIONAL MEDICAL LABORATORY | | | 1 | 100% | 1 |
| ALABAMA REFERENCE LAB | | | 1 | 100% | 1 |
| BAPTIST HEALTH LEXINGTON | | | 1 | 100% | 1 |
| VAULT HEALTH | | | 1 | 100% | 1 |
| RIVERSIDE COUNTY PUBLIC HEALTH LABORATORY | | | 1 | 100% | 1 |
| VAULT MEDICAL SERVICES | | | 1 | 100% | 1 |
| RENOWN REGIONAL MEDICAL CENTER | | | 1 | 100% | 1 |
| RIDGEWOOD DIAGNOSTIC LABORATORY | | | 1 | 100% | 1 |
| WINTER HAVEN HEALTH AND REHABILITATION CENTER | | 1 | | | 1 |
| WINDERMERE MEDICAL CENTER | | | 1 | 100% | 1 |
| WYOMING PUBLIC HEALTH LAB | | | 1 | 100% | 1 |
| MEDSTAR HEALTH URGENT CARE | | | 1 | 100% | 1 |
| ABSOLUTE QUICK CARE LLC | | 1 | | | 1 |
| ADVANCED MEDICAL LABORATORIES (AML) | | | 1 | 100% | 1 |
| PRIME CARE FAMILY MEDICINE | | | 1 | 100% | 1 |
| REGENCY PARK ASSISTED LIVING FACILITY | | | 1 | 100% | 1 |
| AHEC CLINIC | | 1 | | | 1 |
| QUEST DIAGNOSITCS | | 1 | | | 1 |
| PROPATH | | | 1 | 100% | 1 |
| UF HEALTH CENTRAL FLORIDA | | | 1 | 100% | 1 |
| BRISTOL REGINAL MEDICAL CENTER | | | 1 | 100% | 1 |
| PM PEDIATRICS OF SELDEN PLLC | | 1 | | | 1 |
| SEA LEVEL LABS | | | 1 | 100% | 1 |
| POMONA VALLEY COMMUNITY HOSPITAL | | | 1 | 100% | 1 |
| SEMINOLE PAVILLION HEALTH CENTER | | | 1 | 100% | 1 |
| TERRELL URGENT CARE | | | 1 | 100% | 1 |
| CENTRAL DUPAGE HOSPITAL | | | 1 | 100% | 1 |
| SKYRIDGE CLINICAL ASSOCIATES | | 1 | | | 1 |
| PHYSICIANS PRIMARY CARE LEHIGH PEDS | | | 1 | 100% | 1 |
| THOMAS HOSPITAL | | | 1 | 100% | 1 |
| UPSON REGIONAL MEDICAL CENTER | | | 1 | 100% | 1 |
| UNKNOWN LAB IN IL | | | 1 | 100% | 1 |
| UTMB PATHOLOGY CLINICAL SERVICES LABORATORY | | | 1 | 100% | 1 |
| BAYONET POINT HOSPITAL LAB | | | 1 | 100% | 1 |

COVID-19: testing by laboratory

Data through Oct 25, 2020 verified as of Oct 26, 2020 at 09:25 AM

Data in this report are provisional and subject to change.

The numbers in the table below represent the number of Florida and non-Florida residents for whom test results were received by the Department of Health. A person can be tested by more than one laboratory and can have both positive and negative results. **Therefore, the sum of the numbers in each column will be larger than the total number of people tested.**

| Reporting lab | Inconclusive | Negative | Positive | Percent positive | Total |
|---|--------------|----------|----------|------------------|-------|
| BIODORON LABORATORIES | | | 1 | 100% | 1 |
| PREMIER PEDIATRICS | | | 1 | 100% | 1 |
| PRACTITIONERS IN MOTION | | | 1 | 100% | 1 |
| UNITED HEALTHCARE | | | 1 | 100% | 1 |
| UNIVERSITY HOSPITALS OF CLEVELAND | | | 1 | 100% | 1 |
| UNIVERSITY OF MISSOURI HEALTH CARE | | | 1 | 100% | 1 |
| UNIVERSITY OF FLORIDA LAB-OUTPATIENT | | | 1 | 100% | 1 |
| MIAMI BEACH URGENT CARE | | | 1 | 100% | 1 |
| KANSAS DEPARTMENT OF HEALTH | | | 1 | 100% | 1 |
| PENINSULA CARE & REHABILITATION CENTER | | | 1 | 100% | 1 |
| CLEWISTON NURSING AND REHABILITATION CENTER | | 1 | | | 1 |
| CFCH - FROSTPROOF | | | 1 | 100% | 1 |
| CHESAPEAKE REGIONAL MEDICAL CENTER | | | 1 | 100% | 1 |
| KAISER PERMANENTE REGIONAL REFERENCE LABORATORY | | 1 | | | 1 |
| JOHN D. ARCHBOLD MEMORIAL HOSPITAL | | | 1 | 100% | 1 |
| AFC PATRIOT URGENT CARE | | | 1 | 100% | 1 |
| ACCESS HEALTH CARE PHYSICIANS | | | 1 | 100% | 1 |
| PEACHEALTH LABORATORIES | | 1 | | | 1 |
| PCR DIAGNOSTICS | | | 1 | 100% | 1 |
| CARE POINT HEALTH AND WELLNESS CENTER | | 1 | | | 1 |
| LAKELAND MEDICAL CENTER | | | 1 | 100% | 1 |
| CARE HERE | | | 1 | 100% | 1 |
| CANDLER HOSPITAL | | | 1 | 100% | 1 |
| PREMIER FAMILY AND SPORTS MEDICINE | | | 1 | 100% | 1 |
| COOPER CLINIC | | | 1 | 100% | 1 |
| CELEBRATION HOSPITAL | | | 1 | 100% | 1 |
| LABCORP - FT WALTON BEACH | | | 1 | 100% | 1 |
| CQUENTIA NGS, LLC | | | 1 | 100% | 1 |
| LABONE | | 1 | | | 1 |
| PINELLAS CHD - CLEARWATER | | | 1 | 100% | 1 |
| BAYLOR COLLEGE OF MEDICINE | | | 1 | 100% | 1 |
| HEARTLAND REGIONAL MEDICAL CENTER | | 1 | | | 1 |
| BAYFRONT HEALTH DADE CITY | | | 1 | 100% | 1 |
| HENRY FORD WEST BLOOMFIELD HOSPITAL | | | 1 | 100% | 1 |
| BAYCARE OUTREACH LAB | | | 1 | 100% | 1 |
| BAYVIEW CENTER | | 1 | | | 1 |
| BL DIAGNOSTICS LLC | | | 1 | 100% | 1 |
| FLORIDA FAMILY LABORATORY | | 1 | | | 1 |
| GREENTREE MEDICAL CENTER | | | 1 | 100% | 1 |
| HEALGEN SCIENTIFIC | | | 1 | 100% | 1 |
| HARLEM HOSPITAL CENTER | | 1 | | | 1 |
| AUSTIN PUBLIC HEALTH | | | 1 | 100% | 1 |
| EH FARGO HOSPITAL LABORATORY | | | 1 | 100% | 1 |
| Auburn Community Hospital Laboratory | | | 1 | 100% | 1 |
| DEACONESS URGENT CARE CENTER | | | 1 | 100% | 1 |
| DOCS URGENT CARE | | | 1 | 100% | 1 |
| INTERNAL MEDICINE GROUP OF CENTRAL FLORIDA | | | 1 | 100% | 1 |

COVID-19: testing by laboratory

Data through Oct 25, 2020 verified as of Oct 26, 2020 at 09:25 AM

Data in this report are provisional and subject to change.

The numbers in the table below represent the number of Florida and non-Florida residents for whom test results were received by the Department of Health. A person can be tested by more than one laboratory and can have both positive and negative results. **Therefore, the sum of the numbers in each column will be larger than the total number of people tested.**

| Reporting lab | Inconclusive | Negative | Positive | Percent positive | Total |
|---|--------------|----------|----------|------------------|-------|
| FAITH FAMILY PRACTICE | | | 1 | 100% | 1 |
| HIGHLANDS CLINICAL LABORATORY | | | 1 | 100% | 1 |
| FAIRVIEW SOUTHDALE | | | 1 | 100% | 1 |
| OCALA REGIONAL DIALYSIS- NORTH | | | 1 | 100% | 1 |
| EXCEL URGENT CARE OF NJ | | | 1 | 100% | 1 |
| CALIFORNIA PUBLIC HEALTH LABORATORY | | | 1 | 100% | 1 |
| ADVANCED LABORATORY SERVICES | | | 1 | 100% | 1 |
| SPECTRUM ADVANCED TECHNOLOGY LABORATORY | | | 1 | 100% | 1 |
| GOLDEN GLADES NURSING & REHABILITATION CTR | | 1 | | | 1 |
| Viracor Eurofins | | | 1 | 100% | 1 |
| ST MARY'S OF SAGINAW | | 1 | | | 1 |
| MERCY MEDICAL URGENT CARE | | | 1 | 100% | 1 |
| WELLNOW URGENT CARE-OSWEGO | | | 1 | 100% | 1 |
| WILMINGTON VA MEDICAL CENTER | | | 1 | 100% | 1 |
| VITAE DIAGNOSTICS | | | 1 | 100% | 1 |
| VISTA DEL SOL MED ASSOC | | 1 | | | 1 |
| ADVANCED PEDIATRICS | | | 1 | 100% | 1 |
| GENESIS MICROBIOLOGY LAB | | 1 | | | 1 |
| TENNESSEE DEPARTMENT OF HEALTH (TDH) - REGIONAL LABORATORY | | | 1 | 100% | 1 |
| GAMMA HEALTHCARE, INC | | 1 | | | 1 |
| VALLEY HOSPITAL MEDICAL CENTER | | 1 | | | 1 |
| GALVESTON COUNTY HEALTH DISTRICT | | | 1 | 100% | 1 |
| VANAYER HEALTHCARE AND REHAB CENTER | | 1 | | | 1 |
| STEPHENS COUNTY HOSPITAL | | | 1 | 100% | 1 |
| ST. MICHAEL'S ELITE HOSPITAL | | | 1 | 100% | 1 |
| METRO HEALTH HOSPITAL LABORATORY | | 1 | | | 1 |
| SYNERGENE LABORATORY | | | 1 | 100% | 1 |
| SURETOX LABORATORY LLC | | | 1 | 100% | 1 |
| LONG BEACH URGENT CARE | | 1 | | | 1 |
| BAYLOR GENETICS | | 1 | | | 1 |
| REFERENCE LABORATORY | | | 1 | 100% | 1 |
| AVERA ST. MARY'S HOSPITAL | | | 1 | 100% | 1 |
| CLEARWATER PEDIATRIC CARE | | | 1 | 100% | 1 |
| LATE HOURS URGENT CARE | | | 1 | 100% | 1 |
| BMC/NASSAU | | | 1 | 100% | 1 |
| BUENA VIDA ESTATES | | | 1 | 100% | 1 |
| BIOMERIEUX | | | 1 | 100% | 1 |
| BEAUMONT HOSPITAL | | | 1 | 100% | 1 |
| COMMONWEALTH OF VIRGINIA DIVISION OF CONSOLIDATED LABORATORY SERVICES | | | 1 | 100% | 1 |
| ARIZONA STATE LABORATORY | | | 1 | 100% | 1 |
| SANTA CLARA VALLEY MEDICAL CENTER | | | 1 | 100% | 1 |
| ALTAMONTE PEDIATRIC ASSOC | | | 1 | 100% | 1 |
| WINDSOR MANOR | | | 1 | 100% | 1 |
| ALPHA CLINICAL LABORATORY CORP. | | | 1 | 100% | 1 |
| ARKANSAS DEPARTMENT OF HEALTH | | | 1 | 100% | 1 |
| AUSTIN REGIONAL CLINIC MICROBIOLOGY LAB | | | 1 | 100% | 1 |
| CHILDRENS MEDICAL CENTER | | | 1 | 100% | 1 |

COVID-19: testing by laboratory

Data through Oct 25, 2020 verified as of Oct 26, 2020 at 09:25 AM

Data in this report are provisional and subject to change.

The numbers in the table below represent the number of Florida and non-Florida residents for whom test results were received by the Department of Health. A person can be tested by more than one laboratory and can have both positive and negative results. **Therefore, the sum of the numbers in each column will be larger than the total number of people tested.**

| Reporting lab | Inconclusive | Negative | Positive | Percent positive | Total |
|--|--------------|----------|----------|------------------|-------|
| ASPIRUS RIVERVIEW HOSPITAL & CLINICS INC | | 1 | | | 1 |
| LUMICO LIFE INSURANCE COMPANY | | 1 | | | 1 |
| RIVERSIDE METHODIST HOSPITAL LAB | | | 1 | 100% | 1 |
| TRUE HEALTH- HOFFNER | | 1 | | | 1 |
| LAKE LURE HEALTH CENTER | | | 1 | 100% | 1 |
| CAROLINAS HEALTHCARE SYSTEM LAB | | | 1 | 100% | 1 |
| COBLESKILL REGIONAL HOSPITAL | | 1 | | | 1 |
| TIEHH BIOTERRORISM RESPONSE LAB | | | 1 | 100% | 1 |
| SMITH KLINE | | | 1 | 100% | 1 |
| TRUMAN MEDICAL CENTER - HOSPITAL HILL | | | 1 | 100% | 1 |
| SHARON REGIONAL MEDICAL CENTER | | | 1 | 100% | 1 |
| LAKE MARY HEALTH AND REHABILITATION CENTER | | 1 | | | 1 |
| SmaLab | | 1 | | | 1 |
| SILVERMAN | | | 1 | 100% | 1 |
| SV MOBILE HEALTH | | | 1 | 100% | 1 |
| CEDARS-SINAI MEDICAL CENTER | | | 1 | 100% | 1 |
| US LABORATORIES | | | 1 | 100% | 1 |
| URGENT DOC -NACOGODOCHES CLINIC | | | 1 | 100% | 1 |
| SUN CLINICAL LABORATORIES | | | 1 | 100% | 1 |
| VA CLINIC | | 1 | | | 1 |
| LABCORP - SARASOTA | | 1 | | | 1 |
| LabCorp L#09258090 M#09258105 | | | 1 | 100% | 1 |
| CONSULATE HEALTH CARE OF VERO BEACH | | | 1 | 100% | 1 |
| CBC LAB | | | 1 | 100% | 1 |
| THE HEART HOSPITAL BAYLOR PLANO | | | 1 | 100% | 1 |
| SCIENTIFIC LABORATORY COMPANY | | 1 | | | 1 |
| PROFESSIONAL URGENT CARE SERVICES | | 1 | | | 1 |
| PRIMEX CLINICAL LABORATORIES INC | | | 1 | 100% | 1 |
| MEDICAL DIAGNOSTIC LABS | | 1 | | | 1 |
| MEDICAL CITY NORTH HILLS | | | 1 | 100% | 1 |
| PROVIDENCE ST PETER HOSPITAL | | 1 | | | 1 |
| URGENT DOC - URGENT CARE CLINIC | | | 1 | 100% | 1 |
| MIDDLE TENN MENTAL HEALTH INSTITUTE | | 1 | | | 1 |
| PHYSICIANS URGENT CARE | | | 1 | 100% | 1 |
| VA LONG BEACH HEALTHCARE | | | 1 | 100% | 1 |
| MEDONE URGENT CARE | | | 1 | 100% | 1 |
| VA HOSPITAL PATH & LAB | | | 1 | 100% | 1 |
| MARION COUNTY HEALTH DEPARTMENT | | | 1 | 100% | 1 |
| UNIVERSITY OF MIAMI, MILLER SCHOOL OF MEDICINE MICROBIOLOGY DEPARTMENT | | | 1 | 100% | 1 |
| UNITED MEMORIAL MEDICAL CENTER | | | 1 | 100% | 1 |
| SCIENTIFIC LABORATORY | | 1 | | | 1 |
| CARENOW URGENT CARE - EAST NASHVILLE | | 1 | | | 1 |
| UNKN | | | 1 | 100% | 1 |
| BROOKS REHAB | | | 1 | 100% | 1 |
| MEDICAL CITY DALLAS HOSPITAL | | | 1 | 100% | 1 |
| MD NOW URGENT CARE | | | 1 | 100% | 1 |
| UPMC NORTHWEST HOSPITAL | | | 1 | 100% | 1 |

COVID-19: testing by laboratory

Data through Oct 25, 2020 verified as of Oct 26, 2020 at 09:25 AM

Data in this report are provisional and subject to change.

The numbers in the table below represent the number of Florida and non-Florida residents for whom test results were received by the Department of Health. A person can be tested by more than one laboratory and can have both positive and negative results. **Therefore, the sum of the numbers in each column will be larger than the total number of people tested.**

| Reporting lab | Inconclusive | Negative | Positive | Percent positive | Total |
|---|--------------|----------|----------|------------------|-------|
| MC DIAGNOSTIC OF CONNECTICUT PC #459 | | 1 | | | 1 |
| SCRIPPS CLINIC MEDICAL | | | 1 | 100% | 1 |
| GROWING TOGETHER PEDIATRICS, LLC | | 1 | | | 1 |
| HAVASU REGIONAL MEDICAL CENTER | | | 1 | 100% | 1 |
| SAINT JOSEPHS HOSPITAL OF ATLANTA | | | 1 | 100% | 1 |
| HAWAII DEPARTMENT OF HEALTH LAB | | | 1 | 100% | 1 |
| SEATTLE-KING COUNTY | | | 1 | 100% | 1 |
| BRANDON REGIONAL EMERGENCY CTR | | | 1 | 100% | 1 |
| SHAH | | | 1 | 100% | 1 |
| GNT ASSOCIATES | | | 1 | 100% | 1 |
| BUFFALO VAMC | | | 1 | 100% | 1 |
| SIGNATURE CARE MIDLAND | | | 1 | 100% | 1 |
| HIGHLAND PARK LAKEWOOD PRESTON HOLLOW | | | 1 | 100% | 1 |
| CLERMONT HEALTH DEPARTMENT | | | 1 | 100% | 1 |
| CHP COVID-19 (TX) | | | 1 | 100% | 1 |
| CHILDREN'S HEALTHCARE OF ATLANTA/EGLESTON | | 1 | | | 1 |
| CHOTA COMMUNITY HEALTH SERVICES | | 1 | | | 1 |
| HENRICO DOCTOR'S LABORATORY | | | 1 | 100% | 1 |
| CAREHERE HUDSON BAY | | | 1 | 100% | 1 |
| SACRED HEART MEDICAL GROUP | | | 1 | 100% | 1 |
| CAREWELL JW - WORCESTER LNC | | | 1 | 100% | 1 |
| QUALITY LAB | | | 1 | 100% | 1 |
| REGIONAL MEDICAL CENTER BAYONET POINT | | | 1 | 100% | 1 |
| SHAMRA MEDICAL LABORATORY | | | 1 | 100% | 1 |
| ESOTERIC LAB | | | 1 | 100% | 1 |
| ENZO LABS INC | | | 1 | 100% | 1 |
| THYROID SPECIALTY LABORATORY | | | 1 | 100% | 1 |
| APS-SUMMIT CARE PHARMACY, LLC DBA OMNICARE | | 1 | | | 1 |
| SOUTH NASSAU COMMUNITIES HOSPITAL | | 1 | | | 1 |
| ST VINCENT'S ST CLAIR HOSPITAL LABORATORY | | 1 | | | 1 |
| DUKE UNIVERSITY POINT OF CARE TESTING PROGRAM | | | 1 | 100% | 1 |
| SUMMIT LABORATORY | | | 1 | 100% | 1 |
| CENTRAL FLORIDA HOSPITALIST | | | 1 | 100% | 1 |
| ACCESSLAB | | 1 | | | 1 |
| UNITED LABORATORY SERVICES CORP | | | 1 | 100% | 1 |
| SKY RIDGE MEDICAL CENTER - MICRO | | | 1 | 100% | 1 |
| ST. LUCIE COUNTY HEALTH DEPARTMENT | | 1 | | | 1 |
| BELLIN HEALTH LAB | | | 1 | 100% | 1 |
| SPECTRUM LUDINGTON | | | 1 | 100% | 1 |
| SIGNATURE CARE MEMORIAL CITY | | | 1 | 100% | 1 |
| ST. LUKE'S HOSPITAL - BETHLEHEM CAMPUS | | 1 | | | 1 |
| SYNAPSE ANALYTICAL LABS | | 1 | | | 1 |
| SOLARIS HEALTHCARE MERRITT ISLAND | | | 1 | 100% | 1 |
| BAY EDUCATORS WELLNESS CENTER | | | 1 | 100% | 1 |
| SUNY AT STONY BROOK | | | 1 | 100% | 1 |
| BEAUMONT REFERENCE LABORATORY | | | 1 | 100% | 1 |
| MANOR OAKS NURSING & REHAB CENTER | | 1 | | | 1 |

COVID-19: testing by laboratory

Data through Oct 25, 2020 verified as of Oct 26, 2020 at 09:25 AM

Data in this report are provisional and subject to change.

The numbers in the table below represent the number of Florida and non-Florida residents for whom test results were received by the Department of Health. A person can be tested by more than one laboratory and can have both positive and negative results. **Therefore, the sum of the numbers in each column will be larger than the total number of people tested.**

| Reporting lab | Inconclusive | Negative | Positive | Percent positive | Total |
|--|--------------|----------|----------|------------------|-------|
| ALTA BATES SUMMIT MEDICAL CENTER CLINICAL LAB | | | 1 | 100% | 1 |
| MCH PHYSICIANS GROUP | | | 1 | 100% | 1 |
| RAPID CITY REGIONAL HOSPITAL -579 ATTN. LABORATORY | | 1 | | | 1 |
| FLORIDA HOSPITAL ORMOND BEACH | | | 1 | 100% | 1 |
| Lourdes Hospital | | | 1 | 100% | 1 |
| RIVIERA BEACH HEALTH CENTER LAB | | | 1 | 100% | 1 |
| ADVENT HEALTH PRIMARY CARE AT OWASA | | | 1 | 100% | 1 |
| AFC URGENT CARE DENVER HIGHLANDS | | | 1 | 100% | 1 |
| LOPEZ | | 1 | | | 1 |
| ALLIED PHYSICIANS GROUP PLLC | | 1 | | | 1 |
| MHS LAB | | 1 | | | 1 |
| METHODIST MANSFIELD MEDICAL CENTER | | | 1 | 100% | 1 |
| QUEST DIAGNOSTICS MASSACHUSETTS LLC | | 1 | | | 1 |
| BASCOM PALMER-MICRO LAB | | | 1 | 100% | 1 |
| BARBARA O'REILLY MD PA | | 1 | | | 1 |
| EXPRESSCARE URGENT CARE CENTER | | | 1 | 100% | 1 |
| FLORIDA HOSPITAL APOPKA | | | 1 | 100% | 1 |
| QUEST DIAGNOSTICS-WEST HILLS | | 1 | | | 1 |
| MEDICAL UNIVERSITY SC HOSPITAL | | | 1 | 100% | 1 |
| ATHENS LIMESTONE HOSPITAL | | 1 | | | 1 |
| MEMORIAL HERMANN SOUTHWEST HOSPITAL | | | 1 | 100% | 1 |
| ROCKLEDGE HEALTH & REHABILITATION CENTER | | | 1 | 100% | 1 |
| INFECTION CONTROL DEPT | | | 1 | 100% | 1 |
| BIOMAT ORLANDO | | 1 | | | 1 |
| INDIAN RIVER CLINICAL LABORATORY, INC. | | 1 | | | 1 |
| AUGUSTA HEALTH CLINICAL LABORATORY | | | 1 | 100% | 1 |
| BROOKSVILLE REGIONAL HOSPITAL | | | 1 | 100% | 1 |
| INNOVATIVE COVID-DIVERSEY | | | 1 | 100% | 1 |
| BRANDON OUTREACH CLINIC | | | 1 | 100% | 1 |
| BOSTON MEDICAL CENTER | | | 1 | 100% | 1 |
| J FRANK AVEY MD | | | 1 | 100% | 1 |
| JACKSONVILLE STATEFL | | | 1 | 100% | 1 |
| INTERMOUNTAIN MEDICAL CENTER | | | 1 | 100% | 1 |
| ADVANCED URGENT CARE OF MARATHON | | | 1 | 100% | 1 |
| LABCORP-MIAMI BRANCH | | | 1 | 100% | 1 |
| LABORATORIO MEDICO CENTRAL CONDOMINO MD | | | 1 | 100% | 1 |
| ROSEWOOD HEALTH AND REHABILITATION CENTER | | | 1 | 100% | 1 |
| GRAND VIEW HOSPITAL | | | 1 | 100% | 1 |
| LABCORP RICHMOND | | | 1 | 100% | 1 |
| CAREMED INTERNAL MEDICINE | | | 1 | 100% | 1 |
| BULLS HEAD URGENT CARE | | 1 | | | 1 |
| ALLIANCE LABORATORY SERVICES | | | 1 | 100% | 1 |
| HEALTH ALLIANCE | | | 1 | 100% | 1 |
| AFFILIATED LABORATORIES INC | | | 1 | 100% | 1 |
| BAPTIST PEDIATRICS | | 1 | | | 1 |
| AVON PARK PEDIATRICS | | | 1 | 100% | 1 |
| VIVEX/UMTB BIOMEDICAL | | | 1 | 100% | 1 |

COVID-19: testing by laboratory

Data through Oct 25, 2020 verified as of Oct 26, 2020 at 09:25 AM

Data in this report are provisional and subject to change.

The numbers in the table below represent the number of Florida and non-Florida residents for whom test results were received by the Department of Health. A person can be tested by more than one laboratory and can have both positive and negative results. **Therefore, the sum of the numbers in each column will be larger than the total number of people tested.**

| Reporting lab | Inconclusive | Negative | Positive | Percent positive | Total |
|--|--------------|----------|----------|------------------|-------|
| PALMA CEIA MED GROUP-SWANN | | 1 | | | 1 |
| NEW YORK CITY DEPARTMENT OF HEALTH | | | 1 | 100% | 1 |
| CLIFTON-FINE HOSPITAL LABORATORY | | 1 | | | 1 |
| OAK HAVEN REHAB AND NURSING CENTER | | | 1 | 100% | 1 |
| APOLLOMDX LABS | | | 1 | 100% | 1 |
| NEW YORK STATE ELR - ST LUKES ROOSEVELT LABORATORY | | 1 | | | 1 |
| CLINICAL PATHOLOGY LABORATORIES SOUTHEAST | | | 1 | 100% | 1 |
| NEW YORK STATE ELR - ST BARNABAS HOSPITAL | | 1 | | | 1 |
| PATHOLOGY REFERENCE LAB LLC | | | 1 | 100% | 1 |
| MIDLAND MEMORIAL HOSPITAL | | | 1 | 100% | 1 |
| PEDIATRIC HEALTH CARE ALLIANCE, P.A. | | | 1 | 100% | 1 |
| VAIL VALLEY MEDICAL CENTER | | | 1 | 100% | 1 |
| VALLEY MEDICAL LABORATORY | | | 1 | 100% | 1 |
| PARTNERS IN PRIMARY CARE | | 1 | | | 1 |
| BENTON HOUSE OF PORT ORANGE | | | 1 | 100% | 1 |
| MORTON PLANT | | | 1 | 100% | 1 |
| BORINQUEN HEALTH CENTER | | | 1 | 100% | 1 |
| MINUTE CLINIC LLC #5706 | | 1 | | | 1 |
| MINUTECLINIC DIAGNOSTIC OF NEW JERSEY, LLC # 7069 | | 1 | | | 1 |
| NORTHSIDE HOSPITAL DULUTH | | | 1 | 100% | 1 |
| CARENOW URGENT CARE-WEST END | | 1 | | | 1 |
| EAST TENNESSEE STATE UNIVERSITY | | 1 | | | 1 |
| CARENOW-LEBANON | | | 1 | 100% | 1 |
| CAREWELL 203 | | | 1 | 100% | 1 |
| OXY-GENLAB | | | 1 | 100% | 1 |
| PARKLAND HEALTH & HOSPITAL | | | 1 | 100% | 1 |
| BEAUFORT MEMORIAL | | | 1 | 100% | 1 |
| PEDIATRIC URGENT HEALTH CARE | | | 1 | 100% | 1 |
| ELMHURST MEMORIAL HOSPITAL | | | 1 | 100% | 1 |
| BETTERMED URGENT CARE | | | 1 | 100% | 1 |
| BEAUMONT HOSPITAL, GROSSE POINTE | | | 1 | 100% | 1 |
| NORTH FLORIDA CHILD DEVELOPMENT, INC | | | 1 | 100% | 1 |
| ADVENTHEALTH CENTRA CARE LAKE BUENA VISTA | | | 1 | 100% | 1 |
| NORTH SHORE MEDICAL CENTER - SALEM HOSPITAL | | | 1 | 100% | 1 |
| CULLMAN REGIONAL URGENT CARE | | 1 | | | 1 |
| ADVENTHEALTH CENTRA CARE ORANGE LAKE | | 1 | | | 1 |
| CHARLOTTE CHD PORT CHARLOTTE | | 1 | | | 1 |
| CATHEDRAL GERONTOLOGY CENTER DBA CATHEDRAL CARES | | | 1 | 100% | 1 |
| ORCHID TERRACE | | 1 | | | 1 |
| ONE MEDICAL GROUP | | 1 | | | 1 |
| DERMDX, DIV OF AURORA DIAGNOSTICS/BERNHARDT LAB | | 1 | | | 1 |
| DIAGNOSTIC & MEDICAL SPECIALISTS OF GREENWICH | | 1 | | | 1 |
| NELSON BIOLOGICAL | | | 1 | 100% | 1 |
| NORTHEAST PEDIATRICS | | | 1 | 100% | 1 |
| OCCUPATIONAL HEALTH CENTER | | 1 | | | 1 |
| SHELBYVILLE HOSPITAL COMPANY | | 1 | | | 1 |
| OCEAN MEDICAL CENTER | | 1 | | | 1 |

COVID-19: testing by laboratory

Data through Oct 25, 2020 verified as of Oct 26, 2020 at 09:25 AM

Data in this report are provisional and subject to change.

The numbers in the table below represent the number of Florida and non-Florida residents for whom test results were received by the Department of Health. A person can be tested by more than one laboratory and can have both positive and negative results. **Therefore, the sum of the numbers in each column will be larger than the total number of people tested.**

| Reporting lab | Inconclusive | Negative | Positive | Percent positive | Total |
|---|--------------|----------|----------|------------------|-------|
| SANTA MONICA CA-UCLA MC | | | 1 | 100% | 1 |
| ROSS MEDICAL GROUP | | | 1 | 100% | 1 |
| PORT ORANGE NURSING & REHAB | | | 1 | 100% | 1 |
| SAINT ALPHONSUS REGIONAL MEDICAL CENTER | | | 1 | 100% | 1 |
| NORDX | | | 1 | 100% | 1 |
| PLANT CITY PEDIATRICS | | 1 | | | 1 |
| JEFFERSON WASHINGTON TOWNSHIP HOSPITAL | | 1 | | | 1 |
| MINUTECLINIC DIAGNOSTIC OF MICHIGAN | | 1 | | | 1 |
| PARADIGM LABORATORIES | | | 1 | 100% | 1 |
| SOUTHWEST REGIONAL PCR LABORATORY | | | 1 | 100% | 1 |
| OPTUMCARE FLORIDA LLC | | | 1 | 100% | 1 |
| ORMC-ARDEN/EOI | | | 1 | 100% | 1 |
| SOLARIS HEALTHCARE PLANT CITY | | 1 | | | 1 |
| SIGNATURE CARE COLLEGE STATION | | | 1 | 100% | 1 |
| MOUNT SINAI BROOKLYN LABORATORY | | 1 | | | 1 |
| SOUTH LAKE FAMILY HEALTH CENTER | | | 1 | 100% | 1 |
| MOORINGS PARK OAKSTONE AT GREY OAKS | | | 1 | 100% | 1 |
| OHIO DEPARTMENT OF HEALTH | | | 1 | 100% | 1 |
| RCP OF MEMORIAL WEST | | | 1 | 100% | 1 |
| UW HOSPITAL AND CLINICS | | | 1 | 100% | 1 |
| PUTNAM HOSPITAL CENTER LABORATORY | | 1 | | | 1 |
| VELOCITY CARE | | | 1 | 100% | 1 |
| VALDOSTA FAMILY MEDICINE | | | 1 | 100% | 1 |
| ROCKWALL URGENT CARE | | | 1 | 100% | 1 |
| UNIVERSITY OF IOWA HOSPITALS & CLINICS | | | 1 | 100% | 1 |
| PORT SAINT JOHN FAMILY PRACTICE | | | 1 | 100% | 1 |
| PRISMA HEALTH TUOMEY LABORATORY | | | 1 | 100% | 1 |
| RUSSELL MEDICAL CENTER | | 1 | | | 1 |
| POLK COUNTY HEALTH DEPARTMENT | | | 1 | 100% | 1 |
| ORLANDO LUTHERAN TOWERS | | 1 | | | 1 |
| OVIEDO CHILDRENS HEALTH CENTER LLC | | 1 | | | 1 |
| OMNICARE PHARMACY OF TEXAS 1, LP | | 1 | | | 1 |
| Walker BaptistMedCtr | | | 1 | 100% | 1 |
| WALK IN URGENT CARE | | | 1 | 100% | 1 |
| REEVES COUNTY HOSPITAL DISTRICT | | | 1 | 100% | 1 |
| VETERANS HOSPITAL - EAST ORANGE | | | 1 | 100% | 1 |
| PARKWAY REGIONAL MEDICAL CENTER LAB | | | 1 | 100% | 1 |
| QUEST - HOUSTON LAB | | | 1 | 100% | 1 |
| REDMED OF CROSSTOWN | | | 1 | 100% | 1 |
| VILKOR SCIENTIFIC | | | 1 | 100% | 1 |
| CVS PHARMACY NO 802 | | 1 | | | 1 |
| ROYAL PALM PEDIATRICS | | | 1 | 100% | 1 |
| SCIENCE CARE | | | 1 | 100% | 1 |
| CROSSVILLE MEDICAL GROUP | | 1 | | | 1 |
| NDX-CORE LAB | | | 1 | 100% | 1 |
| NEW GEN LABS | | | 1 | 100% | 1 |
| EAST FL CORE LAB | | | 1 | 100% | 1 |

COVID-19: testing by laboratory

Data through Oct 25, 2020 verified as of Oct 26, 2020 at 09:25 AM

Data in this report are provisional and subject to change.

The numbers in the table below represent the number of Florida and non-Florida residents for whom test results were received by the Department of Health. A person can be tested by more than one laboratory and can have both positive and negative results. **Therefore, the sum of the numbers in each column will be larger than the total number of people tested.**

| Reporting lab | Inconclusive | Negative | Positive | Percent positive | Total |
|---|--------------|----------|----------|------------------|-------|
| RAMBAM URGENT CARE | | | 1 | 100% | 1 |
| DELAWARE DIAGNOSTICS LABS | | | 1 | 100% | 1 |
| CVS/PHARMACY #12000 | | 1 | | | 1 |
| RHODE ISLAND DEPARTMENT OF HEALTH | | | 1 | 100% | 1 |
| SPECIALTY DRUG TESTING | | | 1 | 100% | 1 |
| COMMUNITY | | | 1 | 100% | 1 |
| SPINE & PAIN CONSULTANT PLLC | | 1 | | | 1 |
| CITYMD | | 1 | | | 1 |
| ST CATHERINE HOSPITAL LABORATORY | | | 1 | 100% | 1 |
| USF PHYSICIANS GROUP | | | 1 | 100% | 1 |
| SIGNATURE CARE LEWISVILLE-EMERGENCY CENTER | | | 1 | 100% | 1 |
| UNIVERSITY OF BALTIMORE WASHINGTON MEDICAL CENTER | | | 1 | 100% | 1 |
| SKIPPACK MEDICAL LAB | | | 1 | 100% | 1 |
| UNIVERSITY OF MISSOURI HEALTHCARE | | | 1 | 100% | 1 |
| SMITH NORTHVIEW HOSPITAL LAB | | | 1 | 100% | 1 |
| TMH CANCER CENTER LABORATORY | | | 1 | 100% | 1 |
| FLORIDA SCHOOL FOR THE DEAF AND THE BLIND | | | 1 | 100% | 1 |
| GENEIQ | | | 1 | 100% | 1 |
| NORTON HEALTHCARE | | | 1 | 100% | 1 |
| PHYSICIANS IMMEDIATE CARE ELGIN | | | 1 | 100% | 1 |
| FLORIDA HOSPITAL TRANSPLANT CENTER | | 1 | | | 1 |
| PEDIATRIC ASSOCIATES - MIAMI LAKES | | 1 | | | 1 |
| ONPOINT URGENT CARE | | | 1 | 100% | 1 |
| HOWARD BEACH URGENT CARE | | 1 | | | 1 |
| OCEAN REEF MEDICAL CENTER | | | 1 | 100% | 1 |
| GIFFORD MEMORIAL HOSPITAL | | 1 | | | 1 |
| OCALA FAMILY MEDICAL CENTER | | 1 | | | 1 |
| TAMPA INTERNATIONAL AIRPORT | | | 1 | 100% | 1 |
| PROGENESIS INC | | | 1 | 100% | 1 |
| TENNESSEE VALLEY HCS | | | 1 | 100% | 1 |
| TGH Brandon Healthplex Laboratory | | | 1 | 100% | 1 |
| TENNOVA ER - SANGO | | | 1 | 100% | 1 |
| STETSON UNIVERSITY STUDENT HEALTH CENTER | | 1 | | | 1 |
| FLORIDA DEPARTMENT OF HEALTH PALM BEACH COUNTY | | | 1 | 100% | 1 |
| FLORIDA HOSPITAL LAB | | | 1 | 100% | 1 |
| SPECTRUM LABORATORY | | | 1 | 100% | 1 |
| ST. MARY MEDICAL CENTER | | 1 | | | 1 |
| FIRST QUALITY LABORATORY | | | 1 | 100% | 1 |
| BABTIST HOSPITAL | | | 1 | 100% | 1 |
| LOYOLA UNIVERSITY MEDICAL CENTER LABORATORY | | | 1 | 100% | 1 |
| MAYO CLINIC LABS | | | 1 | 100% | 1 |
| VA GREATER LOS ANGELES HEALTH CARE SYSTEM | | | 1 | 100% | 1 |
| MCR HEALTH LAWTON CHILES ADMINISTRATION STE A | | 1 | | | 1 |
| BAPTIST PRIMARY CARE SOUTH | | | 1 | 100% | 1 |
| LAWNWOOD REGIONAL MED CENTER | | 1 | | | 1 |
| LAREDO EMERGENCY ROOM | | | 1 | 100% | 1 |
| BAYSTATE MEDICAL CENTER | | | 1 | 100% | 1 |

COVID-19: testing by laboratory

Data through Oct 25, 2020 verified as of Oct 26, 2020 at 09:25 AM

Data in this report are provisional and subject to change.

The numbers in the table below represent the number of Florida and non-Florida residents for whom test results were received by the Department of Health. A person can be tested by more than one laboratory and can have both positive and negative results. **Therefore, the sum of the numbers in each column will be larger than the total number of people tested.**

| Reporting lab | Inconclusive | Negative | Positive | Percent positive | Total |
|--|--------------|----------|----------|------------------|-------|
| WALGREENS #06961 | | 1 | | | 1 |
| LEESBURG FAMILY MEDICINE | | 1 | | | 1 |
| NEW YORK STATE ELR - LABORATORY CORPORATION OF AMERICA | | | 1 | 100% | 1 |
| UT AUSTIN UNIVERSITY HEALTH SERVICES | | | 1 | 100% | 1 |
| NORTH CAROLINA STATE LABORATORY OF PUBLIC HEALTH, SPECTRUM LAB NETWORK | | | 1 | 100% | 1 |
| MID FLORIDA COMMUNITY SERVICES | | | 1 | 100% | 1 |
| NORTH RIVER FAMILY HEALTH CENTER | | | 1 | 100% | 1 |
| AFFINITY URGENT CARE | | | 1 | 100% | 1 |
| ANGEL KIDS PEDIATRICS- NORMANDY LOCATION | | 1 | | | 1 |
| ASCENSION ST. MICHAEL'S HOSPITAL LAB | | | 1 | 100% | 1 |
| MEDICAL ARTS LABORATORY | | | 1 | 100% | 1 |
| AMD | | | 1 | 100% | 1 |
| ANDREWS INSTITUTE AMBULATORY SURGERY CENTER | | 1 | | | 1 |
| WARE EXPRESS CARE | | | 1 | 100% | 1 |
| BLUEWATER TOXICOLOGY | | | 1 | 100% | 1 |
| BMC/JACSONVILLE | | 1 | | | 1 |
| IVAN, MAYA | | | 1 | 100% | 1 |
| CHRISTIANA HOSPITAL | | 1 | | | 1 |
| WEST VIRGINIA UNIVERSITY HOSPITALS | | | 1 | 100% | 1 |
| CHI ST. LUKE'S HEALTH BCM MEDICAL CENTER | | | 1 | 100% | 1 |
| CAREWELL URGENT CARE FITCHBURG | | | 1 | 100% | 1 |
| SAINT BARNABAS MEDICAL CENTER | | 1 | | | 1 |
| CAROMONT HEALTH | | | 1 | 100% | 1 |
| WISCONSIN STATE LABORATORY OF HYGIENE | | 1 | | | 1 |
| INTEGRATED GENETICS SEQUENOM | | 1 | | | 1 |
| LABCORP HOUSTON | | | 1 | 100% | 1 |
| CLAYMED OF NORTH FLORIDA | | | 1 | 100% | 1 |
| LABORTORY COPRORATION OF AMERICA | | | 1 | 100% | 1 |
| LAKE COMMUNITY ACTION AGENCY | | 1 | | | 1 |
| LACORP | | | 1 | 100% | 1 |
| Lab MSMC Hialeah | | | 1 | 100% | 1 |
| JS HEALTHCARE | | | 1 | 100% | 1 |
| WEST COAST CLINICAL LABS INC | | | 1 | 100% | 1 |
| KANA MEDICAL | | | 1 | 100% | 1 |
| BERKSHIRE MEDICAL CENTER | | | 1 | 100% | 1 |
| KEY TRAINING CENTER | | | 1 | 100% | 1 |
| PELICAN STATE OUTPATIENT CENTER | | | 1 | 100% | 1 |
| LIBERTY HEALTH CENTER | | | 1 | 100% | 1 |
| LAKEVIEW REGIONAL HOSPITAL | | | 1 | 100% | 1 |
| LABCORP KANSAS CITY | | | 1 | 100% | 1 |
| SELF REGIONAL HEALTHCARE | | | 1 | 100% | 1 |
| LIFE BRITE | | | 1 | 100% | 1 |
| SOUTHWEST FLORIDA DIVISION LAB | | | 1 | 100% | 1 |
| STANFORD HEALTH CARE ANATOMIC PATHOLOGY & CLINICAL LAB | | | 1 | 100% | 1 |
| SOUTHSIDE FAMILY MEDICAL | | 1 | | | 1 |
| SUNY UPSTATE MEDICAL UNIVERSITY | | | 1 | 100% | 1 |
| LITTLE FALLS HOSPITAL LABORATORY | | 1 | | | 1 |

COVID-19: testing by laboratory

Data through Oct 25, 2020 verified as of Oct 26, 2020 at 09:25 AM

Data in this report are provisional and subject to change.

The numbers in the table below represent the number of Florida and non-Florida residents for whom test results were received by the Department of Health. A person can be tested by more than one laboratory and can have both positive and negative results. **Therefore, the sum of the numbers in each column will be larger than the total number of people tested.**

| Reporting lab | Inconclusive | Negative | Positive | Percent positive | Total |
|---|---------------|------------------|------------------|------------------|------------------|
| PINNACLE DIALYSIS | | 1 | | | 1 |
| PERDIDO URGENT CARE | | | 1 | 100% | 1 |
| TWIN | | | 1 | 100% | 1 |
| POUDRE VALLEY HOSPITAL | | | 1 | 100% | 1 |
| UCH LAB | | | 1 | 100% | 1 |
| PROFESSIONAL HEALTH EXAMINERS | | | 1 | 100% | 1 |
| JACKSON MADISON CO. GEN. HOSPITAL | | | 1 | 100% | 1 |
| TEVAPHARM | | | 1 | 100% | 1 |
| THE CHILDREN'S HOSPITAL OF PHILADELPHIA | | 1 | | | 1 |
| SANFORD PGA CH BUFFALO RIDGE SPRINGS | | 1 | | | 1 |
| PENSACOLA PATHOLOGY | | 1 | | | 1 |
| ST. VINCENT HOSPITAL | | | 1 | 100% | 1 |
| Mt Sinai Aventura | | | 1 | 100% | 1 |
| UAB STUDENT HEALTH AND WELLNESS LABORATORY | | 1 | | | 1 |
| TIMPANOGOS REGIONAL HOSPITAL | | | 1 | 100% | 1 |
| MINUTECLINIC, LLC, DBA MINUTECLINIC #6106 | | 1 | | | 1 |
| NEW YORK PRESBYTERIAN HOSPITAL | | | 1 | 100% | 1 |
| MOSAIC MEDICAL CENTER MARYVILLE | | | 1 | 100% | 1 |
| UMASS MEMORIAL MEDICAL CENTER, INC | | 1 | | | 1 |
| MINUTECLINIC DIAG OF IND, LLC #6553 | | 1 | | | 1 |
| MINUTECLINIC DIAGNOSTIC OF KANSAS, PA | | 1 | | | 1 |
| MY URGENT CARE CLINIC | | | 1 | 100% | 1 |
| NAVAL MEDICAL CENTER | | | 1 | 100% | 1 |
| MEDICAL CLINIC OF HOUSTON | | | 1 | 100% | 1 |
| ST JOHNS EPISCOPAL HOSPITAL SOUTH SHORE | | 1 | | | 1 |
| SPARTANBURG REGIONAL MEDICAL CENTER | | | 1 | 100% | 1 |
| MARYLAND DEPARTMENT OF HEALTH AND MENTAL HYGIENE-LABORATORIES | | | 1 | 100% | 1 |
| MEDCOMP SCIENCES, LLC | | | 1 | 100% | 1 |
| STANLY REGIONAL MEDICAL CENTER | | | 1 | 100% | 1 |
| TENNOVA HEALTHCARE - CLEVELAND | | | 1 | 100% | 1 |
| ORLANDO REGIONAL HEALTH SERVICES | | 1 | | | 1 |
| NFRC CLINICAL LAB | | | 1 | 100% | 1 |
| MICHIGAN HEALTH CLINIC LABORATORIES | | 1 | | | 1 |
| MINUTE CLINIC DIAGNOSTIC OF VIRGINIA | | 1 | | | 1 |
| Total | 45,398 | 7,653,423 | 1,005,534 | 12% | 8,704,355 |