

# COVID-19: summary of persons monitored, persons tested, and cases

Data through Sep 24, 2020 verified as of Sep 25, 2020 at 09:25 AM

Data in this report are provisional and subject to change.

Monitored persons: people the Florida Department of Health was notified of for possible monitoring because they are a contact of a case, traveled from China, or were identified by the Centers for Disease Control and Prevention (CDC) as a part of a airline/ship contact investigation

<b>Total reports</b>	<b>258,562</b>
Total persons of high, medium, or unknown risk	<b>254,908</b>
High/medium/unknown risk still being monitored	<b>20,866</b>

Persons tested: Includes PCR and antigen test results received by the Department of Health from the state public health laboratory (BPHL), as well as commercial and hospital laboratories

	Florida residents	Non-Florida residents
Total tested	<b>5,192,258</b>	<b>20,884</b>
Positive	<b>687,656</b>	<b>8,231</b>
Negative	<b>4,497,495</b>	<b>12,612</b>
Inconclusive	<b>7,107</b>	<b>41</b>

## Cases: people with positive PCR or antigen test result

<b>Total cases</b>	<b>695,887</b>
Florida residents	<b>687,656</b>
Non-Florida residents	<b>8,231</b>
<b>Type of testing</b>	
Florida residents	<b>687,656</b>
Positive by BPHL/CDC	<b>24,557</b>
Positive by commercial/hospital lab	<b>663,099</b>
PCR positive	<b>671,909</b>
Antigen positive	<b>15,747</b>
Non-Florida residents	<b>8,231</b>
Positive by BPHL/CDC	<b>255</b>
Positive by commercial/hospital lab	<b>7,976</b>
PCR positive	<b>7,814</b>
Antigen positive	<b>417</b>

<b>Characteristics</b>	
Florida residents hospitalized	<b>43,299</b>
Florida resident deaths	<b>13,915</b>
Non-Florida resident deaths	<b>168</b>

Hospitalized counts include anyone who was hospitalized at some point during their illness. It does not reflect the number of people currently hospitalized.

More information on deaths identified through death certificate data is available on the National Center for Health Statistics website at [www.cdc.gov/nchs/nvss/vsrr/COVID19/index.htm](http://www.cdc.gov/nchs/nvss/vsrr/COVID19/index.htm).

## Risk factors for Florida residents

Traveled	<b>5,632</b>
Contact with a known case	<b>248,097</b>
Traveled and contact with a known case	<b>5,892</b>
Neither	<b>428,035</b>
No travel and no contact	<b>86,163</b>
Travel is unknown	<b>244,798</b>
Contact is unknown	<b>175,521</b>
Contact is pending	<b>148,031</b>

Travel can be unknown and contact can be unknown or pending for the same case, these numbers will sum to more than the "neither" total.

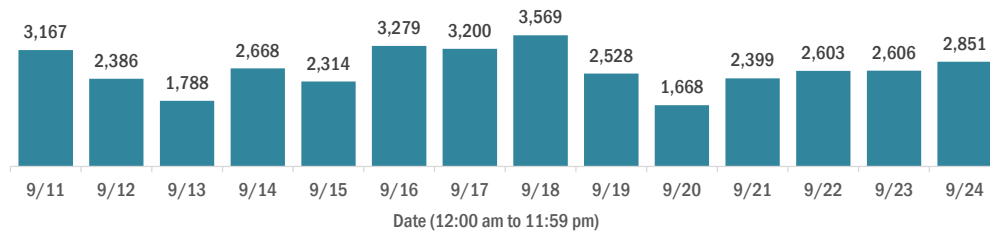
# COVID-19: cases and laboratory testing over time

Data through Sep 24, 2020 verified as of Sep 25, 2020 at 09:25 AM

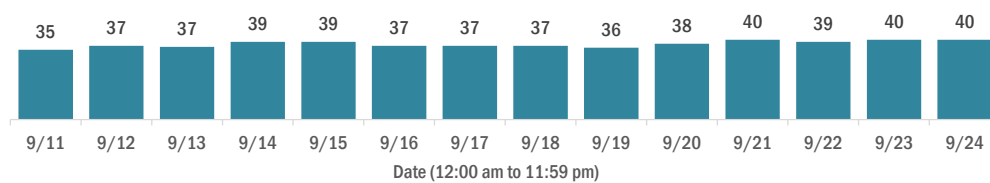
Data in this report are provisional and subject to change.

## Cases in Florida residents per day for the past 2 weeks

### Number of cases per day



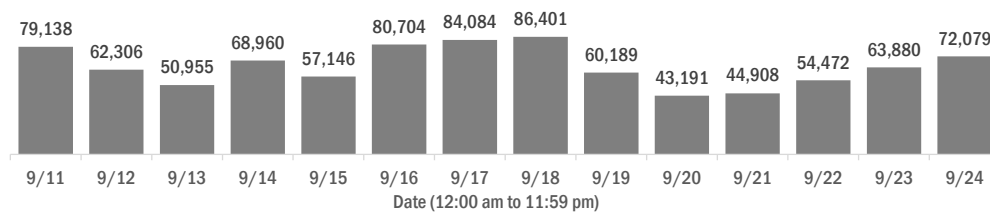
### Median age of cases by day



## Laboratory testing for Florida residents over the past 2 weeks

### Number of Florida residents tested per day

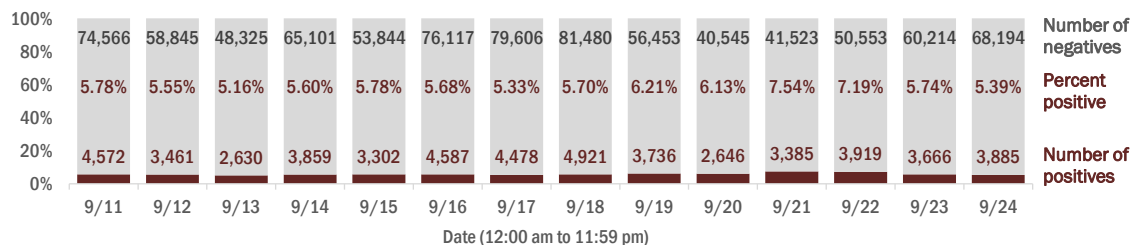
These counts include the number of people for whom the Department received PCR or antigen laboratory results by day. People tested on multiple days will be included for each day a new result was received. A person is only counted once for each day they are tested, regardless of whether multiple specimens are tested or multiple results are received.



### Number and percent of Florida residents with positive test results

The percent of positive results ranged from 5.16% to 7.54% over the past 2 weeks and was 5.39% yesterday.

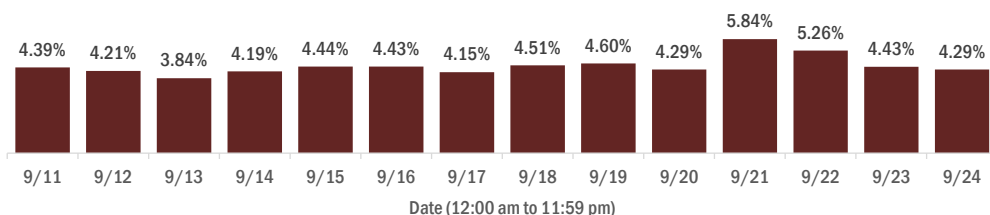
These counts include the number of people for whom the Department received PCR or antigen laboratory results by day. People tested on multiple days will be included for each day a new result was received. A person is only counted once for each day they are tested, regardless of whether multiple specimens are tested or multiple results are received. If a person has a positive specimen and a negative specimen in the same day, only the positive result is counted.



### Percent positivity for new cases in Florida residents

The percent of positive results ranged from 3.84% to 5.84% over the past 2 weeks and was 4.29% yesterday.

This percent is the number of people who test PCR- or antigen-positive for the first time divided by all the people tested that day, excluding people who have previously tested positive.



# COVID-19: characteristics of 687,656 Florida resident cases

Data through Sep 24, 2020 verified as of Sep 25, 2020 at 09:25 AM

Data in this report are provisional and subject to change.

Age group	Cases		Hospitalizations		Deaths	
0-4 years	11,761	2%	276	1%	0	0%
5-14 years	29,056	4%	249	1%	4	0%
15-24 years	108,791	16%	1,113	3%	33	0%
25-34 years	126,459	18%	2,426	6%	93	1%
35-44 years	110,536	16%	3,665	8%	249	2%
45-54 years	108,597	16%	5,467	13%	573	4%
55-64 years	89,466	13%	7,610	18%	1,522	11%
65-74 years	52,670	8%	8,547	20%	2,935	21%
75-84 years	30,623	4%	8,046	19%	4,037	29%
85+ years	17,900	3%	5,889	14%	4,469	32%
Unknown	1,797	0%	11	0%	0	0%
<b>Total</b>	<b>687,656</b>		<b>43,299</b>		<b>13,915</b>	

Gender	Cases	
Female	353,562	51%
Male	330,076	48%
Unknown	4,018	1%
<b>Total</b>	<b>687,656</b>	

Ethnicity	Cases		Hospitalizations		Deaths	
Hispanic	199,614	29%	12,663	29%	3,543	25%
Non-Hispanic	281,662	41%	27,985	65%	9,040	65%
Unknown	206,380	30%	2,651	6%	1,332	10%
<b>Total</b>	<b>687,656</b>		<b>43,299</b>		<b>13,915</b>	

Race and ethnicity	Cases		Hospitalizations		Deaths	
White	308,001	45%	26,047	60%	9,383	67%
Hispanic	131,081	19%	8,870	20%	2,740	20%
Non-Hispanic	154,306	22%	16,230	37%	6,110	44%
Unknown	22,614	3%	947	2%	533	4%
Black	107,054	16%	10,296	24%	2,648	19%
Hispanic	4,963	1%	444	1%	101	1%
Non-Hispanic	92,555	13%	9,542	22%	2,429	17%
Unknown	9,536	1%	310	1%	118	1%
Other race	92,461	13%	5,351	12%	1,139	8%
Hispanic	46,980	7%	2,995	7%	561	4%
Non-Hispanic	29,622	4%	2,073	5%	451	3%
Unknown	15,859	2%	283	1%	127	1%
Unknown race	180,140	26%	1,605	4%	745	5%
Hispanic	16,590	2%	354	1%	141	1%
Non-Hispanic	5,179	1%	140	0%	50	0%
Unknown	158,371	23%	1,111	3%	554	4%
<b>Total</b>	<b>687,656</b>		<b>43,299</b>		<b>13,915</b>	

**Hospitalization** counts include anyone who was hospitalized at some point during their illness. It does not reflect the number of people currently hospitalized. **Other race** includes any person with a race of American Indian/Alaskan native, Asian, native Hawaiian/Pacific Islander, or other.

# COVID-19: deaths in Florida residents and staff of long-term care facilities

Data through Sep 24, 2020 verified as of Sep 25, 2020 at 09:25 AM

Data in this report are provisional and subject to change.

For current cases in residents or staff of long-term care facilities, please visit: <https://floridahealthcovid19.gov/>

County	Deaths		County	Deaths		County	Deaths	
Dade	793	14%	Jackson	60	1%	Madison	10	0%
Palm Beach	585	10%	Indian River	59	1%	Gadsden	8	0%
Pinellas	517	9%	Hernando	57	1%	Gilchrist	8	0%
Broward	394	7%	Okaloosa	54	1%	Lafayette	7	0%
Hillsborough	296	5%	Clay	53	1%	Calhoun	6	0%
Polk	283	5%	Suwannee	48	1%	Jefferson	5	0%
Lee	249	4%	Osceola	47	1%	Baker	3	0%
Brevard	177	3%	Citrus	36	1%	Flagler	3	0%
Duval	160	3%	St. Johns	32	1%	Taylor	3	0%
Sarasota	148	3%	Highlands	29	1%	Bradford	2	0%
St. Lucie	141	2%	Bay	26	0%	Hardee	2	0%
Seminole	134	2%	Leon	25	0%	Holmes	2	0%
Manatee	129	2%	Sumter	23	0%	Levy	2	0%
Marion	126	2%	Nassau	20	0%	Monroe	2	0%
Volusia	123	2%	Alachua	19	0%	Desoto	1	0%
Orange	119	2%	Hendry	19	0%	Dixie	1	0%
Escambia	107	2%	Columbia	18	0%	Gulf	1	0%
Pasco	100	2%	Santa Rosa	17	0%	<b>Total</b>	<b>5,673</b>	
Collier	96	2%	Walton	13	0%			
Lake	90	2%	Okeechobee	12	0%			
Martin	87	2%	Putnam	12	0%			
Charlotte	62	1%	Washington	12	0%			

**Note:** cases are summarized by the county of usual residence. Residents and staff may be cases associated with facilities that are not in their county of usual residence, resulting in cases being included below for counties that do not have facilities with known cases.

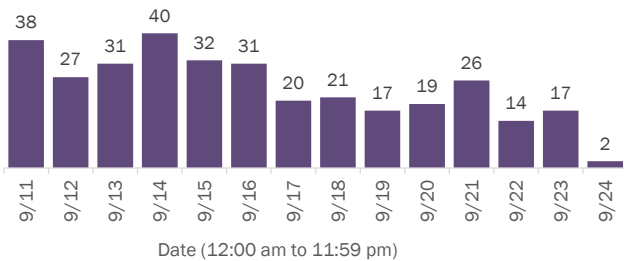
# COVID-19: cases in Florida residents who have died

Data through Sep 24, 2020 verified as of Sep 25, 2020 at 09:25 AM

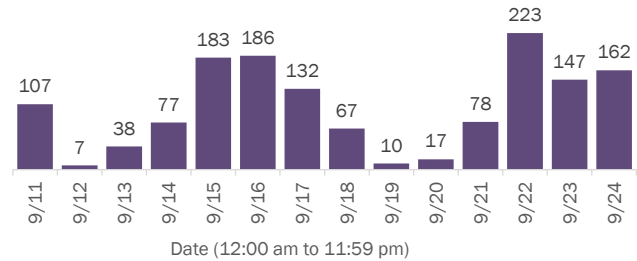
Data in this report are provisional and subject to change.

Demographics for all identified COVID-19 deaths: 13,915

Deaths by date of death



Deaths by date reported to the Department



Median age: 79 years

Age group	Deaths	Cases	Case fatality rate	Mortality rate per 100,000 population
0-4 years	0	11,761	0.0%	0.0
5-14 years	4	29,056	0.0%	0.2
15-24 years	33	108,791	0.0%	1.3
25-34 years	93	126,459	0.1%	3.3
35-44 years	249	110,536	0.2%	9.5
45-54 years	573	108,597	0.5%	20.6
55-64 years	1,522	89,466	1.7%	52.6
65-74 years	2,935	52,670	5.6%	120.9
75-84 years	4,037	30,623	13.2%	287.5
85+ years	4,469	17,900	25.0%	773.8
Unknown	0	1,797	0.0%	
<b>Total</b>	<b>13,915</b>	<b>687,656</b>	<b>2.0%</b>	<b>64.4</b>

Race	Deaths	Cases	Case fatality rate	Mortality rate per 100,000 population
White	9,383	308,001	3.0%	56.2
Black	2,648	107,054	2.5%	72.4
Other	1,139	92,461	1.2%	91.5
Unknown	745	180,140	0.4%	
<b>Total</b>	<b>13,915</b>	<b>687,656</b>	<b>2.0%</b>	<b>64.4</b>

Gender	Deaths	Cases	Case fatality rate	Mortality rate per 100,000 population
Female	6,188	353,562	1.8%	56.0
Male	7,727	330,076	2.3%	73.2
Unknown	0	4,018	0.0%	
<b>Total</b>	<b>13,915</b>	<b>687,656</b>	<b>2.0%</b>	<b>64.4</b>

Ethnicity	Deaths	Cases	Case fatality rate	Mortality rate per 100,000 population
Hispanic	3,543	199,614	1.8%	62.4
Non-Hispanic	9,040	281,662	3.2%	56.8
Unknown	1,332	206,380	0.6%	
<b>Total</b>	<b>13,915</b>	<b>687,656</b>	<b>2.0%</b>	<b>64.4</b>

Age group distribution for deaths reported since previous report, previous 2 weeks, and cumulatively

121 deaths reported since previous report		1,434 deaths reported from Sep 11 - Sep 24		13,915 deaths reported cumulatively	
0-4 years	0	0-4 years	0	0-4 years	0
5-14 years	0	5-14 years	0	5-14 years	4
15-24 years	2	15-24 years	4	15-24 years	33
25-34 years	2	25-34 years	10	25-34 years	93
35-44 years	1	35-44 years	31	35-44 years	249
45-54 years	10	45-54 years	67	45-54 years	573
55-64 years	16	55-64 years	172	55-64 years	1,522
65-74 years	22	65-74 years	332	65-74 years	2,935
75-84 years	37	75-84 years	400	75-84 years	4,037
85+ years	31	85+ years	418	85+ years	4,469
Unknown	0	Unknown	0	Unknown	0

# COVID-19: cases in Florida residents who have died

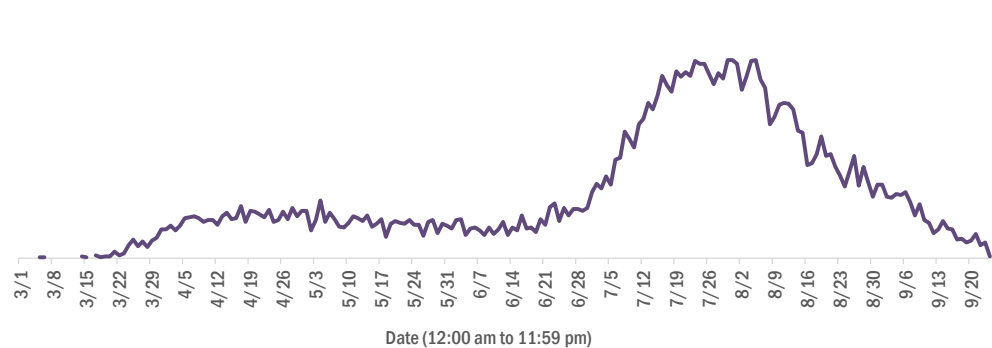
Data through Sep 24, 2020 verified as of Sep 25, 2020 at 09:25 AM

Data in this report are provisional and subject to change.

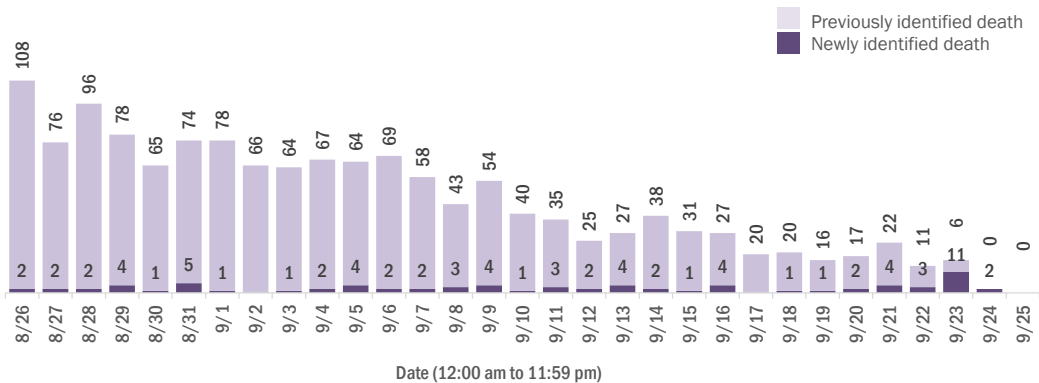
## Deaths In Florida residents by date of death

13,915 deaths reported cumulatively, 121 deaths reported since previous report

### March to present



### Past 30 days



# COVID-19: characteristics of 695,887 cases

Data through Sep 24, 2020 verified as of Sep 25, 2020 at 09:25 AM

Data in this report are provisional and subject to change.

Tables below include cases in Florida residents and non-Florida residents.

All 67 Florida counties have cases:

County	FL resident cases		Non-FL resident cases	Total cases	FL resident deaths	FL death rate
Dade	167,677	<div><div></div></div> 24%	1,098	168,775	3,202	1.9%
Broward	75,872	<div><div></div></div> 11%	648	76,520	1,364	1.8%
Palm Beach	45,622	<div><div></div></div> 7%	401	46,023	1,337	2.9%
Hillsborough	41,300	<div><div></div></div> 6%	206	41,506	625	1.5%
Orange	39,271	<div><div></div></div> 6%	446	39,717	444	1.1%
Duval	29,630	<div><div></div></div> 4%	335	29,965	371	1.3%
Pinellas	21,696	<div><div></div></div> 3%	149	21,845	742	3.4%
Lee	19,929	<div><div></div></div> 3%	315	20,244	466	2.3%
Polk	19,574	<div><div></div></div> 3%	73	19,647	526	2.7%
Collier	12,500	<div><div></div></div> 2%	117	12,617	211	1.7%
Osceola	12,273	<div><div></div></div> 2%	81	12,354	145	1.2%
Escambia	11,085	<div><div></div></div> 2%	1,096	12,181	228	2.1%
Manatee	11,275	<div><div></div></div> 2%	118	11,393	291	2.6%
Volusia	10,668	<div><div></div></div> 2%	70	10,738	239	2.2%
Leon	10,059	<div><div></div></div> 1%	307	10,366	66	0.7%
Marion	9,609	<div><div></div></div> 1%	17	9,626	274	2.9%
Pasco	9,039	<div><div></div></div> 1%	62	9,101	208	2.3%
Seminole	8,912	<div><div></div></div> 1%	34	8,946	207	2.3%
Brevard	8,701	<div><div></div></div> 1%	27	8,728	291	3.3%
Sarasota	8,000	<div><div></div></div> 1%	65	8,065	254	3.2%
Alachua	7,887	<div><div></div></div> 1%	73	7,960	53	0.7%
St. Lucie	7,925	<div><div></div></div> 1%	27	7,952	275	3.5%
Lake	7,369	<div><div></div></div> 1%	51	7,420	188	2.6%
Bay	5,901	<div><div></div></div> 1%	98	5,999	102	1.7%
Santa Rosa	5,230	<div><div></div></div> 1%	49	5,279	76	1.5%
St. Johns	5,132	<div><div></div></div> 1%	103	5,235	69	1.3%
Clay	4,951	<div><div></div></div> 1%	15	4,966	98	2.0%
Okaloosa	4,844	<div><div></div></div> 1%	40	4,884	109	2.3%
Martin	4,828	<div><div></div></div> 1%	32	4,860	142	2.9%
Columbia	3,744	<div><div></div></div> 1%	13	3,757	54	1.4%
Indian River	3,144	<div><div></div></div> 0%	25	3,169	115	3.7%
Hernando	3,089	<div><div></div></div> 0%	18	3,107	119	3.9%
Charlotte	3,005	<div><div></div></div> 0%	8	3,013	135	4.5%
Jackson	2,762	<div><div></div></div> 0%	29	2,791	77	2.8%
Gadsden	2,762	<div><div></div></div> 0%	8	2,770	46	1.7%

County	FL resident cases		Non-FL resident cases	Total cases	FL resident deaths	FL death rate
Citrus	2,714	<div><div></div></div> 0%	8	2,722	100	3.7%
Suwannee	2,657	<div><div></div></div> 0%	17	2,674	69	2.6%
Sumter	2,201	<div><div></div></div> 0%	9	2,210	66	3.0%
Highlands	2,116	<div><div></div></div> 0%	11	2,127	82	3.9%
Putnam	2,105	<div><div></div></div> 0%	2	2,107	38	1.8%
Nassau	1,932	<div><div></div></div> 0%	143	2,075	42	2.2%
Hendry	2,061	<div><div></div></div> 0%	2	2,063	42	2.0%
Walton	1,775	<div><div></div></div> 0%	162	1,937	25	1.4%
Monroe	1,798	<div><div></div></div> 0%	30	1,828	22	1.2%
Flagler	1,701	<div><div></div></div> 0%	14	1,715	23	1.4%
Unknown	179	<div><div></div></div> 0%	1,475	1,654	0	0.0%
Desoto	1,553	<div><div></div></div> 0%	3	1,556	25	1.6%
Okeechobee	1,518	<div><div></div></div> 0%	3	1,521	25	1.6%
Baker	1,448	<div><div></div></div> 0%	1	1,449	11	0.8%
Hardee	1,324	<div><div></div></div> 0%	7	1,331	11	0.8%
Taylor	1,314	<div><div></div></div> 0%	3	1,317	12	0.9%
Lafayette	1,234	<div><div></div></div> 0%	0	1,234	12	1.0%
Wakulla	1,112	<div><div></div></div> 0%	6	1,118	10	0.9%
Bradford	1,080	<div><div></div></div> 0%	1	1,081	8	0.7%
Washington	1,057	<div><div></div></div> 0%	11	1,068	21	2.0%
Levy	1,017	<div><div></div></div> 0%	5	1,022	9	0.9%
Madison	997	<div><div></div></div> 0%	16	1,013	18	1.8%
Union	926	<div><div></div></div> 0%	0	926	13	1.4%
Gulf	865	<div><div></div></div> 0%	10	875	14	1.6%
Hamilton	843	<div><div></div></div> 0%	6	849	8	0.9%
Dixie	830	<div><div></div></div> 0%	1	831	7	0.8%
Holmes	730	<div><div></div></div> 0%	14	744	7	1.0%
Franklin	609	<div><div></div></div> 0%	5	614	3	0.5%
Calhoun	611	<div><div></div></div> 0%	1	612	11	1.8%
Jefferson	544	<div><div></div></div> 0%	11	555	8	1.5%
Glades	523	<div><div></div></div> 0%	0	523	4	0.8%
Liberty	510	<div><div></div></div> 0%	0	510	8	1.6%
Gilchrist	507	<div><div></div></div> 0%	0	507	12	2.4%
<b>Total</b>	<b>687,656</b>		<b>8,231</b>	<b>695,887</b>	<b>13,915</b>	<b>2.0%</b>

# COVID-19: characteristics of 687,656 Florida resident cases

Data through Sep 24, 2020 verified as of Sep 25, 2020 at 09:25 AM

Data in this report are provisional and subject to change.

The table below includes the cities and counties of residence for cases in Florida residents based on the patient's ZIP Code. Note that city is not always received as part of the initial notification and may be missing while the case is being investigated.

City and county	Cases
Miami, Dade	95,919
Orlando, Orange	29,199
Jacksonville, Duval	27,511
Tampa, Hillsborough	24,398
Hialeah, Dade	23,447
Fort Lauderdale, Broward	16,503
Hollywood, Broward	14,291
West Palm Beach, Palm Beach	11,307
Homestead, Dade	10,981
Kissimmee, Osceola	9,789
Naples, Collier	9,294
Tallahassee, Leon	9,286
Pensacola, Escambia	8,918
Saint Petersburg, Pinellas	8,852
Pompano Beach, Broward	8,710
Fort Myers, Lee	8,211
Bradenton, Manatee	7,672
Ocala, Marion	7,485
Boca Raton, Palm Beach	6,663
Gainesville, Alachua	6,552
Lakeland, Polk	6,388
Lake Worth, Palm Beach	6,215
Sarasota, Sarasota	5,685
Miramar, Broward	4,898
Port Saint Lucie, St. Lucie	4,703
Cape Coral, Lee	4,660
Miami Gardens, Dade	4,641
Clearwater, Pinellas	4,304
Boynton Beach, Palm Beach	4,059
Lehigh Acres, Lee	3,866
Panama City, Bay	3,793
Winter Haven, Polk	3,742
Lake City, Columbia	3,512
Miami Beach, Dade	3,392
Coral Springs, Broward	3,365
Delray Beach, Palm Beach	3,114
Missing, Broward	2,901
Sunrise, Broward	2,826
Davie, Broward	2,806
Milton, Santa Rosa	2,780
Fort Pierce, St. Lucie	2,766
Miami Lakes, Dade	2,749
Saint Augustine, St. Johns	2,724
Coral Gables, Dade	2,656
Plant City, Hillsborough	2,628
Brandon, Hillsborough	2,626
Riverview, Hillsborough	2,616
Melbourne, Brevard	2,529
Daytona Beach, Volusia	2,508
Apopka, Orange	2,476
Cutler Ridge, Dade	2,390
Immokalee, Collier	2,329
Stuart, Martin	2,270
Largo, Pinellas	2,266
Live Oak, Suwannee	2,208
Vero Beach, Indian River	2,207
Missing, Dade	2,196
Sanford, Seminole	2,192



# COVID-19: characteristics of 687,656 Florida resident cases

Data through Sep 24, 2020 verified as of Sep 25, 2020 at 09:25 AM

Data in this report are provisional and subject to change.

The table below includes the cities and counties of residence for cases in Florida residents based on the patient's ZIP Code. Note that city is not always received as part of the initial notification and may be missing while the case is being investigated.

City and county	Cases
Plantation, Broward	2,178
North Miami Beach, Dade	2,135
Opa Locka, Dade	2,133
Deerfield Beach, Broward	2,128
Tamarac, Broward	2,086
Orange Park, Clay	2,070
Saint Cloud, Osceola	2,033
Jupiter, Palm Beach	2,024
New Port Richey, Pasco	1,981
Doral, Dade	1,924
Palm Bay, Brevard	1,857
Clermont, Lake	1,854
Deltona, Volusia	1,841
Weston, Broward	1,813
Margate, Broward	1,692
Palmetto, Manatee	1,671
Lake Worth Beach, Palm Beach	1,634
Spring Hill, Hernando	1,620
Deland, Volusia	1,609
Fort Walton Beach, Okaloosa	1,602
Port Charlotte, Charlotte	1,556
Davenport, Polk	1,526
Coconut Creek, Broward	1,508
Haines City, Polk	1,499
Palm Beach Gardens, Palm Beach	1,487
Winter Park, Orange	1,480
North Lauderdale, Broward	1,468
Okeechobee, Okeechobee	1,425
Winter Garden, Orange	1,422
Altamonte Springs, Seminole	1,418
Oviedo, Seminole	1,414
Hallandale, Broward	1,414
Ocoee, Orange	1,395
Arcadia, Desoto	1,377
North Miami, Dade	1,342
Palm Coast, Flagler	1,293
Quincy, Gadsden	1,293
Wellington, Palm Beach	1,283
Land O Lakes, Pasco	1,280
Bonita Springs, Lee	1,279
Palm Harbor, Pinellas	1,252
Leesburg, Lake	1,224
Ruskin, Hillsborough	1,223
Wesley Chapel, Pasco	1,223
Mayo, Lafayette	1,199
Perry, Taylor	1,184
Royal Palm Beach, Palm Beach	1,165
Valrico, Hillsborough	1,150
Oakland Park, Broward	1,141
Lutz, Hillsborough	1,140
Punta Gorda, Charlotte	1,121
Carol City, Dade	1,113
Middleburg, Clay	1,098
Pinellas Park, Pinellas	1,092
Missing, Palm Beach	1,088
Brooksville, Hernando	1,082
Clewiston, Hendry	1,075
Crossings, Dade	1,068
Seminole, Pinellas	1,056

# COVID-19: characteristics of 687,656 Florida resident cases

Data through Sep 24, 2020 verified as of Sep 25, 2020 at 09:25 AM

Data in this report are provisional and subject to change.

The table below includes the cities and counties of residence for cases in Florida residents based on the patient's ZIP Code. Note that city is not always received as part of the initial notification and may be missing while the case is being investigated.

City and county	Cases
Pembroke Pines, Broward	1,042
Longwood, Seminole	1,024
North Port, Sarasota	997
Palatka, Putnam	996
Casselberry, Seminole	996
Coconut Grove, Dade	994
Crestview, Okaloosa	992
Wimauma, Hillsborough	975
Belle Glade, Palm Beach	966
Indiantown, Martin	961
Ormond Beach, Volusia	960
Bartow, Polk	943
Century, Escambia	931
Windermere, Orange	925
Cantonment, Escambia	904
Crawfordville, Wakulla	903
Lynn Haven, Bay	903
Cocoa, Brevard	894
Sebring, Highlands	891
Biscayne Park, Dade	887
Jacksonville Beach, Duval	865
Auburndale, Polk	858
Kissimmee, Polk	855
Graceville, Jackson	841
Green Cove Springs, Clay	831
Port Orange, Volusia	829
Key West, Monroe	827
Florida City, Dade	824
Lake Mary, Seminole	821
Chipley, Washington	816
Everglades National Park, Dade	808
Lake Wales, Polk	800
Dade City, Pasco	781
Starke, Bradford	774
Marianna, Jackson	769
Hudson, Pasco	767
Gulf Breeze, Santa Rosa	763
Port Richey, Pasco	747
Zephyrhills, Pasco	746
North Fort Myers, Lee	744
Tavares, Lake	742
Panama City Beach, Bay	739
Venice, Sarasota	717
El Portal, Dade	704
Inverness, Citrus	696
Labelle, Hendry	684
Fernandina Beach, Nassau	680
Sanderson, Baker	677
Saint Johns, St. Johns	673
Tarpon Springs, Pinellas	670
Merritt Island, Brevard	663
Loxahatchee, Palm Beach	662
Aventura, Dade	659
Navarre, Santa Rosa	658
Mulberry, Polk	653
Riviera Beach, Palm Beach	650
Seffner, Hillsborough	647
Missing, Hillsborough	634
Destin, Okaloosa	628

# COVID-19: characteristics of 687,656 Florida resident cases

Data through Sep 24, 2020 verified as of Sep 25, 2020 at 09:25 AM

Data in this report are provisional and subject to change.

The table below includes the cities and counties of residence for cases in Florida residents based on the patient's ZIP Code. Note that city is not always received as part of the initial notification and may be missing while the case is being investigated.

City and county	Cases
Avon Park, Highlands	622
Sarasota, Manatee	619
Cooper City, Broward	614
Lake Butler, Union	613
Niceville, Okaloosa	610
Ponte Vedra Beach, St. Johns	608
Fleming Island, Clay	605
Wauchula, Hardee	601
Defuniak Springs, Walton	595
Jasper, Hamilton	594
Santa Rosa Beach, Walton	594
Maitland, Orange	591
Missing, Duval	586
Eustis, Lake	586
Orange City, Volusia	585
Mount Dora, Lake	583
Holiday, Pasco	583
The Villages, Sumter	581
Palm City, Martin	581
Madison, Madison	576
Coral, Dade	570
Winter Springs, Seminole	568
Olympia Heights, Dade	566
Uleta, Dade	564
Titusville, Brevard	563
Missing, Collier	556
Dover, Hillsborough	556
New Smyrna Beach, Volusia	548
Dunedin, Pinellas	544
Bonifay, Holmes	536
Rockledge, Brevard	534
Key Biscayne, Dade	532
Havana, Gadsden	528
Parrish, Manatee	524
Dania, Broward	519
Parkland, Broward	517
Missing, Orange	514
South Bay, Palm Beach	511
Gibsonton, Hillsborough	509
Groveland, Lake	507
Chattahoochee, Gadsden	491
Hobe Sound, Martin	490
Wewahitchka, Gulf	487
Odessa, Hillsborough	482
Lantana, Palm Beach	479
Cross City, Dixie	479
Moore Haven, Glades	477
Monticello, Jefferson	476
Estero, Lee	475
Pahokee, Palm Beach	465
Maccleddy, Baker	465
Missing, Polk	461
Missing, Pasco	442
Missing, St. Lucie	435
Lithia, Hillsborough	434
Pace, Santa Rosa	431
Missing, St. Johns	430
Palm Springs, Palm Beach	423
Missing, Santa Rosa	422

# COVID-19: characteristics of 687,656 Florida resident cases

Data through Sep 24, 2020 verified as of Sep 25, 2020 at 09:25 AM

Data in this report are provisional and subject to change.

The table below includes the cities and counties of residence for cases in Florida residents based on the patient's ZIP Code. Note that city is not always received as part of the initial notification and may be missing while the case is being investigated.

City and county	Cases
Lauderdale Lakes, Broward	411
Fellsmere, Indian River	408
Wildwood, Sumter	405
Alachua, Alachua	401
Bristol, Liberty	401
Sun City Center, Hillsborough	400
Crescent City, Putnam	399
Debary, Volusia	399
South Miami, Dade	399
Atlantic Beach, Duval	398
Oldsmar, Pinellas	397
Coleman, Sumter	393
Polk City, Polk	381
Carrabelle, Franklin	381
Blountstown, Calhoun	379
Pinecrest, Dade	379
Yulee, Nassau	375
Summerfield, Marion	372
Lauderhill, Broward	365
Lake Placid, Highlands	365
North Palm Beach, Palm Beach	360
Frostproof, Polk	360
Crystal River, Citrus	355
Bellevue, Marion	355
Missing, Volusia	339
Callahan, Nassau	337
Sweetwater, Dade	334
Sebastian, Indian River	332
Florida State University, Leon	330
Apollo Beach, Hillsborough	330
Bowling Green, Hardee	325
Williston, Levy	320
Dunnellon, Marion	318
Ponte Vedra, St. Johns	316
Missing, Citrus	313
Fort Meade, Polk	312
Ellenton, Manatee	309
Homosassa, Citrus	307
Hilliard, Nassau	306
Newberry, Alachua	303
Missing, Marion	301
Wilton Manors, Broward	299
Bushnell, Sumter	297
Missing, Brevard	296
Jensen Beach, Martin	295
Fisher Island, Dade	293
Safety Harbor, Pinellas	292
Lady Lake, Lake	291
Trenton, Gilchrist	289
Missing, Osceola	286
Old Town, Dixie	282
Centerville, Leon	280
Chiefland, Levy	273
Port Saint Joe, Gulf	265
Lecanto, Citrus	262
Sneads, Jackson	261
Key Largo, Monroe	259
Missing, Hernando	258
Missing, Hendry	256

# COVID-19: characteristics of 687,656 Florida resident cases

Data through Sep 24, 2020 verified as of Sep 25, 2020 at 09:25 AM

Data in this report are provisional and subject to change.

The table below includes the cities and counties of residence for cases in Florida residents based on the patient's ZIP Code. Note that city is not always received as part of the initial notification and may be missing while the case is being investigated.

City and county	Cases
Malone, Jackson	250
Beverly Hills, Citrus	247
Raiford, Union	247
Mary Esther, Okaloosa	244
Edgewater, Volusia	243
Lake Alfred, Polk	239
Freeport, Walton	237
Missing, Hardee	233
Shalimar, Okaloosa	233
Mascotte, Lake	230
Missing, Seminole	225
Missing, Madison	216
Missing, Highlands	216
Southwest Ranches, Broward	216
Keystone Heights, Clay	215
Thonotosassa, Hillsborough	214
Bronson, Levy	211
Palmetto Bay, Dade	210
Minneola, Lake	206
Jacksonville, St. Johns	204
Glen Saint Mary, Baker	203
Satellite Beach, Brevard	203
Dunnellon, Citrus	202
Marco Island, Collier	198
Spring Hill, Pasco	196
Marathon, Monroe	194
Cocoa Beach, Brevard	191
Missing, Lake	191
Belle Isle, Orange	191
Oakland, Orange	188
Citra, Marion	186
Missing, Okaloosa	184
Missing, Sarasota	183
Fort White, Columbia	182
Midway, Gadsden	182
Cottondale, Jackson	182
West Melbourne, Brevard	182
Missing, Indian River	180
Nokomis, Sarasota	180
Neptune Beach, Duval	177
Missing, Nassau	177
High Springs, Alachua	172
Sorrento, Lake	167
Myakka City, Manatee	167
Missing, Martin	166
Pierson, Volusia	165
Hernando, Citrus	162
Missing, Monroe	161
Englewood, Charlotte	156
Missing, Pinellas	155
Lake Park, Palm Beach	154
Bell, Gilchrist	154
Indialantic, Brevard	154
Missing, Lee	153
Umatilla, Lake	153
Miramar Beach, Walton	152
Clearwater Beach, Pinellas	151
Haverhill, Palm Beach	150
Missing, Desoto	150

# COVID-19: characteristics of 687,656 Florida resident cases

Data through Sep 24, 2020 verified as of Sep 25, 2020 at 09:25 AM

Data in this report are provisional and subject to change.

The table below includes the cities and counties of residence for cases in Florida residents based on the patient's ZIP Code. Note that city is not always received as part of the initial notification and may be missing while the case is being investigated.

City and county	Cases
De Leon Springs, Volusia	149
Zolfo Springs, Hardee	149
Jennings, Hamilton	147
Fruitland Park, Lake	147
Jay, Santa Rosa	147
Molino, Escambia	145
Missing, Flagler	145
Gulfport, Pinellas	141
South Daytona, Volusia	141
Tavernier, Monroe	139
Missing, Wakulla	139
Edgewood, Orange	138
Silver Springs, Marion	137
Holly Hill, Volusia	136
Lawtey, Bradford	135
Palm Beach, Palm Beach	133
Missing, Jackson	131
Bunnell, Flagler	131
Oxford, Sumter	130
Youngstown, Bay	130
Flagler Beach, Flagler	129
Englewood, Sarasota	129
Bay Harbor Islands, Dade	129
Kenneth City, Pinellas	128
Medley, Dade	128
Gretna, Gadsden	127
Branford, Suwannee	124
Tequesta, Palm Beach	122
Trinity, Pasco	121
East Palatka, Putnam	121
Greenville, Madison	119
Missing, Clay	117
Alva, Lee	117
Montverde, Lake	115
Greenwood, Jackson	115
Interlachen, Putnam	115
Archer, Alachua	112
Eagle Lake, Polk	112
Missing, Leon	112
Ocklawaha, Marion	111
Weeki Wachee, Hernando	111
Missing, Gulf	110
Altha, Calhoun	108
Missing, Gadsden	107
South Pasadena, Pinellas	104
Clair-Mel City, Hillsborough	104
Dundee, Polk	103
Floral City, Citrus	103
Missing, Levy	102
Missing, Bradford	102
Missing, Baker	102
Hawthorne, Alachua	101
Apalachicola, Franklin	100
Mims, Brevard	99
Cape Canaveral, Brevard	99
O Brien, Suwannee	98
Satsuma, Putnam	97
White Springs, Hamilton	95
Baker, Okaloosa	94

# COVID-19: characteristics of 687,656 Florida resident cases

Data through Sep 24, 2020 verified as of Sep 25, 2020 at 09:25 AM

Data in this report are provisional and subject to change.

The table below includes the cities and counties of residence for cases in Florida residents based on the patient's ZIP Code. Note that city is not always received as part of the initial notification and may be missing while the case is being investigated.

City and county	Cases
Rotunda West, Charlotte	94
Missing, Bay	94
Gotha, Orange	94
Missing, Sumter	93
Hiawassee, Orange	93
Missing, Washington	93
Missing, Manatee	93
Melbourne Beach, Brevard	92
Melrose, Putnam	91
Azalea Park, Orange	91
Webster, Sumter	89
Missing, Okeechobee	89
Southport, Bay	89
Osprey, Sarasota	88
Fort Myers Beach, Lee	86
Zellwood, Orange	85
Geneva, Seminole	84
Hastings, St. Johns	83
Missing, Walton	83
Lake Panasoffkee, Sumter	82
Chuluota, Seminole	81
Grand Ridge, Jackson	80
Missing, Calhoun	79
Grand Island, Lake	78
Ave Maria, Collier	78
Vernon, Washington	78
Reddick, Marion	78
Alford, Jackson	77
Missing, Taylor	77
Indian Harbour Beach, Brevard	77
Missing, Suwannee	77
Pomona Park, Putnam	76
Eastpoint, Franklin	74
Mcdavid, Escambia	71
San Antonio, Pasco	69
Eglin Air Force Base, Okaloosa	69
Indian Rocks Beach, Pinellas	69
Lehigh, Lee	68
Wellborn, Suwannee	68
Fountain, Bay	67
Lockhart, Orange	67
Avon Park, Polk	66
Westville, Holmes	66
Lee, Madison	66
Mcalpin, Suwannee	65
Elkton, St. Johns	65
Anthony, Marion	64
Missing, Holmes	64
Lakewood Ranch, Manatee	62
Astatula, Lake	61
West Miami, Dade	60
Morriston, Levy	60
Temple Terrace, Hillsborough	60
Ponce De Leon, Holmes	59
Celebration, Osceola	59
Surfside, Dade	58
Juno Beach, Palm Beach	58
Missing, Gilchrist	57
Missing, Alachua	57

# COVID-19: characteristics of 687,656 Florida resident cases

Data through Sep 24, 2020 verified as of Sep 25, 2020 at 09:25 AM

Data in this report are provisional and subject to change.

The table below includes the cities and counties of residence for cases in Florida residents based on the patient's ZIP Code. Note that city is not always received as part of the initial notification and may be missing while the case is being investigated.

City and county	Cases
Missing, Escambia	57
Greenacres, Palm Beach	56
Weirsdale, Marion	55
Mangonia Park, Palm Beach	55
Eatonville, Orange	55
Valparaiso, Okaloosa	55
Missing, Liberty	55
Poinciana, Polk	55
Cloud Lake, Palm Beach	55
Air Mail Facility, Dade	54
Bay Lake, Orange	54
Bryceville, Nassau	54
Missing, Dixie	53
Stock Island, Monroe	53
Inlet Beach, Walton	53
Islamorada, Monroe	53
Viera, Brevard	52
Seville, Volusia	50
Fort McCoy, Marion	50
Center Hill, Sumter	50
Hosford, Liberty	50
Sanibel, Lee	49
Bokeelia, Lee	49
Caryville, Washington	49
Howey-In-The-Hills, Lake	49
Bal Harbour, Dade	49
Citrus Springs, Citrus	49
Lake Helen, Volusia	48
Laurel Hill, Okaloosa	48
Malabar, Brevard	47
Missing, Franklin	47
Micanopy, Alachua	47
Carrollwood, Hillsborough	47
Lake Hamilton, Polk	46
Missing, Jefferson	46
Fern Park, Seminole	45
University Of FI, Alachua	44
Babson Park, Polk	44
Missing, Union	43
Sumterville, Sumter	43
Missing, Putnam	43
Atlantis, Palm Beach	42
Steinhatchee, Taylor	42
Sebastian, Brevard	42
Hallandale Beach, Broward	41
Christmas, Orange	41
Cutler Bay, Dade	40
Belleair, Pinellas	39
Lauderdale By The Sea, Broward	39
San Mateo, Putnam	39
Lady Lake, Sumter	38
Summerland Key, Monroe	38
Dinsmore, Duval	37
Welaka, Putnam	37
Osteen, Volusia	36
Holt, Okaloosa	36
Big Pine Key, Monroe	36
Brooker, Bradford	35
Madeira Beach, Pinellas	34



# COVID-19: characteristics of 687,656 Florida resident cases

Data through Sep 24, 2020 verified as of Sep 25, 2020 at 09:25 AM

Data in this report are provisional and subject to change.

The table below includes the cities and counties of residence for cases in Florida residents based on the patient's ZIP Code. Note that city is not always received as part of the initial notification and may be missing while the case is being investigated.

City and county	Cases
Princeton, Dade	34
Missing, Columbia	34
Cinco Bayou, Okaloosa	34
Hypoluxo, Palm Beach	34
Waldo, Alachua	34
Odessa, Pasco	33
Missing, Unknown	33
Greensboro, Gadsden	33
Canal Point, Palm Beach	33
Flemington, Marion	33
Sewalls Point, Martin	33
Sopchoppy, Wakulla	32
Missing, Charlotte	32
Matlacha, Lee	32
The Villages, Lake	32
Altoona, Lake	32
Yalaha, Lake	32
Astor, Lake	31
University Of Central Florida, Orange	31
Manalapan, Palm Beach	31
Barefoot Bay, Brevard	30
Saint James City, Lee	30
Destin, Walton	29
Grant-Valkaria, Brevard	29
Felda, Hendry	29
Kendall, Dade	28
Oak Hill, Volusia	28
Palm Beach Shores, Palm Beach	28
Clarksville, Calhoun	28
Campbellton, Jackson	28
Bradenton Beach, Manatee	28
Placida, Charlotte	28
Golden Beach, Dade	27
Ochopee, Collier	27
Panacea, Wakulla	27
Hampton, Bradford	27
Patrick Air Force Base, Brevard	26
Callaway, Bay	26
Holmes Beach, Manatee	26
Kindred, Osceola	26
Missing, Lafayette	26
Paisley, Lake	26
Longboat Key, Manatee	25
Naranja, Dade	25
Bascom, Jackson	25
Inglis, Levy	25
South Fort Myers, Lee	25
South Miami Heights, Dade	25
Belleair Beach, Pinellas	25
Fruit Cove, St. Johns	24
Florahome, Putnam	24
University Of South Florida, Hillsborough	24
Sunny Isles Beach, Dade	24
Palma Ceia, Hillsborough	24
Village Of Wellington, Palm Beach	23
Hollister, Putnam	23
Florida State, Leon	23
Jupiter, Martin	23
Missing, Glades	23

# COVID-19: characteristics of 687,656 Florida resident cases

Data through Sep 24, 2020 verified as of Sep 25, 2020 at 09:25 AM

Data in this report are provisional and subject to change.

The table below includes the cities and counties of residence for cases in Florida residents based on the patient's ZIP Code. Note that city is not always received as part of the initial notification and may be missing while the case is being investigated.

City and county	Cases
Ponce Inlet, Volusia	23
Florida Dept Of Corrections, Union	22
Lamont, Jefferson	22
Crystal Beach, Pinellas	22
Baldwin, Duval	21
Singer Island, Palm Beach	21
Miami Springs, Dade	20
Pinetta, Madison	20
University Of Central Fl, Orange	20
Georgetown, Putnam	19
Harmony, Osceola	19
Walnut Hill, Escambia	18
Waverly, Polk	18
Winter Park, Seminole	18
Alafaya, Orange	18
West Panama City Beach, Bay	18
Highland Beach, Palm Beach	18
Tice, Lee	17
Hialeah Gardens, Dade	17
F M, Lee	17
Fort Denaud, Hendry	17
Ona, Hardee	16
West Park, Broward	16
Terra Ceia, Manatee	16
Bellview, Escambia	16
Okahumpka, Lake	16
Miami Shores, Dade	16
Pensacola Beach, Santa Rosa	16
Lighthouse Point, Broward	16
Miami, Unknown	16
Tierra Verde, Pinellas	16
North Bay Village, Dade	15
Palm Shores, Brevard	15
Unknown, Orange	15
Lutz, Pasco	15
Saint Pete Beach, Pinellas	15
Santa Fe, Alachua	15
Balm, Hillsborough	15
Eaton Park, Polk	15
Dania Beach, Broward	15
Lorida, Highlands	14
Bay Pines, Pinellas	14
Kissimmee, Orange	14
North Redington Beach, Pinellas	14
Kinard, Calhoun	14
Intercession City, Osceola	13
Tangerine, Orange	13
Florida A And M University, Leon	13
Sydney, Hillsborough	13
Mexico Beach, Bay	13
Village Of Palmetto Bay, Dade	13
Sun City, Hillsborough	13
Tioga, Alachua	13
Ocean Ridge, Palm Beach	13
University Of Miami, Dade	13
Nocatee, Desoto	13
Bayonet Point, Pasco	12
Buena Ventura Lakes, Osceola	12
Goulds, Dade	12

# COVID-19: characteristics of 687,656 Florida resident cases

Data through Sep 24, 2020 verified as of Sep 25, 2020 at 09:25 AM

Data in this report are provisional and subject to change.

The table below includes the cities and counties of residence for cases in Florida residents based on the patient's ZIP Code. Note that city is not always received as part of the initial notification and may be missing while the case is being investigated.

City and county	Cases
Kenansville, Osceola	12
Tyndall Air Force Base, Bay	12
Palmdale, Glades	12
Florida Gulf Coast Univ, Lee	12
La Crosse, Alachua	12
Bagdad, Santa Rosa	12
Labelle, Glades	11
Kathleen, Polk	11
South Palm Beach, Palm Beach	11
Homosassa Springs, Citrus	11
Orange Lake, Marion	11
Treasure Island, Pinellas	11
Key Colony Beach, Monroe	11
Enterprise, Volusia	10
Lake Suzy, Desoto	10
Highland City, Polk	10
Cedar Key, Levy	10
Paxton, Walton	10
Unknown, Dade	10
Bonita Beach, Lee	10
North Venice, Sarasota	10
Micco, Brevard	9
Reunion, Osceola	9
Horseshoe Beach, Dixie	9
Hurlburt Field, Okaloosa	9
Dowling Park, Suwannee	9
Lulu, Columbia	9
Wabasso, Indian River	9
Branford, Lafayette	9
Aloma, Orange	8
University Of Tampa, Hillsborough	8
Poinciana, Osceola	8
Lacoochee, Pasco	8
Eloise, Polk	8
Hernando Beach, Hernando	8
Pasadena, Pinellas	8
Perrine, Dade	8
Mcintosh, Marion	8
Hialeah, Unknown	8
Sparr, Marion	8
Penney Farms, Clay	8
Lake City, Suwannee	8
Bostwick, Putnam	8
Bradley, Polk	8
Candler, Marion	7
Jacksonville, Unknown	7
Lake Como, Putnam	7
Loughman, Polk	7
Plymouth, Orange	7
Missing, Hamilton	7
Heathrow, Seminole	7
Goodland, Collier	7
Wahneta, Polk	7
Venus, Highlands	7
West Delray Beach, Palm Beach	7
Perdido Key, Escambia	7
Salt Springs, Marion	7
Gonzalez, Escambia	7
Tallevast, Manatee	7

# COVID-19: characteristics of 687,656 Florida resident cases

Data through Sep 24, 2020 verified as of Sep 25, 2020 at 09:25 AM

Data in this report are provisional and subject to change.

The table below includes the cities and counties of residence for cases in Florida residents based on the patient's ZIP Code. Note that city is not always received as part of the initial notification and may be missing while the case is being investigated.

City and county	Cases
Saint Marks, Wakulla	7
Steinhatchee, Dixie	6
Psl, Unknown	6
Earleton, Alachua	6
White Springs, Columbia	6
Gulf Breeze, Escambia	6
Indian Lake Estates, Polk	6
Univ Of Fl Student Dorms, Alachua	6
New Smyrna, Volusia	6
Nichols, Polk	6
Evinston, Alachua	6
Saint Leo, Pasco	6
Homeland, Polk	6
Trilby, Pasco	6
Palma Sola, Manatee	6
Long Boat Key, Manatee	6
Ebro, Washington	6
Hallandale Beach, Broward	6
Cortez, Manatee	5
Boca Grande, Lee	5
Mango, Hillsborough	5
Parker, Bay	5
Lake Monroe, Seminole	5
Little Torch Key, Monroe	5
Lowell, Marion	5
Hawthorne, Putnam	5
Ferndale, Lake	5
Siesta Key, Sarasota	5
Ridge Manor, Pasco	5
Bonifay, Washington	5
Murdock, Charlotte	5
Saint George Island, Franklin	5
Wausau, Washington	5
Woodville, Leon	5
Yankeetown, Levy	5
Westlake, Palm Beach	5
Anna Maria, Manatee	5
Maitland, Seminole	5
Ponce De Leon, Walton	5
Port Saint John, Brevard	5
Nobleton, Hernando	5
Northdale, Hillsborough	5
Mayport Naval Station, Duval	5
Miromar Lakes, Lee	5
Maxville, Duval	5
Gulf Hammock, Levy	5
Florida State Univ Admin, Leon	5
Rubonia, Manatee	5
Ft Pierce, St. Lucie	4
Ybor City, Hillsborough	4
Stetson University, Volusia	4
Rosemary Beach, Walton	4
Pensacola, Unknown	4
Oneco, Manatee	4
Fanning Springs, Gilchrist	4
City Of Sunrise, Broward	4
Babcock Ranch, Lee	4
Gulf Stream, Palm Beach	4
Graham, Bradford	4

# COVID-19: characteristics of 687,656 Florida resident cases

Data through Sep 24, 2020 verified as of Sep 25, 2020 at 09:25 AM

Data in this report are provisional and subject to change.

The table below includes the cities and counties of residence for cases in Florida residents based on the patient's ZIP Code. Note that city is not always received as part of the initial notification and may be missing while the case is being investigated.

City and county	Cases
Indian River Shores, Indian River	4
Hollywood, Unknown	4
International Service Center, Dade	4
Westchase, Hillsborough	4
Florida International University, Dade	4
Durant, Hillsborough	4
Altamonte Springs, Orange	4
Redington Shores, Pinellas	4
Long Key, Monroe	4
Duette, Manatee	4
Cudjoe Key, Monroe	4
Fort Charlotte, Charlotte	4
Alturas, Polk	4
Champions Gate, Polk	4
Chokoloskee, Collier	4
Green Acres, Palm Beach	4
Quail Heights, Dade	4
Ponte Vedra, Duval	4
Saint Lucie West, St. Lucie	4
University Park, Manatee	4
The Villages, Marion	4
Belleair Bluffs, Pinellas	4
Apopka, Seminole	4
Laud-By-The-Sea, Broward	4
Valkaria, Brevard	4
Pembroke Park, Broward	4
Mayport, Duval	4
Shady Grove, Taylor	4
Buckingham, Lee	4
Graceville, Holmes	3
Jacksonville, Clay	3
Florence Villa, Polk	3
Pine Hills, Orange	3
Indian Shores, Pinellas	3
Lynbrook, Broward	3
Hallandale Beach, Unknown	3
Jensen Beach, St. Lucie	3
Brooksville, Pasco	3
Captiva, Lee	3
Fort Lauderdale, Unknown	3
Trenton, Levy	3
Putnam Hall, Putnam	3
Orlando, Unknown	3
Forest City, Orange	3
Fort Ogden, Desoto	3
Davenport, Osceola	3
Telogia, Liberty	3
Orlando, Brevard	3
Everglades City, Collier	3
Eglin, Okaloosa	3
Grove City, Charlotte	3
East Lake, Marion	3
Crystal Springs, Pasco	3
Daytona Beach Shores, Volusia	3
Deer Island, Lake	3
Cottdonale, Washington	3
Bayshore Gardens, Manatee	3
Margate, Unknown	3
Lealman, Pinellas	3

# COVID-19: characteristics of 687,656 Florida resident cases

Data through Sep 24, 2020 verified as of Sep 25, 2020 at 09:25 AM

Data in this report are provisional and subject to change.

The table below includes the cities and counties of residence for cases in Florida residents based on the patient's ZIP Code. Note that city is not always received as part of the initial notification and may be missing while the case is being investigated.

City and county	Cases
Port Salerno, Martin	3
Basinger, Okeechobee	3
Celebration, Orange	3
Citrus Hills, Citrus	3
Leisure City, Dade	3
Lauderhill, Unknown	3
El Jobean, Charlotte	3
Point Washington, Walton	3
Roseland, Indian River	3
West Palm Beach, Unknown	3
Virginia Gardens, Dade	3
Vernon, Bay	3
Holder, Citrus	3
Braden River, Manatee	3
Fpo, Duval	3
Elfers, Pasco	3
Cypress Gardens, Polk	3
Mayport Naval Housing, Duval	3
Mount Plymouth, Lake	3
Salem, Taylor	3
Pine Castle, Orange	3
Ozona, Pinellas	3
Sugarloaf, Monroe	3
Cypress, Jackson	3
Clarcona, Orange	3
San Carlos Park, Lee	3
Shady Hills, Pasco	3
Morrison, Marion	3
Lakeshore, Polk	3
Miami Gardens, Unknown	3
Mesa, Unknown	2
Jacksonville Naval Hospital, Duval	2
Longboat Key, Sarasota	2
Ormond Beach, Flagler	2
Sorrento, Orange	2
Pompano Beach, Unknown	2
Bayou George, Bay	2
Clewiston, Palm Beach	2
Champions Gate, Osceola	2
Deerfield Beach, Unknown	2
Lamont, Taylor	2
Miccosukee, Leon	2
Milligan, Okaloosa	2
Glenwood, Volusia	2
High Springs, Gilchrist	2
Unknown, Seminole	2
Nalcrest, Polk	2
Samoset, Manatee	2
Sarasota, Unknown	2
Union Park, Orange	2
St Cloud, Orange	2
Orange Springs, Marion	2
Oakland Park, Unknown	2
Hillsboro Beach, Broward	2
Wakulla Springs, Wakulla	2
Sugarloaf Key, Monroe	2
Sand Lake, Orange	2
Mount Dora, Orange	2
Haines City, Orange	2

# COVID-19: characteristics of 687,656 Florida resident cases

Data through Sep 24, 2020 verified as of Sep 25, 2020 at 09:25 AM

Data in this report are provisional and subject to change.

The table below includes the cities and counties of residence for cases in Florida residents based on the patient's ZIP Code. Note that city is not always received as part of the initial notification and may be missing while the case is being investigated.

City and county	Cases
Lake Butler, Bradford	2
Jonesville, Alachua	2
Laurel Hill, Walton	2
Miami, Martin	2
Miramar, Unknown	2
Dade City, Hernando	2
Bella Collina, Lake	2
Redington Beach, Pinellas	2
Madison, Unknown	2
Alligator Point, Wakulla	2
Bonita Springs, Collier	2
Destin, Unknown	2
Florida Power & Light Co, Dade	2
Gibsonia, Polk	2
Town N Country, Hillsborough	2
Wewahitchka, Calhoun	2
Scottsmoor, Brevard	2
Brewton, Escambia	2
Caryville, Holmes	2
Cassadaga, Volusia	2
Lake Harbor, Palm Beach	2
Lanark Village, Franklin	2
Palm City, St. Lucie	2
Niceville, Walton	2
None, Dade	2
Port Charlotte, Unknown	2
Ramrod Key, Monroe	2
Seven Springs, Pasco	2
River Ranch, Polk	2
Upper Key Largo, Monroe	2
Fairfield, Marion	2
Archer, Levy	2
Loxahatchee Groves, Palm Beach	2
West Bradenton, Manatee	2
Ludlam, Dade	2
Laurel, Sarasota	2
Oklawaha, Marion	2
Tarpon Springs, Pasco	2
Tampa, Pinellas	2
Watersound, Walton	2
Sunny Hills, Washington	2
Switzerland, St. Johns	2
Clermont, Polk	2
Doctors Inlet, Clay	2
Hollywood, Dade	2
Inlet Beach, Bay	2
Grandin, Putnam	2
White City, Gulf	2
Worthington Springs, Union	1
Weston, Dade	1
Wesley Chapel, Alachua	1
Tewksbury, Orange	1
Hispanic, St. Lucie	1
Fort Pierce, Martin	1
Kissimmee, Brevard	1
Dade City, Hillsborough	1
Dallas, Lee	1
Deland, Lake	1
Estero, Collier	1

# COVID-19: characteristics of 687,656 Florida resident cases

Data through Sep 24, 2020 verified as of Sep 25, 2020 at 09:25 AM

Data in this report are provisional and subject to change.

The table below includes the cities and counties of residence for cases in Florida residents based on the patient's ZIP Code. Note that city is not always received as part of the initial notification and may be missing while the case is being investigated.

City and county	Cases
Fellsmeele, Brevard	1
Boca Raton, Unknown	1
Aollywoss, Dade	1
Beverly Beach, Flagler	1
Clermont, Orange	1
Carol Stream, Orange	1
99, Unknown	1
Tampa Palms, Hillsborough	1
South Daytona Beach, Volusia	1
San Antonio, Unknown	1
Olustee, Baker	1
Opalocka, Dade	1
Okeechobee, St. Lucie	1
Riverview, Unknown	1
Lecanto, Marion	1
Miamf, Dade	1
Pine Ridge, Citrus	1
Pineland, Lee	1
West Villages, Sarasota	1
Washington, Unknown	1
Lake Geneva, Clay	1
Immokalee, Lee	1
Homeless, Polk	1
Harrison, Pinellas	1
Hailandale, Unknown	1
Boca Raton, Orange	1
Fort Myers, Unknown	1
Fort Pierce, Unknown	1
Coconut Creek, Unknown	1
Davenport, Orange	1
Unkown, Seminole	1
Tallahassee, Unknown	1
South Miami, Unknown	1
Spring Hill , Hernando	1
Stuart, St. Lucie	1
Saint Augusaintine Beach, St. Johns	1
Saint Augustine Beach, St. Johns	1
Port Everglades, Broward	1
Port Saint Lucie, Martin	1
Newark, Broward	1
Peoria, Unknown	1
Orlando, Lake	1
Middlesburg, Duval	1
Miami, Palm Beach	1
Mount Pleasant, Gadsden	1
Los Angeles, Polk	1
Miami Granders, Dade	1
Green, Clay	1
Fwb, Unknown	1
Gastonia, Polk	1
Goldenrod, Seminole	1
Grand Island, Unknown	1
Hialean, Unknown	1
Hilliard, Dade	1
Holt, Unknown	1
Bartow, Unknown	1
Boca Rotan, Unknown	1
Cosselberry, Orange	1
Crestview, Dade	1



# COVID-19: characteristics of 687,656 Florida resident cases

Data through Sep 24, 2020 verified as of Sep 25, 2020 at 09:25 AM

Data in this report are provisional and subject to change.

The table below includes the cities and counties of residence for cases in Florida residents based on the patient's ZIP Code. Note that city is not always received as part of the initial notification and may be missing while the case is being investigated.

City and county	Cases
Dania, Unknown	1
Darien, Pasco	1
Deltona , Volusia	1
Duke Field Air Force Station, Okaloosa	1
Dunnellon, Levy	1
Sea Ranch Lakes, Broward	1
Saint Petersburg, Dade	1
San Pedro Sula, Dade	1
Rosemary Beach, Bay	1
Port Charlotte Fl, Unknown	1
Seminole, Orange	1
Wimauma, Manatee	1
Wayne, Dade	1
Sumatra, Liberty	1
Palm Coast, Orange	1
Opa Locka, Unknown	1
Orange, Orange	1
Orl, Orange	1
Wilbur By The Sea, Volusia	1
Winterpark, Unknown	1
Unknown Out Of Area, Duval	1
Fortlauderdale, Unknown	1
Ft Pierce, Unknown	1
Garland, Orange	1
Eustic, Unknown	1
Everett, Dade	1
Fl State Lot, Leon	1
Hallandate Ben, Unknown	1
Greenacres, Unknown	1
Homeless, Dade	1
Hickory, Lee	1
Hialeah, Broward	1
Chattanooga, Dade	1
Bryn Mawr, Palm Beach	1
Alys Beach, Bay	1
Amelia City, Nassau	1
Apopka, Unknown	1
Bellmore, Orange	1
Melrose, Bradford	1
Miamt, Dade	1
Mid Florida, Seminole	1
Live Oak, Columbia	1
Lauderdale Hill, Unknown	1
Jacksonville, Dade	1
Innovation, Pasco	1
San Diego, Unknown	1
Pt St Lucie, St. Lucie	1
Tampa, Orange	1
Orlando, Orange	1
Palm City, Unknown	1
Ocala, Unknown	1
Ocean Breeze, Martin	1
N/A, Duval	1
Apo, Collier	1
Arcadia, Unknown	1
Astor, Volusia	1
At Large, Broward	1
Austin, Dade	1
Big Torch Key, Monroe	1

# COVID-19: characteristics of 687,656 Florida resident cases

Data through Sep 24, 2020 verified as of Sep 25, 2020 at 09:25 AM

Data in this report are provisional and subject to change.

The table below includes the cities and counties of residence for cases in Florida residents based on the patient's ZIP Code. Note that city is not always received as part of the initial notification and may be missing while the case is being investigated.

City and county	Cases
Bonifay, Unknown	1
East Rockland Key, Monroe	1
Fort Lauderdale, Dade	1
Marathon Shores, Monroe	1
Litchfield Park, Unknown	1
Julington Creek, St. Johns	1
Jupiter Island, Martin	1
Lake Worth, Unknown	1
Jena, Taylor	1
Na, Dade	1
Okeechobee, Highlands	1
Orange Park, Duval	1
Orlando, Osceola	1
Palatka, Marion	1
Seacrest, Bay	1
Stiamk, Dade	1
Port St Luice, Unknown	1
Port St. Lucie, St. Lucie	1
Pensacola Naval Hospital, Escambia	1
Tavares, Unknown	1
Temple, Palm Beach	1
Webster, Hernando	1
Unknown, Duval	1
Venice, Dade	1
West Hollywood, Broward	1
Weston, Unknown	1
Winter Springs, Orange	1
Vernon, Walton	1
Unknown, Manatee	1
Windermere, Unknown	1
Xifamk, Dade	1
Greenville, Taylor	1
Island Grove, Alachua	1
Jupiter Inlet, Palm Beach	1
Indian Rock Beach, Pinellas	1
Lauderdale Lakes, Unknown	1
Kilgore, Dade	1
Metter, Manatee	1
Mexico Beach, Gulf	1
Miami Dade, Unknown	1
Dade City, Unknown	1
Crestview, Walton	1
Fellsmere, Brevard	1
Fernandina, Nassau	1
Okeechobi, Unknown	1
North Lauderdale, Unknown	1
North Porte, Unknown	1
Notrealville, Polk	1
North Port, Manatee	1
Mount, Lake	1
Miami, Broward	1
Miamksaohes, Dade	1
Twentynine Palms, Broward	1
Sunrise, Unknown	1
Suwannee, Dixie	1
Syracuse, Unknown	1
Seguin, Unknown	1
Seacrest, Walton	1
San Fernando, Unknown	1

# COVID-19: characteristics of 687,656 Florida resident cases

Data through Sep 24, 2020 verified as of Sep 25, 2020 at 09:25 AM

Data in this report are provisional and subject to change.

The table below includes the cities and counties of residence for cases in Florida residents based on the patient's ZIP Code. Note that city is not always received as part of the initial notification and may be missing while the case is being investigated.

City and county	Cases
San Marcos, Unknown	1
Plantation, Leon	1
Pooler, Broward	1
Panomo City, Bay	1
Pensacola, Dade	1
Northport, Sarasota	1
Other, Dade	1
Orchid, Indian River	1
Orl, Osceola	1
Pass-A-Grille Beach, Pinellas	1
Pensacola Beach, Escambia	1
Rocky Point, Hillsborough	1
Saint Johns, Duval	1
Westville, Walton	1
Venetian Islands, Dade	1
Venice, Manatee	1
Tamarac, Dade	1
Unkn, Duval	1
Hoclywsod, Dade	1
Istachatta, Hernando	1
Kenilworth, Leon	1
Lakeland, Unknown	1
Layton, Monroe	1
Los Angeles, Dade	1
Mckinney, Broward	1
Miamc, Dade	1
Coconut Ck, Unknown	1
Carl Fisher, Dade	1
Brooklyn, Lee	1
Apollo Beach, Manatee	1
Alpharetta, Broward	1
Garden City, Alachua	1
Franklin, Unknown	1
Hallandale, Unknown	1
Homeless, Hillsborough	1
Homeless, Pinellas	1
Hutchinson Island, St. Lucie	1
Cincinnati, Dade	1
Cape Haze, Charlotte	1
Branford, Gilchrist	1
Davie, Unknown	1
Alva, Escambia	1
Babcock Ranch, Charlotte	1
Baker, Santa Rosa	1
Duck Key, Monroe	1
Hosford, Calhoun	1
Indian Creek Village, Dade	1
Hialeahgardens, Dade	1
Interlachen, Duval	1
Jacksonville Naval Air Station, Duval	1
Kissimmee, Unknown	1
Perth Amboy, Hillsborough	1
Panama City, Unknown	1
Punta Gorda, Unknown	1
Saint Lucie Village, St. Lucie	1
Sharpes, Brevard	1
Sunrtise, Dade	1
Unknown, Unknown	1
Oldsray, Manatee	1

# COVID-19: characteristics of 687,656 Florida resident cases

Data through Sep 24, 2020 verified as of Sep 25, 2020 at 09:25 AM

Data in this report are provisional and subject to change.

The table below includes the cities and counties of residence for cases in Florida residents based on the patient's ZIP Code. Note that city is not always received as part of the initial notification and may be missing while the case is being investigated.

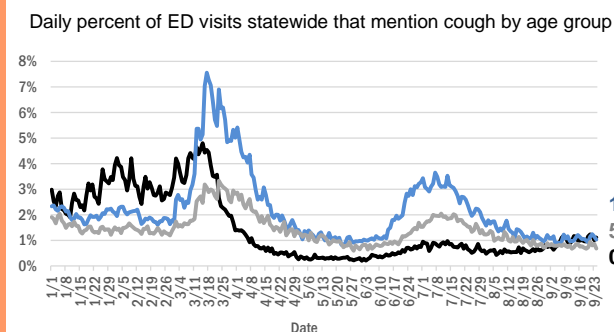
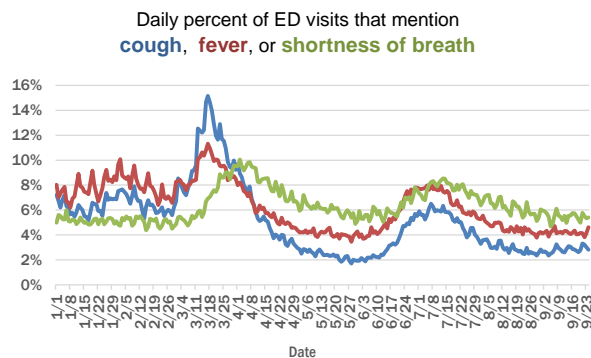
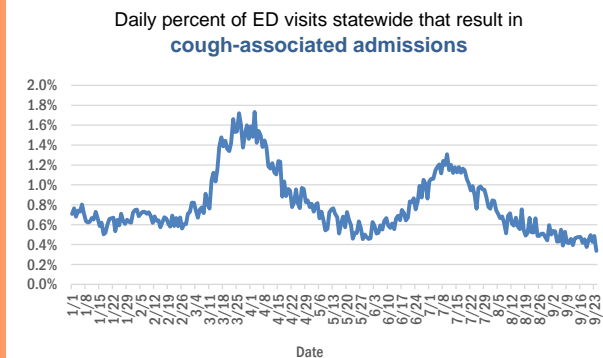
City and county	Cases
North Fort Myers, Charlotte	1
North Laud, Unknown	1
Monroe, Hillsborough	1
Lucedale, St. Lucie	1
Jacksonville, Nassau	1
Miramar, Dade	1
Unk, Alachua	1
Watersound, Bay	1
Vero Beach, Unknown	1
Wtixrat, Dade	1
Yeehaw, Okeechobee	1
<b>Total</b>	<b>687,656</b>

# COVID-19: additional surveillance information

Data through Sep 24, 2020 verified as of Sep 25, 2020 at 09:25 AM

Data in this report are provisional and subject to change.

## Statewide emergency department (ED) chief complaint and admission data



The Electronic Surveillance System for the Early Notification of Community-Based Epidemics (ESSENCE-FL) includes chief complaint data from 211 of 212 Florida EDs. Data are transmitted electronically to ESSENCE-FL daily or hourly.

# COVID-19: All Florida residents with test results reported

Data through Sep 24, 2020 verified as of Sep 25, 2020 at 09:25 AM

Data in this report are provisional and subject to change.

The table below includes persons with laboratory results that the Department of Health has received electronically or by mail/fax for Florida residents.

County	Awaiting testing	Inconclusive	Negative	Positive	Percent positive	Total tested
Dade	538	2,007	733,183	167,677	19%	902,867
Broward	105	885	481,732	75,872	14%	558,489
Palm Beach	296	623	315,461	45,622	13%	361,706
Hillsborough	383	535	271,587	41,300	13%	313,422
Orange	437	302	304,770	39,271	11%	344,343
Duval	237	248	240,204	29,630	11%	270,082
Pinellas	10	138	195,624	21,696	10%	217,458
Lee	25	112	122,519	19,929	14%	142,560
Polk	77	107	113,681	19,574	15%	133,362
Collier	50	96	65,435	12,500	16%	78,031
Osceola	220	135	70,380	12,273	15%	82,788
Manatee	20	78	93,978	11,275	11%	105,331
Escambia	4	57	76,778	11,085	13%	87,920
Volusia	90	117	83,687	10,668	11%	94,472
Leon	16	143	76,615	10,059	12%	86,817
Marion	14	112	63,006	9,609	13%	72,727
Pasco	139	56	80,937	9,039	10%	90,032
Seminole	163	68	74,670	8,912	11%	83,650
Brevard	24	59	95,948	8,701	8%	104,708
Sarasota	23	64	85,185	8,000	9%	93,249
St. Lucie	261	50	52,601	7,925	13%	60,576
Alachua	30	29	89,390	7,887	8%	97,306
Lake	183	105	77,016	7,369	9%	84,490
Bay	17	67	28,172	5,901	17%	34,140
Santa Rosa	37	38	30,997	5,230	14%	36,265
St. Johns	23	36	50,240	5,132	9%	55,408
Clay	27	26	42,574	4,951	10%	47,551
Okaloosa	42	49	32,049	4,844	13%	36,942
Martin	48	47	30,115	4,828	14%	34,990
Columbia	4	56	13,477	3,744	22%	17,277
Indian River	54	19	32,106	3,144	9%	35,269
Hernando	4	18	24,419	3,089	11%	27,526
Charlotte	8	38	30,112	3,005	9%	33,155
Jackson	28	12	13,812	2,762	17%	16,586
Gadsden	4	38	13,731	2,762	17%	16,531
Citrus	56	10	23,110	2,714	11%	25,834
Suwannee	4	49	8,375	2,657	24%	11,081
Sumter	28	30	21,551	2,201	9%	23,782
Highlands	11	10	18,730	2,116	10%	20,856
Putnam	16	12	15,067	2,105	12%	17,184
Hendry		19	8,028	2,061	20%	10,108
Nassau	47	18	18,577	1,932	9%	20,527
Monroe	47	12	15,707	1,798	10%	17,517
Walton	1	34	11,162	1,775	14%	12,971
Flagler	11	17	18,387	1,701	8%	20,105
Desoto	6	8	9,452	1,553	14%	11,013
Okeechobee	4	13	9,427	1,518	14%	10,958

# COVID-19: All Florida residents with test results reported

Data through Sep 24, 2020 verified as of Sep 25, 2020 at 09:25 AM

Data in this report are provisional and subject to change.

The table below includes persons with laboratory results that the Department of Health has received electronically or by mail/fax for Florida residents.

County	Awaiting testing	Inconclusive	Negative	Positive	Percent positive	Total tested
Baker	35	26	6,375	1,448	18%	7,849
Hardee	3	9	6,508	1,324	17%	7,841
Taylor	7	28	5,180	1,314	20%	6,522
Lafayette	3	13	1,461	1,234	46%	2,708
Wakulla	3	40	8,999	1,112	11%	10,151
Bradford	2	21	5,638	1,080	16%	6,739
Washington	12	20	5,870	1,057	15%	6,947
Levy		8	7,398	1,017	12%	8,423
Madison	1	11	5,042	997	16%	6,050
Union		17	8,674	926	10%	9,617
Gulf	4	6	4,848	865	15%	5,719
Hamilton	1	2	4,651	843	15%	5,496
Dixie		12	4,432	830	16%	5,274
Holmes	2	10	4,539	730	14%	5,279
Calhoun	1	10	4,322	611	12%	4,943
Franklin	4	11	4,310	609	12%	4,930
Jefferson		15	3,223	544	14%	3,782
Glades		1	940	523	36%	1,464
Liberty			2,997	510	15%	3,507
Gilchrist	1	9	4,125	507	11%	4,641
Unknown	1	36	14,199	179	1%	14,414
<b>Total</b>	<b>3,952</b>	<b>7,107</b>	<b>4,497,495</b>	<b>687,656</b>	<b>13%</b>	<b>5,192,258</b>

# COVID-19: testing by laboratory

Data through Sep 24, 2020 verified as of Sep 25, 2020 at 09:25 AM

Data in this report are provisional and subject to change.

The numbers in the table below represent the number of Florida and non-Florida residents for whom test results were received by the Department of Health. A person can be tested by more than one laboratory and can have both positive and negative results. **Therefore, the sum of the numbers in each column will be larger than the total number of people tested.**

Reporting lab	Inconclusive	Negative	Positive	Percent positive	Total
LABORATORY CORPORATION OF AMERICA	1,564	911,957	119,328	12%	1,032,849
QUEST DIAGNOSTICS - TAMPA	7,315	823,580	118,213	12%	949,108
BIO REFERENCE LABORATORIES, INC	7,097	566,374	108,315	16%	681,786
GENETWORKX	662	390,609	32,878	8%	424,149
CURATIVE LABS	5,750	359,501	36,971	9%	402,222
REALTOX LABS LLC	3,367	266,111	45,729	15%	315,207
ELABNETWORK	936	118,646	9,844	8%	129,426
NORTHWEST LABORATORY	236	118,114	6,286	5%	124,636
ADVENT HEALTH LAB	112	101,338	14,173	12%	115,623
MAKO GENOMICS	5,278	89,590	15,419	14%	110,287
MEDICAL DIAGNOSTIC LABORATORIES	899	92,532	13,335	12%	106,766
KORVALABS, INC	1,239	88,662	4,487	5%	94,388
MAYO CLINIC LABORATORIES	222	78,069	7,857	9%	86,148
BIOCOLLECTIONS WORLDWIDE, INC	466	69,086	10,257	13%	79,809
MEMORIAL REGIONAL HOSPITAL SOUTH	22	61,224	13,878	18%	75,124
BAYCARE LABORATORIES LLC	378	68,294	6,141	8%	74,813
BPHL-JACKSONVILLE	17	62,461	10,661	15%	73,139
QUEST DIAGNOSTICS NICHOLS INSTITUTE, INC.	329	63,619	8,200	11%	72,148
RCA LABORATORY SERVICES, LLC		68,782	3,013	4%	71,795
SACRED HEART HOSPITAL LABORATORY	2	58,726	7,204	11%	65,932
Florida_Hospital	60	51,683	5,521	10%	57,264
UF PATHLABS	33	50,265	3,424	6%	53,722
DIATHERIX LABORATORIES		46,918	6,471	12%	53,389
TAMPA GENERAL HOSPITAL	4	49,490	3,723	7%	53,217
ORLANDO REG MED CENTER CLINICAL LAB	520	46,601	6,076	11%	53,197
BPHL-MIAMI	221	40,689	8,527	17%	49,437
TESTING MATTERS INC		41,825	5,272	11%	47,097
SUNPATH MEDICAL DIAGNOSTICS LABORATORY	362	39,063	5,981	13%	45,406
ARUP LABORATORIES		41,608	2,641	6%	44,249
IMPACT HEALTH BIOMETRIC TESTING, INC	348	37,730	4,667	11%	42,745
BPHL-TAMPA (SPECTRUM BLVD)	45	35,730	5,859	14%	41,634
VIRACOR-EUROFINS LABORATORIES		30,614	9,058	23%	39,672
JACKSON MEMORIAL HOSPITAL CLINICAL LAB	79	32,246	7,270	18%	39,595
HELIX	321	33,024	4,232	11%	37,577
ST VINCENT'S MEDICAL CENTER - RIVERSIDE	1	32,405	3,776	10%	36,182
SHANDS AT THE UNIVERSITY OF FLORIDA	235	33,504	1,947	5%	35,686
LAKELAND REGIONAL MEDICAL CENTER	88	29,722	3,427	10%	33,237
AIT LABORATORIES		29,131	3,280	10%	32,411
AMERICAN HEALTH ASSOCIATES	8	29,015	2,702	9%	31,725
AKESOGEN		24,644	3,549	13%	28,193
TALLAHASSEE MEMORIAL HOSPITAL	102	21,273	2,647	11%	24,022
CAPE CORAL HOSPITAL CLINICAL LABORATORY	3	19,847	3,294	14%	23,144
WALGREENS	16	19,230	3,292	15%	22,538
BAPTIST HOSPITAL OF MIAMI CLINICAL LABORATORY	44	17,215	3,187	16%	20,446
BAPTIST MEDICAL CENTER JACKSONVILLE	1	19,211	1,224	6%	20,436
BROWARD GENERAL MEDICAL CENTER-CLINICAL LAB	2	18,090	2,175	11%	20,267



# COVID-19: testing by laboratory

Data through Sep 24, 2020 verified as of Sep 25, 2020 at 09:25 AM

Data in this report are provisional and subject to change.

The numbers in the table below represent the number of Florida and non-Florida residents for whom test results were received by the Department of Health. A person can be tested by more than one laboratory and can have both positive and negative results. **Therefore, the sum of the numbers in each column will be larger than the total number of people tested.**

Reporting lab	Inconclusive	Negative	Positive	Percent positive	Total
SHANDS JACKSONVILLE MEDICAL CENTER INC	32	17,060	1,542	8%	18,634
APPLIED INGENUITY DIAGNOSTICS LLC		16,035	925	5%	16,960
SARASOTA MEMORIAL HOSPITAL MAIN LAB	12	15,704	1,189	7%	16,905
UNIVERSITY OF MIAMI HOSPITAL	10	15,017	1,850	11%	16,877
NIZNIK LAB CORP	348	11,454	5,063	30%	16,865
ADVENTHEALTH DAYTONA BEACH	32	15,602	1,147	7%	16,781
ECCO LAB GROUP CO	286	13,157	3,160	19%	16,603
FLORIDA HOSPITAL - TAMPA	37	14,297	1,357	9%	15,691
STATLAB_MOBILE	1	14,070	1,377	9%	15,448
PALMETTO GENERAL HOSPITAL LAB	3	11,166	2,992	21%	14,161
MOUNT SINAI MEDICAL CENTER	7	12,763	1,373	10%	14,143
NICKLAUS CHILDREN'S HOSPITAL	41	11,657	2,441	17%	14,139
ST JOSEPHS HOSPITAL LABORATORY	12	12,160	1,728	12%	13,900
MILLENNIUM PHYSICIAN GROUP		11,693	2,142	15%	13,835
NAPLES COMMUNITY HOSPITAL	48	12,347	1,406	10%	13,801
ACCESS DX LABORATORY	157	12,034	1,461	11%	13,652
NORTH FLORIDA REGIONAL MEDICAL CENTER		11,953	1,369	10%	13,322
CLEVELAND CLINIC HOSPITAL LAB	4	11,133	1,222	10%	12,359
BIOCERNA LABS	417	10,039	1,545	13%	12,001
FULGENT DIAGNOSTICS LABORATORY	240	10,826	861	7%	11,927
JFK MEDICAL CENTER LAB	1	10,085	1,682	14%	11,768
BRANDON REGIONAL HOSPITAL		10,087	1,621	14%	11,708
SOUTH MIAMI HOSPITAL LAB	22	10,250	1,360	12%	11,632
ABL MEDICAL CARE LLC	1	10,567	999	9%	11,567
SAINT MARY'S MEDICAL CENTER	15	9,740	1,391	12%	11,146
JUPITER MEDICAL CENTER LAB	43	9,895	1,118	10%	11,056
LARKIN COMMUNITY HOSPITAL INC DBA CARDIOTROPIC		6,822	3,624	35%	10,446
INTEGRATED REGIONAL LABORATORIES LLP		8,593	1,626	16%	10,219
INDIAN RIVER MEDICAL CENTER LAB		9,626	572	6%	10,198
DRS CLACK SPENCER WHITE & MCCORMACK PA D/B/A		9,148	885	9%	10,033
WELLINGTON REGIONAL MED CTR LAB	4	8,708	1,231	12%	9,943
MORTON PLANT HOSPITAL-ADLER INSTITUTE	8	9,198	678	7%	9,884
QUEST NEW ENGLAND	35	8,823	1,012	10%	9,870
FLORIDA HOSPITAL WATERMAN LABORATORY	69	8,955	742	8%	9,766
QUEST DIAGNOSTICS INFECTIOUS DISEASE INC	56	7,611	1,707	18%	9,374
PANCARE OF FLORIDA INC		8,197	710	8%	8,907
LEESBURG REGIONAL MEDICAL CENTER		7,972	878	10%	8,850
LABCORP BURLINGTON (LPP)	4	8,294	441	5%	8,739
MEMORIAL REGIONAL HOSPITAL CLINICAL LABORATORY	9	7,871	578	7%	8,458
HOMESTEAD HOSPITAL CLINICAL LABORATORY	15	6,651	1,728	21%	8,394
ARNOLD PALMER MEDICAL CENTER CLINICAL LAB		8,006	282	3%	8,288
COAST DIAGNOSTICS LLC	20	7,317	551	7%	7,888
LARKIN COMMUNITY HOSPITAL	10	6,678	1,166	15%	7,854
DELRAY MEDICAL CENTER	3	6,998	802	10%	7,803

# COVID-19: testing by laboratory

Data through Sep 24, 2020 verified as of Sep 25, 2020 at 09:25 AM

Data in this report are provisional and subject to change.

The numbers in the table below represent the number of Florida and non-Florida residents for whom test results were received by the Department of Health. A person can be tested by more than one laboratory and can have both positive and negative results. **Therefore, the sum of the numbers in each column will be larger than the total number of people tested.**

Reporting lab	Inconclusive	Negative	Positive	Percent positive	Total
OSCEOLA REGIONAL MEDICAL CENTER	1	6,615	1,127	15%	7,743
BOSTON HEART DIAGNOSTICS CORP		6,626	1,056	14%	7,682
WEST KENDALL BAPTIST HOSPITAL LABORATORY	6	6,124	1,486	20%	7,616
LAWNWOOD REGIONAL MEDICAL CENTER	1	6,513	1,036	14%	7,550
MEMORIAL HOSPITAL JACKSONVILLE	8	5,858	1,455	20%	7,321
Lee Memorial Hospital		5,617	1,631	23%	7,248
ST ANTHONY'S HOSPITAL LAB	11	6,404	802	11%	7,217
WINTER HAVEN HOSPITAL CLINICAL LABORATORY	1	6,018	1,120	16%	7,139
REAL DIAGNOSTICS	77	6,556	473	7%	7,106
AEGIS SCIENCES CORPORATION	30	6,424	608	9%	7,062
BAPTIST MEDICAL CENTER SOUTH		6,391	478	7%	6,869
PATIENTS FIRST LAKE ELLA MEDICAL CENTER PA		4,998	1,853	27%	6,851
BAPTIST HOSPITAL OF MIAMI MOLECULAR DIAGNOSTICS	58	5,844	847	13%	6,749
GOOD SAMARITAN MEDICAL CENTER LAB	1	5,677	965	15%	6,643
LUMINUS DIAGNOSTICS		5,985	518	8%	6,503
ST JOSEPHS HOSPITAL	7	5,662	788	12%	6,457
BETHESDA HOSPITAL EAST		5,814	640	10%	6,454
QUEST DIAGNOSTICS - WEST HILLS	21	6,156	233	4%	6,410
ORANGE PARK MEDICAL CENTER	9	5,147	1,250	20%	6,406
MEASE COUNTRYSIDE LAB	1	5,822	571	9%	6,394
GULF COAST MEDICAL CENTER MICROLAB		4,733	1,435	23%	6,168
EXACT SCIENCES LABORATORIES		5,695	414	7%	6,109
HALIFAX MEDICAL CENTER LAB	28	5,022	813	14%	5,863
FLORIDA HOSPITAL HEARTLAND MED CTR CLINICAL LAB	33	5,211	610	10%	5,854
MANATEE MEMORIAL HOSPITAL		5,309	521	9%	5,830
WEST FLORIDA HOSPITAL LAB		4,651	1,147	20%	5,798
BAPTIST HOSPITAL LABORATORY	4	4,864	875	15%	5,743
QUEST DIAGNOSTICS	4	5,233	437	8%	5,674
WEST BOCA MEDICAL CENTER LAB		5,134	518	9%	5,652
THE VILLAGES REGIONAL HOSPITAL		5,219	389	7%	5,608
CORAL GABLES HOSPITAL CLINICAL LABORATORY		4,353	1,127	21%	5,480
ADVENTHEALTH WESLEY CHAPEL	14	5,024	416	8%	5,454
WESTSIDE REGIONAL MED CTR	2	4,466	974	18%	5,442
INGENIOUS PERSONALIZED MEDICINE	56	4,143	1,234	23%	5,433
LARGO MEDICAL CENTER		4,775	633	12%	5,408
QUEST DIAGNOSTICS NICHOLS INSTITUTE - SJC (ELR)	31	4,616	741	14%	5,388
PALM BEACH GARDENS MEDICAL CTR LAB		4,874	473	9%	5,347
HEALTH PARK MEDICAL CENTER CLINICAL LAB		4,404	930	17%	5,334
NORTHWEST MEDICAL CENTER	1	4,270	1,058	20%	5,329
OAK HILL HOSPITAL		4,717	585	11%	5,302
AVECINA MEDICAL OAKLEAF	1	4,683	606	11%	5,290
DOCTORS HOSPITAL	3	4,270	941	18%	5,214
NCH NORTH NAPLES HOSPITAL LAB	11	4,397	671	13%	5,079
MERCY HOSPITAL A CAMPUS OF PLANTATION GEN HOSP LAB	1	3,881	1,182	23%	5,064

# COVID-19: testing by laboratory

Data through Sep 24, 2020 verified as of Sep 25, 2020 at 09:25 AM

Data in this report are provisional and subject to change.

The numbers in the table below represent the number of Florida and non-Florida residents for whom test results were received by the Department of Health. A person can be tested by more than one laboratory and can have both positive and negative results. **Therefore, the sum of the numbers in each column will be larger than the total number of people tested.**

Reporting lab	Inconclusive	Negative	Positive	Percent positive	Total
Capital Regional Medical Ctr		4,022	1,021	20%	5,043
MARTIN HOSPITAL SOUTH LAB		4,763	279	6%	5,042
FLORIDA HOSPITAL FLAGLER	29	4,584	324	7%	4,937
AVENTURA HOSPITAL LAB		3,769	1,149	23%	4,918
PALMS WEST HOSPITAL LAB	2	3,811	905	19%	4,718
FLORIDA HOSPITAL ZEPHYRHILLS	10	4,367	330	7%	4,707
FLORIDA MEDICAL CENTER - A CAMPUS OF NORTH SHORE	2	4,040	640	14%	4,682
RUTGERS CLINICAL GENOMICS LABORATORY	10	4,480	190	4%	4,680
CORAL SPRINGS MED CTR		4,218	460	10%	4,678
BLAKE MEDICAL CENTER		3,912	739	16%	4,651
NORTH SHORE MEDICAL CENTER		3,690	951	20%	4,641
INFORM DIAGNOSTICS, INC		4,380	227	5%	4,607
BROWARD HEALTH NORTH CLINICAL LABORATORY		3,973	605	13%	4,578
AVECINA MEDICAL - SOUTHSIDE BLVD	14	4,354	147	3%	4,515
FLORIDA HOSPITAL DELAND	10	3,822	647	14%	4,479
MEMORIAL HOSPITAL WEST LABORATORY SERVICES	13	3,949	441	10%	4,403
FLORIDA HOSPITAL OF CARROLLWOOD	22	3,833	531	12%	4,386
REGIONAL MEDICAL CENTER BAYONET POINT	2	4,035	334	8%	4,371
PLANTATION GENERAL HOSPITAL		3,398	908	21%	4,306
MEDICAL CENTER OF TRINITY CLINICAL LABORATORY		3,718	536	13%	4,254
NEMOURS CHILDRENS HOSPITAL		4,131	115	3%	4,246
NORTHSIDE HOSPITAL AND HEART INSTITUTE		3,678	494	12%	4,172
CLEVELAND CLINIC MARTIN SOUTH HOSPITAL		3,799	365	9%	4,164
BAYFRONT MEDICAL CENTER	13	3,144	963	23%	4,120
LAKE CITY MEDICAL CENTER		3,121	896	22%	4,017
ACCESS MEDICAL LABORATORIES		2,591	1,365	35%	3,956
MOFFITT CANCER CENTER	6	3,876	74	2%	3,956
UHEALTH CORAL GABLES/LENNAR MED CTR		3,734	172	4%	3,906
ALL CHILDREN'S HOSPITAL LAB		3,677	213	5%	3,890
DR. P. PHILLIPS HOSPITAL		3,695	160	4%	3,855
FULGENT DIAGNOSTICS	89	3,520	236	6%	3,845
OCALA REGIONAL MEDICAL CENTER		3,312	480	13%	3,792
BAPTIST MEDICAL CENTER - BEACHES		3,500	238	6%	3,738
NIGHT LITE PEDIATRICS	3	2,752	964	26%	3,719
CENTRAL FLORIDA REGIONAL HOSPITAL		3,232	441	12%	3,673
CARDIOTROPIC LABS	81	2,836	724	20%	3,641
MORTON PLANT-MEASE	1	3,252	249	7%	3,502
LEON MEDICAL CENTERS LLC		2,840	637	18%	3,477
GULF COAST MEDICAL CENTER LAB		2,748	716	21%	3,464
NEW YORK STATE ELR - SUNRISE MEDICAL LABORATORIES		3,366	79	2%	3,445
LAKEWOOD RANCH MEDICAL CENTER		3,168	274	8%	3,442
ST JOSEPHS NORTH HOSPITAL LAB		3,036	369	11%	3,405
IMPERIAL POINT MEDICAL CENTER		3,062	295	9%	3,357
SOUTH LAKE HOSPITAL		3,110	164	5%	3,274
HEALTHQUEST ESOTERICS		2,274	994	30%	3,268
AVECINA MEDICAL JULINGTON	3	2,817	378	12%	3,198

# COVID-19: testing by laboratory

Data through Sep 24, 2020 verified as of Sep 25, 2020 at 09:25 AM

Data in this report are provisional and subject to change.

The numbers in the table below represent the number of Florida and non-Florida residents for whom test results were received by the Department of Health. A person can be tested by more than one laboratory and can have both positive and negative results. **Therefore, the sum of the numbers in each column will be larger than the total number of people tested.**

Reporting lab	Inconclusive	Negative	Positive	Percent positive	Total
ST LUCIE MEDICAL CENTER		2,583	613	19%	3,196
NONA SCIENTIFIC	3	2,659	503	16%	3,165
PWN HEALTH	11	2,367	730	23%	3,108
POINCIANA MEDICAL CENTER		2,319	782	25%	3,101
SOUTH FLORIDA BAPTIST HOSPITAL MICRO	1	2,643	433	14%	3,077
WEST MARION COMMUNITY HOSPITAL LAB		2,669	399	13%	3,068
VISTA CLINICAL		1,268	1,788	59%	3,056
GENESIS REFERENCE LABORATORIES		2,657	303	10%	2,960
FLORIDA HOSPITAL FISH MEMORIAL	18	2,553	385	13%	2,956
BAPTIST MEDICAL CENTER - NASSAU		2,801	144	5%	2,945
NIGHT LITE PEDIATRICS URGENT CARE		2,583	318	11%	2,901
SOUTH SEMINOLE HOSPITAL LABORATORY		2,789	110	4%	2,899
PHYSICIANS REGIONAL MEDICAL CENTER - PINE RIDGE RD		2,351	511	18%	2,862
ANNE BATES LEACH EYE HOSPITAL/ ABLEH MICROBIOLOGY LABORATORY		2,763	57	2%	2,820
WEST PALM HOSPITAL LAB		2,422	355	13%	2,777
FLORIDA HOSPITAL NORTH PINELLAS	11	2,552	188	7%	2,751
WESTCHESTER HOSPITAL	22	2,238	449	17%	2,709
UNIVERSITY HOSPITAL AND MEDICAL CENTER		2,058	643	24%	2,701
CLEVELAND CLINIC TRADITION HOSPITAL		2,435	242	9%	2,677
WALGREENS OAKLAND PARK	4	2,360	256	10%	2,620
QUEST DIAGNOSTICS - ATLANTA	4	2,311	301	12%	2,616
HIALEAH HOSPITAL	4	2,014	532	21%	2,550
GENE BY GENE, GENOMICS RESEARCH CENTER LAB	31	2,424	70	3%	2,525
AVERO DIAGNOSTICS - IRVING		2,335	155	6%	2,490
MEMORIAL HOSPITAL MICRO		2,251	232	9%	2,483
MEDCOMP SCIENCES LLC	29	1,296	1,131	46%	2,456
WALGREEN CO	2	2,087	275	12%	2,364
ST PETERSBURG GENERAL HOSPITAL		1,850	508	22%	2,358
ADVENTHEALTH OCALA LABORATORY		1,956	353	15%	2,309
FORT WALTON BEACH MEDICAL CENTER		1,958	339	15%	2,297
CLEVELAND CLINIC MARTIN NORTH HOSPITAL		2,029	246	11%	2,275
BAPTIST NORTH EMERGENCY CENTER		1,721	529	24%	2,250
MEMORIAL HOSPITAL- MIRAMAR	11	2,014	174	8%	2,199
MEASE DUNEDIN HOSPITAL	4	1,995	195	9%	2,194
HOLY CROSS HOSPITAL CLINICAL LAB	1	2,126	60	3%	2,187
QUEST DIAGNOSTICS LENEXA	19	1,950	194	9%	2,163
HOLIDAY CVS LLC		2,094	57	3%	2,151
UNITED CLINICAL LABORATORY LLC	2	1,392	732	34%	2,126
PRIVA PATH LABS	7	1,914	193	9%	2,114
RAULERSON HOSPITAL		1,746	354	17%	2,100
DOCTORS HOSPITAL OF SARASOTA CLINICAL LABORATORY		1,888	204	10%	2,092
OVIEDO MEDICAL CENTER		1,771	304	15%	2,075
CITRUS MEMORIAL HOSPITAL LABORATORY		1,895	175	8%	2,070
PALMS OF PASADENA HOSPITAL		1,619	242	13%	1,861
LEE HEALTH COCONUT POINT CLINICAL LAB	2	1,489	357	19%	1,848
PUTNAM COMMUNITY MEDICAL CENTER		1,600	242	13%	1,842

# COVID-19: testing by laboratory

Data through Sep 24, 2020 verified as of Sep 25, 2020 at 09:25 AM

Data in this report are provisional and subject to change.

The numbers in the table below represent the number of Florida and non-Florida residents for whom test results were received by the Department of Health. A person can be tested by more than one laboratory and can have both positive and negative results. **Therefore, the sum of the numbers in each column will be larger than the total number of people tested.**

Reporting lab	Inconclusive	Negative	Positive	Percent positive	Total
MEMORIAL HOSPITAL PEMBROKE	3	1,620	216	12%	1,839
P4 CLINICAL, LLC	28	1,534	198	11%	1,760
SOUTH BAY HOSPITAL MICRO		1,483	274	16%	1,757
BETHESDA HOSPITAL WEST		1,580	159	9%	1,739
TWIN CITIES HOSPITAL	1	1,542	158	9%	1,701
LOWER KEYS MEDICAL CENTER		1,527	145	9%	1,672
BARTOW REGIONAL MEDICAL CENTER	1	1,379	224	14%	1,604
PHYSICIANS REGIONAL MEDICAL CENTER - COLLIER BLVD	1	1,238	352	22%	1,591
SYNERGY LABORATORIES	7	1,395	151	10%	1,553
OPTEO LABORATORY		1,506	30	2%	1,536
LABSTAT LLC	1	1,484	15	1%	1,500
ARCPPOINT LABS - FORT MYERS	2	1,339	157	10%	1,498
LAKE SIDE MEDICAL CENTER		1,091	383	26%	1,474
GENOVA DIAGNOSTICS LABORATORY	4	1,384	77	5%	1,465
BMCT Molecular Diagnostics Subsection		1,176	249	17%	1,425
QUEST DIAGNOSTICS - MIRAMAR	6	367	1,023	73%	1,396
UNIVERSITY OF MIAMI HOSPITAL & CLINICS	2	1,317	67	5%	1,386
SACRED HEART-EMERALD COAST		1,181	204	15%	1,385
QUEST DIAGNOSTICS WOOD DALE	3	1,257	94	7%	1,354
AVENTUS BIOLABS	1	794	546	41%	1,341
ST VINCENT'S MEDICAL CENTER - SOUTHSIDE		1,308	27	2%	1,335
PATIENTS CHOICE LABORATORIES		780	535	41%	1,315
HIGHLANDS REGIONAL MEDICAL CENTER		1,088	217	17%	1,305
CLARITY LAB SOLUTIONS		1,145	147	11%	1,292
GULF BREEZE HOSPITAL LAB	1	1,122	155	12%	1,278
UHEALTH DEERFIELD BEACH/UMSYLVESTER DEERFIELD BEACH LABORATORY	3	1,199	45	4%	1,247
FLORIDA LABORATORY ANALYSIS		970	260	21%	1,230
CLINICORE		1,118	91	8%	1,209
WATSON CLINIC LLP MAIN		882	322	27%	1,204
DOC SMILEY'S URGENT CARE		1,045	110	10%	1,155
MARINERS HOSPITAL		1,018	104	9%	1,122
WALGREENS ORLANDO		979	123	11%	1,102
BAPTIST EMERGENCY CENTER OAKLEAF		902	189	17%	1,091
VIKOR SCIENTIFIC	2	618	469	43%	1,089
ENGLEWOOD COMMUNITY HOSPITAL		972	84	8%	1,056
MINUTECLINIC LLC #3703		946	109	10%	1,055
ORLANDO VA MEDICAL CENTER		859	173	17%	1,032
ACUTIS DIAGNOSTICS	12	892	123	12%	1,027
BAPTIST EMERGENCY CENTER CLAY		886	121	12%	1,007
LABCORP	1	612	392	39%	1,005
AVECINA MEDICAL		739	262	26%	1,001
BAPTIST HEALTH EMERGENCY CENTER COUNTRY WALK	1	829	164	16%	994
FLOWERS HOSPITAL		891	101	10%	992
STS LAB 2 LLC		985	3	0%	988
LMHS		902	83	8%	985
DESOTO MEMORIAL HOSPITAL CLINICAL LABORATORY	3	781	149	16%	933

# COVID-19: testing by laboratory

Data through Sep 24, 2020 verified as of Sep 25, 2020 at 09:25 AM

Data in this report are provisional and subject to change.

The numbers in the table below represent the number of Florida and non-Florida residents for whom test results were received by the Department of Health. A person can be tested by more than one laboratory and can have both positive and negative results. **Therefore, the sum of the numbers in each column will be larger than the total number of people tested.**

Reporting lab	Inconclusive	Negative	Positive	Percent positive	Total
UNKNOWN	1	583	338	37%	922
AMELIA URGENT CARE		558	347	38%	905
PATHNOSTICS		84	783	90%	867
LABCORP RTP	3	159	693	81%	855
MIDWAY SPECIALTY CARE CENTER DIAGNOSTICS	18	780	48	6%	846
JACKSON HOSPITAL CLINICAL LABORATORY		736	104	12%	840
ASSURANCE SCIENTIFIC LABORATORIES		663	169	20%	832
ATLANTIS URGENT CARE		529	299	36%	828
FLORIDA HOSPITAL ORLANDO		745	74	9%	819
PHYSICIANS STAT LAB		144	669	82%	813
TAMPA COMMUNITY HOSPITAL		621	185	23%	806
ST VINCENTS CLAY COUNTY		775	26	3%	801
SANTA ROSA MEDICAL CENTER		546	237	30%	783
NEW YORK STATE ELR - NORTH SHORE LONG ISLAND JEWISH HEALTH		748	32	4%	780
EGLIN AIRFORCE BASE LAB		510	269	35%	779
CENTRA CARE - WATERFORD LAKES		587	177	23%	764
CAPSTONE HEALTHCARE		491	268	35%	759
ASSOCIATED PATHOLOGISTS, LLC	3	616	121	16%	740
BARDMOOR LABORATORY	1	637	91	12%	729
ADVANCE MEDICAL OF NAPLES			721	100%	721
NXGEN MDX LLC	2	650	66	9%	718
LAB24 INC	3	92	608	86%	703
DYNIX DIAGNOSTICS	2	500	199	28%	701
NEW YORK STATE ELR - NYU HOSPITALS CENTER CLINICAL LABORATORIES		684	15	2%	699
VAMC ORLANDO		304	366	55%	670
INDIAN RIVER PATHOLOGY LLC		618	50	7%	668
NCH NORTHEAST	5	440	204	31%	649
QUEST	4	165	465	73%	634
NONE		281	347	55%	628
HISTOPATHOLOGY SERVICES, LLC		536	77	13%	613
LEE MEMORIAL HOSPITAL LAB			599	100%	599
MARTIN MEMORIAL LABORATORY AT ST LUCIE WEST		538	60	10%	598
PHAROS HEALTH		457	140	23%	597
PATIENTS FIRST - MAHAN DRIVE		164	433	73%	597
SELECT LABORATORIES MARION COUNTY, LLC.	2	487	98	17%	587
NORTH FLORIDA PEDIATRICS-TALLAHASSEE		536	43	7%	579
NCH HEALTHCARE SYSTEM MICROBIOLOGY LAB		1	574	100%	575
MINUTECLINIC		494	53	10%	547
QUEST DIAGNOSTICS - IRVING	10	353	178	33%	541
HOLIDAY CVS LLC DBA CVS PHARMACY #5155		525	14	3%	539
MEDICAL DNA LABS LLC		510	24	4%	534
ADVENT HEALTH CENTRA CARE: WATERFORD LAKES		450	83	16%	533
MAVERICK LABS		376	151	29%	527
HOLY CROSS HOSPITAL LABORATORY			522	100%	522
NEW YORK STATE ELR - LENCO MEDICAL LABORATORY		501	15	3%	516
URGENT CARE CURE		439	74	14%	513

# COVID-19: testing by laboratory

Data through Sep 24, 2020 verified as of Sep 25, 2020 at 09:25 AM

Data in this report are provisional and subject to change.

The numbers in the table below represent the number of Florida and non-Florida residents for whom test results were received by the Department of Health. A person can be tested by more than one laboratory and can have both positive and negative results. **Therefore, the sum of the numbers in each column will be larger than the total number of people tested.**

Reporting lab	Inconclusive	Negative	Positive	Percent positive	Total
TALLAHASSEE PRIMARY CARE ASSOCIATES		473	34	7%	507
SOUTHEAST ALABAMA MEDICAL CENT		451	44	9%	495
STEWART REFERENCE LABORATORY		294	200	40%	494
UAB HIGHLANDS LABORATORY		473	4	1%	477
MEDARBOR DIAGNOSTICS		1	459	100%	460
LAB CORP	1	203	251	55%	455
SUNRISE MEDICAL LABORATORIES		363	89	20%	452
SCIONLAB SERVICES LLC	1	427	19	4%	447
BAYFRONT HEALTH SEVEN RIVERS		446	1	0%	447
NEW YORK STATE ELR - DEPARTMENT OF CLINICAL LABS		441	5	1%	446
PANCARE OF FLORIDA, INC			443	100%	443
ECCOLAB GROUP	1	103	331	76%	435
KD MEDICAL CHOICE LLC		419	1	0%	420
CENTRA CARE		213	202	49%	415
ORLANDO VETERANS AFFAIRS MEDICAL CENTER		112	302	73%	414
TOM LEE COMMUNITY HEALTH CENTER		165	243	60%	408
NCF DIAGNOSTICS & DNA TECHNOLOGIES	11	122	274	67%	407
EMERGENCY PHYSICIANS MEDICAL CENTER			401	100%	401
QUEST DIAGNOSTICS NICHOLS INSTITUTE	5	374	17	4%	396
MINUTECLINIC LLC		345	49	12%	394
TEMPUS CLINICAL LABORATORY	1	361	26	7%	388
CLARITY LABS		338	49	13%	387
JAY HOSPITAL CLINICAL LABORATORY		290	95	25%	385
EXPRESS GENE MOLECULAR DIAGNOSTIC LABORATORY		2	371	99%	373
MEMORIAL PEMBROKE 24/7 CARE CENTER		278	94	25%	372
DAVITA LABS		338	31	8%	369
BAPTIST MD ANDERSON CANCER CENTER		353	2	1%	355
INFORM DIAGNOSTICS		349	4	1%	353
NITE LITE PEDIATRICS		183	170	48%	353
GESSLER CLINIC		78	273	78%	351
CLINICAL REFERENCE LABORATORY		341	6	2%	347
ARCPPOINT LABS OF TAMPA		234	110	32%	344
BAYA URGENT CARE		3	334	99%	337
COASTAL MED URGENT CARE		105	231	69%	336
MICROGEN DX		98	236	71%	334
TENNESSEE DOH - NASHVILLE	2	295	36	11%	333
AMELIA EXPRESS CARE		201	128	39%	329
PREMIER MEDICAL LABORATORY SERVICES		123	197	62%	320
FLAGLER HOSPITAL	6	19	293	92%	318
NEW YORK STATE ELR - MOUNT SINAI LABORATORY		305	13	4%	318
LABCORP TAMPA	1	47	267	85%	315
VETERANS AFFAIRS MEDICAL CENTER LAB		9	301	97%	310
MEMORIAL HOSPITAL WEST		291	17	6%	308
THERADOC		152	145	49%	297
CORE DIAGNOSTIC LABORATORIES LLC		220	75	25%	295
HOLMES REGIONAL MEDICAL CENTER		4	281	99%	285



# COVID-19: testing by laboratory

Data through Sep 24, 2020 verified as of Sep 25, 2020 at 09:25 AM

Data in this report are provisional and subject to change.

The numbers in the table below represent the number of Florida and non-Florida residents for whom test results were received by the Department of Health. A person can be tested by more than one laboratory and can have both positive and negative results. **Therefore, the sum of the numbers in each column will be larger than the total number of people tested.**

Reporting lab	Inconclusive	Negative	Positive	Percent positive	Total
THE CENTER FOR URGENT CARE		165	120	42%	285
MOLECULAR INFECTIOUS DISEASES		276	6	2%	282
LABTECH DIAGNOSTIC		126	152	55%	278
NEW YORK STATE ELR - ENZO CLINICAL LABS INC	1	272	3	1%	276
SELECT REFERENCE LABORATORIES, LLC	1	260	11	4%	272
ANGEL KIDS PEDIATRICS		243	26	10%	269
SANFORD REFERENCE LAB		257	10	4%	267
HENDRY REGIONAL MEDICAL CENTER		38	229	86%	267
FLO-MEDILAB SERVICES		82	184	69%	266
EUROFINS NTD, LLC		235	29	11%	264
MINI ER ADULT AND PEDIATRIC URGENT CARE		222	41	16%	263
AUBURN UNIVERSITY MEDICAL CLINIC		203	59	23%	262
FLORIDA WOMAN CARE LABORATORY LLC		232	26	10%	258
NEW YORK STATE ELR - NEW YORK PRESBYTERIAN HOSPITAL CUMC CLINICAL		245	13	5%	258
ADVENT HEALTH CENTRA CARE		90	166	65%	256
SMA SPECIALITY MEDICAL LAB		66	189	74%	255
ADVENT HEALTH -TAMPA		84	166	66%	250
NEW YORK STATE ELR - NEW YORK HOSPITAL LABORATORIES	1	241	7	3%	249
GULF COAST MOLECULAR LABORATORIES	10	185	49	20%	244
SEBASTIAN RIVER MEDICAL CENTER		186	52	22%	238
PLANTATION BAY REHABILITATION CENTER		233	5	2%	238
ARCPPOINT LABS OF WEST PALM BEACH		2	233	99%	235
JAMES A. HALEY VETERANS MICRO LAB			234	100%	234
MIDWAY SPECIALTY CARE CENTER	1	144	89	38%	234
ST CLOUD REGIONAL MEDICAL CENTER		127	105	45%	232
COASTAL LABORATORIES		175	57	25%	232
ADVENTHEALTH LAB		2	229	99%	231
ASCEND CLINICAL		226	4	2%	230
GENESIS MEDICAL LABORATORY MIAMI FL.		79	147	65%	226
FLORIDA MEDICAL CLINIC		137	88	39%	225
LIFE CARE CENTER OF ORANGE PARK		222			222
MEDSCAN LABORATORY INC		135	86	39%	221
CENTRA CARE SAINT CLOUD		203	17	8%	220
BIOCERNA LLC	8	156	55	25%	219
QUALITOX LABORATORIES		96	123	56%	219
MY CLINICAL LAB		158	60	28%	218
LEHIGH VALLEY GENOMICS			212	100%	212
MARTIN MEMORIAL MEDICAL CENTER LAB		101	106	51%	207
POINT OF CARE TESTING SITE		194	13	6%	207
NCH HEALTHCARE BONITA		142	64	31%	206
BAY PINES VAMC CLINICAL LABORATORY		4	202	98%	206
UAB UNIVERSITY OF ALABAMA HOSPITAL LAB		199	7	3%	206
SHORELINE PHYSICIAN GROUP		92	112	55%	204
VAMC WEST PALM LAB		5	196	98%	201
C.W. BILL YOUNG VA MEDICAL CENTER		5	196	98%	201
BOCA BIOLISTICS REFERENCE LABORATORY	2	145	52	26%	199



# COVID-19: testing by laboratory

Data through Sep 24, 2020 verified as of Sep 25, 2020 at 09:25 AM

Data in this report are provisional and subject to change.

The numbers in the table below represent the number of Florida and non-Florida residents for whom test results were received by the Department of Health. A person can be tested by more than one laboratory and can have both positive and negative results. **Therefore, the sum of the numbers in each column will be larger than the total number of people tested.**

Reporting lab	Inconclusive	Negative	Positive	Percent positive	Total
SPECIALTY HEALTH AND REHABILITATION CENTER		175	23	12%	198
SACRED HEART HOSPITAL ON THE GULF		134	63	32%	197
MINUTECLINIC, LLC DBA MINUTECLINIC #4717		192	3	2%	195
BAPTIST MEDICAL PLAZA AT WEST KENDALL		159	36	18%	195
FLORIDA HOSPITAL WAUCHULA		117	77	40%	194
UR MEDICINE LABS- CENTRAL LABORATORY		187	5	3%	192
PATHGROUP LABS LLC		90	100	53%	190
PRUITT HEALTH-SANTA ROSA		189	1	1%	190
MID-FLORIDA PATHOLOGY		142	44	24%	186
NEW PLANT CITY FAMILY CARE	1	60	124	67%	185
NAVAL HOSPITAL - JACKSONVILLE		31	151	83%	182
FAST TRACK URGENT CARE CENTER - CARROLLWOOD			180	100%	180
BAYCARE HEALTH SYSTEM		2	174	99%	176
SANTA ROSA MEDICAL CENTER CLINICAL LAB		152	24	14%	176
HOLIDAY CVS LLC DBA CVS PHARMACY #5154		171	5	3%	176
BALDWIN PEDIATRICS	1	163	11	6%	175
FAST TRACK URGENT CARE CENTER		1	173	99%	174
FLORIDA HOSPITAL HEARTLAND MED CTR LAKE PLACID		127	47	27%	174
AURORA DIAGNOSTICS BERNHARDT LABORATORIES PATHOLOGY SERVICE		152	20	12%	172
ST JUDE CHILDREN'S RESEARCH HOSPITAL		159	11	6%	170
ASAP LAB LLC		95	74	44%	169
MACDILL AFB HOSPITAL		148	19	11%	167
GOOD SAMARITAN		167			167
VAMC GAINESVILLE		2	164	99%	166
BUREAU OF CLINICAL LABORATORIES		136	30	18%	166
UNIVERSITY OF ALABAMA		162	4	2%	166
LABSTAT		2	161	99%	163
US BIOTEK LABORATORIES	1	71	91	56%	163
GARCIA CLINICAL LABORATORY		1	161	99%	162
NEO GENOMICS - FORT MYERS	1	155	4	3%	160
DYNIX DIAGNOSTIX		151	9	6%	160
PENSACOLA PEDIATRICS		119	40	25%	159
WUESTHOFF REF LABORATORY			158	100%	158
AVELLINO LAB USA, INC	1	146	4	3%	151
BAPTIST MEDICAL PLAZA AT COUNTRY WALK		120	26	18%	146
BAYFRONT HEALTH BROOKSVILLE		10	128	93%	138
FLORIDA CLINICAL LABORATORY-BIOREFERENCE LABORATORIES		48	89	65%	137
HEALTH FIRST-HOLMES REGIONAL		1	136	99%	137
LEHIGH REGIONAL MEDICAL CENTER LAB		117	20	15%	137
IRL MARKET LAB ALACHUA		104	31	23%	135
AMERICAN PATHOLOGY PARTNERS		132	1	1%	133
PORT ST LUCIE REHABILITATION AND HEALTHCARE		98	35	26%	133
INTEGRATED REGIONAL LABORATORIES		119	12	9%	131
FISHERMENS HOSPITAL CLINICAL LAB		126	5	4%	131
SPARROW HEALTHCARE	2	1	127	98%	130
MEMPHIS PATHOLOGY LABORATORY	1	124	5	4%	130

# COVID-19: testing by laboratory

Data through Sep 24, 2020 verified as of Sep 25, 2020 at 09:25 AM

Data in this report are provisional and subject to change.

The numbers in the table below represent the number of Florida and non-Florida residents for whom test results were received by the Department of Health. A person can be tested by more than one laboratory and can have both positive and negative results. **Therefore, the sum of the numbers in each column will be larger than the total number of people tested.**

Reporting lab	Inconclusive	Negative	Positive	Percent positive	Total
KEYSTONE REHAB		129			129
BMHSI-AEL MICROBIOLOGY LABORATORY	2	102	25	19%	129
NORTH OKALOOSA MEDICAL CENTER		66	63	49%	129
VAMC BAY PINES		1	127	99%	128
ADVENTHEALTH CENTRA CARE OVIEDO		62	65	51%	127
COMMUNITY HEALTH NORTHWEST FLORIDA		106	20	16%	126
INTERLACHEN PEDIATRICS		121	5	4%	126
FULGENT GENETICS	2	96	28	22%	126
ADVENTHEALTH CENTRA CARE WESLEY CHAPEL			126	100%	126
WILLISTON CARE CENTER		123			123
SOLARIS DIAGNOSTICS		8	115	93%	123
LIFEBRITE	1	21	101	82%	123
HEALTHLINK DIAGNOSTIC LABORATORIES		7	115	94%	122
PALM BEACH COUNTY HEALTH DEPT LAB	1	119	2	2%	122
BAPTIST HEALTH SOUTH FLORIDA		4	118	97%	122
ROSEN MEDICAL CENTER		109	13	11%	122
CHIPOLA HEALTH AND REHAB		120			120
STAGEZERO LIFE SCIENCES INC		108	11	9%	119
ADVENTHEALTH CENTRA CARE ALTAMONTE SPRINGS		70	49	41%	119
PROTEUS MOLECULAR AND CLINICAL LAB	1	98	19	16%	118
AMERICA FAMILY CARE		100	18	15%	118
DOCTOR'S MEMORIAL HOSPITAL		44	74	63%	118
VAMC LAKE CITY		51	67	57%	118
ADVENT HEALTH CENTRA CARE PALM COAST		3	115	97%	118
DEPARTMENT OF VETERANS AFFAIRS JAMES A. HALEY VETERANS HOSPITAL			116	100%	116
ADVENT HEALTH CARE CENTER CELEBRATION		108	6	5%	114
USA HEALTH UNIVERSITY HOSPITAL CLINICAL LABORATORY		111	2	2%	113
SANTA ROSA CENTER FOR REHABILITATION AND HEALING		112	1	1%	113
REFUAH HEALTH CENTER LABORATORY		110	3	3%	113
ALLIED HEALTH FORT PIERCE		112			112
LEON MEDICAL CENTER		7	104	94%	111
MEDICAL DIAGNOSTICS LABORATORIES, INC		18	93	84%	111
VENICE REGIONAL MEDICAL CENTER		70	39	36%	109
MILLENNIUM LAB SERVICES			109	100%	109
SOLARIS HEALTHCARE PARKWAY	1	105	2	2%	108
USAFSAM/PHE		29	77	73%	106
FAWCETT MEMORIAL HOSPITAL-LAB		39	66	63%	105
BLOCK, NATION, CHASE, AND SMOLAN FAMILY MEDICINE		82	23	22%	105
LABORATORY SPECIALISTS OF MICHIGAN		19	85	82%	104
CENTRACARE		7	97	93%	104
BIOCEPT		94	10	10%	104
GENETWORKX		15	88	85%	103
HOSPITAL FOR SPECIAL SURGERY		102	1	1%	103
BAPTIST MEDICAL PLAZA AT WESTCHESTER		78	24	24%	102
NEW YORK STATE ELR - EMPIRE CITY LABORATORIES		89	13	13%	102
ACCU REFERENCE MEDICAL LAB			101	100%	101

# COVID-19: testing by laboratory

Data through Sep 24, 2020 verified as of Sep 25, 2020 at 09:25 AM

Data in this report are provisional and subject to change.

The numbers in the table below represent the number of Florida and non-Florida residents for whom test results were received by the Department of Health. A person can be tested by more than one laboratory and can have both positive and negative results. **Therefore, the sum of the numbers in each column will be larger than the total number of people tested.**

Reporting lab	Inconclusive	Negative	Positive	Percent positive	Total
AMERICAN FAMILY CARE PACE		40	61	60%	101
GENESIS LABORATORY MANAGEMENT	1	61	38	38%	100
BAYFRONT		57	42	42%	99
Quest Diag Unspecifd		61	38	38%	99
RUSKIN HEALTH CENTER		25	73	74%	98
EMERALD SHORES HEALTH & REHABILITATION		68	29	30%	97
FLORIDA COMMUNITY HEALTH CENTERS INC			94	100%	94
DIAGNOSTIC SOLUTIONS		3	91	97%	94
UNIVERSITY MEDICAL CENTER SUITES		83	11	12%	94
ADVENT HEALTH CENTRA CARE LONGWOOD		15	76	84%	91
NORTHWEST FLORIDA COMMUNITY HOSPITAL		3	87	97%	90
BAPTIST MEDICAL PLAZA AT MIAMI LAKES		64	26	29%	90
ROSEWOOD HEALTHCARE & REHABILITATION CENTER		89	1	1%	90
ADVENTHEALTH CENTRA CARE			89	100%	89
BAPTIST MEDICAL PLAZA AT DORAL URGENT CARE CENTER		70	18	20%	88
Community_Health		81	7	8%	88
MIAMI VA HEALTHCARE SYSTEM			88	100%	88
ORLANDO HEALTH EMERGENCY DEPARTMENT		81	6	7%	87
ST. JAMES BAY HEALTH AND REHABILITATION CENTER		87			87
CAYUGA MEDICAL CENTER AT ITHACA		84	3	3%	87
AVERO DIAGNOSTICS		63	24	28%	87
BAY VIEW HEALTHCARE		68	19	22%	87
PACIFIC ANALYTICS			86	100%	86
AMERICAN RESEARCH LABS		4	82	95%	86
CVS PHARMACY NO 7881		85	1	1%	86
UNKNOWN - BAD FACILITY CODE		21	64	75%	85
FHMG-FLORIDA HOSPITAL MEDICAL GROUP		76	8	10%	84
ADVENTHEALTH CENTRA CARE CARROLLWOOD			84	100%	84
CONSULATE HEALTHCARE OF KISSIMMEE		82	1	1%	83
CENTRAL FLORIDA HEALTH CARE		46	37	45%	83
ADVENTHEALTH CENTRA CARE LAKE MARY		50	31	38%	81
ALLSOUTH URGENT CARE			79	100%	79
FAST TRACK URGENT CARE CENTER - RIVERVIEW			77	100%	77
ELLENTON URGENT CARE			77	100%	77
BAYFRONT HEALTH ER PINELLAS PARK		45	31	41%	76
DYNAMIC MEDICAL USA			75	100%	75
NAVY HOSPITAL			75	100%	75
EMERALD COAST URGENT CARE		55	20	27%	75
BOND CLINIC		27	48	64%	75
MORTON PLANT HOSPITAL			74	100%	74
DAVITA LABORATORY SERVICES		59	14	19%	73
BAY MEDICAL CENTER SACRED HEART HEALTH SYSTEM		17	56	77%	73
ADVENTHEALTH CENTRA CARE SANFORD		25	47	65%	72
FAST TRACK URGENT CARE CENTER - WESTCHASE			72	100%	72
EMERALD COAST URGENT CARE, LLC		49	23	32%	72
BAYSHORE DIAGNOSTICS		71	1	1%	72

# COVID-19: testing by laboratory

Data through Sep 24, 2020 verified as of Sep 25, 2020 at 09:25 AM

Data in this report are provisional and subject to change.

The numbers in the table below represent the number of Florida and non-Florida residents for whom test results were received by the Department of Health. A person can be tested by more than one laboratory and can have both positive and negative results. **Therefore, the sum of the numbers in each column will be larger than the total number of people tested.**

Reporting lab	Inconclusive	Negative	Positive	Percent positive	Total
HOLY CROSS HOSPITAL		1	71	99%	72
MAYO CLINIC LABS - ROCHESTER MAIN CAMPUS		71	1	1%	72
AMMON LABS		61	10	14%	71
QPS, LLC		69	1	1%	70
LABORATORY CORP OF AMERICA	2	26	42	60%	70
Highlands Regional Hospital		63	7	10%	70
BAY BREEZE SENIOR LIVING AND REHABILITATION CENTER		70			70
INTEGRITY LABORATORIES, LLC		5	64	93%	69
PROVIDENCE HOSPITAL LABORATORY		65	4	6%	69
CENTRA CARE HUNTER'S CREEK		30	38	56%	68
NIGHT LITE PEDIATRICS WINTER GARDEN		52	16	24%	68
NORTH FLORIDA/SOUTH GEORGA VETERANS HEALTH SYSTEM			68	100%	68
QUEST INFECTIOUS DISEASE	1	63	4	6%	68
AEL- MEMPHIS		17	50	75%	67
NOAH CLINICAL LABORATORY		57	10	15%	67
ADVENTHEALTH CENTRA CARE BRANDON		12	54	82%	66
REHABILITATION CENTER AT PARK PLACE		65			65
MOBILE INFIRMARY MED CENTER PATH LAB		57	8	12%	65
NEW YORK STATE ELR - KALEIDA HEALTH CENTER FOR LABORATORY		60	4	6%	64
FINLAY CLINICAL LABORATORY		24	40	63%	64
CENTRA CARE - SOUTH ORANGE		30	33	52%	63
NEW YORK STATE ELR - MONTEFIORE MEDICAL CENTER LABORATORIES - MOSES		56	7	11%	63
HURLBURT FIELD CLINIC		25	38	60%	63
SARAPATH DIAGNOSTICS			62	100%	62
NORTH FLORIDA PEDIATRICS-LAKE CITY		1	61	98%	62
QDX PATHOLOGY SERVICES		39	22	36%	61
GENE BY GENE			61	100%	61
TREE HOUSE PEDIATRICS		50	10	17%	60
BAPTIST MEDICAL PLAZA AT TAMiami TRAIL		45	15	25%	60
EXACT SCIENCES LABORATORIES, LLC		15	45	75%	60
MORTON PLANT HOSPITAL/LAB		1	59	98%	60
BAYFRONT HEALTH PORT CHARLOTTE		15	44	75%	59
LIFE CARE CENTER OF PENSACOLA		56	2	3%	58
PALM BAY HOSPITAL		1	57	98%	58
NEW YORK STATE ELR - WADSWORTH HEALTH CENTER		55	3	5%	58
ARTHREX MEDICAL CENTER		34	24	41%	58
CAREMOUNT MEDICAL - PATHOLOGY		57			57
MALABAR/ADVENT CENTRA CARE			57	100%	57
POINT OF CARE		20	37	65%	57
RCA LABORATORY SERVICES - NEW YORK ELR		25	31	55%	56
SMA SPECIALTY MEDICAL LAB		1	55	98%	56
BIOREFERENCE LABORATORIES	1	29	26	46%	56
LABCORP BIRMINGHAM	1	5	50	89%	56
VA MEDICAL CENTER		7	48	87%	55
CAPE CANAVERAL HOSPITAL			55	100%	55
HEART OF FLORIDA REGIONAL MED CTR		2	53	96%	55

# COVID-19: testing by laboratory

Data through Sep 24, 2020 verified as of Sep 25, 2020 at 09:25 AM

Data in this report are provisional and subject to change.

The numbers in the table below represent the number of Florida and non-Florida residents for whom test results were received by the Department of Health. A person can be tested by more than one laboratory and can have both positive and negative results. **Therefore, the sum of the numbers in each column will be larger than the total number of people tested.**

Reporting lab	Inconclusive	Negative	Positive	Percent positive	Total
BROWARD HEALTH MEDICAL CENTER		1	53	98%	54
JEFFERY WEINZWEIG		2	52	96%	54
INTERNAL LAB		48	6	11%	54
VAMC			53	100%	53
GATEWAY/ADVENT CENTRA CARE			53	100%	53
BAYCARE LAB		1	52	98%	53
UNIVERSITY HEALTH SYSTEM INC		47	5	10%	52
FAST TRACK URGENT CARE CENTER - SOUTH TAMPA			52	100%	52
HEALTH FIRST-PALM BAY		1	50	98%	51
TITUSVILLE/ADVENT CENTRA CARE			51	100%	51
OPTUM LABS LLC		5	46	90%	51
MINUTECLINIC DIAGNOSTIC OF RHODE ISLAND, LLC #729		49	2	4%	51
SARASOTA CO. HEALTH DEPT # 58		40	11	22%	51
CBS LABORATORY		1	50	98%	51
TRADITION MEDICAL CENTER LABORATORY		21	29	58%	50
MINUTECLINIC DIAGNOSTIC OF MICHIGAN, PC #8029		50			50
325TH MEDICAL GROUP			50	100%	50
BRIDGEWATER PARK HEALTH AND REHAB		50			50
FAST TRACK URGENT CARE CENTER - BRANDON			50	100%	50
CITRUS MEMORIAL HEALTH SYSTEM LAB		2	47	96%	49
P4 DIAGNOSTIX LABORATORY NETWORK		1	48	98%	49
SUNCOAST COMMUNITY HEALTH CENTERS PEDIATRICS		7	42	86%	49
BAPTIST MEDICAL PLAZA AT PALMETTO BAY		36	13	27%	49
MILLENNIUM PHYSICIANS GROUP			49	100%	49
NEW YORK STATE ELR - WHITE PLAINS HOSPITAL CENTER LAB		49			49
QUEST TAMPA (NEW YORK ELR)		37	12	24%	49
NXGEN MDX		19	30	61%	49
ADVENTHEALTH CENTRA CARE DAYTONA BEACH		33	16	33%	49
GENESIS DIAGNOSTICS			48	100%	48
GRAVITY DIAGNOSTICS		17	31	65%	48
DEVANSH LAB WERKS INC		39	9	19%	48
LAB CORP TAMPA			48	100%	48
GRAVITY DIAGNOSTICS, LLC		13	35	73%	48
NEW YORK STATE ELR - STONY BROOK UNIVERSITY MEDICAL CENTER		43	4	9%	47
FLORIDA GULF COAST UNIVERSITY			47	100%	47
VHA PUBLIC HEALTH REFERENCE LABORATORY- PALO ALTO		27	20	43%	47
VENICE REGIONAL MEDICAL LAB SERVICES			47	100%	47
COMMUNITY HEALTH CENTERS OF PINELLAS, INC.		1	45	98%	46
SIGNATURE HEALTHCARE OF NORTH FLORIDA		45	1	2%	46
BAPTIST HEALTH URGENT CARE AT UNIVERSITY CENTRE		35	11	24%	46
H LEE MOFFITT CANCER CENTER MICRO		46			46
EAST MANATEE FAMILY	1	1	44	96%	46
NEW YORK STATE ELR - UNIVERSITY HOSPITAL, STONY BROOK SOUTHAMPTON		44	1	2%	45
SEASIDE HEALTH AND REHABILITATION CENTER		1	44	98%	45
SOUTH GEORGIA MEDICAL CENTER		38	7	16%	45
ALLIANCE OF PHYSICIANS AGAINST COVID-19			44	100%	44

# COVID-19: testing by laboratory

Data through Sep 24, 2020 verified as of Sep 25, 2020 at 09:25 AM

Data in this report are provisional and subject to change.

The numbers in the table below represent the number of Florida and non-Florida residents for whom test results were received by the Department of Health. A person can be tested by more than one laboratory and can have both positive and negative results. **Therefore, the sum of the numbers in each column will be larger than the total number of people tested.**

Reporting lab	Inconclusive	Negative	Positive	Percent positive	Total
LABCORP OF AMERICA	2	15	27	61%	44
SANTA ROSA MEDICAL GROUP - DR MICHAEL BARBER		30	14	32%	44
APP-UNIPATH, LLC		42	1	2%	43
EGLIN REGIONAL MEDICAL CENTER		4	39	91%	43
QUEST DIAGNOSTICS-N ST PETERSBURG-5TH			43	100%	43
HUNTSVILLE HOSPITAL LABORATORY		33	10	23%	43
BRANCH MEDICAL CLINIC			43	100%	43
VIERA HOSPITAL			43	100%	43
FAST TRACK URGENT CARE CENTER - WESLEY CHAPEL			42	100%	42
LAB CORP RTP	1	2	39	93%	42
FLORIDA HOSPITAL MEDICAL GROUP		35	7	17%	42
BENTON PEDIATRICS INC		31	11	26%	42
NEW YORK STATE ELR - WESTCHESTER MEDICAL CENTER		42			42
CENTRA CRARE POINCIANA		19	22	54%	41
ST VINCENT'S BIRMINGHAM LABORATORY		40	1	2%	41
NEW YORK STATE ELR - QUEST DIAGNOSTICS NICHOLS		39	2	5%	41
FLORIDA HOSPITAL NEW SMYRNA		4	37	90%	41
CHILDREN'S HOSPITAL OF ALABAMA		40			40
CLINICAL PATHOLOGY LABS		1	39	98%	40
PRIDE DIAGNOSTICS		24	16	40%	40
ALLIANCE PEDIATRICS		24	16	40%	40
BAPTIST MEDICAL PLAZA AT CORAL GABLES URGENT CARE		30	10	25%	40
SANFORD LABORATORIES		32	7	18%	39
ADVENT HEALTH CENTRA CARE- KID'S CARE		36	3	8%	39
LAB PLUS, LLC AT SAINT THOMAS WEST HOSPITAL		30	9	23%	39
BAPTIST MEDICAL PLAZA AT BRICKELL		32	7	18%	39
QUEST DIAGNOSTIC CLINICAL LABORATORIES		34	5	13%	39
GENPATH			38	100%	38
ADVENTHEALTH CENTRA CARE WINTER PARK		10	28	74%	38
SEMINOLE COUNTY HEALTH DEPARTMENT		37	1	3%	38
CLINICAL RESEARCH SEQUENCING PLATFORM		7	31	82%	38
NEW YORK STATE ELR - CATHOLIC HEALTH SYSTEM DEPT LABORATORY		37	1	3%	38
LABFIRST - DEPARTMENT OF PATHOLOGY		37	1	3%	38
DIAGNOSTIC LABORATORY OF OKLAHOMA		33	5	13%	38
MEDICAL DIAGNOSTIC LAB		2	35	95%	37
BAYFRONT HEALTH SPRING HILL		5	32	86%	37
CAPITAL REGIONAL MEDICAL CENTER		2	34	94%	36
BAPTIST HEALTH URGENT CARE AT PINECREST		30	6	17%	36
TIDE LABORATORIES		22	14	39%	36
ADVENTHEALTH MEDICAL GROUP		33	2	6%	35
ST. CLOUD MEDICAL GROUP		35			35
IRL		4	31	89%	35
BAPTIST MEDICAL PLAZA AT PEMBROKE PINES		31	4	11%	35
ASSOCIATED CLINICAL LABORATORIES		34	1	3%	35
BAPTIST HEALTH URGENT CARE AT KENDALL LAKES		29	6	17%	35
NEIGHBORHOOD MEDICAL CENTER		33	2	6%	35

# COVID-19: testing by laboratory

Data through Sep 24, 2020 verified as of Sep 25, 2020 at 09:25 AM

Data in this report are provisional and subject to change.

The numbers in the table below represent the number of Florida and non-Florida residents for whom test results were received by the Department of Health. A person can be tested by more than one laboratory and can have both positive and negative results. **Therefore, the sum of the numbers in each column will be larger than the total number of people tested.**

Reporting lab	Inconclusive	Negative	Positive	Percent positive	Total
BREVARD HEALTH ALLIANCE			35	100%	35
NORTH FLORIDA PEDIATRICS		1	33	97%	34
NCF DIAGNOSTICS & DNA TECHNOLOGIES LAB		12	22	65%	34
ELLENTON PEDIATRICS		31	3	9%	34
EXPERTUS LABORATORIES INC		13	21	62%	34
TGH		1	33	97%	34
SUNCOAST OPTIMAL WELLNESS			34	100%	34
GOLDEN GATE FAMILY CLINIC		1	33	97%	34
FINLAY CLINICAL LABORATORY INC		26	8	24%	34
PPD	2	26	5	15%	33
DESOTO MEMORIAL HOSPITAL LAB			33	100%	33
QUEST DIAGNOSTICS NICHOLS INSTITUTE- LPP		3	30	91%	33
SANDY RIDGE CENTER FOR REHABILITATION AND HEALING		33			33
MED FAST URGENT CARE CENTER			33	100%	33
ADVENTHEALTH CENTRA CARE LEE ROAD		20	13	39%	33
HEALTH FIRST CAPE CANAVERAL HOSPITAL			33	100%	33
JAMES A. HALEY VETERANS' HOSPITAL			32	100%	32
ADVENTHEALTH PALM COAST			32	100%	32
VAVA PARTNERS LLC		3	29	91%	32
NEXT MOLECULAR ANALYTICS		1	30	97%	31
ST. MARYS MEDICAL CENTER		1	30	97%	31
VA		15	16	52%	31
NEW YORK STATE ELR - NEWYORK-PRESBYTERIAN/QUEENS DIAGNOSTIC		30	1	3%	31
PARAMOUNT URGENT CARE - OVIEDO		4	27	87%	31
SPECTOR SCIENTIFIC LAB			31	100%	31
SMA LAB		4	27	87%	31
QUEST DIAGNOSTICS-VERO BEACH-37TH ST		31			31
KENDALL REGIONAL MEDICAL CENTER LAB	3		28	90%	31
BAPTIST MEDICAL PLAZA AT DAVIE URGENT CARE CENTER		19	11	37%	30
LAB			30	100%	30
QUEST DIAGNOSTIC INC	1	3	26	87%	30
RDX BIOSCIENCE,			30	100%	30
AMELIA MEDICAL CARE			30	100%	30
DICKERT		26	4	13%	30
ST FRANCIS HOSPITAL		24	6	20%	30
INTERLAB		1	29	97%	30
CENTRA CARE - AZALEA PARK			29	100%	29
QUEST DIAGNOSTICS INC.			29	100%	29
ADVENT HEALTH FISH MEMORIAL		2	27	93%	29
P4CLINICAL	3	2	24	83%	29
WUESTHOFF MEMORIAL HOSPITAL			29	100%	29
MANOR AT CARPENTERS		26	2	7%	28
DOH-WEST PALM BEACH BRANCH LABORATORY			28	100%	28
OUT OF STATE		14	14	50%	28
NORTH SHORE UNIVERSITY HOSPITAL LABORATORY		26	2	7%	28
SIPARADIGM, DIAGNOSTIC INFORMATICS		26	2	7%	28

# COVID-19: testing by laboratory

Data through Sep 24, 2020 verified as of Sep 25, 2020 at 09:25 AM

Data in this report are provisional and subject to change.

The numbers in the table below represent the number of Florida and non-Florida residents for whom test results were received by the Department of Health. A person can be tested by more than one laboratory and can have both positive and negative results. **Therefore, the sum of the numbers in each column will be larger than the total number of people tested.**

Reporting lab	Inconclusive	Negative	Positive	Percent positive	Total
ACCURATE DIAGNOSTIC LAB		27	1	4%	28
UNITED CLINICAL LABORATORIES		27	1	4%	28
LECONTE MEDICAL CENTER LAB		22	6	21%	28
DOCTOR'S IN HOUSE LABORATORY			28	100%	28
POINT WASHINGTON MEDICAL CLINIC			28	100%	28
NEW YORK STATE ELR - ERIE COUNTY MEDICAL CTR CLINICAL LABS		27			27
SOFT CELL LABORATORIES		25	2	7%	27
FHMG_CTR FOR SENIOR HEALTH		22	5	19%	27
SUNCOAST LABS			27	100%	27
NADAL PEDIATRICS - VICTORIA STREET (3385)		12	15	56%	27
AHSE ROP		26			26
LONGWOOD FAMILY PRACTICE		25	1	4%	26
MEDFAST URGENT CARE			26	100%	26
GENEDX		20	6	23%	26
ST. ANTHONY'S HOSPITAL			26	100%	26
MINUTECLINIC DIAGNOSTIC OF SOUTH CAROLINA, LLC		25	1	4%	26
QUOTIENT SCIENCES			26	100%	26
POPLAR HEALTHCARE PLLC	1	10	15	58%	26
ST VINCENTS MEDICAL CENTER RIVERSIDE NURSING		4	22	85%	26
NEW YORK STATE ELR - ROCHESTER GENERAL HOSPITAL LABORATORY		25	1	4%	26
OAKTREE HEALTHCARE			26	100%	26
MONCRIEF ARMY HEALTH CLINIC			26	100%	26
CDC		17	9	35%	26
JW PLASTIC SURGERY		21	4	16%	25
FHMG LAKE MARY PEDS		24	1	4%	25
Diatherix Laboratories, LLC		14	11	44%	25
CITRUS HEALTH AND REHAB		7	18	72%	25
CENTRA CARE CONWAY			25	100%	25
MOLECULAR DIAGNOSTICS		1	24	96%	25
ROLLINS COLLEGE WELLNESS CENTER		2	23	92%	25
IPSUM DIAGNOSTICS			25	100%	25
ADVENTHEALTH CENTRA CARE DELAND		1	24	96%	25
FLORIDA DEPARTMENT OF HEALTH IN POLK COUNTY		25			25
CENTRA CARE- WINTER GARDEN		2	23	92%	25
MOLECULAR TESTING LABS			25	100%	25
ADVENT HEALTH CENTRA CARE - EAST ORLANDO		5	19	79%	24
NEW YORK STATE ELR - LENOX HILL HOSPITAL		22	2	8%	24
CONNECTICUT DEPARTMENT OF HEALTH		22	2	8%	24
HIGHLANDS MEDICAL CENTER		23	1	4%	24
PATRICK AIR FORCE BASE		1	23	96%	24
VILLAGE DOCTORS		16	8	33%	24
WELLOW URGENT CARE		23	1	4%	24
LABORATORY DYNAMICS		20	4	17%	24
UNIVERSITY ALABAMA		23			23
NEW YORK STATE ELR - WILSON MEMORIAL REGIONAL MEDICAL CENTER		22	1	4%	23
MINI ER AND URGENT CARE		1	22	96%	23



# COVID-19: testing by laboratory

Data through Sep 24, 2020 verified as of Sep 25, 2020 at 09:25 AM

Data in this report are provisional and subject to change.

The numbers in the table below represent the number of Florida and non-Florida residents for whom test results were received by the Department of Health. A person can be tested by more than one laboratory and can have both positive and negative results. **Therefore, the sum of the numbers in each column will be larger than the total number of people tested.**

Reporting lab	Inconclusive	Negative	Positive	Percent positive	Total
ALTAMONTE PEDIATRIC ASSOCIATES		23			23
BROWARD HEALTH CORAL SPRINGS EPIDEMIOLOGY DEPT			23	100%	23
EXPRESS GENE MOLECULAR DIAGNOSTICS LABORATORY		1	22	96%	23
AVENTIS BIO-SERVICES CTL		23			23
FIRST CHOICE URGENT CARE			23	100%	23
TRUGENX			23	100%	23
MAGNOLIA DIAGNOSTIC			22	100%	22
PENNSYLVANIA DEPT OF HEALTH		19	3	14%	22
PRECISION HEALTH SOLUTIONS LAB			22	100%	22
THE TERRACE OF JACKSONVILLE		2	20	91%	22
EGL GENETIC DIAGNOSTICS		1	21	95%	22
BAPTIST PRIMARY CARE		12	10	45%	22
MOBILE DIVISION LABORATORY		7	15	68%	22
MIAMI BEACH COMMUNITY HEALTH CENTER			22	100%	22
HEALTH FIRST-VIERA HOSPITAL		1	21	95%	22
ARCPPOINT LABS OF ORANGE PARK		20	2	9%	22
NEW YORK STATE ELR - QUEST DIAGNOSTICS INCORPORATED		19	3	14%	22
ADVENTHEALTH CENTRA CARE CITRUS PARK			22	100%	22
ST. JOSEPH'S HOSPITAL NORTH			22	100%	22
JAMES A HALEY VETERAN'S HOSPITAL			21	100%	21
LEE MEMORIAL HEALTH PARK LAB			21	100%	21
UNIVERSITY OF MIAMI HEPATOLOGY DIAGNOSTIC LABORATORY			21	100%	21
CAREFAST+		17	4	19%	21
DOCTORS MEMORIAL FAMILY MEDICINE			21	100%	21
NEW YORK STATE ELR - SARATOGA HOSPITAL LABORATORY		20	1	5%	21
LABCORP - MIAMI		4	17	81%	21
WUESTHOFF MEDICAL CENTER-MELBOURNE			21	100%	21
VISITING PHYSICIANS ASSOCIATION LABORATORY		18	2	10%	20
EMPIRE CITY LABORATORIES INC		1	19	95%	20
SUNQUEST		2	18	90%	20
PARRISH MEDICAL CENTER		1	19	95%	20
SENIOR HEALTH OF WINTER PARK DUNDEE		20			20
BAPTIST HEALTH URGENT CARE MIAMI BEACH		15	5	25%	20
JACKSON HEALTH SYSTEM			20	100%	20
ASSOCIATED PATHOLOGISTS		16	4	20%	20
EAST ALABAMA MEDICAL CENTER LABORATORY		14	6	30%	20
ST. CLOUD HOSPITAL		20			20
MD 365 MEDICAL CARE PLLC		19			19
WIMAUMA COMMUNITY HEALTH CENTER		12	7	37%	19
AMEERAH LABS			19	100%	19
PALO ALTO VA MEDICAL CENTER		1	18	95%	19
DOCTORS MEMORIAL HOSPITAL		8	11	58%	19
MED HEALTH SERVICES		18	1	5%	19
CLEVELAND CLINIC FOUNDATION		11	8	42%	19
INTEGRATED REGIONAL LABORATORIES - LARGO			19	100%	19
NEW YORK STATE ELR - NEW YORK CITY DEPARTMENT OF HEALTH & MENTAL		18	1	5%	19

# COVID-19: testing by laboratory

Data through Sep 24, 2020 verified as of Sep 25, 2020 at 09:25 AM

Data in this report are provisional and subject to change.

The numbers in the table below represent the number of Florida and non-Florida residents for whom test results were received by the Department of Health. A person can be tested by more than one laboratory and can have both positive and negative results. **Therefore, the sum of the numbers in each column will be larger than the total number of people tested.**

Reporting lab	Inconclusive	Negative	Positive	Percent positive	Total
MAYO CLINIC LABS - ROCHESTER SUPERIOR DRIVE		2	17	89%	19
TROY REGIONAL MEDICAL CENTER		11	8	42%	19
LABORATORY OF FLORIDA			19	100%	19
TIMBERRIDGE NURSING HOME & REHAB			18	100%	18
PERSONALIZED GENETIC TESTING			18	100%	18
NEW YORK STATE ELR - BRONX LEBANON HOSPITAL-MEDICAL CENTER		17	1	6%	18
SUNTREE INTERNAL MEDICINE		18			18
Point of Care Testing			18	100%	18
TPCA CLINICAL LABORATORIES		15	3	17%	18
STONE WASH CLINICAL LABORATORIES		2	16	89%	18
LAB INTERMARKET FACILITY LAB			18	100%	18
ANGEL KIDS PEDIATRICS-BARTRAM PARK		17	1	6%	18
NEW YORK STATE ELR - BROOKDALE UNIVERSITY HOSPITAL		17	1	6%	18
MINUTECLINIC DIAGNOSTIC OF RHODE ISLAND, LLC #1544		17	1	6%	18
XPRESS WELLNESS URGENT CARE			18	100%	18
MADISON CORE LABORATORIES		17	1	6%	18
PECONIC BAY MEDICAL CENTER LABORATORY		14	4	22%	18
SIGNATURE HEALTHCARE AT THE COURTYARD		16	2	11%	18
LABCORP INC		5	13	72%	18
MD LABS		6	12	67%	18
INTERCOASTAL MEDICAL GROUP			18	100%	18
PRIMECARE OF DOTHAN		13	4	24%	17
WATSON CLINIC LLP SOUTH			17	100%	17
AMERICAN HEALTH ASSOCIATES OF TAMPA		2	15	88%	17
MEDCOMP SCIENCES			17	100%	17
ARCPPOINT LABS - BIRMINGHAM		11	6	35%	17
BAYFRONT MEDICAL		14	3	18%	17
TYNDALL AFB			17	100%	17
PATHGROUP			17	100%	17
SEVEN RIVERS REGIONAL MEDICAL CENTER		4	13	76%	17
NITE LITE PEDIATRICS - PORT ST. LUCIE		11	6	35%	17
ADVENT HEALTH NEW SMYRNA BEACH			17	100%	17
QUEST DIAGNOSTICS NICHOLS INSTITUTE - SJC (LPP)		12	5	29%	17
LABCORP - CLEARWATER		3	14	82%	17
FLORIDA DEPARTMENT OF HEALTH		10	7	41%	17
DOH		5	12	71%	17
LUTHERAN HAVEN		17			17
REDITUS LABORATORIES			17	100%	17
ANGEL KIDS PEDIATRICS-BEACH BLVD		15	2	12%	17
HUNTINGTON HOSPITAL LABORATORY		16	1	6%	17
NEW YORK STATE ELR - VASSAR BROTHERS MEDICAL CENTER LABORATORY		16			16
CONSOLIDATED LAB SERVICES		8	8	50%	16
FAST TRACK URGENT CARE CENTER - SEMINOLE			16	100%	16
BIOREFERENCE LABORATORIES, INC.		11	5	31%	16
WELLSNOW URGENT CARE PC		16			16
COASTAL URGENT CARE		7	9	56%	16

# COVID-19: testing by laboratory

Data through Sep 24, 2020 verified as of Sep 25, 2020 at 09:25 AM

Data in this report are provisional and subject to change.

The numbers in the table below represent the number of Florida and non-Florida residents for whom test results were received by the Department of Health. A person can be tested by more than one laboratory and can have both positive and negative results. **Therefore, the sum of the numbers in each column will be larger than the total number of people tested.**

Reporting lab	Inconclusive	Negative	Positive	Percent positive	Total
PCB CLINIC		6	10	63%	16
BAPTIST HEALTH URGENT CARE AT WESTON		14	2	13%	16
ADVENTHEALTH CENTRA CARE TEMPLE TERRACE			16	100%	16
JACKSON NORTH MEDICAL CENTER		2	14	88%	16
ISLAND COAST PEDIATRICS PA		15	1	6%	16
PARK WEST MEDICAL CENTER		15	1	6%	16
LIFE CARE CENTER OF ALTAMONTE SPRINGS			16	100%	16
ADVENTHEALTH CENTRA CARE WINTER GARDEN		1	14	93%	15
MINUTE CLINIC LLC #2216		14	1	7%	15
DEPARTMENT OF VETERANS AFFAIRS MEDICAL CENTER			15	100%	15
ORLANDO HEALTH		2	13	87%	15
QUESTDIAGNOSTICS INCORPORATED		1	14	93%	15
QUEST DIAGNOSTICS INCORPORATED			15	100%	15
CVS PHARMACY			15	100%	15
NEW YORK STATE ELR - LOURDES HOSPITAL INC		15			15
UVMC MICROBIOLOGY		14	1	7%	15
STATEN ISLAND UNIVERSITY HOSPITAL-POUCH		15			15
URGENT CARE CLINIC OF LINCOLN		14	1	7%	15
NEW YORK STATE ELR - ST PETER'S BENDER LABORATORY		15			15
ADVENTHEALTH ZEPHYRHILLS			15	100%	15
PHYSICIANS STAT			15	100%	15
UPMC CHAUTAUQUA AT WCA LABORATORY		15			15
DELRAY MEDICAL CENTER LAB		1	14	93%	15
SOUTHERN LABORATORY			15	100%	15
DIATHERIX		13	2	13%	15
ASCENSION ST. VINCENT'S PRIMARY CARE			14	100%	14
ADVENT HEALTH CENTRA CARE- AZALEA PARK		13	1	7%	14
WHITE WILSON MEDICAL CENTER CLINIC			14	100%	14
XERA MED RESEARCH			14	100%	14
LAKELAND REGIONAL HEALTH LAKE MIRIAM			14	100%	14
MINUTECLINIC #4760		14			14
LAKE CITY VETERANS HOSPITAL			14	100%	14
NEW YORK STATE ELR - GOOD SAMARITAN HOSPITAL LABORATORY		13	1	7%	14
ADVENTHEALTH CENTRE CARE - KISSIMMEE			14	100%	14
CENTRA CARE KIDS WINTER PARK			14	100%	14
BIODESIX, INC.		10	4	29%	14
FAST TRACK URGENT CARE CENTER - TYRONE			14	100%	14
BAPTIST HEALTH URGENT CARE AT SAWGRASS		14			14
PRMG - EAST NAPLES		9	5	36%	14
MILLENNIUM PHYSICIAN GROUP LCC			14	100%	14
BIOFIRE		3	11	79%	14
HEALTH CENTRAL HOSPITAL			14	100%	14
UNIPATH		7	7	50%	14
POARCH BANC CREEK INDIANS TRIBAL HEALTH DEPARTMENT			14	100%	14
CENTRA CARE - SAND LAKE			14	100%	14
PHOSPHORUS DIAGNOSTICS		12	2	14%	14

# COVID-19: testing by laboratory

Data through Sep 24, 2020 verified as of Sep 25, 2020 at 09:25 AM

Data in this report are provisional and subject to change.

The numbers in the table below represent the number of Florida and non-Florida residents for whom test results were received by the Department of Health. A person can be tested by more than one laboratory and can have both positive and negative results. **Therefore, the sum of the numbers in each column will be larger than the total number of people tested.**

Reporting lab	Inconclusive	Negative	Positive	Percent positive	Total
CLINICAL LABORATORY SERVICES			13	100%	13
BOZEMAN HEALTH DEACONESS HOSPITAL		10	3	23%	13
UNITED LABORATORY SERVICE			13	100%	13
WESTPAC LABS		1	12	92%	13
TALLAHASSEE PRIMARY CARE ASSOC, PA		12	1	8%	13
LINCOLN DIAGNOSTIC LAB		13			13
FLORIDA STATE HOSPITAL			13	100%	13
SPECIALITY LABORATORIES,INC		11	2	15%	13
VISTA		1	12	92%	13
SOUTHEAST FAMILY HEALTHCARE CENTER			13	100%	13
NEW YORK STATE ELR - LABORATORY ALLIANCE OF CENTRAL NEW		13			13
MONTEFIORE NEW ROCHELLE HOSPITAL		13			13
MAKO MEDICAL LABORATORIES		1	12	92%	13
BAPTIST SOUTH MEDICAL CENTER		2	11	85%	13
ADVANCED URGENT CARE		11	2	15%	13
UNIVERSITY HILLS HEALTH AND REHABILITATION CENTER		10	2	17%	12
DYNAMIC DNA LAB		1	11	92%	12
MINUTE CLINIC INCORPORATE		11	1	8%	12
BROWARD DIALYSIS			12	100%	12
GLEN OAKS HEALTH AND REHABILITATION CENTER			12	100%	12
EVERLYWELL		7	5	42%	12
PARAMOUNT URGENT CARE - ORLANDO		1	11	92%	12
LABCORP BURLINGTON CYTO		9	3	25%	12
SHELBY COUNTY HEALTH CARE CORPORATION		9	3	25%	12
LIFE CARE CENTER OF WINTER HAVEN			12	100%	12
SOUTHEAST ALABAMA MEDICAL CENTER			12	100%	12
AFC URGENT CARE		2	10	83%	12
LEON CHD		12			12
SOLARIS HEALTHCARE OSCEOLA		11	1	8%	12
FLORIDA DEPT OF HEALTH		4	8	67%	12
AMERICAN FAMILY CARE			12	100%	12
TEN HEALTHCARE		2	10	83%	12
CANTON-POTSDAM HOSPITAL LABORATORY		12			12
UNIVERSITY OF WEST FLORIDA STUDENT HEALTH SERVICES			12	100%	12
AMERICAN ESOTERIC LABORATORIES			12	100%	12
CVS PHARMACY, INC DBA CVS/PHARMACY #5685		12			12
TOTAL RENAL LABORATORIES INC		7	5	42%	12
HEALTHQUEST LABORATORIES		4	7	64%	11
FUNGAL REFERENCE LABORATORY		11			11
NEW YORK STATE ELR - NORTH CENTRAL BRONX HOSP		10	1	9%	11
SANTA ROSA HMA PHYS MGMT		10	1	9%	11
NEW YORK STATE ELR - SOUTHSIDE HOSPITAL NORTHWELL HEALTH LABORATORY		10	1	9%	11
BAPTIST HEALTH MEDICAL PLAZA AT CORAL SPRINGS		10	1	9%	11
ADVENT HEALTH SEBRING			11	100%	11
MINUTECLINIC DIAGNOSTIC OF RHODE ISLAND, LLC #212		11			11
BIO-REFERENCE LABORATORIES			11	100%	11

# COVID-19: testing by laboratory

Data through Sep 24, 2020 verified as of Sep 25, 2020 at 09:25 AM

Data in this report are provisional and subject to change.

The numbers in the table below represent the number of Florida and non-Florida residents for whom test results were received by the Department of Health. A person can be tested by more than one laboratory and can have both positive and negative results. **Therefore, the sum of the numbers in each column will be larger than the total number of people tested.**

Reporting lab	Inconclusive	Negative	Positive	Percent positive	Total
POCONO MEDICAL CENTER		11			11
INDIAN RIVER MEDICAL CENTER		11			11
ESCAMBIA COMMUNITY CLINIC			11	100%	11
ACHS		2	9	82%	11
PALM BEACH PATHOLOGY		9	2	18%	11
ADVENTHEALTH PEDIATRICS/LAKE MARY PEDS		10	1	9%	11
CENTRA CARE-LBV			11	100%	11
NEW YORK STATE ELR - JACOBI MEDICAL CENTER		11			11
EXOSOME DIAGNOSTICS		11			11
NORTHWELL HEALTH PLAINVIEW HOSPITAL LABORATORY		9	2	18%	11
BROAD INSTITUTE CLINICAL SEQUENCING RESEARCH PLATFORM		9	2	18%	11
BAYCARE OUTREACH LABORATORY SERVICES		1	10	91%	11
PROMEDICA LABORATORIES		10	1	9%	11
UNIV OF MIAMI			11	100%	11
FLORIDA COMMUNITY HEALTH CENTER OF ST. LUCIE			11	100%	11
SUNPATH-MDL		4	7	64%	11
NEW YORK PRESBYTERIAN - ALLEN HOSPITAL		11			11
TAYLORVILLE FAMILY MEDICINE		6	4	40%	10
NEW YORK STATE ELR - JAMAICA HOSPITAL MEDICAL CENTER		10			10
NORTH FLORIDA PEDIATRICS-MARIANNA		1	9	90%	10
PINELLAS COUNTY HEALTH DEPARTMENT		2	8	80%	10
BAYCARE LABORATORIES		1	9	90%	10
ADVENTHEALTH CENTRA CARE ORMOND BEACH			10	100%	10
NEW YORK STATE ELR - CATHOLIC HEALTH SERVICES REGIONAL LABORATORY		8	2	20%	10
MAINSTREET FAMILY CARE		1	9	90%	10
CVS PHARMACY # 10423		9	1	10%	10
UMHC/SYLVESTER AT KENDALL		1	9	90%	10
NEW YORK STATE ELR - LONG ISLAND JEWISH MED CTR		10			10
LAKE MARY KIDS CENTRA CARE			10	100%	10
MEDONE URGENT CARE AT ST. AUGUSTINE			10	100%	10
BROWARD HEALTH CARE			10	100%	10
CENTRA CARE - APOPKA			10	100%	10
ACADIAN DIAGNOSTIC LABORATORIES		8	2	20%	10
KEY PRIMARY CARE			10	100%	10
KEYS MEDICAL GROUP			10	100%	10
SANFORD MOBILE LAB		8	2	20%	10
LAKE BALDWIN CBOC		9	1	10%	10
PARKWEST MEDICAL CENTER		9	1	10%	10
NEW JERSEY DEPARTMENT OF HEALTH COMMUNICABLE DISEASE SERVICE		3	7	70%	10
NEW YORK STATE ELR - HUDSON VALLEY HOSPITAL CENTER LABORATORY		9	1	10%	10
CORE LABORATORY		1	9	90%	10
DEPARTMENT OF VETERANS AFFAIRS ORLANDO MEDICAL CENTER			10	100%	10
MEDICAL LABORATORY DIAGNOSTICS			10	100%	10
BioReference Laboratories, Inc			10	100%	10
BAY PINES VA		1	8	89%	9
NEWYORK-PRESBYTERIAN/ LAWRENCE HOSPITAL LABORATORY		9			9

# COVID-19: testing by laboratory

Data through Sep 24, 2020 verified as of Sep 25, 2020 at 09:25 AM

Data in this report are provisional and subject to change.

The numbers in the table below represent the number of Florida and non-Florida residents for whom test results were received by the Department of Health. A person can be tested by more than one laboratory and can have both positive and negative results. **Therefore, the sum of the numbers in each column will be larger than the total number of people tested.**

Reporting lab	Inconclusive	Negative	Positive	Percent positive	Total
FLORIDA HOSPITAL LABS			9	100%	9
MCDILL AFB 6TH MEDICAL GROUP		7	2	22%	9
WOLFSON (USE BAPTIST)			9	100%	9
UF HEALTH NORTH JACKSONVILLE			9	100%	9
MHHS All Lab Subsection		9			9
MASSACHUSETTS GENERAL HOSPITAL		1	8	89%	9
STATE LAB		1	8	89%	9
ST VINCENT'S EAST LABORATORY		8	1	11%	9
GRAND ST PAUL CVS		9			9
CENTURY HEALTH AND REHABILITATION CENTER			9	100%	9
UNK		7	2	22%	9
GCPM MANUAL MICROBIOLOGY		1	8	89%	9
NEW YORK STATE ELR - BROOKLYN HOSPITAL CENTER DOWNTOWN CAMPUS		9			9
APPLE DIAGNOSTICS LAB		3	6	67%	9
PALM BAY URGENT CARE			9	100%	9
UNIVERSITY OF MIAMI		1	8	89%	9
MILTON 4707		9			9
MOUNT DORA PEDIATRICS		8	1	11%	9
NORTH CAROLINA DEPARTMENT OF HEALTH & HUMAN SERVICES			9	100%	9
COMMUNITY HEALTH CENTER		2	7	78%	9
PATHOGENIUS LABORATORIES		2	7	78%	9
CREATIVE TESTING SOLUTIONS		3	6	67%	9
ST CATHERINE OF SIENA HOSPITAL		9			9
UNAVAILABLE/UNKNOWN/NO INFORMATION FOUND			9	100%	9
GENUS3		3	6	67%	9
BAY CARE OCCUPATIONAL CLINIC			9	100%	9
MICHIGAN DEPARTMENT OF HEALTH AND HUMAN SERVICES			9	100%	9
FLORIDA DEPARTMENT OF HEALTH IN HILLSBOROUGH COUNTY			9	100%	9
FLORIDA DEPARTMENT OF HEALTH IN LAKE COUNTY		3	6	67%	9
FLORIDA PEDIATRICS			9	100%	9
PRECISION GENETICS			9	100%	9
ST ELIZABETH MEDICAL CENTER LABORATORY		8	1	11%	9
ROCKLEDGE		1	8	89%	9
NORTH BAY HOSPITAL			8	100%	8
ST JOSEPH HOSPITAL		7	1	13%	8
NEW YORK STATE ELR - ELMHURST HOSPITAL CENTER		7	1	13%	8
NEW YORK STATE ELR - JAMES J PETERS VA MEDICAL CENTER		6	2	25%	8
LEE MEMORIAL LAB GULF COAST	2		6	75%	8
LONGLEAF DIAGNOSTIC LABORATORIES		2	6	75%	8
MEDEMERGE		7	1	13%	8
SPORTS DRUG TESTING LABORATORY			8	100%	8
ST. JOSEPH HOSPITAL AND HEALTH CARE INC.			8	100%	8
THE COMMONWEALTH OF MASSACHUSETTS			8	100%	8
UNIVERSITY HOSPITAL - STONY BROOK EASTERN		8			8
SYLVESTER AT PLANTATION LABORATORY		7	1	13%	8
NATIONS BEST FAMILY HEALTH CARE			8	100%	8

# COVID-19: testing by laboratory

Data through Sep 24, 2020 verified as of Sep 25, 2020 at 09:25 AM

Data in this report are provisional and subject to change.

The numbers in the table below represent the number of Florida and non-Florida residents for whom test results were received by the Department of Health. A person can be tested by more than one laboratory and can have both positive and negative results. **Therefore, the sum of the numbers in each column will be larger than the total number of people tested.**

Reporting lab	Inconclusive	Negative	Positive	Percent positive	Total
FLORIDA HOSPITAL		2	6	75%	8
LEHIGH VALLEY HOSPITAL		3	5	63%	8
X-GENE MOLECULAR LABS		1	7	88%	8
BAYONET POINT MEDICAL CENTER			8	100%	8
BAYA PHARMACY			8	100%	8
CLEVELAND CLINIC			8	100%	8
CHEMISYS LABORATORIES			8	100%	8
ARNOT OGDEN MEDICAL CENTER LABORATORY		8			8
AIM LABORATORIES			8	100%	8
LAKELAND REGIONAL RESPIRATORY CARE CENTER			8	100%	8
ORLANDO HEALTH AND REHAB CENTER			8	100%	8
DELAWARE CVS PHARMACY, LLC		8			8
COCOA BEACH/ADVENT CENTRA		5	3	38%	8
LAKE WALES MEDICAL CENTER INC			8	100%	8
GENEUS DIAGNOSTICS			8	100%	8
MICHIGAN DEPARTMENT OF COMMUNITY HEALTH		1	7	88%	8
PRATTVILLE BAPTIST HOSPITAL		7	1	13%	8
HEALTHLINK DIAGNOSTIC LABORATORIES INC		1	7	88%	8
EXECUTIVE MEDICAL SERVICES		8			8
DOCTOR'S IN HOUSE LAB			8	100%	8
DALE MEDICAL CENTER		4	4	50%	8
ADVENTHEALTH CENTRA CARE - HUNTERS CREEK			8	100%	8
Maury Regional Hospital		5	3	38%	8
LABCORP - BRANDON		3	4	57%	7
LAKELAND REGIONAL HEALTH			7	100%	7
WALGREENS #03413		5	2	29%	7
FLORIDA CLINICAL LAB			7	100%	7
ASCENSION ST. VINCENT'S SOUTHSIDE			7	100%	7
MEDIPATH			7	100%	7
ADVENTHEALTH CENTRA CARE ORANGE CITY			7	100%	7
GULF COAST MEDICAL GROUP		2	5	71%	7
RICHMOND UNIVERSITY MEDICAL CENTER		6	1	14%	7
ABBOTT			7	100%	7
ARCHBOLD MEMORIAL HOSPITAL/LAB		3	4	57%	7
CENTRA CARE - LAKE NONA		1	6	86%	7
SAMARITAN MEDICAL CENTER		7			7
HEALTHMARK REGIONAL HOSPITAL LAB		3	4	57%	7
LAB CORPORATION OF AMERICA			7	100%	7
TOTAL ACCESS URGENT CARE			7	100%	7
FLORIDA HOSPITAL KISSIMMEE		4	3	43%	7
LABCORP - NAPLES		1	6	86%	7
ORLANDO HEALTH EMERGENCY DEPARTMENT AND MEDICAL		7			7
QUE		4	3	43%	7
USF			7	100%	7
ORMOND BEACH CENTRA CARE			7	100%	7
INTERMOUNTAIN CENTRAL LAB		1	6	86%	7

# COVID-19: testing by laboratory

Data through Sep 24, 2020 verified as of Sep 25, 2020 at 09:25 AM

Data in this report are provisional and subject to change.

The numbers in the table below represent the number of Florida and non-Florida residents for whom test results were received by the Department of Health. A person can be tested by more than one laboratory and can have both positive and negative results. **Therefore, the sum of the numbers in each column will be larger than the total number of people tested.**

Reporting lab	Inconclusive	Negative	Positive	Percent positive	Total
BAYCARE MEDICAL GROUP INC			7	100%	7
LEE COUNTY HEALTH DEPARTMENT		4	3	43%	7
BEAUMONT LABORATORY			7	100%	7
LIFE CARE CITRUS COUNTY			7	100%	7
TRUE HEALTH DIAGNOSTICS		1	6	86%	7
NO NAME		5	2	29%	7
ONE MILO		7			7
LAB CORP OF AMERICA		2	5	71%	7
COVANCE CENTRAL LABORATORY			6	100%	6
SHELBY BAPTIST MEDICAL CENTER		2	4	67%	6
BROOKWOOD BAPTIST MEDICAL CENTER		6			6
ACH			6	100%	6
DOH JACKSONVILLE CENTRAL LABORATORY		3	3	50%	6
FINLAY C. LABORATORY		3	3	50%	6
URGENT CARE TCMA			6	100%	6
ARCPPOINT LABS OF SARASOTA			6	100%	6
DCH REGIONAL MEDICAL CENTER LABORATORY		6			6
MINUTECLINIC DIAGNOSTIC OF TEXAS, LLC #2580		6			6
BAYFRONT HEALTH PUNTA GORDA			6	100%	6
MIDMICHIGAN MEDICAL CENTER			6	100%	6
METRO KNOXVILLE HMA		5	1	17%	6
NORTHSHORE UNIVERSITY HEALTHSYSTEM EVANSTON HOSPITAL LAB			6	100%	6
Cleveland Clinic Laboratories		2	4	67%	6
WALGREENS #007354		5	1	17%	6
EXPRESS CARE OF BELLEVIEW		6			6
BOCA RATON REGIONAL HOSPITAL LAB			6	100%	6
PRIMARY CARE OF THE TREASURE COAST		1	5	83%	6
CAPITAL HEALTH PLAN LABORATORIES			6	100%	6
GENE STREET LABORATORIES, LLC		6			6
BAYCARE ALLIANT HOSPITAL			6	100%	6
BETH ISRAEL DEACONESS MEDICAL CENTER			6	100%	6
HEALTHY MINORS, LLC.		6			6
HOLY NAME MEDICAL CENTER		6			6
NEW YORK STATE ELR - LONG ISLAND JEWISH VALLEY STREAM		6			6
PALMETTO HEALTH ALLIANCE		3	3	50%	6
UNIVERSITY HOSPITAL		4	2	33%	6
WATAUGA MEDICAL CENTER		4	2	33%	6
NORTH OKALOOSA PHYSICIAN GROUP		6			6
ADVENTHEALTH CENTRA CARE - SAND LAKE			6	100%	6
LABCORP NEW PORT RICHEY			6	100%	6
FLORIDA WOMAN CARE LABORATORY			6	100%	6
LABCORP DIAGNOSTICS-MIAMI		2	4	67%	6
VIRTUA VOORHEES HOSPITAL		4	2	33%	6
LAB UNKNOW		6			6
LABCORP RARITAN		6			6
DIACARTA INC.		6			6



# COVID-19: testing by laboratory

Data through Sep 24, 2020 verified as of Sep 25, 2020 at 09:25 AM

Data in this report are provisional and subject to change.

The numbers in the table below represent the number of Florida and non-Florida residents for whom test results were received by the Department of Health. A person can be tested by more than one laboratory and can have both positive and negative results. **Therefore, the sum of the numbers in each column will be larger than the total number of people tested.**

Reporting lab	Inconclusive	Negative	Positive	Percent positive	Total
NICHOLS INSTITUTE QUEST DIAGNOSTICS	1	2	3	50%	6
LAWTON CHILES HEALTH CENTER		1	5	83%	6
TAMIAMI LAB MILLENIUM			6	100%	6
SAINT PETER'S UNIVERSITY HOSPITAL		6			6
CAREWELL 301 - WARWICK			6	100%	6
INDIAN RIVER CHD VERO BEACH		5	1	17%	6
HEALTH CARE LABORATORY SERVICES			6	100%	6
ROCKLEDGE FAMILY HEALTH			6	100%	6
PHYSICIANS REGIONAL WALK-IN		4	1	20%	5
MINUTECLINIC DIAGNOSTIC OF ILLINOIS		5			5
MINUTECLINIC DIAGNOSTIC OF TEXAS, LLC		5			5
OMNICARE PHARMACY OF TEXAS 1, LP DBA OMNICARE		5			5
MANATEE PEDIATRICS			5	100%	5
GADSDEN REGIONAL MEDICAL CENTER		5			5
MEDONE URGENT CARE CENTER		2	3	60%	5
DOCTORS URGENT CARE			5	100%	5
APPALACHIAN REGIONAL HEALTHCARE SYSTEM		5			5
LUXOR SCIENTIFIC LLC			5	100%	5
PARAMOUNT URGENT CARE - WINDERMERE			5	100%	5
ETHOS LABORATORIES		5			5
EMERGENCY MEDICAL CENTER			5	100%	5
AEL KNOXVILLE			5	100%	5
FRANCES WARDE MEDICAL LABORATORY		2	3	60%	5
ST ANTHONY NORTH			5	100%	5
NEW YORK STATE ELR - BELLEVUE HOSPITAL CENTER DEPARTMENT		5			5
BLOUNT MEMORIAL HOSPITAL		5			5
PHELPS HOSPITAL LABORATORY		5			5
MONTEFIORE ST LUKE'S CORNWALL HOSPITAL		4	1	20%	5
LINCOLN MEDICAL AND MENTAL HEALTH CENTER		5			5
MEDRITE		1	4	80%	5
NORTHWESTERN MEMORIAL HOSPITAL			5	100%	5
ONEIDA HEALTHCARE CENTER		5			5
DORAL URGENT CARE			5	100%	5
MIAMI BEACH HEALTH CENTER			5	100%	5
CVS/PHARMACY #10373		5			5
MAINSTREET FAMILY SELECT		1	4	80%	5
PROMEDICA LABORATORIES		5			5
CVS			5	100%	5
RIVERSIDE MEDICAL GROUP		4	1	20%	5
CVS MINUTE CLINIC			5	100%	5
COLORADO DEPARTMENT OF PUBLIC HEALTH AND ENVIRONMENT			5	100%	5
STATEN ISLAND UNIVERSITY HOSPITAL		5			5
XRL SXF REF LAB		5			5
WEST PACIFIC MEDICAL LABORATORY			5	100%	5
WASHINGTON REHABILITATION AND NURSING CENTER		5			5
CHILDREN'S HOSPITAL OF PHILADELPHIA		5			5

# COVID-19: testing by laboratory

Data through Sep 24, 2020 verified as of Sep 25, 2020 at 09:25 AM

Data in this report are provisional and subject to change.

The numbers in the table below represent the number of Florida and non-Florida residents for whom test results were received by the Department of Health. A person can be tested by more than one laboratory and can have both positive and negative results. **Therefore, the sum of the numbers in each column will be larger than the total number of people tested.**

Reporting lab	Inconclusive	Negative	Positive	Percent positive	Total
NEW YORK STATE ELR - SAMARITAN HOSPITAL LABORATORY		5			5
DOCTORS CLINICAL LABORATORY, INC		4	1	20%	5
ROBERT WOOD JOHNSON HOSPITAL		4	1	20%	5
ST VINCENT'S CHILTON		4	1	20%	5
UPMC HEALTH SYSTEM		4	1	20%	5
ADVENTHEALTH CARROLLWOOD			5	100%	5
DOCTOR'S IN-HOUSE LAB/COMMUNITY HEALTH CENTERS OF PINELLAS -PINELLAS P			5	100%	5
DMH STEINHATCHEE FAMILY MEDICINE		3	2	40%	5
COMMUNITY HEALTH OF SOUTH FLORIDA			5	100%	5
TMH PHYSICIAN PARTNERS - MONTICELLO		5			5
BROWARD COUNTY HEALTH DEPT.			5	100%	5
TREASURE COAST URGENT CARE			5	100%	5
THOMAS JEFFERSON UNIVERSITY HOSPITAL		4	1	20%	5
WALGREENS #6637		5			5
WALGREENS NO 09204		5			5
UNKNOWN LAB			5	100%	5
BIOTECH			5	100%	5
BARRY UNIVERSITY STUDENT HEALTH SERVICES		4	1	20%	5
WALGREENS #04834		5			5
BAY CARE			5	100%	5
JFK MEDICAL CENTER NORTH LAB			5	100%	5
CVS/PHARMACY #17637		5			5
WADSWORTH CENTER - DAVID AXELROD INSTITUTE		5			5
VRL EUROFINs		3	2	40%	5
SUNCOAST URGENT CARE			5	100%	5
VA COMMUNITY CLINIC			5	100%	5
THE VILLAGES CLINICAL LAB		4	1	20%	5
SOUTHWESTERN REGIONAL MEDICAL CENTER - TULSA		4			4
EISENHOWER ARMY MEDICAL CENTER			4	100%	4
NEW YORK STATE ELR - VA NEW YORK HARBOR HEALTHCARE SYSTEM		4			4
NEW YORK STATE ELR - NEW YORK METHODIST HOSPITAL		4			4
INTERMARKET FACILITY			4	100%	4
ST JOSEPH WOMENS HOSPITAL			4	100%	4
DTR LABS		3	1	25%	4
QUEST DIAGNOSTIC			4	100%	4
CONNECTDX			4	100%	4
CELAL GUROL ERBAY, MD			4	100%	4
ILLINOIS DEPT OF PUBLIC HEALTH LAB - SPRINGFIELD			4	100%	4
PEDIATRIC HEALTH CARE ALLIANCE			4	100%	4
SONIC REFERENCE LABORATORY			4	100%	4
WALGREENS #09353		4			4
STATEN ISLAND UNIVERSITY HOSPITAL SEGUINE AVE		4			4
LABCORP-CRYSTAL RIVER		1	3	75%	4
CAPE REGIONAL MEDICAL CENTER		4			4
MINUTECLINIC DIAGNOSTIC OF RHODE ISLAND, LLC #590		4			4
NAPHCARE, INC.			4	100%	4

# COVID-19: testing by laboratory

Data through Sep 24, 2020 verified as of Sep 25, 2020 at 09:25 AM

Data in this report are provisional and subject to change.

The numbers in the table below represent the number of Florida and non-Florida residents for whom test results were received by the Department of Health. A person can be tested by more than one laboratory and can have both positive and negative results. **Therefore, the sum of the numbers in each column will be larger than the total number of people tested.**

Reporting lab	Inconclusive	Negative	Positive	Percent positive	Total
Northwell Lab			4	100%	4
ADVANCED DIAGNOSTIC LABORATORY			4	100%	4
NORTH FLORIDA PEDIATRICS JASPER			4	100%	4
NEW YORK STATE ELR - COLUMBIA MEMORIAL HOSPITAL LABORATORY		4			4
NEW YORK STATE ELR - MONTEFIORE MEDICAL CENTER LABORATORIES NORTH		4			4
VA GULF COAST VETERANS HEALTH CARE SYSTEM			4	100%	4
ABBOTT NORTHWESTERN HOSPITAL LAB		1	3	75%	4
NEW YORK STATE ELR - NEW YORK PRESBYTERIAN-LOWER MANHATTAN		4			4
CAREWELL 202			4	100%	4
ISLAND COAST PEDIATRICS		4			4
AARK LABORATORY		4			4
CVS PHARMACY, INC DBA CVS/PHARMACY #10581		4			4
METHODIST MEDICAL CENTER		3	1	25%	4
LIFE CARE CENTER OF JACKSONVILLE			4	100%	4
MOLECULAR PATHOLOGY LABORATORY			4	100%	4
WALGREENS #11293		4			4
GENUS DIAGNOSTICS			4	100%	4
WALGREENS #06861		4			4
ED FRASER MEMORIAL HOSPITAL			4	100%	4
WALGREENS #05398		3	1	25%	4
COVENIENT CARE MEDICAL CLINIC			4	100%	4
DAVITA LABORATORY		4			4
LAKE NONA MEDICAL SERVICES		2	2	50%	4
STUART REHABILITATION AND HEALTHCARE			4	100%	4
CAPE COD HOSPITAL			4	100%	4
GUTHRIE MEDICAL GROUP LABORATORIES		4			4
AVANTE ST CLOUD		4			4
IRL MARKET LAB			4	100%	4
UCLA HEALTHCARE CLINICAL LABS			4	100%	4
BOCA BIOLISTIC REFERENCE LAB			4	100%	4
SOLARIS HEALTHCARE IMPERIAL		4			4
AURORA DIAGNOSTICS			4	100%	4
BAPTIST MEDICAL CENTER EAST		2	2	50%	4
BAYCARE OUTREACH LABORATORY HOSPITAL			4	100%	4
NEW YORK STATE ELR - ORANGE REGIONAL MEDICAL CENTER LABORATORY		4			4
COLLIER COUNTY HEALTH DEPT.		2	2	50%	4
NORTHERN DUTCHESS HOSPITAL LABORATORY		4			4
OKEECHOBEE HEALTHCARE FACILITY			4	100%	4
WOODHULL MEDICAL AND MENTAL HEALTH CTR		4			4
CONEY ISLAND HOSPITAL		4			4
TANNER MEDICAL CENTER EAST AL		4			4
MEDLOGIC, LLC		1	3	75%	4
BIOTECH CLINICAL LABORATORIES, INC.			4	100%	4
UAB		3	1	25%	4
ST CHARLES HOSPITAL LABORATORY		4			4
METROPOLITAN HOSPITAL CENTER		4			4

# COVID-19: testing by laboratory

Data through Sep 24, 2020 verified as of Sep 25, 2020 at 09:25 AM

Data in this report are provisional and subject to change.

The numbers in the table below represent the number of Florida and non-Florida residents for whom test results were received by the Department of Health. A person can be tested by more than one laboratory and can have both positive and negative results. **Therefore, the sum of the numbers in each column will be larger than the total number of people tested.**

Reporting lab	Inconclusive	Negative	Positive	Percent positive	Total
UM MILLER SCHOOL OF MEDICINE			4	100%	4
WALGREENS #17132		4			4
HELIX DIAGNOSTICS			4	100%	4
INTERNAL MEDICINE SPECIALISTS			4	100%	4
MISSOURI DEPARTMENT OF HEALTH AND SENIOR SERVICES			4	100%	4
UNIVERSITY OF CHICAGO MEDICAL CENTER LAB			4	100%	4
PRECISION LABS LLC		1	3	75%	4
RIVERVIEW REGIONAL MEDICAL CENTER		4			4
COUNTY OF LOS ANGELES			4	100%	4
ASCENSION ST VINCENT'S SOUTHSIDE			4	100%	4
EXPRESS TESTING-ONE			4	100%	4
COOPER HOSPITAL/UNIVERSITY MEDICAL		4			4
OKLAHOMA STATE UNIVERSITY DIAGNOSTIC LAB			4	100%	4
TA LABCORP TAMPA			4	100%	4
PARROTT MEDICAL CLINIC			4	100%	4
SONORA QUEST LABORATORIES			4	100%	4
FORT SANDERS REGIONAL LABORATORY		4			4
MAINSTREET FAMILY URGENT CARE			4	100%	4
MI2297090CV HOLLAND-23D2189684		4			4
LIFE CARE CENTER OF HILLIARD			4	100%	4
PENN MEDICINE PRINCETON MEDICAL CENTER		4			4
INFECTION CONTROL/ EMPHEALTH		3	1	25%	4
FLORIDA HOSPITAL ALTAMONTE		2	2	50%	4
QUEST DIAGNOSTICS- MELBOURNE			4	100%	4
NEW YORK STATE ELR - ELLIS HOSPITAL LABORATORY		4			4
LABCORP - ORLANDO		1	3	75%	4
FAMILY HEALTH CENTERS OF SWF LABS		1	3	75%	4
FISHERMEN'S HOSPITAL			4	100%	4
NEW HAMPSHIRE DEPARTMENT OF HEALTH AND HUMAN SERVICES		3	1	25%	4
QUEST DIAGNOSTIC INC TECHINICAL			4	100%	4
KORGENE LAB		1	3	75%	4
IU HEALTH PATHOLOGY			4	100%	4
SARNO EXTENDED HOURS			4	100%	4
NOVANT HEALTH INPATIENT CARE			4	100%	4
NOVANT HEALTH GOHEALTH URGENT CARE-HARRISBURG			4	100%	4
KETTERING HEALTH			3	100%	3
NORTHERN WESTCHESTER HOSPITAL LABORATORY		3			3
DOH-TAMPA BRANCH LABORATORY (MLK BLVD)			3	100%	3
CARESPOT OF NOCATEE			3	100%	3
OMNICARE PHARMACY OF TEXAS 1		3			3
TEXAS DEPARTMENT OF STATE HEALTH SERVICES		1	2	67%	3
VA OUTPATIENT			3	100%	3
MONTANA DEPARTMENT OF PUBLIC HEALTH & HUMAN SERVICES			3	100%	3
LAHEY CLINIC MEDICAL CENTER			3	100%	3
MPG JACKSONVILLE ATLANTIC BLVD		1	2	67%	3
JOHNS HOPKINS MEDICAL LABORATORIES		1	2	67%	3

# COVID-19: testing by laboratory

Data through Sep 24, 2020 verified as of Sep 25, 2020 at 09:25 AM

Data in this report are provisional and subject to change.

The numbers in the table below represent the number of Florida and non-Florida residents for whom test results were received by the Department of Health. A person can be tested by more than one laboratory and can have both positive and negative results. **Therefore, the sum of the numbers in each column will be larger than the total number of people tested.**

Reporting lab	Inconclusive	Negative	Positive	Percent positive	Total
JACKSON SOUTH COMMUNITY HOSPITAL LAB			3	100%	3
WAKEMED		1	2	67%	3
CPL LABS			3	100%	3
THE UNIVERSITY OF VERMONT MEDICAL CENTER		3			3
WALGREENS #06428		3			3
WILLIAM A HINTON STATE LABORATORY INSTITUTE		1	2	67%	3
EMERALD COAST PEDIATRICS			3	100%	3
NORTH BROWARD HOSPITAL DISTRICT HEALTHCARE FOR THE HOMELESS			3	100%	3
QUEST ELR		2	1	33%	3
QUATRACOR PLLC		3			3
MARYLAND STATE DEPT OF HEALTH	2		1	33%	3
NORTH NAPLES HOSPITAL RESPIRATORY THERAPY DEPARTMENT			3	100%	3
BAY CARE LAB SERVICES/ST. ANTHONY'S HOSPITAL			3	100%	3
FLORIDA HOSPITAL LAKE MARY		3			3
NEW YORK STATE ELR - GLENS FALLS HOSPITAL DEPARTMENT OF PATHOLOGY		3			3
NEW YORK STATE ELR - INSTITUTE OF PATHOLOGY KINGS COUNTY		3			3
EAST LAKE PEDIATRICS			3	100%	3
AMERICAN FAMILY CARE- ORANGE BEACH			3	100%	3
ACCESS HEALTH CARE		2	1	33%	3
ALABAMA DEPARTMENT OF PUBLIC HEALTH		1	2	67%	3
ADVENT HEALTH LAKE WALES MEDICAL GROUP		2	1	33%	3
LABCORP PHOENIX		1	2	67%	3
INDIANA STATE DEPARTMENT OF HEALTH		1	2	67%	3
MINUTECLINIC DIAGNOSTIC OF TEXAS		3			3
MINUTECLINIC DIAGNOSTIC OF KANSAS, PA #8543		3			3
LABCORP - LEESBURG			3	100%	3
CALHOUN LIBERTY HOSPITAL			3	100%	3
GRACE PEDIATRICS			3	100%	3
PALMS WEST HOSPITAL			3	100%	3
ADVENT HEALTH CENTRE CARE			3	100%	3
VIRGINIA DIVISION OF CONSOLIDATED LABORATORIES			3	100%	3
WEDGEWOOD HEALTHCARE CENTER			3	100%	3
FLORIDA CLINICAL LABORATORY - BIOREFERENCE LABORATORIES		2	1	33%	3
SOUTHEASTERN LABORATORY			3	100%	3
ALACHUA COUNTY HEALTH DEPARTMENT			3	100%	3
PONCE THERAPY CARE CENTER			3	100%	3
CURATIVE TEXAS		3			3
SCIENTIFIC LABORATORY DIVISION			3	100%	3
DEACONESS HOSPITAL			3	100%	3
ALACHUA			3	100%	3
SSM HEALTH ST LOUIS MICROBIOLOGY LABORATORY		1	2	67%	3
QUEST DIAGNOSTICS INCORPORATED			3	100%	3
SOUTHEASTERN REGIONAL MEDICAL CENTER			3	100%	3
ADVENTHEALTH CENTRA CARE - KID'S CARE			3	100%	3
PRISMA HEALTH MIDLANDS			3	100%	3
CAPTAIN JAMES A. LOVELL FEDERAL HEALTHCARE CENTER			3	100%	3

# COVID-19: testing by laboratory

Data through Sep 24, 2020 verified as of Sep 25, 2020 at 09:25 AM

Data in this report are provisional and subject to change.

The numbers in the table below represent the number of Florida and non-Florida residents for whom test results were received by the Department of Health. A person can be tested by more than one laboratory and can have both positive and negative results. **Therefore, the sum of the numbers in each column will be larger than the total number of people tested.**

Reporting lab	Inconclusive	Negative	Positive	Percent positive	Total
JOE DIMAGGIO CHILDREN'S HOSPITAL		1	2	67%	3
THE CLINIC OF PEDIATRICS & GI MEDICINE, INC			3	100%	3
PLANTATION BAY REHAB FACILITY		2	1	33%	3
VILLAGES REGIONAL HOSPITAL FREESTANDING			3	100%	3
SANFORD SOUTH UNIVERSITY		3			3
ST LUKES HOSPITAL LABORATORY		2	1	33%	3
CONSOLIDATED LABORATORY SERVICES			3	100%	3
BIO-TECH CLINICAL LABORATORIES			3	100%	3
WALGREENS #19348		3			3
WESLEY CHAPEL INTERNAL MEDICINE AND PEDIATRICS			3	100%	3
SENTARA NORFOLK GENERAL HOSPITAL CENTRAL LAB			3	100%	3
SHARP MEMORIAL HOSPITAL MICROBIOLOGY DEPT			3	100%	3
CVS SC2297110CV CHARLSTON		3			3
GLEN COVE HOSPITAL		3			3
MAYO		1	2	67%	3
SIGNATURE CARE PFLUGERVILLE			3	100%	3
TELEVISIT MALABAR PEDIATRICS			3	100%	3
PATIENTS FIRST LAKE ELLA MEDICAL CENTER		3			3
BEEBE MEDICAL CENTER LABORATORY		3			3
KEY WEST HEALTH AND REHAB			3	100%	3
BARONESS ERLANGER HOSPITAL		3			3
CORE BIO LABS		1	2	67%	3
WALGREENS #10775		3			3
PENNSYLVANIA DEPARTMENT OF HEALTH BUREAU OF LABORATORIES			3	100%	3
VIRACOR		2	1	33%	3
ADVANCED LAB			3	100%	3
NOT INDICATED		1	2	67%	3
WALGREENS #5317		3			3
PUBLIC HEALTH LAB		3			3
MIAMI CANCER INSTITUTE			3	100%	3
MINUTECLINIC, LLC #08366		2	1	33%	3
CHILDREN'S MEDICAL CENTER			3	100%	3
DACH MAIN LAB			3	100%	3
TIMBER RIDGE LABORATORY			3	100%	3
UAB DIV OF INFECTIOUS DISEASES LAB		3			3
EGL GENETICS DIAGNOSTICS			3	100%	3
NORTHERN LIGHT LABORATORY		1	2	67%	3
MADISON COUNTY MEMORIAL HOSP		2	1	33%	3
HEALTH FIRST IBM-UX			3	100%	3
ILLINOIS DEPARTMENT OF PUBLIC HEALTH			3	100%	3
KEY WEST URGENT CARE, INC		3			3
FELICIDAD MEDICAL CENTER			3	100%	3
MONTEFIORE NYACK HOSPITAL AFFILIATED LABORATORY		3			3
PALM BEACH COUNTY HEALTH DEPARTMENT LABORATORY			3	100%	3
WEST			3	100%	3
LABCORP - PALM BEACH GARDENS			3	100%	3

# COVID-19: testing by laboratory

Data through Sep 24, 2020 verified as of Sep 25, 2020 at 09:25 AM

Data in this report are provisional and subject to change.

The numbers in the table below represent the number of Florida and non-Florida residents for whom test results were received by the Department of Health. A person can be tested by more than one laboratory and can have both positive and negative results. **Therefore, the sum of the numbers in each column will be larger than the total number of people tested.**

Reporting lab	Inconclusive	Negative	Positive	Percent positive	Total
FAMILY AND INTERNAL MEDICINE AT AVALON PARK		3			3
OHIO STATE UNIVERSITY MEDICAL CENTER			3	100%	3
GENEVA GENERAL HOSPITAL LABORATORY		3			3
MONROE COUNTY HOSPITAL		2	1	33%	3
LABORATORY CORPORATION OF AMER			3	100%	3
CORAL GABLES HOSPITAL			3	100%	3
MARY IMOGENE BASSETT HOSPITAL COOPERSTOWN		3			3
UNC HOSPITAL/MCLENDON CLINICAL LABORATORIES			3	100%	3
IOWA DEPARTMENT OF PUBLIC HEALTH			3	100%	3
MARSHALL MEDICAL CENTER SOUTH LAB		2	1	33%	3
PATIENT FIRST - ALLENTOWN			3	100%	3
CENTRAL FLORIDA HEALTH CARE INC			3	100%	3
MADISON HEALTH AND REHAB			3	100%	3
MONTANA PUBLIC HEALTH LAB			3	100%	3
YOUR FAMILY WALK-IN CLINIC			3	100%	3
PRECISION DIAGNOSTICS INC - NJ		2			2
VIRTUA MEMORIAL HOSPITAL BURLINGTON COUNTY			2	100%	2
BAPTIST HEALTH EXPRESS CARE AT COUNTRY WALK			2	100%	2
CGH MEDICAL CENTER			2	100%	2
PRORENATA LABS			2	100%	2
PRECISION DIAGNOSTIC INC		2			2
NEW YORK STATE ELR - ERIE COUNTY PUBLIC HEALTH CLINICAL		2			2
CARL R DARNALL ARMY MEDICAL CENTER			2	100%	2
MEMORIAL SLOAN KETTERING CANCER CENTER		1	1	50%	2
ADVENTHEALTH MEDICAL GROUP INTERNAL MEDICINE AT WINTER HAVEN		1	1	50%	2
ATLANTIC CONSOLIDATED LABORATORY		2			2
ALLIANCE FOR MULTISPECIALTY RESEARCH		2			2
QUEENS HOSPITAL CENTER		2			2
ROCKEFELLER UNIVERSITY CLINICAL GENOMICS LABORATOR		2			2
FAST TRACK URGENT CARE CENTER - DOWNTOWN			2	100%	2
UNIVERSITY HOSPITAL OF BROOKLYN		2			2
ERIC C MARSHAL MD, PC DBA MINUTECLINIC		2			2
ORANGE COUNTY HEALTH DEPT			2	100%	2
CARENOW URGENT CARE - LAKE MARY			2	100%	2
OHIO DEPARTMENT OF HEALTH LABORATORY		2			2
LEXINGTON MEDICAL CENTER			2	100%	2
MEDLABS DIAGNOSTICS		2			2
AZALEA HEALTH		1	1	50%	2
BIOHEALTH MEDICAL LAB INC			2	100%	2
ABSOLUTE HEALTH INTERNAL MED & PEDIATRICS		2			2
MINUTECLINIC DIAGNOSTIC OF PENNSYLVANIA, LLD #1545		2			2
MINUTECLINIC DIAGNOSTIC		1	1	50%	2
BAYLOR ESOTERIC AND MOLECULAR LAB			2	100%	2
OSWEGO HOSPITAL LABORATORY		2			2
AMERICAN MEDICAL LABORATORIES			2	100%	2
LABCORP SOUTH CHARLESTON			2	100%	2

# COVID-19: testing by laboratory

Data through Sep 24, 2020 verified as of Sep 25, 2020 at 09:25 AM

Data in this report are provisional and subject to change.

The numbers in the table below represent the number of Florida and non-Florida residents for whom test results were received by the Department of Health. A person can be tested by more than one laboratory and can have both positive and negative results. **Therefore, the sum of the numbers in each column will be larger than the total number of people tested.**

Reporting lab	Inconclusive	Negative	Positive	Percent positive	Total
MID-HUDSON VALLEY DIVISION OF WESTCHESTER MEDICAL		2			2
LABORATORY CORPORATION OF AMERICA		1	1	50%	2
CLERMONT ADVENTHEALTH CENTRA CARE			2	100%	2
OMNI			2	100%	2
THE MANOR AT CARPENTERS			2	100%	2
CARE FAST MURABELLA			2	100%	2
TUFTS MEDICAL CENTER			2	100%	2
LABCORP - STUART		1	1	50%	2
BFT LAB			2	100%	2
NLC LABS			2	100%	2
NORTH DAKOTA DEPT OF HEALTH MICROBIOLOGY			2	100%	2
BIRMINGHAM VAMC		1	1	50%	2
CAREWELL URGENT CARE			2	100%	2
MOUNT SINAI HOSPITAL LABORATORY		1	1	50%	2
MEYER PEDIATRICS			2	100%	2
CVS PHARMACY INC DBA CVS PHARMACY #10227		2			2
Cleveland Clinic Weston			2	100%	2
NEW YORK STATE ELR - CENTREX CLINICAL LABS INC		2			2
NEW YORK STATE ELR - CHAMPLAIN VALLEY PHYSICIANS HOSPITAL		2			2
DEPARTMENT OF PATHOLOGY ROME MEMORIAL		2			2
GALEN BAYLOR EXTENSION		2			2
LEGACY LABORATORY SERVICES			2	100%	2
ROANE MEDICAL CENTER		1	1	50%	2
LAKESIDE OAKS			2	100%	2
LAKEWOOD RANCH ER 24/7			2	100%	2
MADISON COUNTY HEALTH DEPARTMENT		2			2
EDEN SPRINGS NURSING AND REHAB CENTER			2	100%	2
MEDICAL CENTER ENTERPRISE			2	100%	2
MAILBOX DIAGNOSTICS		1	1	50%	2
MINUTE CLINIC, LLC DBA MINUTECLINIC #4505		2			2
ADVENTIST HEALTH SYSTEM FLORIDA		2			2
COMMONWEALTH OF MASSACHUSETTS			2	100%	2
SCHOOL OF PHARMACY AND PHARMACEUTICAL		2			2
DARDEN WELLNESS CENTER		2			2
NORTH SHORE HEMATOLOGY-ONCOLOGY ASSOCIATES, PC		2			2
SANFORD REGIONAL HOSPITAL WORTHINGTON		2			2
THE CLINIC PREMISE HEALTH			2	100%	2
THOMAS LANGLEY			2	100%	2
NOVADIX		2			2
CELERION			2	100%	2
SUNCOAST BLOOD BANK			2	100%	2
STARKE FAMILY MEDICAL CENTER		2			2
APOLLO SURGERY CENTER			2	100%	2
ADVANCED MEDICAL CARE			2	100%	2
ST. JOSEPH REGIONAL MEDICAL CENTER			2	100%	2
JACKSON LABORATORY OF GENOMIC MEDICINE		2			2



# COVID-19: testing by laboratory

Data through Sep 24, 2020 verified as of Sep 25, 2020 at 09:25 AM

Data in this report are provisional and subject to change.

The numbers in the table below represent the number of Florida and non-Florida residents for whom test results were received by the Department of Health. A person can be tested by more than one laboratory and can have both positive and negative results. **Therefore, the sum of the numbers in each column will be larger than the total number of people tested.**

Reporting lab	Inconclusive	Negative	Positive	Percent positive	Total
ST JOSEPHS CHILDRENS HOSPITAL OUTREACH			2	100%	2
SJH			2	100%	2
SPRINGS MEDICAL LAB		1	1	50%	2
FLORIDA HEALTH CARE PLANS			2	100%	2
VIDANT MEDICAL CENTER			2	100%	2
WHOLE CHILD PEDIATRICS			2	100%	2
VALENCIA HILLS HEALTH AND REHABILITATION CENTER			2	100%	2
BAPTIST HEALTH MEDICAL CENTER			2	100%	2
ALTRU DIAGNOSTICS INC			2	100%	2
WALGREENS #4705		2			2
WALGREENS #03136		2			2
W. FRANK WELLS NURSING HOME			2	100%	2
WALGREENS # 05818		2			2
FCHC (OB)-DARWIN SQUARE CTR.			2	100%	2
UNIVERSITY OF KANSAS MEDICAL CENTER			2	100%	2
SARASOTA MEMORIAL MEDICAL URGENT CARE CENTER			2	100%	2
RUSH UNIVERSITY MEDICAL CENTER LABORATORY			2	100%	2
SCDHEC BUREAU OF LABORATORIES			2	100%	2
UT MEMPHIS UNIVERSITY HEALTH SERVICES			2	100%	2
PTC LABORATORIES			2	100%	2
OKLAHOMA STATE DEPARTMENT OF HEALTH-PUBLIC HEALTH LABORATORY			2	100%	2
FAMILY MEDICINE AT WATERMAN		2			2
SUNCOAST PATHOLOGY ASSOCIATES			2	100%	2
SOUTHERN OCEAN MEDICAL CENTER		2			2
SPARROW CENTRAL LAB			2	100%	2
BAYVIEW MEDICAL		2			2
MAUREEN OROURKE-FUTEY			2	100%	2
ST LUKES HOSPITAL			2	100%	2
PEDIATRIC CARE CENTER- JACKSONVILLE BEACH		1	1	50%	2
WALGREENS #02862		2			2
RASHDA ALBIBI M.D. P.A.			2	100%	2
JOHN D. ARCHBOLD MEM. HOSPITAL			2	100%	2
MEDICAL CENTER AT OCEAN REEF		1	1	50%	2
ST PETERSBURG PEDIATRICS-EAST BAY			2	100%	2
UK HEALTHCARE			2	100%	2
TRINITAS REGIONAL MEDICAL CENTER		1	1	50%	2
MEMORIAL HERMANN CONSOLIDATED LABORATORY SERVICES			2	100%	2
QUEST DIAGNOSTICS-OCALA-SW HIGHWAY 200		2			2
LAB CORP PHOENIX			2	100%	2
MEDSTAR HARBOR HOSPITAL			2	100%	2
MERCY HEALTH—MUSKEGON		2			2
BAYCARE MEDICAL GROUP			2	100%	2
UC CORAL GABLES			2	100%	2
ALVERNO CLINICAL LABORATORIES			2	100%	2
ARNOLD PALMER HOSPITAL LABORATORY			2	100%	2
UNIVERSITY OF AL STUDENT HEALTH CENTER			2	100%	2

# COVID-19: testing by laboratory

Data through Sep 24, 2020 verified as of Sep 25, 2020 at 09:25 AM

Data in this report are provisional and subject to change.

The numbers in the table below represent the number of Florida and non-Florida residents for whom test results were received by the Department of Health. A person can be tested by more than one laboratory and can have both positive and negative results. **Therefore, the sum of the numbers in each column will be larger than the total number of people tested.**

Reporting lab	Inconclusive	Negative	Positive	Percent positive	Total
PIEDMONT HOSPITAL LAB			2	100%	2
ALLIANCE LABS @LRMC			2	100%	2
SYLVAN NURSING			2	100%	2
WALGREENS #04417		2			2
PHYSICIANS LABORATORY SERVICES			2	100%	2
VA HOSPITAL			2	100%	2
TMH EC NORTHEAST LABORATORY			2	100%	2
VERMONT DEPARTMENT OF HEALTH LABORATORY		1	1	50%	2
GEORGIA DEPARTMENT OF PUBLIC HEALTH			2	100%	2
TREASURE COAST COMMUNITY HEALTH			2	100%	2
UNIVERSITY OF WASHINGTON MEDICAL CENTER			2	100%	2
RIVERVIEW MEDICAL CLINIC		2			2
GREENVILLE MEMORIAL HOSPITAL LAB			2	100%	2
UF HEALTH FAMILY MEDICINE-KERNAN SQUARE			2	100%	2
GEISINGER MEDICAL CENTER		2			2
SOUTHEAST GEORGIA HEALTH SYSTEM			2	100%	2
NEBRASKA MEDICAL CENTER			2	100%	2
HARTFORD HOSPITAL ANCILLARY LAB		1	1	50%	2
EMORY UNIVERSITY HOSPITAL			2	100%	2
FLORIDA MEDICAL CLINIC PA		2			2
RAPID CITY RUGENT CARE			2	100%	2
COASTAL MEDICAL LAB			2	100%	2
HOME ACCESS HEALTH			2	100%	2
CONEMAUGH MEMORIAL MEDICAL CENTER		2			2
IN & OUT URGENT CARE METAIRIE			2	100%	2
GENETIC TECHNOLOGICAL INNOVATIONS			2	100%	2
GEORGE SAFRAN MD PC		2			2
FLORIDA CLINICAL LABORATORY INC			2	100%	2
PUBLIC HEALTH LABORATORY	1		1	50%	2
NEW YORK STATE ELR - AUBURN COMMUNITY HOSPITAL		2			2
STEWART ST ELIZABETH MEDICAL CENTER			2	100%	2
WALGREENS #07388		2			2
DEKALB MEDICAL CENTER LABORATORY			2	100%	2
HARMONY CLINIC		1	1	50%	2
SIMED LABORATORY		1	1	50%	2
NEW YORK STATE DEPARTMENT OF HEALTH		1	1	50%	2
ERIE COUNTY MEDICAL CTR CLINICAL LABS		2			2
DYNACARE LABORATORIES			2	100%	2
ISLAND COAST PEDIATRICS IN-HOUSE LAB		2			2
PHYSICIANS IMMEDIATE CARE AURORA			2	100%	2
COLORADO DEPARTMENT OF HEALTH LABORATORY SERVICES DIVISION			2	100%	2
GANDY CROSSING CARE CENTER			2	100%	2
MAKO MEDICAL			2	100%	2
JOHNSON CITY MEDICAL CENTER		1	1	50%	2
BRITO MEDICAL CENTER			2	100%	2
LOWELL GENERAL HOSPITAL			2	100%	2

# COVID-19: testing by laboratory

Data through Sep 24, 2020 verified as of Sep 25, 2020 at 09:25 AM

Data in this report are provisional and subject to change.

The numbers in the table below represent the number of Florida and non-Florida residents for whom test results were received by the Department of Health. A person can be tested by more than one laboratory and can have both positive and negative results. **Therefore, the sum of the numbers in each column will be larger than the total number of people tested.**

Reporting lab	Inconclusive	Negative	Positive	Percent positive	Total
ENGLEWOOD HOSPITAL AND MEDICAL CENTER			2	100%	2
CAREFAST MURABELLA		2			2
MEDICAL CENTER LABORATORY			2	100%	2
MARSHFIELD LABORATORIES			2	100%	2
URGENT CARE WEST CLINIC			2	100%	2
COMPUNET CLINICAL LAB			2	100%	2
UNIVERSITY OF MICHIGAN		2			2
YORK HOSPITAL - LABORATORY			2	100%	2
LABCORP - OHIO			2	100%	2
PRACTICE MANAGEMENT OF AMERICA, INC.			2	100%	2
VIGILINT HEALTHCARE		1	1	50%	2
INTERNAL MEDICINE ASSOCIATES-DUNELLON			2	100%	2
JRS LABORATORY			2	100%	2
PALOS COMMUNITY HOSPITAL LABORATORY			2	100%	2
TALLAHASSEE MEMORIAL HEALTHCARE FAMILY MED RESIDENCY			2	100%	2
LEESBURG REGIONAL MEDICAL CENTER		1	1	50%	2
JERSEY SHORE MEDICAL CENTER		2			2
RAINY LAKE MEDICAL CENTER			2	100%	2
CENTRA CARE WINTER HAVEN		1	1	50%	2
GENETIC ASSAYS INC			2	100%	2
CROSSROADS			2	100%	2
WALGREENS # 03852		2			2
QUEST DIAGNOSTICS-OCALA-SE 3RD		2			2
ADVANCED URGENT CARE CENTER OF THE UPPER KEYS			2	100%	2
UNIVERSITY OF MARYLAND MEDICAL CENTER			2	100%	2
PREMIER LABORATORY SERVICES, LLC			2	100%	2
TRICORE REFERENCE LABORATORY		1	1	50%	2
SHANDS AT LAKE SHORE LAB			2	100%	2
NORTHPORT MEDICAL CENTER LAB		2			2
ONslow MEMORIAL HOSPITAL LABORATORY		2			2
ACL LABORATORIES INDUSTRIAL TOXICOLOGY			2	100%	2
FIRST CARE - MIDDLESBORO			2	100%	2
WALGREEN EASTERN CO, INC		2			2
UT SOUTHWESTERN MEDICAL CENTER			2	100%	2
LABCORP - DAYTONA BEACH			2	100%	2
NORTH PINELLAS CHILDRENS MEDICAL CENTER			2	100%	2
JOHNNIE RUTH CLARKE LAB			2	100%	2
NATIONWIDE LABORATORY SERVICES		1	1	50%	2
PREMIER MEDICAL LABORATORY			2	100%	2
SOUTHEASTERN PEDIATRIC ASSOCIATES			2	100%	2
CUMBERLAND MEDICAL CENTER INC		2			2
NORTHWELL HEALTH			2	100%	2
NORTHEAST ALABAMA REGIONAL MEDICAL CENTER		1	1	50%	2
PATHLINE			2	100%	2
VETERANS OUTPATIENT CLINIC			2	100%	2
MUNSON MEDICAL CENTER			2	100%	2

# COVID-19: testing by laboratory

Data through Sep 24, 2020 verified as of Sep 25, 2020 at 09:25 AM

Data in this report are provisional and subject to change.

The numbers in the table below represent the number of Florida and non-Florida residents for whom test results were received by the Department of Health. A person can be tested by more than one laboratory and can have both positive and negative results. **Therefore, the sum of the numbers in each column will be larger than the total number of people tested.**

Reporting lab	Inconclusive	Negative	Positive	Percent positive	Total
WILMINGTON VA MEDICAL CENTER			1	100%	1
NEW YORK STATE ELR - MERCY MEDICAL CENTER		1			1
TWIN			1	100%	1
BRANDON REGIONAL EMERGENCY CTR			1	100%	1
CLERMONT HEALTH AND REHAB			1	100%	1
THE CHILDREN'S HOSPITAL OF PHILADELPHIA		1			1
CLEVELAND CLINIC OHIO LABORATORIES			1	100%	1
CHP COVID-19 (TX)			1	100%	1
UNIVERSITY LAB			1	100%	1
UMASS MEMORIAL MEDICAL CENTER, INC		1			1
ADVENT HEALTH PRIMARY CARE AT OWASA			1	100%	1
MOSAIC MEDICAL CENTER MARYVILLE			1	100%	1
UNKNOWN - MI			1	100%	1
UNKN			1	100%	1
UNIVERSITY OF IOWA HOSPITALS & CLINICS			1	100%	1
UPMC NORTHWEST HOSPITAL			1	100%	1
UNITED MEMORIAL MEDICAL CENTER			1	100%	1
VA OUT PATIENT CENTER			1	100%	1
CARITHERS PEDIATRIC GROUP			1	100%	1
UF STUDENT HEALTH CARED CENTER			1	100%	1
CAREWELL JW - WORCESTER LNC			1	100%	1
WALGREENS #06961		1			1
WELLSNOW URGENT CARE-OSWEGO			1	100%	1
VA HOSPITAL PATH & LAB			1	100%	1
VIBRANT AMERICA		1			1
VAIL VALLEY MEDICAL CENTER			1	100%	1
WALK IN URGENT CARE			1	100%	1
CAREWELL URGENT CARE FITCHBURG			1	100%	1
ACCESSLAB		1			1
UT AUSTIN UNIVERSITY HEALTH SERVICES			1	100%	1
VA GREATER LOS ANGELES HEALTH CARE SYSTEM			1	100%	1
US SPECIALTY LABS			1	100%	1
Walker BaptistMedCtr			1	100%	1
SHAMRA MEDICAL LABORATORY			1	100%	1
MEDCOMP SCIENCES, LLC			1	100%	1
STANFORD HEALTH CARE ANATOMIC PATHOLOGY & CLINICAL LAB			1	100%	1
CULVER CITY URGENT CARE			1	100%	1
WALKIN MEDICAL URGENT CARE,NEW CITY			1	100%	1
SOUTHWEST FLORIDA DIVISION LAB			1	100%	1
SPARTANBURG REGIONAL MEDICAL CENTER			1	100%	1
ST. VINCENT HOSPITAL			1	100%	1
STANLY REGIONAL MEDICAL CENTER			1	100%	1
DE TAR HOSPITAL			1	100%	1
BELLIN HEALTH LAB			1	100%	1
CRUC CMCH-COVID-19		1			1
SUNY UPSTATE MEDICAL UNIVERSITY			1	100%	1

# COVID-19: testing by laboratory

Data through Sep 24, 2020 verified as of Sep 25, 2020 at 09:25 AM

Data in this report are provisional and subject to change.

The numbers in the table below represent the number of Florida and non-Florida residents for whom test results were received by the Department of Health. A person can be tested by more than one laboratory and can have both positive and negative results. **Therefore, the sum of the numbers in each column will be larger than the total number of people tested.**

Reporting lab	Inconclusive	Negative	Positive	Percent positive	Total
SELF REGIONAL HEALTHCARE			1	100%	1
ALLIANCE LABORATORY SERVICES			1	100%	1
BEAUMONT REFERENCE LABORATORY			1	100%	1
CVS UT2297068CV SALT LAKE CITY		1			1
UW HOSPITAL AND CLINICS			1	100%	1
CRESTWOOD MEDICAL CENTER		1			1
WARD MEMORIAL HOSPITAL		1			1
AFFILIATED LABORATORIES INC			1	100%	1
VERITOR		1			1
VELOCITY CARE			1	100%	1
SANFORD PGA CH BUFFALO RIDGE SPRINGS		1			1
THE WOLFF CENTER FOR CHILD & ADOLESCENT HEALTH			1	100%	1
CRESTVIEW REHABILITATION CENTER			1	100%	1
TEXAS MEDCLINIC			1	100%	1
TAMPA		1			1
TENNOVA HEALTHCARE - CLEVELAND			1	100%	1
UT PATH			1	100%	1
RIVIERA BEACH HEALTH CENTER LAB			1	100%	1
ADVANCED URGENT CARE OF MARATHON			1	100%	1
PINELLAS CHD - CLEARWATER			1	100%	1
PEACHEALTH LABORATORIES		1			1
TIMPANOGOS REGIONAL HOSPITAL			1	100%	1
WALGREENS #10125		1			1
DHEC - S.C PUBLIC HEALTH LAB			1	100%	1
VILKOR SCIENTIFIC			1	100%	1
CQUENTIA NGS, LLC			1	100%	1
ADVENTIST HINSDALE HOSPITAL LABORATORY			1	100%	1
NAVAL MEDICAL CENTER			1	100%	1
LAKEVIEW REGIONAL HOSPITAL			1	100%	1
APS-SUMMIT CARE PHARMACY, LLC DBA OMNICARE		1			1
SAINT BARNABAS MEDICAL CENTER		1			1
LABCORP KANSAS CITY			1	100%	1
VIVEX/UMTB BIOMEDICAL			1	100%	1
BMC/JACSONVILLE		1			1
BARDMOOR LABORATORY			1	100%	1
HARDIN MEMORIAL HOSPITAL - HEARTLAND PATHOLOGY CONSULTANTS			1	100%	1
YUMA REGIONAL MEDICAL CENTER			1	100%	1
MINUTECLINIC DIAGNOSTICS MEDICAL GROUP		1			1
GEORGETOWN URGENT CARE			1	100%	1
WALGREENS #02798		1			1
RIVERSIDE METHODIST HOSPITAL LAB			1	100%	1
HYDE PARK MEDICAL CENTER		1			1
CHATSWORTH ASSISTED LIVING COMMUNITY AT PGA NATIONAL			1	100%	1
SCIENTIA DIAGNOSTICS			1	100%	1
CLINICAL LABORATORY DEPARTMENT			1	100%	1
CLEVELAND TENNESSEE HOSPITAL COMPANY		1			1

# COVID-19: testing by laboratory

Data through Sep 24, 2020 verified as of Sep 25, 2020 at 09:25 AM

Data in this report are provisional and subject to change.

The numbers in the table below represent the number of Florida and non-Florida residents for whom test results were received by the Department of Health. A person can be tested by more than one laboratory and can have both positive and negative results. **Therefore, the sum of the numbers in each column will be larger than the total number of people tested.**

Reporting lab	Inconclusive	Negative	Positive	Percent positive	Total
ST. MARY MEDICAL CENTER		1			1
REFERENCE LABORATORY			1	100%	1
TMH CANCER CENTER LABORATORY			1	100%	1
WYOMING PUBLIC HEALTH LAB			1	100%	1
WESTOX LABS		1			1
GEORGE WASHINGTON UNIVERSITY HOSPITAL			1	100%	1
DUKE UNIVERSITY POINT OF CARE TESTING PROGRAM			1	100%	1
DALLAS MEDICAL CENTER			1	100%	1
WALGREENS #10275		1			1
CORTLAND REGIONAL MEDICAL CENTER		1			1
WALGREENS #07636		1			1
CONSULATE HEALTH CARE SAFETY HARBOR			1	100%	1
PATHGROUP LABS, LLC			1	100%	1
BROOKSVILLE REGIONAL HOSPITAL			1	100%	1
QUEST DIAGNOSTICS INC		1			1
BRANDON OUTREACH CLINIC			1	100%	1
SYNERGENE LABORATORY			1	100%	1
UNIVERSITY OF MARYLAND PATHOLOGY ASSOCIATES			1	100%	1
ADVENTHEALTH CENTRA CARE - KIDS LAKE MARY		1			1
ADVANCED URGENT CARE LLC			1	100%	1
BAYONET POINT HOSPITAL LAB			1	100%	1
SURETOX LABORATORY LLC			1	100%	1
HOUSTON HEALTH DEPARTMENT - BUREAU OF LABORATORY SERVICES			1	100%	1
AHEC CLINIC		1			1
BOSTON MEDICAL CENTER			1	100%	1
ALABAMA REFERENCE LAB			1	100%	1
SUMNER REGIONAL MEDICAL CENTER		1			1
BAPTIST OUTPATIENT SERVICES			1	100%	1
BAPTIST HEALTH LEXINGTON			1	100%	1
STEPHENS COUNTY HOSPITAL			1	100%	1
CENTRA CARE DR. PHILLIPS			1	100%	1
TENNOVA ER - SANGO			1	100%	1
OXY-GENLAB			1	100%	1
CENTRAL FLORIDA PEDIATRICS			1	100%	1
TGH Brandon Healthplex Laboratory			1	100%	1
CENTRAL DUPAGE HOSPITAL			1	100%	1
ADVANCED MEDICAL LABORATORIES (AML)			1	100%	1
BIODORON LABORATORIES			1	100%	1
ST MARY'S OF SAGINAW		1			1
HILTON HEAD HOSPITAL/INPATIENT			1	100%	1
SPECTRUM ADVANCED TECHNOLOGY LABORATORY			1	100%	1
BRISTOL REGINAL MEDICAL CENTER			1	100%	1
TENNESSEE VALLEY HCS			1	100%	1
LIBERTY HEALTH CENTER			1	100%	1
ANGEL KIDS PEDIATRICS- NORMANDY LOCATION		1			1
TAMPA GENERAL MEDICAL GROUP LABORATORY HEALTHPARK			1	100%	1

# COVID-19: testing by laboratory

Data through Sep 24, 2020 verified as of Sep 25, 2020 at 09:25 AM

Data in this report are provisional and subject to change.

The numbers in the table below represent the number of Florida and non-Florida residents for whom test results were received by the Department of Health. A person can be tested by more than one laboratory and can have both positive and negative results. **Therefore, the sum of the numbers in each column will be larger than the total number of people tested.**

Reporting lab	Inconclusive	Negative	Positive	Percent positive	Total
UNIVERSITY OF MISSOURI HEALTHCARE			1	100%	1
BABTIST HOSPITAL			1	100%	1
SUNRISE DIAGNOSTIC LABORATORY			1	100%	1
ASCENSION ST. MICHAEL'S HOSPITAL LAB			1	100%	1
TENNESSEE DOH - KNOXVILLE			1	100%	1
THOMAS HOSPITAL			1	100%	1
AFFINITY URGENT CARE			1	100%	1
WOMEN'S CARE FLORIDA LABORATORY			1	100%	1
CAROMONT HEALTH			1	100%	1
AMD			1	100%	1
UNIVERSITY OF BALTIMORE WASHINGTON MEDICAL CENTER			1	100%	1
BAYSTATE MEDICAL CENTER			1	100%	1
BLUEWATER TOXICOLOGY			1	100%	1
WEST KENDALL HOSPITAL			1	100%	1
WEST VIRGINIA UNIVERSITY HOSPITALS			1	100%	1
TRUMAN MEDICAL CENTER - HOSPITAL HILL			1	100%	1
MEDICAL CLINIC OF HOUSTON			1	100%	1
WEST COAST CLINICAL LABS INC			1	100%	1
QUEST DIAGNOSTICS-WEST HILLS		1			1
TIEHH BIOTERRORISM RESPONSE LAB			1	100%	1
THE HEART HOSPITAL BAYLOR PLANO			1	100%	1
STARR COUNTY MEMORIAL HOSPITAL			1	100%	1
TITUSVILLE FAMILY PRACTICE			1	100%	1
WIREGRASS CLINIC LLC		1			1
BERKSHIRE MEDICAL CENTER			1	100%	1
UNITED HEALTHCARE			1	100%	1
NEW YORK STATE ELR - ST BARNABAS HOSPITAL		1			1
DAVID LAWRENCE CENTER			1	100%	1
VAULT MEDICAL SERVICES			1	100%	1
COMPREHENSIVE CHILDCARE			1	100%	1
ST VINCENT'S ST CLAIR HOSPITAL LABORATORY		1			1
VAULT HEALTH			1	100%	1
DELTON HEALTH CARE			1	100%	1
MINUTE CLINIC DIAGNOSTIC OF VIRGINIA		1			1
SKY RIDGE MEDICAL CENTER - MICRO			1	100%	1
WYOMING COUNTY COMMUNITY HOSPITAL LABORATORY		1			1
WALGREENS # 7308		1			1
DOCTOR'S IN-HOUSE LAB/COMMUNITY HEALTH CENTERS OF PINELLAS - CLEARWATE			1	100%	1
AUGUSTA HEALTH CLINICAL LABORATORY			1	100%	1
FLORIDA KEYS PED AND ADOLES CTR			1	100%	1
UNIVERSITY HOSPITALS OF CLEVELAND			1	100%	1
JACKSON MADISON CO. GEN. HOSPITAL			1	100%	1
UNIVERSITY OF FLORIDA LAB-OUTPATIENT			1	100%	1
MARYLAND DEPARTMENT OF HEALTH AND MENTAL HYGIENE-LABORATORIES			1	100%	1
SV MOBILE HEALTH			1	100%	1
SUMMIT LABORATORY			1	100%	1

# COVID-19: testing by laboratory

Data through Sep 24, 2020 verified as of Sep 25, 2020 at 09:25 AM

Data in this report are provisional and subject to change.

The numbers in the table below represent the number of Florida and non-Florida residents for whom test results were received by the Department of Health. A person can be tested by more than one laboratory and can have both positive and negative results. **Therefore, the sum of the numbers in each column will be larger than the total number of people tested.**

Reporting lab	Inconclusive	Negative	Positive	Percent positive	Total
State Lab Unspecifd			1	100%	1
URGENT CARE NEW SMYRNA BEACH			1	100%	1
CHRISTIANA HOSPITAL		1			1
UTMB PATHOLOGY CLINICAL SERVICES LABORATORY			1	100%	1
COLOR GENOMICS, INC.			1	100%	1
UNIVERSITY OF MISSOURI HEALTH CARE			1	100%	1
UPSON REGIONAL MEDICAL CENTER			1	100%	1
WALGREENS #05362		1			1
MERCY MEDICAL CENTER			1	100%	1
MERITER LABORATORIES			1	100%	1
MERCY HEALTH LAB			1	100%	1
PALM SPRINGS GENERAL HOSPITAL			1	100%	1
LOYOLA UNIVERSITY MEDICAL CENTER LABORATORY			1	100%	1
LAKEVIEW HEALTH SYSTEMS			1	100%	1
LABORTORY COPORATION OF AMERICA			1	100%	1
LAWNWOOD REGIONAL MED CENTER		1			1
LEESBURG FAMILY MEDICINE		1			1
PALMETTO PRIMARY CARE PHYSICIANS			1	100%	1
LAWRENCE GENERAL HOSPITAL			1	100%	1
MID FLORIDA COMMUNITY SERVICES			1	100%	1
LARGO MEDICAL CENTER INDIAN ROCKS			1	100%	1
NEW YORK PRESBYTERIAN HOSPITAL			1	100%	1
Mt Sinai Aventura			1	100%	1
MD ANDERSON			1	100%	1
MAYO CLINIC LABS			1	100%	1
MEDICAL ARTS LABORATORY			1	100%	1
LONG ISLAND JEWISH FOREST HILLS HOSPITAL		1			1
MAGNOLIA PEDIATRICS			1	100%	1
HEALTH CENTERS AT BRENTWOOD			1	100%	1
HAWAII DEPARTMENT OF HEALTH LAB			1	100%	1
NEW GEN LABS			1	100%	1
HENRICO DOCTOR'S LABORATORY			1	100%	1
PENINSULA REGIONAL MED CTR LAB			1	100%	1
POMONA VALLEY COMMUNITY HOSPITAL			1	100%	1
NORTON HEALTHCARE			1	100%	1
FIRST CHOICE MEDICAL PC			1	100%	1
HAVASU REGIONAL MEDICAL CENTER			1	100%	1
NEW YORK STATE ELR - FLUSHING HOSPITAL MEDICAL CENTER		1			1
KANA MEDICAL			1	100%	1
JS HEALTHCARE			1	100%	1
FLORIDA DEPARTMENT OF HEALTH IN MIAMI DADE COUNTY			1	100%	1
LABCORP HOUSTON			1	100%	1
Lab MSMC Hialeah			1	100%	1
PEDIATRIC ASSOCIATES - JACKSONVILLE			1	100%	1
NDX-CORE LAB			1	100%	1
MISSION HOSPITAL			1	100%	1



# COVID-19: testing by laboratory

Data through Sep 24, 2020 verified as of Sep 25, 2020 at 09:25 AM

Data in this report are provisional and subject to change.

The numbers in the table below represent the number of Florida and non-Florida residents for whom test results were received by the Department of Health. A person can be tested by more than one laboratory and can have both positive and negative results. **Therefore, the sum of the numbers in each column will be larger than the total number of people tested.**

Reporting lab	Inconclusive	Negative	Positive	Percent positive	Total
IVAN, MAYA			1	100%	1
MID FLORIDA CLINICAL LABORATORY			1	100%	1
OAKWOOD HOSPITAL - SOUTHSHORE			1	100%	1
CVS/PHARMACY #12000		1			1
SCIENCE CARE			1	100%	1
SKIPPACK MEDICAL LAB			1	100%	1
SPECIALTY DRUG TESTING			1	100%	1
SMITH NORTHVIEW HOSPITAL LAB			1	100%	1
INSPIRIT SENIOR LIVING			1	100%	1
EAST FL CORE LAB			1	100%	1
DELAWARE DIAGNOSTICS LABS			1	100%	1
SANFORD MOBILE LAB PGA TOUR		1			1
RHODE ISLAND DEPARTMENT OF HEALTH			1	100%	1
FIRST QUALITY LABORATORY			1	100%	1
CITRUS PARK			1	100%	1
FLORIDA CANCER SPECIALISTS AND RESEARCH			1	100%	1
FLORIDA DEPARTMENT OF HEALTH PALM BEACH COUNTY			1	100%	1
CHIEFLAND MEDICAL CENTER			1	100%	1
ST CATHERINE HOSPITAL LABORATORY			1	100%	1
SPINE & PAIN CONSULTANT PLLC		1			1
NAVAL BRANCH MEDICAL CLINIC			1	100%	1
ESOTERIX GENETIC LABORATORIES		1			1
CLIFFORD CHESTER SIMS VA NURSING HOME			1	100%	1
HEALTH NETWORK LABORATORIES		1			1
NITE LITE PEDIATRICS - JACKSONVILLE		1			1
GLOBAL CENTRAL LABS AT PPD		1			1
HACKENSACK UNIVERSITY MEDICAL CENTER		1			1
PARADIGM LABORATORIES			1	100%	1
NORDX			1	100%	1
NOT GIVEN			1	100%	1
HILLVIEW LABORATORY			1	100%	1
NORTH BROWARD MEDICAL CENTER			1	100%	1
OCEAN MEDICAL CENTER		1			1
DOCS URGENT CARE			1	100%	1
PINELLAS PARK HEALTH CENTER - PINELLAS CHD			1	100%	1
HORIZON MEDICAL CENTER			1	100%	1
PROGENESIS INC			1	100%	1
ILLINOIS DEPT OF PUBLIC HEALTH LABS			1	100%	1
EXCEL URGENT CARE OF NJ			1	100%	1
NEW YORK UNIVERSITY MEDICAL CENTER			1	100%	1
ERDOX		1			1
PHYSICIANS IMMEDIATE CARE ELGIN			1	100%	1
EH FARGO HOSPITAL LABORATORY			1	100%	1
ELITE CARE			1	100%	1
LEGACY ER & URGENT CARE - FRISCO WEST			1	100%	1
ELMHURST MEMORIAL HOSPITAL			1	100%	1

# COVID-19: testing by laboratory

Data through Sep 24, 2020 verified as of Sep 25, 2020 at 09:25 AM

Data in this report are provisional and subject to change.

The numbers in the table below represent the number of Florida and non-Florida residents for whom test results were received by the Department of Health. A person can be tested by more than one laboratory and can have both positive and negative results. **Therefore, the sum of the numbers in each column will be larger than the total number of people tested.**

Reporting lab	Inconclusive	Negative	Positive	Percent positive	Total
LABCORP - LADY LAKE			1	100%	1
NATIONAL JEWISH HEALTH			1	100%	1
MCH PHYSICIANS GROUP			1	100%	1
EXPRESSCARE URGENT CARE CENTER			1	100%	1
MEDICAL UNIVERSITY SC HOSPITAL			1	100%	1
DUKE HEALTH REGIONAL HOSPITAL			1	100%	1
MHS LAB		1			1
NORTH SHORE MEDICAL CENTER - SALEM HOSPITAL			1	100%	1
KENTUCKY CABINET FOR HEALTH AND FAMILY SERVICES			1	100%	1
NORTHSIDE HOSPITAL DULUTH			1	100%	1
JEFFERSON COUNTY HEALTH DEPARTMENT-MONTICELLO		1			1
RHEA MEDICAL CENTER		1			1
NEW YORK STATE ELR - MONTEFIORE MEDICAL CENTER LABORATORIES - WEILER			1	100%	1
RIVERSIDE COUNTY PUBLIC HEALTH LABORATORY			1	100%	1
RIDGEWOOD DIAGNOSTIC LABORATORY			1	100%	1
KETTERING MEDICAL CENTER			1	100%	1
KEY WEST BRANCH MEDICAL CLINIC			1	100%	1
HEALTH ALLIANCE			1	100%	1
INTERNATIONAL MEDICAL LABORATORY		1			1
OMNICARE PHARMACY OF TEXAS 1, LP		1			1
PEACEHEALTH LABORATORIES			1	100%	1
OHIO DEPARTMENT OF HEALTH			1	100%	1
INDIAN RIVER CLINICAL LABORATORY, INC.		1			1
PARKWAY REGIONAL MEDICAL CENTER LAB			1	100%	1
INFECTION CONTROL DEPT			1	100%	1
INTERMOUNTAIN MEDICAL CENTER			1	100%	1
INNOVATIVE COVID-DIVERSEY			1	100%	1
FINLAY		1			1
POUDRE VALLEY HOSPITAL			1	100%	1
MEDICAL ASSOCIATES OF CARTER		1			1
Lourdes Hospital			1	100%	1
Masonic Medical Research Institute			1	100%	1
FLORIDA KEYS PED & ADOLES CTR			1	100%	1
GRAND VIEW HOSPITAL			1	100%	1
LABCORP RICHMOND			1	100%	1
PORT SAINT JOHN FAMILY PRACTICE			1	100%	1
FLORIDA HOSPITAL APOPKA			1	100%	1
RENOWN REGIONAL MEDICAL CENTER			1	100%	1
PROPATH			1	100%	1
SPRING HILL REGIONAL HOSPITAL			1	100%	1
ST JOHNS EPISCOPAL HOSPITAL SOUTH SHORE		1			1
EAST BANK HOSPITAL - UNIVERSITY OF MINNESOTA MEDICAL CENTER			1	100%	1
PRIME CARE FAMILY MEDICINE			1	100%	1
ESCAMBIA COUNTY JAIL		1			1
SHARON REGIONAL MEDICAL CENTER			1	100%	1
SILVERMAN			1	100%	1

# COVID-19: testing by laboratory

Data through Sep 24, 2020 verified as of Sep 25, 2020 at 09:25 AM

Data in this report are provisional and subject to change.

The numbers in the table below represent the number of Florida and non-Florida residents for whom test results were received by the Department of Health. A person can be tested by more than one laboratory and can have both positive and negative results. **Therefore, the sum of the numbers in each column will be larger than the total number of people tested.**

Reporting lab	Inconclusive	Negative	Positive	Percent positive	Total
FAMILY CARE PARTNERS			1	100%	1
SMITH KLINE			1	100%	1
ESOTERIC LAB			1	100%	1
ENZO LABS INC			1	100%	1
ORMC-ARDEN/EOI			1	100%	1
OCALA FAMILY MEDICAL CENTER		1			1
ONPOINT URGENT CARE			1	100%	1
DOCTOR'S WALK-IN CLINIC / QUEST DIAGNOSTICS			1	100%	1
DOCTOR'S IN-HOUSE LAB/COMMUNITY HEALTH CENTERS OF PINELLAS – JOHNNIE R			1	100%	1
ECLRS			1	100%	1
PRACTITIONERS IN MOTION			1	100%	1
PLANT CITY PEDIATRICS		1			1
PRIMECARE OF DOTHAN-DALEVILLE CLINIC		1			1
PEDIATRICS OF ALTAMONTE		1			1
PRIMEX CLINICAL LABORATORIES INC			1	100%	1
HANCOCK REGIONAL HOSPITAL		1			1
HOLYOKE MEDICAL CENTER			1	100%	1
REMISE OCCUPATIONAL HEALTH SOLUTIONS INC			1	100%	1
ORANGE COUNTY HEALTH DEPARTMENT		1			1
REGIONAL MEDICAL LABORATORY			1	100%	1
PATHOLOGY REFERENCE LAB LLC			1	100%	1
INNOVATIVE HEALTH DIAGNOSTIC OF CALIFORNIA			1	100%	1
FLORIDA MEDICAL CLINIC - MULTI SPECIALTY CAMPUS			1	100%	1
FALMOUTH BY THE SEA			1	100%	1
FIT4LIFE MEDICAL CENTER			1	100%	1
EXPRESS LAB LIVINGSTON			1	100%	1
SCIENTIFIC LABORATORY COMPANY		1			1
GSM OCED Subsection			1	100%	1
GWINNETT MEDICAL CENTER			1	100%	1
GAMMA HEALTHCARE, INC		1			1
GALVESTON COUNTY HEALTH DISTRICT			1	100%	1
RAINBOW PEDIATRICS			1	100%	1
AUSTIN REGIONAL CLINIC MICROBIOLOGY LAB			1	100%	1
AVERA ST. MARY'S HOSPITAL			1	100%	1
UNITED LABORATORY SERVICES CORP			1	100%	1
MISSOURI DEPARTMENT OF HEALTH AND SENIOR SERVICES - STATE PH LAB		1			1
MILFORD REGIONAL HOSPITAL			1	100%	1
JACKSON CLINIC PA,THE			1	100%	1
SYNAPSE ANALYTICAL LABS		1			1
INTERSCIENCE DIAGNOSTIC LABORATORY		1			1
BAPTIST HEALTH EXPRESS CARE AT KEY BISCAYNE			1	100%	1
THYROID SPECIALTY LABORATORY			1	100%	1
HENRY FORD WEST BLOOMFIELD HOSPITAL			1	100%	1
VIRGINIA DEPT OF HEALTH OFFICE OF EPIDEMIOLOGY			1	100%	1
WALGREEN		1			1
HEARTLAND REGIONAL MEDICAL CENTER		1			1

# COVID-19: testing by laboratory

Data through Sep 24, 2020 verified as of Sep 25, 2020 at 09:25 AM

Data in this report are provisional and subject to change.

The numbers in the table below represent the number of Florida and non-Florida residents for whom test results were received by the Department of Health. A person can be tested by more than one laboratory and can have both positive and negative results. **Therefore, the sum of the numbers in each column will be larger than the total number of people tested.**

Reporting lab	Inconclusive	Negative	Positive	Percent positive	Total
ALPHA CLINICAL LABORATORY CORP.			1	100%	1
US LABORATORIES			1	100%	1
ARKANSAS DEPARTMENT OF HEALTH			1	100%	1
UW MEDICINE VIROLOGY LAB			1	100%	1
ARIZONA STATE LABORATORY			1	100%	1
HIGHLANDS CLINICAL LABORATORY			1	100%	1
SCRIPPS CLINIC MEDICAL			1	100%	1
SARKIS CLINICAL TRIALS			1	100%	1
SIGNATURE CARE MIDLAND			1	100%	1
CELEBRATION HOSPITAL			1	100%	1
CFCH - FROSTPROOF			1	100%	1
CHESAPEAKE REGIONAL MEDICAL CENTER			1	100%	1
MERCY – NORTH IOWA			1	100%	1
REGIONAL MEDICAL CENTER BAYONET POINT			1	100%	1
SAINT JOSEPHS HOSPITAL OF ATLANTA			1	100%	1
SACRED HEART MEDICAL GROUP			1	100%	1
ST. LUCIE COUNTY HEALTH DEPARTMENT		1			1
BIOMERIEUX			1	100%	1
ST. LUKE'S HOSPITAL - BETHLEHEM CAMPUS		1			1
SUNY AT STONY BROOK			1	100%	1
JOHN D. ARCHBOLD MEMORIAL HOSPITAL			1	100%	1
CANDLER HOSPITAL			1	100%	1
MERCYONE DES MOINES MEDICAL CENTER			1	100%	1
MERITUS MEDICAL CENTER			1	100%	1
KANSAS DEPARTMENT OF HEALTH			1	100%	1
CALIFORNIA PUBLIC HEALTH LABORATORY			1	100%	1
WALGREENS #03234		1			1
FHCP-ORANGE CITY			1	100%	1
UMASS MEMORIAL/MARLBORO HOSPITAL			1	100%	1
UNIVERSITY OF FLORIDA			1	100%	1
BEAUFORT MEMORIAL			1	100%	1
BEAUMONT HOSPITAL, GROSSE POINTE			1	100%	1
CHARLOTTE CHD PORT CHARLOTTE		1			1
FLORIDA HOSPITAL WINTER GARDEN			1	100%	1
CAREWELL 203			1	100%	1
UF KANAPAH LAB BEAKER		1			1
FLORIDA EPIDEMIOLOGY PROGRAM			1	100%	1
PARAMOUNT WALK-IN CLINIC			1	100%	1
Viracor Eurofins			1	100%	1
VISTA DEL SOL MED ASSOC		1			1
WALGREENS # 19866		1			1
VITAE DIAGNOSTICS			1	100%	1
BARBARA O'REILLY MD PA		1			1
BASCOM PALMER-MICRO LAB			1	100%	1
VA OUTPATIENT CLINIC			1	100%	1
ATHENS LIMESTONE HOSPITAL		1			1

# COVID-19: testing by laboratory

Data through Sep 24, 2020 verified as of Sep 25, 2020 at 09:25 AM

Data in this report are provisional and subject to change.

The numbers in the table below represent the number of Florida and non-Florida residents for whom test results were received by the Department of Health. A person can be tested by more than one laboratory and can have both positive and negative results. **Therefore, the sum of the numbers in each column will be larger than the total number of people tested.**

Reporting lab	Inconclusive	Negative	Positive	Percent positive	Total
VALLEY HOSPITAL MEDICAL CENTER		1			1
ALABAMA CLINICS			1	100%	1
GREENTREE MEDICAL CENTER			1	100%	1
SEA LEVEL LABS			1	100%	1
GOLDING-GRANADO MEDICAL ASSOCIATES		1			1
ADVANCED LABORATORY SERVICES			1	100%	1
HEALGEN SCIENTIFIC			1	100%	1
MIZELL MEMORIAL HOSPITAL			1	100%	1
HARLEM HOSPITAL CENTER		1			1
WELLINGTON WEST 100176			1	100%	1
WASHINGTON STATE DEPARTMENT OF HEALTH PUBLIC HEALTH LABORATORIES			1	100%	1
ST VINCENT'S MEDICAL CENTER			1	100%	1
DERMDX, DIV OF AURORA DIAGNOSTICS/BERNHARDT LAB		1			1
NORTHWEST FLORIDA CLINICAL LAB			1	100%	1
CLIFTON-FINE HOSPITAL LABORATORY		1			1
ST.ELIZABETH HEALTH CENTER	1				1
EAST TENNESSEE STATE UNIVERSITY		1			1
MONMOUTH MEDICAL CENTER		1			1
SOFTLAB			1	100%	1
DMC UNIVERSITY LABORATORIES		1			1
NEIGHBORCARE PHARMACY SERVICES		1			1
LAKE LURE HEALTH CENTER			1	100%	1
AFC PATRIOT URGENT CARE			1	100%	1
MIAMI BEACH URGENT CARE			1	100%	1
ACCESS HEALTH CARE PHYSICIANS			1	100%	1
ADVANCED MEDICAL GROUP			1	100%	1
LABCORP - JACKSONVILLE			1	100%	1
LABCORP SEATTLE			1	100%	1
LABCORP - SARASOTA		1			1
LAFAYETTE NURSING AND REHAB			1	100%	1
LabCorp L#09258090 M#09258105			1	100%	1
MEDSTAR HEALTH URGENT CARE			1	100%	1
MEDONE URGENT CARE			1	100%	1
DOTHAN PEDIATRIC CLINIC			1	100%	1
METRO HEALTH HOSPITAL LABORATORY		1			1
DESERT HOSPITAL/CPHU CLINICAL LABORATORY			1	100%	1
EDGAR PRICE FAMILY & CHILDREN HEALTHCARE CENTER			1	100%	1
MARION COUNTY HEALTH DEPARTMENT			1	100%	1
MC DIAGNOSTIC OF CONNECTICUT PC #459		1			1
DSI LABORATORIES-NAPLES-7TH			1	100%	1
EAR NOSE AND THROAT ASSOCIATES OF MANATEE, P.A.		1			1
BLUFFTON HEALTH CENTER			1	100%	1
BOULDER COMMUNITY HOSPITAL			1	100%	1
BLOOD SYSTEMS LABORATORIES			1	100%	1
GROVES CENTER			1	100%	1
GIFFORD MEMORIAL HOSPITAL		1			1

# COVID-19: testing by laboratory

Data through Sep 24, 2020 verified as of Sep 25, 2020 at 09:25 AM

Data in this report are provisional and subject to change.

The numbers in the table below represent the number of Florida and non-Florida residents for whom test results were received by the Department of Health. A person can be tested by more than one laboratory and can have both positive and negative results. **Therefore, the sum of the numbers in each column will be larger than the total number of people tested.**

Reporting lab	Inconclusive	Negative	Positive	Percent positive	Total
FLORIDA HOSPITAL LAB			1	100%	1
CATHOLIC HEALTH SYSTEM DEPT LABORATORY		1			1
LABCORP - HOLLYWOOD			1	100%	1
FLORIDA MEDICAL SPECIALISTS		1			1
CAH ACQUISITION COMPANY 11 LLC			1	100%	1
BAPTIST HEALTH			1	100%	1
IGENEX INC		1			1
MINUTECLINIC DIAGNOSTIC OF VIRGINIA, LLC #10454		1			1
AVANTE INVERNESS			1	100%	1
JEFFERSON WASHINGTON TOWNSHIP HOSPITAL		1			1
BAYLOR COLLEGE OF MEDICINE			1	100%	1
MONROE COUNTY HEALTH DEPARTMENT			1	100%	1
BAYFRONT HEALTH DADE CITY			1	100%	1
LABCORP LAFAYETTE		1			1
BAYCARE OUTREACH LAB			1	100%	1
CVS/PHARMACY # 07762		1			1
LAKELAND MEDICAL CENTER			1	100%	1
MARINA DEL REY HOSPITAL LAB			1	100%	1
SANTA MONICA CA-UCLA MC			1	100%	1
DEPARTMENT OF HEALTH AND HUMAN SERVICES DIVISION OF BEHAVIORAL HEALTH		1			1
MARYLAND DEPARTMENT OF HEALTH AND MENTAL HYGIENE			1	100%	1
PRISMA HEALTH TUOMEY LABORATORY			1	100%	1
PINNACLE DIALYSIS		1			1
QUEST - HOUSTON LAB			1	100%	1
LATE HOURS URGENT CARE			1	100%	1
AFTER HOURS PEDIATRICS			1	100%	1
CSL PLASMA			1	100%	1
MEDICAL CENTER OF CENTRAL GEORGIA			1	100%	1
MEMORIAL HEALTH UNIVERSITY MEDICAL CENTER			1	100%	1
CONWAY MEDICAL CENTER			1	100%	1
LABCORP-PORT ST.LUCIE		1			1
MD NOW URGENT CARE CENTER INC.			1	100%	1
SOUTH LAKE FAMILY HEALTH CENTER			1	100%	1
SOUTHWEST REGIONAL PCR LABORATORY			1	100%	1
SPECTRUM LABORATORY			1	100%	1
MDS PHARMA SERVICES		1			1
CEDARS-SINAI MEDICAL CENTER			1	100%	1
LONGWOOD HEALTH AND REHABILITATION CENTER			1	100%	1
CBC LAB			1	100%	1
NORTH CAROLINA STATE LABORATORY OF PUBLIC HEALTH, SPECTRUM LAB NETWORK			1	100%	1
CAROLINAS HEALTHCARE SYSTEM LAB			1	100%	1
MORTON PLANT			1	100%	1
CVS PHARMACY, INC DBA CVS/PHARMACY #00988		1			1
LIFELINK TRANSPLANT INSTITUTE LAB			1	100%	1
NEW YORK CITY DEPARTMENT OF HEALTH			1	100%	1
MARCO ISLAND HOSPITAL INC D/B/A			1	100%	1

## COVID-19: testing by laboratory

Data through Sep 24, 2020 verified as of Sep 25, 2020 at 09:25 AM

Data in this report are provisional and subject to change.

The numbers in the table below represent the number of Florida and non-Florida residents for whom test results were received by the Department of Health. A person can be tested by more than one laboratory and can have both positive and negative results. **Therefore, the sum of the numbers in each column will be larger than the total number of people tested.**

Reporting lab	Inconclusive	Negative	Positive	Percent positive	Total
PEDIATRIC HEALTHCARE ALLIANCE			1	100%	1
BAYSHORE LABORATORY			1	100%	1
PERDIDO URGENT CARE			1	100%	1
BAPTIST ER TOWN CTR			1	100%	1
MAIMONIDES MEDICAL CENTER		1			1
MAGNOLIA ADULT, LLC			1	100%	1
NORTH RIVER FAMILY HEALTH CENTER			1	100%	1
LUMICO LIFE INSURANCE COMPANY		1			1
LUCID DIAGNOSTICS LABS			1	100%	1
NOVANT HEALTH PRESBYTERIAN			1	100%	1
<b>Total</b>	<b>41,536</b>	<b>6,397,559</b>	<b>895,592</b>	<b>12%</b>	<b>7,334,687</b>