

# COVID-19: summary of persons monitored, persons tested, and cases

Data through Sep 22, 2020 verified as of Sep 23, 2020 at 09:25 AM

Data in this report are provisional and subject to change.

Monitored persons: people the Florida Department of Health was notified of for possible monitoring because they are a contact of a case, traveled from China, or were identified by the Centers for Disease Control and Prevention (CDC) as a part of a airline/ship contact investigation

<b>Total reports</b>	<b>253,220</b>
Total persons of high, medium, or unknown risk	<b>249,567</b>
High/medium/unknown risk still being monitored	<b>19,976</b>

Persons tested: Includes PCR and antigen test results received by the Department of Health from the state public health laboratory (BPHL), as well as commercial and hospital laboratories

	Florida residents	Non-Florida residents
Total tested	<b>5,142,356</b>	<b>20,769</b>
Positive	<b>682,370</b>	<b>8,129</b>
Negative	<b>4,452,882</b>	<b>12,599</b>
Inconclusive	<b>7,104</b>	<b>41</b>

## Cases: people with positive PCR or antigen test result

<b>Total cases</b>	<b>690,499</b>
Florida residents	<b>682,370</b>
Non-Florida residents	<b>8,129</b>

<b>Type of testing</b>	
Florida residents	<b>682,370</b>
Positive by BPHL/CDC	<b>24,365</b>
Positive by commercial/hospital lab	<b>658,005</b>
PCR positive	<b>667,341</b>
Antigen positive	<b>15,029</b>
Non-Florida residents	<b>8,129</b>
Positive by BPHL/CDC	<b>250</b>
Positive by commercial/hospital lab	<b>7,879</b>
PCR positive	<b>7,720</b>
Antigen positive	<b>409</b>

<b>Characteristics</b>	
Florida residents hospitalized	<b>42,941</b>
Florida resident deaths	<b>13,618</b>
Non-Florida resident deaths	<b>164</b>

Hospitalized counts include anyone who was hospitalized at some point during their illness. It does not reflect the number of people currently hospitalized.

More information on deaths identified through death certificate data is available on the National Center for Health Statistics website at [www.cdc.gov/nchs/nvss/vsrr/COVID19/index.htm](http://www.cdc.gov/nchs/nvss/vsrr/COVID19/index.htm).

## Risk factors for Florida residents

Traveled	<b>5,539</b>
Contact with a known case	<b>245,148</b>
Traveled and contact with a known case	<b>5,810</b>
Neither	<b>425,873</b>
No travel and no contact	<b>84,920</b>
Travel is unknown	<b>245,013</b>
Contact is unknown	<b>172,914</b>
Contact is pending	<b>149,865</b>

Travel can be unknown and contact can be unknown or pending for the same case, these numbers will sum to more than the "neither" total.

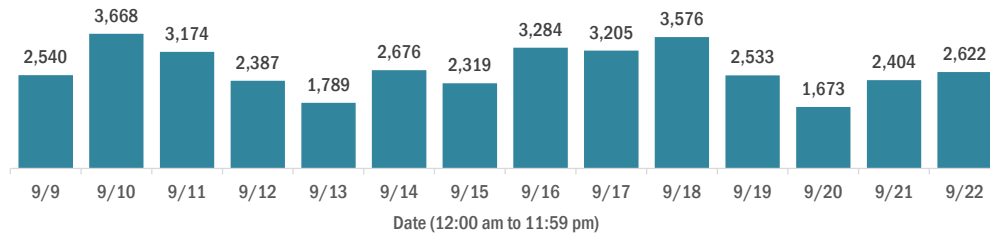
# COVID-19: cases and laboratory testing over time

Data through Sep 22, 2020 verified as of Sep 23, 2020 at 09:25 AM

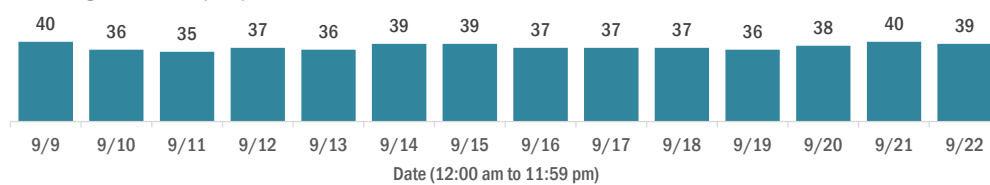
Data in this report are provisional and subject to change.

## Cases in Florida residents per day for the past 2 weeks

### Number of cases per day



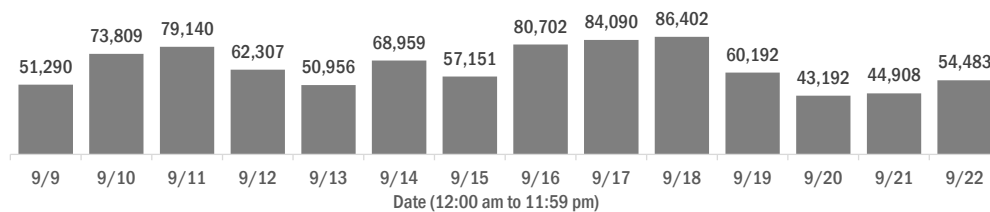
### Median age of cases by day



## Laboratory testing for Florida residents over the past 2 weeks

### Number of Florida residents tested per day

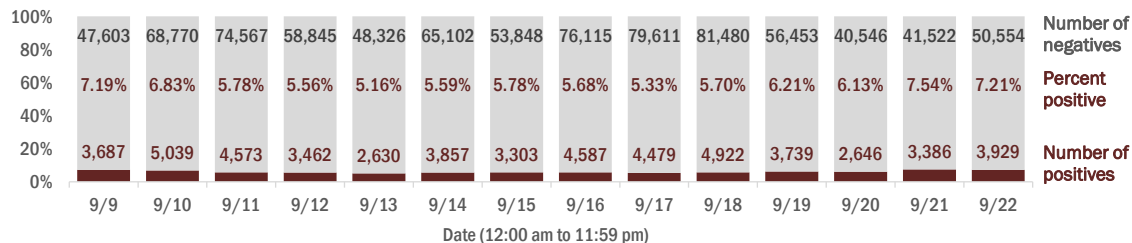
These counts include the number of people for whom the Department received PCR or antigen laboratory results by day. People tested on multiple days will be included for each day a new result was received. A person is only counted once for each day they are tested, regardless of whether multiple specimens are tested or multiple results are received.



### Number and percent of Florida residents with positive test results

The percent of positive results ranged from 5.16% to 7.54% over the past 2 weeks and was 7.21% yesterday.

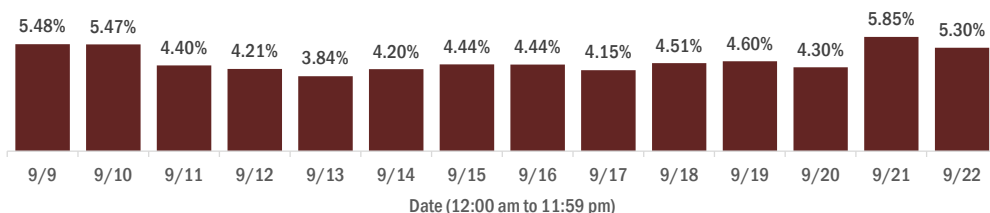
These counts include the number of people for whom the Department received PCR or antigen laboratory results by day. People tested on multiple days will be included for each day a new result was received. A person is only counted once for each day they are tested, regardless of whether multiple specimens are tested or multiple results are received. If a person has a positive specimen and a negative specimen in the same day, only the positive result is counted.



### Percent positivity for new cases in Florida residents

The percent of positive results ranged from 3.84% to 5.85% over the past 2 weeks and was 5.30% yesterday.

This percent is the number of people who test PCR- or antigen-positive for the first time divided by all the people tested that day, excluding people who have previously tested positive.



# COVID-19: characteristics of 682,370 Florida resident cases

Data through Sep 22, 2020 verified as of Sep 23, 2020 at 09:25 AM

Data in this report are provisional and subject to change.

Age group	Cases		Hospitalizations		Deaths	
0-4 years	11,657	2%	273	1%	0	0%
5-14 years	28,733	4%	248	1%	4	0%
15-24 years	107,721	16%	1,102	3%	31	0%
25-34 years	125,711	18%	2,408	6%	90	1%
35-44 years	109,804	16%	3,644	8%	244	2%
45-54 years	107,825	16%	5,425	13%	552	4%
55-64 years	88,748	13%	7,552	18%	1,488	11%
65-74 years	52,228	8%	8,472	20%	2,875	21%
75-84 years	30,329	4%	7,970	19%	3,943	29%
85+ years	17,783	3%	5,836	14%	4,391	32%
Unknown	1,831	0%	11	0%	0	0%
<b>Total</b>	<b>682,370</b>		<b>42,941</b>		<b>13,618</b>	

Gender	Cases	
Female	350,861	51%
Male	327,476	48%
Unknown	4,033	1%
<b>Total</b>	<b>682,370</b>	

Ethnicity	Cases		Hospitalizations		Deaths	
Hispanic	198,017	29%	12,586	29%	3,446	25%
Non-Hispanic	277,958	41%	27,707	65%	8,846	65%
Unknown	206,395	30%	2,648	6%	1,326	10%
<b>Total</b>	<b>682,370</b>		<b>42,941</b>		<b>13,618</b>	

Race and ethnicity	Cases		Hospitalizations		Deaths	
White	304,455	45%	25,817	60%	9,159	67%
Hispanic	129,989	19%	8,822	21%	2,666	20%
Non-Hispanic	151,759	22%	16,052	37%	5,963	44%
Unknown	22,707	3%	943	2%	530	4%
Black	106,335	16%	10,233	24%	2,599	19%
Hispanic	4,924	1%	441	1%	97	1%
Non-Hispanic	91,822	13%	9,478	22%	2,385	18%
Unknown	9,589	1%	314	1%	117	1%
Other race	91,618	13%	5,293	12%	1,123	8%
Hispanic	46,540	7%	2,971	7%	551	4%
Non-Hispanic	29,166	4%	2,037	5%	448	3%
Unknown	15,912	2%	285	1%	124	1%
Unknown race	179,962	26%	1,598	4%	737	5%
Hispanic	16,564	2%	352	1%	132	1%
Non-Hispanic	5,211	1%	140	0%	50	0%
Unknown	158,187	23%	1,106	3%	555	4%
<b>Total</b>	<b>682,370</b>		<b>42,941</b>		<b>13,618</b>	

**Hospitalization** counts include anyone who was hospitalized at some point during their illness. It does not reflect the number of people currently hospitalized. **Other race** includes any person with a race of American Indian/Alaskan native, Asian, native Hawaiian/Pacific Islander, or other.

# COVID-19: deaths in Florida residents and staff of long-term care facilities

Data through Sep 22, 2020 verified as of Sep 23, 2020 at 09:25 AM

Data in this report are provisional and subject to change.

For current cases in residents or staff of long-term care facilities, please visit: <https://floridahealthcovid19.gov/>

County	Deaths		County	Deaths		County	Deaths	
Dade	782	14%	Jackson	60	1%	Madison	10	0%
Palm Beach	568	10%	Indian River	59	1%	Gadsden	8	0%
Pinellas	512	9%	Hernando	55	1%	Gilchrist	8	0%
Broward	391	7%	Clay	53	1%	Lafayette	7	0%
Hillsborough	291	5%	Okaloosa	53	1%	Calhoun	6	0%
Polk	275	5%	Suwannee	47	1%	Jefferson	5	0%
Lee	247	4%	Osceola	45	1%	Baker	3	0%
Brevard	171	3%	Citrus	33	1%	Flagler	3	0%
Duval	158	3%	St. Johns	32	1%	Taylor	3	0%
Sarasota	145	3%	Highlands	29	1%	Bradford	2	0%
St. Lucie	139	2%	Bay	26	0%	Hardee	2	0%
Seminole	134	2%	Leon	23	0%	Holmes	2	0%
Manatee	127	2%	Sumter	22	0%	Levy	2	0%
Marion	123	2%	Nassau	20	0%	Monroe	2	0%
Volusia	119	2%	Hendry	19	0%	Desoto	1	0%
Orange	116	2%	Alachua	18	0%	Dixie	1	0%
Escambia	105	2%	Columbia	18	0%	Gulf	1	0%
Pasco	97	2%	Santa Rosa	17	0%	<b>Total</b>	<b>5,568</b>	
Collier	95	2%	Walton	13	0%			
Lake	84	2%	Putnam	12	0%			
Martin	84	2%	Washington	12	0%			
Charlotte	62	1%	Okeechobee	11	0%			

**Note:** cases are summarized by the county of usual residence. Residents and staff may be cases associated with facilities that are not in their county of usual residence, resulting in cases being included below for counties that do not have facilities with known cases.

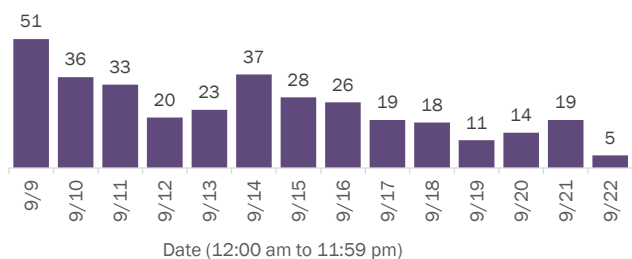
# COVID-19: cases in Florida residents who have died

Data through Sep 22, 2020 verified as of Sep 23, 2020 at 09:25 AM

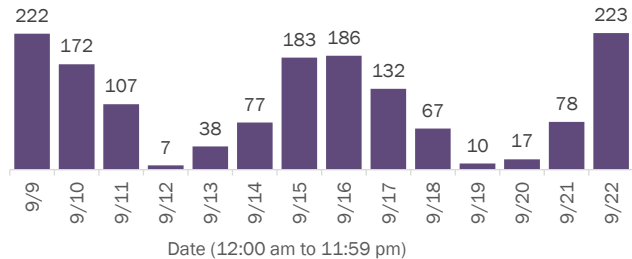
Data in this report are provisional and subject to change.

Demographics for all identified COVID-19 deaths: 13,618

Deaths by date of death



Deaths by date reported to the Department



Median age: 79 years

Age group	Deaths	Cases	Case fatality rate	Mortality rate per 100,000 population
0-4 years	0	11,657	0.0%	0.0
5-14 years	4	28,733	0.0%	0.2
15-24 years	31	107,721	0.0%	1.2
25-34 years	90	125,711	0.1%	3.2
35-44 years	244	109,804	0.2%	9.4
45-54 years	552	107,825	0.5%	19.8
55-64 years	1,488	88,748	1.7%	51.4
65-74 years	2,875	52,228	5.5%	118.5
75-84 years	3,943	30,329	13.0%	280.8
85+ years	4,391	17,783	24.7%	760.3
Unknown	0	1,831	0.0%	
<b>Total</b>	<b>13,618</b>	<b>682,370</b>	<b>2.0%</b>	<b>63.0</b>

Race	Deaths	Cases	Case fatality rate	Mortality rate per 100,000 population
White	9,159	304,455	3.0%	54.9
Black	2,599	106,335	2.4%	71.1
Other	1,123	91,618	1.2%	90.2
Unknown	737	179,962	0.4%	
<b>Total</b>	<b>13,618</b>	<b>682,370</b>	<b>2.0%</b>	<b>63.0</b>

Gender	Deaths	Cases	Case fatality rate	Mortality rate per 100,000 population
Female	6,059	350,861	1.7%	54.9
Male	7,554	327,476	2.3%	71.5
Unknown	5	4,033	0.1%	
<b>Total</b>	<b>13,618</b>	<b>682,370</b>	<b>2.0%</b>	<b>63.0</b>

Ethnicity	Deaths	Cases	Case fatality rate	Mortality rate per 100,000 population
Hispanic	3,446	198,017	1.7%	60.7
Non-Hispanic	8,846	277,958	3.2%	55.6
Unknown	1,326	206,395	0.6%	
<b>Total</b>	<b>13,618</b>	<b>682,370</b>	<b>2.0%</b>	<b>63.0</b>

Age group distribution for deaths reported since previous report, previous 2 weeks, and cumulatively

209 deaths reported since previous report		1,519 deaths reported from Sep 9 - Sep 22		13,618 deaths reported cumulatively	
0-4 years	0	0-4 years	0	0-4 years	0
5-14 years	0	5-14 years	0	5-14 years	4
15-24 years	0	15-24 years	2	15-24 years	31
25-34 years	2	25-34 years	8	25-34 years	90
35-44 years	9	35-44 years	27	35-44 years	244
45-54 years	8	45-54 years	57	45-54 years	552
55-64 years	33	55-64 years	178	55-64 years	1,488
65-74 years	49	65-74 years	324	65-74 years	2,875
75-84 years	56	75-84 years	433	75-84 years	3,943
85+ years	52	85+ years	490	85+ years	4,391
Unknown	0	Unknown	0	Unknown	0

# COVID-19: cases in Florida residents who have died

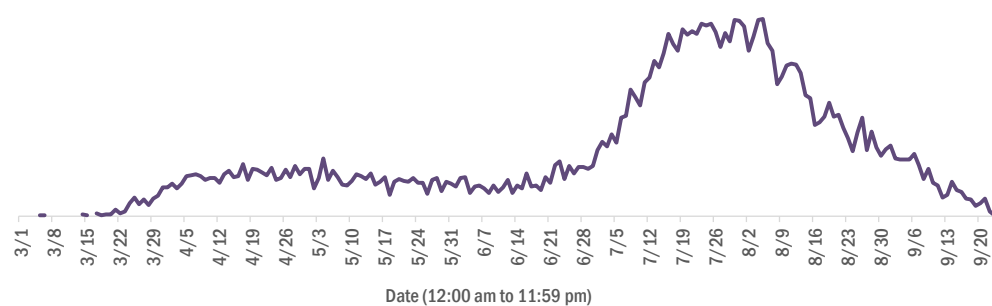
Data through Sep 22, 2020 verified as of Sep 23, 2020 at 09:25 AM

Data in this report are provisional and subject to change.

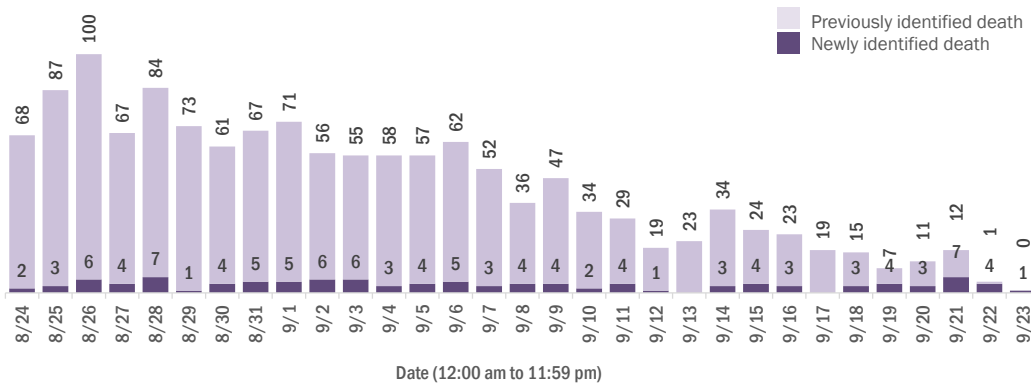
## Deaths In Florida residents by date of death

13,618 deaths reported cumulatively, 209 deaths reported since previous report

### March to present



### Past 30 days



# COVID-19: characteristics of 690,499 cases

Data through Sep 22, 2020 verified as of Sep 23, 2020 at 09:25 AM

Data in this report are provisional and subject to change.

Tables below include cases in Florida residents and non-Florida residents.

All 67 Florida counties have cases:

County	FL resident cases		Non-FL resident cases	Total cases	FL resident deaths	FL death rate
Dade	166,784	<div><div></div></div> 24%	1,096	167,880	3,127	1.9%
Broward	75,512	<div><div></div></div> 11%	634	76,146	1,343	1.8%
Palm Beach	45,337	<div><div></div></div> 7%	406	45,743	1,308	2.9%
Hillsborough	40,976	<div><div></div></div> 6%	202	41,178	614	1.5%
Orange	38,971	<div><div></div></div> 6%	441	39,412	438	1.1%
Duval	29,392	<div><div></div></div> 4%	325	29,717	362	1.2%
Pinellas	21,552	<div><div></div></div> 3%	149	21,701	736	3.4%
Lee	19,817	<div><div></div></div> 3%	307	20,124	462	2.3%
Polk	19,382	<div><div></div></div> 3%	70	19,452	514	2.7%
Collier	12,451	<div><div></div></div> 2%	114	12,565	208	1.7%
Osceola	12,166	<div><div></div></div> 2%	83	12,249	140	1.2%
Escambia	11,016	<div><div></div></div> 2%	1,087	12,103	222	2.0%
Manatee	11,209	<div><div></div></div> 2%	118	11,327	282	2.5%
Volusia	10,581	<div><div></div></div> 2%	70	10,651	232	2.2%
Leon	9,903	<div><div></div></div> 1%	301	10,204	63	0.6%
Marion	9,524	<div><div></div></div> 1%	17	9,541	263	2.8%
Pasco	8,928	<div><div></div></div> 1%	60	8,988	205	2.3%
Seminole	8,875	<div><div></div></div> 1%	36	8,911	207	2.3%
Brevard	8,551	<div><div></div></div> 1%	27	8,578	284	3.3%
Sarasota	7,883	<div><div></div></div> 1%	65	7,948	251	3.2%
St. Lucie	7,847	<div><div></div></div> 1%	28	7,875	271	3.5%
Alachua	7,662	<div><div></div></div> 1%	73	7,735	49	0.6%
Lake	7,314	<div><div></div></div> 1%	51	7,365	173	2.4%
Bay	5,828	<div><div></div></div> 1%	96	5,924	101	1.7%
Santa Rosa	5,187	<div><div></div></div> 1%	49	5,236	74	1.4%
St. Johns	5,065	<div><div></div></div> 1%	102	5,167	69	1.4%
Clay	4,880	<div><div></div></div> 1%	15	4,895	95	1.9%
Martin	4,775	<div><div></div></div> 1%	32	4,807	138	2.9%
Okaloosa	4,763	<div><div></div></div> 1%	39	4,802	107	2.2%
Columbia	3,677	<div><div></div></div> 1%	13	3,690	54	1.5%
Indian River	3,106	<div><div></div></div> 0%	23	3,129	115	3.7%
Hernando	3,047	<div><div></div></div> 0%	17	3,064	115	3.8%
Charlotte	2,970	<div><div></div></div> 0%	8	2,978	131	4.4%
Jackson	2,739	<div><div></div></div> 0%	29	2,768	77	2.8%
Gadsden	2,731	<div><div></div></div> 0%	8	2,739	45	1.6%

County	FL resident cases		Non-FL resident cases	Total cases	FL resident deaths	FL death rate
Citrus	2,676	<div><div></div></div> 0%	8	2,684	92	3.4%
Suwannee	2,640	<div><div></div></div> 0%	17	2,657	66	2.5%
Sumter	2,187	<div><div></div></div> 0%	9	2,196	65	3.0%
Highlands	2,100	<div><div></div></div> 0%	11	2,111	82	3.9%
Putnam	2,086	<div><div></div></div> 0%	2	2,088	38	1.8%
Nassau	1,912	<div><div></div></div> 0%	141	2,053	41	2.1%
Hendry	2,049	<div><div></div></div> 0%	2	2,051	42	2.0%
Walton	1,760	<div><div></div></div> 0%	155	1,915	24	1.4%
Monroe	1,783	<div><div></div></div> 0%	30	1,813	22	1.2%
Flagler	1,673	<div><div></div></div> 0%	14	1,687	23	1.4%
Unknown	176	<div><div></div></div> 0%	1,447	1,623	0	0.0%
Desoto	1,548	<div><div></div></div> 0%	3	1,551	24	1.6%
Okeechobee	1,498	<div><div></div></div> 0%	3	1,501	24	1.6%
Baker	1,425	<div><div></div></div> 0%	1	1,426	11	0.8%
Hardee	1,306	<div><div></div></div> 0%	7	1,313	11	0.8%
Taylor	1,304	<div><div></div></div> 0%	3	1,307	12	0.9%
Lafayette	1,232	<div><div></div></div> 0%	0	1,232	12	1.0%
Wakulla	1,100	<div><div></div></div> 0%	6	1,106	9	0.8%
Washington	1,053	<div><div></div></div> 0%	11	1,064	18	1.7%
Bradford	1,053	<div><div></div></div> 0%	1	1,054	8	0.8%
Levy	1,007	<div><div></div></div> 0%	5	1,012	9	0.9%
Madison	993	<div><div></div></div> 0%	16	1,009	18	1.8%
Union	903	<div><div></div></div> 0%	0	903	12	1.3%
Gulf	861	<div><div></div></div> 0%	10	871	14	1.6%
Hamilton	834	<div><div></div></div> 0%	6	840	8	1.0%
Dixie	827	<div><div></div></div> 0%	1	828	7	0.8%
Holmes	722	<div><div></div></div> 0%	13	735	6	0.8%
Calhoun	607	<div><div></div></div> 0%	1	608	10	1.6%
Franklin	600	<div><div></div></div> 0%	4	604	3	0.5%
Jefferson	539	<div><div></div></div> 0%	11	550	8	1.5%
Glades	513	<div><div></div></div> 0%	0	513	4	0.8%
Gilchrist	505	<div><div></div></div> 0%	0	505	12	2.4%
Liberty	497	<div><div></div></div> 0%	0	497	8	1.6%
<b>Total</b>	<b>682,370</b>		<b>8,129</b>	<b>690,499</b>	<b>13,618</b>	<b>2.0%</b>

# COVID-19: characteristics of 682,370 Florida resident cases

Data through Sep 22, 2020 verified as of Sep 23, 2020 at 09:25 AM

Data in this report are provisional and subject to change.

The table below includes the cities and counties of residence for cases in Florida residents based on the patient's ZIP Code. Note that city is not always received as part of the initial notification and may be missing while the case is being investigated.

City and county	Cases
Miami, Dade	95,461
Orlando, Orange	28,983
Jacksonville, Duval	27,299
Tampa, Hillsborough	24,235
Hialeah, Dade	23,323
Fort Lauderdale, Broward	16,458
Hollywood, Broward	14,225
West Palm Beach, Palm Beach	11,249
Homestead, Dade	10,920
Kissimmee, Osceola	9,712
Naples, Collier	9,258
Tallahassee, Leon	9,147
Pensacola, Escambia	8,862
Saint Petersburg, Pinellas	8,794
Pompano Beach, Broward	8,673
Fort Myers, Lee	8,170
Bradenton, Manatee	7,626
Ocala, Marion	7,440
Boca Raton, Palm Beach	6,592
Gainesville, Alachua	6,369
Lakeland, Polk	6,319
Lake Worth, Palm Beach	6,186
Sarasota, Sarasota	5,629
Miramar, Broward	4,879
Port Saint Lucie, St. Lucie	4,643
Cape Coral, Lee	4,641
Miami Gardens, Dade	4,620
Clearwater, Pinellas	4,281
Boynton Beach, Palm Beach	4,047
Lehigh Acres, Lee	3,854
Panama City, Bay	3,752
Winter Haven, Polk	3,716
Lake City, Columbia	3,453
Miami Beach, Dade	3,358
Coral Springs, Broward	3,358
Delray Beach, Palm Beach	3,104
Missing, Broward	2,856
Sunrise, Broward	2,810
Davie, Broward	2,786
Milton, Santa Rosa	2,763
Fort Pierce, St. Lucie	2,761
Miami Lakes, Dade	2,738
Saint Augustine, St. Johns	2,694
Coral Gables, Dade	2,638
Plant City, Hillsborough	2,606
Brandon, Hillsborough	2,600
Riverview, Hillsborough	2,596
Daytona Beach, Volusia	2,489
Melbourne, Brevard	2,488
Apopka, Orange	2,466
Cutler Ridge, Dade	2,379
Immokalee, Collier	2,322
Largo, Pinellas	2,255
Stuart, Martin	2,241
Live Oak, Suwannee	2,191
Sanford, Seminole	2,181
Vero Beach, Indian River	2,176
Plantation, Broward	2,168



# COVID-19: characteristics of 682,370 Florida resident cases

Data through Sep 22, 2020 verified as of Sep 23, 2020 at 09:25 AM

Data in this report are provisional and subject to change.

The table below includes the cities and counties of residence for cases in Florida residents based on the patient's ZIP Code. Note that city is not always received as part of the initial notification and may be missing while the case is being investigated.

City and county	Cases
Missing, Dade	2,146
North Miami Beach, Dade	2,124
Opa Locka, Dade	2,120
Deerfield Beach, Broward	2,116
Tamarac, Broward	2,080
Orange Park, Clay	2,045
Saint Cloud, Osceola	2,016
Jupiter, Palm Beach	2,014
New Port Richey, Pasco	1,947
Doral, Dade	1,912
Clermont, Lake	1,846
Deltona, Volusia	1,834
Palm Bay, Brevard	1,825
Weston, Broward	1,798
Margate, Broward	1,686
Palmetto, Manatee	1,667
Lake Worth Beach, Palm Beach	1,627
Spring Hill, Hernando	1,603
Deland, Volusia	1,600
Fort Walton Beach, Okaloosa	1,583
Port Charlotte, Charlotte	1,533
Davenport, Polk	1,509
Coconut Creek, Broward	1,494
Haines City, Polk	1,484
Palm Beach Gardens, Palm Beach	1,470
North Lauderdale, Broward	1,464
Winter Park, Orange	1,456
Altamonte Springs, Seminole	1,413
Oviedo, Seminole	1,412
Winter Garden, Orange	1,410
Hallandale, Broward	1,409
Okeechobee, Okeechobee	1,408
Ocoee, Orange	1,387
Arcadia, Desoto	1,372
North Miami, Dade	1,337
Quincy, Gadsden	1,281
Palm Coast, Flagler	1,273
Wellington, Palm Beach	1,270
Bonita Springs, Lee	1,267
Land O Lakes, Pasco	1,263
Palm Harbor, Pinellas	1,237
Wesley Chapel, Pasco	1,213
Leesburg, Lake	1,208
Ruskin, Hillsborough	1,207
Mayo, Lafayette	1,198
Perry, Taylor	1,175
Royal Palm Beach, Palm Beach	1,164
Valrico, Hillsborough	1,145
Oakland Park, Broward	1,137
Lutz, Hillsborough	1,126
Punta Gorda, Charlotte	1,113
Carol City, Dade	1,110
Pinellas Park, Pinellas	1,089
Middleburg, Clay	1,083
Brooksville, Hernando	1,070
Clewiston, Hendry	1,070
Crossings, Dade	1,065
Missing, Palm Beach	1,062
Seminole, Pinellas	1,045

# COVID-19: characteristics of 682,370 Florida resident cases

Data through Sep 22, 2020 verified as of Sep 23, 2020 at 09:25 AM

Data in this report are provisional and subject to change.

The table below includes the cities and counties of residence for cases in Florida residents based on the patient's ZIP Code. Note that city is not always received as part of the initial notification and may be missing while the case is being investigated.

City and county	Cases
Pembroke Pines, Broward	1,034
Longwood, Seminole	1,022
Casselberry, Seminole	995
Palatka, Putnam	991
Coconut Grove, Dade	989
Crestview, Okaloosa	978
Wimauma, Hillsborough	967
Indiantown, Martin	959
North Port, Sarasota	956
Belle Glade, Palm Beach	956
Ormond Beach, Volusia	953
Bartow, Polk	936
Century, Escambia	931
Windermere, Orange	915
Cantonment, Escambia	897
Crawfordville, Wakulla	895
Lynn Haven, Bay	890
Sebring, Highlands	887
Biscayne Park, Dade	881
Cocoa, Brevard	880
Jacksonville Beach, Duval	865
Auburndale, Polk	849
Kissimmee, Polk	844
Graceville, Jackson	840
Florida City, Dade	824
Lake Mary, Seminole	820
Key West, Monroe	819
Green Cove Springs, Clay	818
Port Orange, Volusia	817
Chipley, Washington	813
Everglades National Park, Dade	806
Lake Wales, Polk	790
Dade City, Pasco	773
Marianna, Jackson	760
Hudson, Pasco	758
Starke, Bradford	755
Gulf Breeze, Santa Rosa	752
Port Richey, Pasco	743
North Fort Myers, Lee	743
Zephyrhills, Pasco	740
Panama City Beach, Bay	735
Tavares, Lake	735
Venice, Sarasota	708
El Portal, Dade	702
Inverness, Citrus	687
Labelle, Hendry	680
Fernandina Beach, Nassau	674
Sanderson, Baker	674
Tarpon Springs, Pinellas	668
Saint Johns, St. Johns	667
Loxahatchee, Palm Beach	658
Merritt Island, Brevard	657
Navarre, Santa Rosa	651
Riviera Beach, Palm Beach	645
Mulberry, Polk	645
Seffner, Hillsborough	644
Aventura, Dade	639
Missing, Hillsborough	627
Destin, Okaloosa	614

# COVID-19: characteristics of 682,370 Florida resident cases

Data through Sep 22, 2020 verified as of Sep 23, 2020 at 09:25 AM

Data in this report are provisional and subject to change.

The table below includes the cities and counties of residence for cases in Florida residents based on the patient's ZIP Code. Note that city is not always received as part of the initial notification and may be missing while the case is being investigated.

City and county	Cases
Avon Park, Highlands	613
Cooper City, Broward	612
Sarasota, Manatee	611
Niceville, Okaloosa	601
Lake Butler, Union	599
Fleming Island, Clay	598
Ponte Vedra Beach, St. Johns	598
Wauchula, Hardee	596
Defuniak Springs, Walton	590
Santa Rosa Beach, Walton	589
Jasper, Hamilton	588
Maitland, Orange	585
Eustis, Lake	581
Holiday, Pasco	581
Orange City, Volusia	578
The Villages, Sumter	577
Mount Dora, Lake	577
Madison, Madison	574
Palm City, Martin	573
Missing, Duval	571
Coral, Dade	568
Olympia Heights, Dade	565
Uleta, Dade	561
Winter Springs, Seminole	556
Dover, Hillsborough	552
Titusville, Brevard	550
Missing, Collier	550
New Smyrna Beach, Volusia	544
Dunedin, Pinellas	540
Bonifay, Holmes	531
Key Biscayne, Dade	530
Rockledge, Brevard	527
Havana, Gadsden	524
Parrish, Manatee	522
Dania, Broward	515
Parkland, Broward	512
South Bay, Palm Beach	510
Groveland, Lake	506
Gibsonton, Hillsborough	503
Missing, Orange	503
Wewahitchka, Gulf	487
Chattahoochee, Gadsden	487
Hobe Sound, Martin	484
Cross City, Dixie	477
Lantana, Palm Beach	476
Estero, Lee	475
Monticello, Jefferson	472
Odessa, Hillsborough	472
Moore Haven, Glades	470
Pahokee, Palm Beach	465
Maccleddy, Baker	455
Missing, Polk	452
Lithia, Hillsborough	431
Pace, Santa Rosa	428
Missing, Pasco	427
Missing, St. Lucie	423
Palm Springs, Palm Beach	420
Missing, Santa Rosa	418
Missing, St. Johns	418

# COVID-19: characteristics of 682,370 Florida resident cases

Data through Sep 22, 2020 verified as of Sep 23, 2020 at 09:25 AM

Data in this report are provisional and subject to change.

The table below includes the cities and counties of residence for cases in Florida residents based on the patient's ZIP Code. Note that city is not always received as part of the initial notification and may be missing while the case is being investigated.

City and county	Cases
Lauderdale Lakes, Broward	411
Fellsmere, Indian River	408
Wildwood, Sumter	405
South Miami, Dade	400
Crescent City, Putnam	398
Sun City Center, Hillsborough	398
Debary, Volusia	395
Alachua, Alachua	394
Bristol, Liberty	392
Oldsmar, Pinellas	392
Atlantic Beach, Duval	391
Coleman, Sumter	390
Carrabelle, Franklin	379
Polk City, Polk	378
Blountstown, Calhoun	376
Pinecrest, Dade	376
Yulee, Nassau	372
Summerfield, Marion	371
Lauderhill, Broward	365
Lake Placid, Highlands	363
North Palm Beach, Palm Beach	358
Frostproof, Polk	357
Crystal River, Citrus	355
Belleview, Marion	352
Callahan, Nassau	334
Missing, Volusia	334
Sweetwater, Dade	333
Sebastian, Indian River	330
Florida State University, Leon	330
Apollo Beach, Hillsborough	330
Bowling Green, Hardee	318
Williston, Levy	317
Dunnellon, Marion	314
Ponte Vedra, St. Johns	312
Fort Meade, Polk	312
Ellenton, Manatee	305
Missing, Citrus	305
Homosassa, Citrus	303
Hilliard, Nassau	300
Newberry, Alachua	298
Wilton Manors, Broward	294
Bushnell, Sumter	294
Fisher Island, Dade	292
Safety Harbor, Pinellas	291
Jensen Beach, Martin	290
Lady Lake, Lake	290
Missing, Marion	289
Trenton, Gilchrist	287
Missing, Brevard	284
Old Town, Dixie	281
Missing, Osceola	278
Chiefland, Levy	273
Centerville, Leon	265
Sneads, Jackson	261
Port Saint Joe, Gulf	261
Lecanto, Citrus	258
Key Largo, Monroe	257
Missing, Hendry	253
Malone, Jackson	249

# COVID-19: characteristics of 682,370 Florida resident cases

Data through Sep 22, 2020 verified as of Sep 23, 2020 at 09:25 AM

Data in this report are provisional and subject to change.

The table below includes the cities and counties of residence for cases in Florida residents based on the patient's ZIP Code. Note that city is not always received as part of the initial notification and may be missing while the case is being investigated.

City and county	Cases
Missing, Hernando	246
Beverly Hills, Citrus	243
Mary Esther, Okaloosa	242
Raiford, Union	239
Lake Alfred, Polk	239
Edgewater, Volusia	238
Freeport, Walton	236
Shalimar, Okaloosa	232
Missing, Hardee	231
Mascotte, Lake	230
Missing, Seminole	221
Missing, Madison	216
Missing, Highlands	215
Southwest Ranches, Broward	214
Thonotosassa, Hillsborough	214
Keystone Heights, Clay	210
Palmetto Bay, Dade	208
Bronson, Levy	207
Minneola, Lake	206
Satellite Beach, Brevard	203
Jacksonville, St. Johns	202
Marco Island, Collier	199
Glen Saint Mary, Baker	197
Dunnellon, Citrus	197
Spring Hill, Pasco	194
Marathon, Monroe	193
Belle Isle, Orange	191
Oakland, Orange	189
Missing, Lake	188
Cocoa Beach, Brevard	187
Citra, Marion	180
West Melbourne, Brevard	180
Fort White, Columbia	179
Midway, Gadsden	177
Nokomis, Sarasota	177
Missing, Sarasota	177
Cottondale, Jackson	177
Missing, Nassau	175
Neptune Beach, Duval	175
Missing, Indian River	175
Missing, Okaloosa	169
Myakka City, Manatee	168
Sorrento, Lake	166
Pierson, Volusia	165
High Springs, Alachua	165
Missing, Martin	163
Hernando, Citrus	160
Missing, Monroe	158
Lake Park, Palm Beach	154
Bell, Gilchrist	154
Englewood, Charlotte	154
Missing, Pinellas	153
Umatilla, Lake	152
Indialantic, Brevard	150
Missing, Desoto	150
Miramar Beach, Walton	149
Haverhill, Palm Beach	149
Clearwater Beach, Pinellas	148
Jay, Santa Rosa	147

# COVID-19: characteristics of 682,370 Florida resident cases

Data through Sep 22, 2020 verified as of Sep 23, 2020 at 09:25 AM

Data in this report are provisional and subject to change.

The table below includes the cities and counties of residence for cases in Florida residents based on the patient's ZIP Code. Note that city is not always received as part of the initial notification and may be missing while the case is being investigated.

City and county	Cases
Jennings, Hamilton	146
Missing, Lee	146
De Leon Springs, Volusia	146
Fruitland Park, Lake	146
Zolfo Springs, Hardee	145
Molino, Escambia	144
Missing, Flagler	140
Gulfport, Pinellas	139
South Daytona, Volusia	139
Tavernier, Monroe	139
Edgewood, Orange	138
Holly Hill, Volusia	136
Silver Springs, Marion	135
Missing, Wakulla	135
Lawtey, Bradford	132
Palm Beach, Palm Beach	131
Youngstown, Bay	130
Bunnell, Flagler	130
Englewood, Sarasota	129
Oxford, Sumter	129
Missing, Jackson	128
Kenneth City, Pinellas	128
Bay Harbor Islands, Dade	127
Medley, Dade	127
Flagler Beach, Flagler	127
Branford, Suwannee	126
Gretna, Gadsden	124
Tequesta, Palm Beach	123
East Palatka, Putnam	121
Trinity, Pasco	119
Alva, Lee	117
Greenville, Madison	117
Greenwood, Jackson	113
Montverde, Lake	113
Missing, Leon	112
Missing, Clay	111
Ocklawaha, Marion	111
Weeki Wachee, Hernando	111
Interlachen, Putnam	111
Missing, Gulf	110
Eagle Lake, Polk	109
Altha, Calhoun	108
Archer, Alachua	107
Missing, Gadsden	105
Dundee, Polk	103
South Pasadena, Pinellas	103
Clair-Mel City, Hillsborough	102
Missing, Levy	102
Floral City, Citrus	101
Hawthorne, Alachua	98
Missing, Bradford	98
Missing, Baker	98
Apalachicola, Franklin	97
Mims, Brevard	97
O'Brien, Suwannee	97
Satsuma, Putnam	96
White Springs, Hamilton	95
Gotha, Orange	94
Hiawassee, Orange	93

# COVID-19: characteristics of 682,370 Florida resident cases

Data through Sep 22, 2020 verified as of Sep 23, 2020 at 09:25 AM

Data in this report are provisional and subject to change.

The table below includes the cities and counties of residence for cases in Florida residents based on the patient's ZIP Code. Note that city is not always received as part of the initial notification and may be missing while the case is being investigated.

City and county	Cases
Baker, Okaloosa	93
Rotunda West, Charlotte	93
Cape Canaveral, Brevard	93
Missing, Washington	92
Missing, Manatee	92
Missing, Sumter	91
Azalea Park, Orange	91
Melbourne Beach, Brevard	90
Southport, Bay	88
Webster, Sumter	88
Melrose, Putnam	86
Missing, Okeechobee	86
Fort Myers Beach, Lee	86
Osprey, Sarasota	86
Zellwood, Orange	85
Geneva, Seminole	84
Hastings, St. Johns	83
Missing, Walton	82
Lake Panasoffkee, Sumter	82
Chuluota, Seminole	81
Missing, Bay	81
Grand Ridge, Jackson	80
Ave Maria, Collier	78
Vernon, Washington	78
Missing, Calhoun	78
Missing, Suwannee	77
Grand Island, Lake	77
Missing, Taylor	77
Reddick, Marion	76
Pomona Park, Putnam	76
Alford, Jackson	75
Indian Harbour Beach, Brevard	75
Eastpoint, Franklin	74
Mcdavid, Escambia	69
San Antonio, Pasco	69
Wellborn, Suwannee	68
Eglin Air Force Base, Okaloosa	67
Indian Rocks Beach, Pinellas	67
Lockhart, Orange	67
Avon Park, Polk	66
Fountain, Bay	66
Lee, Madison	66
Westville, Holmes	65
Missing, Holmes	64
Mcalpin, Suwannee	64
Elkton, St. Johns	63
Lakewood Ranch, Manatee	62
Anthony, Marion	61
Astatula, Lake	60
Morrison, Levy	60
West Miami, Dade	59
Lehigh, Lee	59
Temple Terrace, Hillsborough	58
Juno Beach, Palm Beach	58
Ponce De Leon, Holmes	58
Surfside, Dade	58
Missing, Gilchrist	57
Celebration, Osceola	57
Greenacres, Palm Beach	56

# COVID-19: characteristics of 682,370 Florida resident cases

Data through Sep 22, 2020 verified as of Sep 23, 2020 at 09:25 AM

Data in this report are provisional and subject to change.

The table below includes the cities and counties of residence for cases in Florida residents based on the patient's ZIP Code. Note that city is not always received as part of the initial notification and may be missing while the case is being investigated.

City and county	Cases
Missing, Escambia	55
Weirsdale, Marion	55
Mangonia Park, Palm Beach	55
Valparaiso, Okaloosa	55
Bay Lake, Orange	55
Poinciana, Polk	55
Cloud Lake, Palm Beach	55
Air Mail Facility, Dade	54
Eatonville, Orange	54
Bryceville, Nassau	54
Missing, Dixie	53
Stock Island, Monroe	53
Inlet Beach, Walton	53
Viera, Brevard	52
Missing, Liberty	52
Islamorada, Monroe	52
Seville, Volusia	50
Center Hill, Sumter	50
Missing, Alachua	50
Hosford, Liberty	49
Bokeelia, Lee	49
Caryville, Washington	49
Citrus Springs, Citrus	49
Howey-In-The-Hills, Lake	48
Sanibel, Lee	48
Malabar, Brevard	47
Micanopy, Alachua	47
Carrollwood, Hillsborough	47
Lake Hamilton, Polk	46
Bal Harbour, Dade	46
Missing, Jefferson	46
Lake Helen, Volusia	46
Laurel Hill, Okaloosa	46
Fern Park, Seminole	44
Fort McCoy, Marion	44
Babson Park, Polk	44
Missing, Franklin	43
Sumterville, Sumter	43
Atlantis, Palm Beach	42
Missing, Union	42
Sebastian, Brevard	42
Steinhatchee, Taylor	41
Christmas, Orange	41
Missing, Putnam	41
Hallandale Beach, Broward	40
San Mateo, Putnam	39
Lauderdale By The Sea, Broward	39
University Of Fl, Alachua	39
Cutler Bay, Dade	39
Belleair, Pinellas	38
Summerland Key, Monroe	38
Lady Lake, Sumter	38
Welaka, Putnam	36
Big Pine Key, Monroe	36
Brooker, Bradford	35
Osteen, Volusia	35
Dinsmore, Duval	34
Madeira Beach, Pinellas	34
Princeton, Dade	34



# COVID-19: characteristics of 682,370 Florida resident cases

Data through Sep 22, 2020 verified as of Sep 23, 2020 at 09:25 AM

Data in this report are provisional and subject to change.

The table below includes the cities and counties of residence for cases in Florida residents based on the patient's ZIP Code. Note that city is not always received as part of the initial notification and may be missing while the case is being investigated.

City and county	Cases
Cinco Bayou, Okaloosa	34
Holt, Okaloosa	34
Hypoluxo, Palm Beach	34
Odessa, Pasco	33
Missing, Unknown	33
Canal Point, Palm Beach	33
Flemington, Marion	33
Sewalls Point, Martin	33
Sopchoppy, Wakulla	32
Greensboro, Gadsden	32
The Villages, Lake	32
Waldo, Alachua	32
Altoona, Lake	32
Yalaha, Lake	32
Astor, Lake	31
Missing, Charlotte	31
Manalapan, Palm Beach	30
Saint James City, Lee	30
Destin, Walton	29
Grant-Valkaria, Brevard	29
University Of Central Florida, Orange	29
Missing, Columbia	29
Felda, Hendry	29
Matlacha, Lee	28
Kendall, Dade	28
Oak Hill, Volusia	28
Barefoot Bay, Brevard	28
Palm Beach Shores, Palm Beach	28
Clarksville, Calhoun	28
Campbellton, Jackson	28
Placida, Charlotte	28
Bradenton Beach, Manatee	27
Panacea, Wakulla	27
Patrick Air Force Base, Brevard	26
Hampton, Bradford	26
Golden Beach, Dade	26
Ochopee, Collier	26
Callaway, Bay	26
Paisley, Lake	26
Longboat Key, Manatee	25
Missing, Lafayette	25
Naranja, Dade	25
Bascom, Jackson	25
Holmes Beach, Manatee	25
Belleair Beach, Pinellas	25
South Miami Heights, Dade	25
Florahome, Putnam	24
Kindred, Osceola	24
Sunny Isles Beach, Dade	24
Palma Ceia, Hillsborough	24
Village Of Wellington, Palm Beach	23
Hollister, Putnam	23
Inglis, Levy	23
Fruit Cove, St. Johns	23
Jupiter, Martin	23
Ponce Inlet, Volusia	23
Florida Dept Of Corrections, Union	22
Florida State, Leon	22
South Fort Myers, Lee	22

# COVID-19: characteristics of 682,370 Florida resident cases

Data through Sep 22, 2020 verified as of Sep 23, 2020 at 09:25 AM

Data in this report are provisional and subject to change.

The table below includes the cities and counties of residence for cases in Florida residents based on the patient's ZIP Code. Note that city is not always received as part of the initial notification and may be missing while the case is being investigated.

City and county	Cases
Crystal Beach, Pinellas	22
Baldwin, Duval	22
Lamont, Jefferson	21
Singer Island, Palm Beach	21
Miami Springs, Dade	20
Pinetta, Madison	20
Missing, Glades	20
University Of Central Fl, Orange	19
Georgetown, Putnam	19
Harmony, Osceola	18
Waverly, Polk	18
Alafaya, Orange	18
West Panama City Beach, Bay	18
Highland Beach, Palm Beach	18
Winter Park, Seminole	17
Tice, Lee	17
Hialeah Gardens, Dade	17
Fort Denaud, Hendry	17
Walnut Hill, Escambia	17
F M, Lee	16
Ona, Hardee	16
West Park, Broward	16
Terra Ceia, Manatee	16
Bellview, Escambia	16
Okahumpka, Lake	16
Miami Shores, Dade	16
Tierra Verde, Pinellas	16
North Bay Village, Dade	15
Miami, Unknown	15
Lighthouse Point, Broward	15
Palm Shores, Brevard	15
Saint Pete Beach, Pinellas	15
Pensacola Beach, Santa Rosa	15
Santa Fe, Alachua	15
Balm, Hillsborough	15
Eaton Park, Polk	15
Dania Beach, Broward	15
Lorida, Highlands	14
Unknown, Orange	14
Bay Pines, Pinellas	14
Kissimmee, Orange	14
Kinard, Calhoun	14
North Redington Beach, Pinellas	14
Intercession City, Osceola	13
Tangerine, Orange	13
Sydney, Hillsborough	13
Mexico Beach, Bay	13
Lutz, Pasco	13
Village Of Palmetto Bay, Dade	13
Sun City, Hillsborough	13
Ocean Ridge, Palm Beach	13
University Of Miami, Dade	13
Nocatee, Desoto	13
University Of South Florida, Hillsborough	13
Goulds, Dade	12
Kenansville, Osceola	12
Tioga, Alachua	12
Tyndall Air Force Base, Bay	12
Palmdale, Glades	12

# COVID-19: characteristics of 682,370 Florida resident cases

Data through Sep 22, 2020 verified as of Sep 23, 2020 at 09:25 AM

Data in this report are provisional and subject to change.

The table below includes the cities and counties of residence for cases in Florida residents based on the patient's ZIP Code. Note that city is not always received as part of the initial notification and may be missing while the case is being investigated.

City and county	Cases
La Crosse, Alachua	12
Florida A And M University, Leon	12
Bagdad, Santa Rosa	12
Florida Gulf Coast Univ, Lee	11
Labelle, Glades	11
Kathleen, Polk	11
Buena Ventura Lakes, Osceola	11
Orange Lake, Marion	11
Treasure Island, Pinellas	11
Homosassa Springs, Citrus	11
Bayonet Point, Pasco	11
Key Colony Beach, Monroe	11
Enterprise, Volusia	10
Lake Suzy, Desoto	10
Highland City, Polk	10
South Palm Beach, Palm Beach	10
Paxton, Walton	10
Unknown, Dade	10
North Venice, Sarasota	10
Bonita Beach, Lee	10
Reunion, Osceola	9
Horseshoe Beach, Dixie	9
Hurlburt Field, Okaloosa	9
Cedar Key, Levy	9
Dowling Park, Suwannee	9
Lacoochee, Pasco	9
Lulu, Columbia	9
Wabasso, Indian River	9
Branford, Lafayette	9
Aloma, Orange	8
University Of Tampa, Hillsborough	8
Poinciana, Osceola	8
Eloise, Polk	8
Hernando Beach, Hernando	8
Pasadena, Pinellas	8
Perrine, Dade	8
Hialeah, Unknown	8
Sparr, Marion	8
Penney Farms, Clay	8
Lake City, Suwannee	8
Bostwick, Putnam	8
Micco, Brevard	8
Bradley, Polk	8
Candler, Marion	7
Jacksonville, Unknown	7
Lake Como, Putnam	7
Loughman, Polk	7
Plymouth, Orange	7
Wahneta, Polk	7
Venus, Highlands	7
West Delray Beach, Palm Beach	7
Mcintosh, Marion	7
Heathrow, Seminole	7
Goodland, Collier	7
Perdido Key, Escambia	7
Salt Springs, Marion	7
Gonzalez, Escambia	7
Tallevast, Manatee	7
Saint Marks, Wakulla	7

# COVID-19: characteristics of 682,370 Florida resident cases

Data through Sep 22, 2020 verified as of Sep 23, 2020 at 09:25 AM

Data in this report are provisional and subject to change.

The table below includes the cities and counties of residence for cases in Florida residents based on the patient's ZIP Code. Note that city is not always received as part of the initial notification and may be missing while the case is being investigated.

City and county	Cases
Steinhatchee, Dixie	6
PsI, Unknown	6
Earleton, Alachua	6
Gulf Breeze, Escambia	6
Indian Lake Estates, Polk	6
Univ Of FI Student Dorms, Alachua	6
New Smyrna, Volusia	6
Nichols, Polk	6
Evinston, Alachua	6
Saint Leo, Pasco	6
Palma Sola, Manatee	6
Westlake, Palm Beach	6
Long Boat Key, Manatee	6
Ebro, Washington	6
Trilby, Pasco	6
Hallandale Beach, Broward	6
Cortez, Manatee	5
Boca Grande, Lee	5
Mango, Hillsborough	5
Parker, Bay	5
Lake Monroe, Seminole	5
Little Torch Key, Monroe	5
Lowell, Marion	5
Hawthorne, Putnam	5
Ferndale, Lake	5
Siesta Key, Sarasota	5
Ridge Manor, Pasco	5
Ponce De Leon, Walton	5
Maitland, Seminole	5
Missing, Hamilton	5
Homeland, Polk	5
Anna Maria, Manatee	5
Bonifay, Washington	5
Woodville, Leon	5
Yankeetown, Levy	5
Wausau, Washington	5
Saint George Island, Franklin	5
Murdock, Charlotte	5
Port Saint John, Brevard	5
Nobleton, Hernando	5
Northdale, Hillsborough	5
Mayport Naval Station, Duval	5
Miromar Lakes, Lee	5
Maxville, Duval	5
Gulf Hammock, Levy	5
Florida State Univ Admin, Leon	5
White Springs, Columbia	5
Rubonia, Manatee	5
Ybor City, Hillsborough	4
Stetson University, Volusia	4
Rosemary Beach, Walton	4
Ft Pierce, St. Lucie	4
Oneco, Manatee	4
Fanning Springs, Gilchrist	4
City Of Sunrise, Broward	4
Gulf Stream, Palm Beach	4
Graham, Bradford	4
Indian River Shores, Indian River	4
Hollywood, Unknown	4

# COVID-19: characteristics of 682,370 Florida resident cases

Data through Sep 22, 2020 verified as of Sep 23, 2020 at 09:25 AM

Data in this report are provisional and subject to change.

The table below includes the cities and counties of residence for cases in Florida residents based on the patient's ZIP Code. Note that city is not always received as part of the initial notification and may be missing while the case is being investigated.

City and county	Cases
International Service Center, Dade	4
Westchase, Hillsborough	4
Florida International University, Dade	4
Durant, Hillsborough	4
Altamonte Springs, Orange	4
Alturas, Polk	4
Chokoloskee, Collier	4
Green Acres, Palm Beach	4
Duette, Manatee	4
Cudjoe Key, Monroe	4
Fort Charlotte, Charlotte	4
Long Key, Monroe	4
Redington Shores, Pinellas	4
Quail Heights, Dade	4
Ponte Vedra, Duval	4
Saint Lucie West, St. Lucie	4
University Park, Manatee	4
The Villages, Marion	4
Belleair Bluffs, Pinellas	4
Apopka, Seminole	4
Laud-By-The-Sea, Broward	4
Valkaria, Brevard	4
Pembroke Park, Broward	4
Mayport, Duval	4
Shady Grove, Taylor	4
Buckingham, Lee	4
Graceville, Holmes	3
Jacksonville, Clay	3
Florence Villa, Polk	3
Pine Hills, Orange	3
Indian Shores, Pinellas	3
Lynbrook, Broward	3
Jensen Beach, St. Lucie	3
Brooksville, Pasco	3
Captiva, Lee	3
Fort Lauderdale, Unknown	3
Trenton, Levy	3
Putnam Hall, Putnam	3
Orlando, Unknown	3
Port Salerno, Martin	3
Margate, Unknown	3
Lealman, Pinellas	3
Everglades City, Collier	3
Eglin, Okaloosa	3
Grove City, Charlotte	3
East Lake, Marion	3
Crystal Springs, Pasco	3
Daytona Beach Shores, Volusia	3
Deer Island, Lake	3
Cottdonale, Washington	3
Bayshore Gardens, Manatee	3
Goldenrod, Seminole	3
Champions Gate, Polk	3
Forest City, Orange	3
Fort Ogden, Desoto	3
Davenport, Osceola	3
Orlando, Brevard	3
Telogia, Liberty	3
Basinger, Okeechobee	3

# COVID-19: characteristics of 682,370 Florida resident cases

Data through Sep 22, 2020 verified as of Sep 23, 2020 at 09:25 AM

Data in this report are provisional and subject to change.

The table below includes the cities and counties of residence for cases in Florida residents based on the patient's ZIP Code. Note that city is not always received as part of the initial notification and may be missing while the case is being investigated.

City and county	Cases
Celebration, Orange	3
Citrus Hills, Citrus	3
Leisure City, Dade	3
Lauderhill, Unknown	3
El Jobean, Charlotte	3
Point Washington, Walton	3
Roseland, Indian River	3
West Palm Beach, Unknown	3
Virginia Gardens, Dade	3
Vernon, Bay	3
Holder, Citrus	3
Braden River, Manatee	3
Babcock Ranch, Lee	3
Fpo, Duval	3
Elfers, Pasco	3
Cypress Gardens, Polk	3
Mayport Naval Housing, Duval	3
Mount Plymouth, Lake	3
Salem, Taylor	3
Cypress, Jackson	3
Clarcona, Orange	3
Pensacola, Unknown	3
Pine Castle, Orange	3
Ozona, Pinellas	3
Sugarloaf, Monroe	3
San Carlos Park, Lee	3
Shady Hills, Pasco	3
Morrison, Marion	3
Lakeshore, Polk	3
Miami Gardens, Unknown	3
Mesa, Unknown	2
Jacksonville Naval Hospital, Duval	2
Longboat Key, Sarasota	2
Ormond Beach, Flagler	2
Sorrento, Orange	2
Pompano Beach, Unknown	2
Bayou George, Bay	2
Clewiston, Palm Beach	2
Champions Gate, Osceola	2
Unknown, Seminole	2
Nalcrest, Polk	2
Deerfield Beach, Unknown	2
Lamont, Taylor	2
Miccosukee, Leon	2
Milligan, Okaloosa	2
Glenwood, Volusia	2
High Springs, Gilchrist	2
Samoset, Manatee	2
Sarasota, Unknown	2
Union Park, Orange	2
St Cloud, Orange	2
Orange Springs, Marion	2
Oakland Park, Unknown	2
Wakulla Springs, Wakulla	2
Sugarloaf Key, Monroe	2
Sand Lake, Orange	2
Mount Dora, Orange	2
Haines City, Orange	2
Lake Butler, Bradford	2

# COVID-19: characteristics of 682,370 Florida resident cases

Data through Sep 22, 2020 verified as of Sep 23, 2020 at 09:25 AM

Data in this report are provisional and subject to change.

The table below includes the cities and counties of residence for cases in Florida residents based on the patient's ZIP Code. Note that city is not always received as part of the initial notification and may be missing while the case is being investigated.

City and county	Cases
Jonesville, Alachua	2
Laurel Hill, Walton	2
Miami, Martin	2
Miramar, Unknown	2
Dade City, Hernando	2
Bella Collina, Lake	2
Scottsmoor, Brevard	2
Brewton, Escambia	2
Lanark Village, Franklin	2
Lake Harbor, Palm Beach	2
Alligator Point, Wakulla	2
Bonita Springs, Collier	2
Destin, Unknown	2
Florida Power & Light Co, Dade	2
Gibsonia, Polk	2
Madison, Unknown	2
Redington Beach, Pinellas	2
Town N Country, Hillsborough	2
Wewahitchka, Calhoun	2
Palm City, St. Lucie	2
Niceville, Walton	2
None, Dade	2
Port Charlotte, Unknown	2
Ramrod Key, Monroe	2
Seven Springs, Pasco	2
River Ranch, Polk	2
Upper Key Largo, Monroe	2
Fairfield, Marion	2
Archer, Levy	2
Hallandale Beach, Unknown	2
Loxahatchee Groves, Palm Beach	2
West Bradenton, Manatee	2
Ludlam, Dade	2
Laurel, Sarasota	2
Oklawaha, Marion	2
Tarpon Springs, Pasco	2
Tampa, Pinellas	2
Sunny Hills, Washington	2
Switzerland, St. Johns	2
Clermont, Polk	2
Doctors Inlet, Clay	2
Hollywood, Dade	2
Inlet Beach, Bay	2
Grandin, Putnam	2
Watersound, Walton	2
White City, Gulf	2
Worthington Springs, Union	1
Weston, Dade	1
Wesley Chapel, Alachua	1
Tewksbury, Orange	1
Hispanic, St. Lucie	1
Fort Pierce, Martin	1
Kissimmee, Brevard	1
Dade City, Hillsborough	1
Dallas, Lee	1
Deland, Lake	1
Esterro, Collier	1
Fellsmee, Brevard	1
Boca Raton, Unknown	1

# COVID-19: characteristics of 682,370 Florida resident cases

Data through Sep 22, 2020 verified as of Sep 23, 2020 at 09:25 AM

Data in this report are provisional and subject to change.

The table below includes the cities and counties of residence for cases in Florida residents based on the patient's ZIP Code. Note that city is not always received as part of the initial notification and may be missing while the case is being investigated.

City and county	Cases
Aollywoss, Dade	1
Beverly Beach, Flagler	1
Clermont, Orange	1
Carol Stream, Orange	1
99, Unknown	1
Tampa Palms, Hillsborough	1
South Daytona Beach, Volusia	1
San Antonio, Unknown	1
Unknown, Columbia	1
Olustee, Baker	1
Opalocka, Dade	1
Okeechobee, St. Lucie	1
Riverview, Unknown	1
Lecanto, Marion	1
Miamf, Dade	1
Pine Ridge, Citrus	1
Pineland, Lee	1
West Villages, Sarasota	1
Lake Geneva, Clay	1
Harrison, Pinellas	1
Hailandale, Unknown	1
Immokalee, Lee	1
Homeless, Polk	1
Boca Raton, Orange	1
Fort Myers, Unknown	1
Fort Pierce, Unknown	1
Coconut Creek, Unknown	1
Davenport, Orange	1
Washington, Unknown	1
Unkown, Seminole	1
Tallahassee, Unknown	1
South Miami, Unknown	1
Spring Hill , Hernando	1
Saint Augusaintine Beach, St. Johns	1
Saint Augustine Beach, St. Johns	1
Port Everglades, Broward	1
Port Saint Lucie, Martin	1
Newark, Broward	1
Peoria, Unknown	1
Orlando, Lake	1
Middlesburg, Duval	1
Miami, Palm Beach	1
Mount Pleasant, Gadsden	1
Wilbur By The Sea, Volusia	1
Winterpark, Unknown	1
Unknown Out Of Area, Duval	1
San Diego, Unknown	1
Pt St Lucie, St. Lucie	1
Tampa, Orange	1
Orlando, Orange	1
Palm City, Unknown	1
Ocala, Unknown	1
Ocean Breeze, Martin	1
N/A, Duval	1
Melrose, Bradford	1
Miamt, Dade	1
Mid Florida, Seminole	1
Live Oak, Columbia	1
Lauderdale Hill, Unknown	1



# COVID-19: characteristics of 682,370 Florida resident cases

Data through Sep 22, 2020 verified as of Sep 23, 2020 at 09:25 AM

Data in this report are provisional and subject to change.

The table below includes the cities and counties of residence for cases in Florida residents based on the patient's ZIP Code. Note that city is not always received as part of the initial notification and may be missing while the case is being investigated.

City and county	Cases
Jacksonville, Dade	1
Innovation, Pasco	1
Fortlauderdale, Unknown	1
Ft Pierce, Unknown	1
Garland, Orange	1
Eustic, Unknown	1
Everett, Dade	1
FI State Lot, Leon	1
Hallandate Ben, Unknown	1
Greenacres, Unknown	1
Homeless, Dade	1
Hickory, Lee	1
Hialeah, Broward	1
Chattanooga, Dade	1
Bryn Mawr, Palm Beach	1
Alys Beach, Bay	1
Amelia City, Nassau	1
Apopka, Unknown	1
Bellmore, Orange	1
Los Angeles, Polk	1
Miami Granders, Dade	1
Grand Island, Unknown	1
Green, Clay	1
Fwb, Unknown	1
Gastonia, Polk	1
Hialeah, Unknown	1
Hilliard, Dade	1
Holt, Unknown	1
Cosselberry, Orange	1
Crestview, Dade	1
Dania, Unknown	1
Darien, Pasco	1
Bartow, Unknown	1
Boca Roton, Unknown	1
Caryville, Holmes	1
Cassadaga, Volusia	1
Deltona , Volusia	1
Duke Field Air Force Station, Okaloosa	1
Dunnellon, Levy	1
Flagler Beach, Volusia	1
Sea Ranch Lakes, Broward	1
Seminole, Orange	1
Sumatra, Liberty	1
Saint Petersburg, Dade	1
San Pedro Sula, Dade	1
Rosemary Beach, Bay	1
Port Charlotte Fl, Unknown	1
Wimauma, Manatee	1
Wayne, Dade	1
Opa Locka, Unknown	1
Orange, Orange	1
Orl, Orange	1
Palm Coast, Orange	1
Apo, Collier	1
Arcadia, Unknown	1
Astor, Volusia	1
At Large, Broward	1
Austin, Dade	1
Big Torch Key, Monroe	1

# COVID-19: characteristics of 682,370 Florida resident cases

Data through Sep 22, 2020 verified as of Sep 23, 2020 at 09:25 AM

Data in this report are provisional and subject to change.

The table below includes the cities and counties of residence for cases in Florida residents based on the patient's ZIP Code. Note that city is not always received as part of the initial notification and may be missing while the case is being investigated.

City and county	Cases
Bonifay, Unknown	1
East Rockland Key, Monroe	1
Fort Lauderdale, Dade	1
Marathon Shores, Monroe	1
Litchfield Park, Unknown	1
Julington Creek, St. Johns	1
Jupiter Island, Martin	1
Lake Worth, Unknown	1
Jena, Taylor	1
Na, Dade	1
Okeechobee, Highlands	1
Orange Park, Duval	1
Orlando, Osceola	1
Palatka, Marion	1
Seacrest, Bay	1
Stiamk, Dade	1
Port St Luice, Unknown	1
Port St. Lucie, St. Lucie	1
Pensacola Naval Hospital, Escambia	1
Tavares, Unknown	1
Temple, Palm Beach	1
Webster, Hernando	1
Unknown Out Of Area, Osceola	1
Unknown, Duval	1
Venice, Dade	1
West Hollywood, Broward	1
Weston, Unknown	1
Winter Springs, Orange	1
Vernon, Walton	1
Unknown, Manatee	1
Windermere, Unknown	1
Xifamk, Dade	1
Okeechobi, Unknown	1
North Lauderdale, Unknown	1
North Porte, Unknown	1
Notrealville, Polk	1
North Port, Manatee	1
Mount, Lake	1
Miami, Broward	1
Miamksaohes, Dade	1
Twentynine Palms, Broward	1
Sunrise, Unknown	1
Suwannee, Dixie	1
Syracuse, Unknown	1
Seguin, Unknown	1
Seacrest, Walton	1
San Fernando, Unknown	1
San Marcos, Unknown	1
Plantation, Leon	1
Pooler, Broward	1
Panomo City, Bay	1
Pensacola, Dade	1
Dade City, Unknown	1
Crestview, Walton	1
Fellsmere, Brevard	1
Fernandina, Nassau	1
Hillsboro Beach, Broward	1
Greenville, Taylor	1
Island Grove, Alachua	1

# COVID-19: characteristics of 682,370 Florida resident cases

Data through Sep 22, 2020 verified as of Sep 23, 2020 at 09:25 AM

Data in this report are provisional and subject to change.

The table below includes the cities and counties of residence for cases in Florida residents based on the patient's ZIP Code. Note that city is not always received as part of the initial notification and may be missing while the case is being investigated.

City and county	Cases
Jupiter Inlet, Palm Beach	1
Indian Rock Beach, Pinellas	1
Lauderdale Lakes, Unknown	1
Kilgore, Dade	1
Metter, Manatee	1
Mexico Beach, Gulf	1
Miami Dade, Unknown	1
Hoclywsod, Dade	1
Kenilworth, Leon	1
Lakeland, Unknown	1
Layton, Monroe	1
Los Angeles, Dade	1
Mckinney, Broward	1
Miamc, Dade	1
Coconut Ck, Unknown	1
Carl Fisher, Dade	1
Brooklyn, Lee	1
Apollo Beach, Manatee	1
Alpharetta, Broward	1
Garden City, Alachua	1
Franklin, Unknown	1
Hallandale, Unknown	1
Homeless, Hillsborough	1
Homeless, Pinellas	1
Hutchinson Island, St. Lucie	1
Northport, Sarasota	1
Other, Dade	1
Orange County, Seminole	1
Orchid, Indian River	1
Orl, Osceola	1
Pass-A-Grille Beach, Pinellas	1
Pensacola Beach, Escambia	1
Saint Johns, Duval	1
Rocky Point, Hillsborough	1
Venetian Islands, Dade	1
Venice, Manatee	1
Westville, Walton	1
Tamarac, Dade	1
Unkn, Duval	1
Cincinnati, Dade	1
Cape Haze, Charlotte	1
Branford, Gilchrist	1
Davie, Unknown	1
Alva, Escambia	1
Babcock Ranch, Charlotte	1
Baker, Santa Rosa	1
Duck Key, Monroe	1
Hosford, Calhoun	1
Indian Creek Village, Dade	1
Hialeahgardens, Dade	1
Interlachen, Duval	1
Jacksonville Naval Air Station, Duval	1
Kissimmee, Unknown	1
Perth Amboy, Hillsborough	1
Panama City, Unknown	1
Punta Gorda, Unknown	1
Saint Lucie Village, St. Lucie	1
Sharpes, Brevard	1
Sunrtise, Dade	1

# COVID-19: characteristics of 682,370 Florida resident cases

Data through Sep 22, 2020 verified as of Sep 23, 2020 at 09:25 AM

Data in this report are provisional and subject to change.

The table below includes the cities and counties of residence for cases in Florida residents based on the patient's ZIP Code. Note that city is not always received as part of the initial notification and may be missing while the case is being investigated.

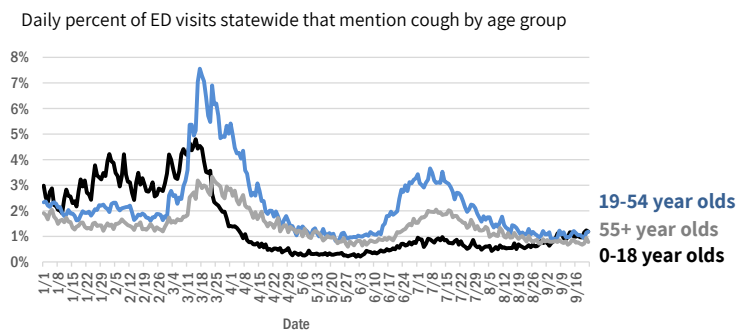
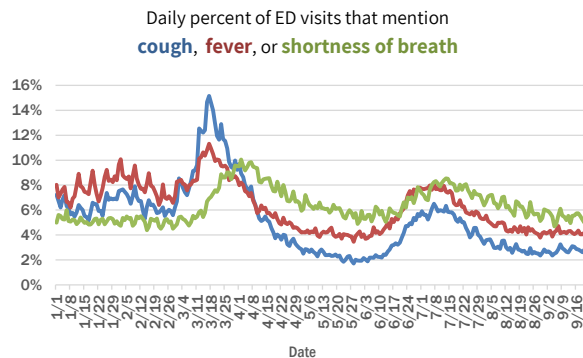
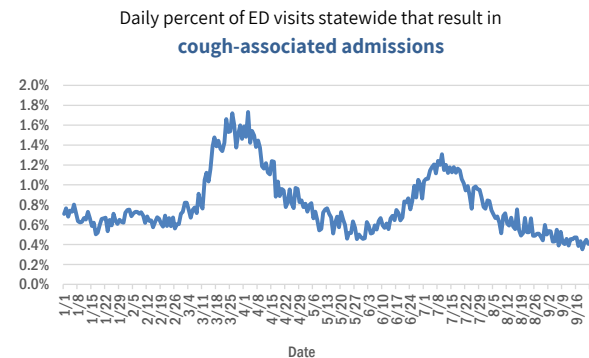
City and county	Cases
Unknown, Unknown	1
Oldsra, Manatee	1
North Fort Myers, Charlotte	1
North Laud, Unknown	1
Monroe, Hillsborough	1
Lucedale, St. Lucie	1
Jacksonville, Nassau	1
Miramar, Dade	1
Unk, Alachua	1
Watersound, Bay	1
Vero Beach, Unknown	1
Wtixrat, Dade	1
Yeehaw, Okeechobee	1
<b>Total</b>	<b>682,370</b>

# COVID-19: additional surveillance information

Data through Sep 22, 2020 verified as of Sep 23, 2020 at 09:25 AM

Data in this report are provisional and subject to change.

## Statewide emergency department (ED) chief complaint and admission data



The Electronic Surveillance System for the Early Notification of Community-Based Epidemics (ESSENCE-FL) includes chief complaint data from 211 of 212 Florida EDs. Data are transmitted electronically to ESSENCE-FL daily or hourly.

# COVID-19: All Florida residents with test results reported

Data through Sep 22, 2020 verified as of Sep 23, 2020 at 09:25 AM

Data in this report are provisional and subject to change.

The table below includes persons with laboratory results that the Department of Health has received electronically or by mail/fax for Florida residents.

County	Awaiting testing	Inconclusive	Negative	Positive	Percent positive	Total tested
Dade	527	2,006	726,067	166,784	19%	894,857
Broward	103	887	477,482	75,512	14%	553,881
Palm Beach	345	624	312,514	45,337	13%	358,475
Hillsborough	373	531	268,588	40,976	13%	310,095
Orange	424	303	302,034	38,971	11%	341,308
Duval	235	249	237,374	29,392	11%	267,015
Pinellas	9	139	193,788	21,552	10%	215,479
Lee	24	107	121,238	19,817	14%	141,162
Polk	72	107	112,386	19,382	15%	131,875
Collier	51	96	64,895	12,451	16%	77,442
Osceola	215	134	69,641	12,166	15%	81,941
Manatee	20	79	93,257	11,209	11%	104,545
Escambia	4	57	76,039	11,016	13%	87,112
Volusia	88	118	82,941	10,581	11%	93,640
Leon	14	141	75,547	9,903	12%	85,591
Marion	17	112	62,162	9,524	13%	71,798
Pasco	135	57	79,991	8,928	10%	88,976
Seminole	150	69	73,989	8,875	11%	82,933
Brevard	22	59	95,094	8,551	8%	103,704
Sarasota	25	63	84,433	7,883	9%	92,379
St. Lucie	260	50	51,827	7,847	13%	59,724
Alachua	25	28	88,593	7,662	8%	96,283
Lake	184	108	76,368	7,314	9%	83,790
Bay	18	65	27,886	5,828	17%	33,779
Santa Rosa	42	38	30,692	5,187	14%	35,917
St. Johns	21	35	49,448	5,065	9%	54,548
Clay	23	25	42,100	4,880	10%	47,005
Martin	47	47	29,755	4,775	14%	34,577
Okaloosa	38	49	31,606	4,763	13%	36,418
Columbia	5	56	13,386	3,677	21%	17,119
Indian River	55	19	31,715	3,106	9%	34,840
Hernando	4	17	24,128	3,047	11%	27,192
Charlotte	7	38	29,818	2,970	9%	32,826
Jackson	26	12	13,740	2,739	17%	16,491
Gadsden	6	38	13,604	2,731	17%	16,373
Citrus	64	10	22,854	2,676	10%	25,540
Suwannee	4	49	8,328	2,640	24%	11,017
Sumter	27	30	21,335	2,187	9%	23,552
Highlands	11	10	18,582	2,100	10%	20,692
Putnam	16	12	14,867	2,086	12%	16,965
Hendry		19	7,939	2,049	20%	10,007
Nassau	46	18	18,426	1,912	9%	20,356
Monroe	45	12	15,520	1,783	10%	17,315
Walton	1	35	10,963	1,760	14%	12,758
Flagler	10	20	18,178	1,673	8%	19,871
Desoto	6	8	9,411	1,548	14%	10,967
Okeechobee	4	13	9,378	1,498	14%	10,889

# COVID-19: All Florida residents with test results reported

Data through Sep 22, 2020 verified as of Sep 23, 2020 at 09:25 AM

Data in this report are provisional and subject to change.

The table below includes persons with laboratory results that the Department of Health has received electronically or by mail/fax for Florida residents.

County	Awaiting testing	Inconclusive	Negative	Positive	Percent positive	Total tested
Baker	35	26	6,252	1,425	18%	7,703
Hardee	3	9	6,467	1,306	17%	7,782
Taylor	8	29	5,153	1,304	20%	6,486
Lafayette	3	13	1,451	1,232	46%	2,696
Wakulla	3	40	8,959	1,100	11%	10,099
Washington	12	20	5,857	1,053	15%	6,930
Bradford	2	21	5,596	1,053	16%	6,670
Levy		8	7,338	1,007	12%	8,353
Madison	1	11	5,016	993	16%	6,020
Union		17	8,663	903	9%	9,583
Gulf	4	6	4,836	861	15%	5,703
Hamilton	1	2	4,624	834	15%	5,460
Dixie		12	4,411	827	16%	5,250
Holmes	2	10	4,520	722	14%	5,252
Calhoun	1	10	4,294	607	12%	4,911
Franklin	4	10	4,276	600	12%	4,886
Jefferson		15	3,203	539	14%	3,757
Glades		1	911	513	36%	1,425
Gilchrist	2	9	4,101	505	11%	4,615
Liberty			2,982	497	14%	3,479
Unknown	1	36	14,065	176	1%	14,277
<b>Total</b>	<b>3,930</b>	<b>7,104</b>	<b>4,452,882</b>	<b>682,370</b>	<b>13%</b>	<b>5,142,356</b>

# COVID-19: testing by laboratory

Data through Sep 22, 2020 verified as of Sep 23, 2020 at 09:25 AM

Data in this report are provisional and subject to change.

The numbers in the table below represent the number of Florida and non-Florida residents for whom test results were received by the Department of Health. A person can be tested by more than one laboratory and can have both positive and negative results. **Therefore, the sum of the numbers in each column will be larger than the total number of people tested.**

Reporting lab	Inconclusive	Negative	Positive	Percent positive	Total
LABORATORY CORPORATION OF AMERICA	1,554	901,884	118,557	12%	1,021,995
QUEST DIAGNOSTICS - TAMPA	7,292	818,977	117,815	12%	944,084
BIO REFERENCE LABORATORIES, INC	7,090	563,333	107,983	16%	678,406
GENETWORK	662	390,610	32,877	8%	424,149
CURATIVE LABS	5,696	353,476	36,537	9%	395,709
REALTOX LABS LLC	3,342	263,911	45,486	15%	312,739
ELABNETWORK	919	116,992	9,723	8%	127,634
NORTHWEST LABORATORY	236	118,099	6,277	5%	124,612
ADVENT HEALTH LAB	112	101,338	14,171	12%	115,621
MAKO GENOMICS	5,238	87,828	15,259	14%	108,325
MEDICAL DIAGNOSTIC LABORATORIES	898	92,147	13,284	12%	106,329
KORVALABS, INC	1,237	88,445	4,483	5%	94,165
MAYO CLINIC LABORATORIES	219	76,972	7,800	9%	84,991
BIOCOLLECTIONS WORLDWIDE, INC	462	68,454	10,238	13%	79,154
MEMORIAL REGIONAL HOSPITAL SOUTH	20	60,256	13,810	19%	74,086
BAYCARE LABORATORIES LLC	376	67,443	6,107	8%	73,926
BPHL-JACKSONVILLE	17	61,330	10,585	15%	71,932
QUEST DIAGNOSTICS NICHOLS INSTITUTE, INC.	328	63,145	8,160	11%	71,633
RCA LABORATORY SERVICES, LLC		66,943	2,907	4%	69,850
SACRED HEART HOSPITAL LABORATORY	2	57,681	7,130	11%	64,813
Florida_Hospital	60	50,334	5,439	10%	55,833
DIATHERIX LABORATORIES		46,862	6,426	12%	53,288
UF PATHLABS	33	49,621	3,297	6%	52,951
ORLANDO REG MED CENTER CLINICAL LAB	517	46,071	6,060	12%	52,648
TAMPA GENERAL HOSPITAL	4	48,948	3,694	7%	52,646
BPHL-MIAMI	221	40,180	8,483	17%	48,884
TESTING MATTERS INC		41,511	5,265	11%	46,776
ARUP LABORATORIES		41,608	2,641	6%	44,249
SUNPATH MEDICAL DIAGNOSTICS LABORATORY	348	37,861	5,869	13%	44,078
BPHL-TAMPA (SPECTRUM BLVD)	45	35,027	5,785	14%	40,857
IMPACT HEALTH BIOMETRIC TESTING, INC	331	35,384	4,443	11%	40,158
VIRACOR-EUROFINS LABORATORIES		30,489	9,042	23%	39,531
JACKSON MEMORIAL HOSPITAL CLINICAL LAB	79	31,774	7,234	19%	39,087
ST VINCENT'S MEDICAL CENTER - RIVERSIDE	1	31,845	3,730	10%	35,576
SHANDS AT THE UNIVERSITY OF FLORIDA	228	33,119	1,931	5%	35,278
HELIX	310	30,892	3,982	11%	35,184
LAKELAND REGIONAL MEDICAL CENTER	87	29,202	3,388	10%	32,677
AIT LABORATORIES		28,654	3,246	10%	31,900
AMERICAN HEALTH ASSOCIATES	8	28,047	2,678	9%	30,733
AKESOGEN		24,644	3,554	13%	28,198
TALLAHASSEE MEMORIAL HOSPITAL	99	20,825	2,615	11%	23,539
CAPE CORAL HOSPITAL CLINICAL LABORATORY	3	19,572	3,280	14%	22,855
WALGREENS	16	19,135	3,260	15%	22,411
BROWARD GENERAL MEDICAL CENTER-CLINICAL LAB	2	18,090	2,175	11%	20,267
BAPTIST MEDICAL CENTER JACKSONVILLE	1	19,020	1,195	6%	20,216
BAPTIST HOSPITAL OF MIAMI CLINICAL LABORATORY	44	16,853	3,169	16%	20,066



# COVID-19: testing by laboratory

Data through Sep 22, 2020 verified as of Sep 23, 2020 at 09:25 AM

Data in this report are provisional and subject to change.

The numbers in the table below represent the number of Florida and non-Florida residents for whom test results were received by the Department of Health. A person can be tested by more than one laboratory and can have both positive and negative results. **Therefore, the sum of the numbers in each column will be larger than the total number of people tested.**

Reporting lab	Inconclusive	Negative	Positive	Percent positive	Total
SHANDS JACKSONVILLE MEDICAL CENTER INC	32	16,926	1,523	8%	18,481
NIZNIK LAB CORP	348	11,446	5,057	30%	16,851
APPLIED INGENUITY DIAGNOSTICS LLC		15,845	921	5%	16,766
ADVENTHEALTH DAYTONA BEACH	32	15,423	1,132	7%	16,587
SARASOTA MEMORIAL HOSPITAL MAIN LAB	12	15,261	1,181	7%	16,454
UNIVERSITY OF MIAMI HOSPITAL	10	14,468	1,833	11%	16,311
ECCO LAB GROUP CO	286	12,776	3,111	19%	16,173
FLORIDA HOSPITAL - TAMPA	37	14,110	1,344	9%	15,491
STATLAB_MOBILE	1	14,009	1,370	9%	15,380
PALMETTO GENERAL HOSPITAL LAB	3	11,044	2,984	21%	14,031
MOUNT SINAI MEDICAL CENTER	7	12,577	1,362	10%	13,946
NICKLAUS CHILDREN'S HOSPITAL	40	11,403	2,406	17%	13,849
ST JOSEPHS HOSPITAL LABORATORY	12	12,028	1,718	12%	13,758
NAPLES COMMUNITY HOSPITAL	48	12,248	1,401	10%	13,697
ACCESS DX LABORATORY	157	12,034	1,460	11%	13,651
MILLENNIUM PHYSICIAN GROUP		11,478	2,107	16%	13,585
NORTH FLORIDA REGIONAL MEDICAL CENTER		11,744	1,351	10%	13,095
CLEVELAND CLINIC HOSPITAL LAB	4	11,132	1,218	10%	12,354
BIOCERNA LABS	411	9,786	1,515	13%	11,712
JFK MEDICAL CENTER LAB	1	9,943	1,679	14%	11,623
BRANDON REGIONAL HOSPITAL		9,903	1,605	14%	11,508
SOUTH MIAMI HOSPITAL LAB	22	10,089	1,349	12%	11,460
ABL MEDICAL CARE LLC		10,283	969	9%	11,252
SAINT MARY'S MEDICAL CENTER	15	9,639	1,384	13%	11,038
JUPITER MEDICAL CENTER LAB	43	9,761	1,112	10%	10,916
LARKIN COMMUNITY HOSPITAL INC DBA CARDIOTROPIC		6,822	3,621	35%	10,443
INTEGRATED REGIONAL LABORATORIES LLP		8,593	1,626	16%	10,219
FULGENT DIAGNOSTICS LABORATORY	220	9,240	736	7%	10,196
INDIAN RIVER MEDICAL CENTER LAB		9,427	566	6%	9,993
WELLINGTON REGIONAL MED CTR LAB	4	8,590	1,226	12%	9,820
QUEST NEW ENGLAND	35	8,754	1,012	10%	9,801
MORTON PLANT HOSPITAL-ADLER INSTITUTE	8	9,110	676	7%	9,794
FLORIDA HOSPITAL WATERMAN LABORATORY	69	8,867	737	8%	9,673
DRS CLACK SPENCER WHITE & MCCORMACK PA D/B/A		8,785	862	9%	9,647
QUEST DIAGNOSTICS INFECTIOUS DISEASE INC	56	7,483	1,694	18%	9,233
PANCARE OF FLORIDA INC		8,093	689	8%	8,782
LEESBURG REGIONAL MEDICAL CENTER		7,828	872	10%	8,700
LABCORP BURLINGTON (LPP)	4	8,249	436	5%	8,689
MEMORIAL REGIONAL HOSPITAL CLINICAL LABORATORY	9	7,747	574	7%	8,330
HOMESTEAD HOSPITAL CLINICAL LABORATORY	14	6,559	1,720	21%	8,293
ARNOLD PALMER MEDICAL CENTER CLINICAL LAB		7,885	282	3%	8,167
COAST DIAGNOSTICS LLC	20	7,317	551	7%	7,888
LARKIN COMMUNITY HOSPITAL	10	6,604	1,163	15%	7,777
DELRAY MEDICAL CENTER	3	6,902	800	10%	7,705

# COVID-19: testing by laboratory

Data through Sep 22, 2020 verified as of Sep 23, 2020 at 09:25 AM

Data in this report are provisional and subject to change.

The numbers in the table below represent the number of Florida and non-Florida residents for whom test results were received by the Department of Health. A person can be tested by more than one laboratory and can have both positive and negative results. **Therefore, the sum of the numbers in each column will be larger than the total number of people tested.**

Reporting lab	Inconclusive	Negative	Positive	Percent positive	Total
OSCEOLA REGIONAL MEDICAL CENTER	1	6,534	1,119	15%	7,654
BOSTON HEART DIAGNOSTICS CORP		6,531	1,039	14%	7,570
WEST KENDALL BAPTIST HOSPITAL LABORATORY	6	6,042	1,481	20%	7,529
LAWNWOOD REGIONAL MEDICAL CENTER	1	6,403	1,032	14%	7,436
MEMORIAL HOSPITAL JACKSONVILLE	8	5,798	1,444	20%	7,250
Lee Memorial Hospital		5,560	1,618	23%	7,178
ST ANTHONY'S HOSPITAL LAB	11	6,335	797	11%	7,143
REAL DIAGNOSTICS	77	6,556	473	7%	7,106
WINTER HAVEN HOSPITAL CLINICAL LABORATORY	1	5,951	1,110	16%	7,062
AEGIS SCIENCES CORPORATION	30	6,357	604	9%	6,991
BAPTIST MEDICAL CENTER SOUTH		6,301	467	7%	6,768
BAPTIST HOSPITAL OF MIAMI MOLECULAR DIAGNOSTICS	58	5,839	847	13%	6,744
PATIENTS FIRST LAKE ELLA MEDICAL CENTER PA		4,820	1,822	27%	6,642
GOOD SAMARITAN MEDICAL CENTER LAB	1	5,610	963	15%	6,574
LUMINUS DIAGNOSTICS		5,974	518	8%	6,492
ST JOSEPHS HOSPITAL	7	5,596	785	12%	6,388
QUEST DIAGNOSTICS - WEST HILLS	21	6,124	232	4%	6,377
BETHESDA HOSPITAL EAST		5,728	640	10%	6,368
ORANGE PARK MEDICAL CENTER	9	5,081	1,242	20%	6,332
MEASE COUNTRYSIDE LAB	1	5,754	570	9%	6,325
GULF COAST MEDICAL CENTER MICROLAB		4,682	1,426	23%	6,108
EXACT SCIENCES LABORATORIES		5,686	414	7%	6,100
HALIFAX MEDICAL CENTER LAB	27	4,957	803	14%	5,787
FLORIDA HOSPITAL HEARTLAND MED CTR CLINICAL LAB	33	5,140	601	10%	5,774
WEST FLORIDA HOSPITAL LAB		4,617	1,141	20%	5,758
MANATEE MEMORIAL HOSPITAL		5,228	518	9%	5,746
BAPTIST HOSPITAL LABORATORY	4	4,817	874	15%	5,695
WEST BOCA MEDICAL CENTER LAB		5,071	515	9%	5,586
QUEST DIAGNOSTICS	4	5,140	430	8%	5,574
THE VILLAGES REGIONAL HOSPITAL		5,110	385	7%	5,495
CORAL GABLES HOSPITAL CLINICAL LABORATORY		4,282	1,125	21%	5,407
ADVENTHEALTH WESLEY CHAPEL	14	4,958	412	8%	5,384
QUEST DIAGNOSTICS NICHOLS INSTITUTE - SJC (ELR)	31	4,609	741	14%	5,381
WESTSIDE REGIONAL MED CTR	2	4,408	970	18%	5,380
LARGO MEDICAL CENTER		4,698	625	12%	5,323
PALM BEACH GARDENS MEDICAL CTR LAB		4,799	470	9%	5,269
HEALTH PARK MEDICAL CENTER CLINICAL LAB		4,344	921	17%	5,265
INGENIOUS PERSONALIZED MEDICINE	52	3,978	1,225	23%	5,255
NORTHWEST MEDICAL CENTER	1	4,184	1,056	20%	5,241
OAK HILL HOSPITAL		4,660	580	11%	5,240
DOCTORS HOSPITAL	3	4,209	933	18%	5,145
MARTIN HOSPITAL SOUTH LAB		4,763	279	6%	5,042
NCH NORTH NAPLES HOSPITAL LAB	11	4,343	669	13%	5,023
MERCY HOSPITAL A CAMPUS OF PLANTATION GEN HOSP LAB	1	3,826	1,180	24%	5,007

# COVID-19: testing by laboratory

Data through Sep 22, 2020 verified as of Sep 23, 2020 at 09:25 AM

Data in this report are provisional and subject to change.

The numbers in the table below represent the number of Florida and non-Florida residents for whom test results were received by the Department of Health. A person can be tested by more than one laboratory and can have both positive and negative results. **Therefore, the sum of the numbers in each column will be larger than the total number of people tested.**

Reporting lab	Inconclusive	Negative	Positive	Percent positive	Total
Capital Regional Medical Ctr		3,959	1,010	20%	4,969
FLORIDA HOSPITAL FLAGLER	29	4,535	321	7%	4,885
AVECINA MEDICAL OAKLEAF	1	4,280	596	12%	4,877
AVENTURA HOSPITAL LAB		3,715	1,147	24%	4,862
RUTGERS CLINICAL GENOMICS LABORATORY	10	4,480	190	4%	4,680
CORAL SPRINGS MED CTR		4,218	460	10%	4,678
PALMS WEST HOSPITAL LAB	2	3,763	897	19%	4,662
FLORIDA HOSPITAL ZEPHYRHILLS	10	4,309	326	7%	4,645
FLORIDA MEDICAL CENTER - A CAMPUS OF NORTH SHORE	2	3,980	638	14%	4,620
BLAKE MEDICAL CENTER		3,872	738	16%	4,610
NORTH SHORE MEDICAL CENTER		3,644	947	21%	4,591
BROWARD HEALTH NORTH CLINICAL LABORATORY		3,972	604	13%	4,576
INFORM DIAGNOSTICS, INC		4,320	224	5%	4,544
FLORIDA HOSPITAL DELAND	9	3,776	645	15%	4,430
MEMORIAL HOSPITAL WEST LABORATORY SERVICES	13	3,949	441	10%	4,403
FLORIDA HOSPITAL OF CARROLLWOOD	22	3,758	529	12%	4,309
REGIONAL MEDICAL CENTER BAYONET POINT	2	3,976	329	8%	4,307
PLANTATION GENERAL HOSPITAL		3,331	906	21%	4,237
MEDICAL CENTER OF TRINITY CLINICAL LABORATORY		3,647	533	13%	4,180
NEMOURS CHILDRENS HOSPITAL		4,029	113	3%	4,142
NORTHSIDE HOSPITAL AND HEART INSTITUTE		3,632	492	12%	4,124
CLEVELAND CLINIC MARTIN SOUTH HOSPITAL		3,754	364	9%	4,118
BAYFRONT MEDICAL CENTER	13	3,100	955	23%	4,068
LAKE CITY MEDICAL CENTER		3,074	887	22%	3,961
MOFFITT CANCER CENTER	5	3,779	74	2%	3,858
AVECINA MEDICAL - SOUTHSIDE BLVD	14	3,670	143	4%	3,827
DR. P. PHILLIPS HOSPITAL		3,649	160	4%	3,809
FULGENT DIAGNOSTICS	89	3,482	236	6%	3,807
ALL CHILDREN'S HOSPITAL LAB		3,592	211	6%	3,803
OCALA REGIONAL MEDICAL CENTER		3,273	479	13%	3,752
ACCESS MEDICAL LABORATORIES		2,436	1,311	35%	3,747
BAPTIST MEDICAL CENTER - BEACHES		3,486	232	6%	3,718
UHEALTH CORAL GABLES/LENNAR MED CTR		3,538	170	5%	3,708
CENTRAL FLORIDA REGIONAL HOSPITAL		3,187	438	12%	3,625
CARDIOTROPIC LABS	81	2,813	724	20%	3,618
NIGHT LITE PEDIATRICS	1	2,631	951	27%	3,583
MORTON PLANT-MEASE	1	3,214	248	7%	3,463
NEW YORK STATE ELR - SUNRISE MEDICAL LABORATORIES		3,366	79	2%	3,445
LEON MEDICAL CENTERS LLC		2,805	635	18%	3,440
GULF COAST MEDICAL CENTER LAB		2,717	715	21%	3,432
LAKEWOOD RANCH MEDICAL CENTER		3,123	274	8%	3,397
ST JOSEPHS NORTH HOSPITAL LAB		3,000	368	11%	3,368
IMPERIAL POINT MEDICAL CENTER		3,062	296	9%	3,358
SOUTH LAKE HOSPITAL		3,067	161	5%	3,228
ST LUCIE MEDICAL CENTER		2,545	608	19%	3,153
NONA SCIENTIFIC	3	2,590	467	15%	3,060

# COVID-19: testing by laboratory

Data through Sep 22, 2020 verified as of Sep 23, 2020 at 09:25 AM

Data in this report are provisional and subject to change.

The numbers in the table below represent the number of Florida and non-Florida residents for whom test results were received by the Department of Health. A person can be tested by more than one laboratory and can have both positive and negative results. **Therefore, the sum of the numbers in each column will be larger than the total number of people tested.**

Reporting lab	Inconclusive	Negative	Positive	Percent positive	Total
POINCIANA MEDICAL CENTER		2,281	773	25%	3,054
SOUTH FLORIDA BAPTIST HOSPITAL MICRO	1	2,617	430	14%	3,048
WEST MARION COMMUNITY HOSPITAL LAB		2,634	398	13%	3,032
HEALTHQUEST ESOTERICS		2,040	989	33%	3,029
VISTA CLINICAL		1,261	1,731	58%	2,992
BAPTIST MEDICAL CENTER - NASSAU		2,797	142	5%	2,939
FLORIDA HOSPITAL FISH MEMORIAL	18	2,507	383	13%	2,908
AVECINA MEDICAL JULINGTON	3	2,526	364	13%	2,893
SOUTH SEMINOLE HOSPITAL LABORATORY		2,749	110	4%	2,859
PHYSICIANS REGIONAL MEDICAL CENTER - PINE RIDGE RD		2,328	509	18%	2,837
ANNE BATES LEACH EYE HOSPITAL/ ABLEH MICROBIOLOGY LABORATORY		2,686	57	2%	2,743
WEST PALM HOSPITAL LAB		2,383	353	13%	2,736
PWN HEALTH	10	2,031	692	25%	2,733
FLORIDA HOSPITAL NORTH PINELLAS	11	2,508	186	7%	2,705
UNIVERSITY HOSPITAL AND MEDICAL CENTER		2,045	643	24%	2,688
WESTCHESTER HOSPITAL	22	2,199	449	17%	2,670
WALGREENS OAKLAND PARK	4	2,360	256	10%	2,620
CLEVELAND CLINIC TRADITION HOSPITAL		2,364	239	9%	2,603
QUEST DIAGNOSTICS - ATLANTA	4	2,269	298	12%	2,571
HIALEAH HOSPITAL	4	1,970	529	21%	2,503
MEMORIAL HOSPITAL MICRO		2,225	232	9%	2,457
GENE BY GENE, GENOMICS RESEARCH CENTER LAB	31	2,349	69	3%	2,449
MEDCOMP SCIENCES LLC	29	1,296	1,123	46%	2,448
AVERO DIAGNOSTICS - IRVING		2,216	155	7%	2,371
WALGREEN CO	2	2,087	275	12%	2,364
ST PETERSBURG GENERAL HOSPITAL		1,824	506	22%	2,330
FORT WALTON BEACH MEDICAL CENTER		1,932	336	15%	2,268
ADVENTHEALTH OCALA LABORATORY		1,909	352	16%	2,261
BAPTIST NORTH EMERGENCY CENTER		1,698	527	24%	2,225
CLEVELAND CLINIC MARTIN NORTH HOSPITAL		1,974	239	11%	2,213
GENESIS REFERENCE LABORATORIES		1,901	298	14%	2,199
MEASE DUNEDIN HOSPITAL	4	1,970	195	9%	2,169
MEMORIAL HOSPITAL- MIRAMAR	11	1,979	173	8%	2,163
QUEST DIAGNOSTICS LENEXA	19	1,935	192	9%	2,146
NIGHT LITE PEDIATRICS URGENT CARE		1,844	299	14%	2,143
RAULERSON HOSPITAL		1,728	350	17%	2,078
HOLIDAY CVS LLC		2,010	52	3%	2,062
DOCTORS HOSPITAL OF SARASOTA CLINICAL LABORATORY		1,861	201	10%	2,062
CITRUS MEMORIAL HOSPITAL LABORATORY		1,891	169	8%	2,060
OVIEDO MEDICAL CENTER		1,747	302	15%	2,049
HOLY CROSS HOSPITAL CLINICAL LAB	1	1,849	54	3%	1,904
PALMS OF PASADENA HOSPITAL		1,594	242	13%	1,836
LEE HEALTH COCONUT POINT CLINICAL LAB	2	1,474	357	19%	1,833
MEMORIAL HOSPITAL PEMBROKE	3	1,592	216	12%	1,811
PUTNAM COMMUNITY MEDICAL CENTER		1,567	238	13%	1,805
SOUTH BAY HOSPITAL MICRO		1,467	272	16%	1,739

# COVID-19: testing by laboratory

Data through Sep 22, 2020 verified as of Sep 23, 2020 at 09:25 AM

Data in this report are provisional and subject to change.

The numbers in the table below represent the number of Florida and non-Florida residents for whom test results were received by the Department of Health. A person can be tested by more than one laboratory and can have both positive and negative results. **Therefore, the sum of the numbers in each column will be larger than the total number of people tested.**

Reporting lab	Inconclusive	Negative	Positive	Percent positive	Total
BETHESDA HOSPITAL WEST		1,567	159	9%	1,726
P4 CLINICAL, LLC	27	1,496	197	11%	1,720
TWIN CITIES HOSPITAL	1	1,525	157	9%	1,683
LOWER KEYS MEDICAL CENTER		1,499	142	9%	1,641
BARTOW REGIONAL MEDICAL CENTER	1	1,364	223	14%	1,588
PHYSICIANS REGIONAL MEDICAL CENTER - COLLIER BLVD	1	1,233	352	22%	1,586
UNITED CLINICAL LABORATORY LLC	2	819	728	47%	1,549
OPTEO LABORATORY		1,506	30	2%	1,536
SYNERGY LABORATORIES	7	1,372	149	10%	1,528
LAKESIDE MEDICAL CENTER		1,074	379	26%	1,453
BMCT Molecular Diagnostics Subsection		1,163	248	18%	1,411
QUEST DIAGNOSTICS - MIRAMAR	6	366	1,020	73%	1,392
SACRED HEART-EMERALD COAST		1,168	203	15%	1,371
UNIVERSITY OF MIAMI HOSPITAL & CLINICS	2	1,300	65	5%	1,367
LABSTAT LLC	1	1,354	10	1%	1,365
AVENTUS BIOLABS	1	794	546	41%	1,341
QUEST DIAGNOSTICS WOOD DALE	3	1,239	94	7%	1,336
ST VINCENT'S MEDICAL CENTER - SOUTHSIDE		1,308	27	2%	1,335
ARCPPOINT LABS - FORT MYERS	2	1,143	154	12%	1,299
HIGHLANDS REGIONAL MEDICAL CENTER		1,075	216	17%	1,291
GENOVA DIAGNOSTICS LABORATORY	4	1,206	71	6%	1,281
PATIENTS CHOICE LABORATORIES		744	532	42%	1,276
GULF BREEZE HOSPITAL LAB	1	1,107	155	12%	1,263
UHEALTH DEERFIELD BEACH/UMSYLVESTER DEERFIELD BEACH LABORATORY	3	1,195	45	4%	1,243
CLINICORE		1,117	91	8%	1,208
CLARITY LAB SOLUTIONS		1,052	145	12%	1,197
PRIVA PATH LABS	5	979	181	16%	1,165
WATSON CLINIC LLP MAIN		807	311	28%	1,118
MARINERS HOSPITAL		1,005	103	9%	1,108
WALGREENS ORLANDO		974	123	11%	1,097
VIKOR SCIENTIFIC	2	617	467	43%	1,086
BAPTIST EMERGENCY CENTER OAKLEAF		898	183	17%	1,081
ENGLEWOOD COMMUNITY HOSPITAL		968	83	8%	1,051
FLORIDA LABORATORY ANALYSIS		787	259	25%	1,046
ORLANDO VA MEDICAL CENTER		859	172	17%	1,031
MINUTECLINIC LLC #3703		920	106	10%	1,026
AVECINA MEDICAL		744	262	26%	1,006
FLOWERS HOSPITAL		891	101	10%	992
LMHS		902	83	8%	985
BAPTIST EMERGENCY CENTER CLAY		864	119	12%	983
BAPTIST HEALTH EMERGENCY CENTER COUNTRY WALK	1	817	162	17%	980
ACUTIS DIAGNOSTICS	12	843	119	12%	974
LABCORP	1	574	386	40%	961
DOC SMILEY'S URGENT CARE		816	98	11%	914
DESOTO MEMORIAL HOSPITAL CLINICAL LABORATORY	3	751	148	16%	902
PATHNOSTICS		84	774	90%	858

# COVID-19: testing by laboratory

Data through Sep 22, 2020 verified as of Sep 23, 2020 at 09:25 AM

Data in this report are provisional and subject to change.

The numbers in the table below represent the number of Florida and non-Florida residents for whom test results were received by the Department of Health. A person can be tested by more than one laboratory and can have both positive and negative results. **Therefore, the sum of the numbers in each column will be larger than the total number of people tested.**

Reporting lab	Inconclusive	Negative	Positive	Percent positive	Total
STS LAB 2 LLC		848	2	0%	850
JACKSON HOSPITAL CLINICAL LABORATORY		736	103	12%	839
UNKNOWN	1	524	313	37%	838
LABCORP RTP	3	149	680	82%	832
FLORIDA HOSPITAL ORLANDO		745	74	9%	819
ASSURANCE SCIENTIFIC LABORATORIES		650	166	20%	816
PHYSICIANS STAT LAB		139	667	83%	806
ST VINCENTS CLAY COUNTY		775	26	3%	801
MIDWAY SPECIALTY CARE CENTER DIAGNOSTICS	18	738	43	5%	799
TAMPA COMMUNITY HOSPITAL		606	184	23%	790
AMELIA URGENT CARE		451	337	43%	788
SANTA ROSA MEDICAL CENTER		544	235	30%	779
NEW YORK STATE ELR - NORTH SHORE LONG ISLAND JEWISH HEALTH		733	31	4%	764
EGLIN AIRFORCE BASE LAB		510	254	33%	764
CAPSTONE HEALTHCARE		491	262	35%	753
CENTRA CARE - WATERFORD LAKES		568	161	22%	729
BARDMOOR LABORATORY	1	634	90	12%	725
ADVANCE MEDICAL OF NAPLES			716	100%	716
ASSOCIATED PATHOLOGISTS, LLC	3	587	118	17%	708
ATLANTIS URGENT CARE		433	273	39%	706
LAB24 INC	3	92	608	86%	703
NEW YORK STATE ELR - NYU HOSPITALS CENTER CLINICAL LABORATORIES		675	15	2%	690
NXGEN MDX LLC	2	620	64	9%	686
VAMC ORLANDO		304	344	53%	648
NCH NORTHEAST	5	431	204	32%	640
DYNIX DIAGNOSTICS	1	438	198	31%	637
NONE		281	346	55%	627
QUEST	4	162	461	74%	627
HISTOPATHOLOGY SERVICES, LLC		533	75	12%	608
PHAROS HEALTH		457	140	23%	597
PATIENTS FIRST - MAHAN DRIVE		164	433	73%	597
LEE MEMORIAL HOSPITAL LAB			591	100%	591
MARTIN MEMORIAL LABORATORY AT ST LUCIE WEST		518	60	10%	578
NCH HEALTHCARE SYSTEM MICROBIOLOGY LAB		1	573	100%	574
NORTH FLORIDA PEDIATRICS-TALLAHASSEE		518	42	8%	560
QUEST DIAGNOSTICS - IRVING	10	353	178	33%	541
INDIAN RIVER PATHOLOGY LLC		509	30	6%	539
ADVENT HEALTH CENTRA CARE: WATERFORD LAKES		447	83	16%	530
HOLIDAY CVS LLC DBA CVS PHARMACY #5155		515	14	3%	529
MAVERICK LABS		376	151	29%	527
HOLY CROSS HOSPITAL LABORATORY			522	100%	522
NEW YORK STATE ELR - LENCO MEDICAL LABORATORY		497	15	3%	512
TALLAHASSEE PRIMARY CARE ASSOCIATES		473	34	7%	507
SOUTHEAST ALABAMA MEDICAL CENT		451	44	9%	495
STEWART REFERENCE LABORATORY		294	199	40%	493
MINUTECLINIC		443	48	10%	491

# COVID-19: testing by laboratory

Data through Sep 22, 2020 verified as of Sep 23, 2020 at 09:25 AM

Data in this report are provisional and subject to change.

The numbers in the table below represent the number of Florida and non-Florida residents for whom test results were received by the Department of Health. A person can be tested by more than one laboratory and can have both positive and negative results. **Therefore, the sum of the numbers in each column will be larger than the total number of people tested.**

Reporting lab	Inconclusive	Negative	Positive	Percent positive	Total
UAB HIGHLANDS LABORATORY		463	4	1%	467
SELECT LABORATORIES MARION COUNTY, LLC.	2	358	97	21%	457
MEDARBOR DIAGNOSTICS		1	451	100%	452
PANCARE OF FLORIDA, INC			443	100%	443
LAB CORP	1	197	244	55%	442
NEW YORK STATE ELR - DEPARTMENT OF CLINICAL LABS		437	5	1%	442
URGENT CARE CURE		363	73	17%	436
SUNRISE MEDICAL LABORATORIES		354	80	18%	434
SCIONLAB SERVICES LLC	1	411	19	4%	431
ECCOLAB GROUP	1	96	323	77%	420
KD MEDICAL CHOICE LLC		419	1	0%	420
MEDICAL DNA LABS LLC		399	21	5%	420
ORLANDO VETERANS AFFAIRS MEDICAL CENTER		112	301	73%	413
QUEST DIAGNOSTICS NICHOLS INSTITUTE	5	374	17	4%	396
NCF DIAGNOSTICS & DNA TECHNOLOGIES	10	109	274	70%	393
TEMPUS CLINICAL LABORATORY	1	361	26	7%	388
CLARITY LABS		338	49	13%	387
JAY HOSPITAL CLINICAL LABORATORY		286	95	25%	381
BAYFRONT HEALTH SEVEN RIVERS		377	1	0%	378
MEMORIAL PEMBROKE 24/7 CARE CENTER		278	94	25%	372
EXPRESS GENE MOLECULAR DIAGNOSTIC LABORATORY		2	359	99%	361
TOM LEE COMMUNITY HEALTH CENTER		119	241	67%	360
CENTRA CARE		158	199	56%	357
INFORM DIAGNOSTICS		349	4	1%	353
NITE LITE PEDIATRICS		183	170	48%	353
BAPTIST MD ANDERSON CANCER CENTER		347	2	1%	349
EMERGENCY PHYSICIANS MEDICAL CENTER			349	100%	349
GESSLER CLINIC		78	269	78%	347
MINUTECLINIC LLC		300	46	13%	346
DAVITA LABS		303	31	9%	334
BAYA URGENT CARE		3	330	99%	333
COASTAL MED URGENT CARE		105	224	68%	329
TENNESSEE DOH - NASHVILLE	2	292	34	10%	328
MICROGEN DX		98	224	70%	322
CLINICAL REFERENCE LABORATORY		313	6	2%	319
NEW YORK STATE ELR - MOUNT SINAI LABORATORY		302	13	4%	315
LABCORP TAMPA	1	44	267	86%	312
FLAGLER HOSPITAL	6	19	285	92%	310
ARCPPOINT LABS OF TAMPA		199	110	36%	309
VETERANS AFFAIRS MEDICAL CENTER LAB		9	298	97%	307
THERADOC		152	144	49%	296
CORE DIAGNOSTIC LABORATORIES LLC		220	75	25%	295
AMELIA EXPRESS CARE		166	122	42%	288
PREMIER MEDICAL LABORATORY SERVICES		86	197	70%	283
HOLMES REGIONAL MEDICAL CENTER		3	279	99%	282
NEW YORK STATE ELR - ENZO CLINICAL LABS INC	1	271	3	1%	275



# COVID-19: testing by laboratory

Data through Sep 22, 2020 verified as of Sep 23, 2020 at 09:25 AM

Data in this report are provisional and subject to change.

The numbers in the table below represent the number of Florida and non-Florida residents for whom test results were received by the Department of Health. A person can be tested by more than one laboratory and can have both positive and negative results. **Therefore, the sum of the numbers in each column will be larger than the total number of people tested.**

Reporting lab	Inconclusive	Negative	Positive	Percent positive	Total
LABTECH DIAGNOSTIC		126	148	54%	274
THE CENTER FOR URGENT CARE		164	107	39%	271
MOLECULAR INFECTIOUS DISEASES		264	6	2%	270
FLO-MEDILAB SERVICES		82	184	69%	266
SANFORD REFERENCE LAB		255	10	4%	265
MINI ER ADULT AND PEDIATRIC URGENT CARE		222	41	16%	263
AUBURN UNIVERSITY MEDICAL CLINIC		203	59	23%	262
EUROFINS NTD, LLC		232	29	11%	261
FLORIDA WOMAN CARE LABORATORY LLC		232	26	10%	258
HENDRY REGIONAL MEDICAL CENTER		27	226	89%	253
SMA SPECIALITY MEDICAL LAB		64	189	75%	253
NEW YORK STATE ELR - NEW YORK PRESBYTERIAN HOSPITAL CUMC CLINICAL		239	13	5%	252
ANGEL KIDS PEDIATRICS		225	26	10%	251
ADVENT HEALTH -TAMPA		84	165	66%	249
NEW YORK STATE ELR - NEW YORK HOSPITAL LABORATORIES	1	238	7	3%	246
PLANTATION BAY REHABILITATION CENTER		233	5	2%	238
SEBASTIAN RIVER MEDICAL CENTER		186	52	22%	238
ADVENT HEALTH CENTRA CARE		77	161	68%	238
MEMORIAL HOSPITAL WEST		225	12	5%	237
ST CLOUD REGIONAL MEDICAL CENTER		127	105	45%	232
JAMES A. HALEY VETERANS MICRO LAB			231	100%	231
ARCPPOINT LABS OF WEST PALM BEACH		1	229	100%	230
ASCEND CLINICAL		226	4	2%	230
ADVENTHEALTH LAB		2	227	99%	229
GENESIS MEDICAL LABORATORY MIAMI FL.		79	146	65%	225
MEDSCAN LABORATORY INC		136	86	39%	222
COASTAL LABORATORIES		168	54	24%	222
GULF COAST MOLECULAR LABORATORIES	10	162	49	22%	221
BIOCERNA LLC	8	156	55	25%	219
QUALITOX LABORATORIES		96	123	56%	219
MIDWAY SPECIALTY CARE CENTER	1	125	89	41%	215
LEHIGH VALLEY GENOMICS			211	100%	211
MY CLINICAL LAB		149	60	29%	209
MARTIN MEMORIAL MEDICAL CENTER LAB		101	106	51%	207
BAY PINES VAMC CLINICAL LABORATORY		4	201	98%	205
NCH HEALTHCARE BONITA		139	64	32%	203
UAB UNIVERSITY OF ALABAMA HOSPITAL LAB		196	7	3%	203
C.W. BILL YOUNG VA MEDICAL CENTER		5	196	98%	201
VAMC WEST PALM LAB		5	196	98%	201
SHORELINE PHYSICIAN GROUP		87	112	56%	199
SPECIALTY HEALTH AND REHABILITATION CENTER		174	23	12%	197
BOCA BIOLISTICS REFERENCE LABORATORY	2	145	49	25%	196
SACRED HEART HOSPITAL ON THE GULF		131	63	32%	194
FLORIDA HOSPITAL WAUCHULA		115	77	40%	192
PATHGROUP LABS LLC		90	100	53%	190
UR MEDICINE LABS- CENTRAL LABORATORY		184	5	3%	189



# COVID-19: testing by laboratory

Data through Sep 22, 2020 verified as of Sep 23, 2020 at 09:25 AM

Data in this report are provisional and subject to change.

The numbers in the table below represent the number of Florida and non-Florida residents for whom test results were received by the Department of Health. A person can be tested by more than one laboratory and can have both positive and negative results. **Therefore, the sum of the numbers in each column will be larger than the total number of people tested.**

Reporting lab	Inconclusive	Negative	Positive	Percent positive	Total
FAST TRACK URGENT CARE CENTER - CARROLLWOOD			180	100%	180
MINUTECLINIC, LLC DBA MINUTECLINIC #4717		175	3	2%	178
NAVAL HOSPITAL - JACKSONVILLE		30	147	83%	177
BAYCARE HEALTH SYSTEM		2	174	99%	176
HOLIDAY CVS LLC DBA CVS PHARMACY #5154		171	5	3%	176
FAST TRACK URGENT CARE CENTER		1	173	99%	174
NEW PLANT CITY FAMILY CARE	1	49	124	71%	174
MID-FLORIDA PATHOLOGY		130	44	25%	174
FLORIDA HOSPITAL HEARTLAND MED CTR LAKE PLACID		127	47	27%	174
SELECT REFERENCE LABORATORIES, LLC	1	160	11	6%	172
ASAP LAB LLC		95	73	43%	168
MACDILL AFB HOSPITAL		148	19	11%	167
ST JUDE CHILDREN'S RESEARCH HOSPITAL		156	11	7%	167
GOOD SAMARITAN		166			166
BALDWIN PEDIATRICS	1	153	11	7%	165
BAPTIST MEDICAL PLAZA AT WEST KENDALL		133	31	19%	164
BUREAU OF CLINICAL LABORATORIES		134	30	18%	164
UNIVERSITY OF ALABAMA		159	4	2%	163
LABSTAT		2	161	99%	163
VAMC GAINESVILLE		2	160	99%	162
US BIOTEK LABORATORIES	1	68	91	57%	160
NEO GENOMICS - FORT MYERS	1	154	4	3%	159
WUESTHOFF REF LABORATORY			158	100%	158
AURORA DIAGNOSTICS BERNHARDT LABORATORIES PATHOLOGY SERVICE		139	17	11%	156
FLORIDA MEDICAL CLINIC		72	79	52%	151
AVELLINO LAB USA, INC	1	143	4	3%	148
SANTA ROSA MEDICAL CENTER CLINICAL LAB		123	22	15%	145
BAYFRONT HEALTH BROOKSVILLE		10	127	93%	137
HEALTH FIRST-HOLMES REGIONAL		1	135	99%	136
LEHIGH REGIONAL MEDICAL CENTER LAB		115	20	15%	135
IRL MARKET LAB ALACHUA		104	31	23%	135
FLORIDA CLINICAL LABORATORY-BIOREFERENCE LABORATORIES		47	87	65%	134
AMERICAN PATHOLOGY PARTNERS		132	1	1%	133
INTEGRATED REGIONAL LABORATORIES		119	12	9%	131
SPARROW HEALTHCARE	2	1	127	98%	130
MEMPHIS PATHOLOGY LABORATORY	1	124	5	4%	130
PENSACOLA PEDIATRICS		93	36	28%	129
KEYSTONE REHAB		129			129
BMHSI-AEL MICROBIOLOGY LABORATORY	2	102	25	19%	129
GARCIA CLINICAL LABORATORY		1	127	99%	128
LIFE CARE CENTER OF ORANGE PARK		127			127
FISHERMENS HOSPITAL CLINICAL LAB		122	5	4%	127
VAMC BAY PINES		1	126	99%	127
PORT ST LUCIE REHABILITATION AND HEALTHCARE		90	35	28%	125
COMMUNITY HEALTH NORTHWEST FLORIDA		104	20	16%	124
SOLARIS DIAGNOSTICS		8	114	93%	122

# COVID-19: testing by laboratory

Data through Sep 22, 2020 verified as of Sep 23, 2020 at 09:25 AM

Data in this report are provisional and subject to change.

The numbers in the table below represent the number of Florida and non-Florida residents for whom test results were received by the Department of Health. A person can be tested by more than one laboratory and can have both positive and negative results. **Therefore, the sum of the numbers in each column will be larger than the total number of people tested.**

Reporting lab	Inconclusive	Negative	Positive	Percent positive	Total
FULGENT GENETICS	2	93	27	22%	122
ROSEN MEDICAL CENTER		108	13	11%	121
ADVENTHEALTH CENTRA CARE WESLEY CHAPEL			121	100%	121
PALM BEACH COUNTY HEALTH DEPT LAB		119	2	2%	121
HEALTHLINK DIAGNOSTIC LABORATORIES		7	113	94%	120
CHIPOLA HEALTH AND REHAB		120			120
BAPTIST MEDICAL PLAZA AT COUNTRY WALK		96	23	19%	119
ADVENTHEALTH CENTRA CARE ALTAMONTE SPRINGS		70	49	41%	119
PROTEUS MOLECULAR AND CLINICAL LAB	1	98	19	16%	118
VAMC LAKE CITY		51	66	56%	117
NORTH OKALOOSA MEDICAL CENTER		53	63	54%	116
LIFEBRITE	1	19	96	83%	116
ADVENTHEALTH CENTRA CARE OVIEDO		51	65	56%	116
DEPARTMENT OF VETERANS AFFAIRS JAMES A. HALEY VETERANS HOSPITAL			115	100%	115
BAPTIST HEALTH SOUTH FLORIDA		4	110	96%	114
USA HEALTH UNIVERSITY HOSPITAL CLINICAL LABORATORY		110	2	2%	112
ALLIED HEALTH FORT PIERCE		112			112
ADVENT HEALTH CENTRA CARE PALM COAST		3	109	97%	112
REFUAH HEALTH CENTER LABORATORY		110	2	2%	112
SANTA ROSA CENTER FOR REHABILITATION AND HEALING		110	1	1%	111
LEON MEDICAL CENTER		7	104	94%	111
MEDICAL DIAGNOSTICS LABORATORIES, INC		18	92	84%	110
MILLENNIUM LAB SERVICES			109	100%	109
ADVENT HEALTH CARE CENTER CELEBRATION		101	5	5%	106
LABORATORY SPECIALISTS OF MICHIGAN		19	85	82%	104
STAGEZERO LIFE SCIENCES INC		93	11	11%	104
FAWCETT MEMORIAL HOSPITAL-LAB		39	64	62%	103
HOSPITAL FOR SPECIAL SURGERY		102	1	1%	103
GENETWORKX		15	88	85%	103
POINT OF CARE TESTING SITE		99	4	4%	103
CENTRACARE		6	97	94%	103
DYNIX DIAGNOSTIX		97	6	6%	103
ACCU REFERENCE MEDICAL LAB			101	100%	101
USAFSAM/PHE		23	77	77%	100
Quest Diag Unspecifd		61	38	38%	99
DOCTOR'S MEMORIAL HOSPITAL		25	74	75%	99
INTERLACHEN PEDIATRICS		92	5	5%	97
NEW YORK STATE ELR - EMPIRECITY LABORATORIES		84	12	13%	96
BAYFRONT		57	39	41%	96
BLOCK, NATION, CHASE, AND SMOLLEN FAMILY MEDICINE		73	23	24%	96
GENESIS LABORATORY MANAGEMENT		56	38	40%	94
FLORIDA COMMUNITY HEALTH CENTERS INC			94	100%	94
DIAGNOSTIC SOLUTIONS		3	91	97%	94
ADVENT HEALTH CENTRA CARE LONGWOOD		15	76	84%	91
ROSEWOOD HEALTHCARE & REHABILITATION CENTER		89	1	1%	90
AMERICAN FAMILY CARE PACE		29	60	67%	89

# COVID-19: testing by laboratory

Data through Sep 22, 2020 verified as of Sep 23, 2020 at 09:25 AM

Data in this report are provisional and subject to change.

The numbers in the table below represent the number of Florida and non-Florida residents for whom test results were received by the Department of Health. A person can be tested by more than one laboratory and can have both positive and negative results. **Therefore, the sum of the numbers in each column will be larger than the total number of people tested.**

Reporting lab	Inconclusive	Negative	Positive	Percent positive	Total
BIOCEPT		82	6	7%	88
ORLANDO HEALTH EMERGENCY DEPARTMENT		81	6	7%	87
EMERALD SHORES HEALTH & REHABILITATION		59	28	32%	87
BAY VIEW HEALTHCARE		68	19	22%	87
ST. JAMES BAY HEALTH AND REHABILITATION CENTER		87			87
AVERO DIAGNOSTICS		63	24	28%	87
CAYUGA MEDICAL CENTER AT ITHACA		83	3	3%	86
PACIFIC ANALYTICS			86	100%	86
ADVENTHEALTH CENTRA CARE			86	100%	86
CVS PHARMACY NO 7881		84	1	1%	85
AMERICAN RESEARCH LABS		4	81	95%	85
ADVENTHEALTH CENTRA CARE CARROLLWOOD			84	100%	84
RUSKIN HEALTH CENTER		13	71	85%	84
NORTHWEST FLORIDA COMMUNITY HOSPITAL		3	81	96%	84
CONSULATE HEALTHCARE OF KISSIMMEE		82	1	1%	83
PRUITT HEALTH-SANTA ROSA		80	1	1%	81
UNKNOWN - BAD FACILITY CODE		21	60	74%	81
BAPTIST MEDICAL PLAZA AT WESTCHESTER		59	22	27%	81
CENTRAL FLORIDA HEALTH CARE		46	35	43%	81
MIAMI VA HEALTHCARE SYSTEM			79	100%	79
AMERICA FAMILY CARE		61	18	23%	79
FHMG-FLORIDA HOSPITAL MEDICAL GROUP		71	8	10%	79
FAST TRACK URGENT CARE CENTER - RIVERVIEW			77	100%	77
ALLSOUTH URGENT CARE			76	100%	76
NAVY HOSPITAL			75	100%	75
BAYFRONT HEALTH ER PINELLAS PARK		44	31	41%	75
DYNAMIC MEDICAL USA			75	100%	75
ELLENTON URGENT CARE			73	100%	73
MORTON PLANT HOSPITAL			73	100%	73
DAVITA LABORATORY SERVICES		59	14	19%	73
HOLY CROSS HOSPITAL		1	71	99%	72
BAY MEDICAL CENTER SACRED HEART HEALTH SYSTEM		17	55	76%	72
FAST TRACK URGENT CARE CENTER - WESTCHASE			72	100%	72
MAYO CLINIC LABS - ROCHESTER MAIN CAMPUS		71	1	1%	72
AMMON LABS		61	10	14%	71
Highlands Regional Hospital		63	7	10%	70
QPS, LLC		69	1	1%	70
CENTRA CARE SAINT CLOUD		66	4	6%	70
BAY BREEZE SENIOR LIVING AND REHABILITATION CENTER		70			70
LABORATORY CORP OF AMERICA	2	26	41	59%	69
BAPTIST MEDICAL PLAZA AT DORAL URGENT CARE CENTER		53	16	23%	69
BAPTIST MEDICAL PLAZA AT MIAMI LAKES		48	21	30%	69
INTEGRITY LABORATORIES, LLC		5	64	93%	69
CENTRA CARE HUNTER'S CREEK		30	38	56%	68
QUEST INFECTIOUS DISEASE	1	63	4	6%	68
NORTH FLORIDA/SOUTH GEORGA VETERANS HEALTH SYSTEM			68	100%	68

# COVID-19: testing by laboratory

Data through Sep 22, 2020 verified as of Sep 23, 2020 at 09:25 AM

Data in this report are provisional and subject to change.

The numbers in the table below represent the number of Florida and non-Florida residents for whom test results were received by the Department of Health. A person can be tested by more than one laboratory and can have both positive and negative results. **Therefore, the sum of the numbers in each column will be larger than the total number of people tested.**

Reporting lab	Inconclusive	Negative	Positive	Percent positive	Total
AEL- MEMPHIS		17	50	75%	67
NOAH CLINICAL LABORATORY		57	10	15%	67
PROVIDENCE HOSPITAL LABORATORY		64	3	4%	67
ADVENTHEALTH CENTRA CARE LAKE MARY		39	27	41%	66
ADVENTHEALTH CENTRA CARE BRANDON		12	54	82%	66
REHABILITATION CENTER AT PARK PLACE		65			65
MOBILE INFIRMARY MED CENTER PATH LAB		56	8	13%	64
FINLAY CLINICAL LABORATORY		24	40	63%	64
CENTRA CARE – SOUTH ORANGE		30	33	52%	63
NEW YORK STATE ELR - MONTEFIORE MEDICAL CENTER LABORATORIES - MOSES		55	7	11%	62
NEW YORK STATE ELR - KALEIDA HEALTH CENTER FOR LABORATORY		58	4	6%	62
SARAPATH DIAGNOSTICS			62	100%	62
HURLBURT FIELD CLINIC		23	38	62%	61
ADVENTHEALTH CENTRA CARE SANFORD		14	47	77%	61
EMERALD COAST URGENT CARE		42	19	31%	61
NORTH FLORIDA PEDIATRICS-LAKE CITY			61	100%	61
GENE BY GENE			61	100%	61
MORTON PLANT HOSPITAL/LAB		1	59	98%	60
EXACT SCIENCES LABORATORIES, LLC		15	45	75%	60
NEW YORK STATE ELR - WADSWORTH HEALTH CENTER		55	3	5%	58
LIFE CARE CENTER OF PENSACOLA		56	2	3%	58
RCA LABORATORY SERVICES – NEW YORK ELR		25	31	55%	56
ARTHREX MEDICAL CENTER		32	24	43%	56
LABCORP BIRMINGHAM	1	5	50	89%	56
CAREMOUNT MEDICAL - PATHOLOGY		56			56
MALABAR/ADVENT CENTRA CARE			55	100%	55
PALM BAY HOSPITAL		1	54	98%	55
SOLARIS HEALTHCARE PARKWAY	1	53	1	2%	55
VA MEDICAL CENTER		7	48	87%	55
SMA SPECIALTY MEDICAL LAB		1	53	98%	54
BAYSHORE DIAGNOSTICS		52	2	4%	54
BOND CLINIC		8	46	85%	54
CAPE CANAVERAL HOSPITAL			54	100%	54
JEFFERY WEINZWEIG		2	52	96%	54
NIGHT LITE PEDIATRICS WINTER GARDEN		38	16	30%	54
BROWARD HEALTH MEDICAL CENTER		1	53	98%	54
BAYCARE LAB		1	52	98%	53
VAMC			53	100%	53
HEART OF FLORIDA REGIONAL MED CTR			52	100%	52
POINT OF CARE		19	33	63%	52
FAST TRACK URGENT CARE CENTER - SOUTH TAMPA			52	100%	52
OPTUM LABS LLC		5	46	90%	51
UNIVERSITY HEALTH SYSTEM INC		46	5	10%	51
SARASOTA CO. HEALTH DEPT # 58		40	11	22%	51
FAST TRACK URGENT CARE CENTER - BRANDON			50	100%	50
BRIDGEWATER PARK HEALTH AND REHAB		50			50

# COVID-19: testing by laboratory

Data through Sep 22, 2020 verified as of Sep 23, 2020 at 09:25 AM

Data in this report are provisional and subject to change.

The numbers in the table below represent the number of Florida and non-Florida residents for whom test results were received by the Department of Health. A person can be tested by more than one laboratory and can have both positive and negative results. **Therefore, the sum of the numbers in each column will be larger than the total number of people tested.**

Reporting lab	Inconclusive	Negative	Positive	Percent positive	Total
325TH MEDICAL GROUP			50	100%	50
MINUTECLINIC DIAGNOSTIC OF MICHIGAN, PC #8029		50			50
INTERNAL LAB		44	6	12%	50
QUEST TAMPA (NEW YORK ELR)		37	12	24%	49
NXGEN MDX		19	30	61%	49
MILLENIUM PHYSICIANS GROUP			49	100%	49
P4 DIAGNOSTIX LABORATORY NETWORK		1	48	98%	49
CBS LABORATORY		1	48	98%	49
EMERALD COAST URGENT CARE, LLC		31	18	37%	49
TREE HOUSE PEDIATRICS		39	10	20%	49
CITRUS MEMORIAL HEALTH SYSTEM LAB		2	47	96%	49
SUNCOAST COMMUNITY HEALTH CENTERS PEDIATRICS		7	41	85%	48
GENESIS DIAGNOSTICS			48	100%	48
BAPTIST MEDICAL PLAZA AT TAMiami TRAIL		36	12	25%	48
BIOREFERENCE LABORATORIES	1	28	19	40%	48
TRADITION MEDICAL CENTER LABORATORY		21	27	56%	48
HEALTH FIRST-PALM BAY		1	47	98%	48
VHA PUBLIC HEALTH REFERENCE LABORATORY- PALO ALTO		27	20	43%	47
VENICE REGIONAL MEDICAL LAB SERVICES			47	100%	47
NEW YORK STATE ELR - STONY BROOK UNIVERSITY MEDICAL CENTER		43	4	9%	47
LAB CORP TAMPA			47	100%	47
MINUTECLINIC DIAGNOSTIC OF RHODE ISLAND, LLC #729		45	2	4%	47
NEW YORK STATE ELR - WHITE PLAINS HOSPITAL CENTER LAB		47			47
SIGNATURE HEALTHCARE OF NORTH FLORIDA		45	1	2%	46
H LEE MOFFITT CANCER CENTER MICRO		46			46
EAST MANATEE FAMILY	1	1	44	96%	46
GATEWAY/ADVENT CENTRA CARE			46	100%	46
NEW YORK STATE ELR - UNIVERSITY HOSPITAL, STONY BROOK SOUTHAMPTON		44	1	2%	45
GRAVITY DIAGNOSTICS, LLC		13	31	70%	44
SEASIDE HEALTH AND REHABILITATION CENTER		1	43	98%	44
ALLIANCE OF PHYSICIANS AGAINST COVID-19			44	100%	44
EGLIN REGIONAL MEDICAL CENTER		4	39	91%	43
BAPTIST MEDICAL PLAZA AT PALMETTO BAY		30	13	30%	43
HUNTSVILLE HOSPITAL LABORATORY		33	10	23%	43
BRANCH MEDICAL CLINIC			43	100%	43
APP-UNIPATH, LLC		42	1	2%	43
QUEST DIAGNOSTICS-N ST PETERSBURG-5TH			43	100%	43
VIERA HOSPITAL			43	100%	43
DEVANSH LAB WERKS INC		34	9	21%	43
NEW YORK STATE ELR - WESTCHESTER MEDICAL CENTER		42			42
LABCORP OF AMERICA	2	15	25	60%	42
LAB CORP RTP	1	2	39	93%	42
FAST TRACK URGENT CARE CENTER - WESLEY CHAPEL			42	100%	42
BENTON PEDIATRICS INC		31	11	26%	42
ADVENTHEALTH CENTRA CARE DAYTONA BEACH		26	16	38%	42
GRAVITY DIAGNOSTICS		17	25	60%	42

# COVID-19: testing by laboratory

Data through Sep 22, 2020 verified as of Sep 23, 2020 at 09:25 AM

Data in this report are provisional and subject to change.

The numbers in the table below represent the number of Florida and non-Florida residents for whom test results were received by the Department of Health. A person can be tested by more than one laboratory and can have both positive and negative results. **Therefore, the sum of the numbers in each column will be larger than the total number of people tested.**

Reporting lab	Inconclusive	Negative	Positive	Percent positive	Total
FLORIDA HOSPITAL NEW SMYRNA		4	37	90%	41
COMMUNITY HEALTH CENTERS OF PINELLAS, INC.		1	40	98%	41
NEW YORK STATE ELR - QUEST DIAGNOSTICS NICHOLS		39	2	5%	41
BAPTIST HEALTH URGENT CARE AT UNIVERSITY CENTRE		30	11	27%	41
BAYFRONT HEALTH PORT CHARLOTTE			41	100%	41
FLORIDA GULF COAST UNIVERSITY			41	100%	41
CENTRA CRARE POINCIANA		19	21	53%	40
ALLIANCE PEDIATRICS		24	16	40%	40
CHILDREN'S HOSPITAL OF ALABAMA		40			40
ST VINCENT'S BIRMINGHAM LABORATORY		38	1	3%	39
VENICE REGIONAL MEDICAL CENTER			39	100%	39
QDX PATHOLOGY SERVICES		27	12	31%	39
SANFORD LABORATORIES		32	7	18%	39
FLORIDA HOSPITAL MEDICAL GROUP		35	4	10%	39
GENPATH			38	100%	38
CLINICAL RESEARCH SEQUENCING PLATFORM		7	31	82%	38
DIAGNOSTIC LABORATORY OF OKLAHOMA		33	5	13%	38
LAB PLUS, LLC AT SAINT THOMAS WEST HOSPITAL		29	9	24%	38
LABFIRST - DEPARTMENT OF PATHOLOGY		37	1	3%	38
QUEST DIAGNOSTIC CLINICAL LABORATORIES		33	5	13%	38
MEDICAL DIAGNOSTIC LAB		2	35	95%	37
NEW YORK STATE ELR - CATHOLIC HEALTH SYSTEM DEPT LABORATORY		35	1	3%	36
IRL		4	31	89%	35
CAPITAL REGIONAL MEDICAL CENTER		2	33	94%	35
NEIGHBORHOOD MEDICAL CENTER		33	2	6%	35
TIDE LABORATORIES		21	14	40%	35
ST. CLOUD MEDICAL GROUP		35			35
ASSOCIATED CLINICAL LABORATORIES		34	1	3%	35
CLINICAL PATHOLOGY LABS		1	34	97%	35
FINLAY CLINICAL LABORATORY INC		26	8	24%	34
TITUSVILLE/ADVENT CENTRA CARE			34	100%	34
ELLENTON PEDIATRICS		31	3	9%	34
NORTH FLORIDA PEDIATRICS		1	33	97%	34
SOUTH GEORGIA MEDICAL CENTER		28	6	18%	34
EXPERTUS LABORATORIES INC		13	21	62%	34
ADVENTHEALTH MEDICAL GROUP		32	2	6%	34
DESOTO MEMORIAL HOSPITAL LAB			33	100%	33
PPD	2	26	5	15%	33
SANTA ROSA MEDICAL GROUP - DR MICHAEL BARBER		23	10	30%	33
QUEST DIAGNOSTICS NICHOLS INSTITUTE- LPP		3	30	91%	33
SANDY RIDGE CENTER FOR REHABILITATION AND HEALING		33			33
BREVARD HEALTH ALLIANCE			33	100%	33
ADVENTHEALTH CENTRA CARE LEE ROAD		20	13	39%	33
GOLDEN GATE FAMILY CLINIC		1	32	97%	33
BAPTIST MEDICAL PLAZA AT PEMBROKE PINES		29	3	9%	32
ADVENTHEALTH PALM COAST			32	100%	32

# COVID-19: testing by laboratory

Data through Sep 22, 2020 verified as of Sep 23, 2020 at 09:25 AM

Data in this report are provisional and subject to change.

The numbers in the table below represent the number of Florida and non-Florida residents for whom test results were received by the Department of Health. A person can be tested by more than one laboratory and can have both positive and negative results. **Therefore, the sum of the numbers in each column will be larger than the total number of people tested.**

Reporting lab	Inconclusive	Negative	Positive	Percent positive	Total
BAPTIST MEDICAL PLAZA AT CORAL GABLES URGENT CARE		22	10	31%	32
NEXT MOLECULAR ANALYTICS		1	30	97%	31
VA		15	16	52%	31
QUEST DIAGNOSTICS-VERO BEACH-37TH ST		31			31
JAMES A. HALEY VETERANS' HOSPITAL			31	100%	31
PRIDE DIAGNOSTICS		24	7	23%	31
ST. MARYS MEDICAL CENTER		1	30	97%	31
NEW YORK STATE ELR - NEWYORK-PRESBYTERIAN/QUEENS DIAGNOSTIC		30	1	3%	31
HEALTH FIRST CAPE CANAVERAL HOSPITAL			31	100%	31
SMA LAB		4	27	87%	31
RDX BIOSCIENCE,			30	100%	30
QUEST DIAGNOSTIC INC	1	3	26	87%	30
ADVENTHEALTH CENTRA CARE WINTER PARK		7	23	77%	30
KENDALL REGIONAL MEDICAL CENTER LAB	3		27	90%	30
BAYFRONT HEALTH SPRING HILL		1	29	97%	30
DICKERT		26	4	13%	30
LAB			30	100%	30
AMELIA MEDICAL CARE			30	100%	30
VAVA PARTNERS LLC		3	27	90%	30
QUEST DIAGNOSTICS INC.			29	100%	29
PARAMOUNT URGENT CARE - OVIEDO		3	26	90%	29
TGH		1	28	97%	29
ST FRANCIS HOSPITAL		23	6	21%	29
SUNCOAST OPTIMAL WELLNESS			29	100%	29
BAPTIST MEDICAL PLAZA AT BRICKELL		22	7	24%	29
BAPTIST HEALTH URGENT CARE AT PINECREST		25	4	14%	29
P4CLINICAL	3	2	24	83%	29
BAPTIST HEALTH URGENT CARE AT KENDALL LAKES		24	5	17%	29
SEMINOLE COUNTY HEALTH DEPARTMENT		28	1	3%	29
INTERLAB		1	27	96%	28
DOH-WEST PALM BEACH BRANCH LABORATORY			28	100%	28
WUESTHOFF MEMORIAL HOSPITAL			28	100%	28
NORTH SHORE UNIVERSITY HOSPITAL LABORATORY		26	2	7%	28
CENTRA CARE - AZALEA PARK			28	100%	28
SPECTOR SCIENTIFIC LAB			28	100%	28
ADVENT HEALTH FISH MEMORIAL		2	26	93%	28
LECONTE MEDICAL CENTER LAB		22	6	21%	28
FHMG_CTR FOR SENIOR HEALTH		22	5	19%	27
SOFT CELL LABORATORIES		25	2	7%	27
SUNCOAST LABS			27	100%	27
MED FAST URGENT CARE CENTER			26	100%	26
NEW YORK STATE ELR - ROCHESTER GENERAL HOSPITAL LABORATORY		25	1	4%	26
MANOR AT CARPENTERS		26			26
ST. ANTHONY'S HOSPITAL			26	100%	26
OUT OF STATE		14	12	46%	26
GENEDX		20	6	23%	26

# COVID-19: testing by laboratory

Data through Sep 22, 2020 verified as of Sep 23, 2020 at 09:25 AM

Data in this report are provisional and subject to change.

The numbers in the table below represent the number of Florida and non-Florida residents for whom test results were received by the Department of Health. A person can be tested by more than one laboratory and can have both positive and negative results. **Therefore, the sum of the numbers in each column will be larger than the total number of people tested.**

Reporting lab	Inconclusive	Negative	Positive	Percent positive	Total
CDC		17	9	35%	26
FHMG LAKE MARY PEDS		24	1	4%	25
CENTRA CARE CONWAY			25	100%	25
IPSUM DIAGNOSTICS			25	100%	25
NEW YORK STATE ELR - ERIE COUNTY MEDICAL CTR CLINICAL LABS		25			25
OAKTREE HEALTHCARE			25	100%	25
FLORIDA DEPARTMENT OF HEALTH IN POLK COUNTY		25			25
CENTRA CARE- WINTER GARDEN		2	23	92%	25
AHSE ROP		25			25
MOLECULAR TESTING LABS			25	100%	25
POPLAR HEALTHCARE PLLC	1	10	14	56%	25
CONNECTICUT DEPARTMENT OF HEALTH		22	2	8%	24
NCF DIAGNOSTICS & DNA TECHNOLOGIES LAB		4	20	83%	24
LABORATORY DYNAMICS		20	4	17%	24
CITRUS HEALTH AND REHAB		7	17	71%	24
DOCTOR'S IN HOUSE LABORATORY			24	100%	24
POINT WASHINGTON MEDICAL CLINIC			24	100%	24
NEW YORK STATE ELR - LENOX HILL HOSPITAL		22	2	8%	24
MINUTECLINIC DIAGNOSTIC OF SOUTH CAROLINA, LLC		23	1	4%	24
PATRICK AIR FORCE BASE		1	23	96%	24
MOLECULAR DIAGNOSTICS		1	23	96%	24
MONCRIEF ARMY HEALTH CLINIC			24	100%	24
MINI ER AND URGENT CARE		1	22	96%	23
AVENTIS BIO-SERVICES CTL		23			23
ST VINCENTS MEDICAL CENTER RIVERSIDE NURSING		4	19	83%	23
NEW YORK STATE ELR - WILSON MEMORIAL REGIONAL MEDICAL CENTER		22	1	4%	23
FIRST CHOICE URGENT CARE			23	100%	23
ADVENT HEALTH CENTRA CARE - EAST ORLANDO		5	18	78%	23
TRUGENX			23	100%	23
EXPRESS GENE MOLECULAR DIAGNOSTICS LABORATORY		1	22	96%	23
UNIVERSITY ALABAMA		23			23
NEW YORK STATE ELR - QUEST DIAGNOSTICS INCORPORATED		19	3	14%	22
ADVENTHEALTH CENTRA CARE CITRUS PARK			22	100%	22
MOBILE DIVISION LABORATORY		7	15	68%	22
EGL GENETIC DIAGNOSTICS		1	21	95%	22
PRECISION HEALTH SOLUTIONS LAB			22	100%	22
ST. JOSEPH'S HOSPITAL NORTH			22	100%	22
HEALTH FIRST-VIERA HOSPITAL		1	21	95%	22
Diatherix Laboratories, LLC		12	10	45%	22
PENNSYLVANIA DEPT OF HEALTH		19	3	14%	22
ADVENTHEALTH CENTRA CARE DELAND			22	100%	22
THE TERRACE OF JACKSONVILLE		2	20	91%	22
MIAMI BEACH COMMUNITY HEALTH CENTER			22	100%	22
LEE MEMORIAL HEALTH PARK LAB			21	100%	21
MAGNOLIA DIAGNOSTIC			21	100%	21
DOCTORS MEMORIAL FAMILY MEDICINE			21	100%	21



# COVID-19: testing by laboratory

Data through Sep 22, 2020 verified as of Sep 23, 2020 at 09:25 AM

Data in this report are provisional and subject to change.

The numbers in the table below represent the number of Florida and non-Florida residents for whom test results were received by the Department of Health. A person can be tested by more than one laboratory and can have both positive and negative results. **Therefore, the sum of the numbers in each column will be larger than the total number of people tested.**

Reporting lab	Inconclusive	Negative	Positive	Percent positive	Total
BROWARD HEALTH CORAL SPRINGS EPIDEMIOLOGY DEPT			21	100%	21
WUESTHOFF MEDICAL CENTER-MELBOURNE			21	100%	21
ARCPPOINT LABS OF ORANGE PARK		21			21
LABCORP - MIAMI		4	17	81%	21
JACKSON HEALTH SYSTEM			20	100%	20
LONGWOOD FAMILY PRACTICE		20			20
NEW YORK STATE ELR - SARATOGA HOSPITAL LABORATORY		19	1	5%	20
HIGHLANDS MEDICAL CENTER		20			20
PARRISH MEDICAL CENTER		1	19	95%	20
ACCURATE DIAGNOSTIC LAB		19	1	5%	20
ASSOCIATED PATHOLOGISTS		16	4	20%	20
ST. CLOUD HOSPITAL		20			20
VISITING PHYSICIANS ASSOCIATION LABORATORY		18	2	10%	20
EAST ALABAMA MEDICAL CENTER LABORATORY		14	6	30%	20
EMPIRE CITY LABORATORIES INC		1	19	95%	20
SUNQUEST		2	18	90%	20
SENIOR HEALTH OF WINTER PARK DUNDEE		20			20
DOCTORS MEMORIAL HOSPITAL		8	11	58%	19
INTEGRATED REGIONAL LABORATORIES - LARGO			19	100%	19
MAYO CLINIC LABS - ROCHESTER SUPERIOR DRIVE		2	17	89%	19
PALO ALTO VA MEDICAL CENTER		1	18	95%	19
LABORATORY OF FLORIDA			19	100%	19
MED HEALTH SERVICES		18	1	5%	19
CAREFAST+		15	4	21%	19
NEW YORK STATE ELR - NEW YORK CITY DEPARTMENT OF HEALTH & MENTAL		17	1	6%	18
STONE WASH CLINICAL LABORATORIES		2	16	89%	18
NEW YORK STATE ELR - BRONX LEBANON HOSPITAL-MEDICAL CENTER		17	1	6%	18
LABCORP INC		5	13	72%	18
AMEERAH LABS			18	100%	18
TIMBERRIDGE NURSING HOME & REHAB			18	100%	18
SUNTREE INTERNAL MEDICINE		18			18
BAPTIST PRIMARY CARE		9	9	50%	18
Point of Care Testing			18	100%	18
INTERCOASTAL MEDICAL GROUP			18	100%	18
UNIVERSITY OF MIAMI HEPATOLOGY DIAGNOSTIC LABORATORY			18	100%	18
MINUTECLINIC DIAGNOSTIC OF RHODE ISLAND, LLC #1544		17	1	6%	18
LAB INTERMARKET FACILITY LAB			18	100%	18
ALTAMONTE PEDIATRIC ASSOCIATES		18			18
NEW YORK STATE ELR - BROOKDALE UNIVERSITY HOSPITAL		17	1	6%	18
MADISON CORE LABORATORIES		17	1	6%	18
XPRESS WELLNESS URGENT CARE			18	100%	18
TPCA CLINICAL LABORATORIES		15	3	17%	18
NADAL PEDIATRICS - VICTORIA STREET (3385)		4	14	78%	18
SEVEN RIVERS REGIONAL MEDICAL CENTER		4	13	76%	17
SIGNATURE HEALTHCARE AT THE COURTYARD		15	2	12%	17
REDITUS LABORATORIES			17	100%	17

# COVID-19: testing by laboratory

Data through Sep 22, 2020 verified as of Sep 23, 2020 at 09:25 AM

Data in this report are provisional and subject to change.

The numbers in the table below represent the number of Florida and non-Florida residents for whom test results were received by the Department of Health. A person can be tested by more than one laboratory and can have both positive and negative results. **Therefore, the sum of the numbers in each column will be larger than the total number of people tested.**

Reporting lab	Inconclusive	Negative	Positive	Percent positive	Total
TYNDALL AFB			17	100%	17
PRIMECARE OF DOTHAN		13	4	24%	17
PECONIC BAY MEDICAL CENTER LABORATORY		13	4	24%	17
FLORIDA DEPARTMENT OF HEALTH		10	7	41%	17
JW PLASTIC SURGERY		13	4	24%	17
CLEVELAND CLINIC FOUNDATION		9	8	47%	17
MD LABS		5	12	71%	17
DOH		5	12	71%	17
ADVENT HEALTH CENTRA CARE- KID'S CARE		15	2	12%	17
WATSON CLINIC LLP SOUTH			17	100%	17
QUEST DIAGNOSTICS NICHOLS INSTITUTE - SJC (LPP)		12	5	29%	17
BAPTIST MEDICAL PLAZA AT DAVIE URGENT CARE CENTER		11	6	35%	17
AMERICAN HEALTH ASSOCIATES OF TAMPA		2	15	88%	17
PATHGROUP			17	100%	17
ARCPPOINT LABS - BIRMINGHAM		11	6	35%	17
HUNTINGTON HOSPITAL LABORATORY		15	1	6%	16
LABCORP - CLEARWATER		3	13	81%	16
NEW YORK STATE ELR - VASSAR BROTHERS MEDICAL CENTER LABORATORY		16			16
FAST TRACK URGENT CARE CENTER - SEMINOLE			16	100%	16
COASTAL URGENT CARE		7	9	56%	16
MD 365 MEDICAL CARE PLLC		16			16
TROY REGIONAL MEDICAL CENTER		9	7	44%	16
VILLAGE DOCTORS		11	5	31%	16
JACKSON NORTH MEDICAL CENTER		2	14	88%	16
CONSOLIDATED LAB SERVICES		8	8	50%	16
ADVENTHEALTH CENTRA CARE TEMPLE TERRACE			16	100%	16
PARK WEST MEDICAL CENTER		15	1	6%	16
MEDCOMP SCIENCES			15	100%	15
SOUTHERN LABORATORY			15	100%	15
MINUTE CLINIC LLC #2216		14	1	7%	15
MEDFAST URGENT CARE			15	100%	15
STATEN ISLAND UNIVERSITY HOSPITAL-POUCH		15			15
QUESTDIAGNOSTICS INCORPORATED		1	14	93%	15
ORLANDO HEALTH		2	13	87%	15
ADVENTHEALTH CENTRA CARE WINTER GARDEN		1	14	93%	15
NEW YORK STATE ELR - ST PETER'S BENDER LABORATORY		15			15
QUOTIENT SCIENCES			15	100%	15
ISLAND COAST PEDIATRICS PA		15			15
UVMC MICROBIOLOGY		14	1	7%	15
BAPTIST HEALTH URGENT CARE MIAMI BEACH		12	3	20%	15
URGENT CARE CLINIC OF LINCOLN		14	1	7%	15
LIFE CARE CENTER OF ALTAMONTE SPRINGS			15	100%	15
DEPARTMENT OF VETERANS AFFAIRS MEDICAL CENTER			15	100%	15
DIATHERIX		13	2	13%	15
PHYSICIANS STAT			15	100%	15
DELRAY MEDICAL CENTER LAB		1	14	93%	15

# COVID-19: testing by laboratory

Data through Sep 22, 2020 verified as of Sep 23, 2020 at 09:25 AM

Data in this report are provisional and subject to change.

The numbers in the table below represent the number of Florida and non-Florida residents for whom test results were received by the Department of Health. A person can be tested by more than one laboratory and can have both positive and negative results. **Therefore, the sum of the numbers in each column will be larger than the total number of people tested.**

Reporting lab	Inconclusive	Negative	Positive	Percent positive	Total
ADVENT HEALTH NEW SMYRNA BEACH			15	100%	15
UPMC CHAUTAUQUA AT WCA LABORATORY		15			15
CVS PHARMACY			15	100%	15
QUEST DIAGNOSTICS INCORPORATED			15	100%	15
CENTRA CARE - SAND LAKE			14	100%	14
NITE LITE PEDIATRICS - PORT ST. LUCIE		8	6	43%	14
LAKELAND REGIONAL HEALTH LAKE MIRIAM			14	100%	14
NEW YORK STATE ELR - LOURDES HOSPITAL INC		14			14
BIODESIX, INC.		10	4	29%	14
FAST TRACK URGENT CARE CENTER - TYRONE			14	100%	14
CENTRA CARE KIDS WINTER PARK			14	100%	14
ASCENSION ST. VINCENT'S PRIMARY CARE			14	100%	14
POARCH BANC CREEK INDIANS TRIBAL HEALTH DEPARTMENT			14	100%	14
HEALTH CENTRAL HOSPITAL			14	100%	14
WHITE WILSON MEDICAL CENTER CLINIC			14	100%	14
PHOSPHORUS DIAGNOSTICS		12	2	14%	14
JAMES A HALEY VETERAN'S HOSPITAL			14	100%	14
MILLENNIUM PHYSICIAN GROUP LCC			14	100%	14
WELLOW URGENT CARE PC		14			14
NEW YORK STATE ELR - GOOD SAMARITAN HOSPITAL LABORATORY		13	1	7%	14
ADVENTHEALTH CENTRE CARE - KISSIMMEE			14	100%	14
MONTEFIORE NEW ROCHELLE HOSPITAL		13			13
WIMAUMA COMMUNITY HEALTH CENTER		7	6	46%	13
SOUTHEAST FAMILY HEALTHCARE CENTER			13	100%	13
WESTPAC LABS		1	12	92%	13
BAPTIST HEALTH URGENT CARE AT WESTON		11	2	15%	13
NEW YORK STATE ELR - LABORATORY ALLIANCE OF CENTRAL NEW		13			13
LAKE CITY VETERANS HOSPITAL			13	100%	13
BAPTIST HEALTH URGENT CARE AT SAWGRASS		13			13
ADVANCED URGENT CARE		11	2	15%	13
BAPTIST SOUTH MEDICAL CENTER		2	11	85%	13
TALLAHASSEE PRIMARY CARE ASSOC, PA		12	1	8%	13
FLORIDA STATE HOSPITAL			13	100%	13
CLINICAL LABORATORY SERVICES			13	100%	13
ADVENTHEALTH ZEPHYRHILLS			13	100%	13
MINUTECLINIC #4760		13			13
MAKO MEDICAL LABORATORIES		1	12	92%	13
XERA MED RESEARCH			13	100%	13
SOLARIS HEALTHCARE OSCEOLA		11	1	8%	12
FLORIDA DEPT OF HEALTH		4	8	67%	12
PCB CLINIC		3	9	75%	12
TOTAL RENAL LABORATORIES INC		7	5	42%	12
LIFE CARE CENTER OF WINTER HAVEN			12	100%	12
LEON CHD		12			12
LINCOLN DIAGNOSTIC LAB		12			12
BROWARD DIALYSIS			12	100%	12

# COVID-19: testing by laboratory

Data through Sep 22, 2020 verified as of Sep 23, 2020 at 09:25 AM

Data in this report are provisional and subject to change.

The numbers in the table below represent the number of Florida and non-Florida residents for whom test results were received by the Department of Health. A person can be tested by more than one laboratory and can have both positive and negative results. **Therefore, the sum of the numbers in each column will be larger than the total number of people tested.**

Reporting lab	Inconclusive	Negative	Positive	Percent positive	Total
LABCORP BURLINGTON CYTO		9	3	25%	12
GLEN OAKS HEALTH AND REHABILITATION CENTER			12	100%	12
DYNAMIC DNA LAB		1	11	92%	12
ROLLINS COLLEGE WELLNESS CENTER			12	100%	12
PRMG - EAST NAPLES		7	5	42%	12
CVS PHARMACY, INC DBA CVS/PHARMACY #5685		12			12
TEN HEALTHCARE		2	10	83%	12
UNIVERSITY OF WEST FLORIDA STUDENT HEALTH SERVICES			12	100%	12
SHELBY COUNTY HEALTH CARE CORPORATION		9	3	25%	12
EVERLYWELL		7	5	42%	12
CANTON-POTSDAM HOSPITAL LABORATORY		12			12
SPECIALITY LABORATORIES,INC		11	1	8%	12
UNIVERSITY HILLS HEALTH AND REHABILITATION CENTER		10	2	17%	12
PERSONALIZED GENETIC TESTING			12	100%	12
AMERICAN ESOTERIC LABORATORIES			12	100%	12
PALM BEACH PATHOLOGY		9	2	18%	11
PROMEDICA LABORATORIES		10	1	9%	11
NEW YORK PRESBYTERIAN - ALLEN HOSPITAL		11			11
PARAMOUNT URGENT CARE - ORLANDO		1	10	91%	11
POCONO MEDICAL CENTER		11			11
EXOSOME DIAGNOSTICS		11			11
ACHS		2	9	82%	11
BAYCARE OUTREACH LABORATORY SERVICES		1	10	91%	11
BAYFRONT MEDICAL		9	2	18%	11
AFC URGENT CARE		2	9	82%	11
ADVENT HEALTH SEBRING			11	100%	11
MINUTE CLINIC INCORPORATE		10	1	9%	11
NORTHWELL HEALTH PLAINVIEW HOSPITAL LABORATORY		9	2	18%	11
NEW YORK STATE ELR - SOUTHSIDE HOSPITAL NORTHWELL HEALTH LABORATORY		10	1	9%	11
ESCAMBIA COMMUNITY CLINIC			11	100%	11
NEW YORK STATE ELR - JACOBI MEDICAL CENTER		11			11
BIO-REFERENCE LABORATORIES			11	100%	11
INDIAN RIVER MEDICAL CENTER		11			11
CENTRA CARE-LBV			11	100%	11
UNIVERSITY MEDICAL CENTER SUITES		7	4	36%	11
FUNGAL REFERENCE LABORATORY		11			11
NEW YORK STATE ELR - NORTH CENTRAL BRONX HOSP		10	1	9%	11
ANGEL KIDS PEDIATRICS-BARTRAM PARK		10	1	9%	11
ADVENTHEALTH PEDIATRICS/LAKE MARY PEDS		10	1	9%	11
FLORIDA COMMUNITY HEALTH CENTER OF ST. LUCIE			11	100%	11
MINUTECLINIC DIAGNOSTIC OF RHODE ISLAND, LLC #212		10			10
ACADIAN DIAGNOSTIC LABORATORIES		8	2	20%	10
NEW YORK STATE ELR - JAMAICA HOSPITAL MEDICAL CENTER		10			10
SUNPATH-MDL		3	7	70%	10
PINELLAS COUNTY HEALTH DEPARTMENT		2	8	80%	10
BROWARD HEALTH CARE			10	100%	10

# COVID-19: testing by laboratory

Data through Sep 22, 2020 verified as of Sep 23, 2020 at 09:25 AM

Data in this report are provisional and subject to change.

The numbers in the table below represent the number of Florida and non-Florida residents for whom test results were received by the Department of Health. A person can be tested by more than one laboratory and can have both positive and negative results. **Therefore, the sum of the numbers in each column will be larger than the total number of people tested.**

Reporting lab	Inconclusive	Negative	Positive	Percent positive	Total
BioReference Laboratories, Inc			10	100%	10
BROAD INSTITUTE CLINICAL SEQUENCING RESEARCH PLATFORM		8	2	20%	10
PARKWEST MEDICAL CENTER		9	1	10%	10
NEW YORK STATE ELR - LONG ISLAND JEWISH MED CTR		10			10
KEY PRIMARY CASE			10	100%	10
BOZEMAN HEALTH DEACONESS HOSPITAL		7	3	30%	10
MEDONE URGENT CARE AT ST. AUGUSTINE			10	100%	10
BAYCARE LABORATORIES		1	9	90%	10
MAINSTREET FAMILY CARE		1	9	90%	10
NEW YORK STATE ELR - HUDSON VALLEY HOSPITAL CENTER LABORATORY		9	1	10%	10
UMHC/SYLVESTER AT KENDALL		1	9	90%	10
LAKE MARY KIDS CENTRA CARE			10	100%	10
SOUTHEAST ALABAMA MEDICAL CENTER			10	100%	10
ADVENTHEALTH CENTRA CARE ORMOND BEACH			10	100%	10
UNIV OF MIAMI			10	100%	10
HEALTHQUEST LABORATORIES		3	7	70%	10
TAYLORVILLE FAMILY MEDICINE		6	4	40%	10
NEW YORK STATE ELR - CATHOLIC HEALTH SERVICES REGIONAL LABORATORY		8	2	20%	10
LAKE BALDWIN CBOC		9	1	10%	10
ANGEL KIDS PEDIATRICS-BEACH BLVD		9	1	10%	10
CORE LABORATORY		1	9	90%	10
KEYS MEDICAL GROUP			10	100%	10
NEW JERSEY DEPARTMENT OF HEALTH COMMUNICABLE DISEASE SERVICE		3	7	70%	10
SANFORD MOBILE LAB		8	2	20%	10
AMERICAN FAMILY CARE			10	100%	10
MEDICAL LABORATORY DIAGNOSTICS			10	100%	10
BIOFIRE		1	8	89%	9
CREATIVE TESTING SOLUTIONS		3	6	67%	9
FLORIDA DEPARTMENT OF HEALTH IN HILLSBOROUGH COUNTY			9	100%	9
BAY CARE OCCUPATIONAL CLINIC			9	100%	9
MICHIGAN DEPARTMENT OF HEALTH AND HUMAN SERVICES			9	100%	9
ST ELIZABETH MEDICAL CENTER LABORATORY		8	1	11%	9
UNIVERSITY OF MIAMI		1	8	89%	9
PALM BAY URGENT CARE			9	100%	9
FLORIDA HOSPITAL LABS			9	100%	9
CENTRA CARE - APOPKA			9	100%	9
COMMUNITY HEALTH CENTER		2	7	78%	9
CENTURY HEALTH AND REHABILITATION CENTER			9	100%	9
BAY PINES VA		1	8	89%	9
FLORIDA PEDIATRICS			9	100%	9
PATHOGENIUS LABORATORIES		2	7	78%	9
FLORIDA DEPARTMENT OF HEALTH IN LAKE COUNTY		3	6	67%	9
STATE LAB		1	8	89%	9
NORTH CAROLINA DEPARTMENT OF HEALTH & HUMAN SERVICES			9	100%	9
GCPM MANUAL MICROBIOLOGY		1	8	89%	9
GENUS3		3	6	67%	9

# COVID-19: testing by laboratory

Data through Sep 22, 2020 verified as of Sep 23, 2020 at 09:25 AM

Data in this report are provisional and subject to change.

The numbers in the table below represent the number of Florida and non-Florida residents for whom test results were received by the Department of Health. A person can be tested by more than one laboratory and can have both positive and negative results. **Therefore, the sum of the numbers in each column will be larger than the total number of people tested.**

Reporting lab	Inconclusive	Negative	Positive	Percent positive	Total
SANTA ROSA HMA PHYS MGMT		9			9
ST VINCENT'S EAST LABORATORY		8	1	11%	9
NORTH FLORIDA PEDIATRICS-MARIANNA		1	8	89%	9
MASSACHUSETTS GENERAL HOSPITAL		1	8	89%	9
MHHS All Lab Subsection		9			9
ADVENT HEALTH CENTRA CARE- AZALEA PARK		8	1	11%	9
ST CATHERINE OF SIENA HOSPITAL		9			9
MOUNT DORA PEDIATRICS		8	1	11%	9
WOLFSON (USE BAPTIST)			9	100%	9
ST JOSEPH HOSPITAL		7	1	13%	8
AIM LABORATORIES			8	100%	8
SYLVESTER AT PLANTATION LABORATORY		7	1	13%	8
UNIVERSITY HOSPITAL - STONY BROOK EASTERN		8			8
X-GENE MOLECULAR LABS		1	7	88%	8
NATIONS BEST FAMILY HEALTH CARE			8	100%	8
LEHIGH VALLEY HOSPITAL		3	5	63%	8
BIOREFERENCE LABORATORIES, INC.		6	2	25%	8
GENEUS DIAGNOSTICS			8	100%	8
Maury Regional Hospital		5	3	38%	8
THE COMMONWEALTH OF MASSACHUSETTS			8	100%	8
NEW YORK STATE ELR - BROOKLYN HOSPITAL CENTER DOWNTOWN CAMPUS		8			8
CVS PHARMACY # 10423		7	1	13%	8
LONGLEAF DIAGNOSTIC LABORATORIES		2	6	75%	8
ST. JOSEPH HOSPITAL AND HEALTH CARE INC.			8	100%	8
LEE MEMORIAL LAB GULF COAST	2		6	75%	8
GRAND ST PAUL CVS		8			8
LAKE WALES MEDICAL CENTER INC			8	100%	8
SPORTS DRUG TESTING LABORATORY			8	100%	8
NEW YORK STATE ELR - ELMHURST HOSPITAL CENTER		7	1	13%	8
BAYONET POINT MEDICAL CENTER			8	100%	8
NEWYORK-PRESBYTERIAN/ LAWRENCE HOSPITAL LABORATORY		8			8
FLORIDA HOSPITAL		2	6	75%	8
EXECUTIVE MEDICAL SERVICES		8			8
DOCTOR'S IN HOUSE LAB			8	100%	8
CHEMISYS LABORATORIES			8	100%	8
ADVENTHEALTH CENTRA CARE - HUNTERS CREEK			8	100%	8
APPLE DIAGNOSTICS LAB		3	5	63%	8
ROCKLEDGE		1	7	88%	8
PRATTVILLE BAPTIST HOSPITAL		7	1	13%	8
ARNOT OGDEN MEDICAL CENTER LABORATORY		8			8
DALE MEDICAL CENTER		4	4	50%	8
NEW YORK STATE ELR - JAMES J PETERS VA MEDICAL CENTER		6	2	25%	8
HEALTHMARK REGIONAL HOSPITAL LAB		3	4	57%	7
GULF COAST MEDICAL GROUP		2	5	71%	7
ARCHBOLD MEMORIAL HOSPITAL/LAB		3	4	57%	7
ORLANDO HEALTH EMERGENCY DEPARTMENT AND MEDICAL		7			7

# COVID-19: testing by laboratory

Data through Sep 22, 2020 verified as of Sep 23, 2020 at 09:25 AM

Data in this report are provisional and subject to change.

The numbers in the table below represent the number of Florida and non-Florida residents for whom test results were received by the Department of Health. A person can be tested by more than one laboratory and can have both positive and negative results. **Therefore, the sum of the numbers in each column will be larger than the total number of people tested.**

Reporting lab	Inconclusive	Negative	Positive	Percent positive	Total
QUE		4	3	43%	7
NO NAME		5	2	29%	7
LEE COUNTY HEALTH DEPARTMENT		4	3	43%	7
NORTH BAY HOSPITAL			7	100%	7
ORMOND BEACH CENTRA CARE			7	100%	7
FLORIDA CLINICAL LAB			7	100%	7
CENTRA CARE - LAKE NONA		1	6	86%	7
PRECISION GENETICS			7	100%	7
UNIPATH			7	100%	7
FLORIDA HOSPITAL KISSIMMEE		4	3	43%	7
TRUE HEALTH DIAGNOSTICS		1	6	86%	7
TOTAL ACCESS URGENT CARE			7	100%	7
UF HEALTH NORTH JACKSONVILLE			7	100%	7
LAB CORP OF AMERICA		2	5	71%	7
ABBOTT			7	100%	7
RICHMOND UNIVERSITY MEDICAL CENTER		6	1	14%	7
LAB CORPORATION OF AMERICA			7	100%	7
LABCORP - NAPLES		1	6	86%	7
ADVENTHEALTH CENTRA CARE ORANGE CITY			7	100%	7
INTERMOUNTAIN CENTRAL LAB		1	6	86%	7
LAKELAND REGIONAL HEALTH			7	100%	7
MACDILL AIR FORCE BASE		5	2	29%	7
LABCORP - BRANDON		3	4	57%	7
DELAWARE CVS PHARMACY, LLC		7			7
MEDEMERGE		6	1	14%	7
CLEVELAND CLINIC			7	100%	7
BAYCARE MEDICAL GROUP INC			7	100%	7
WALGREENS #03413		5	2	29%	7
DEPARTMENT OF VETERANS AFFAIRS ORLANDO MEDICAL CENTER			7	100%	7
Cleveland Clinic Laboratories		2	4	67%	6
HEALTH CARE LABORATORY SERVICES			6	100%	6
COVANCE CENTRAL LABORATORY			6	100%	6
ADVENTHEALTH CENTRA CARE - SAND LAKE			6	100%	6
BROOKWOOD BAPTIST MEDICAL CENTER		6			6
DCH REGIONAL MEDICAL CENTER LABORATORY		6			6
VISTA			6	100%	6
VIRTUA VOORHEES HOSPITAL		4	2	33%	6
EXPRESS CARE OF BELLEVIEW		6			6
BAYCARE ALLIANT HOSPITAL			6	100%	6
BAYFRONT HEALTH PUNTA GORDA			6	100%	6
MICHIGAN DEPARTMENT OF COMMUNITY HEALTH		1	5	83%	6
SHELBY BAPTIST MEDICAL CENTER		2	4	67%	6
FLORIDA WOMAN CARE LABORATORY			6	100%	6
NORTH OKALOOSA PHYSICIAN GROUP		6			6
LAB UNKNOW		6			6
BEAUMONT LABORATORY			6	100%	6

# COVID-19: testing by laboratory

Data through Sep 22, 2020 verified as of Sep 23, 2020 at 09:25 AM

Data in this report are provisional and subject to change.

The numbers in the table below represent the number of Florida and non-Florida residents for whom test results were received by the Department of Health. A person can be tested by more than one laboratory and can have both positive and negative results. **Therefore, the sum of the numbers in each column will be larger than the total number of people tested.**

Reporting lab	Inconclusive	Negative	Positive	Percent positive	Total
DOH JACKSONVILLE CENTRAL LABORATORY		3	3	50%	6
NICHOLS INSTITUTE QUEST DIAGNOSTICS	1	2	3	50%	6
CAPITAL HEALTH PLAN LABORATORIES			6	100%	6
LABCORP NEW PORT RICHEY			6	100%	6
ACH			6	100%	6
LABCORP DIAGNOSTICS-MIAMI		2	4	67%	6
NEW YORK STATE ELR - LONG ISLAND JEWISH VALLEY STREAM		6			6
DIACARTA INC.		6			6
WATAUGA MEDICAL CENTER		4	2	33%	6
PALMETTO HEALTH ALLIANCE		3	3	50%	6
LIFE CARE CITRUS COUNTY			6	100%	6
BOCA RATON REGIONAL HOSPITAL LAB			6	100%	6
SAMARITAN MEDICAL CENTER		6			6
WALGREENS #007354		5	1	17%	6
METRO KNOXVILLE HMA		5	1	17%	6
GENE STREET LABORATORIES, LLC		6			6
TAMIAMI LAB MILLENIUM			6	100%	6
ROCKLEDGE FAMILY HEALTH			6	100%	6
LAWTON CHILES HEALTH CENTER		1	5	83%	6
BROWARD COUNTY HEALTH DEPT.			5	100%	5
WADSWORTH CENTER - DAVID AXELROD INSTITUTE		5			5
UPMC HEALTH SYSTEM		4	1	20%	5
MINUTECLINIC DIAGNOSTIC OF TEXAS, LLC #2580		5			5
ARCPPOINT LABS OF SARASOTA			5	100%	5
DOCTOR'S IN-HOUSE LAB/COMMUNITY HEALTH CENTERS OF PINELLAS -PINELLAS P			5	100%	5
MANATEE PEDIATRICS			5	100%	5
DMH STEINHATCHEE FAMILY MEDICINE		3	2	40%	5
THE VILLAGES CLINICAL LAB		4	1	20%	5
PHELPS HOSPITAL LABORATORY		5			5
MINUTECLINIC DIAGNOSTIC OF TEXAS, LLC		5			5
COMMUNITY HEALTH OF SOUTH FLORIDA			5	100%	5
ROBERT WOOD JOHNSON HOSPITAL		4	1	20%	5
HOLY NAME MEDICAL CENTER		5			5
DOCTORS CLINICAL LABORATORY, INC		4	1	20%	5
SAINT PETER'S UNIVERSITY HOSPITAL		5			5
TMH PHYSICIAN PARTNERS - MONTICELLO		5			5
APPALACHIAN REGIONAL HEALTHCARE SYSTEM		4	1	20%	5
WALGREENS #6637		5			5
MONTEFIORE ST LUKE'S CORNWALL HOSPITAL		4	1	20%	5
RIVERSIDE MEDICAL GROUP		4	1	20%	5
STATEN ISLAND UNIVERSITY HOSPITAL		5			5
COLORADO DEPARTMENT OF PUBLIC HEALTH AND ENVIRONMENT			5	100%	5
CAREWELL 301 - WARWICK			5	100%	5
INDIAN RIVER CHD VERO BEACH		4	1	20%	5
LUXOR SCIENTIFIC LLC			5	100%	5
CHILDREN'S HOSPITAL OF PHILADELPHIA		5			5



# COVID-19: testing by laboratory

Data through Sep 22, 2020 verified as of Sep 23, 2020 at 09:25 AM

Data in this report are provisional and subject to change.

The numbers in the table below represent the number of Florida and non-Florida residents for whom test results were received by the Department of Health. A person can be tested by more than one laboratory and can have both positive and negative results. **Therefore, the sum of the numbers in each column will be larger than the total number of people tested.**

Reporting lab	Inconclusive	Negative	Positive	Percent positive	Total
THOMAS JEFFERSON UNIVERSITY HOSPITAL		4	1	20%	5
FINLAY C. LABORATORY		3	2	40%	5
XRL SXF REF LAB		5			5
ST ANTHONY NORTH			5	100%	5
WALGREENS #04834		5			5
UNKNOWN LAB			5	100%	5
BIOTECH			5	100%	5
LINCOLN MEDICAL AND MENTAL HEALTH CENTER		5			5
BAY CARE			5	100%	5
BLOUNT MEMORIAL HOSPITAL		5			5
EMERGENCY MEDICAL CENTER			5	100%	5
ST VINCENT'S CHILTON		4	1	20%	5
NORTHSHORE UNIVERSITY HEALTHSYSTEM EVANSTON HOSPITAL LAB			5	100%	5
AEL KNOXVILLE			5	100%	5
FRANCES WARDE MEDICAL LABORATORY		2	3	60%	5
GADSDEN REGIONAL MEDICAL CENTER		5			5
DORAL URGENT CARE			5	100%	5
BARRY UNIVERSITY STUDENT HEALTH SERVICES		4	1	20%	5
WALGREENS NO 09204		5			5
CVS/PHARMACY #10373		5			5
NEW YORK STATE ELR - SAMARITAN HOSPITAL LABORATORY		5			5
WASHINGTON REHABILITATION AND NURSING CENTER		5			5
NEW YORK STATE ELR - BELLEVUE HOSPITAL CENTER DEPARTMENT		5			5
NORTHWESTERN MEMORIAL HOSPITAL			5	100%	5
JFK MEDICAL CENTER NORTH LAB			5	100%	5
UNIVERSITY HOSPITAL		3	2	40%	5
ONEIDA HEALTHCARE CENTER		5			5
MEDRITE		1	4	80%	5
OMNICARE PHARMACY OF TEXAS 1, LP DBA OMNICARE		5			5
WEST PACIFIC MEDICAL LABORATORY			5	100%	5
SUNCOAST URGENT CARE			5	100%	5
VRL EUROFINs		3	2	40%	5
MAINSTREET FAMILY SELECT		1	4	80%	5
VA COMMUNITY CLINIC			5	100%	5
CONEY ISLAND HOSPITAL		4			4
UNAVAILABLE/UNKNOWN/NO INFORMATION FOUND			4	100%	4
AARK LABORATORY		4			4
EISENHOWER ARMY MEDICAL CENTER			4	100%	4
TANNER MEDICAL CENTER EAST AL		4			4
ABBOTT NORTHWESTERN HOSPITAL LAB		1	3	75%	4
FAMILY HEALTH CENTERS OF SWF LABS		1	3	75%	4
MEDONE URGENT CARE CENTER		2	2	50%	4
NEW YORK STATE ELR - NEW YORK PRESBYTERIAN-LOWER MANHATTAN		4			4
LIFE CARE CENTER OF JACKSONVILLE			4	100%	4
FISHERMEN'S HOSPITAL			4	100%	4
IRL MARKET LAB			4	100%	4

# COVID-19: testing by laboratory

Data through Sep 22, 2020 verified as of Sep 23, 2020 at 09:25 AM

Data in this report are provisional and subject to change.

The numbers in the table below represent the number of Florida and non-Florida residents for whom test results were received by the Department of Health. A person can be tested by more than one laboratory and can have both positive and negative results. **Therefore, the sum of the numbers in each column will be larger than the total number of people tested.**

Reporting lab	Inconclusive	Negative	Positive	Percent positive	Total
SONORA QUEST LABORATORIES			4	100%	4
ONE MILO		4			4
NOVANT HEALTH GOHEALTH URGENT CARE-HARRISBURG			4	100%	4
GENUS DIAGNOSTICS			4	100%	4
WALGREENS #09353		4			4
CAPE COD HOSPITAL			4	100%	4
SONIC REFERENCE LABORATORY			4	100%	4
SARNO EXTENDED HOURS			4	100%	4
METROPOLITAN HOSPITAL CENTER		4			4
HEALTHLINK DIAGNOSTIC LABORATORIES INC		1	3	75%	4
CVS MINUTE CLINIC			4	100%	4
WALGREENS #17132		4			4
MEDIPATH			4	100%	4
PEDIATRIC HEALTH CARE ALLIANCE			4	100%	4
LAKELAND REGIONAL RESPIRATORY CARE CENTER			4	100%	4
MEDLOGIC, LLC		1	3	75%	4
ST CHARLES HOSPITAL LABORATORY		4			4
LABCORP - ORLANDO		1	3	75%	4
NEW YORK STATE ELR - NEW YORK METHODIST HOSPITAL		4			4
TA LABCORP TAMPA			4	100%	4
MISSOURI DEPARTMENT OF HEALTH AND SENIOR SERVICES			4	100%	4
UAB		3	1	25%	4
LAKE NONA MEDICAL SERVICES		2	2	50%	4
PROMEDICA LABORATORIES		4			4
NEW YORK STATE ELR - ELLIS HOSPITAL LABORATORY		4			4
DTR LABS		3	1	25%	4
IU HEALTH PATHOLOGY			4	100%	4
EXPRESS TESTING-ONE			4	100%	4
STATEN ISLAND UNIVERSITY HOSPITAL SEGUINE AVE		4			4
MINUTECLINIC DIAGNOSTIC OF RHODE ISLAND, LLC #590		4			4
MINUTECLINIC DIAGNOSTIC OF ILLINOIS		4			4
UNK		2	2	50%	4
MOLECULAR PATHOLOGY LABORATORY			4	100%	4
PRIMARY CARE OF THE TREASURE COAST			4	100%	4
METHODIST MEDICAL CENTER		3	1	25%	4
UNIVERSITY OF CHICAGO MEDICAL CENTER LAB			4	100%	4
CVS PHARMACY, INC DBA CVS/PHARMACY #10581		4			4
NAPHCARE, INC.			4	100%	4
LABCORP-CRYSTAL RIVER		1	3	75%	4
URGENT CARE TCMA			4	100%	4
RIVERVIEW REGIONAL MEDICAL CENTER		4			4
CAPE REGIONAL MEDICAL CENTER		4			4
NEW YORK STATE ELR - ORANGE REGIONAL MEDICAL CENTER LABORATORY		4			4
LABCORP RARITAN		4			4
STUART REHABILITATION AND HEALTHCARE			4	100%	4
NEW HAMPSHIRE DEPARTMENT OF HEALTH AND HUMAN SERVICES		3	1	25%	4

# COVID-19: testing by laboratory

Data through Sep 22, 2020 verified as of Sep 23, 2020 at 09:25 AM

Data in this report are provisional and subject to change.

The numbers in the table below represent the number of Florida and non-Florida residents for whom test results were received by the Department of Health. A person can be tested by more than one laboratory and can have both positive and negative results. **Therefore, the sum of the numbers in each column will be larger than the total number of people tested.**

Reporting lab	Inconclusive	Negative	Positive	Percent positive	Total
WOODHULL MEDICAL AND MENTAL HEALTH CTR		4			4
MI2297090CV HOLLAND-23D2189684		4			4
BAPTIST HEALTH MEDICAL PLAZA AT CORAL SPRINGS		4			4
OKLAHOMA STATE UNIVERSITY DIAGNOSTIC LAB			4	100%	4
COVENIENT CARE MEDICAL CLINIC			4	100%	4
DAVITA LABORATORY		4			4
PRECISION LABS LLC		1	3	75%	4
PARROTT MEDICAL CLINIC			4	100%	4
WALGREENS #06861		4			4
WALGREENS #05398		3	1	25%	4
COLLIER COUNTY HEALTH DEPT.		2	2	50%	4
CELAL GUROL ERBAY, MD			4	100%	4
ILLINOIS DEPT OF PUBLIC HEALTH LAB - SPRINGFIELD			4	100%	4
SOUTHWESTERN REGIONAL MEDICAL CENTER - TULSA		4			4
BAPTIST MEDICAL CENTER EAST		2	2	50%	4
COCOA BEACH/ADVENT CENTRA		4			4
VA GULF COAST VETERANS HEALTH CARE SYSTEM			4	100%	4
CVS			4	100%	4
UCLA HEALTHCARE CLINICAL LABS			4	100%	4
FORT SANDERS REGIONAL LABORATORY		4			4
NORTHERN DUTCHESS HOSPITAL LABORATORY		4			4
FLORIDA HOSPITAL ALTAMONTE		2	2	50%	4
Northwell Lab			4	100%	4
DOCTORS URGENT CARE			4	100%	4
QUEST DIAGNOSTIC			4	100%	4
AURORA DIAGNOSTICS			4	100%	4
ASCENSION ST VINCENT'S SOUTHSIDE			4	100%	4
INTERMARKET FACILITY			4	100%	4
WALGREENS #11293		4			4
QUEST DIAGNOSTIC INC TECHNICAL			4	100%	4
NEW YORK STATE ELR - COLUMBIA MEMORIAL HOSPITAL LABORATORY		4			4
NEW YORK STATE ELR - MONTEFIORE MEDICAL CENTER LABORATORIES NORTH		4			4
CONNECTDX			4	100%	4
TREASURE COAST URGENT CARE			4	100%	4
QUEST DIAGNOSTICS- MELBOURNE			4	100%	4
BETH ISRAEL DEACONESS MEDICAL CENTER			4	100%	4
BAYCARE OUTREACH LABORATORY HOSPITAL			4	100%	4
INTERNAL MEDICINE SPECIALISTS			4	100%	4
SSM HEALTH ST LOUIS MICROBIOLOGY LABORATORY		1	2	67%	3
SOUTHEASTERN LABORATORY			3	100%	3
ST JOSEPH WOMENS HOSPITAL			3	100%	3
MINUTECLINIC, LLC #08366		2	1	33%	3
QUEST DIAGNOSTICS INCORPORATED			3	100%	3
ST LUKES HOSPITAL LABORATORY		2	1	33%	3
FLORIDA CLINICAL LABORATORY - BIOREFERENCE LABORATORIES		2	1	33%	3
WAKEMED		1	2	67%	3

# COVID-19: testing by laboratory

Data through Sep 22, 2020 verified as of Sep 23, 2020 at 09:25 AM

Data in this report are provisional and subject to change.

The numbers in the table below represent the number of Florida and non-Florida residents for whom test results were received by the Department of Health. A person can be tested by more than one laboratory and can have both positive and negative results. **Therefore, the sum of the numbers in each column will be larger than the total number of people tested.**

Reporting lab	Inconclusive	Negative	Positive	Percent positive	Total
VA OUTPATIENT			3	100%	3
INDIANA STATE DEPARTMENT OF HEALTH		1	2	67%	3
GUTHRIE MEDICAL GROUP LABORATORIES		3			3
HELIX DIAGNOSTICS			3	100%	3
TELEVISIT MALABAR PEDIATRICS			3	100%	3
TIMBER RIDGE LABORATORY			3	100%	3
WALGREENS #06428		3			3
MONTANA DEPARTMENT OF PUBLIC HEALTH & HUMAN SERVICES			3	100%	3
THE UNIVERSITY OF VERMONT MEDICAL CENTER		3			3
SOUTHEASTERN REGIONAL MEDICAL CENTER			3	100%	3
MPG JACKSONVILLE ATLANTIC BLVD		1	2	67%	3
QUATRACOR PLLC		3			3
SIPARADIGM, DIAGNOSTIC INFORMATICS		1	2	67%	3
WILLIAM A HINTON STATE LABORATORY INSTITUTE		1	2	67%	3
QUEST ELR		2	1	33%	3
THE CLINIC OF PEDIATRICS & GI MEDICINE, INC			3	100%	3
UAB DIV OF INFECTIOUS DISEASES LAB		3			3
WALGREENS #5317		3			3
WALGREENS #10775		3			3
MIAMI CANCER INSTITUTE			3	100%	3
TEXAS DEPARTMENT OF STATE HEALTH SERVICES		1	2	67%	3
VIRGINIA DIVISION OF CONSOLIDATED LABORATORIES			3	100%	3
OHIO STATE UNIVERSITY MEDICAL CENTER			3	100%	3
WEDGEWOOD HEALTHCARE CENTER			3	100%	3
VIRACOR		2	1	33%	3
NORTHERN LIGHT LABORATORY		1	2	67%	3
MAYO		1	2	67%	3
SHARP MEMORIAL HOSPITAL MICROBIOLOGY DEPT			3	100%	3
GRACE PEDIATRICS			3	100%	3
UNC HOSPITAL/MCLENDON CLINICAL LABORATORIES			3	100%	3
SIGNATURE CARE PFLUGERVILLE			3	100%	3
WESLEY CHAPEL INTERNAL MEDICINE AND PEDIATRICS			3	100%	3
WEST			3	100%	3
SENTARA NORFOLK GENERAL HOSPITAL CENTRAL LAB			3	100%	3
KEY WEST HEALTH AND REHAB			3	100%	3
WALGREENS #19348		3			3
SANFORD SOUTH UNIVERSITY		3			3
ALACHUA			3	100%	3
MARSHALL MEDICAL CENTER SOUTH LAB		2	1	33%	3
ADVENTHEALTH CENTRA CARE - KID'S CARE			3	100%	3
SCIENTIFIC LABORATORY DIVISION			3	100%	3
MADISON HEALTH AND REHAB			3	100%	3
GENEVA GENERAL HOSPITAL LABORATORY		3			3
KEY WEST URGENT CARE, INC		3			3
MINUTECLINIC DIAGNOSTIC OF TEXAS		3			3
LABCORP - PALM BEACH GARDENS			3	100%	3

# COVID-19: testing by laboratory

Data through Sep 22, 2020 verified as of Sep 23, 2020 at 09:25 AM

Data in this report are provisional and subject to change.

The numbers in the table below represent the number of Florida and non-Florida residents for whom test results were received by the Department of Health. A person can be tested by more than one laboratory and can have both positive and negative results. **Therefore, the sum of the numbers in each column will be larger than the total number of people tested.**

Reporting lab	Inconclusive	Negative	Positive	Percent positive	Total
MINUTECLINIC DIAGNOSTIC OF KANSAS, PA #8543		3			3
EGL GENETICS DIAGNOSTICS			3	100%	3
GLEN COVE HOSPITAL		3			3
ALACHUA COUNTY HEALTH DEPARTMENT			3	100%	3
ADVANCED LAB			3	100%	3
MONTANA PUBLIC HEALTH LAB			3	100%	3
HEALTHY MINORS, LLC.		3			3
COUNTY OF LOS ANGELES			3	100%	3
CAPTAIN JAMES A. LOVELL FEDERAL HEALTHCARE CENTER			3	100%	3
COOPER HOSPITAL/UNIVERSITY MEDICAL		3			3
MARY IMOGENE BASSETT HOSPITAL COOPERSTOWN		3			3
BIO-TECH CLINICAL LABORATORIES			3	100%	3
BIOTECH CLINICAL LABORATORIES, INC.			3	100%	3
YOUR FAMILY WALK-IN CLINIC			3	100%	3
FELICIDAD MEDICAL CENTER			3	100%	3
ETHOS LABORATORIES		3			3
DOH-TAMPA BRANCH LABORATORY (MLK BLVD)			3	100%	3
AMERICAN FAMILY CARE- ORANGE BEACH			3	100%	3
NEW YORK STATE ELR - INSTITUTE OF PATHOLOGY KINGS COUNTY		3			3
DEACONESS HOSPITAL			3	100%	3
NORTH NAPLES HOSPITAL RESPIRATORY THERAPY DEPARTMENT			3	100%	3
BOCA BIOLISTIC REFERENCE LAB			3	100%	3
CONSOLIDATED LABORATORY SERVICES			3	100%	3
NORTHERN WESTCHESTER HOSPITAL LABORATORY		3			3
NEW YORK STATE ELR - VA NEW YORK HARBOR HEALTHCARE SYSTEM		3			3
NEW YORK STATE ELR - GLENS FALLS HOSPITAL DEPARTMENT OF PATHOLOGY		3			3
ALABAMA DEPARTMENT OF PUBLIC HEALTH		1	2	67%	3
HEALTH FIRST IBM-UX			3	100%	3
ADVENT HEALTH LAKE WALES MEDICAL GROUP		2	1	33%	3
ACCESS HEALTH CARE		2	1	33%	3
BEEBE MEDICAL CENTER LABORATORY		3			3
ILLINOIS DEPARTMENT OF PUBLIC HEALTH			3	100%	3
BARONESS ERLANGER HOSPITAL		3			3
AVANTE ST CLOUD		3			3
CALHOUN LIBERTY HOSPITAL			3	100%	3
BAY CARE LAB SERVICES/ST. ANTHONY'S HOSPITAL			3	100%	3
IOWA DEPARTMENT OF PUBLIC HEALTH			3	100%	3
MONTEFIORE NYACK HOSPITAL AFFILIATED LABORATORY		3			3
LAHEY CLINIC MEDICAL CENTER			3	100%	3
KETTERING HEALTH			3	100%	3
ADVENT HEALTH CENTRE CARE			3	100%	3
ADVENTHEALTH CARROLLWOOD			3	100%	3
DACH MAIN LAB			3	100%	3
FAMILY AND INTERNAL MEDICINE AT AVALON PARK		3			3
CVS SC2297110CV CHARLSTON		3			3
MONROE COUNTY HOSPITAL		2	1	33%	3

# COVID-19: testing by laboratory

Data through Sep 22, 2020 verified as of Sep 23, 2020 at 09:25 AM

Data in this report are provisional and subject to change.

The numbers in the table below represent the number of Florida and non-Florida residents for whom test results were received by the Department of Health. A person can be tested by more than one laboratory and can have both positive and negative results. **Therefore, the sum of the numbers in each column will be larger than the total number of people tested.**

Reporting lab	Inconclusive	Negative	Positive	Percent positive	Total
CHILDREN'S MEDICAL CENTER			3	100%	3
INFECTION CONTROL/ EMPHEALTH		2	1	33%	3
JOE DIMAGGIO CHILDREN'S HOSPITAL		1	2	67%	3
CENTRAL FLORIDA HEALTH CARE INC			3	100%	3
MAINSTREET FAMILY URGENT CARE			3	100%	3
LIFE CARE CENTER OF HILLIARD			3	100%	3
NORTH BROWARD HOSPITAL DISTRICT HEALTHCARE FOR THE HOMELESS			3	100%	3
JACKSON SOUTH COMMUNITY HOSPITAL LAB			3	100%	3
JOHNS HOPKINS MEDICAL LABORATORIES		1	2	67%	3
NOVANT HEALTH INPATIENT CARE			3	100%	3
CORAL GABLES HOSPITAL			3	100%	3
PATIENT FIRST - ALLENTOWN			3	100%	3
LABCORP PHOENIX		1	2	67%	3
CPL LABS			3	100%	3
PATIENTS FIRST LAKE ELLA MEDICAL CENTER		3			3
CORE BIO LABS		1	2	67%	3
PALMS WEST HOSPITAL			3	100%	3
PONCE THERAPY CARE CENTER			3	100%	3
PUBLIC HEALTH LAB		3			3
NORTH FLORIDA PEDIATRICS JASPER			3	100%	3
PENNSYLVANIA DEPARTMENT OF HEALTH BUREAU OF LABORATORIES			3	100%	3
PALM BEACH COUNTY HEALTH DEPARTMENT LABORATORY			3	100%	3
PLANTATION BAY REHAB FACILITY		2	1	33%	3
MARYLAND STATE DEPT OF HEALTH	2		1	33%	3
PRISMA HEALTH MIDLANDS			3	100%	3
PENN MEDICINE PRINCETON MEDICAL CENTER		3			3
EMERALD COAST PEDIATRICS			3	100%	3
ST PETERSBURG PEDIATRICS-EAST BAY			2	100%	2
LOWELL GENERAL HOSPITAL			2	100%	2
RUSH UNIVERSITY MEDICAL CENTER LABORATORY			2	100%	2
TRINITAS REGIONAL MEDICAL CENTER		1	1	50%	2
NEBRASKA MEDICAL CENTER			2	100%	2
VIRTUA MEMORIAL HOSPITAL BURLINGTON COUNTY			2	100%	2
SANFORD REGIONAL HOSPITAL WORTHINGTON		2			2
HOME ACCESS HEALTH			2	100%	2
NEW YORK STATE ELR - AUBURN COMMUNITY HOSPITAL		2			2
MAKO MEDICAL			2	100%	2
LABCORP - OHIO			2	100%	2
JRS LABORATORY			2	100%	2
LEESBURG REGIONAL MEDICAL CENTER		1	1	50%	2
UNIVERSITY HOSPITAL OF BROOKLYN		2			2
NEW YORK STATE DEPARTMENT OF HEALTH		1	1	50%	2
INTERNAL MEDICINE ASSOCIATES-DUNELLON			2	100%	2
ENGLEWOOD HOSPITAL AND MEDICAL CENTER			2	100%	2
EMORY UNIVERSITY HOSPITAL			2	100%	2
FLORIDA CLINICAL LABORATORY INC			2	100%	2

# COVID-19: testing by laboratory

Data through Sep 22, 2020 verified as of Sep 23, 2020 at 09:25 AM

Data in this report are provisional and subject to change.

The numbers in the table below represent the number of Florida and non-Florida residents for whom test results were received by the Department of Health. A person can be tested by more than one laboratory and can have both positive and negative results. **Therefore, the sum of the numbers in each column will be larger than the total number of people tested.**

Reporting lab	Inconclusive	Negative	Positive	Percent positive	Total
PRACTICE MANAGEMENT OF AMERICA, INC.			2	100%	2
PRECISION DIAGNOSTIC INC		2			2
SOUTHEASTERN PEDIATRIC ASSOCIATES			2	100%	2
MEDICAL CENTER AT OCEAN REEF		1	1	50%	2
RAPID CITY RUGENT CARE			2	100%	2
PARAMOUNT URGENT CARE - WINDERMERE			2	100%	2
GANDY CROSSING CARE CENTER			2	100%	2
LABCORP - STUART		1	1	50%	2
LABCORP - DAYTONA BEACH			2	100%	2
LEGACY LABORATORY SERVICES			2	100%	2
LABCORP SOUTH CHARLESTON			2	100%	2
NLC LABS			2	100%	2
HARTFORD HOSPITAL ANCILLARY LAB		1	1	50%	2
GENETIC ASSAYS INC			2	100%	2
NORTH DAKOTA DEPT OF HEALTH MICROBIOLOGY			2	100%	2
NORTHWELL HEALTH			2	100%	2
MADISON COUNTY MEMORIAL HOSP		1	1	50%	2
QUEENS HOSPITAL CENTER		2			2
PTC LABORATORIES			2	100%	2
GEORGE SAFRAN MD PC		2			2
PHYSICIANS REGIONAL WALK-IN		2			2
PREMIER LABORATORY SERVICES, LLC			2	100%	2
ONslow MEMORIAL HOSPITAL LABORATORY		2			2
NORTHEAST ALABAMA REGIONAL MEDICAL CENTER		1	1	50%	2
PATHLINE			2	100%	2
ROCKEFELLER UNIVERSITY CLINICAL GENOMICS LABORATOR		2			2
OKEECHOBEE HEALTHCARE FACILITY			2	100%	2
NEW YORK STATE ELR - CENTREX CLINICAL LABS INC		2			2
NEW YORK STATE ELR - CHAMPLAIN VALLEY PHYSICIANS HOSPITAL		2			2
MOUNT SINAI HOSPITAL LABORATORY		1	1	50%	2
MEDICAL CENTER ENTERPRISE			2	100%	2
NEW YORK STATE ELR - ERIE COUNTY PUBLIC HEALTH CLINICAL		2			2
NOT INDICATED			2	100%	2
OHIO DEPARTMENT OF HEALTH LABORATORY		2			2
JOHNNIE RUTH CLARKE LAB			2	100%	2
ISLAND COAST PEDIATRICS		2			2
VIDANT MEDICAL CENTER			2	100%	2
W. FRANK WELLS NURSING HOME			2	100%	2
DEPARTMENT OF PATHOLOGY ROME MEMORIAL		2			2
VALENCIA HILLS HEALTH AND REHABILITATION CENTER			2	100%	2
ABSOLUTE HEALTH INTERNAL MED & PEDIATRICS		2			2
WALGREENS # 05818		2			2
WILLISTON CARE CENTER		2			2
CLERMONT ADVENTHEALTH CENTRA CARE			2	100%	2
WHOLE CHILD PEDIATRICS			2	100%	2
WALGREENS #03136		2			2

# COVID-19: testing by laboratory

Data through Sep 22, 2020 verified as of Sep 23, 2020 at 09:25 AM

Data in this report are provisional and subject to change.

The numbers in the table below represent the number of Florida and non-Florida residents for whom test results were received by the Department of Health. A person can be tested by more than one laboratory and can have both positive and negative results. **Therefore, the sum of the numbers in each column will be larger than the total number of people tested.**

Reporting lab	Inconclusive	Negative	Positive	Percent positive	Total
WALGREENS #4705		2			2
UT MEMPHIS UNIVERSITY HEALTH SERVICES			2	100%	2
CARL R DARNALL ARMY MEDICAL CENTER			2	100%	2
BIOHEALTH MEDICAL LAB INC			2	100%	2
Cleveland Clinic Weston			2	100%	2
VILLAGES REGIONAL HOSPITAL FREESTANDING			2	100%	2
WALGREENS #04417		2			2
SJH			2	100%	2
THOMAS LANGLEY			2	100%	2
UNIVERSITY OF KANSAS MEDICAL CENTER			2	100%	2
ST JOSEPHS CHILDRENS HOSPITAL OUTREACH			2	100%	2
AZALEA HEALTH		1	1	50%	2
ADVENTHEALTH MEDICAL GROUP INTERNAL MEDICINE AT WINTER HAVEN		1	1	50%	2
CAREWELL 202			2	100%	2
CONEMAUGH MEMORIAL MEDICAL CENTER		2			2
COMPUNET CLINICAL LAB			2	100%	2
CUMBERLAND MEDICAL CENTER INC		2			2
DEKALB MEDICAL CENTER LABORATORY			2	100%	2
STEWART ST ELIZABETH MEDICAL CENTER			2	100%	2
COLORADO DEPARTMENT OF HEALTH LABORATORY SERVICES DIVISION			2	100%	2
APOLLO SURGERY CENTER			2	100%	2
YORK HOSPITAL - LABORATORY			2	100%	2
UT SOUTHWESTERN MEDICAL CENTER			2	100%	2
TRICORE REFERENCE LABORATORY		1	1	50%	2
UNIVERSITY OF MARYLAND MEDICAL CENTER			2	100%	2
ALTRU DIAGNOSTICS INC			2	100%	2
ED FRASER MEMORIAL HOSPITAL			2	100%	2
SOUTHEAST GEORGIA HEALTH SYSTEM			2	100%	2
ACL LABORATORIES INDUSTRIAL TOXICOLOGY			2	100%	2
UK HEALTHCARE			2	100%	2
ADVANCED URGENT CARE CENTER OF THE UPPER KEYS			2	100%	2
DARDEN WELLNESS CENTER		2			2
BAPTIST HEALTH MEDICAL CENTER			2	100%	2
VIGILINT HEALTHCARE		1	1	50%	2
URGENT CARE WEST CLINIC			2	100%	2
CELERION			2	100%	2
TALLAHASSEE MEMORIAL HEALTHCARE FAMILY MED RESIDENCY			2	100%	2
VERMONT DEPARTMENT OF HEALTH LABORATORY		1	1	50%	2
WALGREENS #02862		2			2
VA HOSPITAL			2	100%	2
CROSSROADS			2	100%	2
UNIVERSITY OF WASHINGTON MEDICAL CENTER			2	100%	2
CARE FAST MURABELLA			2	100%	2
AMERICAN MEDICAL LABORATORIES			2	100%	2
ERIC C MARSHAL MD, PC DBA MINUTECLINIC		2			2
BAYLOR ESOTERIC AND MOLECULAR LAB			2	100%	2



# COVID-19: testing by laboratory

Data through Sep 22, 2020 verified as of Sep 23, 2020 at 09:25 AM

Data in this report are provisional and subject to change.

The numbers in the table below represent the number of Florida and non-Florida residents for whom test results were received by the Department of Health. A person can be tested by more than one laboratory and can have both positive and negative results. **Therefore, the sum of the numbers in each column will be larger than the total number of people tested.**

Reporting lab	Inconclusive	Negative	Positive	Percent positive	Total
BIRMINGHAM VAMC		1	1	50%	2
BFT LAB			2	100%	2
UC CORAL GABLES			2	100%	2
ERIE COUNTY MEDICAL CTR CLINICAL LABS		2			2
SPRINGS MEDICAL LAB		1	1	50%	2
FLORIDA MEDICAL CLINIC PA		2			2
GEISINGER MEDICAL CENTER		2			2
SCHOOL OF PHARMACY AND PHARMACEUTICAL		2			2
ST. JOSEPH REGIONAL MEDICAL CENTER			2	100%	2
SYLVAN NURSING			2	100%	2
DYNACARE LABORATORIES			2	100%	2
SUNCOAST PATHOLOGY ASSOCIATES			2	100%	2
STARKE FAMILY MEDICAL CENTER		2			2
SUNCOAST BLOOD BANK			2	100%	2
CURATIVE TEXAS		2			2
ST LUKES HOSPITAL			2	100%	2
BRITO MEDICAL CENTER			2	100%	2
SPARROW CENTRAL LAB			2	100%	2
CENTRA CARE WINTER HAVEN		1	1	50%	2
SOUTHERN OCEAN MEDICAL CENTER		2			2
TMH EC NORTHEAST LABORATORY			2	100%	2
UNIVERSITY OF AL STUDENT HEALTH CENTER			2	100%	2
EDEN SPRINGS NURSING AND REHAB CENTER			2	100%	2
ADVANCED DIAGNOSTIC LABORATORY			2	100%	2
TREASURE COAST COMMUNITY HEALTH			2	100%	2
UF HEALTH FAMILY MEDICINE-KERNAN SQUARE			2	100%	2
COASTAL MEDICAL LAB			2	100%	2
VETERANS OUTPATIENT CLINIC			2	100%	2
ARNOLD PALMER HOSPITAL LABORATORY			2	100%	2
BAYCARE MEDICAL GROUP			2	100%	2
THE MANOR AT CARPENTERS			2	100%	2
TUFTS MEDICAL CENTER			2	100%	2
WALGREEN EASTERN CO, INC		2			2
ALLIANCE LABS @LRMC			2	100%	2
ADVANCED MEDICAL CARE			2	100%	2
WALGREENS #07388		2			2
WALGREENS # 03852		2			2
ALVERNO CLINICAL LABORATORIES			2	100%	2
SCDHEC BUREAU OF LABORATORIES			2	100%	2
JOHNSON CITY MEDICAL CENTER		1	1	50%	2
QUEST DIAGNOSTICS-OCALA-SE 3RD		2			2
LABCORP - LEESBURG			2	100%	2
MEYER PEDIATRICS			2	100%	2
MINUTECLINIC DIAGNOSTIC		1	1	50%	2
GREENVILLE MEMORIAL HOSPITAL LAB			2	100%	2
GEORGIA DEPARTMENT OF PUBLIC HEALTH			2	100%	2

# COVID-19: testing by laboratory

Data through Sep 22, 2020 verified as of Sep 23, 2020 at 09:25 AM

Data in this report are provisional and subject to change.

The numbers in the table below represent the number of Florida and non-Florida residents for whom test results were received by the Department of Health. A person can be tested by more than one laboratory and can have both positive and negative results. **Therefore, the sum of the numbers in each column will be larger than the total number of people tested.**

Reporting lab	Inconclusive	Negative	Positive	Percent positive	Total
JERSEY SHORE MEDICAL CENTER		2			2
SIMED LABORATORY		1	1	50%	2
OKLAHOMA STATE DEPARTMENT OF HEALTH-PUBLIC HEALTH LABORATORY			2	100%	2
MINUTECLINIC DIAGNOSTIC OF PENNSYLVANIA, LLD #1545		2			2
NOVADX		2			2
NORTH SHORE HEMATOLOGY-ONCOLOGY ASSOCIATES, PC		2			2
PREMIER MEDICAL LABORATORY			2	100%	2
PHYSICIANS LABORATORY SERVICES			2	100%	2
PIEDMONT HOSPITAL LAB			2	100%	2
SARASOTA MEMORIAL MEDICAL URGENT CARE CENTER			2	100%	2
MIDMICHIGAN MEDICAL CENTER			2	100%	2
ORLANDO HEALTH AND REHAB CENTER			2	100%	2
MEMORIAL HERMANN CONSOLIDATED LABORATORY SERVICES			2	100%	2
ISLAND COAST PEDIATRICS IN-HOUSE LAB		2			2
FLORIDA HEALTH CARE PLANS			2	100%	2
GALEN BAYLOR EXTENSION		2			2
KORGENE LAB			2	100%	2
PUBLIC HEALTH LABORATORY	1		1	50%	2
FAMILY MEDICINE AT WATERMAN		2			2
FCHC (OB)-DARWIN SQUARE CTR.			2	100%	2
HARMONY CLINIC		1	1	50%	2
MEDLABS DIAGNOSTICS		2			2
MEMORIAL SLOAN KETTERING CANCER CENTER		1	1	50%	2
LAB CORP PHOENIX			2	100%	2
JOHN D. ARCHBOLD MEM. HOSPITAL			2	100%	2
RAINY LAKE MEDICAL CENTER			2	100%	2
LEXINGTON MEDICAL CENTER			2	100%	2
MEDSTAR HARBOR HOSPITAL			2	100%	2
FAST TRACK URGENT CARE CENTER - DOWNTOWN			2	100%	2
FIRST CARE - MIDDLESBORO			2	100%	2
PHYSICIANS IMMEDIATE CARE AURORA			2	100%	2
JACKSON LABORATORY OF GENOMIC MEDICINE		2			2
ROANE MEDICAL CENTER		1	1	50%	2
RIVERVIEW MEDICAL CLINIC		2			2
NORTHPORT MEDICAL CENTER LAB		2			2
RASHDA ALBIBI M.D. P.A.			2	100%	2
MERCY HEALTH—MUSKEGON		2			2
PRECISION DIAGNOSTICS INC - NJ		2			2
PALOS COMMUNITY HOSPITAL LABORATORY			2	100%	2
MADISON COUNTY HEALTH DEPARTMENT		2			2
QUEST DIAGNOSTICS-OCALA-SW HIGHWAY 200		2			2
MAILBOX DIAGNOSTICS		1	1	50%	2
MARSHFIELD LABORATORIES			2	100%	2
OMNICARE PHARMACY OF TEXAS 1		2			2
PRORENATA LABS			2	100%	2
OMNI			2	100%	2

# COVID-19: testing by laboratory

Data through Sep 22, 2020 verified as of Sep 23, 2020 at 09:25 AM

Data in this report are provisional and subject to change.

The numbers in the table below represent the number of Florida and non-Florida residents for whom test results were received by the Department of Health. A person can be tested by more than one laboratory and can have both positive and negative results. **Therefore, the sum of the numbers in each column will be larger than the total number of people tested.**

Reporting lab	Inconclusive	Negative	Positive	Percent positive	Total
LABORATORY CORPORATION OF AMERICA		1	1	50%	2
SHANDS AT LAKE SHORE LAB			2	100%	2
OSWEGO HOSPITAL LABORATORY		2			2
NATIONWIDE LABORATORY SERVICES		1	1	50%	2
LAKEWOOD RANCH ER 24/7			2	100%	2
ALLIANCE FOR MULTISPECIALTY RESEARCH		1			1
FLORIDA KEYS PED AND ADOLES CTR			1	100%	1
MD ANDERSON			1	100%	1
SOFTLAB			1	100%	1
AFTER HOURS PEDIATRICS			1	100%	1
WALGREENS #02798		1			1
MAYO CLINIC LABS			1	100%	1
HENRICO DOCTOR'S LABORATORY			1	100%	1
PEDIATRIC ASSOCIATES - JACKSONVILLE			1	100%	1
RIDGEWOOD DIAGNOSTIC LABORATORY			1	100%	1
WESTOX LABS		1			1
RENOWN REGIONAL MEDICAL CENTER			1	100%	1
WALGREENS #07636		1			1
CAROLINAS HEALTHCARE SYSTEM LAB			1	100%	1
WALGREENS #10275		1			1
CEDARS-SINAI MEDICAL CENTER			1	100%	1
CBC LAB			1	100%	1
BAYSHORE LABORATORY			1	100%	1
BAPTIST ER TOWN CTR			1	100%	1
IN & OUT URGENT CARE METAIRIE			1	100%	1
RHEA MEDICAL CENTER		1			1
CARENOW URGENT CARE - LAKE MARY			1	100%	1
YUMA REGIONAL MEDICAL CENTER			1	100%	1
SEA LEVEL LABS			1	100%	1
THE CLINIC PREMISE HEALTH			1	100%	1
BMC/JACSONVILLE		1			1
HAWAII DEPARTMENT OF HEALTH LAB			1	100%	1
CAREWELL URGENT CARE FITCHBURG			1	100%	1
ARKANSAS DEPARTMENT OF HEALTH			1	100%	1
HEALTH CENTERS AT BRENTWOOD			1	100%	1
BLUEWATER TOXICOLOGY			1	100%	1
UMASS MEMORIAL/MARLBORO HOSPITAL			1	100%	1
BERKSHIRE MEDICAL CENTER			1	100%	1
BAYSTATE MEDICAL CENTER			1	100%	1
HAVASU REGIONAL MEDICAL CENTER			1	100%	1
PALMETTO PRIMARY CARE PHYSICIANS			1	100%	1
UF KANAPAH LAB BEAKER		1			1
CHP COVID-19 (TX)			1	100%	1
DE TAR HOSPITAL			1	100%	1
CVS UT2297068CV SALT LAKE CITY		1			1
BABTIST HOSPITAL			1	100%	1

# COVID-19: testing by laboratory

Data through Sep 22, 2020 verified as of Sep 23, 2020 at 09:25 AM

Data in this report are provisional and subject to change.

The numbers in the table below represent the number of Florida and non-Florida residents for whom test results were received by the Department of Health. A person can be tested by more than one laboratory and can have both positive and negative results. **Therefore, the sum of the numbers in each column will be larger than the total number of people tested.**

Reporting lab	Inconclusive	Negative	Positive	Percent positive	Total
DUKE HEALTH REGIONAL HOSPITAL			1	100%	1
ST VINCENT'S MEDICAL CENTER			1	100%	1
DHEC - S.C PUBLIC HEALTH LAB			1	100%	1
CULVER CITY URGENT CARE			1	100%	1
MEDICAL ARTS LABORATORY			1	100%	1
CLEVELAND CLINIC OHIO LABORATORIES			1	100%	1
ARIZONA STATE LABORATORY			1	100%	1
CRUC CMCH-COVID-19		1			1
ST.ELIZABETH HEALTH CENTER	1				1
CRESTVIEW REHABILITATION CENTER			1	100%	1
SYNAPSE ANALYTICAL LABS		1			1
BRANDON REGIONAL EMERGENCY CTR			1	100%	1
BELLIN HEALTH LAB			1	100%	1
SUNY AT STONY BROOK			1	100%	1
PROPATH			1	100%	1
POMONA VALLEY COMMUNITY HOSPITAL			1	100%	1
LAWNWOOD REGIONAL MED CENTER		1			1
LABORTORY COPRORATION OF AMERICA			1	100%	1
LABCORP HOUSTON			1	100%	1
SACRED HEART MEDICAL GROUP			1	100%	1
APS-SUMMIT CARE PHARMACY, LLC DBA OMNICARE		1			1
BEAUMONT REFERENCE LABORATORY			1	100%	1
SAINT JOSEPHS HOSPITAL OF ATLANTA			1	100%	1
LAKEVIEW HEALTH SYSTEMS			1	100%	1
CAREWELL JW - WORCESTER LNC			1	100%	1
PRACTITIONERS IN MOTION			1	100%	1
PRIME CARE FAMILY MEDICINE			1	100%	1
CAROMONT HEALTH			1	100%	1
CHRISTIANA HOSPITAL		1			1
DELTON HEALTH CARE			1	100%	1
COMPREHENSIVE CHILDCARE			1	100%	1
LOYOLA UNIVERSITY MEDICAL CENTER LABORATORY			1	100%	1
ST. LUCIE COUNTY HEALTH DEPARTMENT		1			1
ST. LUKE'S HOSPITAL - BETHLEHEM CAMPUS		1			1
SARKIS CLINICAL TRIALS			1	100%	1
SCRIPPS CLINIC MEDICAL			1	100%	1
LEESBURG FAMILY MEDICINE		1			1
SIGNATURE CARE MIDLAND			1	100%	1
CARITHERS PEDIATRIC GROUP			1	100%	1
CVS/PHARMACY # 07762		1			1
ALABAMA CLINICS			1	100%	1
CVS PHARMACY, INC DBA CVS/PHARMACY #00988		1			1
DESERT HOSPITAL/CPHU CLINICAL LABORATORY			1	100%	1
IVAN, MAYA			1	100%	1
WYOMING COUNTY COMMUNITY HOSPITAL LABORATORY		1			1
VIRGINIA DEPT OF HEALTH OFFICE OF EPIDEMIOLOGY			1	100%	1

# COVID-19: testing by laboratory

Data through Sep 22, 2020 verified as of Sep 23, 2020 at 09:25 AM

Data in this report are provisional and subject to change.

The numbers in the table below represent the number of Florida and non-Florida residents for whom test results were received by the Department of Health. A person can be tested by more than one laboratory and can have both positive and negative results. **Therefore, the sum of the numbers in each column will be larger than the total number of people tested.**

Reporting lab	Inconclusive	Negative	Positive	Percent positive	Total
CGH MEDICAL CENTER			1	100%	1
WASHINGTON STATE DEPARTMENT OF HEALTH PUBLIC HEALTH LABORATORIES			1	100%	1
WELLINGTON WEST 100176			1	100%	1
REMISE OCCUPATIONAL HEALTH SOLUTIONS INC			1	100%	1
WALGREENS #03234		1			1
PENINSULA REGIONAL MED CTR LAB			1	100%	1
REGIONAL MEDICAL LABORATORY			1	100%	1
DOTHAN PEDIATRIC CLINIC			1	100%	1
JS HEALTHCARE			1	100%	1
DUKE UNIVERSITY POINT OF CARE TESTING PROGRAM			1	100%	1
EDGAR PRICE FAMILY & CHILDREN HEALTHCARE CENTER			1	100%	1
ACCESSLAB		1			1
Lab MSMC Hialeah			1	100%	1
REGIONAL MEDICAL CENTER BAYONET POINT			1	100%	1
KANA MEDICAL			1	100%	1
ENZO LABS INC			1	100%	1
DSI LABORATORIES-NAPLES-7TH			1	100%	1
ADVANCED LABORATORY SERVICES			1	100%	1
ECLRS			1	100%	1
US LABORATORIES			1	100%	1
UW MEDICINE VIROLOGY LAB			1	100%	1
EAR NOSE AND THROAT ASSOCIATES OF MANATEE, P.A.		1			1
UNIVERSITY OF FLORIDA			1	100%	1
US SPECIALTY LABS			1	100%	1
BEAUFORT MEMORIAL			1	100%	1
VAIL VALLEY MEDICAL CENTER			1	100%	1
VA HOSPITAL PATH & LAB			1	100%	1
BEAUMONT HOSPITAL, GROSSE POINTE			1	100%	1
UNITED MEMORIAL MEDICAL CENTER			1	100%	1
UPMC NORTHWEST HOSPITAL			1	100%	1
UNKN			1	100%	1
VIVEX/UMTB BIOMEDICAL			1	100%	1
ATHENS LIMESTONE HOSPITAL		1			1
SAINT BARNABAS MEDICAL CENTER		1			1
NAVAL MEDICAL CENTER			1	100%	1
BARBARA O'REILLY MD PA		1			1
BASCOM PALMER-MICRO LAB			1	100%	1
MUNSON MEDICAL CENTER			1	100%	1
MOSAIC MEDICAL CENTER MARYVILLE			1	100%	1
UNITED LABORATORY SERVICE			1	100%	1
SUMMIT LABORATORY			1	100%	1
CHARLOTTE CHD PORT CHARLOTTE		1			1
MINUTECLINIC DIAGNOSTICS MEDICAL GROUP		1			1
SV MOBILE HEALTH			1	100%	1
COMMONWEALTH OF MASSACHUSETTS			1	100%	1
SHAMRA MEDICAL LABORATORY			1	100%	1

# COVID-19: testing by laboratory

Data through Sep 22, 2020 verified as of Sep 23, 2020 at 09:25 AM

Data in this report are provisional and subject to change.

The numbers in the table below represent the number of Florida and non-Florida residents for whom test results were received by the Department of Health. A person can be tested by more than one laboratory and can have both positive and negative results. **Therefore, the sum of the numbers in each column will be larger than the total number of people tested.**

Reporting lab	Inconclusive	Negative	Positive	Percent positive	Total
State Lab Unspecifd			1	100%	1
CLIFTON-FINE HOSPITAL LABORATORY		1			1
TITUSVILLE FAMILY PRACTICE			1	100%	1
TIEHH BIOTERRORISM RESPONSE LAB			1	100%	1
UNITED CLINICAL LABORATORIES			1	100%	1
TRUMAN MEDICAL CENTER - HOSPITAL HILL			1	100%	1
TENNESSEE DOH - KNOXVILLE			1	100%	1
CAREWELL 203			1	100%	1
THE HEART HOSPITAL BAYLOR PLANO			1	100%	1
CARESPOT OF NOCATEE			1	100%	1
BAPTIST HEALTH EXPRESS CARE AT COUNTRY WALK			1	100%	1
BARDMOOR LABORATORY			1	100%	1
AUGUSTA HEALTH CLINICAL LABORATORY			1	100%	1
VELOCITY CARE			1	100%	1
UT PATH			1	100%	1
BOSTON MEDICAL CENTER			1	100%	1
UW HOSPITAL AND CLINICS			1	100%	1
PATHGROUP LABS, LLC			1	100%	1
AFFILIATED LABORATORIES INC			1	100%	1
Walker BaptistMedCtr			1	100%	1
WOMEN'S CARE FLORIDA LABORATORY			1	100%	1
ADVENTIST HINSDALE HOSPITAL LABORATORY			1	100%	1
ASCENSION ST. VINCENT'S SOUTHSIDE			1	100%	1
VILKOR SCIENTIFIC			1	100%	1
WALK IN URGENT CARE			1	100%	1
ALLIANCE LABORATORY SERVICES			1	100%	1
UNKNOWN - MI			1	100%	1
SUNY UPSTATE MEDICAL UNIVERSITY			1	100%	1
RIVIERA BEACH HEALTH CENTER LAB			1	100%	1
CQUENTIA NGS, LLC			1	100%	1
CRESTWOOD MEDICAL CENTER		1			1
NEW YORK STATE ELR - MERCY MEDICAL CENTER		1			1
ADVENT HEALTH PRIMARY CARE AT OWASA			1	100%	1
NEW YORK STATE ELR - ST BARNABAS HOSPITAL		1			1
ADVANCED URGENT CARE OF MARATHON			1	100%	1
UNIVERSITY OF IOWA HOSPITALS & CLINICS			1	100%	1
BROOKSVILLE REGIONAL HOSPITAL			1	100%	1
BRANDON OUTREACH CLINIC			1	100%	1
OXY-GENLAB			1	100%	1
THE CHILDREN'S HOSPITAL OF PHILADELPHIA		1			1
QUEST DIAGNOSTICS-WEST HILLS		1			1
TWIN			1	100%	1
COLOR GENOMICS, INC.			1	100%	1
WALGREENS #05362		1			1
LABCORP KANSAS CITY			1	100%	1
WELLNOW URGENT CARE-OSWEGO			1	100%	1

# COVID-19: testing by laboratory

Data through Sep 22, 2020 verified as of Sep 23, 2020 at 09:25 AM

Data in this report are provisional and subject to change.

The numbers in the table below represent the number of Florida and non-Florida residents for whom test results were received by the Department of Health. A person can be tested by more than one laboratory and can have both positive and negative results. **Therefore, the sum of the numbers in each column will be larger than the total number of people tested.**

Reporting lab	Inconclusive	Negative	Positive	Percent positive	Total
CVS PHARMACY INC DBA CVS PHARMACY #10227		1			1
VITAE DIAGNOSTICS			1	100%	1
VISTA DEL SOL MED ASSOC		1			1
WALGREENS # 19866		1			1
JACKSON MADISON CO. GEN. HOSPITAL			1	100%	1
SUMNER REGIONAL MEDICAL CENTER		1			1
MARYLAND DEPARTMENT OF HEALTH AND MENTAL HYGIENE-LABORATORIES			1	100%	1
TENNESSEE VALLEY HCS			1	100%	1
CLINICAL LABORATORY DEPARTMENT			1	100%	1
LIBERTY HEALTH CENTER			1	100%	1
LAKEVIEW REGIONAL HOSPITAL			1	100%	1
CORTLAND REGIONAL MEDICAL CENTER		1			1
WILMINGTON VA MEDICAL CENTER			1	100%	1
DALLAS MEDICAL CENTER			1	100%	1
AFFINITY URGENT CARE			1	100%	1
GEORGETOWN URGENT CARE			1	100%	1
HILTON HEAD HOSPITAL/INPATIENT			1	100%	1
HARDIN MEMORIAL HOSPITAL - HEARTLAND PATHOLOGY CONSULTANTS			1	100%	1
ASCENSION ST. MICHAEL'S HOSPITAL LAB			1	100%	1
GEORGE WASHINGTON UNIVERSITY HOSPITAL			1	100%	1
AMD			1	100%	1
ANGEL KIDS PEDIATRICS- NORMANDY LOCATION		1			1
MHS LAB		1			1
DOCTOR'S WALK-IN CLINIC / QUEST DIAGNOSTICS			1	100%	1
Viracor Eurofins			1	100%	1
FLORIDA HOSPITAL LAKE MARY		1			1
HOUSTON HEALTH DEPARTMENT - BUREAU OF LABORATORY SERVICES			1	100%	1
VA OUTPATIENT CLINIC			1	100%	1
HYDE PARK MEDICAL CENTER		1			1
VALLEY HOSPITAL MEDICAL CENTER		1			1
VIBRANT AMERICA		1			1
VA OUT PATIENT CENTER			1	100%	1
WALGREENS #10125		1			1
ADVANCED MEDICAL LABORATORIES (AML)			1	100%	1
ALABAMA REFERENCE LAB			1	100%	1
UNIVERSITY OF MISSOURI HEALTHCARE			1	100%	1
USF			1	100%	1
ADVANCED URGENT CARE LLC			1	100%	1
DERMDX, DIV OF AURORA DIAGNOSTICS/BERNHARDT LAB		1			1
DMC UNIVERSITY LABORATORIES		1			1
ST VINCENT'S ST CLAIR HOSPITAL LABORATORY		1			1
SKY RIDGE MEDICAL CENTER - MICRO			1	100%	1
WARD MEMORIAL HOSPITAL		1			1
WALKIN MEDICAL URGENT CARE,NEW CITY			1	100%	1
EAST TENNESSEE STATE UNIVERSITY		1			1
MINUTE CLINIC DIAGNOSTIC OF VIRGINIA		1			1

# COVID-19: testing by laboratory

Data through Sep 22, 2020 verified as of Sep 23, 2020 at 09:25 AM

Data in this report are provisional and subject to change.

The numbers in the table below represent the number of Florida and non-Florida residents for whom test results were received by the Department of Health. A person can be tested by more than one laboratory and can have both positive and negative results. **Therefore, the sum of the numbers in each column will be larger than the total number of people tested.**

Reporting lab	Inconclusive	Negative	Positive	Percent positive	Total
BAPTIST HEALTH LEXINGTON			1	100%	1
CENTRAL FLORIDA PEDIATRICS			1	100%	1
CHATSWORTH ASSISTED LIVING COMMUNITY AT PGA NATIONAL			1	100%	1
CENTRAL DUPAGE HOSPITAL			1	100%	1
TMH CANCER CENTER LABORATORY			1	100%	1
CLEVELAND TENNESSEE HOSPITAL COMPANY		1			1
TENNOVA ER - SANGO			1	100%	1
MEDCOMP SCIENCES, LLC			1	100%	1
TGH Brandon Healthplex Laboratory			1	100%	1
MEDICAL CLINIC OF HOUSTON			1	100%	1
BAYONET POINT HOSPITAL LAB			1	100%	1
UNIVERSITY OF BALTIMORE WASHINGTON MEDICAL CENTER			1	100%	1
BAPTIST OUTPATIENT SERVICES			1	100%	1
ESOTERIC LAB			1	100%	1
CENTRA CARE DR. PHILLIPS			1	100%	1
BIODORON LABORATORIES			1	100%	1
BRISTOL REGINAL MEDICAL CENTER			1	100%	1
AUSTIN REGIONAL CLINIC MICROBIOLOGY LAB			1	100%	1
NORTH CAROLINA STATE LABORATORY OF PUBLIC HEALTH, SPECTRUM LAB NETWORK			1	100%	1
INNOVATIVE HEALTH DIAGNOSTIC OF CALIFORNIA			1	100%	1
NORTH RIVER FAMILY HEALTH CENTER			1	100%	1
HOLYOKE MEDICAL CENTER			1	100%	1
JEFFERSON COUNTY HEALTH DEPARTMENT-MONTICELLO		1			1
HEALTH ALLIANCE			1	100%	1
FLORIDA CANCER SPECIALISTS AND RESEARCH			1	100%	1
FLORIDA DEPARTMENT OF HEALTH PALM BEACH COUNTY			1	100%	1
INFECTION CONTROL DEPT			1	100%	1
INDIAN RIVER CLINICAL LABORATORY, INC.		1			1
ORANGE COUNTY HEALTH DEPT			1	100%	1
GSM OCED Subsection			1	100%	1
GWINNETT MEDICAL CENTER			1	100%	1
HANCOCK REGIONAL HOSPITAL		1			1
NOVANT HEALTH PRESBYTERIAN			1	100%	1
FIRST QUALITY LABORATORY			1	100%	1
FLORIDA HOSPITAL LAB			1	100%	1
LEGACY ER & URGENT CARE - FRISCO WEST			1	100%	1
STANFORD HEALTH CARE ANATOMIC PATHOLOGY & CLINICAL LAB			1	100%	1
FLORIDA HOSPITAL APOPKA			1	100%	1
LABORATORY CORPORATION OF AMER			1	100%	1
EXPRESSCARE URGENT CARE CENTER			1	100%	1
ELMHURST MEMORIAL HOSPITAL			1	100%	1
ST. VINCENT HOSPITAL			1	100%	1
FINLAY		1			1
NEW YORK CITY DEPARTMENT OF HEALTH			1	100%	1
KETTERING MEDICAL CENTER			1	100%	1
KENTUCKY CABINET FOR HEALTH AND FAMILY SERVICES			1	100%	1



# COVID-19: testing by laboratory

Data through Sep 22, 2020 verified as of Sep 23, 2020 at 09:25 AM

Data in this report are provisional and subject to change.

The numbers in the table below represent the number of Florida and non-Florida residents for whom test results were received by the Department of Health. A person can be tested by more than one laboratory and can have both positive and negative results. **Therefore, the sum of the numbers in each column will be larger than the total number of people tested.**

Reporting lab	Inconclusive	Negative	Positive	Percent positive	Total
GRAND VIEW HOSPITAL			1	100%	1
MORTON PLANT			1	100%	1
LABCORP - LADY LAKE			1	100%	1
KEY WEST BRANCH MEDICAL CLINIC			1	100%	1
FLORIDA KEYS PED & ADOLES CTR			1	100%	1
STARR COUNTY MEMORIAL HOSPITAL			1	100%	1
SANTA MONICA CA-UCLA MC			1	100%	1
Lourdes Hospital			1	100%	1
OCALA FAMILY MEDICAL CENTER		1			1
ONPOINT URGENT CARE			1	100%	1
SPECIALTY DRUG TESTING			1	100%	1
PLANT CITY PEDIATRICS		1			1
ORMC-ARDEN/EOI			1	100%	1
LABCORP RICHMOND			1	100%	1
SMITH NORTHVIEW HOSPITAL LAB			1	100%	1
SOUTHWEST REGIONAL PCR LABORATORY			1	100%	1
SKIPPACK MEDICAL LAB			1	100%	1
SPECTRUM LABORATORY			1	100%	1
SOUTH LAKE FAMILY HEALTH CENTER			1	100%	1
NORTON HEALTHCARE			1	100%	1
NORTH PINELLAS CHILDRENS MEDICAL CENTER			1	100%	1
MCH PHYSICIANS GROUP			1	100%	1
SPINE & PAIN CONSULTANT PLLC		1			1
INNOVATIVE COVID-DIVERSEY			1	100%	1
FLORIDA MEDICAL CLINIC - MULTI SPECIALTY CAMPUS			1	100%	1
PINNACLE DIALYSIS		1			1
FIT4LIFE MEDICAL CENTER			1	100%	1
GALVESTON COUNTY HEALTH DISTRICT			1	100%	1
GAMMA HEALTHCARE, INC		1			1
PERDIDO URGENT CARE			1	100%	1
PEDIATRIC HEALTHCARE ALLIANCE			1	100%	1
EAST BANK HOSPITAL - UNIVERSITY OF MINNESOTA MEDICAL CENTER			1	100%	1
QUEST - HOUSTON LAB			1	100%	1
ST CATHERINE HOSPITAL LABORATORY			1	100%	1
DOCTOR'S IN-HOUSE LAB/COMMUNITY HEALTH CENTERS OF PINELLAS - JOHNNIE R			1	100%	1
INTERMOUNTAIN MEDICAL CENTER			1	100%	1
PRISMA HEALTH TUOMEY LABORATORY			1	100%	1
INTERNATIONAL MEDICAL LABORATORY		1			1
EXPRESS LAB LIVINGSTON			1	100%	1
GIFFORD MEMORIAL HOSPITAL		1			1
MISSOURI DEPARTMENT OF HEALTH AND SENIOR SERVICES - STATE PH LAB		1			1
MILFORD REGIONAL HOSPITAL			1	100%	1
INSPIRIT SENIOR LIVING			1	100%	1
MIZELL MEMORIAL HOSPITAL			1	100%	1
NEW YORK STATE ELR - MONTEFIORE MEDICAL CENTER LABORATORIES - WEILER			1	100%	1
MERCYONE DES MOINES MEDICAL CENTER			1	100%	1

# COVID-19: testing by laboratory

Data through Sep 22, 2020 verified as of Sep 23, 2020 at 09:25 AM

Data in this report are provisional and subject to change.

The numbers in the table below represent the number of Florida and non-Florida residents for whom test results were received by the Department of Health. A person can be tested by more than one laboratory and can have both positive and negative results. **Therefore, the sum of the numbers in each column will be larger than the total number of people tested.**

Reporting lab	Inconclusive	Negative	Positive	Percent positive	Total
MERITUS MEDICAL CENTER			1	100%	1
LABCORP - HOLLYWOOD			1	100%	1
MONMOUTH MEDICAL CENTER		1			1
HORIZON MEDICAL CENTER			1	100%	1
GENETIC TECHNOLOGICAL INNOVATIONS			1	100%	1
HACKENSACK UNIVERSITY MEDICAL CENTER		1			1
ILLINOIS DEPT OF PUBLIC HEALTH LABS			1	100%	1
NORTH SHORE MEDICAL CENTER - SALEM HOSPITAL			1	100%	1
LAKE LURE HEALTH CENTER			1	100%	1
NORTHSIDE HOSPITAL DULUTH			1	100%	1
LABCORP LAFAYETTE		1			1
MARYLAND DEPARTMENT OF HEALTH AND MENTAL HYGIENE			1	100%	1
MD NOW URGENT CARE CENTER INC.			1	100%	1
MEDONE URGENT CARE			1	100%	1
MARINA DEL REY HOSPITAL LAB			1	100%	1
MEDICAL CENTER OF CENTRAL GEORGIA			1	100%	1
MARION COUNTY HEALTH DEPARTMENT			1	100%	1
MC DIAGNOSTIC OF CONNECTICUT PC #459		1			1
MDS PHARMA SERVICES		1			1
MEMORIAL HEALTH UNIVERSITY MEDICAL CENTER			1	100%	1
LIFELINK TRANSPLANT INSTITUTE LAB			1	100%	1
MERCY - NORTH IOWA			1	100%	1
NATIONAL JEWISH HEALTH			1	100%	1
MAIMONIDES MEDICAL CENTER		1			1
MEDSTAR HEALTH URGENT CARE			1	100%	1
LONGWOOD HEALTH AND REHABILITATION CENTER			1	100%	1
LUCID DIAGNOSTICS LABS			1	100%	1
LAFAYETTE NURSING AND REHAB			1	100%	1
SILVERMAN			1	100%	1
IGENEX INC		1			1
OMNICARE PHARMACY OF TEXAS 1, LP		1			1
SMITH KLINE			1	100%	1
PEACHEALTH LABORATORIES		1			1
SCIENTIFIC LABORATORY COMPANY		1			1
PARKWAY REGIONAL MEDICAL CENTER LAB			1	100%	1
SHARON REGIONAL MEDICAL CENTER			1	100%	1
ST JOHNS EPISCOPAL HOSPITAL SOUTH SHORE		1			1
GROVES CENTER			1	100%	1
Masonic Medical Research Institute			1	100%	1
MEDICAL ASSOCIATES OF CARTER		1			1
QUEST DIAGNOSTICS INC		1			1
OHIO DEPARTMENT OF HEALTH			1	100%	1
SPRING HILL REGIONAL HOSPITAL			1	100%	1
REFERENCE LABORATORY			1	100%	1
PEACEHEALTH LABORATORIES			1	100%	1
PRIMECARE OF DOTHAN-DALEVILLE CLINIC		1			1

# COVID-19: testing by laboratory

Data through Sep 22, 2020 verified as of Sep 23, 2020 at 09:25 AM

Data in this report are provisional and subject to change.

The numbers in the table below represent the number of Florida and non-Florida residents for whom test results were received by the Department of Health. A person can be tested by more than one laboratory and can have both positive and negative results. **Therefore, the sum of the numbers in each column will be larger than the total number of people tested.**

Reporting lab	Inconclusive	Negative	Positive	Percent positive	Total
LabCorp L#09258090 M#09258105			1	100%	1
FALMOUTH BY THE SEA			1	100%	1
PRIMEX CLINICAL LABORATORIES INC			1	100%	1
FLORIDA DEPARTMENT OF HEALTH IN MIAMI DADE COUNTY			1	100%	1
NEIGHBORCARE PHARMACY SERVICES		1			1
PATHOLOGY REFERENCE LAB LLC			1	100%	1
FIRST CHOICE MEDICAL PC			1	100%	1
PORT SAINT JOHN FAMILY PRACTICE			1	100%	1
POUDRE VALLEY HOSPITAL			1	100%	1
PEDIATRIC CARE CENTER- JACKSONVILLE BEACH			1	100%	1
JEFFERSON WASHINGTON TOWNSHIP HOSPITAL		1			1
LABCORP - JACKSONVILLE			1	100%	1
LABCORP - SARASOTA		1			1
NORTHWEST FLORIDA CLINICAL LAB			1	100%	1
ELITE CARE			1	100%	1
MEDICAL UNIVERSITY SC HOSPITAL			1	100%	1
MIAMI BEACH URGENT CARE			1	100%	1
CAREWELL URGENT CARE			1	100%	1
CAH ACQUISITION COMPANY 11 LLC			1	100%	1
WEST COAST CLINICAL LABS INC			1	100%	1
WALGREENS #06961		1			1
MIAMI BEACH HEALTH CENTER			1	100%	1
CATHOLIC HEALTH SYSTEM DEPT LABORATORY		1			1
CHIEFLAND MEDICAL CENTER			1	100%	1
MID-HUDSON VALLEY DIVISION OF WESTCHESTER MEDICAL		1			1
BLOOD SYSTEMS LABORATORIES			1	100%	1
NEW YORK PRESBYTERIAN HOSPITAL			1	100%	1
RIVERSIDE METHODIST HOSPITAL LAB			1	100%	1
WEST VIRGINIA UNIVERSITY HOSPITALS			1	100%	1
WEST KENDALL HOSPITAL			1	100%	1
BLUFFTON HEALTH CENTER			1	100%	1
BOULDER COMMUNITY HOSPITAL			1	100%	1
CITRUS PARK			1	100%	1
CVS/PHARMACY #12000		1			1
LUMICO LIFE INSURANCE COMPANY		1			1
OCEAN MEDICAL CENTER		1			1
UMASS MEMORIAL MEDICAL CENTER, INC		1			1
ESOTERIX GENETIC LABORATORIES		1			1
TIMPANOGOS REGIONAL HOSPITAL			1	100%	1
DELAWARE DIAGNOSTICS LABS			1	100%	1
EAST FL CORE LAB			1	100%	1
UT AUSTIN UNIVERSITY HEALTH SERVICES			1	100%	1
CLIFFORD CHESTER SIMS VA NURSING HOME			1	100%	1
METRO HEALTH HOSPITAL LABORATORY		1			1
VA GREATER LOS ANGELES HEALTH CARE SYSTEM			1	100%	1
MAGNOLIA ADULT, LLC			1	100%	1

# COVID-19: testing by laboratory

Data through Sep 22, 2020 verified as of Sep 23, 2020 at 09:25 AM

Data in this report are provisional and subject to change.

The numbers in the table below represent the number of Florida and non-Florida residents for whom test results were received by the Department of Health. A person can be tested by more than one laboratory and can have both positive and negative results. **Therefore, the sum of the numbers in each column will be larger than the total number of people tested.**

Reporting lab	Inconclusive	Negative	Positive	Percent positive	Total
UNIVERSITY LAB			1	100%	1
NORDX			1	100%	1
MARCO ISLAND HOSPITAL INC D/B/A			1	100%	1
BAYLOR COLLEGE OF MEDICINE			1	100%	1
OAKWOOD HOSPITAL - SOUTHSORE			1	100%	1
CHESAPEAKE REGIONAL MEDICAL CENTER			1	100%	1
CFCH - FROSTPROOF			1	100%	1
UF STUDENT HEALTH CARED CENTER			1	100%	1
NOT GIVEN			1	100%	1
NORTH BROWARD MEDICAL CENTER			1	100%	1
MID FLORIDA COMMUNITY SERVICES			1	100%	1
CONWAY MEDICAL CENTER			1	100%	1
PALM SPRINGS GENERAL HOSPITAL			1	100%	1
BIOMERIEUX			1	100%	1
AVERA ST. MARY'S HOSPITAL			1	100%	1
BAPTIST HEALTH EXPRESS CARE AT KEY BISCAYNE			1	100%	1
CANDLER HOSPITAL			1	100%	1
CELEBRATION HOSPITAL			1	100%	1
UNIVERSITY OF MARYLAND PATHOLOGY ASSOCIATES			1	100%	1
CALIFORNIA PUBLIC HEALTH LABORATORY			1	100%	1
SYNERGENE LABORATORY			1	100%	1
MONROE COUNTY HEALTH DEPARTMENT			1	100%	1
BAPTIST HEALTH			1	100%	1
AFC PATRIOT URGENT CARE			1	100%	1
Mt Sinai Aventura			1	100%	1
BAYCARE OUTREACH LAB			1	100%	1
BAYFRONT HEALTH DADE CITY			1	100%	1
MINUTECLINIC DIAGNOSTIC OF VIRGINIA, LLC #10454		1			1
SCIENTIA DIAGNOSTICS			1	100%	1
DEPARTMENT OF HEALTH AND HUMAN SERVICES DIVISION OF BEHAVIORAL HEALTH		1			1
ST MARY'S OF SAGINAW		1			1
NEW YORK UNIVERSITY MEDICAL CENTER			1	100%	1
STEPHENS COUNTY HOSPITAL			1	100%	1
SPECTRUM ADVANCED TECHNOLOGY LABORATORY			1	100%	1
ADVANCED MEDICAL GROUP			1	100%	1
NAVAL BRANCH MEDICAL CLINIC			1	100%	1
ACCESS HEALTH CARE PHYSICIANS			1	100%	1
DOCS URGENT CARE			1	100%	1
MERCY HEALTH LAB			1	100%	1
UTMB PATHOLOGY CLINICAL SERVICES LABORATORY			1	100%	1
FLORIDA EPIDEMIOLOGY PROGRAM			1	100%	1
MEDICAL CENTER LABORATORY			1	100%	1
UNIVERSITY OF MISSOURI HEALTH CARE			1	100%	1
UNIVERSITY OF FLORIDA LAB-OUTPATIENT			1	100%	1
URGENT CARE NEW SMYRNA BEACH			1	100%	1
UPSON REGIONAL MEDICAL CENTER			1	100%	1

# COVID-19: testing by laboratory

Data through Sep 22, 2020 verified as of Sep 23, 2020 at 09:25 AM

Data in this report are provisional and subject to change.

The numbers in the table below represent the number of Florida and non-Florida residents for whom test results were received by the Department of Health. A person can be tested by more than one laboratory and can have both positive and negative results. **Therefore, the sum of the numbers in each column will be larger than the total number of people tested.**

Reporting lab	Inconclusive	Negative	Positive	Percent positive	Total
LONG ISLAND JEWISH FOREST HILLS HOSPITAL		1			1
MAGNOLIA PEDIATRICS			1	100%	1
LAWRENCE GENERAL HOSPITAL			1	100%	1
PROGENESIS INC			1	100%	1
VAULT MEDICAL SERVICES			1	100%	1
VAULT HEALTH			1	100%	1
WALGREENS # 7308		1			1
FLORIDA HOSPITAL WINTER GARDEN			1	100%	1
UNIVERSITY HOSPITALS OF CLEVELAND			1	100%	1
NEW GEN LABS			1	100%	1
SUNRISE DIAGNOSTIC LABORATORY			1	100%	1
NDX-CORE LAB			1	100%	1
TAMPA GENERAL MEDICAL GROUP LABORATORY HEALTHPARK			1	100%	1
NEW YORK STATE ELR - FLUSHING HOSPITAL MEDICAL CENTER		1			1
ST. MARY MEDICAL CENTER		1			1
SANFORD MOBILE LAB PGA TOUR		1			1
SCIENCE CARE			1	100%	1
UNITED HEALTHCARE			1	100%	1
MERITER LABORATORIES			1	100%	1
FHCP-ORANGE CITY			1	100%	1
MERCY MEDICAL CENTER			1	100%	1
RHODE ISLAND DEPARTMENT OF HEALTH			1	100%	1
MISSION HOSPITAL			1	100%	1
MID FLORIDA CLINICAL LABORATORY			1	100%	1
THOMAS HOSPITAL			1	100%	1
LARGO MEDICAL CENTER INDIAN ROCKS			1	100%	1
KANSAS DEPARTMENT OF HEALTH			1	100%	1
ERDOX		1			1
PARADIGM LABORATORIES			1	100%	1
STANLY REGIONAL MEDICAL CENTER			1	100%	1
SOUTHWEST FLORIDA DIVISION LAB			1	100%	1
EXCEL URGENT CARE OF NJ			1	100%	1
JOHN D. ARCHBOLD MEMORIAL HOSPITAL			1	100%	1
SPARTANBURG REGIONAL MEDICAL CENTER			1	100%	1
TENNOVA HEALTHCARE - CLEVELAND			1	100%	1
TAMPA		1			1
THE WOLFF CENTER FOR CHILD & ADOLESCENT HEALTH			1	100%	1
TEXAS MEDCLINIC			1	100%	1
LAKELAND MEDICAL CENTER			1	100%	1
LABCORP-PORT ST.LUCIE		1			1
EH FARGO HOSPITAL LABORATORY			1	100%	1
LATE HOURS URGENT CARE			1	100%	1
JACKSON CLINIC PA,THE			1	100%	1
HEALGEN SCIENTIFIC			1	100%	1
HARLEM HOSPITAL CENTER		1			1
PHYSICIANS IMMEDIATE CARE ELGIN			1	100%	1

## COVID-19: testing by laboratory

Data through Sep 22, 2020 verified as of Sep 23, 2020 at 09:25 AM

Data in this report are provisional and subject to change.

The numbers in the table below represent the number of Florida and non-Florida residents for whom test results were received by the Department of Health. A person can be tested by more than one laboratory and can have both positive and negative results. **Therefore, the sum of the numbers in each column will be larger than the total number of people tested.**

Reporting lab	Inconclusive	Negative	Positive	Percent positive	Total
PINELLAS PARK HEALTH CENTER - PINELLAS CHD			1	100%	1
WELLSNOW URGENT CARE		1			1
GOLDING-GRANADO MEDICAL ASSOCIATES		1			1
WYOMING PUBLIC HEALTH LAB			1	100%	1
GREENTREE MEDICAL CENTER			1	100%	1
HENRY FORD WEST BLOOMFIELD HOSPITAL			1	100%	1
HEARTLAND REGIONAL MEDICAL CENTER		1			1
SELF REGIONAL HEALTHCARE			1	100%	1
HIGHLANDS CLINICAL LABORATORY			1	100%	1
HEALTH NETWORK LABORATORIES		1			1
HILLVIEW LABORATORY			1	100%	1
SANFORD PGA CH BUFFALO RIDGE SPRINGS		1			1
GLOBAL CENTRAL LABS AT PPD		1			1
<b>Total</b>	<b>41,243</b>	<b>6,318,956</b>	<b>888,751</b>	<b>12%</b>	<b>7,248,950</b>