

# COVID-19: summary of persons monitored, persons tested, and cases

Data through Sep 18, 2020 verified as of Sep 19, 2020 at 09:25 AM

Data in this report are provisional and subject to change.

Monitored persons: people the Florida Department of Health was notified of for possible monitoring because they are a contact of a case, traveled from China, or were identified by the Centers for Disease Control and Prevention (CDC) as a part of a airline/ship contact investigation

<b>Total reports</b>	<b>244,564</b>
Total persons of high, medium, or unknown risk	<b>240,911</b>
High/medium/unknown risk still being monitored	<b>17,765</b>

Persons tested: Includes PCR and antigen test results received by the Department of Health from the state public health laboratory (BPHL), as well as commercial and hospital laboratories

	Florida residents	Non-Florida residents
Total tested	<b>5,054,955</b>	<b>20,678</b>
Positive	<b>673,194</b>	<b>8,039</b>
Negative	<b>4,374,724</b>	<b>12,597</b>
Inconclusive	<b>7,037</b>	<b>42</b>

## Cases: people with positive PCR or antigen test result

<b>Total cases</b>	<b>681,233</b>
Florida residents	<b>673,194</b>
Non-Florida residents	<b>8,039</b>

<b>Type of testing</b>	
Florida residents	<b>673,194</b>
Positive by BPHL/CDC	<b>24,083</b>
Positive by commercial/hospital lab	<b>649,111</b>
PCR positive	<b>659,147</b>
Antigen positive	<b>14,047</b>
Non-Florida residents	<b>8,039</b>
Positive by BPHL/CDC	<b>249</b>
Positive by commercial/hospital lab	<b>7,790</b>
PCR positive	<b>7,661</b>
Antigen positive	<b>378</b>

<b>Characteristics</b>	
Florida residents hospitalized	<b>42,374</b>
Florida resident deaths	<b>13,287</b>
Non-Florida resident deaths	<b>163</b>

Hospitalized counts include anyone who was hospitalized at some point during their illness. It does not reflect the number of people currently hospitalized.

More information on deaths identified through death certificate data is available on the National Center for Health Statistics website at [www.cdc.gov/nchs/nvss/vsrr/COVID19/index.htm](http://www.cdc.gov/nchs/nvss/vsrr/COVID19/index.htm).

## Risk factors for Florida residents

Traveled	<b>5,388</b>
Contact with a known case	<b>238,803</b>
Traveled and contact with a known case	<b>5,692</b>
Neither	<b>423,311</b>
No travel and no contact	<b>83,310</b>
Travel is unknown	<b>245,927</b>
Contact is unknown	<b>167,330</b>
Contact is pending	<b>154,854</b>

Travel can be unknown and contact can be unknown or pending for the same case, these numbers will sum to more than the "neither" total.

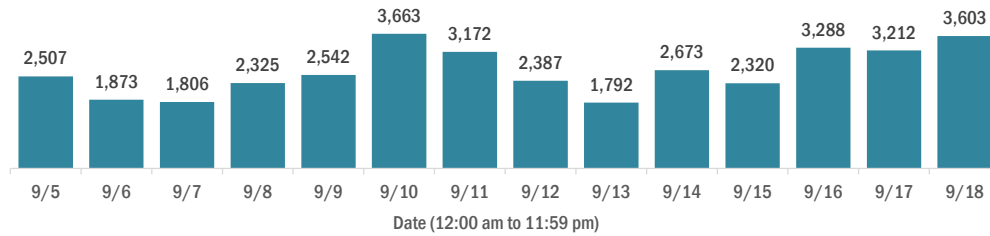
# COVID-19: cases and laboratory testing over time

Data through Sep 18, 2020 verified as of Sep 19, 2020 at 09:25 AM

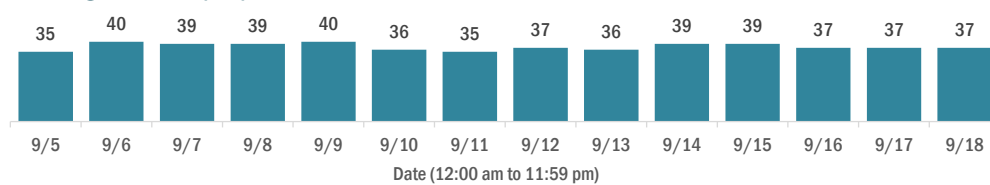
Data in this report are provisional and subject to change.

## Cases in Florida residents per day for the past 2 weeks

### Number of cases per day



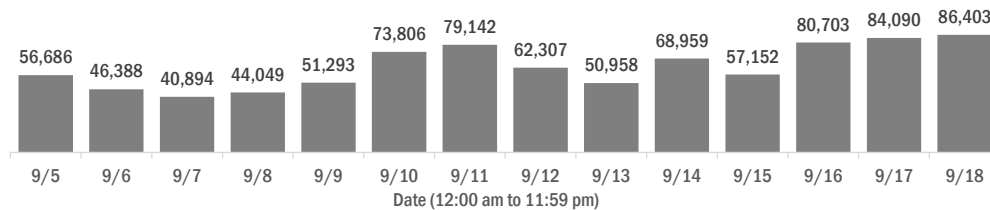
### Median age of cases by day



## Laboratory testing for Florida residents over the past 2 weeks

### Number of Florida residents tested per day

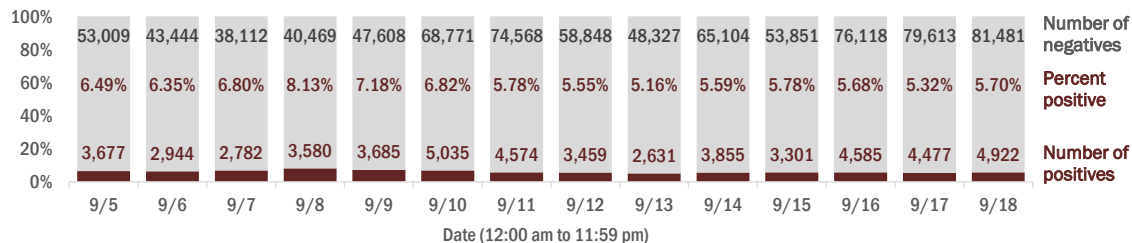
These counts include the number of people for whom the Department received PCR or antigen laboratory results by day. People tested on multiple days will be included for each day a new result was received. A person is only counted once for each day they are tested, regardless of whether multiple specimens are tested or multiple results are received.



### Number and percent of Florida residents with positive test results

The percent of positive results ranged from 5.16% to 8.13% over the past 2 weeks and was 5.70% yesterday.

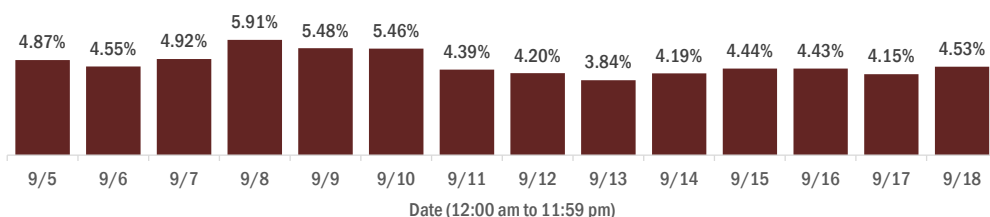
These counts include the number of people for whom the Department received PCR or antigen laboratory results by day. People tested on multiple days will be included for each day a new result was received. A person is only counted once for each day they are tested, regardless of whether multiple specimens are tested or multiple results are received. If a person has a positive specimen and a negative specimen in the same day, only the positive result is counted.



### Percent positivity for new cases in Florida residents

The percent of positive results ranged from 3.84% to 5.91% over the past 2 weeks and was 4.53% yesterday.

This percent is the number of people who test PCR- or antigen-positive for the first time divided by all the people tested that day, excluding people who have previously tested positive.



# COVID-19: characteristics of 673,194 Florida resident cases

Data through Sep 18, 2020 verified as of Sep 19, 2020 at 09:25 AM

Data in this report are provisional and subject to change.

Age group	Cases		Hospitalizations		Deaths	
0-4 years	11,519	2%	269	1%	0	0%
5-14 years	28,319	4%	243	1%	4	0%
15-24 years	105,575	16%	1,084	3%	31	0%
25-34 years	124,261	18%	2,376	6%	88	1%
35-44 years	108,539	16%	3,596	8%	232	2%
45-54 years	106,566	16%	5,359	13%	542	4%
55-64 years	87,584	13%	7,453	18%	1,436	11%
65-74 years	51,539	8%	8,364	20%	2,799	21%
75-84 years	29,881	4%	7,852	19%	3,855	29%
85+ years	17,572	3%	5,767	14%	4,299	32%
Unknown	1,839	0%	11	0%	1	0%
<b>Total</b>	<b>673,194</b>		<b>42,374</b>		<b>13,287</b>	

Gender	Cases	
Female	346,007	51%
Male	323,111	48%
Unknown	4,076	1%
<b>Total</b>	<b>673,194</b>	

Ethnicity	Cases		Hospitalizations		Deaths	
Hispanic	195,094	29%	12,488	29%	3,348	25%
Non-Hispanic	270,667	40%	27,225	64%	8,610	65%
Unknown	207,433	31%	2,661	6%	1,329	10%
<b>Total</b>	<b>673,194</b>		<b>42,374</b>		<b>13,287</b>	

Race and ethnicity	Cases		Hospitalizations		Deaths	
White	298,077	44%	25,452	60%	8,912	67%
Hispanic	128,113	19%	8,758	21%	2,588	19%
Non-Hispanic	147,430	22%	15,750	37%	5,793	44%
Unknown	22,534	3%	944	2%	531	4%
Black	104,785	16%	10,121	24%	2,542	19%
Hispanic	4,866	1%	437	1%	93	1%
Non-Hispanic	90,342	13%	9,368	22%	2,333	18%
Unknown	9,577	1%	316	1%	116	1%
Other race	90,091	13%	5,198	12%	1,105	8%
Hispanic	45,743	7%	2,938	7%	541	4%
Non-Hispanic	28,378	4%	1,971	5%	436	3%
Unknown	15,970	2%	289	1%	128	1%
Unknown race	180,241	27%	1,603	4%	728	5%
Hispanic	16,372	2%	355	1%	126	1%
Non-Hispanic	4,517	1%	136	0%	48	0%
Unknown	159,352	24%	1,112	3%	554	4%
<b>Total</b>	<b>673,194</b>		<b>42,374</b>		<b>13,287</b>	

**Hospitalization** counts include anyone who was hospitalized at some point during their illness. It does not reflect the number of people currently hospitalized. **Other race** includes any person with a race of American Indian/Alaskan native, Asian, native Hawaiian/Pacific Islander, or other.

# COVID-19: deaths in Florida residents and staff of long-term care facilities

Data through Sep 18, 2020 verified as of Sep 19, 2020 at 09:25 AM

Data in this report are provisional and subject to change.

For current cases in residents or staff of long-term care facilities, please visit: <https://floridahealthcovid19.gov/>

County	Deaths		County	Deaths		County	Deaths	
Dade	775	14%	Jackson	59	1%	Madison	10	0%
Palm Beach	554	10%	Indian River	56	1%	Gadsden	8	0%
Pinellas	504	9%	Hernando	52	1%	Gilchrist	8	0%
Broward	385	7%	Clay	51	1%	Lafayette	7	0%
Hillsborough	289	5%	Okaloosa	51	1%	Calhoun	6	0%
Polk	270	5%	Suwannee	47	1%	Jefferson	5	0%
Lee	244	4%	Osceola	44	1%	Baker	3	0%
Brevard	164	3%	St. Johns	31	1%	Flagler	3	0%
Duval	152	3%	Highlands	28	1%	Taylor	3	0%
Sarasota	144	3%	Citrus	27	0%	Bradford	2	0%
St. Lucie	135	2%	Bay	23	0%	Hardee	2	0%
Seminole	132	2%	Sumter	22	0%	Holmes	2	0%
Manatee	126	2%	Leon	20	0%	Levy	2	0%
Marion	120	2%	Hendry	19	0%	Monroe	2	0%
Volusia	113	2%	Alachua	18	0%	Desoto	1	0%
Orange	112	2%	Nassau	17	0%	Dixie	1	0%
Escambia	102	2%	Columbia	16	0%	Gulf	1	0%
Pasco	95	2%	Santa Rosa	16	0%	<b>Total</b>	<b>5,442</b>	
Collier	91	2%	Walton	13	0%			
Lake	82	2%	Putnam	12	0%			
Martin	80	1%	Washington	12	0%			
Charlotte	62	1%	Okeechobee	11	0%			

**Note:** cases are summarized by the county of usual residence. Residents and staff may be cases associated with facilities that are not in their county of usual residence, resulting in cases being included below for counties that do not have facilities with known cases.

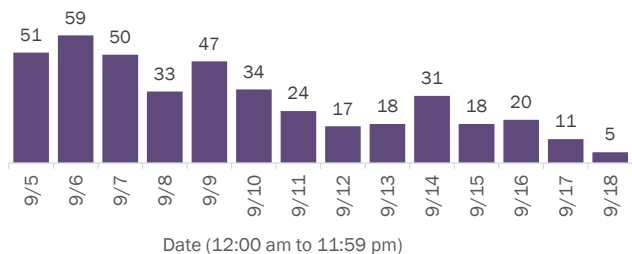
# COVID-19: cases in Florida residents who have died

Data through Sep 18, 2020 verified as of Sep 19, 2020 at 09:25 AM

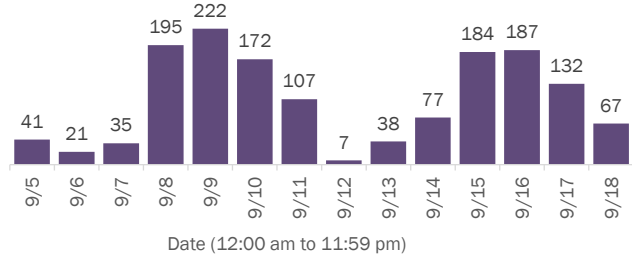
Data in this report are provisional and subject to change.

Demographics for all identified COVID-19 deaths: 13,287

Deaths by date of death



Deaths by date reported to the Department



Median age: 79 years

Age group	Deaths	Cases	Case fatality rate	Mortality rate per 100,000 population
0-4 years	0	11,519	0.0%	0.0
5-14 years	4	28,319	0.0%	0.2
15-24 years	31	105,575	0.0%	1.2
25-34 years	88	124,261	0.1%	3.1
35-44 years	232	108,539	0.2%	8.9
45-54 years	542	106,566	0.5%	19.4
55-64 years	1,436	87,584	1.6%	49.6
65-74 years	2,799	51,539	5.4%	115.3
75-84 years	3,855	29,881	12.9%	274.5
85+ years	4,299	17,572	24.5%	744.4
Unknown	1	1,839	0.1%	
<b>Total</b>	<b>13,287</b>	<b>673,194</b>	<b>2.0%</b>	<b>61.5</b>

Race	Deaths	Cases	Case fatality rate	Mortality rate per 100,000 population
White	8,912	298,077	3.0%	53.4
Black	2,542	104,785	2.4%	69.5
Other	1,105	90,091	1.2%	88.8
Unknown	728	180,241	0.4%	
<b>Total</b>	<b>13,287</b>	<b>673,194</b>	<b>2.0%</b>	<b>61.5</b>

Gender	Deaths	Cases	Case fatality rate	Mortality rate per 100,000 population
Female	5,905	346,007	1.7%	53.5
Male	7,369	323,111	2.3%	69.8
Unknown	13	4,076	0.3%	
<b>Total</b>	<b>13,287</b>	<b>673,194</b>	<b>2.0%</b>	<b>61.5</b>

Ethnicity	Deaths	Cases	Case fatality rate	Mortality rate per 100,000 population
Hispanic	3,348	195,094	1.7%	59.0
Non-Hispanic	8,610	270,667	3.2%	54.1
Unknown	1,329	207,433	0.6%	
<b>Total</b>	<b>13,287</b>	<b>673,194</b>	<b>2.0%</b>	<b>61.5</b>

Age group distribution for deaths reported since previous report, previous 2 weeks, and cumulatively

65 deaths reported since previous report		1,485 deaths reported from Sep 5 - Sep 18		13,287 deaths reported cumulatively	
0-4 years	0	0-4 years	0	0-4 years	0
5-14 years	0	5-14 years	0	5-14 years	4
15-24 years	0	15-24 years	2	15-24 years	31
25-34 years	0	25-34 years	7	25-34 years	88
35-44 years	1	35-44 years	19	35-44 years	232
45-54 years	2	45-54 years	60	45-54 years	542
55-64 years	7	55-64 years	169	55-64 years	1,436
65-74 years	18	65-74 years	320	65-74 years	2,799
75-84 years	17	75-84 years	438	75-84 years	3,855
85+ years	20	85+ years	469	85+ years	4,299
Unknown	0	Unknown	1	Unknown	1

# COVID-19: cases in Florida residents who have died

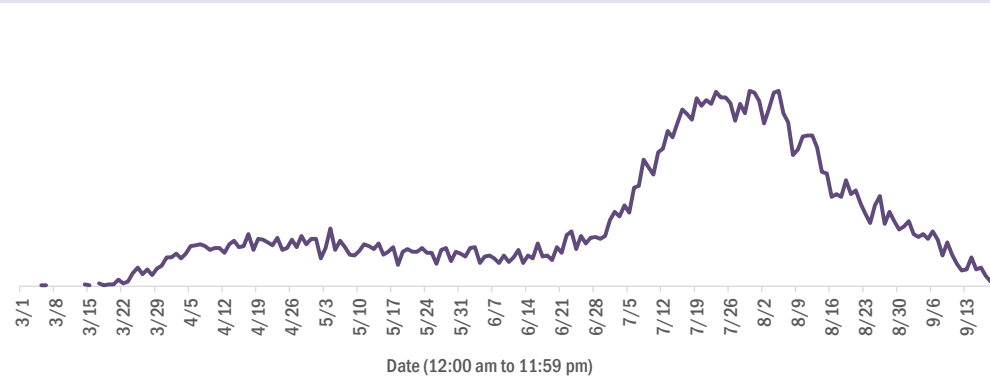
Data through Sep 18, 2020 verified as of Sep 19, 2020 at 09:25 AM

Data in this report are provisional and subject to change.

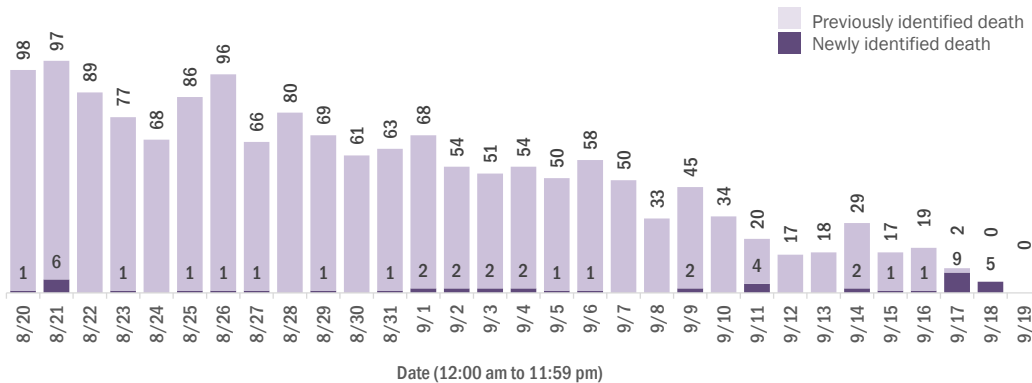
## Deaths In Florida residents by date of death

13,287 deaths reported cumulatively, 65 deaths reported since previous report

### March to present



### Past 30 days



# COVID-19: characteristics of 681,233 cases

Data through Sep 18, 2020 verified as of Sep 19, 2020 at 09:25 AM

Data in this report are provisional and subject to change.

Tables below include cases in Florida residents and non-Florida residents.

All 67 Florida counties have cases:

County	FL resident cases		Non-FL resident cases	Total cases	FL resident deaths	FL death rate
Dade	165,423	<div><div></div></div> 25%	1,093	166,516	3,055	1.8%
Broward	74,884	<div><div></div></div> 11%	615	75,499	1,319	1.8%
Palm Beach	44,752	<div><div></div></div> 7%	404	45,156	1,277	2.9%
Hillsborough	40,387	<div><div></div></div> 6%	200	40,587	604	1.5%
Orange	38,383	<div><div></div></div> 6%	435	38,818	432	1.1%
Duval	28,922	<div><div></div></div> 4%	319	29,241	353	1.2%
Pinellas	21,292	<div><div></div></div> 3%	148	21,440	721	3.4%
Lee	19,579	<div><div></div></div> 3%	305	19,884	459	2.3%
Polk	18,967	<div><div></div></div> 3%	68	19,035	507	2.7%
Collier	12,309	<div><div></div></div> 2%	114	12,423	202	1.6%
Osceola	11,961	<div><div></div></div> 2%	88	12,049	137	1.1%
Escambia	10,948	<div><div></div></div> 2%	1,067	12,015	217	2.0%
Manatee	11,040	<div><div></div></div> 2%	118	11,158	277	2.5%
Volusia	10,427	<div><div></div></div> 2%	68	10,495	218	2.1%
Leon	9,547	<div><div></div></div> 1%	291	9,838	57	0.6%
Marion	9,384	<div><div></div></div> 1%	17	9,401	259	2.8%
Pasco	8,756	<div><div></div></div> 1%	60	8,816	199	2.3%
Seminole	8,757	<div><div></div></div> 1%	37	8,794	200	2.3%
Brevard	8,325	<div><div></div></div> 1%	27	8,352	276	3.3%
Sarasota	7,783	<div><div></div></div> 1%	65	7,848	246	3.2%
St. Lucie	7,760	<div><div></div></div> 1%	27	7,787	263	3.4%
Alachua	7,281	<div><div></div></div> 1%	101	7,382	46	0.6%
Lake	7,211	<div><div></div></div> 1%	51	7,262	169	2.3%
Bay	5,713	<div><div></div></div> 1%	89	5,802	94	1.6%
Santa Rosa	5,150	<div><div></div></div> 1%	50	5,200	69	1.3%
St. Johns	4,969	<div><div></div></div> 1%	101	5,070	66	1.3%
Clay	4,750	<div><div></div></div> 1%	15	4,765	91	1.9%
Okaloosa	4,694	<div><div></div></div> 1%	39	4,733	100	2.1%
Martin	4,692	<div><div></div></div> 1%	30	4,722	132	2.8%
Columbia	3,614	<div><div></div></div> 1%	13	3,627	50	1.4%
Indian River	3,049	<div><div></div></div> 0%	23	3,072	109	3.6%
Hernando	2,982	<div><div></div></div> 0%	17	2,999	112	3.8%
Charlotte	2,936	<div><div></div></div> 0%	7	2,943	131	4.5%
Jackson	2,680	<div><div></div></div> 0%	26	2,706	76	2.8%
Gadsden	2,685	<div><div></div></div> 0%	8	2,693	44	1.6%

County	FL resident cases		Non-FL resident cases	Total cases	FL resident deaths	FL death rate
Citrus	2,598	<div><div></div></div> 0%	8	2,606	84	3.2%
Suwannee	2,578	<div><div></div></div> 0%	17	2,595	65	2.5%
Sumter	2,145	<div><div></div></div> 0%	9	2,154	65	3.0%
Highlands	2,057	<div><div></div></div> 0%	11	2,068	81	3.9%
Hendry	2,041	<div><div></div></div> 0%	2	2,043	42	2.1%
Putnam	2,040	<div><div></div></div> 0%	2	2,042	38	1.9%
Nassau	1,871	<div><div></div></div> 0%	139	2,010	37	2.0%
Walton	1,719	<div><div></div></div> 0%	151	1,870	22	1.3%
Monroe	1,774	<div><div></div></div> 0%	30	1,804	22	1.2%
Flagler	1,628	<div><div></div></div> 0%	14	1,642	23	1.4%
Unknown	174	<div><div></div></div> 0%	1,418	1,592	0	0.0%
Desoto	1,542	<div><div></div></div> 0%	3	1,545	23	1.5%
Okeechobee	1,439	<div><div></div></div> 0%	4	1,443	23	1.6%
Baker	1,400	<div><div></div></div> 0%	1	1,401	11	0.8%
Taylor	1,283	<div><div></div></div> 0%	3	1,286	12	0.9%
Hardee	1,267	<div><div></div></div> 0%	7	1,274	10	0.8%
Lafayette	1,230	<div><div></div></div> 0%	0	1,230	12	1.0%
Wakulla	1,073	<div><div></div></div> 0%	6	1,079	9	0.8%
Washington	1,045	<div><div></div></div> 0%	11	1,056	18	1.7%
Bradford	1,016	<div><div></div></div> 0%	1	1,017	7	0.7%
Levy	996	<div><div></div></div> 0%	5	1,001	9	0.9%
Madison	985	<div><div></div></div> 0%	16	1,001	18	1.8%
Union	874	<div><div></div></div> 0%	0	874	12	1.4%
Gulf	855	<div><div></div></div> 0%	10	865	14	1.6%
Hamilton	820	<div><div></div></div> 0%	6	826	8	1.0%
Dixie	821	<div><div></div></div> 0%	1	822	6	0.7%
Holmes	714	<div><div></div></div> 0%	13	727	5	0.7%
Calhoun	606	<div><div></div></div> 0%	1	607	10	1.7%
Franklin	588	<div><div></div></div> 0%	4	592	3	0.5%
Jefferson	534	<div><div></div></div> 0%	10	544	8	1.5%
Gilchrist	502	<div><div></div></div> 0%	0	502	12	2.4%
Glades	497	<div><div></div></div> 0%	0	497	4	0.8%
Liberty	490	<div><div></div></div> 0%	0	490	7	1.4%
<b>Total</b>	<b>673,194</b>		<b>8,039</b>	<b>681,233</b>	<b>13,287</b>	<b>2.0%</b>

# COVID-19: characteristics of 673,194 Florida resident cases

Data through Sep 18, 2020 verified as of Sep 19, 2020 at 09:25 AM

Data in this report are provisional and subject to change.

The table below includes the cities and counties of residence for cases in Florida residents based on the patient's ZIP Code. Note that city is not always received as part of the initial notification and may be missing while the case is being investigated.

City and county	Cases
Miami, Dade	94,742
Orlando, Orange	28,542
Jacksonville, Duval	26,871
Tampa, Hillsborough	23,920
Hialeah, Dade	23,159
Fort Lauderdale, Broward	16,347
Hollywood, Broward	14,142
West Palm Beach, Palm Beach	11,132
Homestead, Dade	10,844
Kissimmee, Osceola	9,558
Naples, Collier	9,123
Tallahassee, Leon	8,846
Pensacola, Escambia	8,790
Saint Petersburg, Pinellas	8,684
Pompano Beach, Broward	8,613
Fort Myers, Lee	8,086
Bradenton, Manatee	7,517
Ocala, Marion	7,344
Boca Raton, Palm Beach	6,469
Lakeland, Polk	6,190
Lake Worth, Palm Beach	6,120
Gainesville, Alachua	6,032
Sarasota, Sarasota	5,565
Miramar, Broward	4,831
Port Saint Lucie, St. Lucie	4,594
Miami Gardens, Dade	4,592
Cape Coral, Lee	4,579
Clearwater, Pinellas	4,237
Boynton Beach, Palm Beach	3,989
Lehigh Acres, Lee	3,844
Panama City, Bay	3,701
Winter Haven, Polk	3,640
Lake City, Columbia	3,402
Coral Springs, Broward	3,338
Miami Beach, Dade	3,333
Delray Beach, Palm Beach	3,064
Sunrise, Broward	2,801
Missing, Broward	2,780
Davie, Broward	2,757
Milton, Santa Rosa	2,750
Fort Pierce, St. Lucie	2,741
Miami Lakes, Dade	2,713
Saint Augustine, St. Johns	2,649
Coral Gables, Dade	2,595
Plant City, Hillsborough	2,588
Brandon, Hillsborough	2,567
Riverview, Hillsborough	2,566
Daytona Beach, Volusia	2,454
Apopka, Orange	2,437
Melbourne, Brevard	2,425
Cutler Ridge, Dade	2,338
Immokalee, Collier	2,307
Largo, Pinellas	2,241
Stuart, Martin	2,213
Sanford, Seminole	2,167
Plantation, Broward	2,154
Vero Beach, Indian River	2,144
Live Oak, Suwannee	2,142



# COVID-19: characteristics of 673,194 Florida resident cases

Data through Sep 18, 2020 verified as of Sep 19, 2020 at 09:25 AM

Data in this report are provisional and subject to change.

The table below includes the cities and counties of residence for cases in Florida residents based on the patient's ZIP Code. Note that city is not always received as part of the initial notification and may be missing while the case is being investigated.

City and county	Cases
Missing, Dade	2,129
North Miami Beach, Dade	2,108
Opa Locka, Dade	2,106
Deerfield Beach, Broward	2,090
Tamarac, Broward	2,064
Jupiter, Palm Beach	1,988
Orange Park, Clay	1,988
Saint Cloud, Osceola	1,988
New Port Richey, Pasco	1,908
Doral, Dade	1,894
Clermont, Lake	1,813
Deltona, Volusia	1,807
Palm Bay, Brevard	1,787
Weston, Broward	1,781
Margate, Broward	1,674
Palmetto, Manatee	1,635
Lake Worth Beach, Palm Beach	1,613
Deland, Volusia	1,582
Spring Hill, Hernando	1,576
Fort Walton Beach, Okaloosa	1,573
Port Charlotte, Charlotte	1,510
Coconut Creek, Broward	1,471
Davenport, Polk	1,470
Haines City, Polk	1,453
North Lauderdale, Broward	1,451
Palm Beach Gardens, Palm Beach	1,449
Winter Park, Orange	1,431
Hallandale, Broward	1,399
Altamonte Springs, Seminole	1,388
Winter Garden, Orange	1,384
Oviedo, Seminole	1,374
Ocoee, Orange	1,365
Arcadia, Desoto	1,363
Okeechobee, Okeechobee	1,360
North Miami, Dade	1,326
Bonita Springs, Lee	1,255
Wellington, Palm Beach	1,255
Quincy, Gadsden	1,255
Palm Coast, Flagler	1,247
Land O Lakes, Pasco	1,240
Palm Harbor, Pinellas	1,217
Wesley Chapel, Pasco	1,206
Mayo, Lafayette	1,196
Leesburg, Lake	1,192
Ruskin, Hillsborough	1,184
Perry, Taylor	1,159
Royal Palm Beach, Palm Beach	1,154
Oakland Park, Broward	1,128
Valrico, Hillsborough	1,127
Lutz, Hillsborough	1,107
Punta Gorda, Charlotte	1,107
Carol City, Dade	1,090
Pinellas Park, Pinellas	1,077
Clewiston, Hendry	1,063
Middleburg, Clay	1,056
Brooksville, Hernando	1,044
Seminole, Pinellas	1,030
Missing, Palm Beach	1,030
Crossings, Dade	1,029

# COVID-19: characteristics of 673,194 Florida resident cases

Data through Sep 18, 2020 verified as of Sep 19, 2020 at 09:25 AM

Data in this report are provisional and subject to change.

The table below includes the cities and counties of residence for cases in Florida residents based on the patient's ZIP Code. Note that city is not always received as part of the initial notification and may be missing while the case is being investigated.

City and county	Cases
Pembroke Pines, Broward	1,024
Longwood, Seminole	1,011
Casselberry, Seminole	988
Coconut Grove, Dade	977
Palatka, Putnam	974
Wimauma, Hillsborough	960
Crestview, Okaloosa	959
Indiantown, Martin	959
North Port, Sarasota	944
Ormond Beach, Volusia	936
Belle Glade, Palm Beach	935
Century, Escambia	929
Bartow, Polk	926
Windermere, Orange	898
Cantonment, Escambia	888
Crawfordville, Wakulla	874
Lynn Haven, Bay	870
Sebring, Highlands	869
Biscayne Park, Dade	867
Cocoa, Brevard	859
Jacksonville Beach, Duval	857
Graceville, Jackson	840
Auburndale, Polk	838
Florida City, Dade	829
Kissimmee, Polk	827
Key West, Monroe	816
Lake Mary, Seminole	812
Chipley, Washington	808
Everglades National Park, Dade	799
Port Orange, Volusia	783
Green Cove Springs, Clay	781
Lake Wales, Polk	769
Dade City, Pasco	752
Gulf Breeze, Santa Rosa	744
North Fort Myers, Lee	743
Hudson, Pasco	737
Zephyrhills, Pasco	736
Starke, Bradford	736
Marianna, Jackson	735
Tavares, Lake	730
Port Richey, Pasco	728
Panama City Beach, Bay	710
Venice, Sarasota	700
El Portal, Dade	692
Inverness, Citrus	676
Sanderson, Baker	669
Fernandina Beach, Nassau	666
Labelle, Hendry	653
Saint Johns, St. Johns	652
Tarpon Springs, Pinellas	650
Loxahatchee, Palm Beach	650
Navarre, Santa Rosa	643
Riviera Beach, Palm Beach	639
Merritt Island, Brevard	639
Seffner, Hillsborough	630
Mulberry, Polk	629
Aventura, Dade	625
Cooper City, Broward	610
Sarasota, Manatee	603

# COVID-19: characteristics of 673,194 Florida resident cases

Data through Sep 18, 2020 verified as of Sep 19, 2020 at 09:25 AM

Data in this report are provisional and subject to change.

The table below includes the cities and counties of residence for cases in Florida residents based on the patient's ZIP Code. Note that city is not always received as part of the initial notification and may be missing while the case is being investigated.

City and county	Cases
Missing, Hillsborough	603
Destin, Okaloosa	602
Avon Park, Highlands	602
Niceville, Okaloosa	591
Ponte Vedra Beach, St. Johns	589
Defuniak Springs, Walton	584
Lake Butler, Union	577
Wauchula, Hardee	576
Maitland, Orange	575
Fleming Island, Clay	575
Holiday, Pasco	575
Jasper, Hamilton	575
Mount Dora, Lake	574
Orange City, Volusia	574
Eustis, Lake	569
Santa Rosa Beach, Walton	569
Madison, Madison	568
Missing, Collier	564
The Villages, Sumter	564
Coral, Dade	562
Palm City, Martin	561
Uleta, Dade	554
Olympia Heights, Dade	553
Winter Springs, Seminole	551
Missing, Duval	549
Dover, Hillsborough	544
New Smyrna Beach, Volusia	533
Titusville, Brevard	532
Dunedin, Pinellas	531
Bonifay, Holmes	525
Key Biscayne, Dade	522
Rockledge, Brevard	519
Havana, Gadsden	517
Parrish, Manatee	513
South Bay, Palm Beach	510
Dania, Broward	510
Groveland, Lake	504
Gibsonton, Hillsborough	498
Missing, Orange	493
Parkland, Broward	493
Wewahitchka, Gulf	484
Chattahoochee, Gadsden	478
Cross City, Dixie	475
Lantana, Palm Beach	474
Esterro, Lee	471
Hobe Sound, Martin	467
Monticello, Jefferson	467
Odessa, Hillsborough	467
Pahokee, Palm Beach	463
Moore Haven, Glades	456
Maccleenny, Baker	444
Pace, Santa Rosa	424
Missing, Polk	423
Missing, Santa Rosa	416
Palm Springs, Palm Beach	416
Missing, Pasco	411
Lithia, Hillsborough	410
Lauderdale Lakes, Broward	406
Missing, St. Lucie	404

# COVID-19: characteristics of 673,194 Florida resident cases

Data through Sep 18, 2020 verified as of Sep 19, 2020 at 09:25 AM

Data in this report are provisional and subject to change.

The table below includes the cities and counties of residence for cases in Florida residents based on the patient's ZIP Code. Note that city is not always received as part of the initial notification and may be missing while the case is being investigated.

City and county	Cases
Wildwood, Sumter	403
Fellsmere, Indian River	402
Missing, St. Johns	397
South Miami, Dade	397
Crescent City, Putnam	396
Debary, Volusia	392
Bristol, Liberty	389
Atlantic Beach, Duval	388
Sun City Center, Hillsborough	388
Oldsmar, Pinellas	383
Coleman, Sumter	382
Alachua, Alachua	382
Carrabelle, Franklin	376
Blountstown, Calhoun	376
Polk City, Polk	372
Pinecrest, Dade	372
Summerfield, Marion	362
Yulee, Nassau	362
Lauderhill, Broward	360
Lake Placid, Highlands	358
Missing, Volusia	351
Frostproof, Polk	351
Bellevue, Marion	349
North Palm Beach, Palm Beach	348
Crystal River, Citrus	346
Sweetwater, Dade	332
Apollo Beach, Hillsborough	326
Callahan, Nassau	323
Sebastian, Indian River	317
Florida State University, Leon	315
Williston, Levy	312
Dunnellon, Marion	311
Ponte Vedra, St. Johns	311
Fort Meade, Polk	305
Bowling Green, Hardee	305
Ellenton, Manatee	304
Hilliard, Nassau	295
Missing, Citrus	293
Homosassa, Citrus	292
Wilton Manors, Broward	290
Safety Harbor, Pinellas	289
Newberry, Alachua	288
Lady Lake, Lake	288
Bushnell, Sumter	287
Fisher Island, Dade	287
Trenton, Gilchrist	286
Jensen Beach, Martin	282
Missing, Hendry	279
Old Town, Dixie	279
Chiefland, Levy	271
Missing, Marion	270
Missing, Brevard	265
Sneads, Jackson	258
Missing, Osceola	258
Port Saint Joe, Gulf	256
Key Largo, Monroe	254
Lecanto, Citrus	251
Malone, Jackson	246
Mary Esther, Okaloosa	240

# COVID-19: characteristics of 673,194 Florida resident cases

Data through Sep 18, 2020 verified as of Sep 19, 2020 at 09:25 AM

Data in this report are provisional and subject to change.

The table below includes the cities and counties of residence for cases in Florida residents based on the patient's ZIP Code. Note that city is not always received as part of the initial notification and may be missing while the case is being investigated.

City and county	Cases
Freeport, Walton	235
Missing, Hernando	235
Edgewater, Volusia	233
Raiford, Union	233
Beverly Hills, Citrus	231
Lake Alfred, Polk	230
Shalimar, Okaloosa	229
Centerville, Leon	228
Mascotte, Lake	228
Missing, Hardee	227
Missing, Madison	215
Missing, Seminole	214
Thonotosassa, Hillsborough	214
Southwest Ranches, Broward	213
Palmetto Bay, Dade	209
Missing, Highlands	207
Minneola, Lake	205
Keystone Heights, Clay	203
Bronson, Levy	203
Jacksonville, St. Johns	200
Satellite Beach, Brevard	200
Marco Island, Collier	196
Spring Hill, Pasco	192
Marathon, Monroe	191
Belle Isle, Orange	191
Glen Saint Mary, Baker	190
Dunnellon, Citrus	188
Oakland, Orange	187
Cocoa Beach, Brevard	183
Missing, Lake	181
Citra, Marion	177
Fort White, Columbia	176
West Melbourne, Brevard	176
Nokomis, Sarasota	174
Missing, Sarasota	173
Midway, Gadsden	172
Cottondale, Jackson	172
Missing, Nassau	170
Missing, Indian River	170
Neptune Beach, Duval	169
Myakka City, Manatee	166
Pierson, Volusia	165
Missing, Okaloosa	162
Sorrento, Lake	162
High Springs, Alachua	159
Missing, Monroe	157
Hernando, Citrus	157
Missing, Desoto	153
Lake Park, Palm Beach	153
Bell, Gilchrist	153
Missing, Pinellas	152
Englewood, Charlotte	150
Missing, Martin	150
Haverhill, Palm Beach	149
Umatilla, Lake	149
Miramar Beach, Walton	148
Indialantic, Brevard	147
Jennings, Hamilton	146
Clearwater Beach, Pinellas	146

# COVID-19: characteristics of 673,194 Florida resident cases

Data through Sep 18, 2020 verified as of Sep 19, 2020 at 09:25 AM

Data in this report are provisional and subject to change.

The table below includes the cities and counties of residence for cases in Florida residents based on the patient's ZIP Code. Note that city is not always received as part of the initial notification and may be missing while the case is being investigated.

City and county	Cases
Jay, Santa Rosa	145
Zolfo Springs, Hardee	143
Fruitland Park, Lake	143
Molino, Escambia	142
De Leon Springs, Volusia	140
Gulfport, Pinellas	139
Tavernier, Monroe	138
Edgewood, Orange	138
Missing, Lee	137
South Daytona, Volusia	137
Holly Hill, Volusia	135
Silver Springs, Marion	134
Missing, Clay	132
Missing, Wakulla	131
Palm Beach, Palm Beach	130
Bunnell, Flagler	129
Kenneth City, Pinellas	128
Missing, Flagler	126
Youngstown, Bay	126
Oxford, Sumter	124
Medley, Dade	124
Branford, Suwannee	124
Flagler Beach, Flagler	123
Gretna, Gadsden	122
Englewood, Sarasota	122
Lawtey, Bradford	121
Bay Harbor Islands, Dade	121
East Palatka, Putnam	119
Missing, Jackson	118
Alva, Lee	118
Tequesta, Palm Beach	117
Greenville, Madison	116
Trinity, Pasco	115
Montverde, Lake	112
Missing, Leon	112
Missing, Gulf	112
Weeki Wachee, Hernando	110
Interlachen, Putnam	109
Missing, Gadsden	109
Eagle Lake, Polk	108
Greenwood, Jackson	108
Altha, Calhoun	107
Ocklawaha, Marion	107
Archer, Alachua	104
Missing, Levy	103
South Pasadena, Pinellas	102
Dundee, Polk	101
Floral City, Citrus	98
O'Brien, Suwannee	97
Hawthorne, Alachua	96
Missing, Baker	96
Apalachicola, Franklin	96
White Springs, Hamilton	95
Missing, Bradford	95
Gotha, Orange	94
Hiawassee, Orange	93
Baker, Okaloosa	93
Rotunda West, Charlotte	93
Cape Canaveral, Brevard	91

# COVID-19: characteristics of 673,194 Florida resident cases

Data through Sep 18, 2020 verified as of Sep 19, 2020 at 09:25 AM

Data in this report are provisional and subject to change.

The table below includes the cities and counties of residence for cases in Florida residents based on the patient's ZIP Code. Note that city is not always received as part of the initial notification and may be missing while the case is being investigated.

City and county	Cases
Azalea Park, Orange	91
Satsuma, Putnam	91
Missing, Washington	91
Missing, Manatee	90
Mims, Brevard	90
Southport, Bay	87
Missing, Sumter	87
Webster, Sumter	86
Fort Myers Beach, Lee	86
Osprey, Sarasota	85
Melbourne Beach, Brevard	85
Geneva, Seminole	84
Melrose, Putnam	84
Zellwood, Orange	83
Clair-Mel City, Hillsborough	83
Lake Panasoffkee, Sumter	82
Hastings, St. Johns	82
Chuluota, Seminole	81
Missing, Calhoun	78
Ave Maria, Collier	76
Vernon, Washington	76
Missing, Walton	76
Grand Ridge, Jackson	75
Reddick, Marion	75
Pomona Park, Putnam	75
Alford, Jackson	75
Missing, Okeechobee	75
Missing, Escambia	74
Indian Harbour Beach, Brevard	74
Grand Island, Lake	73
Missing, Taylor	72
Eastpoint, Franklin	72
Missing, Suwannee	71
Missing, Bay	69
Mcdavid, Escambia	68
Indian Rocks Beach, Pinellas	67
Lee, Madison	66
Avon Park, Polk	66
Lockhart, Orange	66
Fountain, Bay	65
Wellborn, Suwannee	65
Missing, Holmes	64
Westville, Holmes	64
Eglin Air Force Base, Okaloosa	63
San Antonio, Pasco	62
Mcalpin, Suwannee	62
Lakewood Ranch, Manatee	61
Elkton, St. Johns	61
West Miami, Dade	61
Astatula, Lake	60
Anthony, Marion	60
Morrison, Levy	59
Juno Beach, Palm Beach	59
Surfside, Dade	58
Ponce De Leon, Holmes	57
Missing, Gilchrist	56
Cloud Lake, Palm Beach	56
Celebration, Osceola	56
Bay Lake, Orange	55

# COVID-19: characteristics of 673,194 Florida resident cases

Data through Sep 18, 2020 verified as of Sep 19, 2020 at 09:25 AM

Data in this report are provisional and subject to change.

The table below includes the cities and counties of residence for cases in Florida residents based on the patient's ZIP Code. Note that city is not always received as part of the initial notification and may be missing while the case is being investigated.

City and county	Cases
Mangonia Park, Palm Beach	55
Greenacres, Palm Beach	55
Weirsdale, Marion	54
Temple Terrace, Hillsborough	54
Eatonville, Orange	54
Air Mail Facility, Dade	54
Islamorada, Monroe	54
Stock Island, Monroe	53
Valparaiso, Okaloosa	53
Bryceville, Nassau	52
Viera, Brevard	52
Inlet Beach, Walton	51
Poinciana, Polk	51
Missing, Dixie	51
Center Hill, Sumter	50
Missing, Liberty	50
Seville, Volusia	50
Caryville, Washington	49
Citrus Springs, Citrus	49
Bokeelia, Lee	48
Sanibel, Lee	48
Hosford, Liberty	47
Micanopy, Alachua	46
Bal Harbour, Dade	46
Lake Hamilton, Polk	46
Missing, Jefferson	46
Howey-In-The-Hills, Lake	46
Malabar, Brevard	45
Laurel Hill, Okaloosa	45
Fort McCoy, Marion	44
Babson Park, Polk	43
Lake Helen, Volusia	42
Missing, Alachua	42
Sumterville, Sumter	42
Fern Park, Seminole	41
Missing, Union	41
Atlantis, Palm Beach	41
Steinhatchee, Taylor	41
Carrollwood, Hillsborough	40
Christmas, Orange	40
Lauderdale By The Sea, Broward	39
Hallandale Beach, Broward	39
Missing, Franklin	39
Summerland Key, Monroe	38
Cutler Bay, Dade	38
Lady Lake, Sumter	38
Sebastian, Brevard	38
University Of Fl, Alachua	37
Belleair, Pinellas	37
Welaka, Putnam	36
San Mateo, Putnam	36
Brooker, Bradford	35
Big Pine Key, Monroe	35
Cinco Bayou, Okaloosa	34
Holt, Okaloosa	34
Princeton, Dade	34
Osteen, Volusia	34
Canal Point, Palm Beach	33
Madeira Beach, Pinellas	33



# COVID-19: characteristics of 673,194 Florida resident cases

Data through Sep 18, 2020 verified as of Sep 19, 2020 at 09:25 AM

Data in this report are provisional and subject to change.

The table below includes the cities and counties of residence for cases in Florida residents based on the patient's ZIP Code. Note that city is not always received as part of the initial notification and may be missing while the case is being investigated.

City and county	Cases
Flemington, Marion	33
Missing, Unknown	33
Lehigh, Lee	33
Odessa, Pasco	32
The Villages, Lake	32
Waldo, Alachua	32
Hypoluxo, Palm Beach	32
Yalaha, Lake	32
Dinsmore, Duval	32
Missing, Charlotte	31
Greensboro, Gadsden	31
Missing, Putnam	31
Astor, Lake	31
Saint James City, Lee	30
Manalapan, Palm Beach	30
Sopchoppy, Wakulla	30
Felda, Hendry	29
Destin, Walton	29
Grant-Valkaria, Brevard	29
Altoona, Lake	28
Panacea, Wakulla	28
Kendall, Dade	28
Palm Beach Shores, Palm Beach	28
Clarksville, Calhoun	28
Sewalls Point, Martin	27
Placida, Charlotte	27
Bradenton Beach, Manatee	27
Campbellton, Jackson	26
Paisley, Lake	26
Golden Beach, Dade	26
Ochopee, Collier	26
Belleair Beach, Pinellas	25
Patrick Air Force Base, Brevard	25
Oak Hill, Volusia	25
South Miami Heights, Dade	25
Matlacha, Lee	25
Missing, Lafayette	25
Naranja, Dade	25
Bascom, Jackson	25
Callaway, Bay	25
Holmes Beach, Manatee	25
Kindred, Osceola	24
Sunny Isles Beach, Dade	24
Longboat Key, Manatee	24
Florahome, Putnam	24
Missing, Columbia	24
Barefoot Bay, Brevard	24
Jupiter, Martin	23
Ponce Inlet, Volusia	23
Fruit Cove, St. Johns	23
Village Of Wellington, Palm Beach	23
Inglis, Levy	23
Hollister, Putnam	23
Crystal Beach, Pinellas	22
Baldwin, Duval	22
Hampton, Bradford	22
Florida Dept Of Corrections, Union	22
Singer Island, Palm Beach	21
Lamont, Jefferson	21

# COVID-19: characteristics of 673,194 Florida resident cases

Data through Sep 18, 2020 verified as of Sep 19, 2020 at 09:25 AM

Data in this report are provisional and subject to change.

The table below includes the cities and counties of residence for cases in Florida residents based on the patient's ZIP Code. Note that city is not always received as part of the initial notification and may be missing while the case is being investigated.

City and county	Cases
Palma Ceia, Hillsborough	21
University Of Central Florida, Orange	21
Pinetta, Madison	20
Florida State, Leon	19
Miami Springs, Dade	19
Missing, Glades	19
Highland Beach, Palm Beach	19
Georgetown, Putnam	19
Alafaya, Orange	18
West Panama City Beach, Bay	18
Waverly, Polk	18
Winter Park, Seminole	17
Hialeah Gardens, Dade	17
Tice, Lee	17
University Of Central Fl, Orange	17
Fort Denaud, Hendry	17
Walnut Hill, Escambia	17
Ona, Hardee	16
Santa Fe, Alachua	16
West Park, Broward	16
Harmony, Osceola	16
Bellview, Escambia	16
Okahumpka, Lake	16
Unknown, Orange	16
Tierra Verde, Pinellas	16
North Bay Village, Dade	15
Miami, Unknown	15
Lighthouse Point, Broward	15
Pensacola Beach, Santa Rosa	15
Saint Pete Beach, Pinellas	15
Miami Shores, Dade	15
Terra Ceia, Manatee	15
Balm, Hillsborough	15
Eaton Park, Polk	15
Dania Beach, Broward	15
Bay Pines, Pinellas	14
Kinard, Calhoun	14
Palm Shores, Brevard	14
Kissimmee, Orange	14
Tangerine, Orange	13
Intercession City, Osceola	13
North Redington Beach, Pinellas	13
Mexico Beach, Bay	13
Lutz, Pasco	13
Sydney, Hillsborough	13
Nocatee, Desoto	13
University Of Miami, Dade	13
Lorida, Highlands	13
Village Of Palmetto Bay, Dade	13
Sun City, Hillsborough	13
Ocean Ridge, Palm Beach	13
Tioga, Alachua	12
Goulds, Dade	12
Kenansville, Osceola	12
Tyndall Air Force Base, Bay	12
Bagdad, Santa Rosa	12
La Crosse, Alachua	12
Florida A And M University, Leon	12
Kathleen, Polk	11

# COVID-19: characteristics of 673,194 Florida resident cases

Data through Sep 18, 2020 verified as of Sep 19, 2020 at 09:25 AM

Data in this report are provisional and subject to change.

The table below includes the cities and counties of residence for cases in Florida residents based on the patient's ZIP Code. Note that city is not always received as part of the initial notification and may be missing while the case is being investigated.

City and county	Cases
Palmdale, Glades	11
Labelle, Glades	11
Key Colony Beach, Monroe	11
Orange Lake, Marion	11
Treasure Island, Pinellas	11
F M, Lee	11
Bayonet Point, Pasco	11
Homosassa Springs, Citrus	10
University Of South Florida, Hillsborough	10
Enterprise, Volusia	10
Lake Suzy, Desoto	10
Highland City, Polk	10
Buena Ventura Lakes, Osceola	10
South Palm Beach, Palm Beach	10
Unknown, Dade	10
Florida Gulf Coast Univ, Lee	10
North Venice, Sarasota	10
Reunion, Osceola	9
South Fort Myers, Lee	9
Horseshoe Beach, Dixie	9
Hurlburt Field, Okaloosa	9
Cedar Key, Levy	9
Dowling Park, Suwannee	9
Wabasso, Indian River	9
Branford, Lafayette	9
Aloma, Orange	8
University Of Tampa, Hillsborough	8
Eloise, Polk	8
Hernando Beach, Hernando	8
Lacoochee, Pasco	8
Perrine, Dade	8
Hialeah, Unknown	8
Sparr, Marion	8
Paxton, Walton	8
Penney Farms, Clay	8
Bradley, Polk	8
Micco, Brevard	8
Lake Como, Putnam	7
Candler, Marion	7
Jacksonville, Unknown	7
Plymouth, Orange	7
Loughman, Polk	7
Lake City, Suwannee	7
Pasadena, Pinellas	7
Wahneta, Polk	7
Venus, Highlands	7
West Delray Beach, Palm Beach	7
Mcintosh, Marion	7
Heathrow, Seminole	7
Goodland, Collier	7
Perdido Key, Escambia	7
Poinciana, Osceola	7
Salt Springs, Marion	7
Saint Marks, Wakulla	7
Gonzalez, Escambia	7
Tallevast, Manatee	7
Psl, Unknown	6
Steinhatchee, Dixie	6
Indian Lake Estates, Polk	6

# COVID-19: characteristics of 673,194 Florida resident cases

Data through Sep 18, 2020 verified as of Sep 19, 2020 at 09:25 AM

Data in this report are provisional and subject to change.

The table below includes the cities and counties of residence for cases in Florida residents based on the patient's ZIP Code. Note that city is not always received as part of the initial notification and may be missing while the case is being investigated.

City and county	Cases
Lulu, Columbia	6
Gulf Breeze, Escambia	6
Univ Of Fl Student Dorms, Alachua	6
New Smyrna, Volusia	6
Nichols, Polk	6
Evinston, Alachua	6
Altamonte Springs, Orange	6
Ebro, Washington	6
Bostwick, Putnam	6
Palma Sola, Manatee	6
Trilby, Pasco	6
Hallandale Beach, Broward	6
Boca Grande, Lee	5
Mango, Hillsborough	5
Parker, Bay	5
Lake Monroe, Seminole	5
Little Torch Key, Monroe	5
Lowell, Marion	5
Hawthorne, Putnam	5
Ferndale, Lake	5
Ponce De Leon, Walton	5
Maitland, Seminole	5
Homeland, Polk	5
Murdock, Charlotte	5
Wausau, Washington	5
Woodville, Leon	5
Yankeetown, Levy	5
Westlake, Palm Beach	5
Bonifay, Washington	5
Long Boat Key, Manatee	5
Mayport Naval Station, Duval	5
Nobleton, Hernando	5
Northdale, Hillsborough	5
Port Saint John, Brevard	5
Miromar Lakes, Lee	5
Gulf Hammock, Levy	5
Florida State Univ Admin, Leon	5
Rubonia, Manatee	5
Earleton, Alachua	5
Ft Pierce, St. Lucie	4
Maxville, Duval	4
Ozona, Pinellas	4
Ybor City, Hillsborough	4
White Springs, Columbia	4
Stetson University, Volusia	4
Oneco, Manatee	4
Fanning Springs, Gilchrist	4
City Of Sunrise, Broward	4
Gulf Stream, Palm Beach	4
Graham, Bradford	4
Indian River Shores, Indian River	4
Hollywood, Unknown	4
International Service Center, Dade	4
Westchase, Hillsborough	4
Orlando, Osceola	4
Florida International University, Dade	4
Durant, Hillsborough	4
Green Acres, Palm Beach	4
Alturas, Polk	4

# COVID-19: characteristics of 673,194 Florida resident cases

Data through Sep 18, 2020 verified as of Sep 19, 2020 at 09:25 AM

Data in this report are provisional and subject to change.

The table below includes the cities and counties of residence for cases in Florida residents based on the patient's ZIP Code. Note that city is not always received as part of the initial notification and may be missing while the case is being investigated.

City and county	Cases
Cudjoe Key, Monroe	4
Fort Charlotte, Charlotte	4
Anna Maria, Manatee	4
Duette, Manatee	4
Long Key, Monroe	4
Missing, Hamilton	4
Redington Shores, Pinellas	4
Belleair Bluffs, Pinellas	4
Apopka, Seminole	4
Laud-By-The-Sea, Broward	4
Ponte Vedra, Duval	4
University Park, Manatee	4
Valkaria, Brevard	4
The Villages, Marion	4
Siesta Key, Sarasota	4
Quail Heights, Dade	4
Saint Lucie West, St. Lucie	4
Ridge Manor, Pasco	4
Pembroke Park, Broward	4
Mayport, Duval	4
Shady Grove, Taylor	4
Buckingham, Lee	4
Cortez, Manatee	4
Graceville, Holmes	3
Jacksonville, Clay	3
Florence Villa, Polk	3
Pine Hills, Orange	3
Orlando, Unknown	3
Putnam Hall, Putnam	3
Trenton, Levy	3
Indian Shores, Pinellas	3
Lynbrook, Broward	3
Jensen Beach, St. Lucie	3
Captiva, Lee	3
Bonita Beach, Lee	3
Brooksville, Pasco	3
Fairfield, Marion	3
Fort Lauderdale, Unknown	3
Port Salerno, Martin	3
Margate, Unknown	3
Lealman, Pinellas	3
East Lake, Marion	3
Crystal Springs, Pasco	3
Daytona Beach Shores, Volusia	3
Deer Island, Lake	3
Cottondale, Washington	3
Bayshore Gardens, Manatee	3
Everglades City, Collier	3
Eglin, Okaloosa	3
Grove City, Charlotte	3
Champions Gate, Polk	3
Chokoloskee, Collier	3
Forest City, Orange	3
Fort Ogden, Desoto	3
Davenport, Osceola	3
Goldenrod, Seminole	3
Telogia, Liberty	3
Saint George Island, Franklin	3
Orlando, Brevard	3

# COVID-19: characteristics of 673,194 Florida resident cases

Data through Sep 18, 2020 verified as of Sep 19, 2020 at 09:25 AM

Data in this report are provisional and subject to change.

The table below includes the cities and counties of residence for cases in Florida residents based on the patient's ZIP Code. Note that city is not always received as part of the initial notification and may be missing while the case is being investigated.

City and county	Cases
Celebration, Orange	3
Citrus Hills, Citrus	3
Basinger, Okeechobee	3
Leisure City, Dade	3
Lauderhill, Unknown	3
El Jobean, Charlotte	3
Point Washington, Walton	3
Roseland, Indian River	3
West Palm Beach, Unknown	3
Saint Leo, Pasco	3
Virginia Gardens, Dade	3
Vernon, Bay	3
Holder, Citrus	3
Braden River, Manatee	3
Fpo, Duval	3
Elfers, Pasco	3
Cypress Gardens, Polk	3
Mayport Naval Housing, Duval	3
Mount Plymouth, Lake	3
Salem, Taylor	3
Sugarloaf, Monroe	3
Pensacola, Unknown	3
Pine Castle, Orange	3
Milligan, Okaloosa	3
Clarcona, Orange	3
San Carlos Park, Lee	3
Shady Hills, Pasco	3
Morrison, Marion	3
Lakeshore, Polk	3
Miami Gardens, Unknown	3
Mesa, Unknown	2
Longboat Key, Sarasota	2
Ormond Beach, Flagler	2
Sorrento, Orange	2
Pompano Beach, Unknown	2
Jacksonville Naval Hospital, Duval	2
Bayou George, Bay	2
Champions Gate, Osceola	2
Clewiston, Palm Beach	2
Cypress, Jackson	2
Deerfield Beach, Unknown	2
Miccosukee, Leon	2
Glenwood, Volusia	2
High Springs, Gilchrist	2
Lamont, Taylor	2
Rosemary Beach, Walton	2
Nalcrest, Polk	2
Unknown, Seminole	2
Samoset, Manatee	2
Sarasota, Unknown	2
Union Park, Orange	2
St Cloud, Orange	2
Orange Springs, Marion	2
Oakland Park, Unknown	2
Wakulla Springs, Wakulla	2
Sand Lake, Orange	2
Sugarloaf Key, Monroe	2
Mount Dora, Orange	2
Miami, Martin	2

# COVID-19: characteristics of 673,194 Florida resident cases

Data through Sep 18, 2020 verified as of Sep 19, 2020 at 09:25 AM

Data in this report are provisional and subject to change.

The table below includes the cities and counties of residence for cases in Florida residents based on the patient's ZIP Code. Note that city is not always received as part of the initial notification and may be missing while the case is being investigated.

City and county	Cases
Miramar, Unknown	2
Haines City, Orange	2
Jonesville, Alachua	2
Lake Butler, Bradford	2
Laurel Hill, Walton	2
Bella Collina, Lake	2
Dade City, Hernando	2
Scottsmoor, Brevard	2
Lanark Village, Franklin	2
Lake Harbor, Palm Beach	2
Florida Power & Light Co, Dade	2
Gibsonia, Polk	2
Bonita Springs, Collier	2
Destin, Unknown	2
Madison, Unknown	2
Redington Beach, Pinellas	2
Town N Country, Hillsborough	2
Wewahitchka, Calhoun	2
Archer, Levy	2
Hallandale Beach, Unknown	2
Loxahatchee Groves, Palm Beach	2
Upper Key Largo, Monroe	2
Ramrod Key, Monroe	2
Palm City, St. Lucie	2
River Ranch, Polk	2
Port Charlotte, Unknown	2
None, Dade	2
West Bradenton, Manatee	2
Ludlam, Dade	2
Laurel, Sarasota	2
Oklawaha, Marion	2
Tampa, Pinellas	2
Sunny Hills, Washington	2
Switzerland, St. Johns	2
Clermont, Polk	2
Doctors Inlet, Clay	2
Hollywood, Dade	2
Inlet Beach, Bay	2
Grandin, Putnam	2
Watersound, Walton	2
White City, Gulf	2
Worthington Springs, Union	1
Weston, Dade	1
Wesley Chapel, Alachua	1
Tewksbury, Orange	1
Hispanic, St. Lucie	1
Fort Pierce, Martin	1
Kissimmee, Brevard	1
Dade City, Hillsborough	1
Dallas, Lee	1
Deland, Lake	1
Estero, Collier	1
Fellsmeele, Brevard	1
Clermont, Orange	1
Carol Stream, Orange	1
99, Unknown	1
Boca Raton, Unknown	1
Aollywoss, Dade	1
Beverly Beach, Flagler	1

# COVID-19: characteristics of 673,194 Florida resident cases

Data through Sep 18, 2020 verified as of Sep 19, 2020 at 09:25 AM

Data in this report are provisional and subject to change.

The table below includes the cities and counties of residence for cases in Florida residents based on the patient's ZIP Code. Note that city is not always received as part of the initial notification and may be missing while the case is being investigated.

City and county	Cases
Tampa Palms, Hillsborough	1
South Daytona Beach, Volusia	1
San Antonio, Unknown	1
Tarpon Springs, Pasco	1
Unknown, Columbia	1
Olustee, Baker	1
Opalocka, Dade	1
Okeechobee, St. Lucie	1
Riverview, Unknown	1
Lecanto, Marion	1
Miamf, Dade	1
Pine Ridge, Citrus	1
Pineland, Lee	1
West Villages, Sarasota	1
Wintergarden, Orange	1
Newark, Broward	1
Niceville, Walton	1
No, Pasco	1
Port Everglades, Broward	1
Orlando, Lake	1
Middlesburg, Duval	1
Miami, Palm Beach	1
Mount Pleasant, Gadsden	1
Saint Augusaintine Beach, St. Johns	1
Saint Augustine Beach, St. Johns	1
Seven Springs, Pasco	1
Port Saint Lucie, Martin	1
Washington, Unknown	1
Unkown, Seminole	1
South Miami, Unknown	1
Spring Hill , Hernando	1
Tallahassee, Unknown	1
Lake Geneva, Clay	1
Harrison, Pinellas	1
Hailandale, Unknown	1
Immokalee, Lee	1
Homeless, Polk	1
Boca Raton, Orange	1
Fort Myers, Unknown	1
Fort Pierce, Unknown	1
Coconut Creek, Unknown	1
Davenport, Orange	1
Wilbur By The Sea, Volusia	1
Winter Garden, Lake	1
Winterpark, Unknown	1
Unknown Out Of Area, Duval	1
Valrico, Orange	1
Pt St Lucie, St. Lucie	1
Tampa, Orange	1
Orlando, Orange	1
Palm City, Unknown	1
Ocala, Unknown	1
Ocean Breeze, Martin	1
N/A, Duval	1
Melrose, Bradford	1
Miamt, Dade	1
Mid Florida, Seminole	1
Live Oak, Columbia	1
Lauderdale Hill, Unknown	1



# COVID-19: characteristics of 673,194 Florida resident cases

Data through Sep 18, 2020 verified as of Sep 19, 2020 at 09:25 AM

Data in this report are provisional and subject to change.

The table below includes the cities and counties of residence for cases in Florida residents based on the patient's ZIP Code. Note that city is not always received as part of the initial notification and may be missing while the case is being investigated.

City and county	Cases
Jacksonville, Dade	1
Innovation, Pasco	1
Bryn Mawr, Palm Beach	1
Bellmore, Orange	1
Apopka, Unknown	1
Alligator Point, Wakulla	1
Alys Beach, Bay	1
Amelia City, Nassau	1
Fortlauderdale, Unknown	1
Ft Pierce, Unknown	1
Garland, Orange	1
Eustic, Unknown	1
Everett, Dade	1
FI State Lot, Leon	1
Hallandate Ben, Unknown	1
Greenacres, Unknown	1
Homeless, Dade	1
Hickory, Lee	1
Hialeah, Broward	1
Los Angeles, Polk	1
Miami Granders, Dade	1
Grand Island, Unknown	1
Green, Clay	1
Fwb, Unknown	1
Gastonia, Polk	1
Hialean, Unknown	1
Hilliard, Dade	1
Holt, Unknown	1
Deltona , Volusia	1
Duke Field Air Force Station, Okaloosa	1
Dunnellon, Levy	1
Flagler Beach, Volusia	1
Brewton, Escambia	1
Cosselberry, Orange	1
Crestview, Dade	1
Dania, Unknown	1
Darien, Pasco	1
Bartow, Unknown	1
Boca Rotan, Unknown	1
Caryville, Holmes	1
Cassadaga, Volusia	1
Sea Ranch Lakes, Broward	1
Saint Petersburg, Dade	1
San Pedro Sula, Dade	1
Rosemary Beach, Bay	1
Saint Cloud, Orange	1
Port Charlotte Fl, Unknown	1
Seminole, Orange	1
Sumatra, Liberty	1
Wimauma, Manatee	1
Wayne, Dade	1
Palm Coast, Orange	1
Opa Locka, Unknown	1
Orange, Orange	1
Orl, Orange	1
East Rockland Key, Monroe	1
Fort Lauderdale, Dade	1
Apo, Collier	1
Arcadia, Unknown	1

# COVID-19: characteristics of 673,194 Florida resident cases

Data through Sep 18, 2020 verified as of Sep 19, 2020 at 09:25 AM

Data in this report are provisional and subject to change.

The table below includes the cities and counties of residence for cases in Florida residents based on the patient's ZIP Code. Note that city is not always received as part of the initial notification and may be missing while the case is being investigated.

City and county	Cases
Astor, Volusia	1
At Large, Broward	1
Austin, Dade	1
34986, St. Lucie	1
Boys Ranch, Suwannee	1
Big Torch Key, Monroe	1
Bonifay, Unknown	1
Litchfield Park, Unknown	1
Lake Worth, Unknown	1
Marathon Shores, Monroe	1
Julington Creek, St. Johns	1
Jupiter Island, Martin	1
Jena, Taylor	1
Na, Dade	1
Okeechobee, Highlands	1
Orange Park, Duval	1
Port St Luice, Unknown	1
Port St. Lucie, St. Lucie	1
Rices Landing, Dade	1
Palatka, Marion	1
Pensacola Naval Hospital, Escambia	1
Seacrest, Bay	1
Stiamk, Dade	1
Tavares, Unknown	1
Temple, Palm Beach	1
Unknown, Duval	1
Venice, Dade	1
West Hollywood, Broward	1
Webster, Hernando	1
Weston, Unknown	1
Winter Springs, Orange	1
Vernon, Walton	1
Unknown, Manatee	1
Windermere, Unknown	1
Xifamk, Dade	1
Okeechobee, Martin	1
Okeechobi, Unknown	1
North Lauderdale, Unknown	1
North Porte, Unknown	1
Notrealville, Polk	1
North Port, Manatee	1
Mount, Lake	1
Miami, Broward	1
Miamksaohes, Dade	1
Twenty-nine Palms, Broward	1
Sunrise, Unknown	1
Suwannee, Dixie	1
Syracuse, Unknown	1
Seguin, Unknown	1
Seacrest, Walton	1
San Fernando, Unknown	1
San Marcos, Unknown	1
Plantation, Leon	1
Pooler, Broward	1
Panomo City, Bay	1
Pensacola, Dade	1
Dade City, Unknown	1
Crestview, Walton	1
Fellsmere, Brevard	1

# COVID-19: characteristics of 673,194 Florida resident cases

Data through Sep 18, 2020 verified as of Sep 19, 2020 at 09:25 AM

Data in this report are provisional and subject to change.

The table below includes the cities and counties of residence for cases in Florida residents based on the patient's ZIP Code. Note that city is not always received as part of the initial notification and may be missing while the case is being investigated.

City and county	Cases
Fernandina, Nassau	1
Babcock Ranch, Lee	1
Hillsboro Beach, Broward	1
Greenville, Taylor	1
Island Grove, Alachua	1
Jupiter Inlet, Palm Beach	1
Indian Rock Beach, Pinellas	1
Lauderdale Lakes, Unknown	1
Kilgore, Dade	1
Metter, Manatee	1
Mexico Beach, Gulf	1
Miami Dade, Unknown	1
Westville, Walton	1
Venetian Islands, Dade	1
Venice, Manatee	1
Tamarac, Dade	1
Unkn, Duval	1
Northport, Sarasota	1
Other, Dade	1
Orange County, Seminole	1
Orl, Osceola	1
Saint Johns, Duval	1
Pass-A-Grille Beach, Pinellas	1
Pensacola Beach, Escambia	1
Rocky Point, Hillsborough	1
Land O Lakes, Hillsborough	1
Lakeland, Unknown	1
Hoclywsod, Dade	1
Kenilworth, Leon	1
Mckinney, Broward	1
Miamc, Dade	1
Layton, Monroe	1
Los Angeles, Dade	1
Coconut Ck, Unknown	1
Carl Fisher, Dade	1
Brooklyn, Lee	1
Apollo Beach, Manatee	1
Alpharetta, Broward	1
Garden City, Alachua	1
Franklin, Unknown	1
Hallandale, Unknown	1
Homeless, Hillsborough	1
Homeless, Pinellas	1
Hutchinson Island, St. Lucie	1
Cape Haze, Charlotte	1
Branford, Gilchrist	1
Davie, Unknown	1
Alva, Escambia	1
Babcock Ranch, Charlotte	1
Baker, Santa Rosa	1
Interlachen, Duval	1
Jacksonville Naval Air Station, Duval	1
Kissimmee, Unknown	1
Homossa, Orange	1
Hosford, Calhoun	1
Indian Creek Village, Dade	1
Hialeahgardens, Dade	1
Duck Key, Monroe	1
Perth Amboy, Hillsborough	1

# COVID-19: characteristics of 673,194 Florida resident cases

Data through Sep 18, 2020 verified as of Sep 19, 2020 at 09:25 AM

Data in this report are provisional and subject to change.

The table below includes the cities and counties of residence for cases in Florida residents based on the patient's ZIP Code. Note that city is not always received as part of the initial notification and may be missing while the case is being investigated.

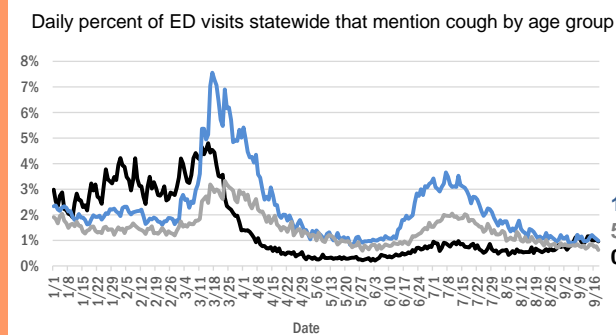
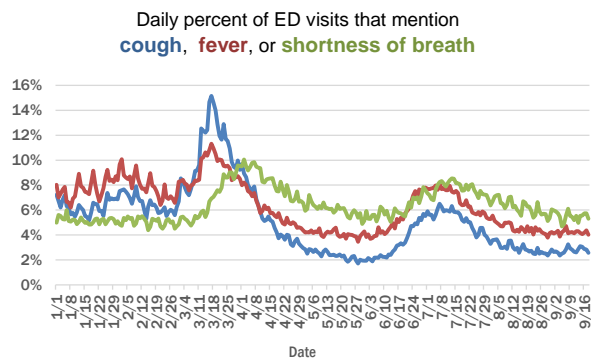
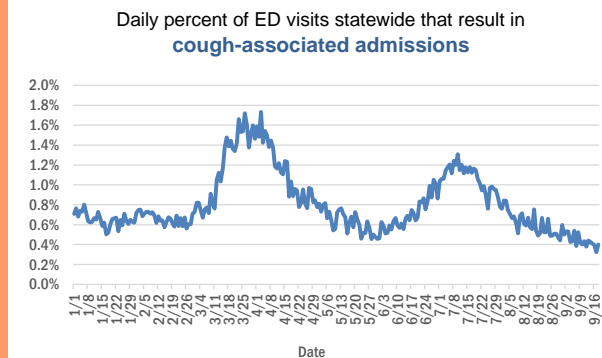
City and county	Cases
Panama City, Unknown	1
Punta Gorda, Unknown	1
Saint Lucie Village, St. Lucie	1
Sharpes, Brevard	1
Unk, Alachua	1
Unknown, Unknown	1
Oldsray, Manatee	1
North Fort Myers, Charlotte	1
North Laud, Unknown	1
Monroe, Hillsborough	1
Lucedale, St. Lucie	1
Jacksonville, Nassau	1
Miramar, Dade	1
Sunrtise, Dade	1
Watersound, Bay	1
Vero Beach, Unknown	1
Wtixrat, Dade	1
Yeehaw, Okeechobee	1
<b>Total</b>	<b>673,194</b>

# COVID-19: additional surveillance information

Data through Sep 18, 2020 verified as of Sep 19, 2020 at 09:25 AM

Data in this report are provisional and subject to change.

## Statewide emergency department (ED) chief complaint and admission data



The Electronic Surveillance System for the Early Notification of Community-Based Epidemics (ESSENCE-FL) includes chief complaint data from 211 of 212 Florida EDs. Data are transmitted electronically to ESSENCE-FL daily or hourly.

# COVID-19: All Florida residents with test results reported

Data through Sep 18, 2020 verified as of Sep 19, 2020 at 09:25 AM

Data in this report are provisional and subject to change.

The table below includes persons with laboratory results that the Department of Health has received electronically or by mail/fax for Florida residents.

County	Awaiting testing	Inconclusive	Negative	Positive	Percent positive	Total tested
Dade	513	2,006	714,387	165,423	19%	881,816
Broward	104	879	470,206	74,884	14%	545,969
Palm Beach	333	617	307,354	44,752	13%	352,723
Hillsborough	352	531	263,062	40,387	13%	303,980
Orange	413	302	295,636	38,383	11%	334,321
Duval	230	228	232,873	28,922	11%	262,023
Pinellas	9	135	190,499	21,292	10%	211,926
Lee	31	106	118,904	19,579	14%	138,589
Polk	77	105	109,570	18,967	15%	128,642
Collier	49	87	63,533	12,309	16%	75,929
Osceola	195	130	68,306	11,961	15%	80,397
Manatee	20	79	91,909	11,040	11%	103,028
Escambia	4	57	75,345	10,948	13%	86,350
Volusia	91	120	81,606	10,427	11%	92,153
Leon	19	140	74,097	9,547	11%	83,784
Marion	16	111	60,772	9,384	13%	70,267
Seminole	125	70	72,892	8,757	11%	81,719
Pasco	132	57	78,181	8,756	10%	86,994
Brevard	28	59	93,528	8,325	8%	101,912
Sarasota	19	62	83,298	7,783	9%	91,143
St. Lucie	265	52	50,610	7,760	13%	58,422
Alachua	25	29	86,921	7,281	8%	94,231
Lake	187	104	74,996	7,211	9%	82,311
Bay	18	67	27,323	5,713	17%	33,103
Santa Rosa	40	38	30,439	5,150	14%	35,627
St. Johns	44	35	48,371	4,969	9%	53,375
Clay	17	25	41,165	4,750	10%	45,940
Okaloosa	35	48	31,146	4,694	13%	35,888
Martin	49	47	29,171	4,692	14%	33,910
Columbia	5	56	13,173	3,614	21%	16,843
Indian River	56	18	31,042	3,049	9%	34,109
Hernando	4	17	23,538	2,982	11%	26,537
Charlotte	6	37	29,374	2,936	9%	32,347
Gadsden	6	38	13,439	2,685	17%	16,162
Jackson	25	12	13,584	2,680	16%	16,276
Citrus	65	10	22,283	2,598	10%	24,891
Suwannee	3	49	8,248	2,578	24%	10,875
Sumter	28	30	20,858	2,145	9%	23,033
Highlands	11	10	18,313	2,057	10%	20,380
Hendry		19	7,857	2,041	21%	9,917
Putnam	12	12	14,616	2,040	12%	16,668
Nassau	43	18	18,067	1,871	9%	19,956
Monroe	48	12	15,333	1,774	10%	17,119
Walton	1	36	10,726	1,719	14%	12,481
Flagler	13	18	17,824	1,628	8%	19,470
Desoto	6	8	9,307	1,542	14%	10,857
Okeechobee	4	13	9,216	1,439	13%	10,668

# COVID-19: All Florida residents with test results reported

Data through Sep 18, 2020 verified as of Sep 19, 2020 at 09:25 AM

Data in this report are provisional and subject to change.

The table below includes persons with laboratory results that the Department of Health has received electronically or by mail/fax for Florida residents.

County	Awaiting testing	Inconclusive	Negative	Positive	Percent positive	Total tested
Baker	35	26	6,121	1,400	19%	7,547
Taylor	7	29	5,100	1,283	20%	6,412
Hardee	3	9	6,412	1,267	16%	7,688
Lafayette	3	12	1,426	1,230	46%	2,668
Wakulla	4	38	8,836	1,073	11%	9,947
Washington	12	20	5,842	1,045	15%	6,907
Bradford	2	20	5,527	1,016	15%	6,563
Levy		8	7,180	996	12%	8,184
Madison	1	11	4,954	985	17%	5,950
Union		18	8,653	874	9%	9,545
Gulf	4	5	4,798	855	15%	5,658
Dixie	1	12	4,372	821	16%	5,205
Hamilton	1	2	4,618	820	15%	5,440
Holmes	2	10	4,490	714	14%	5,214
Calhoun	1	10	4,261	606	12%	4,877
Franklin	5	7	4,259	588	12%	4,854
Jefferson		15	3,152	534	14%	3,701
Gilchrist	1	9	4,060	502	11%	4,571
Glades		1	889	497	36%	1,387
Liberty	1		2,957	490	14%	3,447
Unknown	1	36	13,919	174	1%	14,129
<b>Total</b>	<b>3,860</b>	<b>7,037</b>	<b>4,374,724</b>	<b>673,194</b>	<b>13%</b>	<b>5,054,955</b>

# COVID-19: testing by laboratory

Data through Sep 18, 2020 verified as of Sep 19, 2020 at 09:25 AM

Data in this report are provisional and subject to change.

The numbers in the table below represent the number of Florida and non-Florida residents for whom test results were received by the Department of Health. A person can be tested by more than one laboratory and can have both positive and negative results. **Therefore, the sum of the numbers in each column will be larger than the total number of people tested.**

Reporting lab	Inconclusive	Negative	Positive	Percent positive	Total
LABORATORY CORPORATION OF AMERICA	1,519	886,167	117,329	12%	1,005,015
QUEST DIAGNOSTICS - TAMPA	7,246	811,886	117,175	13%	936,307
BIO REFERENCE LABORATORIES, INC	7,066	556,761	107,242	16%	671,069
GENETWORK	662	390,610	32,877	8%	424,149
CURATIVE LABS	5,672	347,205	35,951	9%	388,828
REALTOX LABS LLC	3,317	260,484	45,132	15%	308,933
NORTHWEST LABORATORY	236	118,043	6,267	5%	124,546
ELABNETWORK	875	113,873	9,521	8%	124,269
ADVENT HEALTH LAB	112	101,338	14,168	12%	115,618
MEDICAL DIAGNOSTIC LABORATORIES	891	91,612	13,227	13%	105,730
MAKO GENOMICS	5,178	85,313	15,033	14%	105,524
KORVALABS, INC	1,234	88,334	4,475	5%	94,043
MAYO CLINIC LABORATORIES	216	75,526	7,706	9%	83,448
BIOCOLLECTIONS WORLDWIDE, INC	455	67,840	10,215	13%	78,510
MEMORIAL REGIONAL HOSPITAL SOUTH	20	59,380	13,760	19%	73,160
BAYCARE LABORATORIES LLC	374	66,074	6,067	8%	72,515
QUEST DIAGNOSTICS NICHOLS INSTITUTE, INC.	324	62,304	8,112	11%	70,740
BPHL-JACKSONVILLE	17	60,148	10,451	15%	70,616
RCA LABORATORY SERVICES, LLC		63,223	2,703	4%	65,926
SACRED HEART HOSPITAL LABORATORY	2	56,631	7,047	11%	63,680
Florida_Hospital	60	47,800	5,285	10%	53,145
DIATHERIX LABORATORIES		45,883	6,368	12%	52,251
UF PATHLABS	33	48,903	3,212	6%	52,148
ORLANDO REG MED CENTER CLINICAL LAB	511	45,054	6,035	12%	51,600
TAMPA GENERAL HOSPITAL	4	47,701	3,642	7%	51,347
BPHL-MIAMI	220	39,513	8,436	18%	48,169
TESTING MATTERS INC		41,136	5,243	11%	46,379
ARUP LABORATORIES		40,822	2,625	6%	43,447
SUNPATH MEDICAL DIAGNOSTICS LABORATORY	305	36,248	5,729	14%	42,282
BPHL-TAMPA (SPECTRUM BLVD)	45	34,300	5,684	14%	40,029
VIRACOR-EUROFINS LABORATORIES		30,144	9,011	23%	39,155
JACKSON MEMORIAL HOSPITAL CLINICAL LAB	79	31,253	7,200	19%	38,532
IMPACT HEALTH BIOMETRIC TESTING, INC	311	32,096	4,072	11%	36,479
ST VINCENT'S MEDICAL CENTER - RIVERSIDE	1	31,057	3,672	11%	34,730
SHANDS AT THE UNIVERSITY OF FLORIDA	223	32,313	1,889	5%	34,425
LAKELAND REGIONAL MEDICAL CENTER	87	28,457	3,336	10%	31,880
AIT LABORATORIES		28,373	3,228	10%	31,601
AMERICAN HEALTH ASSOCIATES	8	26,649	2,640	9%	29,297
AKESOGEN		22,124	3,343	13%	25,467
TALLAHASSEE MEMORIAL HOSPITAL	94	20,124	2,528	11%	22,746
CAPE CORAL HOSPITAL CLINICAL LABORATORY	3	19,231	3,256	14%	22,490
WALGREENS	15	18,841	3,207	15%	22,063
BROWARD GENERAL MEDICAL CENTER-CLINICAL LAB	2	17,705	2,166	11%	19,873
BAPTIST HOSPITAL OF MIAMI CLINICAL LABORATORY	43	16,318	3,138	16%	19,499
BAPTIST MEDICAL CENTER JACKSONVILLE	1	18,308	1,165	6%	19,474
SHANDS JACKSONVILLE MEDICAL CENTER INC	32	16,525	1,502	8%	18,059



# COVID-19: testing by laboratory

Data through Sep 18, 2020 verified as of Sep 19, 2020 at 09:25 AM

Data in this report are provisional and subject to change.

The numbers in the table below represent the number of Florida and non-Florida residents for whom test results were received by the Department of Health. A person can be tested by more than one laboratory and can have both positive and negative results. **Therefore, the sum of the numbers in each column will be larger than the total number of people tested.**

Reporting lab	Inconclusive	Negative	Positive	Percent positive	Total
NIZNIK LAB CORP	348	11,439	5,055	30%	16,842
ADVENTHEALTH DAYTONA BEACH	32	15,053	1,123	7%	16,208
SARASOTA MEMORIAL HOSPITAL MAIN LAB	12	14,706	1,164	7%	15,882
APPLIED INGENUITY DIAGNOSTICS LLC		14,848	910	6%	15,758
HELIX	103	13,488	1,850	12%	15,441
FLORIDA HOSPITAL - TAMPA	37	13,847	1,337	9%	15,221
ECCO LAB GROUP CO	286	11,887	3,046	20%	15,219
STATLAB_MOBILE	1	13,842	1,366	9%	15,209
UNIVERSITY OF MIAMI HOSPITAL	10	13,141	1,817	12%	14,968
PALMETTO GENERAL HOSPITAL LAB	3	10,797	2,977	22%	13,777
MOUNT SINAI MEDICAL CENTER	6	12,232	1,354	10%	13,592
ACCESS DX LABORATORY	153	11,961	1,457	11%	13,571
NICKLAUS CHILDREN'S HOSPITAL	40	11,130	2,386	18%	13,556
NAPLES COMMUNITY HOSPITAL	48	12,084	1,392	10%	13,524
ST JOSEPHS HOSPITAL LABORATORY	12	11,791	1,704	13%	13,507
MILLENNIUM PHYSICIAN GROUP		11,264	2,087	16%	13,351
NORTH FLORIDA REGIONAL MEDICAL CENTER		11,494	1,316	10%	12,810
CLEVELAND CLINIC HOSPITAL LAB	4	11,132	1,213	10%	12,349
BIOCERNA LABS	409	9,566	1,491	13%	11,466
JFK MEDICAL CENTER LAB	1	9,720	1,663	15%	11,384
BRANDON REGIONAL HOSPITAL		9,564	1,578	14%	11,142
SOUTH MIAMI HOSPITAL LAB	20	9,785	1,331	12%	11,136
ABL MEDICAL CARE LLC		9,887	926	9%	10,813
SAINT MARY'S MEDICAL CENTER	15	9,407	1,379	13%	10,801
JUPITER MEDICAL CENTER LAB	43	9,482	1,110	10%	10,635
LARKIN COMMUNITY HOSPITAL INC DBA CARDIOTROPIC		6,822	3,621	35%	10,443
INTEGRATED REGIONAL LABORATORIES LLP		8,562	1,621	16%	10,183
QUEST NEW ENGLAND	35	8,657	1,009	10%	9,701
INDIAN RIVER MEDICAL CENTER LAB		9,123	559	6%	9,682
MORTON PLANT HOSPITAL-ADLER INSTITUTE	8	8,978	674	7%	9,660
WELLINGTON REGIONAL MED CTR LAB	4	8,399	1,218	13%	9,621
FLORIDA HOSPITAL WATERMAN LABORATORY	68	8,642	725	8%	9,435
DRS CLACK SPENCER WHITE & MCCORMACK PA D/B/A		8,394	841	9%	9,235
QUEST DIAGNOSTICS INFECTIOUS DISEASE INC	55	7,107	1,648	19%	8,810
PANCARE OF FLORIDA INC		8,021	659	8%	8,680
LABCORP BURLINGTON (LPP)	4	8,228	435	5%	8,667
LEESBURG REGIONAL MEDICAL CENTER		7,602	859	10%	8,461
MEMORIAL REGIONAL HOSPITAL CLINICAL LABORATORY	9	7,651	570	7%	8,230
HOMESTEAD HOSPITAL CLINICAL LABORATORY	14	6,375	1,699	21%	8,088
ARNOLD PALMER MEDICAL CENTER CLINICAL LAB		7,719	279	3%	7,998
COAST DIAGNOSTICS LLC	20	7,317	551	7%	7,888
FULGENT DIAGNOSTICS LABORATORY	178	6,984	551	7%	7,713
LARKIN COMMUNITY HOSPITAL	10	6,496	1,163	15%	7,669
DELRAY MEDICAL CENTER	3	6,726	791	11%	7,520

# COVID-19: testing by laboratory

Data through Sep 18, 2020 verified as of Sep 19, 2020 at 09:25 AM

Data in this report are provisional and subject to change.

The numbers in the table below represent the number of Florida and non-Florida residents for whom test results were received by the Department of Health. A person can be tested by more than one laboratory and can have both positive and negative results. **Therefore, the sum of the numbers in each column will be larger than the total number of people tested.**

Reporting lab	Inconclusive	Negative	Positive	Percent positive	Total
OSCEOLA REGIONAL MEDICAL CENTER	1	6,391	1,106	15%	7,498
BOSTON HEART DIAGNOSTICS CORP		6,359	1,013	14%	7,372
WEST KENDALL BAPTIST HOSPITAL LABORATORY	6	5,875	1,468	20%	7,349
LAWNWOOD REGIONAL MEDICAL CENTER	1	6,171	1,018	14%	7,190
MEMORIAL HOSPITAL JACKSONVILLE	8	5,714	1,429	20%	7,151
REAL DIAGNOSTICS	77	6,554	473	7%	7,104
Lee Memorial Hospital		5,491	1,595	23%	7,086
ST ANTHONY'S HOSPITAL LAB	11	6,200	787	11%	6,998
AEGIS SCIENCES CORPORATION	30	6,309	597	9%	6,936
WINTER HAVEN HOSPITAL CLINICAL LABORATORY	1	5,807	1,092	16%	6,900
BAPTIST HOSPITAL OF MIAMI MOLECULAR DIAGNOSTICS	58	5,836	846	13%	6,740
BAPTIST MEDICAL CENTER SOUTH		6,128	452	7%	6,580
LUMINUS DIAGNOSTICS		5,963	518	8%	6,481
GOOD SAMARITAN MEDICAL CENTER LAB	1	5,478	956	15%	6,435
PATIENTS FIRST LAKE ELLA MEDICAL CENTER PA		4,626	1,779	28%	6,405
QUEST DIAGNOSTICS - WEST HILLS	21	6,067	228	4%	6,316
ST JOSEPHS HOSPITAL	7	5,471	778	12%	6,256
ORANGE PARK MEDICAL CENTER	9	4,976	1,229	20%	6,214
MEASE COUNTRYSIDE LAB	1	5,635	563	9%	6,199
BETHESDA HOSPITAL EAST		5,530	632	10%	6,162
GULF COAST MEDICAL CENTER MICROLAB		4,574	1,413	24%	5,987
HALIFAX MEDICAL CENTER LAB	27	4,876	786	14%	5,689
FLORIDA HOSPITAL HEARTLAND MED CTR CLINICAL LAB	33	5,033	590	10%	5,656
WEST FLORIDA HOSPITAL LAB		4,521	1,132	20%	5,653
BAPTIST HOSPITAL LABORATORY	4	4,742	863	15%	5,609
EXACT SCIENCES LABORATORIES		5,120	394	7%	5,514
MANATEE MEMORIAL HOSPITAL		4,990	514	9%	5,504
WEST BOCA MEDICAL CENTER LAB		4,917	511	9%	5,428
QUEST DIAGNOSTICS	4	4,926	421	8%	5,351
QUEST DIAGNOSTICS NICHOLS INSTITUTE - SJC (ELR)	31	4,563	736	14%	5,330
THE VILLAGES REGIONAL HOSPITAL		4,957	368	7%	5,325
CORAL GABLES HOSPITAL CLINICAL LABORATORY		4,182	1,121	21%	5,303
WESTSIDE REGIONAL MED CTR	2	4,332	968	18%	5,302
ADVENTHEALTH WESLEY CHAPEL	14	4,831	406	8%	5,251
LARGO MEDICAL CENTER		4,596	618	12%	5,214
HEALTH PARK MEDICAL CENTER CLINICAL LAB		4,228	913	18%	5,141
NORTHWEST MEDICAL CENTER	1	4,071	1,049	20%	5,121
PALM BEACH GARDENS MEDICAL CTR LAB		4,655	464	9%	5,119
OAK HILL HOSPITAL		4,543	571	11%	5,114
MARTIN HOSPITAL SOUTH LAB		4,763	279	6%	5,042
DOCTORS HOSPITAL	2	4,111	923	18%	5,036
INGENIOUS PERSONALIZED MEDICINE	50	3,773	1,192	24%	5,015
NCH NORTH NAPLES HOSPITAL LAB	11	4,262	661	13%	4,934
MERCY HOSPITAL A CAMPUS OF PLANTATION GEN HOSP LAB	1	3,751	1,174	24%	4,926

# COVID-19: testing by laboratory

Data through Sep 18, 2020 verified as of Sep 19, 2020 at 09:25 AM

Data in this report are provisional and subject to change.

The numbers in the table below represent the number of Florida and non-Florida residents for whom test results were received by the Department of Health. A person can be tested by more than one laboratory and can have both positive and negative results. **Therefore, the sum of the numbers in each column will be larger than the total number of people tested.**

Reporting lab	Inconclusive	Negative	Positive	Percent positive	Total
Capital Regional Medical Ctr		3,869	996	20%	4,865
AVENTURA HOSPITAL LAB		3,648	1,144	24%	4,792
FLORIDA HOSPITAL FLAGLER	28	4,384	316	7%	4,728
RUTGERS CLINICAL GENOMICS LABORATORY	10	4,480	190	4%	4,680
CORAL SPRINGS MED CTR		4,120	458	10%	4,578
PALMS WEST HOSPITAL LAB	2	3,663	890	20%	4,555
FLORIDA HOSPITAL ZEPHYRHILLS	10	4,219	323	7%	4,552
FLORIDA MEDICAL CENTER - A CAMPUS OF NORTH SHORE	2	3,883	634	14%	4,519
BROWARD HEALTH NORTH CLINICAL LABORATORY		3,906	601	13%	4,507
NORTH SHORE MEDICAL CENTER		3,560	940	21%	4,500
BLAKE MEDICAL CENTER		3,764	728	16%	4,492
MEMORIAL HOSPITAL WEST LABORATORY SERVICES	13	3,949	441	10%	4,403
INFORM DIAGNOSTICS, INC		4,144	219	5%	4,363
FLORIDA HOSPITAL DELAND	9	3,635	642	15%	4,286
AVECINA MEDICAL OAKLEAF	1	3,684	575	13%	4,260
FLORIDA HOSPITAL OF CARROLLWOOD	22	3,664	523	12%	4,209
REGIONAL MEDICAL CENTER BAYONET POINT	2	3,858	325	8%	4,185
PLANTATION GENERAL HOSPITAL		3,233	904	22%	4,137
MEDICAL CENTER OF TRINITY CLINICAL LABORATORY		3,515	518	13%	4,033
NEMOURS CHILDRENS HOSPITAL		3,922	108	3%	4,030
CLEVELAND CLINIC MARTIN SOUTH HOSPITAL		3,658	360	9%	4,018
NORTHSIDE HOSPITAL AND HEART INSTITUTE		3,512	486	12%	3,998
BAYFRONT MEDICAL CENTER	12	3,041	945	24%	3,998
LAKE CITY MEDICAL CENTER		2,990	871	23%	3,861
MOFFITT CANCER CENTER	5	3,716	74	2%	3,795
FULGENT DIAGNOSTICS	89	3,445	235	6%	3,769
DR. P. PHILLIPS HOSPITAL		3,559	158	4%	3,717
OCALA REGIONAL MEDICAL CENTER		3,210	473	13%	3,683
ALL CHILDREN'S HOSPITAL LAB		3,423	207	6%	3,630
CARDIOTROPIC LABS	81	2,795	723	20%	3,599
BAPTIST MEDICAL CENTER - BEACHES		3,337	230	6%	3,567
ACCESS MEDICAL LABORATORIES		2,290	1,262	36%	3,552
CENTRAL FLORIDA REGIONAL HOSPITAL		3,098	437	12%	3,535
NEW YORK STATE ELR - SUNRISE MEDICAL LABORATORIES		3,366	79	2%	3,445
MORTON PLANT-MEASE	1	3,131	241	7%	3,373
GULF COAST MEDICAL CENTER LAB		2,656	708	21%	3,364
LEON MEDICAL CENTERS LLC		2,734	628	19%	3,362
AVECINA MEDICAL - SOUTHSIDE BLVD	14	3,205	129	4%	3,348
NIGHT LITE PEDIATRICS	1	2,412	928	28%	3,341
UHEALTH CORAL GABLES/LENNAR MED CTR		3,170	155	5%	3,325
LAKEWOOD RANCH MEDICAL CENTER		3,050	273	8%	3,323
ST JOSEPHS NORTH HOSPITAL LAB		2,933	365	11%	3,298
IMPERIAL POINT MEDICAL CENTER		2,994	295	9%	3,289
SOUTH LAKE HOSPITAL		3,003	159	5%	3,162
ST LUCIE MEDICAL CENTER		2,470	597	19%	3,067
SOUTH FLORIDA BAPTIST HOSPITAL MICRO	1	2,561	430	14%	2,992

# COVID-19: testing by laboratory

Data through Sep 18, 2020 verified as of Sep 19, 2020 at 09:25 AM

Data in this report are provisional and subject to change.

The numbers in the table below represent the number of Florida and non-Florida residents for whom test results were received by the Department of Health. A person can be tested by more than one laboratory and can have both positive and negative results. **Therefore, the sum of the numbers in each column will be larger than the total number of people tested.**

Reporting lab	Inconclusive	Negative	Positive	Percent positive	Total
POINCIANA MEDICAL CENTER		2,215	754	25%	2,969
WEST MARION COMMUNITY HOSPITAL LAB		2,565	397	13%	2,962
NONA SCIENTIFIC	3	2,453	453	16%	2,909
VISTA CLINICAL		1,256	1,652	57%	2,908
BAPTIST MEDICAL CENTER - NASSAU		2,713	140	5%	2,853
FLORIDA HOSPITAL FISH MEMORIAL	18	2,420	376	13%	2,814
HEALTHQUEST ESOTERICS		1,857	957	34%	2,814
PHYSICIANS REGIONAL MEDICAL CENTER - PINE RIDGE RD		2,280	505	18%	2,785
SOUTH SEMINOLE HOSPITAL LABORATORY		2,665	110	4%	2,775
AVECINA MEDICAL JULINGTON	2	2,372	319	12%	2,693
WEST PALM HOSPITAL LAB		2,323	348	13%	2,671
FLORIDA HOSPITAL NORTH PINELLAS	11	2,456	185	7%	2,652
ANNE BATES LEACH EYE HOSPITAL/ ABLEH MICROBIOLOGY LABORATORY		2,588	56	2%	2,644
UNIVERSITY HOSPITAL AND MEDICAL CENTER		2,005	638	24%	2,643
WESTCHESTER HOSPITAL	22	2,162	446	17%	2,630
QUEST DIAGNOSTICS - ATLANTA	4	2,227	290	12%	2,521
WALGREENS OAKLAND PARK	4	2,251	241	10%	2,496
CLEVELAND CLINIC TRADITION HOSPITAL		2,246	236	10%	2,482
MEDCOMP SCIENCES LLC	29	1,296	1,116	46%	2,441
HIALEAH HOSPITAL	4	1,885	521	22%	2,410
MEMORIAL HOSPITAL MICRO		2,158	230	10%	2,388
WALGREEN CO	2	2,090	275	12%	2,367
PWN HEALTH	9	1,693	660	28%	2,362
ST PETERSBURG GENERAL HOSPITAL		1,781	501	22%	2,282
ADVENTHEALTH OCALA LABORATORY		1,888	349	16%	2,237
GENE BY GENE, GENOMICS RESEARCH CENTER LAB	31	2,134	69	3%	2,234
AVERO DIAGNOSTICS - IRVING		2,060	153	7%	2,213
FORT WALTON BEACH MEDICAL CENTER		1,874	332	15%	2,206
BAPTIST NORTH EMERGENCY CENTER		1,657	521	24%	2,178
MEMORIAL HOSPITAL- MIRAMAR	11	1,954	171	8%	2,136
MEASE DUNEDIN HOSPITAL	4	1,931	191	9%	2,126
QUEST DIAGNOSTICS LENEXA	19	1,910	189	9%	2,118
CLEVELAND CLINIC MARTIN NORTH HOSPITAL		1,883	231	11%	2,114
CITRUS MEMORIAL HOSPITAL LABORATORY		1,878	168	8%	2,046
RAULERSON HOSPITAL		1,671	337	17%	2,008
OVIEDO MEDICAL CENTER		1,711	296	15%	2,007
DOCTORS HOSPITAL OF SARASOTA CLINICAL LABORATORY		1,803	195	10%	1,998
HOLIDAY CVS LLC		1,939	43	2%	1,982
LEE HEALTH COCONUT POINT CLINICAL LAB	2	1,459	355	20%	1,816
PALMS OF PASADENA HOSPITAL		1,558	241	13%	1,799
MEMORIAL HOSPITAL PEMBROKE	3	1,578	216	12%	1,797
PUTNAM COMMUNITY MEDICAL CENTER		1,522	235	13%	1,757
NIGHT LITE PEDIATRICS URGENT CARE		1,473	273	16%	1,746
P4 CLINICAL, LLC	26	1,464	196	12%	1,686
SOUTH BAY HOSPITAL MICRO		1,416	263	16%	1,679
BETHESDA HOSPITAL WEST		1,517	159	9%	1,676

# COVID-19: testing by laboratory

Data through Sep 18, 2020 verified as of Sep 19, 2020 at 09:25 AM

Data in this report are provisional and subject to change.

The numbers in the table below represent the number of Florida and non-Florida residents for whom test results were received by the Department of Health. A person can be tested by more than one laboratory and can have both positive and negative results. **Therefore, the sum of the numbers in each column will be larger than the total number of people tested.**

Reporting lab	Inconclusive	Negative	Positive	Percent positive	Total
TWIN CITIES HOSPITAL	1	1,469	156	10%	1,626
LOWER KEYS MEDICAL CENTER		1,449	139	9%	1,588
PHYSICIANS REGIONAL MEDICAL CENTER - COLLIER BLVD	1	1,225	350	22%	1,576
BARTOW REGIONAL MEDICAL CENTER	1	1,334	221	14%	1,556
OPTEO LABORATORY		1,506	30	2%	1,536
SYNERGY LABORATORIES	7	1,342	145	10%	1,494
LAKESIDE MEDICAL CENTER		1,043	376	26%	1,419
HOLY CROSS HOSPITAL CLINICAL LAB	1	1,359	41	3%	1,401
QUEST DIAGNOSTICS - MIRAMAR	6	365	1,019	73%	1,390
BMCT Molecular Diagnostics Subsection		1,140	243	18%	1,383
SACRED HEART-EMERALD COAST		1,142	200	15%	1,342
ST VINCENT'S MEDICAL CENTER - SOUTHSIDE		1,308	27	2%	1,335
UNIVERSITY OF MIAMI HOSPITAL & CLINICS	2	1,245	65	5%	1,312
QUEST DIAGNOSTICS WOOD DALE	3	1,205	91	7%	1,299
AVENTUS BIOLABS	1	745	547	42%	1,293
UNITED CLINICAL LABORATORY LLC	2	543	728	57%	1,273
PATIENTS CHOICE LABORATORIES		742	531	42%	1,273
HIGHLANDS REGIONAL MEDICAL CENTER		1,055	212	17%	1,267
GULF BREEZE HOSPITAL LAB	1	1,089	154	12%	1,244
UHEALTH DEERFIELD BEACH/UMSYLVESTER DEERFIELD BEACH LABORATORY	3	1,174	45	4%	1,222
CLINICORE		1,115	91	8%	1,206
LABSTAT LLC	1	1,174	7	1%	1,182
GENOVA DIAGNOSTICS LABORATORY	3	1,092	62	5%	1,157
PRIVA PATH LABS	5	946	178	16%	1,129
CLARITY LAB SOLUTIONS		945	142	13%	1,087
VIKOR SCIENTIFIC	2	617	466	43%	1,085
MARINERS HOSPITAL		970	102	10%	1,072
BAPTIST EMERGENCY CENTER OAKLEAF		870	180	17%	1,050
ORLANDO VA MEDICAL CENTER		859	172	17%	1,031
ENGLEWOOD COMMUNITY HOSPITAL		944	80	8%	1,024
AVECINA MEDICAL		750	262	26%	1,012
LMHS		902	81	8%	983
WATSON CLINIC LLP MAIN		702	280	29%	982
WALGREENS ORLANDO		869	105	11%	974
ARCPPOINT LABS - FORT MYERS	2	821	148	15%	971
MINUTECLINIC LLC #3703		868	100	10%	968
BAPTIST EMERGENCY CENTER CLAY		841	116	12%	957
FLOWERS HOSPITAL		852	100	11%	952
BAPTIST HEALTH EMERGENCY CENTER COUNTRY WALK		789	161	17%	950
LABCORP	1	560	378	40%	939
FLORIDA LABORATORY ANALYSIS		644	258	29%	902
ACUTIS DIAGNOSTICS	12	755	113	13%	880
DESOTO MEMORIAL HOSPITAL CLINICAL LABORATORY	3	728	147	17%	878
PATHNOSTICS		84	768	90%	852
JACKSON HOSPITAL CLINICAL LABORATORY		726	100	12%	826
FLORIDA HOSPITAL ORLANDO		745	74	9%	819

# COVID-19: testing by laboratory

Data through Sep 18, 2020 verified as of Sep 19, 2020 at 09:25 AM

Data in this report are provisional and subject to change.

The numbers in the table below represent the number of Florida and non-Florida residents for whom test results were received by the Department of Health. A person can be tested by more than one laboratory and can have both positive and negative results. **Therefore, the sum of the numbers in each column will be larger than the total number of people tested.**

Reporting lab	Inconclusive	Negative	Positive	Percent positive	Total
ST VINCENTS CLAY COUNTY		775	26	3%	801
PHYSICIANS STAT LAB		139	659	83%	798
LABCORP RTP	3	139	654	82%	796
Assurance Scientific Laboratories		630	166	21%	796
SANTA ROSA MEDICAL CENTER		543	235	30%	778
TAMPA COMMUNITY HOSPITAL		583	183	24%	766
CAPSTONE HEALTHCARE		491	262	35%	753
NEW YORK STATE ELR - NORTH SHORE LONG ISLAND JEWISH HEALTH		695	31	4%	726
MIDWAY SPECIALTY CARE CENTER DIAGNOSTICS	18	661	43	6%	722
EGLIN AIRFORCE BASE LAB		479	234	33%	713
BARDMOOR LABORATORY	1	622	88	12%	711
LAB24 INC	3	92	608	86%	703
ADVANCE MEDICAL OF NAPLES			702	100%	702
ATLANTIS URGENT CARE		432	264	38%	696
ASSOCIATED PATHOLOGISTS, LLC	3	564	116	17%	683
CENTRA CARE - WATERFORD LAKES		529	149	22%	678
AMELIA URGENT CARE		329	324	50%	653
VAMC ORLANDO		304	340	53%	644
DYNIX DIAGNOSTICS	1	436	197	31%	634
STS LAB 2 LLC		631	2	0%	633
NCH NORTHEAST	5	423	203	32%	631
QUEST	4	157	458	74%	619
NONE		281	331	54%	612
UNKNOWN		313	296	49%	609
HISTOPATHOLOGY SERVICES, LLC		529	74	12%	603
NXGEN MDX LLC	2	536	62	10%	600
PHAROS HEALTH		457	140	23%	597
PATIENTS FIRST - MAHAN DRIVE		164	433	73%	597
LEE MEMORIAL HOSPITAL LAB			590	100%	590
NEW YORK STATE ELR - NYU HOSPITALS CENTER CLINICAL LABORATORIES		568	14	2%	582
NCH HEALTHCARE SYSTEM MICROBIOLOGY LAB		1	573	100%	574
MARTIN MEMORIAL LABORATORY AT ST LUCIE WEST		494	58	11%	552
NORTH FLORIDA PEDIATRICS-TALLAHASSEE		509	42	8%	551
DOC SMILEY'S URGENT CARE		472	77	14%	549
QUEST DIAGNOSTICS - IRVING	10	353	178	33%	541
MAVERICK LABS		375	151	29%	526
ADVENT HEALTH CENTRA CARE: WATERFORD LAKES		447	78	15%	525
HOLIDAY CVS LLC DBA CVS PHARMACY #5155		509	13	2%	522
HOLY CROSS HOSPITAL LABORATORY			522	100%	522
TALLAHASSEE PRIMARY CARE ASSOCIATES		473	34	7%	507
SOUTHEAST ALABAMA MEDICAL CENT		451	44	9%	495
NEW YORK STATE ELR - LENCO MEDICAL LABORATORY		457	15	3%	472
INDIAN RIVER PATHOLOGY LLC		439	24	5%	463
UAB HIGHLANDS LABORATORY		455	4	1%	459
STEWART REFERENCE LABORATORY		255	193	43%	448
PANCARE OF FLORIDA, INC			443	100%	443

# COVID-19: testing by laboratory

Data through Sep 18, 2020 verified as of Sep 19, 2020 at 09:25 AM

Data in this report are provisional and subject to change.

The numbers in the table below represent the number of Florida and non-Florida residents for whom test results were received by the Department of Health. A person can be tested by more than one laboratory and can have both positive and negative results. **Therefore, the sum of the numbers in each column will be larger than the total number of people tested.**

Reporting lab	Inconclusive	Negative	Positive	Percent positive	Total
LAB CORP	1	196	241	55%	438
MEDARBOR DIAGNOSTICS		1	437	100%	438
NEW YORK STATE ELR - DEPARTMENT OF CLINICAL LABS		425	5	1%	430
KD MEDICAL CHOICE LLC		419	1	0%	420
ORLANDO VETERANS AFFAIRS MEDICAL CENTER		112	301	73%	413
MINUTECLINIC		371	40	10%	411
ECCOLAB GROUP	1	90	314	78%	405
SUNRISE MEDICAL LABORATORIES		336	67	17%	403
QUEST DIAGNOSTICS NICHOLS INSTITUTE	5	374	17	4%	396
NCF DIAGNOSTICS & DNA TECHNOLOGIES	10	105	272	70%	387
CLARITY LABS		337	49	13%	386
JAY HOSPITAL CLINICAL LABORATORY		283	90	24%	373
TEMPUS CLINICAL LABORATORY	1	346	26	7%	373
MEMORIAL PEMBROKE 24/7 CARE CENTER		277	93	25%	370
MEDICAL DNA LABS LLC		345	15	4%	360
TOM LEE COMMUNITY HEALTH CENTER		116	241	68%	357
INFORM DIAGNOSTICS		349	4	1%	353
NITE LITE PEDIATRICS		182	168	48%	350
SCIONLAB SERVICES LLC		330	15	4%	345
BAPTIST MD ANDERSON CANCER CENTER		340	2	1%	342
URGENT CARE CURE		273	67	20%	340
GESSLER CLINIC		71	269	79%	340
DAVITA LABS		303	31	9%	334
SELECT LABORATORIES MARION COUNTY, LLC.	2	224	96	30%	322
BAYA URGENT CARE		3	318	99%	321
TENNESSEE DOH - NASHVILLE	2	285	34	11%	321
COASTAL MED URGENT CARE		105	215	67%	320
EXPRESS GENE MOLECULAR DIAGNOSTIC LABORATORY		2	315	99%	317
CENTRA CARE		116	196	63%	312
EMERGENCY PHYSICIANS MEDICAL CENTER			312	100%	312
FLAGLER HOSPITAL	6	19	283	92%	308
VETERANS AFFAIRS MEDICAL CENTER LAB		9	298	97%	307
ARCPPOINT LABS OF TAMPA		195	110	36%	305
NEW YORK STATE ELR - MOUNT SINAI LABORATORY		292	13	4%	305
MINUTECLINIC LLC		257	44	15%	301
LABCORP TAMPA	1	42	257	86%	300
MICROGEN DX		95	204	68%	299
CORE DIAGNOSTIC LABORATORIES LLC		220	75	25%	295
CLINICAL REFERENCE LABORATORY		285	6	2%	291
THERADOC		150	139	48%	289
HOLMES REGIONAL MEDICAL CENTER		3	274	99%	277
PREMIER MEDICAL LABORATORY SERVICES		78	197	72%	275
LABTECH DIAGNOSTIC		126	146	54%	272
NEW YORK STATE ELR - ENZO CLINICAL LABS INC	1	267	3	1%	271
GENESIS REFERENCE LABORATORIES		1	269	100%	270
THE CENTER FOR URGENT CARE		164	105	39%	269



# COVID-19: testing by laboratory

Data through Sep 18, 2020 verified as of Sep 19, 2020 at 09:25 AM

Data in this report are provisional and subject to change.

The numbers in the table below represent the number of Florida and non-Florida residents for whom test results were received by the Department of Health. A person can be tested by more than one laboratory and can have both positive and negative results. **Therefore, the sum of the numbers in each column will be larger than the total number of people tested.**

Reporting lab	Inconclusive	Negative	Positive	Percent positive	Total
FLO-MEDILAB SERVICES		82	184	69%	266
SANFORD REFERENCE LAB		255	10	4%	265
EUROFINS NTD, LLC		232	29	11%	261
FLORIDA WOMAN CARE LABORATORY LLC		232	26	10%	258
MINI ER ADULT AND PEDIATRIC URGENT CARE		221	36	14%	257
SMA SPECIALITY MEDICAL LAB		64	188	75%	252
AUBURN UNIVERSITY MEDICAL CLINIC		193	56	22%	249
NEW YORK STATE ELR - NEW YORK PRESBYTERIAN HOSPITAL CUMC CLINICAL		234	13	5%	247
MOLECULAR INFECTIOUS DISEASES		239	6	2%	245
NEW YORK STATE ELR - NEW YORK HOSPITAL LABORATORIES	1	235	7	3%	243
ADVENT HEALTH -TAMPA		77	161	68%	238
PLANTATION BAY REHABILITATION CENTER		230	5	2%	235
HENDRY REGIONAL MEDICAL CENTER		9	223	96%	232
JAMES A. HALEY VETERANS MICRO LAB			231	100%	231
ANGEL KIDS PEDIATRICS		209	21	9%	230
ST CLOUD REGIONAL MEDICAL CENTER		127	103	45%	230
ASCEND CLINICAL		226	4	2%	230
ADVENTHEALTH LAB		2	223	99%	225
SEBASTIAN RIVER MEDICAL CENTER		171	52	23%	223
ARCPPOINT LABS OF WEST PALM BEACH		1	222	100%	223
GENESIS MEDICAL LABORATORY MIAMI FL.		79	141	64%	220
QUALITOX LABORATORIES		96	123	56%	219
BIOCERNA LLC	8	156	54	25%	218
MEDSCAN LABORATORY INC		136	80	37%	216
MIDWAY SPECIALTY CARE CENTER	1	125	89	41%	215
GULF COAST MOLECULAR LABORATORIES	10	152	48	23%	210
AMELIA EXPRESS CARE		94	115	55%	209
MARTIN MEMORIAL MEDICAL CENTER LAB		101	106	51%	207
LEHIGH VALLEY GENOMICS			206	100%	206
BAY PINES VAMC CLINICAL LABORATORY		4	200	98%	204
NCH HEALTHCARE BONITA		139	64	32%	203
C.W. BILL YOUNG VA MEDICAL CENTER		5	196	98%	201
VAMC WEST PALM LAB		5	196	98%	201
UAB UNIVERSITY OF ALABAMA HOSPITAL LAB		190	7	4%	197
BOCA BIOLISTICS REFERENCE LABORATORY	2	145	49	25%	196
MY CLINICAL LAB		135	57	30%	192
PATHGROUP LABS LLC		90	100	53%	190
SACRED HEART HOSPITAL ON THE GULF		127	62	33%	189
FLORIDA HOSPITAL WAUCHULA		113	74	40%	187
BAYFRONT HEALTH SEVEN RIVERS		186	1	1%	187
UR MEDICINE LABS- CENTRAL LABORATORY		180	4	2%	184
FAST TRACK URGENT CARE CENTER - CARROLLWOOD			180	100%	180
SHORELINE PHYSICIAN GROUP		67	111	62%	178
COASTAL LABORATORIES		125	51	29%	176
HOLIDAY CVS LLC DBA CVS PHARMACY #5154		171	5	3%	176
BAYCARE HEALTH SYSTEM		2	173	99%	175



# COVID-19: testing by laboratory

Data through Sep 18, 2020 verified as of Sep 19, 2020 at 09:25 AM

Data in this report are provisional and subject to change.

The numbers in the table below represent the number of Florida and non-Florida residents for whom test results were received by the Department of Health. A person can be tested by more than one laboratory and can have both positive and negative results. **Therefore, the sum of the numbers in each column will be larger than the total number of people tested.**

Reporting lab	Inconclusive	Negative	Positive	Percent positive	Total
NEW PLANT CITY FAMILY CARE	1	49	124	71%	174
ADVENT HEALTH CENTRA CARE		19	154	89%	173
NAVAL HOSPITAL - JACKSONVILLE		30	141	82%	171
FLORIDA HOSPITAL HEARTLAND MED CTR LAKE PLACID		123	47	28%	170
SPECIALTY HEALTH AND REHABILITATION CENTER		146	23	14%	169
SELECT REFERENCE LABORATORIES, LLC	1	156	11	7%	168
ASAP LAB LLC		95	72	43%	167
FAST TRACK URGENT CARE CENTER		1	165	99%	166
MEMORIAL HOSPITAL WEST		156	9	5%	165
ST JUDE CHILDREN'S RESEARCH HOSPITAL		153	11	7%	164
MINUTECLINIC, LLC DBA MINUTECLINIC #4717		159	3	2%	162
UNIVERSITY OF ALABAMA		159	3	2%	162
BUREAU OF CLINICAL LABORATORIES		132	29	18%	161
MACDILL AFB HOSPITAL		141	19	12%	160
LABSTAT		2	158	99%	160
NEO GENOMICS - FORT MYERS	1	154	4	3%	159
US BIOTEK LABORATORIES	1	67	91	57%	159
WUESTHOFF REF LABORATORY			158	100%	158
MID-FLORIDA PATHOLOGY		116	41	26%	157
VAMC GAINESVILLE		2	154	99%	156
AVELLINO LAB USA, INC	1	143	2	1%	146
AURORA DIAGNOSTICS BERNHARDT LABORATORIES PATHOLOGY SERVICE		126	16	11%	142
FLORIDA MEDICAL CLINIC		65	77	54%	142
IRL MARKET LAB ALACHUA		104	31	23%	135
FLORIDA CLINICAL LABORATORY-BIOREFERENCE LABORATORIES		46	87	65%	133
AMERICAN PATHOLOGY PARTNERS		132	1	1%	133
HEALTH FIRST-HOLMES REGIONAL			132	100%	132
INTEGRATED REGIONAL LABORATORIES		119	12	9%	131
MEMPHIS PATHOLOGY LABORATORY	1	124	5	4%	130
LEHIGH REGIONAL MEDICAL CENTER LAB		109	20	16%	129
BMHSI-AEL MICROBIOLOGY LABORATORY	2	102	24	19%	128
VAMC BAY PINES		1	126	99%	127
LIFE CARE CENTER OF ORANGE PARK		127			127
SPARROW HEALTHCARE	2	1	122	98%	125
COMMUNITY HEALTH NORTHWEST FLORIDA		104	20	16%	124
BAYFRONT HEALTH BROOKSVILLE		1	123	99%	124
FULGENT GENETICS	2	93	27	22%	122
GARCIA CLINICAL LABORATORY		1	121	99%	122
SOLARIS DIAGNOSTICS		8	113	93%	121
FISHERMENS HOSPITAL CLINICAL LAB		116	5	4%	121
ROSEN MEDICAL CENTER		108	13	11%	121
PALM BEACH COUNTY HEALTH DEPT LAB		118	2	2%	120
HEALTHLINK DIAGNOSTIC LABORATORIES		7	113	94%	120
BAPTIST MEDICAL PLAZA AT WEST KENDALL		91	23	20%	114
VAMC LAKE CITY		51	62	55%	113
SANTA ROSA MEDICAL CENTER CLINICAL LAB		96	17	15%	113

# COVID-19: testing by laboratory

Data through Sep 18, 2020 verified as of Sep 19, 2020 at 09:25 AM

Data in this report are provisional and subject to change.

The numbers in the table below represent the number of Florida and non-Florida residents for whom test results were received by the Department of Health. A person can be tested by more than one laboratory and can have both positive and negative results. **Therefore, the sum of the numbers in each column will be larger than the total number of people tested.**

Reporting lab	Inconclusive	Negative	Positive	Percent positive	Total
ADVENTHEALTH CENTRA CARE WESLEY CHAPEL			113	100%	113
ALLIED HEALTH FORT PIERCE		112			112
DEPARTMENT OF VETERANS AFFAIRS JAMES A. HALEY VETERANS HOSPITAL			112	100%	112
LEON MEDICAL CENTER		7	104	94%	111
REFUAH HEALTH CENTER LABORATORY		109	1	1%	110
MEDICAL DIAGNOSTICS LABORATORIES, INC		18	92	84%	110
BAPTIST HEALTH SOUTH FLORIDA		4	105	96%	109
PROTEUS MOLECULAR AND CLINICAL LAB	1	89	18	17%	108
MILLENNIUM LAB SERVICES			108	100%	108
USA HEALTH UNIVERSITY HOSPITAL CLINICAL LABORATORY		104	2	2%	106
ADVENT HEALTH CARE CENTER CELEBRATION		101	5	5%	106
SANTA ROSA CENTER FOR REHABILITATION AND HEALING		104	1	1%	105
STAGEZERO LIFE SCIENCES INC		93	11	11%	104
NORTH OKALOOSA MEDICAL CENTER		50	54	52%	104
GENETWORKX		15	88	85%	103
PENSACOLA PEDIATRICS		71	32	31%	103
CENTRACARE		5	97	95%	102
LIFEBRITE	1	12	88	87%	101
ADVENT HEALTH CENTRA CARE PALM COAST		3	98	97%	101
USAFSAM/PHE		23	77	77%	100
ACCU REFERENCE MEDICAL LAB			99	100%	99
HOSPITAL FOR SPECIAL SURGERY		98	1	1%	99
INTERLACHEN PEDIATRICS		92	5	5%	97
DOCTOR'S MEMORIAL HOSPITAL		25	70	74%	95
Quest Diag Unspecifd		61	33	35%	94
FLORIDA COMMUNITY HEALTH CENTERS INC			94	100%	94
DIAGNOSTIC SOLUTIONS		3	91	97%	94
ADVENTHEALTH CENTRA CARE OVIEDO		29	65	69%	94
BLOCK, NATION, CHASE, AND SMOLLEN FAMILY MEDICINE		70	23	25%	93
LABORATORY SPECIALISTS OF MICHIGAN		8	85	91%	93
NEW YORK STATE ELR - EMPIRECITY LABORATORIES		81	11	12%	92
ADVENTHEALTH CENTRA CARE ALTAMONTE SPRINGS		44	48	52%	92
ADVENT HEALTH CENTRA CARE LONGWOOD		15	76	84%	91
AVERO DIAGNOSTICS		63	24	28%	87
BAY VIEW HEALTHCARE		68	19	22%	87
BALDWIN PEDIATRICS		76	11	13%	87
ST. JAMES BAY HEALTH AND REHABILITATION CENTER		87			87
ORLANDO HEALTH EMERGENCY DEPARTMENT		81	6	7%	87
PORT ST LUCIE REHABILITATION AND HEALTHCARE		51	35	41%	86
DYNIX DIAGNOSTIX		84	2	2%	86
PACIFIC ANALYTICS			86	100%	86
CAYUGA MEDICAL CENTER AT ITHACA		82	3	4%	85
EMERALD SHORES HEALTH & REHABILITATION		59	26	31%	85
GENESIS LABORATORY MANAGEMENT		47	37	44%	84
ADVENTHEALTH CENTRA CARE CARROLLWOOD			84	100%	84
AMERICAN RESEARCH LABS		4	79	95%	83

# COVID-19: testing by laboratory

Data through Sep 18, 2020 verified as of Sep 19, 2020 at 09:25 AM

Data in this report are provisional and subject to change.

The numbers in the table below represent the number of Florida and non-Florida residents for whom test results were received by the Department of Health. A person can be tested by more than one laboratory and can have both positive and negative results. **Therefore, the sum of the numbers in each column will be larger than the total number of people tested.**

Reporting lab	Inconclusive	Negative	Positive	Percent positive	Total
ADVENTHEALTH CENTRA CARE			83	100%	83
RUSKIN HEALTH CENTER		11	71	87%	82
UNKNOWN - BAD FACILITY CODE		21	60	74%	81
CENTRAL FLORIDA HEALTH CARE		46	35	43%	81
CVS PHARMACY NO 7881		79	1	1%	80
FHMG-FLORIDA HOSPITAL MEDICAL GROUP		71	8	10%	79
FAST TRACK URGENT CARE CENTER - RIVERVIEW			77	100%	77
NORTHWEST FLORIDA COMMUNITY HOSPITAL		3	73	96%	76
AMERICAN FAMILY CARE PACE		15	60	80%	75
DYNAMIC MEDICAL USA			75	100%	75
MIAMI VA HEALTHCARE SYSTEM			74	100%	74
BAPTIST MEDICAL PLAZA AT COUNTRY WALK		57	17	23%	74
DAVITA LABORATORY SERVICES		59	14	19%	73
MAYO CLINIC LABS - ROCHESTER MAIN CAMPUS		71	1	1%	72
HOLY CROSS HOSPITAL		1	71	99%	72
MORTON PLANT HOSPITAL			72	100%	72
ALLSOUTH URGENT CARE			71	100%	71
KEYSTONE REHAB		71			71
AMMON LABS		61	10	14%	71
ELLENTON URGENT CARE			71	100%	71
CENTRA CARE SAINT CLOUD		66	4	6%	70
NAVY HOSPITAL			70	100%	70
QPS, LLC		69	1	1%	70
Highlands Regional Hospital		63	7	10%	70
FAST TRACK URGENT CARE CENTER - WESTCHASE			70	100%	70
INTEGRITY LABORATORIES, LLC		5	64	93%	69
LABORATORY CORP OF AMERICA	2	26	41	59%	69
BAYFRONT HEALTH ER PINELLAS PARK		37	31	46%	68
AEL- MEMPHIS		17	50	75%	67
NORTH FLORIDA/SOUTH GEORGA VETERANS HEALTH SYSTEM			67	100%	67
BAYFRONT		31	35	53%	66
BAY MEDICAL CENTER SACRED HEART HEALTH SYSTEM		17	49	74%	66
PROVIDENCE HOSPITAL LABORATORY		62	3	5%	65
REHABILITATION CENTER AT PARK PLACE		65			65
FINLAY CLINICAL LABORATORY		24	40	63%	64
FAWCETT MEMORIAL HOSPITAL-LAB		1	62	98%	63
ADVENTHEALTH CENTRA CARE LAKE MARY		39	24	38%	63
NOAH CLINICAL LABORATORY		53	10	16%	63
ADVENTHEALTH CENTRA CARE BRANDON		8	54	87%	62
QUEST INFECTIOUS DISEASE	1	57	4	6%	62
SARAPATH DIAGNOSTICS			62	100%	62
NEW YORK STATE ELR - MONTEFIORE MEDICAL CENTER LABORATORIES - MOSES		54	7	11%	61
GENE BY GENE			61	100%	61
HURLBURT FIELD CLINIC		23	38	62%	61
MOBILE INFIRMARY MED CENTER PATH LAB		52	8	13%	60
NORTH FLORIDA PEDIATRICS-LAKE CITY			60	100%	60

# COVID-19: testing by laboratory

Data through Sep 18, 2020 verified as of Sep 19, 2020 at 09:25 AM

Data in this report are provisional and subject to change.

The numbers in the table below represent the number of Florida and non-Florida residents for whom test results were received by the Department of Health. A person can be tested by more than one laboratory and can have both positive and negative results. **Therefore, the sum of the numbers in each column will be larger than the total number of people tested.**

Reporting lab	Inconclusive	Negative	Positive	Percent positive	Total
MORTON PLANT HOSPITAL/LAB		1	59	98%	60
EXACT SCIENCES LABORATORIES, LLC		15	45	75%	60
CENTRA CARE - SOUTH ORANGE		27	32	54%	59
NEW YORK STATE ELR - WADSWORTH HEALTH CENTER		55	3	5%	58
LIFE CARE CENTER OF PENSACOLA		56	2	3%	58
NEW YORK STATE ELR - KALEIDA HEALTH CENTER FOR LABORATORY		54	4	7%	58
ADVENTHEALTH CENTRA CARE SANFORD		14	43	75%	57
RCA LABORATORY SERVICES - NEW YORK ELR		25	31	55%	56
LABCORP BIRMINGHAM	1	5	50	89%	56
VA MEDICAL CENTER		7	48	87%	55
PALM BAY HOSPITAL		1	54	98%	55
CAREMOUNT MEDICAL - PATHOLOGY		55			55
BROWARD HEALTH MEDICAL CENTER		1	53	98%	54
BOND CLINIC		8	46	85%	54
JEFFERY WEINZWEIG		2	52	96%	54
BAYCARE LAB		1	52	98%	53
SMA SPECIALTY MEDICAL LAB		1	52	98%	53
CAPE CANAVERAL HOSPITAL			53	100%	53
FAST TRACK URGENT CARE CENTER - SOUTH TAMPA			51	100%	51
ARTHREX MEDICAL CENTER		28	23	45%	51
SARASOTA CO. HEALTH DEPT # 58		40	11	22%	51
OPTUM LABS LLC		5	46	90%	51
BIOCEPT		45	6	12%	51
FAST TRACK URGENT CARE CENTER - BRANDON			50	100%	50
BRIDGEWATER PARK HEALTH AND REHAB		50			50
MILLENNIUM PHYSICIANS GROUP			49	100%	49
325TH MEDICAL GROUP			49	100%	49
NXGEN MDX		19	30	61%	49
UNIVERSITY HEALTH SYSTEM INC		44	5	10%	49
BAPTIST MEDICAL PLAZA AT DORAL URGENT CARE CENTER		37	12	24%	49
CITRUS MEMORIAL HEALTH SYSTEM LAB		2	47	96%	49
QUEST TAMPA (NEW YORK ELR)		37	12	24%	49
CBS LABORATORY		1	48	98%	49
P4 DIAGNOSTIX LABORATORY NETWORK		1	48	98%	49
TRADITION MEDICAL CENTER LABORATORY		21	27	56%	48
GENESIS DIAGNOSTICS			48	100%	48
SUNCOAST COMMUNITY HEALTH CENTERS PEDIATRICS		7	41	85%	48
TREE HOUSE PEDIATRICS		39	8	17%	47
INTERNAL LAB		41	6	13%	47
VHA PUBLIC HEALTH REFERENCE LABORATORY- PALO ALTO		27	20	43%	47
NEW YORK STATE ELR - WHITE PLAINS HOSPITAL CENTER LAB		47			47
MALABAR/ADVENT CENTRA CARE			47	100%	47
LAB CORP TAMPA			46	100%	46
VENICE REGIONAL MEDICAL LAB SERVICES			46	100%	46
H LEE MOFFITT CANCER CENTER MICRO		46			46
EAST MANATEE FAMILY	1	1	44	96%	46

# COVID-19: testing by laboratory

Data through Sep 18, 2020 verified as of Sep 19, 2020 at 09:25 AM

Data in this report are provisional and subject to change.

The numbers in the table below represent the number of Florida and non-Florida residents for whom test results were received by the Department of Health. A person can be tested by more than one laboratory and can have both positive and negative results. **Therefore, the sum of the numbers in each column will be larger than the total number of people tested.**

Reporting lab	Inconclusive	Negative	Positive	Percent positive	Total
HEALTH FIRST-PALM BAY		1	44	98%	45
HEART OF FLORIDA REGIONAL MED CTR			45	100%	45
MINUTECLINIC DIAGNOSTIC OF MICHIGAN, PC #8029		45			45
ALLIANCE OF PHYSICIANS AGAINST COVID-19			44	100%	44
GRAVITY DIAGNOSTICS, LLC		13	31	70%	44
BRANCH MEDICAL CLINIC			43	100%	43
DEVANSH LAB WERKS INC		34	9	21%	43
EGLIN REGIONAL MEDICAL CENTER		4	39	91%	43
BAPTIST MEDICAL PLAZA AT WESTCHESTER		29	14	33%	43
NEW YORK STATE ELR - STONY BROOK UNIVERSITY MEDICAL CENTER		39	4	9%	43
QUEST DIAGNOSTICS-N ST PETERSBURG-5TH			43	100%	43
APP-UNIPATH, LLC		42	1	2%	43
LAB CORP RTP	1	2	39	93%	42
BAPTIST MEDICAL PLAZA AT MIAMI LAKES		35	7	17%	42
NEW YORK STATE ELR - UNIVERSITY HOSPITAL, STONY BROOK SOUTHAMPTON		42			42
NEW YORK STATE ELR - WESTCHESTER MEDICAL CENTER		41			41
VIERA HOSPITAL			41	100%	41
AMERICA FAMILY CARE		23	18	44%	41
BAYFRONT HEALTH PORT CHARLOTTE			41	100%	41
MINUTECLINIC DIAGNOSTIC OF RHODE ISLAND, LLC #729		39	2	5%	41
NEW YORK STATE ELR - QUEST DIAGNOSTICS NICHOLS		39	2	5%	41
HUNTSVILLE HOSPITAL LABORATORY		31	10	24%	41
FLORIDA HOSPITAL NEW SMYRNA		4	37	90%	41
LABCORP OF AMERICA	1	15	24	60%	40
BENTON PEDIATRICS INC		29	11	28%	40
FAST TRACK URGENT CARE CENTER - WESLEY CHAPEL			40	100%	40
GRAVITY DIAGNOSTICS		17	23	58%	40
ST VINCENT'S BIRMINGHAM LABORATORY		38	1	3%	39
CENTRA CARE HUNTER'S CREEK		12	27	69%	39
COMMUNITY HEALTH CENTERS OF PINELLAS, INC.			39	100%	39
SIGNATURE HEALTHCARE OF NORTH FLORIDA		38	1	3%	39
CLINICAL RESEARCH SEQUENCING PLATFORM		7	31	82%	38
POINT OF CARE		8	30	79%	38
BIOREFERENCE LABORATORIES	1	23	14	37%	38
VENICE REGIONAL MEDICAL CENTER			38	100%	38
GATEWAY/ADVENT CENTRA CARE			38	100%	38
GENPATH			38	100%	38
SANFORD LABORATORIES		31	7	18%	38
CHILDREN'S HOSPITAL OF ALABAMA		38			38
DIAGNOSTIC LABORATORY OF OKLAHOMA		33	5	13%	38
LAB PLUS, LLC AT SAINT THOMAS WEST HOSPITAL		29	9	24%	38
LABFIRST - DEPARTMENT OF PATHOLOGY		37	1	3%	38
FLORIDA HOSPITAL MEDICAL GROUP		35	3	8%	38
MEDICAL DIAGNOSTIC LAB		2	35	95%	37
ALLIANCE PEDIATRICS		24	13	35%	37
VAMC			36	100%	36

# COVID-19: testing by laboratory

Data through Sep 18, 2020 verified as of Sep 19, 2020 at 09:25 AM

Data in this report are provisional and subject to change.

The numbers in the table below represent the number of Florida and non-Florida residents for whom test results were received by the Department of Health. A person can be tested by more than one laboratory and can have both positive and negative results. **Therefore, the sum of the numbers in each column will be larger than the total number of people tested.**

Reporting lab	Inconclusive	Negative	Positive	Percent positive	Total
NEW YORK STATE ELR - CATHOLIC HEALTH SYSTEM DEPT LABORATORY		35	1	3%	36
IRL		4	31	89%	35
ASSOCIATED CLINICAL LABORATORIES		34	1	3%	35
ST. CLOUD MEDICAL GROUP		35			35
TIDE LABORATORIES		21	14	40%	35
QDX PATHOLOGY SERVICES		24	11	31%	35
CAPITAL REGIONAL MEDICAL CENTER		2	33	94%	35
FINLAY CLINICAL LABORATORY INC		26	8	24%	34
ELLENTON PEDIATRICS		31	3	9%	34
ADVENTHEALTH MEDICAL GROUP		32	2	6%	34
EXPERTUS LABORATORIES INC		13	21	62%	34
PPD	2	26	5	15%	33
QUEST DIAGNOSTICS NICHOLS INSTITUTE- LPP		3	30	91%	33
FLORIDA GULF COAST UNIVERSITY			33	100%	33
DESOTO MEMORIAL HOSPITAL LAB			33	100%	33
NEIGHBORHOOD MEDICAL CENTER		31	2	6%	33
SANDY RIDGE CENTER FOR REHABILITATION AND HEALING		33			33
CLINICAL PATHOLOGY LABS		1	32	97%	33
ADVENTHEALTH CENTRA CARE LEE ROAD		20	13	39%	33
ADVENTHEALTH PALM COAST			32	100%	32
NORTH FLORIDA PEDIATRICS		1	31	97%	32
SMA LAB		4	27	87%	31
JAMES A. HALEY VETERANS' HOSPITAL			31	100%	31
BAPTIST MEDICAL PLAZA AT TAMIAMI TRAIL		24	7	23%	31
NEW YORK STATE ELR - NEWYORK-PRESBYTERIAN/QUEENS DIAGNOSTIC		30	1	3%	31
ST. MARYS MEDICAL CENTER		1	30	97%	31
QUEST DIAGNOSTICS-VERO BEACH-37TH ST		31			31
VA		15	16	52%	31
KENDALL REGIONAL MEDICAL CENTER LAB	3		27	90%	30
CONSULATE HEALTHCARE OF KISSIMMEE		29	1	3%	30
GOLDEN GATE FAMILY CLINIC		1	29	97%	30
RDX BIOSCIENCE,			30	100%	30
NEXT MOLECULAR ANALYTICS		1	29	97%	30
BREVARD HEALTH ALLIANCE			30	100%	30
DICKERT		26	4	13%	30
BAPTIST MEDICAL PLAZA AT PALMETTO BAY		22	8	27%	30
QUEST DIAGNOSTIC INC	1	3	26	87%	30
P4CLINICAL	3	2	24	83%	29
NIGHT LITE PEDIATRICS WINTER GARDEN		14	15	52%	29
SEMINOLE COUNTY HEALTH DEPARTMENT		28	1	3%	29
QUEST DIAGNOSTICS INC.			29	100%	29
SOUTH GEORGIA MEDICAL CENTER		23	6	21%	29
AMELIA MEDICAL CARE			29	100%	29
LAB			29	100%	29
ST FRANCIS HOSPITAL		23	6	21%	29
HEALTH FIRST CAPE CANAVERAL HOSPITAL			29	100%	29

# COVID-19: testing by laboratory

Data through Sep 18, 2020 verified as of Sep 19, 2020 at 09:25 AM

Data in this report are provisional and subject to change.

The numbers in the table below represent the number of Florida and non-Florida residents for whom test results were received by the Department of Health. A person can be tested by more than one laboratory and can have both positive and negative results. **Therefore, the sum of the numbers in each column will be larger than the total number of people tested.**

Reporting lab	Inconclusive	Negative	Positive	Percent positive	Total
SUNCOAST OPTIMAL WELLNESS			29	100%	29
INTERLAB		1	27	96%	28
CENTRA CARE - AZALEA PARK			28	100%	28
EMERALD COAST URGENT CARE		12	16	57%	28
ADVENTHEALTH CENTRA CARE WINTER PARK		7	21	75%	28
DOH-WEST PALM BEACH BRANCH LABORATORY			28	100%	28
VAVA PARTNERS LLC		3	25	89%	28
WUESTHOFF MEMORIAL HOSPITAL			28	100%	28
SOFT CELL LABORATORIES		25	2	7%	27
QUEST DIAGNOSTIC CLINICAL LABORATORIES		24	3	11%	27
ADVENT HEALTH FISH MEMORIAL		2	25	93%	27
SUNCOAST LABS			27	100%	27
CENTRA CRARE POINCIANA		19	8	30%	27
FHMG_CTR FOR SENIOR HEALTH		22	5	19%	27
BAYFRONT HEALTH SPRING HILL		1	26	96%	27
NORTH SHORE UNIVERSITY HOSPITAL LABORATORY		25	2	7%	27
LECONTE MEDICAL CENTER LAB		21	5	19%	26
PRIDE DIAGNOSTICS		21	5	19%	26
NEW YORK STATE ELR - ROCHESTER GENERAL HOSPITAL LABORATORY		25	1	4%	26
CDC		17	9	35%	26
MANOR AT CARPENTERS		26			26
ST. ANTHONY'S HOSPITAL			26	100%	26
IPSUM DIAGNOSTICS			25	100%	25
AHSE ROP		25			25
MOLECULAR TESTING LABS			25	100%	25
CENTRA CARE CONWAY			25	100%	25
NEW YORK STATE ELR - ERIE COUNTY MEDICAL CTR CLINICAL LABS		25			25
FLORIDA DEPARTMENT OF HEALTH IN POLK COUNTY		25			25
OAKTREE HEALTHCARE			25	100%	25
POPLAR HEALTHCARE PLLC	1	10	14	56%	25
BAPTIST HEALTH URGENT CARE AT UNIVERSITY CENTRE		16	9	36%	25
CONNECTICUT DEPARTMENT OF HEALTH		22	2	8%	24
MOLECULAR DIAGNOSTICS		1	23	96%	24
DOCTOR'S IN HOUSE LABORATORY			24	100%	24
SPECTOR SCIENTIFIC LAB			24	100%	24
LABORATORY DYNAMICS		20	4	17%	24
GENEDX		18	6	25%	24
MONCRIEF ARMY HEALTH CLINIC			24	100%	24
FIRST CHOICE URGENT CARE			23	100%	23
AVENTIS BIO-SERVICES CTL		23			23
SEASIDE HEALTH AND REHABILITATION CENTER			23	100%	23
TRUGENX			23	100%	23
UNIVERSITY ALABAMA		23			23
PATRICK AIR FORCE BASE		1	22	96%	23
CITRUS HEALTH AND REHAB		7	16	70%	23
CENTRA CARE- WINTER GARDEN		2	21	91%	23

# COVID-19: testing by laboratory

Data through Sep 18, 2020 verified as of Sep 19, 2020 at 09:25 AM

Data in this report are provisional and subject to change.

The numbers in the table below represent the number of Florida and non-Florida residents for whom test results were received by the Department of Health. A person can be tested by more than one laboratory and can have both positive and negative results. **Therefore, the sum of the numbers in each column will be larger than the total number of people tested.**

Reporting lab	Inconclusive	Negative	Positive	Percent positive	Total
NEW YORK STATE ELR - LENOX HILL HOSPITAL		21	2	9%	23
ST VINCENTS MEDICAL CENTER RIVERSIDE NURSING		4	19	83%	23
MED FAST URGENT CARE CENTER			23	100%	23
MOBILE DIVISION LABORATORY		7	15	68%	22
OUT OF STATE		14	8	36%	22
BAPTIST MEDICAL PLAZA AT CORAL GABLES URGENT CARE		16	6	27%	22
EGL GENETIC DIAGNOSTICS		1	21	95%	22
FHMG LAKE MARY PEDS		21	1	5%	22
ST. JOSEPH'S HOSPITAL NORTH			22	100%	22
ADVENT HEALTH CENTRA CARE - EAST ORLANDO		5	17	77%	22
PENNSYLVANIA DEPT OF HEALTH		19	3	14%	22
TGH		1	21	95%	22
MINUTECLINIC DIAGNOSTIC OF SOUTH CAROLINA, LLC		21			21
BAPTIST MEDICAL PLAZA AT PEMBROKE PINES		18	3	14%	21
HEALTH FIRST-VIERA HOSPITAL			21	100%	21
PRECISION HEALTH SOLUTIONS LAB			21	100%	21
LEE MEMORIAL HEALTH PARK LAB			21	100%	21
EXPRESS GENE MOLECULAR DIAGNOSTICS LABORATORY		1	20	95%	21
MINI ER AND URGENT CARE		1	20	95%	21
NEW YORK STATE ELR - QUEST DIAGNOSTICS INCORPORATED		18	3	14%	21
MIAMI BEACH COMMUNITY HEALTH CENTER			21	100%	21
LABCORP - MIAMI		4	17	81%	21
BROWARD HEALTH CORAL SPRINGS EPIDEMIOLOGY DEPT			21	100%	21
THE TERRACE OF JACKSONVILLE		2	19	90%	21
DOCTORS MEMORIAL FAMILY MEDICINE			21	100%	21
MAGNOLIA DIAGNOSTIC			21	100%	21
WUESTHOFF MEDICAL CENTER-MELBOURNE			21	100%	21
NEW YORK STATE ELR - WILSON MEMORIAL REGIONAL MEDICAL CENTER		19	1	5%	20
EAST ALABAMA MEDICAL CENTER LABORATORY		14	6	30%	20
PARRISH MEDICAL CENTER		1	19	95%	20
HIGHLANDS MEDICAL CENTER		20			20
VISITING PHYSICIANS ASSOCIATION LABORATORY		18	2	10%	20
JACKSON HEALTH SYSTEM			20	100%	20
SENIOR HEALTH OF WINTER PARK DUNDEE		20			20
SUNQUEST		2	18	90%	20
ST. CLOUD HOSPITAL		20			20
LONGWOOD FAMILY PRACTICE		20			20
ASSOCIATED PATHOLOGISTS		16	4	20%	20
NEW YORK STATE ELR - SARATOGA HOSPITAL LABORATORY		19	1	5%	20
ACCURATE DIAGNOSTIC LAB		19	1	5%	20
EMPIRE CITY LABORATORIES INC		1	19	95%	20
MAYO CLINIC LABS - ROCHESTER SUPERIOR DRIVE		2	17	89%	19
PARAMOUNT URGENT CARE - OVIEDO		3	16	84%	19
INTEGRATED REGIONAL LABORATORIES - LARGO			19	100%	19
BAPTIST HEALTH URGENT CARE AT PINECREST		16	3	16%	19
LABORATORY OF FLORIDA			19	100%	19



# COVID-19: testing by laboratory

Data through Sep 18, 2020 verified as of Sep 19, 2020 at 09:25 AM

Data in this report are provisional and subject to change.

The numbers in the table below represent the number of Florida and non-Florida residents for whom test results were received by the Department of Health. A person can be tested by more than one laboratory and can have both positive and negative results. **Therefore, the sum of the numbers in each column will be larger than the total number of people tested.**

Reporting lab	Inconclusive	Negative	Positive	Percent positive	Total
MED HEALTH SERVICES		18	1	5%	19
DOCTORS MEMORIAL HOSPITAL		8	11	58%	19
INTERCOASTAL MEDICAL GROUP			18	100%	18
AMEERAH LABS			18	100%	18
SUNTREE INTERNAL MEDICINE		18			18
TPCA CLINICAL LABORATORIES		15	3	17%	18
Diatherix Laboratories, LLC		8	10	56%	18
LABCORP INC		5	13	72%	18
ADVENTHEALTH CENTRA CARE CITRUS PARK			18	100%	18
XPRESS WELLNESS URGENT CARE			18	100%	18
PALO ALTO VA MEDICAL CENTER		1	17	94%	18
LAB INTERMARKET FACILITY LAB			18	100%	18
TIMBERRIDGE NURSING HOME & REHAB			18	100%	18
NEW YORK STATE ELR - BRONX LEBANON HOSPITAL-MEDICAL CENTER		17	1	6%	18
Point of Care Testing			18	100%	18
STONE WASH CLINICAL LABORATORIES		2	16	89%	18
BAPTIST PRIMARY CARE		9	9	50%	18
NEW YORK STATE ELR - BROOKDALE UNIVERSITY HOSPITAL		17	1	6%	18
MADISON CORE LABORATORIES		17	1	6%	18
NADAL PEDIATRICS - VICTORIA STREET (3385)		4	14	78%	18
ADVENTHEALTH CENTRA CARE DAYTONA BEACH		2	16	89%	18
MD LABS		5	12	71%	17
DOH		5	12	71%	17
REDITUS LABORATORIES			17	100%	17
FLORIDA DEPARTMENT OF HEALTH		10	7	41%	17
SIGNATURE HEALTHCARE AT THE COURTYARD		15	2	12%	17
TYNDALL AFB			17	100%	17
CLEVELAND CLINIC FOUNDATION		9	8	47%	17
ADVENTHEALTH CENTRA CARE DELAND			17	100%	17
PATHGROUP			17	100%	17
POINT WASHINGTON MEDICAL CLINIC			17	100%	17
SEVEN RIVERS REGIONAL MEDICAL CENTER		4	13	76%	17
ARCPPOINT LABS - BIRMINGHAM		11	6	35%	17
AMERICAN HEALTH ASSOCIATES OF TAMPA		2	15	88%	17
MINUTECLINIC DIAGNOSTIC OF RHODE ISLAND, LLC #1544		16	1	6%	17
WATSON CLINIC LLP SOUTH			17	100%	17
QUEST DIAGNOSTICS NICHOLS INSTITUTE - SJC (LPP)		12	5	29%	17
PARK WEST MEDICAL CENTER		15	1	6%	16
LABCORP - CLEARWATER		3	13	81%	16
CONSOLIDATED LAB SERVICES		8	8	50%	16
VILLAGE DOCTORS		11	5	31%	16
NEW YORK STATE ELR - VASSAR BROTHERS MEDICAL CENTER LABORATORY		16			16
MD 365 MEDICAL CARE PLLC		16			16
JACKSON NORTH MEDICAL CENTER		2	14	88%	16
DELRAY MEDICAL CENTER LAB		1	14	93%	15
MEDCOMP SCIENCES			15	100%	15

# COVID-19: testing by laboratory

Data through Sep 18, 2020 verified as of Sep 19, 2020 at 09:25 AM

Data in this report are provisional and subject to change.

The numbers in the table below represent the number of Florida and non-Florida residents for whom test results were received by the Department of Health. A person can be tested by more than one laboratory and can have both positive and negative results. **Therefore, the sum of the numbers in each column will be larger than the total number of people tested.**

Reporting lab	Inconclusive	Negative	Positive	Percent positive	Total
PHYSICIANS STAT			15	100%	15
NEW YORK STATE ELR - ST PETER'S BENDER LABORATORY		15			15
MINUTE CLINIC LLC #2216		14	1	7%	15
UPMC CHAUTAUQUA AT WCA LABORATORY		15			15
COASTAL URGENT CARE		7	8	53%	15
FAST TRACK URGENT CARE CENTER - SEMINOLE			15	100%	15
PECONIC BAY MEDICAL CENTER LABORATORY		13	2	13%	15
ADVENTHEALTH CENTRA CARE WINTER GARDEN		1	14	93%	15
DEPARTMENT OF VETERANS AFFAIRS MEDICAL CENTER			15	100%	15
NEW YORK STATE ELR - NEW YORK CITY DEPARTMENT OF HEALTH & MENTAL		14	1	7%	15
DIATHERIX		13	2	13%	15
STATEN ISLAND UNIVERSITY HOSPITAL-POUCH		15			15
ISLAND COAST PEDIATRICS PA		15			15
ADVENTHEALTH CENTRA CARE TEMPLE TERRACE			15	100%	15
QUEST DIAGNOSTICS INCORPORATED			15	100%	15
QUESTDIAGNOSTICS INCORPORATED		1	14	93%	15
ORLANDO HEALTH		2	13	87%	15
TROY REGIONAL MEDICAL CENTER		9	6	40%	15
ADVENT HEALTH CENTRA CARE- KID'S CARE		12	2	14%	14
POARCH BANC CREEK INDIANS TRIBAL HEALTH DEPARTMENT			14	100%	14
MILLENNIUM PHYSICIAN GROUP LCC			14	100%	14
BAPTIST HEALTH URGENT CARE AT KENDALL LAKES		9	5	36%	14
HEALTH CENTRAL HOSPITAL			14	100%	14
LAKELAND REGIONAL HEALTH LAKE MIRIAM			14	100%	14
CVS PHARMACY			14	100%	14
FAST TRACK URGENT CARE CENTER - TYRONE			14	100%	14
HUNTINGTON HOSPITAL LABORATORY		13	1	7%	14
WHITE WILSON MEDICAL CENTER CLINIC			14	100%	14
PHOSPHORUS DIAGNOSTICS		12	2	14%	14
CENTRA CARE - SAND LAKE			13	100%	13
SOUTHEAST FAMILY HEALTHCARE CENTER			13	100%	13
NEW YORK STATE ELR - LABORATORY ALLIANCE OF CENTRAL NEW		13			13
FLORIDA STATE HOSPITAL			13	100%	13
LAKE CITY VETERANS HOSPITAL			13	100%	13
ADVANCED URGENT CARE		11	2	15%	13
XERA MED RESEARCH			13	100%	13
ADVENTHEALTH ZEPHYRHILLS			13	100%	13
NEW YORK STATE ELR - LOURDES HOSPITAL INC		13			13
JAMES A HALEY VETERAN'S HOSPITAL			13	100%	13
BAPTIST SOUTH MEDICAL CENTER		2	11	85%	13
WESTPAC LABS		1	12	92%	13
CLINICAL LABORATORY SERVICES			13	100%	13
MONTEFIORE NEW ROCHELLE HOSPITAL		13			13
MAKO MEDICAL LABORATORIES		1	12	92%	13
BAYSHORE DIAGNOSTICS		12	1	8%	13
TALLAHASSEE PRIMARY CARE ASSOC, PA		12	1	8%	13

# COVID-19: testing by laboratory

Data through Sep 18, 2020 verified as of Sep 19, 2020 at 09:25 AM

Data in this report are provisional and subject to change.

The numbers in the table below represent the number of Florida and non-Florida residents for whom test results were received by the Department of Health. A person can be tested by more than one laboratory and can have both positive and negative results. **Therefore, the sum of the numbers in each column will be larger than the total number of people tested.**

Reporting lab	Inconclusive	Negative	Positive	Percent positive	Total
MINUTECLINIC #4760		13			13
UVMC MICROBIOLOGY		12	1	8%	13
WIMAUMA COMMUNITY HEALTH CENTER		6	6	50%	12
BAPTIST MEDICAL PLAZA AT DAVIE URGENT CARE CENTER		9	3	25%	12
CVS PHARMACY, INC DBA CVS/PHARMACY #5685		12			12
LINCOLN DIAGNOSTIC LAB		12			12
FLORIDA DEPT OF HEALTH		4	8	67%	12
LEON CHD		12			12
SHELBY COUNTY HEALTH CARE CORPORATION		9	3	25%	12
SOLARIS HEALTHCARE OSCEOLA		11	1	8%	12
UNIVERSITY OF MIAMI HEPATOLOGY DIAGNOSTIC LABORATORY			12	100%	12
CANTON-POTSDAM HOSPITAL LABORATORY		12			12
UNIVERSITY HILLS HEALTH AND REHABILITATION CENTER		10	2	17%	12
UNIVERSITY OF WEST FLORIDA STUDENT HEALTH SERVICES			12	100%	12
TOTAL RENAL LABORATORIES INC		7	5	42%	12
NEW YORK STATE ELR - GOOD SAMARITAN HOSPITAL LABORATORY		12			12
DYNAMIC DNA LAB		1	11	92%	12
BROWARD DIALYSIS			12	100%	12
AMERICAN ESOTERIC LABORATORIES			12	100%	12
TEN HEALTHCARE		2	10	83%	12
LABCORP BURLINGTON CYTO		8	3	27%	11
ACHS		2	9	82%	11
NORTHWELL HEALTH PLAINVIEW HOSPITAL LABORATORY		9	2	18%	11
ESCAMBIA COMMUNITY CLINIC			11	100%	11
PRMG - EAST NAPLES		6	5	45%	11
PROMEDICA LABORATORIES		10	1	9%	11
PALM BEACH PATHOLOGY		9	2	18%	11
BIODESIX, INC.		9	2	18%	11
NEW YORK STATE ELR - NORTH CENTRAL BRONX HOSP		10	1	9%	11
EVERLYWELL		6	5	45%	11
ADVENT HEALTH SEBRING			11	100%	11
POCONO MEDICAL CENTER		11			11
FUNGAL REFERENCE LABORATORY		11			11
BAYCARE OUTREACH LABORATORY SERVICES		1	10	91%	11
CENTRA CARE-LBV			11	100%	11
NEW YORK STATE ELR - JACOBI MEDICAL CENTER		11			11
PARAMOUNT URGENT CARE - ORLANDO		1	10	91%	11
ADVENTHEALTH PEDIATRICS/LAKE MARY PEDS		10	1	9%	11
MINUTE CLINIC INCORPORATE		10	1	9%	11
FLORIDA COMMUNITY HEALTH CENTER OF ST. LUCIE			11	100%	11
ROSEWOOD HEALTHCARE & REHABILITATION CENTER		11			11
PERSONALIZED GENETIC TESTING			11	100%	11
UNIVERSITY MEDICAL CENTER SUITES		7	4	36%	11
BAPTIST MEDICAL PLAZA AT BRICKELL		10	1	9%	11
BIO-REFERENCE LABORATORIES			11	100%	11
SPECIALITY LABORATORIES,INC		10	1	9%	11

# COVID-19: testing by laboratory

Data through Sep 18, 2020 verified as of Sep 19, 2020 at 09:25 AM

Data in this report are provisional and subject to change.

The numbers in the table below represent the number of Florida and non-Florida residents for whom test results were received by the Department of Health. A person can be tested by more than one laboratory and can have both positive and negative results. **Therefore, the sum of the numbers in each column will be larger than the total number of people tested.**

Reporting lab	Inconclusive	Negative	Positive	Percent positive	Total
INDIAN RIVER MEDICAL CENTER		11			11
NEW YORK STATE ELR - CATHOLIC HEALTH SERVICES REGIONAL LABORATORY		8	2	20%	10
MAINSTREET FAMILY CARE		1	9	90%	10
UNIV OF MIAMI			10	100%	10
UMHC/SYLVESTER AT KENDALL		1	9	90%	10
EXOSOME DIAGNOSTICS		10			10
NEW YORK PRESBYTERIAN - ALLEN HOSPITAL		10			10
BAYCARE LABORATORIES		1	9	90%	10
PINELLAS COUNTY HEALTH DEPARTMENT		2	8	80%	10
PARKWEST MEDICAL CENTER		9	1	10%	10
NEW YORK STATE ELR - JAMAICA HOSPITAL MEDICAL CENTER		10			10
ADVENTHEALTH CENTRA CARE ORMOND BEACH			10	100%	10
BioReference Laboratories, Inc			10	100%	10
MEDICAL LABORATORY DIAGNOSTICS			10	100%	10
LAKE BALDWIN CBOC		9	1	10%	10
SANFORD MOBILE LAB		8	2	20%	10
BROWARD HEALTH CARE			10	100%	10
SOUTHEAST ALABAMA MEDICAL CENTER			10	100%	10
LAKE MARY KIDS CENTRA CARE			10	100%	10
KEYS MEDICAL GROUP			10	100%	10
KEY PRIMARY CARE			10	100%	10
BROAD INSTITUTE CLINICAL SEQUENCING RESEARCH PLATFORM		8	2	20%	10
NEW YORK STATE ELR - SOUTHSIDE HOSPITAL NORTHWELL HEALTH LABORATORY		9	1	10%	10
CORE LABORATORY		1	9	90%	10
NEW YORK STATE ELR - HUDSON VALLEY HOSPITAL CENTER LABORATORY		9	1	10%	10
NEW JERSEY DEPARTMENT OF HEALTH COMMUNICABLE DISEASE SERVICE		3	7	70%	10
AFC URGENT CARE		1	9	90%	10
ACADIAN DIAGNOSTIC LABORATORIES		8	2	20%	10
BIOFIRE		1	8	89%	9
MICHIGAN DEPARTMENT OF HEALTH AND HUMAN SERVICES			9	100%	9
HEALTHQUEST LABORATORIES		2	7	78%	9
NORTH CAROLINA DEPARTMENT OF HEALTH & HUMAN SERVICES			9	100%	9
MOUNT DORA PEDIATRICS		8	1	11%	9
GENUS3		3	6	67%	9
ST VINCENT'S EAST LABORATORY		8	1	11%	9
PATHOGENIUS LABORATORIES		2	7	78%	9
GCPM MANUAL MICROBIOLOGY		1	8	89%	9
BOZEMAN HEALTH DEACONESS HOSPITAL		6	3	33%	9
WOLFSON (USE BAPTIST)			9	100%	9
NEW YORK STATE ELR - LONG ISLAND JEWISH MED CTR		9			9
COMMUNITY HEALTH CENTER		2	7	78%	9
GLEN OAKS HEALTH AND REHABILITATION CENTER			9	100%	9
CREATIVE TESTING SOLUTIONS		3	6	67%	9
BAY PINES VA		1	8	89%	9
SUNPATH-MDL		2	7	78%	9
CENTURY HEALTH AND REHABILITATION CENTER			9	100%	9

# COVID-19: testing by laboratory

Data through Sep 18, 2020 verified as of Sep 19, 2020 at 09:25 AM

Data in this report are provisional and subject to change.

The numbers in the table below represent the number of Florida and non-Florida residents for whom test results were received by the Department of Health. A person can be tested by more than one laboratory and can have both positive and negative results. **Therefore, the sum of the numbers in each column will be larger than the total number of people tested.**

Reporting lab	Inconclusive	Negative	Positive	Percent positive	Total
FLORIDA HOSPITAL LABS			9	100%	9
ST CATHERINE OF SIENA HOSPITAL		9			9
MHHS All Lab Subsection		9			9
ST ELIZABETH MEDICAL CENTER LABORATORY		8	1	11%	9
PALM BAY URGENT CARE			9	100%	9
MASSACHUSETTS GENERAL HOSPITAL		1	8	89%	9
ADVENT HEALTH NEW SMYRNA BEACH			9	100%	9
MINUTECLINIC DIAGNOSTIC OF RHODE ISLAND, LLC #212		9			9
FLORIDA PEDIATRICS			9	100%	9
FLORIDA DEPARTMENT OF HEALTH IN HILLSBOROUGH COUNTY			9	100%	9
BAY CARE OCCUPATIONAL CLINIC			9	100%	9
LAKE WALES MEDICAL CENTER INC			8	100%	8
Maury Regional Hospital		5	3	38%	8
AIM LABORATORIES			8	100%	8
PCB CLINIC		1	7	88%	8
X-GENE MOLECULAR LABS		1	7	88%	8
NEW YORK STATE ELR - BROOKLYN HOSPITAL CENTER DOWNTOWN CAMPUS		8			8
BIOREFERENCE LABORATORIES, INC.		6	2	25%	8
CVS PHARMACY # 10423		7	1	13%	8
THE COMMONWEALTH OF MASSACHUSETTS			8	100%	8
UNIVERSITY HOSPITAL - STONY BROOK EASTERN		8			8
GENEUS DIAGNOSTICS			8	100%	8
ADVENTHEALTH CENTRA CARE - HUNTERS CREEK			8	100%	8
ARNOT OGDEN MEDICAL CENTER LABORATORY		8			8
LEHIGH VALLEY HOSPITAL		3	5	63%	8
NEW YORK STATE ELR - ELMHURST HOSPITAL CENTER		7	1	13%	8
SPORTS DRUG TESTING LABORATORY			8	100%	8
FLORIDA DEPARTMENT OF HEALTH IN LAKE COUNTY		3	5	63%	8
NEW YORK STATE ELR - JAMES J PETERS VA MEDICAL CENTER		6	2	25%	8
BAYONET POINT MEDICAL CENTER			8	100%	8
FLORIDA HOSPITAL		2	6	75%	8
ST. JOSEPH HOSPITAL AND HEALTH CARE INC.			8	100%	8
SYLVESTER AT PLANTATION LABORATORY		7	1	13%	8
DALE MEDICAL CENTER		4	4	50%	8
ROCKLEDGE		1	7	88%	8
STATE LAB		1	7	88%	8
CHEMISYS LABORATORIES			8	100%	8
ASCENSION ST. VINCENT'S PRIMARY CARE			8	100%	8
ST JOSEPH HOSPITAL		7	1	13%	8
APPLE DIAGNOSTICS LAB		3	5	63%	8
LEE MEMORIAL LAB GULF COAST	2		6	75%	8
LONGLEAF DIAGNOSTIC LABORATORIES		2	6	75%	8
PRATTVILLE BAPTIST HOSPITAL		7	1	13%	8
NEWYORK-PRESBYTERIAN/ LAWRENCE HOSPITAL LABORATORY		8			8
DOCTOR'S IN HOUSE LAB			8	100%	8
EXECUTIVE MEDICAL SERVICES		8			8

# COVID-19: testing by laboratory

Data through Sep 18, 2020 verified as of Sep 19, 2020 at 09:25 AM

Data in this report are provisional and subject to change.

The numbers in the table below represent the number of Florida and non-Florida residents for whom test results were received by the Department of Health. A person can be tested by more than one laboratory and can have both positive and negative results. **Therefore, the sum of the numbers in each column will be larger than the total number of people tested.**

Reporting lab	Inconclusive	Negative	Positive	Percent positive	Total
GRAND ST PAUL CVS		8			8
NITE LITE PEDIATRICS - PORT ST. LUCIE		2	5	71%	7
ABBOTT			7	100%	7
ADVENTHEALTH CENTRA CARE ORANGE CITY			7	100%	7
INTERMOUNTAIN CENTRAL LAB		1	6	86%	7
LEE COUNTY HEALTH DEPARTMENT		4	3	43%	7
ORMOND BEACH CENTRA CARE			7	100%	7
CENTRA CARE – LAKE NONA		1	6	86%	7
LABCORP - BRANDON		3	4	57%	7
CENTRA CARE – APOPKA			7	100%	7
ALTAMONTE PEDIATRIC ASSOCIATES		7			7
MEDEMERGE		6	1	14%	7
BAPTIST HEALTH URGENT CARE AT WESTON		5	2	29%	7
ANGEL KIDS PEDIATRICS-BARTRAM PARK		6	1	14%	7
LAKELAND REGIONAL HEALTH			7	100%	7
LAB CORP OF AMERICA		2	5	71%	7
NO NAME		5	2	29%	7
FLORIDA CLINICAL LAB			7	100%	7
ARCHBOLD MEMORIAL HOSPITAL/LAB		3	4	57%	7
BAYCARE MEDICAL GROUP INC			7	100%	7
TRUE HEALTH DIAGNOSTICS		1	6	86%	7
CLEVELAND CLINIC			7	100%	7
NORTH BAY HOSPITAL			7	100%	7
HEALTHMARK REGIONAL HOSPITAL LAB		3	4	57%	7
FLORIDA HOSPITAL KISSIMMEE		4	3	43%	7
AMERICAN FAMILY CARE			7	100%	7
UF HEALTH NORTH JACKSONVILLE			7	100%	7
UNIPATH			7	100%	7
QUE		4	3	43%	7
ROLLINS COLLEGE WELLNESS CENTER			7	100%	7
WALGREENS #03413		5	2	29%	7
QUOTIENT SCIENCES			7	100%	7
LABCORP - NAPLES		1	6	86%	7
EMERALD COAST URGENT CARE, LLC		1	6	86%	7
PRECISION GENETICS			7	100%	7
MEDONE URGENT CARE AT ST. AUGUSTINE			7	100%	7
NATIONS BEST FAMILY HEALTH CARE			7	100%	7
DOH JACKSONVILLE CENTRAL LABORATORY		3	3	50%	6
TAMIAMI LAB MILLENNIUM			6	100%	6
DEPARTMENT OF VETERANS AFFAIRS ORLANDO MEDICAL CENTER			6	100%	6
RICHMOND UNIVERSITY MEDICAL CENTER		5	1	17%	6
BEAUMONT LABORATORY			6	100%	6
LAWTON CHILES HEALTH CENTER		1	5	83%	6
BROOKWOOD BAPTIST MEDICAL CENTER		6			6
WATAUGA MEDICAL CENTER		4	2	33%	6
CAPITAL HEALTH PLAN LABORATORIES			6	100%	6

# COVID-19: testing by laboratory

Data through Sep 18, 2020 verified as of Sep 19, 2020 at 09:25 AM

Data in this report are provisional and subject to change.

The numbers in the table below represent the number of Florida and non-Florida residents for whom test results were received by the Department of Health. A person can be tested by more than one laboratory and can have both positive and negative results. **Therefore, the sum of the numbers in each column will be larger than the total number of people tested.**

Reporting lab	Inconclusive	Negative	Positive	Percent positive	Total
BAPTIST HEALTH URGENT CARE MIAMI BEACH		5	1	17%	6
DCH REGIONAL MEDICAL CENTER LABORATORY		6			6
SANTA ROSA HMA PHYS MGMT		6			6
COVANCE CENTRAL LABORATORY			6	100%	6
GENE STREET LABORATORIES, LLC		6			6
PALMETTO HEALTH ALLIANCE		3	3	50%	6
ROCKLEDGE FAMILY HEALTH			6	100%	6
Cleveland Clinic Laboratories		2	4	67%	6
NORTH OKALOOSA PHYSICIAN GROUP		6			6
SHELBY BAPTIST MEDICAL CENTER		2	4	67%	6
TOTAL ACCESS URGENT CARE			6	100%	6
DIACARTA INC.		6			6
BOCA RATON REGIONAL HOSPITAL LAB			6	100%	6
METRO KNOXVILLE HMA		5	1	17%	6
DELAWARE CVS PHARMACY, LLC		6			6
VIRTUA VOORHEES HOSPITAL		4	2	33%	6
FLORIDA WOMAN CARE LABORATORY			6	100%	6
LABCORP DIAGNOSTICS-MIAMI		2	4	67%	6
NEW YORK STATE ELR - LONG ISLAND JEWISH VALLEY STREAM		6			6
MICHIGAN DEPARTMENT OF COMMUNITY HEALTH		1	5	83%	6
ACH			6	100%	6
LABCORP NEW PORT RICHEY			6	100%	6
HEALTH CARE LABORATORY SERVICES			6	100%	6
EXPRESS CARE OF BELLEVIEW		6			6
NICHOLS INSTITUTE QUEST DIAGNOSTICS	1	2	3	50%	6
BAYFRONT HEALTH PUNTA GORDA			6	100%	6
VA COMMUNITY CLINIC			5	100%	5
WEST PACIFIC MEDICAL LABORATORY			5	100%	5
VRL EUROFINs		3	2	40%	5
WASHINGTON REHABILITATION AND NURSING CENTER		5			5
UPMC HEALTH SYSTEM		4	1	20%	5
MANATEE PEDIATRICS			5	100%	5
ST VINCENT'S CHILTON		4	1	20%	5
MINUTECLINIC DIAGNOSTIC OF TEXAS, LLC #2580		5			5
UNKNOWN LAB			5	100%	5
ST ANTHONY NORTH			5	100%	5
TMH PHYSICIAN PARTNERS - MONTICELLO		5			5
STATEN ISLAND UNIVERSITY HOSPITAL		5			5
ONEIDA HEALTHCARE CENTER		5			5
MINUTECLINIC DIAGNOSTIC OF TEXAS, LLC		5			5
GADSDEN REGIONAL MEDICAL CENTER		5			5
MEDFAST URGENT CARE			5	100%	5
HOLY NAME MEDICAL CENTER		5			5
THOMAS JEFFERSON UNIVERSITY HOSPITAL		4	1	20%	5
LIFE CARE CENTER OF ALTAMONTE SPRINGS			5	100%	5
WADSWORTH CENTER - DAVID AXELROD INSTITUTE		5			5

# COVID-19: testing by laboratory

Data through Sep 18, 2020 verified as of Sep 19, 2020 at 09:25 AM

Data in this report are provisional and subject to change.

The numbers in the table below represent the number of Florida and non-Florida residents for whom test results were received by the Department of Health. A person can be tested by more than one laboratory and can have both positive and negative results. **Therefore, the sum of the numbers in each column will be larger than the total number of people tested.**

Reporting lab	Inconclusive	Negative	Positive	Percent positive	Total
NORTHWESTERN MEMORIAL HOSPITAL			5	100%	5
SAINT PETER'S UNIVERSITY HOSPITAL		5			5
LUXOR SCIENTIFIC LLC			5	100%	5
RIVERSIDE MEDICAL GROUP		4	1	20%	5
ROBERT WOOD JOHNSON HOSPITAL		4	1	20%	5
SUNCOAST URGENT CARE			5	100%	5
OMNICARE PHARMACY OF TEXAS 1, LP DBA OMNICARE		5			5
XRL SXF REF LAB		5			5
NORTHSHORE UNIVERSITY HEALTHSYSTEM EVANSTON HOSPITAL LAB			5	100%	5
THE VILLAGES CLINICAL LAB		4	1	20%	5
BARRY UNIVERSITY STUDENT HEALTH SERVICES		4	1	20%	5
FINLAY C. LABORATORY		3	2	40%	5
DMH STEINHATCHEE FAMILY MEDICINE		3	2	40%	5
CAREWELL 301 - WARWICK			5	100%	5
LINCOLN MEDICAL AND MENTAL HEALTH CENTER		5			5
NEW YORK STATE ELR - BELLEVUE HOSPITAL CENTER DEPARTMENT		5			5
BAY CARE			5	100%	5
FRANCES WARDE MEDICAL LABORATORY		2	3	60%	5
INDIAN RIVER CHD VERO BEACH		4	1	20%	5
COMMUNITY HEALTH OF SOUTH FLORIDA			5	100%	5
NEW YORK STATE ELR - SAMARITAN HOSPITAL LABORATORY		5			5
BAPTIST HEALTH URGENT CARE AT SAWGRASS		5			5
ANGEL KIDS PEDIATRICS-BEACH BLVD		4	1	20%	5
EMERGENCY MEDICAL CENTER			5	100%	5
DOCTOR'S IN-HOUSE LAB/COMMUNITY HEALTH CENTERS OF PINELLAS -PINELLAS P			5	100%	5
JFK MEDICAL CENTER NORTH LAB			5	100%	5
BAYCARE ALLIANT HOSPITAL			5	100%	5
BROWARD COUNTY HEALTH DEPT.			5	100%	5
BLOUNT MEMORIAL HOSPITAL		5			5
COLORADO DEPARTMENT OF PUBLIC HEALTH AND ENVIRONMENT			5	100%	5
MONTEFIORE ST LUKE'S CORNWALL HOSPITAL		4	1	20%	5
MEDRITE		1	4	80%	5
AEL KNOXVILLE			5	100%	5
CHILDREN'S HOSPITAL OF PHILADELPHIA		5			5
BIOTECH			5	100%	5
DOCTORS CLINICAL LABORATORY, INC		4	1	20%	5
DORAL URGENT CARE			5	100%	5
WALGREENS #09353		4			4
COCOA BEACH/ADVENT CENTRA		4			4
CENTRA CARE KIDS WINTER PARK			4	100%	4
BAYCARE OUTREACH LABORATORY HOSPITAL			4	100%	4
STATEN ISLAND UNIVERSITY HOSPITAL SEGUINE AVE		4			4
BETH ISRAEL DEACONESS MEDICAL CENTER			4	100%	4
GULF COAST MEDICAL GROUP			4	100%	4
LAKE NONA MEDICAL SERVICES		2	2	50%	4
CVS/PHARMACY #10373		4			4



# COVID-19: testing by laboratory

Data through Sep 18, 2020 verified as of Sep 19, 2020 at 09:25 AM

Data in this report are provisional and subject to change.

The numbers in the table below represent the number of Florida and non-Florida residents for whom test results were received by the Department of Health. A person can be tested by more than one laboratory and can have both positive and negative results. **Therefore, the sum of the numbers in each column will be larger than the total number of people tested.**

Reporting lab	Inconclusive	Negative	Positive	Percent positive	Total
IRL MARKET LAB			4	100%	4
CONEY ISLAND HOSPITAL		4			4
NEW YORK STATE ELR - ORANGE REGIONAL MEDICAL CENTER LABORATORY		4			4
MEDONE URGENT CARE CENTER		2	2	50%	4
CAPE COD HOSPITAL			4	100%	4
UAB		3	1	25%	4
TA LABCORP TAMPA			4	100%	4
SONORA QUEST LABORATORIES			4	100%	4
UNAVAILABLE/UNKNOWN/NO INFORMATION FOUND			4	100%	4
WALGREENS #6637		4			4
NEW YORK STATE ELR - ELLIS HOSPITAL LABORATORY		4			4
WALGREENS NO 09204		4			4
PHELPS HOSPITAL LABORATORY		4			4
LIFE CARE CENTER OF JACKSONVILLE			4	100%	4
MINUTECLINIC DIAGNOSTIC OF RHODE ISLAND, LLC #590		4			4
METHODIST MEDICAL CENTER		3	1	25%	4
LABCORP RARITAN		4			4
PARROTT MEDICAL CLINIC			4	100%	4
INTERMARKET FACILITY			4	100%	4
OKLAHOMA STATE UNIVERSITY DIAGNOSTIC LAB			4	100%	4
QUEST DIAGNOSTIC INC TECHNICAL			4	100%	4
NEW HAMPSHIRE DEPARTMENT OF HEALTH AND HUMAN SERVICES		3	1	25%	4
MINUTECLINIC DIAGNOSTIC OF ILLINOIS		4			4
LABCORP-CRYSTAL RIVER		1	3	75%	4
MI2297090CV HOLLAND-23D2189684		4			4
INFECTION CONTROL/ EMPHEALTH		2	2	50%	4
NEW YORK STATE ELR - MONTEFIORE MEDICAL CENTER LABORATORIES NORTH		4			4
NAPHCARE, INC.			4	100%	4
GENUS DIAGNOSTICS			4	100%	4
Northwell Lab			4	100%	4
SONIC REFERENCE LABORATORY			4	100%	4
DOCTORS URGENT CARE			4	100%	4
PROMEDICA LABORATORIES		4			4
EXPRESS TESTING-ONE			4	100%	4
SOUTHWESTERN REGIONAL MEDICAL CENTER - TULSA		4			4
FISHERMEN'S HOSPITAL			4	100%	4
CVS			4	100%	4
QUEST DIAGNOSTICS- MELBOURNE			4	100%	4
FAMILY HEALTH CENTERS OF SWF LABS		1	3	75%	4
PRIMARY CARE OF THE TREASURE COAST			4	100%	4
SARNO EXTENDED HOURS			4	100%	4
ILLINOIS DEPT OF PUBLIC HEALTH LAB - SPRINGFIELD			4	100%	4
PRECISION LABS LLC		1	3	75%	4
MEDLOGIC, LLC		1	3	75%	4
NEW YORK STATE ELR - NEW YORK PRESBYTERIAN-LOWER MANHATTAN		4			4
NORTH FLORIDA PEDIATRICS-MARIANNA			4	100%	4

# COVID-19: testing by laboratory

Data through Sep 18, 2020 verified as of Sep 19, 2020 at 09:25 AM

Data in this report are provisional and subject to change.

The numbers in the table below represent the number of Florida and non-Florida residents for whom test results were received by the Department of Health. A person can be tested by more than one laboratory and can have both positive and negative results. **Therefore, the sum of the numbers in each column will be larger than the total number of people tested.**

Reporting lab	Inconclusive	Negative	Positive	Percent positive	Total
MAINSTREET FAMILY SELECT		1	3	75%	4
SAMARITAN MEDICAL CENTER		4			4
UNIVERSITY HOSPITAL		2	2	50%	4
UNIVERSITY OF CHICAGO MEDICAL CENTER LAB			4	100%	4
CELAL GUROL ERBAY, MD			4	100%	4
AARK LABORATORY		4			4
TANNER MEDICAL CENTER EAST AL		4			4
TITUSVILLE/ADVENT CENTRA CARE			4	100%	4
WALGREENS #04834		4			4
UCLA HEALTHCARE CLINICAL LABS			4	100%	4
PEDIATRIC HEALTH CARE ALLIANCE			4	100%	4
IU HEALTH PATHOLOGY			4	100%	4
COVENIENT CARE MEDICAL CLINIC			4	100%	4
DAVITA LABORATORY		4			4
CONNECTDX			4	100%	4
MISSOURI DEPARTMENT OF HEALTH AND SENIOR SERVICES			4	100%	4
DTR LABS		3	1	25%	4
METROPOLITAN HOSPITAL CENTER		4			4
FLORIDA HOSPITAL ALTAMONTE		2	2	50%	4
FORT SANDERS REGIONAL LABORATORY		4			4
WOODHULL MEDICAL AND MENTAL HEALTH CTR		4			4
ARCPPOINT LABS OF SARASOTA			4	100%	4
WALGREENS #05398		3	1	25%	4
WALGREENS #11293		4			4
QUEST DIAGNOSTIC			4	100%	4
ABBOTT NORTHWESTERN HOSPITAL LAB		1	3	75%	4
WALGREENS #17132		4			4
LAKELAND REGIONAL RESPIRATORY CARE CENTER			4	100%	4
CAPE REGIONAL MEDICAL CENTER		4			4
APPALACHIAN REGIONAL HEALTHCARE SYSTEM		4			4
AURORA DIAGNOSTICS			4	100%	4
CVS PHARMACY, INC DBA CVS/PHARMACY #10581		4			4
ST CHARLES HOSPITAL LABORATORY		4			4
BAPTIST MEDICAL CENTER EAST		2	2	50%	4
LABCORP - ORLANDO		1	3	75%	4
VA GULF COAST VETERANS HEALTH CARE SYSTEM			4	100%	4
COLLIER COUNTY HEALTH DEPT.		2	2	50%	4
NEW YORK STATE ELR - NEW YORK METHODIST HOSPITAL		4			4
NORTHERN DUTCHESS HOSPITAL LABORATORY		4			4
FLORIDA CLINICAL LABORATORY - BIOREFERENCE LABORATORIES		2	1	33%	3
MOLECULAR PATHOLOGY LABORATORY			3	100%	3
JOE DIMAGGIO CHILDREN'S HOSPITAL		1	2	67%	3
QUATRACOR PLLC		3			3
CENTRAL FLORIDA HEALTH CARE INC			3	100%	3
WILLIAM A HINTON STATE LABORATORY INSTITUTE		1	2	67%	3
ASCENSION ST VINCENT'S SOUTHSIDE			3	100%	3

# COVID-19: testing by laboratory

Data through Sep 18, 2020 verified as of Sep 19, 2020 at 09:25 AM

Data in this report are provisional and subject to change.

The numbers in the table below represent the number of Florida and non-Florida residents for whom test results were received by the Department of Health. A person can be tested by more than one laboratory and can have both positive and negative results. **Therefore, the sum of the numbers in each column will be larger than the total number of people tested.**

Reporting lab	Inconclusive	Negative	Positive	Percent positive	Total
FELICIDAD MEDICAL CENTER			3	100%	3
QUEST ELR		2	1	33%	3
WAKEMED		1	2	67%	3
RIVERVIEW REGIONAL MEDICAL CENTER		3			3
VA OUTPATIENT			3	100%	3
ETHOS LABORATORIES		3			3
IOWA DEPARTMENT OF PUBLIC HEALTH			3	100%	3
INDIANA STATE DEPARTMENT OF HEALTH		1	2	67%	3
PATIENTS FIRST LAKE ELLA MEDICAL CENTER		3			3
PENN MEDICINE PRINCETON MEDICAL CENTER		3			3
VIRACOR		2	1	33%	3
HELIX DIAGNOSTICS			3	100%	3
NEW YORK STATE ELR - COLUMBIA MEMORIAL HOSPITAL LABORATORY		3			3
PALM BEACH COUNTY HEALTH DEPARTMENT LABORATORY			3	100%	3
WALGREENS #10775		3			3
PATIENT FIRST - ALLENTOWN			3	100%	3
MONTANA PUBLIC HEALTH LAB			3	100%	3
MARY IMOGENE BASSETT HOSPITAL COOPERSTOWN		3			3
LABCORP - PALM BEACH GARDENS			3	100%	3
PRISMA HEALTH MIDLANDS			3	100%	3
KEY WEST URGENT CARE, INC		3			3
WALGREENS #5317		3			3
NORTH FLORIDA PEDIATRICS JASPER			3	100%	3
CORAL GABLES HOSPITAL			3	100%	3
MONTANA DEPARTMENT OF PUBLIC HEALTH & HUMAN SERVICES			3	100%	3
MPG JACKSONVILLE ATLANTIC BLVD		1	2	67%	3
MADISON HEALTH AND REHAB			3	100%	3
MARSHALL MEDICAL CENTER SOUTH LAB		2	1	33%	3
EISENHOWER ARMY MEDICAL CENTER			3	100%	3
ALACHUA COUNTY HEALTH DEPARTMENT			3	100%	3
GUTHRIE MEDICAL GROUP LABORATORIES		3			3
CAPTAIN JAMES A. LOVELL FEDERAL HEALTHCARE CENTER			3	100%	3
TIMBER RIDGE LABORATORY			3	100%	3
ADVENT HEALTH LAKE WALES MEDICAL GROUP		2	1	33%	3
ADVANCED LAB			3	100%	3
ACCESS HEALTH CARE		2	1	33%	3
WALGREENS #19348		3			3
SSM HEALTH ST LOUIS MICROBIOLOGY LABORATORY		1	2	67%	3
UAB DIV OF INFECTIOUS DISEASES LAB		3			3
COOPER HOSPITAL/UNIVERSITY MEDICAL		3			3
WESLEY CHAPEL INTERNAL MEDICINE AND PEDIATRICS			3	100%	3
KEY WEST HEALTH AND REHAB			3	100%	3
BEEBE MEDICAL CENTER LABORATORY		3			3
MINUTECLINIC, LLC #08366		2	1	33%	3
MIAMI CANCER INSTITUTE			3	100%	3
BARONESS ERLANGER HOSPITAL		3			3

# COVID-19: testing by laboratory

Data through Sep 18, 2020 verified as of Sep 19, 2020 at 09:25 AM

Data in this report are provisional and subject to change.

The numbers in the table below represent the number of Florida and non-Florida residents for whom test results were received by the Department of Health. A person can be tested by more than one laboratory and can have both positive and negative results. **Therefore, the sum of the numbers in each column will be larger than the total number of people tested.**

Reporting lab	Inconclusive	Negative	Positive	Percent positive	Total
AMERICAN FAMILY CARE- ORANGE BEACH			3	100%	3
DOH-TAMPA BRANCH LABORATORY (MLK BLVD)			3	100%	3
COUNTY OF LOS ANGELES			3	100%	3
CALHOUN LIBERTY HOSPITAL			3	100%	3
BAY CARE LAB SERVICES/ST. ANTHONY'S HOSPITAL			3	100%	3
QUEST DIAGNOSTICS INCORPORATED			3	100%	3
MEDIPATH			3	100%	3
MAYO		1	2	67%	3
CHILDREN'S MEDICAL CENTER			3	100%	3
WEST			3	100%	3
SHARP MEMORIAL HOSPITAL MICROBIOLOGY DEPT			3	100%	3
KETTERING HEALTH			3	100%	3
UNC HOSPITAL/MCLENDON CLINICAL LABORATORIES			3	100%	3
ADVENTHEALTH CARROLLWOOD			3	100%	3
ADVENT HEALTH CENTRE CARE			3	100%	3
TELEVISIT MALABAR PEDIATRICS			3	100%	3
MARYLAND STATE DEPT OF HEALTH	2		1	33%	3
ST LUKES HOSPITAL LABORATORY		2	1	33%	3
LAHEY CLINIC MEDICAL CENTER			3	100%	3
NORTHERN LIGHT LABORATORY		1	2	67%	3
SIGNATURE CARE PFLUGERVILLE			3	100%	3
DEACONESS HOSPITAL			3	100%	3
UNIVERSITY OF MIAMI			3	100%	3
UNK		1	2	67%	3
ADVENTHEALTH CENTRA CARE - KID'S CARE			3	100%	3
VIRGINIA DIVISION OF CONSOLIDATED LABORATORIES			3	100%	3
YOUR FAMILY WALK-IN CLINIC			3	100%	3
THE UNIVERSITY OF VERMONT MEDICAL CENTER		3			3
CONSOLIDATED LABORATORY SERVICES			3	100%	3
ST JOSEPH WOMENS HOSPITAL			3	100%	3
THE CLINIC OF PEDIATRICS & GI MEDICINE, INC			3	100%	3
EGL GENETICS DIAGNOSTICS			3	100%	3
DACH MAIN LAB			3	100%	3
CVS SC2297110CV CHARLSTON		3			3
NORTHERN WESTCHESTER HOSPITAL LABORATORY		3			3
GENEVA GENERAL HOSPITAL LABORATORY		3			3
LABCORP PHOENIX		1	2	67%	3
MONTEFIORE NYACK HOSPITAL AFFILIATED LABORATORY		3			3
ILLINOIS DEPARTMENT OF PUBLIC HEALTH			3	100%	3
JACKSON SOUTH COMMUNITY HOSPITAL LAB			3	100%	3
PALMS WEST HOSPITAL			3	100%	3
PENNSYLVANIA DEPARTMENT OF HEALTH BUREAU OF LABORATORIES			3	100%	3
SOUTHEASTERN REGIONAL MEDICAL CENTER			3	100%	3
NOVANT HEALTH GOHEALTH URGENT CARE-HARRISBURG			3	100%	3
NEW YORK STATE ELR - INSTITUTE OF PATHOLOGY KINGS COUNTY		3			3
NEW YORK STATE ELR - VA NEW YORK HARBOR HEALTHCARE SYSTEM		3			3

# COVID-19: testing by laboratory

Data through Sep 18, 2020 verified as of Sep 19, 2020 at 09:25 AM

Data in this report are provisional and subject to change.

The numbers in the table below represent the number of Florida and non-Florida residents for whom test results were received by the Department of Health. A person can be tested by more than one laboratory and can have both positive and negative results. **Therefore, the sum of the numbers in each column will be larger than the total number of people tested.**

Reporting lab	Inconclusive	Negative	Positive	Percent positive	Total
NORTH BROWARD HOSPITAL DISTRICT HEALTHCARE FOR THE HOMELESS			3	100%	3
HEALTHY MINORS, LLC.		3			3
NEW YORK STATE ELR - GLENS FALLS HOSPITAL DEPARTMENT OF PATHOLOGY		3			3
NOVANT HEALTH INPATIENT CARE			3	100%	3
JOHNS HOPKINS MEDICAL LABORATORIES		1	2	67%	3
LIFE CARE CENTER OF HILLIARD			3	100%	3
SCIENTIFIC LABORATORY DIVISION			3	100%	3
PONCE THERAPY CARE CENTER			3	100%	3
NORTH NAPLES HOSPITAL RESPIRATORY THERAPY DEPARTMENT			3	100%	3
FAMILY AND INTERNAL MEDICINE AT AVALON PARK		3			3
GLEN COVE HOSPITAL		3			3
PUBLIC HEALTH LAB		3			3
SANFORD SOUTH UNIVERSITY		3			3
PLANTATION BAY REHAB FACILITY		2	1	33%	3
GANDY CROSSING CARE CENTER			2	100%	2
WHOLE CHILD PEDIATRICS			2	100%	2
PRECISION DIAGNOSTICS INC - NJ		2			2
TREASURE COAST COMMUNITY HEALTH			2	100%	2
URGENT CARE WEST CLINIC			2	100%	2
UF HEALTH FAMILY MEDICINE-KERNAN SQUARE			2	100%	2
FLORIDA CLINICAL LABORATORY INC			2	100%	2
VIGILINT HEALTHCARE		1	1	50%	2
ORLANDO HEALTH AND REHAB CENTER			2	100%	2
ARNOLD PALMER HOSPITAL LABORATORY			2	100%	2
PRORENATA LABS			2	100%	2
CELERION			2	100%	2
OSWEGO HOSPITAL LABORATORY		2			2
CVS MINUTE CLINIC			2	100%	2
STEWART ST ELIZABETH MEDICAL CENTER			2	100%	2
SOUTHERN OCEAN MEDICAL CENTER		2			2
ST LUKES HOSPITAL			2	100%	2
BOCA BIOLISTIC REFERENCE LAB			2	100%	2
TALLAHASSEE MEMORIAL HEALTHCARE FAMILY MED RESIDENCY			2	100%	2
ADVENTHEALTH MEDICAL GROUP INTERNAL MEDICINE AT WINTER HAVEN		1	1	50%	2
SPARROW CENTRAL LAB			2	100%	2
GENETIC ASSAYS INC			2	100%	2
DARDEN WELLNESS CENTER		2			2
HARTFORD HOSPITAL ANCILLARY LAB		1	1	50%	2
SJH			2	100%	2
NORTHWELL HEALTH			2	100%	2
LOWELL GENERAL HOSPITAL			2	100%	2
ALTRU DIAGNOSTICS INC			2	100%	2
LABCORP - OHIO			2	100%	2
JRS LABORATORY			2	100%	2
LEESBURG REGIONAL MEDICAL CENTER		1	1	50%	2
OHIO STATE UNIVERSITY MEDICAL CENTER			2	100%	2

# COVID-19: testing by laboratory

Data through Sep 18, 2020 verified as of Sep 19, 2020 at 09:25 AM

Data in this report are provisional and subject to change.

The numbers in the table below represent the number of Florida and non-Florida residents for whom test results were received by the Department of Health. A person can be tested by more than one laboratory and can have both positive and negative results. **Therefore, the sum of the numbers in each column will be larger than the total number of people tested.**

Reporting lab	Inconclusive	Negative	Positive	Percent positive	Total
NORTH DAKOTA DEPT OF HEALTH MICROBIOLOGY			2	100%	2
ROANE MEDICAL CENTER		1	1	50%	2
SCDHEC BUREAU OF LABORATORIES			2	100%	2
DEPARTMENT OF PATHOLOGY ROME MEMORIAL		2			2
SHANDS AT LAKE SHORE LAB			2	100%	2
UK HEALTHCARE			2	100%	2
NLC LABS			2	100%	2
SARASOTA MEMORIAL MEDICAL URGENT CARE CENTER			2	100%	2
MAKO MEDICAL			2	100%	2
INTERNAL MEDICINE ASSOCIATES-DUNELLON			2	100%	2
DYNACARE LABORATORIES			2	100%	2
FAST TRACK URGENT CARE CENTER - DOWNTOWN			2	100%	2
TEXAS DEPARTMENT OF STATE HEALTH SERVICES		1	1	50%	2
ERIE COUNTY MEDICAL CTR CLINICAL LABS		2			2
SOUTHEASTERN PEDIATRIC ASSOCIATES			2	100%	2
QUEST DIAGNOSTICS-OCALA-SW HIGHWAY 200		2			2
PHYSICIANS LABORATORY SERVICES			2	100%	2
UNIVERSITY OF AL STUDENT HEALTH CENTER			2	100%	2
BAYFRONT MEDICAL			2	100%	2
PIEDMONT HOSPITAL LAB			2	100%	2
RIVERVIEW MEDICAL CLINIC		2			2
PRACTICE MANAGEMENT OF AMERICA, INC.			2	100%	2
BAPTIST HEALTH MEDICAL CENTER			2	100%	2
GEISINGER MEDICAL CENTER		2			2
FLORIDA MEDICAL CLINIC PA		2			2
HOME ACCESS HEALTH			2	100%	2
WALGREENS #04417		2			2
BRITO MEDICAL CENTER			2	100%	2
MADISON COUNTY HEALTH DEPARTMENT		2			2
MONROE COUNTY HOSPITAL		2			2
LAKEWOOD RANCH ER 24/7			2	100%	2
MEDICAL CENTER ENTERPRISE			2	100%	2
ROCKEFELLER UNIVERSITY CLINICAL GENOMICS LABORATOR		2			2
MAILBOX DIAGNOSTICS		1	1	50%	2
LIFE CARE CITRUS COUNTY			2	100%	2
ST PETERSBURG PEDIATRICS-EAST BAY			2	100%	2
LEGACY LABORATORY SERVICES			2	100%	2
KORGENE LAB			2	100%	2
ST JOSEPHS CHILDRENS HOSPITAL OUTREACH			2	100%	2
FAMILY MEDICINE AT WATERMAN		2			2
LABORATORY CORPORTATION OF AMERICA		1	1	50%	2
MERCY HEALTH—MUSKEGON		2			2
ABSOLUTE HEALTH INTERNAL MED & PEDIATRICS		2			2
ALABAMA DEPARTMENT OF PUBLIC HEALTH			2	100%	2
MINUTECLINIC DIAGNOSTIC		1	1	50%	2
NEW YORK STATE ELR - ERIE COUNTY PUBLIC HEALTH CLINICAL		2			2

# COVID-19: testing by laboratory

Data through Sep 18, 2020 verified as of Sep 19, 2020 at 09:25 AM

Data in this report are provisional and subject to change.

The numbers in the table below represent the number of Florida and non-Florida residents for whom test results were received by the Department of Health. A person can be tested by more than one laboratory and can have both positive and negative results. **Therefore, the sum of the numbers in each column will be larger than the total number of people tested.**

Reporting lab	Inconclusive	Negative	Positive	Percent positive	Total
AVANTE ST CLOUD		2			2
NEW YORK STATE ELR - CENTREX CLINICAL LABS INC		2			2
MEDSTAR HARBOR HOSPITAL			2	100%	2
OHIO DEPARTMENT OF HEALTH LABORATORY		2			2
OKEECHOBEE HEALTHCARE FACILITY			2	100%	2
AMERICAN MEDICAL LABORATORIES			2	100%	2
NOT INDICATED			2	100%	2
QUEENS HOSPITAL CENTER		2			2
BIRMINGHAM VAMC		1	1	50%	2
BFT LAB			2	100%	2
CENTRA CARE WINTER HAVEN		1	1	50%	2
COASTAL MEDICAL LAB			2	100%	2
BAYLOR ESOTERIC AND MOLECULAR LAB			2	100%	2
MOUNT SINAI HOSPITAL LABORATORY		1	1	50%	2
MAINSTREET FAMILY URGENT CARE			2	100%	2
MEMORIAL HERMANN CONSOLIDATED LABORATORY SERVICES			2	100%	2
SUNCOAST BLOOD BANK			2	100%	2
SUNCOAST PATHOLOGY ASSOCIATES			2	100%	2
VIDANT MEDICAL CENTER			2	100%	2
ST. JOSEPH REGIONAL MEDICAL CENTER			2	100%	2
UT MEMPHIS UNIVERSITY HEALTH SERVICES			2	100%	2
EMORY UNIVERSITY HOSPITAL			2	100%	2
SYLVAN NURSING			2	100%	2
ENGLEWOOD HOSPITAL AND MEDICAL CENTER			2	100%	2
ADVANCED MEDICAL CARE			2	100%	2
ALLIANCE LABS @LRMC			2	100%	2
WALGREENS # 05818		2			2
WALGREENS #03136		2			2
ALVERNO CLINICAL LABORATORIES			2	100%	2
SENTARA NORFOLK GENERAL HOSPITAL CENTRAL LAB			2	100%	2
OMNI			2	100%	2
SANFORD REGIONAL HOSPITAL WORTHINGTON		2			2
W. FRANK WELLS NURSING HOME			2	100%	2
URGENT CARE TCMA			2	100%	2
THOMAS LANGLEY			2	100%	2
NOVADIX		2			2
VERMONT DEPARTMENT OF HEALTH LABORATORY		1	1	50%	2
LABCORP - STUART		1	1	50%	2
LABCORP SOUTH CHARLESTON			2	100%	2
BIO-TECH CLINICAL LABORATORIES			2	100%	2
Cleveland Clinic Weston			2	100%	2
NORTH SHORE HEMATOLOGY-ONCOLOGY ASSOCIATES, PC		2			2
VA HOSPITAL			2	100%	2
UC CORAL GABLES			2	100%	2
LABCORP - DAYTONA BEACH			2	100%	2
BIOHEALTH MEDICAL LAB INC			2	100%	2

# COVID-19: testing by laboratory

Data through Sep 18, 2020 verified as of Sep 19, 2020 at 09:25 AM

Data in this report are provisional and subject to change.

The numbers in the table below represent the number of Florida and non-Florida residents for whom test results were received by the Department of Health. A person can be tested by more than one laboratory and can have both positive and negative results. **Therefore, the sum of the numbers in each column will be larger than the total number of people tested.**

Reporting lab	Inconclusive	Negative	Positive	Percent positive	Total
CAREFAST+		1	1	50%	2
UNIVERSITY OF WASHINGTON MEDICAL CENTER			2	100%	2
CARL R DARNALL ARMY MEDICAL CENTER			2	100%	2
OKLAHOMA STATE DEPARTMENT OF HEALTH-PUBLIC HEALTH LABORATORY			2	100%	2
UNIVERSITY OF KANSAS MEDICAL CENTER			2	100%	2
NEW YORK STATE ELR - AUBURN COMMUNITY HOSPITAL		2			2
DEKALB MEDICAL CENTER LABORATORY			2	100%	2
MARSHFIELD LABORATORIES			2	100%	2
GREENVILLE MEMORIAL HOSPITAL LAB			2	100%	2
NEW YORK STATE DEPARTMENT OF HEALTH		1	1	50%	2
HEALTH FIRST IBM-UX			2	100%	2
PTC LABORATORIES			2	100%	2
MIDMICHIGAN MEDICAL CENTER			2	100%	2
OMNICARE PHARMACY OF TEXAS 1		2			2
JOHNSON CITY MEDICAL CENTER		1	1	50%	2
TRINITAS REGIONAL MEDICAL CENTER		1	1	50%	2
PREMIER LABORATORY SERVICES, LLC			2	100%	2
UNIVERSITY HOSPITAL OF BROOKLYN		2			2
NEBRASKA MEDICAL CENTER			2	100%	2
VETERANS OUTPATIENT CLINIC			2	100%	2
ACL LABORATORIES INDUSTRIAL TOXICOLOGY			2	100%	2
MADISON COUNTY MEMORIAL HOSP		1	1	50%	2
LAB UNKNOWN		2			2
ADVANCED URGENT CARE CENTER OF THE UPPER KEYS			2	100%	2
PREMIER MEDICAL LABORATORY			2	100%	2
RUSH UNIVERSITY MEDICAL CENTER LABORATORY			2	100%	2
WALGREENS #07388		2			2
MEDICAL CENTER AT OCEAN REEF		1	1	50%	2
GEORGIA DEPARTMENT OF PUBLIC HEALTH			2	100%	2
WALGREEN EASTERN CO, INC		2			2
WALGREENS # 03852		2			2
POINT OF CARE TESTING SITE			2	100%	2
JERSEY SHORE MEDICAL CENTER		2			2
UT SOUTHWESTERN MEDICAL CENTER			2	100%	2
LAB CORP PHOENIX			2	100%	2
NORTHEAST ALABAMA REGIONAL MEDICAL CENTER		1	1	50%	2
UNIVERSITY OF MARYLAND MEDICAL CENTER			2	100%	2
JACKSON LABORATORY OF GENOMIC MEDICINE		2			2
JOHN D. ARCHBOLD MEM. HOSPITAL			2	100%	2
MEMORIAL SLOAN KETTERING CANCER CENTER		1	1	50%	2
MEYER PEDIATRICS			2	100%	2
YORK HOSPITAL - LABORATORY			2	100%	2
NATIONWIDE LABORATORY SERVICES		1	1	50%	2
MEDLABS DIAGNOSTICS		2			2
APOLLO SURGERY CENTER			2	100%	2
LEXINGTON MEDICAL CENTER			2	100%	2



# COVID-19: testing by laboratory

Data through Sep 18, 2020 verified as of Sep 19, 2020 at 09:25 AM

Data in this report are provisional and subject to change.

The numbers in the table below represent the number of Florida and non-Florida residents for whom test results were received by the Department of Health. A person can be tested by more than one laboratory and can have both positive and negative results. **Therefore, the sum of the numbers in each column will be larger than the total number of people tested.**

Reporting lab	Inconclusive	Negative	Positive	Percent positive	Total
FIRST CARE - MIDDLESBORO			2	100%	2
PRECISION DIAGNOSTIC INC		2			2
VIRTUA MEMORIAL HOSPITAL BURLINGTON COUNTY			2	100%	2
PRIMECARE OF DOTHAN		1	1	50%	2
INTERNAL MEDICINE SPECIALISTS			2	100%	2
CONEMAUGH MEMORIAL MEDICAL CENTER		2			2
COMPUNET CLINICAL LAB			2	100%	2
COLORADO DEPARTMENT OF HEALTH LABORATORY SERVICES DIVISION			2	100%	2
FLORIDA HEALTH CARE PLANS			2	100%	2
ONslow MEMORIAL HOSPITAL LABORATORY		2			2
TRICORE REFERENCE LABORATORY		1	1	50%	2
PATHLINE			2	100%	2
HARMONY CLINIC		1	1	50%	2
FCHC (OB)-DARWIN SQUARE CTR.			2	100%	2
QUEST DIAGNOSTICS-OCALA-SE 3RD		2			2
JOHNNIE RUTH CLARKE LAB			2	100%	2
PUBLIC HEALTH LABORATORY	1		1	50%	2
RAINY LAKE MEDICAL CENTER			2	100%	2
CAREWELL 202			2	100%	2
SOUTHEAST GEORGIA HEALTH SYSTEM			2	100%	2
PHYSICIANS IMMEDIATE CARE AURORA			2	100%	2
TUFTS MEDICAL CENTER			2	100%	2
LABCORP - LEESBURG			2	100%	2
GEORGE SAFRAN MD PC		2			2
CLERMONT ADVENTHEALTH CENTRA CARE			2	100%	2
CORE BIO LABS			2	100%	2
GALEN BAYLOR EXTENSION		2			2
ADVENT HEALTH PRIMARY CARE AT OWASA			1	100%	1
ONPOINT URGENT CARE			1	100%	1
MILFORD REGIONAL HOSPITAL			1	100%	1
MISSOURI DEPARTMENT OF HEALTH AND SENIOR SERVICES - STATE PH LAB		1			1
TWIN			1	100%	1
CORTLAND REGIONAL MEDICAL CENTER		1			1
BEAUMONT REFERENCE LABORATORY			1	100%	1
TENNESSEE VALLEY HCS			1	100%	1
LAKEVIEW REGIONAL HOSPITAL			1	100%	1
BELLIN HEALTH LAB			1	100%	1
ASCENSION ST. VINCENT'S SOUTHSIDE			1	100%	1
USF			1	100%	1
ST. MARY MEDICAL CENTER		1			1
TGH Brandon Healthplex Laboratory			1	100%	1
LABCORP KANSAS CITY			1	100%	1
ACCESSLAB		1			1
MERITUS MEDICAL CENTER			1	100%	1
AUGUSTA HEALTH CLINICAL LABORATORY			1	100%	1
MERCYONE DES MOINES MEDICAL CENTER			1	100%	1

# COVID-19: testing by laboratory

Data through Sep 18, 2020 verified as of Sep 19, 2020 at 09:25 AM

Data in this report are provisional and subject to change.

The numbers in the table below represent the number of Florida and non-Florida residents for whom test results were received by the Department of Health. A person can be tested by more than one laboratory and can have both positive and negative results. **Therefore, the sum of the numbers in each column will be larger than the total number of people tested.**

Reporting lab	Inconclusive	Negative	Positive	Percent positive	Total
APS-SUMMIT CARE PHARMACY, LLC DBA OMNICARE		1			1
UNIVERSITY OF IOWA HOSPITALS & CLINICS			1	100%	1
THE CLINIC PREMISE HEALTH			1	100%	1
UNIVERSITY OF MISSOURI HEALTHCARE			1	100%	1
WYOMING PUBLIC HEALTH LAB			1	100%	1
BOSTON MEDICAL CENTER			1	100%	1
BRANDON OUTREACH CLINIC			1	100%	1
NORTHWEST FLORIDA CLINICAL LAB			1	100%	1
CBC LAB			1	100%	1
WELLOW URGENT CARE		1			1
UF KANAPAH LAB BEAKER		1			1
CGH MEDICAL CENTER			1	100%	1
BROOKSVILLE REGIONAL HOSPITAL			1	100%	1
CEDARS-SINAI MEDICAL CENTER			1	100%	1
JACKSON MADISON CO. GEN. HOSPITAL			1	100%	1
DSI LABORATORIES-NAPLES-7TH			1	100%	1
DOTHAN PEDIATRIC CLINIC			1	100%	1
QUEST DIAGNOSTICS INC		1			1
EDGAR PRICE FAMILY & CHILDREN HEALTHCARE CENTER			1	100%	1
BARDMOOR LABORATORY			1	100%	1
EDEN SPRINGS NURSING AND REHAB CENTER			1	100%	1
CVS/PHARMACY # 07762		1			1
ST.ELIZABETH HEALTH CENTER	1				1
CVS PHARMACY, INC DBA CVS/PHARMACY #00988		1			1
DESERT HOSPITAL/CPHU CLINICAL LABORATORY			1	100%	1
MIZELL MEMORIAL HOSPITAL			1	100%	1
THE CHILDREN'S HOSPITAL OF PHILADELPHIA		1			1
VA OUT PATIENT CENTER			1	100%	1
ADVENTIST HINSDALE HOSPITAL LABORATORY			1	100%	1
MDS PHARMA SERVICES		1			1
DELTON HEALTH CARE			1	100%	1
DOCTOR'S WALK-IN CLINIC / QUEST DIAGNOSTICS			1	100%	1
ADVENT HEALTH CENTRA CARE- AZALEA PARK			1	100%	1
DUKE UNIVERSITY POINT OF CARE TESTING PROGRAM			1	100%	1
Walker BaptistMedCtr			1	100%	1
AFFILIATED LABORATORIES INC			1	100%	1
ALLIANCE LABORATORY SERVICES			1	100%	1
DOCTOR'S IN-HOUSE LAB/COMMUNITY HEALTH CENTERS OF PINELLAS - JOHNNIE R			1	100%	1
QUEST - HOUSTON LAB			1	100%	1
WALK IN URGENT CARE			1	100%	1
MEDICAL CENTER OF CENTRAL GEORGIA			1	100%	1
ACCESS HEALTH CARE PHYSICIANS			1	100%	1
ESOTERIC LAB			1	100%	1
PEDIATRIC HEALTHCARE ALLIANCE			1	100%	1
DALLAS MEDICAL CENTER			1	100%	1
ADVANCED MEDICAL GROUP			1	100%	1

# COVID-19: testing by laboratory

Data through Sep 18, 2020 verified as of Sep 19, 2020 at 09:25 AM

Data in this report are provisional and subject to change.

The numbers in the table below represent the number of Florida and non-Florida residents for whom test results were received by the Department of Health. A person can be tested by more than one laboratory and can have both positive and negative results. **Therefore, the sum of the numbers in each column will be larger than the total number of people tested.**

Reporting lab	Inconclusive	Negative	Positive	Percent positive	Total
MONROE COUNTY HEALTH DEPARTMENT			1	100%	1
PERDIDO URGENT CARE			1	100%	1
WOMEN'S CARE FLORIDA LABORATORY			1	100%	1
PINNACLE DIALYSIS		1			1
PRISMA HEALTH TUOMEY LABORATORY			1	100%	1
ENZO LABS INC			1	100%	1
ECLRS			1	100%	1
CVS PHARMACY INC DBA CVS PHARMACY #10227		1			1
VILKOR SCIENTIFIC			1	100%	1
GEORGETOWN URGENT CARE			1	100%	1
SOUTH LAKE FAMILY HEALTH CENTER			1	100%	1
UT PATH			1	100%	1
UW HOSPITAL AND CLINICS			1	100%	1
LIBERTY HEALTH CENTER			1	100%	1
WALGREENS #10125		1			1
SOUTHWEST REGIONAL PCR LABORATORY			1	100%	1
ADVANCED URGENT CARE OF MARATHON			1	100%	1
UNKNOWN - MI			1	100%	1
MERCY - NORTH IOWA			1	100%	1
BRANDON REGIONAL EMERGENCY CTR			1	100%	1
SPECTRUM LABORATORY			1	100%	1
OCALA FAMILY MEDICAL CENTER		1			1
CHRISTIANA HOSPITAL		1			1
MEMORIAL HEALTH UNIVERSITY MEDICAL CENTER			1	100%	1
VELOCITY CARE			1	100%	1
GEORGE WASHINGTON UNIVERSITY HOSPITAL			1	100%	1
MARYLAND DEPARTMENT OF HEALTH AND MENTAL HYGIENE-LABORATORIES			1	100%	1
WARD MEMORIAL HOSPITAL		1			1
WALKIN MEDICAL URGENT CARE,NEW CITY			1	100%	1
CARITHERS PEDIATRIC GROUP			1	100%	1
SANTA MONICA CA-UCLA MC			1	100%	1
CAREWELL JW - WORCESTER LNC			1	100%	1
SCIENTIA DIAGNOSTICS			1	100%	1
CAROMONT HEALTH			1	100%	1
NORTON HEALTHCARE			1	100%	1
DERMDX, DIV OF AURORA DIAGNOSTICS/BERNHARDT LAB		1			1
CENTRAL DUPAGE HOSPITAL			1	100%	1
SUNY AT STONY BROOK			1	100%	1
NDX-CORE LAB			1	100%	1
ST. LUKE'S HOSPITAL - BETHLEHEM CAMPUS		1			1
DMC UNIVERSITY LABORATORIES		1			1
WALGREENS #10275		1			1
HILTON HEAD HOSPITAL/INPATIENT			1	100%	1
CENTRA CARE DR. PHILLIPS			1	100%	1
SYNAPSE ANALYTICAL LABS		1			1
PEACHEALTH LABORATORIES		1			1

# COVID-19: testing by laboratory

Data through Sep 18, 2020 verified as of Sep 19, 2020 at 09:25 AM

Data in this report are provisional and subject to change.

The numbers in the table below represent the number of Florida and non-Florida residents for whom test results were received by the Department of Health. A person can be tested by more than one laboratory and can have both positive and negative results. **Therefore, the sum of the numbers in each column will be larger than the total number of people tested.**

Reporting lab	Inconclusive	Negative	Positive	Percent positive	Total
WASHINGTON STATE DEPARTMENT OF HEALTH PUBLIC HEALTH LABORATORIES			1	100%	1
ST. LUCIE COUNTY HEALTH DEPARTMENT		1			1
TAMPA GENERAL MEDICAL GROUP LABORATORY HEALTHPARK			1	100%	1
HOUSTON HEALTH DEPARTMENT - BUREAU OF LABORATORY SERVICES			1	100%	1
ED FRASER MEMORIAL HOSPITAL			1	100%	1
SIGNATURE CARE MIDLAND			1	100%	1
ATHENS LIMESTONE HOSPITAL		1			1
SIPARADIGM, DIAGNOSTIC INFORMATICS			1	100%	1
SYNERGENE LABORATORY			1	100%	1
NEW GEN LABS			1	100%	1
RIVERSIDE METHODIST HOSPITAL LAB			1	100%	1
DOCS URGENT CARE			1	100%	1
WELLINGTON WEST 100176			1	100%	1
EAST TENNESSEE STATE UNIVERSITY		1			1
COMMONWEALTH OF MASSACHUSETTS			1	100%	1
MINUTECLINIC DIAGNOSTIC OF TEXAS		1			1
BAPTIST HEALTH LEXINGTON			1	100%	1
UW MEDICINE VIROLOGY LAB			1	100%	1
ALABAMA REFERENCE LAB			1	100%	1
CARESPOT OF NOCATEE			1	100%	1
US LABORATORIES			1	100%	1
BAYONET POINT HOSPITAL LAB			1	100%	1
BIODORON LABORATORIES			1	100%	1
BRISTOL REGINAL MEDICAL CENTER			1	100%	1
UNIVERSITY OF MARYLAND PATHOLOGY ASSOCIATES			1	100%	1
BEAUMONT HOSPITAL, GROSSE POINTE			1	100%	1
BEAUFORT MEMORIAL			1	100%	1
MISSION HOSPITAL			1	100%	1
CLIFTON-FINE HOSPITAL LABORATORY		1			1
MID FLORIDA CLINICAL LABORATORY			1	100%	1
WALGREENS #03234		1			1
TMH EC NORTHEAST LABORATORY			1	100%	1
WALGREENS #02798		1			1
UF STUDENT HEALTH CARED CENTER			1	100%	1
CAREWELL 203			1	100%	1
BASCOM PALMER-MICRO LAB			1	100%	1
VIRGINIA DEPT OF HEALTH OFFICE OF EPIDEMIOLOGY			1	100%	1
CHARLOTTE CHD PORT CHARLOTTE		1			1
ADVANCED MEDICAL LABORATORIES (AML)			1	100%	1
BARBARA O'REILLY MD PA		1			1
CLINICAL LABORATORY DEPARTMENT			1	100%	1
NEW YORK STATE ELR - FLUSHING HOSPITAL MEDICAL CENTER		1			1
VA OUTPATIENT CLINIC			1	100%	1
SPECTRUM ADVANCED TECHNOLOGY LABORATORY			1	100%	1
VAULT MEDICAL SERVICES			1	100%	1
VAULT HEALTH			1	100%	1

# COVID-19: testing by laboratory

Data through Sep 18, 2020 verified as of Sep 19, 2020 at 09:25 AM

Data in this report are provisional and subject to change.

The numbers in the table below represent the number of Florida and non-Florida residents for whom test results were received by the Department of Health. A person can be tested by more than one laboratory and can have both positive and negative results. **Therefore, the sum of the numbers in each column will be larger than the total number of people tested.**

Reporting lab	Inconclusive	Negative	Positive	Percent positive	Total
YUMA REGIONAL MEDICAL CENTER			1	100%	1
URGENT CARE NEW SMYRNA BEACH			1	100%	1
UPSON REGIONAL MEDICAL CENTER			1	100%	1
VALLEY HOSPITAL MEDICAL CENTER		1			1
BAYSHORE LABORATORY			1	100%	1
UTMB PATHOLOGY CLINICAL SERVICES LABORATORY			1	100%	1
UNIVERSITY OF BALTIMORE WASHINGTON MEDICAL CENTER			1	100%	1
ORMC-ARDEN/EOI			1	100%	1
REFERENCE LABORATORY			1	100%	1
UNIVERSITY OF FLORIDA			1	100%	1
UMASS MEMORIAL/MARLBORO HOSPITAL			1	100%	1
COLOR GENOMICS, INC.			1	100%	1
CAROLINAS HEALTHCARE SYSTEM LAB			1	100%	1
CARENOW URGENT CARE - LAKE MARY			1	100%	1
HYDE PARK MEDICAL CENTER		1			1
FLORIDA KEYS PED AND ADOLES CTR			1	100%	1
PLANT CITY PEDIATRICS		1			1
SOUTHERN LABORATORY			1	100%	1
WALGREENS # 7308		1			1
BAPTIST HEALTH MEDICAL PLAZA AT CORAL SPRINGS		1			1
AZALEA HEALTH			1	100%	1
WELLOW URGENT CARE-OSWEGO			1	100%	1
HARDIN MEMORIAL HOSPITAL - HEARTLAND PATHOLOGY CONSULTANTS			1	100%	1
WALGREENS # 19866		1			1
STEPHENS COUNTY HOSPITAL			1	100%	1
WALGREENS #05362		1			1
AFTER HOURS PEDIATRICS			1	100%	1
CENTRAL FLORIDA PEDIATRICS			1	100%	1
SCRIPPS CLINIC MEDICAL			1	100%	1
THOMAS HOSPITAL			1	100%	1
WILMINGTON VA MEDICAL CENTER			1	100%	1
ALLIANCE FOR MULTISPECIALTY RESEARCH		1			1
CRESTWOOD MEDICAL CENTER		1			1
Viracor Eurofins			1	100%	1
VISTA DEL SOL MED ASSOC		1			1
UNIVERSITY OF FLORIDA LAB-OUTPATIENT			1	100%	1
BAPTIST ER TOWN CTR			1	100%	1
UNIVERSITY OF MISSOURI HEALTH CARE			1	100%	1
ST MARY'S OF SAGINAW		1			1
WESTOX LABS		1			1
UNITED HEALTHCARE			1	100%	1
CQUENTIA NGS, LLC			1	100%	1
UNIVERSITY HOSPITALS OF CLEVELAND			1	100%	1
VITAE DIAGNOSTICS			1	100%	1
CHATSWORTH ASSISTED LIVING COMMUNITY AT PGA NATIONAL			1	100%	1
ORANGE COUNTY HEALTH DEPT			1	100%	1

# COVID-19: testing by laboratory

Data through Sep 18, 2020 verified as of Sep 19, 2020 at 09:25 AM

Data in this report are provisional and subject to change.

The numbers in the table below represent the number of Florida and non-Florida residents for whom test results were received by the Department of Health. A person can be tested by more than one laboratory and can have both positive and negative results. **Therefore, the sum of the numbers in each column will be larger than the total number of people tested.**

Reporting lab	Inconclusive	Negative	Positive	Percent positive	Total
GWINNETT MEDICAL CENTER			1	100%	1
HANCOCK REGIONAL HOSPITAL		1			1
PINELLAS PARK HEALTH CENTER - PINELLAS CHD			1	100%	1
PHYSICIANS IMMEDIATE CARE ELGIN			1	100%	1
HOLYOKE MEDICAL CENTER			1	100%	1
ELMHURST MEMORIAL HOSPITAL			1	100%	1
ISLAND COAST PEDIATRICS		1			1
INNOVATIVE HEALTH DIAGNOSTIC OF CALIFORNIA			1	100%	1
ST VINCENT'S ST CLAIR HOSPITAL LABORATORY		1			1
RENOWN REGIONAL MEDICAL CENTER			1	100%	1
GALVESTON COUNTY HEALTH DISTRICT			1	100%	1
FLORIDA MEDICAL CLINIC - MULTI SPECIALTY CAMPUS			1	100%	1
RHEA MEDICAL CENTER		1			1
GAMMA HEALTHCARE, INC		1			1
REGIONAL MEDICAL LABORATORY			1	100%	1
GSM OCED Subsection			1	100%	1
REMISE OCCUPATIONAL HEALTH SOLUTIONS INC			1	100%	1
PROGENESIS INC			1	100%	1
LABORATORY CORPORATION OF AMER			1	100%	1
LEGACY ER & URGENT CARE - FRISCO WEST			1	100%	1
LABCORP - LADY LAKE			1	100%	1
PRIME CARE FAMILY MEDICINE			1	100%	1
PRACTITIONERS IN MOTION			1	100%	1
POMONA VALLEY COMMUNITY HOSPITAL			1	100%	1
Mt Sinai Aventura			1	100%	1
NEW YORK PRESBYTERIAN HOSPITAL			1	100%	1
FLORIDA HOSPITAL APOPKA			1	100%	1
KENTUCKY CABINET FOR HEALTH AND FAMILY SERVICES			1	100%	1
KETTERING MEDICAL CENTER			1	100%	1
PARADIGM LABORATORIES			1	100%	1
JEFFERSON COUNTY HEALTH DEPARTMENT-MONTICELLO		1			1
KEY WEST BRANCH MEDICAL CLINIC			1	100%	1
EXPRESSCARE URGENT CARE CENTER			1	100%	1
NORDX			1	100%	1
PROPATH			1	100%	1
OCEAN MEDICAL CENTER		1			1
RHODE ISLAND DEPARTMENT OF HEALTH			1	100%	1
NORTH SHORE MEDICAL CENTER - SALEM HOSPITAL			1	100%	1
LONG ISLAND JEWISH FOREST HILLS HOSPITAL		1			1
LAWRENCE GENERAL HOSPITAL			1	100%	1
NORTHSIDE HOSPITAL DULUTH			1	100%	1
SAINT BARNABAS MEDICAL CENTER		1			1
NEW YORK STATE ELR - MONTEFIORE MEDICAL CENTER LABORATORIES - WEILER			1	100%	1
SUNRISE DIAGNOSTIC LABORATORY			1	100%	1
MAGNOLIA PEDIATRICS			1	100%	1
SEA LEVEL LABS			1	100%	1

# COVID-19: testing by laboratory

Data through Sep 18, 2020 verified as of Sep 19, 2020 at 09:25 AM

Data in this report are provisional and subject to change.

The numbers in the table below represent the number of Florida and non-Florida residents for whom test results were received by the Department of Health. A person can be tested by more than one laboratory and can have both positive and negative results. **Therefore, the sum of the numbers in each column will be larger than the total number of people tested.**

Reporting lab	Inconclusive	Negative	Positive	Percent positive	Total
HEALTHLINK DIAGNOSTIC LABORATORIES INC		1			1
HILLVIEW LABORATORY			1	100%	1
GLOBAL CENTRAL LABS AT PPD		1			1
HEALTH NETWORK LABORATORIES		1			1
PRIMEX CLINICAL LABORATORIES INC			1	100%	1
SOFTLAB			1	100%	1
LARGO MEDICAL CENTER INDIAN ROCKS			1	100%	1
RIVIERA BEACH HEALTH CENTER LAB			1	100%	1
PATHOLOGY REFERENCE LAB LLC			1	100%	1
SKIPPACK MEDICAL LAB			1	100%	1
EXPRESS LAB LIVINGSTON			1	100%	1
SIMED LABORATORY		1			1
SMITH NORTHVIEW HOSPITAL LAB			1	100%	1
SKY RIDGE MEDICAL CENTER - MICRO			1	100%	1
FIT4LIFE MEDICAL CENTER			1	100%	1
RIDGEWOOD DIAGNOSTIC LABORATORY			1	100%	1
SCIENCE CARE			1	100%	1
SANFORD MOBILE LAB PGA TOUR		1			1
STARR COUNTY MEMORIAL HOSPITAL			1	100%	1
MERCY MEDICAL CENTER			1	100%	1
MEDICAL CENTER LABORATORY			1	100%	1
MERCY HEALTH LAB			1	100%	1
MERITER LABORATORIES			1	100%	1
SPECIALTY DRUG TESTING			1	100%	1
SHAMRA MEDICAL LABORATORY			1	100%	1
EAST BANK HOSPITAL - UNIVERSITY OF MINNESOTA MEDICAL CENTER			1	100%	1
ST CATHERINE HOSPITAL LABORATORY			1	100%	1
PENINSULA REGIONAL MED CTR LAB			1	100%	1
HEALGEN SCIENTIFIC			1	100%	1
HENRY FORD WEST BLOOMFIELD HOSPITAL			1	100%	1
GREENTREE MEDICAL CENTER			1	100%	1
HARLEM HOSPITAL CENTER		1			1
HIGHLANDS CLINICAL LABORATORY			1	100%	1
NATIONAL JEWISH HEALTH			1	100%	1
NORTH BROWARD MEDICAL CENTER			1	100%	1
NOT GIVEN			1	100%	1
JACKSON CLINIC PA,THE			1	100%	1
INTERNATIONAL MEDICAL LABORATORY		1			1
SARKIS CLINICAL TRIALS			1	100%	1
GRACE PEDIATRICS			1	100%	1
SAINT JOSEPHS HOSPITAL OF ATLANTA			1	100%	1
FHCP-ORANGE CITY			1	100%	1
FLORIDA HOSPITAL WINTER GARDEN			1	100%	1
GOLDING-GRANADO MEDICAL ASSOCIATES		1			1
FLORIDA EPIDEMIOLOGY PROGRAM			1	100%	1
FLORIDA HOSPITAL LAKE MARY		1			1

# COVID-19: testing by laboratory

Data through Sep 18, 2020 verified as of Sep 19, 2020 at 09:25 AM

Data in this report are provisional and subject to change.

The numbers in the table below represent the number of Florida and non-Florida residents for whom test results were received by the Department of Health. A person can be tested by more than one laboratory and can have both positive and negative results. **Therefore, the sum of the numbers in each column will be larger than the total number of people tested.**

Reporting lab	Inconclusive	Negative	Positive	Percent positive	Total
MAGNOLIA ADULT, LLC			1	100%	1
MARCO ISLAND HOSPITAL INC D/B/A			1	100%	1
LUMICO LIFE INSURANCE COMPANY		1			1
Lourdes Hospital			1	100%	1
JW PLASTIC SURGERY			1	100%	1
MIAMI BEACH URGENT CARE			1	100%	1
MID-HUDSON VALLEY DIVISION OF WESTCHESTER MEDICAL		1			1
METRO HEALTH HOSPITAL LABORATORY		1			1
NAVAL BRANCH MEDICAL CLINIC			1	100%	1
NEW YORK UNIVERSITY MEDICAL CENTER			1	100%	1
MHS LAB		1			1
JOHN D. ARCHBOLD MEMORIAL HOSPITAL			1	100%	1
KANSAS DEPARTMENT OF HEALTH			1	100%	1
LABCORP-PORT ST.LUCIE		1			1
LATE HOURS URGENT CARE			1	100%	1
MCH PHYSICIANS GROUP			1	100%	1
LAKELAND MEDICAL CENTER			1	100%	1
MEDICAL UNIVERSITY SC HOSPITAL			1	100%	1
SACRED HEART MEDICAL GROUP			1	100%	1
LOYOLA UNIVERSITY MEDICAL CENTER LABORATORY			1	100%	1
OMNICARE PHARMACY OF TEXAS 1, LP		1			1
PALMETTO PRIMARY CARE PHYSICIANS			1	100%	1
OHIO DEPARTMENT OF HEALTH			1	100%	1
PALM SPRINGS GENERAL HOSPITAL			1	100%	1
LAKEVIEW HEALTH SYSTEMS			1	100%	1
LABORTORY COPRORATION OF AMERICA			1	100%	1
LEESBURG FAMILY MEDICINE		1			1
PARKWAY REGIONAL MEDICAL CENTER LAB			1	100%	1
GRAND VIEW HOSPITAL			1	100%	1
PEDIATRIC ASSOCIATES - JACKSONVILLE			1	100%	1
Masonic Medical Research Institute			1	100%	1
MID FLORIDA COMMUNITY SERVICES			1	100%	1
HEALTH ALLIANCE			1	100%	1
MD ANDERSON			1	100%	1
MAYO CLINIC LABS			1	100%	1
MEDICAL ARTS LABORATORY			1	100%	1
PALOS COMMUNITY HOSPITAL LABORATORY			1	100%	1
HENRICO DOCTOR'S LABORATORY			1	100%	1
INTERMOUNTAIN MEDICAL CENTER			1	100%	1
PORT SAINT JOHN FAMILY PRACTICE			1	100%	1
POUDRE VALLEY HOSPITAL			1	100%	1
OAKWOOD HOSPITAL - SOUTHSHORE			1	100%	1
HAWAII DEPARTMENT OF HEALTH LAB			1	100%	1
HAVASU REGIONAL MEDICAL CENTER			1	100%	1
REGIONAL MEDICAL CENTER BAYONET POINT			1	100%	1
HEALTH CENTERS AT BRENTWOOD			1	100%	1



# COVID-19: testing by laboratory

Data through Sep 18, 2020 verified as of Sep 19, 2020 at 09:25 AM

Data in this report are provisional and subject to change.

The numbers in the table below represent the number of Florida and non-Florida residents for whom test results were received by the Department of Health. A person can be tested by more than one laboratory and can have both positive and negative results. **Therefore, the sum of the numbers in each column will be larger than the total number of people tested.**

Reporting lab	Inconclusive	Negative	Positive	Percent positive	Total
KANA MEDICAL			1	100%	1
JS HEALTHCARE			1	100%	1
LABCORP HOUSTON			1	100%	1
Lab MSMC Hialeah			1	100%	1
IVAN, MAYA			1	100%	1
INFECTION CONTROL DEPT			1	100%	1
IN & OUT URGENT CARE METAIRIE			1	100%	1
PEACEHEALTH LABORATORIES			1	100%	1
INDIAN RIVER CLINICAL LABORATORY, INC.		1			1
AFFINITY URGENT CARE			1	100%	1
NEW YORK STATE ELR - MERCY MEDICAL CENTER		1			1
FLORIDA CANCER SPECIALISTS AND RESEARCH			1	100%	1
NCF DIAGNOSTICS & DNA TECHNOLOGIES LAB		1			1
AMD			1	100%	1
ASCENSION ST. MICHAEL'S HOSPITAL LAB			1	100%	1
BABTIST HOSPITAL			1	100%	1
GIFFORD MEMORIAL HOSPITAL		1			1
ANGEL KIDS PEDIATRICS- NORMANDY LOCATION		1			1
MUNSON MEDICAL CENTER			1	100%	1
LIFELINK TRANSPLANT INSTITUTE LAB			1	100%	1
LABCORP - JACKSONVILLE			1	100%	1
DELAWARE DIAGNOSTICS LABS			1	100%	1
JEFFERSON WASHINGTON TOWNSHIP HOSPITAL		1			1
ESOTERIX GENETIC LABORATORIES		1			1
IGENEX INC		1			1
EAST FL CORE LAB			1	100%	1
NAVAL MEDICAL CENTER			1	100%	1
CRESTVIEW REHABILITATION CENTER			1	100%	1
WEST VIRGINIA UNIVERSITY HOSPITALS			1	100%	1
CLEVELAND CLINIC OHIO LABORATORIES			1	100%	1
LABCORP LAFAYETTE		1			1
WEST KENDALL HOSPITAL			1	100%	1
LABCORP - HOLLYWOOD			1	100%	1
WALGREENS #06961		1			1
CRUC CMCH-COVID-19		1			1
CULVER CITY URGENT CARE			1	100%	1
BLUEWATER TOXICOLOGY			1	100%	1
BMC/JACSONVILLE		1			1
BAYSTATE MEDICAL CENTER			1	100%	1
BERKSHIRE MEDICAL CENTER			1	100%	1
NEW YORK STATE ELR - ST BARNABAS HOSPITAL		1			1
FLORIDA DEPARTMENT OF HEALTH PALM BEACH COUNTY			1	100%	1
CHP COVID-19 (TX)			1	100%	1
FLORIDA HOSPITAL LAB			1	100%	1
CAREWELL URGENT CARE FITCHBURG			1	100%	1
LabCorp L#09258090 M#09258105			1	100%	1

# COVID-19: testing by laboratory

Data through Sep 18, 2020 verified as of Sep 19, 2020 at 09:25 AM

Data in this report are provisional and subject to change.

The numbers in the table below represent the number of Florida and non-Florida residents for whom test results were received by the Department of Health. A person can be tested by more than one laboratory and can have both positive and negative results. **Therefore, the sum of the numbers in each column will be larger than the total number of people tested.**

Reporting lab	Inconclusive	Negative	Positive	Percent positive	Total
BAYCARE OUTREACH LAB			1	100%	1
BAYFRONT HEALTH DADE CITY			1	100%	1
NEW YORK STATE ELR - CHAMPLAIN VALLEY PHYSICIANS HOSPITAL		1			1
NEW YORK CITY DEPARTMENT OF HEALTH			1	100%	1
BAYLOR COLLEGE OF MEDICINE			1	100%	1
MAIMONIDES MEDICAL CENTER		1			1
MINUTE CLINIC DIAGNOSTIC OF VIRGINIA		1			1
MORTON PLANT			1	100%	1
BLOOD SYSTEMS LABORATORIES			1	100%	1
MARYLAND DEPARTMENT OF HEALTH AND MENTAL HYGIENE			1	100%	1
NORTH RIVER FAMILY HEALTH CENTER			1	100%	1
NOVANT HEALTH PRESBYTERIAN			1	100%	1
MD NOW URGENT CARE CENTER INC.			1	100%	1
AFC PATRIOT URGENT CARE			1	100%	1
MEDICAL CLINIC OF HOUSTON			1	100%	1
MARINA DEL REY HOSPITAL LAB			1	100%	1
NORTH CAROLINA STATE LABORATORY OF PUBLIC HEALTH, SPECTRUM LAB NETWORK			1	100%	1
MEDCOMP SCIENCES, LLC			1	100%	1
CHIEFLAND MEDICAL CENTER			1	100%	1
CITRUS PARK			1	100%	1
CAREWELL URGENT CARE			1	100%	1
CATHOLIC HEALTH SYSTEM DEPT LABORATORY		1			1
LONGWOOD HEALTH AND REHABILITATION CENTER			1	100%	1
MOSAIC MEDICAL CENTER MARYVILLE			1	100%	1
CVS/PHARMACY #12000		1			1
CPL LABS			1	100%	1
LAFAYETTE NURSING AND REHAB			1	100%	1
BLUFFTON HEALTH CENTER			1	100%	1
BOULDER COMMUNITY HOSPITAL			1	100%	1
MEDSTAR HEALTH URGENT CARE			1	100%	1
MEDONE URGENT CARE			1	100%	1
CAH ACQUISITION COMPANY 11 LLC			1	100%	1
MINUTECLINIC DIAGNOSTICS MEDICAL GROUP		1			1
MARION COUNTY HEALTH DEPARTMENT			1	100%	1
MC DIAGNOSTIC OF CONNECTICUT PC #459		1			1
LUCID DIAGNOSTICS LABS			1	100%	1
CVS UT2297068CV SALT LAKE CITY		1			1
State Lab Unspecifd			1	100%	1
HACKENSACK UNIVERSITY MEDICAL CENTER		1			1
SUMMIT LABORATORY			1	100%	1
BAYCARE MEDICAL GROUP			1	100%	1
PATHGROUP LABS, LLC			1	100%	1
CANDLER HOSPITAL			1	100%	1
CELEBRATION HOSPITAL			1	100%	1
BIOMERIEUX			1	100%	1
CALIFORNIA PUBLIC HEALTH LABORATORY			1	100%	1

# COVID-19: testing by laboratory

Data through Sep 18, 2020 verified as of Sep 19, 2020 at 09:25 AM

Data in this report are provisional and subject to change.

The numbers in the table below represent the number of Florida and non-Florida residents for whom test results were received by the Department of Health. A person can be tested by more than one laboratory and can have both positive and negative results. **Therefore, the sum of the numbers in each column will be larger than the total number of people tested.**

Reporting lab	Inconclusive	Negative	Positive	Percent positive	Total
TRUMAN MEDICAL CENTER - HOSPITAL HILL			1	100%	1
TITUSVILLE FAMILY PRACTICE			1	100%	1
UNITED LABORATORY SERVICE			1	100%	1
UNITED CLINICAL LABORATORIES			1	100%	1
TIEHH BIOTERRORISM RESPONSE LAB			1	100%	1
HORIZON MEDICAL CENTER			1	100%	1
SV MOBILE HEALTH			1	100%	1
THE HEART HOSPITAL BAYLOR PLANO			1	100%	1
TENNESSEE DOH - KNOXVILLE			1	100%	1
RASHDA ALBIBI M.D. P.A.			1	100%	1
SMITH KLINE			1	100%	1
DEPARTMENT OF HEALTH AND HUMAN SERVICES DIVISION OF BEHAVIORAL HEALTH		1			1
QUEST DIAGNOSTICS-WEST HILLS		1			1
SHARON REGIONAL MEDICAL CENTER			1	100%	1
FALMOUTH BY THE SEA			1	100%	1
RAPID CITY RUGENT CARE			1	100%	1
SCIENTIFIC LABORATORY COMPANY		1			1
EXCEL URGENT CARE OF NJ			1	100%	1
STANFORD HEALTH CARE ANATOMIC PATHOLOGY & CLINICAL LAB			1	100%	1
ST. VINCENT HOSPITAL			1	100%	1
SUNY UPSTATE MEDICAL UNIVERSITY			1	100%	1
GENETIC TECHNOLOGICAL INNOVATIONS			1	100%	1
CFCH - FROSTPROOF			1	100%	1
FLORIDA DEPARTMENT OF HEALTH IN MIAMI DADE COUNTY			1	100%	1
SPRING HILL REGIONAL HOSPITAL			1	100%	1
CHESAPEAKE REGIONAL MEDICAL CENTER			1	100%	1
CONWAY MEDICAL CENTER			1	100%	1
UNITED MEMORIAL MEDICAL CENTER			1	100%	1
THE WOLFF CENTER FOR CHILD & ADOLESCENT HEALTH			1	100%	1
TEXAS MEDCLINIC			1	100%	1
TIMPANOGOS REGIONAL HOSPITAL			1	100%	1
ELITE CARE			1	100%	1
TENNOVA HEALTHCARE - CLEVELAND			1	100%	1
ADVANCED LABORATORY SERVICES			1	100%	1
SPRINGS MEDICAL LAB			1	100%	1
TAMPA		1			1
STANLY REGIONAL MEDICAL CENTER			1	100%	1
URGENT CARE CLINIC OF LINCOLN			1	100%	1
DE TAR HOSPITAL			1	100%	1
VA GREATER LOS ANGELES HEALTH CARE SYSTEM			1	100%	1
UT AUSTIN UNIVERSITY HEALTH SERVICES			1	100%	1
DHEC - S.C PUBLIC HEALTH LAB			1	100%	1
UMASS MEMORIAL MEDICAL CENTER, INC		1			1
DUKE HEALTH REGIONAL HOSPITAL			1	100%	1
UNIVERSITY LAB			1	100%	1
NORTHPORT MEDICAL CENTER LAB		1			1

# COVID-19: testing by laboratory

Data through Sep 18, 2020 verified as of Sep 19, 2020 at 09:25 AM

Data in this report are provisional and subject to change.

The numbers in the table below represent the number of Florida and non-Florida residents for whom test results were received by the Department of Health. A person can be tested by more than one laboratory and can have both positive and negative results. **Therefore, the sum of the numbers in each column will be larger than the total number of people tested.**

Reporting lab	Inconclusive	Negative	Positive	Percent positive	Total
VAIL VALLEY MEDICAL CENTER			1	100%	1
VA HOSPITAL PATH & LAB			1	100%	1
ARKANSAS DEPARTMENT OF HEALTH			1	100%	1
AUSTIN REGIONAL CLINIC MICROBIOLOGY LAB			1	100%	1
US SPECIALTY LABS			1	100%	1
UNKN			1	100%	1
BAPTIST HEALTH EXPRESS CARE AT KEY BISCAYNE			1	100%	1
AVERA ST. MARY'S HOSPITAL			1	100%	1
UPMC NORTHWEST HOSPITAL			1	100%	1
SELF REGIONAL HEALTHCARE			1	100%	1
ALABAMA CLINICS			1	100%	1
SPARTANBURG REGIONAL MEDICAL CENTER			1	100%	1
SOUTHWEST FLORIDA DIVISION LAB			1	100%	1
SANFORD PGA CH BUFFALO RIDGE SPRINGS		1			1
VIVEX/UMTB BIOMEDICAL			1	100%	1
ILLINOIS DEPT OF PUBLIC HEALTH LABS			1	100%	1
INSPIRIT SENIOR LIVING			1	100%	1
ARIZONA STATE LABORATORY			1	100%	1
<b>Total</b>	<b>40,602</b>	<b>6,182,971</b>	<b>876,603</b>	<b>12%</b>	<b>7,100,176</b>