

# COVID-19: summary of persons monitored, persons tested, and cases

Data through Sep 16, 2020 verified as of Sep 17, 2020 at 09:25 AM

Data in this report are provisional and subject to change.

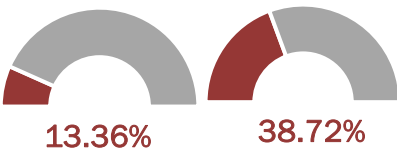
Monitored persons: people the Florida Department of Health was notified of for possible monitoring because they are a contact of a case, traveled from China, or were identified by the Centers for Disease Control and Prevention (CDC) as a part of a airline/ship contact investigation

Total reports	239,115
Total persons of high, medium, or unknown risk	235,461
High/medium/unknown risk still being monitored	17,504

Persons tested: includes PCR and antigen test results received by the Department of Health from the state public health laboratory (BPHL), as well as commercial and hospital laboratories

	Florida residents	Non-Florida residents
Total tested	4,997,489	20,568
Positive	666,507	7,949
Negative	4,323,939	12,578
Inconclusive	7,043	41
Awaiting testing	3,785	32

Cumulative percent positivity (based on positive and negative results from March 1 - present)



Cases: people with positive PCR or antigen test result

Total cases	674,456
Florida residents	666,507
Non-Florida residents	7,949
Type of testing	
Florida residents	666,507
Positive by BPHL/CDC	23,852
Positive by commercial/hospital lab	642,655
PCR positive	653,089
Antigen positive	13,418
Non-Florida residents	7,949
Positive by BPHL/CDC	249
Positive by commercial/hospital lab	7,700
PCR positive	7,576
Antigen positive	373

Characteristics	
Florida residents hospitalized	42,047
Florida resident deaths	13,086
Non-Florida resident deaths	161

Hospitalized counts include anyone who was hospitalized at some point during their illness. It does not reflect the number of people currently hospitalized.

More information on deaths identified through death certificate data is available on the National Center for Health Statistics website at [www.cdc.gov/nchs/nvss/vsrr/COVID19/index.htm](http://www.cdc.gov/nchs/nvss/vsrr/COVID19/index.htm).

Risk factors for Florida residents	
Traveled	5,302
Contact with a known case	235,317
Traveled and contact with a known case	5,602
Neither	420,286
No travel and no contact	82,250
Travel is unknown	245,096
Contact is unknown	164,856
Contact is pending	155,587

Travel can be unknown and contact can be unknown or pending for the same case, these numbers will sum to more than the "neither" total.

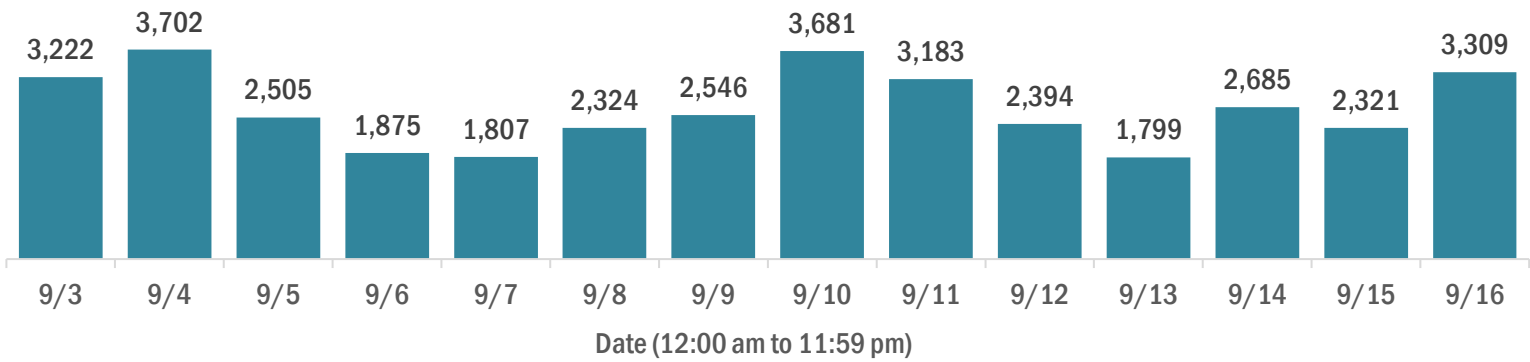
# COVID-19: cases and laboratory testing over time

Data through Sep 16, 2020 verified as of Sep 17, 2020 at 09:25 AM

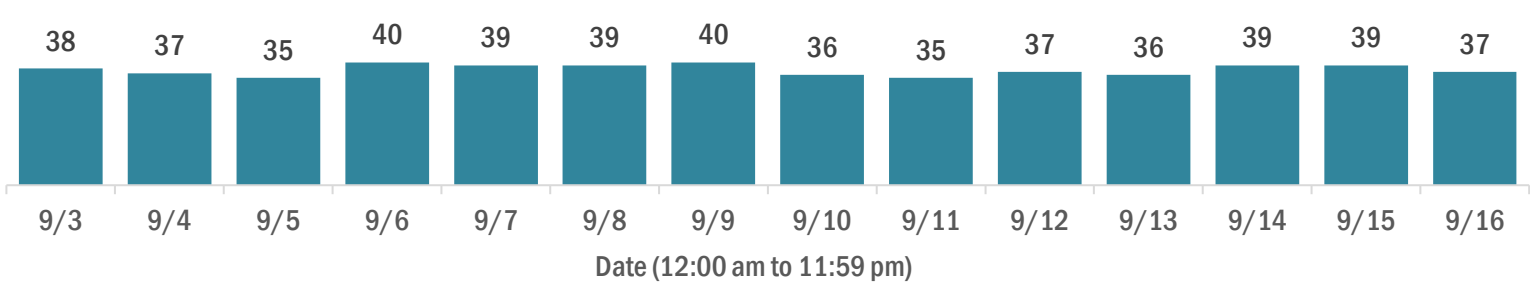
Data in this report are provisional and subject to change.

Cases in Florida residents per day for the past 2 weeks

Number of cases per day



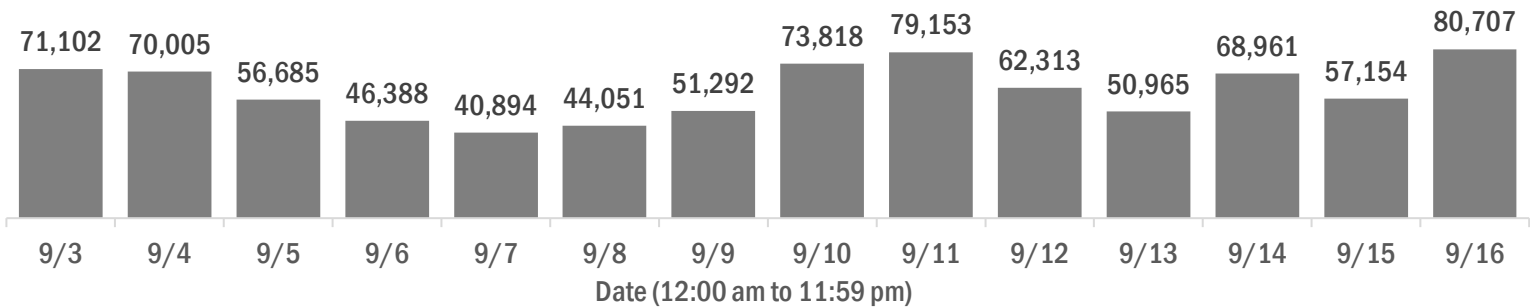
Median age of cases by day



Laboratory testing for Florida residents over the past 2 weeks

Number of Florida residents tested per day

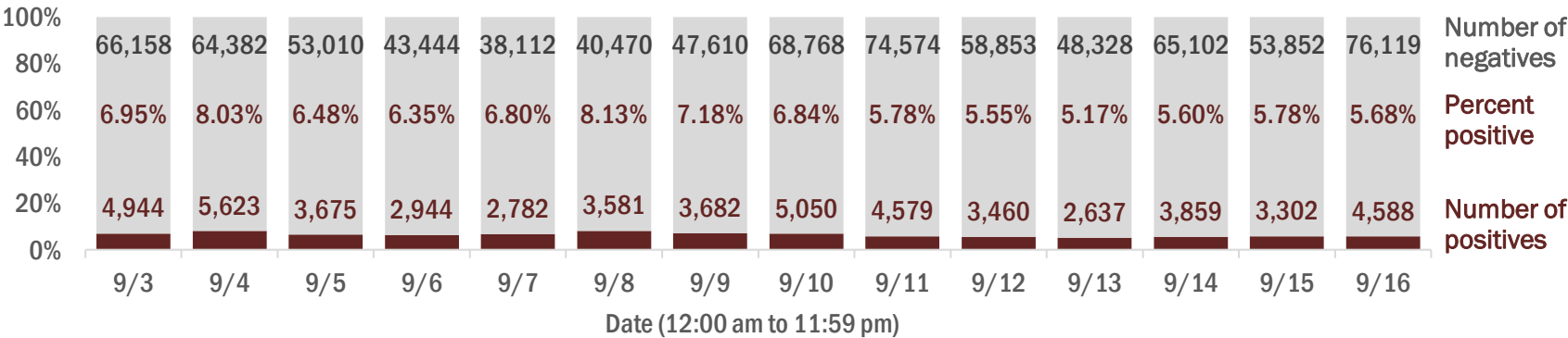
These counts include the number of people for whom the Department received PCR or antigen laboratory results by day. People tested on multiple days will be included for each day a new result was received. A person is only counted once for each day they are tested, regardless of whether multiple specimens are tested or multiple results are received.



Number and percent of Florida residents with positive test results

The percent of positive results ranged from 5.17% to 8.13% over the past 2 weeks and was 5.68% yesterday.

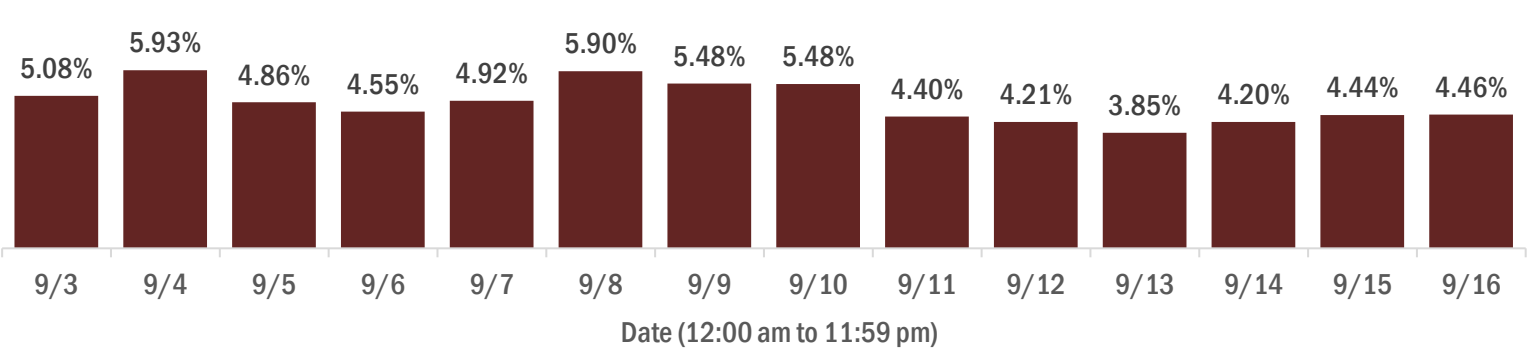
These counts include the number of people for whom the Department received PCR or antigen laboratory results by day. People tested on multiple days will be included for each day a new result was received. A person is only counted once for each day they are tested, regardless of whether multiple specimens are tested or multiple results are received. If a person has a positive specimen and a negative specimen in the same day, only the positive result is counted.



Percent positivity for new cases in Florida residents

The percent of positive results ranged from 3.85% to 5.93% over the past 2 weeks and was 4.46% yesterday.

This percent is the number of people who test PCR- or antigen-positive for the first time divided by all the people tested that day, excluding people who have previously tested positive.



# COVID-19: characteristics of 666,507 Florida resident cases

Data through Sep 16, 2020 verified as of Sep 17, 2020 at 09:25 AM

Data in this report are provisional and subject to change.

Age group	Cases		Hospitalizations		Deaths	
0-4 years	11,408	<div><div></div></div> 2%	265	<div><div></div></div> 1%	0	0%
5-14 years	28,011	<div><div></div></div> 4%	241	<div><div></div></div> 1%	4	0%
15-24 years	103,847	<div><div></div></div> 16%	1,074	<div><div></div></div> 3%	31	0%
25-34 years	123,231	<div><div></div></div> 18%	2,362	<div><div></div></div> 6%	86	1%
35-44 years	107,693	<div><div></div></div> 16%	3,577	<div><div></div></div> 9%	227	2%
45-54 years	105,715	<div><div></div></div> 16%	5,333	<div><div></div></div> 13%	534	4%
55-64 years	86,798	<div><div></div></div> 13%	7,401	<div><div></div></div> 18%	1,410	11%
65-74 years	50,985	<div><div></div></div> 8%	8,290	<div><div></div></div> 20%	2,755	21%
75-84 years	29,534	<div><div></div></div> 4%	7,776	<div><div></div></div> 18%	3,794	29%
85+ years	17,355	<div><div></div></div> 3%	5,717	<div><div></div></div> 14%	4,244	32%
Unknown	1,930	<div><div></div></div> 0%	11	<div><div></div></div> 0%	1	0%
Total	666,507		42,047		13,086	

Gender	Cases	
Female	342,440	<div><div></div></div> 51%
Male	319,946	<div><div></div></div> 48%
Unknown	4,121	<div><div></div></div> 1%
Total	666,507	

Ethnicity	Cases		Hospitalizations		Deaths	
Hispanic	193,268	<div><div></div></div> 29%	12,436	<div><div></div></div> 30%	3,274	<div><div></div></div> 25%
Non-Hispanic	265,721	<div><div></div></div> 40%	26,961	<div><div></div></div> 64%	8,502	<div><div></div></div> 65%
Unknown	207,518	<div><div></div></div> 31%	2,650	<div><div></div></div> 6%	1,310	<div><div></div></div> 10%
Total	666,507		42,047		13,086	

Race and ethnicity	Cases		Hospitalizations		Deaths	
White	293,917	<div><div></div></div> 44%	25,266	<div><div></div></div> 60%	8,783	<div><div></div></div> 67%
Hispanic	126,897	<div><div></div></div> 19%	8,730	<div><div></div></div> 21%	2,538	<div><div></div></div> 19%
Non-Hispanic	144,592	<div><div></div></div> 22%	15,587	<div><div></div></div> 37%	5,720	<div><div></div></div> 44%
Unknown	22,428	<div><div></div></div> 3%	949	<div><div></div></div> 2%	525	<div><div></div></div> 4%
Black	103,767	<div><div></div></div> 16%	10,060	<div><div></div></div> 24%	2,507	<div><div></div></div> 19%
Hispanic	4,837	<div><div></div></div> 1%	437	<div><div></div></div> 1%	89	<div><div></div></div> 1%
Non-Hispanic	89,328	<div><div></div></div> 13%	9,305	<div><div></div></div> 22%	2,302	<div><div></div></div> 18%
Unknown	9,602	<div><div></div></div> 1%	318	<div><div></div></div> 1%	116	<div><div></div></div> 1%
Other race	89,049	<div><div></div></div> 13%	5,133	<div><div></div></div> 12%	1,089	<div><div></div></div> 8%
Hispanic	45,217	<div><div></div></div> 7%	2,912	<div><div></div></div> 7%	533	<div><div></div></div> 4%
Non-Hispanic	27,778	<div><div></div></div> 4%	1,933	<div><div></div></div> 5%	430	<div><div></div></div> 3%
Unknown	16,054	<div><div></div></div> 2%	288	<div><div></div></div> 1%	126	<div><div></div></div> 1%
Unknown race	179,774	<div><div></div></div> 27%	1,588	<div><div></div></div> 4%	707	<div><div></div></div> 5%
Hispanic	16,317	<div><div></div></div> 2%	357	<div><div></div></div> 1%	114	<div><div></div></div> 1%
Non-Hispanic	4,023	<div><div></div></div> 1%	136	<div><div></div></div> 0%	50	<div><div></div></div> 0%
Unknown	159,434	<div><div></div></div> 24%	1,095	<div><div></div></div> 3%	543	<div><div></div></div> 4%
Total	666,507		42,047		13,086	

**Hospitalization** counts include anyone who was hospitalized at some point during their illness. It does not reflect the number of people currently hospitalized. **Other race** includes any person with a race of American Indian/Alaskan native, Asian, native Hawaiian/Pacific Islander, or other.

# COVID-19: deaths in Florida residents and staff of long-term care facilities

Data through Sep 16, 2020 verified as of Sep 17, 2020 at 09:25 AM

Data in this report are provisional and subject to change.

For current cases in residents or staff of long-term care facilities, please visit: <https://floridahealthcovid19.gov/>

County	Deaths			County	Deaths			County	Deaths		
Dade	765	<div></div>	14%	Jackson	58	<div></div>	1%	Madison	10	<div></div>	0%
Palm Beach	543	<div></div>	10%	Indian River	56	<div></div>	1%	Gadsden	8	<div></div>	0%
Pinellas	500	<div></div>	9%	Hernando	52	<div></div>	1%	Gilchrist	8	<div></div>	0%
Broward	384	<div></div>	7%	Clay	51	<div></div>	1%	Lafayette	7	<div></div>	0%
Hillsborough	289	<div></div>	5%	Okaloosa	50	<div></div>	1%	Calhoun	6	<div></div>	0%
Polk	268	<div></div>	5%	Suwannee	47	<div></div>	1%	Jefferson	5	<div></div>	0%
Lee	243	<div></div>	5%	Osceola	44	<div></div>	1%	Baker	3	<div></div>	0%
Brevard	162	<div></div>	3%	St. Johns	30	<div></div>	1%	Flagler	3	<div></div>	0%
Duval	146	<div></div>	3%	Highlands	28	<div></div>	1%	Taylor	3	<div></div>	0%
Sarasota	144	<div></div>	3%	Citrus	25	<div></div>	0%	Bradford	2	<div></div>	0%
St. Lucie	134	<div></div>	2%	Bay	23	<div></div>	0%	Hardee	2	<div></div>	0%
Seminole	129	<div></div>	2%	Sumter	22	<div></div>	0%	Holmes	2	<div></div>	0%
Manatee	126	<div></div>	2%	Hendry	19	<div></div>	0%	Monroe	2	<div></div>	0%
Marion	120	<div></div>	2%	Alachua	18	<div></div>	0%	Desoto	1	<div></div>	0%
Orange	111	<div></div>	2%	Leon	18	<div></div>	0%	Gulf	1	<div></div>	0%
Volusia	111	<div></div>	2%	Columbia	16	<div></div>	0%	Levy	1	<div></div>	0%
Escambia	101	<div></div>	2%	Santa Rosa	16	<div></div>	0%	Total	5,377		
Pasco	94	<div></div>	2%	Nassau	15	<div></div>	0%				
Collier	87	<div></div>	2%	Walton	13	<div></div>	0%				
Martin	80	<div></div>	1%	Putnam	12	<div></div>	0%				
Lake	78	<div></div>	1%	Washington	12	<div></div>	0%				
Charlotte	62	<div></div>	1%	Okeechobee	11	<div></div>	0%				

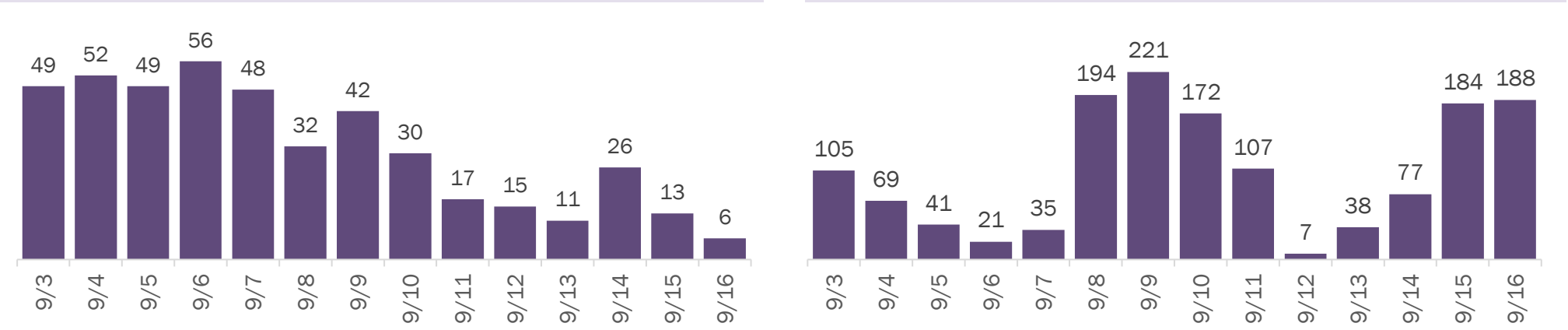
**Note:** cases are summarized by the county of usual residence. Residents and staff may be cases associated with facilities that are not in their county of usual residence, resulting in cases being included below for counties that do not have facilities with known cases.

# COVID-19: cases in Florida residents who have died

Data through Sep 16, 2020 verified as of Sep 17, 2020 at 09:25 AM

Data in this report are provisional and subject to change.

Demographics for all identified COVID-19 deaths: 13,086				
Deaths by date of death			Deaths by date reported to the Department	



Median age: 79 years				
Age group	Deaths	Cases	Case fatality rate	Mortality rate per 100,000 population
0-4 years	0	11,408	0.0%	0.0
5-14 years	4	28,011	0.0%	0.2
15-24 years	31	103,847	0.0%	1.2
25-34 years	86	123,231	0.1%	3.0
35-44 years	227	107,693	0.2%	8.7
45-54 years	534	105,715	0.5%	19.2
55-64 years	1,410	86,798	1.6%	48.8
65-74 years	2,755	50,985	5.4%	113.5
75-84 years	3,794	29,534	12.8%	270.2
85+ years	4,244	17,355	24.5%	734.9
Unknown	1	1,930	0.1%	
Total	13,086	666,507	2.0%	60.6

Race	Deaths	Cases	Case fatality rate	Mortality rate per 100,000 population
White	8,783	293,917	3.0%	52.6
Black	2,507	103,767	2.4%	68.5
Other	1,089	89,049	1.2%	87.5
Unknown	707	179,774	0.4%	
Total	13,086	666,507	2.0%	60.6

Gender	Deaths	Cases	Case fatality rate	Mortality rate per 100,000 population
Female	5,815	342,440	1.7%	52.7
Male	7,260	319,946	2.3%	68.8
Unknown	11	4,121	0.3%	
Total	13,086	666,507	2.0%	60.6

Ethnicity	Deaths	Cases	Case fatality rate	Mortality rate per 100,000 population
Hispanic	3,274	193,268	1.7%	57.7
Non-Hispanic	8,502	265,721	3.2%	53.4
Unknown	1,310	207,518	0.6%	
Total	13,086	666,507	2.0%	60.6

Age group distribution for deaths reported since previous report, previous 2 weeks, and cumulatively									
147 deaths reported since previous report			1,459 deaths reported from Sep 3 - Sep 16			13,086 deaths reported cumulatively			
0-4 years	0		0-4 years	0		0-4 years	0		
5-14 years	0		5-14 years	0		5-14 years	4		
15-24 years	0		15-24 years	3		15-24 years	31		
25-34 years	0		25-34 years	6		25-34 years	86		
35-44 years	0		35-44 years	15		35-44 years	227		
45-54 years	9		45-54 years	55		45-54 years	534		
55-64 years	9		55-64 years	166		55-64 years	1,410		
65-74 years	38		65-74 years	315		65-74 years	2,755		
75-84 years	45		75-84 years	431		75-84 years	3,794		
85+ years	46		85+ years	467		85+ years	4,244		
Unknown	0		Unknown	1		Unknown	1		

# COVID-19: cases in Florida residents who have died

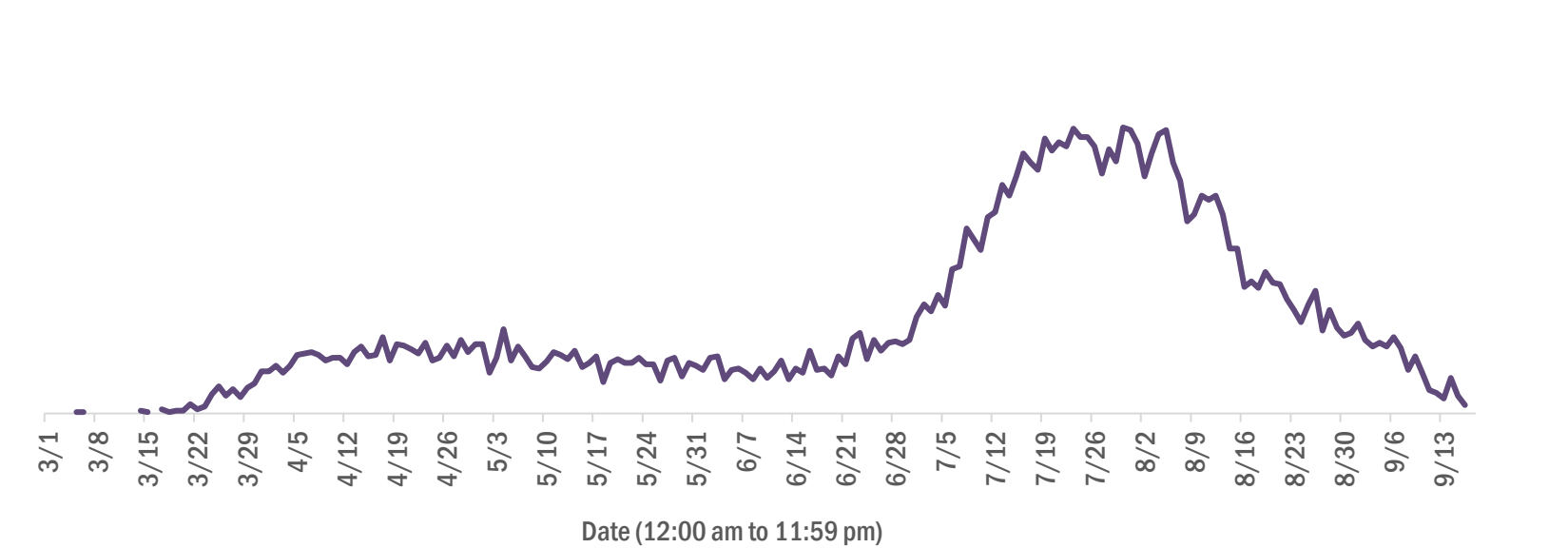
Data through Sep 16, 2020 verified as of Sep 17, 2020 at 09:25 AM

Data in this report are provisional and subject to change.

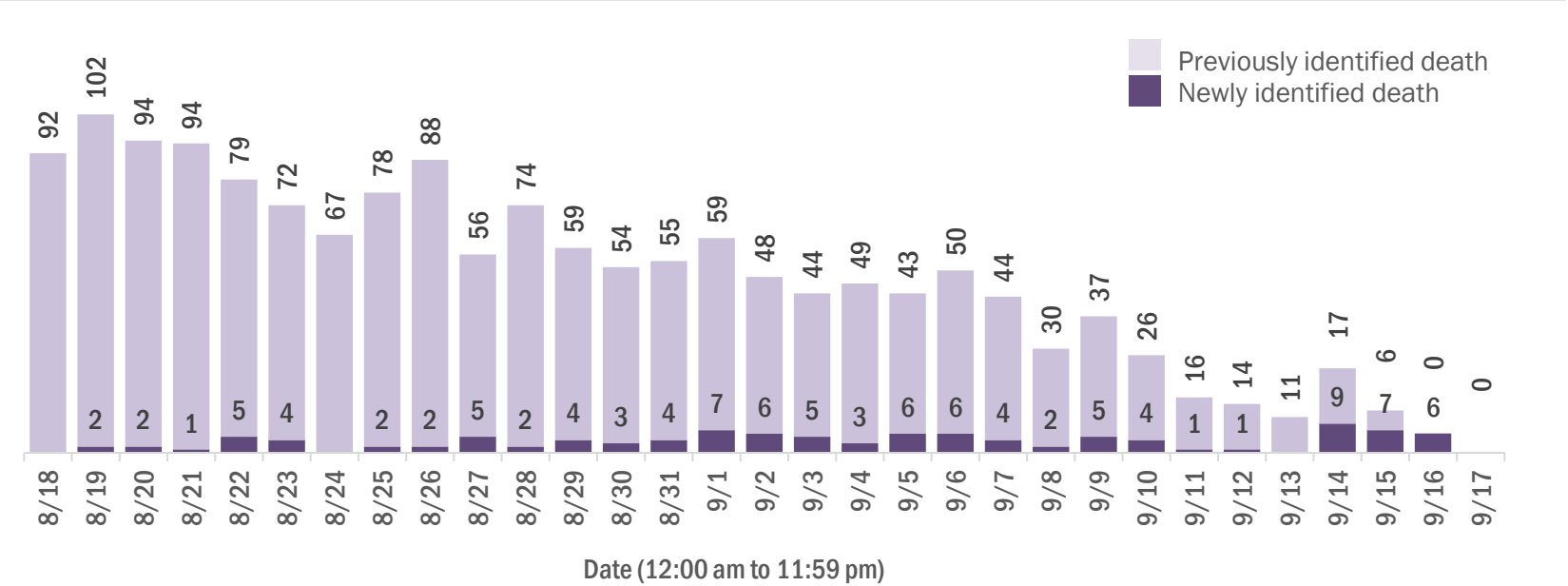
## Deaths in Florida residents by date of death

13,086 deaths reported cumulatively, 147 deaths reported since previous report

### March to present



### Past 30 days





# COVID-19: characteristics of 674,456 cases

Data through Sep 16, 2020 verified as of Sep 17, 2020 at 09:25 AM

Data in this report are provisional and subject to change.

Tables below include cases in Florida residents and non-Florida residents.

All 67 Florida counties have cases:

County	FL resident cases		Non-FL resident cases	Total cases	FL resident deaths	FL death rate
Dade	164,502	<div></div> 25%	1,093	165,595	2,977	1.8%
Broward	74,454	<div></div> 11%	594	75,048	1,311	1.8%
Palm Beach	44,275	<div></div> 7%	408	44,683	1,254	2.8%
Hillsborough	39,929	<div></div> 6%	197	40,126	601	1.5%
Orange	37,988	<div></div> 6%	434	38,422	426	1.1%
Duval	28,560	<div></div> 4%	316	28,876	345	1.2%
Pinellas	21,107	<div></div> 3%	147	21,254	715	3.4%
Lee	19,428	<div></div> 3%	305	19,733	457	2.4%
Polk	18,717	<div></div> 3%	66	18,783	503	2.7%
Collier	12,212	<div></div> 2%	112	12,324	196	1.6%
Escambia	10,936	<div></div> 2%	1,055	11,991	215	2.0%
Osceola	11,830	<div></div> 2%	89	11,919	137	1.2%
Manatee	10,923	<div></div> 2%	118	11,041	277	2.5%
Volusia	10,296	<div></div> 2%	68	10,364	214	2.1%
Leon	9,282	<div></div> 1%	284	9,566	52	0.6%
Marion	9,257	<div></div> 1%	17	9,274	258	2.8%
Seminole	8,660	<div></div> 1%	34	8,694	197	2.3%
Pasco	8,621	<div></div> 1%	59	8,680	197	2.3%
Brevard	8,167	<div></div> 1%	26	8,193	270	3.3%
Sarasota	7,687	<div></div> 1%	65	7,752	245	3.2%
St. Lucie	7,677	<div></div> 1%	27	7,704	259	3.4%
Lake	7,121	<div></div> 1%	52	7,173	163	2.3%
Alachua	6,900	<div></div> 1%	94	6,994	44	0.6%
Bay	5,665	<div></div> 1%	89	5,754	94	1.7%
Santa Rosa	5,141	<div></div> 1%	51	5,192	69	1.3%
St. Johns	4,890	<div></div> 1%	101	4,991	65	1.3%
Okaloosa	4,667	<div></div> 1%	39	4,706	99	2.1%
Clay	4,658	<div></div> 1%	14	4,672	91	2.0%
Martin	4,615	<div></div> 1%	30	4,645	132	2.9%
Columbia	3,579	<div></div> 1%	13	3,592	50	1.4%
Indian River	3,006	<div></div> 0%	20	3,026	109	3.6%
Hernando	2,924	<div></div> 0%	17	2,941	110	3.8%
Charlotte	2,894	<div></div> 0%	7	2,901	131	4.5%
Jackson	2,650	<div></div> 0%	23	2,673	75	2.8%
Gadsden	2,648	<div></div> 0%	8	2,656	44	1.7%

County	FL resident cases		Non-FL resident cases	Total cases	FL resident deaths	FL death rate
Suwannee	2,546	0%	17	2,563	65	2.6%
Citrus	2,533	0%	8	2,541	80	3.2%
Sumter	2,128	0%	9	2,137	64	3.0%
Highlands	2,026	0%	11	2,037	81	4.0%
Hendry	2,032	0%	2	2,034	42	2.1%
Putnam	2,015	0%	2	2,017	38	1.9%
Nassau	1,853	0%	136	1,989	35	1.9%
Walton	1,708	0%	150	1,858	22	1.3%
Monroe	1,769	0%	30	1,799	22	1.2%
Flagler	1,600	0%	14	1,614	22	1.4%
Unknown	173	0%	1,396	1,569	0	0.0%
Desoto	1,537	0%	3	1,540	23	1.5%
Okeechobee	1,372	0%	4	1,376	22	1.6%
Baker	1,372	0%	1	1,373	11	0.8%
Taylor	1,267	0%	3	1,270	11	0.9%
Hardee	1,252	0%	7	1,259	10	0.8%
Lafayette	1,227	0%	0	1,227	12	1.0%
Wakulla	1,051	0%	6	1,057	9	0.9%
Washington	1,040	0%	11	1,051	18	1.7%
Madison	979	0%	16	995	18	1.8%
Levy	984	0%	5	989	8	0.8%
Bradford	983	0%	1	984	7	0.7%
Gulf	854	0%	10	864	13	1.5%
Union	839	0%	0	839	10	1.2%
Dixie	813	0%	1	814	5	0.6%
Hamilton	801	0%	6	807	8	1.0%
Holmes	704	0%	13	717	5	0.7%
Calhoun	604	0%	1	605	9	1.5%
Franklin	584	0%	4	588	3	0.5%
Jefferson	530	0%	10	540	8	1.5%
Gilchrist	493	0%	0	493	12	2.4%
Glades	487	0%	0	487	4	0.8%
Liberty	485	0%	0	485	7	1.4%
Total	666,507		7,949	674,456	13,086	2.0%

# COVID-19: characteristics of 666,507 Florida resident cases

Data through Sep 16, 2020 verified as of Sep 17, 2020 at 09:25 AM

Data in this report are provisional and subject to change.

The table below includes the cities and counties of residence for cases in Florida residents based on the patient's ZIP Code. Note that city is not always received as part of the initial notification and may be missing while the case is being investigated.

City and county	Cases
Miami, Dade	94,265
Orlando, Orange	28,260
Jacksonville, Duval	26,544
Tampa, Hillsborough	23,645
Hialeah, Dade	23,051
Fort Lauderdale, Broward	16,272
Hollywood, Broward	14,076
West Palm Beach, Palm Beach	11,011
Homestead, Dade	10,796
Kissimmee, Osceola	9,465
Naples, Collier	9,039
Pensacola, Escambia	8,786
Tallahassee, Leon	8,650
Saint Petersburg, Pinellas	8,599
Pompano Beach, Broward	8,563
Fort Myers, Lee	8,031
Bradenton, Manatee	7,444
Ocala, Marion	7,249
Boca Raton, Palm Beach	6,356
Lakeland, Polk	6,100
Lake Worth, Palm Beach	6,075
Gainesville, Alachua	5,676
Sarasota, Sarasota	5,503
Miramar, Broward	4,798
Miami Gardens, Dade	4,567
Cape Coral, Lee	4,549
Port Saint Lucie, St. Lucie	4,540
Clearwater, Pinellas	4,211
Boynton Beach, Palm Beach	3,961
Lehigh Acres, Lee	3,827
Panama City, Bay	3,672
Winter Haven, Polk	3,592
Lake City, Columbia	3,377
Coral Springs, Broward	3,325
Miami Beach, Dade	3,322
Delray Beach, Palm Beach	3,037
Sunrise, Broward	2,783
Milton, Santa Rosa	2,751
Davie, Broward	2,740
Missing, Broward	2,730
Fort Pierce, St. Lucie	2,719
Miami Lakes, Dade	2,700
Saint Augustine, St. Johns	2,613
Coral Gables, Dade	2,566
Plant City, Hillsborough	2,562
Riverview, Hillsborough	2,543
Brandon, Hillsborough	2,537
Apopka, Orange	2,413
Daytona Beach, Volusia	2,408
Melbourne, Brevard	2,396
Cutler Ridge, Dade	2,306
Immokalee, Collier	2,303
Largo, Pinellas	2,229
Stuart, Martin	2,185
Plantation, Broward	2,142
Sanford, Seminole	2,140
Live Oak, Suwannee	2,120
Vero Beach, Indian River	2,118
Opa Locka, Dade	2,105



# COVID-19: characteristics of 666,507 Florida resident cases

Data through Sep 16, 2020 verified as of Sep 17, 2020 at 09:25 AM

Data in this report are provisional and subject to change.

The table below includes the cities and counties of residence for cases in Florida residents based on the patient's ZIP Code. Note that city is not always received as part of the initial notification and may be missing while the case is being investigated.

City and county	Cases
North Miami Beach, Dade	2,093
Missing, Dade	2,078
Deerfield Beach, Broward	2,076
Tamarac, Broward	2,057
Orange Park, Clay	1,967
Jupiter, Palm Beach	1,965
Saint Cloud, Osceola	1,964
Doral, Dade	1,887
New Port Richey, Pasco	1,878
Deltona, Volusia	1,798
Clermont, Lake	1,787
Weston, Broward	1,765
Palm Bay, Brevard	1,757
Margate, Broward	1,669
Palmetto, Manatee	1,618
Lake Worth Beach, Palm Beach	1,589
Deland, Volusia	1,572
Fort Walton Beach, Okaloosa	1,564
Spring Hill, Hernando	1,556
Port Charlotte, Charlotte	1,487
Coconut Creek, Broward	1,459
Davenport, Polk	1,451
North Lauderdale, Broward	1,439
Haines City, Polk	1,436
Palm Beach Gardens, Palm Beach	1,433
Winter Park, Orange	1,410
Hallandale, Broward	1,394
Altamonte Springs, Seminole	1,373
Winter Garden, Orange	1,369
Arcadia, Desoto	1,358
Oviedo, Seminole	1,356
Ocoee, Orange	1,355
North Miami, Dade	1,324
Okeechobee, Okeechobee	1,298
Bonita Springs, Lee	1,248
Wellington, Palm Beach	1,242
Quincy, Gadsden	1,236
Palm Coast, Flagler	1,226
Land O Lakes, Pasco	1,221
Palm Harbor, Pinellas	1,211
Wesley Chapel, Pasco	1,196
Mayo, Lafayette	1,193
Leesburg, Lake	1,181
Ruskin, Hillsborough	1,174
Royal Palm Beach, Palm Beach	1,150
Perry, Taylor	1,146
Oakland Park, Broward	1,130
Valrico, Hillsborough	1,112
Lutz, Hillsborough	1,098
Punta Gorda, Charlotte	1,094
Carol City, Dade	1,083
Pinellas Park, Pinellas	1,069
Clewiston, Hendry	1,056
Middleburg, Clay	1,039
Pembroke Pines, Broward	1,020
Crossings, Dade	1,017
Brooksville, Hernando	1,015
Seminole, Pinellas	1,011
Missing, Palm Beach	1,004

# COVID-19: characteristics of 666,507 Florida resident cases

Data through Sep 16, 2020 verified as of Sep 17, 2020 at 09:25 AM

Data in this report are provisional and subject to change.

The table below includes the cities and counties of residence for cases in Florida residents based on the patient's ZIP Code. Note that city is not always received as part of the initial notification and may be missing while the case is being investigated.

City and county	Cases
Longwood, Seminole	1,002
Casselberry, Seminole	978
Coconut Grove, Dade	968
Palatka, Putnam	961
Indiantown, Martin	958
Crestview, Okaloosa	955
Wimauma, Hillsborough	950
North Port, Sarasota	932
Belle Glade, Palm Beach	931
Century, Escambia	927
Ormond Beach, Volusia	914
Bartow, Polk	914
Windermere, Orange	887
Cantonment, Escambia	886
Lynn Haven, Bay	864
Biscayne Park, Dade	863
Crawfordville, Wakulla	862
Jacksonville Beach, Duval	851
Sebring, Highlands	849
Cocoa, Brevard	843
Graceville, Jackson	840
Auburndale, Polk	828
Kissimmee, Polk	822
Florida City, Dade	821
Key West, Monroe	813
Lake Mary, Seminole	805
Chipley, Washington	804
Everglades National Park, Dade	795
Port Orange, Volusia	773
Green Cove Springs, Clay	762
Lake Wales, Polk	751
Dade City, Pasco	743
Gulf Breeze, Santa Rosa	743
North Fort Myers, Lee	736
Zephyrhills, Pasco	731
Hudson, Pasco	731
Tavares, Lake	727
Starke, Bradford	717
Marianna, Jackson	715
Panama City Beach, Bay	709
Port Richey, Pasco	708
Venice, Sarasota	695
El Portal, Dade	690
Sanderson, Baker	669
Fernandina Beach, Nassau	664
Inverness, Citrus	661
Labelle, Hendry	651
Loxahatchee, Palm Beach	644
Saint Johns, St. Johns	644
Tarpon Springs, Pinellas	644
Navarre, Santa Rosa	641
Riviera Beach, Palm Beach	635
Seffner, Hillsborough	624
Mulberry, Polk	621
Merritt Island, Brevard	620
Aventura, Dade	617
Cooper City, Broward	605
Avon Park, Highlands	599
Destin, Okaloosa	599

# COVID-19: characteristics of 666,507 Florida resident cases

Data through Sep 16, 2020 verified as of Sep 17, 2020 at 09:25 AM

Data in this report are provisional and subject to change.

The table below includes the cities and counties of residence for cases in Florida residents based on the patient's ZIP Code. Note that city is not always received as part of the initial notification and may be missing while the case is being investigated.

City and county	Cases
Sarasota, Manatee	592
Missing, Hillsborough	589
Niceville, Okaloosa	589
Defuniak Springs, Walton	582
Ponte Vedra Beach, St. Johns	577
Wauchula, Hardee	572
Orange City, Volusia	570
Holiday, Pasco	569
Maitland, Orange	568
Madison, Madison	566
Eustis, Lake	563
Santa Rosa Beach, Walton	562
Fleming Island, Clay	561
Lake Butler, Union	559
Jasper, Hamilton	559
Coral, Dade	558
The Villages, Sumter	558
Missing, Collier	557
Mount Dora, Lake	555
Uleta, Dade	550
Olympia Heights, Dade	548
Winter Springs, Seminole	546
Palm City, Martin	545
Dover, Hillsborough	535
New Smyrna Beach, Volusia	529
Missing, Duval	528
Dunedin, Pinellas	525
Titusville, Brevard	520
Key Biscayne, Dade	520
Bonifay, Holmes	518
Havana, Gadsden	513
Rockledge, Brevard	510
South Bay, Palm Beach	507
Dania, Broward	505
Parrish, Manatee	504
Groveland, Lake	501
Gibsonton, Hillsborough	497
Parkland, Broward	487
Wewahitchka, Gulf	485
Missing, Orange	482
Cross City, Dixie	472
Chattahoochee, Gadsden	472
Estero, Lee	470
Lantana, Palm Beach	466
Monticello, Jefferson	465
Pahokee, Palm Beach	462
Odessa, Hillsborough	455
Hobe Sound, Martin	453
Moore Haven, Glades	448
Macclenny, Baker	427
Pace, Santa Rosa	419
Missing, Polk	414
Missing, Santa Rosa	414
Palm Springs, Palm Beach	411
Lauderdale Lakes, Broward	406
Wildwood, Sumter	403
Missing, St. Lucie	399
Lithia, Hillsborough	399
Fellsmere, Indian River	397

# COVID-19: characteristics of 666,507 Florida resident cases

Data through Sep 16, 2020 verified as of Sep 17, 2020 at 09:25 AM

Data in this report are provisional and subject to change.

The table below includes the cities and counties of residence for cases in Florida residents based on the patient's ZIP Code. Note that city is not always received as part of the initial notification and may be missing while the case is being investigated.

City and county	Cases
South Miami, Dade	397
Crescent City, Putnam	395
Missing, Pasco	392
Debary, Volusia	388
Bristol, Liberty	387
Missing, St. Johns	386
Sun City Center, Hillsborough	385
Atlantic Beach, Duval	383
Coleman, Sumter	382
Oldsmar, Pinellas	381
Alachua, Alachua	377
Blountstown, Calhoun	376
Carrabelle, Franklin	375
Polk City, Polk	369
Pinecrest, Dade	364
Summerfield, Marion	360
Lauderhill, Broward	357
Yulee, Nassau	357
Lake Placid, Highlands	353
Missing, Volusia	351
Frostproof, Polk	347
North Palm Beach, Palm Beach	346
Bellevue, Marion	343
Crystal River, Citrus	340
Apollo Beach, Hillsborough	325
Sweetwater, Dade	324
Callahan, Nassau	318
Williston, Levy	311
Florida State University, Leon	309
Sebastian, Indian River	307
Dunnellon, Marion	307
Ellenton, Manatee	304
Ponte Vedra, St. Johns	303
Fort Meade, Polk	302
Bowling Green, Hardee	300
Hilliard, Nassau	292
Homosassa, Citrus	290
Wilton Manors, Broward	288
Safety Harbor, Pinellas	286
Missing, Citrus	286
Bushnell, Sumter	285
Lady Lake, Lake	284
Fisher Island, Dade	283
Trenton, Gilchrist	282
Newberry, Alachua	281
Missing, Hendry	279
Old Town, Dixie	275
Jensen Beach, Martin	274
Chiefland, Levy	264
Sneads, Jackson	258
Port Saint Joe, Gulf	256
Missing, Marion	255
Missing, Brevard	255
Key Largo, Monroe	253
Missing, Osceola	248
Malone, Jackson	245
Lecanto, Citrus	242
Mary Esther, Okaloosa	240
Freeport, Walton	235

# COVID-19: characteristics of 666,507 Florida resident cases

Data through Sep 16, 2020 verified as of Sep 17, 2020 at 09:25 AM

Data in this report are provisional and subject to change.

The table below includes the cities and counties of residence for cases in Florida residents based on the patient's ZIP Code. Note that city is not always received as part of the initial notification and may be missing while the case is being investigated.

City and county	Cases
Edgewater, Volusia	229
Mascotte, Lake	228
Lake Alfred, Polk	227
Missing, Hernando	227
Shalimar, Okaloosa	226
Missing, Hardee	224
Beverly Hills, Citrus	221
Raiford, Union	217
Thonotosassa, Hillsborough	213
Missing, Madison	212
Southwest Ranches, Broward	211
Missing, Seminole	210
Missing, Highlands	204
Palmetto Bay, Dade	204
Minneola, Lake	204
Bronson, Levy	200
Jacksonville, St. Johns	198
Marco Island, Collier	194
Satellite Beach, Brevard	194
Belle Isle, Orange	191
Marathon, Monroe	191
Keystone Heights, Clay	190
Spring Hill, Pasco	188
Oakland, Orange	186
Glen Saint Mary, Baker	182
Dunnellon, Citrus	180
Cocoa Beach, Brevard	178
Citra, Marion	177
Missing, Lake	175
West Melbourne, Brevard	174
Fort White, Columbia	172
Cottdale, Jackson	171
Missing, Sarasota	170
Midway, Gadsden	169
Missing, Indian River	168
Neptune Beach, Duval	168
Nokomis, Sarasota	168
Centerville, Leon	168
Missing, Nassau	168
Myakka City, Manatee	163
Pierson, Volusia	163
Sorrento, Lake	161
Missing, Okaloosa	159
Missing, Monroe	157
High Springs, Alachua	155
Missing, Desoto	153
Lake Park, Palm Beach	153
Hernando, Citrus	152
Bell, Gilchrist	150
Haverhill, Palm Beach	149
Englewood, Charlotte	147
Missing, Pinellas	146
Umatilla, Lake	146
Clearwater Beach, Pinellas	146
Jennings, Hamilton	146
Miramar Beach, Walton	146
Missing, Martin	146
Jay, Santa Rosa	144
Indialantic, Brevard	143

# COVID-19: characteristics of 666,507 Florida resident cases

Data through Sep 16, 2020 verified as of Sep 17, 2020 at 09:25 AM

Data in this report are provisional and subject to change.

The table below includes the cities and counties of residence for cases in Florida residents based on the patient's ZIP Code. Note that city is not always received as part of the initial notification and may be missing while the case is being investigated.

City and county	Cases
Fruitland Park, Lake	142
Molino, Escambia	142
Zolfo Springs, Hardee	140
De Leon Springs, Volusia	139
Gulfport, Pinellas	139
Edgewood, Orange	138
Tavernier, Monroe	137
Silver Springs, Marion	134
Holly Hill, Volusia	133
Palm Beach, Palm Beach	130
Missing, Lee	129
Kenneth City, Pinellas	128
South Daytona, Volusia	128
Bunnell, Flagler	126
Missing, Clay	124
Missing, Wakulla	123
Youngstown, Bay	123
Oxford, Sumter	123
Missing, Flagler	123
Medley, Dade	123
Branford, Suwannee	123
Flagler Beach, Flagler	122
Gretna, Gadsden	120
Bay Harbor Islands, Dade	119
Tequesta, Palm Beach	117
East Palatka, Putnam	117
Missing, Jackson	116
Alva, Lee	116
Englewood, Sarasota	116
Greenville, Madison	115
Missing, Leon	115
Trinity, Pasco	114
Lawtey, Bradford	112
Montverde, Lake	111
Missing, Gulf	110
Weeki Wachee, Hernando	109
Eagle Lake, Polk	108
Altha, Calhoun	106
Missing, Gadsden	106
Interlachen, Putnam	106
Greenwood, Jackson	106
Ocklawaha, Marion	106
Archer, Alachua	104
Missing, Levy	103
Dundee, Polk	101
South Pasadena, Pinellas	101
Hawthorne, Alachua	97
O Brien, Suwannee	96
Floral City, Citrus	95
Gotha, Orange	94
Apalachicola, Franklin	94
Baker, Okaloosa	93
Missing, Baker	93
Hiawassee, Orange	93
Missing, Bradford	93
White Springs, Hamilton	92
Rotunda West, Charlotte	91
Cape Canaveral, Brevard	91
Azalea Park, Orange	91



# COVID-19: characteristics of 666,507 Florida resident cases

Data through Sep 16, 2020 verified as of Sep 17, 2020 at 09:25 AM

Data in this report are provisional and subject to change.

The table below includes the cities and counties of residence for cases in Florida residents based on the patient's ZIP Code. Note that city is not always received as part of the initial notification and may be missing while the case is being investigated.

City and county	Cases
Missing, Washington	91
Satsuma, Putnam	90
Mims, Brevard	90
Missing, Manatee	88
Southport, Bay	87
Missing, Sumter	85
Fort Myers Beach, Lee	85
Geneva, Seminole	84
Melrose, Putnam	84
Webster, Sumter	83
Osprey, Sarasota	83
Clair-Mel City, Hillsborough	83
Zellwood, Orange	82
Lake Panasoffkee, Sumter	82
Hastings, St. Johns	82
Chuluota, Seminole	81
Melbourne Beach, Brevard	80
Missing, Calhoun	78
Ave Maria, Collier	76
Vernon, Washington	76
Missing, Walton	76
Pomona Park, Putnam	75
Reddick, Marion	75
Grand Ridge, Jackson	74
Missing, Escambia	74
Grand Island, Lake	73
Alford, Jackson	73
Indian Harbour Beach, Brevard	72
Missing, Taylor	71
Eastpoint, Franklin	71
Missing, Okeechobee	70
Missing, Suwannee	69
Mcdavid, Escambia	68
Lee, Madison	66
Avon Park, Polk	66
Lockhart, Orange	66
Indian Rocks Beach, Pinellas	65
Fountain, Bay	64
Missing, Bay	63
Eglin Air Force Base, Okaloosa	63
Missing, Holmes	63
Wellborn, Suwannee	63
San Antonio, Pasco	62
Westville, Holmes	62
Astatula, Lake	60
Elkton, St. Johns	59
Anthony, Marion	59
West Miami, Dade	58
Morriston, Levy	58
Lakewood Ranch, Manatee	58
Juno Beach, Palm Beach	58
Mcalpin, Suwannee	58
Ponce De Leon, Holmes	57
Surfside, Dade	56
Cloud Lake, Palm Beach	56
Bay Lake, Orange	55
Celebration, Osceola	55
Mangonia Park, Palm Beach	55
Greenacres, Palm Beach	55

# COVID-19: characteristics of 666,507 Florida resident cases

Data through Sep 16, 2020 verified as of Sep 17, 2020 at 09:25 AM

Data in this report are provisional and subject to change.

The table below includes the cities and counties of residence for cases in Florida residents based on the patient's ZIP Code. Note that city is not always received as part of the initial notification and may be missing while the case is being investigated.

City and county	Cases
Temple Terrace, Hillsborough	55
Missing, Gilchrist	54
Eatonville, Orange	54
Weirsdale, Marion	54
Islamorada, Monroe	54
Air Mail Facility, Dade	53
Stock Island, Monroe	53
Viera, Brevard	52
Inlet Beach, Walton	51
Poinciana, Polk	51
Valparaiso, Okaloosa	51
Bryceville, Nassau	51
Missing, Dixie	50
Seville, Volusia	50
Caryville, Washington	49
Missing, Liberty	49
Citrus Springs, Citrus	49
Bokeelia, Lee	48
Center Hill, Sumter	48
Sanibel, Lee	48
Bal Harbour, Dade	46
Howey-In-The-Hills, Lake	46
Lake Hamilton, Polk	45
Hosford, Liberty	45
Laurel Hill, Okaloosa	44
Micanopy, Alachua	44
Missing, Jefferson	44
Fort McCoy, Marion	43
Babson Park, Polk	43
Lake Helen, Volusia	42
Malabar, Brevard	42
Sumterville, Sumter	41
Missing, Alachua	41
Atlantis, Palm Beach	41
Missing, Union	40
Christmas, Orange	40
Steinhatchee, Taylor	40
Carrollwood, Hillsborough	39
Hallandale Beach, Broward	39
Lauderdale By The Sea, Broward	39
Missing, Franklin	39
Fern Park, Seminole	39
Cutler Bay, Dade	38
Summerland Key, Monroe	38
Lady Lake, Sumter	38
Sebastian, Brevard	37
Belleair, Pinellas	37
San Mateo, Putnam	36
Welaka, Putnam	36
Princeton, Dade	36
Big Pine Key, Monroe	35
Cinco Bayou, Okaloosa	34
Holt, Okaloosa	34
University Of FI, Alachua	34
Brooker, Bradford	33
Flemington, Marion	33
Canal Point, Palm Beach	33
Osteen, Volusia	33
Madeira Beach, Pinellas	32

# COVID-19: characteristics of 666,507 Florida resident cases

Data through Sep 16, 2020 verified as of Sep 17, 2020 at 09:25 AM

Data in this report are provisional and subject to change.

The table below includes the cities and counties of residence for cases in Florida residents based on the patient's ZIP Code. Note that city is not always received as part of the initial notification and may be missing while the case is being investigated.

City and county	Cases
Missing, Unknown	32
Yalaha, Lake	32
Hypoluxo, Palm Beach	31
Waldo, Alachua	31
Greensboro, Gadsden	31
Missing, Charlotte	30
Dinsmore, Duval	30
Sopchoppy, Wakulla	30
Manalapan, Palm Beach	30
The Villages, Lake	30
Saint James City, Lee	30
Astor, Lake	30
Destin, Walton	29
Felda, Hendry	29
Kendall, Dade	28
Palm Beach Shores, Palm Beach	28
Odessa, Pasco	28
Grant-Valkaria, Brevard	28
Missing, Putnam	27
Bradenton Beach, Manatee	27
Altoona, Lake	27
Placida, Charlotte	27
Clarksville, Calhoun	27
Panacea, Wakulla	27
Golden Beach, Dade	26
Ochopee, Collier	26
Paisley, Lake	26
Campbellton, Jackson	26
Missing, Lafayette	25
Callaway, Bay	25
Holmes Beach, Manatee	25
Belleair Beach, Pinellas	25
Patrick Air Force Base, Brevard	25
South Miami Heights, Dade	25
Oak Hill, Volusia	24
Florahome, Putnam	24
Barefoot Bay, Brevard	24
Sunny Isles Beach, Dade	24
Lehigh, Lee	24
Longboat Key, Manatee	24
Naranja, Dade	24
Bascom, Jackson	24
Village Of Wellington, Palm Beach	23
Hollister, Putnam	23
Inglis, Levy	23
Kindred, Osceola	23
Jupiter, Martin	23
Ponce Inlet, Volusia	23
Fruit Cove, St. Johns	23
Florida Dept Of Corrections, Union	22
Baldwin, Duval	22
Palma Ceia, Hillsborough	21
Crystal Beach, Pinellas	21
Hampton, Bradford	21
Matlacha, Lee	21
Lamont, Jefferson	21
Sewalls Point, Martin	21
Pinetta, Madison	20
Singer Island, Palm Beach	20

# COVID-19: characteristics of 666,507 Florida resident cases

Data through Sep 16, 2020 verified as of Sep 17, 2020 at 09:25 AM

Data in this report are provisional and subject to change.

The table below includes the cities and counties of residence for cases in Florida residents based on the patient's ZIP Code. Note that city is not always received as part of the initial notification and may be missing while the case is being investigated.

City and county	Cases
Miami Springs, Dade	19
Highland Beach, Palm Beach	19
University Of Central Florida, Orange	19
Georgetown, Putnam	19
West Panama City Beach, Bay	18
Missing, Columbia	18
Waverly, Polk	18
Winter Park, Seminole	17
Hialeah Gardens, Dade	17
Tice, Lee	17
Missing, Glades	17
Alafaya, Orange	17
Fort Denaud, Hendry	17
Walnut Hill, Escambia	17
Ona, Hardee	16
West Park, Broward	16
Harmony, Osceola	16
Tierra Verde, Pinellas	16
Okahumpka, Lake	16
Unknown, Orange	16
Pensacola Beach, Santa Rosa	16
Florida State, Leon	15
Saint Pete Beach, Pinellas	15
Miami Shores, Dade	15
North Bay Village, Dade	15
Miami, Unknown	15
Lighthouse Point, Broward	15
Balm, Hillsborough	15
Eaton Park, Polk	15
Santa Fe, Alachua	15
Terra Ceia, Manatee	15
Dania Beach, Broward	15
Kinard, Calhoun	14
Kissimmee, Orange	14
Bay Pines, Pinellas	14
Sydney, Hillsborough	13
Palm Shores, Brevard	13
Tangerine, Orange	13
Intercession City, Osceola	13
North Redington Beach, Pinellas	13
Nocatee, Desoto	13
University Of Miami, Dade	13
Lorida, Highlands	13
Village Of Palmetto Bay, Dade	13
Sun City, Hillsborough	13
Ocean Ridge, Palm Beach	13
Tioga, Alachua	12
Goulds, Dade	12
Kenansville, Osceola	12
Bagdad, Santa Rosa	12
La Crosse, Alachua	12
Mexico Beach, Bay	12
Lutz, Pasco	12
Bellview, Escambia	12
Tyndall Air Force Base, Bay	12
University Of Central Fl, Orange	11
Kathleen, Polk	11
Labelle, Glades	11
Palmdale, Glades	11

# COVID-19: characteristics of 666,507 Florida resident cases

Data through Sep 16, 2020 verified as of Sep 17, 2020 at 09:25 AM

Data in this report are provisional and subject to change.

The table below includes the cities and counties of residence for cases in Florida residents based on the patient's ZIP Code. Note that city is not always received as part of the initial notification and may be missing while the case is being investigated.

City and county	Cases
Key Colony Beach, Monroe	11
Orange Lake, Marion	11
Treasure Island, Pinellas	11
Bayonet Point, Pasco	11
Homosassa Springs, Citrus	10
University Of South Florida, Hillsborough	10
Lake Suzy, Desoto	10
Highland City, Polk	10
South Palm Beach, Palm Beach	10
Unknown, Dade	10
Florida A And M University, Leon	10
North Venice, Sarasota	10
Reunion, Osceola	9
Horseshoe Beach, Dixie	9
Hurlburt Field, Okaloosa	9
Dowling Park, Suwannee	9
Buena Ventura Lakes, Osceola	9
Cedar Key, Levy	9
Branford, Lafayette	9
Enterprise, Volusia	9
Wabasso, Indian River	9
Eloise, Polk	8
Hernando Beach, Hernando	8
Lacoochee, Pasco	8
Aloma, Orange	8
University Of Tampa, Hillsborough	8
Perrine, Dade	8
Pasadena, Pinellas	8
Hialeah, Unknown	8
Paxton, Walton	8
Penney Farms, Clay	8
Bradley, Polk	8
Micco, Brevard	8
Lake Como, Putnam	7
Candler, Marion	7
Florida Gulf Coast Univ, Lee	7
Jacksonville, Unknown	7
Plymouth, Orange	7
Loughman, Polk	7
Lake City, Suwannee	7
Sparr, Marion	7
Mcintosh, Marion	7
Venus, Highlands	7
Wahneta, Polk	7
West Delray Beach, Palm Beach	7
Heathrow, Seminole	7
Goodland, Collier	7
Perdido Key, Escambia	7
F M, Lee	7
Gonzalez, Escambia	7
Tallevast, Manatee	7
Poinciana, Osceola	7
Salt Springs, Marion	6
Indian Lake Estates, Polk	6
Lulu, Columbia	6
Gulf Breeze, Escambia	6
Steinhatchee, Dixie	6
Saint Marks, Wakulla	6
PSI, Unknown	6

# COVID-19: characteristics of 666,507 Florida resident cases

Data through Sep 16, 2020 verified as of Sep 17, 2020 at 09:25 AM

Data in this report are provisional and subject to change.

The table below includes the cities and counties of residence for cases in Florida residents based on the patient's ZIP Code. Note that city is not always received as part of the initial notification and may be missing while the case is being investigated.

City and county	Cases
New Smyrna, Volusia	6
Nichols, Polk	6
South Fort Myers, Lee	6
Trilby, Pasco	6
Palma Sola, Manatee	6
Hallandle Beach, Broward	6
Boca Grande, Lee	5
Mango, Hillsborough	5
Parker, Bay	5
Lake Monroe, Seminole	5
Little Torch Key, Monroe	5
Lowell, Marion	5
Hawthorne, Putnam	5
Ferndale, Lake	5
Murdock, Charlotte	5
Wausau, Washington	5
Woodville, Leon	5
Yankeetown, Levy	5
Westlake, Palm Beach	5
Long Boat Key, Manatee	5
Ebro, Washington	5
Bonifay, Washington	5
Bostwick, Putnam	5
Ponce De Leon, Walton	5
Maitland, Seminole	5
Homeland, Polk	5
Miromar Lakes, Lee	5
Univ Of FI Student Dorms, Alachua	5
Evinston, Alachua	5
Altamonte Springs, Orange	5
Mayport Naval Station, Duval	5
Nobleton, Hernando	5
Northdale, Hillsborough	5
Port Saint John, Brevard	5
Rubonia, Manatee	5
Earleton, Alachua	5
Gulf Hammock, Levy	5
Florida State Univ Admin, Leon	5
Ft Pierce, St. Lucie	4
Maxville, Duval	4
White Springs, Columbia	4
Ybor City, Hillsborough	4
Stetson University, Volusia	4
Durant, Hillsborough	4
Fanning Springs, Gilchrist	4
City Of Sunrise, Broward	4
Gulf Stream, Palm Beach	4
Graham, Bradford	4
Indian River Shores, Indian River	4
Hollywood, Unknown	4
International Service Center, Dade	4
Oneco, Manatee	4
Cudjoe Key, Monroe	4
Fort Charlotte, Charlotte	4
Anna Maria, Manatee	4
Duette, Manatee	4
Long Key, Monroe	4
Missing, Hamilton	4
Redington Shores, Pinellas	4



# COVID-19: characteristics of 666,507 Florida resident cases

Data through Sep 16, 2020 verified as of Sep 17, 2020 at 09:25 AM

Data in this report are provisional and subject to change.

The table below includes the cities and counties of residence for cases in Florida residents based on the patient's ZIP Code. Note that city is not always received as part of the initial notification and may be missing while the case is being investigated.

City and county	Cases
Alturas, Polk	4
Apopka, Seminole	4
Laud-By-The-Sea, Broward	4
University Park, Manatee	4
Saint Lucie West, St. Lucie	4
Siesta Key, Sarasota	4
Ponte Vedra, Duval	4
Quail Heights, Dade	4
Ridge Manor, Pasco	4
The Villages, Marion	4
Pembroke Park, Broward	4
Mayport, Duval	4
Buckingham, Lee	4
Cortez, Manatee	4
Graceville, Holmes	3
Jacksonville, Clay	3
Florence Villa, Polk	3
Pine Hills, Orange	3
Shady Grove, Taylor	3
Putnam Hall, Putnam	3
Trenton, Levy	3
Orlando, Unknown	3
Jensen Beach, St. Lucie	3
Lynbrook, Broward	3
Indian Shores, Pinellas	3
Belleair Bluffs, Pinellas	3
Captiva, Lee	3
Fairfield, Marion	3
Fort Lauderdale, Unknown	3
Davenport, Osceola	3
Champions Gate, Polk	3
Chokoloskee, Collier	3
Forest City, Orange	3
Fort Ogden, Desoto	3
Goldenrod, Seminole	3
Green Acres, Palm Beach	3
Saint George Island, Franklin	3
Telogia, Liberty	3
Port Salerno, Martin	3
Margate, Unknown	3
Lealman, Pinellas	3
East Lake, Marion	3
Crystal Springs, Pasco	3
Daytona Beach Shores, Volusia	3
Deer Island, Lake	3
Cottdondale, Washington	3
Bayshore Gardens, Manatee	3
Everglades City, Collier	3
Eglin, Okaloosa	3
Grove City, Charlotte	3
Mayport Naval Housing, Duval	3
Mount Plymouth, Lake	3
Salem, Taylor	3
Holder, Citrus	3
Braden River, Manatee	3
Fpo, Duval	3
Elfers, Pasco	3
Cypress Gardens, Polk	3
Vernon, Bay	3

# COVID-19: characteristics of 666,507 Florida resident cases

Data through Sep 16, 2020 verified as of Sep 17, 2020 at 09:25 AM

Data in this report are provisional and subject to change.

The table below includes the cities and counties of residence for cases in Florida residents based on the patient's ZIP Code. Note that city is not always received as part of the initial notification and may be missing while the case is being investigated.

City and county	Cases
Westchase, Hillsborough	3
Virginia Gardens, Dade	3
Celebration, Orange	3
Citrus Hills, Citrus	3
Florida International University, Dade	3
El Jobean, Charlotte	3
Basinger, Okeechobee	3
Leisure City, Dade	3
Lauderhill, Unknown	3
Point Washington, Walton	3
Roseland, Indian River	3
Orlando, Osceola	3
West Palm Beach, Unknown	3
Saint Leo, Pasco	3
Sugarloaf, Monroe	3
Pensacola, Unknown	3
Pine Castle, Orange	3
Milligan, Okaloosa	3
Ozona, Pinellas	3
Clarcona, Orange	3
San Carlos Park, Lee	3
Shady Hills, Pasco	3
Morriston, Marion	3
Lakeshore, Polk	3
Miami Gardens, Unknown	3
Mesa, Unknown	2
Jacksonville Naval Hospital, Duval	2
Longboat Key, Sarasota	2
Ormond Beach, Flagler	2
Sorrento, Orange	2
Pompano Beach, Unknown	2
Indian Creek Village, Dade	2
Bayou George, Bay	2
Champions Gate, Osceola	2
Clewiston, Palm Beach	2
Cypress, Jackson	2
Deerfield Beach, Unknown	2
Lamont, Taylor	2
Miccosukee, Leon	2
Glenwood, Volusia	2
High Springs, Gilchrist	2
Nalcrest, Polk	2
Rosemary Beach, Walton	2
Unknown, Seminole	2
Sand Lake, Orange	2
Sugarloaf Key, Monroe	2
Mount Dora, Orange	2
Laurel Hill, Walton	2
Miami, Martin	2
Miramar, Unknown	2
Haines City, Orange	2
Jonesville, Alachua	2
Lake Butler, Bradford	2
Bella Collina, Lake	2
Dade City, Hernando	2
Wakulla Springs, Wakulla	2
Samoset, Manatee	2
Sarasota, Unknown	2
Union Park, Orange	2

# COVID-19: characteristics of 666,507 Florida resident cases

Data through Sep 16, 2020 verified as of Sep 17, 2020 at 09:25 AM

Data in this report are provisional and subject to change.

The table below includes the cities and counties of residence for cases in Florida residents based on the patient's ZIP Code. Note that city is not always received as part of the initial notification and may be missing while the case is being investigated.

City and county	Cases
St Cloud, Orange	2
Orange Springs, Marion	2
Oakland Park, Unknown	2
Florida Power & Light Co, Dade	2
Gibsonia, Polk	2
Bonita Springs, Collier	2
Destin, Unknown	2
Madison, Unknown	2
Redington Beach, Pinellas	2
Town N Country, Hillsborough	2
Wewahitchka, Calhoun	2
Scottsmoor, Brevard	2
Orlando, Brevard	2
Lanark Village, Franklin	2
Lake Harbor, Palm Beach	2
Brooksville, Pasco	2
Archer, Levy	2
Hallandale Beach, Unknown	2
Loxahatchee Groves, Palm Beach	2
None, Dade	2
Upper Key Largo, Monroe	2
Valkaria, Brevard	2
Port Charlotte, Unknown	2
River Ranch, Polk	2
Ramrod Key, Monroe	2
West Bradenton, Manatee	2
Oklawaha, Marion	2
Pineland, Lee	2
Tampa, Pinellas	2
Sunny Hills, Washington	2
Switzerland, St. Johns	2
Ludlam, Dade	2
Laurel, Sarasota	2
Doctors Inlet, Clay	2
Grandin, Putnam	2
Hollywood, Dade	2
Inlet Beach, Bay	2
Clermont, Polk	2
Watersound, Walton	2
White City, Gulf	2
Worthington Springs, Union	1
Weston, Dade	1
Clermont, Orange	1
99, Unknown	1
Boca Raton, Unknown	1
Aollywoss, Dade	1
Beverly Beach, Flagler	1
Hispanic, St. Lucie	1
Fort Pierce, Martin	1
Kissimmee, Brevard	1
Fellsmele, Brevard	1
Estero, Collier	1
Dade City, Hillsborough	1
Dallas, Lee	1
Deland, Lake	1
Lecanto, Marion	1
Miamf, Dade	1
Pine Ridge, Citrus	1
Okeechobee, St. Lucie	1

# COVID-19: characteristics of 666,507 Florida resident cases

Data through Sep 16, 2020 verified as of Sep 17, 2020 at 09:25 AM

Data in this report are provisional and subject to change.

The table below includes the cities and counties of residence for cases in Florida residents based on the patient's ZIP Code. Note that city is not always received as part of the initial notification and may be missing while the case is being investigated.

City and county	Cases
Tampa Palms, Hillsborough	1
Tarpon Springs, Pasco	1
Unknown, Columbia	1
Wesley Chapel, Alachua	1
Tewksbury, Orange	1
Riverview, Unknown	1
Olustee, Baker	1
Opalocka, Dade	1
South Daytona Beach, Volusia	1
San Antonio, Unknown	1
West Villages, Sarasota	1
Wintergarden, Orange	1
Seven Springs, Pasco	1
Saint Augusaintine Beach, St. Johns	1
Saint Augustine Beach, St. Johns	1
Port Everglades, Broward	1
Port Saint Lucie, Martin	1
Washington, Unknown	1
Unkown, Seminole	1
Tallahassee, Unknown	1
South Miami, Unknown	1
Spring Hill , Hernando	1
Newark, Broward	1
Niceville, Walton	1
No, Pasco	1
Palm City, St. Lucie	1
Orlando, Lake	1
Middlesburg, Duval	1
Miami, Palm Beach	1
Mount Pleasant, Gadsden	1
Lake Geneva, Clay	1
Harrison, Pinellas	1
Hailandale, Unknown	1
Immokalee, Lee	1
Homeless, Polk	1
Boca Raton, Orange	1
Bonita Beach, Lee	1
Fort Myers, Unknown	1
Fort Pierce, Unknown	1
Coconut Creek, Unknown	1
Davenport, Orange	1
Los Angeles, Polk	1
Miami Granders, Dade	1
Green, Clay	1
Grand Island, Unknown	1
Fwb, Unknown	1
Gastonia, Polk	1
Hialean, Unknown	1
Hilliard, Dade	1
Holt, Unknown	1
Deltona , Volusia	1
Duke Field Air Force Station, Okaloosa	1
Dunnellon, Levy	1
Cosselberry, Orange	1
Crestview, Dade	1
Dania, Unknown	1
Darien, Pasco	1
Brewton, Escambia	1
Bartow, Unknown	1

# COVID-19: characteristics of 666,507 Florida resident cases

Data through Sep 16, 2020 verified as of Sep 17, 2020 at 09:25 AM

Data in this report are provisional and subject to change.

The table below includes the cities and counties of residence for cases in Florida residents based on the patient's ZIP Code. Note that city is not always received as part of the initial notification and may be missing while the case is being investigated.

City and county	Cases
Boca Rotan, Unknown	1
Caryville, Holmes	1
Cassadaga, Volusia	1
Palm Coast, Orange	1
Opa Locka, Unknown	1
Orange, Orange	1
Orl, Orange	1
Sea Ranch Lakes, Broward	1
Saint Petersburg, Dade	1
San Pedro Sula, Dade	1
Rosemary Beach, Bay	1
Saint Cloud, Orange	1
Port Charlotte Fl, Unknown	1
Seminole, Orange	1
Wimauma, Manatee	1
Wayne, Dade	1
Sumatra, Liberty	1
Wilbur By The Sea, Volusia	1
Winterpark, Unknown	1
Unknown Out Of Area, Duval	1
Valrico, Orange	1
Pt St Lucie, St. Lucie	1
Tampa, Orange	1
Olrandoo, Orange	1
Palm City, Unknown	1
Ocala, Unknown	1
Ocean Breeze, Martin	1
N/A, Duval	1
Melrose, Bradford	1
Miamt, Dade	1
Mid Florida, Seminole	1
Live Oak, Columbia	1
Lauderdale Hill, Unknown	1
Jacksonville, Dade	1
Innovation, Pasco	1
Bryn Mawr, Palm Beach	1
Apopka, Unknown	1
Alligator Point, Wakulla	1
Amelia City, Nassau	1
Fortlauderdale, Unknown	1
Ft Pierce, Unknown	1
Garland, Orange	1
Eustic, Unknown	1
Everett, Dade	1
Fl State Lot, Leon	1
Hallandate Ben, Unknown	1
Greenacres, Unknown	1
Homeless, Dade	1
Hickory, Lee	1
Hialeah, Broward	1
Okeechobee, Martin	1
Okeechobi, Unknown	1
Orlando, Manatee	1
North Lauderdale, Unknown	1
North Porte, Unknown	1
Notrealville, Polk	1
North Port, Manatee	1
Mount, Lake	1
Miami, Broward	1

# COVID-19: characteristics of 666,507 Florida resident cases

Data through Sep 16, 2020 verified as of Sep 17, 2020 at 09:25 AM

Data in this report are provisional and subject to change.

The table below includes the cities and counties of residence for cases in Florida residents based on the patient's ZIP Code. Note that city is not always received as part of the initial notification and may be missing while the case is being investigated.

City and county	Cases
Miamksaohes, Dade	1
Twentynine Palms, Broward	1
Sunrise, Unknown	1
Suwannee, Dixie	1
Syracuse, Unknown	1
Seguin, Unknown	1
Seacrest, Walton	1
San Fernando, Unknown	1
San Marcos, Unknown	1
Plantation, Leon	1
Pooler, Broward	1
Panomo City, Bay	1
Pensacola, Dade	1
Dade City, Unknown	1
Crestview, Walton	1
Fellsmere, Brevard	1
Fernandina, Nassau	1
Babcock Ranch, Lee	1
Hillsboro Beach, Broward	1
Greenville, Taylor	1
Island Grove, Alachua	1
Jupiter Inlet, Palm Beach	1
Indian Rock Beach, Pinellas	1
Lauderdale Lakes, Unknown	1
Kilgore, Dade	1
Metter, Manatee	1
Mexico Beach, Gulf	1
Miami Dade, Unknown	1
Vernon, Walton	1
Unknown, Manatee	1
Windermere, Unknown	1
Xifamk, Dade	1
East Rockland Key, Monroe	1
Fort Lauderdale, Dade	1
Apo, Collier	1
Arcadia, Unknown	1
Astor, Volusia	1
At Large, Broward	1
Austin, Dade	1
Boys Ranch, Suwannee	1
Big Torch Key, Monroe	1
Bonifay, Unknown	1
Lake Worth, Unknown	1
Julington Creek, St. Johns	1
Jupiter Island, Martin	1
Jena, Taylor	1
Marathon Shores, Monroe	1
Litchfield Park, Unknown	1
Na, Dade	1
Okeechobee, Highlands	1
Orange Park, Duval	1
Palatka, Marion	1
Pensacola Naval Hospital, Escambia	1
Port St Luice, Unknown	1
Port St. Lucie, St. Lucie	1
Rices Landing, Dade	1
Seacrest, Bay	1
Stiamk, Dade	1
Tavares, Unknown	1



# COVID-19: characteristics of 666,507 Florida resident cases

Data through Sep 16, 2020 verified as of Sep 17, 2020 at 09:25 AM

Data in this report are provisional and subject to change.

The table below includes the cities and counties of residence for cases in Florida residents based on the patient's ZIP Code. Note that city is not always received as part of the initial notification and may be missing while the case is being investigated.

City and county	Cases
Temple, Palm Beach	1
Unknown, Duval	1
Venice, Dade	1
West Hollywood, Broward	1
Webster, Hernando	1
Weston, Unknown	1
Winter Springs, Orange	1
Tamarac, Dade	1
Unkn, Duval	1
Westville, Walton	1
Venetian Islands, Dade	1
Venice, Manatee	1
Saint Johns, Duval	1
Pass-A-Grille Beach, Pinellas	1
Pensacola Beach, Escambia	1
Rocky Point, Hillsborough	1
Northport, Sarasota	1
Other, Dade	1
Orange County, Seminole	1
Orl, Osceola	1
Hoclywsod, Dade	1
Kenilworth, Leon	1
Lakeland, Unknown	1
Layton, Monroe	1
Mckinney, Broward	1
Miamc, Dade	1
Los Angeles, Dade	1
Mc Donald, Lee	1
Coconut Ck, Unknown	1
Carl Fisher, Dade	1
Brooklyn, Lee	1
Apollo Beach, Manatee	1
Alpharetta, Broward	1
Garden City, Alachua	1
Franklin, Unknown	1
Hallandale, Unknown	1
Homeless, Hillsborough	1
Homeless, Pinellas	1
Hutchinson Island, St. Lucie	1
Cape Haze, Charlotte	1
Branford, Gilchrist	1
Davie, Unknown	1
Alva, Escambia	1
Babcock Ranch, Charlotte	1
Baker, Santa Rosa	1
Interlachen, Duval	1
Jacksonville Naval Air Station, Duval	1
Kissimmee, Unknown	1
Homossa, Orange	1
Hosford, Calhoun	1
Hialeahgardens, Dade	1
Duck Key, Monroe	1
Perth Amboy, Hillsborough	1
Panama City, Unknown	1
Punta Gorda, Unknown	1
Saint Lucie Village, St. Lucie	1
Sharpes, Brevard	1
Sunrtise, Dade	1
Unknown, Unknown	1

# COVID-19: characteristics of 666,507 Florida resident cases

Data through Sep 16, 2020 verified as of Sep 17, 2020 at 09:25 AM

Data in this report are provisional and subject to change.

The table below includes the cities and counties of residence for cases in Florida residents based on the patient's ZIP Code. Note that city is not always received as part of the initial notification and may be missing while the case is being investigated.

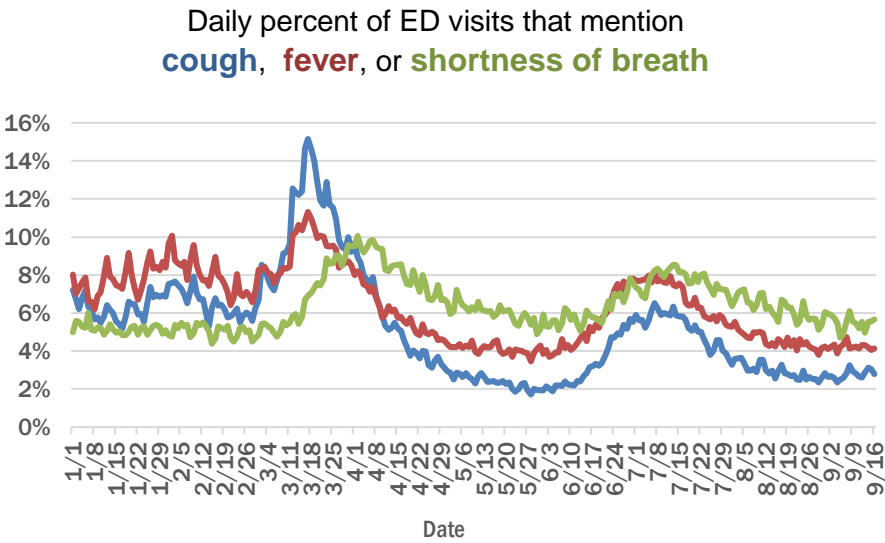
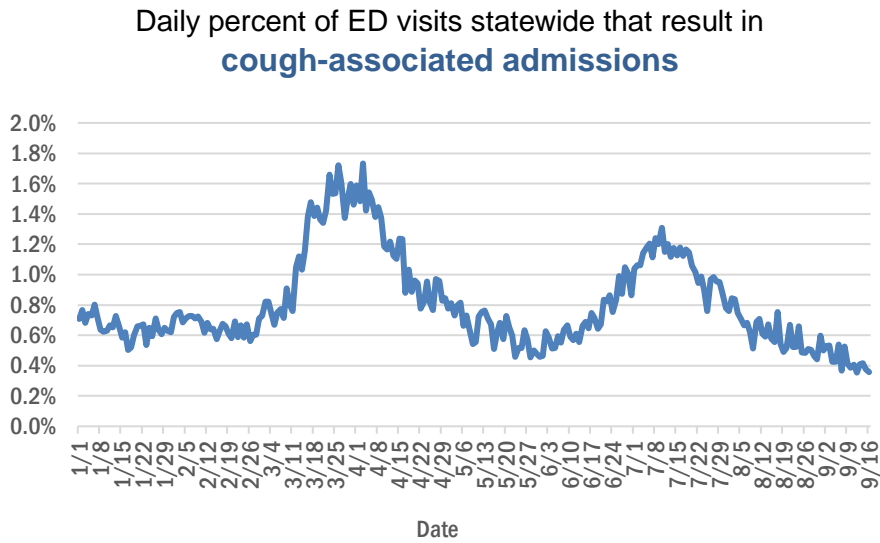
City and county	Cases
Oldsrav, Manatee	1
North Fort Myers, Charlotte	1
North Laud, Unknown	1
Monroe, Hillsborough	1
Lucedale, St. Lucie	1
Jacksonville, Nassau	1
Miramar, Dade	1
Unk, Alachua	1
Watersound, Bay	1
Vero Beach, Unknown	1
Wtixrat, Dade	1
Yeehaw, Okeechobee	1
Total	666,507

# COVID-19: additional surveillance information

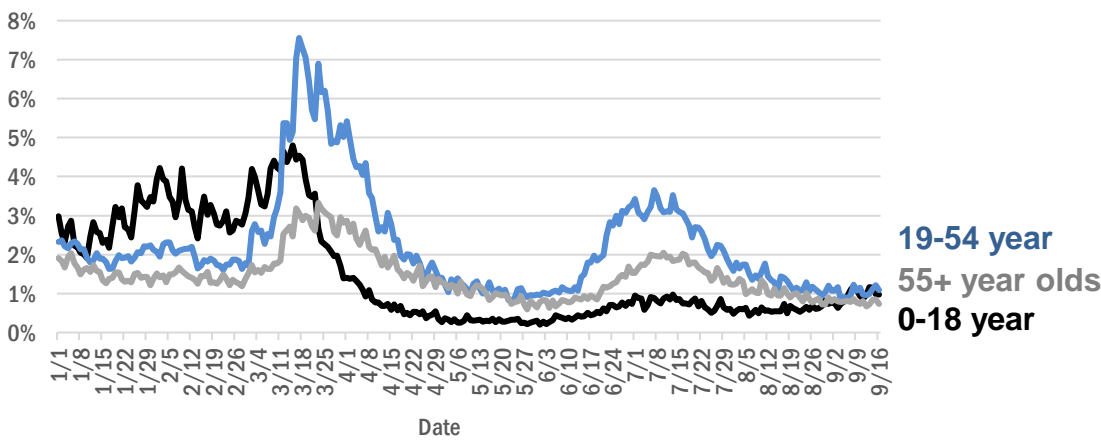
Data through Sep 16, 2020 verified as of Sep 17, 2020 at 09:25 AM

Data in this report are provisional and subject to change.

## Statewide emergency department (ED) chief complaint and admission data



## Daily percent of ED visits statewide that mention cough by age group



The Electronic Surveillance System for the Early Notification of Community-Based Epidemics (ESSENCE-FL) includes chief complaint data from 211 of 212 Florida EDs. Data are transmitted electronically to ESSENCE-FL daily or hourly.

# COVID-19: All Florida residents with test results reported

Data through Sep 16, 2020 verified as of Sep 17, 2020 at 09:25 AM

Data in this report are provisional and subject to change.

The table below includes persons with laboratory results that the Department of Health has received electronically or by mail/fax for Florida residents.

County	Awaiting testing	Inconclusive	Negative	Positive	Percent positive	Total tested
Dade	506	2,013	705,635	164,502	19%	872,150
Broward	106	882	465,549	74,454	14%	540,885
Palm Beach	321	618	303,863	44,275	13%	348,756
Hillsborough	342	537	259,690	39,929	13%	300,156
Orange	424	295	292,383	37,988	11%	330,666
Duval	233	225	230,226	28,560	11%	259,011
Pinellas	10	137	188,264	21,107	10%	209,508
Lee	34	106	117,544	19,428	14%	137,078
Polk	71	106	107,766	18,717	15%	126,589
Collier	47	86	62,804	12,212	16%	75,102
Osceola	193	129	67,473	11,830	15%	79,432
Escambia	4	57	74,933	10,936	13%	85,926
Manatee	20	81	91,039	10,923	11%	102,043
Volusia	82	119	80,736	10,296	11%	91,151
Leon	17	139	73,204	9,282	11%	82,625
Marion	17	109	59,575	9,257	13%	68,941
Seminole	107	69	72,234	8,660	11%	80,963
Pasco	130	57	77,010	8,621	10%	85,688
Brevard	24	60	92,442	8,167	8%	100,669
Sarasota	18	61	82,523	7,687	9%	90,271
St. Lucie	267	52	49,811	7,677	13%	57,540
Lake	191	103	73,997	7,121	9%	81,221
Alachua	26	28	85,670	6,900	7%	92,598
Bay	17	67	27,051	5,665	17%	32,783
Santa Rosa	38	38	30,346	5,141	14%	35,525
St. Johns	40	34	47,761	4,890	9%	52,685
Okaloosa	32	48	30,938	4,667	13%	35,653
Clay	16	27	40,543	4,658	10%	45,228
Martin	48	47	28,755	4,615	14%	33,417
Columbia	5	57	13,024	3,579	21%	16,660
Indian River	55	18	30,648	3,006	9%	33,672
Hernando	4	17	23,241	2,924	11%	26,182
Charlotte	6	37	29,056	2,894	9%	31,987
Jackson	23	12	13,518	2,650	16%	16,180
Gadsden	6	38	13,284	2,648	17%	15,970
Suwannee	2	49	8,153	2,546	24%	10,748
Citrus	64	10	21,872	2,533	10%	24,415
Sumter	27	30	20,668	2,128	9%	22,826
Hendry		19	7,774	2,032	21%	9,825
Highlands	11	10	18,033	2,026	10%	20,069
Putnam	11	12	14,462	2,015	12%	16,489
Nassau	43	18	17,863	1,853	9%	19,734
Monroe	48	12	15,209	1,769	10%	16,990
Walton	1	36	10,519	1,708	14%	12,263
Flagler	10	17	17,592	1,600	8%	19,209
Desoto	6	8	9,225	1,537	14%	10,770
Okeechobee	3	14	9,115	1,372	13%	10,501
Baker	35	26	6,067	1,372	18%	7,465

# COVID-19: All Florida residents with test results reported

Data through Sep 16, 2020 verified as of Sep 17, 2020 at 09:25 AM

Data in this report are provisional and subject to change.

The table below includes persons with laboratory results that the Department of Health has received electronically or by mail/fax for Florida residents.

County	Awaiting testing	Inconclusive	Negative	Positive	Percent positive	Total tested
Taylor	6	29	5,056	1,267	20%	6,352
Hardee	3	9	6,340	1,252	16%	7,601
Lafayette	3	12	1,416	1,227	46%	2,655
Wakulla	3	39	8,720	1,051	11%	9,810
Washington	10	20	5,834	1,040	15%	6,894
Levy		8	7,062	984	12%	8,054
Bradford	2	20	5,469	983	15%	6,472
Madison	1	11	4,879	979	17%	5,869
Gulf	5	5	4,777	854	15%	5,636
Union		19	8,642	839	9%	9,500
Dixie		12	4,339	813	16%	5,164
Hamilton	1	2	4,606	801	15%	5,409
Holmes	2	10	4,481	704	14%	5,195
Calhoun	1	10	4,234	604	12%	4,848
Franklin	5	7	4,242	584	12%	4,833
Jefferson		15	3,123	530	14%	3,668
Gilchrist	1	9	4,014	493	11%	4,516
Glades		1	885	487	35%	1,373
Liberty			2,933	485	14%	3,418
Unknown	1	35	13,799	173	1%	14,007
Total	3,785	7,043	4,323,939	666,507	13%	4,997,489

# COVID-19: testing by laboratory

Data through Sep 16, 2020 verified as of Sep 17, 2020 at 09:25 AM

Data in this report are provisional and subject to change.

The numbers in the table below represent the number of Florida and non-Florida residents for whom test results were received by the Department of Health. A person can be tested by more than one laboratory and can have both positive and negative results. **Therefore, the sum of the numbers in each column will be larger than the total number of people tested.**

Reporting lab	Inconclusive	Negative	Positive	Percent positive	Total
LABORATORY CORPORATION OF AMERICA	1,494	875,222	116,426	12%	993,142
QUEST DIAGNOSTICS - TAMPA	7,207	807,405	116,796	13%	931,408
BIO REFERENCE LABORATORIES, INC	7,062	552,491	106,743	16%	666,296
GENETWORX	662	390,611	32,870	8%	424,143
CURATIVE LABS	5,546	340,627	35,372	9%	381,545
REALTOX LABS LLC	3,291	258,625	44,846	15%	306,762
NORTHWEST LABORATORY	235	118,039	6,266	5%	124,540
ELABNETWORK	866	112,165	9,425	8%	122,456
ADVENT HEALTH LAB	112	101,339	14,161	12%	115,612
MEDICAL DIAGNOSTIC LABORATORIES	890	90,923	13,128	13%	104,941
MAKO GENOMICS	5,148	83,891	14,927	14%	103,966
KORVALABS, INC	1,230	88,116	4,464	5%	93,810
MAYO CLINIC LABORATORIES	214	74,525	7,623	9%	82,362
BIOCOLLECTIONS WORLDWIDE, INC	452	66,978	10,193	13%	77,623
MEMORIAL REGIONAL HOSPITAL SOUTH	20	58,895	13,715	19%	72,630
BAYCARE LABORATORIES LLC	373	65,200	6,043	8%	71,616
QUEST DIAGNOSTICS NICHOLS INSTITUTE, INC.	314	61,733	8,065	12%	70,112
BPHL-JACKSONVILLE	16	59,274	10,377	15%	69,667
RCA LABORATORY SERVICES, LLC		61,089	2,612	4%	63,701
SACRED HEART HOSPITAL LABORATORY	2	56,232	7,013	11%	63,247
Florida_Hospital	57	46,046	5,174	10%	51,277
ORLANDO REG MED CENTER CLINICAL LAB	507	44,672	6,012	12%	51,191
DIATHERIX LABORATORIES		44,839	6,314	12%	51,153
UF PATHLABS	33	47,956	2,978	6%	50,967
TAMPA GENERAL HOSPITAL	4	47,320	3,604	7%	50,928
BPHL-MIAMI	220	39,000	8,384	18%	47,604
TESTING MATTERS INC		40,875	5,227	11%	46,102
ARUP LABORATORIES		40,460	2,613	6%	43,073
SUNPATH MEDICAL DIAGNOSTICS LABORATORY	296	35,367	5,635	14%	41,298
BPHL-TAMPA (SPECTRUM BLVD)	45	33,629	5,571	14%	39,245
VIRACOR-EUROFINS LABORATORIES		30,007	8,994	23%	39,001
JACKSON MEMORIAL HOSPITAL CLINICAL LAB	79	31,097	7,185	19%	38,361
IMPACT HEALTH BIOMETRIC TESTING, INC	298	30,079	3,858	11%	34,235
ST VINCENT'S MEDICAL CENTER - RIVERSIDE	1	30,600	3,634	11%	34,235
SHANDS AT THE UNIVERSITY OF FLORIDA	220	31,922	1,872	6%	34,014
AIT LABORATORIES		28,083	3,220	10%	31,303
LAKELAND REGIONAL MEDICAL CENTER	87	27,901	3,284	11%	31,272
AMERICAN HEALTH ASSOCIATES	8	25,530	2,625	9%	28,163
AKESOGEN		21,123	3,220	13%	24,343
CAPE CORAL HOSPITAL CLINICAL LABORATORY	1	19,005	3,240	15%	22,246
TALLAHASSEE MEMORIAL HOSPITAL	92	19,374	2,426	11%	21,892
WALGREENS	14	18,631	3,203	15%	21,848
BROWARD GENERAL MEDICAL CENTER-CLINICAL LAB	2	17,480	2,156	11%	19,638
BAPTIST MEDICAL CENTER JACKSONVILLE	1	17,997	1,133	6%	19,131
BAPTIST HOSPITAL OF MIAMI CLINICAL LABORATORY	40	15,922	3,113	16%	19,075
SHANDS JACKSONVILLE MEDICAL CENTER INC	32	16,297	1,492	8%	17,821
NIZNIK LAB CORP	348	11,374	5,048	30%	16,770



# COVID-19: testing by laboratory

Data through Sep 16, 2020 verified as of Sep 17, 2020 at 09:25 AM

Data in this report are provisional and subject to change.

The numbers in the table below represent the number of Florida and non-Florida residents for whom test results were received by the Department of Health. A person can be tested by more than one laboratory and can have both positive and negative results. **Therefore, the sum of the numbers in each column will be larger than the total number of people tested.**

Reporting lab	Inconclusive	Negative	Positive	Percent positive	Total
ADVENTHEALTH DAYTONA BEACH	32	14,852	1,118	7%	16,002
SARASOTA MEMORIAL HOSPITAL MAIN LAB	12	14,402	1,151	7%	15,565
APPLIED INGENUITY DIAGNOSTICS LLC		14,394	905	6%	15,299
STATLAB_MOBILE	1	13,769	1,365	9%	15,135
FLORIDA HOSPITAL - TAMPA	37	13,692	1,329	9%	15,058
ECCO LAB GROUP CO	282	11,100	2,942	21%	14,324
UNIVERSITY OF MIAMI HOSPITAL	10	12,264	1,814	13%	14,088
PALMETTO GENERAL HOSPITAL LAB	3	10,711	2,972	22%	13,686
ACCESS DX LABORATORY	152	11,902	1,456	11%	13,510
MOUNT SINAI MEDICAL CENTER	6	12,047	1,344	10%	13,397
NAPLES COMMUNITY HOSPITAL	45	11,948	1,389	10%	13,382
ST JOSEPHS HOSPITAL LABORATORY	12	11,663	1,694	13%	13,369
MILLENNIUM PHYSICIAN GROUP		11,058	2,068	16%	13,126
NICKLAUS CHILDREN'S HOSPITAL	40	10,726	2,349	18%	13,115
NORTH FLORIDA REGIONAL MEDICAL CENTER		11,307	1,301	10%	12,608
CLEVELAND CLINIC HOSPITAL LAB	4	11,132	1,206	10%	12,342
BIOCERNA LABS	408	9,454	1,480	13%	11,342
JFK MEDICAL CENTER LAB	1	9,589	1,656	15%	11,246
SOUTH MIAMI HOSPITAL LAB	18	9,618	1,323	12%	10,959
BRANDON REGIONAL HOSPITAL		9,397	1,556	14%	10,953
ABL MEDICAL CARE LLC		9,807	916	9%	10,723
SAINT MARY'S MEDICAL CENTER	15	9,293	1,373	13%	10,681
JUPITER MEDICAL CENTER LAB	43	9,401	1,104	10%	10,548
LARKIN COMMUNITY HOSPITAL INC DBA CARDIOTROPIC		6,699	3,610	35%	10,309
INTEGRATED REGIONAL LABORATORIES LLP		8,526	1,617	16%	10,143
QUEST NEW ENGLAND	35	8,565	1,009	11%	9,609
MORTON PLANT HOSPITAL-ADLER INSTITUTE	8	8,880	671	7%	9,559
INDIAN RIVER MEDICAL CENTER LAB		8,970	552	6%	9,522
WELLINGTON REGIONAL MED CTR LAB	4	8,273	1,214	13%	9,491
FLORIDA HOSPITAL WATERMAN LABORATORY	68	8,531	718	8%	9,317
DRS CLACK SPENCER WHITE & MCCORMACK PA D/B/A		8,157	828	9%	8,985
QUEST DIAGNOSTICS INFECTIOUS DISEASE INC	55	7,104	1,648	19%	8,807
PANCARE OF FLORIDA INC		8,008	654	8%	8,662
LABCORP BURLINGTON (LPP)	4	8,216	432	5%	8,652
LEESBURG REGIONAL MEDICAL CENTER		7,469	845	10%	8,314
MEMORIAL REGIONAL HOSPITAL CLINICAL LABORATORY	9	7,572	568	7%	8,149
HOMESTEAD HOSPITAL CLINICAL LABORATORY	14	6,291	1,692	21%	7,997
COAST DIAGNOSTICS LLC	20	7,317	551	7%	7,888
ARNOLD PALMER MEDICAL CENTER CLINICAL LAB		7,613	275	3%	7,888
LARKIN COMMUNITY HOSPITAL	10	6,448	1,162	15%	7,620
DELRAY MEDICAL CENTER	3	6,666	788	11%	7,457
OSCEOLA REGIONAL MEDICAL CENTER	1	6,290	1,098	15%	7,389
WEST KENDALL BAPTIST HOSPITAL LABORATORY	6	5,803	1,463	20%	7,272
BOSTON HEART DIAGNOSTICS CORP		6,262	981	14%	7,243

# COVID-19: testing by laboratory

Data through Sep 16, 2020 verified as of Sep 17, 2020 at 09:25 AM

Data in this report are provisional and subject to change.

The numbers in the table below represent the number of Florida and non-Florida residents for whom test results were received by the Department of Health. A person can be tested by more than one laboratory and can have both positive and negative results. **Therefore, the sum of the numbers in each column will be larger than the total number of people tested.**

Reporting lab	Inconclusive	Negative	Positive	Percent positive	Total
REAL DIAGNOSTICS	77	6,554	473	7%	7,104
LAWNWOOD REGIONAL MEDICAL CENTER	1	6,069	1,012	14%	7,082
MEMORIAL HOSPITAL JACKSONVILLE	8	5,641	1,420	20%	7,069
Lee Memorial Hospital		5,442	1,579	22%	7,021
ST ANTHONY'S HOSPITAL LAB	11	6,113	782	11%	6,906
AEGIS SCIENCES CORPORATION	30	6,280	591	9%	6,901
WINTER HAVEN HOSPITAL CLINICAL LABORATORY	1	5,735	1,081	16%	6,817
BAPTIST HOSPITAL OF MIAMI MOLECULAR DIAGNOSTICS	58	5,833	846	13%	6,737
FULGENT DIAGNOSTICS LABORATORY	158	6,031	486	7%	6,675
LUMINUS DIAGNOSTICS		5,963	518	8%	6,481
BAPTIST MEDICAL CENTER SOUTH		6,042	437	7%	6,479
GOOD SAMARITAN MEDICAL CENTER LAB	1	5,399	952	15%	6,352
QUEST DIAGNOSTICS - WEST HILLS	21	6,019	223	4%	6,263
PATIENTS FIRST LAKE ELLA MEDICAL CENTER PA		4,494	1,724	28%	6,218
ST JOSEPHS HOSPITAL	7	5,401	773	13%	6,181
ORANGE PARK MEDICAL CENTER	9	4,923	1,225	20%	6,157
MEASE COUNTRYSIDE LAB	1	5,568	561	9%	6,130
BETHESDA HOSPITAL EAST		5,413	629	10%	6,042
GULF COAST MEDICAL CENTER MICROLAB		4,504	1,405	24%	5,909
HALIFAX MEDICAL CENTER LAB	26	4,809	778	14%	5,613
WEST FLORIDA HOSPITAL LAB		4,462	1,121	20%	5,583
BAPTIST HOSPITAL LABORATORY	6	4,698	874	16%	5,578
FLORIDA HOSPITAL HEARTLAND MED CTR CLINICAL LAB	33	4,962	579	10%	5,574
MANATEE MEMORIAL HOSPITAL		4,911	507	9%	5,418
WEST BOCA MEDICAL CENTER LAB		4,846	508	9%	5,354
EXACT SCIENCES LABORATORIES		4,947	388	7%	5,335
QUEST DIAGNOSTICS NICHOLS INSTITUTE - SJC (ELR)	30	4,506	734	14%	5,270
WESTSIDE REGIONAL MED CTR	2	4,270	967	18%	5,239
THE VILLAGES REGIONAL HOSPITAL		4,869	364	7%	5,233
CORAL GABLES HOSPITAL CLINICAL LABORATORY		4,114	1,118	21%	5,232
QUEST DIAGNOSTICS	4	4,809	414	8%	5,227
ADVENTHEALTH WESLEY CHAPEL	14	4,760	404	8%	5,178
LARGO MEDICAL CENTER		4,508	613	12%	5,121
OAK HILL HOSPITAL		4,497	568	11%	5,065
HEALTH PARK MEDICAL CENTER CLINICAL LAB		4,149	908	18%	5,057
NORTHWEST MEDICAL CENTER	1	4,003	1,044	21%	5,048
PALM BEACH GARDENS MEDICAL CTR LAB		4,588	455	9%	5,043
MARTIN HOSPITAL SOUTH LAB		4,763	279	6%	5,042
DOCTORS HOSPITAL	2	4,027	921	19%	4,950
NCH NORTH NAPLES HOSPITAL LAB	10	4,216	656	13%	4,882
MERCY HOSPITAL A CAMPUS OF PLANTATION GEN HOSP LAB	1	3,688	1,171	24%	4,860
Capital Regional Medical Ctr		3,807	986	21%	4,793
INGENIOUS PERSONALIZED MEDICINE	48	3,558	1,167	24%	4,773
AVENTURA HOSPITAL LAB		3,591	1,143	24%	4,734
RUTGERS CLINICAL GENOMICS LABORATORY	10	4,480	190	4%	4,680

# COVID-19: testing by laboratory

Data through Sep 16, 2020 verified as of Sep 17, 2020 at 09:25 AM

Data in this report are provisional and subject to change.

The numbers in the table below represent the number of Florida and non-Florida residents for whom test results were received by the Department of Health. A person can be tested by more than one laboratory and can have both positive and negative results. **Therefore, the sum of the numbers in each column will be larger than the total number of people tested.**

Reporting lab	Inconclusive	Negative	Positive	Percent positive	Total
FLORIDA HOSPITAL FLAGLER	29	4,288	309	7%	4,626
HELIX	40	3,897	637	14%	4,574
CORAL SPRINGS MED CTR		4,078	457	10%	4,535
PALMS WEST HOSPITAL LAB	2	3,618	883	20%	4,503
FLORIDA HOSPITAL ZEPHYRHILLS	10	4,160	320	7%	4,490
FLORIDA MEDICAL CENTER - A CAMPUS OF NORTH SHORE	2	3,830	632	14%	4,464
BROWARD HEALTH NORTH CLINICAL LABORATORY		3,862	598	13%	4,460
BLAKE MEDICAL CENTER		3,732	725	16%	4,457
NORTH SHORE MEDICAL CENTER		3,515	931	21%	4,446
MEMORIAL HOSPITAL WEST LABORATORY SERVICES	13	3,949	441	10%	4,403
FLORIDA HOSPITAL DELAND	9	3,578	638	15%	4,225
INFORM DIAGNOSTICS, INC		3,970	215	5%	4,185
FLORIDA HOSPITAL OF CARROLLWOOD	22	3,603	517	12%	4,142
REGIONAL MEDCIAL CENTER BAYONET POINT	2	3,798	320	8%	4,120
PLANTATION GENERAL HOSPITAL		3,176	903	22%	4,079
NEMOURS CHILDRENS HOSPITAL		3,871	106	3%	3,977
MEDICAL CENTER OF TRINITY CLINICAL LABORATORY		3,458	510	13%	3,968
AVECINA MEDICAL OAKLEAF	1	3,390	564	14%	3,955
NORTHSIDE HOSPITAL AND HEART INSTITUTE		3,460	484	12%	3,944
CLEVELAND CLINIC MARTIN SOUTH HOSPITAL		3,585	359	9%	3,944
BAYFRONT MEDICAL CENTER	12	2,991	935	24%	3,938
LAKE CITY MEDICAL CENTER		2,932	862	23%	3,794
MOFFITT CANCER CENTER	5	3,699	74	2%	3,778
FULGENT DIAGNOSTICS	89	3,417	229	6%	3,735
DR. P. PHILLIPS HOSPITAL		3,513	156	4%	3,669
OCALA REGIONAL MEDICAL CENTER		3,168	471	13%	3,639
CARDIOTROPIC LABS	81	2,795	719	20%	3,595
ALL CHILDREN'S HOSPITAL LAB		3,345	206	6%	3,551
BAPTIST MEDICAL CENTER - BEACHES		3,293	224	6%	3,517
CENTRAL FLORIDA REGIONAL HOSPITAL		3,040	430	12%	3,470
NEW YORK STATE ELR - SUNRISE MEDICAL LABORATORIES		3,366	79	2%	3,445
MORTON PLANT-MEASE	1	3,102	235	7%	3,338
GULF COAST MEDICAL CENTER LAB		2,632	703	21%	3,335
LEON MEDICAL CENTERS LLC		2,700	628	19%	3,328
NIGHT LITE PEDIATRICS	1	2,395	907	27%	3,303
ACCESS MEDICAL LABORATORIES		2,069	1,219	37%	3,288
ST JOSEPHS NORTH HOSPITAL LAB		2,900	362	11%	3,262
LAKEWOOD RANCH MEDICAL CENTER		2,989	270	8%	3,259
IMPERIAL POINT MEDICAL CENTER		2,956	295	9%	3,251
UHEALTH CORAL GABLES/LENNAR MED CTR		3,066	149	5%	3,215
SOUTH LAKE HOSPITAL		2,957	157	5%	3,114
ST LUCIE MEDICAL CENTER		2,429	591	20%	3,020
AVECINA MEDICAL - SOUTHSIDE BLVD	14	2,870	117	4%	3,001
SOUTH FLORIDA BAPTIST HOSPITAL MICRO	1	2,530	426	14%	2,957
POINCIANA MEDICAL CENTER		2,190	751	26%	2,941
WEST MARION COMMUINITY HOSPITAL LAB		2,521	390	13%	2,911
NONA SCIENTIFIC	3	2,408	438	15%	2,849

# COVID-19: testing by laboratory

Data through Sep 16, 2020 verified as of Sep 17, 2020 at 09:25 AM

Data in this report are provisional and subject to change.

The numbers in the table below represent the number of Florida and non-Florida residents for whom test results were received by the Department of Health. A person can be tested by more than one laboratory and can have both positive and negative results. **Therefore, the sum of the numbers in each column will be larger than the total number of people tested.**

Reporting lab	Inconclusive	Negative	Positive	Percent positive	Total
BAPTIST MEDICAL CENTER - NASSAU		2,691	139	5%	2,830
VISTA CLINICAL		1,216	1,581	57%	2,797
FLORIDA HOSPITAL FISH MEMORIAL	18	2,366	374	14%	2,758
PHYSICIANS REGIONAL MEDICAL CENTER - PINE RIDGE RD		2,249	503	18%	2,752
SOUTH SEMINOLE HOSPITAL LABORATORY		2,625	110	4%	2,735
HEALTHQUEST ESOTERICS		1,796	849	32%	2,645
WEST PALM HOSPITAL LAB		2,290	347	13%	2,637
UNIVERSITY HOSPITAL AND MEDICAL CENTER		1,990	636	24%	2,626
FLORIDA HOSPITAL NORTH PINELLAS	11	2,424	184	7%	2,619
WESTCHESTER HOSPITAL	21	2,136	446	17%	2,603
ANNE BATES LEACH EYE HOSPITAL/ ABLEH MICROBIOLOGY LABORATORY		2,535	55	2%	2,590
AVECINA MEDICAL JULINGTON	1	2,253	319	12%	2,573
QUEST DIAGNOSTICS - ATLANTA	4	2,209	289	12%	2,502
WALGREENS OAKLAND PARK	4	2,197	237	10%	2,438
MEDCOMP SCIENCES LLC	29	1,296	1,110	46%	2,435
CLEVELAND CLINIC TRADITION HOSPITAL		2,174	230	10%	2,404
MEMORIAL HOSPITAL MICRO		2,139	229	10%	2,368
WALGREEN CO	2	2,090	275	12%	2,367
HIALEAH HOSPITAL	4	1,846	517	22%	2,367
ST PETERSBURG GENERAL HOSPITAL		1,760	499	22%	2,259
ADVENTHEALTH OCALA LABORATORY		1,844	342	16%	2,186
FORT WALTON BEACH MEDICAL CENTER		1,844	329	15%	2,173
BAPTIST NORTH EMERGENCY CENTER		1,630	519	24%	2,149
PWN HEALTH	9	1,486	628	30%	2,123
MEMORIAL HOSPITAL- MIRAMAR	11	1,937	170	8%	2,118
QUEST DIAGNOSTICS LENEXA	19	1,900	186	9%	2,105
MEASE DUNEDIN HOSPITAL	4	1,911	190	9%	2,105
AVERO DIAGNOSTICS - IRVING		1,909	146	7%	2,055
CLEVELAND CLINIC MARTIN NORTH HOSPITAL		1,813	223	11%	2,036
CITRUS MEMORIAL HOSPITAL LABORATORY		1,869	162	8%	2,031
GENE BY GENE, GENOMICS RESEARCH CENTER LAB	31	1,889	68	3%	1,988
OVIEDO MEDICAL CENTER		1,689	291	15%	1,980
RAULERSON HOSPITAL		1,648	330	17%	1,978
DOCTORS HOSPITAL OF SARASOTA CLINICAL LABORATORY		1,782	195	10%	1,977
HOLIDAY CVS LLC		1,849	34	2%	1,883
LEE HEALTH COCONUT POINT CLINICAL LAB	2	1,455	355	20%	1,812
PALMS OF PASADENA HOSPITAL		1,548	240	13%	1,788
MEMORIAL HOSPITAL PEMBROKE	3	1,563	214	12%	1,780
PUTNAM COMMUNITY MEDICAL CENTER		1,496	230	13%	1,726
P4 CLINICAL, LLC	26	1,436	194	12%	1,656
SOUTH BAY HOSPITAL MICRO		1,396	258	16%	1,654
BETHESDA HOSPITAL WEST		1,485	158	10%	1,643
TWIN CITIES HOSPITAL	1	1,437	156	10%	1,594
PHYSICIANS REGIONAL MEDICAL CENTER - COLLIER BLVD	1	1,210	348	22%	1,559
BARTOW REGIONAL MEDICAL CENTER	1	1,320	219	14%	1,540
LOWER KEYS MEDICAL CENTER		1,401	138	9%	1,539
OPTEO LABORATORY		1,506	30	2%	1,536



# COVID-19: testing by laboratory

Data through Sep 16, 2020 verified as of Sep 17, 2020 at 09:25 AM

Data in this report are provisional and subject to change.

The numbers in the table below represent the number of Florida and non-Florida residents for whom test results were received by the Department of Health. A person can be tested by more than one laboratory and can have both positive and negative results. **Therefore, the sum of the numbers in each column will be larger than the total number of people tested.**

Reporting lab	Inconclusive	Negative	Positive	Percent positive	Total
NIGHT LITE PEDIATRICS URGENT CARE		1,266	247	16%	<b>1,513</b>
SYNERGY LABORATORIES	7	1,334	144	10%	<b>1,485</b>
LAKESIDE MEDICAL CENTER		1,021	374	27%	<b>1,395</b>
QUEST DIAGNOSTICS - MIRAMAR	6	364	1,018	73%	<b>1,388</b>
BMCT Molecular Diagnostics Subsection		1,127	241	18%	<b>1,368</b>
SACRED HEART-EMERALD COAST		1,142	199	15%	<b>1,341</b>
ST VINCENT'S MEDICAL CENTER - SOUTHSIDE		1,308	27	2%	<b>1,335</b>
UNIVERSITY OF MIAMI HOSPITAL & CLINICS	2	1,216	65	5%	<b>1,283</b>
QUEST DIAGNOSTICS WOOD DALE	3	1,189	90	7%	<b>1,282</b>
AVENTUS BIOLABS	1	722	547	43%	<b>1,270</b>
HIGHLANDS REGIONAL MEDICAL CENTER		1,046	211	17%	<b>1,257</b>
PATIENTS CHOICE LABORATORIES		731	523	42%	<b>1,254</b>
GULF BREEZE HOSPITAL LAB	3	1,083	155	12%	<b>1,241</b>
UHEALTH DEERFIELD BEACH/UMSYLVESTER DEERFIELD BEACH LABORATORY	3	1,160	45	4%	<b>1,208</b>
CLINICORE		1,113	91	8%	<b>1,204</b>
HOLY CROSS HOSPITAL CLINICAL LAB	1	1,133	33	3%	<b>1,167</b>
VIKOR SCIENTIFIC	2	617	466	43%	<b>1,085</b>
LABSTAT LLC	1	1,074	6	1%	<b>1,081</b>
CLARITY LAB SOLUTIONS		930	141	13%	<b>1,071</b>
MARINERS HOSPITAL		960	102	10%	<b>1,062</b>
BAPTIST EMERGENCY CENTER OAKLEAF		864	176	17%	<b>1,040</b>
ORLANDO VA MEDICAL CENTER		859	171	17%	<b>1,030</b>
ENGLEWOOD COMMUNITY HOSPITAL		942	80	8%	<b>1,022</b>
AVECINA MEDICAL		750	262	26%	<b>1,012</b>
LMHS		902	81	8%	<b>983</b>
UNITED CLINICAL LABORATORY LLC		235	727	76%	<b>962</b>
BAPTIST HEALTH EMERGENCY CENTER COUNTRY WALK		780	161	17%	<b>941</b>
BAPTIST EMERGENCY CENTER CLAY		827	114	12%	<b>941</b>
MINUTECLINIC LLC #3703		842	96	10%	<b>938</b>
WALGREENS ORLANDO		821	103	11%	<b>924</b>
ARCPPOINT LABS - FORT MYERS	2	776	143	16%	<b>921</b>
FLOWERS HOSPITAL		819	99	11%	<b>918</b>
WATSON CLINIC LLP MAIN		632	262	29%	<b>894</b>
LABCORP	1	513	372	42%	<b>886</b>
DESOTO MEMORIAL HOSPITAL CLINICAL LABORATORY	3	716	146	17%	<b>865</b>
PATHNOSTICS		84	766	90%	<b>850</b>
FLORIDA HOSPITAL ORLANDO		745	74	9%	<b>819</b>
ACUTIS DIAGNOSTICS	12	689	111	14%	<b>812</b>
FLORIDA LABORATORY ANALYSIS		547	256	32%	<b>803</b>
ST VINCENTS CLAY COUNTY		775	26	3%	<b>801</b>
JACKSON HOSPITAL CLINICAL LABORATORY		704	96	12%	<b>800</b>
PHYSICIANS STAT LAB		139	655	82%	<b>794</b>
Assurance Scientific Laboratories		616	166	21%	<b>782</b>
SANTA ROSA MEDICAL CENTER		543	234	30%	<b>777</b>
LABCORP RTP	3	134	636	82%	<b>773</b>
TAMPA COMMUNITY HOSPITAL		565	180	24%	<b>745</b>
CAPSTONE HEALTHCARE		474	262	36%	<b>736</b>

# COVID-19: testing by laboratory

Data through Sep 16, 2020 verified as of Sep 17, 2020 at 09:25 AM

Data in this report are provisional and subject to change.

The numbers in the table below represent the number of Florida and non-Florida residents for whom test results were received by the Department of Health. A person can be tested by more than one laboratory and can have both positive and negative results. **Therefore, the sum of the numbers in each column will be larger than the total number of people tested.**

Reporting lab	Inconclusive	Negative	Positive	Percent positive	Total
EGLIN AIRFORCE BASE LAB		479	226	32%	705
LAB24 INC	3	92	608	86%	703
NEW YORK STATE ELR - NORTH SHORE LONG ISLAND JEWISH HEALTH		671	31	4%	702
ADVANCE MEDICAL OF NAPLES			702	100%	702
BARDMOOR LABORATORY	1	617	75	11%	693
ATLANTIS URGENT CARE		426	252	37%	678
ASSOCIATED PATHOLOGISTS, LLC	3	546	111	17%	660
CENTRA CARE – WATERFORD LAKES		514	134	21%	648
VAMC ORLANDO		304	339	53%	643
DYNIX DIAGNOSTICS	1	436	197	31%	634
NCH NORTHEAST	5	415	202	32%	622
QUEST	4	157	458	74%	619
NONE		281	331	54%	612
AMELIA URGENT CARE		287	317	52%	604
PHAROS HEALTH		457	140	23%	597
PATIENTS FIRST - MAHAN DRIVE		164	433	73%	597
HISTOPATHOLOGY SERVICES, LLC		523	72	12%	595
LEE MEMORIAL HOSPITAL LAB			583	100%	583
NEW YORK STATE ELR - NYU HOSPITALS CENTER CLINICAL LABORATORIES		561	14	2%	575
NCH HEALTHCARE SYSTEM MICROBIOLOGY LAB		1	572	100%	573
UNKNOWN		265	282	52%	547
QUEST DIAGNOSTICS - IRVING	10	352	178	33%	540
MARTIN MEMORIAL LABORATORY AT ST LUCIE WEST		480	57	11%	537
MAVERICK LABS		375	151	29%	526
HOLY CROSS HOSPITAL LABORATORY			522	100%	522
NXGEN MDX LLC	2	459	61	12%	522
MIDWAY SPECIALTY CARE CENTER DIAGNOSTICS	18	458	41	8%	517
HOLIDAY CVS LLC DBA CVSPHARMACY #5155		504	13	3%	517
TALLAHASSEE PRIMARY CARE ASSOCIATES		473	34	7%	507
SOUTHEAST ALABAMA MEDICAL CENT		451	44	9%	495
ADVENT HEALTH CENTRA CARE: WATERFORD LAKES		420	73	15%	493
NEW YORK STATE ELR - LENCO MEDICAL LABORATORY		457	15	3%	472
NORTH FLORIDA PEDIATRICS-TALLAHASSEE		424	33	7%	457
UAB HIGHLANDS LABORATORY		445	4	1%	449
STEWART REFERENCE LABORATORY		255	191	43%	446
PANCARE OF FLORIDA, INC			443	100%	443
MEDARBOR DIAGNOSTICS		1	433	100%	434
LAB CORP	1	190	241	56%	432
NEW YORK STATE ELR - DEPARTMENT OF CLINICAL LABS		419	5	1%	424
KD MEDICAL CHOICE LLC		419	1	0%	420
ORLANDO VETERANS AFFAIRS MEDICAL CENTER		112	301	73%	413
ECCOLAB GROUP	1	84	311	79%	396
INDIAN RIVER PATHOLOGY LLC		374	20	5%	394
SUNRISE MEDICAL LABORATORIES		328	66	17%	394
STS LAB 2 LLC		394			394
QUEST DIAGNOSTICS NICHOLS INSTITUTE	5	353	17	5%	375
CLARITY LABS		325	49	13%	374



# COVID-19: testing by laboratory

Data through Sep 16, 2020 verified as of Sep 17, 2020 at 09:25 AM

Data in this report are provisional and subject to change.

The numbers in the table below represent the number of Florida and non-Florida residents for whom test results were received by the Department of Health. A person can be tested by more than one laboratory and can have both positive and negative results. **Therefore, the sum of the numbers in each column will be larger than the total number of people tested.**

Reporting lab	Inconclusive	Negative	Positive	Percent positive	Total
MEMORIAL PEMBROKE 24/7 CARE CENTER		277	93	25%	370
JAY HOSPITAL CLINICAL LABORATORY		275	91	25%	366
TEMPUS CLINICAL LABORATORY	1	338	26	7%	365
MINUTECLINIC		329	35	10%	364
NCF DIAGNOSTICS & DNA TECHNOLOGIES	10	87	262	73%	359
INFORM DIAGNOSTICS		349	4	1%	353
NITE LITE PEDIATRICS		180	168	48%	348
DAVITA LABS		303	31	9%	334
BAPTIST MD ANDERSON CANCER CENTER		331	2	1%	333
TENNESSEE DOH - NASHVILLE	2	283	34	11%	319
BAYA URGENT CARE		3	313	99%	316
SCIONLAB SERVICES LLC		295	15	5%	310
URGENT CARE CURE		242	66	21%	308
VETERANS AFFAIRS MEDICAL CENTER LAB		9	296	97%	305
ARCPPOINT LABS OF TAMPA		195	109	36%	304
NEW YORK STATE ELR - MOUNT SINAI LABORATORY		288	13	4%	301
EXPRESS GENE MOLECULAR DIAGNOSTIC LABORATORY		2	298	99%	300
FLAGLER HOSPITAL	5	18	273	92%	296
CORE DIAGNOSTIC LABORATORIES LLC		220	75	25%	295
LABCORP TAMPA	1	40	253	86%	294
EMERGENCY PHYSICIANS MEDICAL CENTER			293	100%	293
THERADOC		150	138	48%	288
CENTRA CARE		81	194	71%	275
HOLMES REGIONAL MEDICAL CENTER		3	271	99%	274
PREMIER MEDICAL LABORATORY SERVICES		74	197	73%	271
NEW YORK STATE ELR - ENZO CLINICAL LABS INC	1	265	3	1%	269
GENESIS REFERENCE LABORATORIES		1	266	100%	267
FLO-MEDILAB SERVICES		82	184	69%	266
SANFORD REFERENCE LAB		255	10	4%	265
LABTECH DIAGNOSTIC		126	137	52%	263
THE CENTER FOR URGENT CARE		164	99	38%	263
CLINICAL REFERENCE LABORATORY		252	6	2%	258
MICROGEN DX		83	173	68%	256
MINI ER ADULT AND PEDIATRIC URGENT CARE		221	34	13%	255
EUROFINS NTD, LLC		225	29	11%	254
TOM LEE COMMUNITY HEALTH CENTER		15	238	94%	253
SMA SPECIALITY MEDICAL LAB		64	188	75%	252
GESSLER CLINIC		2	250	99%	252
MINUTECLINIC LLC		215	35	14%	250
AUBURN UNIVERSITY MEDICAL CLINIC		193	56	22%	249
FLORIDA WOMAN CARE LABORATORY LLC		222	25	10%	247
NEW YORK STATE ELR - NEW YORK PRESBYTERIAN HOSPITAL CUMC CLINICAL		233	13	5%	246
MOLECULAR INFECTIOUS DISEASES		237	6	2%	243
NEW YORK STATE ELR - NEW YORK HOSPITAL LABORATORIES	1	232	7	3%	240
ADVENT HEALTH -TAMPA		74	159	68%	233
ASCEND CLINICAL		226	4	2%	230
HENDRY REGIONAL MEDICAL CENTER		9	221	96%	230

# COVID-19: testing by laboratory

Data through Sep 16, 2020 verified as of Sep 17, 2020 at 09:25 AM

Data in this report are provisional and subject to change.

The numbers in the table below represent the number of Florida and non-Florida residents for whom test results were received by the Department of Health. A person can be tested by more than one laboratory and can have both positive and negative results. **Therefore, the sum of the numbers in each column will be larger than the total number of people tested.**

Reporting lab	Inconclusive	Negative	Positive	Percent positive	Total
ST CLOUD REGIONAL MEDICAL CENTER		127	103	45%	230
JAMES A. HALEY VETERANS MICRO LAB			229	100%	229
ARCPPOINT LABS OF WEST PALM BEACH		1	222	100%	223
ADVENTHEALTH LAB		2	220	99%	222
ANGEL KIDS PEDIATRICS		199	21	10%	220
QUALITOX LABORATORIES		96	123	56%	219
BIOCERNA LLC	8	156	54	25%	218
SEBASTIAN RIVER MEDICAL CENTER		171	47	22%	218
COASTAL MED URGENT CARE		3	214	99%	217
MEDSCAN LABORATORY INC		136	80	37%	216
GENESIS MEDICAL LABORATORY MIAMI FL.		78	138	64%	216
MIDWAY SPECIALTY CARE CENTER	1	124	89	42%	214
GULF COAST MOLECULAR LABORATORIES	10	151	48	23%	209
DOC SMILEY'S URGENT CARE		130	77	37%	207
MARTIN MEMORIAL MEDICAL CENTER LAB		101	106	51%	207
LEHIGH VALLEY GENOMICS			206	100%	206
SELECT LABORATORIES MARION COUNTY, LLC.	1	108	94	46%	203
NCH HEALTHCARE BONITA		139	63	31%	202
BAY PINES VAMC CLINICAL LABORATORY		4	198	98%	202
VAMC WEST PALM LAB		5	196	98%	201
C.W. BILL YOUNG VA MEDICAL CENTER		5	193	97%	198
BOCA BIOLISTICS REFERENCE LABORATORY	2	145	48	25%	195
UAB UNIVERSITY OF ALABAMA HOSPITAL LAB		186	7	4%	193
PATHGROUP LABS LLC		90	100	53%	190
FLORIDA HOSPITAL WAUCHULA		113	74	40%	187
SACRED HEART HOSPITAL ON THE GULF		124	62	33%	186
AMELIA EXPRESS CARE		72	111	61%	183
UR MEDICINE LABS- CENTRAL LABORATORY		175	5	3%	180
FAST TRACK URGENT CARE CENTER - CARROLLWOOD			179	100%	179
MY CLINICAL LAB		120	57	32%	177
HOLIDAY CVS LLC DBA CVS PHARMACY #5154		171	5	3%	176
COASTAL LABORATORIES		125	50	29%	175
BAYCARE HEALTH SYSTEM		2	173	99%	175
SPECIALTY HEALTH AND REHABILITATION CENTER		146	23	14%	169
FLORIDA HOSPITAL HEARTLAND MED CTR LAKE PLACID		121	47	28%	168
ASAP LAB LLC		95	72	43%	167
FAST TRACK URGENT CARE CENTER		1	165	99%	166
ADVENT HEALTH CENTRA CARE		18	148	89%	166
ST JUDE CHILDREN'S RESEARCH HOSPITAL		152	11	7%	163
PRIVA PATH LABS			162	100%	162
BUREAU OF CLINICAL LABORATORIES		132	29	18%	161
LABSTAT		2	158	99%	160
NEO GENOMICS - FORT MYERS	1	154	4	3%	159
WUESTHOFF REF LABORATORY			158	100%	158
UNIVERSITY OF ALABAMA		155	3	2%	158
US BIOTEK LABORATORIES	1	66	90	57%	157
NEW PLANT CITY FAMILY CARE	1	33	122	78%	156

# COVID-19: testing by laboratory

Data through Sep 16, 2020 verified as of Sep 17, 2020 at 09:25 AM

Data in this report are provisional and subject to change.

The numbers in the table below represent the number of Florida and non-Florida residents for whom test results were received by the Department of Health. A person can be tested by more than one laboratory and can have both positive and negative results. **Therefore, the sum of the numbers in each column will be larger than the total number of people tested.**

Reporting lab	Inconclusive	Negative	Positive	Percent positive	Total
MACDILL AFB HOSPITAL		136	19	12%	155
VAMC GAINESVILLE		2	151	99%	153
MID-FLORIDA PATHOLOGY		111	41	27%	152
SHORELINE PHYSICIAN GROUP		41	107	72%	148
GENOVA DIAGNOSTICS LABORATORY		137	10	7%	147
NAVAL HOSPITAL - JACKSONVILLE		12	132	92%	144
MINUTECLINIC, LLC DBA MINUTECLINIC #4717		139	3	2%	142
AURORA DIAGNOSTICS BERNHARDT LABORATORIES PATHOLOGY SERVICE		126	16	11%	142
AVELLINO LAB USA, INC	1	137	2	1%	140
IRL MARKET LAB ALACHUA		104	31	23%	135
FLORIDA MEDICAL CLINIC		58	75	56%	133
AMERICAN PATHOLOGY PARTNERS		131	1	1%	132
HEALTH FIRST-HOLMES REGIONAL			132	100%	132
INTEGRATED REGIONAL LABORATORIES		119	12	9%	131
MEMPHIS PATHOLOGY LABORATORY	1	124	5	4%	130
FLORIDA CLINICAL LABORATORY-BIOREFERENCE LABORATORIES		45	84	65%	129
LEHIGH REGIONAL MEDICAL CENTER LAB		109	20	16%	129
BMHSI-AEL MICROBIOLOGY LABORATORY	2	102	24	19%	128
VAMC BAY PINES		1	124	99%	125
SPARROW HEALTHCARE	2	1	122	98%	125
COMMUNITY HEALTH NORTHWEST FLORIDA		104	20	16%	124
GARCIA CLINICAL LABORATORY		1	121	99%	122
PLANTATION BAY REHABILITATION CENTER		116	5	4%	121
BAYFRONT HEALTH BROOKSVILLE			121	100%	121
FISHERMENS HOSPITAL CLINICAL LAB		116	5	4%	121
PALM BEACH COUNTY HEALTH DEPT LAB		118	2	2%	120
ROSEN MEDICAL CENTER		107	13	11%	120
MEMORIAL HOSPITAL WEST		113	6	5%	119
FULGENT GENETICS	2	89	27	23%	118
HEALTHLINK DIAGNOSTIC LABORATORIES		6	112	95%	118
VAMC LAKE CITY		51	62	55%	113
DEPARTMENT OF VETERANS AFFAIRS JAMES A. HALEY VETERANS HOSPITAL			112	100%	112
ALLIED HEALTH FORT PIERCE		112			112
LEON MEDICAL CENTER		7	104	94%	111
REFUAH HEALTH CENTER LABORATORY		109	1	1%	110
MEDICAL DIAGNOSTICS LABORATORIES,INC		18	92	84%	110
ADVENTHEALTH CENTRA CARE WESLEY CHAPEL			110	100%	110
BAPTIST HEALTH SOUTH FLORIDA		4	105	96%	109
SOLARIS DIAGNOSTICS		8	101	93%	109
PROTEUS MOLECULAR AND CLINICAL LAB	1	89	18	17%	108
MILLENNIUM LAB SERVICES			108	100%	108
SANTA ROSA CENTER FOR REHABILITATION AND HEALING		104	1	1%	105
USA HEALTH UNIVERSITY HOSPITAL CLINICAL LABORATORY		102	2	2%	104
STAGEZERO LIFE SCIENCES INC		93	11	11%	104
ADVENT HEALTH CARE CENTER CELEBRATION		101	3	3%	104
PENSACOLA PEDIATRICS		71	32	31%	103
CENTRACARE		5	97	95%	102

# COVID-19: testing by laboratory

Data through Sep 16, 2020 verified as of Sep 17, 2020 at 09:25 AM

Data in this report are provisional and subject to change.

The numbers in the table below represent the number of Florida and non-Florida residents for whom test results were received by the Department of Health. A person can be tested by more than one laboratory and can have both positive and negative results. **Therefore, the sum of the numbers in each column will be larger than the total number of people tested.**

Reporting lab	Inconclusive	Negative	Positive	Percent positive	Total
USAFSAM/PHE		23	77	77%	100
ACCU REFERENCE MEDICAL LAB			99	100%	99
NORTH OKALOOSA MEDICAL CENTER		48	49	51%	97
HOSPITAL FOR SPECIAL SURGERY		95	1	1%	96
DIAGNOSTIC SOLUTIONS		3	91	97%	94
GENETWORKX		15	79	84%	94
LIFEBRITE	1	10	82	88%	93
FLORIDA COMMUNITY HEALTH CENTERS INC			93	100%	93
SANTA ROSA MEDICAL CENTER CLINICAL LAB		76	17	18%	93
ADVENTHEALTH CENTRA CARE OVIEDO		29	64	69%	93
Quest Diag Unspecifd		60	33	35%	93
ADVENTHEALTH CENTRA CARE ALTAMONTE SPRINGS		44	47	52%	91
ADVENT HEALTH CENTRA CARE LONGWOOD		14	76	84%	90
NEW YORK STATE ELR - EMPIRECITY LABORATORIES		77	11	13%	88
DOCTOR'S MEMORIAL HOSPITAL		18	70	80%	88
ST. JAMES BAY HEALTH AND REHABILITATION CENTER		87			87
BAY VIEW HEALTHCARE		68	19	22%	87
PACIFIC ANALYTICS			86	100%	86
ADVENT HEALTH CENTRA CARE PALM COAST		3	82	96%	85
ORLANDO HEALTH EMERGENCY DEPARTMENT		79	6	7%	85
ADVENTHEALTH CENTRA CARE CARROLLWOOD			84	100%	84
AMERICAN RESEARCH LABS		4	79	95%	83
AVERO DIAGNOSTICS		59	24	29%	83
CAYUGA MEDICAL CENTER AT ITHACA		80	3	4%	83
INTERLACHEN PEDIATRICS		77	5	6%	82
CENTRAL FLORIDA HEALTH CARE		46	35	43%	81
EMERALD SHORES HEALTH & REHABILITATION		56	25	31%	81
UNKNOWN - BAD FACILITY CODE		21	60	74%	81
GENESIS LABORATORY MANAGEMENT		45	35	44%	80
BLOCK, NATION, CHASE, AND SMOLEN FAMILY MEDICINE		57	23	29%	80
ADVENTHEALTH CENTRA CARE			79	100%	79
LABORATORY SPECIALISTS OF MICHIGAN		8	70	90%	78
FHMG-FLORIDA HOSPITAL MEDICAL GROUP		69	8	10%	77
FAST TRACK URGENT CARE CENTER - RIVERVIEW			77	100%	77
CVS PHARMACY NO 7881		75	1	1%	76
BAPTIST MEDICAL PLAZA AT WEST KENDALL		56	20	26%	76
DYNAMIC MEDICAL USA			75	100%	75
AMERICAN FAMILY CARE PACE		15	59	80%	74
DAVITA LABORATORY SERVICES		59	14	19%	73
MAYO CLINIC LABS - ROCHESTER MAIN CAMPUS		71	1	1%	72
HOLY CROSS HOSPITAL		1	71	99%	72
ALLSOUTH URGENT CARE			71	100%	71
MIAMI VA HEALTHCARE SYSTEM			71	100%	71
KEYSTONE REHAB		71			71
AMMON LABS		61	10	14%	71
Highlands Regional Hospital		63	7	10%	70
RUSKIN HEALTH CENTER		2	68	97%	70

# COVID-19: testing by laboratory

Data through Sep 16, 2020 verified as of Sep 17, 2020 at 09:25 AM

Data in this report are provisional and subject to change.

The numbers in the table below represent the number of Florida and non-Florida residents for whom test results were received by the Department of Health. A person can be tested by more than one laboratory and can have both positive and negative results. **Therefore, the sum of the numbers in each column will be larger than the total number of people tested.**

Reporting lab	Inconclusive	Negative	Positive	Percent positive	Total
NAVY HOSPITAL			70	100%	70
MORTON PLANT HOSPITAL			70	100%	70
FAST TRACK URGENT CARE CENTER - WESTCHASE			70	100%	70
QPS, LLC		69	1	1%	70
CENTRA CARE SAINT CLOUD		66	4	6%	70
INTEGRITY LABORATORIES, LLC		5	64	93%	69
LABORATORY CORP OF AMERICA	2	26	41	59%	69
AEL- MEMPHIS		17	50	75%	67
ELLENTON URGENT CARE			67	100%	67
BAY MEDICAL CENTER SACRED HEART HEALTH SYSTEM		17	49	74%	66
NORTH FLORIDA/SOUTH GEORGA VETERANS HEALTH SYSTEM			66	100%	66
BAYFRONT		31	34	52%	65
PROVIDENCE HOSPITAL LABORATORY		62	3	5%	65
REHABILITATION CENTER AT PARK PLACE		65			65
FINLAY CLINICAL LABORATORY		24	40	63%	64
NOAH CLINICAL LABORATORY		53	10	16%	63
SARAPATH DIAGNOSTICS			62	100%	62
FAWCETT MEMORIAL HOSPITAL-LAB		1	61	98%	62
NORTHWEST FLORIDA COMMUNITY HOSPITAL		1	61	98%	62
HURLBURT FIELD CLINIC		23	38	62%	61
GENE BY GENE			61	100%	61
QUEST INFECTIOUS DISEASE	1	56	4	7%	61
ADVENTHEALTH CENTRA CARE LAKE MARY		39	22	36%	61
NEW YORK STATE ELR - MONTEFIORE MEDICAL CENTER LABORATORIES - MOSES		54	7	11%	61
NORTH FLORIDA PEDIATRICS-LAKE CITY			60	100%	60
MORTON PLANT HOSPITAL/LAB		1	59	98%	60
EXACT SCIENCES LABORATORIES, LLC		15	45	75%	60
NEW YORK STATE ELR - KALEIDA HEALTH CENTER FOR LABORATORY		54	4	7%	58
BAYFRONT HEALTH ER PINELLAS PARK		27	31	53%	58
MOBILE INFIRMARY MED CENTER PATH LAB		50	8	14%	58
NEW YORK STATE ELR - WADSWORTH HEALTH CENTER		55	3	5%	58
LIFE CARE CENTER OF PENSACOLA		56	2	3%	58
LABCORP BIRMINGHAM	1	5	50	89%	56
BAPTIST MEDICAL PLAZA AT COUNTRY WALK		38	17	31%	55
CAREMOUNT MEDICAL - PATHOLOGY		55			55
VA MEDICAL CENTER		7	48	87%	55
RCA LABORATORY SERVICES -- NEW YORK ELR		25	30	55%	55
BROWARD HEALTH MEDICAL CENTER		1	53	98%	54
JEFFERY WEINZWEIG		2	52	96%	54
ADVENTHEALTH CENTRA CARE SANFORD		14	40	74%	54
CENTRA CARE -- SOUTH ORANGE		27	27	50%	54
PALM BAY HOSPITAL		1	53	98%	54
BAYCARE LAB		1	52	98%	53
CAPE CANAVERAL HOSPITAL			53	100%	53
BOND CLINIC		8	44	85%	52
SARASOTA CO. HEALTH DEPT # 58		40	11	22%	51
OPTUM LABS LLC		5	46	90%	51



# COVID-19: testing by laboratory

Data through Sep 16, 2020 verified as of Sep 17, 2020 at 09:25 AM

Data in this report are provisional and subject to change.

The numbers in the table below represent the number of Florida and non-Florida residents for whom test results were received by the Department of Health. A person can be tested by more than one laboratory and can have both positive and negative results. **Therefore, the sum of the numbers in each column will be larger than the total number of people tested.**

Reporting lab	Inconclusive	Negative	Positive	Percent positive	Total
BIOCEPT		45	6	12%	51
BALDWIN PEDIATRICS		40	11	22%	51
FAST TRACK URGENT CARE CENTER - SOUTH TAMPA			51	100%	51
FAST TRACK URGENT CARE CENTER - BRANDON			50	100%	50
BAYFRONT HEALTH SEVEN RIVERS		49	1	2%	50
SMA SPECIALTY MEDICAL LAB		1	49	98%	50
ARTHREX MEDICAL CENTER		28	22	44%	50
QUEST TAMPA (NEW YORK ELR)		37	12	24%	49
NXGEN MDX		19	30	61%	49
MILLENIUM PHYSICIANS GROUP			49	100%	49
SELECT REFERENCE LABORATORIES, LLC		38	11	22%	49
CBS LABORATORY		1	48	98%	49
P4 DIAGNOSTIX LABORATORY NETWORK		1	48	98%	49
325TH MEDICAL GROUP			49	100%	49
CITRUS MEMORIAL HEALTH SYSTEM LAB		2	46	96%	48
TRADITION MEDICAL CENTER LABORATORY		21	27	56%	48
GENESIS DIAGNOSTICS			48	100%	48
VHA PUBLIC HEALTH REFERENCE LABORATORY- PALO ALTO		27	20	43%	47
NEW YORK STATE ELR - WHITE PLAINS HOSPITAL CENTER LAB		47			47
TREE HOUSE PEDIATRICS		39	8	17%	47
EAST MANATEE FAMILY	1	1	44	96%	46
UNIVERSITY HEALTH SYSTEM INC		41	5	11%	46
LAB CORP TAMPA			46	100%	46
VENICE REGIONAL MEDICAL LAB SERVICES			46	100%	46
H LEE MOFFITT CANCER CENTER MICRO		46			46
HEALTH FIRST-PALM BAY		1	44	98%	45
HEART OF FLORIDA REGIONAL MED CTR			45	100%	45
GRAVITY DIAGNOSTICS, LLC		13	31	70%	44
MINUTECLINIC DIAGNOSTIC OF MICHIGAN, PC #8029		44			44
ALLIANCE OF PHYSICIANS AGAINST COVID-19			44	100%	44
APP-UNIPATH, LLC		42	1	2%	43
QUEST DIAGNOSTICS-N ST PETERSBURG-5TH			43	100%	43
EGLIN REGIONAL MEDICAL CENTER		4	39	91%	43
DEVANSH LAB WERKS INC		34	9	21%	43
ADVENTHEALTH CENTRA CARE BRANDON			42	100%	42
LAB CORP RTP	1	2	39	93%	42
SUNCOAST COMMUNITY HEALTH CENTERS PEDIATRICS		7	34	83%	41
BRANCH MEDICAL CLINIC			41	100%	41
AMERICA FAMILY CARE		23	18	44%	41
FLORIDA HOSPITAL NEW SMYRNA		4	37	90%	41
BAYFRONT HEALTH PORT CHARLOTTE			41	100%	41
NEW YORK STATE ELR - UNIVERSITY HOSPITAL, STONY BROOK SOUTHAMPTON		41			41
NEW YORK STATE ELR - QUEST DIAGNOSTICS NICHOLS		39	2	5%	41
NEW YORK STATE ELR - STONY BROOK UNIVERSITY MEDICAL CENTER		36	4	10%	40
INTERNAL LAB		34	6	15%	40
LABCORP OF AMERICA	1	15	24	60%	40
MALABAR/ADVENT CENTRA CARE			40	100%	40



# COVID-19: testing by laboratory

Data through Sep 16, 2020 verified as of Sep 17, 2020 at 09:25 AM

Data in this report are provisional and subject to change.

The numbers in the table below represent the number of Florida and non-Florida residents for whom test results were received by the Department of Health. A person can be tested by more than one laboratory and can have both positive and negative results. **Therefore, the sum of the numbers in each column will be larger than the total number of people tested.**

Reporting lab	Inconclusive	Negative	Positive	Percent positive	Total
NEW YORK STATE ELR - WESTCHESTER MEDICAL CENTER		40			40
GRAVITY DIAGNOSTICS		17	23	58%	40
VIERA HOSPITAL			40	100%	40
FAST TRACK URGENT CARE CENTER - WESLEY CHAPEL			39	100%	39
HUNTSVILLE HOSPITAL LABORATORY		30	9	23%	39
SANFORD LABORATORIES		31	7	18%	38
DIAGNOSTIC LABORATORY OF OKLAHOMA		33	5	13%	38
CLINICAL RESEARCH SEQUENCING PLATFORM		7	31	82%	38
LAB PLUS, LLC AT SAINT THOMAS WEST HOSPITAL		29	9	24%	38
MINUTECLINIC DIAGNOSTIC OF RHODE ISLAND, LLC #729		37	1	3%	38
CHILDREN'S HOSPITAL OF ALABAMA		38			38
ST VINCENT'S BIRMINGHAM LABORATORY		37	1	3%	38
BENTON PEDIATRICS INC		26	11	30%	37
MEDICAL DIAGNOSTIC LAB		2	35	95%	37
LABFIRST - DEPARTMENT OF PATHOLOGY		36	1	3%	37
GENPATH			37	100%	37
GATEWAY/ADVENT CENTRA CARE			37	100%	37
ALLIANCE PEDIATRICS		24	13	35%	37
VAMC			36	100%	36
CAPITAL REGIONAL MEDICAL CENTER		2	33	94%	35
COMMUNITY HEALTH CENTERS OF PINELLAS, INC.			35	100%	35
BIOREFERENCE LABORATORIES	1	22	12	34%	35
ASSOCIATED CLINICAL LABORATORIES		34	1	3%	35
IRL		4	31	89%	35
TIDE LABORATORIES		21	14	40%	35
ST. CLOUD MEDICAL GROUP		35			35
BAPTIST MEDICAL PLAZA AT DORAL URGENT CARE CENTER		25	10	29%	35
EXPERTUS LABORATORIES INC		13	21	62%	34
PORT ST LUCIE REHABILITATION AND HEALTHCARE			34	100%	34
NEW YORK STATE ELR - CATHOLIC HEALTH SYSTEM DEPT LABORATORY		34			34
BRIDGEWATER PARK HEALTH AND REHAB		34			34
VENICE REGIONAL MEDICAL CENTER			34	100%	34
PPD	2	26	5	15%	33
SANDY RIDGE CENTER FOR REHABILITATION AND HEALING		33			33
NEIGHBORHOOD MEDICAL CENTER		31	2	6%	33
ADVENTHEALTH CENTRA CARE LEE ROAD		20	13	39%	33
QUEST DIAGNOSTICS NICHOLS INSTITUTE- LPP		3	30	91%	33
DESOTO MEMORIAL HOSPITAL LAB			33	100%	33
ADVENTHEALTH PALM COAST			32	100%	32
VA		15	16	52%	31
JAMES A. HALEY VETERANS' HOSPITAL			31	100%	31
ST. MARYS MEDICAL CENTER		1	30	97%	31
ADVENTHEALTH MEDICAL GROUP		29	2	6%	31
NEW YORK STATE ELR - NEWYORK-PRESBYTERIAN/QUEENS DIAGNOSTIC		30	1	3%	31
QUEST DIAGNOSTICS-VERO BEACH-37TH ST		31			31
NORTH FLORIDA PEDIATRICS		1	30	97%	31
RDX BIOSCIENCE,			30	100%	30

# COVID-19: testing by laboratory

Data through Sep 16, 2020 verified as of Sep 17, 2020 at 09:25 AM

Data in this report are provisional and subject to change.

The numbers in the table below represent the number of Florida and non-Florida residents for whom test results were received by the Department of Health. A person can be tested by more than one laboratory and can have both positive and negative results. **Therefore, the sum of the numbers in each column will be larger than the total number of people tested.**

Reporting lab	Inconclusive	Negative	Positive	Percent positive	Total
QUEST DIAGNOSTIC INC	1	3	26	87%	30
FLORIDA GULF COAST UNIVERSITY			30	100%	30
FLORIDA HOSPITAL MEDICAL GROUP		27	3	10%	30
SMA LAB		4	26	87%	30
NEXT MOLECULAR ANALYTICS		1	29	97%	30
KENDALL REGIONAL MEDICAL CENTER LAB	3		27	90%	30
FINLAY CLINICAL LABORATORY INC		26	4	13%	30
DICKERT		26	4	13%	30
ST FRANCIS HOSPITAL		23	6	21%	29
QDX PATHOLOGY SERVICES		19	10	34%	29
AMELIA MEDICAL CARE			29	100%	29
HEALTH FIRST CAPE CANAVERAL HOSPITAL			29	100%	29
QUEST DIAGNOSTICS INC.			29	100%	29
LAB			29	100%	29
P4CLINICAL	3	2	24	83%	29
DOH-WEST PALM BEACH BRANCH LABORATORY			28	100%	28
BAPTIST MEDICAL PLAZA AT WESTCHESTER		19	9	32%	28
POINT OF CARE			28	100%	28
GOLDEN GATE FAMILY CLINIC		1	27	96%	28
WUESTHOFF MEMORIAL HOSPITAL			28	100%	28
SOUTH GEORGIA MEDICAL CENTER		22	6	21%	28
INTERLAB		1	27	96%	28
ADVENT HEALTH FISH MEMORIAL		2	25	93%	27
SUNCOAST LABS			27	100%	27
NORTH SHORE UNIVERSITY HOSPITAL LABORATORY		25	2	7%	27
SOFT CELL LABORATORIES		25	2	7%	27
FHMG_CTR FOR SENIOR HEALTH		22	5	19%	27
SUNCOAST OPTIMAL WELLNESS			26	100%	26
PRIDE DIAGNOSTICS		21	5	19%	26
ST. ANTHONY'S HOSPITAL			26	100%	26
BAYFRONT HEALTH SPRING HILL		1	25	96%	26
LECONTE MEDICAL CENTER LAB		21	5	19%	26
CDC		17	9	35%	26
NIGHT LITE PEDIATRICS WINTER GARDEN		12	13	52%	25
MOLECULAR TESTING LABS			25	100%	25
POPLAR HEALTHCARE PLLC	1	10	14	56%	25
NEW YORK STATE ELR - ROCHESTER GENERAL HOSPITAL LABORATORY		24	1	4%	25
CENTRA CARE CONWAY			25	100%	25
CLINICAL PATHOLOGY LABS		1	24	96%	25
CENTRA CRARE POINCIANA		19	6	24%	25
VAVA PARTNERS LLC		3	22	88%	25
IPSUM DIAGNOSTICS			25	100%	25
SIGNATURE HEALTHCARE OF NORTH FLORIDA		24	1	4%	25
ELLENTON PEDIATRICS		21	3	13%	24
MOLECULAR DIAGNOSTICS		1	23	96%	24
BAPTIST MEDICAL PLAZA AT MIAMI LAKES		19	5	21%	24
NEW YORK STATE ELR - ERIE COUNTY MEDICAL CTR CLINICAL LABS		24			24

# COVID-19: testing by laboratory

Data through Sep 16, 2020 verified as of Sep 17, 2020 at 09:25 AM

Data in this report are provisional and subject to change.

The numbers in the table below represent the number of Florida and non-Florida residents for whom test results were received by the Department of Health. A person can be tested by more than one laboratory and can have both positive and negative results. **Therefore, the sum of the numbers in each column will be larger than the total number of people tested.**

Reporting lab	Inconclusive	Negative	Positive	Percent positive	Total
CONNECTICUT DEPARTMENT OF HEALTH		22	2	8%	24
MONCRIEF ARMY HEALTH CLINIC			24	100%	24
LABORATORY DYNAMICS		20	4	17%	24
AHSE ROP		24			24
FIRST CHOICE URGENT CARE			23	100%	23
QUEST DIAGNOSTIC CLINICAL LABORATORIES		20	3	13%	23
AVENTIS BIO-SERVICES CTL		23			23
NEW YORK STATE ELR - LENOX HILL HOSPITAL		21	2	9%	23
TRUGENX			23	100%	23
FHMG LAKE MARY PEDS		21	1	5%	22
PENNSYLVANIA DEPT OF HEALTH		19	3	14%	22
ST. JOSEPH'S HOSPITAL NORTH			22	100%	22
DOCTOR'S IN HOUSE LABORATORY			22	100%	22
UNIVERSITY ALABAMA		22			22
ADVENTHEALTH CENTRA CARE WINTER PARK		7	15	68%	22
GENEDX		16	6	27%	22
MOBILE DIVISION LABORATORY		7	15	68%	22
OUT OF STATE		14	8	36%	22
PATRICK AIR FORCE BASE		1	21	95%	22
EGL GENETIC DIAGNOSTICS		1	21	95%	22
ST VINCENTS MEDICAL CENTER RIVERSIDE NURSING		3	19	86%	22
CENTRA CARE- WINTER GARDEN		2	20	91%	22
ADVENT HEALTH CENTRA CARE - EAST ORLANDO		5	16	76%	21
THE TERRACE OF JACKSONVILLE		2	19	90%	21
NEW YORK STATE ELR - QUEST DIAGNOSTICS INCORPORATED		18	3	14%	21
MIAMI BEACH COMMUNITY HEALTH CENTER			21	100%	21
HEALTH FIRST-VIERA HOSPITAL			21	100%	21
MED FAST URGENT CARE CENTER			21	100%	21
PRECISION HEALTH SOLUTIONS LAB			21	100%	21
LEE MEMORIAL HEALTH PARK LAB			21	100%	21
WUESTHOFF MEDICAL CENTER-MELBOURNE			21	100%	21
EMERALD COAST URGENT CARE		6	15	71%	21
BROWARD HEALTH CORAL SPRINGS EPIDEMIOLOGY DEPT			21	100%	21
MINI ER AND URGENT CARE		1	20	95%	21
BAPTIST MEDICAL PLAZA AT PALMETTO BAY		16	5	24%	21
MAGNOLIA DIAGNOSTIC			21	100%	21
LABCORP - MIAMI		4	17	81%	21
ST. CLOUD HOSPITAL		20			20
NEW YORK STATE ELR - SARATOGA HOSPITAL LABORATORY		19	1	5%	20
ASSOCIATED PATHOLOGISTS		16	4	20%	20
EAST ALABAMA MEDICAL CENTER LABORATORY		14	6	30%	20
SEMINOLE COUNTY HEALTH DEPARTMENT		19	1	5%	20
EMPIRE CITY LABORATORIES INC		1	19	95%	20
ACCURATE DIAGNOSTIC LAB		19	1	5%	20
HIGHLANDS MEDICAL CENTER		20			20
CENTRA CARE – AZALEA PARK			20	100%	20
DOCTORS MEMORIAL FAMILY MEDICINE			20	100%	20

# COVID-19: testing by laboratory

Data through Sep 16, 2020 verified as of Sep 17, 2020 at 09:25 AM

Data in this report are provisional and subject to change.

The numbers in the table below represent the number of Florida and non-Florida residents for whom test results were received by the Department of Health. A person can be tested by more than one laboratory and can have both positive and negative results. **Therefore, the sum of the numbers in each column will be larger than the total number of people tested.**

Reporting lab	Inconclusive	Negative	Positive	Percent positive	Total
JACKSON HEALTH SYSTEM			20	100%	20
BREVARD HEALTH ALLIANCE			20	100%	20
SUNQUEST		2	18	90%	20
PARRISH MEDICAL CENTER		1	19	95%	20
BAPTIST MEDICAL PLAZA AT TAMIAMI TRAIL		17	3	15%	20
EXPRESS GENE MOLECULAR DIAGNOSTICS LABORATORY		1	19	95%	20
BAPTIST MEDICAL PLAZA AT PEMBROKE PINES		16	3	16%	19
MED HEALTH SERVICES		18	1	5%	19
NEW YORK STATE ELR - WILSON MEMORIAL REGIONAL MEDICAL CENTER		18	1	5%	19
MAYO CLINIC LABS - ROCHESTER SUPERIOR DRIVE		2	17	89%	19
DOCTORS MEMORIAL HOSPITAL		8	11	58%	19
BAPTIST HEALTH URGENT CARE AT UNIVERSITY CENTRE		12	7	37%	19
INTEGRATED REGIONAL LABORATORIES - LARGO			19	100%	19
MINUTECLINIC DIAGNOSTIC OF SOUTH CAROLINA, LLC		19			19
LABCORP INC		5	13	72%	18
MADISON CORE LABORATORIES		17	1	6%	18
TIMBERRIDGE NURSING HOME & REHAB			18	100%	18
XPRESS WELLNESS URGENT CARE			18	100%	18
ADVENTHEALTH CENTRA CARE DAYTONA BEACH		2	16	89%	18
LIFE CARE CENTER OF ORANGE PARK		18			18
TPCA CLINICAL LABORATORIES		15	3	17%	18
NEW YORK STATE ELR - BROOKDALE UNIVERSITY HOSPITAL		17	1	6%	18
INTERCOASTAL MEDICAL GROUP			18	100%	18
SUNTREE INTERNAL MEDICINE		18			18
LAB INTERMARKET FACILITY LAB			18	100%	18
PALO ALTO VA MEDICAL CENTER		1	17	94%	18
SENIOR HEALTH OF WINTER PARK DUNDEE		18			18
Point of Care Testing			18	100%	18
STONE WASH CLINICAL LABORATORIES		2	16	89%	18
NEW YORK STATE ELR - BRONX LEBANON HOSPITAL-MEDICAL CENTER		17	1	6%	18
AMEERAH LABS			18	100%	18
SEVEN RIVERS REGIONAL MEDICAL CENTER		4	13	76%	17
CLEVELAND CLINIC FOUNDATION		9	8	47%	17
PATHGROUP			17	100%	17
WATSON CLINIC LLP SOUTH			17	100%	17
POINT WASHINGTON MEDICAL CLINIC			17	100%	17
MD LABS		5	12	71%	17
SPECTOR SCIENTIFIC LAB			17	100%	17
LABORATORY OF FLORIDA			17	100%	17
AMERICAN HEALTH ASSOCIATES OF TAMPA		2	15	88%	17
FLORIDA DEPARTMENT OF HEALTH		10	7	41%	17
REDITUS LABORATORIES			17	100%	17
ADVENTHEALTH CENTRA CARE DELAND			17	100%	17
QUEST DIAGNOSTICS NICHOLS INSTITUTE - SJC (LPP)		12	5	29%	17
MINUTECLINIC DIAGNOSTIC OF RHODE ISLAND, LLC #1544		16	1	6%	17
TGH		1	16	94%	17
SIGNATURE HEALTHCARE AT THE COURTYARD		14	2	13%	16

# COVID-19: testing by laboratory

Data through Sep 16, 2020 verified as of Sep 17, 2020 at 09:25 AM

Data in this report are provisional and subject to change.

The numbers in the table below represent the number of Florida and non-Florida residents for whom test results were received by the Department of Health. A person can be tested by more than one laboratory and can have both positive and negative results. **Therefore, the sum of the numbers in each column will be larger than the total number of people tested.**

Reporting lab	Inconclusive	Negative	Positive	Percent positive	Total
NADAL PEDIATRICS - VICTORIA STREET (3385)		3	13	81%	16
CONSOLIDATED LAB SERVICES		8	8	50%	16
PARK WEST MEDICAL CENTER		15	1	6%	16
JACKSON NORTH MEDICAL CENTER		2	14	88%	16
NEW YORK STATE ELR - VASSAR BROTHERS MEDICAL CENTER LABORATORY		16			16
DYNIX DIAGNOSTIX		16			16
LABCORP - CLEARWATER		3	13	81%	16
ARCPOINT LABS - BIRMINGHAM		10	5	33%	15
PECONIC BAY MEDICAL CENTER LABORATORY		13	2	13%	15
QUEST DIAGNOSTICS INCORPORATED			15	100%	15
DOH		3	12	80%	15
ADVENTHEALTH CENTRA CARE TEMPLE TERRACE			15	100%	15
PARAMOUNT URGENT CARE - OVIEDO		3	12	80%	15
PHYSICIANS STAT			15	100%	15
CITRUS HEALTH AND REHAB		7	8	53%	15
ADVENTHEALTH CENTRA CARE CITRUS PARK			15	100%	15
UPMC CHAUTAUQUA AT WCA LABORATORY		15			15
STATEN ISLAND UNIVERSITY HOSPITAL-POUCH		15			15
TYNDALL AFB			15	100%	15
DIATHERIX		13	2	13%	15
QUESTDIAGNOSTICS INCORPORATED		1	14	93%	15
MEDCOMP SCIENCES			15	100%	15
Diatherix Laboratories, LLC		5	10	67%	15
ISLAND COAST PEDIATRICS PA		15			15
TROY REGIONAL MEDICAL CENTER		8	6	43%	14
ORLANDO HEALTH		2	12	86%	14
FAST TRACK URGENT CARE CENTER - SEMINOLE			14	100%	14
HEALTH CENTRAL HOSPITAL			14	100%	14
VISITING PHYSICIANS ASSOCIATION LABORATORY		12	2	14%	14
ADVENTHEALTH CENTRA CARE WINTER GARDEN		1	13	93%	14
NEW YORK STATE ELR - NEW YORK CITY DEPARTMENT OF HEALTH & MENTAL		13	1	7%	14
POARCH BANC CREEK INDIANS TRIBAL HEALTH DEPARTMENT			14	100%	14
MINUTE CLINIC LLC #2216		13	1	7%	14
WHITE WILSON MEDICAL CENTER CLINIC			14	100%	14
DELRAY MEDICAL CENTER LAB			14	100%	14
ADVENT HEALTH CENTRA CARE- KID'S CARE		12	2	14%	14
PHOSPHORUS DIAGNOSTICS		12	2	14%	14
MILLENNIUM PHYSICIAN GROUP LCC			14	100%	14
NEW YORK STATE ELR - ST PETER'S BENDER LABORATORY		14			14
BAPTIST PRIMARY CARE		5	9	64%	14
BAPTIST MEDICAL PLAZA AT CORAL GABLES URGENT CARE		8	6	43%	14
XERA MED RESEARCH			13	100%	13
ADVENTHEALTH ZEPHYRHILLS			13	100%	13
LAKE CITY VETERANS HOSPITAL			13	100%	13
BAPTIST HEALTH URGENT CARE AT KENDALL LAKES		9	4	31%	13
SOUTHEAST FAMILY HEALTHCARE CENTER			13	100%	13
COASTAL URGENT CARE		7	6	46%	13



# COVID-19: testing by laboratory

Data through Sep 16, 2020 verified as of Sep 17, 2020 at 09:25 AM

Data in this report are provisional and subject to change.

The numbers in the table below represent the number of Florida and non-Florida residents for whom test results were received by the Department of Health. A person can be tested by more than one laboratory and can have both positive and negative results. **Therefore, the sum of the numbers in each column will be larger than the total number of people tested.**

Reporting lab	Inconclusive	Negative	Positive	Percent positive	Total
NEW YORK STATE ELR - LABORATORY ALLIANCE OF CENTRAL NEW		13			13
FLORIDA STATE HOSPITAL			13	100%	13
NEW YORK STATE ELR - LOURDES HOSPITAL INC		13			13
ADVANCED URGENT CARE		11	2	15%	13
UVMMC MICROBIOLOGY		12	1	8%	13
MAKO MEDICAL LABORATORIES		1	12	92%	13
WESTPAC LABS		1	12	92%	13
CENTRA CARE – SAND LAKE			13	100%	13
LAKELAND REGIONAL HEALTH LAKE MIRIAM			13	100%	13
BAPTIST SOUTH MEDICAL CENTER		2	11	85%	13
TALLAHASSEE PRIMARY CARE ASSOC, PA		12	1	8%	13
DEPARTMENT OF VETERANS AFFAIRS MEDICAL CENTER			13	100%	13
CLINICAL LABORATORY SERVICES			13	100%	13
HUNTINGTON HOSPITAL LABORATORY		12	1	8%	13
CVS PHARMACY			13	100%	13
MONTEFIORE NEW ROCHELLE HOSPITAL		13			13
SHELBY COUNTY HEALTH CARE CORPORATION		9	3	25%	12
LEON CHD		12			12
UNIVERSITY HILLS HEALTH AND REHABILITATION CENTER		10	2	17%	12
FLORIDA DEPT OF HEALTH		4	8	67%	12
CANTON-POTSDAM HOSPITAL LABORATORY		12			12
BROWARD DIALYSIS			12	100%	12
LINCOLN DIAGNOSTIC LAB		12			12
CVS PHARMACY, INC DBA CVS/PHARMACY #5685		12			12
OAKTREE HEALTHCARE			12	100%	12
NEW YORK STATE ELR - GOOD SAMARITAN HOSPITAL LABORATORY		12			12
UNIVERSITY OF WEST FLORIDA STUDENT HEALTH SERVICES			12	100%	12
TEN HEALTHCARE		2	10	83%	12
DYNAMIC DNA LAB		1	11	92%	12
BAPTIST HEALTH URGENT CARE AT PINECREST		10	2	17%	12
AMERICAN ESOTERIC LABORATORIES			12	100%	12
TOTAL RENAL LABORATORIES INC		7	5	42%	12
INDIAN RIVER MEDICAL CENTER		11			11
NEW YORK STATE ELR - NORTH CENTRAL BRONX HOSP		10	1	9%	11
MD 365 MEDICAL CARE PLLC		11			11
FAST TRACK URGENT CARE CENTER - TYRONE			11	100%	11
PROMEDICA LABORATORIES		10	1	9%	11
POCONO MEDICAL CENTER		11			11
ADVENT HEALTH SEBRING			11	100%	11
CENTRA CARE-LBV			11	100%	11
ESCAMBIA COMMUNITY CLINIC			11	100%	11
PALM BEACH PATHOLOGY		9	2	18%	11
JAMES A HALEY VETERAN'S HOSPITAL			11	100%	11
ACHS		2	9	82%	11
NORTHWELL HEALTH PLAINVIEW HOSPITAL LABORATORY		9	2	18%	11
UNIVERSITY MEDICAL CENTER SUITES		7	4	36%	11
FLORIDA COMMUNITY HEALTH CENTER OF ST. LUCIE			11	100%	11



# COVID-19: testing by laboratory

Data through Sep 16, 2020 verified as of Sep 17, 2020 at 09:25 AM

Data in this report are provisional and subject to change.

The numbers in the table below represent the number of Florida and non-Florida residents for whom test results were received by the Department of Health. A person can be tested by more than one laboratory and can have both positive and negative results. **Therefore, the sum of the numbers in each column will be larger than the total number of people tested.**

Reporting lab	Inconclusive	Negative	Positive	Percent positive	Total
BAYCARE OUTREACH LABORATORY SERVICES		1	10	91%	11
MINUTE CLINIC INCORPORATE		10	1	9%	11
FUNGAL REFERENCE LABORATORY		11			11
NEW YORK STATE ELR - JACOBI MEDICAL CENTER		11			11
PERSONALIZED GENETIC TESTING			11	100%	11
ROSEWOOD HEALTHCARE & REHABILITATION CENTER		11			11
SOLARIS HEALTHCARE OSCEOLA		11			11
SEASIDE HEALTH AND REHABILITATION CENTER			11	100%	11
BIO-REFERENCE LABORATORIES			11	100%	11
NEW YORK STATE ELR - HUDSON VALLEY HOSPITAL CENTER LABORATORY		9	1	10%	10
LAKE BALDWIN CBOC		9	1	10%	10
BROAD INSTITUTE CLINICAL SEQUENCING RESEARCH PLATFORM		8	2	20%	10
NEW YORK STATE ELR - CATHOLIC HEALTH SERVICES REGIONAL LABORATORY		8	2	20%	10
NEW YORK STATE ELR - SOUTHSIDE HOSPITAL NORTHWELL HEALTH LABORATORY		9	1	10%	10
NEW YORK PRESBYTERIAN - ALLEN HOSPITAL		10			10
SPECIALITY LABORATORIES,INC		9	1	10%	10
PARKWEST MEDICAL CENTER		9	1	10%	10
UNIV OF MIAMI			10	100%	10
MAINSTREET FAMILY CARE		1	9	90%	10
PINELLAS COUNTY HEALTH DEPARTMENT		2	8	80%	10
SOUTHEAST ALABAMA MEDICAL CENTER			10	100%	10
UMHC/SYLVESTER AT KENDALL		1	9	90%	10
KEY PRIMARY CASE			10	100%	10
MEDICAL LABORATORY DIAGNOSTICS			10	100%	10
KEYS MEDICAL GROUP			10	100%	10
BioReference Laboratories, Inc			10	100%	10
ACADIAN DIAGNOSTIC LABORATORIES		8	2	20%	10
AFC URGENT CARE		1	9	90%	10
PARAMOUNT URGENT CARE - ORLANDO		1	9	90%	10
LAKE MARY KIDS CENTRA CARE			10	100%	10
NEW JERSEY DEPARTMENT OF HEALTH COMMUNICABLE DISEASE SERVICE		3	7	70%	10
SANFORD MOBILE LAB		8	2	20%	10
CORE LABORATORY		1	9	90%	10
LABCORP BURLINGTON CYTO		8	2	20%	10
BAYCARE LABORATORIES		1	9	90%	10
BROWARD HEALTH CARE			10	100%	10
NEW YORK STATE ELR - JAMAICA HOSPITAL MEDICAL CENTER		10			10
ADVENTHEALTH PEDIATRICS/LAKE MARY PEDS		9	1	10%	10
PRMG - EAST NAPLES		5	5	50%	10
ADVENTHEALTH CENTRA CARE ORMOND BEACH			10	100%	10
MICHIGAN DEPARTMENT OF HEALTH AND HUMAN SERVICES			9	100%	9
ST VINCENT'S EAST LABORATORY		8	1	11%	9
NORTH CAROLINA DEPARTMENT OF HEALTH & HUMAN SERVICES			9	100%	9
CENTURY HEALTH AND REHABILITATION CENTER			9	100%	9
GENUS3		3	6	67%	9
MINUTECLINIC #4760		9			9
CREATIVE TESTING SOLUTIONS		3	6	67%	9

# COVID-19: testing by laboratory

Data through Sep 16, 2020 verified as of Sep 17, 2020 at 09:25 AM

Data in this report are provisional and subject to change.

The numbers in the table below represent the number of Florida and non-Florida residents for whom test results were received by the Department of Health. A person can be tested by more than one laboratory and can have both positive and negative results. **Therefore, the sum of the numbers in each column will be larger than the total number of people tested.**

Reporting lab	Inconclusive	Negative	Positive	Percent positive	Total
PALM BAY URGENT CARE			9	100%	9
BIOFIRE		1	8	89%	9
ST ELIZABETH MEDICAL CENTER LABORATORY		8	1	11%	9
FLORIDA HOSPITAL LABS			9	100%	9
EXOSOME DIAGNOSTICS		9			9
GLEN OAKS HEALTH AND REHABILITATION CENTER			9	100%	9
PATHOGENIUS LABORATORIES		2	7	78%	9
HEALTHQUEST LABORATORIES		2	7	78%	9
FLORIDA PEDIATRICS			9	100%	9
FLORIDA DEPARTMENT OF HEALTH IN HILLSBOROUGH COUNTY			9	100%	9
NEW YORK STATE ELR - LONG ISLAND JEWISH MED CTR		9			9
BAY PINES VA		1	8	89%	9
MHHS All Lab Subsection		9			9
ADVENT HEALTH NEW SMYRNA BEACH			9	100%	9
MOUNT DORA PEDIATRICS		8	1	11%	9
MINUTECLINIC DIAGNOSTIC OF RHODE ISLAND, LLC #212		9			9
GCPM MANUAL MICROBIOLOGY		1	8	89%	9
BAY CARE OCCUPATIONAL CLINIC			9	100%	9
ST CATHERINE OF SIENA HOSPITAL		9			9
BAPTIST MEDICAL PLAZA AT DAVIE URGENT CARE CENTER		6	3	33%	9
MASSACHUSETTS GENERAL HOSPITAL		1	8	89%	9
Maury Regional Hospital		5	3	38%	8
WOLFSON (USE BAPTIST)			8	100%	8
ST. JOSEPH HOSPITAL AND HEALTH CARE INC.			8	100%	8
PRATTVILLE BAPTIST HOSPITAL		7	1	13%	8
LONGLEAF DIAGNOSTIC LABORATORIES		2	6	75%	8
UNIVERSITY HOSPITAL - STONY BROOK EASTERN		8			8
ARNOT OGDEN MEDICAL CENTER LABORATORY		8			8
ASCENSION ST. VINCENT'S PRIMARY CARE			8	100%	8
BAYONET POINT MEDICAL CENTER			8	100%	8
APPLE DIAGNOSTICS LAB		3	5	63%	8
SYLVESTER AT PLANTATION LABORATORY		7	1	13%	8
LEE MEMORIAL LAB GULF COAST	2		6	75%	8
CVS PHARMACY # 10423		7	1	13%	8
ST JOSEPH HOSPITAL		7	1	13%	8
BOZEMAN HEALTH DEACONESS HOSPITAL		5	3	38%	8
SPORTS DRUG TESTING LABORATORY			8	100%	8
EXECUTIVE MEDICAL SERVICES		8			8
NEW YORK STATE ELR - ELMHURST HOSPITAL CENTER		7	1	13%	8
EVERLYWELL		4	4	50%	8
LONGWOOD FAMILY PRACTICE		8			8
GENEUS DIAGNOSTICS			8	100%	8
COMMUNITY HEALTH CENTER		2	6	75%	8
THE COMMONWEALTH OF MASSACHUSETTS			8	100%	8
CHEMISYS LABORATORIES			8	100%	8
AIM LABORATORIES			8	100%	8
WIMAUMA COMMUNITY HEALTH CENTER		3	5	63%	8

# COVID-19: testing by laboratory

Data through Sep 16, 2020 verified as of Sep 17, 2020 at 09:25 AM

Data in this report are provisional and subject to change.

The numbers in the table below represent the number of Florida and non-Florida residents for whom test results were received by the Department of Health. A person can be tested by more than one laboratory and can have both positive and negative results. **Therefore, the sum of the numbers in each column will be larger than the total number of people tested.**

Reporting lab	Inconclusive	Negative	Positive	Percent positive	Total
STATE LAB		1	7	88%	8
NEW YORK STATE ELR - JAMES J PETERS VA MEDICAL CENTER		6	2	25%	8
X-GENE MOLECULAR LABS		1	7	88%	8
DALE MEDICAL CENTER		4	4	50%	8
DOCTOR'S IN HOUSE LAB			8	100%	8
FLORIDA CLINICAL LAB			7	100%	7
BAYCARE MEDICAL GROUP INC			7	100%	7
FLORIDA HOSPITAL KISSIMMEE		4	3	43%	7
ROCKLEDGE			7	100%	7
NITE LITE PEDIATRICS - PORT ST. LUCIE		2	5	71%	7
NEWYORK-PRESBYTERIAN/ LAWRENCE HOSPITAL LABORATORY		7			7
NORTH BAY HOSPITAL			7	100%	7
HEALTHMARK REGIONAL HOSPITAL LAB		3	4	57%	7
NATIONS BEST FAMILY HEALTH CARE			7	100%	7
ORMOND BEACH CENTRA CARE			7	100%	7
ARCHBOLD MEMORIAL HOSPITAL/LAB		3	4	57%	7
LEE COUNTY HEALTH DEPARTMENT		4	3	43%	7
PRECISION GENETICS			7	100%	7
CLEVELAND CLINIC			7	100%	7
GRAND ST PAUL CVS		7			7
CENTRA CARE HUNTER'S CREEK		1	6	86%	7
MEDEMERGE		6	1	14%	7
EMERALD COAST URGENT CARE, LLC		1	6	86%	7
PCB CLINIC			7	100%	7
ABBOTT			7	100%	7
LABCORP - NAPLES		1	6	86%	7
QUE		4	3	43%	7
NO NAME		5	2	29%	7
INTERMOUNTAIN CENTRAL LAB		1	6	86%	7
FLORIDA DEPARTMENT OF HEALTH IN LAKE COUNTY		3	4	57%	7
LABCORP - BRANDON		3	4	57%	7
UNIPATH			7	100%	7
LAB CORP OF AMERICA		2	5	71%	7
WALGREENS #03413		5	2	29%	7
AMERICAN FAMILY CARE			7	100%	7
NEW YORK STATE ELR - BROOKLYN HOSPITAL CENTER DOWNTOWN CAMPUS		7			7
CAPITAL HEALTH PLAN LABORATORIES			6	100%	6
ADVENTHEALTH CENTRA CARE - HUNTERS CREEK			6	100%	6
ROCKLEDGE FAMILY HEALTH			6	100%	6
QUOTIENT SCIENCES			6	100%	6
ACH			6	100%	6
ADVENTHEALTH CENTRA CARE ORANGE CITY			6	100%	6
DCH REGIONAL MEDICAL CENTER LABORATORY		6			6
COVANCE CENTRAL LABORATORY			6	100%	6
HEALTH CARE LABORATORY SERVICES			6	100%	6
DIACARTA INC.		6			6
METRO KNOXVILLE HMA		5	1	17%	6

# COVID-19: testing by laboratory

Data through Sep 16, 2020 verified as of Sep 17, 2020 at 09:25 AM

Data in this report are provisional and subject to change.

The numbers in the table below represent the number of Florida and non-Florida residents for whom test results were received by the Department of Health. A person can be tested by more than one laboratory and can have both positive and negative results. **Therefore, the sum of the numbers in each column will be larger than the total number of people tested.**

Reporting lab	Inconclusive	Negative	Positive	Percent positive	Total
WATAUGA MEDICAL CENTER		4	2	33%	6
BAYFRONT HEALTH PUNTA GORDA			6	100%	6
RICHMOND UNIVERSITY MEDICAL CENTER		5	1	17%	6
PALMETTO HEALTH ALLIANCE		3	3	50%	6
BAPTIST MEDICAL PLAZA AT BRICKELL		6			6
LABCORP NEW PORT RICHEY			6	100%	6
LAKELAND REGIONAL HEALTH			6	100%	6
MICHIGAN DEPARTMENT OF COMMUNITY HEALTH		1	5	83%	6
Cleveland Clinic Laboratories		2	4	67%	6
VIRTUA VOORHEES HOSPITAL		4	2	33%	6
TRUE HEALTH DIAGNOSTICS		1	5	83%	6
LAWTON CHILES HEALTH CENTER		1	5	83%	6
FLORIDA HOSPITAL		1	5	83%	6
UNIVERSITY OF MIAMI HEPATOLOGY DIAGNOSTIC LABORATORY			6	100%	6
BEAUMONT LABORATORY			6	100%	6
NORTH OKALOOSA PHYSICIAN GROUP		6			6
TAMIAMI LAB MILLENIUM			6	100%	6
TOTAL ACCESS URGENT CARE			6	100%	6
NICHOLS INSTITUTE QUEST DIAGNOSTICS	1	2	3	50%	6
BIOREFERENCE LABORATORIES, INC.		4	2	33%	6
BOCA RATON REGIONAL HOSPITAL LAB			6	100%	6
BAYSHORE DIAGNOSTICS		5	1	17%	6
DOH JACKSONVILLE CENTRAL LABORATORY		3	3	50%	6
SHELBY BAPTIST MEDICAL CENTER		2	4	67%	6
BROOKWOOD BAPTIST MEDICAL CENTER		6			6
GENE STREET LABORATORIES, LLC		6			6
EXPRESS CARE OF BELLEVIEW		6			6
FLORIDA WOMAN CARE LABORATORY			6	100%	6
CENTRA CARE – LAKE NONA		1	5	83%	6
CENTRA CARE – APOPKA			6	100%	6
OMNICARE PHARMACY OFTEXAS 1, LP DBA OMNICARE		5			5
STATEN ISLAND UNIVERSITY HOSPITAL		5			5
MINUTECLINIC DIAGNOSTIC OF TEXAS, LLC		5			5
XRL SXF REF LAB		5			5
HOLY NAME MEDICAL CENTER		5			5
ROBERT WOOD JOHNSON HOSPITAL		4	1	20%	5
RIVERSIDE MEDICAL GROUP		4	1	20%	5
NORTHSHORE UNIVERSITY HEALTHSYSTEM EVANSTON HOSPITAL LAB			5	100%	5
THOMAS JEFFERSON UNIVERSITY HOSPITAL		4	1	20%	5
SUNCOAST URGENT CARE			5	100%	5
THE VILLAGES CLINICAL LAB		4	1	20%	5
WASHINGTON REHABILITATION AND NURSING CENTER		5			5
ST VINCENT'S CHILTON		4	1	20%	5
VRL EUROFINs		3	2	40%	5
TMH PHYSICIAN PARTNERS - MONTICELLO		5			5
SAINT PETER'S UNIVERSITY HOSPITAL		5			5
MINUTECLINIC DIAGNOSTIC OF TEXAS, LLC #2580		5			5

# COVID-19: testing by laboratory

Data through Sep 16, 2020 verified as of Sep 17, 2020 at 09:25 AM

Data in this report are provisional and subject to change.

The numbers in the table below represent the number of Florida and non-Florida residents for whom test results were received by the Department of Health. A person can be tested by more than one laboratory and can have both positive and negative results. **Therefore, the sum of the numbers in each column will be larger than the total number of people tested.**

Reporting lab	Inconclusive	Negative	Positive	Percent positive	Total
UNKNOWN LAB			5	100%	5
UPMC HEALTH SYSTEM		4	1	20%	5
LEHIGH VALLEY HOSPITAL		3	2	40%	5
VA COMMUNITY CLINIC			5	100%	5
VILLAGE DOCTORS		1	4	80%	5
MANATEE PEDIATRICS			5	100%	5
WEST PACIFIC MEDICAL LABORATORY			5	100%	5
AEL KNOXVILLE			5	100%	5
INDIAN RIVER CHD VERO BEACH		4	1	20%	5
DELAWARE CVS PHARMACY, LLC		5			5
BIODESIX, INC.		3	2	40%	5
NEW YORK STATE ELR - BELLEVUE HOSPITAL CENTER DEPARTMENT		5			5
LUXOR SCIENTIFIC LLC			5	100%	5
COMMUNITY HEALTH OF SOUTH FLORIDA			5	100%	5
NORTHWESTERN MEMORIAL HOSPITAL			5	100%	5
BLOUNT MEMORIAL HOSPITAL		5			5
GADSDEN REGIONAL MEDICAL CENTER		5			5
NEW YORK STATE ELR - LONG ISLAND JEWISH VALLEY STREAM		5			5
DOCTORS CLINICAL LABORATORY, INC		4	1	20%	5
LABCORP DIAGNOSTICS-MIAMI		2	3	60%	5
BIOTECH			5	100%	5
FRANCES WARDE MEDICAL LABORATORY		2	3	60%	5
CAREWELL 301 - WARWICK			5	100%	5
FINLAY C. LABORATORY		3	2	40%	5
LIFE CARE CENTER OF ALTAMONTE SPRINGS			5	100%	5
ST ANTHONY NORTH			5	100%	5
ALTAMONTE PEDIATRIC ASSOCIATES		5			5
DORAL URGENT CARE			5	100%	5
MONTEFIORE ST LUKE'S CORNWALL HOSPITAL		4	1	20%	5
SANTA ROSA HMA PHYS MGMT		5			5
JFK MEDICAL CENTER NORTH LAB			5	100%	5
LAKE WALES MEDICAL CENTER INC			5	100%	5
COLORADO DEPARTMENT OF PUBLIC HEALTH AND ENVIRONMENT			5	100%	5
BAY CARE			5	100%	5
CHILDREN'S HOSPITAL OF PHILADELPHIA		5			5
EMERGENCY MEDICAL CENTER			5	100%	5
BROWARD COUNTY HEALTH DEPT.			5	100%	5
LINCOLN MEDICAL AND MENTAL HEALTH CENTER		5			5
ONEIDA HEALTHCARE CENTER		5			5
WADSWORTH CENTER - DAVID AXELROD INSTITUTE		5			5
BAYCARE ALLIANT HOSPITAL			5	100%	5
Northwell Lab			4	100%	4
FISHERMEN'S HOSPITAL			4	100%	4
TANNER MEDICAL CENTER EAST AL		4			4
WALGREENS #17132		4			4
CELAL GUROL ERBAY, MD			4	100%	4
WALGREENS #11293		4			4



# COVID-19: testing by laboratory

Data through Sep 16, 2020 verified as of Sep 17, 2020 at 09:25 AM

Data in this report are provisional and subject to change.

The numbers in the table below represent the number of Florida and non-Florida residents for whom test results were received by the Department of Health. A person can be tested by more than one laboratory and can have both positive and negative results. **Therefore, the sum of the numbers in each column will be larger than the total number of people tested.**

Reporting lab	Inconclusive	Negative	Positive	Percent positive	Total
WALGREENS #04834		4			4
LAKELAND REGIONAL RESPIRATORY CARE CENTER			4	100%	4
LABCORP RARITAN		4			4
BETH ISRAEL DEACONESS MEDICAL CENTER			4	100%	4
IU HEALTH PATHOLOGY			4	100%	4
NAPHCARE, INC.			4	100%	4
DOCTORS URGENT CARE			4	100%	4
GULF COAST MEDICAL GROUP			4	100%	4
MINUTECLINIC DIAGNOSTIC OF RHODE ISLAND, LLC #590		4			4
STATEN ISLAND UNIVERSITY HOSPITAL SEGUINE AVE		4			4
CVS			4	100%	4
METHODIST MEDICAL CENTER		3	1	25%	4
CONEY ISLAND HOSPITAL		4			4
WALGREENS #05398		3	1	25%	4
CVS/PHARMACY #10373		4			4
CAPE COD HOSPITAL			4	100%	4
NEW YORK STATE ELR - ELLIS HOSPITAL LABORATORY		4			4
WOODHULL MEDICAL AND MENTAL HEALTH CTR		4			4
SONIC REFERENCE LABORATORY			4	100%	4
COVENIENT CARE MEDICAL CLINIC			4	100%	4
MEDLOGIC, LLC		1	3	75%	4
COLLIER COUNTY HEALTH DEPT.		2	2	50%	4
DAVITA LABORATORY		4			4
ROLLINS COLLEGE WELLNESS CENTER			4	100%	4
METROPOLITAN HOSPITAL CENTER		4			4
PROMEDICA LABORATORIES		4			4
PEDIATRIC HEALTH CARE ALLIANCE			4	100%	4
MAINSTREET FAMILY SELECT		1	3	75%	4
FORT SANDERS REGIONAL LABORATORY		4			4
SOUTHWESTERN REGIONAL MEDICAL CENTER - TULSA		4			4
FAMILY HEALTH CENTERS OF SWF LABS		1	3	75%	4
ANGEL KIDS PEDIATRICS-BEACH BLVD		3	1	25%	4
NORTHERN DUTCHESS HOSPITAL LABORATORY		4			4
GENUS DIAGNOSTICS			4	100%	4
AARK LABORATORY		4			4
WALGREENS #09353		4			4
ABBOTT NORTHWESTERN HOSPITAL LAB		1	3	75%	4
FLORIDA HOSPITAL ALTAMONTE		2	2	50%	4
NEW YORK STATE ELR - ORANGE REGIONAL MEDICAL CENTER LABORATORY		4			4
EXPRESS TESTING-ONE			4	100%	4
SONORA QUEST LABORATORIES			4	100%	4
PHELPS HOSPITAL LABORATORY		4			4
UCLA HEALTHCARE CLINICAL LABS			4	100%	4
QUEST DIAGNOSTICS- MELBOURNE			4	100%	4
PRECISION LABS LLC		1	3	75%	4
UNIVERSITY HOSPITAL		2	2	50%	4
QUEST DIAGNOSTIC			4	100%	4



# COVID-19: testing by laboratory

Data through Sep 16, 2020 verified as of Sep 17, 2020 at 09:25 AM

Data in this report are provisional and subject to change.

The numbers in the table below represent the number of Florida and non-Florida residents for whom test results were received by the Department of Health. A person can be tested by more than one laboratory and can have both positive and negative results. **Therefore, the sum of the numbers in each column will be larger than the total number of people tested.**

Reporting lab	Inconclusive	Negative	Positive	Percent positive	Total
MI2297090CV HOLLAND-23D2189684		4			4
DTR LABS		3	1	25%	4
BAPTIST MEDICAL CENTER EAST		2	2	50%	4
SAMARITAN MEDICAL CENTER		4			4
CAPE REGIONAL MEDICAL CENTER		4			4
OKLAHOMA STATE UNIVERSITY DIAGNOSTIC LAB			4	100%	4
TA LABCORP TAMPA			4	100%	4
VA GULF COAST VETERANS HEALTH CARE SYSTEM			4	100%	4
PARROTT MEDICAL CLINIC			4	100%	4
LABCORP-CRYSTAL RIVER		1	3	75%	4
WALGREENS #6637		4			4
DOCTOR'S IN-HOUSE LAB/COMMUNITY HEALTH CENTERS OF PINELLAS -PINELLAS P			4	100%	4
UNIVERSITY OF CHICAGO MEDICAL CENTER LAB			4	100%	4
QUEST DIAGNOSTIC INC TECHNICAL			4	100%	4
UAB		3	1	25%	4
TITUSVILLE/ADVENT CENTRA CARE			4	100%	4
NEW YORK STATE ELR - NEW YORK PRESBYTERIAN-LOWER MANHATTAN		4			4
INTERMARKET FACILITY			4	100%	4
CVS PHARMACY, INC DBA CVS/PHARMACY #10581		4			4
NEW HAMPSHIRE DEPARTMENT OF HEALTH AND HUMAN SERVICES		3	1	25%	4
SARNO EXTENDED HOURS			4	100%	4
APPALACHIAN REGIONAL HEALTHCARE SYSTEM		4			4
NEW YORK STATE ELR - SAMARITAN HOSPITAL LABORATORY		4			4
WALGREENS NO 09204		4			4
ST CHARLES HOSPITAL LABORATORY		4			4
IRL MARKET LAB			4	100%	4
ILLINOIS DEPT OF PUBLIC HEALTH LAB - SPRINGFIELD			4	100%	4
CONNECTDX			4	100%	4
MISSOURI DEPARTMENT OF HEALTH AND SENIOR SERVICES			4	100%	4
MINUTECLINIC DIAGNOSTIC OF ILLINOIS		4			4
AURORA DIAGNOSTICS			4	100%	4
MEDONE URGENT CARE CENTER		2	2	50%	4
BAPTIST HEALTH URGENT CARE MIAMI BEACH		3	1	25%	4
WALGREENS #19348		3			3
MONTANA DEPARTMENT OF PUBLIC HEALTH & HUMAN SERVICES			3	100%	3
ALACHUA COUNTY HEALTH DEPARTMENT			3	100%	3
VIRGINIA DIVISION OF CONSOLIDATED LABORATORIES			3	100%	3
CAPTAIN JAMES A. LOVELL FEDERAL HEALTHCARE CENTER			3	100%	3
LABCORP - PALM BEACH GARDENS			3	100%	3
SHARP MEMORIAL HOSPITAL MICROBIOLOGY DEPT			3	100%	3
SIGNATURE CARE PFLUGERVILLE			3	100%	3
MEDONE URGENT CARE AT ST. AUGUSTINE			3	100%	3
LAHEY CLINIC MEDICAL CENTER			3	100%	3
ADVANCED LAB			3	100%	3
DOH-TAMPA BRANCH LABORATORY (MLK BLVD)			3	100%	3
NOVANT HEALTH INPATIENT CARE			3	100%	3
CALHOUN LIBERTY HOSPITAL			3	100%	3

# COVID-19: testing by laboratory

Data through Sep 16, 2020 verified as of Sep 17, 2020 at 09:25 AM

Data in this report are provisional and subject to change.

The numbers in the table below represent the number of Florida and non-Florida residents for whom test results were received by the Department of Health. A person can be tested by more than one laboratory and can have both positive and negative results. **Therefore, the sum of the numbers in each column will be larger than the total number of people tested.**

Reporting lab	Inconclusive	Negative	Positive	Percent positive	Total
KETTERING HEALTH			3	100%	3
THE CLINIC OF PEDIATRICS & GI MEDICINE, INC			3	100%	3
MOLECULAR PATHOLOGY LABORATORY			3	100%	3
MARY IMOGENE BASSETT HOSPITAL COOPERSTOWN		3			3
WILLIAM A HINTON STATE LABORATORY INSTITUTE		1	2	67%	3
VA OUTPATIENT			3	100%	3
MARSHALL MEDICAL CENTER SOUTH LAB		2	1	33%	3
NEW YORK STATE ELR - MONTEFIORE MEDICAL CENTER LABORATORIES NORTH		3			3
NORTH FLORIDA PEDIATRICS JASPER			3	100%	3
MONTANA PUBLIC HEALTH LAB			3	100%	3
NEW YORK STATE ELR - COLUMBIA MEMORIAL HOSPITAL LABORATORY		3			3
LABCORP - ORLANDO		1	2	67%	3
ILLINOIS DEPARTMENT OF PUBLIC HEALTH			3	100%	3
LABCORP PHOENIX		1	2	67%	3
KEY WEST URGENT CARE, INC		3			3
MADISON HEALTH AND REHAB			3	100%	3
IOWA DEPARTMENT OF PUBLIC HEALTH			3	100%	3
NORTH FLORIDA PEDIATRICS-MARIANNA			3	100%	3
WAKEMED		1	2	67%	3
ETHOS LABORATORIES		3			3
GLEN COVE HOSPITAL		3			3
DMH STEINHATCHEE FAMILY MEDICINE		1	2	67%	3
PENN MEDICINE PRINCETON MEDICAL CENTER		3			3
GENEVA GENERAL HOSPITAL LABORATORY		3			3
PRISMA HEALTH MIDLANDS			3	100%	3
COOPER HOSPITAL/UNIVERSITY MEDICAL		3			3
TELEVISIT MALABAR PEDIATRICS			3	100%	3
BAY CARE LAB SERVICES/ST. ANTHONY'S HOSPITAL			3	100%	3
HEALTHY MINORS, LLC.		3			3
PALM BEACH COUNTY HEALTH DEPARTMENT LABORATORY			3	100%	3
NORTHERN LIGHT LABORATORY		1	2	67%	3
EISENHOWER ARMY MEDICAL CENTER			3	100%	3
PATIENTS FIRST LAKE ELLA MEDICAL CENTER		3			3
ADVENT HEALTH LAKE WALES MEDICAL GROUP		2	1	33%	3
ACCESS HEALTH CARE		2	1	33%	3
PATIENT FIRST - ALLENTOWN			3	100%	3
JOE DIMAGGIO CHILDREN'S HOSPITAL		1	2	67%	3
SANFORD SOUTH UNIVERSITY		3			3
JOHNS HOPKINS MEDICAL LABORATORIES		1	2	67%	3
QUEST DIAGNOSTICS INCORPORATED			3	100%	3
LIFE CARE CENTER OF HILLIARD			3	100%	3
SCIENTIFIC LABORATORY DIVISION			3	100%	3
WALGREENS #10775		3			3
LAKE NONA MEDICAL SERVICES		2	1	33%	3
WALGREENS #5317		3			3
MINUTECLINIC, LLC #08366		2	1	33%	3
MIAMI CANCER INSTITUTE			3	100%	3

# COVID-19: testing by laboratory

Data through Sep 16, 2020 verified as of Sep 17, 2020 at 09:25 AM

Data in this report are provisional and subject to change.

The numbers in the table below represent the number of Florida and non-Florida residents for whom test results were received by the Department of Health. A person can be tested by more than one laboratory and can have both positive and negative results. **Therefore, the sum of the numbers in each column will be larger than the total number of people tested.**

Reporting lab	Inconclusive	Negative	Positive	Percent positive	Total
AMERICAN FAMILY CARE- ORANGE BEACH			3	100%	3
FAMILY AND INTERNAL MEDICINE AT AVALON PARK		3			3
ST JOSEPH WOMENS HOSPITAL			3	100%	3
JACKSON SOUTH COMMUNITY HOSPITAL LAB			3	100%	3
MAYO		1	2	67%	3
DEPARTMENT OF VETERANS AFFAIRS ORLANDO MEDICAL CENTER			3	100%	3
DEACONESS HOSPITAL			3	100%	3
PALMS WEST HOSPITAL			3	100%	3
GUTHRIE MEDICAL GROUP LABORATORIES		3			3
NOVANT HEALTH GOHEALTH URGENT CARE-HARRISBURG			3	100%	3
TIMBER RIDGE LABORATORY			3	100%	3
ST LUKES HOSPITAL LABORATORY		2	1	33%	3
PONCE THERAPY CARE CENTER			3	100%	3
EGL GENETICS DIAGNOSTICS			3	100%	3
PENNSYLVANIA DEPARTMENT OF HEALTH BUREAU OF LABORATORIES			3	100%	3
PUBLIC HEALTH LAB		3			3
THE UNIVERSITY OF VERMONT MEDICAL CENTER		3			3
BARRY UNIVERSITY STUDENT HEALTH SERVICES		3			3
BAYCARE OUTREACH LABORATORY HOSPITAL			3	100%	3
VIRACOR		2	1	33%	3
BAPTIST HEALTH URGENT CARE AT SAWGRASS		3			3
CVS SC2297110CV CHARLSTON		3			3
DACH MAIN LAB			3	100%	3
SSM HEALTH ST LOUIS MICROBIOLOGY LABORATORY		1	2	67%	3
UAB DIV OF INFECTIOUS DISEASES LAB		3			3
QUATRACOR PLLC		3			3
COUNTY OF LOS ANGELES			3	100%	3
NEW YORK STATE ELR - VA NEW YORK HARBOR HEALTHCARE SYSTEM		3			3
NORTH NAPLES HOSPITAL RESPIRATORY THERAPY DEPARTMENT			3	100%	3
PRIMARY CARE OF THE TREASURE COAST			3	100%	3
QUEST ELR		2	1	33%	3
FLORIDA CLINICAL LABORATORY - BIOREFERENCE LABORATORIES		2	1	33%	3
UNIVERSITY OF MIAMI			3	100%	3
NEW YORK STATE ELR - GLENS FALLS HOSPITAL DEPARTMENT OF PATHOLOGY		3			3
WEST			3	100%	3
ASCENSION ST VINCENT'S SOUTHSIDE			3	100%	3
HELIX DIAGNOSTICS			3	100%	3
INDIANA STATE DEPARTMENT OF HEALTH		1	2	67%	3
NEW YORK STATE ELR - NEW YORK METHODIST HOSPITAL		3			3
WESLEY CHAPEL INTERNAL MEDICINE AND PEDIATRICS			3	100%	3
NEW YORK STATE ELR - INSTITUTE OF PATHOLOGY KINGS COUNTY		3			3
CORAL GABLES HOSPITAL			3	100%	3
NORTHERN WESTCHESTER HOSPITAL LABORATORY		3			3
MARYLAND STATE DEPT OF HEALTH	2		1	33%	3
KEY WEST HEALTH AND REHAB			3	100%	3
RIVERVIEW REGIONAL MEDICAL CENTER		3			3
BARONESS ERLANGER HOSPITAL		3			3

# COVID-19: testing by laboratory

Data through Sep 16, 2020 verified as of Sep 17, 2020 at 09:25 AM

Data in this report are provisional and subject to change.

The numbers in the table below represent the number of Florida and non-Florida residents for whom test results were received by the Department of Health. A person can be tested by more than one laboratory and can have both positive and negative results. **Therefore, the sum of the numbers in each column will be larger than the total number of people tested.**

Reporting lab	Inconclusive	Negative	Positive	Percent positive	Total
BEEBE MEDICAL CENTER LABORATORY		3			3
NORTH BROWARD HOSPITAL DISTRICT HEALTHCARE FOR THE HOMELESS			3	100%	3
MEDRITE			3	100%	3
CENTRAL FLORIDA HEALTH CARE INC			3	100%	3
YORK HOSPITAL - LABORATORY			2	100%	2
UK HEALTHCARE			2	100%	2
TUFTS MEDICAL CENTER			2	100%	2
BRITO MEDICAL CENTER			2	100%	2
DEPARTMENT OF PATHOLOGY ROME MEMORIAL		2			2
PRECISION DIAGNOSTICS INC - NJ		2			2
TRICORE REFERENCE LABORATORY		1	1	50%	2
COASTAL MEDICAL LAB			2	100%	2
APOLLO SURGERY CENTER			2	100%	2
PHYSICIANS IMMEDIATE CARE AURORA			2	100%	2
COMPUNET CLINICAL LAB			2	100%	2
CENTRA CARE WINTER HAVEN		1	1	50%	2
ALTRU DIAGNOSTICS INC			2	100%	2
CONEMAUGH MEMORIAL MEDICAL CENTER		2			2
DYNACARE LABORATORIES			2	100%	2
DEKALB MEDICAL CENTER LABORATORY			2	100%	2
ADVENTHEALTH CARROLLWOOD			2	100%	2
ADVENT HEALTH CENTRE CARE			2	100%	2
UT SOUTHWESTERN MEDICAL CENTER			2	100%	2
ALABAMA DEPARTMENT OF PUBLIC HEALTH			2	100%	2
UNIVERSITY OF MARYLAND MEDICAL CENTER			2	100%	2
CELERION			2	100%	2
BAYFRONT MEDICAL			2	100%	2
ARCPPOINT LABS OF SARASOTA			2	100%	2
COLORADO DEPARTMENT OF HEALTH LABORATORY SERVICES DIVISION			2	100%	2
PUBLIC HEALTH LABORATORY	1		1	50%	2
BAPTIST HEALTH MEDICAL CENTER			2	100%	2
BAYLOR ESOTERIC AND MOLECULAR LAB			2	100%	2
SOUTHEASTERN PEDIATRIC ASSOCIATES			2	100%	2
ST LUKES HOSPITAL			2	100%	2
OMNI			2	100%	2
BFT LAB			2	100%	2
ADVANCED URGENT CARE CENTER OF THE UPPER KEYS			2	100%	2
OHIO DEPARTMENT OF HEALTH LABORATORY		2			2
OKEECHOBEE HEALTHCARE FACILITY			2	100%	2
ANGEL KIDS PEDIATRICS-BARTRAM PARK		2			2
SPARROW CENTRAL LAB			2	100%	2
SOUTHERN OCEAN MEDICAL CENTER		2			2
NOT INDICATED			2	100%	2
TREASURE COAST COMMUNITY HEALTH			2	100%	2
CARL R DARNALL ARMY MEDICAL CENTER			2	100%	2
BIOHEALTH MEDICAL LAB INC			2	100%	2
CHILDREN'S MEDICAL CENTER			2	100%	2

# COVID-19: testing by laboratory

Data through Sep 16, 2020 verified as of Sep 17, 2020 at 09:25 AM

Data in this report are provisional and subject to change.

The numbers in the table below represent the number of Florida and non-Florida residents for whom test results were received by the Department of Health. A person can be tested by more than one laboratory and can have both positive and negative results. **Therefore, the sum of the numbers in each column will be larger than the total number of people tested.**

Reporting lab	Inconclusive	Negative	Positive	Percent positive	Total
Cleveland Clinic Weston			2	100%	2
UNIVERSITY OF AL STUDENT HEALTH CENTER			2	100%	2
BIRMINGHAM VAMC		1	1	50%	2
NEW YORK STATE ELR - ERIE COUNTY PUBLIC HEALTH CLINICAL		2			2
NORTHWELL HEALTH			2	100%	2
NEW YORK STATE ELR - CENTREX CLINICAL LABS INC		2			2
OHIO STATE UNIVERSITY MEDICAL CENTER			2	100%	2
ACL LABORATORIES INDUSTRIAL TOXICOLOGY			2	100%	2
AMERICAN MEDICAL LABORATORIES			2	100%	2
CLERMONT ADVENTHEALTH CENTRA CARE			2	100%	2
VETERANS OUTPATIENT CLINIC			2	100%	2
ST PETERSBURG PEDIATRICS-EAST BAY			2	100%	2
BAPTIST HEALTH URGENT CARE AT WESTON		2			2
ARNOLD PALMER HOSPITAL LABORATORY			2	100%	2
NORTH DAKOTA DEPT OF HEALTH MICROBIOLOGY			2	100%	2
CORE BIO LABS			2	100%	2
OSWEGO HOSPITAL LABORATORY		2			2
ADVANCED MEDICAL CARE			2	100%	2
ALVERNO CLINICAL LABORATORIES			2	100%	2
NLC LABS			2	100%	2
ALLIANCE LABS @LRMC			2	100%	2
CONSOLIDATED LABORATORY SERVICES			2	100%	2
CENTRA CARE KIDS WINTER PARK			2	100%	2
ROCKEFELLER UNIVERSITY CLINICAL GENOMICS LABORATOR		2			2
FAST TRACK URGENT CARE CENTER - DOWNTOWN			2	100%	2
QUEENS HOSPITAL CENTER		2			2
CAREWELL 202			2	100%	2
WALGREENS # 03852		2			2
PRACTICE MANAGEMENT OF AMERICA, INC.			2	100%	2
WALGREEN EASTERN CO, INC		2			2
WALGREENS #07388		2			2
STEWART ST ELIZABETH MEDICAL CENTER			2	100%	2
BOCA BIOLISTIC REFERENCE LAB			2	100%	2
GANDY CROSSING CARE CENTER			2	100%	2
FLORIDA CLINICAL LABORATORY INC			2	100%	2
ST JOSEPHS CHILDRENS HOSPITAL OUTREACH			2	100%	2
GENETIC ASSAYS INC			2	100%	2
RUSH UNIVERSITY MEDICAL CENTER LABORATORY			2	100%	2
PTC LABORATORIES			2	100%	2
MOUNT SINAI HOSPITAL LABORATORY		1	1	50%	2
SANFORD REGIONAL HOSPITAL WORTHINGTON		2			2
TALLAHASSEE MEMORIAL HEALTHCARE FAMILY MED RESIDENCY			2	100%	2
LAKEWOOD RANCH ER 24/7			2	100%	2
LEGACY LABORATORY SERVICES			2	100%	2
VIRTUA MEMORIAL HOSPITAL BURLINGTON COUNTY			2	100%	2
MAINSTREET FAMILY URGENT CARE			2	100%	2
MAILBOX DIAGNOSTICS		1	1	50%	2



# COVID-19: testing by laboratory

Data through Sep 16, 2020 verified as of Sep 17, 2020 at 09:25 AM

Data in this report are provisional and subject to change.

The numbers in the table below represent the number of Florida and non-Florida residents for whom test results were received by the Department of Health. A person can be tested by more than one laboratory and can have both positive and negative results. **Therefore, the sum of the numbers in each column will be larger than the total number of people tested.**

Reporting lab	Inconclusive	Negative	Positive	Percent positive	Total
MEDICAL CENTER ENTERPRISE			2	100%	2
LABCORP SOUTH CHARLESTON			2	100%	2
LABCORP - STUART		1	1	50%	2
LABCORP - LEESBURG			2	100%	2
MAKO MEDICAL			2	100%	2
JERSEY SHORE MEDICAL CENTER		2			2
JOHNSON CITY MEDICAL CENTER		1	1	50%	2
MARSHFIELD LABORATORIES			2	100%	2
LEESBURG REGIONAL MEDICAL CENTER		1	1	50%	2
VIGILINT HEALTHCARE		1	1	50%	2
LOWELL GENERAL HOSPITAL			2	100%	2
INTERNAL MEDICINE SPECIALISTS			2	100%	2
PATHLINE			2	100%	2
ONslow MEMORIAL HOSPITAL LABORATORY		2			2
PREMIER LABORATORY SERVICES, LLC			2	100%	2
FIRST CARE - MIDDLESBORO			2	100%	2
NEBRASKA MEDICAL CENTER			2	100%	2
URGENT CARE WEST CLINIC			2	100%	2
NEW YORK STATE ELR - AUBURN COMMUNITY HOSPITAL		2			2
NEW YORK STATE DEPARTMENT OF HEALTH		1	1	50%	2
MERCY HEALTH—MUSKEGON		2			2
PREMIER MEDICAL LABORATORY			2	100%	2
WALGREENS # 05818		2			2
POINT OF CARE TESTING SITE			2	100%	2
UNIVERSITY OF KANSAS MEDICAL CENTER			2	100%	2
WALGREENS #03136		2			2
LAB CORP PHOENIX			2	100%	2
QUEST DIAGNOSTICS-OCALA-SE 3RD		2			2
LEXINGTON MEDICAL CENTER			2	100%	2
MEYER PEDIATRICS			2	100%	2
URGENT CARE TCMA			2	100%	2
OMNICARE PHARMACY OF TEXAS 1		2			2
MONTEFIORE NYACK HOSPITAL AFFILIATED LABORATORY		2			2
UT MEMPHIS UNIVERSITY HEALTH SERVICES			2	100%	2
VIDANT MEDICAL CENTER			2	100%	2
UNK			2	100%	2
NATIONWIDE LABORATORY SERVICES		1	1	50%	2
MIDMICHIGAN MEDICAL CENTER			2	100%	2
PLANTATION BAY REHAB FACILITY		1	1	50%	2
PIEDMONT HOSPITAL LAB			2	100%	2
FCHC (OB)-DARWIN SQUARE CTR.			2	100%	2
UNIVERSITY HOSPITAL OF BROOKLYN		2			2
NOVADx		2			2
NORTH SHORE HEMATOLOGY-ONCOLOGY ASSOCIATES, PC		2			2
PHYSICIANS LABORATORY SERVICES			2	100%	2
OKLAHOMA STATE DEPARTMENT OF HEALTH-PUBLIC HEALTH LABORATORY			2	100%	2
FLORIDA HEALTH CARE PLANS			2	100%	2



# COVID-19: testing by laboratory

Data through Sep 16, 2020 verified as of Sep 17, 2020 at 09:25 AM

Data in this report are provisional and subject to change.

The numbers in the table below represent the number of Florida and non-Florida residents for whom test results were received by the Department of Health. A person can be tested by more than one laboratory and can have both positive and negative results. **Therefore, the sum of the numbers in each column will be larger than the total number of people tested.**

Reporting lab	Inconclusive	Negative	Positive	Percent positive	Total
WHOLE CHILD PEDIATRICS			2	100%	2
THOMAS LANGLEY			2	100%	2
JOHN D. ARCHBOLD MEM. HOSPITAL			2	100%	2
ROANE MEDICAL CENTER		1	1	50%	2
TRINITAS REGIONAL MEDICAL CENTER		1	1	50%	2
SOUTHEASTERN REGIONAL MEDICAL CENTER			2	100%	2
INFECTION CONTROL/ EMPHEALTH		1	1	50%	2
SJH			2	100%	2
MEDICAL CENTER AT OCEAN REEF		1	1	50%	2
GREENVILLE MEMORIAL HOSPITAL LAB			2	100%	2
SYLVAN NURSING			2	100%	2
SUNCOAST PATHOLOGY ASSOCIATES			2	100%	2
MADISON COUNTY MEMORIAL HOSP		1	1	50%	2
KORGENE LAB			2	100%	2
RIVERVIEW MEDICAL CLINIC		2			2
BIO-TECH CLINICAL LABORATORIES			2	100%	2
GALEN BAYLOR EXTENSION		2			2
UC CORAL GABLES			2	100%	2
QUEST DIAGNOSTICS-OCALA-SW HIGHWAY 200		2			2
MINUTECLINIC DIAGNOSTIC		1	1	50%	2
SOUTHEAST GEORGIA HEALTH SYSTEM			2	100%	2
PRECISION DIAGNOSTIC INC		2			2
MEDSTAR HARBOR HOSPITAL			2	100%	2
MONROE COUNTY HOSPITAL		2			2
SHANDS AT LAKE SHORE LAB			2	100%	2
MEMORIAL HERMANN CONSOLIDATED LABORATORY SERVICES			2	100%	2
JACKSON LABORATORY OF GENOMIC MEDICINE		2			2
GEORGE SAFRAN MD PC		2			2
FELICIDAD MEDICAL CENTER			2	100%	2
ST. JOSEPH REGIONAL MEDICAL CENTER			2	100%	2
JOHNNIE RUTH CLARKE LAB			2	100%	2
HEALTH FIRST IBM-UX			2	100%	2
EMORY UNIVERSITY HOSPITAL			2	100%	2
SARASOTA MEMORIAL MEDICAL URGENT CARE CENTER			2	100%	2
ENGLEWOOD HOSPITAL AND MEDICAL CENTER			2	100%	2
SCDHEC BUREAU OF LABORATORIES			2	100%	2
MEDLABS DIAGNOSTICS		2			2
HOME ACCESS HEALTH			2	100%	2
UNIVERSITY OF WASHINGTON MEDICAL CENTER			2	100%	2
JRS LABORATORY			2	100%	2
INTERNAL MEDICINE ASSOCIATES-DUNELLON			2	100%	2
ABSOLUTE HEALTH INTERNAL MED & PEDIATRICS		2			2
PRORENATA LABS			2	100%	2
GEISINGER MEDICAL CENTER		2			2
FLORIDA MEDICAL CLINIC PA		2			2
VA HOSPITAL			2	100%	2
ERIE COUNTY MEDICAL CTR CLINICAL LABS		2			2

# COVID-19: testing by laboratory

Data through Sep 16, 2020 verified as of Sep 17, 2020 at 09:25 AM

Data in this report are provisional and subject to change.

The numbers in the table below represent the number of Florida and non-Florida residents for whom test results were received by the Department of Health. A person can be tested by more than one laboratory and can have both positive and negative results. **Therefore, the sum of the numbers in each column will be larger than the total number of people tested.**

Reporting lab	Inconclusive	Negative	Positive	Percent positive	Total
LABCORP - OHIO			2	100%	2
VERMONT DEPARTMENT OF HEALTH LABORATORY		1	1	50%	2
GEORGIA DEPARTMENT OF PUBLIC HEALTH			2	100%	2
MEMORIAL SLOAN KETTERING CANCER CENTER		1	1	50%	2
NEW YORK STATE ELR - MONTEFIORE MEDICAL CENTER LABORATORIES - WEILER			1	100%	1
SMITH NORTHVIEW HOSPITAL LAB			1	100%	1
THE CHILDREN'S HOSPITAL OF PHILADELPHIA		1			1
YOUR FAMILY WALK-IN CLINIC			1	100%	1
WILMINGTON VA MEDICAL CENTER			1	100%	1
UNKNOWN - MI			1	100%	1
MHS LAB		1			1
VA OUTPATIENT CLINIC			1	100%	1
UNIVERSITY OF MISSOURI HEALTH CARE			1	100%	1
WOMEN'S CARE FLORIDA LABORATORY			1	100%	1
SKIPPACK MEDICAL LAB			1	100%	1
UNIVERSITY OF FLORIDA LAB-OUTPATIENT			1	100%	1
TWIN			1	100%	1
UNIVERSITY HOSPITALS OF CLEVELAND			1	100%	1
VALLEY HOSPITAL MEDICAL CENTER		1			1
SAINT BARNABAS MEDICAL CENTER		1			1
UNITED HEALTHCARE			1	100%	1
UNIVERSITY OF IOWA HOSPITALS & CLINICS			1	100%	1
RASHDA ALBIBI M.D. P.A.			1	100%	1
WALGREENS # 19866		1			1
VILKOR SCIENTIFIC			1	100%	1
SPECIALTY DRUG TESTING			1	100%	1
MCH PHYSICIANS GROUP			1	100%	1
WALGREENS #05362		1			1
VITAE DIAGNOSTICS			1	100%	1
Lourdes Hospital			1	100%	1
VISTA DEL SOL MED ASSOC		1			1
QUEST DIAGNOSTICS-WEST HILLS		1			1
Walker BaptistMedCtr			1	100%	1
WALK IN URGENT CARE			1	100%	1
Viracor Eurofins			1	100%	1
NATIONAL JEWISH HEALTH			1	100%	1
UW HOSPITAL AND CLINICS			1	100%	1
ST CATHERINE HOSPITAL LABORATORY			1	100%	1
RIVIERA BEACH HEALTH CENTER LAB			1	100%	1
UT PATH			1	100%	1
UNIVERSITY OF FLORIDA			1	100%	1
UMASS MEMORIAL/MARLBORO HOSPITAL			1	100%	1
MEDICAL UNIVERSITY SC HOSPITAL			1	100%	1
VELOCITY CARE			1	100%	1
PATHGROUP LABS, LLC			1	100%	1
WELLNOW URGENT CARE-OSWEGO			1	100%	1
UF KANAPAHA LAB BEAKER		1			1

# COVID-19: testing by laboratory

Data through Sep 16, 2020 verified as of Sep 17, 2020 at 09:25 AM

Data in this report are provisional and subject to change.

The numbers in the table below represent the number of Florida and non-Florida residents for whom test results were received by the Department of Health. A person can be tested by more than one laboratory and can have both positive and negative results. **Therefore, the sum of the numbers in each column will be larger than the total number of people tested.**

Reporting lab	Inconclusive	Negative	Positive	Percent positive	Total
UPSON REGIONAL MEDICAL CENTER			1	100%	1
SMITH KLINE			1	100%	1
NEW YORK STATE ELR - MERCY MEDICAL CENTER		1			1
UPMC NORTHWEST HOSPITAL			1	100%	1
FLORIDA HOSPITAL APOPKA			1	100%	1
US SPECIALTY LABS			1	100%	1
WALGREENS #10125		1			1
SHARON REGIONAL MEDICAL CENTER			1	100%	1
WALKIN MEDICAL URGENT CARE,NEW CITY			1	100%	1
UNITED CLINICAL LABORATORIES			1	100%	1
TRUMAN MEDICAL CENTER - HOSPITAL HILL			1	100%	1
TITUSVILLE FAMILY PRACTICE			1	100%	1
UNITED LABORATORY SERVICE			1	100%	1
NORTHSIDE HOSPITAL DULUTH			1	100%	1
WARD MEMORIAL HOSPITAL		1			1
UNITED MEMORIAL MEDICAL CENTER			1	100%	1
NEW YORK STATE ELR - ST BARNABAS HOSPITAL		1			1
PATHOLOGY REFERENCE LAB LLC			1	100%	1
UNIVERSITY OF MISSOURI HEALTHCARE			1	100%	1
USF			1	100%	1
NORTHPORT MEDICAL CENTER LAB		1			1
State Lab Unspecifd			1	100%	1
UNIVERSITY OF BALTIMORE WASHINGTON MEDICAL CENTER			1	100%	1
VIVEX/UMTB BIOMEDICAL			1	100%	1
PRIMEX CLINICAL LABORATORIES INC			1	100%	1
VA HOSPITAL PATH & LAB			1	100%	1
EXPRESSCARE URGENT CARE CENTER			1	100%	1
SCIENTIFIC LABORATORY COMPANY		1			1
ST VINCENT'S ST CLAIR HOSPITAL LABORATORY		1			1
VAIL VALLEY MEDICAL CENTER			1	100%	1
VA OUT PATIENT CENTER			1	100%	1
RAPID CITY RUGENT CARE			1	100%	1
NAVAL MEDICAL CENTER			1	100%	1
INFECTION CONTROL DEPT			1	100%	1
INTERMOUNTAIN MEDICAL CENTER			1	100%	1
WALGREENS # 7308		1			1
ST. VINCENT HOSPITAL			1	100%	1
WYOMING PUBLIC HEALTH LAB			1	100%	1
WELLNOW URGENT CARE		1			1
INDIAN RIVER CLINICAL LABORATORY, INC.		1			1
ST.ELIZABETH HEALTH CENTER	1				1
INTERNATIONAL MEDICAL LABORATORY		1			1
STARR COUNTY MEMORIAL HOSPITAL			1	100%	1
URGENT CARE NEW SMYRNA BEACH			1	100%	1
UTMB PATHOLOGY CLINICAL SERVICES LABORATORY			1	100%	1
SUNY UPSTATE MEDICAL UNIVERSITY			1	100%	1
VAULT MEDICAL SERVICES			1	100%	1

# COVID-19: testing by laboratory

Data through Sep 16, 2020 verified as of Sep 17, 2020 at 09:25 AM

Data in this report are provisional and subject to change.

The numbers in the table below represent the number of Florida and non-Florida residents for whom test results were received by the Department of Health. A person can be tested by more than one laboratory and can have both positive and negative results. **Therefore, the sum of the numbers in each column will be larger than the total number of people tested.**

Reporting lab	Inconclusive	Negative	Positive	Percent positive	Total
VAULT HEALTH			1	100%	1
SUNRISE DIAGNOSTIC LABORATORY			1	100%	1
THE HEART HOSPITAL BAYLOR PLANO			1	100%	1
SPRING HILL REGIONAL HOSPITAL			1	100%	1
HEALTH ALLIANCE			1	100%	1
THOMAS HOSPITAL			1	100%	1
TIEHH BIOTERRORISM RESPONSE LAB			1	100%	1
GRAND VIEW HOSPITAL			1	100%	1
NORTH SHORE MEDICAL CENTER - SALEM HOSPITAL			1	100%	1
TEXAS DEPARTMENT OF STATE HEALTH SERVICES			1	100%	1
SHAMRA MEDICAL LABORATORY			1	100%	1
SV MOBILE HEALTH			1	100%	1
SUMMIT LABORATORY			1	100%	1
SIMED LABORATORY		1			1
TENNESSEE DOH - KNOXVILLE			1	100%	1
SKY RIDGE MEDICAL CENTER - MICRO			1	100%	1
TAMPA GENERAL MEDICAL GROUP LABORATORY HEALTHPARK			1	100%	1
ELITE CARE			1	100%	1
DUKE HEALTH REGIONAL HOSPITAL			1	100%	1
DHEC - S.C PUBLIC HEALTH LAB			1	100%	1
FLORIDA MEDICAL CLINIC - MULTI SPECIALTY CAMPUS			1	100%	1
FIT4LIFE MEDICAL CENTER			1	100%	1
EXPRESS LAB LIVINGSTON			1	100%	1
CRUC CMCH-COVID-19		1			1
CRESTVIEW REHABILITATION CENTER			1	100%	1
CLEVELAND CLINIC OHIO LABORATORIES			1	100%	1
DE TAR HOSPITAL			1	100%	1
CVS UT2297068CV SALT LAKE CITY		1			1
CULVER CITY URGENT CARE			1	100%	1
JEFFERSON COUNTY HEALTH DEPARTMENT-MONTICELLO		1			1
ISLAND COAST PEDIATRICS		1			1
INNOVATIVE HEALTH DIAGNOSTIC OF CALIFORNIA			1	100%	1
KEY WEST BRANCH MEDICAL CLINIC			1	100%	1
KETTERING MEDICAL CENTER			1	100%	1
KENTUCKY CABINET FOR HEALTH AND FAMILY SERVICES			1	100%	1
GSM OCED Subsection			1	100%	1
GAMMA HEALTHCARE, INC		1			1
GALVESTON COUNTY HEALTH DISTRICT			1	100%	1
HOLYOKE MEDICAL CENTER			1	100%	1
HANCOCK REGIONAL HOSPITAL		1			1
GWINNETT MEDICAL CENTER			1	100%	1
CHP COVID-19 (TX)			1	100%	1
CAROMONT HEALTH			1	100%	1
CARITHERS PEDIATRIC GROUP			1	100%	1
CAREWELL JW - WORCESTER LNC			1	100%	1
ECLRS			1	100%	1
DUKE UNIVERSITY POINT OF CARE TESTING PROGRAM			1	100%	1

# COVID-19: testing by laboratory

Data through Sep 16, 2020 verified as of Sep 17, 2020 at 09:25 AM

Data in this report are provisional and subject to change.

The numbers in the table below represent the number of Florida and non-Florida residents for whom test results were received by the Department of Health. A person can be tested by more than one laboratory and can have both positive and negative results. **Therefore, the sum of the numbers in each column will be larger than the total number of people tested.**

Reporting lab	Inconclusive	Negative	Positive	Percent positive	Total
CHRISTIANA HOSPITAL		1			1
APS-SUMMIT CARE PHARMACY, LLC DBA OMNICARE		1			1
ACCESSLAB		1			1
EAST BANK HOSPITAL - UNIVERSITY OF MINNESOTA MEDICAL CENTER			1	100%	1
BRANDON REGIONAL EMERGENCY CTR			1	100%	1
BELLIN HEALTH LAB			1	100%	1
BEAUMONT REFERENCE LABORATORY			1	100%	1
BERKSHIRE MEDICAL CENTER			1	100%	1
BAYSTATE MEDICAL CENTER			1	100%	1
BABTIST HOSPITAL			1	100%	1
CAREWELL URGENT CARE FITCHBURG			1	100%	1
BMC/JACSONVILLE		1			1
BLUEWATER TOXICOLOGY			1	100%	1
AFFINITY URGENT CARE			1	100%	1
ESOTERIC LAB			1	100%	1
ENZO LABS INC			1	100%	1
ASCENSION ST. MICHAEL'S HOSPITAL LAB			1	100%	1
ANGEL KIDS PEDIATRICS- NORMANDY LOCATION		1			1
AMD			1	100%	1
MISSION HOSPITAL			1	100%	1
MINUTECLINIC DIAGNOSTIC OF TEXAS		1			1
MID FLORIDA CLINICAL LABORATORY			1	100%	1
NEW YORK STATE ELR - FLUSHING HOSPITAL MEDICAL CENTER		1			1
NEW GEN LABS			1	100%	1
NDX-CORE LAB			1	100%	1
MEDICAL CENTER LABORATORY			1	100%	1
MAGNOLIA PEDIATRICS			1	100%	1
LONG ISLAND JEWISH FOREST HILLS HOSPITAL		1			1
MERITER LABORATORIES			1	100%	1
MERCY MEDICAL CENTER			1	100%	1
MERCY HEALTH LAB			1	100%	1
FALMOUTH BY THE SEA			1	100%	1
SELF REGIONAL HEALTHCARE			1	100%	1
SANFORD PGA CH BUFFALO RIDGE SPRINGS		1			1
HACKENSACK UNIVERSITY MEDICAL CENTER		1			1
GENETIC TECHNOLOGICAL INNOVATIONS			1	100%	1
FLORIDA DEPARTMENT OF HEALTH IN MIAMI DADE COUNTY			1	100%	1
OCALA FAMILY MEDICAL CENTER		1			1
NORTON HEALTHCARE			1	100%	1
NORTHEAST ALABAMA REGIONAL MEDICAL CENTER		1			1
PLANT CITY PEDIATRICS		1			1
ORMC-ARDEN/EOI			1	100%	1
ONPOINT URGENT CARE			1	100%	1
LAWRENCE GENERAL HOSPITAL			1	100%	1
PORT SAINT JOHN FAMILY PRACTICE			1	100%	1
PEACEHEALTH LABORATORIES			1	100%	1
PARKWAY REGIONAL MEDICAL CENTER LAB			1	100%	1



# COVID-19: testing by laboratory

Data through Sep 16, 2020 verified as of Sep 17, 2020 at 09:25 AM

Data in this report are provisional and subject to change.

The numbers in the table below represent the number of Florida and non-Florida residents for whom test results were received by the Department of Health. A person can be tested by more than one laboratory and can have both positive and negative results. **Therefore, the sum of the numbers in each column will be larger than the total number of people tested.**

Reporting lab	Inconclusive	Negative	Positive	Percent positive	Total
SACRED HEART MEDICAL GROUP			1	100%	1
REGIONAL MEDICAL CENTER BAYONET POINT			1	100%	1
POUDRE VALLEY HOSPITAL			1	100%	1
LEGACY ER & URGENT CARE - FRISCO WEST			1	100%	1
LABORATORY CORPORATION OF AMER			1	100%	1
LABCORP - LADY LAKE			1	100%	1
OMNICARE PHARMACY OF TEXAS 1, LP		1			1
OHIO DEPARTMENT OF HEALTH			1	100%	1
Masonic Medical Research Institute			1	100%	1
HEALTH NETWORK LABORATORIES		1			1
GLOBAL CENTRAL LABS AT PPD		1			1
FLORIDA DEPARTMENT OF HEALTH IN POLK COUNTY		1			1
LARGO MEDICAL CENTER INDIAN ROCKS			1	100%	1
HILLVIEW LABORATORY			1	100%	1
HEALTHLINK DIAGNOSTIC LABORATORIES INC		1			1
SCRIPPS CLINIC MEDICAL			1	100%	1
SARKIS CLINICAL TRIALS			1	100%	1
SAINT JOSEPHS HOSPITAL OF ATLANTA			1	100%	1
EXCEL URGENT CARE OF NJ			1	100%	1
SIPARADIGM, DIAGNOSTIC INFORMATICS			1	100%	1
SIGNATURE CARE MIDLAND			1	100%	1
DOCTOR'S IN-HOUSE LAB/COMMUNITY HEALTH CENTERS OF PINELLAS – JOHNNIE R			1	100%	1
AVERA ST. MARY'S HOSPITAL			1	100%	1
AUSTIN REGIONAL CLINIC MICROBIOLOGY LAB			1	100%	1
ARKANSAS DEPARTMENT OF HEALTH			1	100%	1
BIOMERIEUX			1	100%	1
BAYCARE MEDICAL GROUP			1	100%	1
BAPTIST HEALTH EXPRESS CARE AT KEY BISCAYNE			1	100%	1
ELMHURST MEMORIAL HOSPITAL			1	100%	1
EAST TENNESSEE STATE UNIVERSITY		1			1
DMC UNIVERSITY LABORATORIES		1			1
ARIZONA STATE LABORATORY			1	100%	1
ALABAMA CLINICS			1	100%	1
ADVANCED LABORATORY SERVICES			1	100%	1
ADVANCED MEDICAL GROUP			1	100%	1
ACCESS HEALTH CARE PHYSICIANS			1	100%	1
DEPARTMENT OF HEALTH AND HUMAN SERVICES DIVISION OF BEHAVIORAL HEALTH		1			1
BAYCARE OUTREACH LAB			1	100%	1
AVANTE ST CLOUD		1			1
AFC PATRIOT URGENT CARE			1	100%	1
CELEBRATION HOSPITAL			1	100%	1
CANDLER HOSPITAL			1	100%	1
CALIFORNIA PUBLIC HEALTH LABORATORY			1	100%	1
CONWAY MEDICAL CENTER			1	100%	1
COCOA BEACH/ADVENT CENTRA		1			1
CFCH - FROSTPROOF			1	100%	1
DERMDX, DIV OF AURORA DIAGNOSTICS/BERNHARDT LAB		1			1

# COVID-19: testing by laboratory

Data through Sep 16, 2020 verified as of Sep 17, 2020 at 09:25 AM

Data in this report are provisional and subject to change.

The numbers in the table below represent the number of Florida and non-Florida residents for whom test results were received by the Department of Health. A person can be tested by more than one laboratory and can have both positive and negative results. **Therefore, the sum of the numbers in each column will be larger than the total number of people tested.**

Reporting lab	Inconclusive	Negative	Positive	Percent positive	Total
CQUENTIA NGS, LLC			1	100%	1
COLOR GENOMICS, INC.			1	100%	1
BROOKSVILLE REGIONAL HOSPITAL			1	100%	1
ADVANCED URGENT CARE OF MARATHON			1	100%	1
DOCS URGENT CARE			1	100%	1
CRESTWOOD MEDICAL CENTER		1			1
ALLIANCE LABORATORY SERVICES			1	100%	1
AFFILIATED LABORATORIES INC			1	100%	1
ADVENTIST HINSDALE HOSPITAL LABORATORY			1	100%	1
BRANDON OUTREACH CLINIC			1	100%	1
BOSTON MEDICAL CENTER			1	100%	1
BARDMOOR LABORATORY			1	100%	1
CHARLOTTE CHD PORT CHARLOTTE		1			1
CAREWELL 203			1	100%	1
CARESPOT OF NOCATEE			1	100%	1
DARDEN WELLNESS CENTER		1			1
COMMONWEALTH OF MASSACHUSETTS			1	100%	1
CLIFTON-FINE HOSPITAL LABORATORY		1			1
BARBARA O'REILLY MD PA		1			1
ATHENS LIMESTONE HOSPITAL		1			1
ADVENT HEALTH PRIMARY CARE AT OWASA			1	100%	1
BEAUMONT HOSPITAL, GROSSE POINTE			1	100%	1
BEAUFORT MEMORIAL			1	100%	1
BASCOM PALMER-MICRO LAB			1	100%	1
EDEN SPRINGS NURSING AND REHAB CENTER			1	100%	1
DSI LABORATORIES-NAPLES-7TH			1	100%	1
DOTHAN PEDIATRIC CLINIC			1	100%	1
ADVANCED MEDICAL LABORATORIES (AML)			1	100%	1
FAMILY MEDICINE AT WATERMAN		1			1
EDGAR PRICE FAMILY & CHILDREN HEALTHCARE CENTER			1	100%	1
CGH MEDICAL CENTER			1	100%	1
CEDARS-SINAI MEDICAL CENTER			1	100%	1
CBC LAB			1	100%	1
DESERT HOSPITAL/CPHU CLINICAL LABORATORY			1	100%	1
CVS/PHARMACY # 07762		1			1
CVS PHARMACY, INC DBA CVS/PHARMACY #00988		1			1
CORTLAND REGIONAL MEDICAL CENTER		1			1
CLINICAL LABORATORY DEPARTMENT			1	100%	1
CHATSWORTH ASSISTED LIVING COMMUNITY AT PGA NATIONAL			1	100%	1
DOCTOR'S WALK-IN CLINIC / QUEST DIAGNOSTICS			1	100%	1
DALLAS MEDICAL CENTER			1	100%	1
CVS PHARMACY INC DBA CVS PHARMACY #10227		1			1
BAYONET POINT HOSPITAL LAB			1	100%	1
BAPTIST HEALTH LEXINGTON			1	100%	1
ALABAMA REFERENCE LAB			1	100%	1
CENTRAL FLORIDA PEDIATRICS			1	100%	1
BRISTOL REGINAL MEDICAL CENTER			1	100%	1

# COVID-19: testing by laboratory

Data through Sep 16, 2020 verified as of Sep 17, 2020 at 09:25 AM

Data in this report are provisional and subject to change.

The numbers in the table below represent the number of Florida and non-Florida residents for whom test results were received by the Department of Health. A person can be tested by more than one laboratory and can have both positive and negative results. **Therefore, the sum of the numbers in each column will be larger than the total number of people tested.**

Reporting lab	Inconclusive	Negative	Positive	Percent positive	Total
BIODORON LABORATORIES			1	100%	1
CAROLINAS HEALTHCARE SYSTEM LAB			1	100%	1
CHIEFLAND MEDICAL CENTER			1	100%	1
CATHOLIC HEALTH SYSTEM DEPT LABORATORY		1			1
CAREWELL URGENT CARE			1	100%	1
CVS/PHARMACY #12000		1			1
CPL LABS			1	100%	1
CITRUS PARK			1	100%	1
BLOOD SYSTEMS LABORATORIES			1	100%	1
BAYLOR COLLEGE OF MEDICINE			1	100%	1
BAYFRONT HEALTH DADE CITY			1	100%	1
CAH ACQUISITION COMPANY 11 LLC			1	100%	1
BOULDER COMMUNITY HOSPITAL			1	100%	1
BLUFFTON HEALTH CENTER			1	100%	1
AZALEA HEALTH			1	100%	1
ALLIANCE FOR MULTISPECIALTY RESEARCH		1			1
AFTER HOURS PEDIATRICS			1	100%	1
CARENOW URGENT CARE - LAKE MARY			1	100%	1
BAYSHORE LABORATORY			1	100%	1
BAPTIST ER TOWN CTR			1	100%	1
ESOTERIX GENETIC LABORATORIES		1			1
EAST FL CORE LAB			1	100%	1
DELAWARE DIAGNOSTICS LABS			1	100%	1
ADVENTHEALTH MEDICAL GROUP INTERNAL MEDICINE AT WINTER HAVEN			1	100%	1
ADVENTHEALTH CENTRA CARE - KID'S CARE			1	100%	1
FLORIDA CANCER SPECIALISTS AND RESEARCH			1	100%	1
SUNCOAST BLOOD BANK			1	100%	1
STANLY REGIONAL MEDICAL CENTER			1	100%	1
SPRINGS MEDICAL LAB			1	100%	1
TEXAS MEDCLINIC			1	100%	1
TENNOVA HEALTHCARE - CLEVELAND			1	100%	1
TAMPA		1			1
MUNSON MEDICAL CENTER			1	100%	1
MOSAIC MEDICAL CENTER MARYVILLE			1	100%	1
MINUTECLINIC DIAGNOSTICS MEDICAL GROUP		1			1
SPARTANBURG REGIONAL MEDICAL CENTER			1	100%	1
SOUTHWEST FLORIDA DIVISION LAB			1	100%	1
SENTARA NORFOLK GENERAL HOSPITAL CENTRAL LAB			1	100%	1
WEST KENDALL HOSPITAL			1	100%	1
WALGREENS #06961		1			1
VA GREATER LOS ANGELES HEALTH CARE SYSTEM			1	100%	1
SPECTRUM ADVANCED TECHNOLOGY LABORATORY			1	100%	1
SOUTHERN LABORATORY			1	100%	1
WEST VIRGINIA UNIVERSITY HOSPITALS			1	100%	1
UMASS MEMORIAL MEDICAL CENTER, INC		1			1
TIMPANOGOS REGIONAL HOSPITAL			1	100%	1
THE WOLFF CENTER FOR CHILD & ADOLESCENT HEALTH			1	100%	1

# COVID-19: testing by laboratory

Data through Sep 16, 2020 verified as of Sep 17, 2020 at 09:25 AM

Data in this report are provisional and subject to change.

The numbers in the table below represent the number of Florida and non-Florida residents for whom test results were received by the Department of Health. A person can be tested by more than one laboratory and can have both positive and negative results. **Therefore, the sum of the numbers in each column will be larger than the total number of people tested.**

Reporting lab	Inconclusive	Negative	Positive	Percent positive	Total
UT AUSTIN UNIVERSITY HEALTH SERVICES			1	100%	1
URGENT CARE CLINIC OF LINCOLN			1	100%	1
UNIVERSITY LAB			1	100%	1
MINUTE CLINIC DIAGNOSTIC OF VIRGINIA		1			1
MPG JACKSONVILLE ATLANTIC BLVD		1			1
MID FLORIDA COMMUNITY SERVICES			1	100%	1
MEDICAL ARTS LABORATORY			1	100%	1
GEORGE WASHINGTON UNIVERSITY HOSPITAL			1	100%	1
NEW YORK PRESBYTERIAN HOSPITAL			1	100%	1
Mt Sinai Aventura			1	100%	1
LEESBURG FAMILY MEDICINE		1			1
LAKEVIEW HEALTH SYSTEMS			1	100%	1
LABORTORY COPRORATION OF AMERICA			1	100%	1
MEDFAST URGENT CARE			1	100%	1
MD ANDERSON			1	100%	1
LOYOLA UNIVERSITY MEDICAL CENTER LABORATORY			1	100%	1
LIBERTY HEALTH CENTER			1	100%	1
LAKEVIEW REGIONAL HOSPITAL			1	100%	1
LABCORP KANSAS CITY			1	100%	1
MEDICAL CLINIC OF HOUSTON			1	100%	1
MEDCOMP SCIENCES, LLC			1	100%	1
MARYLAND DEPARTMENT OF HEALTH AND MENTAL HYGIENE-LABORATORIES			1	100%	1
HILTON HEAD HOSPITAL/INPATIENT			1	100%	1
HARDIN MEMORIAL HOSPITAL - HEARTLAND PATHOLOGY CONSULTANTS			1	100%	1
GEORGETOWN URGENT CARE			1	100%	1
JACKSON MADISON CO. GEN. HOSPITAL			1	100%	1
HYDE PARK MEDICAL CENTER		1			1
HOUSTON HEALTH DEPARTMENT - BUREAU OF LABORATORY SERVICES			1	100%	1
SANTA MONICA CA-UCLA MC			1	100%	1
QUEST - HOUSTON LAB			1	100%	1
PRISMA HEALTH TUOMEY LABORATORY			1	100%	1
SPECTRUM LABORATORY			1	100%	1
SOUTHWEST REGIONAL PCR LABORATORY			1	100%	1
SOUTH LAKE FAMILY HEALTH CENTER			1	100%	1
ORANGE COUNTY HEALTH DEPT			1	100%	1
NOVANT HEALTH PRESBYTERIAN			1	100%	1
NORTH RIVER FAMILY HEALTH CENTER			1	100%	1
PINNACLE DIALYSIS		1			1
PERDIDO URGENT CARE			1	100%	1
PEDIATRIC HEALTHCARE ALLIANCE			1	100%	1
PROGENESIS INC			1	100%	1
PINELLAS PARK HEALTH CENTER - PINELLAS CHD			1	100%	1
PHYSICIANS IMMEDIATE CARE ELGIN			1	100%	1
SCIENCE CARE			1	100%	1
SANFORD MOBILE LAB PGA TOUR		1			1
RHODE ISLAND DEPARTMENT OF HEALTH			1	100%	1
UNC HOSPITAL/MCLENDON CLINICAL LABORATORIES			1	100%	1

# COVID-19: testing by laboratory

Data through Sep 16, 2020 verified as of Sep 17, 2020 at 09:25 AM

Data in this report are provisional and subject to change.

The numbers in the table below represent the number of Florida and non-Florida residents for whom test results were received by the Department of Health. A person can be tested by more than one laboratory and can have both positive and negative results. **Therefore, the sum of the numbers in each column will be larger than the total number of people tested.**

Reporting lab	Inconclusive	Negative	Positive	Percent positive	Total
TENNESSEE VALLEY HCS			1	100%	1
ST. MARY MEDICAL CENTER		1			1
PARADIGM LABORATORIES			1	100%	1
OCEAN MEDICAL CENTER		1			1
NORDX			1	100%	1
NORTH CAROLINA STATE LABORATORY OF PUBLIC HEALTH, SPECTRUM LAB NETWORK			1	100%	1
ST. LUCIE COUNTY HEALTH DEPARTMENT		1			1
WALGREENS #10275		1			1
WALGREENS #02798		1			1
SYNAPSE ANALYTICAL LABS		1			1
SUNY AT STONY BROOK			1	100%	1
ST. LUKE'S HOSPITAL - BETHLEHEM CAMPUS		1			1
SUNPATH-MDL		1			1
STEPHENS COUNTY HOSPITAL			1	100%	1
ST MARY'S OF SAGINAW		1			1
UNIVERSITY OF MARYLAND PATHOLOGY ASSOCIATES			1	100%	1
UF STUDENT HEALTH CARED CENTER			1	100%	1
SYNERGENE LABORATORY			1	100%	1
WELLINGTON WEST 100176			1	100%	1
WASHINGTON STATE DEPARTMENT OF HEALTH PUBLIC HEALTH LABORATORIES			1	100%	1
WALGREENS #04417		1			1
NEW YORK STATE ELR - CHAMPLAIN VALLEY PHYSICIANS HOSPITAL		1			1
YUMA REGIONAL MEDICAL CENTER			1	100%	1
WESTOX LABS		1			1
US LABORATORIES			1	100%	1
UF HEALTH NORTH JACKSONVILLE			1	100%	1
TMH EC NORTHEAST LABORATORY			1	100%	1
WALGREENS #03234		1			1
VIRGINIA DEPT OF HEALTH OFFICE OF EPIDEMIOLOGY			1	100%	1
UW MEDICINE VIROLOGY LAB			1	100%	1
LABCORP HOUSTON			1	100%	1
GREENTREE MEDICAL CENTER			1	100%	1
GOLDING-GRANADO MEDICAL ASSOCIATES		1			1
FLORIDA HOSPITAL WINTER GARDEN			1	100%	1
HENRY FORD WEST BLOOMFIELD HOSPITAL			1	100%	1
HEALGEN SCIENTIFIC			1	100%	1
HARLEM HOSPITAL CENTER		1			1
RIVERSIDE METHODIST HOSPITAL LAB			1	100%	1
REFERENCE LABORATORY			1	100%	1
QUEST DIAGNOSTICS INC		1			1
FLORIDA EPIDEMIOLOGY PROGRAM			1	100%	1
FHCP-ORANGE CITY			1	100%	1
SCIENTIA DIAGNOSTICS			1	100%	1
MAGNOLIA ADULT, LLC			1	100%	1
LUMICO LIFE INSURANCE COMPANY		1			1
LATE HOURS URGENT CARE			1	100%	1
MIAMI BEACH URGENT CARE			1	100%	1



# COVID-19: testing by laboratory

Data through Sep 16, 2020 verified as of Sep 17, 2020 at 09:25 AM

Data in this report are provisional and subject to change.

The numbers in the table below represent the number of Florida and non-Florida residents for whom test results were received by the Department of Health. A person can be tested by more than one laboratory and can have both positive and negative results. **Therefore, the sum of the numbers in each column will be larger than the total number of people tested.**

Reporting lab	Inconclusive	Negative	Positive	Percent positive	Total
METRO HEALTH HOSPITAL LABORATORY		1			1
MARCO ISLAND HOSPITAL INC D/B/A			1	100%	1
JOHN D. ARCHBOLD MEMORIAL HOSPITAL			1	100%	1
JACKSON CLINIC PA,THE			1	100%	1
HIGHLANDS CLINICAL LABORATORY			1	100%	1
LAKELAND MEDICAL CENTER			1	100%	1
LABCORP-PORT ST.LUCIE		1			1
KANSAS DEPARTMENT OF HEALTH			1	100%	1
PEACHEALTH LABORATORIES		1			1
LONGWOOD HEALTH AND REHABILITATION CENTER			1	100%	1
LIFELINK TRANSPLANT INSTITUTE LAB			1	100%	1
LABCORP LAFAYETTE		1			1
MARINA DEL REY HOSPITAL LAB			1	100%	1
MAIMONIDES MEDICAL CENTER		1			1
LUCID DIAGNOSTICS LABS			1	100%	1
ILLINOIS DEPT OF PUBLIC HEALTH LABS			1	100%	1
HORIZON MEDICAL CENTER			1	100%	1
HARTFORD HOSPITAL ANCILLARY LAB		1			1
LABCORP - HOLLYWOOD			1	100%	1
LABCORP - DAYTONA BEACH			1	100%	1
INSPIRIT SENIOR LIVING			1	100%	1
MILFORD REGIONAL HOSPITAL			1	100%	1
MERITUS MEDICAL CENTER			1	100%	1
MERCYONE DES MOINES MEDICAL CENTER			1	100%	1
NORTHWEST FLORIDA CLINICAL LAB			1	100%	1
MIZELL MEMORIAL HOSPITAL			1	100%	1
MISSOURI DEPARTMENT OF HEALTH AND SENIOR SERVICES - STATE PH LAB		1			1
MDS PHARMA SERVICES		1			1
MD NOW URGENT CARE CENTER INC.			1	100%	1
MARYLAND DEPARTMENT OF HEALTH AND MENTAL HYGIENE			1	100%	1
MERCY – NORTH IOWA			1	100%	1
MEMORIAL HEALTH UNIVERSITY MEDICAL CENTER			1	100%	1
MEDICAL CENTER OF CENTRAL GEORGIA			1	100%	1
MADISON COUNTY HEALTH DEPARTMENT		1			1
LAFAYETTE NURSING AND REHAB			1	100%	1
LABORATORY CORPORTATION OF AMERICA			1	100%	1
MEDONE URGENT CARE			1	100%	1
MC DIAGNOSTIC OF CONNECTICUT PC #459		1			1
MARION COUNTY HEALTH DEPARTMENT			1	100%	1
IGENEX INC		1			1
GIFFORD MEMORIAL HOSPITAL		1			1
FLORIDA HOSPITAL LAB			1	100%	1
LabCorp L#09258090 M#09258105			1	100%	1
LABCORP - JACKSONVILLE			1	100%	1
JEFFERSON WASHINGTON TOWNSHIP HOSPITAL		1			1
IN & OUT URGENT CARE METAIRIE			1	100%	1
HENRICO DOCTOR'S LABORATORY			1	100%	1

# COVID-19: testing by laboratory

Data through Sep 16, 2020 verified as of Sep 17, 2020 at 09:25 AM

Data in this report are provisional and subject to change.

The numbers in the table below represent the number of Florida and non-Florida residents for whom test results were received by the Department of Health. A person can be tested by more than one laboratory and can have both positive and negative results. **Therefore, the sum of the numbers in each column will be larger than the total number of people tested.**

Reporting lab	Inconclusive	Negative	Positive	Percent positive	Total
HAWAII DEPARTMENT OF HEALTH LAB			1	100%	1
KANA MEDICAL			1	100%	1
JS HEALTHCARE			1	100%	1
IVAN, MAYA			1	100%	1
NEW YORK CITY DEPARTMENT OF HEALTH			1	100%	1
MORTON PLANT			1	100%	1
MEDSTAR HEALTH URGENT CARE			1	100%	1
HAVASU REGIONAL MEDICAL CENTER			1	100%	1
HARMONY CLINIC			1	100%	1
FLORIDA HOSPITAL LAKE MARY		1			1
FLORIDA DEPARTMENT OF HEALTH PALM BEACH COUNTY			1	100%	1
PALMETTO PRIMARY CARE PHYSICIANS			1	100%	1
PALM SPRINGS GENERAL HOSPITAL			1	100%	1
OAKWOOD HOSPITAL - SOUTHSORE			1	100%	1
PENINSULA REGIONAL MED CTR LAB			1	100%	1
PEDIATRIC ASSOCIATES - JACKSONVILLE			1	100%	1
PALOS COMMUNITY HOSPTAL LABORATORY			1	100%	1
NAVAL BRANCH MEDICAL CLINIC			1	100%	1
MONROE COUNTY HEALTH DEPARTMENT			1	100%	1
MID-HUDSON VALLEY DIVISION OF WESTCHESTER MEDICAL		1			1
NOT GIVEN			1	100%	1
NORTH BROWARD MEDICAL CENTER			1	100%	1
NEW YORK UNIVERSITY MEDICAL CENTER			1	100%	1
RHEA MEDICAL CENTER		1			1
RENOWN REGIONAL MEDICAL CENTER			1	100%	1
REMISE OCCUPATIONAL HEALTH SOLUTIONS INC			1	100%	1
SOFTLAB			1	100%	1
SEA LEVEL LABS			1	100%	1
RIDGEWOOD DIAGNOSTIC LABORATORY			1	100%	1
PRIME CARE FAMILY MEDICINE			1	100%	1
PRACTITIONERS IN MOTION			1	100%	1
POMONA VALLEY COMMUNITY HOSPITAL			1	100%	1
REGIONAL MEDICAL LABORATORY			1	100%	1
RAINY LAKE MEDICAL CENTER			1	100%	1
PROPATH			1	100%	1
<b>Total</b>	<b>40,171</b>	<b>6,095,243</b>	<b>868,101</b>	<b>12%</b>	<b>7,003,515</b>