

COVID-19: summary of persons monitored, persons tested, and cases

Data through Sep 10, 2020 verified as of Sep 11, 2020 at 09:25 AM

Data in this report are provisional and subject to change.

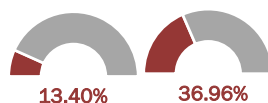
Monitored persons: people the Florida Department of Health was notified of for possible monitoring because they are a contact of a case, traveled from China, or were identified by the Centers for Disease Control and Prevention (CDC) as a part of an airline/ship contact investigation

Total reports	226,476
Total persons of high, medium, or unknown risk	222,820
High/medium/unknown risk still being monitored	16,588

Persons tested: Includes PCR and antigen test results received by the Department of Health from the state public health laboratory (BPHL), as well as commercial and hospital laboratories

	Florida residents	Non-Florida residents
Total tested	4,863,570	20,210
Positive	650,922	7,459
Negative	4,205,652	12,723
Inconclusive	6,996	28
Awaiting testing	3,587	30

Cumulative percent positivity (based on positive and negative results from March 1 - present)



Cases: people with positive PCR or antigen test result

Total cases	658,381
Florida residents	650,922
Non-Florida residents	7,459
Type of testing	
Florida residents	650,922
Positive by BPHL/CDC	23,289
Positive by commercial/hospital lab	627,633
PCR positive	639,124
Antigen positive	11,798
Non-Florida residents	7,459
Positive by BPHL/CDC	248
Positive by commercial/hospital lab	7,211
PCR positive	7,113
Antigen positive	346

Characteristics	
Florida residents hospitalized	41,021
Florida resident deaths	12,501
Non-Florida resident deaths	156

Hospitalized counts include anyone who was hospitalized at some point during their illness. It does not reflect the number of people currently hospitalized.

More information on deaths identified through death certificate data is available on the National Center for Health Statistics website at www.cdc.gov/nchs/nvss/vsrr/COVID19/index.htm.

Risk factors for Florida residents

Traveled	5,082
Contact with a known case	225,317
Traveled and contact with a known case	5,400
Neither	415,123
No travel and no contact	79,305
Travel is unknown	245,979
Contact is unknown	158,049
Contact is pending	160,468

Travel can be unknown and contact can be unknown or pending for the same case, these numbers will sum to more than the "neither" total.

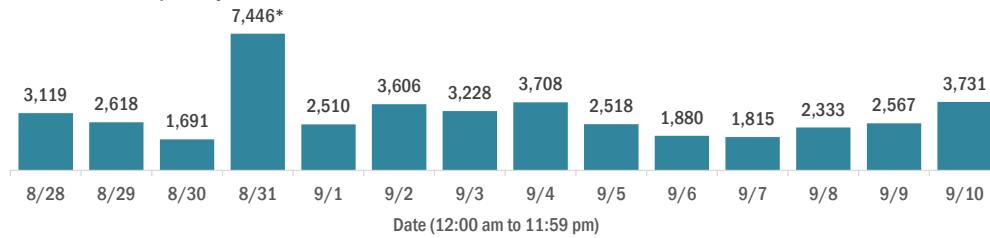
COVID-19: cases and laboratory testing over time

Data through Sep 10, 2020 verified as of Sep 11, 2020 at 09:25 AM

Data in this report are provisional and subject to change.

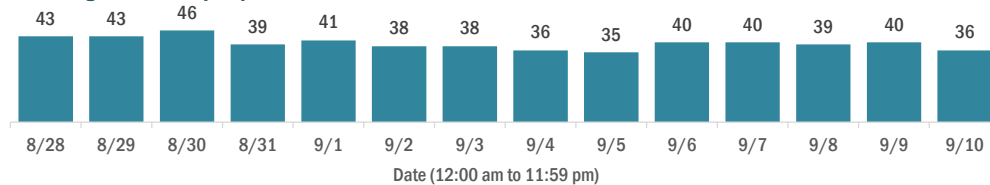
Cases in Florida residents per day for the past 2 weeks

Number of cases per day



* Includes a one-time historical data submission of 3,797 cases from a large laboratory. The number of new cases on 8/31 excluding the historical data submission was 3,649. See graph on next page for excess cases by specimen collection date.

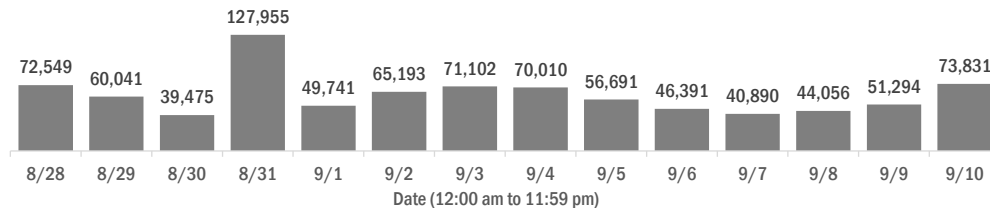
Median age of cases by day



Laboratory testing for Florida residents over the past 2 weeks

Number of Florida residents tested per day

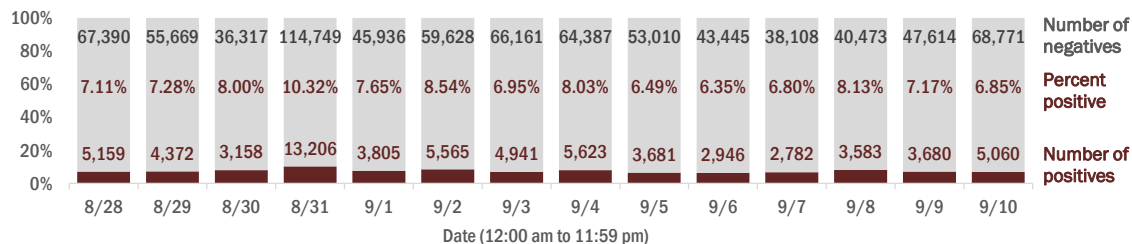
These counts include the number of people for whom the Department received PCR or antigen laboratory results by day. People tested on multiple days will be included for each day a new result was received. A person is only counted once for each day they are tested, regardless of whether multiple specimens are tested or multiple results are received.



Number and percent of Florida residents with positive test results

The percent of positive results ranged from 6.35% to 10.32% over the past 2 weeks and was 6.85% yesterday.

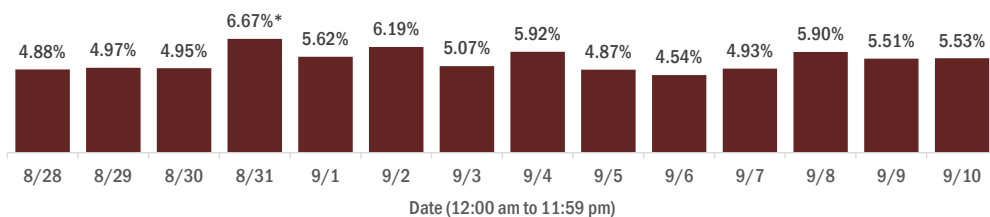
These counts include the number of people for whom the Department received PCR or antigen laboratory results by day. People tested on multiple days will be included for each day a new result was received. A person is only counted once for each day they are tested, regardless of whether multiple specimens are tested or multiple results are received. If a person has a positive specimen and a negative specimen in the same day, only the positive result is counted.



Percent positivity for new cases in Florida residents

The percent of positive results ranged from 4.54% to 6.67% over the past 2 weeks and was 5.53% yesterday.

This percent is the number of people who test PCR- or antigen-positive for the first time divided by all the people tested that day, excluding people who have previously tested positive.



* Includes a one-time historical data submission from a large laboratory. The percent positivity on 8/31 excluding the historical data submission was 5.58%. See graph on next page for excess cases by specimen collection date.

COVID-19: cases and laboratory testing over time

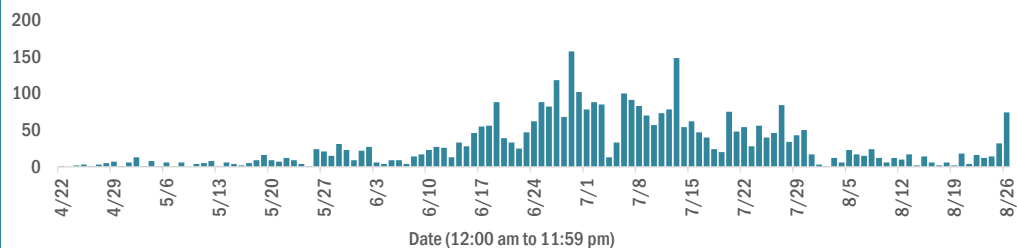
Data through Sep 10, 2020 verified as of Sep 11, 2020 at 09:25 AM

Data in this report are provisional and subject to change.

Excess cases counted on 8/31 by specimen collection date

Number of cases per day

On 8/31, the Department received a one-time historical data submission from a large laboratory resulting in 3,797 cases being created from specimens collected before 8/27. Below is the number of cases by the earliest specimen collection date.



COVID-19: characteristics of 650,922 Florida resident cases

Data through Sep 10, 2020 verified as of Sep 11, 2020 at 09:25 AM

Data in this report are provisional and subject to change.

Age group	Cases		Hospitalizations		Deaths	
0-4 years	11,144	2%	258	1%	0	0%
5-14 years	27,273	4%	234	1%	4	0%
15-24 years	99,758	15%	1,045	3%	29	0%
25-34 years	121,050	19%	2,320	6%	84	1%
35-44 years	105,668	16%	3,511	9%	220	2%
45-54 years	103,609	16%	5,219	13%	508	4%
55-64 years	84,984	13%	7,235	18%	1,358	11%
65-74 years	49,767	8%	8,046	20%	2,606	21%
75-84 years	28,813	4%	7,577	18%	3,632	29%
85+ years	16,937	3%	5,567	14%	4,060	32%
Unknown	1,919	0%	9	0%	0	0%
Total	650,922		41,021		12,501	

Gender	Cases	
Female	334,052	51%
Male	312,715	48%
Unknown	4,155	1%
Total	650,922	

Ethnicity	Cases		Hospitalizations		Deaths	
Hispanic	188,421	29%	12,176	30%	3,143	25%
Non-Hispanic	254,629	39%	26,181	64%	8,106	65%
Unknown	207,872	32%	2,664	6%	1,252	10%
Total	650,922		41,021		12,501	

Race and ethnicity	Cases		Hospitalizations		Deaths	
White	283,645	44%	24,606	60%	8,380	67%
Hispanic	123,716	19%	8,552	21%	2,428	19%
Non-Hispanic	137,861	21%	15,097	37%	5,448	44%
Unknown	22,068	3%	957	2%	504	4%
Black	101,385	16%	9,845	24%	2,404	19%
Hispanic	4,727	1%	423	1%	85	1%
Non-Hispanic	86,983	13%	9,105	22%	2,206	18%
Unknown	9,675	1%	317	1%	113	1%
Other race	85,999	13%	4,983	12%	1,053	8%
Hispanic	43,778	7%	2,844	7%	522	4%
Non-Hispanic	26,346	4%	1,852	5%	407	3%
Unknown	15,875	2%	287	1%	124	1%
Unknown race	179,893	28%	1,587	4%	664	5%
Hispanic	16,200	2%	357	1%	108	1%
Non-Hispanic	3,439	1%	127	0%	45	0%
Unknown	160,254	25%	1,103	3%	511	4%
Total	650,922		41,021		12,501	

Hospitalization counts include anyone who was hospitalized at some point during their illness. It does not reflect the number of people currently hospitalized. **Other race** includes any person with a race of American Indian/Alaskan native, Asian, native Hawaiian/Pacific Islander, or other.

COVID-19: deaths in Florida residents and staff of long-term care facilities

Data through Sep 10, 2020 verified as of Sep 11, 2020 at 09:25 AM

Data in this report are provisional and subject to change.

For current cases in residents or staff of long-term care facilities, please visit: <https://floridahealthcovid19.gov/>

County	Deaths		County	Deaths		County	Deaths	
Dade	753	15%	Jackson	58	1%	Okeechobee	10	0%
Palm Beach	517	10%	Indian River	54	1%	Gadsden	8	0%
Pinellas	490	9%	Clay	50	1%	Gilchrist	8	0%
Broward	374	7%	Hernando	49	1%	Calhoun	6	0%
Hillsborough	278	5%	Okaloosa	47	1%	Lafayette	6	0%
Polk	256	5%	Suwannee	46	1%	Jefferson	4	0%
Lee	239	5%	Osceola	43	1%	Baker	3	0%
Brevard	153	3%	St. Johns	29	1%	Taylor	3	0%
Sarasota	136	3%	Highlands	24	0%	Bradford	2	0%
St. Lucie	132	3%	Citrus	23	0%	Hardee	2	0%
Duval	130	3%	Bay	21	0%	Holmes	2	0%
Manatee	125	2%	Hendry	19	0%	Desoto	1	0%
Seminole	125	2%	Sumter	19	0%	Flagler	1	0%
Marion	111	2%	Alachua	17	0%	Gulf	1	0%
Volusia	107	2%	Leon	17	0%	Levy	1	0%
Orange	99	2%	Santa Rosa	16	0%	Monroe	1	0%
Escambia	96	2%	Columbia	15	0%	Total	5,166	
Pasco	93	2%	Walton	13	0%			
Collier	85	2%	Putnam	12	0%			
Martin	79	2%	Washington	12	0%			
Lake	66	1%	Madison	10	0%			
Charlotte	59	1%	Nassau	10	0%			

Note: cases are summarized by the county of usual residence. Residents and staff may be cases associated with facilities that are not in their county of usual residence, resulting in cases being included below for counties that do not have facilities with known cases.

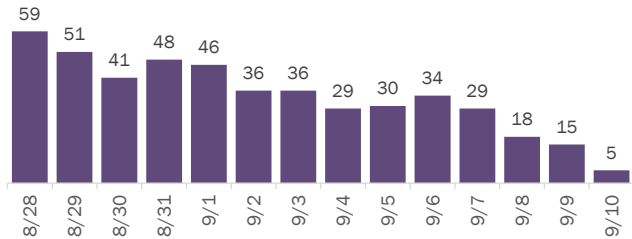
COVID-19: cases in Florida residents who have died

Data through Sep 10, 2020 verified as of Sep 11, 2020 at 09:25 AM

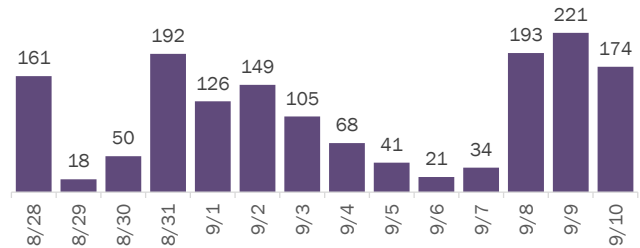
Data in this report are provisional and subject to change.

Demographics for all identified COVID-19 deaths: 12,501

Deaths by date of death



Deaths by date reported to the Department



Median age: 79 years

Age group	Deaths	Cases	Case fatality rate	Mortality rate per 100,000 population
0-4 years	0	11,144	0.0%	0.0
5-14 years	4	27,273	0.0%	0.2
15-24 years	29	99,758	0.0%	1.2
25-34 years	84	121,050	0.1%	3.0
35-44 years	220	105,668	0.2%	8.4
45-54 years	508	103,609	0.5%	18.2
55-64 years	1,358	84,984	1.6%	47.0
65-74 years	2,606	49,767	5.2%	107.4
75-84 years	3,632	28,813	12.6%	258.6
85+ years	4,060	16,937	24.0%	703.0
Unknown	0	1,919	0.0%	
Total	12,501	650,922	1.9%	57.9

Race	Deaths	Cases	Case fatality rate	Mortality rate per 100,000 population
White	8,380	283,645	3.0%	50.2
Black	2,404	101,385	2.4%	65.8
Other	1,053	85,999	1.2%	84.6
Unknown	664	179,893	0.4%	
Total	12,501	650,922	1.9%	57.9

Gender	Deaths	Cases	Case fatality rate	Mortality rate per 100,000 population
Female	5,548	334,052	1.7%	50.3
Male	6,943	312,715	2.2%	65.8
Unknown	10	4,155	0.2%	
Total	12,501	650,922	1.9%	57.9

Ethnicity	Deaths	Cases	Case fatality rate	Mortality rate per 100,000 population
Hispanic	3,143	188,421	1.7%	55.3
Non-Hispanic	8,106	254,629	3.2%	50.9
Unknown	1,252	207,872	0.6%	
Total	12,501	650,922	1.9%	57.9

Age group distribution for deaths reported since previous report, previous 2 weeks, and cumulatively

182 deaths reported since previous report		1,552 deaths reported from Aug 28 - Sep 10		12,501 deaths reported cumulatively	
0-4 years	0	0-4 years	0	0-4 years	0
5-14 years	0	5-14 years	0	5-14 years	4
15-24 years	0	15-24 years	2	15-24 years	29
25-34 years	2	25-34 years	12	25-34 years	84
35-44 years	2	35-44 years	12	35-44 years	220
45-54 years	3	45-54 years	52	45-54 years	508
55-64 years	17	55-64 years	178	55-64 years	1,358
65-74 years	20	65-74 years	311	65-74 years	2,606
75-84 years	35	75-84 years	454	75-84 years	3,632
85+ years	103	85+ years	532	85+ years	4,060
Unknown	0	Unknown	0	Unknown	0

COVID-19: cases in Florida residents who have died

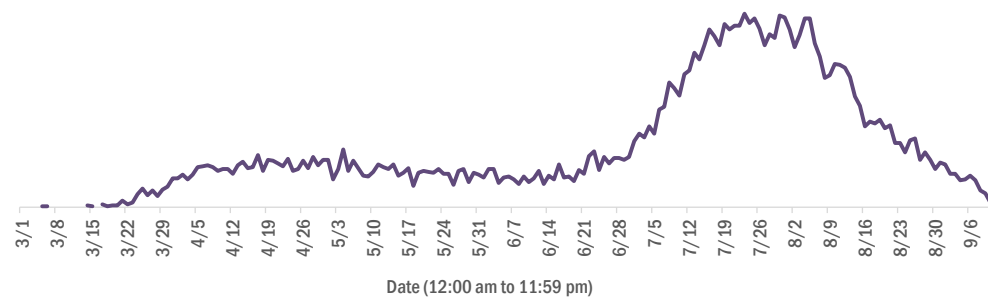
Data through Sep 10, 2020 verified as of Sep 11, 2020 at 09:25 AM

Data in this report are provisional and subject to change.

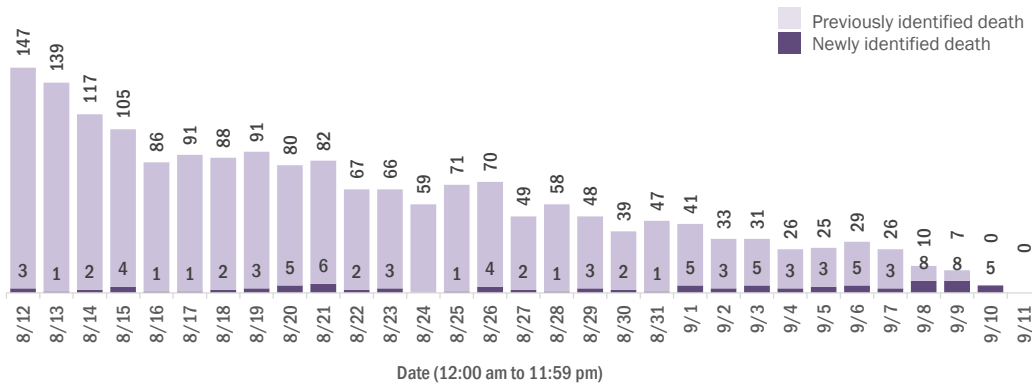
Deaths in Florida residents by date of death

12,501 deaths reported cumulatively, 182 deaths reported since previous report

March to present



Past 30 days



COVID-19: characteristics of 658,381 cases

Data through Sep 10, 2020 verified as of Sep 11, 2020 at 09:25 AM

Data in this report are provisional and subject to change.

Tables below include cases in Florida residents and non-Florida residents.

All 67 Florida counties have cases:

County	FL resident cases		Non-FL resident cases	Total cases	FL resident deaths	FL death rate
Dade	162,128	<div><div></div></div> 25%	1,247	163,375	2,836	1.7%
Broward	73,464	<div><div></div></div> 11%	620	74,084	1,276	1.7%
Palm Beach	43,323	<div><div></div></div> 7%	401	43,724	1,192	2.8%
Hillsborough	38,950	<div><div></div></div> 6%	188	39,138	584	1.5%
Orange	37,270	<div><div></div></div> 6%	431	37,701	405	1.1%
Duval	27,922	<div><div></div></div> 4%	308	28,230	319	1.1%
Pinellas	20,646	<div><div></div></div> 3%	149	20,795	698	3.4%
Lee	19,069	<div><div></div></div> 3%	301	19,370	447	2.3%
Polk	18,164	<div><div></div></div> 3%	64	18,228	483	2.7%
Collier	12,023	<div><div></div></div> 2%	109	12,132	192	1.6%
Escambia	10,726	<div><div></div></div> 2%	1,040	11,766	203	1.9%
Osceola	11,592	<div><div></div></div> 2%	92	11,684	136	1.2%
Manatee	10,689	<div><div></div></div> 2%	114	10,803	275	2.6%
Volusia	9,961	<div><div></div></div> 2%	66	10,027	205	2.1%
Marion	9,027	<div><div></div></div> 1%	16	9,043	235	2.6%
Leon	8,340	<div><div></div></div> 1%	249	8,589	44	0.5%
Seminole	8,457	<div><div></div></div> 1%	35	8,492	193	2.3%
Pasco	8,406	<div><div></div></div> 1%	58	8,464	195	2.3%
Brevard	7,836	<div><div></div></div> 1%	25	7,861	253	3.2%
Sarasota	7,471	<div><div></div></div> 1%	62	7,533	231	3.1%
St. Lucie	7,442	<div><div></div></div> 1%	27	7,469	256	3.4%
Lake	6,925	<div><div></div></div> 1%	47	6,972	140	2.0%
Alachua	5,943	<div><div></div></div> 1%	86	6,029	40	0.7%
Bay	5,533	<div><div></div></div> 1%	89	5,622	90	1.6%
Santa Rosa	5,037	<div><div></div></div> 1%	50	5,087	65	1.3%
St. Johns	4,720	<div><div></div></div> 1%	93	4,813	63	1.3%
Okaloosa	4,514	<div><div></div></div> 1%	37	4,551	94	2.1%
Martin	4,497	<div><div></div></div> 1%	30	4,527	126	2.8%
Clay	4,396	<div><div></div></div> 1%	15	4,411	85	1.9%
Columbia	3,472	<div><div></div></div> 1%	13	3,485	44	1.3%
Indian River	2,942	<div><div></div></div> 0%	20	2,962	104	3.5%
Charlotte	2,842	<div><div></div></div> 0%	7	2,849	123	4.3%
Hernando	2,825	<div><div></div></div> 0%	18	2,843	105	3.7%
Gadsden	2,567	<div><div></div></div> 0%	8	2,575	44	1.7%
Jackson	2,543	<div><div></div></div> 0%	22	2,565	73	2.9%

County	FL resident cases		Non-FL resident cases	Total cases	FL resident deaths	FL death rate
Suwannee	2,512	<div><div></div></div> 0%	17	2,529	64	2.5%
Citrus	2,403	<div><div></div></div> 0%	8	2,411	70	2.9%
Sumter	2,077	<div><div></div></div> 0%	9	2,086	60	2.9%
Hendry	2,006	<div><div></div></div> 0%	2	2,008	41	2.0%
Highlands	1,965	<div><div></div></div> 0%	9	1,974	70	3.6%
Putnam	1,918	<div><div></div></div> 0%	2	1,920	38	2.0%
Nassau	1,763	<div><div></div></div> 0%	128	1,891	29	1.6%
Walton	1,641	<div><div></div></div> 0%	149	1,790	22	1.3%
Monroe	1,749	<div><div></div></div> 0%	29	1,778	20	1.1%
Desoto	1,527	<div><div></div></div> 0%	3	1,530	23	1.5%
Flagler	1,490	<div><div></div></div> 0%	14	1,504	18	1.2%
Okeechobee	1,309	<div><div></div></div> 0%	4	1,313	20	1.5%
Baker	1,300	<div><div></div></div> 0%	1	1,301	7	0.5%
Taylor	1,236	<div><div></div></div> 0%	3	1,239	11	0.9%
Lafayette	1,219	<div><div></div></div> 0%	0	1,219	10	0.8%
Hardee	1,195	<div><div></div></div> 0%	7	1,202	9	0.8%
Washington	1,030	<div><div></div></div> 0%	11	1,041	18	1.7%
Unknown	172	<div><div></div></div> 0%	855	1,027	0	0.0%
Wakulla	988	<div><div></div></div> 0%	6	994	9	0.9%
Madison	959	<div><div></div></div> 0%	15	974	16	1.7%
Levy	954	<div><div></div></div> 0%	5	959	8	0.8%
Bradford	902	<div><div></div></div> 0%	1	903	6	0.7%
Gulf	845	<div><div></div></div> 0%	10	855	13	1.5%
Dixie	787	<div><div></div></div> 0%	1	788	5	0.6%
Union	779	<div><div></div></div> 0%	0	779	6	0.8%
Hamilton	742	<div><div></div></div> 0%	5	747	7	0.9%
Holmes	683	<div><div></div></div> 0%	13	696	5	0.7%
Calhoun	592	<div><div></div></div> 0%	1	593	9	1.5%
Franklin	570	<div><div></div></div> 0%	4	574	3	0.5%
Jefferson	519	<div><div></div></div> 0%	10	529	7	1.3%
Gilchrist	486	<div><div></div></div> 0%	0	486	12	2.5%
Liberty	472	<div><div></div></div> 0%	0	472	7	1.5%
Glades	470	<div><div></div></div> 0%	0	470	4	0.9%
Total	650,922		7,459	658,381	12,501	1.9%

COVID-19: characteristics of 650,922 Florida resident cases

Data through Sep 10, 2020 verified as of Sep 11, 2020 at 09:25 AM

Data in this report are provisional and subject to change.

The table below includes the cities and counties of residence for cases in Florida residents based on the patient's ZIP Code. Note that city is not always received as part of the initial notification and may be missing while the case is being investigated.

City and county	Cases
Miami, Dade	92,922
Orlando, Orange	27,753
Jacksonville, Duval	25,983
Tampa, Hillsborough	23,133
Hialeah, Dade	22,715
Fort Lauderdale, Broward	16,077
Hollywood, Broward	13,950
West Palm Beach, Palm Beach	10,822
Homestead, Dade	10,657
Kissimmee, Osceola	9,288
Naples, Collier	8,889
Pensacola, Escambia	8,611
Pompano Beach, Broward	8,462
Saint Petersburg, Pinellas	8,431
Tallahassee, Leon	7,971
Fort Myers, Lee	7,877
Bradenton, Manatee	7,297
Ocala, Marion	7,094
Boca Raton, Palm Beach	6,129
Lake Worth, Palm Beach	5,961
Lakeland, Polk	5,922
Sarasota, Sarasota	5,373
Gainesville, Alachua	4,814
Miramar, Broward	4,733
Miami Gardens, Dade	4,505
Cape Coral, Lee	4,479
Port Saint Lucie, St. Lucie	4,374
Clearwater, Pinellas	4,109
Boynton Beach, Palm Beach	3,865
Lehigh Acres, Lee	3,770
Panama City, Bay	3,590
Winter Haven, Polk	3,489
Lake City, Columbia	3,285
Coral Springs, Broward	3,283
Miami Beach, Dade	3,269
Delray Beach, Palm Beach	2,990
Sunrise, Broward	2,735
Davie, Broward	2,703
Milton, Santa Rosa	2,699
Miami Lakes, Dade	2,672
Missing, Broward	2,663
Fort Pierce, St. Lucie	2,657
Saint Augustine, St. Johns	2,525
Coral Gables, Dade	2,514
Plant City, Hillsborough	2,508
Brandon, Hillsborough	2,488
Riverview, Hillsborough	2,484
Apopka, Orange	2,366
Daytona Beach, Volusia	2,308
Melbourne, Brevard	2,302
Immokalee, Collier	2,286
Cutler Ridge, Dade	2,276
Largo, Pinellas	2,181
Stuart, Martin	2,121
Live Oak, Suwannee	2,101
Sanford, Seminole	2,097
Plantation, Broward	2,089
Vero Beach, Indian River	2,085

COVID-19: characteristics of 650,922 Florida resident cases

Data through Sep 10, 2020 verified as of Sep 11, 2020 at 09:25 AM

Data in this report are provisional and subject to change.

The table below includes the cities and counties of residence for cases in Florida residents based on the patient's ZIP Code. Note that city is not always received as part of the initial notification and may be missing while the case is being investigated.

City and county	Cases
Opa Locka, Dade	2,084
North Miami Beach, Dade	2,048
Deerfield Beach, Broward	2,040
Missing, Dade	2,028
Tamarac, Broward	2,025
Saint Cloud, Osceola	1,926
Jupiter, Palm Beach	1,903
Orange Park, Clay	1,901
Doral, Dade	1,849
New Port Richey, Pasco	1,847
Deltona, Volusia	1,754
Clermont, Lake	1,750
Weston, Broward	1,724
Palm Bay, Brevard	1,691
Margate, Broward	1,644
Palmetto, Manatee	1,588
Lake Worth Beach, Palm Beach	1,576
Fort Walton Beach, Okaloosa	1,535
Deland, Volusia	1,516
Spring Hill, Hernando	1,501
Port Charlotte, Charlotte	1,459
Coconut Creek, Broward	1,443
North Lauderdale, Broward	1,428
Davenport, Polk	1,408
Haines City, Polk	1,400
Palm Beach Gardens, Palm Beach	1,397
Hallandale, Broward	1,380
Winter Park, Orange	1,367
Altamonte Springs, Seminole	1,354
Arcadia, Desoto	1,350
Winter Garden, Orange	1,342
Ocoee, Orange	1,342
Oviedo, Seminole	1,313
North Miami, Dade	1,292
Okeechobee, Okeechobee	1,240
Bonita Springs, Lee	1,235
Quincy, Gadsden	1,197
Wellington, Palm Beach	1,188
Mayo, Lafayette	1,185
Land O Lakes, Pasco	1,183
Palm Harbor, Pinellas	1,177
Wesley Chapel, Pasco	1,163
Ruskin, Hillsborough	1,151
Leesburg, Lake	1,146
Royal Palm Beach, Palm Beach	1,143
Palm Coast, Flagler	1,141
Oakland Park, Broward	1,122
Perry, Taylor	1,118
Punta Gorda, Charlotte	1,077
Valrico, Hillsborough	1,071
Carol City, Dade	1,069
Lutz, Hillsborough	1,069
Pinellas Park, Pinellas	1,055
Clewiston, Hendry	1,048
Crossings, Dade	1,014
Pembroke Pines, Broward	1,005
Missing, Palm Beach	986
Middleburg, Clay	984
Longwood, Seminole	983

COVID-19: characteristics of 650,922 Florida resident cases

Data through Sep 10, 2020 verified as of Sep 11, 2020 at 09:25 AM

Data in this report are provisional and subject to change.

The table below includes the cities and counties of residence for cases in Florida residents based on the patient's ZIP Code. Note that city is not always received as part of the initial notification and may be missing while the case is being investigated.

City and county	Cases
Seminole, Pinellas	980
Brooksville, Hernando	970
Coconut Grove, Dade	961
Casselberry, Seminole	959
Indiantown, Martin	955
Belle Glade, Palm Beach	928
Wimauma, Hillsborough	928
Century, Escambia	925
Crestview, Okaloosa	913
Palatka, Putnam	911
North Port, Sarasota	896
Bartow, Polk	874
Ormond Beach, Volusia	873
Windermere, Orange	861
Cantonment, Escambia	855
Lynn Haven, Bay	852
Biscayne Park, Dade	851
Graceville, Jackson	831
Sebring, Highlands	828
Jacksonville Beach, Duval	827
Cocoa, Brevard	827
Florida City, Dade	815
Crawfordville, Wakulla	813
Key West, Monroe	810
Kissimmee, Polk	804
Auburndale, Polk	803
Chipley, Washington	798
Everglades National Park, Dade	791
Lake Mary, Seminole	781
Port Orange, Volusia	748
Lake Wales, Polk	731
Gulf Breeze, Santa Rosa	730
Dade City, Pasco	728
North Fort Myers, Lee	725
Tavares, Lake	718
Hudson, Pasco	714
Zephyrhills, Pasco	710
Panama City Beach, Bay	695
El Portal, Dade	685
Marianna, Jackson	683
Port Richey, Pasco	682
Venice, Sarasota	668
Sanderson, Baker	658
Starke, Bradford	654
Green Cove Springs, Clay	648
Labelle, Hendry	643
Fernandina Beach, Nassau	641
Navarre, Santa Rosa	634
Inverness, Citrus	629
Loxahatchee, Palm Beach	628
Tarpon Springs, Pinellas	625
Saint Johns, St. Johns	621
Riviera Beach, Palm Beach	619
Seffner, Hillsborough	608
Mulberry, Polk	607
Merritt Island, Brevard	606
Aventura, Dade	596
Cooper City, Broward	596
Destin, Okaloosa	589

COVID-19: characteristics of 650,922 Florida resident cases

Data through Sep 10, 2020 verified as of Sep 11, 2020 at 09:25 AM

Data in this report are provisional and subject to change.

The table below includes the cities and counties of residence for cases in Florida residents based on the patient's ZIP Code. Note that city is not always received as part of the initial notification and may be missing while the case is being investigated.

City and county	Cases
Avon Park, Highlands	584
Sarasota, Manatee	575
Ponte Vedra Beach, St. Johns	562
Orange City, Volusia	561
Niceville, Okaloosa	559
Holiday, Pasco	559
Defuniak Springs, Walton	557
Maitland, Orange	555
Coral, Dade	554
Madison, Madison	551
Eustis, Lake	548
Santa Rosa Beach, Walton	545
Fleming Island, Clay	544
Missing, Collier	543
Wauchula, Hardee	543
Uleta, Dade	543
Olympia Heights, Dade	541
Mount Dora, Lake	539
The Villages, Sumter	539
Lake Butler, Union	530
Winter Springs, Seminole	529
Missing, Hillsborough	523
Dover, Hillsborough	515
Key Biscayne, Dade	511
Palm City, Martin	510
Dunedin, Pinellas	509
New Smyrna Beach, Volusia	509
South Bay, Palm Beach	507
Jasper, Hamilton	506
Bonifay, Holmes	505
Titusville, Brevard	500
Missing, Duval	499
Dania, Broward	498
Rockledge, Brevard	494
Parrish, Manatee	486
Havana, Gadsden	486
Gibsonton, Hillsborough	483
Groveland, Lake	483
Wewahitchka, Gulf	479
Chattahoochee, Gadsden	467
Parkland, Broward	467
Pahokee, Palm Beach	460
Lantana, Palm Beach	460
Cross City, Dixie	459
Monticello, Jefferson	458
Esterro, Lee	458
Missing, Orange	452
Hobe Sound, Martin	440
Odessa, Hillsborough	433
Moore Haven, Glades	433
Missing, Santa Rosa	403
Pace, Santa Rosa	402
Palm Springs, Palm Beach	400
Lauderdale Lakes, Broward	399
South Miami, Dade	398
Fellsmere, Indian River	395
Maccleddy, Baker	394
Missing, St. Lucie	393
Crescent City, Putnam	392

COVID-19: characteristics of 650,922 Florida resident cases

Data through Sep 10, 2020 verified as of Sep 11, 2020 at 09:25 AM

Data in this report are provisional and subject to change.

The table below includes the cities and counties of residence for cases in Florida residents based on the patient's ZIP Code. Note that city is not always received as part of the initial notification and may be missing while the case is being investigated.

City and county	Cases
Wildwood, Sumter	391
Lithia, Hillsborough	387
Missing, Pasco	385
Missing, Polk	384
Coleman, Sumter	376
Blountstown, Calhoun	375
Bristol, Liberty	374
Debary, Volusia	373
Sun City Center, Hillsborough	371
Carrabelle, Franklin	369
Atlantic Beach, Duval	369
Oldsmar, Pinellas	367
Missing, St. Johns	366
Polk City, Polk	360
Alachua, Alachua	358
Missing, Volusia	356
Summerfield, Marion	353
Pinecrest, Dade	351
Lauderhill, Broward	348
North Palm Beach, Palm Beach	343
Frostproof, Polk	342
Yulee, Nassau	341
Lake Placid, Highlands	334
Bellevue, Marion	333
Crystal River, Citrus	328
Sweetwater, Dade	318
Apollo Beach, Hillsborough	313
Williston, Levy	307
Dunnellon, Marion	298
Fort Meade, Polk	298
Callahan, Nassau	297
Ellenton, Manatee	295
Ponte Vedra, St. Johns	291
Bowling Green, Hardee	291
Sebastian, Indian River	289
Wilton Manors, Broward	285
Homosassa, Citrus	281
Bushnell, Sumter	281
Trenton, Gilchrist	280
Fisher Island, Dade	280
Safety Harbor, Pinellas	279
Hilliard, Nassau	270
Missing, Hendry	270
Old Town, Dixie	266
Missing, Citrus	265
Lady Lake, Lake	265
Newberry, Alachua	262
Chiefland, Levy	257
Jensen Beach, Martin	257
Port Saint Joe, Gulf	254
Sneads, Jackson	251
Key Largo, Monroe	249
Missing, Marion	240
Malone, Jackson	239
Missing, Hernando	234
Mary Esther, Okaloosa	234
Lecanto, Citrus	229
Missing, Osceola	228
Shalimar, Okaloosa	225

COVID-19: characteristics of 650,922 Florida resident cases

Data through Sep 10, 2020 verified as of Sep 11, 2020 at 09:25 AM

Data in this report are provisional and subject to change.

The table below includes the cities and counties of residence for cases in Florida residents based on the patient's ZIP Code. Note that city is not always received as part of the initial notification and may be missing while the case is being investigated.

City and county	Cases
Mascotte, Lake	225
Freeport, Walton	223
Edgewater, Volusia	219
Missing, Brevard	217
Lake Alfred, Polk	214
Missing, Hardee	212
Southwest Ranches, Broward	209
Missing, Madison	209
Beverly Hills, Citrus	205
Thonotosassa, Hillsborough	204
Missing, Seminole	199
Missing, Highlands	198
Minneola, Lake	196
Palmetto Bay, Dade	193
Marathon, Monroe	192
Jacksonville, St. Johns	191
Belle Isle, Orange	191
Raiford, Union	190
Bronson, Levy	189
Marco Island, Collier	188
Oakland, Orange	184
Spring Hill, Pasco	184
Satellite Beach, Brevard	183
Keystone Heights, Clay	177
West Melbourne, Brevard	171
Cocoa Beach, Brevard	170
Dunnellon, Citrus	169
Citra, Marion	167
Neptune Beach, Duval	164
Glen Saint Mary, Baker	164
Missing, Martin	164
Missing, Nassau	163
Missing, Lake	163
Midway, Gadsden	163
Myakka City, Manatee	162
Missing, Sarasota	161
Fort White, Columbia	160
Missing, Indian River	159
Pierson, Volusia	159
Nokomis, Sarasota	158
Sorrento, Lake	157
Missing, Monroe	152
Missing, Desoto	151
Lake Park, Palm Beach	150
Cottdale, Jackson	148
Haverhill, Palm Beach	148
Bell, Gilchrist	147
Missing, Pinellas	146
Clearwater Beach, Pinellas	145
Missing, Okaloosa	145
Hernando, Citrus	144
Umatilla, Lake	143
Englewood, Charlotte	143
Jennings, Hamilton	143
Miramar Beach, Walton	142
High Springs, Alachua	142
Jay, Santa Rosa	141
Fruitland Park, Lake	140
Molino, Escambia	139

COVID-19: characteristics of 650,922 Florida resident cases

Data through Sep 10, 2020 verified as of Sep 11, 2020 at 09:25 AM

Data in this report are provisional and subject to change.

The table below includes the cities and counties of residence for cases in Florida residents based on the patient's ZIP Code. Note that city is not always received as part of the initial notification and may be missing while the case is being investigated.

City and county	Cases
Gulfport, Pinellas	138
De Leon Springs, Volusia	136
Edgewood, Orange	136
Indialantic, Brevard	134
Silver Springs, Marion	134
Zolfo Springs, Hardee	133
Holly Hill, Volusia	132
Tavernier, Monroe	131
Missing, Clay	129
Palm Beach, Palm Beach	127
Kenneth City, Pinellas	127
Bunnell, Flagler	123
Medley, Dade	122
Centerville, Leon	122
Branford, Suwannee	120
Bay Harbor Islands, Dade	118
South Daytona, Volusia	116
Oxford, Sumter	116
Youngstown, Bay	116
Alva, Lee	115
Englewood, Sarasota	115
Gretna, Gadsden	114
East Palatka, Putnam	114
Missing, Wakulla	113
Greenville, Madison	113
Missing, Flagler	113
Tequesta, Palm Beach	111
Florida State University, Leon	111
Trinity, Pasco	111
Flagler Beach, Flagler	110
Missing, Gulf	109
Missing, Gadsden	108
Montverde, Lake	108
Missing, Leon	108
Weeki Wachee, Hernando	105
Missing, Jackson	104
Archer, Alachua	102
Eagle Lake, Polk	102
Interlachen, Putnam	102
Lawtey, Bradford	102
Missing, Levy	100
Greenwood, Jackson	99
South Pasadena, Pinellas	99
Dundee, Polk	98
Altha, Calhoun	98
Missing, Lee	97
Ocklawaha, Marion	97
Baker, Okaloosa	92
Apalachicola, Franklin	92
Hiawassee, Orange	92
Hawthorne, Alachua	92
Gotha, Orange	92
O'Brien, Suwannee	92
Floral City, Citrus	91
Azalea Park, Orange	91
Rotunda West, Charlotte	90
White Springs, Hamilton	89
Mims, Brevard	88
Cape Canaveral, Brevard	88

COVID-19: characteristics of 650,922 Florida resident cases

Data through Sep 10, 2020 verified as of Sep 11, 2020 at 09:25 AM

Data in this report are provisional and subject to change.

The table below includes the cities and counties of residence for cases in Florida residents based on the patient's ZIP Code. Note that city is not always received as part of the initial notification and may be missing while the case is being investigated.

City and county	Cases
Missing, Washington	88
Missing, Bradford	87
Satsuma, Putnam	86
Fort Myers Beach, Lee	85
Missing, Sumter	84
Geneva, Seminole	83
Missing, Manatee	83
Webster, Sumter	83
Missing, Baker	83
Clair-Mel City, Hillsborough	83
Southport, Bay	82
Osprey, Sarasota	81
Lake Panasoffkee, Sumter	81
Chuluota, Seminole	80
Zellwood, Orange	79
Hastings, St. Johns	79
Missing, Calhoun	78
Melbourne Beach, Brevard	78
Vernon, Washington	76
Missing, Walton	75
Missing, Escambia	75
Melrose, Putnam	74
Ave Maria, Collier	74
Pomona Park, Putnam	74
Grand Island, Lake	72
Reddick, Marion	71
Grand Ridge, Jackson	71
Indian Harbour Beach, Brevard	69
Eastpoint, Franklin	68
Alford, Jackson	68
Mcdavid, Escambia	68
Lee, Madison	66
Lockhart, Orange	66
Avon Park, Polk	66
Missing, Taylor	66
Missing, Okeechobee	65
Indian Rocks Beach, Pinellas	64
Wellborn, Suwannee	63
Missing, Holmes	62
Missing, Suwannee	61
Fountain, Bay	61
San Antonio, Pasco	60
Mcalpin, Suwannee	58
Elkton, St. Johns	58
West Miami, Dade	57
Westville, Holmes	57
Anthony, Marion	56
Cloud Lake, Palm Beach	56
Morrison, Levy	56
Bay Lake, Orange	55
Temple Terrace, Hillsborough	55
Greenacres, Palm Beach	55
Eglin Air Force Base, Okaloosa	55
Mangonia Park, Palm Beach	55
Missing, Bay	55
Ponce De Leon, Holmes	55
Surfside, Dade	54
Missing, Gilchrist	54
Eatonville, Orange	54

COVID-19: characteristics of 650,922 Florida resident cases

Data through Sep 10, 2020 verified as of Sep 11, 2020 at 09:25 AM

Data in this report are provisional and subject to change.

The table below includes the cities and counties of residence for cases in Florida residents based on the patient's ZIP Code. Note that city is not always received as part of the initial notification and may be missing while the case is being investigated.

City and county	Cases
Astatula, Lake	54
Lakewood Ranch, Manatee	54
Islamorada, Monroe	54
Celebration, Osceola	53
Stock Island, Monroe	53
Weirsdale, Marion	52
Air Mail Facility, Dade	52
Viera, Brevard	51
Seville, Volusia	50
Missing, Liberty	50
Poinciana, Polk	49
Caryville, Washington	49
Bokeelia, Lee	49
Valparaiso, Okaloosa	49
Center Hill, Sumter	48
Juno Beach, Palm Beach	48
Sanibel, Lee	48
Bryceville, Nassau	48
Missing, Dixie	47
Citrus Springs, Citrus	47
Bal Harbour, Dade	46
Inlet Beach, Walton	46
Lake Hamilton, Polk	45
Howey-In-The-Hills, Lake	44
Hosford, Liberty	44
Micanopy, Alachua	43
Babson Park, Polk	42
Lake Helen, Volusia	42
Laurel Hill, Okaloosa	41
Malabar, Brevard	40
Sumterville, Sumter	40
Missing, Jefferson	40
Christmas, Orange	40
Steinhatchee, Taylor	40
Carrollwood, Hillsborough	39
Fort McCoy, Marion	39
Lauderdale By The Sea, Broward	38
Atlantis, Palm Beach	38
Hallandale Beach, Broward	38
Lady Lake, Sumter	38
Summerland Key, Monroe	38
Belleair, Pinellas	37
Cutler Bay, Dade	37
Missing, Union	36
Welaka, Putnam	36
Fern Park, Seminole	35
Missing, Franklin	35
Cinco Bayou, Okaloosa	34
Big Pine Key, Monroe	34
Holt, Okaloosa	33
Missing, Unknown	33
Missing, Alachua	33
Flemington, Marion	33
Princeton, Dade	33
San Mateo, Putnam	33
Osteen, Volusia	33
Madeira Beach, Pinellas	32
Canal Point, Palm Beach	32
Brooker, Bradford	32

COVID-19: characteristics of 650,922 Florida resident cases

Data through Sep 10, 2020 verified as of Sep 11, 2020 at 09:25 AM

Data in this report are provisional and subject to change.

The table below includes the cities and counties of residence for cases in Florida residents based on the patient's ZIP Code. Note that city is not always received as part of the initial notification and may be missing while the case is being investigated.

City and county	Cases
Yalaha, Lake	32
Greensboro, Gadsden	31
Hypoluxo, Palm Beach	30
The Villages, Lake	30
Astor, Lake	30
Saint James City, Lee	29
Destin, Walton	29
Felda, Hendry	29
Missing, Charlotte	29
Manalapan, Palm Beach	29
Sebastian, Brevard	28
Kendall, Dade	28
Dinsmore, Duval	27
Palm Beach Shores, Palm Beach	27
Sopchoppy, Wakulla	27
Bradenton Beach, Manatee	27
Odessa, Pasco	26
Altoona, Lake	26
Placida, Charlotte	26
Paisley, Lake	26
Ochopee, Collier	26
Clarksville, Calhoun	26
Golden Beach, Dade	26
Panacea, Wakulla	26
Patrick Air Force Base, Brevard	25
South Miami Heights, Dade	25
Belleair Beach, Pinellas	25
Missing, Lafayette	25
Grant-Valkaria, Brevard	25
Waldo, Alachua	25
Callaway, Bay	24
Holmes Beach, Manatee	24
Campbellton, Jackson	24
Longboat Key, Manatee	24
Naranja, Dade	24
Oak Hill, Volusia	24
Unknown, Orange	24
Ponce Inlet, Volusia	23
Jupiter, Martin	23
Bascom, Jackson	23
Village Of Wellington, Palm Beach	23
Kindred, Osceola	23
Sunny Isles Beach, Dade	23
Inglis, Levy	23
Lehigh, Lee	22
Baldwin, Duval	22
Florahome, Putnam	22
Florida Dept Of Corrections, Union	22
Fruit Cove, St. Johns	22
Matlacha, Lee	21
Lamont, Jefferson	21
Palma Ceia, Hillsborough	21
Crystal Beach, Pinellas	21
Missing, Putnam	20
Pinetta, Madison	20
Hampton, Bradford	20
Singer Island, Palm Beach	20
Miami Springs, Dade	19
Highland Beach, Palm Beach	19

COVID-19: characteristics of 650,922 Florida resident cases

Data through Sep 10, 2020 verified as of Sep 11, 2020 at 09:25 AM

Data in this report are provisional and subject to change.

The table below includes the cities and counties of residence for cases in Florida residents based on the patient's ZIP Code. Note that city is not always received as part of the initial notification and may be missing while the case is being investigated.

City and county	Cases
Georgetown, Putnam	19
Hollister, Putnam	18
Sewalls Point, Martin	18
West Panama City Beach, Bay	18
Waverly, Polk	18
Hialeah Gardens, Dade	17
Tice, Lee	17
Walnut Hill, Escambia	17
Fort Denaud, Hendry	16
Ona, Hardee	16
Harmony, Osceola	16
University Of Central Florida, Orange	16
Okahumpka, Lake	16
Winter Park, Seminole	16
Pensacola Beach, Santa Rosa	16
University Of Fl, Alachua	16
Alafaya, Orange	16
Barefoot Bay, Brevard	15
Kissimmee, Orange	15
Missing, Glades	15
Lighthouse Point, Broward	15
North Bay Village, Dade	15
Tierra Verde, Pinellas	15
Missing, Columbia	15
Saint Pete Beach, Pinellas	15
West Park, Broward	15
Eaton Park, Polk	15
Santa Fe, Alachua	15
Terra Ceia, Manatee	15
Balm, Hillsborough	14
Village Of Palmetto Bay, Dade	14
Dania Beach, Broward	14
Miami Shores, Dade	14
Bay Pines, Pinellas	14
Sydney, Hillsborough	13
North Redington Beach, Pinellas	13
Miami, Unknown	13
Intercession City, Osceola	13
Tangerine, Orange	13
Nocatee, Desoto	13
Sun City, Hillsborough	13
Ocean Ridge, Palm Beach	13
Lorida, Highlands	13
University Of Miami, Dade	13
Goulds, Dade	12
Kenansville, Osceola	12
Tioga, Alachua	12
Palm Shores, Brevard	12
La Crosse, Alachua	12
Bagdad, Santa Rosa	12
Kinard, Calhoun	12
Mexico Beach, Bay	12
Bellview, Escambia	12
Tyndall Air Force Base, Bay	12
Labelle, Glades	11
Palmdale, Glades	11
Orange Lake, Marion	11
Treasure Island, Pinellas	11
Homosassa Springs, Citrus	10

COVID-19: characteristics of 650,922 Florida resident cases

Data through Sep 10, 2020 verified as of Sep 11, 2020 at 09:25 AM

Data in this report are provisional and subject to change.

The table below includes the cities and counties of residence for cases in Florida residents based on the patient's ZIP Code. Note that city is not always received as part of the initial notification and may be missing while the case is being investigated.

City and county	Cases
Bayonet Point, Pasco	10
Key Colony Beach, Monroe	10
Lake Suzy, Desoto	10
Highland City, Polk	10
South Palm Beach, Palm Beach	10
Unknown, Dade	10
Florida State, Leon	10
Lutz, Pasco	10
Kathleen, Polk	10
Reunion, Osceola	9
North Venice, Sarasota	9
Buena Ventura Lakes, Osceola	9
Dowling Park, Suwannee	9
Enterprise, Volusia	9
Branford, Lafayette	9
University Of South Florida, Hillsborough	8
Hernando Beach, Hernando	8
Lacoochee, Pasco	8
Wabasso, Indian River	8
Cedar Key, Levy	8
Bradley, Polk	8
Plymouth, Orange	8
Paxton, Walton	8
Hialeah, Unknown	8
Horseshoe Beach, Dixie	8
Sparr, Marion	7
Penney Farms, Clay	7
Lake City, Suwannee	7
Loughman, Polk	7
Jacksonville, Unknown	7
Micco, Brevard	7
Lake Como, Putnam	7
Perdido Key, Escambia	7
Venus, Highlands	7
Wahneta, Polk	7
Perrine, Dade	7
Pasadena, Pinellas	7
Mcintosh, Marion	7
Heathrow, Seminole	7
Goodland, Collier	7
Eloise, Polk	7
Tallevast, Manatee	7
Gonzalez, Escambia	7
Aloma, Orange	7
F M, Lee	6
Steinhatchee, Dixie	6
Saint Marks, Wakulla	6
Psl, Unknown	6
Gulf Breeze, Escambia	6
Indian Lake Estates, Polk	6
Lulu, Columbia	6
Poinciana, Osceola	6
West Delray Beach, Palm Beach	6
New Smyrna, Volusia	6
Nichols, Polk	6
Candler, Marion	6
Hallandale Beach, Broward	6
Florida A And M University, Leon	6
Palma Sola, Manatee	6

COVID-19: characteristics of 650,922 Florida resident cases

Data through Sep 10, 2020 verified as of Sep 11, 2020 at 09:25 AM

Data in this report are provisional and subject to change.

The table below includes the cities and counties of residence for cases in Florida residents based on the patient's ZIP Code. Note that city is not always received as part of the initial notification and may be missing while the case is being investigated.

City and county	Cases
South Fort Myers, Lee	6
Ponce De Leon, Walton	5
Maitland, Seminole	5
Hurlburt Field, Okaloosa	5
Homeland, Polk	5
Trilby, Pasco	5
Murdock, Charlotte	5
Woodville, Leon	5
Yankeetown, Levy	5
Long Boat Key, Manatee	5
Ebro, Washington	5
Bonifay, Washington	5
Boca Grande, Lee	5
Mango, Hillsborough	5
Parker, Bay	5
Shady Grove, Taylor	5
Lake Monroe, Seminole	5
Lowell, Marion	5
Ferndale, Lake	5
Miromar Lakes, Lee	5
Nobleton, Hernando	5
Northdale, Hillsborough	5
Port Saint John, Brevard	5
Altamonte Springs, Orange	5
Salt Springs, Marion	5
Rubonia, Manatee	5
University Of Tampa, Hillsborough	5
Earleton, Alachua	5
Ybor City, Hillsborough	4
White Springs, Columbia	4
Maxville, Duval	4
Gulf Hammock, Levy	4
Ft Pierce, St. Lucie	4
Durant, Hillsborough	4
Oneco, Manatee	4
City Of Sunrise, Broward	4
Evinston, Alachua	4
Fanning Springs, Gilchrist	4
Gulf Stream, Palm Beach	4
Graham, Bradford	4
Hollywood, Unknown	4
International Service Center, Dade	4
Apopka, Seminole	4
Little Torch Key, Monroe	4
Laud-By-The-Sea, Broward	4
Hawthorne, Putnam	4
Saint Lucie West, St. Lucie	4
Siesta Key, Sarasota	4
Quail Heights, Dade	4
Ridge Manor, Pasco	4
The Villages, Marion	4
Pembroke Park, Broward	4
Mayport, Duval	4
Buckingham, Lee	4
Cortez, Manatee	4
Alturas, Polk	4
Westlake, Palm Beach	4
Wausau, Washington	4
Redington Shores, Pinellas	4

COVID-19: characteristics of 650,922 Florida resident cases

Data through Sep 10, 2020 verified as of Sep 11, 2020 at 09:25 AM

Data in this report are provisional and subject to change.

The table below includes the cities and counties of residence for cases in Florida residents based on the patient's ZIP Code. Note that city is not always received as part of the initial notification and may be missing while the case is being investigated.

City and county	Cases
Cudjoe Key, Monroe	4
Fort Charlotte, Charlotte	4
Anna Maria, Manatee	4
Long Key, Monroe	4
Missing, Hamilton	4
Margate, Unknown	3
Lealman, Pinellas	3
Port Salerno, Martin	3
Bayshore Gardens, Manatee	3
Cottondale, Washington	3
Crystal Springs, Pasco	3
Daytona Beach Shores, Volusia	3
Deer Island, Lake	3
Duette, Manatee	3
East Lake, Marion	3
Everglades City, Collier	3
Eglin, Okaloosa	3
Grove City, Charlotte	3
Telogia, Liberty	3
Saint George Island, Franklin	3
Davenport, Osceola	3
Champions Gate, Polk	3
Chokoloskee, Collier	3
Bostwick, Putnam	3
Forest City, Orange	3
Fort Ogden, Desoto	3
Lanark Village, Franklin	3
Goldenrod, Seminole	3
Green Acres, Palm Beach	3
Florida Gulf Coast Univ, Lee	3
Florence Villa, Polk	3
Graceville, Holmes	3
Pine Hills, Orange	3
Ponte Vedra, Duval	3
Trenton, Levy	3
University Park, Manatee	3
Orlando, Unknown	3
Indian Shores, Pinellas	3
Lynbrook, Broward	3
Jensen Beach, St. Lucie	3
Belleair Bluffs, Pinellas	3
Captiva, Lee	3
Fairfield, Marion	3
Fort Lauderdale, Unknown	3
Indian River Shores, Indian River	3
Fpo, Duval	3
Elfers, Pasco	3
Cypress Gardens, Polk	3
Braden River, Manatee	3
Mayport Naval Housing, Duval	3
Mount Plymouth, Lake	3
Salem, Taylor	3
Univ Of FI Student Dorms, Alachua	3
Vernon, Bay	3
Westchase, Hillsborough	3
Celebration, Orange	3
Florida International University, Dade	3
Basinger, Okeechobee	3
Haines City, Orange	3

COVID-19: characteristics of 650,922 Florida resident cases

Data through Sep 10, 2020 verified as of Sep 11, 2020 at 09:25 AM

Data in this report are provisional and subject to change.

The table below includes the cities and counties of residence for cases in Florida residents based on the patient's ZIP Code. Note that city is not always received as part of the initial notification and may be missing while the case is being investigated.

City and county	Cases
El Jobean, Charlotte	3
Leisure City, Dade	3
Lauderhill, Unknown	3
Point Washington, Walton	3
Roseland, Indian River	3
Orlando, Osceola	3
West Palm Beach, Unknown	3
Saint Leo, Pasco	3
Glenwood, Volusia	3
Clarcona, Orange	3
Stetson University, Volusia	3
Sugarloaf, Monroe	3
Pensacola, Unknown	3
Pine Castle, Orange	3
Ozona, Pinellas	3
San Carlos Park, Lee	3
Morriston, Marion	3
Lakeshore, Polk	3
Miami Gardens, Unknown	3
Mesa, Unknown	2
Longboat Key, Sarasota	2
Ormond Beach, Flagler	2
Shady Hills, Pasco	2
Pompano Beach, Unknown	2
Sorrento, Orange	2
Jacksonville Naval Hospital, Duval	2
Bayou George, Bay	2
Champions Gate, Osceola	2
Clewiston, Palm Beach	2
Nalcrest, Polk	2
Unknown, Seminole	2
Cypress, Jackson	2
Deerfield Beach, Unknown	2
Florida State Univ Admin, Leon	2
Miccosukee, Leon	2
Milligan, Okaloosa	2
Lamont, Taylor	2
Sand Lake, Orange	2
Sugarloaf Key, Monroe	2
Mount Dora, Orange	2
Miramar, Unknown	2
Miami, Martin	2
Mayport Naval Station, Duval	2
Lake Butler, Bradford	2
Jonesville, Alachua	2
At Large, Broward	2
Citrus Hills, Citrus	2
Dade City, Hernando	2
Virginia Gardens, Dade	2
Wakulla Springs, Wakulla	2
Union Park, Orange	2
St Cloud, Orange	2
Samoset, Manatee	2
Sarasota, Unknown	2
Orange Springs, Marion	2
Oakland Park, Unknown	2
Holder, Citrus	2
Brooksville, Pasco	2
Archer, Levy	2

COVID-19: characteristics of 650,922 Florida resident cases

Data through Sep 10, 2020 verified as of Sep 11, 2020 at 09:25 AM

Data in this report are provisional and subject to change.

The table below includes the cities and counties of residence for cases in Florida residents based on the patient's ZIP Code. Note that city is not always received as part of the initial notification and may be missing while the case is being investigated.

City and county	Cases
Loxahatchee Groves, Palm Beach	2
Hallandale Beach, Unknown	2
None, Dade	2
Upper Key Largo, Monroe	2
Valkaria, Brevard	2
Port Charlotte, Unknown	2
River Ranch, Polk	2
Ramrod Key, Monroe	2
West Bradenton, Manatee	2
Tampa, Pinellas	2
Sunny Hills, Washington	2
Switzerland, St. Johns	2
Oklawaha, Marion	2
Ludlam, Dade	2
Laurel, Sarasota	2
Grandin, Putnam	2
Doctors Inlet, Clay	2
Hollywood, Dade	2
Inlet Beach, Bay	2
Jacksonville, Clay	2
Watersound, Walton	2
White City, Gulf	2
Lake Harbor, Palm Beach	2
Orlando, Brevard	2
Scottsmoor, Brevard	2
Homeless, Dade	2
Florida Power & Light Co, Dade	2
Gibsonia, Polk	2
Destin, Unknown	2
Bonita Springs, Collier	2
Redington Beach, Pinellas	2
Madison, Unknown	2
Town N Country, Hillsborough	2
University Of Central Fl, Orange	2
Wewahitchka, Calhoun	2
Winterpark, Unknown	1
Unknown Out Of Area, Duval	1
Valrico, Orange	1
Mc Dade, Broward	1
Melrose, Bradford	1
Miamt, Dade	1
Mid Florida, Seminole	1
Live Oak, Columbia	1
Lauderdale Hill, Unknown	1
Jacksonville, Dade	1
Innovation, Pasco	1
Pt St Lucie, St. Lucie	1
Tampa, Orange	1
Orlando, Orange	1
Palm City, Unknown	1
Ocala, Unknown	1
Ocean Breeze, Martin	1
N/A, Duval	1
Bryn Mawr, Palm Beach	1
Apopka, Unknown	1
Alligator Point, Wakulla	1
Amelia City, Nassau	1
Fortlauderdale, Unknown	1
Ft Pierce, Unknown	1

COVID-19: characteristics of 650,922 Florida resident cases

Data through Sep 10, 2020 verified as of Sep 11, 2020 at 09:25 AM

Data in this report are provisional and subject to change.

The table below includes the cities and counties of residence for cases in Florida residents based on the patient's ZIP Code. Note that city is not always received as part of the initial notification and may be missing while the case is being investigated.

City and county	Cases
Garland, Orange	1
Eustic, Unknown	1
Everett, Dade	1
Fl State Lot, Leon	1
Hickory, Lee	1
Hialeah, Broward	1
Hallandale Ben, Unknown	1
Greenacres, Unknown	1
Sea Ranch Lakes, Broward	1
Seminole, Orange	1
Sumatra, Liberty	1
Wimauma, Manatee	1
Palm Coast, Orange	1
Saint Petersburg, Dade	1
San Pedro Sula, Dade	1
Rosemary Beach, Bay	1
Saint Cloud, Orange	1
Port Charlotte Fl, Unknown	1
Opa Locka, Unknown	1
Orange, Orange	1
Orl, Orange	1
Green, Clay	1
Grand Island, Unknown	1
Hialeah, Unknown	1
Holt, Unknown	1
Los Angeles, Polk	1
Miami Granders, Dade	1
Fwb, Unknown	1
Gastonia, Polk	1
Deltona , Volusia	1
Brewton, Escambia	1
Bartow, Unknown	1
Boca Rotan, Unknown	1
Caryville, Holmes	1
Cassadaga, Volusia	1
Casselberry, Orange	1
Crestview, Dade	1
Dania, Unknown	1
Darien, Pasco	1
Wesley Chapel, Alachua	1
Worthington Springs, Union	1
Tewksbury, Orange	1
Weston, Dade	1
Kissimmee, Brevard	1
Fort Pierce, Martin	1
Hispanic, St. Lucie	1
Fl, Dade	1
Fellsmee, Brevard	1
Esterro, Collier	1
Dade City, Hillsborough	1
Dallas, Lee	1
Deland, Lake	1
Clermont, Orange	1
Clermont, Polk	1
99, Unknown	1
Celeste, Broward	1
Boca Raton, Unknown	1
Beverly Beach, Flagler	1
Aollywoss, Dade	1

COVID-19: characteristics of 650,922 Florida resident cases

Data through Sep 10, 2020 verified as of Sep 11, 2020 at 09:25 AM

Data in this report are provisional and subject to change.

The table below includes the cities and counties of residence for cases in Florida residents based on the patient's ZIP Code. Note that city is not always received as part of the initial notification and may be missing while the case is being investigated.

City and county	Cases
Lecanto, Marion	1
Olustee, Baker	1
Opalocka, Dade	1
Okeechobee, St. Lucie	1
Miamf, Dade	1
Tampa Palms, Hillsborough	1
South Daytona Beach, Volusia	1
San Antonio, Unknown	1
Tarpon Springs, Pasco	1
Unknown, Columbia	1
Pine Ridge, Citrus	1
Pineland, Lee	1
Riverview, Unknown	1
West Villages, Sarasota	1
Wintergarden, Orange	1
Seven Springs, Pasco	1
Saint Augusaintine Beach, St. Johns	1
Saint Augustine Beach, St. Johns	1
Port Everglades, Broward	1
Putnam Hall, Putnam	1
Port Saint Lucie, Martin	1
Washington, Unknown	1
Unkown, Seminole	1
Tallahassee, Unknown	1
South Miami, Unknown	1
Newark, Broward	1
Niceville, Walton	1
Mount Pleasant, Gadsden	1
Palm City, St. Lucie	1
Orlando, Lake	1
Middlesburg, Duval	1
Miami, Palm Beach	1
Harrison, Pinellas	1
Hailandale, Unknown	1
Immokalee, Lee	1
Homeless, Polk	1
Jupiter, Duval	1
Lake Geneva, Clay	1
Boca Raton, Orange	1
Bonita Beach, Lee	1
Fort Myers, Unknown	1
Fort Pierce, Unknown	1
Coconut Creek, Unknown	1
Davenport, Orange	1
Hillsboro Beach, Broward	1
Greenville, Taylor	1
Indian Rock Beach, Pinellas	1
Island Grove, Alachua	1
Jupiter Inlet, Palm Beach	1
Lauderdale Lakes, Unknown	1
Kilgore, Dade	1
Metter, Manatee	1
Mexico Beach, Gulf	1
Miami Dade, Unknown	1
Babcock Ranch, Lee	1
Dade City, Unknown	1
Crestview, Walton	1
Fellsmere, Brevard	1
Fernandina, Nassau	1

COVID-19: characteristics of 650,922 Florida resident cases

Data through Sep 10, 2020 verified as of Sep 11, 2020 at 09:25 AM

Data in this report are provisional and subject to change.

The table below includes the cities and counties of residence for cases in Florida residents based on the patient's ZIP Code. Note that city is not always received as part of the initial notification and may be missing while the case is being investigated.

City and county	Cases
Fl State Univ Student, Leon	1
Okeechobee, Martin	1
Okeechobi, Unknown	1
Orlando, Manatee	1
North Lauderdale, Unknown	1
North Porte, Unknown	1
Notrealville, Polk	1
North Port, Manatee	1
Mount, Lake	1
Miami, Broward	1
Miamksaohes, Dade	1
Seacrest, Walton	1
San Fernando, Unknown	1
San Marcos, Unknown	1
Pooler, Broward	1
Panomo City, Bay	1
Pensacola, Dade	1
Twentynine Palms, Broward	1
Sunrise, Unknown	1
Suwannee, Dixie	1
Syracuse, Unknown	1
Seguin, Unknown	1
Unknown, Manatee	1
Windermere, Unknown	1
Xifamk, Dade	1
East Rockland Key, Monroe	1
Fort Lauderdale, Dade	1
Austin, Dade	1
Boys Ranch, Suwannee	1
Apo, Collier	1
Arcadia, Unknown	1
Astor, Volusia	1
Big Torch Key, Monroe	1
Bonifay, Unknown	1
Julington Creek, St. Johns	1
Lake Worth, Unknown	1
Jena, Taylor	1
Marathon Shores, Monroe	1
Mims, Volusia	1
Laurel Hill, Walton	1
Litchfield Park, Unknown	1
Na, Dade	1
Okeechobee, Highlands	1
Orange Park, Duval	1
Orlando, Hillsborough	1
Palatka, Marion	1
Pensacola Naval Hospital, Escambia	1
Port St Luice, Unknown	1
Port St. Lucie, St. Lucie	1
Rices Landing, Dade	1
Seacrest, Bay	1
Stiamk, Dade	1
Tavares, Unknown	1
Temple, Palm Beach	1
Unknown, Duval	1
Venice, Dade	1
West Hollywood, Broward	1
Weston, Unknown	1
Winter Springs, Orange	1

COVID-19: characteristics of 650,922 Florida resident cases

Data through Sep 10, 2020 verified as of Sep 11, 2020 at 09:25 AM

Data in this report are provisional and subject to change.

The table below includes the cities and counties of residence for cases in Florida residents based on the patient's ZIP Code. Note that city is not always received as part of the initial notification and may be missing while the case is being investigated.

City and county	Cases
Layton, Monroe	1
Lakeland, Unknown	1
Hoclywsod, Dade	1
Kenilworth, Leon	1
Los Angeles, Dade	1
Mckinney, Broward	1
Miamc, Dade	1
Franklin, Unknown	1
Hallandale, Unknown	1
Homeless, Hillsborough	1
Homeless, Pinellas	1
Hutchinson Island, St. Lucie	1
Coconut Ck, Unknown	1
Carl Fisher, Dade	1
Brooklyn, Lee	1
Apollo Beach, Manatee	1
Alpharetta, Broward	1
Venetian Islands, Dade	1
Venice, Manatee	1
Tamarac, Dade	1
Unkn, Duval	1
Westville, Walton	1
Northport, Sarasota	1
Orl, Osceola	1
Other, Dade	1
Pass-A-Grille Beach, Pinellas	1
Pensacola Beach, Escambia	1
Rocky Point, Hillsborough	1
Rosemary Beach, Walton	1
Saint Johns, Duval	1
Cape Haze, Charlotte	1
Duck Key, Monroe	1
Davie, Unknown	1
Babcock Ranch, Charlotte	1
Alva, Escambia	1
Branford, Gilchrist	1
Jacksonville, Nassau	1
Kissimmee, Unknown	1
Homossa, Orange	1
Hosford, Calhoun	1
Indian Creek Village, Dade	1
Interlachen, Duval	1
Jacksonville Naval Air Station, Duval	1
Hialeahgardens, Dade	1
Sunrtise, Dade	1
Unk, Alachua	1
Unknown, Unknown	1
Punta Gorda, Unknown	1
Panama City, Unknown	1
Perth Amboy, Hillsborough	1
Sharpes, Brevard	1
Sanford, Orange	1
North Fort Myers, Charlotte	1
North Laud, Unknown	1
Oldsrav, Manatee	1
Monroe, Hillsborough	1
Lucedale, St. Lucie	1
Miramar, Dade	1
Watersound, Bay	1

COVID-19: characteristics of 650,922 Florida resident cases

Data through Sep 10, 2020 verified as of Sep 11, 2020 at 09:25 AM

Data in this report are provisional and subject to change.

The table below includes the cities and counties of residence for cases in Florida residents based on the patient's ZIP Code. Note that city is not always received as part of the initial notification and may be missing while the case is being investigated.

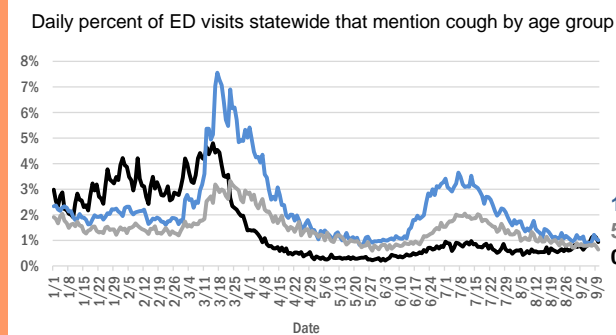
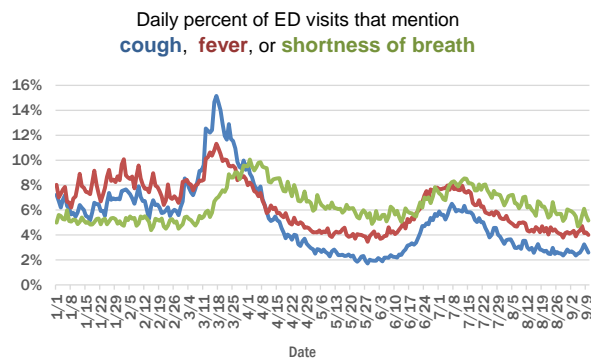
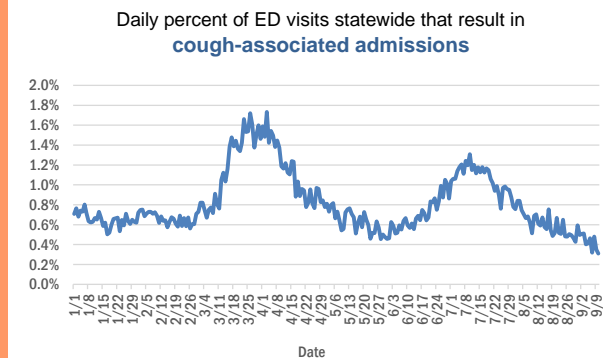
City and county	Cases
Vero Beach, Unknown	1
Wtixrat, Dade	1
Yeehaw, Okeechobee	1
Total	650,922

COVID-19: additional surveillance information

Data through Sep 10, 2020 verified as of Sep 11, 2020 at 09:25 AM

Data in this report are provisional and subject to change.

Statewide emergency department (ED) chief complaint and admission data



The Electronic Surveillance System for the Early Notification of Community-Based Epidemics (ESSENCE-FL) includes chief complaint data from 211 of 212 Florida EDs. Data are transmitted electronically to ESSENCE-FL daily or hourly.

COVID-19: All Florida residents with test results reported

Data through Sep 10, 2020 verified as of Sep 11, 2020 at 09:25 AM

Data in this report are provisional and subject to change.

The table below includes persons with laboratory results that the Department of Health has received electronically or by mail/fax for Florida residents.

County	Awaiting testing	Inconclusive	Negative	Positive	Percent positive	Total tested
Dade	494	2,015	687,922	162,128	19%	852,065
Broward	103	871	454,410	73,464	14%	528,745
Palm Beach	298	617	295,130	43,323	13%	339,070
Hillsborough	305	537	252,368	38,950	13%	291,855
Orange	398	303	288,661	37,270	11%	326,234
Duval	225	217	222,953	27,922	11%	251,092
Pinellas	9	136	182,901	20,646	10%	203,683
Lee	23	89	114,785	19,069	14%	133,943
Polk	72	104	104,194	18,164	15%	122,462
Collier	42	86	61,243	12,023	16%	73,352
Osceola	181	126	66,162	11,592	15%	77,880
Escambia	4	57	72,994	10,726	13%	83,777
Manatee	19	77	88,839	10,689	11%	99,605
Volusia	83	113	78,911	9,961	11%	88,985
Marion	20	109	57,570	9,027	14%	66,706
Seminole	85	71	71,314	8,457	11%	79,842
Pasco	128	57	74,403	8,406	10%	82,866
Leon	19	137	70,691	8,340	11%	79,168
Brevard	21	61	90,207	7,836	8%	98,104
Sarasota	16	56	80,407	7,471	8%	87,934
St. Lucie	260	55	47,680	7,442	13%	55,177
Lake	190	100	72,898	6,925	9%	79,923
Alachua	19	31	83,023	5,943	7%	88,997
Bay	16	68	26,501	5,533	17%	32,102
Santa Rosa	34	39	29,630	5,037	15%	34,706
St. Johns	45	32	45,935	4,720	9%	50,687
Okaloosa	26	48	30,030	4,514	13%	34,592
Martin	49	47	27,318	4,497	14%	31,862
Clay	17	26	38,906	4,396	10%	43,328
Columbia	6	56	12,653	3,472	21%	16,181
Indian River	49	18	29,667	2,942	9%	32,627
Charlotte	6	37	28,309	2,842	9%	31,188
Hernando	4	18	22,340	2,825	11%	25,183
Gadsden	5	39	13,081	2,567	16%	15,687
Jackson	21	12	13,288	2,543	16%	15,843
Suwannee	1	49	7,982	2,512	24%	10,543
Citrus	59	10	21,146	2,403	10%	23,559
Sumter	30	29	20,122	2,077	9%	22,228
Hendry		19	7,595	2,006	21%	9,620
Highlands	11	10	17,551	1,965	10%	19,526
Putnam	10	12	13,845	1,918	12%	15,775
Nassau	39	19	17,167	1,763	9%	18,949
Monroe	48	12	14,891	1,749	11%	16,652
Walton	1	36	10,190	1,641	14%	11,867
Desoto	6	8	9,058	1,527	14%	10,593
Flagler	10	16	16,967	1,490	8%	18,473
Okeechobee	3	15	8,926	1,309	13%	10,250

COVID-19: All Florida residents with test results reported

Data through Sep 10, 2020 verified as of Sep 11, 2020 at 09:25 AM

Data in this report are provisional and subject to change.

The table below includes persons with laboratory results that the Department of Health has received electronically or by mail/fax for Florida residents.

County	Awaiting testing	Inconclusive	Negative	Positive	Percent positive	Total tested
Baker	34	25	5,898	1,300	18%	7,223
Taylor	6	29	4,960	1,236	20%	6,225
Lafayette	3	12	1,392	1,219	46%	2,623
Hardee	3	9	6,200	1,195	16%	7,404
Washington	10	20	5,812	1,030	15%	6,862
Wakulla	3	37	8,481	988	10%	9,506
Madison	1	11	4,760	959	17%	5,730
Levy		8	6,900	954	12%	7,862
Bradford	2	20	5,345	902	14%	6,267
Gulf	2	5	4,693	845	15%	5,543
Dixie		12	4,256	787	16%	5,055
Union		19	8,656	779	8%	9,454
Hamilton	1	2	4,621	742	14%	5,365
Holmes	2	10	4,436	683	13%	5,129
Calhoun	1	10	4,184	592	12%	4,786
Franklin	6	6	4,203	570	12%	4,779
Jefferson		15	3,028	519	15%	3,562
Gilchrist	2	9	3,935	486	11%	4,430
Liberty			2,898	472	14%	3,370
Glades		1	849	470	36%	1,320
Unknown	1	36	7,381	172	2%	7,589
Total	3,587	6,996	4,205,652	650,922	13%	4,863,570

COVID-19: testing by laboratory

Data through Sep 10, 2020 verified as of Sep 11, 2020 at 09:25 AM

Data in this report are provisional and subject to change.

The numbers in the table below represent the number of Florida and non-Florida residents for whom test results were received by the Department of Health. A person can be tested by more than one laboratory and can have both positive and negative results. **Therefore, the sum of the numbers in each column will be larger than the total number of people tested.**

Reporting lab	Inconclusive	Negative	Positive	Percent positive	Total
LABORATORY CORPORATION OF AMERICA	1,465	848,710	114,385	12%	964,560
QUEST DIAGNOSTICS - TAMPA	7,079	793,941	115,527	13%	916,547
BIO REFERENCE LABORATORIES, INC	7,045	542,451	105,523	16%	655,019
GENETWORKX	662	390,617	32,868	8%	424,147
CURATIVE LABS	5,259	324,930	33,813	9%	364,002
REALTOX LABS LLC	3,218	253,442	44,201	15%	300,861
NORTHWEST LABORATORY	232	117,956	6,250	5%	124,438
ELABNETWORK	849	108,590	9,166	8%	118,605
ADVENT HEALTH LAB	112	101,338	14,153	12%	115,603
MEDICAL DIAGNOSTIC LABORATORIES	885	90,078	12,910	12%	103,873
MAKO GENOMICS	4,999	79,700	14,348	14%	99,047
KORVALABS, INC	1,213	87,823	4,459	5%	93,495
MAYO CLINIC LABORATORIES	212	72,026	7,497	9%	79,735
BIOCOLLECTIONS WORLDWIDE, INC	439	65,861	10,151	13%	76,451
MEMORIAL REGIONAL HOSPITAL SOUTH	20	57,003	13,618	19%	70,641
BAYCARE LABORATORIES LLC	366	62,782	5,961	9%	69,109
QUEST DIAGNOSTICS NICHOLS INSTITUTE, INC.	305	60,314	7,973	12%	68,592
BPHL-JACKSONVILLE	15	56,749	10,119	15%	66,883
SACRED HEART HOSPITAL LABORATORY	2	54,624	6,908	11%	61,534
RCA LABORATORY SERVICES, LLC		54,399	2,326	4%	56,725
ORLANDO REG MED CENTER CLINICAL LAB	510	49,433	5,959	11%	55,902
DIATHERIX LABORATORIES		43,425	6,205	13%	49,630
TAMPA GENERAL HOSPITAL	4	45,700	3,531	7%	49,235
UF PATHLABS	33	46,027	2,429	5%	48,489
Florida_Hospital	54	42,455	4,940	10%	47,449
BPHL-MIAMI	220	37,924	8,267	18%	46,411
TESTING MATTERS INC		39,936	5,181	11%	45,117
ARUP LABORATORIES		39,148	2,581	6%	41,729
VIRACOR-EUROFINS LABORATORIES		29,491	8,940	23%	38,431
SUNPATH MEDICAL DIAGNOSTICS LABORATORY	270	31,997	5,259	14%	37,526
JACKSON MEMORIAL HOSPITAL CLINICAL LAB	79	30,285	7,117	19%	37,481
BPHL-TAMPA (SPECTRUM BLVD)	45	31,915	5,364	14%	37,324
ST VINCENT'S MEDICAL CENTER - RIVERSIDE	1	29,175	3,510	11%	32,686
SHANDS AT THE UNIVERSITY OF FLORIDA	214	30,592	1,787	5%	32,593
AIT LABORATORIES		27,449	3,187	10%	30,636
LAKELAND REGIONAL MEDICAL CENTER	84	26,586	3,191	11%	29,861
IMPACT HEALTH BIOMETRIC TESTING, INC	266	25,817	3,350	11%	29,433
AMERICAN HEALTH ASSOCIATES	8	21,410	2,535	11%	23,953
CAPE CORAL HOSPITAL CLINICAL LABORATORY	1	18,511	3,213	15%	21,725
AKESOGEN		18,746	2,893	13%	21,639
WALGREENS	12	18,298	3,141	15%	21,451
TALLAHASSEE MEMORIAL HOSPITAL	85	17,811	2,155	11%	20,051
BROWARD GENERAL MEDICAL CENTER-CLINICAL LAB	2	16,888	2,141	11%	19,031
BAPTIST MEDICAL CENTER JACKSONVILLE	1	17,104	1,105	6%	18,210
BAPTIST HOSPITAL OF MIAMI CLINICAL LABORATORY	39	14,955	3,034	17%	18,028
SHANDS JACKSONVILLE MEDICAL CENTER INC	32	15,686	1,459	8%	17,177

COVID-19: testing by laboratory

Data through Sep 10, 2020 verified as of Sep 11, 2020 at 09:25 AM

Data in this report are provisional and subject to change.

The numbers in the table below represent the number of Florida and non-Florida residents for whom test results were received by the Department of Health. A person can be tested by more than one laboratory and can have both positive and negative results. **Therefore, the sum of the numbers in each column will be larger than the total number of people tested.**

Reporting lab	Inconclusive	Negative	Positive	Percent positive	Total
NIZNIK LAB CORP	348	11,349	5,049	30%	16,746
ADVENTHEALTH DAYTONA BEACH	27	14,313	1,088	7%	15,428
STATLAB_MOBILE	1	13,426	1,350	9%	14,777
APPLIED INGENUITY DIAGNOSTICS LLC		13,840	883	6%	14,723
SARASOTA MEMORIAL HOSPITAL MAIN LAB	12	13,500	1,106	8%	14,618
FLORIDA HOSPITAL - TAMPA	5	13,174	1,306	9%	14,485
ACCESS DX LABORATORY	148	11,810	1,452	11%	13,410
PALMETTO GENERAL HOSPITAL LAB	3	10,334	2,953	22%	13,290
ECCO LAB GROUP CO	280	9,994	2,831	22%	13,105
NAPLES COMMUNITY HOSPITAL	45	11,630	1,366	10%	13,041
ST JOSEPHS HOSPITAL LABORATORY	12	11,291	1,681	13%	12,984
MOUNT SINAI MEDICAL CENTER	6	11,441	1,318	10%	12,765
MILLENNIUM PHYSICIAN GROUP		10,600	2,007	16%	12,607
UNIVERSITY OF MIAMI HOSPITAL	10	10,609	1,760	14%	12,379
CLEVELAND CLINIC HOSPITAL LAB	4	11,132	1,196	10%	12,332
NICKLAUS CHILDREN'S HOSPITAL	40	10,007	2,264	18%	12,311
NORTH FLORIDA REGIONAL MEDICAL CENTER		10,748	1,248	10%	11,996
JFK MEDICAL CENTER LAB	1	9,210	1,638	15%	10,849
SOUTH MIAMI HOSPITAL LAB	16	9,181	1,300	12%	10,497
BRANDON REGIONAL HOSPITAL		8,913	1,524	15%	10,437
BIOCERNA LABS	356	8,642	1,377	13%	10,375
SAINT MARY'S MEDICAL CENTER	13	8,956	1,354	13%	10,323
ABL MEDICAL CARE LLC		9,444	807	8%	10,251
JUPITER MEDICAL CENTER LAB	43	8,950	1,093	11%	10,086
INTEGRATED REGIONAL LABORATORIES LLP		8,439	1,607	16%	10,046
QUEST NEW ENGLAND	35	8,390	1,006	11%	9,431
MORTON PLANT HOSPITAL-ADLER INSTITUTE	8	8,657	667	7%	9,332
WELLINGTON REGIONAL MED CTR LAB	4	7,928	1,195	13%	9,127
LARKIN COMMUNITY HOSPITAL INC DBA CARDIOTROPIC		5,562	3,508	39%	9,070
INDIAN RIVER MEDICAL CENTER LAB		8,483	537	6%	9,020
FLORIDA HOSPITAL WATERMAN LABORATORY	18	8,225	701	8%	8,944
LABCORP BURLINGTON (LPP)	4	8,180	425	5%	8,609
PANCARE OF FLORIDA INC		7,829	625	7%	8,454
QUEST DIAGNOSTICS INFECTIOUS DISEASE INC	54	6,717	1,618	19%	8,389
DRS CLACK SPENCER WHITE & MCCORMACK PA D/B/A		7,487	781	9%	8,268
MEMORIAL REGIONAL HOSPITAL CLINICAL LABORATORY	8	7,372	565	7%	7,945
LEESBURG REGIONAL MEDICAL CENTER		7,067	827	10%	7,894
HOMESTEAD HOSPITAL CLINICAL LABORATORY	14	5,972	1,670	22%	7,656
ARNOLD PALMER MEDICAL CENTER CLINICAL LAB		7,352	272	4%	7,624
LARKIN COMMUNITY HOSPITAL	10	6,283	1,155	16%	7,448
DELRAY MEDICAL CENTER	2	6,420	779	11%	7,201
REAL DIAGNOSTICS	77	6,554	473	7%	7,104
OSCEOLA REGIONAL MEDICAL CENTER	1	5,972	1,078	15%	7,051
WEST KENDALL BAPTIST HOSPITAL LABORATORY	6	5,538	1,438	21%	6,982

COVID-19: testing by laboratory

Data through Sep 10, 2020 verified as of Sep 11, 2020 at 09:25 AM

Data in this report are provisional and subject to change.

The numbers in the table below represent the number of Florida and non-Florida residents for whom test results were received by the Department of Health. A person can be tested by more than one laboratory and can have both positive and negative results. **Therefore, the sum of the numbers in each column will be larger than the total number of people tested.**

Reporting lab	Inconclusive	Negative	Positive	Percent positive	Total
MEMORIAL HOSPITAL JACKSONVILLE	8	5,468	1,390	20%	6,866
Lee Memorial Hospital		5,290	1,538	23%	6,828
AEGIS SCIENCES CORPORATION	29	6,214	579	8%	6,822
BAPTIST HOSPITAL OF MIAMI MOLECULAR DIAGNOSTICS	58	5,823	846	13%	6,727
LAWNWOOD REGIONAL MEDICAL CENTER	1	5,713	991	15%	6,705
ST ANTHONY'S HOSPITAL LAB	11	5,925	764	11%	6,700
BOSTON HEART DIAGNOSTICS CORP		5,687	943	14%	6,630
WINTER HAVEN HOSPITAL CLINICAL LABORATORY	1	5,547	1,056	16%	6,604
BAPTIST MEDICAL CENTER SOUTH		5,730	424	7%	6,154
QUEST DIAGNOSTICS - WEST HILLS	21	5,900	221	4%	6,142
GOOD SAMARITAN MEDICAL CENTER LAB	1	5,180	945	15%	6,126
ST JOSEPHS HOSPITAL	7	5,213	758	13%	5,978
ORANGE PARK MEDICAL CENTER	9	4,713	1,200	20%	5,922
MEASE COUNTRYSIDE LAB	1	5,348	556	9%	5,905
BETHESDA HOSPITAL EAST		5,111	619	11%	5,730
GULF COAST MEDICAL CENTER MICROLAB		4,332	1,378	24%	5,710
PATIENTS FIRST LAKE ELLA MEDICAL CENTER PA		4,126	1,554	27%	5,680
BAPTIST HOSPITAL LABORATORY	6	4,578	862	16%	5,446
HALIFAX MEDICAL CENTER LAB	22	4,657	757	14%	5,436
WEST FLORIDA HOSPITAL LAB		4,315	1,098	20%	5,413
FLORIDA HOSPITAL HEARTLAND MED CTR CLINICAL LAB	1	4,719	543	10%	5,263
MANATEE MEMORIAL HOSPITAL		4,694	496	10%	5,190
WEST BOCA MEDICAL CENTER LAB		4,653	501	10%	5,154
QUEST DIAGNOSTICS NICHOLS INSTITUTE - SJC (ELR)	27	4,406	718	14%	5,151
WESTSIDE REGIONAL MED CTR	2	4,130	956	19%	5,088
MARTIN HOSPITAL SOUTH LAB		4,763	279	6%	5,042
CORAL GABLES HOSPITAL CLINICAL LABORATORY		3,930	1,106	22%	5,036
ADVENTHEALTH WESLEY CHAPEL	1	4,553	392	8%	4,946
THE VILLAGES REGIONAL HOSPITAL		4,573	347	7%	4,920
LARGO MEDICAL CENTER		4,315	604	12%	4,919
QUEST DIAGNOSTICS	4	4,484	397	8%	4,885
OAK HILL HOSPITAL		4,296	555	11%	4,851
PALM BEACH GARDENS MEDICAL CTR LAB		4,384	450	9%	4,834
NORTHWEST MEDICAL CENTER	1	3,801	1,027	21%	4,829
HEALTH PARK MEDICAL CENTER CLINICAL LAB		3,868	890	19%	4,758
DOCTORS HOSPITAL	2	3,843	913	19%	4,758
NCH NORTH NAPLES HOSPITAL LAB	10	4,079	645	14%	4,734
MERCY HOSPITAL A CAMPUS OF PLANTATION GEN HOSP LAB	1	3,552	1,165	25%	4,718
RUTGERS CLINICAL GENOMICS LABORATORY	10	4,480	190	4%	4,680
AVENTURA HOSPITAL LAB		3,478	1,136	25%	4,614
EXACT SCIENCES LABORATORIES		4,238	364	8%	4,602
Capital Regional Medical Ctr		3,644	935	20%	4,579
INGENIOUS PERSONALIZED MEDICINE	41	3,257	1,118	25%	4,416
MEMORIAL HOSPITAL WEST LABORATORY SERVICES	13	3,937	439	10%	4,389

COVID-19: testing by laboratory

Data through Sep 10, 2020 verified as of Sep 11, 2020 at 09:25 AM

Data in this report are provisional and subject to change.

The numbers in the table below represent the number of Florida and non-Florida residents for whom test results were received by the Department of Health. A person can be tested by more than one laboratory and can have both positive and negative results. **Therefore, the sum of the numbers in each column will be larger than the total number of people tested.**

Reporting lab	Inconclusive	Negative	Positive	Percent positive	Total
FLORIDA HOSPITAL FLAGLER	2	4,086	291	7%	4,379
CORAL SPRINGS MED CTR		3,922	453	10%	4,375
PALMS WEST HOSPITAL LAB	2	3,455	876	20%	4,333
FLORIDA HOSPITAL ZEPHYRHILLS		4,007	312	7%	4,319
NORTH SHORE MEDICAL CENTER		3,393	923	21%	4,316
BROWARD HEALTH NORTH CLINICAL LABORATORY		3,712	590	14%	4,302
BLAKE MEDICAL CENTER		3,577	713	17%	4,290
FLORIDA MEDICAL CENTER - A CAMPUS OF NORTH SHORE	2	3,651	622	15%	4,275
FLORIDA HOSPITAL DELAND	8	3,385	629	16%	4,022
INFORM DIAGNOSTICS, INC		3,754	211	5%	3,965
REGIONAL MEDICAL CENTER BAYONET POINT	2	3,648	306	8%	3,956
FLORIDA HOSPITAL OF CARROLLWOOD		3,412	510	13%	3,922
PLANTATION GENERAL HOSPITAL		3,009	896	23%	3,905
BAYFRONT MEDICAL CENTER	12	2,887	921	24%	3,820
CLEVELAND CLINIC MARTIN SOUTH HOSPITAL		3,469	350	9%	3,819
NEMOURS CHILDRENS HOSPITAL		3,685	98	3%	3,783
MOFFITT CANCER CENTER	5	3,688	74	2%	3,767
MEDICAL CENTER OF TRINITY CLINICAL LABORATORY		3,261	501	13%	3,762
NORTHSIDE HOSPITAL AND HEART INSTITUTE		3,284	471	13%	3,755
FULGENT DIAGNOSTICS	88	3,331	222	6%	3,641
LAKE CITY MEDICAL CENTER		2,768	845	23%	3,613
CARDIOTROPIC LABS	81	2,750	717	20%	3,548
DR. P. PHILLIPS HOSPITAL		3,371	155	4%	3,526
OCALA REGIONAL MEDICAL CENTER		3,027	456	13%	3,483
BAPTIST MEDICAL CENTER - BEACHES		3,154	214	6%	3,368
NEW YORK STATE ELR - SUNRISE MEDICAL LABORATORIES		3,288	77	2%	3,365
CENTRAL FLORIDA REGIONAL HOSPITAL		2,894	420	13%	3,314
ALL CHILDREN'S HOSPITAL LAB		3,071	198	6%	3,269
GULF COAST MEDICAL CENTER LAB		2,535	691	21%	3,226
MORTON PLANT-MEASE	1	2,989	230	7%	3,220
NIGHT LITE PEDIATRICS	1	2,359	858	27%	3,218
LEON MEDICAL CENTERS LLC		2,592	615	19%	3,207
ST JOSEPHS NORTH HOSPITAL LAB		2,807	353	11%	3,160
IMPERIAL POINT MEDICAL CENTER		2,851	294	9%	3,145
LAKEWOOD RANCH MEDICAL CENTER		2,852	267	9%	3,119
UHEALTH CORAL GABLES/LENNAR MED CTR		2,867	144	5%	3,011
SOUTH LAKE HOSPITAL		2,840	147	5%	2,987
ST LUCIE MEDICAL CENTER		2,318	581	20%	2,899
SOUTH FLORIDA BAPTIST HOSPITAL MICRO	1	2,436	419	15%	2,856
POINCIANA MEDICAL CENTER		2,088	739	26%	2,827
ACCESS MEDICAL LABORATORIES		1,646	1,169	42%	2,815
WEST MARION COMMUNITY HOSPITAL LAB		2,413	376	13%	2,789
AVECINA MEDICAL OAKLEAF	1	2,188	549	20%	2,738
BAPTIST MEDICAL CENTER - NASSAU		2,575	137	5%	2,712
PHYSICIANS REGIONAL MEDICAL CENTER - PINE RIDGE RD		2,208	498	18%	2,706
VISTA CLINICAL		1,180	1,465	55%	2,645

COVID-19: testing by laboratory

Data through Sep 10, 2020 verified as of Sep 11, 2020 at 09:25 AM

Data in this report are provisional and subject to change.

The numbers in the table below represent the number of Florida and non-Florida residents for whom test results were received by the Department of Health. A person can be tested by more than one laboratory and can have both positive and negative results. **Therefore, the sum of the numbers in each column will be larger than the total number of people tested.**

Reporting lab	Inconclusive	Negative	Positive	Percent positive	Total
FULGENT DIAGNOSTICS LABORATORY	82	2,313	218	8%	2,613
SOUTH SEMINOLE HOSPITAL LABORATORY		2,499	108	4%	2,607
NONA SCIENTIFIC	3	2,185	412	16%	2,600
FLORIDA HOSPITAL FISH MEMORIAL	1	2,207	358	14%	2,566
UNIVERSITY HOSPITAL AND MEDICAL CENTER		1,928	630	25%	2,558
WESTCHESTER HOSPITAL	21	2,083	442	17%	2,546
HEALTHQUEST ESOTERICS		1,718	806	32%	2,524
FLORIDA HOSPITAL NORTH PINELLAS	5	2,331	180	7%	2,516
WEST PALM HOSPITAL LAB		2,170	343	14%	2,513
QUEST DIAGNOSTICS - ATLANTA	4	2,141	280	12%	2,425
MEDCOMP SCIENCES LLC	28	1,296	1,073	45%	2,397
WALGREEN CO	2	2,070	272	12%	2,344
ANNE BATES LEACH EYE HOSPITAL/ ABLEH MICROBIOLOGY LABORATORY		2,286	53	2%	2,339
MEMORIAL HOSPITAL MICRO		2,048	224	10%	2,272
HIALEAH HOSPITAL	4	1,717	506	23%	2,227
CLEVELAND CLINIC TRADITION HOSPITAL		1,997	218	10%	2,215
WALGREENS OAKLAND PARK	3	1,962	214	10%	2,179
ST PETERSBURG GENERAL HOSPITAL		1,679	498	23%	2,177
ADVENTHEALTH OCALA LABORATORY		1,778	328	16%	2,106
FORT WALTON BEACH MEDICAL CENTER		1,768	321	15%	2,089
MEMORIAL HOSPITAL- MIRAMAR	10	1,894	165	8%	2,069
BAPTIST NORTH EMERGENCY CENTER		1,551	508	25%	2,059
QUEST DIAGNOSTICS LENEXA	18	1,845	179	9%	2,042
MEASE DUNEDIN HOSPITAL	4	1,843	188	9%	2,035
CITRUS MEMORIAL HOSPITAL LABORATORY		1,829	155	8%	1,984
AVECINA MEDICAL JULINGTON	1	1,667	290	15%	1,958
OVIEDO MEDICAL CENTER		1,638	288	15%	1,926
AVERO DIAGNOSTICS - IRVING		1,744	144	8%	1,888
CLEVELAND CLINIC MARTIN NORTH HOSPITAL		1,668	219	12%	1,887
DOCTORS HOSPITAL OF SARASOTA CLINICAL LABORATORY		1,694	187	10%	1,881
RAULERSON HOSPITAL		1,552	311	17%	1,863
LEE HEALTH COCONUT POINT CLINICAL LAB	2	1,436	347	19%	1,785
PWN HEALTH	8	1,179	560	32%	1,747
MEMORIAL HOSPITAL PEMBROKE	3	1,528	211	12%	1,742
PALMS OF PASADENA HOSPITAL		1,479	237	14%	1,716
AVECINA MEDICAL - SOUTHSIDE BLVD	13	1,594	71	4%	1,678
PUTNAM COMMUNITY MEDICAL CENTER		1,415	220	13%	1,635
HOLIDAY CVS LLC		1,609	23	1%	1,632
P4 CLINICAL, LLC	25	1,418	189	12%	1,632
SOUTH BAY HOSPITAL MICRO		1,340	255	16%	1,595
BETHESDA HOSPITAL WEST		1,410	156	10%	1,566
OPTEO LABORATORY		1,506	30	2%	1,536
TWIN CITIES HOSPITAL	1	1,362	148	10%	1,511
PHYSICIANS REGIONAL MEDICAL CENTER - COLLIER BLVD	1	1,166	343	23%	1,510
LOWER KEYS MEDICAL CENTER		1,330	136	9%	1,466
BARTOW REGIONAL MEDICAL CENTER	1	1,241	205	14%	1,447

COVID-19: testing by laboratory

Data through Sep 10, 2020 verified as of Sep 11, 2020 at 09:25 AM

Data in this report are provisional and subject to change.

The numbers in the table below represent the number of Florida and non-Florida residents for whom test results were received by the Department of Health. A person can be tested by more than one laboratory and can have both positive and negative results. **Therefore, the sum of the numbers in each column will be larger than the total number of people tested.**

Reporting lab	Inconclusive	Negative	Positive	Percent positive	Total
SYNERGY LABORATORIES	7	1,286	128	9%	1,421
QUEST DIAGNOSTICS - MIRAMAR	6	364	1,014	73%	1,384
SACRED HEART-EMERALD COAST		1,140	199	15%	1,339
ST VINCENT'S MEDICAL CENTER - SOUTHSIDE		1,308	27	2%	1,335
LAKESIDE MEDICAL CENTER		965	368	28%	1,333
BMCT Molecular Diagnostics Subsection		1,091	237	18%	1,328
NIGHT LITE PEDIATRICS URGENT CARE		1,109	188	14%	1,297
AVENTUS BIOLABS	1	721	547	43%	1,269
PATIENTS CHOICE LABORATORIES		731	522	42%	1,253
QUEST DIAGNOSTICS WOOD DALE	3	1,154	85	7%	1,242
HIGHLANDS REGIONAL MEDICAL CENTER		1,012	203	17%	1,215
GULF BREEZE HOSPITAL LAB	3	1,053	153	13%	1,209
CLINICORE		1,112	91	8%	1,203
UNIVERSITY OF MIAMI HOSPITAL & CLINICS	2	1,138	61	5%	1,201
UHEALTH DEERFIELD BEACH/UMSYLVESTER DEERFIELD BEACH LABORATORY	3	1,103	44	4%	1,150
GENE BY GENE, GENOMICS RESEARCH CENTER LAB	31	1,022	65	6%	1,118
VIKOR SCIENTIFIC	2	616	452	42%	1,070
ORLANDO VA MEDICAL CENTER		859	166	16%	1,025
AVECINA MEDICAL		750	262	26%	1,012
MARINERS HOSPITAL		906	99	10%	1,005
ENGLEWOOD COMMUNITY HOSPITAL		925	80	8%	1,005
BAPTIST EMERGENCY CENTER OAKLEAF		828	169	17%	997
CLARITY LAB SOLUTIONS		854	135	14%	989
LMHS		902	81	8%	983
BAPTIST HEALTH EMERGENCY CENTER COUNTRY WALK		764	159	17%	923
FLOWERS HOSPITAL		803	99	11%	902
BAPTIST EMERGENCY CENTER CLAY		788	112	12%	900
UNITED CLINICAL LABORATORY LLC		149	712	83%	861
MINUTECLINIC LLC #3703		769	81	10%	850
PATHNOSTICS		84	749	90%	833
LABCORP	1	472	349	42%	822
FLORIDA HOSPITAL ORLANDO		745	74	9%	819
DESOTO MEMORIAL HOSPITAL CLINICAL LABORATORY	3	672	144	18%	819
ST VINCENTS CLAY COUNTY		775	26	3%	801
JACKSON HOSPITAL CLINICAL LABORATORY		697	92	12%	789
FLORIDA LABORATORY ANALYSIS		528	255	33%	783
PHYSICIANS STAT LAB		138	640	82%	778
SANTA ROSA MEDICAL CENTER		543	232	30%	775
WALGREENS ORLANDO		675	85	11%	760
Assurance Scientific Laboratories		595	161	21%	756
LABSTAT LLC	1	740	5	1%	746
CAPSTONE HEALTHCARE		474	262	36%	736
LABCORP RTP	3	116	613	84%	732
WATSON CLINIC LLP MAIN		506	221	30%	727
ARCPPOINT LABS - FORT MYERS	2	581	130	18%	713
TAMPA COMMUNITY HOSPITAL		529	180	25%	709

COVID-19: testing by laboratory

Data through Sep 10, 2020 verified as of Sep 11, 2020 at 09:25 AM

Data in this report are provisional and subject to change.

The numbers in the table below represent the number of Florida and non-Florida residents for whom test results were received by the Department of Health. A person can be tested by more than one laboratory and can have both positive and negative results. **Therefore, the sum of the numbers in each column will be larger than the total number of people tested.**

Reporting lab	Inconclusive	Negative	Positive	Percent positive	Total
LAB24 INC	3	92	607	86%	702
ADVANCE MEDICAL OF NAPLES			695	100%	695
EGLIN AIRFORCE BASE LAB		478	197	29%	675
BARDMOOR LABORATORY	1	593	75	11%	669
VAMC ORLANDO		303	326	52%	629
ATLANTIS URGENT CARE		421	202	32%	623
QUEST	4	149	458	75%	611
LUMINUS DIAGNOSTICS		447	163	27%	610
NONE		281	329	54%	610
NCH NORTHEAST	5	395	201	33%	601
PHAROS HEALTH		457	140	23%	597
PATIENTS FIRST - MAHAN DRIVE		164	431	72%	595
ASSOCIATED PATHOLOGISTS, LLC		487	106	18%	593
HISTOPATHOLOGY SERVICES, LLC		506	70	12%	576
LEE MEMORIAL HOSPITAL LAB			574	100%	574
NCH HEALTHCARE SYSTEM MICROBIOLOGY LAB		1	567	100%	568
CENTRA CARE - WATERFORD LAKES		442	110	20%	552
QUEST DIAGNOSTICS - IRVING	10	352	178	33%	540
MAVERICK LABS		374	150	29%	524
DYNIX DIAGNOSTICS	1	328	194	37%	523
HOLY CROSS HOSPITAL LABORATORY			522	100%	522
AMELIA URGENT CARE		223	295	57%	518
MARTIN MEMORIAL LABORATORY AT ST LUCIE WEST		446	56	11%	502
SOUTHEAST ALABAMA MEDICAL CENT		451	44	9%	495
HOLIDAY CVS LLC DBA CVSPHARMACY #5155		483	7	1%	490
UNKNOWN		213	259	55%	472
NORTH FLORIDA PEDIATRICS-TALLAHASSEE		424	33	7%	457
PANCARE OF FLORIDA, INC			443	100%	443
UAB HIGHLANDS LABORATORY		423	4	1%	427
LAB CORP	1	187	238	56%	426
KD MEDICAL CHOICE LLC		419	1	0%	420
MEDARBOR DIAGNOSTICS		1	416	100%	417
ORLANDO VETERANS AFFAIRS MEDICAL CENTER		112	299	73%	411
NEW YORK STATE ELR - NORTH SHORE LONG ISLAND JEWISH HEALTH		380	24	6%	404
HOLY CROSS HOSPITAL CLINICAL LAB		385	18	4%	403
STEWART REFERENCE LABORATORY		211	179	46%	390
ADVENT HEALTH CENTRA CARE: WATERFORD LAKES		315	73	19%	388
ECCOLAB GROUP	1	79	302	79%	382
NXGEN MDX LLC	2	329	50	13%	381
QUEST DIAGNOSTICS NICHOLS INSTITUTE	5	353	17	5%	375
CLARITY LABS		325	49	13%	374
MEMORIAL PEMBROKE 24/7 CARE CENTER		274	93	25%	367
NEW YORK STATE ELR - NYU HOSPITALS CENTER CLINICAL LABORATORIES		352	12	3%	364
SUNRISE MEDICAL LABORATORIES		295	64	18%	359
JAY HOSPITAL CLINICAL LABORATORY		266	91	25%	357
INFORM DIAGNOSTICS		349	4	1%	353

COVID-19: testing by laboratory

Data through Sep 10, 2020 verified as of Sep 11, 2020 at 09:25 AM

Data in this report are provisional and subject to change.

The numbers in the table below represent the number of Florida and non-Florida residents for whom test results were received by the Department of Health. A person can be tested by more than one laboratory and can have both positive and negative results. **Therefore, the sum of the numbers in each column will be larger than the total number of people tested.**

Reporting lab	Inconclusive	Negative	Positive	Percent positive	Total
NEW YORK STATE ELR - LENCO MEDICAL LABORATORY		336	13	4%	349
TEMPUS CLINICAL LABORATORY	1	318	26	8%	345
NITE LITE PEDIATRICS		178	159	47%	337
NCF DIAGNOSTICS & DNA TECHNOLOGIES	10	59	255	79%	324
DAVITA LABS		292	27	8%	319
BAPTIST MD ANDERSON CANCER CENTER		315	2	1%	317
NEW YORK STATE ELR - DEPARTMENT OF CLINICAL LABS		310	5	2%	315
TENNESSEE DOH - NASHVILLE	2	275	32	10%	309
VETERANS AFFAIRS MEDICAL CENTER LAB		9	294	97%	303
CORE DIAGNOSTIC LABORATORIES LLC		219	75	26%	294
ARCPPOINT LABS OF TAMPA		186	107	37%	293
BAYA URGENT CARE		3	282	99%	285
LABCORP TAMPA	1	33	250	88%	284
FLAGLER HOSPITAL	5	18	259	92%	282
THERADOC		150	124	45%	274
TALLAHASSEE PRIMARY CARE ASSOCIATES		263	9	3%	272
EXPRESS GENE MOLECULAR DIAGNOSTIC LABORATORY		2	269	99%	271
HOLMES REGIONAL MEDICAL CENTER		3	267	99%	270
SANFORD REFERENCE LAB		255	10	4%	265
GENESIS REFERENCE LABORATORIES		1	263	100%	264
SCIONLAB SERVICES LLC		251	12	5%	263
FLO-MEDILAB SERVICES		82	180	69%	262
INDIAN RIVER PATHOLOGY LLC		249	11	4%	260
LABTECH DIAGNOSTIC		124	134	52%	258
GESSLER CLINIC		1	249	100%	250
EUROFINS NTD, LLC		221	28	11%	249
SMA SPECIALITY MEDICAL LAB		63	184	74%	247
THE CENTER FOR URGENT CARE		164	79	33%	243
FLORIDA WOMAN CARE LABORATORY LLC		210	25	11%	235
MIDWAY SPECIALTY CARE CENTER DIAGNOSTICS	16	189	29	12%	234
MICROGEN DX		71	162	70%	233
CLINICAL REFERENCE LABORATORY		226	6	3%	232
TOM LEE COMMUNITY HEALTH CENTER		11	220	95%	231
ASCEND CLINICAL		225	4	2%	229
JAMES A. HALEY VETERANS MICRO LAB			229	100%	229
URGENT CARE CURE		172	57	25%	229
MOLECULAR INFECTIOUS DISEASES		222	6	3%	228
HENDRY REGIONAL MEDICAL CENTER		9	219	96%	228
MINUTECLINIC		207	21	9%	228
ST CLOUD REGIONAL MEDICAL CENTER		126	102	45%	228
CENTRA CARE		35	188	84%	223
MINI ER ADULT AND PEDIATRIC URGENT CARE		201	19	9%	220
QUALITOX LABORATORIES		96	122	56%	218
BIOCERNA LLC	8	156	54	25%	218
ARCPPOINT LABS OF WEST PALM BEACH		1	216	100%	217
MEDSCAN LABORATORY INC		136	80	37%	216

COVID-19: testing by laboratory

Data through Sep 10, 2020 verified as of Sep 11, 2020 at 09:25 AM

Data in this report are provisional and subject to change.

The numbers in the table below represent the number of Florida and non-Florida residents for whom test results were received by the Department of Health. A person can be tested by more than one laboratory and can have both positive and negative results. **Therefore, the sum of the numbers in each column will be larger than the total number of people tested.**

Reporting lab	Inconclusive	Negative	Positive	Percent positive	Total
SEBASTIAN RIVER MEDICAL CENTER		170	42	20%	212
ADVENTHEALTH LAB		2	208	99%	210
GULF COAST MOLECULAR LABORATORIES	10	150	48	23%	208
LEHIGH VALLEY GENOMICS			206	100%	206
MARTIN MEMORIAL MEDICAL CENTER LAB		100	106	51%	206
ACUTIS DIAGNOSTICS	1	131	72	35%	204
ADVENT HEALTH - TAMPA		74	127	63%	201
VAMC WEST PALM LAB		5	196	98%	201
BAY PINES VAMC CLINICAL LABORATORY		4	196	98%	200
AUBURN UNIVERSITY MEDICAL CLINIC		156	43	22%	199
PREMIER MEDICAL LABORATORY SERVICES		1	197	99%	198
EMERGENCY PHYSICIANS MEDICAL CENTER			198	100%	198
NCH HEALTHCARE BONITA		134	63	32%	197
GENESIS MEDICAL LABORATORY MIAMI FL.		78	116	60%	194
C.W. BILL YOUNG VA MEDICAL CENTER		5	188	97%	193
PATHGROUP LABS LLC		90	100	53%	190
MIDWAY SPECIALTY CARE CENTER	1	101	86	46%	188
BOCA BIOLISTICS REFERENCE LABORATORY	2	144	41	22%	187
UAB UNIVERSITY OF ALABAMA HOSPITAL LAB		175	7	4%	182
FLORIDA HOSPITAL WAUCHULA		107	74	41%	181
COASTAL MED URGENT CARE		3	176	98%	179
NEW YORK STATE ELR - NEW YORK PRESBYTERIAN HOSPITAL CUMC CLINICAL		165	13	7%	178
HOLIDAY CVS LLC DBA CVS PHARMACY #5154		171	5	3%	176
SACRED HEART HOSPITAL ON THE GULF		113	62	35%	175
FAST TRACK URGENT CARE CENTER - CARROLLWOOD			172	100%	172
BAYCARE HEALTH SYSTEM		2	170	99%	172
ANGEL KIDS PEDIATRICS		150	21	12%	171
ASAP LAB LLC		95	72	43%	167
NEW YORK STATE ELR - MOUNT SINAI LABORATORY		158	8	5%	166
NEW YORK STATE ELR - NEW YORK HOSPITAL LABORATORIES	1	157	6	4%	164
AMELIA EXPRESS CARE		62	101	62%	163
FAST TRACK URGENT CARE CENTER		1	160	99%	161
BUREAU OF CLINICAL LABORATORIES		132	28	18%	160
LABSTAT		2	157	99%	159
ST JUDE CHILDREN'S RESEARCH HOSPITAL		147	11	7%	158
FLORIDA HOSPITAL HEARTLAND MED CTR LAKE PLACID		112	46	29%	158
WUESTHOFF REF LABORATORY			158	100%	158
UNIVERSITY OF ALABAMA		155	3	2%	158
NEO GENOMICS - FORT MYERS	1	152	4	3%	157
US BIOTEK LABORATORIES	1	65	88	57%	154
VAMC GAINESVILLE		2	145	99%	147
MACDILL AFB HOSPITAL		124	19	13%	143
MID-FLORIDA PATHOLOGY		103	40	28%	143
COASTAL LABORATORIES		92	50	35%	142
PRIVA PATH LABS			137	100%	137
AURORA DIAGNOSTICS BERNHARDT LABORATORIES PATHOLOGY SERVICE		121	16	12%	137

COVID-19: testing by laboratory

Data through Sep 10, 2020 verified as of Sep 11, 2020 at 09:25 AM

Data in this report are provisional and subject to change.

The numbers in the table below represent the number of Florida and non-Florida residents for whom test results were received by the Department of Health. A person can be tested by more than one laboratory and can have both positive and negative results. **Therefore, the sum of the numbers in each column will be larger than the total number of people tested.**

Reporting lab	Inconclusive	Negative	Positive	Percent positive	Total
IRL MARKET LAB ALACHUA		104	31	23%	135
NEW PLANT CITY FAMILY CARE	1	27	106	79%	134
INTEGRATED REGIONAL LABORATORIES		119	12	9%	131
ADVENT HEALTH CENTRA CARE		17	114	87%	131
MEMPHIS PATHOLOGY LABORATORY	1	124	5	4%	130
AMERICAN PATHOLOGY PARTNERS		128	1	1%	129
BMHSI-AEL MICROBIOLOGY LABORATORY	2	102	24	19%	128
LEHIGH REGIONAL MEDICAL CENTER LAB		107	20	16%	127
HEALTH FIRST-HOLMES REGIONAL			126	100%	126
MINUTECLINIC, LLC DBA MINUTECLINIC #4717		122	3	2%	125
VAMC BAY PINES		1	122	99%	123
SPARROW HEALTHCARE	2	1	118	98%	121
COMMUNITY HEALTH NORTHWEST FLORIDA		102	19	16%	121
GARCIA CLINICAL LABORATORY		1	119	99%	120
BAYFRONT HEALTH BROOKSVILLE			119	100%	119
FLORIDA MEDICAL CLINIC		54	64	54%	118
ROSEN MEDICAL CENTER		105	13	11%	118
NEW YORK STATE ELR - ENZO CLINICAL LABS INC		117	1	1%	118
FLORIDA CLINICAL LABORATORY-BIOREFERENCE LABORATORIES		44	73	62%	117
FULGENT GENETICS	2	87	27	23%	116
PALM BEACH COUNTY HEALTH DEPT LAB		113	2	2%	115
SHORELINE PHYSICIAN GROUP		6	108	95%	114
UR MEDICINE LABS- CENTRAL LABORATORY		110	4	4%	114
NAVAL HOSPITAL - JACKSONVILLE		1	112	99%	113
ALLIED HEALTH FORT PIERCE		112			112
LEON MEDICAL CENTER		7	104	94%	111
AVELLINO LAB USA, INC		109	2	2%	111
DEPARTMENT OF VETERANS AFFAIRS JAMES A. HALEY VETERANS HOSPITAL			110	100%	110
MEDICAL DIAGNOSTICS LABORATORIES, INC		18	91	83%	109
VAMC LAKE CITY		51	58	53%	109
MILLENNIUM LAB SERVICES			107	100%	107
SOLARIS DIAGNOSTICS		8	98	92%	106
BAPTIST HEALTH SOUTH FLORIDA		4	101	96%	105
PROTEUS MOLECULAR AND CLINICAL LAB	1	85	17	17%	103
SANTA ROSA CENTER FOR REHABILITATION AND HEALING		101	1	1%	102
FISHERMENS HOSPITAL CLINICAL LAB		96	5	5%	101
CENTRACARE		5	96	95%	101
USAFSAM/PHE		23	77	77%	100
STAGEZERO LIFE SCIENCES INC		89	11	11%	100
HEALTHLINK DIAGNOSTIC LABORATORIES		6	93	94%	99
ACCU REFERENCE MEDICAL LAB			99	100%	99
PENSACOLA PEDIATRICS		68	28	29%	96
GENETWORKX		15	79	84%	94
DIAGNOSTIC SOLUTIONS		3	91	97%	94
USA HEALTH UNIVERSITY HOSPITAL CLINICAL LABORATORY		92	1	1%	93
FLORIDA COMMUNITY HEALTH CENTERS INC			93	100%	93

COVID-19: testing by laboratory

Data through Sep 10, 2020 verified as of Sep 11, 2020 at 09:25 AM

Data in this report are provisional and subject to change.

The numbers in the table below represent the number of Florida and non-Florida residents for whom test results were received by the Department of Health. A person can be tested by more than one laboratory and can have both positive and negative results. **Therefore, the sum of the numbers in each column will be larger than the total number of people tested.**

Reporting lab	Inconclusive	Negative	Positive	Percent positive	Total
Quest Diag Unspecifd		59	33	36%	92
SPECIALTY HEALTH AND REHABILITATION CENTER		68	23	25%	91
ADVENTHEALTH CENTRA CARE OVIEDO		29	61	68%	90
ADVENTHEALTH CENTRA CARE WESLEY CHAPEL			88	100%	88
BAY VIEW HEALTHCARE		68	19	22%	87
NORTH OKALOOSA MEDICAL CENTER		41	46	53%	87
PACIFIC ANALYTICS			86	100%	86
ADVENTHEALTH CENTRA CARE ALTAMONTE SPRINGS		42	44	51%	86
SELECT LABORATORIES MARION COUNTY, LLC.			85	100%	85
ADVENT HEALTH CENTRA CARE LONGWOOD		9	76	89%	85
DOC SMILEY'S URGENT CARE		16	68	81%	84
AMERICAN RESEARCH LABS		4	79	95%	83
DOCTOR'S MEMORIAL HOSPITAL		17	66	80%	83
AVERO DIAGNOSTICS		59	24	29%	83
ORLANDO HEALTH EMERGENCY DEPARTMENT		77	5	6%	82
CENTRAL FLORIDA HEALTH CARE		46	35	43%	81
LIFEBRITE	1	7	71	90%	79
ADVENTHEALTH CENTRA CARE CARROLLWOOD			78	100%	78
LABORATORY SPECIALISTS OF MICHIGAN		8	69	90%	77
DYNAMIC MEDICAL USA			75	100%	75
DAVITA LABORATORY SERVICES		59	14	19%	73
MY CLINICAL LAB		18	55	75%	73
UNKNOWN - BAD FACILITY CODE		21	51	71%	72
MAYO CLINIC LABS - ROCHESTER MAIN CAMPUS		71	1	1%	72
HOLY CROSS HOSPITAL		1	71	99%	72
ST. JAMES BAY HEALTH AND REHABILITATION CENTER		71			71
AMMON LABS		61	10	14%	71
MORTON PLANT HOSPITAL			70	100%	70
QPS, LLC		69	1	1%	70
Highlands Regional Hospital		63	7	10%	70
FAST TRACK URGENT CARE CENTER - RIVERVIEW			70	100%	70
ADVENT HEALTH CENTRA CARE PALM COAST		1	69	99%	70
LABORATORY CORP OF AMERICA	2	26	41	59%	69
GENESIS LABORATORY MANAGEMENT		33	35	51%	68
CVS PHARMACY NO 7881		67	1	1%	68
INTEGRITY LABORATORIES, LLC		5	62	93%	67
ADVENTHEALTH CENTRA CARE			67	100%	67
AEL- MEMPHIS		17	50	75%	67
ALLSOUTH URGENT CARE			67	100%	67
NORTH FLORIDA/SOUTH GEORGA VETERANS HEALTH SYSTEM			66	100%	66
HOSPITAL FOR SPECIAL SURGERY		65	1	2%	66
MIAMI VA HEALTHCARE SYSTEM			66	100%	66
FAST TRACK URGENT CARE CENTER - WESTCHASE			66	100%	66
PROVIDENCE HOSPITAL LABORATORY		60	3	5%	63
FHMG-FLORIDA HOSPITAL MEDICAL GROUP		56	7	11%	63
SARAPATH DIAGNOSTICS			62	100%	62

COVID-19: testing by laboratory

Data through Sep 10, 2020 verified as of Sep 11, 2020 at 09:25 AM

Data in this report are provisional and subject to change.

The numbers in the table below represent the number of Florida and non-Florida residents for whom test results were received by the Department of Health. A person can be tested by more than one laboratory and can have both positive and negative results. **Therefore, the sum of the numbers in each column will be larger than the total number of people tested.**

Reporting lab	Inconclusive	Negative	Positive	Percent positive	Total
BLOCK, NATION, CHASE, AND SMOLEN FAMILY MEDICINE		42	20	32%	62
GENE BY GENE			61	100%	61
FINLAY CLINICAL LABORATORY		24	37	61%	61
FAWCETT MEMORIAL HOSPITAL-LAB		1	60	98%	61
BAY MEDICAL CENTER SACRED HEART HEALTH SYSTEM		17	44	72%	61
REFUAH HEALTH CENTER LABORATORY		59	1	2%	60
NOAH CLINICAL LABORATORY		50	10	17%	60
EXACT SCIENCES LABORATORIES, LLC		15	45	75%	60
MORTON PLANT HOSPITAL/LAB		1	59	98%	60
AMERICAN FAMILY CARE PACE		11	48	81%	59
NORTH FLORIDA PEDIATRICS-LAKE CITY			58	100%	58
RUSKIN HEALTH CENTER			57	100%	57
HURLBURT FIELD CLINIC		23	34	60%	57
NAVY HOSPITAL			57	100%	57
LABCORP BIRMINGHAM	1	5	50	89%	56
QUEST INFECTIOUS DISEASE	1	51	4	7%	56
VA MEDICAL CENTER		7	48	87%	55
NEW YORK STATE ELR - WADSWORTH HEALTH CENTER		52	3	5%	55
BAYFRONT HEALTH ER PINELLAS PARK		25	29	54%	54
BROWARD HEALTH MEDICAL CENTER		1	53	98%	54
MOBILE INFIRMARY MED CENTER PATH LAB		45	8	15%	53
ADVENTHEALTH CENTRA CARE LAKE MARY		38	15	28%	53
JEFFERY WEINZWEIG		2	50	96%	52
BAYCARE LAB		1	51	98%	52
CAPE CANAVERAL HOSPITAL			52	100%	52
PALM BAY HOSPITAL		1	51	98%	52
ELLENTON URGENT CARE			52	100%	52
OPTUM LABS LLC		5	46	90%	51
SARASOTA CO. HEALTH DEPT # 58		40	11	22%	51
FAST TRACK URGENT CARE CENTER - SOUTH TAMPA			50	100%	50
ARTHREX MEDICAL CENTER		28	22	44%	50
NEW YORK STATE ELR - EMPIRECITY LABORATORIES		42	8	16%	50
BALDWIN PEDIATRICS		40	10	20%	50
MILLENIUM PHYSICIANS GROUP			49	100%	49
NXGEN MDX		19	30	61%	49
P4 DIAGNOSTIX LABORATORY NETWORK		1	48	98%	49
SMA SPECIALTY MEDICAL LAB		1	48	98%	49
325TH MEDICAL GROUP			49	100%	49
TRADITION MEDICAL CENTER LABORATORY		21	27	56%	48
GENESIS DIAGNOSTICS			47	100%	47
CITRUS MEMORIAL HEALTH SYSTEM LAB		2	45	96%	47
CBS LABORATORY		1	46	98%	47
BAYFRONT		21	26	55%	47
VHA PUBLIC HEALTH REFERENCE LABORATORY- PALO ALTO		27	20	43%	47
LAB CORP TAMPA			46	100%	46
REHABILITATION CENTER AT PARK PLACE		46			46

COVID-19: testing by laboratory

Data through Sep 10, 2020 verified as of Sep 11, 2020 at 09:25 AM

Data in this report are provisional and subject to change.

The numbers in the table below represent the number of Florida and non-Florida residents for whom test results were received by the Department of Health. A person can be tested by more than one laboratory and can have both positive and negative results. **Therefore, the sum of the numbers in each column will be larger than the total number of people tested.**

Reporting lab	Inconclusive	Negative	Positive	Percent positive	Total
FAST TRACK URGENT CARE CENTER - BRANDON			46	100%	46
H LEE MOFFITT CANCER CENTER MICRO		46			46
QUEST TAMPA (NEW YORK ELR)		35	10	22%	45
EAST MANATEE FAMILY	1		44	98%	45
UNIVERSITY HEALTH SYSTEM INC		40	4	9%	44
ADVENTHEALTH CENTRA CARE SANFORD		11	33	75%	44
ALLIANCE OF PHYSICIANS AGAINST COVID-19			44	100%	44
EGLIN REGIONAL MEDICAL CENTER		4	39	91%	43
APP-UNIPATH, LLC		42	1	2%	43
QUEST DIAGNOSTICS-N ST PETERSBURG-5TH			43	100%	43
TREE HOUSE PEDIATRICS		34	8	19%	42
BAYFRONT HEALTH SEVEN RIVERS		41	1	2%	42
DEVANSH LAB WERKS INC		34	8	19%	42
LAB CORP RTP	1	2	39	93%	42
NEW YORK STATE ELR - MONTEFIORE MEDICAL CENTER LABORATORIES - MOSES		34	7	17%	41
NEW YORK STATE ELR - KALEIDA HEALTH CENTER FOR LABORATORY		37	4	10%	41
VENICE REGIONAL MEDICAL LAB SERVICES			41	100%	41
FLORIDA HOSPITAL NEW SMYRNA		4	37	90%	41
HEART OF FLORIDA REGIONAL MED CTR			40	100%	40
LABCORP OF AMERICA	1	15	24	60%	40
RCA LABORATORY SERVICES – NEW YORK ELR		10	30	75%	40
HEALTH FIRST-PALM BAY		1	39	98%	40
GRAVITY DIAGNOSTICS, LLC		13	27	68%	40
AMERICA FAMILY CARE		23	16	41%	39
BAYFRONT HEALTH PORT CHARLOTTE			39	100%	39
VIERA HOSPITAL			39	100%	39
ST VINCENT'S BIRMINGHAM LABORATORY		37	1	3%	38
HUNTSVILLE HOSPITAL LABORATORY		29	9	24%	38
LAB PLUS, LLC AT SAINT THOMAS WEST HOSPITAL		29	9	24%	38
SANFORD LABORATORIES		31	7	18%	38
FAST TRACK URGENT CARE CENTER - WESLEY CHAPEL			38	100%	38
GRAVITY DIAGNOSTICS		17	20	54%	37
CAREMOUNT MEDICAL - PATHOLOGY		37			37
ALLIANCE PEDIATRICS		24	13	35%	37
ADVENTHEALTH CENTRA CARE BRANDON			37	100%	37
MEDICAL DIAGNOSTIC LAB		2	35	95%	37
GENPATH			37	100%	37
MINUTECLINIC DIAGNOSTIC OF MICHIGAN, PC #8029		37			37
DIAGNOSTIC LABORATORY OF OKLAHOMA		31	5	14%	36
NORTHWEST FLORIDA COMMUNITY HOSPITAL		1	35	97%	36
CAPITAL REGIONAL MEDICAL CENTER		2	33	94%	35
CHILDREN'S HOSPITAL OF ALABAMA		35			35
CLINICAL RESEARCH SEQUENCING PLATFORM		4	31	89%	35
IRL		4	31	89%	35
MINUTECLINIC DIAGNOSTIC OF RHODE ISLAND, LLC #729		34	1	3%	35
VAMC			35	100%	35

COVID-19: testing by laboratory

Data through Sep 10, 2020 verified as of Sep 11, 2020 at 09:25 AM

Data in this report are provisional and subject to change.

The numbers in the table below represent the number of Florida and non-Florida residents for whom test results were received by the Department of Health. A person can be tested by more than one laboratory and can have both positive and negative results. **Therefore, the sum of the numbers in each column will be larger than the total number of people tested.**

Reporting lab	Inconclusive	Negative	Positive	Percent positive	Total
BENTON PEDIATRICS INC		23	12	34%	35
ASSOCIATED CLINICAL LABORATORIES		34	1	3%	35
ST. CLOUD MEDICAL GROUP		35			35
CENTRA CARE – SOUTH ORANGE		19	16	46%	35
LABFIRST - DEPARTMENT OF PATHOLOGY		33	1	3%	34
NEW YORK STATE ELR - QUEST DIAGNOSTICS NICHOLS		32	2	6%	34
EXPERTUS LABORATORIES INC		13	21	62%	34
INTERNAL LAB		29	5	15%	34
DESOTO MEMORIAL HOSPITAL LAB			33	100%	33
ADVENTHEALTH CENTRA CARE LEE ROAD		20	13	39%	33
ADVENTHEALTH PALM COAST			32	100%	32
NEIGHBORHOOD MEDICAL CENTER		30	2	6%	32
QUEST DIAGNOSTICS NICHOLS INSTITUTE- LPP		3	29	91%	32
QUEST DIAGNOSTICS-VERO BEACH-37TH ST		31			31
VENICE REGIONAL MEDICAL CENTER			31	100%	31
JAMES A. HALEY VETERANS' HOSPITAL			31	100%	31
VA		15	16	52%	31
NEW YORK STATE ELR - WHITE PLAINS HOSPITAL CENTER LAB		31			31
NORTH FLORIDA PEDIATRICS		1	30	97%	31
ST. MARYS MEDICAL CENTER		1	30	97%	31
DICKERT		26	4	13%	30
QUEST DIAGNOSTIC INC	1	3	26	87%	30
FINLAY CLINICAL LABORATORY INC		26	4	13%	30
NEXT MOLECULAR ANALYTICS		1	29	97%	30
ADVENTHEALTH MEDICAL GROUP		28	2	7%	30
SANDY RIDGE CENTER FOR REHABILITATION AND HEALING		30			30
KENDALL REGIONAL MEDICAL CENTER LAB	3		27	90%	30
QUEST DIAGNOSTICS INC.			29	100%	29
P4CLINICAL	3	2	24	83%	29
INTERLACHEN PEDIATRICS		24	5	17%	29
LAB			29	100%	29
MALABAR/ADVENT CENTRA CARE			29	100%	29
PPD	2	23	4	14%	29
SMA LAB		4	25	86%	29
RDX BIOSCIENCE,			29	100%	29
NEW YORK STATE ELR - NEWYORK-PRESBYTERIAN/QUEENS DIAGNOSTIC		28	1	3%	29
QDX PATHOLOGY SERVICES		19	10	34%	29
DOH-WEST PALM BEACH BRANCH LABORATORY			28	100%	28
INTERLAB		1	27	96%	28
SOFT CELL LABORATORIES		25	2	7%	27
BRANCH MEDICAL CLINIC			27	100%	27
HEALTH FIRST CAPE CANAVERAL HOSPITAL			27	100%	27
SUNCOAST LABS			27	100%	27
GATEWAY/ADVENT CENTRA CARE			27	100%	27
WUESTHOFF MEMORIAL HOSPITAL			27	100%	27
FHMG_CTR FOR SENIOR HEALTH		22	5	19%	27

COVID-19: testing by laboratory

Data through Sep 10, 2020 verified as of Sep 11, 2020 at 09:25 AM

Data in this report are provisional and subject to change.

The numbers in the table below represent the number of Florida and non-Florida residents for whom test results were received by the Department of Health. A person can be tested by more than one laboratory and can have both positive and negative results. **Therefore, the sum of the numbers in each column will be larger than the total number of people tested.**

Reporting lab	Inconclusive	Negative	Positive	Percent positive	Total
CDC		17	9	35%	26
ST. ANTHONY'S HOSPITAL			26	100%	26
SIGNATURE HEALTHCARE OF NORTH FLORIDA		24	1	4%	25
IPSUM DIAGNOSTICS			25	100%	25
CENTRA CRARE POINCIANA		19	6	24%	25
CENTRA CARE CONWAY			25	100%	25
AMELIA MEDICAL CARE			25	100%	25
MOLECULAR TESTING LABS			25	100%	25
BOND CLINIC		3	21	88%	24
BAYFRONT HEALTH SPRING HILL		1	23	96%	24
POPLAR HEALTHCARE PLLC	1	10	13	54%	24
PRIDE DIAGNOSTICS		20	4	17%	24
ADVENT HEALTH FISH MEMORIAL		2	22	92%	24
LECONTE MEDICAL CENTER LAB		19	5	21%	24
AHSE ROP		24			24
NEW YORK STATE ELR - CATHOLIC HEALTH SYSTEM DEPT LABORATORY		24			24
NEW YORK STATE ELR - STONY BROOK UNIVERSITY MEDICAL CENTER		21	3	13%	24
NIGHT LITE PEDIATRICS WINTER GARDEN		11	13	54%	24
CAYUGA MEDICAL CENTER AT ITHACA		20	4	17%	24
AVENTIS BIO-SERVICES CTL		23			23
FIRST CHOICE URGENT CARE			23	100%	23
COMMUNITY HEALTH CENTERS OF PINELLAS, INC.			23	100%	23
GOLDEN GATE FAMILY CLINIC		1	22	96%	23
TRUGENX			23	100%	23
SUNCOAST COMMUNITY HEALTH CENTERS PEDIATRICS		6	17	74%	23
LABORATORY DYNAMICS		20	3	13%	23
MOLECULAR DIAGNOSTICS		1	22	96%	23
ELLENTON PEDIATRICS		20	3	13%	23
MOBILE DIVISION LABORATORY		7	15	68%	22
OUT OF STATE		14	8	36%	22
PATRICK AIR FORCE BASE		1	21	95%	22
PENNSYLVANIA DEPT OF HEALTH		19	3	14%	22
ST. JOSEPH'S HOSPITAL NORTH			22	100%	22
EGL GENETIC DIAGNOSTICS		1	21	95%	22
MONCRIEF ARMY HEALTH CLINIC			22	100%	22
UNIVERSITY ALABAMA		22			22
PRECISION HEALTH SOLUTIONS LAB			21	100%	21
POINT OF CARE			21	100%	21
CENTRA CARE- WINTER GARDEN		2	19	90%	21
NEW YORK STATE ELR - UNIVERSITY HOSPITAL, STONY BROOK SOUTHAMPTON		21			21
ST FRANCIS HOSPITAL		15	6	29%	21
BROWARD HEALTH CORAL SPRINGS EPIDEMIOLOGY DEPT			21	100%	21
LABCORP - MIAMI		4	17	81%	21
WUESTHOFF MEDICAL CENTER-MELBOURNE			21	100%	21
MIAMI BEACH COMMUNITY HEALTH CENTER			21	100%	21
FHMG LAKE MARY PEDS		20	1	5%	21

COVID-19: testing by laboratory

Data through Sep 10, 2020 verified as of Sep 11, 2020 at 09:25 AM

Data in this report are provisional and subject to change.

The numbers in the table below represent the number of Florida and non-Florida residents for whom test results were received by the Department of Health. A person can be tested by more than one laboratory and can have both positive and negative results. **Therefore, the sum of the numbers in each column will be larger than the total number of people tested.**

Reporting lab	Inconclusive	Negative	Positive	Percent positive	Total
ACCURATE DIAGNOSTIC LAB		19	1	5%	20
MAGNOLIA DIAGNOSTIC			20	100%	20
ASSOCIATED PATHOLOGISTS		16	4	20%	20
ST. CLOUD HOSPITAL		20			20
EMPIRE CITY LABORATORIES INC		1	19	95%	20
PARRISH MEDICAL CENTER		1	19	95%	20
TIDE LABORATORIES		8	12	60%	20
CENTRA CARE - AZALEA PARK			20	100%	20
SUNQUEST		2	18	90%	20
HEALTH FIRST-VIERA HOSPITAL			20	100%	20
JACKSON HEALTH SYSTEM			20	100%	20
EAST ALABAMA MEDICAL CENTER LABORATORY		13	6	32%	19
NEW YORK STATE ELR - WESTCHESTER MEDICAL CENTER		19			19
SOUTH GEORGIA MEDICAL CENTER		14	5	26%	19
LEE MEMORIAL HEALTH PARK LAB			19	100%	19
DOCTORS MEMORIAL FAMILY MEDICINE			19	100%	19
GENEDX		13	6	32%	19
MINI ER AND URGENT CARE		1	18	95%	19
MED HEALTH SERVICES		18	1	5%	19
MED FAST URGENT CARE CENTER			19	100%	19
MAYO CLINIC LABS - ROCHESTER SUPERIOR DRIVE		2	17	89%	19
INTEGRATED REGIONAL LABORATORIES - LARGO			19	100%	19
INTERCOASTAL MEDICAL GROUP			18	100%	18
SEMINOLE COUNTY HEALTH DEPARTMENT		17	1	6%	18
NEW YORK STATE ELR - QUEST DIAGNOSTICS INCORPORATED		15	3	17%	18
DOCTORS MEMORIAL HOSPITAL		8	10	56%	18
DOCTOR'S IN HOUSE LABORATORY			18	100%	18
MADISON CORE LABORATORIES		17	1	6%	18
LAB INTERMARKET FACILITY LAB			18	100%	18
EMERALD SHORES HEALTH & REHABILITATION			18	100%	18
EMERALD COAST URGENT CARE		6	12	67%	18
PALO ALTO VA MEDICAL CENTER		1	17	94%	18
NEW YORK STATE ELR - WILSON MEMORIAL REGIONAL MEDICAL CENTER		17	1	6%	18
STONE WASH CLINICAL LABORATORIES		2	16	89%	18
SUNTREE INTERNAL MEDICINE		18			18
TPCA CLINICAL LABORATORIES		15	3	17%	18
XPRESS WELLNESS URGENT CARE			18	100%	18
LABORATORY OF FLORIDA			17	100%	17
FLORIDA DEPARTMENT OF HEALTH		10	7	41%	17
WATSON CLINIC LLP SOUTH			17	100%	17
QUEST DIAGNOSTICS NICHOLS INSTITUTE - SJC (LPP)		12	5	29%	17
AMERICAN HEALTH ASSOCIATES OF TAMPA		2	15	88%	17
POINT WASHINGTON MEDICAL CLINIC			17	100%	17
NEW YORK STATE ELR - BROOKDALE UNIVERSITY HOSPITAL		16	1	6%	17
ST VINCENTS MEDICAL CENTER RIVERSIDE NURSING		1	16	94%	17
PATHGROUP			17	100%	17

COVID-19: testing by laboratory

Data through Sep 10, 2020 verified as of Sep 11, 2020 at 09:25 AM

Data in this report are provisional and subject to change.

The numbers in the table below represent the number of Florida and non-Florida residents for whom test results were received by the Department of Health. A person can be tested by more than one laboratory and can have both positive and negative results. **Therefore, the sum of the numbers in each column will be larger than the total number of people tested.**

Reporting lab	Inconclusive	Negative	Positive	Percent positive	Total
SEVEN RIVERS REGIONAL MEDICAL CENTER		4	13	76%	17
Point of Care Testing			17	100%	17
REDITUS LABORATORIES			17	100%	17
CLINICAL PATHOLOGY LABS		1	16	94%	17
BREVARD HEALTH ALLIANCE			17	100%	17
CLEVELAND CLINIC FOUNDATION		9	8	47%	17
LABCORP INC		4	13	76%	17
SENIOR HEALTH OF WINTER PARK DUNDEE		17			17
CONSOLIDATED LAB SERVICES		8	8	50%	16
ADVENTHEALTH CENTRA CARE DAYTONA BEACH		2	14	88%	16
SIGNATURE HEALTHCARE AT THE COURTYARD		14	2	13%	16
HIGHLANDS MEDICAL CENTER		16			16
LABCORP - CLEARWATER		3	13	81%	16
BIOREFERENCE LABORATORIES	1	8	7	44%	16
CONNECTICUT DEPARTMENT OF HEALTH		14	2	13%	16
NADAL PEDIATRICS - VICTORIA STREET (3385)		3	13	81%	16
SUNCOAST OPTIMAL WELLNESS			16	100%	16
PARK WEST MEDICAL CENTER		15	1	6%	16
TGH		1	15	94%	16
MINUTECLINIC DIAGNOSTIC OF RHODE ISLAND, LLC #1544		15			15
QUEST DIAGNOSTICS INCORPORATED			15	100%	15
Diatherix Laboratories, LLC		5	10	67%	15
NORTH SHORE UNIVERSITY HOSPITAL LABORATORY		14	1	7%	15
TYNDALL AFB			15	100%	15
QUESTDIAGNOSTICS INCORPORATED		1	14	93%	15
AMEERAH LABS			15	100%	15
JACKSON NORTH MEDICAL CENTER		2	13	87%	15
PHYSICIANS STAT			15	100%	15
DIATHERIX		13	2	13%	15
ADVENTHEALTH CENTRA CARE TEMPLE TERRACE			15	100%	15
QUEST DIAGNOSTIC CLINICAL LABORATORIES		12	3	20%	15
MINUTECLINIC DIAGNOSTIC OF SOUTH CAROLINA, LLC		15			15
NEW YORK STATE ELR - ROCHESTER GENERAL HOSPITAL LABORATORY		14	1	7%	15
MEDCOMP SCIENCES			15	100%	15
NEW YORK STATE ELR - LENOX HILL HOSPITAL		13	2	13%	15
ADVENTHEALTH CENTRA CARE WINTER GARDEN		1	13	93%	14
WHITE WILSON MEDICAL CENTER CLINIC			14	100%	14
NEW YORK STATE ELR - ERIE COUNTY MEDICAL CTR CLINICAL LABS		14			14
THE TERRACE OF JACKSONVILLE			14	100%	14
PHOSPHORUS DIAGNOSTICS		12	2	14%	14
HEALTH CENTRAL HOSPITAL			14	100%	14
POARCH BANC CREEK INDIANS TRIBAL HEALTH DEPARTMENT			14	100%	14
DOH		3	11	79%	14
ORLANDO HEALTH		2	12	86%	14
MILLENNIUM PHYSICIAN GROUP LCC			14	100%	14
CLINICAL LABORATORY SERVICES			13	100%	13

COVID-19: testing by laboratory

Data through Sep 10, 2020 verified as of Sep 11, 2020 at 09:25 AM

Data in this report are provisional and subject to change.

The numbers in the table below represent the number of Florida and non-Florida residents for whom test results were received by the Department of Health. A person can be tested by more than one laboratory and can have both positive and negative results. **Therefore, the sum of the numbers in each column will be larger than the total number of people tested.**

Reporting lab	Inconclusive	Negative	Positive	Percent positive	Total
TROY REGIONAL MEDICAL CENTER		7	6	46%	13
ADVANCED URGENT CARE		11	2	15%	13
ADVENTHEALTH CENTRA CARE DELAND			13	100%	13
SOUTHEAST FAMILY HEALTHCARE CENTER			13	100%	13
ADVENTHEALTH CENTRA CARE CITRUS PARK			13	100%	13
ADVENTHEALTH CENTRA CARE WINTER PARK		7	6	46%	13
VISITING PHYSICIANS ASSOCIATION LABORATORY		11	2	15%	13
BAPTIST SOUTH MEDICAL CENTER		2	11	85%	13
MD LABS		2	11	85%	13
NEW YORK STATE ELR - BRONX LEBANON HOSPITAL-MEDICAL CENTER		12	1	8%	13
FLORIDA STATE HOSPITAL			13	100%	13
UVMC MICROBIOLOGY		12	1	8%	13
FLORIDA HOSPITAL MEDICAL GROUP		10	3	23%	13
TALLAHASSEE PRIMARY CARE ASSOC, PA		12	1	8%	13
ADVENT HEALTH CENTRA CARE- KID'S CARE		12	1	8%	13
DEPARTMENT OF VETERANS AFFAIRS MEDICAL CENTER			13	100%	13
XERA MED RESEARCH			13	100%	13
LEON CHD		12			12
LAKE CITY VETERANS HOSPITAL			12	100%	12
CVS PHARMACY, INC DBA CVS/PHARMACY #5685		12			12
ADVENTHEALTH ZEPHYRHILLS			12	100%	12
FLORIDA DEPT OF HEALTH		4	8	67%	12
TEN HEALTHCARE		2	10	83%	12
DYNAMIC DNA LAB		1	11	92%	12
TOTAL RENAL LABORATORIES INC		7	5	42%	12
UNIVERSITY OF WEST FLORIDA STUDENT HEALTH SERVICES			12	100%	12
ADVENT HEALTH CENTRA CARE - EAST ORLANDO		4	8	67%	12
VAVA PARTNERS LLC		3	9	75%	12
SHELBY COUNTY HEALTH CARE CORPORATION		9	3	25%	12
WESTPAC LABS		1	11	92%	12
BROWARD DIALYSIS			12	100%	12
NEW YORK STATE ELR - SARATOGA HOSPITAL LABORATORY		11	1	8%	12
CENTRA CARE - SAND LAKE			12	100%	12
MINUTE CLINIC LLC #2216		12			12
BAYCARE OUTREACH LABORATORY SERVICES		1	10	91%	11
CENTRA CARE-LBV			11	100%	11
DELRAY MEDICAL CENTER LAB			11	100%	11
POCONO MEDICAL CENTER		11			11
SELECT REFERENCE LABORATORIES, LLC			11	100%	11
UNIVERSITY MEDICAL CENTER SUITES		7	4	36%	11
ACHS		2	9	82%	11
PERSONALIZED GENETIC TESTING			11	100%	11
BAPTIST PRIMARY CARE		3	8	73%	11
UPMC CHAUTAUQUA AT WCA LABORATORY		11			11
LAKELAND REGIONAL HEALTH LAKE MIRIAM			11	100%	11
SANTA ROSA MEDICAL CENTER CLINICAL LAB		3	8	73%	11

COVID-19: testing by laboratory

Data through Sep 10, 2020 verified as of Sep 11, 2020 at 09:25 AM

Data in this report are provisional and subject to change.

The numbers in the table below represent the number of Florida and non-Florida residents for whom test results were received by the Department of Health. A person can be tested by more than one laboratory and can have both positive and negative results. **Therefore, the sum of the numbers in each column will be larger than the total number of people tested.**

Reporting lab	Inconclusive	Negative	Positive	Percent positive	Total
AMERICAN ESOTERIC LABORATORIES			11	100%	11
PROMEDICA LABORATORIES		10	1	9%	11
ADVENT HEALTH SEBRING			11	100%	11
FLORIDA COMMUNITY HEALTH CENTER OF ST. LUCIE			11	100%	11
PALM BEACH PATHOLOGY		9	2	18%	11
ESCAMBIA COMMUNITY CLINIC			11	100%	11
INDIAN RIVER MEDICAL CENTER		11			11
FAST TRACK URGENT CARE CENTER - TYRONE			11	100%	11
MINUTE CLINIC INCORPORATE		10	1	9%	11
FUNGAL REFERENCE LABORATORY		11			11
FLORIDA GULF COAST UNIVERSITY			11	100%	11
BAYCARE LABORATORIES		1	9	90%	10
BioReference Laboratories, Inc			10	100%	10
SPECIALITY LABORATORIES,INC		9	1	10%	10
BROWARD HEALTH CARE			10	100%	10
PARKWEST MEDICAL CENTER		9	1	10%	10
NEW JERSEY DEPARTMENT OF HEALTH COMMUNICABLE DISEASE SERVICE		3	7	70%	10
MAINSTREET FAMILY CARE		1	9	90%	10
AFC URGENT CARE		1	9	90%	10
ARCPPOINT LABS - BIRMINGHAM		10			10
NEW YORK STATE ELR - NEW YORK CITY DEPARTMENT OF HEALTH & MENTAL		9	1	10%	10
PINELLAS COUNTY HEALTH DEPARTMENT		2	8	80%	10
KEYS MEDICAL GROUP			10	100%	10
PARAMOUNT URGENT CARE - OVIEDO		3	7	70%	10
LAKE MARY KIDS CENTRA CARE			10	100%	10
ACADIAN DIAGNOSTIC LABORATORIES		8	2	20%	10
LAKE BALDWIN CBOC		9	1	10%	10
MEDICAL LABORATORY DIAGNOSTICS			10	100%	10
CORE LABORATORY		1	9	90%	10
KEY PRIMARY CASE			10	100%	10
NEW YORK STATE ELR - CATHOLIC HEALTH SERVICES REGIONAL LABORATORY		8	2	20%	10
FAST TRACK URGENT CARE CENTER - SEMINOLE			9	100%	9
MASSACHUSETTS GENERAL HOSPITAL		1	8	89%	9
PATHOGENIUS LABORATORIES		2	7	78%	9
FLORIDA HOSPITAL LABS			9	100%	9
MICHIGAN DEPARTMENT OF HEALTH AND HUMAN SERVICES			9	100%	9
UMHC/SYLVESTER AT KENDALL		1	8	89%	9
CREATIVE TESTING SOLUTIONS		3	6	67%	9
BAY PINES VA		1	8	89%	9
BIO-REFERENCE LABORATORIES			9	100%	9
GCPM MANUAL MICROBIOLOGY		1	8	89%	9
NORTH CAROLINA DEPARTMENT OF HEALTH & HUMAN SERVICES			9	100%	9
NEW YORK STATE ELR - VASSAR BROTHERS MEDICAL CENTER LABORATORY		9			9
HUNTINGTON HOSPITAL LABORATORY		8	1	11%	9
ADVENTHEALTH CENTRA CARE ORMOND BEACH			9	100%	9
PALM BAY URGENT CARE			9	100%	9

COVID-19: testing by laboratory

Data through Sep 10, 2020 verified as of Sep 11, 2020 at 09:25 AM

Data in this report are provisional and subject to change.

The numbers in the table below represent the number of Florida and non-Florida residents for whom test results were received by the Department of Health. A person can be tested by more than one laboratory and can have both positive and negative results. **Therefore, the sum of the numbers in each column will be larger than the total number of people tested.**

Reporting lab	Inconclusive	Negative	Positive	Percent positive	Total
SOUTHEAST ALABAMA MEDICAL CENTER			9	100%	9
CENTURY HEALTH AND REHABILITATION CENTER			9	100%	9
ADVENT HEALTH NEW SMYRNA BEACH			9	100%	9
ST VINCENT'S EAST LABORATORY		8	1	11%	9
EXOSOME DIAGNOSTICS		9			9
BAY CARE OCCUPATIONAL CLINIC			9	100%	9
NEW YORK STATE ELR - GOOD SAMARITAN HOSPITAL LABORATORY		9			9
NEW YORK STATE ELR - LOURDES HOSPITAL INC		9			9
FLORIDA PEDIATRICS			9	100%	9
OAKTREE HEALTHCARE			9	100%	9
GENUS3		3	6	67%	9
SANFORD MOBILE LAB		7	2	22%	9
BIOFIRE		1	8	89%	9
APPLE DIAGNOSTICS LAB		3	5	63%	8
SPORTS DRUG TESTING LABORATORY			8	100%	8
STATE LAB		1	7	88%	8
NEW YORK STATE ELR - JAMES J PETERS VA MEDICAL CENTER		6	2	25%	8
PECONIC BAY MEDICAL CENTER LABORATORY		6	2	25%	8
SPECTOR SCIENTIFIC LAB			8	100%	8
SYLVESTER AT PLANTATION LABORATORY		7	1	13%	8
AIM LABORATORIES			8	100%	8
GLEN OAKS HEALTH AND REHABILITATION CENTER			8	100%	8
ST. JOSEPH HOSPITAL AND HEALTH CARE INC.			8	100%	8
ASCENSION ST. VINCENT'S PRIMARY CARE			8	100%	8
MHHS All Lab Subsection		8			8
HEALTHQUEST LABORATORIES		2	6	75%	8
BOZEMAN HEALTH DEACONESS HOSPITAL		5	3	38%	8
CVS PHARMACY			8	100%	8
THE COMMONWEALTH OF MASSACHUSETTS			8	100%	8
CVS PHARMACY # 10423		7	1	13%	8
LEE MEMORIAL LAB GULF COAST	2		6	75%	8
PRATTVILLE BAPTIST HOSPITAL		7	1	13%	8
GENEUS DIAGNOSTICS			8	100%	8
CHEMISYS LABORATORIES			8	100%	8
COMMUNITY HEALTH CENTER		2	6	75%	8
BAYONET POINT MEDICAL CENTER			8	100%	8
WOLFSON (USE BAPTIST)			8	100%	8
X-GENE MOLECULAR LABS		1	7	88%	8
NEW YORK STATE ELR - NORTH CENTRAL BRONX HOSP		7	1	13%	8
DOCTOR'S IN HOUSE LAB			8	100%	8
NEW YORK STATE ELR - ST PETER'S BENDER LABORATORY		8			8
LONGLEAF DIAGNOSTIC LABORATORIES		2	6	75%	8
DALE MEDICAL CENTER		4	4	50%	8
LONGWOOD FAMILY PRACTICE		8			8
Maury Regional Hospital		5	3	38%	8
BROAD INSTITUTE CLINICAL SEQUENCING RESEARCH PLATFORM		5	2	29%	7

COVID-19: testing by laboratory

Data through Sep 10, 2020 verified as of Sep 11, 2020 at 09:25 AM

Data in this report are provisional and subject to change.

The numbers in the table below represent the number of Florida and non-Florida residents for whom test results were received by the Department of Health. A person can be tested by more than one laboratory and can have both positive and negative results. **Therefore, the sum of the numbers in each column will be larger than the total number of people tested.**

Reporting lab	Inconclusive	Negative	Positive	Percent positive	Total
FLORIDA DEPARTMENT OF HEALTH IN LAKE COUNTY		3	4	57%	7
MINUTECLINIC DIAGNOSTIC OF RHODE ISLAND, LLC #212		7			7
ORMOND BEACH CENTRA CARE			7	100%	7
INTERMOUNTAIN CENTRAL LAB		1	6	86%	7
NORTHWELL HEALTH PLAINVIEW HOSPITAL LABORATORY		5	2	29%	7
MEDEMERGE		6	1	14%	7
ST CATHERINE OF SIENA HOSPITAL		7			7
FLORIDA DEPARTMENT OF HEALTH IN HILLSBOROUGH COUNTY			7	100%	7
CLEVELAND CLINIC			7	100%	7
UNIPATH			7	100%	7
UNIVERSITY HOSPITAL - STONY BROOK EASTERN		7			7
CANTON-POTSDAM HOSPITAL LABORATORY		7			7
LABCORP BURLINGTON CYTO		5	2	29%	7
ADVENTHEALTH PEDIATRICS/LAKE MARY PEDS		6	1	14%	7
NEW YORK STATE ELR - HUDSON VALLEY HOSPITAL CENTER LABORATORY		6	1	14%	7
ROCKLEDGE			7	100%	7
WALGREENS #03413		5	2	29%	7
NORTH BAY HOSPITAL			7	100%	7
FLORIDA HOSPITAL KISSIMMEE		4	3	43%	7
FLORIDA CLINICAL LAB			7	100%	7
CENTRA CARE HUNTER'S CREEK		1	6	86%	7
EXPRESS GENE MOLECULAR DIAGNOSTICS LABORATORY		1	6	86%	7
MINUTECLINIC #4760		7			7
NEW YORK STATE ELR - JAMAICA HOSPITAL MEDICAL CENTER		7			7
STATEN ISLAND UNIVERSITY HOSPITAL-POUCH		7			7
NEW YORK STATE ELR - LABORATORY ALLIANCE OF CENTRAL NEW		7			7
ABBOTT			7	100%	7
ARCHBOLD MEMORIAL HOSPITAL/LAB		3	4	57%	7
LAB CORP OF AMERICA		2	5	71%	7
LEE COUNTY HEALTH DEPARTMENT		4	3	43%	7
PCB CLINIC			7	100%	7
BAYCARE MEDICAL GROUP INC			7	100%	7
NO NAME		5	2	29%	7
HEALTHMARK REGIONAL HOSPITAL LAB		3	4	57%	7
PRECISION GENETICS			7	100%	7
NEW YORK PRESBYTERIAN - ALLEN HOSPITAL		7			7
MONTEFIORE NEW ROCHELLE HOSPITAL		6			6
BROOKWOOD BAPTIST MEDICAL CENTER		6			6
QUOTIENT SCIENCES			6	100%	6
FLORIDA WOMAN CARE LABORATORY			6	100%	6
BOCA RATON REGIONAL HOSPITAL LAB			6	100%	6
DOH JACKSONVILLE CENTRAL LABORATORY		3	3	50%	6
TRUE HEALTH DIAGNOSTICS		1	5	83%	6
CAPITAL HEALTH PLAN LABORATORIES			6	100%	6
TOTAL ACCESS URGENT CARE			6	100%	6
VIRTUA VOORHEES HOSPITAL		4	2	33%	6

COVID-19: testing by laboratory

Data through Sep 10, 2020 verified as of Sep 11, 2020 at 09:25 AM

Data in this report are provisional and subject to change.

The numbers in the table below represent the number of Florida and non-Florida residents for whom test results were received by the Department of Health. A person can be tested by more than one laboratory and can have both positive and negative results. **Therefore, the sum of the numbers in each column will be larger than the total number of people tested.**

Reporting lab	Inconclusive	Negative	Positive	Percent positive	Total
MICHIGAN DEPARTMENT OF COMMUNITY HEALTH		1	5	83%	6
LABCORP - NAPLES		1	5	83%	6
GENE STREET LABORATORIES, LLC		6			6
NITE LITE PEDIATRICS - PORT ST. LUCIE		2	4	67%	6
DCH REGIONAL MEDICAL CENTER LABORATORY		6			6
ROCKLEDGE FAMILY HEALTH			6	100%	6
ACH			6	100%	6
HEALTH CARE LABORATORY SERVICES			6	100%	6
LAKELAND REGIONAL HEALTH			6	100%	6
NICHOLS INSTITUTE QUEST DIAGNOSTICS	1	2	3	50%	6
COVANCE CENTRAL LABORATORY			6	100%	6
TAMiami LAB MILLENIUM			6	100%	6
AMERICAN FAMILY CARE			6	100%	6
CENTRA CARE - APOKA			6	100%	6
ISLAND COAST PEDIATRICS PA		6			6
METRO KNOXVILLE HMA		5	1	17%	6
BIOCEPT			6	100%	6
PALMETTO HEALTH ALLIANCE		3	3	50%	6
ST ELIZABETH MEDICAL CENTER LABORATORY		6			6
EVERLYWELL		3	3	50%	6
ST JOSEPH HOSPITAL		5	1	17%	6
LABCORP NEW PORT RICHEY			6	100%	6
COLORADO DEPARTMENT OF PUBLIC HEALTH AND ENVIRONMENT			5	100%	5
WATAUGA MEDICAL CENTER		3	2	40%	5
CHILDREN'S HOSPITAL OF PHILADELPHIA		5			5
MAKO MEDICAL LABORATORIES		1	4	80%	5
COASTAL URGENT CARE			5	100%	5
LIFE CARE CENTER OF ALTAMONTE SPRINGS			5	100%	5
ARNOT OGDEN MEDICAL CENTER LABORATORY		5			5
COMMUNITY HEALTH OF SOUTH FLORIDA			5	100%	5
LABCORP DIAGNOSTICS-MIAMI		2	3	60%	5
HOLY NAME MEDICAL CENTER		5			5
AEL KNOXVILLE			5	100%	5
GRAND ST PAUL CVS		5			5
NORTHWESTERN MEMORIAL HOSPITAL			5	100%	5
XRL SXF REF LAB		5			5
INDIAN RIVER CHD VERO BEACH		4	1	20%	5
BAY CARE			5	100%	5
MANATEE PEDIATRICS			5	100%	5
CAREWELL 301 - WARWICK			5	100%	5
LEHIGH VALLEY HOSPITAL		3	2	40%	5
JFK MEDICAL CENTER NORTH LAB			5	100%	5
NORTH OKALOOSA PHYSICIAN GROUP		5			5
OMNICARE PHARMACY OF TEXAS 1, LP DBA OMNICARE		5			5
Cleveland Clinic Laboratories		1	4	80%	5
BAYFRONT HEALTH PUNTA GORDA			5	100%	5

COVID-19: testing by laboratory

Data through Sep 10, 2020 verified as of Sep 11, 2020 at 09:25 AM

Data in this report are provisional and subject to change.

The numbers in the table below represent the number of Florida and non-Florida residents for whom test results were received by the Department of Health. A person can be tested by more than one laboratory and can have both positive and negative results. **Therefore, the sum of the numbers in each column will be larger than the total number of people tested.**

Reporting lab	Inconclusive	Negative	Positive	Percent positive	Total
SHELBY BAPTIST MEDICAL CENTER		2	3	60%	5
FRANCES WARDE MEDICAL LABORATORY		2	3	60%	5
NORTHSHORE UNIVERSITY HEALTHSYSTEM EVANSTON HOSPITAL LAB			5	100%	5
EMERALD COAST URGENT CARE, LLC		1	4	80%	5
NEW YORK STATE ELR - SOUTHSIDE HOSPITAL NORTHWELL HEALTH LABORATORY		4	1	20%	5
LAWTON CHILES HEALTH CENTER			5	100%	5
BIOTECH			5	100%	5
ROBERT WOOD JOHNSON HOSPITAL		4	1	20%	5
SUNCOAST URGENT CARE			5	100%	5
ST ANTHONY NORTH			5	100%	5
SAINT PETER'S UNIVERSITY HOSPITAL		5			5
THOMAS JEFFERSON UNIVERSITY HOSPITAL		4	1	20%	5
UNIVERSITY OF MIAMI HEPATOLOGY DIAGNOSTIC LABORATORY			5	100%	5
ST VINCENT'S CHILTON		4	1	20%	5
THE VILLAGES CLINICAL LAB		4	1	20%	5
EMERGENCY MEDICAL CENTER			5	100%	5
VA COMMUNITY CLINIC			5	100%	5
FLORIDA HOSPITAL		1	4	80%	5
TMH PHYSICIAN PARTNERS - MONTICELLO		5			5
JAMES A HALEY VETERAN'S HOSPITAL			5	100%	5
BEAUMONT LABORATORY			5	100%	5
SANTA ROSA HMA PHYS MGMT		5			5
UNKNOWN LAB			5	100%	5
NEW YORK STATE ELR - JACOBI MEDICAL CENTER		5			5
FINLAY C. LABORATORY		3	2	40%	5
UPMC HEALTH SYSTEM		4	1	20%	5
BROWARD COUNTY HEALTH DEPT.			5	100%	5
RIVERSIDE MEDICAL GROUP		4	1	20%	5
DORAL URGENT CARE			5	100%	5
LABCORP - BRANDON		3	1	25%	4
IRL MARKET LAB			4	100%	4
QUEST DIAGNOSTIC INC TECHINICAL			4	100%	4
MINUTECLINIC DIAGNOSTIC OF RHODE ISLAND, LLC #590		4			4
ABBOTT NORTHWESTERN HOSPITAL LAB		1	3	75%	4
DIACARTA INC.		4			4
PEDIATRIC HEALTH CARE ALLIANCE			4	100%	4
GULF COAST MEDICAL GROUP			4	100%	4
MOUNT DORA PEDIATRICS		4			4
SONORA QUEST LABORATORIES			4	100%	4
NAPHCARE, INC.			4	100%	4
AARK LABORATORY		4			4
ILLINOIS DEPT OF PUBLIC HEALTH LAB - SPRINGFIELD			4	100%	4
UNIVERSITY HOSPITAL		2	2	50%	4
LAKE WALES MEDICAL CENTER INC			4	100%	4
WALGREENS #04834		4			4
QUEST DIAGNOSTICS- MELBOURNE			4	100%	4

COVID-19: testing by laboratory

Data through Sep 10, 2020 verified as of Sep 11, 2020 at 09:25 AM

Data in this report are provisional and subject to change.

The numbers in the table below represent the number of Florida and non-Florida residents for whom test results were received by the Department of Health. A person can be tested by more than one laboratory and can have both positive and negative results. **Therefore, the sum of the numbers in each column will be larger than the total number of people tested.**

Reporting lab	Inconclusive	Negative	Positive	Percent positive	Total
PRECISION LABS LLC		1	3	75%	4
LABCORP RARITAN		4			4
MI2297090CV HOLLAND-23D2189684		4			4
DAVITA LABORATORY		4			4
INTERMARKET FACILITY			4	100%	4
WALGREENS #6637		4			4
COVENIENT CARE MEDICAL CLINIC			4	100%	4
UNIVERSITY OF CHICAGO MEDICAL CENTER LAB			4	100%	4
TITUSVILLE/ADVENT CENTRA CARE			4	100%	4
NEW YORK STATE ELR - BROOKLYN HOSPITAL CENTER DOWNTOWN CAMPUS		4			4
NEWYORK-PRESBYTERIAN/ LAWRENCE HOSPITAL LABORATORY		4			4
METHODIST MEDICAL CENTER		3	1	25%	4
TA LABCORP TAMPA			4	100%	4
NEW HAMPSHIRE DEPARTMENT OF HEALTH AND HUMAN SERVICES		3	1	25%	4
COLLIER COUNTY HEALTH DEPT.		2	2	50%	4
DOCTORS CLINICAL LABORATORY, INC		3	1	25%	4
CAPE REGIONAL MEDICAL CENTER		4			4
GADSDEN REGIONAL MEDICAL CENTER		4			4
STATEN ISLAND UNIVERSITY HOSPITAL SEGUINE AVE		4			4
DTR LABS		3	1	25%	4
SONIC REFERENCE LABORATORY			4	100%	4
LINCOLN MEDICAL AND MENTAL HEALTH CENTER		4			4
SOUTHWESTERN REGIONAL MEDICAL CENTER - TULSA		4			4
EXPRESS TESTING-ONE			4	100%	4
STATEN ISLAND UNIVERSITY HOSPITAL		4			4
CONNECTDX			4	100%	4
FISHERMEN'S HOSPITAL			4	100%	4
FAMILY HEALTH CENTERS OF SWF LABS		1	3	75%	4
GENUS DIAGNOSTICS			4	100%	4
DELAWARE CVS PHARMACY, LLC		4			4
VA GULF COAST VETERANS HEALTH CARE SYSTEM			4	100%	4
VRL EUROFINs		2	2	50%	4
WALGREENS NO 09204		4			4
APPALACHIAN REGIONAL HEALTHCARE SYSTEM		4			4
MINUTECLINIC DIAGNOSTIC OF TEXAS, LLC		4			4
CENTRA CARE - LAKE NONA		1	3	75%	4
NEW YORK STATE ELR - SAMARITAN HOSPITAL LABORATORY		4			4
WALGREENS #09353		4			4
LUXOR SCIENTIFIC LLC			4	100%	4
AURORA DIAGNOSTICS			4	100%	4
QUEST DIAGNOSTIC			4	100%	4
BAPTIST MEDICAL PLAZA AT DORAL URGENT CARE CENTER		4			4
WEST PACIFIC MEDICAL LABORATORY			4	100%	4
PROMEDICA LABORATORIES		4			4
UAB		3	1	25%	4
WIMAUMA COMMUNITY HEALTH CENTER		1	3	75%	4

COVID-19: testing by laboratory

Data through Sep 10, 2020 verified as of Sep 11, 2020 at 09:25 AM

Data in this report are provisional and subject to change.

The numbers in the table below represent the number of Florida and non-Florida residents for whom test results were received by the Department of Health. A person can be tested by more than one laboratory and can have both positive and negative results. **Therefore, the sum of the numbers in each column will be larger than the total number of people tested.**

Reporting lab	Inconclusive	Negative	Positive	Percent positive	Total
BAPTIST MEDICAL CENTER EAST		2	2	50%	4
PRMG - EAST NAPLES		1	3	75%	4
CAPE COD HOSPITAL			4	100%	4
MEDONE URGENT CARE CENTER		2	2	50%	4
CELAL GUROL ERBAY, MD			4	100%	4
OKLAHOMA STATE UNIVERSITY DIAGNOSTIC LAB			4	100%	4
WALGREENS #17132		4			4
Northwell Lab			4	100%	4
MEDLOGIC, LLC		1	3	75%	4
LIFE CARE CENTER OF PENSACOLA		4			4
IU HEALTH PATHOLOGY			4	100%	4
DOCTORS URGENT CARE			4	100%	4
MINUTECLINIC DIAGNOSTIC OF TEXAS, LLC #2580		4			4
MISSOURI DEPARTMENT OF HEALTH AND SENIOR SERVICES			4	100%	4
METROPOLITAN HOSPITAL CENTER		4			4
PARROTT MEDICAL CLINIC			4	100%	4
SANFORD SOUTH UNIVERSITY		3			3
ETHOS LABORATORIES		3			3
IOWA DEPARTMENT OF PUBLIC HEALTH			3	100%	3
NATIONS BEST FAMILY HEALTH CARE			3	100%	3
NEW YORK STATE ELR - LONG ISLAND JEWISH MED CTR		3			3
DEPARTMENT OF VETERANS AFFAIRS ORLANDO MEDICAL CENTER			3	100%	3
VIRACOR		2	1	33%	3
NORTHERN LIGHT LABORATORY		1	2	67%	3
NORTH FLORIDA PEDIATRICS-MARIANNA			3	100%	3
MINUTECLINIC DIAGNOSTIC OF ILLINOIS		3			3
WALGREENS #10775		3			3
NORTH FLORIDA PEDIATRICS JASPER			3	100%	3
BETH ISRAEL DEACONESS MEDICAL CENTER			3	100%	3
MONTANA PUBLIC HEALTH LAB			3	100%	3
BAYCARE OUTREACH LABORATORY HOSPITAL			3	100%	3
DEACONESS HOSPITAL			3	100%	3
QUEST ELR		2	1	33%	3
NORTH BROWARD HOSPITAL DISTRICT HEALTHCARE FOR THE HOMELESS			3	100%	3
HEALTHY MINORS, LLC.		3			3
PATIENTS FIRST LAKE ELLA MEDICAL CENTER		3			3
PRIMARY CARE OF THE TREASURE COAST			3	100%	3
PENN MEDICINE PRINCETON MEDICAL CENTER		3			3
DACH MAIN LAB			3	100%	3
NOVANT HEALTH INPATIENT CARE			3	100%	3
SSM HEALTH ST LOUIS MICROBIOLOGY LABORATORY		1	2	67%	3
MARSHALL MEDICAL CENTER SOUTH LAB		2	1	33%	3
QUATRACOR PLLC		3			3
PRISMA HEALTH MIDLANDS			3	100%	3
FORT SANDERS REGIONAL LABORATORY		3			3
SAMARITAN MEDICAL CENTER		3			3

COVID-19: testing by laboratory

Data through Sep 10, 2020 verified as of Sep 11, 2020 at 09:25 AM

Data in this report are provisional and subject to change.

The numbers in the table below represent the number of Florida and non-Florida residents for whom test results were received by the Department of Health. A person can be tested by more than one laboratory and can have both positive and negative results. **Therefore, the sum of the numbers in each column will be larger than the total number of people tested.**

Reporting lab	Inconclusive	Negative	Positive	Percent positive	Total
EISENHOWER ARMY MEDICAL CENTER			3	100%	3
RIVERVIEW REGIONAL MEDICAL CENTER		3			3
INDIANA STATE DEPARTMENT OF HEALTH		1	2	67%	3
KEY WEST URGENT CARE, INC		3			3
ILLINOIS DEPARTMENT OF PUBLIC HEALTH			3	100%	3
FLORIDA HOSPITAL ALTAMONTE		2	1	33%	3
PALM BEACH COUNTY HEALTH DEPARTMENT LABORATORY			3	100%	3
PATIENT FIRST - ALLENTOWN			3	100%	3
SCIENTIFIC LABORATORY DIVISION			3	100%	3
HELIX DIAGNOSTICS			3	100%	3
ST JOSEPH WOMENS HOSPITAL			3	100%	3
KEY WEST HEALTH AND REHAB			3	100%	3
BEEBE MEDICAL CENTER LABORATORY		3			3
RICHMOND UNIVERSITY MEDICAL CENTER		2	1	33%	3
DMH STEINHATCHEE FAMILY MEDICINE		1	2	67%	3
ALACHUA COUNTY HEALTH DEPARTMENT			3	100%	3
DOCTOR'S IN-HOUSE LAB/COMMUNITY HEALTH CENTERS OF PINELLAS -PINELLAS P			3	100%	3
FLORIDA CLINICAL LABORATORY - BIOREFERENCE LABORATORIES		2	1	33%	3
SHARP MEMORIAL HOSPITAL MICROBIOLOGY DEPT			3	100%	3
SIGNATURE CARE PFLUGERVILLE			3	100%	3
ADVANCED LAB			3	100%	3
NORTH NAPLES HOSPITAL RESPIRATORY THERAPY DEPARTMENT			3	100%	3
PUBLIC HEALTH LAB		3			3
COOPER HOSPITAL/UNIVERSITY MEDICAL		3			3
WOODHULL MEDICAL AND MENTAL HEALTH CTR		3			3
WASHINGTON REHABILITATION AND NURSING CENTER		3			3
ACCESS HEALTH CARE		2	1	33%	3
MEDRITE			3	100%	3
WALGREENS #05398		2	1	33%	3
CVS PHARMACY, INC DBA CVS/PHARMACY #10581		3			3
CALHOUN LIBERTY HOSPITAL			3	100%	3
CENTRAL FLORIDA HEALTH CARE INC			3	100%	3
FAMILY AND INTERNAL MEDICINE AT AVALON PARK		3			3
NORTHERN DUTCHESS HOSPITAL LABORATORY		3			3
TIMBER RIDGE LABORATORY			3	100%	3
KETTERING HEALTH			3	100%	3
CORAL GABLES HOSPITAL			3	100%	3
JACKSON SOUTH COMMUNITY HOSPITAL LAB			3	100%	3
COUNTY OF LOS ANGELES			3	100%	3
JOHNS HOPKINS MEDICAL LABORATORIES		1	2	67%	3
NEW YORK STATE ELR - ORANGE REGIONAL MEDICAL CENTER LABORATORY		3			3
MAYO		1	2	67%	3
MIAMI CANCER INSTITUTE			3	100%	3
TELEVISIT MALABAR PEDIATRICS			3	100%	3
BLOUNT MEMORIAL HOSPITAL		3			3
JOE DIMAGGIO CHILDREN'S HOSPITAL		1	2	67%	3

COVID-19: testing by laboratory

Data through Sep 10, 2020 verified as of Sep 11, 2020 at 09:25 AM

Data in this report are provisional and subject to change.

The numbers in the table below represent the number of Florida and non-Florida residents for whom test results were received by the Department of Health. A person can be tested by more than one laboratory and can have both positive and negative results. **Therefore, the sum of the numbers in each column will be larger than the total number of people tested.**

Reporting lab	Inconclusive	Negative	Positive	Percent positive	Total
MARYLAND STATE DEPT OF HEALTH	2		1	33%	3
MAINSTREET FAMILY SELECT			3	100%	3
MINUTECLINIC, LLC #08366		2	1	33%	3
UCLA HEALTHCARE CLINICAL LABS			3	100%	3
BARONESS ERLANGER HOSPITAL		3			3
CAPTAIN JAMES A. LOVELL FEDERAL HEALTHCARE CENTER			3	100%	3
TANNER MEDICAL CENTER EAST AL		3			3
ST LUKES HOSPITAL LABORATORY		2	1	33%	3
UNIVERSITY OF MIAMI			3	100%	3
WESLEY CHAPEL INTERNAL MEDICINE AND PEDIATRICS			3	100%	3
AMERICAN FAMILY CARE- ORANGE BEACH			3	100%	3
BAY CARE LAB SERVICES/ST. ANTHONY'S HOSPITAL			3	100%	3
THE UNIVERSITY OF VERMONT MEDICAL CENTER		3			3
WALGREENS #19348		3			3
WILLIAM A HINTON STATE LABORATORY INSTITUTE		1	2	67%	3
DOH-TAMPA BRANCH LABORATORY (MLK BLVD)			3	100%	3
PALMS WEST HOSPITAL			3	100%	3
PENNSYLVANIA DEPARTMENT OF HEALTH BUREAU OF LABORATORIES			3	100%	3
VIRGINIA DIVISION OF CONSOLIDATED LABORATORIES			3	100%	3
EGL GENETICS DIAGNOSTICS			3	100%	3
WAKEMED		1	2	67%	3
WALGREENS #5317		3			3
MONTEFIORE ST LUKE'S CORNWALL HOSPITAL		2	1	33%	3
VA OUTPATIENT			3	100%	3
WALGREENS #11293		3			3
BIODESIX, INC.		3			3
COMPUNET CLINICAL LAB			2	100%	2
EMORY UNIVERSITY HOSPITAL			2	100%	2
FIRST CARE - MIDDLESBORO			2	100%	2
UAB DIV OF INFECTIOUS DISEASES LAB		2			2
UNIVERSITY OF MARYLAND MEDICAL CENTER			2	100%	2
NEW YORK STATE ELR - LONG ISLAND JEWISH VALLEY STREAM		2			2
CORE BIO LABS			2	100%	2
ST PETERSBURG PEDIATRICS-EAST BAY			2	100%	2
ST JOSEPHS CHILDRENS HOSPITAL OUTREACH			2	100%	2
ST CHARLES HOSPITAL LABORATORY		2			2
FAST TRACK URGENT CARE CENTER - DOWNTOWN			2	100%	2
MOLECULAR PATHOLOGY LABORATORY			2	100%	2
UT SOUTHWESTERN MEDICAL CENTER			2	100%	2
LABCORP - LEESBURG			2	100%	2
ENGLEWOOD HOSPITAL AND MEDICAL CENTER			2	100%	2
COLORADO DEPARTMENT OF HEALTH LABORATORY SERVICES DIVISION			2	100%	2
ARNOLD PALMER HOSPITAL LABORATORY			2	100%	2
CELERION			2	100%	2
UNIVERSITY OF WASHINGTON MEDICAL CENTER			2	100%	2
OHIO STATE UNIVERSITY MEDICAL CENTER			2	100%	2

COVID-19: testing by laboratory

Data through Sep 10, 2020 verified as of Sep 11, 2020 at 09:25 AM

Data in this report are provisional and subject to change.

The numbers in the table below represent the number of Florida and non-Florida residents for whom test results were received by the Department of Health. A person can be tested by more than one laboratory and can have both positive and negative results. **Therefore, the sum of the numbers in each column will be larger than the total number of people tested.**

Reporting lab	Inconclusive	Negative	Positive	Percent positive	Total
ASCENSION ST VINCENT'S SOUTHSIDE			2	100%	2
BAYFRONT MEDICAL			2	100%	2
VA HOSPITAL			2	100%	2
ALLIANCE LABS @LRMC			2	100%	2
JERSEY SHORE MEDICAL CENTER		2			2
JOHNSON CITY MEDICAL CENTER		1	1	50%	2
UC CORAL GABLES			2	100%	2
ADVANCED MEDICAL CARE			2	100%	2
BAPTIST HEALTH MEDICAL CENTER			2	100%	2
WEST			2	100%	2
STEWART ST ELIZABETH MEDICAL CENTER			2	100%	2
VIGILINT HEALTHCARE		1	1	50%	2
NORTH DAKOTA DEPT OF HEALTH MICROBIOLOGY			2	100%	2
NEW YORK STATE ELR - NEW YORK PRESBYTERIAN-LOWER MANHATTAN		2			2
NLC LABS			2	100%	2
UK HEALTHCARE			2	100%	2
NORTHWELL HEALTH			2	100%	2
TREASURE COAST COMMUNITY HEALTH			2	100%	2
SOUTHEASTERN PEDIATRIC ASSOCIATES			2	100%	2
BIO-TECH CLINICAL LABORATORIES			2	100%	2
ALVERNO CLINICAL LABORATORIES			2	100%	2
VERMONT DEPARTMENT OF HEALTH LABORATORY		1	1	50%	2
VIDANT MEDICAL CENTER			2	100%	2
UT MEMPHIS UNIVERSITY HEALTH SERVICES			2	100%	2
PRECISION DIAGNOSTICS INC - NJ		2			2
PREMIER MEDICAL LABORATORY			2	100%	2
RIVERVIEW MEDICAL CLINIC		2			2
ADVANCED URGENT CARE CENTER OF THE UPPER KEYS			2	100%	2
URGENT CARE TCMA			2	100%	2
QUEST DIAGNOSTICS-OCALA-SW HIGHWAY 200		2			2
WALGREENS # 05818		2			2
CVS SC2297110CV CHARLSTON		2			2
MIDMICHIGAN MEDICAL CENTER			2	100%	2
Cleveland Clinic Weston			2	100%	2
ABSOLUTE HEALTH INTERNAL MED & PEDIATRICS		2			2
OMNI			2	100%	2
QUEST DIAGNOSTICS-OCALA-SE 3RD		2			2
WHOLE CHILD PEDIATRICS			2	100%	2
WALGREENS #03136		2			2
OMNICARE PHARMACY OF TEXAS 1		2			2
TALLAHASSEE MEMORIAL HEALTHCARE FAMILY MED RESIDENCY			2	100%	2
WALGREENS # 03852		2			2
WALGREEN EASTERN CO, INC		2			2
VIRTUA MEMORIAL HOSPITAL BURLINGTON COUNTY			2	100%	2
TUFTS MEDICAL CENTER			2	100%	2
FCHC (OB)-DARWIN SQUARE CTR.			2	100%	2

COVID-19: testing by laboratory

Data through Sep 10, 2020 verified as of Sep 11, 2020 at 09:25 AM

Data in this report are provisional and subject to change.

The numbers in the table below represent the number of Florida and non-Florida residents for whom test results were received by the Department of Health. A person can be tested by more than one laboratory and can have both positive and negative results. **Therefore, the sum of the numbers in each column will be larger than the total number of people tested.**

Reporting lab	Inconclusive	Negative	Positive	Percent positive	Total
VETERANS OUTPATIENT CLINIC			2	100%	2
WALGREENS #07388		2			2
THOMAS LANGLEY			2	100%	2
ACL LABORATORIES INDUSTRIAL TOXICOLOGY			2	100%	2
UNIVERSITY OF KANSAS MEDICAL CENTER			2	100%	2
NATIONWIDE LABORATORY SERVICES		1	1	50%	2
SCDHEC BUREAU OF LABORATORIES			2	100%	2
SOUTHEAST GEORGIA HEALTH SYSTEM			2	100%	2
SARASOTA MEMORIAL MEDICAL URGENT CARE CENTER			2	100%	2
SARNO EXTENDED HOURS			2	100%	2
YORK HOSPITAL - LABORATORY			2	100%	2
OHIO DEPARTMENT OF HEALTH LABORATORY		2			2
LABCORP - ORLANDO		1	1	50%	2
BAPTIST HEALTH URGENT CARE AT KENDALL LAKES			2	100%	2
DYNACARE LABORATORIES			2	100%	2
NEW YORK STATE ELR - ERIE COUNTY PUBLIC HEALTH CLINICAL		2			2
ERIE COUNTY MEDICAL CTR CLINICAL LABS		2			2
NOT INDICATED			2	100%	2
LABCORP PHOENIX			2	100%	2
CLERMONT ADVENTHEALTH CENTRA CARE			2	100%	2
ROCKEFELLER UNIVERSITY CLINICAL GENOMICS LABORATOR		2			2
QUEST DIAGNOSTICS INCORPORATED			2	100%	2
CONEMAUGH MEMORIAL MEDICAL CENTER		2			2
FLORIDA HEALTH CARE PLANS			2	100%	2
QUEENS HOSPITAL CENTER		2			2
DEKALB MEDICAL CENTER LABORATORY			2	100%	2
SOUTHEASTERN REGIONAL MEDICAL CENTER			2	100%	2
SJH			2	100%	2
LEXINGTON MEDICAL CENTER			2	100%	2
CARL R DARNALL ARMY MEDICAL CENTER			2	100%	2
LAKEWOOD RANCH ER 24/7			2	100%	2
MONROE COUNTY HOSPITAL		2			2
CHILDREN'S MEDICAL CENTER			2	100%	2
MEYER PEDIATRICS			2	100%	2
GUTHRIE MEDICAL GROUP LABORATORIES		2			2
GENOVA DIAGNOSTICS LABORATORY			2	100%	2
LINCOLN DIAGNOSTIC LAB		2			2
MEDICAL CENTER ENTERPRISE			2	100%	2
MEDSTAR HARBOR HOSPITAL			2	100%	2
MOUNT SINAI HOSPITAL LABORATORY		1	1	50%	2
JOHN D. ARCHBOLD MEM. HOSPITAL			2	100%	2
LAB CORP PHOENIX			2	100%	2
MINUTECLINIC DIAGNOSTIC		1	1	50%	2
MEMORIAL HERMANN CONSOLIDATED LABORATORY SERVICES			2	100%	2
MAILBOX DIAGNOSTICS		1	1	50%	2
BRITO MEDICAL CENTER			2	100%	2

COVID-19: testing by laboratory

Data through Sep 10, 2020 verified as of Sep 11, 2020 at 09:25 AM

Data in this report are provisional and subject to change.

The numbers in the table below represent the number of Florida and non-Florida residents for whom test results were received by the Department of Health. A person can be tested by more than one laboratory and can have both positive and negative results. **Therefore, the sum of the numbers in each column will be larger than the total number of people tested.**

Reporting lab	Inconclusive	Negative	Positive	Percent positive	Total
CENTRA CARE KIDS WINTER PARK			2	100%	2
NEW YORK STATE DEPARTMENT OF HEALTH		1	1	50%	2
NEW YORK STATE ELR - BELLEVUE HOSPITAL CENTER DEPARTMENT		2			2
NEW YORK STATE ELR - AUBURN COMMUNITY HOSPITAL		2			2
SOUTHERN OCEAN MEDICAL CENTER		2			2
BFT LAB			2	100%	2
BIRMINGHAM VAMC		1	1	50%	2
LEGACY LABORATORY SERVICES			2	100%	2
LAHEY CLINIC MEDICAL CENTER			2	100%	2
MAINSTREET FAMILY URGENT CARE			2	100%	2
NEBRASKA MEDICAL CENTER			2	100%	2
HEALTH FIRST IBM-UX			2	100%	2
COASTAL MEDICAL LAB			2	100%	2
GENETIC ASSAYS INC			2	100%	2
PIEDMONT HOSPITAL LAB			2	100%	2
FLORIDA CLINICAL LABORATORY INC			2	100%	2
GANDY CROSSING CARE CENTER			2	100%	2
ST LUKES HOSPITAL			2	100%	2
BAYLOR ESOTERIC AND MOLECULAR LAB			2	100%	2
SPARROW CENTRAL LAB			2	100%	2
GEORGIA DEPARTMENT OF PUBLIC HEALTH			2	100%	2
NEW YORK STATE ELR - GLENS FALLS HOSPITAL DEPARTMENT OF PATHOLOGY		2			2
ALTRU DIAGNOSTICS INC			2	100%	2
LOWELL GENERAL HOSPITAL			2	100%	2
PHYSICIANS IMMEDIATE CARE AURORA			2	100%	2
LEESBURG REGIONAL MEDICAL CENTER		1	1	50%	2
INTERNAL MEDICINE ASSOCIATES-DUNELLON			2	100%	2
NEW YORK STATE ELR - COLUMBIA MEMORIAL HOSPITAL LABORATORY		2			2
EXECUTIVE MEDICAL SERVICES		2			2
MEDICAL CENTER AT OCEAN REEF		1	1	50%	2
GALEN BAYLOR EXTENSION		2			2
MADISON COUNTY MEMORIAL HOSP		1	1	50%	2
JRS LABORATORY			2	100%	2
PUBLIC HEALTH LABORATORY	1		1	50%	2
LABCORP - OHIO			2	100%	2
ADVENTHEALTH CARROLLWOOD			2	100%	2
PRECISION DIAGNOSTIC INC		2			2
LABCORP SOUTH CHARLESTON			2	100%	2
ADVENTHEALTH CENTRA CARE ORANGE CITY			2	100%	2
CONSOLIDATED LABORATORY SERVICES			2	100%	2
SHANDS AT LAKE SHORE LAB			2	100%	2
CVS/PHARMACY #10373		2			2
LABCORP - PALM BEACH GARDENS			2	100%	2
HOME ACCESS HEALTH			2	100%	2
LABCORP - STUART		1	1	50%	2
FLORIDA MEDICAL CLINIC PA		2			2

COVID-19: testing by laboratory

Data through Sep 10, 2020 verified as of Sep 11, 2020 at 09:25 AM

Data in this report are provisional and subject to change.

The numbers in the table below represent the number of Florida and non-Florida residents for whom test results were received by the Department of Health. A person can be tested by more than one laboratory and can have both positive and negative results. **Therefore, the sum of the numbers in each column will be larger than the total number of people tested.**

Reporting lab	Inconclusive	Negative	Positive	Percent positive	Total
GEISINGER MEDICAL CENTER		2			2
SUNCOAST PATHOLOGY ASSOCIATES			2	100%	2
LABCORP-CRYSTAL RIVER		1	1	50%	2
JACKSON LABORATORY OF GENOMIC MEDICINE		2			2
PREMIER LABORATORY SERVICES, LLC			2	100%	2
PTC LABORATORIES			2	100%	2
UNIVERSITY HOSPITAL OF BROOKLYN		2			2
PATHLINE			2	100%	2
TRINITAS REGIONAL MEDICAL CENTER		1	1	50%	2
MEDLABS DIAGNOSTICS		2			2
SYLVAN NURSING			2	100%	2
OKLAHOMA STATE DEPARTMENT OF HEALTH-PUBLIC HEALTH LABORATORY			2	100%	2
MONTANA DEPARTMENT OF PUBLIC HEALTH & HUMAN SERVICES			2	100%	2
NOVANT HEALTH GOHEALTH URGENT CARE-HARRISBURG			2	100%	2
MARSHFIELD LABORATORIES			2	100%	2
MEMORIAL SLOAN KETTERING CANCER CENTER		1	1	50%	2
PHYSICIANS LABORATORY SERVICES			2	100%	2
NOVADIX		2			2
FELICIDAD MEDICAL CENTER			2	100%	2
ANGEL KIDS PEDIATRICS-BARTRAM PARK		2			2
SANFORD REGIONAL HOSPITAL WORTHINGTON		2			2
ST. JOSEPH REGIONAL MEDICAL CENTER			2	100%	2
ALABAMA DEPARTMENT OF PUBLIC HEALTH			2	100%	2
RUSH UNIVERSITY MEDICAL CENTER LABORATORY			2	100%	2
AMERICAN MEDICAL LABORATORIES			2	100%	2
ONslow MEMORIAL HOSPITAL LABORATORY		2			2
ADVENTHEALTH MEDICAL GROUP INTERNAL MEDICINE AT WINTER HAVEN			1	100%	1
MORTON PLANT			1	100%	1
CENTRA CARE WINTER HAVEN			1	100%	1
ADVENTHEALTH CENTRA CARE - KID'S CARE			1	100%	1
PLANT CITY PEDIATRICS		1			1
MEDONE URGENT CARE			1	100%	1
MEDSTAR HEALTH URGENT CARE			1	100%	1
ALLIANCE FOR MULTISPECIALTY RESEARCH		1			1
JOHN D. ARCHBOLD MEMORIAL HOSPITAL			1	100%	1
MERCY MEDICAL CENTER			1	100%	1
Viracor Eurofins			1	100%	1
BOULDER COMMUNITY HOSPITAL			1	100%	1
CAH ACQUISITION COMPANY 11 LLC			1	100%	1
MERITER LABORATORIES			1	100%	1
ANGEL KIDS PEDIATRICS- NORMANDY LOCATION		1			1
MERCY HEALTH LAB			1	100%	1
HARTFORD HOSPITAL ANCILLARY LAB		1			1
JACKSON CLINIC PA,THE			1	100%	1
UNK			1	100%	1
LAWRENCE GENERAL HOSPITAL			1	100%	1

COVID-19: testing by laboratory

Data through Sep 10, 2020 verified as of Sep 11, 2020 at 09:25 AM

Data in this report are provisional and subject to change.

The numbers in the table below represent the number of Florida and non-Florida residents for whom test results were received by the Department of Health. A person can be tested by more than one laboratory and can have both positive and negative results. **Therefore, the sum of the numbers in each column will be larger than the total number of people tested.**

Reporting lab	Inconclusive	Negative	Positive	Percent positive	Total
LARGO MEDICAL CENTER INDIAN ROCKS			1	100%	1
NORTH CAROLINA STATE LABORATORY OF PUBLIC HEALTH, SPECTRUM LAB NETWORK			1	100%	1
HARLEM HOSPITAL CENTER		1			1
NORTH RIVER FAMILY HEALTH CENTER			1	100%	1
NOVANT HEALTH PRESBYTERIAN			1	100%	1
GREENTREE MEDICAL CENTER			1	100%	1
GOLDING-GRANADO MEDICAL ASSOCIATES		1			1
JEFFERSON WASHINGTON TOWNSHIP HOSPITAL		1			1
CHIEFLAND MEDICAL CENTER			1	100%	1
ORANGE COUNTY HEALTH DEPT			1	100%	1
MISSOURI DEPARTMENT OF HEALTH AND SENIOR SERVICES - STATE PH LAB		1			1
NEW YORK CITY DEPARTMENT OF HEALTH			1	100%	1
MAKO MEDICAL			1	100%	1
VALLEY HOSPITAL MEDICAL CENTER		1			1
MONROE COUNTY HEALTH DEPARTMENT			1	100%	1
ASCENSION ST. MICHAEL'S HOSPITAL LAB			1	100%	1
BABTIST HOSPITAL			1	100%	1
VA OUTPATIENT CLINIC			1	100%	1
HEALGEN SCIENTIFIC			1	100%	1
CAREWELL URGENT CARE			1	100%	1
CATHOLIC HEALTH SYSTEM DEPT LABORATORY		1			1
MAGNOLIA PEDIATRICS			1	100%	1
UNITED HEALTHCARE			1	100%	1
HIGHLANDS CLINICAL LABORATORY			1	100%	1
GIFFORD MEMORIAL HOSPITAL		1			1
NEW YORK STATE ELR - FLUSHING HOSPITAL MEDICAL CENTER		1			1
MARCO ISLAND HOSPITAL INC D/B/A			1	100%	1
CHRISTIANA HOSPITAL		1			1
CAROLINAS HEALTHCARE SYSTEM LAB			1	100%	1
WILMINGTON VA MEDICAL CENTER			1	100%	1
OCALA FAMILY MEDICAL CENTER		1			1
WELLOW URGENT CARE-OSWEGO			1	100%	1
ONPOINT URGENT CARE			1	100%	1
WALGREENS #05362		1			1
MAGNOLIA ADULT, LLC			1	100%	1
CARENOW URGENT CARE - LAKE MARY			1	100%	1
LUMICO LIFE INSURANCE COMPANY		1			1
NORTON HEALTHCARE			1	100%	1
BAYLOR COLLEGE OF MEDICINE			1	100%	1
BAYFRONT HEALTH DADE CITY			1	100%	1
FLORIDA HOSPITAL LAB			1	100%	1
Walker BaptistMedCtr			1	100%	1
WALK IN URGENT CARE			1	100%	1
MIAMI BEACH URGENT CARE			1	100%	1
FLORIDA DEPARTMENT OF HEALTH IN MIAMI DADE COUNTY			1	100%	1
CEDARS-SINAI MEDICAL CENTER			1	100%	1

COVID-19: testing by laboratory

Data through Sep 10, 2020 verified as of Sep 11, 2020 at 09:25 AM

Data in this report are provisional and subject to change.

The numbers in the table below represent the number of Florida and non-Florida residents for whom test results were received by the Department of Health. A person can be tested by more than one laboratory and can have both positive and negative results. **Therefore, the sum of the numbers in each column will be larger than the total number of people tested.**

Reporting lab	Inconclusive	Negative	Positive	Percent positive	Total
NORTHEAST ALABAMA REGIONAL MEDICAL CENTER		1			1
CBC LAB			1	100%	1
BAYCARE OUTREACH LAB			1	100%	1
BAYCARE ALLIANT HOSPITAL			1	100%	1
CGH MEDICAL CENTER			1	100%	1
IGENEX INC		1			1
MINUTECLINIC DIAGNOSTIC OF TEXAS		1			1
AZALEA HEALTH			1	100%	1
BLOOD SYSTEMS LABORATORIES			1	100%	1
VITAE DIAGNOSTICS			1	100%	1
AMD			1	100%	1
VISTA DEL SOL MED ASSOC		1			1
MADISON COUNTY HEALTH DEPARTMENT		1			1
BLUFFTON HEALTH CENTER			1	100%	1
MC DIAGNOSTIC OF CONNECTICUT PC #459		1			1
KANSAS DEPARTMENT OF HEALTH			1	100%	1
HACKENSACK UNIVERSITY MEDICAL CENTER		1			1
MARION COUNTY HEALTH DEPARTMENT			1	100%	1
MID FLORIDA CLINICAL LABORATORY			1	100%	1
LABCORP-PORT ST.LUCIE		1			1
BAYSHORE LABORATORY			1	100%	1
WALGREENS # 19866		1			1
ORMC-ARDEN/EOI			1	100%	1
LATE HOURS URGENT CARE			1	100%	1
AFFINITY URGENT CARE			1	100%	1
NEW GEN LABS			1	100%	1
LABCORP - JACKSONVILLE			1	100%	1
BAPTIST ER TOWN CTR			1	100%	1
LAKE NONA MEDICAL SERVICES			1	100%	1
MISSION HOSPITAL			1	100%	1
LabCorp L#09258090 M#09258105			1	100%	1
NDX-CORE LAB			1	100%	1
LABORATORY CORPORTATION OF AMERICA			1	100%	1
CRESTVIEW REHABILITATION CENTER			1	100%	1
CRUC CMCH-COVID-19		1			1
TAMPA		1			1
PLANTATION BAY REHAB FACILITY			1	100%	1
BRANDON REGIONAL EMERGENCY CTR			1	100%	1
WARD MEMORIAL HOSPITAL		1			1
MD NOW URGENT CARE CENTER INC.			1	100%	1
MARYLAND DEPARTMENT OF HEALTH AND MENTAL HYGIENE			1	100%	1
MDS PHARMA SERVICES		1			1
TIMPANOGOS REGIONAL HOSPITAL			1	100%	1
MEMORIAL HEALTH UNIVERSITY MEDICAL CENTER			1	100%	1
MEDICAL CENTER OF CENTRAL GEORGIA			1	100%	1
TEXAS MEDCLINIC			1	100%	1

COVID-19: testing by laboratory

Data through Sep 10, 2020 verified as of Sep 11, 2020 at 09:25 AM

Data in this report are provisional and subject to change.

The numbers in the table below represent the number of Florida and non-Florida residents for whom test results were received by the Department of Health. A person can be tested by more than one laboratory and can have both positive and negative results. **Therefore, the sum of the numbers in each column will be larger than the total number of people tested.**

Reporting lab	Inconclusive	Negative	Positive	Percent positive	Total
TENNOVA HEALTHCARE - CLEVELAND			1	100%	1
BLUEWATER TOXICOLOGY			1	100%	1
THE WOLFF CENTER FOR CHILD & ADOLESCENT HEALTH			1	100%	1
WALKIN MEDICAL URGENT CARE,NEW CITY			1	100%	1
WALGREENS #04417		1			1
WALGREENS #03234		1			1
WASHINGTON STATE DEPARTMENT OF HEALTH PUBLIC HEALTH LABORATORIES			1	100%	1
MARINA DEL REY HOSPITAL LAB			1	100%	1
VIRGINIA DEPT OF HEALTH OFFICE OF EPIDEMIOLOGY			1	100%	1
CVS UT2297068CV SALT LAKE CITY		1			1
CULVER CITY URGENT CARE			1	100%	1
REFERENCE LABORATORY			1	100%	1
ADVENT HEALTH LAKE WALES MEDICAL GROUP			1	100%	1
QUEST DIAGNOSTICS INC		1			1
WALGREENS #10125		1			1
YUMA REGIONAL MEDICAL CENTER			1	100%	1
ACCESSLAB		1			1
WELLINGTON WEST 100176			1	100%	1
WESTOX LABS		1			1
BARDMOOR LABORATORY			1	100%	1
VA HOSPITAL PATH & LAB			1	100%	1
US SPECIALTY LABS			1	100%	1
NORTHWEST FLORIDA CLINICAL LAB			1	100%	1
VAIL VALLEY MEDICAL CENTER			1	100%	1
AFFILIATED LABORATORIES INC			1	100%	1
ALLIANCE LABORATORY SERVICES			1	100%	1
URGENT CARE WEST CLINIC			1	100%	1
ADVENTIST HINSDALE HOSPITAL LABORATORY			1	100%	1
WADSWORTH CENTER - DAVID AXELROD INSTITUTE		1			1
VIVEX/UMTB BIOMEDICAL			1	100%	1
BEAUMONT REFERENCE LABORATORY			1	100%	1
MINUTECLINIC LLC			1	100%	1
NORTH SHORE HEMATOLOGY-ONCOLOGY ASSOCIATES, PC		1			1
CAREWELL URGENT CARE FITCHBURG			1	100%	1
BELLIN HEALTH LAB			1	100%	1
MILFORD REGIONAL HOSPITAL			1	100%	1
WEST VIRGINIA UNIVERSITY HOSPITALS			1	100%	1
BMC/JACSONVILLE		1			1
MERCY – NORTH IOWA			1	100%	1
UT AUSTIN UNIVERSITY HEALTH SERVICES			1	100%	1
URGENT CARE CLINIC OF LINCOLN			1	100%	1
UMASS MEMORIAL MEDICAL CENTER, INC		1			1
CLEVELAND CLINIC OHIO LABORATORIES			1	100%	1
PEACHEALTH LABORATORIES		1			1
UNIVERSITY LAB			1	100%	1
APS-SUMMIT CARE PHARMACY, LLC DBA OMNICARE		1			1

COVID-19: testing by laboratory

Data through Sep 10, 2020 verified as of Sep 11, 2020 at 09:25 AM

Data in this report are provisional and subject to change.

The numbers in the table below represent the number of Florida and non-Florida residents for whom test results were received by the Department of Health. A person can be tested by more than one laboratory and can have both positive and negative results. **Therefore, the sum of the numbers in each column will be larger than the total number of people tested.**

Reporting lab	Inconclusive	Negative	Positive	Percent positive	Total
MERITUS MEDICAL CENTER			1	100%	1
WEST KENDALL HOSPITAL			1	100%	1
CHP COVID-19 (TX)			1	100%	1
MERCY HEALTH—MUSKEGON		1			1
VA GREATER LOS ANGELES HEALTH CARE SYSTEM			1	100%	1
WALGREENS #06961		1			1
MERCYONE DES MOINES MEDICAL CENTER			1	100%	1
SOUTHWEST REGIONAL PCR LABORATORY			1	100%	1
HEALTH NETWORK LABORATORIES		1			1
SPECTRUM LABORATORY			1	100%	1
GLOBAL CENTRAL LABS AT PPD		1			1
SANTA MONICA CA-UCLA MC			1	100%	1
CARITHERS PEDIATRIC GROUP			1	100%	1
SOUTH LAKE FAMILY HEALTH CENTER			1	100%	1
BAYSTATE MEDICAL CENTER			1	100%	1
COLOR GENOMICS, INC.			1	100%	1
FALMOUTH BY THE SEA			1	100%	1
LABCORP - HOLLYWOOD			1	100%	1
CVS/PHARMACY #12000		1			1
ST. MARY MEDICAL CENTER		1			1
CAREWELL JW - WORCESTER LNC			1	100%	1
TENNESSEE VALLEY HCS			1	100%	1
LABCORP - DAYTONA BEACH			1	100%	1
INSPIRIT SENIOR LIVING			1	100%	1
PRISMA HEALTH TUOMEY LABORATORY			1	100%	1
PINNACLE DIALYSIS		1			1
HORIZON MEDICAL CENTER			1	100%	1
CAROMONT HEALTH			1	100%	1
PERDIDO URGENT CARE			1	100%	1
PEDIATRIC HEALTHCARE ALLIANCE			1	100%	1
DOCS URGENT CARE			1	100%	1
CITRUS PARK			1	100%	1
FLORIDA HOSPITAL WINTER GARDEN			1	100%	1
CQUENTIA NGS, LLC			1	100%	1
CPL LABS			1	100%	1
CONEY ISLAND HOSPITAL		1			1
QUEST - HOUSTON LAB			1	100%	1
ILLINOIS DEPT OF PUBLIC HEALTH LABS			1	100%	1
BAPTIST MEDICAL PLAZA AT WEST KENDALL			1	100%	1
CRESTWOOD MEDICAL CENTER		1			1
LIFELINK TRANSPLANT INSTITUTE LAB			1	100%	1
TMH EC NORTHEAST LABORATORY			1	100%	1
FLORIDA DEPARTMENT OF HEALTH PALM BEACH COUNTY			1	100%	1
SCIENTIA DIAGNOSTICS			1	100%	1
SYNAPSE ANALYTICAL LABS		1			1
SUNY AT STONY BROOK			1	100%	1

COVID-19: testing by laboratory

Data through Sep 10, 2020 verified as of Sep 11, 2020 at 09:25 AM

Data in this report are provisional and subject to change.

The numbers in the table below represent the number of Florida and non-Florida residents for whom test results were received by the Department of Health. A person can be tested by more than one laboratory and can have both positive and negative results. **Therefore, the sum of the numbers in each column will be larger than the total number of people tested.**

Reporting lab	Inconclusive	Negative	Positive	Percent positive	Total
FLORIDA CANCER SPECIALISTS AND RESEARCH			1	100%	1
BOSTON MEDICAL CENTER			1	100%	1
US LABORATORIES			1	100%	1
DHEC - S.C PUBLIC HEALTH LAB			1	100%	1
DE TAR HOSPITAL			1	100%	1
UW MEDICINE VIROLOGY LAB			1	100%	1
UNIV OF MIAMI			1	100%	1
UF HEALTH NORTH JACKSONVILLE			1	100%	1
RIVERSIDE METHODIST HOSPITAL LAB			1	100%	1
LUCID DIAGNOSTICS LABS			1	100%	1
BRANDON OUTREACH CLINIC			1	100%	1
UNC HOSPITAL/MCLENDON CLINICAL LABORATORIES			1	100%	1
LABCORP LAFAYETTE		1			1
ESOTERIX GENETIC LABORATORIES		1			1
UNIVERSITY OF BALTIMORE WASHINGTON MEDICAL CENTER			1	100%	1
ELITE CARE			1	100%	1
DELAWARE DIAGNOSTICS LABS			1	100%	1
BERKSHIRE MEDICAL CENTER			1	100%	1
EAST FL CORE LAB			1	100%	1
BROOKSVILLE REGIONAL HOSPITAL			1	100%	1
SYNERGENE LABORATORY			1	100%	1
STEPHENS COUNTY HOSPITAL			1	100%	1
ST. LUKE'S HOSPITAL - BETHLEHEM CAMPUS		1			1
DUKE HEALTH REGIONAL HOSPITAL			1	100%	1
UNIVERSITY OF MISSOURI HEALTHCARE			1	100%	1
VA OUT PATIENT CENTER			1	100%	1
EXCEL URGENT CARE OF NJ			1	100%	1
CONWAY MEDICAL CENTER			1	100%	1
HILTON HEAD HOSPITAL/INPATIENT			1	100%	1
HOUSTON HEALTH DEPARTMENT - BUREAU OF LABORATORY SERVICES			1	100%	1
NORDX			1	100%	1
HARDIN MEMORIAL HOSPITAL - HEARTLAND PATHOLOGY CONSULTANTS			1	100%	1
SACRED HEART MEDICAL GROUP			1	100%	1
COCOA BEACH/ADVENT CENTRA		1			1
REGIONAL MEDICAL CENTER BAYONET POINT			1	100%	1
PORT ST LUCIE REHABILITATION AND HEALTHCARE			1	100%	1
CLINICAL LABORATORY DEPARTMENT			1	100%	1
ADVENT HEALTH PRIMARY CARE AT OWASA			1	100%	1
PORT SAINT JOHN FAMILY PRACTICE			1	100%	1
HYDE PARK MEDICAL CENTER		1			1
CLIFTON-FINE HOSPITAL LABORATORY		1			1
SOFTLAB			1	100%	1
POUDRE VALLEY HOSPITAL			1	100%	1
CHARLOTTE CHD PORT CHARLOTTE		1			1
DALLAS MEDICAL CENTER			1	100%	1
UNKNOWN - MI			1	100%	1

COVID-19: testing by laboratory

Data through Sep 10, 2020 verified as of Sep 11, 2020 at 09:25 AM

Data in this report are provisional and subject to change.

The numbers in the table below represent the number of Florida and non-Florida residents for whom test results were received by the Department of Health. A person can be tested by more than one laboratory and can have both positive and negative results. **Therefore, the sum of the numbers in each column will be larger than the total number of people tested.**

Reporting lab	Inconclusive	Negative	Positive	Percent positive	Total
SIGNATURE CARE MIDLAND			1	100%	1
UT PATH			1	100%	1
UNIVERSITY OF IOWA HOSPITALS & CLINICS			1	100%	1
DEPARTMENT OF PATHOLOGY ROME MEMORIAL		1			1
NEW YORK PRESBYTERIAN HOSPITAL			1	100%	1
CFCH - FROSTPROOF			1	100%	1
VILKOR SCIENTIFIC			1	100%	1
SAINT JOSEPHS HOSPITAL OF ATLANTA			1	100%	1
ST.ELIZABETH HEALTH CENTER	1				1
CVS PHARMACY INC DBA CVS PHARMACY #10227		1			1
SCRIPPS CLINIC MEDICAL			1	100%	1
UW HOSPITAL AND CLINICS			1	100%	1
VELOCITY CARE			1	100%	1
SARKIS CLINICAL TRIALS			1	100%	1
JACKSON MADISON CO. GEN. HOSPITAL			1	100%	1
ADVANCED URGENT CARE OF MARATHON			1	100%	1
ADVENT HEALTH CENTRE CARE			1	100%	1
NEW YORK STATE ELR - MONTEFIORE MEDICAL CENTER LABORATORIES NORTH		1			1
PARADIGM LABORATORIES			1	100%	1
RIDGEWOOD DIAGNOSTIC LABORATORY			1	100%	1
ROANE MEDICAL CENTER			1	100%	1
MEDICAL CLINIC OF HOUSTON			1	100%	1
MEDCOMP SCIENCES, LLC			1	100%	1
ESOTERIC LAB			1	100%	1
RENOWN REGIONAL MEDICAL CENTER			1	100%	1
MUNSON MEDICAL CENTER			1	100%	1
MONTEFIORE NYACK HOSPITAL AFFILIATED LABORATORY		1			1
RHEA MEDICAL CENTER		1			1
CAREWELL 202			1	100%	1
MINUTECLINIC DIAGNOSTICS MEDICAL GROUP		1			1
MINUTE CLINIC DIAGNOSTIC OF VIRGINIA		1			1
MD 365 MEDICAL CARE PLLC		1			1
PARKWAY REGIONAL MEDICAL CENTER LAB			1	100%	1
COMMONWEALTH OF MASSACHUSETTS			1	100%	1
OCEAN MEDICAL CENTER		1			1
LABCORP KANSAS CITY			1	100%	1
KORGENE LAB			1	100%	1
PEACEHEALTH LABORATORIES			1	100%	1
CVS			1	100%	1
CHATSWORTH ASSISTED LIVING COMMUNITY AT PGA NATIONAL			1	100%	1
OHIO DEPARTMENT OF HEALTH			1	100%	1
LIBERTY HEALTH CENTER			1	100%	1
DEPARTMENT OF HEALTH AND HUMAN SERVICES DIVISION OF BEHAVIORAL HEALTH		1			1
MARYLAND DEPARTMENT OF HEALTH AND MENTAL HYGIENE-LABORATORIES			1	100%	1
LAKEVIEW REGIONAL HOSPITAL			1	100%	1
CENTRAL FLORIDA PEDIATRICS			1	100%	1

COVID-19: testing by laboratory

Data through Sep 10, 2020 verified as of Sep 11, 2020 at 09:25 AM

Data in this report are provisional and subject to change.

The numbers in the table below represent the number of Florida and non-Florida residents for whom test results were received by the Department of Health. A person can be tested by more than one laboratory and can have both positive and negative results. **Therefore, the sum of the numbers in each column will be larger than the total number of people tested.**

Reporting lab	Inconclusive	Negative	Positive	Percent positive	Total
OMNICARE PHARMACY OF TEXAS 1, LP		1			1
SEA LEVEL LABS			1	100%	1
CAREWELL 203			1	100%	1
MEDFAST URGENT CARE			1	100%	1
MD ANDERSON			1	100%	1
JS HEALTHCARE			1	100%	1
ONEIDA HEALTHCARE CENTER		1			1
NORTH SHORE MEDICAL CENTER - SALEM HOSPITAL			1	100%	1
LOYOLA UNIVERSITY MEDICAL CENTER LABORATORY			1	100%	1
NORTHSIDE HOSPITAL DULUTH			1	100%	1
ATHENS LIMESTONE HOSPITAL		1			1
IVAN, MAYA			1	100%	1
PRACTICE MANAGEMENT OF AMERICA, INC.			1	100%	1
INTERNATIONAL MEDICAL LABORATORY		1			1
PRIMEX CLINICAL LABORATORIES INC			1	100%	1
MEDICAL ARTS LABORATORY			1	100%	1
ALABAMA CLINICS			1	100%	1
PATHOLOGY REFERENCE LAB LLC			1	100%	1
MID FLORIDA COMMUNITY SERVICES			1	100%	1
ARIZONA STATE LABORATORY			1	100%	1
BAPTIST HEALTH EXPRESS CARE AT KEY BISCAYNE			1	100%	1
AVERA ST. MARY'S HOSPITAL			1	100%	1
ARKANSAS DEPARTMENT OF HEALTH			1	100%	1
NATIONAL JEWISH HEALTH			1	100%	1
LAKEVIEW HEALTH SYSTEMS			1	100%	1
MHS LAB		1			1
LABORTORY COPRORATION OF AMERICA			1	100%	1
AUSTIN REGIONAL CLINIC MICROBIOLOGY LAB			1	100%	1
MCH PHYSICIANS GROUP			1	100%	1
KANA MEDICAL			1	100%	1
BAYCARE MEDICAL GROUP			1	100%	1
Lourdes Hospital			1	100%	1
MEDICAL UNIVERSITY SC HOSPITAL			1	100%	1
LABCORP HOUSTON			1	100%	1
LEESBURG FAMILY MEDICINE		1			1
NEW YORK STATE ELR - MONTEFIORE MEDICAL CENTER LABORATORIES - WEILER			1	100%	1
BARBARA O'REILLY MD PA		1			1
HAVASU REGIONAL MEDICAL CENTER			1	100%	1
HAWAII DEPARTMENT OF HEALTH LAB			1	100%	1
DOCTOR'S IN-HOUSE LAB/COMMUNITY HEALTH CENTERS OF PINELLAS - JOHNNIE R			1	100%	1
HARMONY CLINIC			1	100%	1
SPRING HILL REGIONAL HOSPITAL			1	100%	1
CANDLER HOSPITAL			1	100%	1
GRAND VIEW HOSPITAL			1	100%	1
GREENVILLE MEMORIAL HOSPITAL LAB			1	100%	1
CELEBRATION HOSPITAL			1	100%	1

COVID-19: testing by laboratory

Data through Sep 10, 2020 verified as of Sep 11, 2020 at 09:25 AM

Data in this report are provisional and subject to change.

The numbers in the table below represent the number of Florida and non-Florida residents for whom test results were received by the Department of Health. A person can be tested by more than one laboratory and can have both positive and negative results. **Therefore, the sum of the numbers in each column will be larger than the total number of people tested.**

Reporting lab	Inconclusive	Negative	Positive	Percent positive	Total
DOCTOR'S WALK-IN CLINIC / QUEST DIAGNOSTICS			1	100%	1
THE CHILDREN'S HOSPITAL OF PHILADELPHIA		1			1
FLORIDA HOSPITAL LAKE MARY		1			1
ST. LUCIE COUNTY HEALTH DEPARTMENT		1			1
ST. VINCENT HOSPITAL			1	100%	1
BEAUMONT HOSPITAL, GROSSE POINTE			1	100%	1
SUNY UPSTATE MEDICAL UNIVERSITY			1	100%	1
HEALTH ALLIANCE			1	100%	1
IN & OUT URGENT CARE METAIRIE			1	100%	1
INDIAN RIVER CLINICAL LABORATORY, INC.		1			1
SCIENTIFIC LABORATORY COMPANY		1			1
MPG JACKSONVILLE ATLANTIC BLVD		1			1
ADVANCED LABORATORY SERVICES			1	100%	1
INTERMOUNTAIN MEDICAL CENTER			1	100%	1
RAPID CITY RUGENT CARE			1	100%	1
INFECTION CONTROL DEPT			1	100%	1
Mt Sinai Aventura			1	100%	1
SMITH KLINE			1	100%	1
BEAUFORT MEMORIAL			1	100%	1
EAST BANK HOSPITAL - UNIVERSITY OF MINNESOTA MEDICAL CENTER			1	100%	1
SHARON REGIONAL MEDICAL CENTER			1	100%	1
BIOMERIEUX			1	100%	1
CALIFORNIA PUBLIC HEALTH LABORATORY			1	100%	1
BASCOM PALMER-MICRO LAB			1	100%	1
NORTH BROWARD MEDICAL CENTER			1	100%	1
WALGREENS # 7308		1			1
GEORGE SAFRAN MD PC		1			1
GSM OCED Subsection			1	100%	1
VAULT MEDICAL SERVICES			1	100%	1
VAULT HEALTH			1	100%	1
GWINNETT MEDICAL CENTER			1	100%	1
ECLRS			1	100%	1
EDGAR PRICE FAMILY & CHILDREN HEALTHCARE CENTER			1	100%	1
WELLSNOW URGENT CARE		1			1
DUKE UNIVERSITY POINT OF CARE TESTING PROGRAM			1	100%	1
WYOMING PUBLIC HEALTH LAB			1	100%	1
SMITH NORTHVIEW HOSPITAL LAB			1	100%	1
SKIPPACK MEDICAL LAB			1	100%	1
GALVESTON COUNTY HEALTH DISTRICT			1	100%	1
GAMMA HEALTHCARE, INC		1			1
HANCOCK REGIONAL HOSPITAL		1			1
UNITED MEMORIAL MEDICAL CENTER			1	100%	1
UNITED LABORATORY SERVICE			1	100%	1
UPMC NORTHWEST HOSPITAL			1	100%	1
NOT GIVEN			1	100%	1
TITUSVILLE FAMILY PRACTICE			1	100%	1

COVID-19: testing by laboratory

Data through Sep 10, 2020 verified as of Sep 11, 2020 at 09:25 AM

Data in this report are provisional and subject to change.

The numbers in the table below represent the number of Florida and non-Florida residents for whom test results were received by the Department of Health. A person can be tested by more than one laboratory and can have both positive and negative results. **Therefore, the sum of the numbers in each column will be larger than the total number of people tested.**

Reporting lab	Inconclusive	Negative	Positive	Percent positive	Total
TIEHH BIOTERRORISM RESPONSE LAB			1	100%	1
UNITED CLINICAL LABORATORIES			1	100%	1
TRUMAN MEDICAL CENTER - HOSPITAL HILL			1	100%	1
UTMB PATHOLOGY CLINICAL SERVICES LABORATORY			1	100%	1
URGENT CARE NEW SMYRNA BEACH			1	100%	1
EAST TENNESSEE STATE UNIVERSITY		1			1
NORTHERN WESTCHESTER HOSPITAL LABORATORY		1			1
UNIVERSITY OF FLORIDA LAB-OUTPATIENT			1	100%	1
UNIVERSITY HOSPITALS OF CLEVELAND			1	100%	1
UPSON REGIONAL MEDICAL CENTER			1	100%	1
UNIVERSITY OF MISSOURI HEALTH CARE			1	100%	1
ELMHURST MEMORIAL HOSPITAL			1	100%	1
NAVAL BRANCH MEDICAL CLINIC			1	100%	1
SPARTANBURG REGIONAL MEDICAL CENTER			1	100%	1
SENTARA NORFOLK GENERAL HOSPITAL CENTRAL LAB			1	100%	1
SOUTHWEST FLORIDA DIVISION LAB			1	100%	1
CVS/PHARMACY # 07762		1			1
STANLY REGIONAL MEDICAL CENTER			1	100%	1
CVS PHARMACY, INC DBA CVS/PHARMACY #00988		1			1
SPRINGS MEDICAL LAB			1	100%	1
SUNRISE DIAGNOSTIC LABORATORY			1	100%	1
FLORIDA HOSPITAL APOPKA			1	100%	1
UNIVERSITY OF FLORIDA			1	100%	1
TAMPA GENERAL MEDICAL GROUP LABORATORY HEALTHPARK			1	100%	1
SANFORD PGA CH BUFFALO RIDGE SPRINGS		1			1
SELF REGIONAL HEALTHCARE			1	100%	1
UMASS MEMORIAL/MARLBORO HOSPITAL			1	100%	1
UF KANAPAHA LAB BEAKER		1			1
WALGREENS #10275		1			1
DSI LABORATORIES-NAPLES-7TH			1	100%	1
EXPRESSCARE URGENT CARE CENTER			1	100%	1
DOTHAN PEDIATRIC CLINIC			1	100%	1
UNIVERSITY OF MARYLAND PATHOLOGY ASSOCIATES			1	100%	1
FLORIDA MEDICAL CLINIC - MULTI SPECIALTY CAMPUS			1	100%	1
NEW YORK UNIVERSITY MEDICAL CENTER			1	100%	1
SPECIALTY DRUG TESTING			1	100%	1
EDEN SPRINGS NURSING AND REHAB CENTER			1	100%	1
AFC PATRIOT URGENT CARE			1	100%	1
EXPRESS LAB LIVINGSTON			1	100%	1
WALGREENS #02798		1			1
STARR COUNTY MEMORIAL HOSPITAL			1	100%	1
DESERT HOSPITAL/CPHU CLINICAL LABORATORY			1	100%	1
NEW YORK STATE ELR - ELMHURST HOSPITAL CENTER			1	100%	1
ST CATHERINE HOSPITAL LABORATORY			1	100%	1
FIT4LIFE MEDICAL CENTER			1	100%	1
THE HEART HOSPITAL BAYLOR PLANO			1	100%	1

COVID-19: testing by laboratory

Data through Sep 10, 2020 verified as of Sep 11, 2020 at 09:25 AM

Data in this report are provisional and subject to change.

The numbers in the table below represent the number of Florida and non-Florida residents for whom test results were received by the Department of Health. A person can be tested by more than one laboratory and can have both positive and negative results. **Therefore, the sum of the numbers in each column will be larger than the total number of people tested.**

Reporting lab	Inconclusive	Negative	Positive	Percent positive	Total
ALABAMA REFERENCE LAB			1	100%	1
PROPATH			1	100%	1
PRORENATA LABS			1	100%	1
PRIME CARE FAMILY MEDICINE			1	100%	1
ALTAMONTE PEDIATRIC ASSOCIATES		1			1
BAPTIST HEALTH LEXINGTON			1	100%	1
PATHGROUP LABS, LLC			1	100%	1
LEGACY ER & URGENT CARE - FRISCO WEST			1	100%	1
ENZO LABS INC			1	100%	1
LABORATORY CORPORATION OF AMER			1	100%	1
DERMDX, DIV OF AURORA DIAGNOSTICS/BERNHARDT LAB		1			1
QUEST DIAGNOSTICS-WEST HILLS		1			1
PRACTITIONERS IN MOTION			1	100%	1
GEORGETOWN URGENT CARE			1	100%	1
POINT OF CARE TESTING SITE			1	100%	1
POMONA VALLEY COMMUNITY HOSPITAL			1	100%	1
OSWEGO HOSPITAL LABORATORY		1			1
REGIONAL MEDICAL LABORATORY			1	100%	1
REMISE OCCUPATIONAL HEALTH SOLUTIONS INC			1	100%	1
RAINY LAKE MEDICAL CENTER			1	100%	1
NEW YORK STATE ELR - ST BARNABAS HOSPITAL		1			1
NAVAL MEDICAL CENTER			1	100%	1
BRISTOL REGINAL MEDICAL CENTER			1	100%	1
NEW YORK STATE ELR - MERCY MEDICAL CENTER		1			1
PHYSICIANS IMMEDIATE CARE ELGIN			1	100%	1
BAYONET POINT HOSPITAL LAB			1	100%	1
PROGENESIS INC			1	100%	1
BAPTIST HEALTH URGENT CARE AT UNIVERSITY CENTRE			1	100%	1
MADISON HEALTH AND REHAB			1	100%	1
Masonic Medical Research Institute			1	100%	1
PINELLAS PARK HEALTH CENTER - PINELLAS CHD			1	100%	1
BIODORON LABORATORIES			1	100%	1
MARY IMOGENE BASSETT HOSPITAL COOPERSTOWN		1			1
ACCESS HEALTH CARE PHYSICIANS			1	100%	1
ST VINCENT'S ST CLAIR HOSPITAL LABORATORY		1			1
SCIENCE CARE			1	100%	1
PALM SPRINGS GENERAL HOSPITAL			1	100%	1
PALMETTO PRIMARY CARE PHYSICIANS			1	100%	1
ADVENTHEALTH CENTRA CARE - HUNTERS CREEK			1	100%	1
PALOS COMMUNITY HOSPITAL LABORATORY			1	100%	1
ISLAND COAST PEDIATRICS		1			1
JEFFERSON COUNTY HEALTH DEPARTMENT-MONTICELLO		1			1
FHCP-ORANGE CITY			1	100%	1
SV MOBILE HEALTH			1	100%	1
TEXAS DEPARTMENT OF STATE HEALTH SERVICES			1	100%	1
TENNESSEE DOH - KNOXVILLE			1	100%	1

COVID-19: testing by laboratory

Data through Sep 10, 2020 verified as of Sep 11, 2020 at 09:25 AM

Data in this report are provisional and subject to change.

The numbers in the table below represent the number of Florida and non-Florida residents for whom test results were received by the Department of Health. A person can be tested by more than one laboratory and can have both positive and negative results. **Therefore, the sum of the numbers in each column will be larger than the total number of people tested.**

Reporting lab	Inconclusive	Negative	Positive	Percent positive	Total
State Lab Unspecifd			1	100%	1
INNOVATIVE HEALTH DIAGNOSTIC OF CALIFORNIA			1	100%	1
SUMMIT LABORATORY			1	100%	1
HOLYOKE MEDICAL CENTER			1	100%	1
PEDIATRIC ASSOCIATES - JACKSONVILLE			1	100%	1
LABCORP - LADY LAKE			1	100%	1
SAINT BARNABAS MEDICAL CENTER		1			1
ADVANCED MEDICAL LABORATORIES (AML)			1	100%	1
SANFORD MOBILE LAB PGA TOUR		1			1
RIVIERA BEACH HEALTH CENTER LAB			1	100%	1
ADVANCED MEDICAL GROUP			1	100%	1
RHODE ISLAND DEPARTMENT OF HEALTH			1	100%	1
PHELPS HOSPITAL LABORATORY		1			1
SHAMRA MEDICAL LABORATORY			1	100%	1
PENINSULA REGIONAL MED CTR LAB			1	100%	1
SKY RIDGE MEDICAL CENTER - MICRO			1	100%	1
SIMED LABORATORY		1			1
KETTERING MEDICAL CENTER			1	100%	1
KEY WEST BRANCH MEDICAL CLINIC			1	100%	1
JOHNNIE RUTH CLARKE LAB			1	100%	1
KENTUCKY CABINET FOR HEALTH AND FAMILY SERVICES			1	100%	1
Total	38,878	5,888,216	847,950	13%	6,775,044