



COVID-19: summary of persons monitored, persons tested, and cases

Data through Aug 28, 2020 verified as of Aug 29, 2020 at 09:25 AM

Data in this report are provisional and subject to change.

Monitored persons: people the Florida Department of Health was notified of for possible monitoring because they are a contact of a case, traveled from China, or were identified by the Centers for Disease Control and Prevention (CDC) as a part of a airline/ship contact investigation	
Total reports	202,554
Total persons of high, medium, or unknown risk	198,893
High/medium/unknown risk still being monitored	13,919

Persons tested: includes PCR and antigen test results received by the Department of Health from the state public health laboratory (BPHL), as well as commercial and hospital laboratories		
	Florida residents	Non-Florida residents
Total tested	4,562,680	19,454
Positive	612,206	6,797
Negative	3,943,573	12,635
Inconclusive	6,901	22
Awaiting testing	3,445	29
Cumulative percent positivity (based on positive and negative results from March 1 - present)	 13.44%	 34.98%

Cases: people with positive PCR or antigen test result	
Total cases	619,003
Florida residents	612,206
Non-Florida residents	6,797
Type of testing	
Florida residents	612,206
Positive by BPHL/CDC	22,076
Positive by commercial/hospital lab	590,130
PCR positive	603,892
Antigen positive	8,314
Non-Florida residents	6,797
Positive by BPHL/CDC	235
Positive by commercial/hospital lab	6,562
PCR positive	6,540
Antigen positive	257
Characteristics	
Florida residents hospitalized	38,314
Florida resident deaths	11,105
Non-Florida resident deaths	144
Hospitalized counts include anyone who was hospitalized at some point during their illness. It does not reflect the number of people currently hospitalized.	
More information on deaths identified through death certificate data is available on the National Center for Health Statistics website at www.cdc.gov/nchs/nvss/vsrr/COVID19/index.htm .	
Risk factors for Florida residents	
Traveled	4,727
Contact with a known case	203,443
Traveled and contact with a known case	4,980
Neither	399,056
No travel and no contact	72,800
Travel is unknown	243,473
Contact is unknown	145,176
Contact is pending	164,783
Travel can be unknown and contact can be unknown or pending for the same case, these numbers will sum to more than the "neither" total.	

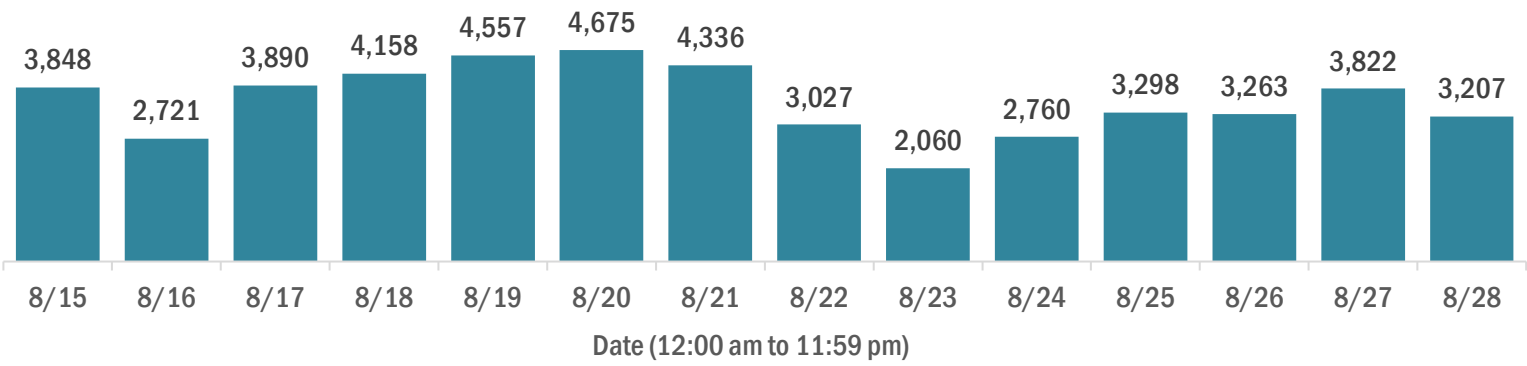
COVID-19: cases and laboratory testing over time

Data through Aug 28, 2020 verified as of Aug 29, 2020 at 09:25 AM

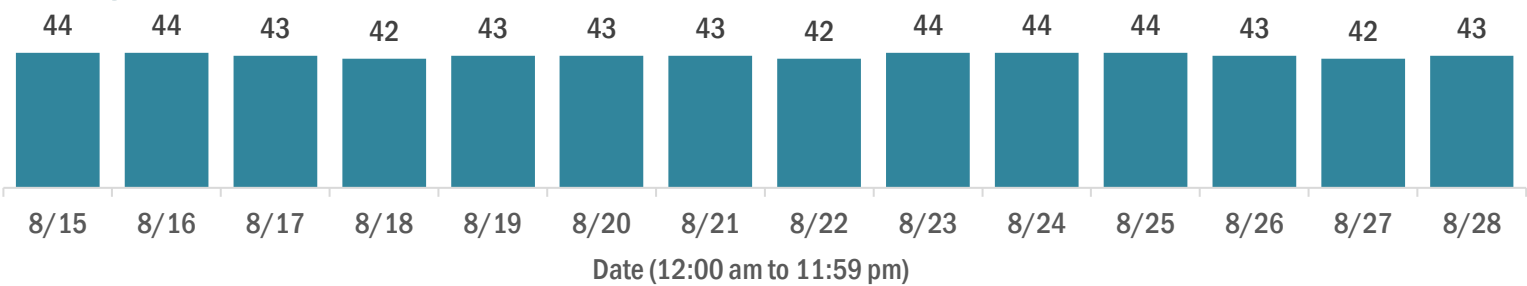
Data in this report are provisional and subject to change.

Cases in Florida residents per day for the past 2 weeks

Number of cases per day



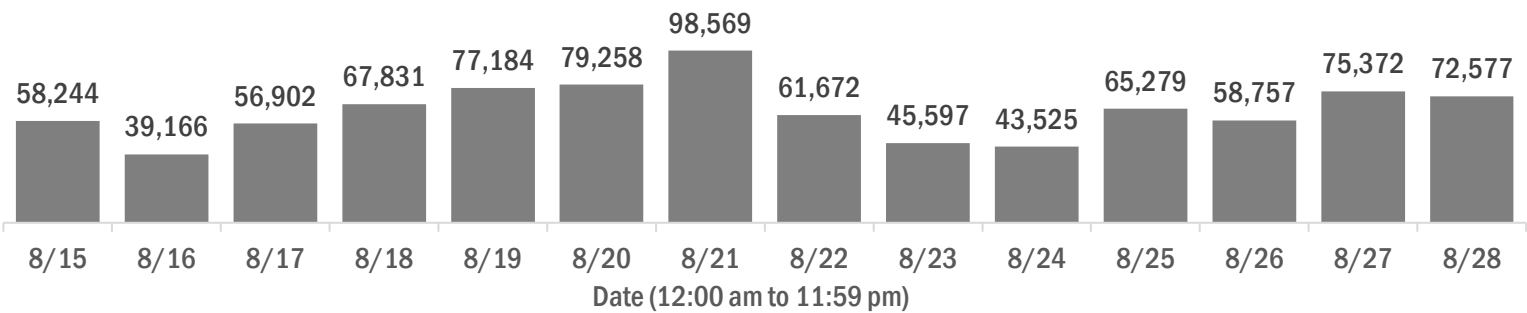
Median age of cases by day



Laboratory testing for Florida residents over the past 2 weeks

Number of Florida residents tested per day

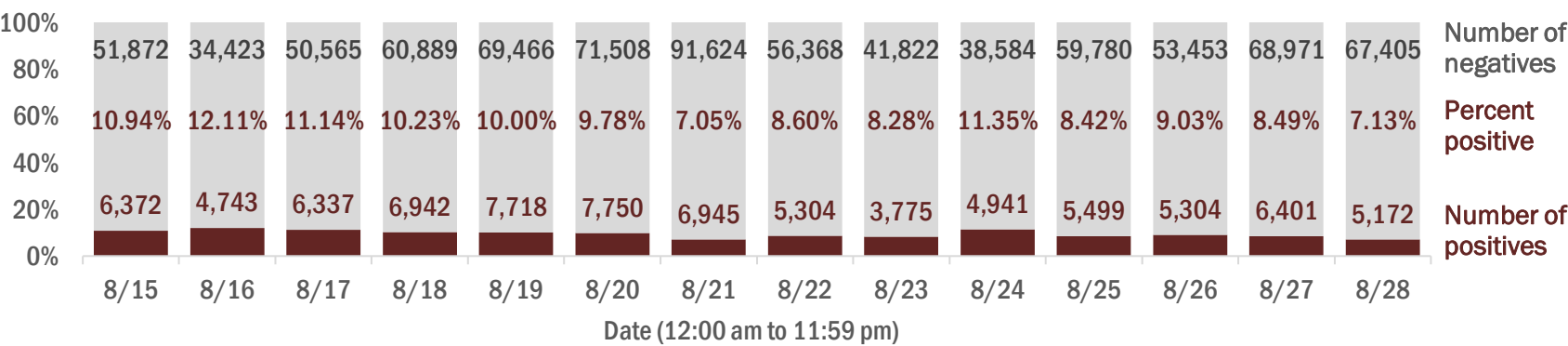
These counts include the number of people for whom the Department received PCR or antigen laboratory results by day. People tested on multiple days will be included for each day a new result was received. A person is only counted once for each day they are tested, regardless of whether multiple specimens are tested or multiple results are received.



Number and percent of Florida residents with positive test results

The percent of positive results ranged from 7.05% to 12.11% over the past 2 weeks and was 7.13% yesterday.

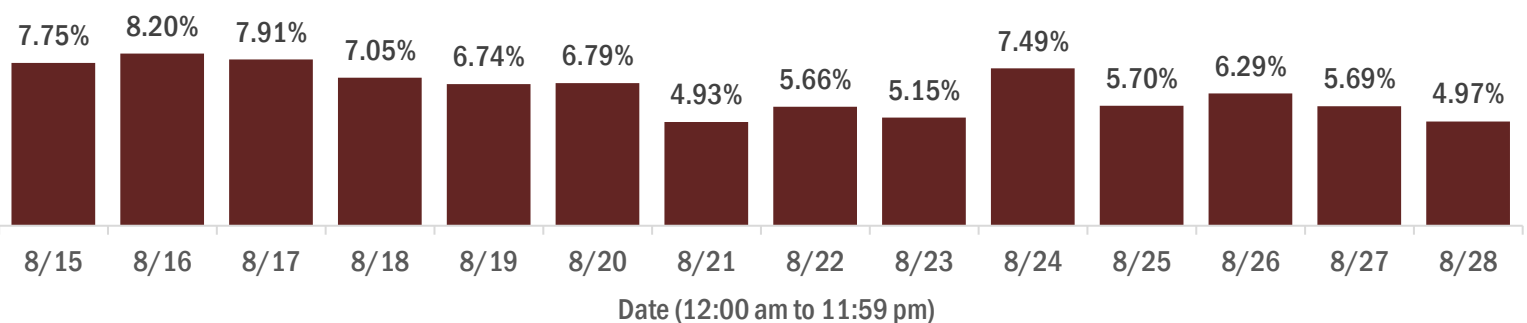
These counts include the number of people for whom the Department received PCR or antigen laboratory results by day. People tested on multiple days will be included for each day a new result was received. A person is only counted once for each day they are tested, regardless of whether multiple specimens are tested or multiple results are received. If a person has a positive specimen and a negative specimen in the same day, only the positive result is counted.



Percent positivity for new cases in Florida residents

The percent of positive results ranged from 4.93% to 8.20% over the past 2 weeks and was 4.97% yesterday.

This percent is the number of people who test PCR- or antigen-positive for the first time divided by all the people tested that day, excluding people who have previously tested positive.



COVID-19: characteristics of 612,206 Florida resident cases

Data through Aug 28, 2020 verified as of Aug 29, 2020 at 09:25 AM

Data in this report are provisional and subject to change.

Age group	Cases		Hospitalizations		Deaths	
0-4 years	10,442	2%	243	1%	0	0%
5-14 years	25,248	4%	216	1%	4	0%
15-24 years	91,109	15%	964	3%	28	0%
25-34 years	115,388	19%	2,198	6%	72	1%
35-44 years	100,445	16%	3,320	9%	209	2%
45-54 years	98,200	16%	4,903	13%	463	4%
55-64 years	80,190	13%	6,801	18%	1,192	11%
65-74 years	46,612	8%	7,467	19%	2,336	21%
75-84 years	26,844	4%	7,001	18%	3,223	29%
85+ years	15,692	3%	5,195	14%	3,578	32%
Unknown	2,036	0%	6	0%	0	0%
Total	612,206		38,314		11,105	

Gender	Cases	
Female	312,905	51%
Male	295,178	48%
Unknown	4,123	1%
Total	612,206	

Ethnicity	Cases		Hospitalizations		Deaths	
Hispanic	175,716	29%	11,557	30%	2,733	25%
Non-Hispanic	232,198	38%	24,264	63%	7,267	65%
Unknown	204,292	33%	2,493	7%	1,105	10%
Total	612,206		38,314		11,105	

Race and ethnicity	Cases		Hospitalizations		Deaths	
White	259,607	42%	22,948	60%	7,438	67%
Hispanic	115,356	19%	8,142	21%	2,108	19%
Non-Hispanic	123,774	20%	13,908	36%	4,870	44%
Unknown	20,477	3%	898	2%	460	4%
Black	95,634	16%	9,276	24%	2,170	20%
Hispanic	4,448	1%	394	1%	73	1%
Non-Hispanic	81,579	13%	8,578	22%	1,999	18%
Unknown	9,607	2%	304	1%	98	1%
Other race	78,717	13%	4,623	12%	926	8%
Hispanic	40,232	7%	2,690	7%	459	4%
Non-Hispanic	23,418	4%	1,653	4%	357	3%
Unknown	15,067	2%	280	1%	110	1%
Unknown race	178,248	29%	1,467	4%	571	5%
Hispanic	15,680	3%	331	1%	93	1%
Non-Hispanic	3,427	1%	125	0%	41	0%
Unknown	159,141	26%	1,011	3%	437	4%
Total	612,206		38,314		11,105	

Hospitalization counts include anyone who was hospitalized at some point during their illness. It does not reflect the number of people currently hospitalized. **Other race** includes any person with a race of American Indian/Alaskan native, Asian, native Hawaiian/Pacific Islander, or other.

COVID-19: deaths in Florida residents and staff of long-term care facilities

Data through Aug 28, 2020 verified as of Aug 29, 2020 at 09:25 AM

Data in this report are provisional and subject to change.

For current cases in residents or staff of long-term care facilities, please visit: <https://floridahealthcovid19.gov/>

County	Deaths		County	Deaths		County	Deaths	
Dade	697	<div></div> 15%	Indian River	51	<div></div> 1%	Gilchrist	7	<div></div> 0%
Palm Beach	479	<div></div> 10%	Lake	51	<div></div> 1%	Okeechobee	7	<div></div> 0%
Pinellas	454	<div></div> 10%	Clay	44	<div></div> 1%	Calhoun	6	<div></div> 0%
Broward	353	<div></div> 8%	Suwannee	43	<div></div> 1%	Nassau	5	<div></div> 0%
Hillsborough	256	<div></div> 5%	Osceola	42	<div></div> 1%	Jefferson	4	<div></div> 0%
Polk	233	<div></div> 5%	Okaloosa	39	<div></div> 1%	Baker	3	<div></div> 0%
Lee	225	<div></div> 5%	Hernando	34	<div></div> 1%	Lafayette	3	<div></div> 0%
Brevard	131	<div></div> 3%	St. Johns	25	<div></div> 1%	Bradford	2	<div></div> 0%
Manatee	121	<div></div> 3%	Highlands	22	<div></div> 0%	Hardee	2	<div></div> 0%
St. Lucie	121	<div></div> 3%	Hendry	19	<div></div> 0%	Holmes	2	<div></div> 0%
Sarasota	119	<div></div> 3%	Bay	18	<div></div> 0%	Desoto	1	<div></div> 0%
Seminole	116	<div></div> 2%	Citrus	17	<div></div> 0%	Flagler	1	<div></div> 0%
Duval	107	<div></div> 2%	Alachua	15	<div></div> 0%	Gulf	1	<div></div> 0%
Volusia	101	<div></div> 2%	Leon	13	<div></div> 0%	Levy	1	<div></div> 0%
Escambia	89	<div></div> 2%	Sumter	13	<div></div> 0%	Monroe	1	<div></div> 0%
Orange	87	<div></div> 2%	Walton	13	<div></div> 0%	Taylor	1	<div></div> 0%
Pasco	83	<div></div> 2%	Columbia	12	<div></div> 0%			
Collier	80	<div></div> 2%	Putnam	12	<div></div> 0%			
Marion	77	<div></div> 2%	Washington	12	<div></div> 0%			
Martin	71	<div></div> 2%	Santa Rosa	10	<div></div> 0%			
Charlotte	56	<div></div> 1%	Madison	9	<div></div> 0%			
Jackson	53	<div></div> 1%	Gadsden	8	<div></div> 0%			

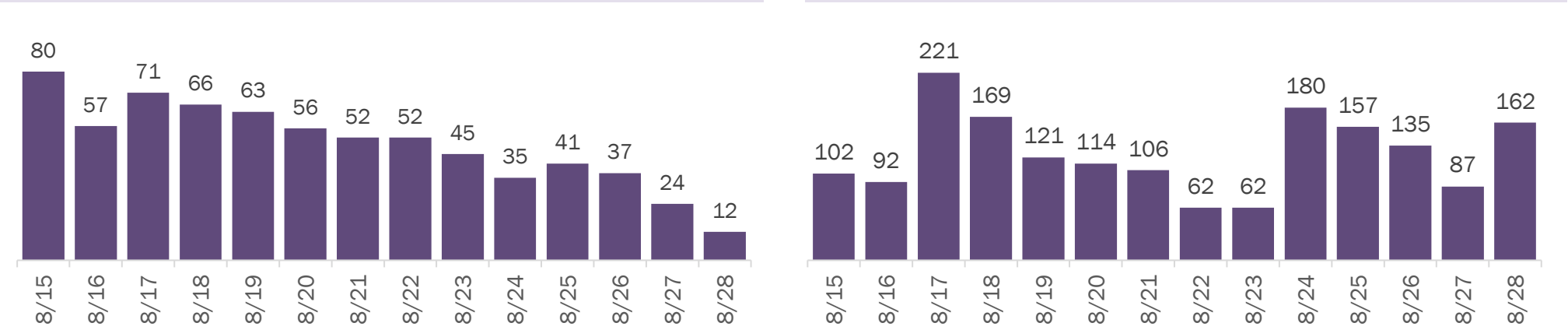
Note: cases are summarized by the county of usual residence. Residents and staff may be cases associated with facilities that are not in their county of usual residence, resulting in cases being included below for counties that do not have facilities with known cases.

COVID-19: cases in Florida residents who have died

Data through Aug 28, 2020 verified as of Aug 29, 2020 at 09:25 AM

Data in this report are provisional and subject to change.

Demographics for all identified COVID-19 deaths: 11,105				
Deaths by date of death			Deaths by date reported to the Department	



Median age: 79 years				
Age group	Deaths	Cases	Case fatality rate	Mortality rate per 100,000 population
0-4 years	0	10,442	0.0%	0.0
5-14 years	4	25,248	0.0%	0.2
15-24 years	28	91,109	0.0%	1.1
25-34 years	72	115,388	0.1%	2.5
35-44 years	209	100,445	0.2%	8.0
45-54 years	463	98,200	0.5%	16.6
55-64 years	1,192	80,190	1.5%	41.2
65-74 years	2,336	46,612	5.0%	96.3
75-84 years	3,223	26,844	12.0%	229.5
85+ years	3,578	15,692	22.8%	619.5
Unknown	0	2,036	0.0%	
Total	11,105	612,206	1.8%	51.4

Race	Deaths	Cases	Case fatality rate	Mortality rate per 100,000 population
Other	926	78,717	1.2%	74.4
White	7,438	259,607	2.9%	44.5
Black	2,170	95,634	2.3%	59.3
Unknown	571	178,248	0.3%	
Total	11,105	612,206	1.8%	51.4

Gender	Deaths	Cases	Case fatality rate	Mortality rate per 100,000 population
Female	4,933	312,905	1.6%	44.7
Male	6,160	295,178	2.1%	58.3
Unknown	12	4,123	0.3%	
Total	11,105	612,206	1.8%	51.4

Ethnicity	Deaths	Cases	Case fatality rate	Mortality rate per 100,000 population
Non-Hispanic	7,267	232,198	3.1%	45.6
Hispanic	2,733	175,716	1.6%	48.1
Unknown	1,105	204,292	0.5%	
Total	11,105	612,206	1.8%	51.4

Age group distribution for deaths reported since previous report, previous 2 weeks, and cumulatively									
149 deaths reported since previous report			1,770 deaths reported from Aug 15 - Aug 28			11,105 deaths reported cumulatively			
0-4 years	0		0-4 years	0		0-4 years	0		
5-14 years	0		5-14 years	1		5-14 years	4		
15-24 years	1		15-24 years	7		15-24 years	28		
25-34 years	0		25-34 years	9		25-34 years	72		
35-44 years	1		35-44 years	21		35-44 years	209		
45-54 years	7		45-54 years	68		45-54 years	463		
55-64 years	14		55-64 years	206		55-64 years	1,192		
65-74 years	35		65-74 years	399		65-74 years	2,336		
75-84 years	44		75-84 years	521		75-84 years	3,223		
85+ years	47		85+ years	538		85+ years	3,578		
Unknown	0		Unknown	0		Unknown	0		

COVID-19: cases in Florida residents who have died

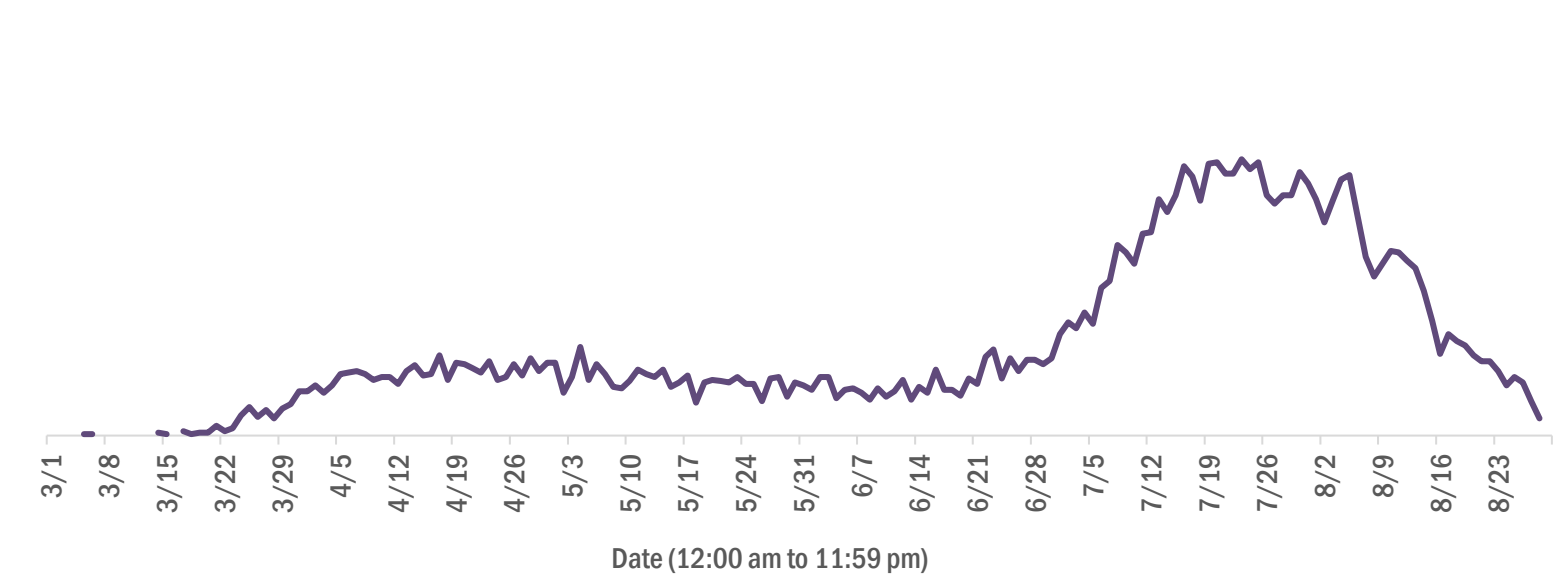
Data through Aug 28, 2020 verified as of Aug 29, 2020 at 09:25 AM

Data in this report are provisional and subject to change.

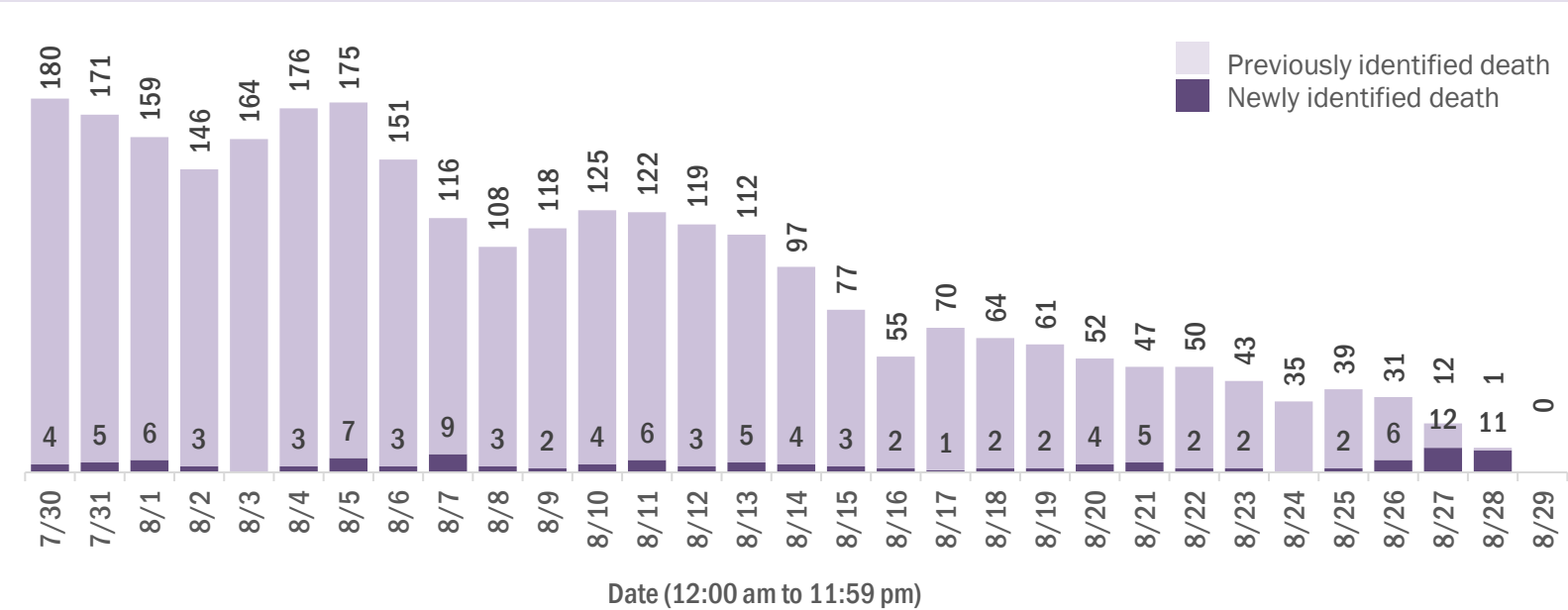
Deaths in Florida residents by date of death

11,105 deaths reported cumulatively, 149 deaths reported since previous report

March to present



Past 30 days



COVID-19: characteristics of 619,003 cases

Data through Aug 28, 2020 verified as of Aug 29, 2020 at 09:25 AM

Data in this report are provisional and subject to change.

Tables below include cases in Florida residents and non-Florida residents.

All 67 Florida counties have cases:

County	FL resident cases		Non-FL resident cases	Total cases	FL resident deaths	FL death rate
Dade	154,828	<div></div> 25%	1,210	156,038	2,399	1.5%
Broward	70,200	<div></div> 11%	564	70,764	1,183	1.7%
Palm Beach	41,370	<div></div> 7%	360	41,730	1,117	2.7%
Hillsborough	36,623	<div></div> 6%	161	36,784	545	1.5%
Orange	35,197	<div></div> 6%	416	35,613	376	1.1%
Duval	26,011	<div></div> 4%	273	26,284	254	1.0%
Pinellas	19,667	<div></div> 3%	146	19,813	650	3.3%
Lee	18,284	<div></div> 3%	300	18,584	418	2.3%
Polk	16,746	<div></div> 3%	57	16,803	442	2.6%
Collier	11,466	<div></div> 2%	104	11,570	176	1.5%
Escambia	10,118	<div></div> 2%	1,003	11,121	186	1.8%
Osceola	10,969	<div></div> 2%	86	11,055	129	1.2%
Manatee	10,282	<div></div> 2%	109	10,391	258	2.5%
Volusia	9,160	<div></div> 1%	63	9,223	189	2.1%
Marion	8,411	<div></div> 1%	13	8,424	174	2.1%
Pasco	7,938	<div></div> 1%	51	7,989	173	2.2%
Seminole	7,946	<div></div> 1%	33	7,979	172	2.2%
Brevard	7,160	<div></div> 1%	22	7,182	209	2.9%
Sarasota	7,101	<div></div> 1%	61	7,162	202	2.8%
St. Lucie	6,913	<div></div> 1%	26	6,939	235	3.4%
Lake	6,307	<div></div> 1%	38	6,345	116	1.8%
Leon	6,047	<div></div> 1%	147	6,194	33	0.5%
Bay	5,258	<div></div> 1%	83	5,341	78	1.5%
Alachua	5,102	<div></div> 1%	63	5,165	33	0.6%
Santa Rosa	4,592	<div></div> 1%	42	4,634	55	1.2%
Martin	4,390	<div></div> 1%	30	4,420	114	2.6%
St. Johns	4,226	<div></div> 1%	60	4,286	57	1.3%
Okaloosa	4,096	<div></div> 1%	28	4,124	76	1.9%
Clay	3,896	<div></div> 1%	14	3,910	76	2.0%
Columbia	3,318	<div></div> 1%	13	3,331	33	1.0%
Indian River	2,808	<div></div> 0%	19	2,827	98	3.5%
Charlotte	2,629	<div></div> 0%	6	2,635	111	4.2%
Hernando	2,543	<div></div> 0%	17	2,560	83	3.3%
Suwannee	2,407	<div></div> 0%	17	2,424	60	2.5%
Jackson	2,308	<div></div> 0%	19	2,327	66	2.9%

County	FL resident cases		Non-FL resident cases	Total cases	FL resident deaths	FL death rate
Gadsden	2,282	0%	8	2,290	31	1.4%
Citrus	2,063	0%	6	2,069	57	2.8%
Hendry	1,958	0%	2	1,960	39	2.0%
Sumter	1,823	0%	9	1,832	50	2.7%
Highlands	1,804	0%	7	1,811	67	3.7%
Putnam	1,761	0%	2	1,763	36	2.0%
Monroe	1,690	0%	29	1,719	16	0.9%
Nassau	1,538	0%	105	1,643	19	1.2%
Walton	1,493	0%	135	1,628	20	1.3%
Desoto	1,469	0%	3	1,472	22	1.5%
Flagler	1,289	0%	13	1,302	15	1.2%
Okeechobee	1,230	0%	4	1,234	15	1.2%
Taylor	1,192	0%	3	1,195	5	0.4%
Lafayette	1,189	0%	0	1,189	7	0.6%
Baker	1,148	0%	0	1,148	5	0.4%
Hardee	1,084	0%	7	1,091	9	0.8%
Washington	991	0%	11	1,002	16	1.6%
Unknown	249	0%	735	984	0	0.0%
Levy	895	0%	4	899	6	0.7%
Wakulla	878	0%	6	884	7	0.8%
Madison	846	0%	14	860	14	1.7%
Gulf	809	0%	10	819	11	1.4%
Bradford	717	0%	0	717	5	0.7%
Dixie	701	0%	1	702	4	0.6%
Hamilton	690	0%	5	695	6	0.9%
Holmes	608	0%	11	619	5	0.8%
Union	572	0%	0	572	5	0.9%
Calhoun	558	0%	1	559	8	1.4%
Franklin	533	0%	4	537	3	0.6%
Jefferson	487	0%	8	495	6	1.2%
Gilchrist	457	0%	0	457	10	2.2%
Glades	453	0%	0	453	3	0.7%
Liberty	432	0%	0	432	7	1.6%
Total	612,206		6,797	619,003	11,105	1.8%

COVID-19: characteristics of 612,206 Florida resident cases

Data through Aug 28, 2020 verified as of Aug 29, 2020 at 09:25 AM

Data in this report are provisional and subject to change.

The table below includes the cities and counties of residence for cases in Florida residents based on the patient's ZIP Code. Note that city is not always received as part of the initial notification and may be missing while the case is being investigated.

City and county	Cases
Miami, Dade	91,831
Orlando, Orange	26,436
Jacksonville, Duval	24,268
Hialeah, Dade	22,162
Tampa, Hillsborough	21,956
Fort Lauderdale, Broward	15,512
Hollywood, Broward	13,347
West Palm Beach, Palm Beach	10,418
Homestead, Dade	10,408
Kissimmee, Osceola	8,819
Naples, Collier	8,439
Pompano Beach, Broward	8,182
Pensacola, Escambia	8,122
Saint Petersburg, Pinellas	8,037
Fort Myers, Lee	7,575
Bradenton, Manatee	7,030
Ocala, Marion	6,642
Tallahassee, Leon	5,852
Lake Worth, Palm Beach	5,745
Boca Raton, Palm Beach	5,686
Lakeland, Polk	5,373
Sarasota, Sarasota	5,133
Miramar, Broward	4,508
Cape Coral, Lee	4,280
Gainesville, Alachua	4,110
Port Saint Lucie, St. Lucie	4,074
Miami Gardens, Dade	3,958
Clearwater, Pinellas	3,923
Boynton Beach, Palm Beach	3,716
Lehigh Acres, Lee	3,662
Miami Beach, Dade	3,507
Panama City, Bay	3,414
Winter Haven, Polk	3,258
Coral Springs, Broward	3,152
Lake City, Columbia	3,146
Delray Beach, Palm Beach	2,847
Sunrise, Broward	2,598
Davie, Broward	2,565
Milton, Santa Rosa	2,521
Fort Pierce, St. Lucie	2,491
Brandon, Hillsborough	2,398
Plant City, Hillsborough	2,357
Opa Locka, Dade	2,353
Missing, Broward	2,349
Riverview, Hillsborough	2,340
Saint Augustine, St. Johns	2,260
Immokalee, Collier	2,250
Doral, Dade	2,249
Apopka, Orange	2,248
Melbourne, Brevard	2,125
Stuart, Martin	2,085
Largo, Pinellas	2,081
Daytona Beach, Volusia	2,041
North Miami Beach, Dade	2,037
Live Oak, Suwannee	2,035
Vero Beach, Indian River	1,993
Plantation, Broward	1,980
Sanford, Seminole	1,961
Tamarac, Broward	1,941

COVID-19: characteristics of 612,206 Florida resident cases

Data through Aug 28, 2020 verified as of Aug 29, 2020 at 09:25 AM

Data in this report are provisional and subject to change.

The table below includes the cities and counties of residence for cases in Florida residents based on the patient's ZIP Code. Note that city is not always received as part of the initial notification and may be missing while the case is being investigated.

City and county	Cases
Deerfield Beach, Broward	1,938
Miami Lakes, Dade	1,905
Jupiter, Palm Beach	1,843
Saint Cloud, Osceola	1,831
Orange Park, Clay	1,778
New Port Richey, Pasco	1,759
Deltona, Volusia	1,682
Coral Gables, Dade	1,670
Clermont, Lake	1,609
Weston, Broward	1,595
Margate, Broward	1,586
Palm Bay, Brevard	1,544
Lake Worth Beach, Palm Beach	1,531
Palmetto, Manatee	1,524
Deland, Volusia	1,463
Fort Walton Beach, Okaloosa	1,447
Missing, Dade	1,406
North Lauderdale, Broward	1,389
Coconut Creek, Broward	1,385
Spring Hill, Hernando	1,364
Cutler Ridge, Dade	1,359
Port Charlotte, Charlotte	1,349
Hallandale, Broward	1,340
Palm Beach Gardens, Palm Beach	1,340
Haines City, Polk	1,326
Davenport, Polk	1,308
Altamonte Springs, Seminole	1,302
Arcadia, Desoto	1,297
Winter Garden, Orange	1,280
Ocoee, Orange	1,258
Winter Park, Orange	1,254
Oviedo, Seminole	1,223
Bonita Springs, Lee	1,195
Okeechobee, Okeechobee	1,160
Mayo, Lafayette	1,158
North Miami, Dade	1,139
Quincy, Gadsden	1,134
Wellington, Palm Beach	1,122
Royal Palm Beach, Palm Beach	1,121
Land O Lakes, Pasco	1,116
Wesley Chapel, Pasco	1,114
Palm Harbor, Pinellas	1,101
Perry, Taylor	1,088
Oakland Park, Broward	1,087
Ruskin, Hillsborough	1,054
Clewiston, Hendry	1,025
Pinellas Park, Pinellas	1,016
Valrico, Hillsborough	1,004
Leesburg, Lake	1,001
Punta Gorda, Charlotte	992
Lutz, Hillsborough	987
Palm Coast, Flagler	977
Indiantown, Martin	947
Pembroke Pines, Broward	940
Longwood, Seminole	935
Seminole, Pinellas	925
Belle Glade, Palm Beach	916
Century, Escambia	909
Missing, Palm Beach	904

COVID-19: characteristics of 612,206 Florida resident cases

Data through Aug 28, 2020 verified as of Aug 29, 2020 at 09:25 AM

Data in this report are provisional and subject to change.

The table below includes the cities and counties of residence for cases in Florida residents based on the patient's ZIP Code. Note that city is not always received as part of the initial notification and may be missing while the case is being investigated.

City and county	Cases
Brooksville, Hernando	870
Middleburg, Clay	868
Wimauma, Hillsborough	861
North Port, Sarasota	859
Florida City, Dade	840
Palatka, Putnam	840
Crestview, Okaloosa	838
Lynn Haven, Bay	817
Ormond Beach, Volusia	809
Casselberry, Seminole	809
Bartow, Polk	797
Carol City, Dade	792
Windermere, Orange	787
Key West, Monroe	782
Cantonment, Escambia	780
Cocoa, Brevard	775
Chipley, Washington	767
Sebring, Highlands	766
Kissimmee, Polk	762
Auburndale, Polk	756
Graceville, Jackson	755
Jacksonville Beach, Duval	753
Crawfordville, Wakulla	721
Lake Mary, Seminole	708
Crossings, Dade	700
Tavares, Lake	698
North Fort Myers, Lee	696
Dade City, Pasco	696
Zephyrhills, Pasco	684
Hudson, Pasco	672
Gulf Breeze, Santa Rosa	671
Port Orange, Volusia	665
Lake Wales, Polk	665
Panama City Beach, Bay	663
Aventura, Dade	662
Port Richey, Pasco	635
Sanderson, Baker	635
Labelle, Hendry	626
Loxahatchee, Palm Beach	620
Marianna, Jackson	615
Venice, Sarasota	606
Winter Springs, Seminole	597
Tarpon Springs, Pinellas	593
Riviera Beach, Palm Beach	591
Seffner, Hillsborough	575
Fernandina Beach, Nassau	571
Mulberry, Polk	569
Navarre, Santa Rosa	569
Cooper City, Broward	561
Sarasota, Manatee	558
Avon Park, Highlands	551
Starke, Bradford	551
Saint Johns, St. Johns	550
Orange City, Volusia	542
Maitland, Orange	541
Merritt Island, Brevard	539
Destin, Okaloosa	538
Everglades National Park, Dade	532
Holiday, Pasco	525

COVID-19: characteristics of 612,206 Florida resident cases

Data through Aug 28, 2020 verified as of Aug 29, 2020 at 09:25 AM

Data in this report are provisional and subject to change.

The table below includes the cities and counties of residence for cases in Florida residents based on the patient's ZIP Code. Note that city is not always received as part of the initial notification and may be missing while the case is being investigated.

City and county	Cases
Eustis, Lake	525
Ponte Vedra Beach, St. Johns	522
South Bay, Palm Beach	518
Palm City, Martin	510
Defuniak Springs, Walton	509
Santa Rosa Beach, Walton	507
Madison, Madison	504
Niceville, Okaloosa	502
Inverness, Citrus	499
Green Cove Springs, Clay	499
Missing, Collier	497
The Villages, Sumter	495
Wauchula, Hardee	493
Fleming Island, Clay	490
Dunedin, Pinellas	485
Dover, Hillsborough	482
Titusville, Brevard	477
Dania, Broward	476
Key Biscayne, Dade	468
Coconut Grove, Dade	465
Jasper, Hamilton	463
Wewahitchka, Gulf	461
New Smyrna Beach, Volusia	461
Gibsonton, Hillsborough	458
Mount Dora, Lake	457
Parrish, Manatee	456
Bonifay, Holmes	455
Groveland, Lake	453
Havana, Gadsden	450
Lantana, Palm Beach	441
Lake Butler, Union	441
Missing, Hillsborough	441
Pahokee, Palm Beach	440
Rockledge, Brevard	438
Estero, Lee	435
Parkland, Broward	433
Monticello, Jefferson	432
Biscayne Park, Dade	429
El Portal, Dade	427
Missing, Orange	422
Moore Haven, Glades	420
Missing, Duval	419
Cross City, Dixie	417
Hobe Sound, Martin	410
Odessa, Hillsborough	404
South Miami, Dade	397
Fellsmere, Indian River	392
Pinecrest, Dade	385
Lauderdale Lakes, Broward	382
Crescent City, Putnam	376
Blountstown, Calhoun	359
Sun City Center, Hillsborough	358
Carrabelle, Franklin	357
Pace, Santa Rosa	355
Palm Springs, Palm Beach	355
Debary, Volusia	354
Bristol, Liberty	350
Atlantic Beach, Duval	350
Oldsmar, Pinellas	347

COVID-19: characteristics of 612,206 Florida resident cases

Data through Aug 28, 2020 verified as of Aug 29, 2020 at 09:25 AM

Data in this report are provisional and subject to change.

The table below includes the cities and counties of residence for cases in Florida residents based on the patient's ZIP Code. Note that city is not always received as part of the initial notification and may be missing while the case is being investigated.

City and county	Cases
Coral, Dade	346
Polk City, Polk	345
Lithia, Hillsborough	340
Wildwood, Sumter	340
Lauderhill, Broward	336
Summerfield, Marion	335
Missing, Pasco	334
North Palm Beach, Palm Beach	333
Missing, St. Lucie	332
Alachua, Alachua	331
Missing, Santa Rosa	327
Missing, Polk	320
Frostproof, Polk	315
Macclenny, Baker	312
Apollo Beach, Hillsborough	311
Chattahoochee, Gadsden	311
South Miami Heights, Dade	310
Yulee, Nassau	309
Uleta, Dade	309
Bellevue, Marion	308
Missing, St. Johns	304
Crystal River, Citrus	295
Williston, Levy	294
Ellenton, Manatee	290
Lake Placid, Highlands	288
Coleman, Sumter	280
Wilton Manors, Broward	277
Sebastian, Indian River	275
Fort Meade, Polk	273
Dunnellon, Marion	273
Safety Harbor, Pinellas	271
Trenton, Gilchrist	270
Bushnell, Sumter	269
Bowling Green, Hardee	267
Ponte Vedra, St. Johns	267
Missing, Hendry	263
Callahan, Nassau	260
Homosassa, Citrus	259
Sneads, Jackson	243
Port Saint Joe, Gulf	242
Chiefland, Levy	242
Jensen Beach, Martin	241
Key Largo, Monroe	241
Lady Lake, Lake	239
Old Town, Dixie	237
Missing, Citrus	234
Newberry, Alachua	230
Missing, Volusia	229
Malone, Jackson	225
Kendall, Dade	219
Hilliard, Nassau	218
Mary Esther, Okaloosa	215
Olympia Heights, Dade	208
Edgewater, Volusia	207
Missing, Marion	206
Mascotte, Lake	206
Palmetto Bay, Dade	204
Missing, Hernando	200
Shalimar, Okaloosa	198

COVID-19: characteristics of 612,206 Florida resident cases

Data through Aug 28, 2020 verified as of Aug 29, 2020 at 09:25 AM

Data in this report are provisional and subject to change.

The table below includes the cities and counties of residence for cases in Florida residents based on the patient's ZIP Code. Note that city is not always received as part of the initial notification and may be missing while the case is being investigated.

City and county	Cases
Lake Alfred, Polk	196
Freeport, Walton	195
Southwest Ranches, Broward	194
Lecanto, Citrus	194
Missing, Osceola	194
Missing, Hardee	192
Missing, Madison	190
Thonotosassa, Hillsborough	188
Missing, Brevard	185
Sweetwater, Dade	185
Beverly Hills, Citrus	183
Missing, Highlands	182
Minneola, Lake	180
Marathon, Monroe	176
Jacksonville, St. Johns	175
Marco Island, Collier	172
Bronson, Levy	171
Spring Hill, Pasco	168
Missing, Seminole	165
Satellite Beach, Brevard	165
Citra, Marion	161
West Melbourne, Brevard	160
Fisher Island, Dade	158
Missing, Monroe	157
Missing, Martin	155
Myakka City, Manatee	155
Pierson, Volusia	154
Cocoa Beach, Brevard	154
Missing, Sarasota	153
Neptune Beach, Duval	153
Fort White, Columbia	150
Midway, Gadsden	149
Nokomis, Sarasota	149
Sorrento, Lake	148
Belle Isle, Orange	148
Missing, Desoto	147
Dunnellon, Citrus	144
Keystone Heights, Clay	144
Clearwater Beach, Pinellas	144
Lake Park, Palm Beach	143
Oakland, Orange	139
Englewood, Charlotte	138
Missing, Nassau	138
De Leon Springs, Volusia	137
Jennings, Hamilton	137
Missing, Pinellas	135
Missing, Indian River	134
Bell, Gilchrist	134
Gulfport, Pinellas	132
Fruitland Park, Lake	131
Miramar Beach, Walton	130
Umatilla, Lake	130
Jay, Santa Rosa	129
High Springs, Alachua	129
Medley, Dade	129
Molino, Escambia	128
Tavernier, Monroe	126
Glen Saint Mary, Baker	126
Holly Hill, Volusia	125

COVID-19: characteristics of 612,206 Florida resident cases

Data through Aug 28, 2020 verified as of Aug 29, 2020 at 09:25 AM

Data in this report are provisional and subject to change.

The table below includes the cities and counties of residence for cases in Florida residents based on the patient's ZIP Code. Note that city is not always received as part of the initial notification and may be missing while the case is being investigated.

City and county	Cases
Missing, Unknown	123
Cottdonale, Jackson	121
Hernando, Citrus	121
Kenneth City, Pinellas	120
Indialantic, Brevard	119
Palm Beach, Palm Beach	119
Golden Beach, Dade	118
Bunnell, Flagler	118
Zolfo Springs, Hardee	116
Missing, Lake	116
Missing, Okaloosa	115
Alva, Lee	115
Silver Springs, Marion	114
Branford, Suwannee	110
Gretna, Gadsden	109
Youngstown, Bay	108
Englewood, Sarasota	108
Oxford, Sumter	107
East Palatka, Putnam	107
Missing, Clay	106
Missing, Gulf	103
South Daytona, Volusia	102
Edgewood, Orange	101
Trinity, Pasco	100
Tequesta, Palm Beach	100
Missing, Wakulla	99
Montverde, Lake	98
Missing, Gadsden	98
Missing, Flagler	96
Missing, Leon	96
Missing, Jackson	95
Flagler Beach, Flagler	95
Weeki Wachee, Hernando	95
Missing, Levy	93
Eagle Lake, Polk	92
South Pasadena, Pinellas	92
Ocklawaha, Marion	91
Altha, Calhoun	91
Archer, Alachua	89
Gotha, Orange	87
Hawthorne, Alachua	87
Greenwood, Jackson	87
Rotunda West, Charlotte	87
Baker, Okaloosa	87
White Springs, Hamilton	86
Missing, Washington	86
Haverhill, Palm Beach	85
Interlachen, Putnam	83
Apalachicola, Franklin	83
Chuluota, Seminole	82
Dundee, Polk	82
O Brien, Suwannee	82
Raiford, Union	81
Cape Canaveral, Brevard	81
Fort Myers Beach, Lee	81
Mims, Brevard	80
Webster, Sumter	79
Missing, Manatee	78
Floral City, Citrus	77

COVID-19: characteristics of 612,206 Florida resident cases

Data through Aug 28, 2020 verified as of Aug 29, 2020 at 09:25 AM

Data in this report are provisional and subject to change.

The table below includes the cities and counties of residence for cases in Florida residents based on the patient's ZIP Code. Note that city is not always received as part of the initial notification and may be missing while the case is being investigated.

City and county	Cases
Geneva, Seminole	77
Zellwood, Orange	77
Satsuma, Putnam	77
Vernon, Washington	76
Osprey, Sarasota	76
Southport, Bay	76
Greenville, Madison	74
Lake Panasoffkee, Sumter	74
Missing, Baker	73
Pomona Park, Putnam	73
Lawtey, Bradford	72
Hastings, St. Johns	72
Melbourne Beach, Brevard	71
Ave Maria, Collier	70
Missing, Calhoun	69
Missing, Okeechobee	67
Missing, Escambia	67
Grand Island, Lake	67
Reddick, Marion	67
Avon Park, Polk	66
Hiawassee, Orange	66
Bay Harbor Islands, Dade	65
Missing, Sumter	64
Mcdavid, Escambia	63
Indian Rocks Beach, Pinellas	62
Grand Ridge, Jackson	62
West Miami, Dade	62
Florida State University, Leon	61
Fountain, Bay	60
Missing, Walton	60
Melrose, Putnam	60
Wellborn, Suwannee	60
Lee, Madison	59
Indian Harbour Beach, Brevard	59
Eastpoint, Franklin	58
Alford, Jackson	58
San Antonio, Pasco	58
Azalea Park, Orange	56
Islamorada, Monroe	54
Morriston, Levy	54
Missing, Taylor	54
Mcalpin, Suwannee	54
Mangonia Park, Palm Beach	54
Surfside, Dade	54
Missing, Bradford	53
Bal Harbour, Dade	52
Lakewood Ranch, Manatee	52
Elkton, St. Johns	52
Greenacres, Palm Beach	51
Missing, Holmes	51
Westville, Holmes	51
Atlantis, Palm Beach	50
Seville, Volusia	50
Viera, Brevard	49
Anthony, Marion	49
Missing, Gilchrist	49
Stock Island, Monroe	49
Missing, Suwannee	49
Weirsdale, Marion	48

COVID-19: characteristics of 612,206 Florida resident cases

Data through Aug 28, 2020 verified as of Aug 29, 2020 at 09:25 AM

Data in this report are provisional and subject to change.

The table below includes the cities and counties of residence for cases in Florida residents based on the patient's ZIP Code. Note that city is not always received as part of the initial notification and may be missing while the case is being investigated.

City and county	Cases
Astatula, Lake	48
Ponce De Leon, Holmes	47
Center Hill, Sumter	47
Bokeelia, Lee	46
Poinciana, Polk	46
Citrus Springs, Citrus	44
Caryville, Washington	44
Missing, Bay	44
Valparaiso, Okaloosa	43
Micanopy, Alachua	43
Lockhart, Orange	43
Lake Hamilton, Polk	43
Bay Lake, Orange	42
Babson Park, Polk	41
Sanibel, Lee	41
Hosford, Liberty	40
Missing, Lee	40
Inlet Beach, Walton	40
Celebration, Osceola	40
Christmas, Orange	40
Steinhatchee, Taylor	40
Missing, Liberty	39
Lake Helen, Volusia	39
Howey-In-The-Hills, Lake	39
Bryceville, Nassau	39
Laurel Hill, Okaloosa	38
Eglin Air Force Base, Okaloosa	38
Fern Park, Seminole	38
Juno Beach, Palm Beach	38
Cloud Lake, Palm Beach	38
Hallandale Beach, Broward	37
Princeton, Dade	37
Summerland Key, Monroe	37
Malabar, Brevard	37
Cutler Bay, Dade	36
Missing, Jefferson	36
Welaka, Putnam	36
Lady Lake, Sumter	35
Lauderdale By The Sea, Broward	34
Fort McCoy, Marion	34
Missing, Dixie	34
Belleair, Pinellas	33
Sumterville, Sumter	33
Osteen, Volusia	33
San Mateo, Putnam	32
Flemington, Marion	32
Canal Point, Palm Beach	32
Big Pine Key, Monroe	32
Missing, Franklin	31
Centerville, Leon	31
Madeira Beach, Pinellas	31
Singer Island, Palm Beach	31
Greensboro, Gadsden	30
The Villages, Lake	30
Destin, Walton	29
Hypoluxo, Palm Beach	29
Yalaha, Lake	29
Felda, Hendry	29
Holt, Okaloosa	28

COVID-19: characteristics of 612,206 Florida resident cases

Data through Aug 28, 2020 verified as of Aug 29, 2020 at 09:25 AM

Data in this report are provisional and subject to change.

The table below includes the cities and counties of residence for cases in Florida residents based on the patient's ZIP Code. Note that city is not always received as part of the initial notification and may be missing while the case is being investigated.

City and county	Cases
Bradenton Beach, Manatee	27
Eatonville, Orange	27
Saint James City, Lee	27
Missing, Charlotte	27
Missing, Union	27
Astor, Lake	26
Naranja, Dade	26
Paisley, Lake	25
Air Mail Facility, Dade	25
Clarksville, Calhoun	25
Panacea, Wakulla	25
Patrick Air Force Base, Brevard	25
Oak Hill, Volusia	24
Belleair Beach, Pinellas	24
Sopchoppy, Wakulla	24
Ochopee, Collier	24
Brooker, Bradford	24
Odessa, Pasco	24
Altoona, Lake	24
Sunny Isles Beach, Dade	23
Bascom, Jackson	23
Grant-Valkaria, Brevard	23
Jupiter, Martin	23
Florida Dept Of Corrections, Union	22
Unknown, Orange	22
Campbellton, Jackson	22
Missing, Lafayette	22
Longboat Key, Manatee	21
Kindred, Osceola	21
Lehigh, Lee	21
Ponce Inlet, Volusia	21
Fruit Cove, St. Johns	20
Florahome, Putnam	20
Matlacha, Lee	20
Temple Terrace, Hillsborough	20
Inglis, Levy	20
Waldo, Alachua	20
Callaway, Bay	20
Baldwin, Duval	20
Village Of Wellington, Palm Beach	20
Crystal Beach, Pinellas	20
Holmes Beach, Manatee	19
Placida, Charlotte	19
Dinsmore, Duval	19
Miami Springs, Dade	19
Lamont, Jefferson	19
Pinetta, Madison	19
Kissimmee, Orange	19
Alafaya, Orange	18
West Panama City Beach, Bay	18
Georgetown, Putnam	18
Tierra Verde, Pinellas	17
Highland Beach, Palm Beach	17
Hialeah Gardens, Dade	17
Waverly, Polk	17
Okahumpka, Lake	16
Tice, Lee	16
Palm Beach Shores, Palm Beach	16
Manalapan, Palm Beach	16

COVID-19: characteristics of 612,206 Florida resident cases

Data through Aug 28, 2020 verified as of Aug 29, 2020 at 09:25 AM

Data in this report are provisional and subject to change.

The table below includes the cities and counties of residence for cases in Florida residents based on the patient's ZIP Code. Note that city is not always received as part of the initial notification and may be missing while the case is being investigated.

City and county	Cases
Walnut Hill, Escambia	16
Ona, Hardee	16
Fort Denaud, Hendry	15
Missing, Alachua	15
North Bay Village, Dade	15
Saint Pete Beach, Pinellas	14
Miami Shores, Dade	14
Bay Pines, Pinellas	14
Winter Park, Seminole	14
Carrollwood, Hillsborough	14
Hampton, Bradford	14
Eaton Park, Polk	14
Balm, Hillsborough	14
Missing, Putnam	14
Terra Ceia, Manatee	14
Santa Fe, Alachua	14
Hollister, Putnam	14
Dania Beach, Broward	14
Ocean Ridge, Palm Beach	13
West Park, Broward	13
University Of Central Florida, Orange	13
Harmony, Osceola	13
Missing, Columbia	13
Miami, Unknown	13
Lighthouse Point, Broward	13
Barefoot Bay, Brevard	13
Missing, Glades	12
Palm Shores, Brevard	12
Intercession City, Osceola	12
Sydney, Hillsborough	12
Tyndall Air Force Base, Bay	12
Village Of Palmetto Bay, Dade	12
Goulds, Dade	12
Nocatee, Desoto	12
Orange Lake, Marion	11
Tioga, Alachua	11
Sun City, Hillsborough	11
Sebastian, Brevard	11
Bellview, Escambia	11
Labelle, Glades	11
Pensacola Beach, Santa Rosa	11
Kinard, Calhoun	11
North Redington Beach, Pinellas	11
La Crosse, Alachua	10
Palmdale, Glades	10
Unknown, Dade	10
Mexico Beach, Bay	10
Heathrow, Seminole	10
Lake Suzy, Desoto	10
Kenansville, Osceola	10
University Of Miami, Dade	10
Treasure Island, Pinellas	10
Bayonet Point, Pasco	10
Branford, Lafayette	9
Homosassa Springs, Citrus	9
Enterprise, Volusia	9
Key Colony Beach, Monroe	9
Highland City, Polk	9
Dowling Park, Suwannee	9

COVID-19: characteristics of 612,206 Florida resident cases

Data through Aug 28, 2020 verified as of Aug 29, 2020 at 09:25 AM

Data in this report are provisional and subject to change.

The table below includes the cities and counties of residence for cases in Florida residents based on the patient's ZIP Code. Note that city is not always received as part of the initial notification and may be missing while the case is being investigated.

City and county	Cases
Lorida, Highlands	9
Kathleen, Polk	9
Reunion, Osceola	9
Sewalls Point, Martin	9
Bagdad, Santa Rosa	9
Bradley, Polk	8
Paxton, Walton	8
Lutz, Pasco	8
Cedar Key, Levy	8
Lacoochee, Pasco	8
Hernando Beach, Hernando	8
Wabasso, Indian River	8
Eloise, Polk	7
Gonzalez, Escambia	7
Aloma, Orange	7
Buena Ventura Lakes, Osceola	7
South Palm Beach, Palm Beach	7
Venus, Highlands	7
Wahneta, Polk	7
Sparr, Marion	7
Plymouth, Orange	7
Lake City, Suwannee	7
North Venice, Sarasota	7
Tangerine, Orange	7
Jacksonville, Unknown	6
Quail Heights, Dade	6
Loughman, Polk	6
Palma Sola, Manatee	6
Maitland, Seminole	6
Horseshoe Beach, Dixie	6
Hialeah, Unknown	6
Pasadena, Pinellas	6
Mcintosh, Marion	6
Goodland, Collier	6
Altamonte Springs, Orange	6
Perdido Key, Escambia	6
Nichols, Polk	6
Tallevast, Manatee	6
Steinhatchee, Dixie	6
Saint Marks, Wakulla	6
PSI, Unknown	6
Rubonia, Manatee	5
F M, Lee	5
Gulf Breeze, Escambia	5
Indian Lake Estates, Polk	5
Poinciana, Osceola	5
Northdale, Hillsborough	5
Perrine, Dade	5
West Delray Beach, Palm Beach	5
Crystal Springs, Pasco	5
Long Key, Monroe	5
South Fort Myers, Lee	5
Ponce De Leon, Walton	5
Trilby, Pasco	5
Penney Farms, Clay	5
Woodville, Leon	5
Yankeetown, Levy	5
Long Boat Key, Manatee	5
Bonifay, Washington	5

COVID-19: characteristics of 612,206 Florida resident cases

Data through Aug 28, 2020 verified as of Aug 29, 2020 at 09:25 AM

Data in this report are provisional and subject to change.

The table below includes the cities and counties of residence for cases in Florida residents based on the patient's ZIP Code. Note that city is not always received as part of the initial notification and may be missing while the case is being investigated.

City and county	Cases
Ebro, Washington	5
Ridge Manor, Pasco	5
Micco, Brevard	5
Ferndale, Lake	5
Lowell, Marion	5
Lake Como, Putnam	5
Lake Monroe, Seminole	5
Mango, Hillsborough	5
Parker, Bay	5
Shady Grove, Taylor	5
Boca Grande, Lee	5
Hallandle Beach, Broward	5
Buckingham, Lee	4
Pembroke Park, Broward	4
Mayport, Duval	4
Little Torch Key, Monroe	4
Laud-By-The-Sea, Broward	4
Apopka, Seminole	4
None, Dade	4
Saint Lucie West, St. Lucie	4
Siesta Key, Sarasota	4
Alturas, Polk	4
Murdock, Charlotte	4
Missing, Hamilton	4
Cudjoe Key, Monroe	4
Anna Maria, Manatee	4
Homeland, Polk	4
Nobleton, Hernando	4
Celebration, Orange	4
Durant, Hillsborough	4
Leisure City, Dade	4
Oneco, Manatee	4
Miromar Lakes, Lee	4
New Smyrna, Volusia	4
City Of Sunrise, Broward	4
Hollywood, Unknown	4
Gulf Stream, Palm Beach	4
Ybor City, Hillsborough	4
Lulu, Columbia	4
Maxville, Duval	4
Gulf Hammock, Levy	4
Ft Pierce, St. Lucie	4
Clarcona, Orange	3
White Springs, Columbia	3
Sugarloaf, Monroe	3
Pine Castle, Orange	3
Salt Springs, Marion	3
Ozona, Pinellas	3
Indian Creek Village, Dade	3
Lakeshore, Polk	3
Miami Gardens, Unknown	3
Indian River Shores, Indian River	3
International Service Center, Dade	3
Mayport Naval Housing, Duval	3
Evinston, Alachua	3
Fanning Springs, Gilchrist	3
Elfers, Pasco	3
Fpo, Duval	3
Cinco Bayou, Okaloosa	3

COVID-19: characteristics of 612,206 Florida resident cases

Data through Aug 28, 2020 verified as of Aug 29, 2020 at 09:25 AM

Data in this report are provisional and subject to change.

The table below includes the cities and counties of residence for cases in Florida residents based on the patient's ZIP Code. Note that city is not always received as part of the initial notification and may be missing while the case is being investigated.

City and county	Cases
Braden River, Manatee	3
Mount Plymouth, Lake	3
Vernon, Bay	3
Virginia Gardens, Dade	3
Westchase, Hillsborough	3
Lauderhill, Unknown	3
El Jobean, Charlotte	3
Florida International University, Dade	3
Na, Dade	3
Point Washington, Walton	3
Roseland, Indian River	3
Port Saint John, Brevard	3
West Palm Beach, Unknown	3
Orlando, Osceola	3
Saint Leo, Pasco	3
Hurlburt Field, Okaloosa	3
Grove City, Charlotte	3
Fort Charlotte, Charlotte	3
Everglades City, Collier	3
Bayshore Gardens, Manatee	3
Cottdale, Washington	3
Duette, Manatee	3
East Lake, Marion	3
Port Salerno, Martin	3
Redington Shores, Pinellas	3
Saint George Island, Franklin	3
Wausau, Washington	3
Telogia, Liberty	3
Champions Gate, Polk	3
Davenport, Osceola	3
Fort Ogden, Desoto	3
Forest City, Orange	3
Green Acres, Palm Beach	3
The Villages, Marion	3
University Park, Manatee	3
Orlando, Unknown	3
Belleair Bluffs, Pinellas	3
Captiva, Lee	3
Fort Lauderdale, Unknown	3
Fairfield, Marion	3
Lynbrook, Broward	3
Hawthorne, Putnam	3
Indian Shores, Pinellas	3
Pine Hills, Orange	3
Candler, Marion	3
Cortez, Manatee	3
Graceville, Holmes	3
Grandin, Putnam	2
Hollywood, Dade	2
Inlet Beach, Bay	2
Jacksonville, Clay	2
Doctors Inlet, Clay	2
Laurel, Sarasota	2
Oklawaha, Marion	2
Orlando, Seminole	2
University Of FI, Alachua	2
Tampa, Pinellas	2
Sunny Hills, Washington	2
Switzerland, St. Johns	2

COVID-19: characteristics of 612,206 Florida resident cases

Data through Aug 28, 2020 verified as of Aug 29, 2020 at 09:25 AM

Data in this report are provisional and subject to change.

The table below includes the cities and counties of residence for cases in Florida residents based on the patient's ZIP Code. Note that city is not always received as part of the initial notification and may be missing while the case is being investigated.

City and county	Cases
Watersound, Walton	2
White City, Gulf	2
Jensen Beach, St. Lucie	2
Hallandale Beach, Unknown	2
Loxahatchee Groves, Palm Beach	2
Archer, Levy	2
Ponte Vedra, Duval	2
Port Charlotte, Unknown	2
Valkaria, Brevard	2
Trenton, Levy	2
West Bradenton, Manatee	2
River Ranch, Polk	2
Ramrod Key, Monroe	2
Goldenrod, Seminole	2
Lake Harbor, Palm Beach	2
Chokoloskee, Collier	2
Scottsmoor, Brevard	2
Westlake, Palm Beach	2
Orlando, Brevard	2
Redington Beach, Pinellas	2
Margate, Unknown	2
Lealman, Pinellas	2
Madison, Unknown	2
Destin, Unknown	2
Daytona Beach Shores, Volusia	2
Deer Island, Lake	2
Gibsonia, Polk	2
Town N Country, Hillsborough	2
Wewahitchka, Calhoun	2
Sand Lake, Orange	2
Sugarloaf Key, Monroe	2
Mount Dora, Orange	2
Miami, Martin	2
Miramar, Unknown	2
Fort Lauderdale, Dade	2
Dade City, Hernando	2
Basinger, Okeechobee	2
Clearwater, Hillsborough	2
At Large, Broward	2
Lake Butler, Bradford	2
Jonesville, Alachua	2
Wakulla Springs, Wakulla	2
Union Park, Orange	2
Samoset, Manatee	2
Palma Ceia, Hillsborough	2
Orange Springs, Marion	2
Oakland Park, Unknown	2
Miami, Broward	2
Holder, Citrus	2
Miramar, Dade	2
Mesa, Unknown	2
Longboat Key, Sarasota	2
Ormond Beach, Flagler	2
Morriston, Marion	2
San Carlos Park, Lee	2
Shady Hills, Pasco	2
Pompano Beach, Unknown	2
Sorrento, Orange	2
Jacksonville Naval Hospital, Duval	2

COVID-19: characteristics of 612,206 Florida resident cases

Data through Aug 28, 2020 verified as of Aug 29, 2020 at 09:25 AM

Data in this report are provisional and subject to change.

The table below includes the cities and counties of residence for cases in Florida residents based on the patient's ZIP Code. Note that city is not always received as part of the initial notification and may be missing while the case is being investigated.

City and county	Cases
Earleton, Alachua	2
Bayou George, Bay	2
Clewiston, Palm Beach	2
Nalcrest, Polk	2
Pensacola, Unknown	2
Rocky Point, Hillsborough	2
Unknown, Seminole	2
Venice, Manatee	2
Cypress, Jackson	2
Deerfield Beach, Unknown	2
Glenwood, Volusia	2
Miccosukee, Leon	2
Milligan, Okaloosa	2
Homeless, Pinellas	2
Lamont, Taylor	2
Layton, Monroe	1
Lakeland, Unknown	1
Hutchinson Island, St. Lucie	1
Jacksonville, Orange	1
Los Angeles, Dade	1
Mckinney, Broward	1
Miamc, Dade	1
Franklin, Unknown	1
Hallandale, Unknown	1
Homeless, Hillsborough	1
Hoclywsod, Dade	1
Coconut Ck, Unknown	1
Carl Fisher, Dade	1
Brooklyn, Lee	1
Apollo Beach, Manatee	1
Alpharetta, Broward	1
Westville, Walton	1
Venetian Islands, Dade	1
Tamarac, Dade	1
Unkn, Duval	1
Rosemary Beach, Walton	1
Saint Johns, Duval	1
Stetson University, Volusia	1
Northport, Sarasota	1
Orl, Osceola	1
Other, Dade	1
Pass-A-Grille Beach, Pinellas	1
Pensacola Beach, Escambia	1
Champions Gate, Osceola	1
Cape Haze, Charlotte	1
Davie, Unknown	1
Babcock Ranch, Charlotte	1
Alva, Escambia	1
Branford, Gilchrist	1
Duck Key, Monroe	1
Interlachen, Duval	1
Jacksonville Naval Air Station, Duval	1
Jacksonville, Nassau	1
Homossa, Orange	1
Hosford, Calhoun	1
Hialeahgardens, Dade	1
Sunrtise, Dade	1
Uknown, Unknown	1
University Of South Florida, Hillsborough	1

COVID-19: characteristics of 612,206 Florida resident cases

Data through Aug 28, 2020 verified as of Aug 29, 2020 at 09:25 AM

Data in this report are provisional and subject to change.

The table below includes the cities and counties of residence for cases in Florida residents based on the patient's ZIP Code. Note that city is not always received as part of the initial notification and may be missing while the case is being investigated.

City and county	Cases
University Of Tampa, Hillsborough	1
Unk, Alachua	1
Unknown, Charlotte	1
Punta Gorda, Unknown	1
Panama City, Unknown	1
Perth Amboy, Hillsborough	1
Sharpes, Brevard	1
Sanford, Orange	1
North Fort Myers, Charlotte	1
North Laud, Unknown	1
Oldsrav, Manatee	1
Monroe, Hillsborough	1
Lucedale, St. Lucie	1
Watersound, Bay	1
Vero Beach, Unknown	1
Wtixrat, Dade	1
Yeehaw, Okeechobee	1
Lauderdale Lakes, Unknown	1
Island Grove, Alachua	1
Jupiter Inlet, Palm Beach	1
Miamksaohes, Dade	1
Metter, Manatee	1
Mexico Beach, Gulf	1
Miami Dade, Unknown	1
Indian Rock Beach, Pinellas	1
Hillsboro Beach, Broward	1
Greenville, Taylor	1
Cross Key, Monroe	1
Cypress Gardens, Polk	1
Dade City, Unknown	1
Graham, Bradford	1
Fellsmere, Brevard	1
Fernandina, Nassau	1
North Lauderdale, Unknown	1
North Miami, Palm Beach	1
North Port, Manatee	1
Orlando, Manatee	1
Okeechobee, Martin	1
Okeechobi, Unknown	1
San Fernando, Unknown	1
Salem, Taylor	1
Sarasota, Unknown	1
Seacrest, Walton	1
Pooler, Broward	1
Panomo City, Bay	1
Pensacola, Dade	1
Twentynine Palms, Broward	1
Unknown, Manatee	1
St Cloud, Orange	1
Sunrise, Unknown	1
Suwannee, Dixie	1
Syracuse, Unknown	1
Xifamk, Dade	1
Windermere, Unknown	1
Julington Creek, St. Johns	1
Jena, Taylor	1
Haines City, Orange	1
Homeless, Okaloosa	1
Lake Worth, Unknown	1

COVID-19: characteristics of 612,206 Florida resident cases

Data through Aug 28, 2020 verified as of Aug 29, 2020 at 09:25 AM

Data in this report are provisional and subject to change.

The table below includes the cities and counties of residence for cases in Florida residents based on the patient's ZIP Code. Note that city is not always received as part of the initial notification and may be missing while the case is being investigated.

City and county	Cases
Litchfield Park, Unknown	1
Laurel Hill, Walton	1
Marathon Shores, Monroe	1
Mayport Naval Station, Duval	1
Austin, Dade	1
Boys Ranch, Suwannee	1
Citrus Hills, Citrus	1
Apo, Collier	1
Arcadia, Unknown	1
Astor, Volusia	1
Big Torch Key, Monroe	1
Bonifay, Unknown	1
East Rockland Key, Monroe	1
New Port Richey, Hillsborough	1
Port St Luice, Unknown	1
Rices Landing, Dade	1
Pensacola Naval Hospital, Escambia	1
Okeechobee, Highlands	1
Orange Park, Duval	1
Seacrest, Bay	1
Stiamk, Dade	1
Unknown, Duval	1
Tavares, Unknown	1
Weston, Unknown	1
West Hollywood, Broward	1
Winter Springs, Orange	1
Winterpark, Unknown	1
Greenacres, Unknown	1
Florida Power & Light Co, Dade	1
Fortlauderdale, Unknown	1
Ft Pierce, Unknown	1
Garland, Orange	1
Jacksonville, Dade	1
Homeless, Dade	1
Hickory, Lee	1
Hialeah, Broward	1
Hallandate Ben, Unknown	1
Eustic, Unknown	1
Everett, Dade	1
Apopka, Unknown	1
Alligator Point, Wakulla	1
Amelia City, Nassau	1
Bonita Springs, Collier	1
Miamt, Dade	1
Mid Florida, Seminole	1
N/A, Duval	1
Lauderdale Hill, Unknown	1
Mc Dade, Broward	1
Longwood, Orange	1
Live Oak, Columbia	1
Tampa, Orange	1
University Of Central Fl, Orange	1
Unknown Out Of Area, Duval	1
Valrico, Orange	1
Pt St Lucie, St. Lucie	1
Palm City, Unknown	1
Olrando, Orange	1
Ocala, Unknown	1
Ocean Breeze, Martin	1

COVID-19: characteristics of 612,206 Florida resident cases

Data through Aug 28, 2020 verified as of Aug 29, 2020 at 09:25 AM

Data in this report are provisional and subject to change.

The table below includes the cities and counties of residence for cases in Florida residents based on the patient's ZIP Code. Note that city is not always received as part of the initial notification and may be missing while the case is being investigated.

City and county	Cases
Opa Locka, Unknown	1
Orange, Orange	1
Saint Petersburg, Dade	1
San Pedro Sula, Dade	1
Rosemary Beach, Bay	1
Saint Cloud, Orange	1
Port Charlotte Fl, Unknown	1
Palm Coast, Orange	1
Wimauma, Manatee	1
Sea Ranch Lakes, Broward	1
Seminole, Orange	1
Tampa, Dade	1
Bostwick, Putnam	1
Brewton, Escambia	1
Cosselberry, Orange	1
Crestview, Dade	1
Dania, Unknown	1
Darien, Pasco	1
Altamonte Spring, Seminole	1
Bartow, Unknown	1
Boca Rotan, Unknown	1
Caryville, Holmes	1
Cassadaga, Volusia	1
Fort Myers, Seminole	1
Fwb, Unknown	1
Gastonia, Polk	1
Glen St. Mary, Baker	1
Deltona , Volusia	1
Lanark Village, Franklin	1
Grand Island, Unknown	1
Green, Clay	1
Hialean, Unknown	1
Holt, Unknown	1
Los Angeles, Polk	1
Miami Granders, Dade	1
Port Saint Lucie, Martin	1
Port St. Lucie, Martin	1
Saint Augusaintine Beach, St. Johns	1
Seven Springs, Pasco	1
Tallahassee, Unknown	1
South Miami, Unknown	1
West Villages, Sarasota	1
Washington, Unknown	1
Wintergarden, Orange	1
Unkown, Seminole	1
Upper Key Largo, Monroe	1
Port Everglades, Broward	1
Palm City, St. Lucie	1
Newark, Broward	1
Niceville, Walton	1
Orlando, Lake	1
Middlesburg, Duval	1
Mount Pleasant, Gadsden	1
Boca Raton, Orange	1
Bonita Beach, Lee	1
Brooksville, Pasco	1
Coconut Creek, Unknown	1
Davenport, Orange	1
Fort Pierce, Unknown	1

COVID-19: characteristics of 612,206 Florida resident cases

Data through Aug 28, 2020 verified as of Aug 29, 2020 at 09:25 AM

Data in this report are provisional and subject to change.

The table below includes the cities and counties of residence for cases in Florida residents based on the patient's ZIP Code. Note that city is not always received as part of the initial notification and may be missing while the case is being investigated.

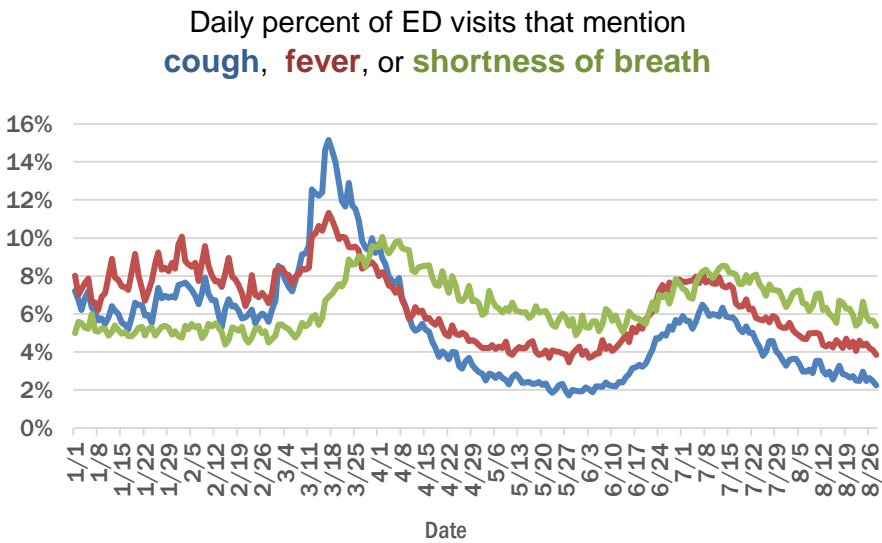
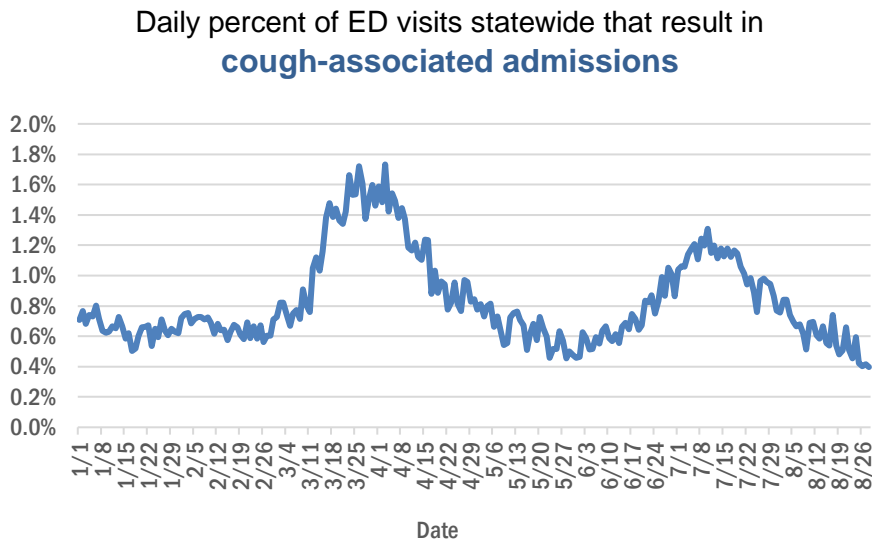
City and county	Cases
Miami, Palm Beach	1
Lake Geneva, Clay	1
Harrison, Pinellas	1
Immokalee, Lee	1
Jupiter, Duval	1
Wesley Chapel, Alachua	1
Weston, Dade	1
Worthington Springs, Union	1
Tampa Palms, Hillsborough	1
South Daytona Beach, Volusia	1
Unknown, Columbia	1
Unknown, Palm Beach	1
Tarpon Springs, Pasco	1
Tewksbury, Orange	1
Olustee, Baker	1
Opalocka, Dade	1
Okeechobee, St. Lucie	1
Riverview, Unknown	1
San Antonio, Unknown	1
Lecanto, Marion	1
Ludlam, Dade	1
Miamf, Dade	1
Pine Ridge, Citrus	1
Pineland, Lee	1
Gainsville, Alachua	1
Florence Villa, Polk	1
Fort Pierce, Martin	1
Estero, Collier	1
Fl, Dade	1
Fellsmele, Brevard	1
Hispanic, St. Lucie	1
Kissimmee, Brevard	1
Clermont, Orange	1
Clermont, Polk	1
Dade City, Hillsborough	1
Dallas, Lee	1
Deland, Lake	1
Celeste, Broward	1
99, Unknown	1
Clair-Mel City, Hillsborough	1
Beverly Beach, Flagler	1
Aollywoss, Dade	1
Total	612,206

COVID-19: additional surveillance information

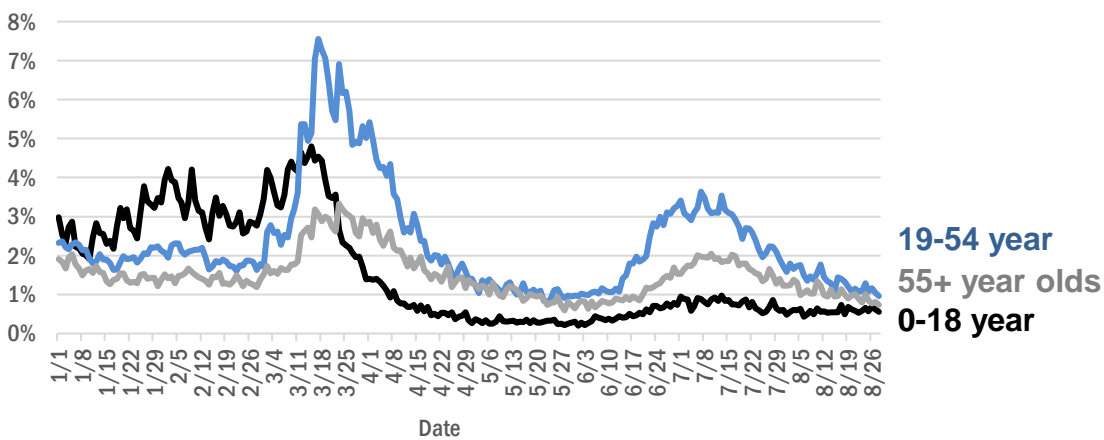
Data through Aug 28, 2020 verified as of Aug 29, 2020 at 09:25 AM

Data in this report are provisional and subject to change.

Statewide emergency department (ED) chief complaint and admission data



Daily percent of ED visits statewide that mention cough by age group



The Electronic Surveillance System for the Early Notification of Community-Based Epidemics (ESSENCE-FL) includes chief complaint data from 211 of 212 Florida EDs. Data are transmitted electronically to ESSENCE-FL daily or hourly.

COVID-19: All Florida residents with test results reported

Data through Aug 28, 2020 verified as of Aug 29, 2020 at 09:25 AM

Data in this report are provisional and subject to change.

The table below includes persons with laboratory results that the Department of Health has received electronically or by mail/fax for Florida residents.

County	Awaiting testing	Inconclusive	Negative	Positive	Percent positive	Total tested
Dade	473	1,975	645,763	154,828	19%	802,566
Broward	110	888	425,157	70,200	14%	496,245
Palm Beach	283	623	276,857	41,370	13%	318,850
Hillsborough	232	530	237,479	36,623	13%	274,632
Orange	401	296	270,158	35,197	12%	305,651
Duval	218	214	208,473	26,011	11%	234,698
Pinellas	9	134	172,748	19,667	10%	192,549
Lee	40	81	109,428	18,284	14%	127,793
Polk	67	110	96,678	16,746	15%	113,534
Collier	28	74	57,991	11,466	16%	69,531
Osceola	169	130	61,840	10,969	15%	72,939
Manatee	14	75	84,536	10,282	11%	94,893
Escambia	4	57	68,158	10,118	13%	78,333
Volusia	83	110	74,498	9,160	11%	83,768
Marion	20	112	53,337	8,411	14%	61,860
Seminole	64	66	67,290	7,946	11%	75,302
Pasco	144	56	69,242	7,938	10%	77,236
Brevard	16	58	85,295	7,160	8%	92,513
Sarasota	14	55	75,864	7,101	9%	83,020
St. Lucie	290	58	43,341	6,913	14%	50,312
Lake	177	91	68,277	6,307	8%	74,675
Leon	18	123	65,660	6,047	8%	71,830
Bay	16	64	25,159	5,258	17%	30,481
Alachua	18	32	78,330	5,102	6%	83,464
Santa Rosa	25	40	27,564	4,592	14%	32,196
Martin	49	55	25,760	4,390	15%	30,205
St. Johns	46	30	41,982	4,226	9%	46,238
Okaloosa	46	46	28,096	4,096	13%	32,238
Clay	20	26	35,835	3,896	10%	39,757
Columbia	4	55	11,907	3,318	22%	15,280
Indian River	49	14	27,601	2,808	9%	30,423
Charlotte	8	34	26,663	2,629	9%	29,326
Hernando	5	20	19,933	2,543	11%	22,496
Suwannee	2	49	7,604	2,407	24%	10,060
Jackson	8	13	12,722	2,308	15%	15,043
Gadsden	5	43	12,420	2,282	15%	14,745
Citrus	44	9	19,705	2,063	9%	21,777
Hendry		19	7,245	1,958	21%	9,222
Sumter	22	19	18,592	1,823	9%	20,434
Highlands	11	10	16,472	1,804	10%	18,286
Putnam	5	12	12,921	1,761	12%	14,694
Monroe	56	12	14,189	1,690	11%	15,891
Nassau	35	18	15,617	1,538	9%	17,173
Walton		35	9,434	1,493	14%	10,962
Desoto	6	8	8,775	1,469	14%	10,252
Flagler	7	16	15,915	1,289	7%	17,220
Okeechobee	2	15	8,561	1,230	13%	9,806
Taylor	6	29	4,552	1,192	21%	5,773

COVID-19: All Florida residents with test results reported

Data through Aug 28, 2020 verified as of Aug 29, 2020 at 09:25 AM

Data in this report are provisional and subject to change.

The table below includes persons with laboratory results that the Department of Health has received electronically or by mail/fax for Florida residents.

County	Awaiting testing	Inconclusive	Negative	Positive	Percent positive	Total tested
Lafayette	4	12	1,345	1,189	47%	2,546
Baker	37	25	5,531	1,148	17%	6,704
Hardee	4	9	5,849	1,084	16%	6,942
Washington	11	21	5,621	991	15%	6,633
Levy		9	6,393	895	12%	7,297
Wakulla	3	36	7,956	878	10%	8,870
Madison	1	11	4,594	846	16%	5,451
Gulf	2	5	4,556	809	15%	5,370
Bradford	1	22	4,718	717	13%	5,457
Dixie	1	12	4,007	701	15%	4,720
Hamilton	1	2	4,547	690	13%	5,239
Holmes	3	8	4,027	608	13%	4,643
Union		16	8,067	572	7%	8,655
Calhoun	1	10	3,957	558	12%	4,525
Franklin	3	6	3,999	533	12%	4,538
Jefferson	1	15	2,850	487	15%	3,352
Gilchrist	1	8	3,675	457	11%	4,140
Glades		1	801	453	36%	1,255
Liberty			2,842	432	13%	3,274
Unknown	2	34	6,614	249	4%	6,897
Total	3,445	6,901	3,943,573	612,206	13%	4,562,680

COVID-19: testing by laboratory

Data through Aug 28, 2020 verified as of Aug 29, 2020 at 09:25 AM

Data in this report are provisional and subject to change.

The numbers in the table below represent the number of Florida and non-Florida residents for whom test results were received by the Department of Health. A person can be tested by more than one laboratory and can have both positive and negative results. **Therefore, the sum of the numbers in each column will be larger than the total number of people tested.**

Reporting lab	Inconclusive	Negative	Positive	Percent positive	Total
LABORATORY CORPORATION OF AMERICA	1,356	797,504	110,329	12%	909,189
QUEST DIAGNOSTICS - TAMPA	6,304	722,374	105,183	13%	833,861
BIO REFERENCE LABORATORIES, INC	6,778	519,140	102,239	16%	628,157
GENETWORX	662	390,623	32,868	8%	424,153
CURATIVE_LABS	4,652	288,417	29,998	9%	323,067
REALTOX LABS LLC	3,009	238,032	41,859	15%	282,900
NORTHWEST LABORATORY	232	117,632	6,205	5%	124,069
ADVENT HEALTH LAB	112	101,309	14,120	12%	115,541
ELABNETWORK	849	97,772	8,565	8%	107,186
MEDICAL DIAGNOSTIC LABORATORIES	843	87,813	12,557	12%	101,213
KORVALABS, INC	1,181	86,903	4,399	5%	92,483
MAKO GENOMICS	4,522	69,839	12,892	15%	87,253
MAYO CLINIC LABORATORIES	181	67,261	7,093	10%	74,535
BIOCOLLECTIONS WORLDWIDE, INC	404	63,292	10,030	14%	73,726
MEMORIAL REGIONAL HOSPITAL SOUTH	20	53,026	13,214	20%	66,260
QUEST DIAGNOSTICS NICHOLS INSTITUTE, INC.	276	57,191	7,674	12%	65,141
BAYCARE LABORATORIES LLC	349	58,023	5,788	9%	64,160
BPHL-JACKSONVILLE	15	52,125	9,531	15%	61,671
SACRED HEART HOSPITAL LABORATORY	2	50,280	6,457	11%	56,739
ORLANDO REG MED CENTER CLINICAL LAB	493	46,727	5,821	11%	53,041
DIATHERIX LABORATORIES		40,618	5,946	13%	46,564
TAMPA GENERAL HOSPITAL	4	42,571	3,352	7%	45,927
UF PATHLABS	33	42,999	1,972	4%	45,004
BPHL-MIAMI	216	35,913	8,008	18%	44,137
TESTING MATTERS INC		38,277	5,120	12%	43,397
RCA LABORATORY SERVICES, LLC		37,496	1,645	4%	39,141
ARUP LABORATORIES		36,490	2,500	6%	38,990
Florida_Hospital	49	33,544	4,451	12%	38,044
VIRACOR-EUROFINS LABORATORIES		28,419	8,797	24%	37,216
JACKSON MEMORIAL HOSPITAL CLINICAL LAB	79	28,995	6,984	19%	36,058
BPHL-TAMPA (SPECTRUM BLVD)	45	28,965	4,973	15%	33,983
SUNPATH MEDICAL DIAGNOSTICS LABORATORY	196	26,117	4,534	15%	30,847
SHANDS AT THE UNIVERSITY OF FLORIDA	193	28,214	1,633	5%	30,040
AIT LABORATORIES		26,112	3,065	11%	29,177
LAKELAND REGIONAL MEDICAL CENTER	82	24,099	2,940	11%	27,121
ST VINCENT'S MEDICAL CENTER - RIVERSIDE	1	23,527	2,757	10%	26,285
CAPE CORAL HOSPITAL CLINICAL LABORATORY	1	17,353	3,101	15%	20,455
WALGREENS	11	17,414	2,952	14%	20,377
IMPACT HEALTH BIOMETRIC TESTING, INC	201	16,050	2,263	12%	18,514
AKESOGEN		15,403	2,394	13%	17,797
BROWARD GENERAL MEDICAL CENTER-CLINICAL LAB	2	15,603	2,086	12%	17,691
NIZNIK LAB CORP	348	11,255	5,046	30%	16,649
BAPTIST MEDICAL CENTER JACKSONVILLE	1	15,259	1,015	6%	16,275
SHANDS JACKSONVILLE MEDICAL CENTER INC	31	14,439	1,369	9%	15,839
BAPTIST HOSPITAL OF MIAMI CLINICAL LABORATORY	28	12,749	2,781	18%	15,558
TALLAHASSEE MEMORIAL HOSPITAL	76	13,473	1,011	7%	14,560
ADVENTHEALTH DAYTONA BEACH	27	13,238	1,039	7%	14,304

COVID-19: testing by laboratory

Data through Aug 28, 2020 verified as of Aug 29, 2020 at 09:25 AM

Data in this report are provisional and subject to change.

The numbers in the table below represent the number of Florida and non-Florida residents for whom test results were received by the Department of Health. A person can be tested by more than one laboratory and can have both positive and negative results. **Therefore, the sum of the numbers in each column will be larger than the total number of people tested.**

Reporting lab	Inconclusive	Negative	Positive	Percent positive	Total
STATLAB_MOBILE	1	12,772	1,150	8%	13,923
FLORIDA HOSPITAL - TAMPA	5	12,367	1,250	9%	13,622
SARASOTA MEMORIAL HOSPITAL MAIN LAB	12	12,316	1,055	8%	13,383
APPLIED INGENUITY DIAGNOSTICS LLC		11,805	789	6%	12,594
NAPLES COMMUNITY HOSPITAL	25	11,127	1,316	11%	12,468
PALMETTO GENERAL HOSPITAL LAB	3	9,521	2,888	23%	12,412
CLEVELAND CLINIC HOSPITAL LAB	4	11,132	1,183	10%	12,319
ST JOSEPHS HOSPITAL LABORATORY	11	10,532	1,596	13%	12,139
MILLENNIUM PHYSICIAN GROUP		9,783	1,907	16%	11,690
MOUNT SINAI MEDICAL CENTER	6	10,368	1,246	11%	11,620
UNIVERSITY OF MIAMI HOSPITAL	9	9,459	1,700	15%	11,168
NICKLAUS CHILDREN'S HOSPITAL	36	8,859	2,139	19%	11,034
NORTH FLORIDA REGIONAL MEDICAL CENTER		9,694	1,116	10%	10,810
AMERICAN HEALTH ASSOCIATES	8	9,221	1,512	14%	10,741
ECCO LAB GROUP CO	279	7,287	2,421	24%	9,987
JFK MEDICAL CENTER LAB	1	8,408	1,571	16%	9,980
INTEGRATED REGIONAL LABORATORIES LLP		8,200	1,569	16%	9,769
SAINT MARY'S MEDICAL CENTER	13	8,261	1,311	14%	9,585
BRANDON REGIONAL HOSPITAL		8,047	1,467	15%	9,514
JUPITER MEDICAL CENTER LAB	41	8,222	1,069	11%	9,332
SOUTH MIAMI HOSPITAL LAB	12	8,086	1,197	13%	9,295
QUEST NEW ENGLAND	35	8,006	999	11%	9,040
MORTON PLANT HOSPITAL-ADLER INSTITUTE	8	8,254	663	7%	8,925
ACCESS DX LABORATORY	89	7,359	1,213	14%	8,661
LABCORP BURLINGTON (LPP)	3	8,065	403	5%	8,471
WELLINGTON REGIONAL MED CTR LAB	3	7,229	1,155	14%	8,387
FLORIDA HOSPITAL WATERMAN LABORATORY	17	7,606	654	8%	8,277
PANCARE OF FLORIDA INC		7,305	565	7%	7,870
INDIAN RIVER MEDICAL CENTER LAB		7,349	505	6%	7,854
LARKIN COMMUNITY HOSPITAL INC DBA CARDIOTROPIC		4,360	3,331	43%	7,691
MEMORIAL REGIONAL HOSPITAL CLINICAL LABORATORY	8	6,973	544	7%	7,525
BIOCERNA LABS	273	5,916	1,125	15%	7,314
QUEST DIAGNOSTICS INFECTIOUS DISEASE INC	49	5,663	1,532	21%	7,244
LARKIN COMMUNITY HOSPITAL	10	5,974	1,120	16%	7,104
REAL DIAGNOSTICS	77	6,554	469	7%	7,100
HOMESTEAD HOSPITAL CLINICAL LABORATORY	13	5,384	1,584	23%	6,981
LEESBURG REGIONAL MEDICAL CENTER		6,226	751	11%	6,977
ARNOLD PALMER MEDICAL CENTER CLINICAL LAB		6,648	241	3%	6,889
ABL MEDICAL CARE LLC		6,182	606	9%	6,788
DELRAY MEDICAL CENTER	2	5,993	742	11%	6,737
DRS CLACK SPENCER WHITE & MCCORMACK PA D/B/A		5,980	723	11%	6,703
BAPTIST HOSPITAL OF MIAMI MOLECULAR DIAGNOSTICS	58	5,788	846	13%	6,692
AEGIS SCIENCES CORPORATION	27	5,967	554	8%	6,548
OSCEOLA REGIONAL MEDICAL CENTER	1	5,444	1,040	16%	6,485

COVID-19: testing by laboratory

Data through Aug 28, 2020 verified as of Aug 29, 2020 at 09:25 AM

Data in this report are provisional and subject to change.

The numbers in the table below represent the number of Florida and non-Florida residents for whom test results were received by the Department of Health. A person can be tested by more than one laboratory and can have both positive and negative results. **Therefore, the sum of the numbers in each column will be larger than the total number of people tested.**

Reporting lab	Inconclusive	Negative	Positive	Percent positive	Total
MEMORIAL HOSPITAL JACKSONVILLE	8	5,118	1,329	21%	6,455
Lee Memorial Hospital		5,042	1,397	22%	6,439
WEST KENDALL BAPTIST HOSPITAL LABORATORY	4	5,021	1,367	21%	6,392
ST ANTHONY'S HOSPITAL LAB	11	5,525	733	12%	6,269
WINTER HAVEN HOSPITAL CLINICAL LABORATORY	1	5,151	973	16%	6,125
LAWNWOOD REGIONAL MEDICAL CENTER	1	5,021	943	16%	5,965
QUEST DIAGNOSTICS - WEST HILLS	21	5,617	212	4%	5,850
GOOD SAMARITAN MEDICAL CENTER LAB	1	4,803	916	16%	5,720
BAPTIST MEDICAL CENTER SOUTH		5,247	395	7%	5,642
BOSTON HEART DIAGNOSTICS CORP		4,824	779	14%	5,603
ST JOSEPHS HOSPITAL	7	4,859	717	13%	5,583
ORANGE PARK MEDICAL CENTER	9	4,318	1,141	21%	5,468
MEASE COUNTRYSIDE LAB	1	4,927	532	10%	5,460
GULF COAST MEDICAL CENTER MICROLAB		3,989	1,320	25%	5,309
HALIFAX MEDICAL CENTER LAB	21	4,319	704	14%	5,044
MARTIN HOSPITAL SOUTH LAB		4,763	279	6%	5,042
BETHESDA HOSPITAL EAST		4,424	585	12%	5,009
BAPTIST HOSPITAL LABORATORY	4	4,200	801	16%	5,005
WEST FLORIDA HOSPITAL LAB		3,851	1,054	21%	4,905
FLORIDA HOSPITAL HEARTLAND MED CTR CLINICAL LAB	1	4,380	504	10%	4,885
QUEST DIAGNOSTICS NICHOLS INSTITUTE - SJC (ELR)	26	4,177	675	14%	4,878
WEST BOCA MEDICAL CENTER LAB		4,275	484	10%	4,759
MANATEE MEMORIAL HOSPITAL		4,263	484	10%	4,747
WESTSIDE REGIONAL MED CTR	2	3,814	928	20%	4,744
RUTGERS CLINICAL GENOMICS LABORATORY	10	4,479	190	4%	4,679
CORAL GABLES HOSPITAL CLINICAL LABORATORY		3,581	1,068	23%	4,649
ADVENTHEALTH WESLEY CHAPEL	1	4,233	384	8%	4,618
LARGO MEDICAL CENTER		3,909	573	13%	4,482
NCH NORTH NAPLES HOSPITAL LAB	5	3,823	616	14%	4,444
PALM BEACH GARDENS MEDICAL CTR LAB		4,018	421	9%	4,439
OAK HILL HOSPITAL		3,913	515	12%	4,428
NORTHWEST MEDICAL CENTER	1	3,425	992	22%	4,418
MERCY HOSPITAL A CAMPUS OF PLANTATION GEN HOSP LAB	1	3,259	1,130	26%	4,390
PATIENTS FIRST LAKE ELLA MEDICAL CENTER PA		3,367	1,001	23%	4,368
DOCTORS HOSPITAL	2	3,458	876	20%	4,336
HEALTH PARK MEDICAL CENTER CLINICAL LAB		3,495	840	19%	4,335
THE VILLAGES REGIONAL HOSPITAL		4,010	324	7%	4,334
AVENTURA HOSPITAL LAB		3,210	1,105	26%	4,315
MEMORIAL HOSPITAL WEST LABORATORY SERVICES	13	3,713	425	10%	4,151
Capital Regional Medical Ctr		3,301	818	20%	4,119
QUEST DIAGNOSTICS	3	3,697	367	9%	4,067
BROWARD HEALTH NORTH CLINICAL LABORATORY		3,459	575	14%	4,034
PALMS WEST HOSPITAL LAB	2	3,179	852	21%	4,033
CORAL SPRINGS MED CTR		3,589	441	11%	4,030
NORTH SHORE MEDICAL CENTER		3,131	881	22%	4,012

COVID-19: testing by laboratory

Data through Aug 28, 2020 verified as of Aug 29, 2020 at 09:25 AM

Data in this report are provisional and subject to change.

The numbers in the table below represent the number of Florida and non-Florida residents for whom test results were received by the Department of Health. A person can be tested by more than one laboratory and can have both positive and negative results. **Therefore, the sum of the numbers in each column will be larger than the total number of people tested.**

Reporting lab	Inconclusive	Negative	Positive	Percent positive	Total
FLORIDA HOSPITAL ZEPHYRHILLS		3,681	298	7%	3,979
FLORIDA HOSPITAL FLAGLER	2	3,703	259	7%	3,964
BLAKE MEDICAL CENTER		3,263	696	18%	3,959
FLORIDA MEDICAL CENTER - A CAMPUS OF NORTH SHORE	2	3,303	601	15%	3,906
EXACT SCIENCES LABORATORIES		3,551	339	9%	3,890
MOFFITT CANCER CENTER	5	3,649	69	2%	3,723
FLORIDA HOSPITAL DELAND	8	3,088	615	17%	3,711
INFORM DIAGNOSTICS, INC		3,400	199	6%	3,599
PLANTATION GENERAL HOSPITAL		2,714	884	25%	3,598
REGIONAL MEDICAL CENTER BAYONET POINT	2	3,300	291	8%	3,593
FLORIDA HOSPITAL OF CARROLLWOOD		3,061	497	14%	3,558
CLEVELAND CLINIC MARTIN SOUTH HOSPITAL		3,209	326	9%	3,535
BAYFRONT MEDICAL CENTER	12	2,620	882	25%	3,514
CARDIOTROPIC LABS	81	2,716	710	20%	3,507
NEMOURS CHILDRENS HOSPITAL		3,380	90	3%	3,470
MEDICAL CENTER OF TRINITY CLINICAL LABORATORY		2,911	481	14%	3,392
NORTHSIDE HOSPITAL AND HEART INSTITUTE		2,926	455	13%	3,381
NEW YORK STATE ELR - SUNRISE MEDICAL LABORATORIES		3,288	77	2%	3,365
LAKE CITY MEDICAL CENTER		2,461	788	24%	3,249
OCALA REGIONAL MEDICAL CENTER		2,771	415	13%	3,186
DR. P. PHILLIPS HOSPITAL		3,009	132	4%	3,141
BAPTIST MEDICAL CENTER - BEACHES		2,936	204	6%	3,140
INGENIOUS PERSONALIZED MEDICINE	17	2,207	891	29%	3,115
CENTRAL FLORIDA REGIONAL HOSPITAL		2,608	397	13%	3,005
MORTON PLANT-MEASE	1	2,789	211	7%	3,001
GULF COAST MEDICAL CENTER LAB		2,318	663	22%	2,981
LEON MEDICAL CENTERS LLC		2,375	600	20%	2,975
ST JOSEPHS NORTH HOSPITAL LAB		2,619	336	11%	2,955
FULGENT DIAGNOSTICS	77	2,687	180	6%	2,944
IMPERIAL POINT MEDICAL CENTER		2,633	278	10%	2,911
LAKEWOOD RANCH MEDICAL CENTER		2,609	263	9%	2,872
NIGHT LITE PEDIATRICS	1	2,121	701	25%	2,823
SOUTH LAKE HOSPITAL		2,582	127	5%	2,709
ST LUCIE MEDICAL CENTER		2,161	542	20%	2,703
ALL CHILDREN'S HOSPITAL LAB		2,485	186	7%	2,671
UHEALTH CORAL GABLES/LENNAR MED CTR		2,509	128	5%	2,637
SOUTH FLORIDA BAPTIST HOSPITAL MICRO	1	2,228	403	15%	2,632
PHYSICIANS REGIONAL MEDICAL CENTER - PINE RIDGE RD		2,121	483	19%	2,604
POINCIANA MEDICAL CENTER		1,894	707	27%	2,601
WEST MARION COMMUNITY HOSPITAL LAB		2,181	327	13%	2,508
BAPTIST MEDICAL CENTER - NASSAU		2,356	128	5%	2,484
WESTCHESTER HOSPITAL	18	1,963	430	18%	2,411
UNIVERSITY HOSPITAL AND MEDICAL CENTER		1,764	612	26%	2,376
SOUTH SEMINOLE HOSPITAL LABORATORY		2,262	99	4%	2,361
MEDCOMP SCIENCES LLC	28	1,296	1,027	44%	2,351
FLORIDA HOSPITAL NORTH PINELLAS	5	2,165	165	7%	2,335
VISTA CLINICAL		1,165	1,154	50%	2,319

COVID-19: testing by laboratory

Data through Aug 28, 2020 verified as of Aug 29, 2020 at 09:25 AM

Data in this report are provisional and subject to change.

The numbers in the table below represent the number of Florida and non-Florida residents for whom test results were received by the Department of Health. A person can be tested by more than one laboratory and can have both positive and negative results. **Therefore, the sum of the numbers in each column will be larger than the total number of people tested.**

Reporting lab	Inconclusive	Negative	Positive	Percent positive	Total
ACCESS MEDICAL LABORATORIES		1,296	1,020	44%	2,316
WEST PALM HOSPITAL LAB		1,944	329	14%	2,273
FLORIDA HOSPITAL FISH MEMORIAL	1	1,922	340	15%	2,263
QUEST DIAGNOSTICS - ATLANTA	4	1,996	252	11%	2,252
WALGREEN CO	2	1,989	259	12%	2,250
MEMORIAL HOSPITAL MICRO		1,873	218	10%	2,091
ST PETERSBURG GENERAL HOSPITAL		1,536	490	24%	2,026
HIALEAH HOSPITAL	4	1,544	470	23%	2,018
ANNE BATES LEACH EYE HOSPITAL/ ABLEH MICROBIOLOGY LABORATORY		1,934	46	2%	1,980
MEMORIAL HOSPITAL- MIRAMAR	10	1,787	156	8%	1,953
HEALTHQUEST ESOTERICS		1,174	754	39%	1,928
QUEST DIAGNOSTICS LENEXA	16	1,748	159	8%	1,923
FORT WALTON BEACH MEDICAL CENTER		1,622	293	15%	1,915
MEASE DUNEDIN HOSPITAL	4	1,723	186	10%	1,913
BAPTIST NORTH EMERGENCY CENTER		1,412	500	26%	1,912
ADVENTHEALTH OCALA LABORATORY		1,612	297	16%	1,909
CITRUS MEMORIAL HOSPITAL LABORATORY		1,757	133	7%	1,890
NONA SCIENTIFIC	3	1,456	360	20%	1,819
OVIEDO MEDICAL CENTER		1,503	278	16%	1,781
CLEVELAND CLINIC TRADITION HOSPITAL		1,572	189	11%	1,761
LEE HEALTH COCONUT POINT CLINICAL LAB	1	1,379	340	20%	1,720
DOCTORS HOSPITAL OF SARASOTA CLINICAL LABORATORY		1,521	179	11%	1,700
MEMORIAL HOSPITAL PEMBROKE	3	1,460	206	12%	1,669
RAULERSON HOSPITAL		1,372	285	17%	1,657
WALGREENS OAKLAND PARK	3	1,421	182	11%	1,606
PALMS OF PASADENA HOSPITAL		1,355	223	14%	1,578
CLEVELAND CLINIC MARTIN NORTH HOSPITAL		1,360	203	13%	1,563
OPTEO LABORATORY		1,505	29	2%	1,534
P4 CLINICAL, LLC	24	1,291	186	12%	1,501
PUTNAM COMMUNITY MEDICAL CENTER		1,278	201	14%	1,479
SOUTH BAY HOSPITAL MICRO		1,219	243	17%	1,462
AVECINA MEDICAL OAKLEAF		992	451	31%	1,443
PHYSICIANS REGIONAL MEDICAL CENTER - COLLIER BLVD	1	1,099	329	23%	1,429
BETHESDA HOSPITAL WEST		1,256	151	11%	1,407
LOWER KEYS MEDICAL CENTER		1,265	132	9%	1,397
PWN HEALTH	7	908	437	32%	1,352
TWIN CITIES HOSPITAL		1,222	130	10%	1,352
QUEST DIAGNOSTICS - MIRAMAR	6	357	975	73%	1,338
BARTOW REGIONAL MEDICAL CENTER	1	1,141	195	15%	1,337
ST VINCENT'S MEDICAL CENTER - SOUTHSIDE		1,307	27	2%	1,334
SYNERGY LABORATORIES	7	1,174	114	9%	1,295
BMCT Molecular Diagnostics Subsection		998	233	19%	1,231
CLINICORE		1,112	91	8%	1,203
HOLIDAY CVS LLC		1,185	6	1%	1,191
SACRED HEART-EMERALD COAST		1,003	184	16%	1,187
LAKESIDE MEDICAL CENTER		830	355	30%	1,185
QUEST DIAGNOSTICS WOOD DALE	3	1,050	79	7%	1,132

COVID-19: testing by laboratory

Data through Aug 28, 2020 verified as of Aug 29, 2020 at 09:25 AM

Data in this report are provisional and subject to change.

The numbers in the table below represent the number of Florida and non-Florida residents for whom test results were received by the Department of Health. A person can be tested by more than one laboratory and can have both positive and negative results. **Therefore, the sum of the numbers in each column will be larger than the total number of people tested.**

Reporting lab	Inconclusive	Negative	Positive	Percent positive	Total
GULF BREEZE HOSPITAL LAB	1	983	144	13%	1,128
HIGHLANDS REGIONAL MEDICAL CENTER		939	189	17%	1,128
UNIVERSITY OF MIAMI HOSPITAL & CLINICS	2	992	58	6%	1,052
VIKOR SCIENTIFIC	2	607	435	42%	1,044
UHEALTH DEERFIELD BEACH/UMSYLVESTER DEERFIELD BEACH LABORATORY	3	974	42	4%	1,019
ORLANDO VA MEDICAL CENTER		858	145	14%	1,003
PATIENTS CHOICE LABORATORIES		527	472	47%	999
LMHS		901	76	8%	977
ENGLEWOOD COMMUNITY HOSPITAL		868	78	8%	946
AVECINA MEDICAL SOUTHSIDE		676	254	27%	930
BAPTIST EMERGENCY CENTER OAKLEAF		756	158	17%	914
GENE BY GENE, GENOMICS RESEARCH CENTER LAB	31	799	65	7%	895
MARINERS HOSPITAL		798	97	11%	895
AVENTUS BIOLABS	1	382	495	56%	878
BAPTIST HEALTH EMERGENCY CENTER COUNTRY WALK		689	154	18%	843
FLORIDA HOSPITAL ORLANDO		745	74	9%	819
ST VINCENTS CLAY COUNTY		775	26	3%	801
PATHNOSTICS		83	715	90%	798
BAPTIST EMERGENCY CENTER CLAY		683	101	13%	784
LABCORP	1	418	329	44%	748
CLARITY LAB SOLUTIONS		601	126	17%	727
CAPSTONE HEALTHCARE		469	255	35%	724
JACKSON HOSPITAL CLINICAL LABORATORY		635	85	12%	720
FLORIDA LABORATORY ANALYSIS		469	243	34%	712
MINUTECLINIC LLC #3703		624	70	10%	694
DESOTO MEMORIAL HOSPITAL CLINICAL LABORATORY	3	557	129	19%	689
Assurance Scientific Laboratories		532	148	22%	680
LABCORP RTP	3	89	582	86%	674
ADVANCE MEDICAL OF NAPLES			661	100%	661
FLOWERS HOSPITAL		579	47	8%	626
TAMPA COMMUNITY HOSPITAL		447	176	28%	623
LAB24 INC	1	28	590	95%	619
PHYSICIANS STAT LAB		138	476	78%	614
BARDMOOR LABORATORY	1	537	72	12%	610
NONE		281	326	54%	607
VAMC ORLANDO		303	303	50%	606
EGLIN AIRFORCE BASE LAB		478	118	20%	596
PATIENTS FIRST - MAHAN DRIVE		164	429	72%	593
NIGHT LITE PEDIATRICS URGENT CARE		534	58	10%	592
QUEST	4	146	438	74%	588
AVERO DIAGNOSTICS - IRVING		471	90	16%	561
NCH HEALTHCARE SYSTEM MICROBIOLOGY LAB		1	559	100%	560
NCH NORTHEAST	3	370	187	33%	560
LEE MEMORIAL HOSPITAL LAB			555	100%	555
PHAROS HEALTH		417	131	24%	548
SANTA ROSA MEDICAL CENTER		344	199	37%	543
UNITED CLINICAL LABORATORY LLC		4	533	99%	537

COVID-19: testing by laboratory

Data through Aug 28, 2020 verified as of Aug 29, 2020 at 09:25 AM

Data in this report are provisional and subject to change.

The numbers in the table below represent the number of Florida and non-Florida residents for whom test results were received by the Department of Health. A person can be tested by more than one laboratory and can have both positive and negative results. **Therefore, the sum of the numbers in each column will be larger than the total number of people tested.**

Reporting lab	Inconclusive	Negative	Positive	Percent positive	Total
QUEST DIAGNOSTICS - IRVING	10	341	178	34%	529
HOLY CROSS HOSPITAL LABORATORY			510	100%	510
HISTOPATHOLOGY SERVICES, LLC		437	65	13%	502
WALGREENS ORLANDO		454	45	9%	499
SOUTHEAST ALABAMA MEDICAL CENT		451	44	9%	495
MAVERICK LABS		347	137	28%	484
ASSOCIATED PATHOLOGISTS, LLC		401	82	17%	483
LUMINUS DIAGNOSTICS		307	149	33%	456
ATLANTIS URGENT CARE		308	137	31%	445
ARCPPOINT LABS - FORT MYERS		338	105	24%	443
PANCARE OF FLORIDA, INC			443	100%	443
DYNIX DIAGNOSTICS	1	249	188	43%	438
ORLANDO VETERANS AFFAIRS MEDICAL CENTER		112	296	73%	408
MARTIN MEMORIAL LABORATORY AT ST LUCIE WEST		351	50	12%	401
MEDARBOR DIAGNOSTICS		1	400	100%	401
HOLIDAY CVS LLC DBA CVSPHARMACY #5155		390	4	1%	394
LAB CORP	1	162	229	58%	392
UAB HIGHLANDS LABORATORY		384	3	1%	387
NEW YORK STATE ELR - NORTH SHORE LONG ISLAND JEWISH HEALTH		364	23	6%	387
NORTH FLORIDA PEDIATRICS-TALLAHASSEE		355	29	8%	384
QUEST DIAGNOSTICS NICHOLS INSTITUTE	5	353	17	5%	375
NEW YORK STATE ELR - NYU HOSPITALS CENTER CLINICAL LABORATORIES		350	12	3%	362
CLARITY LABS		312	49	14%	361
MEMORIAL PEMBROKE 24/7 CARE CENTER		266	93	26%	359
INFORM DIAGNOSTICS		349	3	1%	352
AVECINA MEDICAL JULINGTON		158	185	54%	343
ECCOLAB GROUP	1	79	262	77%	342
NEW YORK STATE ELR - LENCO MEDICAL LABORATORY		322	13	4%	335
JAY HOSPITAL CLINICAL LABORATORY		243	83	25%	326
DAVITA LABS		290	26	8%	316
ADVENT HEALTH CENTRA CARE: WATERFORD LAKES		248	65	21%	313
NEW YORK STATE ELR - DEPARTMENT OF CLINICAL LABS		301	5	2%	306
NCF DIAGNOSTICS & DNA TECHNOLOGIES	10	51	237	80%	298
CORE DIAGNOSTIC LABORATORIES LLC		219	75	26%	294
TENNESSEE DOH - NASHVILLE	2	253	32	11%	287
TALLAHASSEE PRIMARY CARE ASSOCIATES		274	9	3%	283
SUNRISE MEDICAL LABORATORIES		218	62	22%	280
BAPTIST MD ANDERSON CANCER CENTER		272	2	1%	274
VETERANS AFFAIRS MEDICAL CENTER LAB		9	265	97%	274
NITE LITE PEDIATRICS		171	103	38%	274
LABCORP TAMPA	1	31	242	88%	274
TEMPUS CLINICAL LABORATORY	1	243	25	9%	269
THERADOC		150	114	43%	264
BAYA URGENT CARE		3	257	99%	260
FLO-MEDILAB SERVICES		82	177	68%	259
FLAGLER HOSPITAL	5	18	236	91%	259
FULGENT DIAGNOSTICS LABORATORY	4	246	8	3%	258

COVID-19: testing by laboratory

Data through Aug 28, 2020 verified as of Aug 29, 2020 at 09:25 AM

Data in this report are provisional and subject to change.

The numbers in the table below represent the number of Florida and non-Florida residents for whom test results were received by the Department of Health. A person can be tested by more than one laboratory and can have both positive and negative results. **Therefore, the sum of the numbers in each column will be larger than the total number of people tested.**

Reporting lab	Inconclusive	Negative	Positive	Percent positive	Total
SANFORD REFERENCE LAB		246	10	4%	256
GENESIS REFERENCE LABORATORIES		1	254	100%	255
EXPRESS GENE MOLECULAR DIAGNOSTIC LABORATORY		2	246	99%	248
UNKNOWN		16	232	94%	248
STEWARD REFERENCE LABORATORY		101	145	59%	246
CENTRA CARE - WATERFORD LAKES		180	65	27%	245
HOLMES REGIONAL MEDICAL CENTER		3	237	99%	240
LABTECH DIAGNOSTIC		111	127	53%	238
AMELIA URGENT CARE		94	141	60%	235
SMA SPECIALITY MEDICAL LAB		62	172	74%	234
ASCEND CLINICAL		224	4	2%	228
EUROFINS NTD, LLC		198	28	12%	226
HENDRY REGIONAL MEDICAL CENTER		9	216	96%	225
JAMES A. HALEY VETERANS MICRO LAB			221	100%	221
ST CLOUD REGIONAL MEDICAL CENTER		126	94	43%	220
BIOCERNA LLC	8	156	53	24%	217
MEDSCAN LABORATORY INC		136	80	37%	216
CENTRA CARE		35	177	83%	212
FLORIDA WOMAN CARE LABORATORY LLC		189	23	11%	212
MINI ER ADULT AND PEDIATRIC URGENT CARE		200	10	5%	210
GESSLER CLINIC		1	206	100%	207
MOLECULAR INFECTIOUS DISEASES		199	5	2%	204
MARTIN MEMORIAL MEDICAL CENTER LAB		100	103	51%	203
ADVENTHEALTH LAB			203	100%	203
VAMC WEST PALM LAB		5	196	98%	201
TOM LEE COMMUNITY HEALTH CENTER		6	194	97%	200
PREMIER MEDICAL LABORATORY SERVICES		1	195	99%	196
ARCPOINT LABS OF WEST PALM BEACH			195	100%	195
BAY PINES VAMC CLINICAL LABORATORY		4	188	98%	192
ADVENT HEALTH -TAMPA		74	114	61%	188
NCH HEALTHCARE BONITA		125	62	33%	187
QUALITOX LABORATORIES		96	91	49%	187
PATHGROUP LABS LLC		90	96	52%	186
GENESIS MEDICAL LABORATORY MIAMI FL.		78	108	58%	186
ARCPOINT LABS OF TAMPA		106	80	43%	186
THE CENTER FOR URGENT CARE		137	48	26%	185
HOLIDAY CVS LLC DBA CVS PHARMACY #5154		171	5	3%	176
C.W. BILL YOUNG VA MEDICAL CENTER		5	171	97%	176
BIOREFERENCE LABORATORIES		70	105	60%	175
NEW YORK STATE ELR - NEW YORK PRESBYTERIAN HOSPITAL CUMC CLINICAL		162	13	7%	175
FLORIDA HOSPITAL WAUCHULA		97	74	43%	171
MIDWAY SPECIALTY CARE CENTER	1	83	86	51%	170
SCIONLAB SERVICES LLC		157	12	7%	169
BOCA BIOLISTICS REFERENCE LABORATORY		138	31	18%	169
BAYCARE HEALTH SYSTEM		2	167	99%	169
MICROGEN DX		34	134	80%	168
UAB UNIVERSITY OF ALABAMA HOSPITAL LAB		159	7	4%	166

COVID-19: testing by laboratory

Data through Aug 28, 2020 verified as of Aug 29, 2020 at 09:25 AM

Data in this report are provisional and subject to change.

The numbers in the table below represent the number of Florida and non-Florida residents for whom test results were received by the Department of Health. A person can be tested by more than one laboratory and can have both positive and negative results. **Therefore, the sum of the numbers in each column will be larger than the total number of people tested.**

Reporting lab	Inconclusive	Negative	Positive	Percent positive	Total
ASAP LAB LLC		95	71	43%	166
NEW YORK STATE ELR - MOUNT SINAI LABORATORY		154	8	5%	162
BUREAU OF CLINICAL LABORATORIES		132	28	18%	160
NEW YORK STATE ELR - NEW YORK HOSPITAL LABORATORIES	1	152	6	4%	159
WUESTHOFF REF LABORATORY			158	100%	158
EMERGENCY PHYSICIANS MEDICAL CENTER			157	100%	157
SACRED HEART HOSPITAL ON THE GULF		94	58	38%	152
US BIOTEK LABORATORIES	1	65	85	56%	151
LABSTAT		2	146	99%	148
SEBASTIAN RIVER MEDICAL CENTER		108	39	27%	147
NEO GENOMICS - FORT MYERS	1	141	4	3%	146
GULF COAST MOLECULAR LABORATORIES	8	95	42	29%	145
ACUTIS DIAGNOSTICS	1	107	32	23%	140
FLORIDA HOSPITAL HEARTLAND MED CTR LAKE PLACID		94	45	32%	139
ST JUDE CHILDREN'S RESEARCH HOSPITAL		127	11	8%	138
MACDILL AFB HOSPITAL		117	19	14%	136
NXGEN MDX LLC	2	105	29	21%	136
ADVENT HEALTH CENTRA CARE		42	92	69%	134
IRL MARKET LAB ALACHUA		103	31	23%	134
VAMC GAINESVILLE		2	131	98%	133
FAST TRACK URGENT CARE CENTER		1	130	99%	131
INTEGRATED REGIONAL LABORATORIES		119	12	9%	131
MEMPHIS PATHOLOGY LABORATORY	1	124	5	4%	130
AMERICAN PATHOLOGY PARTNERS		128	1	1%	129
BMHSI-AEL MICROBIOLOGY LABORATORY	2	102	24	19%	128
LEHIGH REGIONAL MEDICAL CENTER LAB		107	19	15%	126
CURATIVE LABS		3	122	98%	125
FAST TRACK URGENT CARE CENTER - CARROLLWOOD			125	100%	125
VAMC BAY PINES		1	120	99%	121
HEALTH FIRST-HOLMES REGIONAL			118	100%	118
COASTAL MED URGENT CARE			118	100%	118
NEW YORK STATE ELR - ENZO CLINICAL LABS INC		117	1	1%	118
ROSEN MEDICAL CENTER		103	13	11%	116
PALM BEACH COUNTY HEALTH DEPT LAB		113	2	2%	115
SPARROW HEALTHCARE	2	1	111	97%	114
ALLIED HEALTH FORT PIERCE		112			112
MID-FLORIDA PATHOLOGY		75	36	32%	111
PRIVA PATH LABS			110	100%	110
LEON MEDICAL CENTER		7	103	94%	110
MEDICAL DIAGNOSTICS LABORATORIES,INC		18	91	83%	109
UR MEDICINE LABS- CENTRAL LABORATORY		106	2	2%	108
MILLENNIUM LAB SERVICES			107	100%	107
NEW PLANT CITY FAMILY CARE	1	24	81	76%	106
FLORIDA CLINICAL LABORATORY-BIOREFERENCE LABORATORIES		43	62	59%	105
VAMC LAKE CITY		51	54	51%	105
UNIVERSITY OF ALABAMA		102	2	2%	104
BAYFRONT HEALTH BROOKSVILLE			102	100%	102

COVID-19: testing by laboratory

Data through Aug 28, 2020 verified as of Aug 29, 2020 at 09:25 AM

Data in this report are provisional and subject to change.

The numbers in the table below represent the number of Florida and non-Florida residents for whom test results were received by the Department of Health. A person can be tested by more than one laboratory and can have both positive and negative results. **Therefore, the sum of the numbers in each column will be larger than the total number of people tested.**

Reporting lab	Inconclusive	Negative	Positive	Percent positive	Total
URGENT CARE CURE		60	42	41%	102
BAPTIST HEALTH SOUTH FLORIDA		4	96	96%	100
SHORELINE PHYSICIAN GROUP			96	100%	96
USAFSAM/PHE		23	72	76%	95
AMELIA EXPRESS CARE		16	78	83%	94
DIAGNOSTIC SOLUTIONS		3	91	97%	94
NAVAL HOSPITAL - JACKSONVILLE		1	92	99%	93
FLORIDA COMMUNITY HEALTH CENTERS INC			93	100%	93
SOLARIS DIAGNOSTICS		4	88	96%	92
STAGEZERO LIFE SCIENCES INC		81	11	12%	92
CENTRACARE		2	89	98%	91
FULGENT GENETICS	2	64	24	27%	90
GENETWORKX		15	74	83%	89
FLORIDA MEDICAL CLINIC		54	34	39%	88
ADVENTHEALTH CENTRA CARE OVIEDO		29	58	67%	87
PACIFIC ANALYTICS			86	100%	86
FISHERMENS HOSPITAL CLINICAL LAB		80	5	6%	85
GARCIA CLINICAL LABORATORY		1	81	99%	82
ANGEL KIDS PEDIATRICS		64	17	21%	81
HEALTHLINK DIAGNOSTIC LABORATORIES		1	79	99%	80
CENTRAL FLORIDA HEALTH CARE		46	34	43%	80
AURORA DIAGNOSTICS BERNHARDT LABORATORIES PATHOLOGY SERVICE		72	8	10%	80
AVELLINO LAB USA, INC		78	2	3%	80
ADVENT HEALTH CENTRA CARE LONGWOOD		9	69	88%	78
MINUTECLINIC, LLC DBA MINUTECLINIC #4717		74	3	4%	77
AVERO DIAGNOSTICS		53	24	31%	77
USA HEALTH UNIVERSITY HOSPITAL CLINICAL LABORATORY		73	1	1%	74
DYNAMIC MEDICAL USA			73	100%	73
MAYO CLINIC LABS - ROCHESTER MAIN CAMPUS		71	1	1%	72
AMERICAN RESEARCH LABS		4	68	94%	72
HOLY CROSS HOSPITAL		1	70	99%	71
COASTAL LABORATORIES		40	30	43%	70
NORTH OKALOOSA MEDICAL CENTER		36	33	48%	69
Highlands Regional Hospital		63	6	9%	69
QPS, LLC		67	1	1%	68
SELECT LABORATORIES MARION COUNTY, LLC.			68	100%	68
MORTON PLANT HOSPITAL			68	100%	68
AMMON LABS		58	10	15%	68
AEL- MEMPHIS		17	50	75%	67
HOSPITAL FOR SPECIAL SURGERY		65	1	2%	66
LABORATORY CORP OF AMERICA	2	26	37	57%	65
Quest Diag Unspecifd		34	31	48%	65
UNKNOWN - BAD FACILITY CODE		16	48	75%	64
DAVITA LABORATORY SERVICES		49	14	22%	63
SARAPATH DIAGNOSTICS			62	100%	62
DEPARTMENT OF VETERANS AFFAIRS JAMES A. HALEY VETERANS HOSPITAL			62	100%	62
NORTH FLORIDA/SOUTH GEORGA VETERANS HEALTH SYSTEM			62	100%	62

COVID-19: testing by laboratory

Data through Aug 28, 2020 verified as of Aug 29, 2020 at 09:25 AM

Data in this report are provisional and subject to change.

The numbers in the table below represent the number of Florida and non-Florida residents for whom test results were received by the Department of Health. A person can be tested by more than one laboratory and can have both positive and negative results. **Therefore, the sum of the numbers in each column will be larger than the total number of people tested.**

Reporting lab	Inconclusive	Negative	Positive	Percent positive	Total
FHMG-FLORIDA HOSPITAL MEDICAL GROUP		55	7	11%	62
DOCTOR'S MEMORIAL HOSPITAL		6	55	90%	61
CLINICAL REFERENCE LABORATORY		56	4	7%	60
LABORATORY SPECIALISTS OF MICHIGAN		1	59	98%	60
EXACT SCIENCES LABORATORIES, LLC		15	45	75%	60
GENE BY GENE			60	100%	60
REFUAH HEALTH CENTER LABORATORY		59			59
FINLAY CLINICAL LABORATORY		24	35	59%	59
ADVENTHEALTH CENTRA CARE		9	50	85%	59
MORTON PLANT HOSPITAL/LAB		1	58	98%	59
ORLANDO HEALTH EMERGENCY DEPARTMENT		53	5	9%	58
ADVENTHEALTH CENTRA CARE CARROLLWOOD			57	100%	57
NAVY HOSPITAL			57	100%	57
PROVIDENCE HOSPITAL LABORATORY		55	2	4%	57
ALLSOUTH URGENT CARE			57	100%	57
LABCORP BIRMINGHAM	1	5	50	89%	56
BLOCK, NATION, CHASE, AND SMOLEN FAMILY MEDICINE		36	20	36%	56
ACCU REFERENCE MEDICAL LAB			55	100%	55
VA MEDICAL CENTER		7	48	87%	55
NEW YORK STATE ELR - WADSWORTH HEALTH CENTER		52	3	5%	55
BROWARD HEALTH MEDICAL CENTER		1	53	98%	54
HURLBURT FIELD CLINIC		23	29	56%	52
JEFFERY WEINZWEIG		1	50	98%	51
BAYCARE LAB		1	50	98%	51
SARASOTA CO. HEALTH DEPT # 58		40	11	22%	51
OPTUM LABS LLC		5	46	90%	51
NEW YORK STATE ELR - EMPIRECITY LABORATORIES		42	8	16%	50
ARTHREX MEDICAL CENTER		28	22	44%	50
LIFEBRITE	1	5	44	88%	50
INTEGRITY LABORATORIES			50	100%	50
325TH MEDICAL GROUP			49	100%	49
FAWCETT MEMORIAL HOSPITAL-LAB		1	48	98%	49
MILLENIUM PHYSICIANS GROUP			49	100%	49
BAY MEDICAL CENTER SACRED HEART HEALTH SYSTEM		17	32	65%	49
P4 DIAGNOSTIX LABORATORY NETWORK		1	48	98%	49
NORTH FLORIDA PEDIATRICS-LAKE CITY			48	100%	48
MOBILE INFIRMARY MED CENTER PATH LAB		40	7	15%	47
VHA PUBLIC HEALTH REFERENCE LABORATORY- PALO ALTO		27	20	43%	47
BALDWIN PEDIATRICS		37	9	20%	46
H LEE MOFFITT CANCER CENTER MICRO		46			46
EAST MANATEE FAMILY	1		44	98%	45
ADVENTHEALTH CENTRA CARE WESLEY CHAPEL			45	100%	45
BAYFRONT HEALTH ER PINELLAS PARK		19	26	58%	45
LAB CORP TAMPA			45	100%	45
SMA SPECIALTY MEDICAL LAB		1	43	98%	44
QUEST INFECTIOUS DISEASE	1	39	4	9%	44
TRADITION MEDICAL CENTER LABORATORY		21	23	52%	44

COVID-19: testing by laboratory

Data through Aug 28, 2020 verified as of Aug 29, 2020 at 09:25 AM

Data in this report are provisional and subject to change.

The numbers in the table below represent the number of Florida and non-Florida residents for whom test results were received by the Department of Health. A person can be tested by more than one laboratory and can have both positive and negative results. **Therefore, the sum of the numbers in each column will be larger than the total number of people tested.**

Reporting lab	Inconclusive	Negative	Positive	Percent positive	Total
QUEST TAMPA (NEW YORK ELR)		34	10	23%	44
NXGEN MDX		18	26	59%	44
GENESIS DIAGNOSTICS			43	100%	43
APP-UNIPATH, LLC		42	1	2%	43
CBS LABORATORY		1	42	98%	43
QUEST DIAGNOSTICS-N ST PETERSBURG-5TH			43	100%	43
MIAMI VA HEALTHCARE SYSTEM			43	100%	43
PROTEUS MOLECULAR AND CLINICAL LAB		28	15	35%	43
LAB CORP RTP	1	2	39	93%	42
RUSKIN HEALTH CENTER			42	100%	42
MY CLINICAL LAB			42	100%	42
NEW YORK STATE ELR - MONTEFIORE MEDICAL CENTER LABORATORIES - MOSES		34	7	17%	41
FLORIDA HOSPITAL NEW SMYRNA		4	37	90%	41
RCA LABORATORY SERVICES – NEW YORK ELR		10	30	75%	40
EGLIN REGIONAL MEDICAL CENTER		4	36	90%	40
AMERICAN FAMILY PACE		9	31	78%	40
NEW YORK STATE ELR - KALEIDA HEALTH CENTER FOR LABORATORY		35	4	10%	39
GRAVITY DIAGNOSTICS, LLC		12	27	69%	39
GENESIS LABORATORY MANAGEMENT		5	33	87%	38
ST VINCENT'S BIRMINGHAM LABORATORY		37	1	3%	38
DEVANSH LAB WERKS INC		30	8	21%	38
GENPATH			37	100%	37
CITRUS MEMORIAL HEALTH SYSTEM LAB		2	35	95%	37
HEALTH FIRST-PALM BAY		1	36	97%	37
UNIVERSITY HEALTH SYSTEM INC		33	4	11%	37
BAYFRONT		21	16	43%	37
ALLIANCE PEDIATRICS		24	12	33%	36
CAREMOUNT MEDICAL - PATHOLOGY		36			36
HUNTSVILLE HOSPITAL LABORATORY		27	9	25%	36
MEDICAL DIAGNOSTIC LAB		2	34	94%	36
CAPE CANAVERAL HOSPITAL			36	100%	36
ADVENTHEALTH CENTRA CARE SANFORD		11	24	69%	35
PALM BAY HOSPITAL		1	34	97%	35
VENICE REGIONAL MEDICAL LAB SERVICES			35	100%	35
LAB PLUS, LLC AT SAINT THOMAS WEST HOSPITAL		26	9	26%	35
IRL		4	31	89%	35
CAPITAL REGIONAL MEDICAL CENTER		2	33	94%	35
ST. CLOUD MEDICAL GROUP		35			35
CLINICAL RESEARCH SEQUENCING PLATFORM		4	31	89%	35
EXPERTUS LABORATORIES INC		13	21	62%	34
NEW YORK STATE ELR - QUEST DIAGNOSTICS NICHOLS		32	2	6%	34
ALLIANCE OF PHYSICIANS AGAINST COVID-19			34	100%	34
CHILDREN'S HOSPITAL OF ALABAMA		33			33
DESOTO MEMORIAL HOSPITAL LAB			33	100%	33
GRAVITY DIAGNOSTICS		17	15	47%	32
QUEST DIAGNOSTICS NICHOLS INSTITUTE- LPP		3	29	91%	32
PENSACOLA PEDIATRICS		19	13	41%	32

COVID-19: testing by laboratory

Data through Aug 28, 2020 verified as of Aug 29, 2020 at 09:25 AM

Data in this report are provisional and subject to change.

The numbers in the table below represent the number of Florida and non-Florida residents for whom test results were received by the Department of Health. A person can be tested by more than one laboratory and can have both positive and negative results. **Therefore, the sum of the numbers in each column will be larger than the total number of people tested.**

Reporting lab	Inconclusive	Negative	Positive	Percent positive	Total
DOC SMILEY'S URGENT CARE		4	28	88%	32
ST. MARYS MEDICAL CENTER		1	30	97%	31
VA		15	16	52%	31
QUEST DIAGNOSTICS-VERO BEACH-37TH ST		31			31
NEW YORK STATE ELR - WHITE PLAINS HOSPITAL CENTER LAB		31			31
CVS PHARMACY NO 7881		30	1	3%	31
LABFIRST - DEPARTMENT OF PATHOLOGY		30	1	3%	31
ASSOCIATED CLINICAL LABORATORIES		30	1	3%	31
SANFORD LABORATORIES		25	5	17%	30
NEXT MOLECULAR ANALYTICS		1	29	97%	30
KENDALL REGIONAL MEDICAL CENTER LAB	3		27	90%	30
FINLAY CLINICAL LABORATORY INC		26	4	13%	30
LABCORP OF AMERICA		15	15	50%	30
QUEST DIAGNOSTIC INC	1	3	25	86%	29
NEW YORK STATE ELR - NEWYORK-PRESBYTERIAN/QUEENS DIAGNOSTIC		28	1	3%	29
SMA LAB		4	25	86%	29
RDX BIOSCIENCE,			29	100%	29
DICKERT		26	3	10%	29
QDX PATHOLOGY SERVICES		19	10	34%	29
P4CLINICAL	3	2	24	83%	29
INTERLAB		1	27	96%	28
VAMC			28	100%	28
NORTH FLORIDA PEDIATRICS		1	27	96%	28
DOH-WEST PALM BEACH BRANCH LABORATORY			28	100%	28
VIERA HOSPITAL			27	100%	27
SUNCOAST LABS			27	100%	27
QUEST DIAGNOSTICS INC.			27	100%	27
FHMG_CTR FOR SENIOR HEALTH		22	5	19%	27
ADVENTHEALTH PALM COAST			27	100%	27
MINUTECLINIC DIAGNOSTIC OF RHODE ISLAND, LLC #729		26	1	4%	27
WUESTHOFF MEMORIAL HOSPITAL			27	100%	27
LAB			27	100%	27
JAMES A. HALEY VETERANS' HOSPITAL			27	100%	27
INTERNAL LAB		24	3	11%	27
CDC		17	9	35%	26
DIAGNOSTIC LABORATORY OF OKLAHOMA		24	2	8%	26
NEIGHBORHOOD MEDICAL CENTER		24	2	8%	26
ST. ANTHONY'S HOSPITAL			25	100%	25
SOFT CELL LABORATORIES		24	1	4%	25
PPD	2	19	3	13%	24
POPLAR HEALTHCARE PLLC	1	10	13	54%	24
ELLENTON URGENT CARE			24	100%	24
NEW YORK STATE ELR - CATHOLIC HEALTH SYSTEM DEPT LABORATORY		24			24
NEW YORK STATE ELR - STONY BROOK UNIVERSITY MEDICAL CENTER		21	3	13%	24
ADVENT HEALTH CENTRA CARE PALM COAST			23	100%	23
AVENTIS BIO-SERVICES CTL		23			23
LABORATORY DYNAMICS		20	3	13%	23

COVID-19: testing by laboratory

Data through Aug 28, 2020 verified as of Aug 29, 2020 at 09:25 AM

Data in this report are provisional and subject to change.

The numbers in the table below represent the number of Florida and non-Florida residents for whom test results were received by the Department of Health. A person can be tested by more than one laboratory and can have both positive and negative results. **Therefore, the sum of the numbers in each column will be larger than the total number of people tested.**

Reporting lab	Inconclusive	Negative	Positive	Percent positive	Total
FIRST CHOICE URGENT CARE			23	100%	23
PRIDE DIAGNOSTICS		20	3	13%	23
MINUTECLINIC DIAGNOSTIC OF MICHIGAN, PC #8029		23			23
MOLECULAR DIAGNOSTICS		1	22	96%	23
CENTRA CARE CONWAY			23	100%	23
BAYFRONT HEALTH SPRING HILL		1	22	96%	23
AHSE ROP		22			22
ST. JOSEPH'S HOSPITAL NORTH			22	100%	22
IPSUM DIAGNOSTICS			22	100%	22
CAYUGA MEDICAL CENTER AT ITHACA		19	3	14%	22
TRUGENX			22	100%	22
PENNSYLVANIA DEPT OF HEALTH		19	3	14%	22
EGL GENETIC DIAGNOSTICS		1	21	95%	22
BENTON PEDIATRICS INC		14	8	36%	22
MIAMI BEACH COMMUNITY HEALTH CENTER			21	100%	21
NEW YORK STATE ELR - UNIVERSITY HOSPITAL, STONY BROOK SOUTHAMPTON		21			21
HEALTH FIRST CAPE CANAVERAL HOSPITAL			21	100%	21
ADVENTHEALTH CENTRA CARE BRANDON			21	100%	21
BROWARD HEALTH CORAL SPRINGS EPIDEMIOLOGY DEPT			21	100%	21
ADVENT HEALTH FISH MEMORIAL		2	19	90%	21
PATRICK AIR FORCE BASE		1	20	95%	21
AMERICA FAMILY CARE		9	11	55%	20
OUT OF STATE		14	6	30%	20
WUESTHOFF MEDICAL CENTER-MELBOURNE			20	100%	20
LECONTE MEDICAL CENTER LAB		16	4	20%	20
AMELIA MEDICAL CARE			20	100%	20
PARRISH MEDICAL CENTER		1	19	95%	20
MOLECULAR TESTING LABS			20	100%	20
ST. CLOUD HOSPITAL		20			20
ASSOCIATED PATHOLOGISTS		16	4	20%	20
NIGHT LITE PEDIATRICS WINTER GARDEN		9	10	53%	19
MED HEALTH SERVICES		18	1	5%	19
SUNQUEST		2	17	89%	19
PRECISION HEALTH SOLUTIONS LAB			19	100%	19
INTEGRATED REGIONAL LABORATORIES - LARGO			19	100%	19
HEALTH FIRST-VIERA HOSPITAL			19	100%	19
MAYO CLINIC LABS - ROCHESTER SUPERIOR DRIVE		2	17	89%	19
MINI ER AND URGENT CARE		1	18	95%	19
EAST ALABAMA MEDICAL CENTER LABORATORY		12	6	33%	18
NEW YORK STATE ELR - WESTCHESTER MEDICAL CENTER		18			18
INTERCOASTAL MEDICAL GROUP			18	100%	18
XPRESS WELLNESS URGENT CARE			18	100%	18
BAYFRONT HEALTH PORT CHARLOTTE			18	100%	18
JACKSON HEALTH SYSTEM			18	100%	18
PALO ALTO VA MEDICAL CENTER		1	17	94%	18
MAGNOLIA DIAGNOSTIC			18	100%	18
MADISON CORE LABORATORIES		17	1	6%	18

COVID-19: testing by laboratory

Data through Aug 28, 2020 verified as of Aug 29, 2020 at 09:25 AM

Data in this report are provisional and subject to change.

The numbers in the table below represent the number of Florida and non-Florida residents for whom test results were received by the Department of Health. A person can be tested by more than one laboratory and can have both positive and negative results. **Therefore, the sum of the numbers in each column will be larger than the total number of people tested.**

Reporting lab	Inconclusive	Negative	Positive	Percent positive	Total
SUNTREE INTERNAL MEDICINE		18			18
STONE WASH CLINICAL LABORATORIES		2	16	89%	18
TPCA CLINICAL LABORATORIES		15	3	17%	18
ST FRANCIS HOSPITAL		14	4	22%	18
CENTRA CARE – SOUTH ORANGE		6	12	67%	18
DOCTORS MEMORIAL HOSPITAL		8	10	56%	18
NEW YORK STATE ELR - WILSON MEMORIAL REGIONAL MEDICAL CENTER		17	1	6%	18
UNIVERSITY ALABAMA		18			18
WATSON CLINIC LLP SOUTH			17	100%	17
CLEVELAND CLINIC FOUNDATION		9	8	47%	17
AMERICAN HEALTH ASSOCIATES OF TAMPA		2	15	88%	17
FHMG LAKE MARY PEDS		16	1	6%	17
TIDE LABORATORIES		5	12	71%	17
INTEGRITY LABORATORIES, LLC		5	12	71%	17
NEW YORK STATE ELR - BROOKDALE UNIVERSITY HOSPITAL		16	1	6%	17
NEW YORK STATE ELR - QUEST DIAGNOSTICS INCORPORATED		14	3	18%	17
SEVEN RIVERS REGIONAL MEDICAL CENTER		4	12	75%	16
PARK WEST MEDICAL CENTER		15	1	6%	16
QUEST DIAGNOSTICS NICHOLS INSTITUTE - SJC (LPP)		11	5	31%	16
LABCORP - CLEARWATER		3	13	81%	16
LABCORP INC		3	13	81%	16
PATHGROUP			16	100%	16
TGH		1	15	94%	16
BRANCH MEDICAL CLINIC			16	100%	16
CENTRA CARE- WINTER GARDEN			16	100%	16
CONNECTICUT DEPARTMENT OF HEALTH		14	2	13%	16
NEW YORK STATE ELR - ROCHESTER GENERAL HOSPITAL LABORATORY		14	1	7%	15
FLORIDA DEPARTMENT OF HEALTH		10	5	33%	15
NEW YORK STATE ELR - LENOX HILL HOSPITAL		13	2	13%	15
LABORATORY OF FLORIDA			15	100%	15
DIATHERIX		13	2	13%	15
Diatherix Laboratories, LLC		5	10	67%	15
QUESTDIAGNOSTICS INCORPORATED		1	14	93%	15
NORTH SHORE UNIVERSITY HOSPITAL LABORATORY		14	1	7%	15
REDITUS LABORATORIES			15	100%	15
BOND CLINIC		1	14	93%	15
MINUTECLINIC DIAGNOSTIC OF RHODE ISLAND, LLC #1544		15			15
ADVENTHEALTH MEDICAL GROUP		13	2	13%	15
NADAL PEDIATRICS - VICTORIA STREET (3385)		3	12	80%	15
CONSOLIDATED LAB SERVICES		8	7	47%	15
QUEST DIAGNOSTICS INCORPORATED			15	100%	15
CLINICAL PATHOLOGY LABS		1	14	93%	15
DOCTORS MEMORIAL FAMILY MEDICINE			14	100%	14
MEDCOMP SCIENCES			14	100%	14
POARCH BANC CREEK INDIANS TRIBAL HEALTH DEPARTMENT			14	100%	14
SEMINOLE COUNTY HEALTH DEPARTMENT		13	1	7%	14
HEALTH CENTRAL HOSPITAL			14	100%	14

COVID-19: testing by laboratory

Data through Aug 28, 2020 verified as of Aug 29, 2020 at 09:25 AM

Data in this report are provisional and subject to change.

The numbers in the table below represent the number of Florida and non-Florida residents for whom test results were received by the Department of Health. A person can be tested by more than one laboratory and can have both positive and negative results. **Therefore, the sum of the numbers in each column will be larger than the total number of people tested.**

Reporting lab	Inconclusive	Negative	Positive	Percent positive	Total
GOLDEN GATE FAMILY CLINIC			14	100%	14
WHITE WILSON MEDICAL CENTER CLINIC			14	100%	14
MILLENNIUM PHYSICIAN GROUP LCC			14	100%	14
TALLAHASSEE PRIMARY CARE ASSOC, PA		12	1	8%	13
TYNDALL AFB			13	100%	13
NEW YORK STATE ELR - ERIE COUNTY MEDICAL CTR CLINICAL LABS		13			13
TREE HOUSE PEDIATRICS		12	1	8%	13
SOUTHEAST FAMILY HEALTHCARE CENTER			13	100%	13
XERA MED RESEARCH			13	100%	13
NEW YORK STATE ELR - BRONX LEBANON HOSPITAL-MEDICAL CENTER		12	1	8%	13
ORLANDO HEALTH		2	11	85%	13
HIGHLANDS MEDICAL CENTER		13			13
DEPARTMENT OF VETERANS AFFAIRS MEDICAL CENTER			13	100%	13
ADVANCED URGENT CARE		11	2	15%	13
DOCTOR'S IN HOUSE LABORATORY			13	100%	13
UVMC MICROBIOLOGY		12	1	8%	13
BAPTIST SOUTH MEDICAL CENTER		2	11	85%	13
EMPIRE CITY LABORATORIES INC		1	12	92%	13
ADVENTHEALTH ZEPHYRHILLS			12	100%	12
GENEDX		9	3	25%	12
TOTAL RENAL LABORATORIES INC		7	5	42%	12
BROWARD DIALYSIS			12	100%	12
FLORIDA STATE HOSPITAL			12	100%	12
TEN HEALTHCARE		2	10	83%	12
Point of Care Testing			12	100%	12
DOH		1	11	92%	12
NEW YORK STATE ELR - SARATOGA HOSPITAL LABORATORY		11	1	8%	12
CVS PHARMACY, INC DBA CVS/PHARMACY #5685		12			12
LAKE CITY VETERANS HOSPITAL			12	100%	12
WESTPAC LABS		1	11	92%	12
LEON CHD		12			12
FLORIDA DEPT OF HEALTH		4	8	67%	12
INTERLACHEN PEDIATRICS		8	4	33%	12
JACKSON NORTH MEDICAL CENTER		1	11	92%	12
ADVENT HEALTH CENTRA CARE- KID'S CARE		12			12
ST VINCENTS MEDICAL CENTER RIVERSIDE NURSING		1	11	92%	12
LAB INTERMARKET FACILITY LAB			11	100%	11
LABCORP - MIAMI		4	7	64%	11
FUNGAL REFERENCE LABORATORY		11			11
ADVENTHEALTH CENTRA CARE CITRUS PARK			11	100%	11
LEE MEMORIAL HEALTH PARK LAB			11	100%	11
ESCAMBIA COMMUNITY CLINIC			11	100%	11
MINUTE CLINIC INCORPORATE		10	1	9%	11
AMERICAN ESOTERIC LABORATORIES			11	100%	11
FLORIDA COMMUNITY HEALTH CENTER OF ST. LUCIE			11	100%	11
ACHS		2	9	82%	11
FAST TRACK URGENT CARE CENTER - SOUTH TAMPA			11	100%	11

COVID-19: testing by laboratory

Data through Aug 28, 2020 verified as of Aug 29, 2020 at 09:25 AM

Data in this report are provisional and subject to change.

The numbers in the table below represent the number of Florida and non-Florida residents for whom test results were received by the Department of Health. A person can be tested by more than one laboratory and can have both positive and negative results. **Therefore, the sum of the numbers in each column will be larger than the total number of people tested.**

Reporting lab	Inconclusive	Negative	Positive	Percent positive	Total
SUNCOAST COMMUNITY HEALTH CENTERS PEDIATRICS		6	5	45%	11
BAYCARE OUTREACH LABORATORY SERVICES		1	10	91%	11
ADVENTHEALTH CENTRA CARE TEMPLE TERRACE			11	100%	11
SHELBY COUNTY HEALTH CARE CORPORATION		8	3	27%	11
PALM BEACH PATHOLOGY		9	2	18%	11
SELECT REFERENCE LABORATORIES, LLC			11	100%	11
DELRAY MEDICAL CENTER LAB			11	100%	11
UPMC CHAUTAUQUA AT WCA LABORATORY		11			11
CENTRA CARE – SAND LAKE			11	100%	11
INDIAN RIVER MEDICAL CENTER		11			11
FAST TRACK URGENT CARE CENTER - WESLEY CHAPEL			10	100%	10
EMERALD COAST URGENT CARE		3	7	70%	10
PHYSICIANS STAT			10	100%	10
MINUTE CLINIC LLC #2216		10			10
FAST TRACK URGENT CARE CENTER - WESTCHASE			10	100%	10
BAY VIEW HEALTHCARE		9	1	10%	10
VENICE REGIONAL MEDICAL CENTER			10	100%	10
KEY PRIMARY CASE			10	100%	10
CORE LABORATORY		1	9	90%	10
THE TERRACE OF JACKSONVILLE			10	100%	10
DYNAMIC DNA LAB		1	9	90%	10
NEW YORK STATE ELR - CATHOLIC HEALTH SERVICES REGIONAL LABORATORY		8	2	20%	10
MEDICAL LABORATORY DIAGNOSTICS			10	100%	10
BioReference Laboratories, Inc			10	100%	10
ADVENT HEALTH SEBRING			10	100%	10
NEW YORK STATE ELR - NEW YORK CITY DEPARTMENT OF HEALTH & MENTAL		9	1	10%	10
PROMEDICA LABORATORIES		9	1	10%	10
NEW JERSEY DEPARTMENT OF HEALTH COMMUNICABLE DISEASE SERVICE		3	7	70%	10
BROWARD HEALTH CARE			10	100%	10
ACADIAN DIAGNOSTIC LABORATORIES		8	2	20%	10
PERSONALIZED GENETIC TESTING			10	100%	10
PARKWEST MEDICAL CENTER		9	1	10%	10
LAKE BALDWIN CBOC		9	1	10%	10
FLORIDA HOSPITAL LABS			9	100%	9
BAY PINES VA		1	8	89%	9
HUNTINGTON HOSPITAL LABORATORY		8	1	11%	9
ARCPOINT LABS - BIRMINGHAM		9			9
GATEWAY/ADVENT CENTRA CARE			9	100%	9
AFC URGENT CARE			9	100%	9
FAST TRACK URGENT CARE CENTER - BRANDON			9	100%	9
NEW YORK STATE ELR - GOOD SAMARITAN HOSPITAL LABORATORY		9			9
MICHIGAN DEPARTMENT OF HEALTH AND HUMAN SERVICES			9	100%	9
HEART OF FLORIDA HMA			9	100%	9
BAY CARE OCCUPATIONAL CLINIC			9	100%	9
NEW YORK STATE ELR - LOURDES HOSPITAL INC		9			9
TROY REGIONAL MEDICAL CENTER		6	3	33%	9
NEW YORK STATE ELR - VASSAR BROTHERS MEDICAL CENTER LABORATORY		9			9

COVID-19: testing by laboratory

Data through Aug 28, 2020 verified as of Aug 29, 2020 at 09:25 AM

Data in this report are provisional and subject to change.

The numbers in the table below represent the number of Florida and non-Florida residents for whom test results were received by the Department of Health. A person can be tested by more than one laboratory and can have both positive and negative results. **Therefore, the sum of the numbers in each column will be larger than the total number of people tested.**

Reporting lab	Inconclusive	Negative	Positive	Percent positive	Total
KEYS MEDICAL GROUP			9	100%	9
SANTA ROSA MEDICAL CENTER CLINICAL LAB		2	7	78%	9
BAYONET POINT MEDICAL CENTER			8	100%	8
WOLFSON (USE BAPTIST)			8	100%	8
PRATTVILLE BAPTIST HOSPITAL		7	1	13%	8
UMHC/SYLVESTER AT KENDALL		1	7	88%	8
NORTH CAROLINA DEPARTMENT OF HEALTH & HUMAN SERVICES			8	100%	8
ST. JOSEPH HOSPITAL AND HEALTH CARE INC.			8	100%	8
NEW YORK STATE ELR - NORTH CENTRAL BRONX HOSP		7	1	13%	8
CENTRA CARE-LBV			8	100%	8
DOCTOR'S IN HOUSE LAB			8	100%	8
NEW YORK STATE ELR - JAMES J PETERS VA MEDICAL CENTER		6	2	25%	8
STATE LAB		1	7	88%	8
X-GENE MOLECULAR LABS		1	7	88%	8
BAYCARE LABORATORIES			8	100%	8
NEW YORK STATE ELR - ST PETER'S BENDER LABORATORY		8			8
NOAH CLINICAL LABORATORY			8	100%	8
THE COMMONWEALTH OF MASSACHUSETTS			8	100%	8
MHHS All Lab Subsection		8			8
GENEUS DIAGNOSTICS			8	100%	8
LEE MEMORIAL LAB GULF COAST	2		6	75%	8
ST VINCENT'S EAST LABORATORY		7	1	13%	8
SYLVESTER AT PLANTATION LABORATORY		7	1	13%	8
ADVENTHEALTH CENTRA CARE LAKE MARY		2	6	75%	8
POINT WASHINGTON MEDICAL CLINIC			8	100%	8
SPORTS DRUG TESTING LABORATORY			8	100%	8
COMMUNITY HEALTH CENTER		2	6	75%	8
WATSON CLINIC LLP MAIN			7	100%	7
FLORIDA CLINICAL LAB			7	100%	7
ARCHBOLD MEMORIAL HOSPITAL/LAB		3	4	57%	7
CLEVELAND CLINIC			7	100%	7
NEW YORK STATE ELR - LABORATORY ALLIANCE OF CENTRAL NEW		7			7
PECONIC BAY MEDICAL CENTER LABORATORY		6	1	14%	7
FLORIDA HOSPITAL KISSIMMEE		4	3	43%	7
CREATIVE TESTING SOLUTIONS		1	6	86%	7
LEE COUNTY HEALTH DEPARTMENT		4	3	43%	7
UNIVERSITY HOSPITAL - STONY BROOK EASTERN		7			7
ST CATHERINE OF SIENA HOSPITAL		7			7
FLORIDA DEPARTMENT OF HEALTH IN HILLSBOROUGH COUNTY			7	100%	7
CANTON-POTSDAM HOSPITAL LABORATORY		7			7
MINUTECLINIC DIAGNOSTIC OF RHODE ISLAND, LLC #212		7			7
INTERMOUNTAIN CENTRAL LAB		1	6	86%	7
SOUTHEAST ALABAMA MEDICAL CENTER			7	100%	7
FLORIDA DEPARTMENT OF HEALTH IN LAKE COUNTY		3	4	57%	7
NORTHWEST FLORIDA COMMUNITY HOSPITAL		1	6	86%	7
BIOFIRE			7	100%	7
ABBOTT			7	100%	7

COVID-19: testing by laboratory

Data through Aug 28, 2020 verified as of Aug 29, 2020 at 09:25 AM

Data in this report are provisional and subject to change.

The numbers in the table below represent the number of Florida and non-Florida residents for whom test results were received by the Department of Health. A person can be tested by more than one laboratory and can have both positive and negative results. **Therefore, the sum of the numbers in each column will be larger than the total number of people tested.**

Reporting lab	Inconclusive	Negative	Positive	Percent positive	Total
ROCKLEDGE			7	100%	7
NEW YORK STATE ELR - HUDSON VALLEY HOSPITAL CENTER LABORATORY		6	1	14%	7
NO NAME		5	2	29%	7
ORMOND BEACH CENTRA CARE			7	100%	7
BOZEMAN HEALTH DEACONESS HOSPITAL		4	3	43%	7
HEALTHMARK REGIONAL HOSPITAL LAB		3	4	57%	7
COMMUNITY HEALTH NORTHWEST FLORIDA			7	100%	7
NORTH BAY HOSPITAL			7	100%	7
NEW YORK PRESBYTERIAN - ALLEN HOSPITAL		7			7
LONGLEAF DIAGNOSTIC LABORATORIES		2	5	71%	7
LONGWOOD FAMILY PRACTICE		7			7
MASSACHUSETTS GENERAL HOSPITAL		1	6	86%	7
NORTHWELL HEALTH PLAINVIEW HOSPITAL LABORATORY		5	2	29%	7
ACH			6	100%	6
TRUE HEALTH DIAGNOSTICS		1	5	83%	6
MONTEFIORE NEW ROCHELLE HOSPITAL		6			6
MICHIGAN DEPARTMENT OF COMMUNITY HEALTH		1	5	83%	6
SPECIALITY LABORATORIES,INC		5	1	17%	6
CENTRA CARE – APOPKA			6	100%	6
COVANCE CENTRAL LABORATORY			6	100%	6
NEW YORK STATE ELR - JAMAICA HOSPITAL MEDICAL CENTER		6			6
CVS PHARMACY # 10423		6			6
BROOKWOOD BAPTIST MEDICAL CENTER		6			6
BIOCEPT			6	100%	6
PATHOGENIUS LABORATORIES		2	4	67%	6
BOCA RATON REGIONAL HOSPITAL LAB			6	100%	6
LABCORP BURLINGTON CYTO		5	1	17%	6
Maury Regional Hospital		4	2	33%	6
BAPTIST PRIMARY CARE		2	4	67%	6
STATEN ISLAND UNIVERSITY HOSPITAL-POUCH		6			6
BAYCARE MEDICAL GROUP INC			6	100%	6
ADVENTHEALTH PEDIATRICS/LAKE MARY PEDS		5	1	17%	6
LABCORP NEW PORT RICHEY			6	100%	6
GENE STREET LABORATORIES, LLC		6			6
HEALTHQUEST LABORATORIES			6	100%	6
FAST TRACK URGENT CARE CENTER - RIVERVIEW			6	100%	6
ST JOSEPH HOSPITAL		5	1	17%	6
HEALTH CARE LABORATORY SERVICES			6	100%	6
LAB CORP OF AMERICA		2	4	67%	6
ADVENTHEALTH CENTRA CARE ORMOND BEACH			6	100%	6
ST ELIZABETH MEDICAL CENTER LABORATORY		6			6
QUOTIENT SCIENCES			6	100%	6
TOTAL ACCESS URGENT CARE			6	100%	6
TAMIAMI LAB MILLENIUM			6	100%	6
FLORIDA WOMAN CARE LABORATORY			6	100%	6
FRANCES WARDE MEDICAL LABORATORY		2	3	60%	5
COLORADO DEPARTMENT OF PUBLIC HEALTH AND ENVIRONMENT			5	100%	5

COVID-19: testing by laboratory

Data through Aug 28, 2020 verified as of Aug 29, 2020 at 09:25 AM

Data in this report are provisional and subject to change.

The numbers in the table below represent the number of Florida and non-Florida residents for whom test results were received by the Department of Health. A person can be tested by more than one laboratory and can have both positive and negative results. **Therefore, the sum of the numbers in each column will be larger than the total number of people tested.**

Reporting lab	Inconclusive	Negative	Positive	Percent positive	Total
LEHIGH VALLEY HOSPITAL		3	2	40%	5
ST VINCENT'S CHILTON		4	1	20%	5
PARAMOUNT URGENT CARE - OVIEDO			5	100%	5
UNIPATH			5	100%	5
ARNOT OGDEN MEDICAL CENTER LABORATORY		5			5
BROWARD COUNTY HEALTH DEPT.			5	100%	5
AMEERAH LABS			5	100%	5
LAKELAND REGIONAL HEALTH			5	100%	5
FLORIDA GULF COAST UNIVERSITY			5	100%	5
Cleveland Clinic Laboratories		1	4	80%	5
XRL SXF REF LAB		5			5
CHILDREN'S HOSPITAL OF PHILADELPHIA		5			5
BIOTECH			5	100%	5
AIM LABORATORIES			5	100%	5
CHEMISYS LABORATORIES			5	100%	5
LAWTON CHILES HEALTH CENTER			5	100%	5
ADVENTHEALTH CENTRA CARE DAYTONA BEACH			5	100%	5
AEL KNOXVILLE			5	100%	5
LABCORP DIAGNOSTICS-MIAMI		2	3	60%	5
TMH PHYSICIAN PARTNERS - MONTICELLO		5			5
UPMC HEALTH SYSTEM		4	1	20%	5
BIO-REFERENCE LABORATORIES			5	100%	5
DOH JACKSONVILLE CENTRAL LABORATORY		3	2	40%	5
BEAUMONT LABORATORY			5	100%	5
ST ANTHONY NORTH			5	100%	5
INDIAN RIVER CHD VERO BEACH		4	1	20%	5
NEW YORK STATE ELR - SOUTHSIDE HOSPITAL NORTHWELL HEALTH LABORATORY		4	1	20%	5
DALE MEDICAL CENTER		2	3	60%	5
DCH REGIONAL MEDICAL CENTER LABORATORY		5			5
NICHOLS INSTITUTE QUEST DIAGNOSTICS		2	3	60%	5
UNKNOWN LAB			5	100%	5
ASCENSION ST. VINCENT'S PRIMARY CARE			5	100%	5
COMMUNITY HEALTH OF SOUTH FLORIDA			5	100%	5
COMMUNITY HEALTH CENTERS OF PINELLAS, INC.			5	100%	5
GCPM MANUAL MICROBIOLOGY			5	100%	5
LABCORP - NAPLES			5	100%	5
SHELBY BAPTIST MEDICAL CENTER		2	3	60%	5
THE VILLAGES CLINICAL LAB		4	1	20%	5
CAPITAL HEALTH PLAN LABORATORIES			5	100%	5
MANATEE PEDIATRICS			5	100%	5
JFK MEDICAL CENTER NORTH LAB			5	100%	5
NEW YORK STATE ELR - SAMARITAN HOSPITAL LABORATORY		4			4
VA GULF COAST VETERANS HEALTH CARE SYSTEM			4	100%	4
BAPTIST MEDICAL PLAZA AT DORAL URGENT CARE CENTER		4			4
BAY CARE			4	100%	4
WALGREENS #03413		2	2	50%	4
BAPTIST MEDICAL CENTER EAST		2	2	50%	4

COVID-19: testing by laboratory

Data through Aug 28, 2020 verified as of Aug 29, 2020 at 09:25 AM

Data in this report are provisional and subject to change.

The numbers in the table below represent the number of Florida and non-Florida residents for whom test results were received by the Department of Health. A person can be tested by more than one laboratory and can have both positive and negative results. **Therefore, the sum of the numbers in each column will be larger than the total number of people tested.**

Reporting lab	Inconclusive	Negative	Positive	Percent positive	Total
PRECISION LABS LLC		1	3	75%	4
PALM BAY URGENT CARE			4	100%	4
NEWYORK-PRESBYTERIAN/ LAWRENCE HOSPITAL LABORATORY		4			4
ADVENT HEALTH NEW SMYRNA BEACH			4	100%	4
AURORA DIAGNOSTICS			4	100%	4
PEDIATRIC HEALTH CARE ALLIANCE			4	100%	4
OKLAHOMA STATE UNIVERSITY DIAGNOSTIC LAB			4	100%	4
NEW HAMPSHIRE DEPARTMENT OF HEALTH AND HUMAN SERVICES		3	1	25%	4
OMNICARE PHARMACY OFTEXAS 1, LP DBA OMNICARE		4			4
WALGREENS NO 09204		4			4
NORTHSHORE UNIVERSITY HEALTHSYSTEM EVANSTON HOSPITAL LAB			4	100%	4
WEST PACIFIC MEDICAL LABORATORY			4	100%	4
NEW YORK STATE ELR - BROOKLYN HOSPITAL CENTER DOWNTOWN CAMPUS		4			4
GENUS3		1	3	75%	4
SENIOR HEALTH OF WINTER PARK DUNDEE		4			4
MALABAR/ADVENT CENTRA CARE			4	100%	4
MISSOURI DEPARTMENT OF HEALTH AND SENIOR SERVICES			4	100%	4
LINCOLN MEDICAL AND MENTAL HEALTH CENTER		4			4
CENTURY HEALTH AND REHABILITATION CENTER			4	100%	4
METROPOLITAN HOSPITAL CENTER		4			4
STATEN ISLAND UNIVERSITY HOSPITAL SEGUINE AVE		4			4
MAKO MEDICAL LABORATORIES		1	3	75%	4
GULF COAST MEDICAL GROUP			4	100%	4
MAINSTREET FAMILY CARE		1	3	75%	4
CONNECTDX			4	100%	4
INTERMARKET FACILITY			4	100%	4
EMERGENCY MEDICAL CENTER			4	100%	4
EXPRESS TESTING-ONE			4	100%	4
DAVITA LABORATORY		4			4
MINUTECLINIC DIAGNOSTIC OF TEXAS, LLC		4			4
GENUS DIAGNOSTICS			4	100%	4
ILLINOIS DEPT OF PUBLIC HEALTH LAB - SPRINGFIELD			4	100%	4
THOMAS JEFFERSON UNIVERSITY HOSPITAL		4			4
COVENIENT CARE MEDICAL CLINIC			4	100%	4
MEDLOGIC, LLC		1	3	75%	4
FINLAY C. LABORATORY		3	1	25%	4
FISHERMEN'S HOSPITAL			4	100%	4
QUEST DIAGNOSTICS- MELBOURNE			4	100%	4
STATEN ISLAND UNIVERSITY HOSPITAL		4			4
DORAL URGENT CARE			4	100%	4
FLORIDA HOSPITAL		1	3	75%	4
SOUTHWESTERN REGIONAL MEDICAL CENTER - TULSA		4			4
QUEST DIAGNOSTIC			4	100%	4
QUEST DIAGNOSTIC INC TECHINICAL			4	100%	4
CENTRA CARE HUNTER'S CREEK			4	100%	4
IRL MARKET LAB			4	100%	4
DTR LABS		3	1	25%	4

COVID-19: testing by laboratory

Data through Aug 28, 2020 verified as of Aug 29, 2020 at 09:25 AM

Data in this report are provisional and subject to change.

The numbers in the table below represent the number of Florida and non-Florida residents for whom test results were received by the Department of Health. A person can be tested by more than one laboratory and can have both positive and negative results. **Therefore, the sum of the numbers in each column will be larger than the total number of people tested.**

Reporting lab	Inconclusive	Negative	Positive	Percent positive	Total
TA LABCORP TAMPA			4	100%	4
METRO KNOXVILLE HMA		4			4
METHODIST MEDICAL CENTER		3	1	25%	4
NORTH BROWARD HOSPITAL DISTRICT HEALTHCARE FOR THE HOMELESS			3	100%	3
NORTH FLORIDA PEDIATRICS JASPER			3	100%	3
BAY CARE LAB SERVICES/ST. ANTHONY'S HOSPITAL			3	100%	3
PATIENT FIRST - ALLENTOWN			3	100%	3
BARONESS ERLANGER HOSPITAL		3			3
MD LABS		1	2	67%	3
WAKEMED		1	2	67%	3
ST LUKES HOSPITAL LABORATORY		2	1	33%	3
NITE LITE PEDIATRICS - PORT ST. LUCIE		2	1	33%	3
MARSHALL MEDICAL CENTER SOUTH LAB		2	1	33%	3
PRECISION GENETICS			3	100%	3
EISENHOWER ARMY MEDICAL CENTER			3	100%	3
RIVERVIEW REGIONAL MEDICAL CENTER		3			3
DOH-TAMPA BRANCH LABORATORY (MLK BLVD)			3	100%	3
SIGNATURE CARE PFLUGERVILLE			3	100%	3
LABCORP RARITAN		3			3
WATAUGA MEDICAL CENTER		1	2	67%	3
LAKE MARY KIDS CENTRA CARE			3	100%	3
LAKE WALES MEDICAL CENTER INC			3	100%	3
SANFORD MOBILE LAB		1	2	67%	3
SCIENTIFIC LABORATORY DIVISION			3	100%	3
FLORIDA PEDIATRICS			3	100%	3
NOVANT HEALTH INPATIENT CARE			3	100%	3
ALACHUA COUNTY HEALTH DEPARTMENT			3	100%	3
PENNSYLVANIA DEPARTMENT OF HEALTH BUREAU OF LABORATORIES			3	100%	3
SUNCOAST URGENT CARE			3	100%	3
AMERICAN FAMILY CARE- ORANGE BEACH			3	100%	3
WESLEY CHAPEL INTERNAL MEDICINE AND PEDIATRICS			3	100%	3
FLORIDA CLINICAL LABORATORY - BIOREFERENCE LABORATORIES		2	1	33%	3
WALGREENS #17132		3			3
TELEVISIT MALABAR PEDIATRICS			3	100%	3
WALGREENS #5317		3			3
WALGREENS #10775		3			3
WALGREENS #11293		3			3
NORTH NAPLES HOSPITAL RESPIRATORY THERAPY DEPARTMENT			3	100%	3
TANNER MEDICAL CENTER EAST AL		3			3
SAMARITAN MEDICAL CENTER		3			3
PINELLAS COUNTY HEALTH DEPARTMENT		2	1	33%	3
FAMILY HEALTH CENTERS OF SWF LABS			3	100%	3
NORTHERN DUTCHESS HOSPITAL LABORATORY		3			3
EXOSOME DIAGNOSTICS		3			3
FAMILY AND INTERNAL MEDICINE AT AVALON PARK		3			3
ACCESS HEALTH CARE		2	1	33%	3
SSM HEALTH ST LOUIS MICROBIOLOGY LABORATORY		1	2	67%	3

COVID-19: testing by laboratory

Data through Aug 28, 2020 verified as of Aug 29, 2020 at 09:25 AM

Data in this report are provisional and subject to change.

The numbers in the table below represent the number of Florida and non-Florida residents for whom test results were received by the Department of Health. A person can be tested by more than one laboratory and can have both positive and negative results. **Therefore, the sum of the numbers in each column will be larger than the total number of people tested.**

Reporting lab	Inconclusive	Negative	Positive	Percent positive	Total
PROMEDICA LABORATORIES		3			3
UNIVERSITY OF CHICAGO MEDICAL CENTER LAB			3	100%	3
VA OUTPATIENT			3	100%	3
IOWA DEPARTMENT OF PUBLIC HEALTH			3	100%	3
JACKSON SOUTH COMMUNITY HOSPITAL LAB			3	100%	3
UCLA HEALTHCARE CLINICAL LABS			3	100%	3
PALMS WEST HOSPITAL			3	100%	3
MI2297090CV HOLLAND-23D2189684		3			3
NEW YORK STATE ELR - JACOBI MEDICAL CENTER		3			3
PRIMARY CARE OF THE TREASURE COAST			3	100%	3
BIODESIX, INC.		3			3
CORAL GABLES HOSPITAL			3	100%	3
MIAMI CANCER INSTITUTE			3	100%	3
UNIVERSITY OF WEST FLORIDA STUDENT HEALTH SERVICES			3	100%	3
NAPHCARE, INC.			3	100%	3
CAPTAIN JAMES A. LOVELL FEDERAL HEALTHCARE CENTER			3	100%	3
CELAL GUROL ERBAY, MD			3	100%	3
ROCKLEDGE FAMILY HEALTH			3	100%	3
QUATRACOR PLLC		3			3
MOUNT DORA PEDIATRICS		3			3
AARK LABORATORY		3			3
MONTANA PUBLIC HEALTH LAB			3	100%	3
CENTRAL FLORIDA HEALTH CARE INC			3	100%	3
PUBLIC HEALTH LAB		3			3
MONTEFIORE ST LUKE'S CORNWALL HOSPITAL		2	1	33%	3
CAPE COD HOSPITAL			3	100%	3
CENTRA CARE – LAKE NONA		1	2	67%	3
CALHOUN LIBERTY HOSPITAL			3	100%	3
COUNTY OF LOS ANGELES			3	100%	3
NEW YORK STATE ELR - ORANGE REGIONAL MEDICAL CENTER LABORATORY		3			3
VIRTUA VOORHEES HOSPITAL		3			3
BAYFRONT HEALTH PUNTA GORDA			3	100%	3
VIRGINIA DIVISION OF CONSOLIDATED LABORATORIES			3	100%	3
ILLINOIS DEPARTMENT OF PUBLIC HEALTH			3	100%	3
DOCTORS URGENT CARE			3	100%	3
DEACONESS HOSPITAL			3	100%	3
TIMBER RIDGE LABORATORY			3	100%	3
DOCTOR'S IN-HOUSE LAB/COMMUNITY HEALTH CENTERS OF PINELLAS –PINELLAS P			3	100%	3
BAYCARE OUTREACH LABORATORY HOSPITAL			3	100%	3
QUEST ELR		2	1	33%	3
SONIC REFERENCE LABORATORY			3	100%	3
KEY WEST URGENT CARE, INC		3			3
PALM BEACH COUNTY HEALTH DEPARTMENT LABORATORY			3	100%	3
ADVANCED LAB			3	100%	3
JOE DIMAGGIO CHILDREN'S HOSPITAL		1	2	67%	3
SOUTH GEORGIA MEDICAL CENTER			3	100%	3
BEEBE MEDICAL CENTER LABORATORY		3			3

COVID-19: testing by laboratory

Data through Aug 28, 2020 verified as of Aug 29, 2020 at 09:25 AM

Data in this report are provisional and subject to change.

The numbers in the table below represent the number of Florida and non-Florida residents for whom test results were received by the Department of Health. A person can be tested by more than one laboratory and can have both positive and negative results. **Therefore, the sum of the numbers in each column will be larger than the total number of people tested.**

Reporting lab	Inconclusive	Negative	Positive	Percent positive	Total
JOHNS HOPKINS MEDICAL LABORATORIES		1	2	67%	3
VIRACOR		2	1	33%	3
UAB		2	1	33%	3
NEW YORK STATE ELR - LONG ISLAND JEWISH MED CTR		3			3
WOODHULL MEDICAL AND MENTAL HEALTH CTR		3			3
SPARROW CENTRAL LAB			2	100%	2
PATHLINE			2	100%	2
ST JOSEPH WOMENS HOSPITAL			2	100%	2
SCDHEC BUREAU OF LABORATORIES			2	100%	2
ST JOSEPHS CHILDRENS HOSPITAL OUTREACH			2	100%	2
WIMAUMA COMMUNITY HEALTH CENTER		1	1	50%	2
SOUTHEASTERN PEDIATRIC ASSOCIATES			2	100%	2
SOUTHEAST GEORGIA HEALTH SYSTEM			2	100%	2
SHARP MEMORIAL HOSPITAL MICROBIOLOGY DEPT			2	100%	2
WHOLE CHILD PEDIATRICS			2	100%	2
ST CHARLES HOSPITAL LABORATORY		2			2
PCB CLINIC			2	100%	2
ST PETERSBURG PEDIATRICS-EAST BAY			2	100%	2
ST. JOSEPH REGIONAL MEDICAL CENTER			2	100%	2
SARNO EXTENDED HOURS			2	100%	2
VIDANT MEDICAL CENTER			2	100%	2
PREMIER MEDICAL LABORATORY			2	100%	2
QUEST DIAGNOSTICS-OCALA-SE 3RD		2			2
UC CORAL GABLES			2	100%	2
VERMONT DEPARTMENT OF HEALTH LABORATORY		1	1	50%	2
QUEST DIAGNOSTICS-OCALA-SW HIGHWAY 200		2			2
VIRTUA MEMORIAL HOSPITAL BURLINGTON COUNTY			2	100%	2
TREASURE COAST COMMUNITY HEALTH			2	100%	2
TUFTS MEDICAL CENTER			2	100%	2
VIGILINT HEALTHCARE		1	1	50%	2
PREMIER LABORATORY SERVICES, LLC			2	100%	2
VAVA PARTNERS LLC		2			2
UT MEMPHIS UNIVERSITY HEALTH SERVICES			2	100%	2
UNIVERSITY OF MIAMI			2	100%	2
QUEST DIAGNOSTICS INCORPORATED			2	100%	2
URGENT CARE TCMA			2	100%	2
UNIVERSITY OF WASHINGTON MEDICAL CENTER			2	100%	2
UNIVERSITY OF MARYLAND MEDICAL CENTER			2	100%	2
UNIVERSITY HOSPITAL			2	100%	2
UK HEALTHCARE			2	100%	2
UNIVERSITY HOSPITAL OF BROOKLYN		2			2
PTC LABORATORIES			2	100%	2
UNIVERSITY OF KANSAS MEDICAL CENTER			2	100%	2
PIEDMONT HOSPITAL LAB			2	100%	2
SANFORD REGIONAL HOSPITAL WORTHINGTON		2			2
WALGREENS #6637		2			2
WALGREENS #07388		2			2

COVID-19: testing by laboratory

Data through Aug 28, 2020 verified as of Aug 29, 2020 at 09:25 AM

Data in this report are provisional and subject to change.

The numbers in the table below represent the number of Florida and non-Florida residents for whom test results were received by the Department of Health. A person can be tested by more than one laboratory and can have both positive and negative results. **Therefore, the sum of the numbers in each column will be larger than the total number of people tested.**

Reporting lab	Inconclusive	Negative	Positive	Percent positive	Total
WALGREENS #09353		2			2
SANFORD SOUTH UNIVERSITY		2			2
PHOSPHORUS DIAGNOSTICS			2	100%	2
SARASOTA MEMORIAL MEDICAL URGENT CARE CENTER			2	100%	2
PHYSICIANS IMMEDIATE CARE AURORA			2	100%	2
TALLAHASSEE MEMORIAL HEALTHCARE FAMILY MED RESIDENCY			2	100%	2
PHYSICIANS LABORATORY SERVICES			2	100%	2
WALGREENS #04834		2			2
THOMAS LANGLEY			2	100%	2
RICHMOND UNIVERSITY MEDICAL CENTER		1	1	50%	2
VRL EUROFINs			2	100%	2
TITUSVILLE/ADVENT CENTRA CARE			2	100%	2
VISITING PHYSICIANS ASSOCIATION LABORATORY		2			2
RIVERSIDE MEDICAL GROUP		1	1	50%	2
QUEENS HOSPITAL CENTER		2			2
RUSH UNIVERSITY MEDICAL CENTER LABORATORY			2	100%	2
THE UNIVERSITY OF VERMONT MEDICAL CENTER		2			2
WALGREENS # 03852		2			2
ROCKEFELLER UNIVERSITY CLINICAL GENOMICS LABORATOR		2			2
CAREWELL 301 - WARWICK			2	100%	2
LEGACY LABORATORY SERVICES			2	100%	2
CARL R DARNALL ARMY MEDICAL CENTER			2	100%	2
LEESBURG REGIONAL MEDICAL CENTER		1	1	50%	2
LINCOLN DIAGNOSTIC LAB		2			2
MAILBOX DIAGNOSTICS		1	1	50%	2
BROAD INSTITUTE CLINICAL SEQUENCING RESEARCH PLATFORM		1	1	50%	2
LOWELL GENERAL HOSPITAL			2	100%	2
FCHC (OB)-DARWIN SQUARE CTR.			2	100%	2
LABCORP - OHIO			2	100%	2
LABCORP - ORLANDO		1	1	50%	2
LABCORP - BRANDON		2			2
LABCORP - LEESBURG			2	100%	2
LABCORP - PALM BEACH GARDENS			2	100%	2
LABCORP PHOENIX			2	100%	2
LABCORP SOUTH CHARLESTON			2	100%	2
LABCORP - STUART		1	1	50%	2
CELERION			2	100%	2
YORK HOSPITAL - LABORATORY			2	100%	2
BAYFRONT MEDICAL			2	100%	2
MINUTECLINIC DIAGNOSTIC		1	1	50%	2
MEMORIAL SLOAN KETTERING CANCER CENTER		1	1	50%	2
MIDMICHIGAN MEDICAL CENTER			2	100%	2
MINUTECLINIC DIAGNOSTIC OF ILLINOIS		2			2
MONROE COUNTY HOSPITAL		2			2
NATIONWIDE LABORATORY SERVICES		1	1	50%	2
MINUTECLINIC DIAGNOSTIC OF RHODE ISLAND, LLC #590		2			2
MOLECULAR PATHOLOGY LABORATORY			2	100%	2

COVID-19: testing by laboratory

Data through Aug 28, 2020 verified as of Aug 29, 2020 at 09:25 AM

Data in this report are provisional and subject to change.

The numbers in the table below represent the number of Florida and non-Florida residents for whom test results were received by the Department of Health. A person can be tested by more than one laboratory and can have both positive and negative results. **Therefore, the sum of the numbers in each column will be larger than the total number of people tested.**

Reporting lab	Inconclusive	Negative	Positive	Percent positive	Total
BIRMINGHAM VAMC		1	1	50%	2
MEDICAL CENTER AT OCEAN REEF		1	1	50%	2
MAYO			2	100%	2
BLOUNT MEMORIAL HOSPITAL		2			2
BIO-TECH CLINICAL LABORATORIES			2	100%	2
MEDRITE			2	100%	2
MEMORIAL HERMANN CONSOLIDATED LABORATORY SERVICES			2	100%	2
BFT LAB			2	100%	2
BETH ISRAEL DEACONESS MEDICAL CENTER			2	100%	2
DYNACARE LABORATORIES			2	100%	2
GEORGIA DEPARTMENT OF PUBLIC HEALTH			2	100%	2
GALEN BAYLOR EXTENSION		2			2
GEISINGER MEDICAL CENTER		2			2
GRAND ST PAUL CVS		2			2
DEPARTMENT OF VETERANS AFFAIRS ORLANDO MEDICAL CENTER			2	100%	2
HEALTH FIRST IBM-UX			2	100%	2
GUTHRIE MEDICAL GROUP LABORATORIES		2			2
DMH STEINHATCHEE FAMILY MEDICINE			2	100%	2
FLORIDA CLINICAL LABORATORY INC			2	100%	2
FLORIDA HEALTH CARE PLANS			2	100%	2
EXECUTIVE MEDICAL SERVICES		2			2
EVERLYWELL		2			2
ERIE COUNTY MEDICAL CTR CLINICAL LABS		2			2
FLORIDA MEDICAL CLINIC PA		2			2
FORT SANDERS REGIONAL LABORATORY		2			2
ENGLEWOOD HOSPITAL AND MEDICAL CENTER			2	100%	2
EMORY UNIVERSITY HOSPITAL			2	100%	2
HELIX DIAGNOSTICS			2	100%	2
JOHN D. ARCHBOLD MEM. HOSPITAL			2	100%	2
JOHNSON CITY MEDICAL CENTER		1	1	50%	2
JACKSON LABORATORY OF GENOMIC MEDICINE		2			2
COLLIER COUNTY HEALTH DEPT.			2	100%	2
JRS LABORATORY			2	100%	2
KETTERING HEALTH			2	100%	2
LAB CORP PHOENIX			2	100%	2
COASTAL MEDICAL LAB			2	100%	2
Cleveland Clinic Weston			2	100%	2
CVS PHARMACY, INC DBA CVS/PHARMACY #10581		2			2
CONSOLIDATED LABORATORY SERVICES			2	100%	2
HOME ACCESS HEALTH			2	100%	2
CVS/PHARMACY #10373		2			2
CONEMAUGH MEMORIAL MEDICAL CENTER		2			2
COLORADO DEPARTMENT OF HEALTH LABORATORY SERVICES DIVISION			2	100%	2
IU HEALTH PATHOLOGY			2	100%	2
INTERNAL MEDICINE ASSOCIATES-DUNELLON			2	100%	2
COMPUNET CLINICAL LAB			2	100%	2
NOT INDICATED			2	100%	2

COVID-19: testing by laboratory

Data through Aug 28, 2020 verified as of Aug 29, 2020 at 09:25 AM

Data in this report are provisional and subject to change.

The numbers in the table below represent the number of Florida and non-Florida residents for whom test results were received by the Department of Health. A person can be tested by more than one laboratory and can have both positive and negative results. **Therefore, the sum of the numbers in each column will be larger than the total number of people tested.**

Reporting lab	Inconclusive	Negative	Positive	Percent positive	Total
NEW YORK STATE ELR - COLUMBIA MEMORIAL HOSPITAL LABORATORY		2			2
NOVADX		2			2
NOVANT HEALTH GOHEALTH URGENT CARE-HARRISBURG			2	100%	2
NEW YORK STATE ELR - ERIE COUNTY PUBLIC HEALTH CLINICAL		2			2
NEW YORK STATE ELR - BELLEVUE HOSPITAL CENTER DEPARTMENT		2			2
NORTH DAKOTA DEPT OF HEALTH MICROBIOLOGY			2	100%	2
ADVANCED MEDICAL CARE			2	100%	2
ONslow MEMORIAL HOSPITAL LABORATORY		2			2
ADVANCED URGENT CARE CENTER OF THE UPPER KEYS			2	100%	2
ANGEL KIDS PEDIATRICS-BARTRAM PARK		2			2
NEW YORK STATE ELR - NEW YORK PRESBYTERIAN-LOWER MANHATTAN		2			2
OMNI			2	100%	2
ARNOLD PALMER HOSPITAL LABORATORY			2	100%	2
NLC LABS			2	100%	2
OKLAHOMA STATE DEPARTMENT OF HEALTH-PUBLIC HEALTH LABORATORY			2	100%	2
OHIO STATE UNIVERSITY MEDICAL CENTER			2	100%	2
NEW YORK STATE ELR - GLENS FALLS HOSPITAL DEPARTMENT OF PATHOLOGY		2			2
ALABAMA DEPARTMENT OF PUBLIC HEALTH			2	100%	2
NEW YORK STATE ELR - LONG ISLAND JEWISH VALLEY STREAM		2			2
OHIO DEPARTMENT OF HEALTH LABORATORY		2			2
OMNICARE PHARMACY OF TEXAS 1		2			2
AMERICAN MEDICAL LABORATORIES			2	100%	2
MADISON COUNTY MEMORIAL HOSP		1	1	50%	2
ALTRU DIAGNOSTICS INC			2	100%	2
NEW YORK STATE DEPARTMENT OF HEALTH		1	1	50%	2
ACL LABORATORIES INDUSTRIAL TOXICOLOGY			2	100%	2
ALLIANCE LABS @LRMC			2	100%	2
ALVERNO CLINICAL LABORATORIES			2	100%	2
NEBRASKA MEDICAL CENTER			2	100%	2
NORTHWESTERN MEMORIAL HOSPITAL			2	100%	2
NEW YORK STATE ELR - AUBURN COMMUNITY HOSPITAL		2			2
NORTHERN LIGHT LABORATORY			2	100%	2
CVS UT2297068CV SALT LAKE CITY		1			1
CVS/PHARMACY #12000		1			1
CORE BIO LABS			1	100%	1
AFC PATRIOT URGENT CARE			1	100%	1
UNIVERSITY HOSPITALS OF CLEVELAND			1	100%	1
CQUENTIA NGS, LLC			1	100%	1
DALLAS MEDICAL CENTER			1	100%	1
UNIVERSITY OF BALTIMORE WASHINGTON MEDICAL CENTER			1	100%	1
ADVENTIST HINSDALE HOSPITAL LABORATORY			1	100%	1
DE TAR HOSPITAL			1	100%	1
CHP COVID-19 (TX)			1	100%	1
DACH MAIN LAB			1	100%	1
AMD			1	100%	1
UNIVERSITY LAB			1	100%	1
TRUMAN MEDICAL CENTER - HOSPITAL HILL			1	100%	1

COVID-19: testing by laboratory

Data through Aug 28, 2020 verified as of Aug 29, 2020 at 09:25 AM

Data in this report are provisional and subject to change.

The numbers in the table below represent the number of Florida and non-Florida residents for whom test results were received by the Department of Health. A person can be tested by more than one laboratory and can have both positive and negative results. **Therefore, the sum of the numbers in each column will be larger than the total number of people tested.**

Reporting lab	Inconclusive	Negative	Positive	Percent positive	Total
CITRUS PARK			1	100%	1
WEST VIRGINIA UNIVERSITY HOSPITALS			1	100%	1
UNITED CLINICAL LABORATORIES			1	100%	1
UNC HOSPITAL/MCLENDON CLINICAL LABORATORIES			1	100%	1
CLINICAL LABORATORY SERVICES			1	100%	1
COCOA BEACH/ADVENT CENTRA		1			1
ALLIANCE LABORATORY SERVICES			1	100%	1
ALABAMA REFERENCE LAB			1	100%	1
UNITED HEALTHCARE			1	100%	1
UNITED MEMORIAL MEDICAL CENTER			1	100%	1
AFFILIATED LABORATORIES INC			1	100%	1
UNITED LABORATORY SERVICE			1	100%	1
UF KANAPAHA LAB BEAKER		1			1
CONEY ISLAND HOSPITAL		1			1
AFFINITY URGENT CARE			1	100%	1
WEST KENDALL HOSPITAL			1	100%	1
CLIFTON-FINE HOSPITAL LABORATORY		1			1
CLEVELAND CLINIC OHIO LABORATORIES			1	100%	1
COMMONWEALTH OF MASSACHUSETTS			1	100%	1
DEKALB MEDICAL CENTER LABORATORY			1	100%	1
ELMHURST MEMORIAL HOSPITAL			1	100%	1
TEXAS DEPARTMENT OF STATE HEALTH SERVICES			1	100%	1
ELITE CARE			1	100%	1
TENNESSEE DOH - KNOXVILLE			1	100%	1
ADVANCED LABORATORY SERVICES			1	100%	1
TENNOVA HEALTHCARE - CLEVELAND			1	100%	1
EDGAR PRICE FAMILY & CHILDREN HEALTHCARE CENTER			1	100%	1
THE HEART HOSPITAL BAYLOR PLANO			1	100%	1
EDEN SPRINGS NURSING AND REHAB CENTER			1	100%	1
ADVANCED MEDICAL LABORATORIES (AML)			1	100%	1
EGL GENETICS DIAGNOSTICS			1	100%	1
THE CHILDREN'S HOSPITAL OF PHILADELPHIA		1			1
WYOMING PUBLIC HEALTH LAB			1	100%	1
EXPRESS GENE MOLECULAR DIAGNOSTICS LABORATORY			1	100%	1
TAMPA		1			1
EXCEL URGENT CARE OF NJ			1	100%	1
MARYLAND STATE DEPT OF HEALTH			1	100%	1
FALMOUTH BY THE SEA			1	100%	1
EXPRESS LAB LIVINGSTON			1	100%	1
ETHOS LABORATORIES		1			1
ESOTERIC LAB			1	100%	1
ACCESSLAB		1			1
ABSOLUTE HEALTH INTERNAL MED & PEDIATRICS			1	100%	1
ACCESS HEALTH CARE PHYSICIANS			1	100%	1
TAMPA GENERAL MEDICAL GROUP LABORATORY HEALTHPARK			1	100%	1
DOCS URGENT CARE			1	100%	1
DHEC - S.C PUBLIC HEALTH LAB			1	100%	1

COVID-19: testing by laboratory

Data through Aug 28, 2020 verified as of Aug 29, 2020 at 09:25 AM

Data in this report are provisional and subject to change.

The numbers in the table below represent the number of Florida and non-Florida residents for whom test results were received by the Department of Health. A person can be tested by more than one laboratory and can have both positive and negative results. **Therefore, the sum of the numbers in each column will be larger than the total number of people tested.**

Reporting lab	Inconclusive	Negative	Positive	Percent positive	Total
DERMDX, DIV OF AURORA DIAGNOSTICS/BERNHARDT LAB		1			1
DOCTOR'S WALK-IN CLINIC / QUEST DIAGNOSTICS			1	100%	1
TMH EC NORTHEAST LABORATORY			1	100%	1
ADVENTHEALTH CENTRA CARE - KID'S CARE			1	100%	1
DELAWARE DIAGNOSTICS LABS			1	100%	1
TRINITAS REGIONAL MEDICAL CENTER			1	100%	1
WILLIAM A HINTON STATE LABORATORY INSTITUTE			1	100%	1
WILMINGTON VA MEDICAL CENTER			1	100%	1
DEPARTMENT OF PATHOLOGY ROME MEMORIAL		1			1
DEPARTMENT OF HEALTH AND HUMAN SERVICES DIVISION OF BEHAVIORAL HEALTH		1			1
TITUSVILLE FAMILY PRACTICE			1	100%	1
THE WOLFF CENTER FOR CHILD & ADOLESCENT HEALTH			1	100%	1
DUKE HEALTH REGIONAL HOSPITAL			1	100%	1
DSI LABORATORIES-NAPLES-7TH			1	100%	1
ECLRS			1	100%	1
EAST TENNESSEE STATE UNIVERSITY		1			1
ADVANCED URGENT CARE OF MARATHON			1	100%	1
ADVENT HEALTH PRIMARY CARE AT OWASA			1	100%	1
DOCTOR'S IN-HOUSE LAB/COMMUNITY HEALTH CENTERS OF PINELLAS – JOHNNIE R			1	100%	1
TIMPANOGOS REGIONAL HOSPITAL			1	100%	1
DOTHAN PEDIATRIC CLINIC			1	100%	1
DOCTORS CLINICAL LABORATORY, INC			1	100%	1
TIEHH BIOTERRORISM RESPONSE LAB			1	100%	1
WALGREENS #19348		1			1
AVERA ST. MARY'S HOSPITAL			1	100%	1
AZALEA HEALTH			1	100%	1
VAULT MEDICAL SERVICES			1	100%	1
BIODORON LABORATORIES			1	100%	1
VELOCITY CARE			1	100%	1
BEAUMONT REFERENCE LABORATORY			1	100%	1
BEAUMONT HOSPITAL, GROSSE POINTE			1	100%	1
BEAUFORT MEMORIAL			1	100%	1
BERKSHIRE MEDICAL CENTER			1	100%	1
VETERANS OUTPATIENT CLINIC			1	100%	1
BELLIN HEALTH LAB			1	100%	1
VAULT HEALTH			1	100%	1
BOSTON MEDICAL CENTER			1	100%	1
VA OUTPATIENT CLINIC			1	100%	1
VAIL VALLEY MEDICAL CENTER			1	100%	1
BRANDON OUTREACH CLINIC			1	100%	1
ATHENS LIMESTONE HOSPITAL		1			1
VA OUT PATIENT CENTER			1	100%	1
AUSTIN REGIONAL CLINIC MICROBIOLOGY LAB			1	100%	1
BLOOD SYSTEMS LABORATORIES			1	100%	1
BIOMERIEUX			1	100%	1
VALLEY HOSPITAL MEDICAL CENTER		1			1
BMC/JACSONVILLE		1			1

COVID-19: testing by laboratory

Data through Aug 28, 2020 verified as of Aug 29, 2020 at 09:25 AM

Data in this report are provisional and subject to change.

The numbers in the table below represent the number of Florida and non-Florida residents for whom test results were received by the Department of Health. A person can be tested by more than one laboratory and can have both positive and negative results. **Therefore, the sum of the numbers in each column will be larger than the total number of people tested.**

Reporting lab	Inconclusive	Negative	Positive	Percent positive	Total
BLUEWATER TOXICOLOGY			1	100%	1
BAYSTATE MEDICAL CENTER			1	100%	1
BASCOM PALMER-MICRO LAB			1	100%	1
BARDMOOR LABORATORY			1	100%	1
BARBARA O'REILLY MD PA		1			1
BAYCARE MEDICAL GROUP			1	100%	1
BAYCARE ALLIANT HOSPITAL			1	100%	1
BAPTIST HEALTH MEDICAL CENTER			1	100%	1
WALGREENS #04417		1			1
BAPTIST HEALTH URGENT CARE AT KENDALL LAKES			1	100%	1
WALGREENS #06961		1			1
WALGREENS # 7308		1			1
WALGREENS #03136		1			1
BAPTIST HEALTH URGENT CARE AT UNIVERSITY CENTRE			1	100%	1
VIVEX/UMTB BIOMEDICAL			1	100%	1
VIRGINIA DEPT OF HEALTH OFFICE OF EPIDEMIOLOGY			1	100%	1
BAYLOR ESOTERIC AND MOLECULAR LAB			1	100%	1
BAYLOR COLLEGE OF MEDICINE			1	100%	1
BAYSHORE LABORATORY			1	100%	1
Viracor Eurofins			1	100%	1
BAYONET POINT HOSPITAL LAB			1	100%	1
BAYCARE OUTREACH LAB			1	100%	1
BAPTIST HEALTH EXPRESS CARE AT KEY BISCAYNE			1	100%	1
VITAE DIAGNOSTICS			1	100%	1
BAPTIST ER TOWN CTR			1	100%	1
WALGREENS #10275		1			1
BAYFRONT HEALTH DADE CITY			1	100%	1
VA HOSPITAL PATH & LAB			1	100%	1
CELEBRATION HOSPITAL			1	100%	1
UNK			1	100%	1
CEDARS-SINAI MEDICAL CENTER			1	100%	1
CFCH - FROSTPROOF			1	100%	1
CENTRA CARE KIDS WINTER PARK			1	100%	1
UNIVERSITY OF MISSOURI HEALTH CARE			1	100%	1
CAROMONT HEALTH			1	100%	1
CAROLINAS HEALTHCARE SYSTEM LAB			1	100%	1
UPMC NORTHWEST HOSPITAL			1	100%	1
CBC LAB			1	100%	1
UNKNOWN - MI			1	100%	1
CATHOLIC HEALTH SYSTEM DEPT LABORATORY		1			1
UNIVERSITY OF MIAMI HEPATOLOGY DIAGNOSTIC LABORATORY			1	100%	1
UNIVERSITY OF IOWA HOSPITALS & CLINICS			1	100%	1
CHATSWORTH ASSISTED LIVING COMMUNITY AT PGA NATIONAL			1	100%	1
CHARLOTTE CHD PORT CHARLOTTE		1			1
CHIEFLAND MEDICAL CENTER			1	100%	1
UNIVERSITY OF FLORIDA			1	100%	1
UNIVERSITY OF FLORIDA LAB-OUTPATIENT			1	100%	1

COVID-19: testing by laboratory

Data through Aug 28, 2020 verified as of Aug 29, 2020 at 09:25 AM

Data in this report are provisional and subject to change.

The numbers in the table below represent the number of Florida and non-Florida residents for whom test results were received by the Department of Health. A person can be tested by more than one laboratory and can have both positive and negative results. **Therefore, the sum of the numbers in each column will be larger than the total number of people tested.**

Reporting lab	Inconclusive	Negative	Positive	Percent positive	Total
WELLNOW URGENT CARE		1			1
CGH MEDICAL CENTER			1	100%	1
WELLINGTON WEST 100176			1	100%	1
WEST			1	100%	1
WALGREENS #05362		1			1
AMERICAN FAMILY CARE			1	100%	1
UPSON REGIONAL MEDICAL CENTER			1	100%	1
UT SOUTHWESTERN MEDICAL CENTER			1	100%	1
UTMB PATHOLOGY CLINICAL SERVICES LABORATORY			1	100%	1
ASCENSION ST. MICHAEL'S HOSPITAL LAB			1	100%	1
CAH ACQUISITION COMPANY 11 LLC			1	100%	1
UT AUSTIN UNIVERSITY HEALTH SERVICES			1	100%	1
BROOKSVILLE REGIONAL HOSPITAL			1	100%	1
VA GREATER LOS ANGELES HEALTH CARE SYSTEM			1	100%	1
BRANDON REGIONAL EMERGENCY CTR			1	100%	1
VA HOSPITAL			1	100%	1
UW HOSPITAL AND CLINICS			1	100%	1
BRISTOL REGINAL MEDICAL CENTER			1	100%	1
VA COMMUNITY CLINIC			1	100%	1
CALIFORNIA PUBLIC HEALTH LABORATORY			1	100%	1
APS-SUMMIT CARE PHARMACY, LLC DBA OMNICARE		1			1
URGENT CARE NEW SMYRNA BEACH			1	100%	1
WASHINGTON STATE DEPARTMENT OF HEALTH PUBLIC HEALTH LABORATORIES			1	100%	1
APPALACHIAN REGIONAL HEALTHCARE SYSTEM		1			1
URGENT CARE CLINIC OF LINCOLN			1	100%	1
CAREWELL JW - WORCESTER LNC			1	100%	1
Walker BaptistMedCtr			1	100%	1
US LABORATORIES			1	100%	1
ARKANSAS DEPARTMENT OF HEALTH			1	100%	1
WARD MEMORIAL HOSPITAL		1			1
URGENT CARE WEST CLINIC			1	100%	1
CARENOW URGENT CARE - LAKE MARY			1	100%	1
MERCY HEALTH—MUSKEGON		1			1
MERCY HEALTH LAB			1	100%	1
MERCY – NORTH IOWA			1	100%	1
MERITER LABORATORIES			1	100%	1
MIAMI BEACH URGENT CARE			1	100%	1
MHS LAB		1			1
MEYER PEDIATRICS			1	100%	1
MEDONE URGENT CARE			1	100%	1
MEDLABS DIAGNOSTICS		1			1
RAPID CITY RUGENT CARE			1	100%	1
MEDSTAR HARBOR HOSPITAL			1	100%	1
QUEST DIAGNOSTICS-WEST HILLS		1			1
MEMORIAL HEALTH UNIVERSITY MEDICAL CENTER			1	100%	1
MEDSTAR HEALTH URGENT CARE			1	100%	1
MONROE COUNTY HEALTH DEPARTMENT			1	100%	1

COVID-19: testing by laboratory

Data through Aug 28, 2020 verified as of Aug 29, 2020 at 09:25 AM

Data in this report are provisional and subject to change.

The numbers in the table below represent the number of Florida and non-Florida residents for whom test results were received by the Department of Health. A person can be tested by more than one laboratory and can have both positive and negative results. **Therefore, the sum of the numbers in each column will be larger than the total number of people tested.**

Reporting lab	Inconclusive	Negative	Positive	Percent positive	Total
MISSOURI DEPARTMENT OF HEALTH AND SENIOR SERVICES - STATE PH LAB		1			1
MINUTECLINIC DIAGNOSTICS MEDICAL GROUP		1			1
MONTANA DEPARTMENT OF PUBLIC HEALTH & HUMAN SERVICES			1	100%	1
MORTON PLANT			1	100%	1
QUEST - HOUSTON LAB			1	100%	1
MONTEFIORE NYACK HOSPITAL AFFILIATED LABORATORY		1			1
MILFORD REGIONAL HOSPITAL			1	100%	1
MID FLORIDA COMMUNITY SERVICES			1	100%	1
MID FLORIDA CLINICAL LABORATORY			1	100%	1
MINUTE CLINIC DIAGNOSTIC OF VIRGINIA		1			1
MINUTECLINIC DIAGNOSTIC OF TEXAS, LLC #2580		1			1
MINUTECLINIC DIAGNOSTIC OF TEXAS		1			1
QUEST DIAGNOSTICS INC		1			1
MARYLAND DEPARTMENT OF HEALTH AND MENTAL HYGIENE-LABORATORIES			1	100%	1
MARYLAND DEPARTMENT OF HEALTH AND MENTAL HYGIENE			1	100%	1
MARSHFIELD LABORATORIES			1	100%	1
ROBERT WOOD JOHNSON HOSPITAL			1	100%	1
RIDGEWOOD DIAGNOSTIC LABORATORY			1	100%	1
RIVERSIDE METHODIST HOSPITAL LAB			1	100%	1
RIVIERA BEACH HEALTH CENTER LAB			1	100%	1
MAGNOLIA ADULT, LLC			1	100%	1
SACRED HEART MEDICAL GROUP			1	100%	1
MADISON COUNTY HEALTH DEPARTMENT		1			1
MAGNOLIA PEDIATRICS			1	100%	1
MARION COUNTY HEALTH DEPARTMENT			1	100%	1
MARINA DEL REY HOSPITAL LAB			1	100%	1
MARCO ISLAND HOSPITAL INC D/B/A			1	100%	1
MDS PHARMA SERVICES		1			1
MD NOW URGENT CARE CENTER INC.			1	100%	1
REFERENCE LABORATORY			1	100%	1
MEDCOMP SCIENCES, LLC			1	100%	1
MEDICAL CLINIC OF HOUSTON			1	100%	1
MEDICAL CENTER ENTERPRISE			1	100%	1
MEDICAL ARTS LABORATORY			1	100%	1
RENOWN REGIONAL MEDICAL CENTER			1	100%	1
RHODE ISLAND DEPARTMENT OF HEALTH			1	100%	1
MC DIAGNOSTIC OF CONNECTICUT PC #459		1			1
REMISE OCCUPATIONAL HEALTH SOLUTIONS INC			1	100%	1
MD 365 MEDICAL CARE PLLC		1			1
MCH PHYSICIANS GROUP			1	100%	1
REGIONAL MEDICAL LABORATORY			1	100%	1
NOVANT HEALTH PRESBYTERIAN			1	100%	1
PHELPS HOSPITAL LABORATORY		1			1
NOT GIVEN			1	100%	1
OHIO DEPARTMENT OF HEALTH			1	100%	1
PENINSULA REGIONAL MED CTR LAB			1	100%	1
PENN MEDICINE PRINCETON MEDICAL CENTER		1			1

COVID-19: testing by laboratory

Data through Aug 28, 2020 verified as of Aug 29, 2020 at 09:25 AM

Data in this report are provisional and subject to change.

The numbers in the table below represent the number of Florida and non-Florida residents for whom test results were received by the Department of Health. A person can be tested by more than one laboratory and can have both positive and negative results. **Therefore, the sum of the numbers in each column will be larger than the total number of people tested.**

Reporting lab	Inconclusive	Negative	Positive	Percent positive	Total
PERDIDO URGENT CARE			1	100%	1
PINNACLE DIALYSIS		1			1
PLANT CITY PEDIATRICS		1			1
NORTHSIDE HOSPITAL DULUTH			1	100%	1
NORTHWELL HEALTH			1	100%	1
NORTON HEALTHCARE			1	100%	1
NORTHWEST FLORIDA CLINICAL LAB			1	100%	1
Northwell Lab			1	100%	1
PALM SPRINGS GENERAL HOSPITAL			1	100%	1
OSWEGO HOSPITAL LABORATORY		1			1
ORMC-ARDEN/EOI			1	100%	1
PARADIGM LABORATORIES			1	100%	1
PARROTT MEDICAL CLINIC			1	100%	1
PATHGROUP LABS, LLC			1	100%	1
PARKWAY REGIONAL MEDICAL CENTER LAB			1	100%	1
PEACHEALTH LABORATORIES		1			1
PEDIATRIC ASSOCIATES - JACKSONVILLE			1	100%	1
PEDIATRIC HEALTHCARE ALLIANCE			1	100%	1
OMNICARE PHARMACY OF TEXAS 1, LP		1			1
ORANGE COUNTY HEALTH DEPT			1	100%	1
PATIENTS FIRST LAKE ELLA MEDICAL CENTER		1			1
ONEIDA HEALTHCARE CENTER		1			1
PROGENESIS INC			1	100%	1
PROPATH			1	100%	1
PRORENATA LABS			1	100%	1
PRISMA HEALTH TUOMEY LABORATORY			1	100%	1
NEW YORK STATE ELR - MONTEFIORE MEDICAL CENTER LABORATORIES - WEILER			1	100%	1
NEW YORK STATE ELR - MERCY MEDICAL CENTER		1			1
PRIMEX CLINICAL LABORATORIES INC			1	100%	1
MUNSON MEDICAL CENTER			1	100%	1
Mt Sinai Aventura			1	100%	1
MPG JACKSONVILLE ATLANTIC BLVD		1			1
NAVAL BRANCH MEDICAL CLINIC			1	100%	1
NEW YORK CITY DEPARTMENT OF HEALTH			1	100%	1
NEW GEN LABS			1	100%	1
NDX-CORE LAB			1	100%	1
POMONA VALLEY COMMUNITY HOSPITAL			1	100%	1
PORT SAINT JOHN FAMILY PRACTICE			1	100%	1
PORT ST LUCIE REHABILITATION AND HEALTHCARE			1	100%	1
NORTH RIVER FAMILY HEALTH CENTER			1	100%	1
NORTHERN WESTCHESTER HOSPITAL LABORATORY		1			1
POINT OF CARE			1	100%	1
NORTH SHORE HEMATOLOGY-ONCOLOGY ASSOCIATES, PC		1			1
NORTH BROWARD MEDICAL CENTER			1	100%	1
NORDX			1	100%	1
NEW YORK STATE ELR - ST BARNABAS HOSPITAL		1			1
PRACTITIONERS IN MOTION			1	100%	1

COVID-19: testing by laboratory

Data through Aug 28, 2020 verified as of Aug 29, 2020 at 09:25 AM

Data in this report are provisional and subject to change.

The numbers in the table below represent the number of Florida and non-Florida residents for whom test results were received by the Department of Health. A person can be tested by more than one laboratory and can have both positive and negative results. **Therefore, the sum of the numbers in each column will be larger than the total number of people tested.**

Reporting lab	Inconclusive	Negative	Positive	Percent positive	Total
POUDRE VALLEY HOSPITAL			1	100%	1
NORTH CAROLINA STATE LABORATORY OF PUBLIC HEALTH, SPECTRUM LAB NETWORK			1	100%	1
PRACTICE MANAGEMENT OF AMERICA, INC.			1	100%	1
LUCID DIAGNOSTICS LABS			1	100%	1
GWINNETT MEDICAL CENTER			1	100%	1
ST VINCENT'S ST CLAIR HOSPITAL LABORATORY		1			1
GSM OCED Subsection			1	100%	1
HANCOCK REGIONAL HOSPITAL		1			1
HARMONY CLINIC			1	100%	1
HARLEM HOSPITAL CENTER		1			1
HARDIN MEMORIAL HOSPITAL - HEARTLAND PATHOLOGY CONSULTANTS			1	100%	1
GEORGE SAFRAN MD PC		1			1
ST. LUCIE COUNTY HEALTH DEPARTMENT		1			1
ST. LUKE'S HOSPITAL - BETHLEHEM CAMPUS		1			1
GEORGETOWN URGENT CARE			1	100%	1
GREENTREE MEDICAL CENTER			1	100%	1
GRAND VIEW HOSPITAL			1	100%	1
GIFFORD MEMORIAL HOSPITAL		1			1
ST FRANCIS			1	100%	1
HOUSTON HEALTH DEPARTMENT - BUREAU OF LABORATORY SERVICES			1	100%	1
HORIZON MEDICAL CENTER			1	100%	1
HYDE PARK MEDICAL CENTER		1			1
INDIAN RIVER CLINICAL LABORATORY, INC.		1			1
ILLINOIS DEPT OF PUBLIC HEALTH LABS			1	100%	1
IGENEX INC		1			1
ST LUKES HOSPITAL			1	100%	1
HAWAII DEPARTMENT OF HEALTH LAB			1	100%	1
HARTFORD HOSPITAL ANCILLARY LAB		1			1
HEALTH ALLIANCE			1	100%	1
HOLY NAME MEDICAL CENTER		1			1
HIGHLANDS CLINICAL LABORATORY			1	100%	1
HEALTH NETWORK LABORATORIES		1			1
FLORIDA DEPARTMENT OF HEALTH PALM BEACH COUNTY			1	100%	1
SUNRISE DIAGNOSTIC LABORATORY			1	100%	1
FLORIDA DEPARTMENT OF HEALTH IN MIAMI DADE COUNTY			1	100%	1
FLORIDA HOSPITAL ALTAMONTE			1	100%	1
FLORIDA HOSPITAL LAB			1	100%	1
FLORIDA HOSPITAL APOPKA			1	100%	1
SUNCOAST PATHOLOGY ASSOCIATES			1	100%	1
SYNERGENE LABORATORY			1	100%	1
FIRST CARE - MIDDLESBORO			1	100%	1
FHCP-ORANGE CITY			1	100%	1
FIT4LIFE MEDICAL CENTER			1	100%	1
SUNY AT STONY BROOK			1	100%	1
SUNY UPSTATE MEDICAL UNIVERSITY			1	100%	1
SV MOBILE HEALTH			1	100%	1
GENETIC ASSAYS INC			1	100%	1

COVID-19: testing by laboratory

Data through Aug 28, 2020 verified as of Aug 29, 2020 at 09:25 AM

Data in this report are provisional and subject to change.

The numbers in the table below represent the number of Florida and non-Florida residents for whom test results were received by the Department of Health. A person can be tested by more than one laboratory and can have both positive and negative results. **Therefore, the sum of the numbers in each column will be larger than the total number of people tested.**

Reporting lab	Inconclusive	Negative	Positive	Percent positive	Total
STANLY REGIONAL MEDICAL CENTER			1	100%	1
STARR COUNTY MEMORIAL HOSPITAL			1	100%	1
ST.ELIZABETH HEALTH CENTER	1				1
ST. MARY MEDICAL CENTER		1			1
GENOVA DIAGNOSTICS LABORATORY			1	100%	1
ST. VINCENT HOSPITAL			1	100%	1
STEWART ST ELIZABETH MEDICAL CENTER			1	100%	1
FLORIDA HOSPITAL WINTER GARDEN			1	100%	1
SUMMIT LABORATORY			1	100%	1
STEPHENS COUNTY HOSPITAL			1	100%	1
State Lab Unspecifd			1	100%	1
GAMMA HEALTHCARE, INC		1			1
GALVESTON COUNTY HEALTH DISTRICT			1	100%	1
LabCorp L#09258090 M#09258105			1	100%	1
SENTARA NORFOLK GENERAL HOSPITAL CENTRAL LAB			1	100%	1
LABCORP KANSAS CITY			1	100%	1
LABCORP LAFAYETTE		1			1
SCRIPPS CLINIC MEDICAL			1	100%	1
SEA LEVEL LABS			1	100%	1
LABCORP-CRYSTAL RIVER			1	100%	1
SIGNATURE CARE MIDLAND			1	100%	1
LABCORP - LADY LAKE			1	100%	1
SKIPPACK MEDICAL LAB			1	100%	1
SHARON REGIONAL MEDICAL CENTER			1	100%	1
SHAMRA MEDICAL LABORATORY			1	100%	1
SHANDS AT LAKE SHORE LAB			1	100%	1
LABCORP HOUSTON			1	100%	1
LEGACY ER & URGENT CARE - FRISCO WEST			1	100%	1
LEESBURG FAMILY MEDICINE		1			1
LATE HOURS URGENT CARE			1	100%	1
SANTA MONICA CA-UCLA MC			1	100%	1
LOYOLA UNIVERSITY MEDICAL CENTER LABORATORY			1	100%	1
Lourdes Hospital			1	100%	1
LIBERTY HEALTH CENTER			1	100%	1
SCIENTIA DIAGNOSTICS			1	100%	1
LAHEY CLINIC MEDICAL CENTER			1	100%	1
LABCORP-PORT ST.LUCIE		1			1
SCIENCE CARE			1	100%	1
LARGO MEDICAL CENTER INDIAN ROCKS			1	100%	1
LAKEWOOD RANCH ER 24/7			1	100%	1
LAKEVIEW REGIONAL HOSPITAL			1	100%	1
SOUTHWEST REGIONAL PCR LABORATORY			1	100%	1
IVAN, MAYA			1	100%	1
ISLAND COAST PEDIATRICS		1			1
SOUTHWEST FLORIDA DIVISION LAB			1	100%	1
JOHN D. ARCHBOLD MEMORIAL HOSPITAL			1	100%	1
JEFFERSON COUNTY HEALTH DEPARTMENT-MONTICELLO		1			1

COVID-19: testing by laboratory

Data through Aug 28, 2020 verified as of Aug 29, 2020 at 09:25 AM

Data in this report are provisional and subject to change.

The numbers in the table below represent the number of Florida and non-Florida residents for whom test results were received by the Department of Health. A person can be tested by more than one laboratory and can have both positive and negative results. **Therefore, the sum of the numbers in each column will be larger than the total number of people tested.**

Reporting lab	Inconclusive	Negative	Positive	Percent positive	Total
JACKSON MADISON CO. GEN. HOSPITAL			1	100%	1
INTERMOUNTAIN MEDICAL CENTER			1	100%	1
INSPIRIT SENIOR LIVING			1	100%	1
INNOVATIVE HEALTH DIAGNOSTIC OF CALIFORNIA			1	100%	1
SPRINGS MEDICAL LAB			1	100%	1
SPECTOR SCIENTIFIC LAB			1	100%	1
SPECTRUM LABORATORY			1	100%	1
SPRING HILL REGIONAL HOSPITAL			1	100%	1
SMITH KLINE			1	100%	1
SMITH NORTHVIEW HOSPITAL LAB			1	100%	1
SOFTLAB			1	100%	1
LABCORP - DAYTONA BEACH			1	100%	1
SKY RIDGE MEDICAL CENTER - MICRO			1	100%	1
LABCORP - JACKSONVILLE			1	100%	1
LABCORP - HOLLYWOOD			1	100%	1
SOUTH LAKE FAMILY HEALTH CENTER			1	100%	1
KANA MEDICAL			1	100%	1
JS HEALTHCARE			1	100%	1
KANSAS DEPARTMENT OF HEALTH			1	100%	1
KETTERING MEDICAL CENTER			1	100%	1
SONORA QUEST LABORATORIES			1	100%	1
KENTUCKY CABINET FOR HEALTH AND FAMILY SERVICES			1	100%	1
Total	35,667	5,431,783	794,867	13%	6,262,317