

# COVID-19: summary of persons monitored, persons tested, and cases

Data through Aug 27, 2020 verified as of Aug 28, 2020 at 09:25 AM

Data in this report are provisional and subject to change.

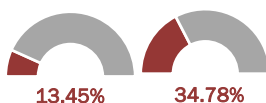
Monitored persons: people the Florida Department of Health was notified of for possible monitoring because they are a contact of a case, traveled from China, or were identified by the Centers for Disease Control and Prevention (CDC) as a part of a airline/ship contact investigation

|  |                |
|--|----------------|
| <b>Total reports</b>                           | <b>199,944</b> |
| Total persons of high, medium, or unknown risk | <b>196,284</b> |
| High/medium/unknown risk still being monitored | <b>13,502</b>  |

Persons tested: Includes PCR and antigen test results received by the Department of Health from the state public health laboratory (BPHL), as well as commercial and hospital laboratories

|                  | Florida residents | Non-Florida residents |
|------------------|-------------------|-----------------------|
| Total tested     | <b>4,535,184</b>  | <b>19,379</b>         |
| Positive         | <b>609,074</b>    | <b>6,732</b>          |
| Negative         | <b>3,919,246</b>  | <b>12,625</b>         |
| Inconclusive     | <b>6,864</b>      | <b>22</b>             |
| Awaiting testing | <b>3,418</b>      | <b>29</b>             |

Cumulative percent positivity (based on positive and negative results from March 1 - present)



Cases: people with positive PCR or antigen test result

|                                     |                |
|-------------------------------------|----------------|
| <b>Total cases</b>                  | <b>615,806</b> |
| Florida residents                   | <b>609,074</b> |
| Non-Florida residents               | <b>6,732</b>   |
| <b>Type of testing</b>              |                |
| Florida residents                   | <b>609,074</b> |
| Positive by BPHL/CDC                | <b>21,961</b>  |
| Positive by commercial/hospital lab | <b>587,113</b> |
| PCR positive                        | <b>600,982</b> |
| Antigen positive                    | <b>8,092</b>   |
| Non-Florida residents               | <b>6,732</b>   |
| Positive by BPHL/CDC                | <b>234</b>     |
| Positive by commercial/hospital lab | <b>6,498</b>   |
| PCR positive                        | <b>6,488</b>   |
| Antigen positive                    | <b>244</b>     |

## Characteristics

|                                |               |
|--------------------------------|---------------|
| Florida residents hospitalized | <b>38,029</b> |
| Florida resident deaths        | <b>10,957</b> |
| Non-Florida resident deaths    | <b>142</b>    |

Hospitalized counts include anyone who was hospitalized at some point during their illness. It does not reflect the number of people currently hospitalized.

More information on deaths identified through death certificate data is available on the National Center for Health Statistics website at [www.cdc.gov/nchs/nvss/vsrr/COVID19/index.htm](http://www.cdc.gov/nchs/nvss/vsrr/COVID19/index.htm).

## Risk factors for Florida residents

|  |                |
|--|----------------|
| Traveled                               | <b>4,688</b>   |
| Contact with a known case              | <b>201,593</b> |
| Traveled and contact with a known case | <b>4,930</b>   |
| Neither                                | <b>397,863</b> |
| No travel and no contact               | <b>72,137</b>  |
| Travel is unknown                      | <b>243,426</b> |
| Contact is unknown                     | <b>144,011</b> |
| Contact is pending                     | <b>165,475</b> |

Travel can be unknown and contact can be unknown or pending for the same case, these numbers will sum to more than the "neither" total.

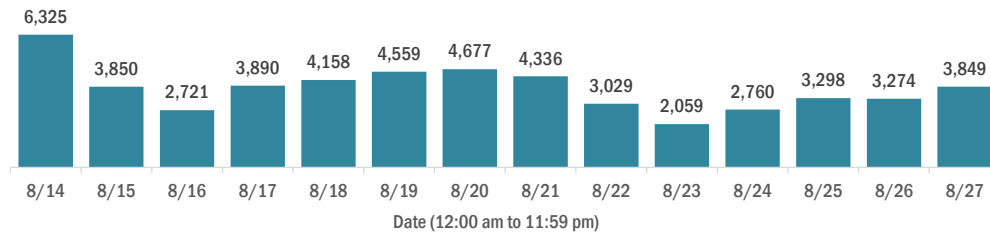
# COVID-19: cases and laboratory testing over time

Data through Aug 27, 2020 verified as of Aug 28, 2020 at 09:25 AM

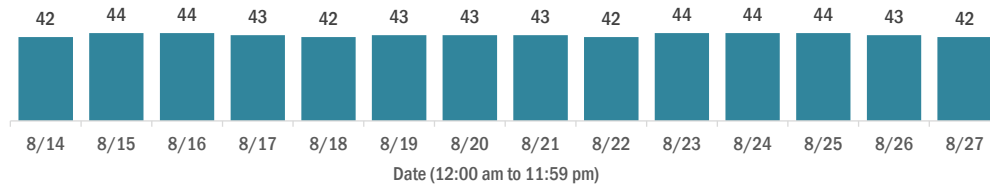
Data in this report are provisional and subject to change.

## Cases in Florida residents per day for the past 2 weeks

### Number of cases per day



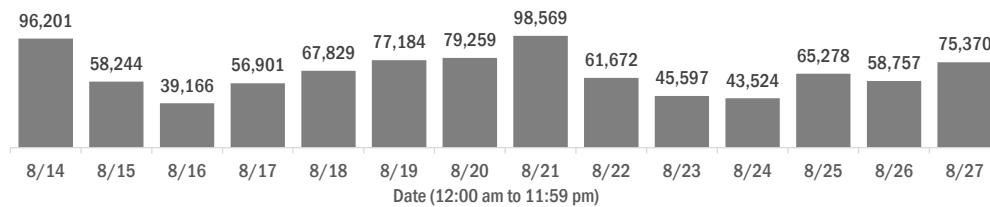
### Median age of cases by day



## Laboratory testing for Florida residents over the past 2 weeks

### Number of Florida residents tested per day

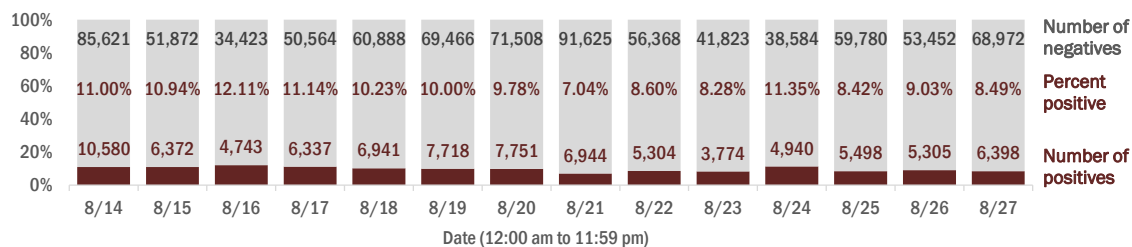
These counts include the number of people for whom the Department received PCR or antigen laboratory results by day. People tested on multiple days will be included for each day a new result was received. A person is only counted once for each day they are tested, regardless of whether multiple specimens are tested or multiple results are received.



### Number and percent of Florida residents with positive test results

The percent of positive results ranged from 7.04% to 12.11% over the past 2 weeks and was 8.49% yesterday.

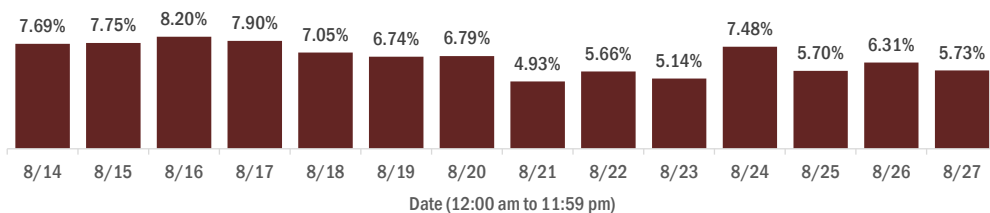
These counts include the number of people for whom the Department received PCR or antigen laboratory results by day. People tested on multiple days will be included for each day a new result was received. A person is only counted once for each day they are tested, regardless of whether multiple specimens are tested or multiple results are received. If a person has a positive specimen and a negative specimen in the same day, only the positive result is counted.



### Percent positivity for new cases in Florida residents

The percent of positive results ranged from 4.93% to 8.20% over the past 2 weeks and was 5.73% yesterday.

This percent is the number of people who test PCR- or antigen-positive for the first time divided by all the people tested that day, excluding people who have previously tested positive.



# COVID-19: characteristics of 609,074 Florida resident cases

Data through Aug 27, 2020 verified as of Aug 28, 2020 at 09:25 AM

Data in this report are provisional and subject to change.

| Age group    | Cases          |     | Hospitalizations |     | Deaths        |     |
|--------------|----------------|-----|------------------|-----|---------------|-----|
| 0-4 years    | 10,377         | 2%  | 242              | 1%  | 0             | 0%  |
| 5-14 years   | 25,098         | 4%  | 214              | 1%  | 4             | 0%  |
| 15-24 years  | 90,611         | 15% | 961              | 3%  | 27            | 0%  |
| 25-34 years  | 114,959        | 19% | 2,185            | 6%  | 72            | 1%  |
| 35-44 years  | 99,971         | 16% | 3,299            | 9%  | 208           | 2%  |
| 45-54 years  | 97,718         | 16% | 4,867            | 13% | 456           | 4%  |
| 55-64 years  | 79,735         | 13% | 6,751            | 18% | 1,178         | 11% |
| 65-74 years  | 46,317         | 8%  | 7,402            | 19% | 2,301         | 21% |
| 75-84 years  | 26,673         | 4%  | 6,955            | 18% | 3,179         | 29% |
| 85+ years    | 15,591         | 3%  | 5,147            | 14% | 3,532         | 32% |
| Unknown      | 2,024          | 0%  | 6                | 0%  | 0             | 0%  |
| <b>Total</b> | <b>609,074</b> |     | <b>38,029</b>    |     | <b>10,957</b> |     |

| Gender       | Cases          |     |
|--------------|----------------|-----|
| Female       | 311,213        | 51% |
| Male         | 293,688        | 48% |
| Unknown      | 4,173          | 1%  |
| <b>Total</b> | <b>609,074</b> |     |

| Ethnicity    | Cases          |     | Hospitalizations |     | Deaths        |     |
|--------------|----------------|-----|------------------|-----|---------------|-----|
| Hispanic     | 174,520        | 29% | 11,496           | 30% | 2,700         | 25% |
| Non-Hispanic | 230,137        | 38% | 24,060           | 63% | 7,170         | 65% |
| Unknown      | 204,417        | 34% | 2,473            | 7%  | 1,087         | 10% |
| <b>Total</b> | <b>609,074</b> |     | <b>38,029</b>    |     | <b>10,957</b> |     |

| Race and ethnicity | Cases          |     | Hospitalizations |     | Deaths        |     |
|--------------------|----------------|-----|------------------|-----|---------------|-----|
| White              | 257,509        | 42% | 22,768           | 60% | 7,341         | 67% |
| Hispanic           | 114,539        | 19% | 8,093            | 21% | 2,084         | 19% |
| Non-Hispanic       | 122,559        | 20% | 13,790           | 36% | 4,804         | 44% |
| Unknown            | 20,411         | 3%  | 885              | 2%  | 453           | 4%  |
| Black              | 94,981         | 16% | 9,207            | 24% | 2,140         | 20% |
| Hispanic           | 4,416          | 1%  | 395              | 1%  | 69            | 1%  |
| Non-Hispanic       | 80,958         | 13% | 8,509            | 22% | 1,974         | 18% |
| Unknown            | 9,607          | 2%  | 303              | 1%  | 97            | 1%  |
| Other race         | 78,077         | 13% | 4,584            | 12% | 917           | 8%  |
| Hispanic           | 39,861         | 7%  | 2,674            | 7%  | 455           | 4%  |
| Non-Hispanic       | 23,177         | 4%  | 1,635            | 4%  | 353           | 3%  |
| Unknown            | 15,039         | 2%  | 275              | 1%  | 109           | 1%  |
| Unknown race       | 178,507        | 29% | 1,470            | 4%  | 559           | 5%  |
| Hispanic           | 15,704         | 3%  | 334              | 1%  | 92            | 1%  |
| Non-Hispanic       | 3,443          | 1%  | 126              | 0%  | 39            | 0%  |
| Unknown            | 159,360        | 26% | 1,010            | 3%  | 428           | 4%  |
| <b>Total</b>       | <b>609,074</b> |     | <b>38,029</b>    |     | <b>10,957</b> |     |

**Hospitalization** counts include anyone who was hospitalized at some point during their illness. It does not reflect the number of people currently hospitalized. **Other race** includes any person with a race of American Indian/Alaskan native, Asian, native Hawaiian/Pacific Islander, or other.

# COVID-19: deaths in Florida residents and staff of long-term care facilities

Data through Aug 27, 2020 verified as of Aug 28, 2020 at 09:25 AM

Data in this report are provisional and subject to change.

For current cases in residents or staff of long-term care facilities, please visit: <https://floridahealthcovid19.gov/>

| County       | Deaths |     | County       | Deaths |    | County       | Deaths       |    |
|--------------|--------|-----|--------------|--------|----|--------------|--------------|----|
| Dade         | 694    | 15% | Indian River | 51     | 1% | Okeechobee   | 7            | 0% |
| Palm Beach   | 470    | 10% | Clay         | 44     | 1% | Calhoun      | 6            | 0% |
| Pinellas     | 450    | 10% | Suwannee     | 43     | 1% | Gilchrist    | 6            | 0% |
| Broward      | 352    | 8%  | Osceola      | 41     | 1% | Nassau       | 5            | 0% |
| Hillsborough | 255    | 6%  | Lake         | 39     | 1% | Jefferson    | 4            | 0% |
| Polk         | 230    | 5%  | Okaloosa     | 39     | 1% | Baker        | 3            | 0% |
| Lee          | 224    | 5%  | Hernando     | 32     | 1% | Lafayette    | 3            | 0% |
| Brevard      | 128    | 3%  | St. Johns    | 25     | 1% | Bradford     | 2            | 0% |
| St. Lucie    | 121    | 3%  | Hendry       | 19     | 0% | Hardee       | 2            | 0% |
| Manatee      | 120    | 3%  | Bay          | 18     | 0% | Holmes       | 2            | 0% |
| Sarasota     | 119    | 3%  | Highlands    | 18     | 0% | Desoto       | 1            | 0% |
| Seminole     | 116    | 3%  | Citrus       | 17     | 0% | Flagler      | 1            | 0% |
| Duval        | 106    | 2%  | Alachua      | 14     | 0% | Gulf         | 1            | 0% |
| Volusia      | 100    | 2%  | Walton       | 13     | 0% | Levy         | 1            | 0% |
| Escambia     | 88     | 2%  | Leon         | 12     | 0% | Monroe       | 1            | 0% |
| Orange       | 85     | 2%  | Putnam       | 12     | 0% | Taylor       | 1            | 0% |
| Pasco        | 84     | 2%  | Sumter       | 12     | 0% | <b>Total</b> | <b>4,620</b> |    |
| Collier      | 80     | 2%  | Washington   | 12     | 0% |              |              |    |
| Marion       | 75     | 2%  | Columbia     | 11     | 0% |              |              |    |
| Martin       | 71     | 2%  | Santa Rosa   | 10     | 0% |              |              |    |
| Charlotte    | 55     | 1%  | Madison      | 9      | 0% |              |              |    |
| Jackson      | 52     | 1%  | Gadsden      | 8      | 0% |              |              |    |

**Note:** cases are summarized by the county of usual residence. Residents and staff may be cases associated with facilities that are not in their county of usual residence, resulting in cases being included below for counties that do not have facilities with known cases.

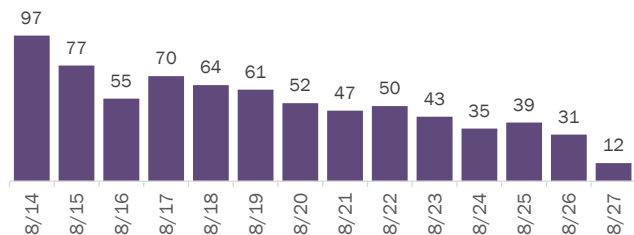
# COVID-19: cases in Florida residents who have died

Data through Aug 27, 2020 verified as of Aug 28, 2020 at 09:25 AM

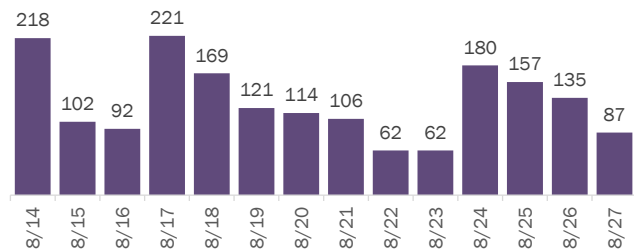
Data in this report are provisional and subject to change.

Demographics for all identified COVID-19 deaths: 10,957

Deaths by date of death



Deaths by date reported to the Department



Median age: 79 years

| Age group    | Deaths        | Cases          | Case fatality rate | Mortality rate per 100,000 population |
|--------------|---------------|----------------|--------------------|---------------------------------------|
| 0-4 years    | 0             | 10,377         | 0.0%               | 0.0                                   |
| 5-14 years   | 4             | 25,098         | 0.0%               | 0.2                                   |
| 15-24 years  | 27            | 90,611         | 0.0%               | 1.1                                   |
| 25-34 years  | 72            | 114,959        | 0.1%               | 2.5                                   |
| 35-44 years  | 208           | 99,971         | 0.2%               | 8.0                                   |
| 45-54 years  | 456           | 97,718         | 0.5%               | 16.4                                  |
| 55-64 years  | 1,178         | 79,735         | 1.5%               | 40.7                                  |
| 65-74 years  | 2,301         | 46,317         | 5.0%               | 94.8                                  |
| 75-84 years  | 3,179         | 26,673         | 11.9%              | 226.4                                 |
| 85+ years    | 3,532         | 15,591         | 22.7%              | 611.6                                 |
| Unknown      | 0             | 2,024          | 0.0%               |                                       |
| <b>Total</b> | <b>10,957</b> | <b>609,074</b> | <b>1.8%</b>        | <b>50.7</b>                           |

| Race         | Deaths        | Cases          | Case fatality rate | Mortality rate per 100,000 population |
|--------------|---------------|----------------|--------------------|---------------------------------------|
| White        | 7,341         | 257,509        | 2.9%               | 44.0                                  |
| Black        | 2,140         | 94,981         | 2.3%               | 58.5                                  |
| Other        | 917           | 78,077         | 1.2%               | 73.7                                  |
| Unknown      | 559           | 178,507        | 0.3%               |                                       |
| <b>Total</b> | <b>10,957</b> | <b>609,074</b> | <b>1.8%</b>        | <b>50.7</b>                           |

| Gender       | Deaths        | Cases          | Case fatality rate | Mortality rate per 100,000 population |
|--------------|---------------|----------------|--------------------|---------------------------------------|
| Female       | 4,877         | 311,213        | 1.6%               | 44.2                                  |
| Male         | 6,068         | 293,688        | 2.1%               | 57.5                                  |
| Unknown      | 12            | 4,173          | 0.3%               |                                       |
| <b>Total</b> | <b>10,957</b> | <b>609,074</b> | <b>1.8%</b>        | <b>50.7</b>                           |

| Ethnicity    | Deaths        | Cases          | Case fatality rate | Mortality rate per 100,000 population |
|--------------|---------------|----------------|--------------------|---------------------------------------|
| Hispanic     | 2,700         | 174,520        | 1.5%               | 47.5                                  |
| Non-Hispanic | 7,170         | 230,137        | 3.1%               | 45.0                                  |
| Unknown      | 1,087         | 204,417        | 0.5%               |                                       |
| <b>Total</b> | <b>10,957</b> | <b>609,074</b> | <b>1.8%</b>        | <b>50.7</b>                           |

Age group distribution for deaths reported since previous report, previous 2 weeks, and cumulatively

| 91 deaths reported since previous report |    | 1,826 deaths reported from Aug 14 - Aug 27 |     | 10,957 deaths reported cumulatively |       |
|--|----|--|-----|-------------------------------------|-------|
| 0-4 years                                | 0  | 0-4 years                                  | 0   | 0-4 years                           | 0     |
| 5-14 years                               | 0  | 5-14 years                                 | 1   | 5-14 years                          | 4     |
| 15-24 years                              | 0  | 15-24 years                                | 6   | 15-24 years                         | 27    |
| 25-34 years                              | 0  | 25-34 years                                | 10  | 25-34 years                         | 72    |
| 35-44 years                              | 1  | 35-44 years                                | 24  | 35-44 years                         | 208   |
| 45-54 years                              | 2  | 45-54 years                                | 66  | 45-54 years                         | 456   |
| 55-64 years                              | 7  | 55-64 years                                | 224 | 55-64 years                         | 1,178 |
| 65-74 years                              | 29 | 65-74 years                                | 415 | 65-74 years                         | 2,301 |
| 75-84 years                              | 24 | 75-84 years                                | 537 | 75-84 years                         | 3,179 |
| 85+ years                                | 28 | 85+ years                                  | 543 | 85+ years                           | 3,532 |
| Unknown                                  | 0  | Unknown                                    | 0   | Unknown                             | 0     |

# COVID-19: cases in Florida residents who have died

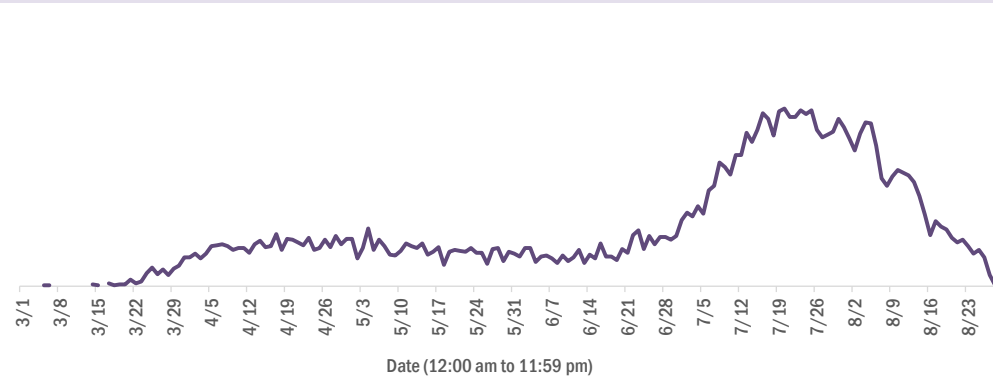
Data through Aug 27, 2020 verified as of Aug 28, 2020 at 09:25 AM

Data in this report are provisional and subject to change.

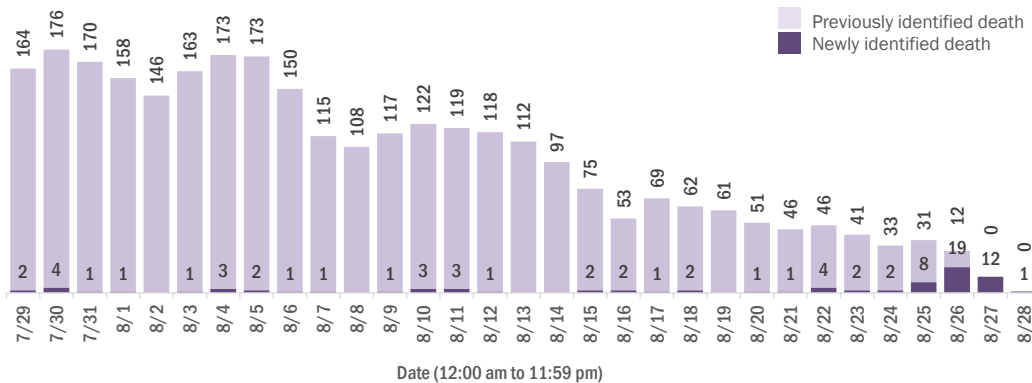
## Deaths In Florida residents by date of death

10,957 deaths reported cumulatively, 91 deaths reported since previous report

### March to present



### Past 30 days



# COVID-19: characteristics of 615,806 cases

Data through Aug 27, 2020 verified as of Aug 28, 2020 at 09:25 AM

Data in this report are provisional and subject to change.

Tables below include cases in Florida residents and non-Florida residents.

All 67 Florida counties have cases:

| County       | FL resident cases |                            | Non-FL resident cases | Total cases | FL resident deaths | FL death rate |
|--------------|-------------------|----------------------------|-----------------------|-------------|--------------------|---------------|
| Dade         | 154,216           | <div><div></div></div> 25% | 1,202                 | 155,418     | 2,372              | 1.5%          |
| Broward      | 69,951            | <div><div></div></div> 11% | 562                   | 70,513      | 1,175              | 1.7%          |
| Palm Beach   | 41,201            | <div><div></div></div> 7%  | 357                   | 41,558      | 1,099              | 2.7%          |
| Hillsborough | 36,417            | <div><div></div></div> 6%  | 157                   | 36,574      | 541                | 1.5%          |
| Orange       | 35,034            | <div><div></div></div> 6%  | 415                   | 35,449      | 370                | 1.1%          |
| Duval        | 25,897            | <div><div></div></div> 4%  | 272                   | 26,169      | 251                | 1.0%          |
| Pinellas     | 19,595            | <div><div></div></div> 3%  | 145                   | 19,740      | 645                | 3.3%          |
| Lee          | 18,170            | <div><div></div></div> 3%  | 291                   | 18,461      | 417                | 2.3%          |
| Polk         | 16,635            | <div><div></div></div> 3%  | 57                    | 16,692      | 429                | 2.6%          |
| Collier      | 11,413            | <div><div></div></div> 2%  | 104                   | 11,517      | 174                | 1.5%          |
| Escambia     | 10,071            | <div><div></div></div> 2%  | 995                   | 11,066      | 184                | 1.8%          |
| Osceola      | 10,902            | <div><div></div></div> 2%  | 86                    | 10,988      | 128                | 1.2%          |
| Manatee      | 10,231            | <div><div></div></div> 2%  | 109                   | 10,340      | 255                | 2.5%          |
| Volusia      | 9,111             | <div><div></div></div> 1%  | 63                    | 9,174       | 187                | 2.1%          |
| Marion       | 8,308             | <div><div></div></div> 1%  | 13                    | 8,321       | 169                | 2.0%          |
| Pasco        | 7,898             | <div><div></div></div> 1%  | 51                    | 7,949       | 173                | 2.2%          |
| Seminole     | 7,901             | <div><div></div></div> 1%  | 33                    | 7,934       | 172                | 2.2%          |
| Sarasota     | 7,075             | <div><div></div></div> 1%  | 61                    | 7,136       | 201                | 2.8%          |
| Brevard      | 7,110             | <div><div></div></div> 1%  | 22                    | 7,132       | 207                | 2.9%          |
| St. Lucie    | 6,870             | <div><div></div></div> 1%  | 26                    | 6,896       | 235                | 3.4%          |
| Lake         | 6,236             | <div><div></div></div> 1%  | 39                    | 6,275       | 103                | 1.7%          |
| Leon         | 6,001             | <div><div></div></div> 1%  | 144                   | 6,145       | 31                 | 0.5%          |
| Bay          | 5,234             | <div><div></div></div> 1%  | 81                    | 5,315       | 78                 | 1.5%          |
| Alachua      | 5,055             | <div><div></div></div> 1%  | 62                    | 5,117       | 31                 | 0.6%          |
| Santa Rosa   | 4,551             | <div><div></div></div> 1%  | 41                    | 4,592       | 55                 | 1.2%          |
| Martin       | 4,333             | <div><div></div></div> 1%  | 29                    | 4,362       | 114                | 2.6%          |
| St. Johns    | 4,203             | <div><div></div></div> 1%  | 60                    | 4,263       | 56                 | 1.3%          |
| Okaloosa     | 4,066             | <div><div></div></div> 1%  | 28                    | 4,094       | 76                 | 1.9%          |
| Clay         | 3,850             | <div><div></div></div> 1%  | 14                    | 3,864       | 75                 | 1.9%          |
| Columbia     | 3,302             | <div><div></div></div> 1%  | 14                    | 3,316       | 32                 | 1.0%          |
| Indian River | 2,793             | <div><div></div></div> 0%  | 18                    | 2,811       | 97                 | 3.5%          |
| Charlotte    | 2,616             | <div><div></div></div> 0%  | 6                     | 2,622       | 108                | 4.1%          |
| Hernando     | 2,499             | <div><div></div></div> 0%  | 17                    | 2,516       | 79                 | 3.2%          |
| Suwannee     | 2,389             | <div><div></div></div> 0%  | 17                    | 2,406       | 59                 | 2.5%          |
| Jackson      | 2,295             | <div><div></div></div> 0%  | 19                    | 2,314       | 65                 | 2.8%          |

| County       | FL resident cases |                           | Non-FL resident cases | Total cases    | FL resident deaths | FL death rate |
|--------------|-------------------|---------------------------|-----------------------|----------------|--------------------|---------------|
| Gadsden      | 2,260             | <div><div></div></div> 0% | 8                     | 2,268          | 31                 | 1.4%          |
| Citrus       | 2,048             | <div><div></div></div> 0% | 6                     | 2,054          | 55                 | 2.7%          |
| Hendry       | 1,955             | <div><div></div></div> 0% | 2                     | 1,957          | 39                 | 2.0%          |
| Sumter       | 1,810             | <div><div></div></div> 0% | 9                     | 1,819          | 48                 | 2.7%          |
| Highlands    | 1,788             | <div><div></div></div> 0% | 7                     | 1,795          | 62                 | 3.5%          |
| Putnam       | 1,755             | <div><div></div></div> 0% | 2                     | 1,757          | 36                 | 2.1%          |
| Monroe       | 1,685             | <div><div></div></div> 0% | 29                    | 1,714          | 16                 | 0.9%          |
| Walton       | 1,487             | <div><div></div></div> 0% | 135                   | 1,622          | 20                 | 1.3%          |
| Nassau       | 1,515             | <div><div></div></div> 0% | 105                   | 1,620          | 18                 | 1.2%          |
| Desoto       | 1,465             | <div><div></div></div> 0% | 3                     | 1,468          | 22                 | 1.5%          |
| Flagler      | 1,275             | <div><div></div></div> 0% | 13                    | 1,288          | 15                 | 1.2%          |
| Okeechobee   | 1,215             | <div><div></div></div> 0% | 4                     | 1,219          | 15                 | 1.2%          |
| Taylor       | 1,182             | <div><div></div></div> 0% | 3                     | 1,185          | 5                  | 0.4%          |
| Lafayette    | 1,184             | <div><div></div></div> 0% | 0                     | 1,184          | 7                  | 0.6%          |
| Baker        | 1,143             | <div><div></div></div> 0% | 0                     | 1,143          | 4                  | 0.3%          |
| Hardee       | 1,076             | <div><div></div></div> 0% | 7                     | 1,083          | 9                  | 0.8%          |
| Washington   | 987               | <div><div></div></div> 0% | 11                    | 998            | 15                 | 1.5%          |
| Unknown      | 246               | <div><div></div></div> 0% | 713                   | 959            | 0                  | 0.0%          |
| Levy         | 887               | <div><div></div></div> 0% | 4                     | 891            | 6                  | 0.7%          |
| Wakulla      | 874               | <div><div></div></div> 0% | 6                     | 880            | 7                  | 0.8%          |
| Madison      | 838               | <div><div></div></div> 0% | 14                    | 852            | 14                 | 1.7%          |
| Gulf         | 807               | <div><div></div></div> 0% | 11                    | 818            | 11                 | 1.4%          |
| Bradford     | 705               | <div><div></div></div> 0% | 0                     | 705            | 5                  | 0.7%          |
| Dixie        | 696               | <div><div></div></div> 0% | 1                     | 697            | 4                  | 0.6%          |
| Hamilton     | 687               | <div><div></div></div> 0% | 5                     | 692            | 4                  | 0.6%          |
| Holmes       | 605               | <div><div></div></div> 0% | 11                    | 616            | 5                  | 0.8%          |
| Union        | 569               | <div><div></div></div> 0% | 0                     | 569            | 5                  | 0.9%          |
| Calhoun      | 553               | <div><div></div></div> 0% | 1                     | 554            | 8                  | 1.4%          |
| Franklin     | 525               | <div><div></div></div> 0% | 4                     | 529            | 3                  | 0.6%          |
| Jefferson    | 488               | <div><div></div></div> 0% | 8                     | 496            | 6                  | 1.2%          |
| Glades       | 453               | <div><div></div></div> 0% | 0                     | 453            | 3                  | 0.7%          |
| Gilchrist    | 451               | <div><div></div></div> 0% | 0                     | 451            | 9                  | 2.0%          |
| Liberty      | 431               | <div><div></div></div> 0% | 0                     | 431            | 7                  | 1.6%          |
| <b>Total</b> | <b>609,074</b>    |                           | <b>6,732</b>          | <b>615,806</b> | <b>10,957</b>      | <b>1.8%</b>   |

# COVID-19: characteristics of 609,074 Florida resident cases

Data through Aug 27, 2020 verified as of Aug 28, 2020 at 09:25 AM

Data in this report are provisional and subject to change.

The table below includes the cities and counties of residence for cases in Florida residents based on the patient's ZIP Code. Note that city is not always received as part of the initial notification and may be missing while the case is being investigated.

| City and county             | Cases  |
|-----------------------------|--------|
| Miami, Dade                 | 91,499 |
| Orlando, Orange             | 26,326 |
| Jacksonville, Duval         | 24,160 |
| Hialeah, Dade               | 22,092 |
| Tampa, Hillsborough         | 21,847 |
| Fort Lauderdale, Broward    | 15,466 |
| Hollywood, Broward          | 13,310 |
| Homestead, Dade             | 10,386 |
| West Palm Beach, Palm Beach | 10,376 |
| Kissimmee, Osceola          | 8,773  |
| Naples, Collier             | 8,398  |
| Pompano Beach, Broward      | 8,154  |
| Pensacola, Escambia         | 8,088  |
| Saint Petersburg, Pinellas  | 8,002  |
| Fort Myers, Lee             | 7,527  |
| Bradenton, Manatee          | 6,993  |
| Ocala, Marion               | 6,562  |
| Tallahassee, Leon           | 5,809  |
| Lake Worth, Palm Beach      | 5,730  |
| Boca Raton, Palm Beach      | 5,649  |
| Lakeland, Polk              | 5,343  |
| Sarasota, Sarasota          | 5,117  |
| Miramar, Broward            | 4,490  |
| Cape Coral, Lee             | 4,254  |
| Gainesville, Alachua        | 4,068  |
| Port Saint Lucie, St. Lucie | 4,054  |
| Miami Gardens, Dade         | 3,936  |
| Clearwater, Pinellas        | 3,916  |
| Boynton Beach, Palm Beach   | 3,706  |
| Lehigh Acres, Lee           | 3,644  |
| Miami Beach, Dade           | 3,498  |
| Panama City, Bay            | 3,401  |
| Winter Haven, Polk          | 3,243  |
| Coral Springs, Broward      | 3,133  |
| Lake City, Columbia         | 3,132  |
| Delray Beach, Palm Beach    | 2,821  |
| Sunrise, Broward            | 2,586  |
| Davie, Broward              | 2,558  |
| Milton, Santa Rosa          | 2,506  |
| Fort Pierce, St. Lucie      | 2,482  |
| Brandon, Hillsborough       | 2,385  |
| Opa Locka, Dade             | 2,350  |
| Plant City, Hillsborough    | 2,339  |
| Missing, Broward            | 2,336  |
| Riverview, Hillsborough     | 2,333  |
| Saint Augustine, St. Johns  | 2,250  |
| Doral, Dade                 | 2,244  |
| Immokalee, Collier          | 2,240  |
| Apopka, Orange              | 2,239  |
| Melbourne, Brevard          | 2,112  |
| Largo, Pinellas             | 2,073  |
| Stuart, Martin              | 2,060  |
| North Miami Beach, Dade     | 2,031  |
| Daytona Beach, Volusia      | 2,027  |
| Live Oak, Suwannee          | 2,025  |
| Vero Beach, Indian River    | 1,980  |
| Plantation, Broward         | 1,970  |
| Sanford, Seminole           | 1,955  |



# COVID-19: characteristics of 609,074 Florida resident cases

Data through Aug 27, 2020 verified as of Aug 28, 2020 at 09:25 AM

Data in this report are provisional and subject to change.

The table below includes the cities and counties of residence for cases in Florida residents based on the patient's ZIP Code. Note that city is not always received as part of the initial notification and may be missing while the case is being investigated.

| City and county                | Cases |
|--------------------------------|-------|
| Tamarac, Broward               | 1,937 |
| Deerfield Beach, Broward       | 1,932 |
| Miami Lakes, Dade              | 1,886 |
| Jupiter, Palm Beach            | 1,839 |
| Saint Cloud, Osceola           | 1,815 |
| Orange Park, Clay              | 1,767 |
| New Port Richey, Pasco         | 1,749 |
| Deltona, Volusia               | 1,669 |
| Coral Gables, Dade             | 1,654 |
| Clermont, Lake                 | 1,595 |
| Weston, Broward                | 1,586 |
| Margate, Broward               | 1,578 |
| Palm Bay, Brevard              | 1,530 |
| Lake Worth Beach, Palm Beach   | 1,524 |
| Palmetto, Manatee              | 1,520 |
| Deland, Volusia                | 1,459 |
| Fort Walton Beach, Okaloosa    | 1,441 |
| North Lauderdale, Broward      | 1,387 |
| Missing, Dade                  | 1,385 |
| Coconut Creek, Broward         | 1,378 |
| Spring Hill, Hernando          | 1,341 |
| Port Charlotte, Charlotte      | 1,339 |
| Cutler Ridge, Dade             | 1,339 |
| Palm Beach Gardens, Palm Beach | 1,337 |
| Hallandale, Broward            | 1,335 |
| Haines City, Polk              | 1,319 |
| Altamonte Springs, Seminole    | 1,298 |
| Davenport, Polk                | 1,297 |
| Arcadia, Desoto                | 1,292 |
| Winter Garden, Orange          | 1,274 |
| Winter Park, Orange            | 1,248 |
| Ocoee, Orange                  | 1,246 |
| Oviedo, Seminole               | 1,208 |
| Bonita Springs, Lee            | 1,190 |
| Mayo, Lafayette                | 1,154 |
| Okeechobee, Okeechobee         | 1,147 |
| North Miami, Dade              | 1,135 |
| Quincy, Gadsden                | 1,127 |
| Royal Palm Beach, Palm Beach   | 1,120 |
| Land O Lakes, Pasco            | 1,112 |
| Wellington, Palm Beach         | 1,111 |
| Wesley Chapel, Pasco           | 1,108 |
| Palm Harbor, Pinellas          | 1,098 |
| Oakland Park, Broward          | 1,084 |
| Perry, Taylor                  | 1,080 |
| Ruskin, Hillsborough           | 1,050 |
| Clewiston, Hendry              | 1,024 |
| Pinellas Park, Pinellas        | 1,013 |
| Valrico, Hillsborough          | 996   |
| Punta Gorda, Charlotte         | 991   |
| Leesburg, Lake                 | 982   |
| Lutz, Hillsborough             | 976   |
| Palm Coast, Flagler            | 966   |
| Indiantown, Martin             | 946   |
| Pembroke Pines, Broward        | 939   |
| Longwood, Seminole             | 933   |
| Seminole, Pinellas             | 918   |
| Belle Glade, Palm Beach        | 913   |
| Century, Escambia              | 908   |

# COVID-19: characteristics of 609,074 Florida resident cases

Data through Aug 27, 2020 verified as of Aug 28, 2020 at 09:25 AM

Data in this report are provisional and subject to change.

The table below includes the cities and counties of residence for cases in Florida residents based on the patient's ZIP Code. Note that city is not always received as part of the initial notification and may be missing while the case is being investigated.

| City and county                | Cases |
|--------------------------------|-------|
| Missing, Palm Beach            | 902   |
| Wimauma, Hillsborough          | 860   |
| North Port, Sarasota           | 855   |
| Middleburg, Clay               | 853   |
| Brooksville, Hernando          | 853   |
| Palatka, Putnam                | 840   |
| Florida City, Dade             | 838   |
| Crestview, Okaloosa            | 835   |
| Lynn Haven, Bay                | 815   |
| Ormond Beach, Volusia          | 805   |
| Casselberry, Seminole          | 804   |
| Bartow, Polk                   | 794   |
| Carol City, Dade               | 787   |
| Windermere, Orange             | 785   |
| Key West, Monroe               | 781   |
| Cantonment, Escambia           | 769   |
| Cocoa, Brevard                 | 769   |
| Chipley, Washington            | 766   |
| Sebring, Highlands             | 764   |
| Kissimmee, Polk                | 754   |
| Graceville, Jackson            | 753   |
| Jacksonville Beach, Duval      | 750   |
| Auburndale, Polk               | 750   |
| Crawfordville, Wakulla         | 717   |
| Lake Mary, Seminole            | 705   |
| North Fort Myers, Lee          | 694   |
| Dade City, Pasco               | 694   |
| Crossings, Dade                | 693   |
| Tavares, Lake                  | 689   |
| Zephyrhills, Pasco             | 682   |
| Hudson, Pasco                  | 670   |
| Aventura, Dade                 | 663   |
| Gulf Breeze, Santa Rosa        | 662   |
| Port Orange, Volusia           | 661   |
| Panama City Beach, Bay         | 660   |
| Lake Wales, Polk               | 658   |
| Sanderson, Baker               | 634   |
| Port Richey, Pasco             | 631   |
| Labelle, Hendry                | 625   |
| Loxahatchee, Palm Beach        | 617   |
| Marianna, Jackson              | 612   |
| Venice, Sarasota               | 603   |
| Tarpon Springs, Pinellas       | 592   |
| Winter Springs, Seminole       | 590   |
| Riviera Beach, Palm Beach      | 589   |
| Seffner, Hillsborough          | 572   |
| Mulberry, Polk                 | 567   |
| Fernandina Beach, Nassau       | 564   |
| Cooper City, Broward           | 561   |
| Navarre, Santa Rosa            | 561   |
| Sarasota, Manatee              | 555   |
| Saint Johns, St. Johns         | 546   |
| Avon Park, Highlands           | 545   |
| Starke, Bradford               | 542   |
| Orange City, Volusia           | 542   |
| Maitland, Orange               | 541   |
| Destin, Okaloosa               | 536   |
| Merritt Island, Brevard        | 531   |
| Everglades National Park, Dade | 529   |

# COVID-19: characteristics of 609,074 Florida resident cases

Data through Aug 27, 2020 verified as of Aug 28, 2020 at 09:25 AM

Data in this report are provisional and subject to change.

The table below includes the cities and counties of residence for cases in Florida residents based on the patient's ZIP Code. Note that city is not always received as part of the initial notification and may be missing while the case is being investigated.

| City and county               | Cases |
|-------------------------------|-------|
| South Bay, Palm Beach         | 526   |
| Eustis, Lake                  | 523   |
| Holiday, Pasco                | 521   |
| Ponte Vedra Beach, St. Johns  | 518   |
| Defuniak Springs, Walton      | 507   |
| Santa Rosa Beach, Walton      | 507   |
| Palm City, Martin             | 500   |
| Madison, Madison              | 498   |
| Missing, Collier              | 496   |
| Inverness, Citrus             | 495   |
| The Villages, Sumter          | 493   |
| Green Cove Springs, Clay      | 491   |
| Wauchula, Hardee              | 489   |
| Niceville, Okaloosa           | 485   |
| Dunedin, Pinellas             | 482   |
| Fleming Island, Clay          | 479   |
| Dover, Hillsborough           | 476   |
| Titusville, Brevard           | 475   |
| Dania, Broward                | 473   |
| Key Biscayne, Dade            | 463   |
| Jasper, Hamilton              | 462   |
| Wewahitchka, Gulf             | 460   |
| New Smyrna Beach, Volusia     | 458   |
| Coconut Grove, Dade           | 458   |
| Gibsonton, Hillsborough       | 457   |
| Parrish, Manatee              | 454   |
| Mount Dora, Lake              | 452   |
| Bonifay, Holmes               | 452   |
| Havana, Gadsden               | 448   |
| Groveland, Lake               | 446   |
| Lake Butler, Union            | 439   |
| Lantana, Palm Beach           | 439   |
| Pahokee, Palm Beach           | 438   |
| Missing, Hillsborough         | 436   |
| Rockledge, Brevard            | 435   |
| Monticello, Jefferson         | 433   |
| Estero, Lee                   | 431   |
| Parkland, Broward             | 426   |
| Biscayne Park, Dade           | 424   |
| El Portal, Dade               | 423   |
| Moore Haven, Glades           | 420   |
| Missing, Orange               | 417   |
| Missing, Duval                | 416   |
| Cross City, Dixie             | 413   |
| Odessa, Hillsborough          | 400   |
| South Miami, Dade             | 396   |
| Hobe Sound, Martin            | 396   |
| Fellsmere, Indian River       | 390   |
| Pinecrest, Dade               | 383   |
| Lauderdale Lakes, Broward     | 382   |
| Crescent City, Putnam         | 376   |
| Blountstown, Calhoun          | 357   |
| Carrabelle, Franklin          | 354   |
| Pace, Santa Rosa              | 354   |
| Palm Springs, Palm Beach      | 353   |
| Debary, Volusia               | 353   |
| Sun City Center, Hillsborough | 352   |
| Atlantic Beach, Duval         | 350   |
| Bristol, Liberty              | 349   |

# COVID-19: characteristics of 609,074 Florida resident cases

Data through Aug 27, 2020 verified as of Aug 28, 2020 at 09:25 AM

Data in this report are provisional and subject to change.

The table below includes the cities and counties of residence for cases in Florida residents based on the patient's ZIP Code. Note that city is not always received as part of the initial notification and may be missing while the case is being investigated.

| City and county              | Cases |
|------------------------------|-------|
| Oldsmar, Pinellas            | 346   |
| Polk City, Polk              | 344   |
| Coral, Dade                  | 340   |
| Wildwood, Sumter             | 338   |
| Lauderhill, Broward          | 336   |
| Lithia, Hillsborough         | 334   |
| North Palm Beach, Palm Beach | 332   |
| Summerfield, Marion          | 332   |
| Missing, Pasco               | 330   |
| Alachua, Alachua             | 329   |
| Missing, Santa Rosa          | 321   |
| Missing, St. Lucie           | 319   |
| Frostproof, Polk             | 313   |
| Apollo Beach, Hillsborough   | 311   |
| South Miami Heights, Dade    | 310   |
| Missing, Polk                | 310   |
| Macclenny, Baker             | 309   |
| Uleta, Dade                  | 307   |
| Bellevue, Marion             | 305   |
| Missing, St. Johns           | 303   |
| Yulee, Nassau                | 302   |
| Chattahoochee, Gadsden       | 300   |
| Crystal River, Citrus        | 294   |
| Williston, Levy              | 291   |
| Ellenton, Manatee            | 286   |
| Lake Placid, Highlands       | 284   |
| Wilton Manors, Broward       | 276   |
| Coleman, Sumter              | 275   |
| Sebastian, Indian River      | 274   |
| Dunnellon, Marion            | 270   |
| Trenton, Gilchrist           | 269   |
| Safety Harbor, Pinellas      | 269   |
| Bushnell, Sumter             | 268   |
| Fort Meade, Polk             | 267   |
| Ponte Vedra, St. Johns       | 266   |
| Bowling Green, Hardee        | 263   |
| Missing, Hendry              | 262   |
| Callahan, Nassau             | 258   |
| Homosassa, Citrus            | 256   |
| Sneads, Jackson              | 243   |
| Port Saint Joe, Gulf         | 241   |
| Key Largo, Monroe            | 240   |
| Lady Lake, Lake              | 239   |
| Chiefland, Levy              | 239   |
| Jensen Beach, Martin         | 237   |
| Old Town, Dixie              | 237   |
| Missing, Citrus              | 232   |
| Newberry, Alachua            | 230   |
| Missing, Volusia             | 226   |
| Malone, Jackson              | 224   |
| Kendall, Dade                | 219   |
| Mary Esther, Okaloosa        | 215   |
| Hilliard, Nassau             | 213   |
| Edgewater, Volusia           | 207   |
| Palmetto Bay, Dade           | 205   |
| Missing, Marion              | 202   |
| Mascotte, Lake               | 201   |
| Olympia Heights, Dade        | 201   |
| Shalimar, Okaloosa           | 199   |

# COVID-19: characteristics of 609,074 Florida resident cases

Data through Aug 27, 2020 verified as of Aug 28, 2020 at 09:25 AM

Data in this report are provisional and subject to change.

The table below includes the cities and counties of residence for cases in Florida residents based on the patient's ZIP Code. Note that city is not always received as part of the initial notification and may be missing while the case is being investigated.

| City and county            | Cases |
|----------------------------|-------|
| Missing, Hernando          | 198   |
| Lake Alfred, Polk          | 195   |
| Lecanto, Citrus            | 192   |
| Freeport, Walton           | 192   |
| Missing, Hardee            | 192   |
| Southwest Ranches, Broward | 191   |
| Missing, Osceola           | 189   |
| Missing, Madison           | 188   |
| Thonotosassa, Hillsborough | 187   |
| Missing, Brevard           | 185   |
| Sweetwater, Dade           | 183   |
| Beverly Hills, Citrus      | 181   |
| Minneola, Lake             | 178   |
| Missing, Highlands         | 178   |
| Marathon, Monroe           | 175   |
| Jacksonville, St. Johns    | 173   |
| Marco Island, Collier      | 171   |
| Bronson, Levy              | 171   |
| Spring Hill, Pasco         | 166   |
| Missing, Seminole          | 164   |
| Satellite Beach, Brevard   | 164   |
| West Melbourne, Brevard    | 160   |
| Citra, Marion              | 159   |
| Missing, Monroe            | 156   |
| Fisher Island, Dade        | 155   |
| Myakka City, Manatee       | 154   |
| Pierson, Volusia           | 154   |
| Cocoa Beach, Brevard       | 153   |
| Missing, Sarasota          | 153   |
| Neptune Beach, Duval       | 153   |
| Missing, Martin            | 152   |
| Fort White, Columbia       | 150   |
| Midway, Gadsden            | 149   |
| Nokomis, Sarasota          | 149   |
| Sorrento, Lake             | 148   |
| Missing, Desoto            | 148   |
| Dunnellon, Citrus          | 143   |
| Clearwater Beach, Pinellas | 143   |
| Keystone Heights, Clay     | 142   |
| Belle Isle, Orange         | 142   |
| Lake Park, Palm Beach      | 142   |
| Jennings, Hamilton         | 137   |
| De Leon Springs, Volusia   | 137   |
| Missing, Nassau            | 137   |
| Oakland, Orange            | 137   |
| Englewood, Charlotte       | 137   |
| Missing, Pinellas          | 136   |
| Missing, Indian River      | 135   |
| Gulfport, Pinellas         | 132   |
| Fruitland Park, Lake       | 131   |
| Miramar Beach, Walton      | 130   |
| Bell, Gilchrist            | 130   |
| Medley, Dade               | 129   |
| Molino, Escambia           | 128   |
| Jay, Santa Rosa            | 128   |
| Umatilla, Lake             | 128   |
| High Springs, Alachua      | 127   |
| Glen Saint Mary, Baker     | 125   |
| Tavernier, Monroe          | 125   |

# COVID-19: characteristics of 609,074 Florida resident cases

Data through Aug 27, 2020 verified as of Aug 28, 2020 at 09:25 AM

Data in this report are provisional and subject to change.

The table below includes the cities and counties of residence for cases in Florida residents based on the patient's ZIP Code. Note that city is not always received as part of the initial notification and may be missing while the case is being investigated.

| City and county          | Cases |
|--------------------------|-------|
| Holly Hill, Volusia      | 123   |
| Missing, Unknown         | 123   |
| Hernando, Citrus         | 121   |
| Indialantic, Brevard     | 119   |
| Cottondale, Jackson      | 119   |
| Kenneth City, Pinellas   | 118   |
| Palm Beach, Palm Beach   | 118   |
| Golden Beach, Dade       | 117   |
| Bunnell, Flagler         | 117   |
| Zolfo Springs, Hardee    | 115   |
| Alva, Lee                | 113   |
| Missing, Okaloosa        | 112   |
| Silver Springs, Marion   | 112   |
| Missing, Lake            | 110   |
| Branford, Suwannee       | 109   |
| Gretna, Gadsden          | 109   |
| Missing, Clay            | 107   |
| Oxford, Sumter           | 107   |
| East Palatka, Putnam     | 107   |
| Youngstown, Bay          | 106   |
| Englewood, Sarasota      | 106   |
| Missing, Gulf            | 103   |
| South Daytona, Volusia   | 101   |
| Tequesta, Palm Beach     | 100   |
| Trinity, Pasco           | 100   |
| Edgewood, Orange         | 99    |
| Missing, Wakulla         | 99    |
| Montverde, Lake          | 98    |
| Missing, Leon            | 96    |
| Missing, Gadsden         | 96    |
| Missing, Flagler         | 95    |
| Missing, Jackson         | 95    |
| Flagler Beach, Flagler   | 94    |
| Weeki Wachee, Hernando   | 93    |
| Eagle Lake, Polk         | 92    |
| Missing, Levy            | 92    |
| South Pasadena, Pinellas | 91    |
| Altha, Calhoun           | 90    |
| Ocklawaha, Marion        | 89    |
| Archer, Alachua          | 88    |
| Gotha, Orange            | 87    |
| Hawthorne, Alachua       | 87    |
| Greenwood, Jackson       | 87    |
| Baker, Okaloosa          | 87    |
| Rotunda West, Charlotte  | 86    |
| Missing, Washington      | 85    |
| Haverhill, Palm Beach    | 85    |
| White Springs, Hamilton  | 84    |
| Interlachen, Putnam      | 83    |
| Dundee, Polk             | 82    |
| Chuluota, Seminole       | 82    |
| Cape Canaveral, Brevard  | 81    |
| Apalachicola, Franklin   | 81    |
| Raiford, Union           | 81    |
| O'Brien, Suwannee        | 80    |
| Mims, Brevard            | 80    |
| Fort Myers Beach, Lee    | 80    |
| Missing, Manatee         | 78    |
| Webster, Sumter          | 77    |

# COVID-19: characteristics of 609,074 Florida resident cases

Data through Aug 27, 2020 verified as of Aug 28, 2020 at 09:25 AM

Data in this report are provisional and subject to change.

The table below includes the cities and counties of residence for cases in Florida residents based on the patient's ZIP Code. Note that city is not always received as part of the initial notification and may be missing while the case is being investigated.

| City and county                | Cases |
|--------------------------------|-------|
| Floral City, Citrus            | 77    |
| Geneva, Seminole               | 77    |
| Zellwood, Orange               | 77    |
| Satsuma, Putnam                | 76    |
| Vernon, Washington             | 75    |
| Osprey, Sarasota               | 75    |
| Southport, Bay                 | 75    |
| Greenville, Madison            | 74    |
| Lake Panasoffkee, Sumter       | 74    |
| Missing, Baker                 | 73    |
| Pomona Park, Putnam            | 73    |
| Hastings, St. Johns            | 72    |
| Lawtey, Bradford               | 71    |
| Melbourne Beach, Brevard       | 70    |
| Ave Maria, Collier             | 70    |
| Missing, Calhoun               | 67    |
| Missing, Escambia              | 67    |
| Grand Island, Lake             | 67    |
| Hiawassee, Orange              | 66    |
| Avon Park, Polk                | 66    |
| Reddick, Marion                | 66    |
| Bay Harbor Islands, Dade       | 65    |
| Missing, Okeechobee            | 65    |
| Mcdavid, Escambia              | 63    |
| Missing, Sumter                | 63    |
| Indian Rocks Beach, Pinellas   | 62    |
| West Miami, Dade               | 62    |
| Grand Ridge, Jackson           | 61    |
| Missing, Walton                | 60    |
| Florida State University, Leon | 59    |
| Fountain, Bay                  | 59    |
| Melrose, Putnam                | 59    |
| Lee, Madison                   | 59    |
| San Antonio, Pasco             | 58    |
| Indian Harbour Beach, Brevard  | 58    |
| Wellborn, Suwannee             | 57    |
| Azalea Park, Orange            | 56    |
| Eastpoint, Franklin            | 56    |
| Islamorada, Monroe             | 54    |
| Alford, Jackson                | 54    |
| Mcalpin, Suwannee              | 54    |
| Mangonia Park, Palm Beach      | 54    |
| Surfside, Dade                 | 54    |
| Morrison, Levy                 | 53    |
| Missing, Taylor                | 52    |
| Bal Harbour, Dade              | 52    |
| Lakewood Ranch, Manatee        | 52    |
| Elkton, St. Johns              | 52    |
| Missing, Bradford              | 51    |
| Greenacres, Palm Beach         | 51    |
| Missing, Holmes                | 51    |
| Westville, Holmes              | 51    |
| Atlantis, Palm Beach           | 50    |
| Seville, Volusia               | 50    |
| Viera, Brevard                 | 49    |
| Anthony, Marion                | 49    |
| Stock Island, Monroe           | 49    |
| Missing, Gilchrist             | 48    |
| Weirsdale, Marion              | 48    |

# COVID-19: characteristics of 609,074 Florida resident cases

Data through Aug 27, 2020 verified as of Aug 28, 2020 at 09:25 AM

Data in this report are provisional and subject to change.

The table below includes the cities and counties of residence for cases in Florida residents based on the patient's ZIP Code. Note that city is not always received as part of the initial notification and may be missing while the case is being investigated.

| City and county                | Cases |
|--------------------------------|-------|
| Astatula, Lake                 | 48    |
| Missing, Suwannee              | 47    |
| Ponce De Leon, Holmes          | 47    |
| Center Hill, Sumter            | 47    |
| Bokeelia, Lee                  | 46    |
| Poinciana, Polk                | 46    |
| Citrus Springs, Citrus         | 44    |
| Caryville, Washington          | 44    |
| Micanopy, Alachua              | 44    |
| Valparaiso, Okaloosa           | 43    |
| Missing, Bay                   | 43    |
| Lockhart, Orange               | 43    |
| Lake Hamilton, Polk            | 43    |
| Sanibel, Lee                   | 41    |
| Hosford, Liberty               | 40    |
| Steinhatchee, Taylor           | 40    |
| Babson Park, Polk              | 40    |
| Celebration, Osceola           | 40    |
| Christmas, Orange              | 40    |
| Bay Lake, Orange               | 39    |
| Lake Helen, Volusia            | 39    |
| Howey-In-The-Hills, Lake       | 39    |
| Inlet Beach, Walton            | 39    |
| Missing, Liberty               | 39    |
| Laurel Hill, Okaloosa          | 38    |
| Bryceville, Nassau             | 38    |
| Eglin Air Force Base, Okaloosa | 38    |
| Summerland Key, Monroe         | 37    |
| Malabar, Brevard               | 37    |
| Juno Beach, Palm Beach         | 37    |
| Cloud Lake, Palm Beach         | 37    |
| Hallandale Beach, Broward      | 37    |
| Princeton, Dade                | 36    |
| Missing, Jefferson             | 36    |
| Welaka, Putnam                 | 36    |
| Lady Lake, Sumter              | 35    |
| Fern Park, Seminole            | 35    |
| Missing, Dixie                 | 34    |
| Cutler Bay, Dade               | 34    |
| Lauderdale By The Sea, Broward | 34    |
| Fort McCoy, Marion             | 33    |
| Osteen, Volusia                | 33    |
| Belleair, Pinellas             | 33    |
| Missing, Lee                   | 33    |
| Sumterville, Sumter            | 33    |
| Big Pine Key, Monroe           | 32    |
| San Mateo, Putnam              | 32    |
| Flemington, Marion             | 32    |
| Canal Point, Palm Beach        | 32    |
| Madeira Beach, Pinellas        | 31    |
| Singer Island, Palm Beach      | 31    |
| Greensboro, Gadsden            | 30    |
| Missing, Franklin              | 30    |
| Centerville, Leon              | 30    |
| The Villages, Lake             | 30    |
| Destin, Walton                 | 29    |
| Hypoluxo, Palm Beach           | 29    |
| Yalaha, Lake                   | 29    |
| Felda, Hendry                  | 29    |



# COVID-19: characteristics of 609,074 Florida resident cases

Data through Aug 27, 2020 verified as of Aug 28, 2020 at 09:25 AM

Data in this report are provisional and subject to change.

The table below includes the cities and counties of residence for cases in Florida residents based on the patient's ZIP Code. Note that city is not always received as part of the initial notification and may be missing while the case is being investigated.

| City and county                    | Cases |
|------------------------------------|-------|
| Holt, Okaloosa                     | 28    |
| Bradenton Beach, Manatee           | 27    |
| Eatonville, Orange                 | 27    |
| Saint James City, Lee              | 27    |
| Missing, Charlotte                 | 27    |
| Missing, Union                     | 26    |
| Naranja, Dade                      | 26    |
| Paisley, Lake                      | 26    |
| Astor, Lake                        | 25    |
| Air Mail Facility, Dade            | 25    |
| Clarksville, Calhoun               | 25    |
| Panacea, Wakulla                   | 25    |
| Patrick Air Force Base, Brevard    | 25    |
| Oak Hill, Volusia                  | 24    |
| Belleair Beach, Pinellas           | 24    |
| Sopchoppy, Wakulla                 | 24    |
| Ochopee, Collier                   | 24    |
| Brooker, Bradford                  | 24    |
| Odessa, Pasco                      | 24    |
| Altoona, Lake                      | 24    |
| Sunny Isles Beach, Dade            | 23    |
| Bascom, Jackson                    | 23    |
| Grant-Valkaria, Brevard            | 23    |
| Jupiter, Martin                    | 23    |
| Florida Dept Of Corrections, Union | 22    |
| Unknown, Orange                    | 22    |
| Campbellton, Jackson               | 22    |
| Missing, Lafayette                 | 21    |
| Longboat Key, Manatee              | 21    |
| Kindred, Osceola                   | 21    |
| Lehigh, Lee                        | 21    |
| Ponce Inlet, Volusia               | 21    |
| Fruit Cove, St. Johns              | 20    |
| Florahome, Putnam                  | 20    |
| Matlacha, Lee                      | 20    |
| Inglis, Levy                       | 20    |
| Waldo, Alachua                     | 20    |
| Baldwin, Duval                     | 20    |
| Village Of Wellington, Palm Beach  | 20    |
| Crystal Beach, Pinellas            | 20    |
| Temple Terrace, Hillsborough       | 19    |
| Callaway, Bay                      | 19    |
| Holmes Beach, Manatee              | 19    |
| Placida, Charlotte                 | 19    |
| Dinsmore, Duval                    | 19    |
| Miami Springs, Dade                | 19    |
| Lamont, Jefferson                  | 19    |
| Pinetta, Madison                   | 19    |
| Kissimmee, Orange                  | 19    |
| Alafaya, Orange                    | 18    |
| West Panama City Beach, Bay        | 18    |
| Georgetown, Putnam                 | 18    |
| Ona, Hardee                        | 17    |
| Tierra Verde, Pinellas             | 17    |
| Highland Beach, Palm Beach         | 17    |
| Hialeah Gardens, Dade              | 17    |
| Waverly, Polk                      | 17    |
| Okahumpka, Lake                    | 16    |
| Tice, Lee                          | 16    |

# COVID-19: characteristics of 609,074 Florida resident cases

Data through Aug 27, 2020 verified as of Aug 28, 2020 at 09:25 AM

Data in this report are provisional and subject to change.

The table below includes the cities and counties of residence for cases in Florida residents based on the patient's ZIP Code. Note that city is not always received as part of the initial notification and may be missing while the case is being investigated.

| City and county                       | Cases |
|---------------------------------------|-------|
| Palm Beach Shores, Palm Beach         | 16    |
| Manalapan, Palm Beach                 | 16    |
| Walnut Hill, Escambia                 | 16    |
| Fort Denaud, Hendry                   | 15    |
| North Bay Village, Dade               | 15    |
| Saint Pete Beach, Pinellas            | 15    |
| Miami Shores, Dade                    | 14    |
| Bay Pines, Pinellas                   | 14    |
| Winter Park, Seminole                 | 14    |
| Carrollwood, Hillsborough             | 14    |
| Hampton, Bradford                     | 14    |
| Hollister, Putnam                     | 14    |
| Dania Beach, Broward                  | 14    |
| Eaton Park, Polk                      | 14    |
| Balm, Hillsborough                    | 14    |
| Terra Ceia, Manatee                   | 14    |
| Santa Fe, Alachua                     | 14    |
| Missing, Alachua                      | 14    |
| Ocean Ridge, Palm Beach               | 13    |
| University Of Central Florida, Orange | 13    |
| West Park, Broward                    | 13    |
| Harmony, Osceola                      | 13    |
| Miami, Unknown                        | 13    |
| Lighthouse Point, Broward             | 13    |
| Barefoot Bay, Brevard                 | 13    |
| Missing, Glades                       | 12    |
| Palm Shores, Brevard                  | 12    |
| Intercession City, Osceola            | 12    |
| Sydney, Hillsborough                  | 12    |
| Tyndall Air Force Base, Bay           | 12    |
| Village Of Palmetto Bay, Dade         | 12    |
| Goulds, Dade                          | 12    |
| Nocatee, Desoto                       | 12    |
| Missing, Putnam                       | 11    |
| Tioga, Alachua                        | 11    |
| Sun City, Hillsborough                | 11    |
| Sebastian, Brevard                    | 11    |
| Bellview, Escambia                    | 11    |
| Labelle, Glades                       | 11    |
| Missing, Columbia                     | 11    |
| Kinard, Calhoun                       | 11    |
| North Redington Beach, Pinellas       | 11    |
| La Crosse, Alachua                    | 10    |
| Unknown, Dade                         | 10    |
| Palmdale, Glades                      | 10    |
| Pensacola Beach, Santa Rosa           | 10    |
| Mexico Beach, Bay                     | 10    |
| Heathrow, Seminole                    | 10    |
| University Of Miami, Dade             | 10    |
| Lake Suzy, Desoto                     | 10    |
| Kenansville, Osceola                  | 10    |
| Bayonet Point, Pasco                  | 10    |
| Orange Lake, Marion                   | 10    |
| Treasure Island, Pinellas             | 10    |
| Branford, Lafayette                   | 9     |
| Homosassa Springs, Citrus             | 9     |
| Enterprise, Volusia                   | 9     |
| Key Colony Beach, Monroe              | 9     |
| Highland City, Polk                   | 9     |

# COVID-19: characteristics of 609,074 Florida resident cases

Data through Aug 27, 2020 verified as of Aug 28, 2020 at 09:25 AM

Data in this report are provisional and subject to change.

The table below includes the cities and counties of residence for cases in Florida residents based on the patient's ZIP Code. Note that city is not always received as part of the initial notification and may be missing while the case is being investigated.

| City and county               | Cases |
|-------------------------------|-------|
| Dowling Park, Suwannee        | 9     |
| Lorida, Highlands             | 9     |
| Kathleen, Polk                | 9     |
| Reunion, Osceola              | 9     |
| Sewalls Point, Martin         | 9     |
| Bagdad, Santa Rosa            | 9     |
| Bradley, Polk                 | 8     |
| Paxton, Walton                | 8     |
| Lutz, Pasco                   | 8     |
| Cedar Key, Levy               | 8     |
| Lacoochee, Pasco              | 8     |
| Hernando Beach, Hernando      | 8     |
| Wabasso, Indian River         | 8     |
| Eloise, Polk                  | 7     |
| Gonzalez, Escambia            | 7     |
| Aloma, Orange                 | 7     |
| Buena Ventura Lakes, Osceola  | 7     |
| South Palm Beach, Palm Beach  | 7     |
| Wahneta, Polk                 | 7     |
| Venus, Highlands              | 7     |
| Sparr, Marion                 | 7     |
| Plymouth, Orange              | 7     |
| Lake City, Suwannee           | 7     |
| North Venice, Sarasota        | 7     |
| Tangerine, Orange             | 7     |
| Jacksonville, Unknown         | 6     |
| Quail Heights, Dade           | 6     |
| Loughman, Polk                | 6     |
| Palma Sola, Manatee           | 6     |
| Maitland, Seminole            | 6     |
| Hialeah, Unknown              | 6     |
| Mcintosh, Marion              | 6     |
| Pasadena, Pinellas            | 6     |
| Goodland, Collier             | 6     |
| Altamonte Springs, Orange     | 6     |
| Perdido Key, Escambia         | 6     |
| Nichols, Polk                 | 6     |
| Tallevast, Manatee            | 6     |
| Steinhatchee, Dixie           | 6     |
| Saint Marks, Wakulla          | 6     |
| Psl, Unknown                  | 6     |
| Rubonia, Manatee              | 5     |
| Indian Lake Estates, Polk     | 5     |
| Poinciana, Osceola            | 5     |
| Perrine, Dade                 | 5     |
| Northdale, Hillsborough       | 5     |
| West Delray Beach, Palm Beach | 5     |
| Horseshoe Beach, Dixie        | 5     |
| Crystal Springs, Pasco        | 5     |
| Long Key, Monroe              | 5     |
| South Fort Myers, Lee         | 5     |
| Ponce De Leon, Walton         | 5     |
| Trilby, Pasco                 | 5     |
| Penney Farms, Clay            | 5     |
| Woodville, Leon               | 5     |
| Yankeetown, Levy              | 5     |
| Long Boat Key, Manatee        | 5     |
| Ebro, Washington              | 5     |
| Ridge Manor, Pasco            | 5     |

# COVID-19: characteristics of 609,074 Florida resident cases

Data through Aug 27, 2020 verified as of Aug 28, 2020 at 09:25 AM

Data in this report are provisional and subject to change.

The table below includes the cities and counties of residence for cases in Florida residents based on the patient's ZIP Code. Note that city is not always received as part of the initial notification and may be missing while the case is being investigated.

| City and county                    | Cases |
|------------------------------------|-------|
| Micco, Brevard                     | 5     |
| Ferndale, Lake                     | 5     |
| Lake Monroe, Seminole              | 5     |
| Lowell, Marion                     | 5     |
| Mango, Hillsborough                | 5     |
| Parker, Bay                        | 5     |
| Shady Grove, Taylor                | 5     |
| Boca Grande, Lee                   | 5     |
| Hallandale Beach, Broward          | 5     |
| Buckingham, Lee                    | 4     |
| Pembroke Park, Broward             | 4     |
| Mayport, Duval                     | 4     |
| Little Torch Key, Monroe           | 4     |
| Lake Como, Putnam                  | 4     |
| Laud-By-The-Sea, Broward           | 4     |
| Apopka, Seminole                   | 4     |
| Saint Lucie West, St. Lucie        | 4     |
| Siesta Key, Sarasota               | 4     |
| Bonifay, Washington                | 4     |
| Murdock, Charlotte                 | 4     |
| Missing, Hamilton                  | 4     |
| Cudjoe Key, Monroe                 | 4     |
| Anna Maria, Manatee                | 4     |
| Homeland, Polk                     | 4     |
| Nobleton, Hernando                 | 4     |
| Na, Dade                           | 4     |
| Celebration, Orange                | 4     |
| Durant, Hillsborough               | 4     |
| Leisure City, Dade                 | 4     |
| New Smyrna, Volusia                | 4     |
| Oneco, Manatee                     | 4     |
| City Of Sunrise, Broward           | 4     |
| Hollywood, Unknown                 | 4     |
| Gulf Stream, Palm Beach            | 4     |
| Miromar Lakes, Lee                 | 4     |
| Ybor City, Hillsborough            | 4     |
| Lulu, Columbia                     | 4     |
| Maxville, Duval                    | 4     |
| Ft Pierce, St. Lucie               | 4     |
| Gulf Breeze, Escambia              | 4     |
| Gulf Hammock, Levy                 | 4     |
| F M, Lee                           | 4     |
| Indian Creek Village, Dade         | 3     |
| Lakeshore, Polk                    | 3     |
| Miami Gardens, Unknown             | 3     |
| Clarcona, Orange                   | 3     |
| White Springs, Columbia            | 3     |
| Sugarloaf, Monroe                  | 3     |
| Pine Castle, Orange                | 3     |
| Salt Springs, Marion               | 3     |
| Ozona, Pinellas                    | 3     |
| Mayport Naval Housing, Duval       | 3     |
| Indian River Shores, Indian River  | 3     |
| International Service Center, Dade | 3     |
| Elfers, Pasco                      | 3     |
| Evinston, Alachua                  | 3     |
| Fanning Springs, Gilchrist         | 3     |
| Fpo, Duval                         | 3     |
| Cinco Bayou, Okaloosa              | 3     |

# COVID-19: characteristics of 609,074 Florida resident cases

Data through Aug 27, 2020 verified as of Aug 28, 2020 at 09:25 AM

Data in this report are provisional and subject to change.

The table below includes the cities and counties of residence for cases in Florida residents based on the patient's ZIP Code. Note that city is not always received as part of the initial notification and may be missing while the case is being investigated.

| City and county                        | Cases |
|--|-------|
| Braden River, Manatee                  | 3     |
| Mount Plymouth, Lake                   | 3     |
| Westchase, Hillsborough                | 3     |
| Vernon, Bay                            | 3     |
| Virginia Gardens, Dade                 | 3     |
| Lauderhill, Unknown                    | 3     |
| Florida International University, Dade | 3     |
| El Jobean, Charlotte                   | 3     |
| Point Washington, Walton               | 3     |
| Port Saint John, Brevard               | 3     |
| Roseland, Indian River                 | 3     |
| Saint Leo, Pasco                       | 3     |
| West Palm Beach, Unknown               | 3     |
| Orlando, Osceola                       | 3     |
| Hurlburt Field, Okaloosa               | 3     |
| Grove City, Charlotte                  | 3     |
| Fort Charlotte, Charlotte              | 3     |
| Everglades City, Collier               | 3     |
| Bayshore Gardens, Manatee              | 3     |
| Cottondale, Washington                 | 3     |
| Duette, Manatee                        | 3     |
| East Lake, Marion                      | 3     |
| Port Salerno, Martin                   | 3     |
| Redington Shores, Pinellas             | 3     |
| Saint George Island, Franklin          | 3     |
| Wausau, Washington                     | 3     |
| Telogia, Liberty                       | 3     |
| Champions Gate, Polk                   | 3     |
| Alturas, Polk                          | 3     |
| Davenport, Osceola                     | 3     |
| Fort Ogden, Desoto                     | 3     |
| Forest City, Orange                    | 3     |
| Green Acres, Palm Beach                | 3     |
| Orlando, Unknown                       | 3     |
| University Park, Manatee               | 3     |
| None, Dade                             | 3     |
| Belleair Bluffs, Pinellas              | 3     |
| Captiva, Lee                           | 3     |
| Fort Lauderdale, Unknown               | 3     |
| Fairfield, Marion                      | 3     |
| Lynbrook, Broward                      | 3     |
| Hawthorne, Putnam                      | 3     |
| Indian Shores, Pinellas                | 3     |
| Pine Hills, Orange                     | 3     |
| Candler, Marion                        | 3     |
| Cortez, Manatee                        | 3     |
| Graceville, Holmes                     | 3     |
| Grandin, Putnam                        | 2     |
| Hollywood, Dade                        | 2     |
| Inlet Beach, Bay                       | 2     |
| Jacksonville, Clay                     | 2     |
| Doctors Inlet, Clay                    | 2     |
| Laurel, Sarasota                       | 2     |
| Oklawaha, Marion                       | 2     |
| Orlando, Seminole                      | 2     |
| University Of FI, Alachua              | 2     |
| Tampa, Pinellas                        | 2     |
| Sunny Hills, Washington                | 2     |
| Switzerland, St. Johns                 | 2     |

# COVID-19: characteristics of 609,074 Florida resident cases

Data through Aug 27, 2020 verified as of Aug 28, 2020 at 09:25 AM

Data in this report are provisional and subject to change.

The table below includes the cities and counties of residence for cases in Florida residents based on the patient's ZIP Code. Note that city is not always received as part of the initial notification and may be missing while the case is being investigated.

| City and county                | Cases |
|--------------------------------|-------|
| Watersound, Walton             | 2     |
| White City, Gulf               | 2     |
| Jensen Beach, St. Lucie        | 2     |
| Hallandale Beach, Unknown      | 2     |
| Loxahatchee Groves, Palm Beach | 2     |
| Archer, Levy                   | 2     |
| Ponte Vedra, Duval             | 2     |
| Port Charlotte, Unknown        | 2     |
| Trenton, Levy                  | 2     |
| The Villages, Marion           | 2     |
| West Bradenton, Manatee        | 2     |
| Valkaria, Brevard              | 2     |
| River Ranch, Polk              | 2     |
| Ramrod Key, Monroe             | 2     |
| Goldenrod, Seminole            | 2     |
| Lake Harbor, Palm Beach        | 2     |
| Chokoloskee, Collier           | 2     |
| Scottsmoor, Brevard            | 2     |
| Westlake, Palm Beach           | 2     |
| Orlando, Brevard               | 2     |
| Wewahitchka, Calhoun           | 2     |
| Redington Beach, Pinellas      | 2     |
| Town N Country, Hillsborough   | 2     |
| Margate, Unknown               | 2     |
| Lealman, Pinellas              | 2     |
| Madison, Unknown               | 2     |
| Destin, Unknown                | 2     |
| Daytona Beach Shores, Volusia  | 2     |
| Deer Island, Lake              | 2     |
| Gibsonia, Polk                 | 2     |
| Sugarloaf Key, Monroe          | 2     |
| Sand Lake, Orange              | 2     |
| Mount Dora, Orange             | 2     |
| Fort Lauderdale, Dade          | 2     |
| Basinger, Okeechobee           | 2     |
| Dade City, Hernando            | 2     |
| At Large, Broward              | 2     |
| Jonesville, Alachua            | 2     |
| Miami, Martin                  | 2     |
| Miramar, Unknown               | 2     |
| Lake Butler, Bradford          | 2     |
| Wakulla Springs, Wakulla       | 2     |
| Union Park, Orange             | 2     |
| Samoset, Manatee               | 2     |
| Orange Springs, Marion         | 2     |
| Palma Ceia, Hillsborough       | 2     |
| Oakland Park, Unknown          | 2     |
| Holder, Citrus                 | 2     |
| Miami, Broward                 | 2     |
| Nalcrest, Polk                 | 2     |
| Rocky Point, Hillsborough      | 2     |
| Unknown, Seminole              | 2     |
| Venice, Manatee                | 2     |
| Cypress, Jackson               | 2     |
| Deerfield Beach, Unknown       | 2     |
| Glenwood, Volusia              | 2     |
| Miccosukee, Leon               | 2     |
| Milligan, Okaloosa             | 2     |
| Homeless, Pinellas             | 2     |

# COVID-19: characteristics of 609,074 Florida resident cases

Data through Aug 27, 2020 verified as of Aug 28, 2020 at 09:25 AM

Data in this report are provisional and subject to change.

The table below includes the cities and counties of residence for cases in Florida residents based on the patient's ZIP Code. Note that city is not always received as part of the initial notification and may be missing while the case is being investigated.

| City and county                       | Cases |
|---------------------------------------|-------|
| Lamont, Taylor                        | 2     |
| Miramar, Dade                         | 2     |
| Mesa, Unknown                         | 2     |
| Longboat Key, Sarasota                | 2     |
| Ormond Beach, Flagler                 | 2     |
| Morriston, Marion                     | 2     |
| San Carlos Park, Lee                  | 2     |
| Shady Hills, Pasco                    | 2     |
| Pompano Beach, Unknown                | 2     |
| Sorrento, Orange                      | 2     |
| Jacksonville Naval Hospital, Duval    | 2     |
| Earleton, Alachua                     | 2     |
| Bayou George, Bay                     | 2     |
| Clewiston, Palm Beach                 | 2     |
| Champions Gate, Osceola               | 1     |
| Cape Haze, Charlotte                  | 1     |
| Davie, Unknown                        | 1     |
| Babcock Ranch, Charlotte              | 1     |
| Alva, Escambia                        | 1     |
| Branford, Gilchrist                   | 1     |
| Duck Key, Monroe                      | 1     |
| Interlachen, Duval                    | 1     |
| Jacksonville Naval Air Station, Duval | 1     |
| Jacksonville, Nassau                  | 1     |
| Homossa, Orange                       | 1     |
| Hosford, Calhoun                      | 1     |
| Hialeahgardens, Dade                  | 1     |
| Sunrtise, Dade                        | 1     |
| Unknown, Unknown                      | 1     |
| University Of Tampa, Hillsborough     | 1     |
| Unk, Alachua                          | 1     |
| Unknown, Charlotte                    | 1     |
| Punta Gorda, Unknown                  | 1     |
| Panama City, Unknown                  | 1     |
| Perth Amboy, Hillsborough             | 1     |
| Sharpes, Brevard                      | 1     |
| Sanford, Orange                       | 1     |
| North Fort Myers, Charlotte           | 1     |
| North Laud, Unknown                   | 1     |
| Oldsrav, Manatee                      | 1     |
| Monroe, Hillsborough                  | 1     |
| Lucedale, St. Lucie                   | 1     |
| Watersound, Bay                       | 1     |
| Wtixrat, Dade                         | 1     |
| Yeehaw, Okeechobee                    | 1     |
| Layton, Monroe                        | 1     |
| Lakeland, Unknown                     | 1     |
| Hutchinson Island, St. Lucie          | 1     |
| Jacksonville, Orange                  | 1     |
| Los Angeles, Dade                     | 1     |
| Mckinney, Broward                     | 1     |
| Miamc, Dade                           | 1     |
| Franklin, Unknown                     | 1     |
| Hallandale, Unknown                   | 1     |
| Homeless, Hillsborough                | 1     |
| Hoclywsod, Dade                       | 1     |
| Coconut Ck, Unknown                   | 1     |
| Carl Fisher, Dade                     | 1     |
| Brooklyn, Lee                         | 1     |

# COVID-19: characteristics of 609,074 Florida resident cases

Data through Aug 27, 2020 verified as of Aug 28, 2020 at 09:25 AM

Data in this report are provisional and subject to change.

The table below includes the cities and counties of residence for cases in Florida residents based on the patient's ZIP Code. Note that city is not always received as part of the initial notification and may be missing while the case is being investigated.

| City and county               | Cases |
|-------------------------------|-------|
| Apollo Beach, Manatee         | 1     |
| Alpharetta, Broward           | 1     |
| Westville, Walton             | 1     |
| Venetian Islands, Dade        | 1     |
| Tamarac, Dade                 | 1     |
| Unkn, Duval                   | 1     |
| Rosemary Beach, Walton        | 1     |
| Saint Johns, Duval            | 1     |
| Stetson University, Volusia   | 1     |
| Northport, Sarasota           | 1     |
| Orl, Osceola                  | 1     |
| Other, Dade                   | 1     |
| Pass-A-Grille Beach, Pinellas | 1     |
| Pensacola Beach, Escambia     | 1     |
| Pensacola, Unknown            | 1     |
| Miamksaohes, Dade             | 1     |
| Metter, Manatee               | 1     |
| Mexico Beach, Gulf            | 1     |
| Miami Dade, Unknown           | 1     |
| Jupiter Inlet, Palm Beach     | 1     |
| Lauderdale Lakes, Unknown     | 1     |
| Island Grove, Alachua         | 1     |
| Indian Rock Beach, Pinellas   | 1     |
| Hillsboro Beach, Broward      | 1     |
| Greenville, Taylor            | 1     |
| Cross Key, Monroe             | 1     |
| Cypress Gardens, Polk         | 1     |
| Graham, Bradford              | 1     |
| Fellsmere, Brevard            | 1     |
| Fernandina, Nassau            | 1     |
| Okeechobee, Martin            | 1     |
| Okeechobi, Unknown            | 1     |
| North Miami, Palm Beach       | 1     |
| North Port, Manatee           | 1     |
| Panomo City, Bay              | 1     |
| Pensacola, Dade               | 1     |
| Orlando, Manatee              | 1     |
| North Lauderdale, Unknown     | 1     |
| San Fernando, Unknown         | 1     |
| Sarasota, Unknown             | 1     |
| Seacrest, Walton              | 1     |
| Pooler, Broward               | 1     |
| Salem, Taylor                 | 1     |
| Unknown, Manatee              | 1     |
| St Cloud, Orange              | 1     |
| Twentynine Palms, Broward     | 1     |
| Sunrise, Unknown              | 1     |
| Suwannee, Dixie               | 1     |
| Syracuse, Unknown             | 1     |
| Windermere, Unknown           | 1     |
| Xifamk, Dade                  | 1     |
| Lake Worth, Unknown           | 1     |
| Jena, Taylor                  | 1     |
| Homeless, Okaloosa            | 1     |
| Haines City, Orange           | 1     |
| Mayport Naval Station, Duval  | 1     |
| Marathon Shores, Monroe       | 1     |
| Laurel Hill, Walton           | 1     |
| Litchfield Park, Unknown      | 1     |



# COVID-19: characteristics of 609,074 Florida resident cases

Data through Aug 27, 2020 verified as of Aug 28, 2020 at 09:25 AM

Data in this report are provisional and subject to change.

The table below includes the cities and counties of residence for cases in Florida residents based on the patient's ZIP Code. Note that city is not always received as part of the initial notification and may be missing while the case is being investigated.

| City and county                    | Cases |
|------------------------------------|-------|
| Austin, Dade                       | 1     |
| Boys Ranch, Suwannee               | 1     |
| Citrus Hills, Citrus               | 1     |
| Clearwater, Hillsborough           | 1     |
| Apo, Collier                       | 1     |
| Arcadia, Unknown                   | 1     |
| Astor, Volusia                     | 1     |
| Big Torch Key, Monroe              | 1     |
| Bonifay, Unknown                   | 1     |
| East Rockland Key, Monroe          | 1     |
| New Port Richey, Hillsborough      | 1     |
| Okeechobee, Highlands              | 1     |
| Orange Park, Duval                 | 1     |
| Port St Luice, Unknown             | 1     |
| Rices Landing, Dade                | 1     |
| Pensacola Naval Hospital, Escambia | 1     |
| Seacrest, Bay                      | 1     |
| Stiamk, Dade                       | 1     |
| Tavares, Unknown                   | 1     |
| Unknown, Duval                     | 1     |
| West Hollywood, Broward            | 1     |
| Weston, Unknown                    | 1     |
| Winter Springs, Orange             | 1     |
| Greenacres, Unknown                | 1     |
| Florida Power & Light Co, Dade     | 1     |
| Fortlauderdale, Unknown            | 1     |
| Ft Pierce, Unknown                 | 1     |
| Garland, Orange                    | 1     |
| Jacksonville, Dade                 | 1     |
| Homeless, Dade                     | 1     |
| Hickory, Lee                       | 1     |
| Hialeah, Broward                   | 1     |
| Hallandate Ben, Unknown            | 1     |
| Eustic, Unknown                    | 1     |
| Everett, Dade                      | 1     |
| Apopka, Unknown                    | 1     |
| Alligator Point, Wakulla           | 1     |
| Amelia City, Nassau                | 1     |
| Bonita Springs, Collier            | 1     |
| Miamt, Dade                        | 1     |
| Mid Florida, Seminole              | 1     |
| N/A, Duval                         | 1     |
| Lauderdale Hill, Unknown           | 1     |
| Mc Dade, Broward                   | 1     |
| Longwood, Orange                   | 1     |
| Live Oak, Columbia                 | 1     |
| Tampa, Orange                      | 1     |
| University Of Central Fl, Orange   | 1     |
| Unknown Out Of Area, Duval         | 1     |
| Valrico, Orange                    | 1     |
| Palm City, Unknown                 | 1     |
| Orlando, Orange                    | 1     |
| Ocala, Unknown                     | 1     |
| Ocean Breeze, Martin               | 1     |
| Winterpark, Unknown                | 1     |
| Opa Locka, Unknown                 | 1     |
| Orange, Orange                     | 1     |
| Saint Petersburg, Dade             | 1     |
| San Pedro Sula, Dade               | 1     |

# COVID-19: characteristics of 609,074 Florida resident cases

Data through Aug 27, 2020 verified as of Aug 28, 2020 at 09:25 AM

Data in this report are provisional and subject to change.

The table below includes the cities and counties of residence for cases in Florida residents based on the patient's ZIP Code. Note that city is not always received as part of the initial notification and may be missing while the case is being investigated.

| City and county                     | Cases |
|-------------------------------------|-------|
| Rosemary Beach, Bay                 | 1     |
| Saint Cloud, Orange                 | 1     |
| Port Charlotte Fl, Unknown          | 1     |
| Palm Coast, Orange                  | 1     |
| Wimauma, Manatee                    | 1     |
| Sea Ranch Lakes, Broward            | 1     |
| Seminole, Orange                    | 1     |
| Tampa, Dade                         | 1     |
| Bostwick, Putnam                    | 1     |
| Brewton, Escambia                   | 1     |
| Cosselberry, Orange                 | 1     |
| Crestview, Dade                     | 1     |
| Dania, Unknown                      | 1     |
| Darien, Pasco                       | 1     |
| Altamonte Spring, Seminole          | 1     |
| Bartow, Unknown                     | 1     |
| Boca Rotan, Unknown                 | 1     |
| Caryville, Holmes                   | 1     |
| Cassadaga, Volusia                  | 1     |
| Fort Myers, Seminole                | 1     |
| Fwb, Unknown                        | 1     |
| Gastonia, Polk                      | 1     |
| Glen St. Mary, Baker                | 1     |
| Deltona , Volusia                   | 1     |
| Lanark Village, Franklin            | 1     |
| Grand Island, Unknown               | 1     |
| Green, Clay                         | 1     |
| Hialeah, Unknown                    | 1     |
| Holt, Unknown                       | 1     |
| Los Angeles, Polk                   | 1     |
| Miami Granders, Dade                | 1     |
| Port Saint Lucie, Martin            | 1     |
| Port St. Lucie, Martin              | 1     |
| Saint Augusaintine Beach, St. Johns | 1     |
| Seven Springs, Pasco                | 1     |
| Tallahassee, Unknown                | 1     |
| South Miami, Unknown                | 1     |
| Wintergarden, Orange                | 1     |
| West Villages, Sarasota             | 1     |
| Washington, Unknown                 | 1     |
| Unkown, Seminole                    | 1     |
| Upper Key Largo, Monroe             | 1     |
| Port Everglades, Broward            | 1     |
| Palm City, St. Lucie                | 1     |
| Orlando, Lake                       | 1     |
| Newark, Broward                     | 1     |
| Niceville, Walton                   | 1     |
| Middlesburg, Duval                  | 1     |
| Miami, Palm Beach                   | 1     |
| Mount Pleasant, Gadsden             | 1     |
| Boca Raton, Orange                  | 1     |
| Bonita Beach, Lee                   | 1     |
| Brooksville, Pasco                  | 1     |
| Coconut Creek, Unknown              | 1     |
| Davenport, Orange                   | 1     |
| Fort Pierce, Unknown                | 1     |
| Lakeland, Seminole                  | 1     |
| Lake Geneva, Clay                   | 1     |
| Harrison, Pinellas                  | 1     |

# COVID-19: characteristics of 609,074 Florida resident cases

Data through Aug 27, 2020 verified as of Aug 28, 2020 at 09:25 AM

Data in this report are provisional and subject to change.

The table below includes the cities and counties of residence for cases in Florida residents based on the patient's ZIP Code. Note that city is not always received as part of the initial notification and may be missing while the case is being investigated.

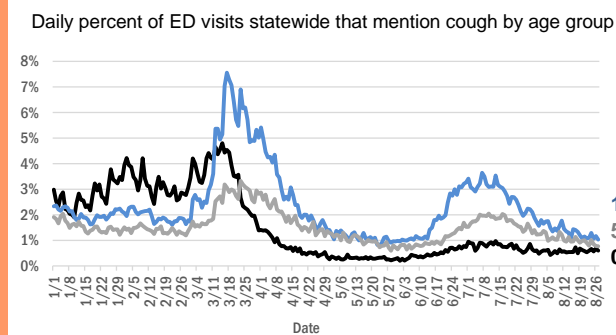
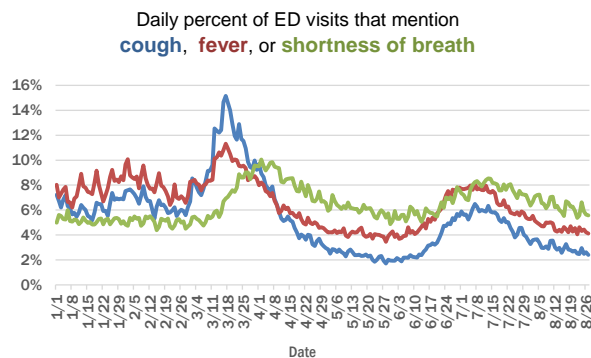
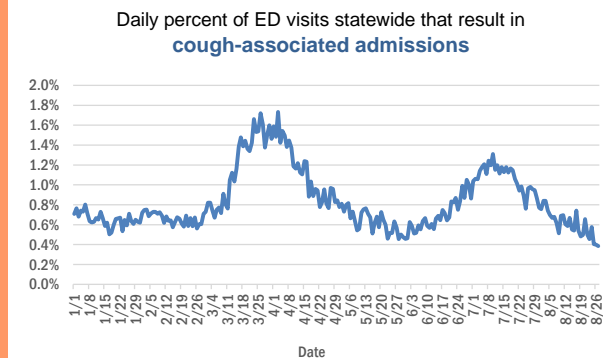
| City and county              | Cases          |
|------------------------------|----------------|
| Immokalee, Lee               | 1              |
| Jupiter, Duval               | 1              |
| Wesley Chapel, Alachua       | 1              |
| Weston, Dade                 | 1              |
| Worthington Springs, Union   | 1              |
| Tampa Palms, Hillsborough    | 1              |
| South Daytona Beach, Volusia | 1              |
| Unknown, Columbia            | 1              |
| Unknown, Palm Beach          | 1              |
| Tarpon Springs, Pasco        | 1              |
| Tewksbury, Orange            | 1              |
| Olustee, Baker               | 1              |
| Opalocka, Dade               | 1              |
| Okeechobee, St. Lucie        | 1              |
| Riverview, Unknown           | 1              |
| San Antonio, Unknown         | 1              |
| Lecanto, Marion              | 1              |
| Ludlam, Dade                 | 1              |
| Miamf, Dade                  | 1              |
| Pine Ridge, Citrus           | 1              |
| Pineland, Lee                | 1              |
| Gainesville, Alachua         | 1              |
| Florence Villa, Polk         | 1              |
| Fort Pierce, Martin          | 1              |
| Estero, Collier              | 1              |
| FI, Dade                     | 1              |
| Fellsmee, Brevard            | 1              |
| Hispanic, St. Lucie          | 1              |
| Kissimmee, Brevard           | 1              |
| Clermont, Orange             | 1              |
| Clermont, Polk               | 1              |
| Dade City, Hillsborough      | 1              |
| Dallas, Lee                  | 1              |
| Deland, Lake                 | 1              |
| Celeste, Broward             | 1              |
| 99, Unknown                  | 1              |
| Clair-Mel City, Hillsborough | 1              |
| Beverly Beach, Flagler       | 1              |
| Aollywoss, Dade              | 1              |
| <b>Total</b>                 | <b>609,074</b> |

# COVID-19: additional surveillance information

Data through Aug 27, 2020 verified as of Aug 28, 2020 at 09:25 AM

Data in this report are provisional and subject to change.

## Statewide emergency department (ED) chief complaint and admission data



The Electronic Surveillance System for the Early Notification of Community-Based Epidemics (ESSENCE-FL) includes chief complaint data from 211 of 212 Florida EDs. Data are transmitted electronically to ESSENCE-FL daily or hourly.

# COVID-19: All Florida residents with test results reported

Data through Aug 27, 2020 verified as of Aug 28, 2020 at 09:25 AM

Data in this report are provisional and subject to change.

The table below includes persons with laboratory results that the Department of Health has received electronically or by mail/fax for Florida residents.

| County       | Awaiting testing | Inconclusive | Negative | Positive | Percent positive | Total tested |
|--------------|------------------|--------------|----------|----------|------------------|--------------|
| Dade         | 469              | 1,975        | 642,200  | 154,216  | 19%              | 798,391      |
| Broward      | 108              | 879          | 422,531  | 69,951   | 14%              | 493,361      |
| Palm Beach   | 282              | 619          | 274,987  | 41,201   | 13%              | 316,807      |
| Hillsborough | 229              | 528          | 236,351  | 36,417   | 13%              | 273,296      |
| Orange       | 401              | 294          | 268,742  | 35,034   | 12%              | 304,070      |
| Duval        | 212              | 217          | 207,081  | 25,897   | 11%              | 233,195      |
| Pinellas     | 12               | 132          | 171,801  | 19,595   | 10%              | 191,528      |
| Lee          | 36               | 76           | 108,855  | 18,170   | 14%              | 127,101      |
| Polk         | 67               | 109          | 95,919   | 16,635   | 15%              | 112,663      |
| Collier      | 34               | 75           | 57,717   | 11,413   | 16%              | 69,205       |
| Osceola      | 169              | 129          | 61,430   | 10,902   | 15%              | 72,461       |
| Manatee      | 14               | 74           | 83,989   | 10,231   | 11%              | 94,294       |
| Escambia     | 4                | 56           | 67,699   | 10,071   | 13%              | 77,826       |
| Volusia      | 85               | 110          | 74,090   | 9,111    | 11%              | 83,311       |
| Marion       | 19               | 111          | 52,791   | 8,308    | 14%              | 61,210       |
| Seminole     | 63               | 66           | 66,958   | 7,901    | 11%              | 74,925       |
| Pasco        | 139              | 55           | 68,691   | 7,898    | 10%              | 76,644       |
| Brevard      | 17               | 58           | 84,977   | 7,110    | 8%               | 92,145       |
| Sarasota     | 14               | 55           | 75,551   | 7,075    | 9%               | 82,681       |
| St. Lucie    | 293              | 57           | 42,939   | 6,870    | 14%              | 49,866       |
| Lake         | 177              | 90           | 67,820   | 6,236    | 8%               | 74,146       |
| Leon         | 18               | 123          | 65,312   | 6,001    | 8%               | 71,436       |
| Bay          | 10               | 65           | 25,027   | 5,234    | 17%              | 30,326       |
| Alachua      | 17               | 32           | 77,687   | 5,055    | 6%               | 82,774       |
| Santa Rosa   | 24               | 40           | 27,453   | 4,551    | 14%              | 32,044       |
| Martin       | 50               | 54           | 25,453   | 4,333    | 15%              | 29,840       |
| St. Johns    | 47               | 29           | 41,769   | 4,203    | 9%               | 46,001       |
| Okaloosa     | 48               | 46           | 27,998   | 4,066    | 13%              | 32,110       |
| Clay         | 20               | 23           | 35,360   | 3,850    | 10%              | 39,233       |
| Columbia     | 4                | 55           | 11,853   | 3,302    | 22%              | 15,210       |
| Indian River | 48               | 14           | 27,399   | 2,793    | 9%               | 30,206       |
| Charlotte    | 10               | 34           | 26,548   | 2,616    | 9%               | 29,198       |
| Hernando     | 5                | 14           | 19,565   | 2,499    | 11%              | 22,078       |
| Suwannee     | 2                | 49           | 7,551    | 2,389    | 24%              | 9,989        |
| Jackson      | 7                | 13           | 12,691   | 2,295    | 15%              | 14,999       |
| Gadsden      | 5                | 43           | 12,331   | 2,260    | 15%              | 14,634       |
| Citrus       | 41               | 9            | 19,504   | 2,048    | 9%               | 21,561       |
| Hendry       |                  | 19           | 7,196    | 1,955    | 21%              | 9,170        |
| Sumter       | 22               | 19           | 18,508   | 1,810    | 9%               | 20,337       |
| Highlands    | 11               | 10           | 16,346   | 1,788    | 10%              | 18,144       |
| Putnam       | 3                | 12           | 12,853   | 1,755    | 12%              | 14,620       |
| Monroe       | 56               | 13           | 14,078   | 1,685    | 11%              | 15,776       |
| Nassau       | 34               | 18           | 15,483   | 1,515    | 9%               | 17,016       |
| Walton       |                  | 35           | 9,372    | 1,487    | 14%              | 10,894       |
| Desoto       | 6                | 8            | 8,749    | 1,465    | 14%              | 10,222       |
| Flagler      | 7                | 16           | 15,783   | 1,275    | 7%               | 17,074       |
| Okeechobee   | 2                | 15           | 8,507    | 1,215    | 12%              | 9,737        |

# COVID-19: All Florida residents with test results reported

Data through Aug 27, 2020 verified as of Aug 28, 2020 at 09:25 AM

Data in this report are provisional and subject to change.

The table below includes persons with laboratory results that the Department of Health has received electronically or by mail/fax for Florida residents.

| County       | Awaiting testing | Inconclusive | Negative         | Positive       | Percent positive | Total tested     |
|--------------|------------------|--------------|------------------|----------------|------------------|------------------|
| Lafayette    | 3                | 12           | 1,305            | 1,184          | 47%              | 2,501            |
| Taylor       | 6                | 29           | 4,533            | 1,182          | 21%              | 5,744            |
| Baker        | 32               | 25           | 5,490            | 1,143          | 17%              | 6,658            |
| Hardee       | 4                | 9            | 5,790            | 1,076          | 16%              | 6,875            |
| Washington   | 12               | 21           | 5,623            | 987            | 15%              | 6,631            |
| Levy         |                  | 9            | 6,349            | 887            | 12%              | 7,245            |
| Wakulla      | 3                | 36           | 7,879            | 874            | 10%              | 8,789            |
| Madison      | 1                | 11           | 4,583            | 838            | 15%              | 5,432            |
| Gulf         | 2                | 5            | 4,549            | 807            | 15%              | 5,361            |
| Bradford     | 1                | 22           | 4,672            | 705            | 13%              | 5,399            |
| Dixie        | 1                | 12           | 3,979            | 696            | 15%              | 4,687            |
| Hamilton     | 1                | 2            | 4,542            | 687            | 13%              | 5,231            |
| Holmes       | 3                | 8            | 4,022            | 605            | 13%              | 4,635            |
| Union        |                  | 16           | 8,049            | 569            | 7%               | 8,634            |
| Calhoun      | 1                | 10           | 3,926            | 553            | 12%              | 4,489            |
| Franklin     | 3                | 6            | 3,953            | 525            | 12%              | 4,484            |
| Jefferson    | 1                | 15           | 2,837            | 488            | 15%              | 3,340            |
| Glades       |                  | 1            | 801              | 453            | 36%              | 1,255            |
| Gilchrist    | 1                | 8            | 3,652            | 451            | 11%              | 4,111            |
| Liberty      |                  |              | 2,834            | 431            | 13%              | 3,265            |
| Unknown      | 2                | 34           | 6,383            | 246            | 4%               | 6,663            |
| <b>Total</b> | <b>3,418</b>     | <b>6,864</b> | <b>3,919,246</b> | <b>609,074</b> | <b>13%</b>       | <b>4,535,184</b> |

# COVID-19: testing by laboratory

Data through Aug 27, 2020 verified as of Aug 28, 2020 at 09:25 AM

Data in this report are provisional and subject to change.

The numbers in the table below represent the number of Florida and non-Florida residents for whom test results were received by the Department of Health. A person can be tested by more than one laboratory and can have both positive and negative results. **Therefore, the sum of the numbers in each column will be larger than the total number of people tested.**

| Reporting lab                                 | Inconclusive | Negative | Positive | Percent positive | Total   |
|---|--------------|----------|----------|------------------|---------|
| LABORATORY CORPORATION OF AMERICA             | 1,344        | 790,085  | 109,788  | 12%              | 901,217 |
| QUEST DIAGNOSTICS - TAMPA                     | 6,283        | 721,018  | 105,019  | 13%              | 832,320 |
| BIO REFERENCE LABORATORIES, INC               | 6,754        | 516,236  | 101,879  | 16%              | 624,869 |
| GENETWORKX                                    | 662          | 390,623  | 32,866   | 8%               | 424,151 |
| CURATIVE_LABS                                 | 4,560        | 283,470  | 29,549   | 9%               | 317,579 |
| REALTOX LABS LLC                              | 2,966        | 236,175  | 41,695   | 15%              | 280,836 |
| NORTHWEST LABORATORY                          | 232          | 117,571  | 6,202    | 5%               | 124,005 |
| ADVENT HEALTH LAB                             | 112          | 101,308  | 14,118   | 12%              | 115,538 |
| ELABNETWORK                                   | 846          | 96,695   | 8,497    | 8%               | 106,038 |
| MEDICAL DIAGNOSTIC LABORATORIES               | 843          | 87,539   | 12,526   | 12%              | 100,908 |
| KORVALABS, INC                                | 1,165        | 86,739   | 4,389    | 5%               | 92,293  |
| MAKO GENOMICS                                 | 4,453        | 68,831   | 12,776   | 15%              | 86,060  |
| MAYO CLINIC LABORATORIES                      | 175          | 66,689   | 7,057    | 10%              | 73,921  |
| BIOCOLLECTIONS WORLDWIDE, INC                 | 396          | 62,874   | 10,009   | 14%              | 73,279  |
| MEMORIAL REGIONAL HOSPITAL SOUTH              | 20           | 52,718   | 13,183   | 20%              | 65,921  |
| QUEST DIAGNOSTICS NICHOLS INSTITUTE, INC.     | 274          | 56,886   | 7,651    | 12%              | 64,811  |
| BAYCARE LABORATORIES LLC                      | 347          | 57,822   | 5,770    | 9%               | 63,939  |
| BPHL-JACKSONVILLE                             | 15           | 51,495   | 9,492    | 16%              | 61,002  |
| SACRED HEART HOSPITAL LABORATORY              | 2            | 49,885   | 6,420    | 11%              | 56,307  |
| ORLANDO REG MED CENTER CLINICAL LAB           | 491          | 46,554   | 5,807    | 11%              | 52,852  |
| DIATHERIX LABORATORIES                        |              | 40,320   | 5,920    | 13%              | 46,240  |
| TAMPA GENERAL HOSPITAL                        | 4            | 42,421   | 3,337    | 7%               | 45,762  |
| UF PATHLABS                                   | 33           | 42,602   | 1,941    | 4%               | 44,576  |
| BPHL-MIAMI                                    | 215          | 35,589   | 7,957    | 18%              | 43,761  |
| TESTING MATTERS INC                           |              | 38,167   | 5,114    | 12%              | 43,281  |
| ARUP LABORATORIES                             |              | 36,221   | 2,493    | 6%               | 38,714  |
| Florida_Hospital                              | 48           | 32,747   | 4,410    | 12%              | 37,205  |
| VIRACOR-EUROFINS LABORATORIES                 |              | 28,404   | 8,790    | 24%              | 37,194  |
| RCA LABORATORY SERVICES, LLC                  |              | 35,372   | 1,553    | 4%               | 36,925  |
| JACKSON MEMORIAL HOSPITAL CLINICAL LAB        | 79           | 28,826   | 6,973    | 19%              | 35,878  |
| BPHL-TAMPA (SPECTRUM BLVD)                    | 45           | 28,764   | 4,949    | 15%              | 33,758  |
| SUNPATH MEDICAL DIAGNOSTICS LABORATORY        | 194          | 25,394   | 4,388    | 15%              | 29,976  |
| SHANDS AT THE UNIVERSITY OF FLORIDA           | 192          | 28,012   | 1,624    | 5%               | 29,828  |
| AIT LABORATORIES                              |              | 25,969   | 3,050    | 11%              | 29,019  |
| LAKELAND REGIONAL MEDICAL CENTER              | 80           | 23,870   | 2,920    | 11%              | 26,870  |
| ST VINCENT'S MEDICAL CENTER - RIVERSIDE       | 1            | 23,313   | 2,744    | 11%              | 26,058  |
| CAPE CORAL HOSPITAL CLINICAL LABORATORY       | 1            | 17,290   | 3,088    | 15%              | 20,379  |
| WALGREENS                                     | 11           | 17,302   | 2,922    | 14%              | 20,235  |
| AKESOGEN                                      |              | 15,403   | 2,394    | 13%              | 17,797  |
| IMPACT HEALTH BIOMETRIC TESTING, INC          | 196          | 15,235   | 2,155    | 12%              | 17,586  |
| BROWARD GENERAL MEDICAL CENTER-CLINICAL LAB   | 2            | 15,488   | 2,080    | 12%              | 17,570  |
| NIZNIK LAB CORP                               | 347          | 11,247   | 5,047    | 30%              | 16,641  |
| BAPTIST MEDICAL CENTER JACKSONVILLE           | 1            | 15,078   | 1,010    | 6%               | 16,089  |
| SHANDS JACKSONVILLE MEDICAL CENTER INC        | 31           | 14,301   | 1,358    | 9%               | 15,690  |
| BAPTIST HOSPITAL OF MIAMI CLINICAL LABORATORY | 28           | 12,642   | 2,770    | 18%              | 15,440  |
| TALLAHASSEE MEMORIAL HOSPITAL                 | 76           | 13,311   | 1,001    | 7%               | 14,388  |

# COVID-19: testing by laboratory

Data through Aug 27, 2020 verified as of Aug 28, 2020 at 09:25 AM

Data in this report are provisional and subject to change.

The numbers in the table below represent the number of Florida and non-Florida residents for whom test results were received by the Department of Health. A person can be tested by more than one laboratory and can have both positive and negative results. **Therefore, the sum of the numbers in each column will be larger than the total number of people tested.**

| Reporting lab                                   | Inconclusive | Negative | Positive | Percent positive | Total  |
|---|--------------|----------|----------|------------------|--------|
| ADVENTHEALTH DAYTONA BEACH                      | 27           | 13,096   | 1,033    | 7%               | 14,156 |
| STATLAB_MOBILE                                  | 1            | 12,739   | 1,143    | 8%               | 13,883 |
| FLORIDA HOSPITAL - TAMPA                        | 5            | 12,284   | 1,246    | 9%               | 13,535 |
| SARASOTA MEMORIAL HOSPITAL MAIN LAB             | 12           | 12,316   | 1,054    | 8%               | 13,382 |
| APPLIED INGENUITY DIAGNOSTICS LLC               |              | 11,805   | 789      | 6%               | 12,594 |
| NAPLES COMMUNITY HOSPITAL                       | 25           | 11,070   | 1,311    | 11%              | 12,406 |
| PALMETTO GENERAL HOSPITAL LAB                   | 3            | 9,467    | 2,881    | 23%              | 12,351 |
| CLEVELAND CLINIC HOSPITAL LAB                   | 4            | 11,132   | 1,182    | 10%              | 12,318 |
| ST JOSEPHS HOSPITAL LABORATORY                  | 11           | 10,460   | 1,571    | 13%              | 12,042 |
| MILLENNIUM PHYSICIAN GROUP                      |              | 9,675    | 1,888    | 16%              | 11,563 |
| MOUNT SINAI MEDICAL CENTER                      | 6            | 10,293   | 1,243    | 11%              | 11,542 |
| UNIVERSITY OF MIAMI HOSPITAL                    | 9            | 9,345    | 1,698    | 15%              | 11,052 |
| NICKLAUS CHILDREN'S HOSPITAL                    | 36           | 8,749    | 2,127    | 19%              | 10,912 |
| NORTH FLORIDA REGIONAL MEDICAL CENTER           |              | 9,574    | 1,108    | 10%              | 10,682 |
| ECCO LAB GROUP CO                               | 279          | 7,287    | 2,418    | 24%              | 9,984  |
| JFK MEDICAL CENTER LAB                          | 1            | 8,354    | 1,566    | 16%              | 9,921  |
| INTEGRATED REGIONAL LABORATORIES LLP            |              | 8,179    | 1,565    | 16%              | 9,744  |
| SAINT MARY'S MEDICAL CENTER                     | 13           | 8,215    | 1,302    | 14%              | 9,530  |
| BRANDON REGIONAL HOSPITAL                       |              | 7,990    | 1,464    | 15%              | 9,454  |
| AMERICAN HEALTH ASSOCIATES                      | 8            | 7,901    | 1,426    | 15%              | 9,335  |
| JUPITER MEDICAL CENTER LAB                      | 41           | 8,151    | 1,066    | 12%              | 9,258  |
| SOUTH MIAMI HOSPITAL LAB                        | 12           | 8,008    | 1,192    | 13%              | 9,212  |
| QUEST NEW ENGLAND                               | 35           | 7,983    | 999      | 11%              | 9,017  |
| MORTON PLANT HOSPITAL-ADLER INSTITUTE           | 8            | 8,225    | 663      | 7%               | 8,896  |
| LABCORP BURLINGTON (LPP)                        | 3            | 8,044    | 402      | 5%               | 8,449  |
| WELLINGTON REGIONAL MED CTR LAB                 | 3            | 7,171    | 1,152    | 14%              | 8,326  |
| FLORIDA HOSPITAL WATERMAN LABORATORY            | 17           | 7,555    | 646      | 8%               | 8,218  |
| INDIAN RIVER MEDICAL CENTER LAB                 |              | 7,349    | 505      | 6%               | 7,854  |
| PANCARE OF FLORIDA INC                          |              | 7,264    | 552      | 7%               | 7,816  |
| LARKIN COMMUNITY HOSPITAL INC DBA CARDIOTROPIC  |              | 4,360    | 3,322    | 43%              | 7,682  |
| MEMORIAL REGIONAL HOSPITAL CLINICAL LABORATORY  | 8            | 6,928    | 540      | 7%               | 7,476  |
| QUEST DIAGNOSTICS INFECTIOUS DISEASE INC        | 49           | 5,654    | 1,532    | 21%              | 7,235  |
| REAL DIAGNOSTICS                                | 77           | 6,554    | 467      | 7%               | 7,098  |
| ACCESS DX LABORATORY                            | 73           | 5,906    | 1,095    | 15%              | 7,074  |
| LARKIN COMMUNITY HOSPITAL                       | 10           | 5,941    | 1,118    | 16%              | 7,069  |
| BIOCERNA LABS                                   | 268          | 5,657    | 1,103    | 16%              | 7,028  |
| HOMESTEAD HOSPITAL CLINICAL LABORATORY          | 13           | 5,341    | 1,574    | 23%              | 6,928  |
| LEESBURG REGIONAL MEDICAL CENTER                |              | 6,170    | 748      | 11%              | 6,918  |
| ARNOLD PALMER MEDICAL CENTER CLINICAL LAB       |              | 6,583    | 241      | 4%               | 6,824  |
| ABL MEDICAL CARE LLC                            |              | 6,182    | 606      | 9%               | 6,788  |
| DELRAY MEDICAL CENTER                           | 2            | 5,964    | 740      | 11%              | 6,706  |
| DRS CLACK SPENCER WHITE & MCCORMACK PA D/B/A    |              | 5,980    | 723      | 11%              | 6,703  |
| BAPTIST HOSPITAL OF MIAMI MOLECULAR DIAGNOSTICS | 58           | 5,757    | 846      | 13%              | 6,661  |
| AEGIS SCIENCES CORPORATION                      | 27           | 5,958    | 552      | 8%               | 6,537  |



# COVID-19: testing by laboratory

Data through Aug 27, 2020 verified as of Aug 28, 2020 at 09:25 AM

Data in this report are provisional and subject to change.

The numbers in the table below represent the number of Florida and non-Florida residents for whom test results were received by the Department of Health. A person can be tested by more than one laboratory and can have both positive and negative results. **Therefore, the sum of the numbers in each column will be larger than the total number of people tested.**

| Reporting lab                                      | Inconclusive | Negative | Positive | Percent positive | Total |
|--|--------------|----------|----------|------------------|-------|
| MEMORIAL HOSPITAL JACKSONVILLE                     | 8            | 5,079    | 1,324    | 21%              | 6,411 |
| OSCEOLA REGIONAL MEDICAL CENTER                    | 1            | 5,370    | 1,033    | 16%              | 6,404 |
| Lee Memorial Hospital                              |              | 5,006    | 1,389    | 22%              | 6,395 |
| WEST KENDALL BAPTIST HOSPITAL LABORATORY           | 4            | 4,981    | 1,362    | 21%              | 6,347 |
| ST ANTHONY'S HOSPITAL LAB                          | 11           | 5,503    | 730      | 12%              | 6,244 |
| WINTER HAVEN HOSPITAL CLINICAL LABORATORY          | 1            | 5,119    | 967      | 16%              | 6,087 |
| LAWNWOOD REGIONAL MEDICAL CENTER                   | 1            | 4,972    | 939      | 16%              | 5,912 |
| QUEST DIAGNOSTICS - WEST HILLS                     | 21           | 5,581    | 212      | 4%               | 5,814 |
| GOOD SAMARITAN MEDICAL CENTER LAB                  | 1            | 4,764    | 912      | 16%              | 5,677 |
| BOSTON HEART DIAGNOSTICS CORP                      |              | 4,824    | 778      | 14%              | 5,602 |
| BAPTIST MEDICAL CENTER SOUTH                       |              | 5,206    | 395      | 7%               | 5,601 |
| ST JOSEPHS HOSPITAL                                | 7            | 4,826    | 715      | 13%              | 5,548 |
| MEASE COUNTRYSIDE LAB                              | 1            | 4,899    | 531      | 10%              | 5,431 |
| ORANGE PARK MEDICAL CENTER                         | 9            | 4,278    | 1,133    | 21%              | 5,420 |
| GULF COAST MEDICAL CENTER MICROLAB                 |              | 3,959    | 1,314    | 25%              | 5,273 |
| MARTIN HOSPITAL SOUTH LAB                          |              | 4,763    | 279      | 6%               | 5,042 |
| HALIFAX MEDICAL CENTER LAB                         | 21           | 4,289    | 701      | 14%              | 5,011 |
| BETHESDA HOSPITAL EAST                             |              | 4,369    | 584      | 12%              | 4,953 |
| BAPTIST HOSPITAL LABORATORY                        | 4            | 4,109    | 797      | 16%              | 4,910 |
| WEST FLORIDA HOSPITAL LAB                          |              | 3,829    | 1,053    | 22%              | 4,882 |
| QUEST DIAGNOSTICS NICHOLS INSTITUTE - SJC (ELR)    | 26           | 4,165    | 673      | 14%              | 4,864 |
| FLORIDA HOSPITAL HEARTLAND MED CTR CLINICAL LAB    | 1            | 4,324    | 499      | 10%              | 4,824 |
| WEST BOCA MEDICAL CENTER LAB                       |              | 4,239    | 484      | 10%              | 4,723 |
| WESTSIDE REGIONAL MED CTR                          | 2            | 3,789    | 926      | 20%              | 4,717 |
| MANATEE MEMORIAL HOSPITAL                          |              | 4,216    | 480      | 10%              | 4,696 |
| RUTGERS CLINICAL GENOMICS LABORATORY               | 10           | 4,479    | 190      | 4%               | 4,679 |
| CORAL GABLES HOSPITAL CLINICAL LABORATORY          |              | 3,547    | 1,063    | 23%              | 4,610 |
| FLORIDA HOSPITAL WESLEY CHAPEL                     | 1            | 4,172    | 383      | 8%               | 4,556 |
| LARGO MEDICAL CENTER                               |              | 3,880    | 572      | 13%              | 4,452 |
| NCH NORTH NAPLES HOSPITAL LAB                      | 5            | 3,794    | 611      | 14%              | 4,410 |
| OAK HILL HOSPITAL                                  |              | 3,891    | 512      | 12%              | 4,403 |
| PALM BEACH GARDENS MEDICAL CTR LAB                 |              | 3,973    | 421      | 10%              | 4,394 |
| NORTHWEST MEDICAL CENTER                           | 1            | 3,392    | 989      | 23%              | 4,382 |
| MERCY HOSPITAL A CAMPUS OF PLANTATION GEN HOSP LAB | 1            | 3,233    | 1,128    | 26%              | 4,362 |
| HEALTH PARK MEDICAL CENTER CLINICAL LAB            |              | 3,471    | 835      | 19%              | 4,306 |
| DOCTORS HOSPITAL                                   | 2            | 3,430    | 873      | 20%              | 4,305 |
| PATIENTS FIRST LAKE ELLA MEDICAL CENTER PA         |              | 3,310    | 986      | 23%              | 4,296 |
| THE VILLAGES REGIONAL HOSPITAL                     |              | 3,973    | 323      | 8%               | 4,296 |
| AVENTURA HOSPITAL LAB                              |              | 3,191    | 1,102    | 26%              | 4,293 |
| MEMORIAL HOSPITAL WEST LABORATORY SERVICES         | 13           | 3,690    | 425      | 10%              | 4,128 |
| Capital Regional Medical Ctr                       |              | 3,272    | 812      | 20%              | 4,084 |
| BROWARD HEALTH NORTH CLINICAL LABORATORY           |              | 3,437    | 573      | 14%              | 4,010 |
| PALMS WEST HOSPITAL LAB                            | 2            | 3,156    | 849      | 21%              | 4,007 |
| CORAL SPRINGS MED CTR                              |              | 3,559    | 438      | 11%              | 3,997 |

# COVID-19: testing by laboratory

Data through Aug 27, 2020 verified as of Aug 28, 2020 at 09:25 AM

Data in this report are provisional and subject to change.

The numbers in the table below represent the number of Florida and non-Florida residents for whom test results were received by the Department of Health. A person can be tested by more than one laboratory and can have both positive and negative results. **Therefore, the sum of the numbers in each column will be larger than the total number of people tested.**

| Reporting lab                                      | Inconclusive | Negative | Positive | Percent positive | Total |
|--|--------------|----------|----------|------------------|-------|
| NORTH SHORE MEDICAL CENTER                         |              | 3,108    | 877      | 22%              | 3,985 |
| QUEST DIAGNOSTICS                                  | 3            | 3,604    | 363      | 9%               | 3,970 |
| FLORIDA HOSPITAL ZEPHYRHILLS                       |              | 3,638    | 298      | 8%               | 3,936 |
| BLAKE MEDICAL CENTER                               |              | 3,239    | 696      | 18%              | 3,935 |
| FLORIDA HOSPITAL FLAGLER                           | 2            | 3,652    | 258      | 7%               | 3,912 |
| FLORIDA MEDICAL CENTER - A CAMPUS OF NORTH SHORE   | 2            | 3,270    | 599      | 15%              | 3,871 |
| EXACT SCIENCES LABORATORIES                        |              | 3,407    | 333      | 9%               | 3,740 |
| MOFFITT CANCER CENTER                              | 5            | 3,649    | 68       | 2%               | 3,722 |
| FLORIDA HOSPITAL DELAND                            | 8            | 3,071    | 614      | 17%              | 3,693 |
| PLANTATION GENERAL HOSPITAL                        |              | 2,692    | 881      | 25%              | 3,573 |
| REGIONAL MEDICAL CENTER BAYONET POINT              | 2            | 3,268    | 288      | 8%               | 3,558 |
| INFORM DIAGNOSTICS, INC                            |              | 3,334    | 194      | 5%               | 3,528 |
| FLORIDA HOSPITAL OF CARROLLWOOD                    |              | 3,030    | 497      | 14%              | 3,527 |
| CLEVELAND CLINIC MARTIN SOUTH HOSPITAL             |              | 3,198    | 323      | 9%               | 3,521 |
| CARDIOTROPIC LABS                                  | 81           | 2,716    | 710      | 20%              | 3,507 |
| BAYFRONT MEDICAL CENTER                            | 12           | 2,592    | 874      | 25%              | 3,478 |
| NEMOURS CHILDRENS HOSPITAL                         |              | 3,361    | 88       | 3%               | 3,449 |
| MEDICAL CENTER OF TRINITY CLINICAL LABORATORY      |              | 2,893    | 475      | 14%              | 3,368 |
| NEW YORK STATE ELR - SUNRISE MEDICAL LABORATORIES  |              | 3,288    | 77       | 2%               | 3,365 |
| NORTHSIDE HOSPITAL AND HEART INSTITUTE             |              | 2,893    | 452      | 14%              | 3,345 |
| LAKE CITY MEDICAL CENTER                           |              | 2,429    | 779      | 24%              | 3,208 |
| OCALA REGIONAL MEDICAL CENTER                      |              | 2,756    | 407      | 13%              | 3,163 |
| BAPTIST MEDICAL CENTER - BEACHES                   |              | 2,909    | 204      | 7%               | 3,113 |
| DR. P. PHILLIPS HOSPITAL                           |              | 2,973    | 132      | 4%               | 3,105 |
| MORTON PLANT-MEASE                                 | 1            | 2,778    | 211      | 7%               | 2,990 |
| CENTRAL FLORIDA REGIONAL HOSPITAL                  |              | 2,579    | 397      | 13%              | 2,976 |
| GULF COAST MEDICAL CENTER LAB                      |              | 2,292    | 660      | 22%              | 2,952 |
| FULGENT DIAGNOSTICS                                | 77           | 2,687    | 180      | 6%               | 2,944 |
| ST JOSEPHS NORTH HOSPITAL LAB                      |              | 2,604    | 335      | 11%              | 2,939 |
| LEON MEDICAL CENTERS LLC                           |              | 2,342    | 595      | 20%              | 2,937 |
| INGENIOUS PERSONALIZED MEDICINE                    | 17           | 2,083    | 837      | 28%              | 2,937 |
| IMPERIAL POINT MEDICAL CENTER                      |              | 2,619    | 275      | 10%              | 2,894 |
| LAKEWOOD RANCH MEDICAL CENTER                      |              | 2,587    | 262      | 9%               | 2,849 |
| NIGHT LITE PEDIATRICS                              | 1            | 2,080    | 687      | 25%              | 2,768 |
| ST LUCIE MEDICAL CENTER                            |              | 2,147    | 535      | 20%              | 2,682 |
| SOUTH LAKE HOSPITAL                                |              | 2,551    | 124      | 5%               | 2,675 |
| ALL CHILDREN'S HOSPITAL LAB                        |              | 2,442    | 184      | 7%               | 2,626 |
| SOUTH FLORIDA BAPTIST HOSPITAL MICRO               | 1            | 2,208    | 401      | 15%              | 2,610 |
| PHYSICIANS REGIONAL MEDICAL CENTER - PINE RIDGE RD |              | 2,114    | 483      | 19%              | 2,597 |
| UHEALTH CORAL GABLES/LENNAR MED CTR                |              | 2,458    | 127      | 5%               | 2,585 |
| POINCIANA MEDICAL CENTER                           |              | 1,879    | 703      | 27%              | 2,582 |
| WEST MARION COMMUNITY HOSPITAL LAB                 |              | 2,158    | 320      | 13%              | 2,478 |
| BAPTIST MEDICAL CENTER - NASSAU                    |              | 2,319    | 127      | 5%               | 2,446 |
| WESTCHESTER HOSPITAL                               | 18           | 1,952    | 429      | 18%              | 2,399 |
| UNIVERSITY HOSPITAL AND MEDICAL CENTER             |              | 1,753    | 612      | 26%              | 2,365 |
| SOUTH SEMINOLE HOSPITAL LABORATORY                 |              | 2,251    | 98       | 4%               | 2,349 |

# COVID-19: testing by laboratory

Data through Aug 27, 2020 verified as of Aug 28, 2020 at 09:25 AM

Data in this report are provisional and subject to change.

The numbers in the table below represent the number of Florida and non-Florida residents for whom test results were received by the Department of Health. A person can be tested by more than one laboratory and can have both positive and negative results. **Therefore, the sum of the numbers in each column will be larger than the total number of people tested.**

| Reporting lab  | Inconclusive | Negative | Positive | Percent positive | Total |
|--|--------------|----------|----------|------------------|-------|
| MEDCOMP SCIENCES LLC   | 28           | 1,294    | 1,026    | 44%              | 2,348 |
| FLORIDA HOSPITAL NORTH PINELLAS                              | 5            | 2,146    | 165      | 7%               | 2,316 |
| VISTA CLINICAL   |              | 1,165    | 1,145    | 50%              | 2,310 |
| ACCESS MEDICAL LABORATORIES                                  |              | 1,273    | 988      | 44%              | 2,261 |
| WEST PALM HOSPITAL LAB                                       |              | 1,927    | 328      | 15%              | 2,255 |
| QUEST DIAGNOSTICS - ATLANTA                                  | 4            | 1,981    | 251      | 11%              | 2,236 |
| FLORIDA HOSPITAL FISH MEMORIAL                               | 1            | 1,874    | 339      | 15%              | 2,214 |
| WALGREEN CO  | 2            | 1,952    | 251      | 11%              | 2,205 |
| MEMORIAL HOSPITAL MICRO                                      |              | 1,866    | 218      | 10%              | 2,084 |
| ST PETERSBURG GENERAL HOSPITAL                               |              | 1,532    | 490      | 24%              | 2,022 |
| HIALEAH HOSPITAL   | 4            | 1,532    | 467      | 23%              | 2,003 |
| ANNE BATES LEACH EYE HOSPITAL/ ABLEH MICROBIOLOGY LABORATORY |              | 1,900    | 46       | 2%               | 1,946 |
| MEMORIAL HOSPITAL- MIRAMAR                                   | 10           | 1,777    | 155      | 8%               | 1,942 |
| QUEST DIAGNOSTICS LENEXA                                     | 16           | 1,739    | 158      | 8%               | 1,913 |
| BAPTIST NORTH EMERGENCY CENTER                               |              | 1,401    | 499      | 26%              | 1,900 |
| FORT WALTON BEACH MEDICAL CENTER                             |              | 1,609    | 291      | 15%              | 1,900 |
| MEASE DUNEDIN HOSPITAL                                       | 4            | 1,710    | 185      | 10%              | 1,899 |
| CITRUS MEMORIAL HOSPITAL LABORATORY                          |              | 1,746    | 131      | 7%               | 1,877 |
| ADVENTHEALTH OCALA LABORATORY                                |              | 1,576    | 289      | 15%              | 1,865 |
| HEALTHQUEST ESOTERICS  |              | 1,094    | 745      | 41%              | 1,839 |
| OVIEDO MEDICAL CENTER  |              | 1,491    | 276      | 16%              | 1,767 |
| NONA SCIENTIFIC  | 2            | 1,410    | 341      | 19%              | 1,753 |
| CLEVELAND CLINIC TRADITION HOSPITAL                          |              | 1,545    | 186      | 11%              | 1,731 |
| LEE HEALTH COCONUT POINT CLINICAL LAB                        | 1            | 1,372    | 339      | 20%              | 1,712 |
| DOCTORS HOSPITAL OF SARASOTA CLINICAL LABORATORY             |              | 1,504    | 178      | 11%              | 1,682 |
| MEMORIAL HOSPITAL PEMBROKE                                   | 3            | 1,449    | 206      | 12%              | 1,658 |
| RAULERSON HOSPITAL   |              | 1,344    | 282      | 17%              | 1,626 |
| PALMS OF PASADENA HOSPITAL                                   |              | 1,349    | 222      | 14%              | 1,571 |
| WALGREENS OAKLAND PARK                                       | 2            | 1,367    | 176      | 11%              | 1,545 |
| OPTEO LABORATORY   |              | 1,505    | 29       | 2%               | 1,534 |
| CLEVELAND CLINIC MARTIN NORTH HOSPITAL                       |              | 1,330    | 202      | 13%              | 1,532 |
| P4 CLINICAL, LLC   | 24           | 1,281    | 186      | 12%              | 1,491 |
| PUTNAM COMMUNITY MEDICAL CENTER                              |              | 1,271    | 201      | 14%              | 1,472 |
| SOUTH BAY HOSPITAL MICRO                                     |              | 1,213    | 242      | 17%              | 1,455 |
| PHYSICIANS REGIONAL MEDICAL CENTER - COLLIER BLVD            | 1            | 1,096    | 326      | 23%              | 1,423 |
| AVECINA MEDICAL OAKLEAF                                      |              | 954      | 448      | 32%              | 1,402 |
| BETHESDA HOSPITAL WEST                                       |              | 1,232    | 151      | 11%              | 1,383 |
| LOWER KEYS MEDICAL CENTER                                    |              | 1,251    | 130      | 9%               | 1,381 |
| TWIN CITIES HOSPITAL   |              | 1,213    | 126      | 9%               | 1,339 |
| PWN HEALTH   | 6            | 899      | 430      | 32%              | 1,335 |
| ST VINCENT'S MEDICAL CENTER - SOUTHSIDE                      |              | 1,307    | 27       | 2%               | 1,334 |
| BARTOW REGIONAL MEDICAL CENTER                               | 1            | 1,138    | 193      | 14%              | 1,332 |
| QUEST DIAGNOSTICS - MIRAMAR                                  | 6            | 350      | 968      | 73%              | 1,324 |
| SYNERGY LABORATORIES   | 6            | 1,167    | 113      | 9%               | 1,286 |
| BMCT Molecular Diagnostics Subsection                        |              | 993      | 233      | 19%              | 1,226 |
| CLINICORE  |              | 1,112    | 91       | 8%               | 1,203 |

# COVID-19: testing by laboratory

Data through Aug 27, 2020 verified as of Aug 28, 2020 at 09:25 AM

Data in this report are provisional and subject to change.

The numbers in the table below represent the number of Florida and non-Florida residents for whom test results were received by the Department of Health. A person can be tested by more than one laboratory and can have both positive and negative results. **Therefore, the sum of the numbers in each column will be larger than the total number of people tested.**

| Reporting lab  | Inconclusive | Negative | Positive | Percent positive | Total |
|--|--------------|----------|----------|------------------|-------|
| LAKESIDE MEDICAL CENTER  |              | 821      | 354      | 30%              | 1,175 |
| SACRED HEART-EMERALD COAST                                     |              | 990      | 184      | 16%              | 1,174 |
| HOLIDAY CVS LLC  |              | 1,126    | 6        | 1%               | 1,132 |
| QUEST DIAGNOSTICS WOOD DALE                                    | 3            | 1,042    | 79       | 7%               | 1,124 |
| HIGHLANDS REGIONAL MEDICAL CENTER                              |              | 932      | 188      | 17%              | 1,120 |
| GULF BREEZE HOSPITAL LAB                                       | 1            | 975      | 143      | 13%              | 1,119 |
| VIKOR SCIENTIFIC   | 2            | 607      | 432      | 41%              | 1,041 |
| UNIVERSITY OF MIAMI HOSPITAL & CLINICS                         | 2            | 968      | 58       | 6%               | 1,028 |
| ORLANDO VA MEDICAL CENTER                                      |              | 858      | 143      | 14%              | 1,001 |
| PATIENTS CHOICE LABORATORIES                                   |              | 525      | 472      | 47%              | 997   |
| UHEALTH DEERFIELD BEACH/UMSYLVESTER DEERFIELD BEACH LABORATORY | 3            | 949      | 41       | 4%               | 993   |
| LMHS   |              | 901      | 76       | 8%               | 977   |
| ENGLEWOOD COMMUNITY HOSPITAL                                   |              | 862      | 78       | 8%               | 940   |
| BAPTIST EMERGENCY CENTER OAKLEAF                               |              | 756      | 158      | 17%              | 914   |
| GENE BY GENE, GENOMICS RESEARCH CENTER LAB                     | 31           | 798      | 65       | 7%               | 894   |
| MARINERS HOSPITAL  |              | 783      | 97       | 11%              | 880   |
| AVENTUS BIOLABS  | 1            | 382      | 495      | 56%              | 878   |
| AVECINA MEDICAL SOUTHSIDE                                      |              | 601      | 252      | 30%              | 853   |
| BAPTIST HEALTH EMERGENCY CENTER COUNTRY WALK                   |              | 679      | 153      | 18%              | 832   |
| FLORIDA HOSPITAL ORLANDO                                       |              | 745      | 74       | 9%               | 819   |
| ST VINCENTS CLAY COUNTY  |              | 775      | 26       | 3%               | 801   |
| PATHNOSTICS  |              | 83       | 710      | 90%              | 793   |
| BAPTIST EMERGENCY CENTER CLAY                                  |              | 677      | 101      | 13%              | 778   |
| LABCORP  | 1            | 412      | 328      | 44%              | 741   |
| CLARITY LAB SOLUTIONS  |              | 597      | 126      | 17%              | 723   |
| JACKSON HOSPITAL CLINICAL LABORATORY                           |              | 635      | 85       | 12%              | 720   |
| CAPSTONE HEALTHCARE  |              | 469      | 242      | 34%              | 711   |
| DESOTO MEMORIAL HOSPITAL CLINICAL LABORATORY                   | 3            | 551      | 128      | 19%              | 682   |
| MINUTECLINIC LLC #3703   |              | 611      | 70       | 10%              | 681   |
| Assurance Scientific Laboratories                              |              | 522      | 144      | 22%              | 666   |
| FLORIDA LABORATORY ANALYSIS                                    |              | 420      | 243      | 37%              | 663   |
| ADVANCE MEDICAL OF NAPLES                                      |              |          | 655      | 100%             | 655   |
| LABCORP RTP  | 3            | 75       | 573      | 88%              | 651   |
| FLOWERS HOSPITAL   |              | 579      | 47       | 8%               | 626   |
| LAB24 INC  | 1            | 28       | 590      | 95%              | 619   |
| TAMPA COMMUNITY HOSPITAL                                       |              | 441      | 176      | 29%              | 617   |
| BARDMOOR LABORATORY  | 1            | 534      | 72       | 12%              | 607   |
| NONE   |              | 281      | 325      | 54%              | 606   |
| VAMC ORLANDO   |              | 303      | 298      | 50%              | 601   |
| EGLIN AIRFORCE BASE LAB  |              | 478      | 118      | 20%              | 596   |
| PATIENTS FIRST - MAHAN DRIVE                                   |              | 164      | 429      | 72%              | 593   |
| QUEST  | 4            | 146      | 435      | 74%              | 585   |
| PHYSICIANS STAT LAB  |              | 138      | 436      | 76%              | 574   |
| NCH HEALTHCARE SYSTEM MICROBIOLOGY LAB                         |              | 1        | 559      | 100%             | 560   |
| AVERO DIAGNOSTICS - IRVING                                     |              | 467      | 90       | 16%              | 557   |
| NCH NORTHEAST  | 3            | 365      | 187      | 34%              | 555   |

# COVID-19: testing by laboratory

Data through Aug 27, 2020 verified as of Aug 28, 2020 at 09:25 AM

Data in this report are provisional and subject to change.

The numbers in the table below represent the number of Florida and non-Florida residents for whom test results were received by the Department of Health. A person can be tested by more than one laboratory and can have both positive and negative results. **Therefore, the sum of the numbers in each column will be larger than the total number of people tested.**

| Reporting lab   | Inconclusive | Negative | Positive | Percent positive | Total |
|---|--------------|----------|----------|------------------|-------|
| LEE MEMORIAL HOSPITAL LAB                                       |              |          | 551      | 100%             | 551   |
| SANTA ROSA MEDICAL CENTER                                       |              | 344      | 197      | 36%              | 541   |
| UNITED CLINICAL LABORATORY LLC                                  |              | 4        | 533      | 99%              | 537   |
| QUEST DIAGNOSTICS - IRVING                                      | 10           | 338      | 178      | 34%              | 526   |
| HOLY CROSS HOSPITAL LABORATORY                                  |              |          | 507      | 100%             | 507   |
| PHAROS HEALTH   |              | 372      | 129      | 26%              | 501   |
| SOUTHEAST ALABAMA MEDICAL CENT                                  |              | 448      | 44       | 9%               | 492   |
| NIGHT LITE PEDIATRICS URGENT CARE                               |              | 427      | 57       | 12%              | 484   |
| MAVERICK LABS   |              | 347      | 130      | 27%              | 477   |
| WALGREENS ORLANDO   |              | 432      | 43       | 9%               | 475   |
| ASSOCIATED PATHOLOGISTS, LLC                                    |              | 392      | 78       | 17%              | 470   |
| LUMINUS DIAGNOSTICS   |              | 307      | 148      | 33%              | 455   |
| PANCARE OF FLORIDA, INC   |              |          | 443      | 100%             | 443   |
| DYNIX DIAGNOSTICS   | 1            | 240      | 188      | 44%              | 429   |
| HISTOPATHOLOGY SERVICES, LLC                                    |              | 354      | 60       | 14%              | 414   |
| ORLANDO VETERANS AFFAIRS MEDICAL CENTER                         |              | 112      | 296      | 73%              | 408   |
| ATLANTIS URGENT CARE  |              | 285      | 123      | 30%              | 408   |
| ARCPPOINT LABS - FORT MYERS                                     |              | 299      | 100      | 25%              | 399   |
| MEDARBOR DIAGNOSTICS  |              | 1        | 396      | 100%             | 397   |
| MARTIN MEMORIAL LABORATORY AT ST LUCIE WEST                     |              | 346      | 50       | 13%              | 396   |
| LAB CORP  | 1            | 161      | 228      | 58%              | 390   |
| NEW YORK STATE ELR - NORTH SHORE LONG ISLAND JEWISH HEALTH      |              | 364      | 23       | 6%               | 387   |
| UAB HIGHLANDS LABORATORY  |              | 381      | 3        | 1%               | 384   |
| HOLIDAY CVS LLC DBA CVSPHARMACY #5155                           |              | 376      | 4        | 1%               | 380   |
| QUEST DIAGNOSTICS NICHOLS INSTITUTE                             | 5            | 353      | 17       | 5%               | 375   |
| NORTH FLORIDA PEDIATRICS-TALLAHASSEE                            |              | 345      | 29       | 8%               | 374   |
| NEW YORK STATE ELR - NYU HOSPITALS CENTER CLINICAL LABORATORIES |              | 350      | 12       | 3%               | 362   |
| CLARITY LABS  |              | 312      | 49       | 14%              | 361   |
| MEMORIAL PEMBROKE 24/7 CARE CENTER                              |              | 266      | 93       | 26%              | 359   |
| INFORM DIAGNOSTICS  |              | 349      | 2        | 1%               | 351   |
| ECCOLAB GROUP   | 1            | 79       | 261      | 77%              | 341   |
| NEW YORK STATE ELR - LENCO MEDICAL LABORATORY                   |              | 322      | 13       | 4%               | 335   |
| JAY HOSPITAL CLINICAL LABORATORY                                |              | 243      | 83       | 25%              | 326   |
| DAVITA LABS   |              | 290      | 26       | 8%               | 316   |
| AVECINA MEDICAL JULINGTON                                       |              | 138      | 175      | 56%              | 313   |
| ADVENT HEALTH CENTRA CARE: WATERFORD LAKES                      |              | 248      | 65       | 21%              | 313   |
| NEW YORK STATE ELR - DEPARTMENT OF CLINICAL LABS                |              | 301      | 5        | 2%               | 306   |
| NCF DIAGNOSTICS & DNA TECHNOLOGIES                              | 10           | 51       | 235      | 79%              | 296   |
| CORE DIAGNOSTIC LABORATORIES LLC                                |              | 219      | 75       | 26%              | 294   |
| TENNESSEE DOH - NASHVILLE                                       | 2            | 253      | 31       | 11%              | 286   |
| TALLAHASSEE PRIMARY CARE ASSOCIATES                             |              | 274      | 9        | 3%               | 283   |
| SUNRISE MEDICAL LABORATORIES                                    |              | 218      | 62       | 22%              | 280   |
| VETERANS AFFAIRS MEDICAL CENTER LAB                             |              | 9        | 264      | 97%              | 273   |
| LABCORP TAMPA   | 1            | 30       | 241      | 89%              | 272   |
| BAPTIST MD ANDERSON CANCER CENTER                               |              | 269      | 2        | 1%               | 271   |
| TEMPUS CLINICAL LABORATORY                                      | 1            | 243      | 25       | 9%               | 269   |

# COVID-19: testing by laboratory

Data through Aug 27, 2020 verified as of Aug 28, 2020 at 09:25 AM

Data in this report are provisional and subject to change.

The numbers in the table below represent the number of Florida and non-Florida residents for whom test results were received by the Department of Health. A person can be tested by more than one laboratory and can have both positive and negative results. **Therefore, the sum of the numbers in each column will be larger than the total number of people tested.**

| Reporting lab   | Inconclusive | Negative | Positive | Percent positive | Total |
|---|--------------|----------|----------|------------------|-------|
| NITE LITE PEDIATRICS  |              | 170      | 97       | 36%              | 267   |
| THERADOC  |              | 150      | 110      | 42%              | 260   |
| FULGENT DIAGNOSTICS LABORATORY                                    | 4            | 246      | 8        | 3%               | 258   |
| FLO-MEDILAB SERVICES  |              | 82       | 175      | 68%              | 257   |
| SANFORD REFERENCE LAB   |              | 246      | 10       | 4%               | 256   |
| GENESIS REFERENCE LABORATORIES                                    |              | 1        | 254      | 100%             | 255   |
| FLAGLER HOSPITAL  | 5            | 18       | 229      | 91%              | 252   |
| BAYA URGENT CARE  |              | 3        | 246      | 99%              | 249   |
| EXPRESS GENE MOLECULAR DIAGNOSTIC LABORATORY                      |              | 2        | 246      | 99%              | 248   |
| UNKNOWN   |              | 16       | 230      | 93%              | 246   |
| STEWART REFERENCE LABORATORY                                      |              | 101      | 142      | 58%              | 243   |
| HOLMES REGIONAL MEDICAL CENTER                                    |              | 3        | 235      | 99%              | 238   |
| SMA SPECIALITY MEDICAL LAB  |              | 62       | 172      | 74%              | 234   |
| ASCEND CLINICAL   |              | 224      | 4        | 2%               | 228   |
| AMELIA URGENT CARE  |              | 88       | 137      | 61%              | 225   |
| HENDRY REGIONAL MEDICAL CENTER                                    |              | 9        | 216      | 96%              | 225   |
| LABTECH DIAGNOSTIC  |              | 99       | 124      | 56%              | 223   |
| EUROFINS NTD, LLC   |              | 192      | 28       | 13%              | 220   |
| ST CLOUD REGIONAL MEDICAL CENTER                                  |              | 126      | 94       | 43%              | 220   |
| JAMES A. HALEY VETERANS MICRO LAB                                 |              |          | 218      | 100%             | 218   |
| BIOCERNA LLC  | 8            | 156      | 53       | 24%              | 217   |
| MEDSCAN LABORATORY INC  |              | 136      | 80       | 37%              | 216   |
| CENTRA CARE   |              | 35       | 177      | 83%              | 212   |
| MINI ER ADULT AND PEDIATRIC URGENT CARE                           |              | 200      | 9        | 4%               | 209   |
| GESSLER CLINIC  |              | 1        | 206      | 100%             | 207   |
| ADVENTHEALTH LAB  |              |          | 203      | 100%             | 203   |
| MARTIN MEMORIAL MEDICAL CENTER LAB                                |              | 100      | 103      | 51%              | 203   |
| VAMC WEST PALM LAB  |              | 5        | 196      | 98%              | 201   |
| MOLECULAR INFECTIOUS DISEASES                                     |              | 196      | 4        | 2%               | 200   |
| FLORIDA WOMAN CARE LABORATORY LLC                                 |              | 175      | 23       | 12%              | 198   |
| PREMIER MEDICAL LABORATORY SERVICES                               |              | 1        | 195      | 99%              | 196   |
| ARCPPOINT LABS OF WEST PALM BEACH                                 |              |          | 195      | 100%             | 195   |
| BAY PINES VAMC CLINICAL LABORATORY                                |              | 4        | 187      | 98%              | 191   |
| ADVENT HEALTH -TAMPA  |              | 74       | 114      | 61%              | 188   |
| NCH HEALTHCARE BONITA   |              | 125      | 62       | 33%              | 187   |
| QUALITOX LABORATORIES   |              | 96       | 91       | 49%              | 187   |
| CENTRA CARE - WATERFORD LAKES                                     |              | 128      | 58       | 31%              | 186   |
| TOM LEE COMMUNITY HEALTH CENTER                                   |              | 6        | 180      | 97%              | 186   |
| GENESIS MEDICAL LABORATORY MIAMI FL.                              |              | 78       | 108      | 58%              | 186   |
| PATHGROUP LABS LLC  |              | 90       | 96       | 52%              | 186   |
| THE CENTER FOR URGENT CARE  |              | 137      | 47       | 26%              | 184   |
| ARCPPOINT LABS OF TAMPA   |              | 102      | 74       | 42%              | 176   |
| HOLIDAY CVS LLC DBA CVS PHARMACY #5154                            |              | 171      | 5        | 3%               | 176   |
| C.W. BILL YOUNG VA MEDICAL CENTER                                 |              | 5        | 170      | 97%              | 175   |
| NEW YORK STATE ELR - NEW YORK PRESBYTERIAN HOSPITAL CUMC CLINICAL |              | 162      | 13       | 7%               | 175   |
| BIOREFERENCE LABORATORIES   |              | 69       | 103      | 60%              | 172   |

# COVID-19: testing by laboratory

Data through Aug 27, 2020 verified as of Aug 28, 2020 at 09:25 AM

Data in this report are provisional and subject to change.

The numbers in the table below represent the number of Florida and non-Florida residents for whom test results were received by the Department of Health. A person can be tested by more than one laboratory and can have both positive and negative results. **Therefore, the sum of the numbers in each column will be larger than the total number of people tested.**

| Reporting lab                                       | Inconclusive | Negative | Positive | Percent positive | Total |
|---|--------------|----------|----------|------------------|-------|
| BOCA BIOLISTICS REFERENCE LABORATORY                |              | 138      | 31       | 18%              | 169   |
| BAYCARE HEALTH SYSTEM                               |              | 2        | 167      | 99%              | 169   |
| FLORIDA HOSPITAL WAUCHULA                           |              | 91       | 74       | 45%              | 165   |
| ASAP LAB LLC  |              | 95       | 70       | 42%              | 165   |
| UAB UNIVERSITY OF ALABAMA HOSPITAL LAB              |              | 157      | 7        | 4%               | 164   |
| MICROGEN DX   |              | 29       | 134      | 82%              | 163   |
| NEW YORK STATE ELR - MOUNT SINAI LABORATORY         |              | 154      | 8        | 5%               | 162   |
| BUREAU OF CLINICAL LABORATORIES                     |              | 132      | 28       | 18%              | 160   |
| SCIONLAB SERVICES LLC                               |              | 147      | 12       | 8%               | 159   |
| WUESTHOFF REF LABORATORY                            |              |          | 159      | 100%             | 159   |
| NEW YORK STATE ELR - NEW YORK HOSPITAL LABORATORIES | 1            | 152      | 6        | 4%               | 159   |
| EMERGENCY PHYSICIANS MEDICAL CENTER                 |              |          | 152      | 100%             | 152   |
| US BIOTEK LABORATORIES                              | 1            | 65       | 85       | 56%              | 151   |
| SACRED HEART HOSPITAL ON THE GULF                   |              | 93       | 58       | 38%              | 151   |
| LABSTAT   |              | 2        | 145      | 99%              | 147   |
| NEO GENOMICS - FORT MYERS                           | 1            | 141      | 4        | 3%               | 146   |
| GULF COAST MOLECULAR LABORATORIES                   | 8            | 95       | 42       | 29%              | 145   |
| MIDWAY SPECIALTY CARE CENTER                        | 1            | 56       | 86       | 60%              | 143   |
| ACUTIS DIAGNOSTICS                                  | 1            | 107      | 32       | 23%              | 140   |
| FLORIDA HOSPITAL HEARTLAND MED CTR LAKE PLACID      |              | 93       | 45       | 33%              | 138   |
| ST JUDE CHILDREN'S RESEARCH HOSPITAL                |              | 126      | 11       | 8%               | 137   |
| MACDILL AFB HOSPITAL                                |              | 117      | 19       | 14%              | 136   |
| IRL MARKET LAB ALACHUA                              |              | 103      | 31       | 23%              | 134   |
| NXGEN MDX LLC                                       | 2            | 102      | 29       | 22%              | 133   |
| VAMC GAINESVILLE                                    |              | 2        | 131      | 98%              | 133   |
| ADVENT HEALTH CENTRA CARE                           |              | 42       | 91       | 68%              | 133   |
| INTEGRATED REGIONAL LABORATORIES                    |              | 119      | 12       | 9%               | 131   |
| MEMPHIS PATHOLOGY LABORATORY                        | 1            | 124      | 5        | 4%               | 130   |
| AMERICAN PATHOLOGY PARTNERS                         |              | 128      | 1        | 1%               | 129   |
| FAST TRACK URGENT CARE CENTER                       |              | 1        | 128      | 99%              | 129   |
| BMHSI-AEL MICROBIOLOGY LABORATORY                   | 2            | 102      | 24       | 19%              | 128   |
| LEHIGH REGIONAL MEDICAL CENTER LAB                  |              | 106      | 19       | 15%              | 125   |
| VAMC BAY PINES                                      |              | 1        | 120      | 99%              | 121   |
| FAST TRACK URGENT CARE CENTER - CARROLLWOOD         |              |          | 121      | 100%             | 121   |
| HEALTH FIRST-HOLMES REGIONAL                        |              |          | 118      | 100%             | 118   |
| NEW YORK STATE ELR - ENZO CLINICAL LABS INC         |              | 117      | 1        | 1%               | 118   |
| CURATIVE LABS                                       |              | 3        | 115      | 97%              | 118   |
| PALM BEACH COUNTY HEALTH DEPT LAB                   |              | 113      | 2        | 2%               | 115   |
| ROSEN MEDICAL CENTER                                |              | 102      | 13       | 11%              | 115   |
| ALLIED HEALTH FORT PIERCE                           |              | 112      |          |                  | 112   |
| LEON MEDICAL CENTER                                 |              | 7        | 103      | 94%              | 110   |
| MEDICAL DIAGNOSTICS LABORATORIES,INC                |              | 18       | 91       | 83%              | 109   |
| PRIVA PATH LABS                                     |              |          | 109      | 100%             | 109   |
| SPARROW HEALTHCARE                                  | 2            | 1        | 105      | 97%              | 108   |
| UR MEDICINE LABS- CENTRAL LABORATORY                |              | 106      | 2        | 2%               | 108   |
| MILLENNIUM LAB SERVICES                             |              |          | 107      | 100%             | 107   |



# COVID-19: testing by laboratory

Data through Aug 27, 2020 verified as of Aug 28, 2020 at 09:25 AM

Data in this report are provisional and subject to change.

The numbers in the table below represent the number of Florida and non-Florida residents for whom test results were received by the Department of Health. A person can be tested by more than one laboratory and can have both positive and negative results. **Therefore, the sum of the numbers in each column will be larger than the total number of people tested.**

| Reporting lab   | Inconclusive | Negative | Positive | Percent positive | Total |
|---|--------------|----------|----------|------------------|-------|
| COASTAL MED URGENT CARE                                     |              |          | 107      | 100%             | 107   |
| VAMC LAKE CITY  |              | 51       | 54       | 51%              | 105   |
| SEBASTIAN RIVER MEDICAL CENTER                              |              | 66       | 39       | 37%              | 105   |
| FLORIDA CLINICAL LABORATORY-BIOREFERENCE LABORATORIES       |              | 43       | 61       | 59%              | 104   |
| UNIVERSITY OF ALABAMA                                       |              | 101      | 2        | 2%               | 103   |
| BAYFRONT HEALTH BROOKSVILLE                                 |              |          | 102      | 100%             | 102   |
| MID-FLORIDA PATHOLOGY                                       |              | 65       | 36       | 36%              | 101   |
| NEW PLANT CITY FAMILY CARE                                  | 1            | 24       | 76       | 75%              | 101   |
| BAPTIST HEALTH SOUTH FLORIDA                                |              | 4        | 95       | 96%              | 99    |
| USAFSAM/PHE   |              | 23       | 72       | 76%              | 95    |
| DIAGNOSTIC SOLUTIONS  |              | 3        | 91       | 97%              | 94    |
| SHORELINE PHYSICIAN GROUP                                   |              |          | 94       | 100%             | 94    |
| NAVAL HOSPITAL - JACKSONVILLE                               |              | 1        | 92       | 99%              | 93    |
| URGENT CARE CURE  |              | 51       | 42       | 45%              | 93    |
| FLORIDA COMMUNITY HEALTH CENTERS INC                        |              |          | 93       | 100%             | 93    |
| STAGEZERO LIFE SCIENCES INC                                 |              | 81       | 11       | 12%              | 92    |
| CENTRACARE  |              | 2        | 89       | 98%              | 91    |
| GENETWORKX  |              | 15       | 74       | 83%              | 89    |
| SOLARIS DIAGNOSTICS   |              | 4        | 85       | 96%              | 89    |
| FULGENT GENETICS  | 2            | 62       | 24       | 27%              | 88    |
| ADVENTHEALTH CENTRA CARE OVIEDO                             |              | 29       | 58       | 67%              | 87    |
| FLORIDA MEDICAL CLINIC                                      |              | 54       | 33       | 38%              | 87    |
| PACIFIC ANALYTICS   |              |          | 86       | 100%             | 86    |
| AMELIA EXPRESS CARE   |              | 5        | 77       | 94%              | 82    |
| GARCIA CLINICAL LABORATORY                                  |              | 1        | 81       | 99%              | 82    |
| FISHERMENS HOSPITAL CLINICAL LAB                            |              | 76       | 5        | 6%               | 81    |
| AVELLINO LAB USA, INC                                       |              | 78       | 2        | 3%               | 80    |
| AURORA DIAGNOSTICS BERNHARDT LABORATORIES PATHOLOGY SERVICE |              | 72       | 7        | 9%               | 79    |
| HEALTHLINK DIAGNOSTIC LABORATORIES                          |              | 1        | 78       | 99%              | 79    |
| AVERO DIAGNOSTICS   |              | 53       | 24       | 31%              | 77    |
| ADVENT HEALTH CENTRA CARE LONGWOOD                          |              | 9        | 68       | 88%              | 77    |
| MINUTECLINIC, LLC DBA MINUTECLINIC #4717                    |              | 73       | 3        | 4%               | 76    |
| USA HEALTH UNIVERSITY HOSPITAL CLINICAL LABORATORY          |              | 73       | 1        | 1%               | 74    |
| AMERICAN RESEARCH LABS                                      |              | 4        | 68       | 94%              | 72    |
| DYNAMIC MEDICAL USA   |              |          | 72       | 100%             | 72    |
| MAYO CLINIC LABS - ROCHESTER MAIN CAMPUS                    |              | 71       | 1        | 1%               | 72    |
| HOLY CROSS HOSPITAL   |              | 1        | 70       | 99%              | 71    |
| CENTRAL FLORIDA HEALTH CARE                                 |              | 46       | 24       | 34%              | 70    |
| Highlands Regional Hospital                                 |              | 63       | 6        | 9%               | 69    |
| AMMON LABS  |              | 58       | 10       | 15%              | 68    |
| QPS, LLC  |              | 67       | 1        | 1%               | 68    |
| MORTON PLANT HOSPITAL                                       |              |          | 67       | 100%             | 67    |
| AEL- MEMPHIS  |              | 17       | 50       | 75%              | 67    |
| NORTH OKALOOSA MEDICAL CENTER                               |              | 36       | 31       | 46%              | 67    |
| ANGEL KIDS PEDIATRICS                                       |              | 50       | 17       | 25%              | 67    |
| HOSPITAL FOR SPECIAL SURGERY                                |              | 65       | 1        | 2%               | 66    |



# COVID-19: testing by laboratory

Data through Aug 27, 2020 verified as of Aug 28, 2020 at 09:25 AM

Data in this report are provisional and subject to change.

The numbers in the table below represent the number of Florida and non-Florida residents for whom test results were received by the Department of Health. A person can be tested by more than one laboratory and can have both positive and negative results. **Therefore, the sum of the numbers in each column will be larger than the total number of people tested.**

| Reporting lab   | Inconclusive | Negative | Positive | Percent positive | Total |
|---|--------------|----------|----------|------------------|-------|
| SELECT LABORATORIES MARION COUNTY, LLC.                         |              |          | 66       | 100%             | 66    |
| UNKNOWN - BAD FACILITY CODE                                     |              | 16       | 48       | 75%              | 64    |
| LABORATORY CORP OF AMERICA                                      | 2            | 26       | 36       | 56%              | 64    |
| DAVITA LABORATORY SERVICES                                      |              | 49       | 14       | 22%              | 63    |
| DEPARTMENT OF VETERANS AFFAIRS JAMES A. HALEY VETERANS HOSPITAL |              |          | 62       | 100%             | 62    |
| SARAPATH DIAGNOSTICS  |              |          | 62       | 100%             | 62    |
| NORTH FLORIDA/SOUTH GEORGA VETERANS HEALTH SYSTEM               |              |          | 61       | 100%             | 61    |
| GENE BY GENE  |              |          | 60       | 100%             | 60    |
| LABORATORY SPECIALISTS OF MICHIGAN                              |              | 1        | 59       | 98%              | 60    |
| FHMG-FLORIDA HOSPITAL MEDICAL GROUP                             |              | 55       | 5        | 8%               | 60    |
| CLINICAL REFERENCE LABORATORY                                   |              | 56       | 4        | 7%               | 60    |
| EXACT SCIENCES LABORATORIES, LLC                                |              | 15       | 45       | 75%              | 60    |
| MORTON PLANT HOSPITAL/LAB                                       |              | 1        | 58       | 98%              | 59    |
| FINLAY CLINICAL LABORATORY                                      |              | 24       | 35       | 59%              | 59    |
| REFUAH HEALTH CENTER LABORATORY                                 |              | 59       |          |                  | 59    |
| Quest Diag Unspecifd  |              | 26       | 31       | 54%              | 57    |
| DOCTOR'S MEMORIAL HOSPITAL                                      |              | 5        | 52       | 91%              | 57    |
| ALLSOUTH URGENT CARE  |              |          | 57       | 100%             | 57    |
| PROVIDENCE HOSPITAL LABORATORY                                  |              | 55       | 2        | 4%               | 57    |
| NAVY HOSPITAL   |              |          | 57       | 100%             | 57    |
| ORLANDO HEALTH EMERGENCY DEPARTMENT                             |              | 51       | 5        | 9%               | 56    |
| LABCORP BIRMINGHAM  | 1            | 5        | 50       | 89%              | 56    |
| VA MEDICAL CENTER   |              | 7        | 48       | 87%              | 55    |
| NEW YORK STATE ELR - WADSWORTH HEALTH CENTER                    |              | 52       | 3        | 5%               | 55    |
| ACCU REFERENCE MEDICAL LAB                                      |              |          | 55       | 100%             | 55    |
| BLOCK, NATION, CHASE, AND SMOLEN FAMILY MEDICINE                |              | 36       | 19       | 35%              | 55    |
| BROWARD HEALTH MEDICAL CENTER                                   |              | 1        | 53       | 98%              | 54    |
| HURLBURT FIELD CLINIC   |              | 23       | 29       | 56%              | 52    |
| ADVENTHEALTH CENTRA CARE CARROLLWOOD                            |              |          | 52       | 100%             | 52    |
| SARASOTA CO. HEALTH DEPT # 58                                   |              | 40       | 11       | 22%              | 51    |
| JEFFERY WEINZWEIG   |              | 1        | 50       | 98%              | 51    |
| BAYCARE LAB   |              | 1        | 50       | 98%              | 51    |
| OPTUM LABS LLC  |              | 5        | 46       | 90%              | 51    |
| NEW YORK STATE ELR - EMPIRECITY LABORATORIES                    |              | 42       | 8        | 16%              | 50    |
| INTEGRITY LABORATORIES  |              |          | 50       | 100%             | 50    |
| ARTHREX MEDICAL CENTER  |              | 28       | 22       | 44%              | 50    |
| ADVENTHEALTH CENTRA CARE  |              |          | 49       | 100%             | 49    |
| P4 DIAGNOSTIX LABORATORY NETWORK                                |              | 1        | 48       | 98%              | 49    |
| MILLENIUM PHYSICIANS GROUP                                      |              |          | 49       | 100%             | 49    |
| FAWCETT MEMORIAL HOSPITAL-LAB                                   |              | 1        | 48       | 98%              | 49    |
| 325TH MEDICAL GROUP   |              |          | 49       | 100%             | 49    |
| BAY MEDICAL CENTER SACRED HEART HEALTH SYSTEM                   |              | 17       | 32       | 65%              | 49    |
| LIFEBRITE   | 1            | 5        | 43       | 88%              | 49    |
| NORTH FLORIDA PEDIATRICS-LAKE CITY                              |              |          | 48       | 100%             | 48    |
| VHA PUBLIC HEALTH REFERENCE LABORATORY- PALO ALTO               |              | 27       | 20       | 43%              | 47    |
| MOBILE INFIRMARY MED CENTER PATH LAB                            |              | 40       | 6        | 13%              | 46    |

# COVID-19: testing by laboratory

Data through Aug 27, 2020 verified as of Aug 28, 2020 at 09:25 AM

Data in this report are provisional and subject to change.

The numbers in the table below represent the number of Florida and non-Florida residents for whom test results were received by the Department of Health. A person can be tested by more than one laboratory and can have both positive and negative results. **Therefore, the sum of the numbers in each column will be larger than the total number of people tested.**

| Reporting lab   | Inconclusive | Negative | Positive | Percent positive | Total |
|---|--------------|----------|----------|------------------|-------|
| BALDWIN PEDIATRICS  |              | 37       | 9        | 20%              | 46    |
| H LEE MOFFITT CANCER CENTER MICRO                                   |              | 46       |          |                  | 46    |
| BAYFRONT HEALTH ER PINELLAS PARK                                    |              | 19       | 26       | 58%              | 45    |
| EAST MANATEE FAMILY   | 1            |          | 44       | 98%              | 45    |
| LAB CORP TAMPA  |              |          | 44       | 100%             | 44    |
| TRADITION MEDICAL CENTER LABORATORY                                 |              | 21       | 23       | 52%              | 44    |
| NXGEN MDX   |              | 18       | 26       | 59%              | 44    |
| SMA SPECIALTY MEDICAL LAB   |              | 1        | 43       | 98%              | 44    |
| QUEST TAMPA (NEW YORK ELR)  |              | 34       | 10       | 23%              | 44    |
| APP-UNIPATH, LLC  |              | 42       | 1        | 2%               | 43    |
| QUEST INFECTIOUS DISEASE  | 1            | 38       | 4        | 9%               | 43    |
| QUEST DIAGNOSTICS-N ST PETERSBURG-5TH                               |              |          | 43       | 100%             | 43    |
| CBS LABORATORY  |              | 1        | 42       | 98%              | 43    |
| COASTAL LABORATORIES  |              | 12       | 30       | 71%              | 42    |
| MY CLINICAL LAB   |              |          | 42       | 100%             | 42    |
| PROTEUS MOLECULAR AND CLINICAL LAB                                  |              | 28       | 14       | 33%              | 42    |
| ADVENTHEALTH CENTRA CARE WESLEY CHAPEL                              |              |          | 42       | 100%             | 42    |
| NEW YORK STATE ELR - MONTEFIORE MEDICAL CENTER LABORATORIES - MOSES |              | 34       | 7        | 17%              | 41    |
| LAB CORP RTP  | 1            | 2        | 38       | 93%              | 41    |
| FLORIDA HOSPITAL NEW SMYRNA   |              | 4        | 37       | 90%              | 41    |
| RCA LABORATORY SERVICES – NEW YORK ELR                              |              | 10       | 30       | 75%              | 40    |
| MIAMI VA HEALTHCARE SYSTEM  |              |          | 40       | 100%             | 40    |
| EGLIN REGIONAL MEDICAL CENTER                                       |              | 4        | 36       | 90%              | 40    |
| AMERICAN FAMILY PACE  |              | 9        | 31       | 78%              | 40    |
| GRAVITY DIAGNOSTICS, LLC  |              | 12       | 27       | 69%              | 39    |
| NEW YORK STATE ELR - KALEIDA HEALTH CENTER FOR LABORATORY           |              | 35       | 4        | 10%              | 39    |
| DEVANSH LAB WERKS INC   |              | 30       | 8        | 21%              | 38    |
| GENESIS DIAGNOSTICS   |              |          | 38       | 100%             | 38    |
| ST VINCENT'S BIRMINGHAM LABORATORY                                  |              | 37       | 1        | 3%               | 38    |
| GENESIS LABORATORY MANAGEMENT                                       |              | 5        | 33       | 87%              | 38    |
| UNIVERSITY HEALTH SYSTEM INC  |              | 33       | 4        | 11%              | 37    |
| HEALTH FIRST-PALM BAY   |              | 1        | 36       | 97%              | 37    |
| GENPATH   |              |          | 37       | 100%             | 37    |
| CITRUS MEMORIAL HEALTH SYSTEM LAB                                   |              | 2        | 35       | 95%              | 37    |
| BAYFRONT  |              | 21       | 16       | 43%              | 37    |
| RUSKIN HEALTH CENTER  |              |          | 36       | 100%             | 36    |
| ALLIANCE PEDIATRICS   |              | 24       | 12       | 33%              | 36    |
| CAREMOUNT MEDICAL - PATHOLOGY                                       |              | 36       |          |                  | 36    |
| MEDICAL DIAGNOSTIC LAB  |              | 2        | 34       | 94%              | 36    |
| ST. CLOUD MEDICAL GROUP   |              | 35       |          |                  | 35    |
| HUNTSVILLE HOSPITAL LABORATORY                                      |              | 26       | 9        | 26%              | 35    |
| PALM BAY HOSPITAL   |              | 1        | 34       | 97%              | 35    |
| LAB PLUS, LLC AT SAINT THOMAS WEST HOSPITAL                         |              | 26       | 9        | 26%              | 35    |
| IRL   |              | 4        | 31       | 89%              | 35    |
| CAPE CANAVERAL HOSPITAL   |              |          | 35       | 100%             | 35    |
| CAPITAL REGIONAL MEDICAL CENTER                                     |              | 2        | 33       | 94%              | 35    |

# COVID-19: testing by laboratory

Data through Aug 27, 2020 verified as of Aug 28, 2020 at 09:25 AM

Data in this report are provisional and subject to change.

The numbers in the table below represent the number of Florida and non-Florida residents for whom test results were received by the Department of Health. A person can be tested by more than one laboratory and can have both positive and negative results. **Therefore, the sum of the numbers in each column will be larger than the total number of people tested.**

| Reporting lab   | Inconclusive | Negative | Positive | Percent positive | Total |
|---|--------------|----------|----------|------------------|-------|
| ALLIANCE OF PHYSICIANS AGAINST COVID-19                     |              |          | 34       | 100%             | 34    |
| NEW YORK STATE ELR - QUEST DIAGNOSTICS NICHOLS              |              | 32       | 2        | 6%               | 34    |
| ADVENTHEALTH CENTRA CARE SANFORD                            |              | 11       | 23       | 68%              | 34    |
| EXPERTUS LABORATORIES INC                                   |              | 13       | 21       | 62%              | 34    |
| VENICE REGIONAL MEDICAL LAB SERVICES                        |              |          | 34       | 100%             | 34    |
| CHILDREN'S HOSPITAL OF ALABAMA                              |              | 33       |          |                  | 33    |
| DESOTO MEMORIAL HOSPITAL LAB                                |              |          | 33       | 100%             | 33    |
| VA  |              | 15       | 17       | 53%              | 32    |
| DOC SMILEY'S URGENT CARE                                    |              | 4        | 28       | 88%              | 32    |
| GRAVITY DIAGNOSTICS   |              | 17       | 15       | 47%              | 32    |
| LABFIRST - DEPARTMENT OF PATHOLOGY                          |              | 30       | 1        | 3%               | 31    |
| ASSOCIATED CLINICAL LABORATORIES                            |              | 30       | 1        | 3%               | 31    |
| QUEST DIAGNOSTICS NICHOLS INSTITUTE- LPP                    |              | 3        | 28       | 90%              | 31    |
| NEW YORK STATE ELR - WHITE PLAINS HOSPITAL CENTER LAB       |              | 31       |          |                  | 31    |
| PENSACOLA PEDIATRICS  |              | 19       | 12       | 39%              | 31    |
| ST. MARYS MEDICAL CENTER                                    |              | 1        | 30       | 97%              | 31    |
| QUEST DIAGNOSTICS-VERO BEACH-37TH ST                        |              | 31       |          |                  | 31    |
| CLINICAL RESEARCH SEQUENCING PLATFORM                       |              |          | 31       | 100%             | 31    |
| SANFORD LABORATORIES  |              | 25       | 5        | 17%              | 30    |
| FINLAY CLINICAL LABORATORY INC                              |              | 26       | 4        | 13%              | 30    |
| CVS PHARMACY NO 7881  |              | 29       | 1        | 3%               | 30    |
| NEXT MOLECULAR ANALYTICS                                    |              | 1        | 29       | 97%              | 30    |
| LABCORP OF AMERICA  |              | 15       | 15       | 50%              | 30    |
| QUEST DIAGNOSTIC INC  | 1            | 3        | 25       | 86%              | 29    |
| RDX BIOSCIENCE,   |              |          | 29       | 100%             | 29    |
| NEW YORK STATE ELR - NEWYORK-PRESBYTERIAN/QUEENS DIAGNOSTIC |              | 28       | 1        | 3%               | 29    |
| P4CLINICAL  | 3            | 2        | 24       | 83%              | 29    |
| KENDALL REGIONAL MEDICAL CENTER LAB                         | 3            |          | 26       | 90%              | 29    |
| SMA LAB   |              | 4        | 25       | 86%              | 29    |
| DICKERT   |              | 26       | 3        | 10%              | 29    |
| INTERLAB  |              | 1        | 27       | 96%              | 28    |
| DOH-WEST PALM BEACH BRANCH LABORATORY                       |              |          | 28       | 100%             | 28    |
| QUEST DIAGNOSTICS INC.                                      |              |          | 27       | 100%             | 27    |
| ADVENTHEALTH PALM COAST                                     |              |          | 27       | 100%             | 27    |
| INTERNAL LAB  |              | 24       | 3        | 11%              | 27    |
| SUNCOAST LABS   |              |          | 27       | 100%             | 27    |
| LAB   |              |          | 27       | 100%             | 27    |
| JAMES A. HALEY VETERANS' HOSPITAL                           |              |          | 27       | 100%             | 27    |
| NORTH FLORIDA PEDIATRICS                                    |              | 1        | 26       | 96%              | 27    |
| FHMG_CTR FOR SENIOR HEALTH                                  |              | 22       | 5        | 19%              | 27    |
| QDX PATHOLOGY SERVICES                                      |              | 16       | 10       | 38%              | 26    |
| WUESTHOFF MEMORIAL HOSPITAL                                 |              |          | 26       | 100%             | 26    |
| CDC   |              | 17       | 9        | 35%              | 26    |
| DIAGNOSTIC LABORATORY OF OKLAHOMA                           |              | 24       | 2        | 8%               | 26    |
| VIERA HOSPITAL  |              |          | 26       | 100%             | 26    |
| MINUTECLINIC DIAGNOSTIC OF RHODE ISLAND, LLC #729           |              | 25       | 1        | 4%               | 26    |

# COVID-19: testing by laboratory

Data through Aug 27, 2020 verified as of Aug 28, 2020 at 09:25 AM

Data in this report are provisional and subject to change.

The numbers in the table below represent the number of Florida and non-Florida residents for whom test results were received by the Department of Health. A person can be tested by more than one laboratory and can have both positive and negative results. **Therefore, the sum of the numbers in each column will be larger than the total number of people tested.**

| Reporting lab   | Inconclusive | Negative | Positive | Percent positive | Total |
|---|--------------|----------|----------|------------------|-------|
| ST. ANTHONY'S HOSPITAL  |              |          | 25       | 100%             | 25    |
| SOFT CELL LABORATORIES  |              | 24       | 1        | 4%               | 25    |
| NEIGHBORHOOD MEDICAL CENTER                                       |              | 23       | 2        | 8%               | 25    |
| POPLAR HEALTHCARE PLLC  | 1            | 10       | 13       | 54%              | 24    |
| NEW YORK STATE ELR - STONY BROOK UNIVERSITY MEDICAL CENTER        |              | 21       | 3        | 13%              | 24    |
| NEW YORK STATE ELR - CATHOLIC HEALTH SYSTEM DEPT LABORATORY       |              | 24       |          |                  | 24    |
| ELLENTON URGENT CARE  |              |          | 24       | 100%             | 24    |
| PPD   | 2            | 19       | 3        | 13%              | 24    |
| PRIDE DIAGNOSTICS   |              | 20       | 3        | 13%              | 23    |
| FIRST CHOICE URGENT CARE  |              |          | 23       | 100%             | 23    |
| LABORATORY DYNAMICS   |              | 20       | 3        | 13%              | 23    |
| BAYFRONT HEALTH SPRING HILL                                       |              | 1        | 22       | 96%              | 23    |
| CENTRA CARE CONWAY  |              |          | 23       | 100%             | 23    |
| AVENTIS BIO-SERVICES CTL  |              | 23       |          |                  | 23    |
| MOLECULAR DIAGNOSTICS   |              | 1        | 22       | 96%              | 23    |
| MINUTECLINIC DIAGNOSTIC OF MICHIGAN, PC #8029                     |              | 22       |          |                  | 22    |
| BENTON PEDIATRICS INC   |              | 14       | 8        | 36%              | 22    |
| CAYUGA MEDICAL CENTER AT ITHACA                                   |              | 19       | 3        | 14%              | 22    |
| AHSE ROP  |              | 22       |          |                  | 22    |
| PENNSYLVANIA DEPT OF HEALTH                                       |              | 19       | 3        | 14%              | 22    |
| EGL GENETIC DIAGNOSTICS   |              | 1        | 21       | 95%              | 22    |
| IPSUM DIAGNOSTICS   |              |          | 22       | 100%             | 22    |
| ST. JOSEPH'S HOSPITAL NORTH                                       |              |          | 22       | 100%             | 22    |
| PATRICK AIR FORCE BASE  |              | 1        | 20       | 95%              | 21    |
| ADVENT HEALTH CENTRA CARE PALM COAST                              |              |          | 21       | 100%             | 21    |
| HEALTH FIRST CAPE CANAVERAL HOSPITAL                              |              |          | 21       | 100%             | 21    |
| TRUGENX   |              |          | 21       | 100%             | 21    |
| NEW YORK STATE ELR - UNIVERSITY HOSPITAL, STONY BROOK SOUTHAMPTON |              | 21       |          |                  | 21    |
| BROWARD HEALTH CORAL SPRINGS EPIDEMIOLOGY DEPT                    |              |          | 21       | 100%             | 21    |
| ADVENT HEALTH FISH MEMORIAL                                       |              | 2        | 19       | 90%              | 21    |
| MIAMI BEACH COMMUNITY HEALTH CENTER                               |              |          | 21       | 100%             | 21    |
| AMERICA FAMILY CARE   |              | 9        | 11       | 55%              | 20    |
| ASSOCIATED PATHOLOGISTS   |              | 16       | 4        | 20%              | 20    |
| MOLECULAR TESTING LABS  |              |          | 20       | 100%             | 20    |
| PARRISH MEDICAL CENTER  |              | 1        | 19       | 95%              | 20    |
| OUT OF STATE  |              | 14       | 6        | 30%              | 20    |
| VAMC  |              |          | 20       | 100%             | 20    |
| ST. CLOUD HOSPITAL  |              | 20       |          |                  | 20    |
| WUESTHOFF MEDICAL CENTER-MELBOURNE                                |              |          | 20       | 100%             | 20    |
| AMELIA MEDICAL CARE   |              |          | 20       | 100%             | 20    |
| INTEGRATED REGIONAL LABORATORIES - LARGO                          |              |          | 19       | 100%             | 19    |
| SUNQUEST  |              | 2        | 17       | 89%              | 19    |
| LECONTE MEDICAL CENTER LAB  |              | 15       | 4        | 21%              | 19    |
| NIGHT LITE PEDIATRICS WINTER GARDEN                               |              | 9        | 10       | 53%              | 19    |
| MED HEALTH SERVICES   |              | 18       | 1        | 5%               | 19    |
| PRECISION HEALTH SOLUTIONS LAB                                    |              |          | 19       | 100%             | 19    |

# COVID-19: testing by laboratory

Data through Aug 27, 2020 verified as of Aug 28, 2020 at 09:25 AM

Data in this report are provisional and subject to change.

The numbers in the table below represent the number of Florida and non-Florida residents for whom test results were received by the Department of Health. A person can be tested by more than one laboratory and can have both positive and negative results. **Therefore, the sum of the numbers in each column will be larger than the total number of people tested.**

| Reporting lab  | Inconclusive | Negative | Positive | Percent positive | Total |
|--|--------------|----------|----------|------------------|-------|
| MAYO CLINIC LABS - ROCHESTER SUPERIOR DRIVE                  |              | 2        | 17       | 89%              | 19    |
| MINI ER AND URGENT CARE                                      |              | 1        | 18       | 95%              | 19    |
| INTERCOASTAL MEDICAL GROUP                                   |              |          | 18       | 100%             | 18    |
| XPRESS WELLNESS URGENT CARE                                  |              |          | 18       | 100%             | 18    |
| PALO ALTO VA MEDICAL CENTER                                  |              | 1        | 17       | 94%              | 18    |
| JACKSON HEALTH SYSTEM  |              |          | 18       | 100%             | 18    |
| HEALTH FIRST-VIERA HOSPITAL                                  |              |          | 18       | 100%             | 18    |
| MAGNOLIA DIAGNOSTIC  |              |          | 18       | 100%             | 18    |
| TPCA CLINICAL LABORATORIES                                   |              | 15       | 3        | 17%              | 18    |
| SUNTREE INTERNAL MEDICINE                                    |              | 18       |          |                  | 18    |
| EAST ALABAMA MEDICAL CENTER LABORATORY                       |              | 12       | 6        | 33%              | 18    |
| NEW YORK STATE ELR - WESTCHESTER MEDICAL CENTER              |              | 18       |          |                  | 18    |
| NEW YORK STATE ELR - WILSON MEMORIAL REGIONAL MEDICAL CENTER |              | 17       | 1        | 6%               | 18    |
| DOCTORS MEMORIAL HOSPITAL                                    |              | 8        | 10       | 56%              | 18    |
| STONE WASH CLINICAL LABORATORIES                             |              | 2        | 16       | 89%              | 18    |
| MADISON CORE LABORATORIES                                    |              | 17       | 1        | 6%               | 18    |
| AMERICAN HEALTH ASSOCIATES OF TAMPA                          |              | 2        | 15       | 88%              | 17    |
| BAYFRONT HEALTH PORT CHARLOTTE                               |              |          | 17       | 100%             | 17    |
| WATSON CLINIC LLP SOUTH                                      |              |          | 17       | 100%             | 17    |
| FHMG LAKE MARY PEDS  |              | 16       | 1        | 6%               | 17    |
| CENTRA CARE - SOUTH ORANGE                                   |              | 6        | 11       | 65%              | 17    |
| NEW YORK STATE ELR - BROOKDALE UNIVERSITY HOSPITAL           |              | 16       | 1        | 6%               | 17    |
| INTEGRITY LABORATORIES, LLC                                  |              | 5        | 12       | 71%              | 17    |
| UNIVERSITY ALABAMA   |              | 17       |          |                  | 17    |
| ST FRANCIS HOSPITAL  |              | 14       | 3        | 18%              | 17    |
| NEW YORK STATE ELR - QUEST DIAGNOSTICS INCORPORATED          |              | 14       | 3        | 18%              | 17    |
| CLEVELAND CLINIC FOUNDATION                                  |              | 9        | 8        | 47%              | 17    |
| TIDE LABORATORIES  |              | 5        | 12       | 71%              | 17    |
| LABCORP INC  |              | 3        | 13       | 81%              | 16    |
| QUEST DIAGNOSTICS NICHOLS INSTITUTE - SJC (LPP)              |              | 11       | 5        | 31%              | 16    |
| SEVEN RIVERS REGIONAL MEDICAL CENTER                         |              | 4        | 12       | 75%              | 16    |
| LABCORP - CLEARWATER   |              | 3        | 13       | 81%              | 16    |
| PATHGROUP  |              |          | 16       | 100%             | 16    |
| PARK WEST MEDICAL CENTER                                     |              | 15       | 1        | 6%               | 16    |
| CONNECTICUT DEPARTMENT OF HEALTH                             |              | 14       | 2        | 13%              | 16    |
| TGH  |              | 1        | 15       | 94%              | 16    |
| BRANCH MEDICAL CLINIC  |              |          | 16       | 100%             | 16    |
| MINUTECLINIC DIAGNOSTIC OF RHODE ISLAND, LLC #1544           |              | 15       |          |                  | 15    |
| CONSOLIDATED LAB SERVICES                                    |              | 8        | 7        | 47%              | 15    |
| FLORIDA DEPARTMENT OF HEALTH                                 |              | 10       | 5        | 33%              | 15    |
| QUEST DIAGNOSTICS INCORPORATED                               |              |          | 15       | 100%             | 15    |
| NADAL PEDIATRICS - VICTORIA STREET (3385)                    |              | 3        | 12       | 80%              | 15    |
| CLINICAL PATHOLOGY LABS                                      |              | 1        | 14       | 93%              | 15    |
| BOND CLINIC  |              | 1        | 14       | 93%              | 15    |
| CENTRA CARE- WINTER GARDEN                                   |              |          | 15       | 100%             | 15    |
| QUESTDIAGNOSTICS INCORPORATED                                |              | 1        | 14       | 93%              | 15    |

# COVID-19: testing by laboratory

Data through Aug 27, 2020 verified as of Aug 28, 2020 at 09:25 AM

Data in this report are provisional and subject to change.

The numbers in the table below represent the number of Florida and non-Florida residents for whom test results were received by the Department of Health. A person can be tested by more than one laboratory and can have both positive and negative results. **Therefore, the sum of the numbers in each column will be larger than the total number of people tested.**

| Reporting lab  | Inconclusive | Negative | Positive | Percent positive | Total |
|--|--------------|----------|----------|------------------|-------|
| NORTH SHORE UNIVERSITY HOSPITAL LABORATORY                 |              | 14       | 1        | 7%               | 15    |
| REDITUS LABORATORIES                                       |              |          | 15       | 100%             | 15    |
| NEW YORK STATE ELR - ROCHESTER GENERAL HOSPITAL LABORATORY |              | 14       | 1        | 7%               | 15    |
| NEW YORK STATE ELR - LENOX HILL HOSPITAL                   |              | 13       | 2        | 13%              | 15    |
| DIATHERIX  |              | 13       | 2        | 13%              | 15    |
| HEALTH CENTRAL HOSPITAL                                    |              |          | 14       | 100%             | 14    |
| POARCH BANC CREEK INDIANS TRIBAL HEALTH DEPARTMENT         |              |          | 14       | 100%             | 14    |
| LABORATORY OF FLORIDA                                      |              |          | 14       | 100%             | 14    |
| GOLDEN GATE FAMILY CLINIC                                  |              |          | 14       | 100%             | 14    |
| SEMINOLE COUNTY HEALTH DEPARTMENT                          |              | 13       | 1        | 7%               | 14    |
| DOCTORS MEMORIAL FAMILY MEDICINE                           |              |          | 14       | 100%             | 14    |
| MEDCOMP SCIENCES   |              |          | 14       | 100%             | 14    |
| MILLENNIUM PHYSICIAN GROUP LCC                             |              |          | 14       | 100%             | 14    |
| ADVENTHEALTH CENTRA CARE BRANDON                           |              |          | 14       | 100%             | 14    |
| WHITE WILSON MEDICAL CENTER CLINIC                         |              |          | 14       | 100%             | 14    |
| Diatherix Laboratories, LLC                                |              | 4        | 9        | 69%              | 13    |
| DOCTOR'S IN HOUSE LABORATORY                               |              |          | 13       | 100%             | 13    |
| TALLAHASSEE PRIMARY CARE ASSOC, PA                         |              | 12       | 1        | 8%               | 13    |
| DEPARTMENT OF VETERANS AFFAIRS MEDICAL CENTER              |              |          | 13       | 100%             | 13    |
| NEW YORK STATE ELR - BRONX LEBANON HOSPITAL-MEDICAL CENTER |              | 12       | 1        | 8%               | 13    |
| UVMCM MICROBIOLOGY   |              | 12       | 1        | 8%               | 13    |
| TYNDALL AFB  |              |          | 13       | 100%             | 13    |
| TREE HOUSE PEDIATRICS                                      |              | 12       | 1        | 8%               | 13    |
| NEW YORK STATE ELR - ERIE COUNTY MEDICAL CTR CLINICAL LABS |              | 13       |          |                  | 13    |
| BAPTIST SOUTH MEDICAL CENTER                               |              | 2        | 11       | 85%              | 13    |
| ADVENTHEALTH MEDICAL GROUP                                 |              | 11       | 2        | 15%              | 13    |
| HIGHLANDS MEDICAL CENTER                                   |              | 13       |          |                  | 13    |
| ORLANDO HEALTH   |              | 2        | 11       | 85%              | 13    |
| SOUTHEAST FAMILY HEALTHCARE CENTER                         |              |          | 13       | 100%             | 13    |
| XERA MED RESEARCH  |              |          | 13       | 100%             | 13    |
| CVS PHARMACY, INC DBA CVS/PHARMACY #5685                   |              | 12       |          |                  | 12    |
| FLORIDA DEPT OF HEALTH                                     |              | 4        | 8        | 67%              | 12    |
| NEW YORK STATE ELR - SARATOGA HOSPITAL LABORATORY          |              | 11       | 1        | 8%               | 12    |
| WESTPAC LABS   |              | 1        | 11       | 92%              | 12    |
| BROWARD DIALYSIS   |              |          | 12       | 100%             | 12    |
| FLORIDA STATE HOSPITAL                                     |              |          | 12       | 100%             | 12    |
| LAKE CITY VETERANS HOSPITAL                                |              |          | 12       | 100%             | 12    |
| ST VINCENTS MEDICAL CENTER RIVERSIDE NURSING               |              | 1        | 11       | 92%              | 12    |
| GENEDX   |              | 9        | 3        | 25%              | 12    |
| ADVENT HEALTH CENTRA CARE- KID'S CARE                      |              | 12       |          |                  | 12    |
| Point of Care Testing                                      |              |          | 12       | 100%             | 12    |
| ADVANCED URGENT CARE                                       |              | 10       | 2        | 17%              | 12    |
| EMPIRE CITY LABORATORIES INC                               |              | 1        | 11       | 92%              | 12    |
| JACKSON NORTH MEDICAL CENTER                               |              | 1        | 11       | 92%              | 12    |
| DOH  |              | 1        | 11       | 92%              | 12    |
| LEON CHD   |              | 12       |          |                  | 12    |

# COVID-19: testing by laboratory

Data through Aug 27, 2020 verified as of Aug 28, 2020 at 09:25 AM

Data in this report are provisional and subject to change.

The numbers in the table below represent the number of Florida and non-Florida residents for whom test results were received by the Department of Health. A person can be tested by more than one laboratory and can have both positive and negative results. **Therefore, the sum of the numbers in each column will be larger than the total number of people tested.**

| Reporting lab   | Inconclusive | Negative | Positive | Percent positive | Total |
|---|--------------|----------|----------|------------------|-------|
| TOTAL RENAL LABORATORIES INC                                      |              | 7        | 5        | 42%              | 12    |
| TEN HEALTHCARE  |              | 2        | 10       | 83%              | 12    |
| CENTRA CARE – SAND LAKE   |              |          | 11       | 100%             | 11    |
| ESCAMBIA COMMUNITY CLINIC   |              |          | 11       | 100%             | 11    |
| UPMC CHAUTAUQUA AT WCA LABORATORY                                 |              | 11       |          |                  | 11    |
| FUNGAL REFERENCE LABORATORY                                       |              | 11       |          |                  | 11    |
| DELRAY MEDICAL CENTER LAB   |              |          | 11       | 100%             | 11    |
| ADVENTHEALTH ZEPHYRHILLS  |              |          | 11       | 100%             | 11    |
| ADVENTHEALTH CENTRA CARE TEMPLE TERRACE                           |              |          | 11       | 100%             | 11    |
| ACHS  |              | 2        | 9        | 82%              | 11    |
| FLORIDA COMMUNITY HEALTH CENTER OF ST. LUCIE                      |              |          | 11       | 100%             | 11    |
| INTERLACHEN PEDIATRICS  |              | 7        | 4        | 36%              | 11    |
| SUNCOAST COMMUNITY HEALTH CENTERS PEDIATRICS                      |              | 6        | 5        | 45%              | 11    |
| PALM BEACH PATHOLOGY  |              | 9        | 2        | 18%              | 11    |
| INDIAN RIVER MEDICAL CENTER                                       |              | 11       |          |                  | 11    |
| MINUTE CLINIC INCORPORATE   |              | 10       | 1        | 9%               | 11    |
| LABCORP - MIAMI   |              | 4        | 7        | 64%              | 11    |
| BAYCARE OUTREACH LABORATORY SERVICES                              |              | 1        | 10       | 91%              | 11    |
| LAB INTERMARKET FACILITY LAB                                      |              |          | 11       | 100%             | 11    |
| SHELBY COUNTY HEALTH CARE CORPORATION                             |              | 8        | 3        | 27%              | 11    |
| AMERICAN ESOTERIC LABORATORIES                                    |              |          | 11       | 100%             | 11    |
| SELECT REFERENCE LABORATORIES, LLC                                |              |          | 11       | 100%             | 11    |
| PARKWEST MEDICAL CENTER   |              | 9        | 1        | 10%              | 10    |
| PHYSICIANS STAT   |              |          | 10       | 100%             | 10    |
| NEW YORK STATE ELR - NEW YORK CITY DEPARTMENT OF HEALTH & MENTAL  |              | 9        | 1        | 10%              | 10    |
| ADVENT HEALTH SEBRING   |              |          | 10       | 100%             | 10    |
| ADVENTHEALTH CENTRA CARE CITRUS PARK                              |              |          | 10       | 100%             | 10    |
| CORE LABORATORY   |              | 1        | 9        | 90%              | 10    |
| BAY VIEW HEALTHCARE   |              | 9        | 1        | 10%              | 10    |
| MEDICAL LABORATORY DIAGNOSTICS                                    |              |          | 10       | 100%             | 10    |
| ACADIAN DIAGNOSTIC LABORATORIES                                   |              | 8        | 2        | 20%              | 10    |
| EMERALD COAST URGENT CARE   |              | 3        | 7        | 70%              | 10    |
| BioReference Laboratories, Inc                                    |              |          | 10       | 100%             | 10    |
| PROMEDICA LABORATORIES  |              | 9        | 1        | 10%              | 10    |
| KEY PRIMARY CASE  |              |          | 10       | 100%             | 10    |
| NEW JERSEY DEPARTMENT OF HEALTH COMMUNICABLE DISEASE SERVICE      |              | 3        | 7        | 70%              | 10    |
| LAKE BALDWIN CBOC   |              | 9        | 1        | 10%              | 10    |
| NEW YORK STATE ELR - CATHOLIC HEALTH SERVICES REGIONAL LABORATORY |              | 8        | 2        | 20%              | 10    |
| THE TERRACE OF JACKSONVILLE                                       |              |          | 10       | 100%             | 10    |
| DYNAMIC DNA LAB   |              | 1        | 9        | 90%              | 10    |
| BROWARD HEALTH CARE   |              |          | 10       | 100%             | 10    |
| VENICE REGIONAL MEDICAL CENTER                                    |              |          | 10       | 100%             | 10    |
| PERSONALIZED GENETIC TESTING                                      |              |          | 10       | 100%             | 10    |
| BAY CARE OCCUPATIONAL CLINIC                                      |              |          | 9        | 100%             | 9     |
| NEW YORK STATE ELR - VASSAR BROTHERS MEDICAL CENTER LABORATORY    |              | 9        |          |                  | 9     |
| BAY PINES VA  |              | 1        | 8        | 89%              | 9     |

# COVID-19: testing by laboratory

Data through Aug 27, 2020 verified as of Aug 28, 2020 at 09:25 AM

Data in this report are provisional and subject to change.

The numbers in the table below represent the number of Florida and non-Florida residents for whom test results were received by the Department of Health. A person can be tested by more than one laboratory and can have both positive and negative results. **Therefore, the sum of the numbers in each column will be larger than the total number of people tested.**

| Reporting lab   | Inconclusive | Negative | Positive | Percent positive | Total |
|---|--------------|----------|----------|------------------|-------|
| ARCPPOINT LABS - BIRMINGHAM                             |              | 9        |          |                  | 9     |
| HUNTINGTON HOSPITAL LABORATORY                          |              | 8        | 1        | 11%              | 9     |
| NEW YORK STATE ELR - LOURDES HOSPITAL INC               |              | 9        |          |                  | 9     |
| MINUTE CLINIC LLC #2216                                 |              | 9        |          |                  | 9     |
| FLORIDA HOSPITAL LABS                                   |              |          | 9        | 100%             | 9     |
| NEW YORK STATE ELR - GOOD SAMARITAN HOSPITAL LABORATORY |              | 9        |          |                  | 9     |
| KEYS MEDICAL GROUP                                      |              |          | 9        | 100%             | 9     |
| HEART OF FLORIDA HMA                                    |              |          | 9        | 100%             | 9     |
| MICHIGAN DEPARTMENT OF HEALTH AND HUMAN SERVICES        |              |          | 9        | 100%             | 9     |
| PRATTVILLE BAPTIST HOSPITAL                             |              | 7        | 1        | 13%              | 8     |
| NEW YORK STATE ELR - JAMES J PETERS VA MEDICAL CENTER   |              | 6        | 2        | 25%              | 8     |
| NORTH CAROLINA DEPARTMENT OF HEALTH & HUMAN SERVICES    |              |          | 8        | 100%             | 8     |
| THE COMMONWEALTH OF MASSACHUSETTS                       |              |          | 8        | 100%             | 8     |
| AFC URGENT CARE   |              |          | 8        | 100%             | 8     |
| NOAH CLINICAL LABORATORY                                |              |          | 8        | 100%             | 8     |
| POINT WASHINGTON MEDICAL CLINIC                         |              |          | 8        | 100%             | 8     |
| NEW YORK STATE ELR - ST PETER'S BENDER LABORATORY       |              | 8        |          |                  | 8     |
| BAYONET POINT MEDICAL CENTER                            |              |          | 8        | 100%             | 8     |
| WOLFSON (USE BAPTIST)                                   |              |          | 8        | 100%             | 8     |
| MHHS All Lab Subsection                                 |              | 8        |          |                  | 8     |
| NEW YORK STATE ELR - NORTH CENTRAL BRONX HOSP           |              | 7        | 1        | 13%              | 8     |
| ADVENTHEALTH CENTRA CARE LAKE MARY                      |              | 2        | 6        | 75%              | 8     |
| ST. JOSEPH HOSPITAL AND HEALTH CARE INC.                |              |          | 8        | 100%             | 8     |
| DOCTOR'S IN HOUSE LAB                                   |              |          | 8        | 100%             | 8     |
| UMHC/SYLVESTER AT KENDALL                               |              | 1        | 7        | 88%              | 8     |
| BAYCARE LABORATORIES                                    |              |          | 8        | 100%             | 8     |
| COMMUNITY HEALTH CENTER                                 |              | 2        | 6        | 75%              | 8     |
| X-GENE MOLECULAR LABS                                   |              | 1        | 7        | 88%              | 8     |
| ST VINCENT'S EAST LABORATORY                            |              | 7        | 1        | 13%              | 8     |
| LEE MEMORIAL HEALTH PARK LAB                            |              |          | 8        | 100%             | 8     |
| GENEUS DIAGNOSTICS                                      |              |          | 8        | 100%             | 8     |
| SPORTS DRUG TESTING LABORATORY                          |              |          | 8        | 100%             | 8     |
| SYLVESTER AT PLANTATION LABORATORY                      |              | 7        | 1        | 13%              | 8     |
| STATE LAB   |              | 1        | 7        | 88%              | 8     |
| UNIVERSITY HOSPITAL - STONY BROOK EASTERN               |              | 7        |          |                  | 7     |
| MINUTECLINIC DIAGNOSTIC OF RHODE ISLAND, LLC #212       |              | 7        |          |                  | 7     |
| CANTON-POTSDAM HOSPITAL LABORATORY                      |              | 7        |          |                  | 7     |
| FAST TRACK URGENT CARE CENTER - WESTCHASE               |              |          | 7        | 100%             | 7     |
| BOZEMAN HEALTH DEACONESS HOSPITAL                       |              | 4        | 3        | 43%              | 7     |
| CENTRA CARE-LBV   |              |          | 7        | 100%             | 7     |
| FLORIDA HOSPITAL KISSIMMEE                              |              | 4        | 3        | 43%              | 7     |
| FLORIDA DEPARTMENT OF HEALTH IN HILLSBOROUGH COUNTY     |              |          | 7        | 100%             | 7     |
| FLORIDA DEPARTMENT OF HEALTH IN LAKE COUNTY             |              | 3        | 4        | 57%              | 7     |
| FLORIDA CLINICAL LAB                                    |              |          | 7        | 100%             | 7     |
| CREATIVE TESTING SOLUTIONS                              |              | 1        | 6        | 86%              | 7     |
| SANTA ROSA MEDICAL CENTER CLINICAL LAB                  |              | 2        | 5        | 71%              | 7     |



# COVID-19: testing by laboratory

Data through Aug 27, 2020 verified as of Aug 28, 2020 at 09:25 AM

Data in this report are provisional and subject to change.

The numbers in the table below represent the number of Florida and non-Florida residents for whom test results were received by the Department of Health. A person can be tested by more than one laboratory and can have both positive and negative results. **Therefore, the sum of the numbers in each column will be larger than the total number of people tested.**

| Reporting lab   | Inconclusive | Negative | Positive | Percent positive | Total |
|---|--------------|----------|----------|------------------|-------|
| CLEVELAND CLINIC  |              |          | 7        | 100%             | 7     |
| COMMUNITY HEALTH NORTHWEST FLORIDA                            |              |          | 7        | 100%             | 7     |
| LEE COUNTY HEALTH DEPARTMENT                                  |              | 4        | 3        | 43%              | 7     |
| WATSON CLINIC LLP MAIN  |              |          | 7        | 100%             | 7     |
| ST CATHERINE OF SIENA HOSPITAL                                |              | 7        |          |                  | 7     |
| NORTHWEST FLORIDA COMMUNITY HOSPITAL                          |              | 1        | 6        | 86%              | 7     |
| ARCHBOLD MEMORIAL HOSPITAL/LAB                                |              | 3        | 4        | 57%              | 7     |
| INTERMOUNTAIN CENTRAL LAB                                     |              | 1        | 6        | 86%              | 7     |
| ABBOTT  |              |          | 7        | 100%             | 7     |
| PECONIC BAY MEDICAL CENTER LABORATORY                         |              | 6        | 1        | 14%              | 7     |
| ORMOND BEACH CENTRA CARE                                      |              |          | 7        | 100%             | 7     |
| NORTHWELL HEALTH PLAINVIEW HOSPITAL LABORATORY                |              | 5        | 2        | 29%              | 7     |
| BIOFIRE   |              |          | 7        | 100%             | 7     |
| NEW YORK STATE ELR - HUDSON VALLEY HOSPITAL CENTER LABORATORY |              | 6        | 1        | 14%              | 7     |
| GATEWAY/ADVENT CENTRA CARE                                    |              |          | 7        | 100%             | 7     |
| SOUTHEAST ALABAMA MEDICAL CENTER                              |              |          | 7        | 100%             | 7     |
| HEALTHMARK REGIONAL HOSPITAL LAB                              |              | 3        | 4        | 57%              | 7     |
| NORTH BAY HOSPITAL  |              |          | 7        | 100%             | 7     |
| NEW YORK STATE ELR - LABORATORY ALLIANCE OF CENTRAL NEW       |              | 7        |          |                  | 7     |
| NO NAME   |              | 5        | 2        | 29%              | 7     |
| ROCKLEDGE   |              |          | 7        | 100%             | 7     |
| NEW YORK PRESBYTERIAN - ALLEN HOSPITAL                        |              | 7        |          |                  | 7     |
| LONGLEAF DIAGNOSTIC LABORATORIES                              |              | 2        | 5        | 71%              | 7     |
| GENE STREET LABORATORIES, LLC                                 |              | 6        |          |                  | 6     |
| BROOKWOOD BAPTIST MEDICAL CENTER                              |              | 6        |          |                  | 6     |
| Maury Regional Hospital                                       |              | 4        | 2        | 33%              | 6     |
| BIOCEPT   |              |          | 6        | 100%             | 6     |
| NEW YORK STATE ELR - JAMAICA HOSPITAL MEDICAL CENTER          |              | 6        |          |                  | 6     |
| BOCA RATON REGIONAL HOSPITAL LAB                              |              |          | 6        | 100%             | 6     |
| MASSACHUSETTS GENERAL HOSPITAL                                |              | 1        | 5        | 83%              | 6     |
| MICHIGAN DEPARTMENT OF COMMUNITY HEALTH                       |              | 1        | 5        | 83%              | 6     |
| LEE MEMORIAL LAB GULF COAST                                   |              |          | 6        | 100%             | 6     |
| COVANCE CENTRAL LABORATORY                                    |              |          | 6        | 100%             | 6     |
| STATEN ISLAND UNIVERSITY HOSPITAL-POUCH                       |              | 6        |          |                  | 6     |
| CENTRA CARE - APOPKA  |              |          | 6        | 100%             | 6     |
| FLORIDA WOMAN CARE LABORATORY                                 |              |          | 6        | 100%             | 6     |
| MONTEFIORE NEW ROCHELLE HOSPITAL                              |              | 6        |          |                  | 6     |
| PATHOGENIUS LABORATORIES                                      |              | 2        | 4        | 67%              | 6     |
| LAB CORP OF AMERICA   |              | 2        | 4        | 67%              | 6     |
| ST ELIZABETH MEDICAL CENTER LABORATORY                        |              | 6        |          |                  | 6     |
| ADVENTHEALTH PEDIATRICS/LAKE MARY PEDS                        |              | 5        | 1        | 17%              | 6     |
| ACH   |              |          | 6        | 100%             | 6     |
| SPECIALITY LABORATORIES,INC                                   |              | 5        | 1        | 17%              | 6     |
| ADVENTHEALTH CENTRA CARE ORMOND BEACH                         |              |          | 6        | 100%             | 6     |
| LABCORP BURLINGTON CYTO                                       |              | 5        | 1        | 17%              | 6     |
| TAMIAMI LAB MILLENIUM   |              |          | 6        | 100%             | 6     |

# COVID-19: testing by laboratory

Data through Aug 27, 2020 verified as of Aug 28, 2020 at 09:25 AM

Data in this report are provisional and subject to change.

The numbers in the table below represent the number of Florida and non-Florida residents for whom test results were received by the Department of Health. A person can be tested by more than one laboratory and can have both positive and negative results. **Therefore, the sum of the numbers in each column will be larger than the total number of people tested.**

| Reporting lab   | Inconclusive | Negative | Positive | Percent positive | Total |
|---|--------------|----------|----------|------------------|-------|
| LABCORP NEW PORT RICHEY   |              |          | 6        | 100%             | 6     |
| BAYCARE MEDICAL GROUP INC   |              |          | 6        | 100%             | 6     |
| ST JOSEPH HOSPITAL  |              | 5        | 1        | 17%              | 6     |
| BAPTIST PRIMARY CARE  |              | 2        | 4        | 67%              | 6     |
| HEALTH CARE LABORATORY SERVICES                                     |              |          | 6        | 100%             | 6     |
| QUOTIENT SCIENCES   |              |          | 6        | 100%             | 6     |
| LONGWOOD FAMILY PRACTICE  |              | 6        |          |                  | 6     |
| TRUE HEALTH DIAGNOSTICS   |              | 1        | 5        | 83%              | 6     |
| CVS PHARMACY # 10423  |              | 6        |          |                  | 6     |
| TOTAL ACCESS URGENT CARE  |              |          | 6        | 100%             | 6     |
| TROY REGIONAL MEDICAL CENTER  |              | 3        | 3        | 50%              | 6     |
| LAKELAND REGIONAL HEALTH  |              |          | 5        | 100%             | 5     |
| BROWARD COUNTY HEALTH DEPT.   |              |          | 5        | 100%             | 5     |
| CAPITAL HEALTH PLAN LABORATORIES                                    |              |          | 5        | 100%             | 5     |
| FRANCES WARDE MEDICAL LABORATORY                                    |              | 2        | 3        | 60%              | 5     |
| CHEMISYS LABORATORIES   |              |          | 5        | 100%             | 5     |
| DALE MEDICAL CENTER   |              | 2        | 3        | 60%              | 5     |
| JFK MEDICAL CENTER NORTH LAB  |              |          | 5        | 100%             | 5     |
| ASCENSION ST. VINCENT'S PRIMARY CARE                                |              |          | 5        | 100%             | 5     |
| THE VILLAGES CLINICAL LAB   |              | 4        | 1        | 20%              | 5     |
| ARNOT OGDEN MEDICAL CENTER LABORATORY                               |              | 5        |          |                  | 5     |
| UNKNOWN LAB   |              |          | 5        | 100%             | 5     |
| AIM LABORATORIES  |              |          | 5        | 100%             | 5     |
| CHILDREN'S HOSPITAL OF PHILADELPHIA                                 |              | 5        |          |                  | 5     |
| INDIAN RIVER CHD VERO BEACH   |              | 4        | 1        | 20%              | 5     |
| LEHIGH VALLEY HOSPITAL  |              | 3        | 2        | 40%              | 5     |
| LABCORP - NAPLES  |              |          | 5        | 100%             | 5     |
| TMH PHYSICIAN PARTNERS - MONTICELLO                                 |              | 5        |          |                  | 5     |
| BEAUMONT LABORATORY   |              |          | 5        | 100%             | 5     |
| ST VINCENT'S CHILTON  |              | 4        | 1        | 20%              | 5     |
| LABCORP DIAGNOSTICS-MIAMI   |              | 2        | 3        | 60%              | 5     |
| NEW YORK STATE ELR - SOUTHSIDE HOSPITAL NORTHWELL HEALTH LABORATORY |              | 4        | 1        | 20%              | 5     |
| SHELBY BAPTIST MEDICAL CENTER                                       |              | 2        | 3        | 60%              | 5     |
| AEL KNOXVILLE   |              |          | 5        | 100%             | 5     |
| ST ANTHONY NORTH  |              |          | 5        | 100%             | 5     |
| DCH REGIONAL MEDICAL CENTER LABORATORY                              |              | 5        |          |                  | 5     |
| BIOTECH   |              |          | 5        | 100%             | 5     |
| ADVENTHEALTH CENTRA CARE DAYTONA BEACH                              |              |          | 5        | 100%             | 5     |
| NICHOLS INSTITUTE QUEST DIAGNOSTICS                                 |              | 2        | 3        | 60%              | 5     |
| BIO-REFERENCE LABORATORIES  |              |          | 5        | 100%             | 5     |
| FLORIDA GULF COAST UNIVERSITY                                       |              |          | 5        | 100%             | 5     |
| Cleveland Clinic Laboratories                                       |              | 1        | 4        | 80%              | 5     |
| FAST TRACK URGENT CARE CENTER - SOUTH TAMPA                         |              |          | 5        | 100%             | 5     |
| LAWTON CHILES HEALTH CENTER   |              |          | 5        | 100%             | 5     |
| UNIPATH   |              |          | 5        | 100%             | 5     |
| COMMUNITY HEALTH OF SOUTH FLORIDA                                   |              |          | 5        | 100%             | 5     |

# COVID-19: testing by laboratory

Data through Aug 27, 2020 verified as of Aug 28, 2020 at 09:25 AM

Data in this report are provisional and subject to change.

The numbers in the table below represent the number of Florida and non-Florida residents for whom test results were received by the Department of Health. A person can be tested by more than one laboratory and can have both positive and negative results. **Therefore, the sum of the numbers in each column will be larger than the total number of people tested.**

| Reporting lab   | Inconclusive | Negative | Positive | Percent positive | Total |
|---|--------------|----------|----------|------------------|-------|
| XRL SXF REF LAB   |              | 5        |          |                  | 5     |
| AMEERAH LABS  |              |          | 5        | 100%             | 5     |
| MANATEE PEDIATRICS  |              |          | 5        | 100%             | 5     |
| DOH JACKSONVILLE CENTRAL LABORATORY                           |              | 3        | 2        | 40%              | 5     |
| COMMUNITY HEALTH CENTERS OF PINELLAS, INC.                    |              |          | 5        | 100%             | 5     |
| COLORADO DEPARTMENT OF PUBLIC HEALTH AND ENVIRONMENT          |              |          | 5        | 100%             | 5     |
| UPMC HEALTH SYSTEM  |              | 4        | 1        | 20%              | 5     |
| INTERMARKET FACILITY  |              |          | 4        | 100%             | 4     |
| CONNECTDX   |              |          | 4        | 100%             | 4     |
| BAPTIST MEDICAL CENTER EAST                                   |              | 2        | 2        | 50%              | 4     |
| FINLAY C. LABORATORY  |              | 3        | 1        | 25%              | 4     |
| DAVITA LABORATORY   |              | 4        |          |                  | 4     |
| STATEN ISLAND UNIVERSITY HOSPITAL                             |              | 4        |          |                  | 4     |
| WALGREENS #03413  |              | 2        | 2        | 50%              | 4     |
| ILLINOIS DEPT OF PUBLIC HEALTH LAB - SPRINGFIELD              |              |          | 4        | 100%             | 4     |
| NEW HAMPSHIRE DEPARTMENT OF HEALTH AND HUMAN SERVICES         |              | 3        | 1        | 25%              | 4     |
| COVENIENT CARE MEDICAL CLINIC                                 |              |          | 4        | 100%             | 4     |
| VA GULF COAST VETERANS HEALTH CARE SYSTEM                     |              |          | 4        | 100%             | 4     |
| SENIOR HEALTH OF WINTER PARK DUNDEE                           |              | 4        |          |                  | 4     |
| TA LABCORP TAMPA  |              |          | 4        | 100%             | 4     |
| GENUS3  |              | 1        | 3        | 75%              | 4     |
| MAKO MEDICAL LABORATORIES                                     |              | 1        | 3        | 75%              | 4     |
| GULF COAST MEDICAL GROUP                                      |              |          | 4        | 100%             | 4     |
| METHODIST MEDICAL CENTER                                      |              | 3        | 1        | 25%              | 4     |
| NEW YORK STATE ELR - SAMARITAN HOSPITAL LABORATORY            |              | 4        |          |                  | 4     |
| METROPOLITAN HOSPITAL CENTER                                  |              | 4        |          |                  | 4     |
| METRO KNOXVILLE HMA   |              | 4        |          |                  | 4     |
| PRECISION LABS LLC  |              | 1        | 3        | 75%              | 4     |
| FISHERMEN'S HOSPITAL  |              |          | 4        | 100%             | 4     |
| BAY CARE  |              |          | 4        | 100%             | 4     |
| NEW YORK STATE ELR - BROOKLYN HOSPITAL CENTER DOWNTOWN CAMPUS |              | 4        |          |                  | 4     |
| BAPTIST MEDICAL PLAZA AT DORAL URGENT CARE CENTER             |              | 4        |          |                  | 4     |
| LINCOLN MEDICAL AND MENTAL HEALTH CENTER                      |              | 4        |          |                  | 4     |
| NEWYORK-PRESBYTERIAN/ LAWRENCE HOSPITAL LABORATORY            |              | 4        |          |                  | 4     |
| EMERGENCY MEDICAL CENTER                                      |              |          | 4        | 100%             | 4     |
| GENUS DIAGNOSTICS   |              |          | 4        | 100%             | 4     |
| EXPRESS TESTING-ONE   |              |          | 4        | 100%             | 4     |
| PEDIATRIC HEALTH CARE ALLIANCE                                |              |          | 4        | 100%             | 4     |
| CENTURY HEALTH AND REHABILITATION CENTER                      |              |          | 4        | 100%             | 4     |
| QUEST DIAGNOSTICS- MELBOURNE                                  |              |          | 4        | 100%             | 4     |
| QUEST DIAGNOSTIC  |              |          | 4        | 100%             | 4     |
| IRL MARKET LAB  |              |          | 4        | 100%             | 4     |
| WEST PACIFIC MEDICAL LABORATORY                               |              |          | 4        | 100%             | 4     |
| AURORA DIAGNOSTICS  |              |          | 4        | 100%             | 4     |
| MEDLOGIC, LLC   |              | 1        | 3        | 75%              | 4     |
| DTR LABS  |              | 3        | 1        | 25%              | 4     |

# COVID-19: testing by laboratory

Data through Aug 27, 2020 verified as of Aug 28, 2020 at 09:25 AM

Data in this report are provisional and subject to change.

The numbers in the table below represent the number of Florida and non-Florida residents for whom test results were received by the Department of Health. A person can be tested by more than one laboratory and can have both positive and negative results. **Therefore, the sum of the numbers in each column will be larger than the total number of people tested.**

| Reporting lab   | Inconclusive | Negative | Positive | Percent positive | Total |
|---|--------------|----------|----------|------------------|-------|
| MINUTECLINIC DIAGNOSTIC OF TEXAS, LLC                       |              | 4        |          |                  | 4     |
| QUEST DIAGNOSTIC INC TECHNICAL                              |              |          | 4        | 100%             | 4     |
| THOMAS JEFFERSON UNIVERSITY HOSPITAL                        |              | 4        |          |                  | 4     |
| WALGREENS NO 09204  |              | 4        |          |                  | 4     |
| SOUTHWESTERN REGIONAL MEDICAL CENTER - TULSA                |              | 4        |          |                  | 4     |
| MISSOURI DEPARTMENT OF HEALTH AND SENIOR SERVICES           |              |          | 4        | 100%             | 4     |
| DORAL URGENT CARE   |              |          | 4        | 100%             | 4     |
| NORTHSHORE UNIVERSITY HEALTHSYSTEM EVANSTON HOSPITAL LAB    |              |          | 4        | 100%             | 4     |
| HEALTHQUEST LABORATORIES                                    |              |          | 4        | 100%             | 4     |
| FAST TRACK URGENT CARE CENTER - BRANDON                     |              |          | 4        | 100%             | 4     |
| MAINSTREET FAMILY CARE                                      |              | 1        | 3        | 75%              | 4     |
| FLORIDA HOSPITAL  |              | 1        | 3        | 75%              | 4     |
| OKLAHOMA STATE UNIVERSITY DIAGNOSTIC LAB                    |              |          | 4        | 100%             | 4     |
| MALABAR/ADVENT CENTRA CARE                                  |              |          | 4        | 100%             | 4     |
| STATEN ISLAND UNIVERSITY HOSPITAL SEGUINE AVE               |              | 4        |          |                  | 4     |
| PENNSYLVANIA DEPARTMENT OF HEALTH BUREAU OF LABORATORIES    |              |          | 3        | 100%             | 3     |
| KEY WEST URGENT CARE, INC                                   |              | 3        |          |                  | 3     |
| ST LUKES HOSPITAL LABORATORY                                |              | 2        | 1        | 33%              | 3     |
| WAKEMED   |              | 1        | 2        | 67%              | 3     |
| OMNICARE PHARMACY OF TEXAS 1, LP DBA OMNICARE               |              | 3        |          |                  | 3     |
| ILLINOIS DEPARTMENT OF PUBLIC HEALTH                        |              |          | 3        | 100%             | 3     |
| MARSHALL MEDICAL CENTER SOUTH LAB                           |              | 2        | 1        | 33%              | 3     |
| NOVANT HEALTH INPATIENT CARE                                |              |          | 3        | 100%             | 3     |
| NORTH BROWARD HOSPITAL DISTRICT HEALTHCARE FOR THE HOMELESS |              |          | 3        | 100%             | 3     |
| QUEST ELR   |              | 2        | 1        | 33%              | 3     |
| BAYCARE OUTREACH LABORATORY HOSPITAL                        |              |          | 3        | 100%             | 3     |
| SIGNATURE CARE PFLUGERVILLE                                 |              |          | 3        | 100%             | 3     |
| PINELLAS COUNTY HEALTH DEPARTMENT                           |              | 2        | 1        | 33%              | 3     |
| BARONESS ERLANGER HOSPITAL                                  |              | 3        |          |                  | 3     |
| WATAUGA MEDICAL CENTER                                      |              | 1        | 2        | 67%              | 3     |
| BAY CARE LAB SERVICES/ST. ANTHONY'S HOSPITAL                |              |          | 3        | 100%             | 3     |
| WALGREENS #5317   |              | 3        |          |                  | 3     |
| WALGREENS #17132  |              | 3        |          |                  | 3     |
| NITE LITE PEDIATRICS - PORT ST. LUCIE                       |              | 2        | 1        | 33%              | 3     |
| NORTH NAPLES HOSPITAL RESPIRATORY THERAPY DEPARTMENT        |              |          | 3        | 100%             | 3     |
| WALGREENS #11293  |              | 3        |          |                  | 3     |
| WALGREENS #10775  |              | 3        |          |                  | 3     |
| PATIENT FIRST - ALLENTOWN                                   |              |          | 3        | 100%             | 3     |
| ALACHUA COUNTY HEALTH DEPARTMENT                            |              |          | 3        | 100%             | 3     |
| AMERICAN FAMILY CARE- ORANGE BEACH                          |              |          | 3        | 100%             | 3     |
| WESLEY CHAPEL INTERNAL MEDICINE AND PEDIATRICS              |              |          | 3        | 100%             | 3     |
| RIVERVIEW REGIONAL MEDICAL CENTER                           |              | 3        |          |                  | 3     |
| TANNER MEDICAL CENTER EAST AL                               |              | 3        |          |                  | 3     |
| ROCKLEDGE FAMILY HEALTH                                     |              |          | 3        | 100%             | 3     |
| NORTHERN DUTCHESS HOSPITAL LABORATORY                       |              | 3        |          |                  | 3     |
| TIMBER RIDGE LABORATORY                                     |              |          | 3        | 100%             | 3     |

# COVID-19: testing by laboratory

Data through Aug 27, 2020 verified as of Aug 28, 2020 at 09:25 AM

Data in this report are provisional and subject to change.

The numbers in the table below represent the number of Florida and non-Florida residents for whom test results were received by the Department of Health. A person can be tested by more than one laboratory and can have both positive and negative results. **Therefore, the sum of the numbers in each column will be larger than the total number of people tested.**

| Reporting lab  | Inconclusive | Negative | Positive | Percent positive | Total |
|--|--------------|----------|----------|------------------|-------|
| QUATRACOR PLLC   |              | 3        |          |                  | 3     |
| MONTEFIORE ST LUKE'S CORNWALL HOSPITAL                                 |              | 2        | 1        | 33%              | 3     |
| SANFORD MOBILE LAB   |              | 1        | 2        | 67%              | 3     |
| FLORIDA CLINICAL LABORATORY - BIOREFERENCE LABORATORIES                |              | 2        | 1        | 33%              | 3     |
| CENTRA CARE HUNTER'S CREEK   |              |          | 3        | 100%             | 3     |
| PALM BEACH COUNTY HEALTH DEPARTMENT LABORATORY                         |              |          | 3        | 100%             | 3     |
| MONTANA PUBLIC HEALTH LAB  |              |          | 3        | 100%             | 3     |
| CENTRA CARE - LAKE NONA  |              | 1        | 2        | 67%              | 3     |
| NAPHCARE, INC.   |              |          | 3        | 100%             | 3     |
| PUBLIC HEALTH LAB  |              | 3        |          |                  | 3     |
| WOODHULL MEDICAL AND MENTAL HEALTH CTR                                 |              | 3        |          |                  | 3     |
| CAPTAIN JAMES A. LOVELL FEDERAL HEALTHCARE CENTER                      |              |          | 3        | 100%             | 3     |
| CELAL GUROL ERBAY, MD  |              |          | 3        | 100%             | 3     |
| ADVANCED LAB   |              |          | 3        | 100%             | 3     |
| UNIVERSITY OF WEST FLORIDA STUDENT HEALTH SERVICES                     |              |          | 3        | 100%             | 3     |
| IOWA DEPARTMENT OF PUBLIC HEALTH                                       |              |          | 3        | 100%             | 3     |
| UAB  |              | 2        | 1        | 33%              | 3     |
| FAST TRACK URGENT CARE CENTER - WESLEY CHAPEL                          |              |          | 3        | 100%             | 3     |
| DOCTORS URGENT CARE  |              |          | 3        | 100%             | 3     |
| MIAMI CANCER INSTITUTE   |              |          | 3        | 100%             | 3     |
| COUNTY OF LOS ANGELES  |              |          | 3        | 100%             | 3     |
| AARK LABORATORY  |              | 3        |          |                  | 3     |
| CORAL GABLES HOSPITAL  |              |          | 3        | 100%             | 3     |
| UCLA HEALTHCARE CLINICAL LABS  |              |          | 3        | 100%             | 3     |
| ACCESS HEALTH CARE   |              | 2        | 1        | 33%              | 3     |
| UNIVERSITY OF CHICAGO MEDICAL CENTER LAB                               |              |          | 3        | 100%             | 3     |
| CENTRAL FLORIDA HEALTH CARE INC  |              |          | 3        | 100%             | 3     |
| PALMS WEST HOSPITAL  |              |          | 3        | 100%             | 3     |
| JACKSON SOUTH COMMUNITY HOSPITAL LAB                                   |              |          | 3        | 100%             | 3     |
| SUNCOAST URGENT CARE   |              |          | 3        | 100%             | 3     |
| DOH-TAMPA BRANCH LABORATORY (MLK BLVD)                                 |              |          | 3        | 100%             | 3     |
| CALHOUN LIBERTY HOSPITAL   |              |          | 3        | 100%             | 3     |
| BEEBE MEDICAL CENTER LABORATORY  |              | 3        |          |                  | 3     |
| SCIENTIFIC LABORATORY DIVISION   |              |          | 3        | 100%             | 3     |
| NEW YORK STATE ELR - LONG ISLAND JEWISH MED CTR                        |              | 3        |          |                  | 3     |
| EISENHOWER ARMY MEDICAL CENTER   |              |          | 3        | 100%             | 3     |
| NEW YORK STATE ELR - JACOBI MEDICAL CENTER                             |              | 3        |          |                  | 3     |
| DOCTOR'S IN-HOUSE LAB/COMMUNITY HEALTH CENTERS OF PINELLAS -PINELLAS P |              |          | 3        | 100%             | 3     |
| LABCORP RARITAN  |              | 3        |          |                  | 3     |
| PRECISION GENETICS   |              |          | 3        | 100%             | 3     |
| VIRTUA VOORHEES HOSPITAL   |              | 3        |          |                  | 3     |
| NEW YORK STATE ELR - ORANGE REGIONAL MEDICAL CENTER LABORATORY         |              | 3        |          |                  | 3     |
| BAYFRONT HEALTH PUNTA GORDA  |              |          | 3        | 100%             | 3     |
| SAMARITAN MEDICAL CENTER   |              | 3        |          |                  | 3     |
| SSM HEALTH ST LOUIS MICROBIOLOGY LABORATORY                            |              | 1        | 2        | 67%              | 3     |
| VIRACOR  |              | 2        | 1        | 33%              | 3     |

# COVID-19: testing by laboratory

Data through Aug 27, 2020 verified as of Aug 28, 2020 at 09:25 AM

Data in this report are provisional and subject to change.

The numbers in the table below represent the number of Florida and non-Florida residents for whom test results were received by the Department of Health. A person can be tested by more than one laboratory and can have both positive and negative results. **Therefore, the sum of the numbers in each column will be larger than the total number of people tested.**

| Reporting lab  | Inconclusive | Negative | Positive | Percent positive | Total |
|--|--------------|----------|----------|------------------|-------|
| VIRGINIA DIVISION OF CONSOLIDATED LABORATORIES       |              |          | 3        | 100%             | 3     |
| SOUTH GEORGIA MEDICAL CENTER                         |              |          | 3        | 100%             | 3     |
| PROMEDICA LABORATORIES                               |              | 3        |          |                  | 3     |
| VA OUTPATIENT  |              |          | 3        | 100%             | 3     |
| PRIMARY CARE OF THE TREASURE COAST                   |              |          | 3        | 100%             | 3     |
| FAMILY HEALTH CENTERS OF SWF LABS                    |              |          | 3        | 100%             | 3     |
| LAKE WALES MEDICAL CENTER INC                        |              |          | 3        | 100%             | 3     |
| LAKE MARY KIDS CENTRA CARE                           |              |          | 3        | 100%             | 3     |
| JOE DIMAGGIO CHILDREN'S HOSPITAL                     |              | 1        | 2        | 67%              | 3     |
| ADVENT HEALTH NEW SMYRNA BEACH                       |              |          | 3        | 100%             | 3     |
| BIODESIX, INC.                                       |              | 3        |          |                  | 3     |
| JOHNS HOPKINS MEDICAL LABORATORIES                   |              | 1        | 2        | 67%              | 3     |
| DEACONESS HOSPITAL                                   |              |          | 3        | 100%             | 3     |
| TELEVISIT MALABAR PEDIATRICS                         |              |          | 3        | 100%             | 3     |
| RUSH UNIVERSITY MEDICAL CENTER LABORATORY            |              |          | 2        | 100%             | 2     |
| TITUSVILLE/ADVENT CENTRA CARE                        |              |          | 2        | 100%             | 2     |
| PCB CLINIC   |              |          | 2        | 100%             | 2     |
| WHOLE CHILD PEDIATRICS                               |              |          | 2        | 100%             | 2     |
| SPARROW CENTRAL LAB                                  |              |          | 2        | 100%             | 2     |
| SONIC REFERENCE LABORATORY                           |              |          | 2        | 100%             | 2     |
| PATHLINE   |              |          | 2        | 100%             | 2     |
| SOUTHEAST GEORGIA HEALTH SYSTEM                      |              |          | 2        | 100%             | 2     |
| PTC LABORATORIES                                     |              |          | 2        | 100%             | 2     |
| UT MEMPHIS UNIVERSITY HEALTH SERVICES                |              |          | 2        | 100%             | 2     |
| THE UNIVERSITY OF VERMONT MEDICAL CENTER             |              | 2        |          |                  | 2     |
| TUFTS MEDICAL CENTER                                 |              |          | 2        | 100%             | 2     |
| UNIVERSITY OF WASHINGTON MEDICAL CENTER              |              |          | 2        | 100%             | 2     |
| URGENT CARE TCMA                                     |              |          | 2        | 100%             | 2     |
| RIVERSIDE MEDICAL GROUP                              |              | 1        | 1        | 50%              | 2     |
| SARNO EXTENDED HOURS                                 |              |          | 2        | 100%             | 2     |
| SCDHEC BUREAU OF LABORATORIES                        |              |          | 2        | 100%             | 2     |
| ST. JOSEPH REGIONAL MEDICAL CENTER                   |              |          | 2        | 100%             | 2     |
| RICHMOND UNIVERSITY MEDICAL CENTER                   |              | 1        | 1        | 50%              | 2     |
| SARASOTA MEMORIAL MEDICAL URGENT CARE CENTER         |              |          | 2        | 100%             | 2     |
| QUEENS HOSPITAL CENTER                               |              | 2        |          |                  | 2     |
| THOMAS LANGLEY                                       |              |          | 2        | 100%             | 2     |
| UK HEALTHCARE  |              |          | 2        | 100%             | 2     |
| UNIVERSITY HOSPITAL                                  |              |          | 2        | 100%             | 2     |
| SANFORD REGIONAL HOSPITAL WORTHINGTON                |              | 2        |          |                  | 2     |
| SANFORD SOUTH UNIVERSITY                             |              | 2        |          |                  | 2     |
| UC CORAL GABLES                                      |              |          | 2        | 100%             | 2     |
| UNIVERSITY OF MARYLAND MEDICAL CENTER                |              |          | 2        | 100%             | 2     |
| QUEST DIAGNOSTICS INCORPORATED                       |              |          | 2        | 100%             | 2     |
| UNIVERSITY OF MIAMI                                  |              |          | 2        | 100%             | 2     |
| TALLAHASSEE MEMORIAL HEALTHCARE FAMILY MED RESIDENCY |              |          | 2        | 100%             | 2     |
| UNIVERSITY HOSPITAL OF BROOKLYN                      |              | 2        |          |                  | 2     |

# COVID-19: testing by laboratory

Data through Aug 27, 2020 verified as of Aug 28, 2020 at 09:25 AM

Data in this report are provisional and subject to change.

The numbers in the table below represent the number of Florida and non-Florida residents for whom test results were received by the Department of Health. A person can be tested by more than one laboratory and can have both positive and negative results. **Therefore, the sum of the numbers in each column will be larger than the total number of people tested.**

| Reporting lab  | Inconclusive | Negative | Positive | Percent positive | Total |
|--|--------------|----------|----------|------------------|-------|
| UNIVERSITY OF KANSAS MEDICAL CENTER                        |              |          | 2        | 100%             | 2     |
| PREMIER MEDICAL LABORATORY                                 |              |          | 2        | 100%             | 2     |
| WALGREENS #07388   |              | 2        |          |                  | 2     |
| ST JOSEPH WOMENS HOSPITAL                                  |              |          | 2        | 100%             | 2     |
| WALGREENS #09353   |              | 2        |          |                  | 2     |
| ST JOSEPHS CHILDRENS HOSPITAL OUTREACH                     |              |          | 2        | 100%             | 2     |
| WALGREENS #04834   |              | 2        |          |                  | 2     |
| ROCKEFELLER UNIVERSITY CLINICAL GENOMICS LABORATOR         |              | 2        |          |                  | 2     |
| PHYSICIANS IMMEDIATE CARE AURORA                           |              |          | 2        | 100%             | 2     |
| ST CHARLES HOSPITAL LABORATORY                             |              | 2        |          |                  | 2     |
| PHOSPHORUS DIAGNOSTICS                                     |              |          | 2        | 100%             | 2     |
| PIEDMONT HOSPITAL LAB                                      |              |          | 2        | 100%             | 2     |
| WALGREENS #6637  |              | 2        |          |                  | 2     |
| PHYSICIANS LABORATORY SERVICES                             |              |          | 2        | 100%             | 2     |
| WALGREENS # 03852  |              | 2        |          |                  | 2     |
| VIGILINT HEALTHCARE  |              | 1        | 1        | 50%              | 2     |
| QUEST DIAGNOSTICS-OCALA-SE 3RD                             |              | 2        |          |                  | 2     |
| QUEST DIAGNOSTICS-OCALA-SW HIGHWAY 200                     |              | 2        |          |                  | 2     |
| PREMIER LABORATORY SERVICES, LLC                           |              |          | 2        | 100%             | 2     |
| VERMONT DEPARTMENT OF HEALTH LABORATORY                    |              | 1        | 1        | 50%              | 2     |
| VIDANT MEDICAL CENTER                                      |              |          | 2        | 100%             | 2     |
| ST PETERSBURG PEDIATRICS-EAST BAY                          |              |          | 2        | 100%             | 2     |
| VRL EUROFINIS  |              |          | 2        | 100%             | 2     |
| SHARP MEMORIAL HOSPITAL MICROBIOLOGY DEPT                  |              |          | 2        | 100%             | 2     |
| VIRTUA MEMORIAL HOSPITAL BURLINGTON COUNTY                 |              |          | 2        | 100%             | 2     |
| VISITING PHYSICIANS ASSOCIATION LABORATORY                 |              | 2        |          |                  | 2     |
| TREASURE COAST COMMUNITY HEALTH                            |              |          | 2        | 100%             | 2     |
| PARAMOUNT URGENT CARE - OVIEDO                             |              |          | 2        | 100%             | 2     |
| KETTERING HEALTH   |              |          | 2        | 100%             | 2     |
| MOUNT DORA PEDIATRICS                                      |              | 2        |          |                  | 2     |
| LOWELL GENERAL HOSPITAL                                    |              |          | 2        | 100%             | 2     |
| GUTHRIE MEDICAL GROUP LABORATORIES                         |              | 2        |          |                  | 2     |
| CAPE COD HOSPITAL  |              |          | 2        | 100%             | 2     |
| NATIONWIDE LABORATORY SERVICES                             |              | 1        | 1        | 50%              | 2     |
| LINCOLN DIAGNOSTIC LAB                                     |              | 2        |          |                  | 2     |
| HEALTH FIRST IBM-UX  |              |          | 2        | 100%             | 2     |
| MAILBOX DIAGNOSTICS  |              | 1        | 1        | 50%              | 2     |
| MINUTECLINIC DIAGNOSTIC OF RHODE ISLAND, LLC #590          |              | 2        |          |                  | 2     |
| Cleveland Clinic Weston                                    |              |          | 2        | 100%             | 2     |
| MONROE COUNTY HOSPITAL                                     |              | 2        |          |                  | 2     |
| DMH STEINHATCHEE FAMILY MEDICINE                           |              |          | 2        | 100%             | 2     |
| MADISON COUNTY MEMORIAL HOSP                               |              | 1        | 1        | 50%              | 2     |
| LEGACY LABORATORY SERVICES                                 |              |          | 2        | 100%             | 2     |
| NEW YORK STATE ELR - COLUMBIA MEMORIAL HOSPITAL LABORATORY |              | 2        |          |                  | 2     |
| NEW YORK STATE ELR - BELLEVUE HOSPITAL CENTER DEPARTMENT   |              | 2        |          |                  | 2     |
| NEW YORK STATE ELR - AUBURN COMMUNITY HOSPITAL             |              | 2        |          |                  | 2     |

# COVID-19: testing by laboratory

Data through Aug 27, 2020 verified as of Aug 28, 2020 at 09:25 AM

Data in this report are provisional and subject to change.

The numbers in the table below represent the number of Florida and non-Florida residents for whom test results were received by the Department of Health. A person can be tested by more than one laboratory and can have both positive and negative results. **Therefore, the sum of the numbers in each column will be larger than the total number of people tested.**

| Reporting lab   | Inconclusive | Negative | Positive | Percent positive | Total |
|---|--------------|----------|----------|------------------|-------|
| NEW YORK STATE ELR - ERIE COUNTY PUBLIC HEALTH CLINICAL           |              | 2        |          |                  | 2     |
| LABCORP - BRANDON   |              | 2        |          |                  | 2     |
| NEW YORK STATE ELR - LONG ISLAND JEWISH VALLEY STREAM             |              | 2        |          |                  | 2     |
| NEW YORK STATE ELR - GLENS FALLS HOSPITAL DEPARTMENT OF PATHOLOGY |              | 2        |          |                  | 2     |
| LAB CORP PHOENIX  |              |          | 2        | 100%             | 2     |
| GRAND ST PAUL CVS   |              | 2        |          |                  | 2     |
| NEBRASKA MEDICAL CENTER   |              |          | 2        | 100%             | 2     |
| GEORGIA DEPARTMENT OF PUBLIC HEALTH                               |              |          | 2        | 100%             | 2     |
| CAREWELL 301 - WARWICK  |              |          | 2        | 100%             | 2     |
| NEW YORK STATE DEPARTMENT OF HEALTH                               |              | 1        | 1        | 50%              | 2     |
| LEESBURG REGIONAL MEDICAL CENTER                                  |              | 1        | 1        | 50%              | 2     |
| MINUTECLINIC DIAGNOSTIC OF ILLINOIS                               |              | 2        |          |                  | 2     |
| BIO-TECH CLINICAL LABORATORIES                                    |              |          | 2        | 100%             | 2     |
| CONSOLIDATED LABORATORY SERVICES                                  |              |          | 2        | 100%             | 2     |
| JACKSON LABORATORY OF GENOMIC MEDICINE                            |              | 2        |          |                  | 2     |
| BFT LAB   |              |          | 2        | 100%             | 2     |
| CVS PHARMACY, INC DBA CVS/PHARMACY #10581                         |              | 2        |          |                  | 2     |
| BETH ISRAEL DEACONESS MEDICAL CENTER                              |              |          | 2        | 100%             | 2     |
| MEDRITE   |              |          | 2        | 100%             | 2     |
| CONEMAUGH MEMORIAL MEDICAL CENTER                                 |              | 2        |          |                  | 2     |
| COMPUNET CLINICAL LAB   |              |          | 2        | 100%             | 2     |
| MAYO  |              |          | 2        | 100%             | 2     |
| BLOUNT MEMORIAL HOSPITAL  |              | 2        |          |                  | 2     |
| INTERNAL MEDICINE ASSOCIATES-DUNELLON                             |              |          | 2        | 100%             | 2     |
| BIRMINGHAM VAMC   |              | 1        | 1        | 50%              | 2     |
| COLLIER COUNTY HEALTH DEPT.                                       |              |          | 2        | 100%             | 2     |
| YORK HOSPITAL - LABORATORY  |              |          | 2        | 100%             | 2     |
| MIDMICHIGAN MEDICAL CENTER  |              |          | 2        | 100%             | 2     |
| HOME ACCESS HEALTH  |              |          | 2        | 100%             | 2     |
| MI2297090CV HOLLAND-23D2189684                                    |              | 2        |          |                  | 2     |
| BROAD INSTITUTE CLINICAL SEQUENCING RESEARCH PLATFORM             |              | 1        | 1        | 50%              | 2     |
| MINUTECLINIC DIAGNOSTIC   |              | 1        | 1        | 50%              | 2     |
| HELIX DIAGNOSTICS   |              |          | 2        | 100%             | 2     |
| BAYFRONT MEDICAL  |              |          | 2        | 100%             | 2     |
| MEMORIAL SLOAN KETTERING CANCER CENTER                            |              | 1        | 1        | 50%              | 2     |
| MEMORIAL HERMANN CONSOLIDATED LABORATORY SERVICES                 |              |          | 2        | 100%             | 2     |
| CVS/PHARMACY #10373   |              | 2        |          |                  | 2     |
| JOHN D. ARCHBOLD MEM. HOSPITAL                                    |              |          | 2        | 100%             | 2     |
| JRS LABORATORY  |              |          | 2        | 100%             | 2     |
| JOHNSON CITY MEDICAL CENTER                                       |              | 1        | 1        | 50%              | 2     |
| COASTAL MEDICAL LAB   |              |          | 2        | 100%             | 2     |
| LABCORP - OHIO  |              |          | 2        | 100%             | 2     |
| EVERLYWELL  |              | 2        |          |                  | 2     |
| LABCORP - LEESBURG  |              |          | 2        | 100%             | 2     |
| EXECUTIVE MEDICAL SERVICES  |              | 2        |          |                  | 2     |
| OHIO STATE UNIVERSITY MEDICAL CENTER                              |              |          | 2        | 100%             | 2     |



# COVID-19: testing by laboratory

Data through Aug 27, 2020 verified as of Aug 28, 2020 at 09:25 AM

Data in this report are provisional and subject to change.

The numbers in the table below represent the number of Florida and non-Florida residents for whom test results were received by the Department of Health. A person can be tested by more than one laboratory and can have both positive and negative results. **Therefore, the sum of the numbers in each column will be larger than the total number of people tested.**

| Reporting lab  | Inconclusive | Negative | Positive | Percent positive | Total |
|--|--------------|----------|----------|------------------|-------|
| OHIO DEPARTMENT OF HEALTH LABORATORY                         |              | 2        |          |                  | 2     |
| FLORIDA HEALTH CARE PLANS                                    |              |          | 2        | 100%             | 2     |
| NOVANT HEALTH GOHEALTH URGENT CARE-HARRISBURG                |              |          | 2        | 100%             | 2     |
| FLORIDA MEDICAL CLINIC PA                                    |              | 2        |          |                  | 2     |
| ALABAMA DEPARTMENT OF PUBLIC HEALTH                          |              |          | 2        | 100%             | 2     |
| NORTHWESTERN MEMORIAL HOSPITAL                               |              |          | 2        | 100%             | 2     |
| ENGLEWOOD HOSPITAL AND MEDICAL CENTER                        |              |          | 2        | 100%             | 2     |
| NOVADIX  |              | 2        |          |                  | 2     |
| NOT INDICATED  |              |          | 2        | 100%             | 2     |
| ERIE COUNTY MEDICAL CTR CLINICAL LABS                        |              | 2        |          |                  | 2     |
| ACL LABORATORIES INDUSTRIAL TOXICOLOGY                       |              |          | 2        | 100%             | 2     |
| LABCORP - ORLANDO  |              | 1        | 1        | 50%              | 2     |
| FLORIDA CLINICAL LABORATORY INC                              |              |          | 2        | 100%             | 2     |
| LABCORP - STUART   |              | 1        | 1        | 50%              | 2     |
| LABCORP - PALM BEACH GARDENS                                 |              |          | 2        | 100%             | 2     |
| FCHC (OB)-DARWIN SQUARE CTR.                                 |              |          | 2        | 100%             | 2     |
| PALM BAY URGENT CARE   |              |          | 2        | 100%             | 2     |
| ADVANCED MEDICAL CARE  |              |          | 2        | 100%             | 2     |
| OMNI   |              |          | 2        | 100%             | 2     |
| EXOSOME DIAGNOSTICS  |              | 2        |          |                  | 2     |
| OKLAHOMA STATE DEPARTMENT OF HEALTH-PUBLIC HEALTH LABORATORY |              |          | 2        | 100%             | 2     |
| OMNICARE PHARMACY OF TEXAS 1                                 |              | 2        |          |                  | 2     |
| ONslow MEMORIAL HOSPITAL LABORATORY                          |              | 2        |          |                  | 2     |
| CELERION   |              |          | 2        | 100%             | 2     |
| ADVANCED URGENT CARE CENTER OF THE UPPER KEYS                |              |          | 2        | 100%             | 2     |
| FLORIDA PEDIATRICS   |              |          | 2        | 100%             | 2     |
| GCPM MANUAL MICROBIOLOGY                                     |              |          | 2        | 100%             | 2     |
| NORTH FLORIDA PEDIATRICS JASPER                              |              |          | 2        | 100%             | 2     |
| CARL R DARNALL ARMY MEDICAL CENTER                           |              |          | 2        | 100%             | 2     |
| LABCORP PHOENIX  |              |          | 2        | 100%             | 2     |
| EMORY UNIVERSITY HOSPITAL                                    |              |          | 2        | 100%             | 2     |
| ANGEL KIDS PEDIATRICS-BARTRAM PARK                           |              | 2        |          |                  | 2     |
| NLC LABS   |              |          | 2        | 100%             | 2     |
| AMERICAN MEDICAL LABORATORIES                                |              |          | 2        | 100%             | 2     |
| NORTH DAKOTA DEPT OF HEALTH MICROBIOLOGY                     |              |          | 2        | 100%             | 2     |
| LABCORP SOUTH CHARLESTON                                     |              |          | 2        | 100%             | 2     |
| ARNOLD PALMER HOSPITAL LABORATORY                            |              |          | 2        | 100%             | 2     |
| NEW YORK STATE ELR - NEW YORK PRESBYTERIAN-LOWER MANHATTAN   |              | 2        |          |                  | 2     |
| FORT SANDERS REGIONAL LABORATORY                             |              | 2        |          |                  | 2     |
| ALLIANCE LABS @LRMC  |              |          | 2        | 100%             | 2     |
| GALEN BAYLOR EXTENSION                                       |              | 2        |          |                  | 2     |
| NORTHERN LIGHT LABORATORY                                    |              |          | 2        | 100%             | 2     |
| GEISINGER MEDICAL CENTER                                     |              | 2        |          |                  | 2     |
| ALVERNO CLINICAL LABORATORIES                                |              |          | 2        | 100%             | 2     |
| ALTRU DIAGNOSTICS INC  |              |          | 2        | 100%             | 2     |
| UNIVERSITY OF BALTIMORE WASHINGTON MEDICAL CENTER            |              |          | 1        | 100%             | 1     |

# COVID-19: testing by laboratory

Data through Aug 27, 2020 verified as of Aug 28, 2020 at 09:25 AM

Data in this report are provisional and subject to change.

The numbers in the table below represent the number of Florida and non-Florida residents for whom test results were received by the Department of Health. A person can be tested by more than one laboratory and can have both positive and negative results. **Therefore, the sum of the numbers in each column will be larger than the total number of people tested.**

| Reporting lab  | Inconclusive | Negative | Positive | Percent positive | Total |
|--|--------------|----------|----------|------------------|-------|
| UNIVERSITY LAB   |              |          | 1        | 100%             | 1     |
| CLIFTON-FINE HOSPITAL LABORATORY                                       |              | 1        |          |                  | 1     |
| FHCP-ORANGE CITY   |              |          | 1        | 100%             | 1     |
| CHATSWORTH ASSISTED LIVING COMMUNITY AT PGA NATIONAL                   |              |          | 1        | 100%             | 1     |
| UNIVERSITY HOSPITALS OF CLEVELAND                                      |              |          | 1        | 100%             | 1     |
| COCOA BEACH/ADVENT CENTRA  |              | 1        |          |                  | 1     |
| UNC HOSPITAL/MCLENDON CLINICAL LABORATORIES                            |              |          | 1        | 100%             | 1     |
| UNITED MEMORIAL MEDICAL CENTER   |              |          | 1        | 100%             | 1     |
| UNITED LABORATORY SERVICE  |              |          | 1        | 100%             | 1     |
| UNITED HEALTHCARE  |              |          | 1        | 100%             | 1     |
| CLEVELAND CLINIC OHIO LABORATORIES                                     |              |          | 1        | 100%             | 1     |
| CITRUS PARK  |              |          | 1        | 100%             | 1     |
| CHP COVID-19 (TX)  |              |          | 1        | 100%             | 1     |
| CGH MEDICAL CENTER   |              |          | 1        | 100%             | 1     |
| UNIVERSITY OF FLORIDA  |              |          | 1        | 100%             | 1     |
| CHIEFLAND MEDICAL CENTER   |              |          | 1        | 100%             | 1     |
| CHARLOTTE CHD PORT CHARLOTTE   |              | 1        |          |                  | 1     |
| UNIVERSITY OF IOWA HOSPITALS & CLINICS                                 |              |          | 1        | 100%             | 1     |
| UNITED CLINICAL LABORATORIES   |              |          | 1        | 100%             | 1     |
| CFCH - FROSTPROOF  |              |          | 1        | 100%             | 1     |
| COLORADO DEPARTMENT OF HEALTH LABORATORY SERVICES DIVISION             |              |          | 1        | 100%             | 1     |
| ECLRS  |              |          | 1        | 100%             | 1     |
| EAST TENNESSEE STATE UNIVERSITY  |              | 1        |          |                  | 1     |
| DYNACARE LABORATORIES  |              |          | 1        | 100%             | 1     |
| THE CHILDREN'S HOSPITAL OF PHILADELPHIA                                |              | 1        |          |                  | 1     |
| EDGAR PRICE FAMILY & CHILDREN HEALTHCARE CENTER                        |              |          | 1        | 100%             | 1     |
| THE HEART HOSPITAL BAYLOR PLANO  |              |          | 1        | 100%             | 1     |
| DOTHAN PEDIATRIC CLINIC  |              |          | 1        | 100%             | 1     |
| DOCTORS CLINICAL LABORATORY, INC                                       |              |          | 1        | 100%             | 1     |
| DOCTOR'S IN-HOUSE LAB/COMMUNITY HEALTH CENTERS OF PINELLAS - JOHNNIE R |              |          | 1        | 100%             | 1     |
| DUKE HEALTH REGIONAL HOSPITAL  |              |          | 1        | 100%             | 1     |
| THE WOLFF CENTER FOR CHILD & ADOLESCENT HEALTH                         |              |          | 1        | 100%             | 1     |
| DSI LABORATORIES-NAPLES-7TH  |              |          | 1        | 100%             | 1     |
| EGL GENETICS DIAGNOSTICS   |              |          | 1        | 100%             | 1     |
| EXPRESS GENE MOLECULAR DIAGNOSTICS LABORATORY                          |              |          | 1        | 100%             | 1     |
| TAMPA  |              | 1        |          |                  | 1     |
| EXCEL URGENT CARE OF NJ  |              |          | 1        | 100%             | 1     |
| FAST TRACK URGENT CARE CENTER - RIVERVIEW                              |              |          | 1        | 100%             | 1     |
| FALMOUTH BY THE SEA  |              |          | 1        | 100%             | 1     |
| EXPRESS LAB LIVINGSTON   |              |          | 1        | 100%             | 1     |
| ELMHURST MEMORIAL HOSPITAL   |              |          | 1        | 100%             | 1     |
| TEXAS DEPARTMENT OF STATE HEALTH SERVICES                              |              |          | 1        | 100%             | 1     |
| ELITE CARE   |              |          | 1        | 100%             | 1     |
| TAMPA GENERAL MEDICAL GROUP LABORATORY HEALTHPARK                      |              |          | 1        | 100%             | 1     |
| ETHOS LABORATORIES   |              | 1        |          |                  | 1     |
| TENNESSEE DOH - KNOXVILLE  |              |          | 1        | 100%             | 1     |

# COVID-19: testing by laboratory

Data through Aug 27, 2020 verified as of Aug 28, 2020 at 09:25 AM

Data in this report are provisional and subject to change.

The numbers in the table below represent the number of Florida and non-Florida residents for whom test results were received by the Department of Health. A person can be tested by more than one laboratory and can have both positive and negative results. **Therefore, the sum of the numbers in each column will be larger than the total number of people tested.**

| Reporting lab   | Inconclusive | Negative | Positive | Percent positive | Total |
|---|--------------|----------|----------|------------------|-------|
| DACH MAIN LAB   |              |          | 1        | 100%             | 1     |
| TRUMAN MEDICAL CENTER - HOSPITAL HILL                                 |              |          | 1        | 100%             | 1     |
| CVS/PHARMACY #12000   |              | 1        |          |                  | 1     |
| TRINITAS REGIONAL MEDICAL CENTER                                      |              |          | 1        | 100%             | 1     |
| DE TAR HOSPITAL   |              |          | 1        | 100%             | 1     |
| DALLAS MEDICAL CENTER   |              |          | 1        | 100%             | 1     |
| CONEY ISLAND HOSPITAL   |              | 1        |          |                  | 1     |
| UF KANAPAH LAB BEAKER   |              | 1        |          |                  | 1     |
| COMMONWEALTH OF MASSACHUSETTS   |              |          | 1        | 100%             | 1     |
| CVS UT2297068CV SALT LAKE CITY  |              | 1        |          |                  | 1     |
| CQUENTIA NGS, LLC   |              |          | 1        | 100%             | 1     |
| CORE BIO LABS   |              |          | 1        | 100%             | 1     |
| DEKALB MEDICAL CENTER LABORATORY                                      |              |          | 1        | 100%             | 1     |
| TITUSVILLE FAMILY PRACTICE  |              |          | 1        | 100%             | 1     |
| DOCS URGENT CARE  |              |          | 1        | 100%             | 1     |
| TMH EC NORTHEAST LABORATORY   |              |          | 1        | 100%             | 1     |
| TIEHH BIOTERRORISM RESPONSE LAB                                       |              |          | 1        | 100%             | 1     |
| DOCTOR'S WALK-IN CLINIC / QUEST DIAGNOSTICS                           |              |          | 1        | 100%             | 1     |
| TIMPANOGOS REGIONAL HOSPITAL  |              |          | 1        | 100%             | 1     |
| DEPARTMENT OF PATHOLOGY ROME MEMORIAL                                 |              | 1        |          |                  | 1     |
| DEPARTMENT OF HEALTH AND HUMAN SERVICES DIVISION OF BEHAVIORAL HEALTH |              | 1        |          |                  | 1     |
| DELAWARE DIAGNOSTICS LABS   |              |          | 1        | 100%             | 1     |
| DHEC - S.C PUBLIC HEALTH LAB  |              |          | 1        | 100%             | 1     |
| DERMDX, DIV OF AURORA DIAGNOSTICS/BERNHARDT LAB                       |              | 1        |          |                  | 1     |
| DEPARTMENT OF VETERANS AFFAIRS ORLANDO MEDICAL CENTER                 |              |          | 1        | 100%             | 1     |
| CENTRA CARE KIDS WINTER PARK  |              |          | 1        | 100%             | 1     |
| AZALEA HEALTH   |              |          | 1        | 100%             | 1     |
| AVERA ST. MARY'S HOSPITAL   |              |          | 1        | 100%             | 1     |
| AUSTIN REGIONAL CLINIC MICROBIOLOGY LAB                               |              |          | 1        | 100%             | 1     |
| WALGREENS #10275  |              | 1        |          |                  | 1     |
| WALGREENS #06961  |              | 1        |          |                  | 1     |
| BAPTIST HEALTH EXPRESS CARE AT KEY BISCAYNE                           |              |          | 1        | 100%             | 1     |
| BAPTIST ER TOWN CTR   |              |          | 1        | 100%             | 1     |
| APS-SUMMIT CARE PHARMACY, LLC DBA OMNICARE                            |              | 1        |          |                  | 1     |
| Walker BaptistMedCtr  |              |          | 1        | 100%             | 1     |
| WARD MEMORIAL HOSPITAL  |              | 1        |          |                  | 1     |
| ARKANSAS DEPARTMENT OF HEALTH   |              |          | 1        | 100%             | 1     |
| WALGREENS #19348  |              | 1        |          |                  | 1     |
| ATHENS LIMESTONE HOSPITAL   |              | 1        |          |                  | 1     |
| ASCENSION ST. MICHAEL'S HOSPITAL LAB                                  |              |          | 1        | 100%             | 1     |
| BAYCARE ALLIANT HOSPITAL  |              |          | 1        | 100%             | 1     |
| BASCOM PALMER-MICRO LAB   |              |          | 1        | 100%             | 1     |
| BARDMOOR LABORATORY   |              |          | 1        | 100%             | 1     |
| BAYCARE MEDICAL GROUP   |              |          | 1        | 100%             | 1     |
| BAYCARE OUTREACH LAB  |              |          | 1        | 100%             | 1     |
| VITAE DIAGNOSTICS   |              |          | 1        | 100%             | 1     |

# COVID-19: testing by laboratory

Data through Aug 27, 2020 verified as of Aug 28, 2020 at 09:25 AM

Data in this report are provisional and subject to change.

The numbers in the table below represent the number of Florida and non-Florida residents for whom test results were received by the Department of Health. A person can be tested by more than one laboratory and can have both positive and negative results. **Therefore, the sum of the numbers in each column will be larger than the total number of people tested.**

| Reporting lab  | Inconclusive | Negative | Positive | Percent positive | Total |
|--|--------------|----------|----------|------------------|-------|
| VIVEX/UMTB BIOMEDICAL  |              |          | 1        | 100%             | 1     |
| WALGREENS #04417   |              | 1        |          |                  | 1     |
| BAPTIST HEALTH MEDICAL CENTER                                    |              |          | 1        | 100%             | 1     |
| WALGREENS #05362   |              | 1        |          |                  | 1     |
| BAPTIST HEALTH URGENT CARE AT KENDALL LAKES                      |              |          | 1        | 100%             | 1     |
| BAPTIST HEALTH URGENT CARE AT UNIVERSITY CENTRE                  |              |          | 1        | 100%             | 1     |
| WALGREENS # 7308   |              | 1        |          |                  | 1     |
| WALGREENS #03136   |              | 1        |          |                  | 1     |
| WIMAUMA COMMUNITY HEALTH CENTER                                  |              | 1        |          |                  | 1     |
| ADVENT HEALTH PRIMARY CARE AT OWASA                              |              |          | 1        | 100%             | 1     |
| ADVANCED URGENT CARE OF MARATHON                                 |              |          | 1        | 100%             | 1     |
| WILMINGTON VA MEDICAL CENTER                                     |              |          | 1        | 100%             | 1     |
| ADVENTIST HINSDALE HOSPITAL LABORATORY                           |              |          | 1        | 100%             | 1     |
| ADVENTHEALTH CENTRA CARE - KID'S CARE                            |              |          | 1        | 100%             | 1     |
| WILLIAM A HINTON STATE LABORATORY INSTITUTE                      |              |          | 1        | 100%             | 1     |
| ACCESS HEALTH CARE PHYSICIANS                                    |              |          | 1        | 100%             | 1     |
| ABSOLUTE HEALTH INTERNAL MED & PEDIATRICS                        |              |          | 1        | 100%             | 1     |
| MARYLAND STATE DEPT OF HEALTH                                    |              |          | 1        | 100%             | 1     |
| ACCESSLAB  |              | 1        |          |                  | 1     |
| ADVANCED MEDICAL LABORATORIES (AML)                              |              |          | 1        | 100%             | 1     |
| ADVANCED LABORATORY SERVICES                                     |              |          | 1        | 100%             | 1     |
| WYOMING PUBLIC HEALTH LAB  |              |          | 1        | 100%             | 1     |
| WELLOW URGENT CARE   |              | 1        |          |                  | 1     |
| AMD  |              |          | 1        | 100%             | 1     |
| WEST   |              |          | 1        | 100%             | 1     |
| WELLINGTON WEST 100176   |              |          | 1        | 100%             | 1     |
| WASHINGTON STATE DEPARTMENT OF HEALTH PUBLIC HEALTH LABORATORIES |              |          | 1        | 100%             | 1     |
| APPALACHIAN REGIONAL HEALTHCARE SYSTEM                           |              | 1        |          |                  | 1     |
| AMERICAN FAMILY CARE   |              |          | 1        | 100%             | 1     |
| AFFINITY URGENT CARE   |              |          | 1        | 100%             | 1     |
| AFFILIATED LABORATORIES INC                                      |              |          | 1        | 100%             | 1     |
| AFC PATRIOT URGENT CARE  |              |          | 1        | 100%             | 1     |
| WEST VIRGINIA UNIVERSITY HOSPITALS                               |              |          | 1        | 100%             | 1     |
| WEST KENDALL HOSPITAL  |              |          | 1        | 100%             | 1     |
| ALLIANCE LABORATORY SERVICES                                     |              |          | 1        | 100%             | 1     |
| ALABAMA REFERENCE LAB  |              |          | 1        | 100%             | 1     |
| BAYFRONT HEALTH DADE CITY  |              |          | 1        | 100%             | 1     |
| CAH ACQUISITION COMPANY 11 LLC                                   |              |          | 1        | 100%             | 1     |
| BROOKSVILLE REGIONAL HOSPITAL                                    |              |          | 1        | 100%             | 1     |
| UT AUSTIN UNIVERSITY HEALTH SERVICES                             |              |          | 1        | 100%             | 1     |
| US LABORATORIES  |              |          | 1        | 100%             | 1     |
| URGENT CARE NEW SMYRNA BEACH                                     |              |          | 1        | 100%             | 1     |
| URGENT CARE WEST CLINIC  |              |          | 1        | 100%             | 1     |
| CALIFORNIA PUBLIC HEALTH LABORATORY                              |              |          | 1        | 100%             | 1     |
| BRANDON REGIONAL EMERGENCY CTR                                   |              |          | 1        | 100%             | 1     |
| VA GREATER LOS ANGELES HEALTH CARE SYSTEM                        |              |          | 1        | 100%             | 1     |

# COVID-19: testing by laboratory

Data through Aug 27, 2020 verified as of Aug 28, 2020 at 09:25 AM

Data in this report are provisional and subject to change.

The numbers in the table below represent the number of Florida and non-Florida residents for whom test results were received by the Department of Health. A person can be tested by more than one laboratory and can have both positive and negative results. **Therefore, the sum of the numbers in each column will be larger than the total number of people tested.**

| Reporting lab  | Inconclusive | Negative | Positive | Percent positive | Total |
|--|--------------|----------|----------|------------------|-------|
| BRANDON OUTREACH CLINIC                              |              |          | 1        | 100%             | 1     |
| UW HOSPITAL AND CLINICS                              |              |          | 1        | 100%             | 1     |
| UT SOUTHWESTERN MEDICAL CENTER                       |              |          | 1        | 100%             | 1     |
| UTMB PATHOLOGY CLINICAL SERVICES LABORATORY          |              |          | 1        | 100%             | 1     |
| BRISTOL REGINAL MEDICAL CENTER                       |              |          | 1        | 100%             | 1     |
| CBC LAB  |              |          | 1        | 100%             | 1     |
| UNK  |              |          | 1        | 100%             | 1     |
| CATHOLIC HEALTH SYSTEM DEPT LABORATORY               |              | 1        |          |                  | 1     |
| CEDARS-SINAI MEDICAL CENTER                          |              |          | 1        | 100%             | 1     |
| UNIVERSITY OF MIAMI HEPATOLOGY DIAGNOSTIC LABORATORY |              |          | 1        | 100%             | 1     |
| CELEBRATION HOSPITAL                                 |              |          | 1        | 100%             | 1     |
| UNIVERSITY OF MISSOURI HEALTH CARE                   |              |          | 1        | 100%             | 1     |
| UPMC NORTHWEST HOSPITAL                              |              |          | 1        | 100%             | 1     |
| UPSON REGIONAL MEDICAL CENTER                        |              |          | 1        | 100%             | 1     |
| CARENOW URGENT CARE - LAKE MARY                      |              |          | 1        | 100%             | 1     |
| CAREWELL JW - WORCESTER LNC                          |              |          | 1        | 100%             | 1     |
| CAROMONT HEALTH                                      |              |          | 1        | 100%             | 1     |
| UNKNOWN - MI   |              |          | 1        | 100%             | 1     |
| CAROLINAS HEALTHCARE SYSTEM LAB                      |              |          | 1        | 100%             | 1     |
| BEAUMONT REFERENCE LABORATORY                        |              |          | 1        | 100%             | 1     |
| BEAUMONT HOSPITAL, GROSSE POINTE                     |              |          | 1        | 100%             | 1     |
| BEAUFORT MEMORIAL                                    |              |          | 1        | 100%             | 1     |
| BELLIN HEALTH LAB                                    |              |          | 1        | 100%             | 1     |
| VELOCITY CARE  |              |          | 1        | 100%             | 1     |
| BERKSHIRE MEDICAL CENTER                             |              |          | 1        | 100%             | 1     |
| VETERANS OUTPATIENT CLINIC                           |              |          | 1        | 100%             | 1     |
| VIRGINIA DEPT OF HEALTH OFFICE OF EPIDEMIOLOGY       |              |          | 1        | 100%             | 1     |
| BAYLOR ESOTERIC AND MOLECULAR LAB                    |              |          | 1        | 100%             | 1     |
| BAYLOR COLLEGE OF MEDICINE                           |              |          | 1        | 100%             | 1     |
| BAYONET POINT HOSPITAL LAB                           |              |          | 1        | 100%             | 1     |
| BAYSTATE MEDICAL CENTER                              |              |          | 1        | 100%             | 1     |
| BAYSHORE LABORATORY                                  |              |          | 1        | 100%             | 1     |
| Viracor Eurofins                                     |              |          | 1        | 100%             | 1     |
| BMC/JACSONVILLE                                      |              | 1        |          |                  | 1     |
| VA OUTPATIENT CLINIC                                 |              |          | 1        | 100%             | 1     |
| VAIL VALLEY MEDICAL CENTER                           |              |          | 1        | 100%             | 1     |
| VA OUT PATIENT CENTER                                |              |          | 1        | 100%             | 1     |
| VA HOSPITAL  |              |          | 1        | 100%             | 1     |
| VA HOSPITAL PATH & LAB                               |              |          | 1        | 100%             | 1     |
| BOSTON MEDICAL CENTER                                |              |          | 1        | 100%             | 1     |
| BIODORON LABORATORIES                                |              |          | 1        | 100%             | 1     |
| VAULT HEALTH   |              |          | 1        | 100%             | 1     |
| VAULT MEDICAL SERVICES                               |              |          | 1        | 100%             | 1     |
| BIOMERIEUX   |              |          | 1        | 100%             | 1     |
| VALLEY HOSPITAL MEDICAL CENTER                       |              | 1        |          |                  | 1     |
| BLUEWATER TOXICOLOGY                                 |              |          | 1        | 100%             | 1     |

# COVID-19: testing by laboratory

Data through Aug 27, 2020 verified as of Aug 28, 2020 at 09:25 AM

Data in this report are provisional and subject to change.

The numbers in the table below represent the number of Florida and non-Florida residents for whom test results were received by the Department of Health. A person can be tested by more than one laboratory and can have both positive and negative results. **Therefore, the sum of the numbers in each column will be larger than the total number of people tested.**

| Reporting lab  | Inconclusive | Negative | Positive | Percent positive | Total |
|--|--------------|----------|----------|------------------|-------|
| BLOOD SYSTEMS LABORATORIES                                       |              |          | 1        | 100%             | 1     |
| SYNERGENE LABORATORY   |              |          | 1        | 100%             | 1     |
| MEYER PEDIATRICS   |              |          | 1        | 100%             | 1     |
| MERITER LABORATORIES   |              |          | 1        | 100%             | 1     |
| MERCY HEALTH—MUSKEGON  |              | 1        |          |                  | 1     |
| MID FLORIDA CLINICAL LABORATORY                                  |              |          | 1        | 100%             | 1     |
| MIAMI BEACH URGENT CARE  |              |          | 1        | 100%             | 1     |
| MHS LAB  |              | 1        |          |                  | 1     |
| MERCY HEALTH LAB   |              |          | 1        | 100%             | 1     |
| QUEST DIAGNOSTICS-WEST HILLS                                     |              | 1        |          |                  | 1     |
| MEDSTAR HARBOR HOSPITAL  |              |          | 1        | 100%             | 1     |
| MEDONE URGENT CARE   |              |          | 1        | 100%             | 1     |
| MERCY – NORTH IOWA   |              |          | 1        | 100%             | 1     |
| MEMORIAL HEALTH UNIVERSITY MEDICAL CENTER                        |              |          | 1        | 100%             | 1     |
| MEDSTAR HEALTH URGENT CARE                                       |              |          | 1        | 100%             | 1     |
| MID FLORIDA COMMUNITY SERVICES                                   |              |          | 1        | 100%             | 1     |
| QUEST - HOUSTON LAB  |              |          | 1        | 100%             | 1     |
| MONROE COUNTY HEALTH DEPARTMENT                                  |              |          | 1        | 100%             | 1     |
| MOLECULAR PATHOLOGY LABORATORY                                   |              |          | 1        | 100%             | 1     |
| MORTON PLANT   |              |          | 1        | 100%             | 1     |
| MONTEFIORE NYACK HOSPITAL AFFILIATED LABORATORY                  |              | 1        |          |                  | 1     |
| MONTANA DEPARTMENT OF PUBLIC HEALTH & HUMAN SERVICES             |              |          | 1        | 100%             | 1     |
| MISSOURI DEPARTMENT OF HEALTH AND SENIOR SERVICES - STATE PH LAB |              | 1        |          |                  | 1     |
| MINUTE CLINIC DIAGNOSTIC OF VIRGINIA                             |              | 1        |          |                  | 1     |
| MILFORD REGIONAL HOSPITAL  |              |          | 1        | 100%             | 1     |
| QUEST DIAGNOSTICS INC  |              | 1        |          |                  | 1     |
| MINUTECLINIC DIAGNOSTICS MEDICAL GROUP                           |              | 1        |          |                  | 1     |
| MINUTECLINIC DIAGNOSTIC OF TEXAS, LLC #2580                      |              | 1        |          |                  | 1     |
| MINUTECLINIC DIAGNOSTIC OF TEXAS                                 |              | 1        |          |                  | 1     |
| MEDLABS DIAGNOSTICS  |              | 1        |          |                  | 1     |
| MARYLAND DEPARTMENT OF HEALTH AND MENTAL HYGIENE                 |              |          | 1        | 100%             | 1     |
| RIVERSIDE METHODIST HOSPITAL LAB                                 |              |          | 1        | 100%             | 1     |
| MARSHFIELD LABORATORIES  |              |          | 1        | 100%             | 1     |
| RENOWN REGIONAL MEDICAL CENTER                                   |              |          | 1        | 100%             | 1     |
| RHODE ISLAND DEPARTMENT OF HEALTH                                |              |          | 1        | 100%             | 1     |
| RIDGEWOOD DIAGNOSTIC LABORATORY                                  |              |          | 1        | 100%             | 1     |
| RIVIERA BEACH HEALTH CENTER LAB                                  |              |          | 1        | 100%             | 1     |
| MARCO ISLAND HOSPITAL INC D/B/A                                  |              |          | 1        | 100%             | 1     |
| MAGNOLIA PEDIATRICS  |              |          | 1        | 100%             | 1     |
| MAGNOLIA ADULT, LLC  |              |          | 1        | 100%             | 1     |
| ROBERT WOOD JOHNSON HOSPITAL                                     |              |          | 1        | 100%             | 1     |
| MARION COUNTY HEALTH DEPARTMENT                                  |              |          | 1        | 100%             | 1     |
| MARINA DEL REY HOSPITAL LAB                                      |              |          | 1        | 100%             | 1     |
| REMISE OCCUPATIONAL HEALTH SOLUTIONS INC                         |              |          | 1        | 100%             | 1     |
| MEDICAL CENTER AT OCEAN REEF                                     |              |          | 1        | 100%             | 1     |
| MEDICAL ARTS LABORATORY  |              |          | 1        | 100%             | 1     |

# COVID-19: testing by laboratory

Data through Aug 27, 2020 verified as of Aug 28, 2020 at 09:25 AM

Data in this report are provisional and subject to change.

The numbers in the table below represent the number of Florida and non-Florida residents for whom test results were received by the Department of Health. A person can be tested by more than one laboratory and can have both positive and negative results. **Therefore, the sum of the numbers in each column will be larger than the total number of people tested.**

| Reporting lab  | Inconclusive | Negative | Positive | Percent positive | Total |
|--|--------------|----------|----------|------------------|-------|
| MEDCOMP SCIENCES, LLC  |              |          | 1        | 100%             | 1     |
| MEDICAL CLINIC OF HOUSTON  |              |          | 1        | 100%             | 1     |
| MEDICAL CENTER ENTERPRISE  |              |          | 1        | 100%             | 1     |
| RAPID CITY RUGENT CARE   |              |          | 1        | 100%             | 1     |
| MDS PHARMA SERVICES  |              | 1        |          |                  | 1     |
| REFERENCE LABORATORY   |              |          | 1        | 100%             | 1     |
| MC DIAGNOSTIC OF CONNECTICUT PC #459                                 |              | 1        |          |                  | 1     |
| REGIONAL MEDICAL LABORATORY  |              |          | 1        | 100%             | 1     |
| MD NOW URGENT CARE CENTER INC.                                       |              |          | 1        | 100%             | 1     |
| MD 365 MEDICAL CARE PLLC   |              | 1        |          |                  | 1     |
| MCH PHYSICIANS GROUP   |              |          | 1        | 100%             | 1     |
| MPG JACKSONVILLE ATLANTIC BLVD                                       |              | 1        |          |                  | 1     |
| PENN MEDICINE PRINCETON MEDICAL CENTER                               |              | 1        |          |                  | 1     |
| PERDIDO URGENT CARE  |              |          | 1        | 100%             | 1     |
| NOT GIVEN  |              |          | 1        | 100%             | 1     |
| NOVANT HEALTH PRESBYTERIAN   |              |          | 1        | 100%             | 1     |
| PEDIATRIC HEALTHCARE ALLIANCE  |              |          | 1        | 100%             | 1     |
| PENINSULA REGIONAL MED CTR LAB                                       |              |          | 1        | 100%             | 1     |
| NORTON HEALTHCARE  |              |          | 1        | 100%             | 1     |
| NORTHWELL HEALTH   |              |          | 1        | 100%             | 1     |
| NORTHSIDE HOSPITAL DULUTH  |              |          | 1        | 100%             | 1     |
| NORTHERN WESTCHESTER HOSPITAL LABORATORY                             |              | 1        |          |                  | 1     |
| PHELPS HOSPITAL LABORATORY   |              | 1        |          |                  | 1     |
| NORTHWEST FLORIDA CLINICAL LAB                                       |              |          | 1        | 100%             | 1     |
| Northwell Lab  |              |          | 1        | 100%             | 1     |
| PEDIATRIC ASSOCIATES - JACKSONVILLE                                  |              |          | 1        | 100%             | 1     |
| PARROTT MEDICAL CLINIC   |              |          | 1        | 100%             | 1     |
| OSWEGO HOSPITAL LABORATORY   |              | 1        |          |                  | 1     |
| ORMC-ARDEN/EOI   |              |          | 1        | 100%             | 1     |
| PARADIGM LABORATORIES  |              |          | 1        | 100%             | 1     |
| PARKWAY REGIONAL MEDICAL CENTER LAB                                  |              |          | 1        | 100%             | 1     |
| PALM SPRINGS GENERAL HOSPITAL  |              |          | 1        | 100%             | 1     |
| PATHGROUP LABS, LLC  |              |          | 1        | 100%             | 1     |
| PATIENTS FIRST LAKE ELLA MEDICAL CENTER                              |              | 1        |          |                  | 1     |
| PEACHEALTH LABORATORIES  |              | 1        |          |                  | 1     |
| OHIO DEPARTMENT OF HEALTH  |              |          | 1        | 100%             | 1     |
| ORANGE COUNTY HEALTH DEPT  |              |          | 1        | 100%             | 1     |
| ONEIDA HEALTHCARE CENTER   |              | 1        |          |                  | 1     |
| OMNICARE PHARMACY OF TEXAS 1, LP                                     |              | 1        |          |                  | 1     |
| NORTH SHORE HEMATOLOGY-ONCOLOGY ASSOCIATES, PC                       |              | 1        |          |                  | 1     |
| PRISMA HEALTH TUOMEY LABORATORY                                      |              |          | 1        | 100%             | 1     |
| PROGENESIS INC   |              |          | 1        | 100%             | 1     |
| NEW YORK CITY DEPARTMENT OF HEALTH                                   |              |          | 1        | 100%             | 1     |
| NEW YORK STATE ELR - MONTEFIORE MEDICAL CENTER LABORATORIES - WEILER |              |          | 1        | 100%             | 1     |
| NEW YORK STATE ELR - MERCY MEDICAL CENTER                            |              | 1        |          |                  | 1     |
| PRIMEX CLINICAL LABORATORIES INC                                     |              |          | 1        | 100%             | 1     |

# COVID-19: testing by laboratory

Data through Aug 27, 2020 verified as of Aug 28, 2020 at 09:25 AM

Data in this report are provisional and subject to change.

The numbers in the table below represent the number of Florida and non-Florida residents for whom test results were received by the Department of Health. A person can be tested by more than one laboratory and can have both positive and negative results. **Therefore, the sum of the numbers in each column will be larger than the total number of people tested.**

| Reporting lab  | Inconclusive | Negative | Positive | Percent positive | Total |
|--|--------------|----------|----------|------------------|-------|
| NEW GEN LABS   |              |          | 1        | 100%             | 1     |
| NAVAL BRANCH MEDICAL CLINIC  |              |          | 1        | 100%             | 1     |
| MUNSON MEDICAL CENTER  |              |          | 1        | 100%             | 1     |
| Mt Sinai Aventura  |              |          | 1        | 100%             | 1     |
| PROPATH  |              |          | 1        | 100%             | 1     |
| PRORENATA LABS   |              |          | 1        | 100%             | 1     |
| NDX-CORE LAB   |              |          | 1        | 100%             | 1     |
| PRACTITIONERS IN MOTION  |              |          | 1        | 100%             | 1     |
| NORTH CAROLINA STATE LABORATORY OF PUBLIC HEALTH, SPECTRUM LAB NETWORK |              |          | 1        | 100%             | 1     |
| POINT OF CARE  |              |          | 1        | 100%             | 1     |
| NORTH BROWARD MEDICAL CENTER   |              |          | 1        | 100%             | 1     |
| NORTH RIVER FAMILY HEALTH CENTER                                       |              |          | 1        | 100%             | 1     |
| PINNACLE DIALYSIS  |              | 1        |          |                  | 1     |
| PLANT CITY PEDIATRICS  |              | 1        |          |                  | 1     |
| NORDX  |              |          | 1        | 100%             | 1     |
| POUDRE VALLEY HOSPITAL   |              |          | 1        | 100%             | 1     |
| NEW YORK STATE ELR - ST BARNABAS HOSPITAL                              |              | 1        |          |                  | 1     |
| PRACTICE MANAGEMENT OF AMERICA, INC.                                   |              |          | 1        | 100%             | 1     |
| POMONA VALLEY COMMUNITY HOSPITAL                                       |              |          | 1        | 100%             | 1     |
| PORT SAINT JOHN FAMILY PRACTICE  |              |          | 1        | 100%             | 1     |
| PORT ST LUCIE REHABILITATION AND HEALTHCARE                            |              |          | 1        | 100%             | 1     |
| LUCID DIAGNOSTICS LABS   |              |          | 1        | 100%             | 1     |
| HARLEM HOSPITAL CENTER   |              | 1        |          |                  | 1     |
| HARDIN MEMORIAL HOSPITAL - HEARTLAND PATHOLOGY CONSULTANTS             |              |          | 1        | 100%             | 1     |
| HANCOCK REGIONAL HOSPITAL  |              | 1        |          |                  | 1     |
| HARTFORD HOSPITAL ANCILLARY LAB  |              | 1        |          |                  | 1     |
| HARMONY CLINIC   |              |          | 1        | 100%             | 1     |
| ST LUKES HOSPITAL  |              |          | 1        | 100%             | 1     |
| GWINNETT MEDICAL CENTER  |              |          | 1        | 100%             | 1     |
| ST VINCENT'S ST CLAIR HOSPITAL LABORATORY                              |              | 1        |          |                  | 1     |
| GIFFORD MEMORIAL HOSPITAL  |              | 1        |          |                  | 1     |
| GEORGETOWN URGENT CARE   |              |          | 1        | 100%             | 1     |
| GSM OCED Subsection  |              |          | 1        | 100%             | 1     |
| GREENTREE MEDICAL CENTER   |              |          | 1        | 100%             | 1     |
| GRAND VIEW HOSPITAL  |              |          | 1        | 100%             | 1     |
| HAWAII DEPARTMENT OF HEALTH LAB  |              |          | 1        | 100%             | 1     |
| ILLINOIS DEPT OF PUBLIC HEALTH LABS                                    |              |          | 1        | 100%             | 1     |
| IGENEX INC   |              | 1        |          |                  | 1     |
| HYDE PARK MEDICAL CENTER   |              | 1        |          |                  | 1     |
| SPRING HILL REGIONAL HOSPITAL  |              |          | 1        | 100%             | 1     |
| SPRINGS MEDICAL LAB  |              |          | 1        | 100%             | 1     |
| INDIAN RIVER CLINICAL LABORATORY, INC.                                 |              | 1        |          |                  | 1     |
| HOUSTON HEALTH DEPARTMENT - BUREAU OF LABORATORY SERVICES              |              |          | 1        | 100%             | 1     |
| HIGHLANDS CLINICAL LABORATORY  |              |          | 1        | 100%             | 1     |
| HEALTH NETWORK LABORATORIES  |              | 1        |          |                  | 1     |
| HEALTH ALLIANCE  |              |          | 1        | 100%             | 1     |



# COVID-19: testing by laboratory

Data through Aug 27, 2020 verified as of Aug 28, 2020 at 09:25 AM

Data in this report are provisional and subject to change.

The numbers in the table below represent the number of Florida and non-Florida residents for whom test results were received by the Department of Health. A person can be tested by more than one laboratory and can have both positive and negative results. **Therefore, the sum of the numbers in each column will be larger than the total number of people tested.**

| Reporting lab                                     | Inconclusive | Negative | Positive | Percent positive | Total |
|---|--------------|----------|----------|------------------|-------|
| HORIZON MEDICAL CENTER                            |              |          | 1        | 100%             | 1     |
| ST FRANCIS  |              |          | 1        | 100%             | 1     |
| HOLY NAME MEDICAL CENTER                          |              | 1        |          |                  | 1     |
| GEORGE SAFRAN MD PC                               |              | 1        |          |                  | 1     |
| FLORIDA HOSPITAL APOPKA                           |              |          | 1        | 100%             | 1     |
| FLORIDA HOSPITAL ALTAMONTE                        |              |          | 1        | 100%             | 1     |
| FLORIDA DEPARTMENT OF HEALTH PALM BEACH COUNTY    |              |          | 1        | 100%             | 1     |
| STEWART ST ELIZABETH MEDICAL CENTER               |              |          | 1        | 100%             | 1     |
| FLORIDA HOSPITAL LAB                              |              |          | 1        | 100%             | 1     |
| SUMMIT LABORATORY                                 |              |          | 1        | 100%             | 1     |
| FLORIDA DEPARTMENT OF HEALTH IN MIAMI DADE COUNTY |              |          | 1        | 100%             | 1     |
| SUNY UPSTATE MEDICAL UNIVERSITY                   |              |          | 1        | 100%             | 1     |
| SV MOBILE HEALTH                                  |              |          | 1        | 100%             | 1     |
| FIRST CARE - MIDDLESBORO                          |              |          | 1        | 100%             | 1     |
| SUNRISE DIAGNOSTIC LABORATORY                     |              |          | 1        | 100%             | 1     |
| FIT4LIFE MEDICAL CENTER                           |              |          | 1        | 100%             | 1     |
| SUNY AT STONY BROOK                               |              |          | 1        | 100%             | 1     |
| FLORIDA HOSPITAL WINTER GARDEN                    |              |          | 1        | 100%             | 1     |
| ST. LUKE'S HOSPITAL - BETHLEHEM CAMPUS            |              | 1        |          |                  | 1     |
| ST. MARY MEDICAL CENTER                           |              | 1        |          |                  | 1     |
| ST. VINCENT HOSPITAL                              |              |          | 1        | 100%             | 1     |
| GENOVA DIAGNOSTICS LABORATORY                     |              |          | 1        | 100%             | 1     |
| GENETIC ASSAYS INC                                |              |          | 1        | 100%             | 1     |
| ST. LUCIE COUNTY HEALTH DEPARTMENT                |              | 1        |          |                  | 1     |
| ST.ELIZABETH HEALTH CENTER                        | 1            |          |          |                  | 1     |
| GALVESTON COUNTY HEALTH DISTRICT                  |              |          | 1        | 100%             | 1     |
| State Lab Unspecifd                               |              |          | 1        | 100%             | 1     |
| STEPHENS COUNTY HOSPITAL                          |              |          | 1        | 100%             | 1     |
| GAMMA HEALTHCARE, INC                             |              | 1        |          |                  | 1     |
| STANLY REGIONAL MEDICAL CENTER                    |              |          | 1        | 100%             | 1     |
| STARR COUNTY MEMORIAL HOSPITAL                    |              |          | 1        | 100%             | 1     |
| INNOVATIVE HEALTH DIAGNOSTIC OF CALIFORNIA        |              |          | 1        | 100%             | 1     |
| SCRIPPS CLINIC MEDICAL                            |              |          | 1        | 100%             | 1     |
| SEA LEVEL LABS                                    |              |          | 1        | 100%             | 1     |
| LabCorp L#09258090 M#09258105                     |              |          | 1        | 100%             | 1     |
| SCIENCE CARE                                      |              |          | 1        | 100%             | 1     |
| SCIENTIA DIAGNOSTICS                              |              |          | 1        | 100%             | 1     |
| LABCORP LAFAYETTE                                 |              | 1        |          |                  | 1     |
| LABCORP KANSAS CITY                               |              |          | 1        | 100%             | 1     |
| SHANDS AT LAKE SHORE LAB                          |              |          | 1        | 100%             | 1     |
| SHARON REGIONAL MEDICAL CENTER                    |              |          | 1        | 100%             | 1     |
| LABCORP - LADY LAKE                               |              |          | 1        | 100%             | 1     |
| LABCORP HOUSTON                                   |              |          | 1        | 100%             | 1     |
| SENTARA NORFOLK GENERAL HOSPITAL CENTRAL LAB      |              |          | 1        | 100%             | 1     |
| SHAMRA MEDICAL LABORATORY                         |              |          | 1        | 100%             | 1     |
| LABCORP-CRYSTAL RIVER                             |              |          | 1        | 100%             | 1     |

# COVID-19: testing by laboratory

Data through Aug 27, 2020 verified as of Aug 28, 2020 at 09:25 AM

Data in this report are provisional and subject to change.

The numbers in the table below represent the number of Florida and non-Florida residents for whom test results were received by the Department of Health. A person can be tested by more than one laboratory and can have both positive and negative results. **Therefore, the sum of the numbers in each column will be larger than the total number of people tested.**

| Reporting lab                                   | Inconclusive  | Negative         | Positive       | Percent positive | Total            |
|---|---------------|------------------|----------------|------------------|------------------|
| LIBERTY HEALTH CENTER                           |               |                  | 1              | 100%             | 1                |
| LEGACY ER & URGENT CARE - FRISCO WEST           |               |                  | 1              | 100%             | 1                |
| LEESBURG FAMILY MEDICINE                        |               | 1                |                |                  | 1                |
| LOYOLA UNIVERSITY MEDICAL CENTER LABORATORY     |               |                  | 1              | 100%             | 1                |
| SACRED HEART MEDICAL GROUP                      |               |                  | 1              | 100%             | 1                |
| Lourdes Hospital                                |               |                  | 1              | 100%             | 1                |
| SANTA MONICA CA-UCLA MC                         |               |                  | 1              | 100%             | 1                |
| LAKEVIEW REGIONAL HOSPITAL                      |               |                  | 1              | 100%             | 1                |
| LAHEY CLINIC MEDICAL CENTER                     |               |                  | 1              | 100%             | 1                |
| LABCORP-PORT ST.LUCIE                           |               | 1                |                |                  | 1                |
| LATE HOURS URGENT CARE                          |               |                  | 1              | 100%             | 1                |
| LARGO MEDICAL CENTER INDIAN ROCKS               |               |                  | 1              | 100%             | 1                |
| LAKEWOOD RANCH ER 24/7                          |               |                  | 1              | 100%             | 1                |
| LABCORP - JACKSONVILLE                          |               |                  | 1              | 100%             | 1                |
| IVAN, MAYA                                      |               |                  | 1              | 100%             | 1                |
| IU HEALTH PATHOLOGY                             |               |                  | 1              | 100%             | 1                |
| SOUTHEASTERN PEDIATRIC ASSOCIATES               |               |                  | 1              | 100%             | 1                |
| JOHN D. ARCHBOLD MEMORIAL HOSPITAL              |               |                  | 1              | 100%             | 1                |
| JEFFERSON COUNTY HEALTH DEPARTMENT-MONTICELLO   |               | 1                |                |                  | 1                |
| JACKSON MADISON CO. GEN. HOSPITAL               |               |                  | 1              | 100%             | 1                |
| SOUTHWEST FLORIDA DIVISION LAB                  |               |                  | 1              | 100%             | 1                |
| INSPIRIT SENIOR LIVING                          |               |                  | 1              | 100%             | 1                |
| SPECTOR SCIENTIFIC LAB                          |               |                  | 1              | 100%             | 1                |
| SPECTRUM LABORATORY                             |               |                  | 1              | 100%             | 1                |
| SOUTHWEST REGIONAL PCR LABORATORY               |               |                  | 1              | 100%             | 1                |
| ISLAND COAST PEDIATRICS                         |               | 1                |                |                  | 1                |
| INTERMOUNTAIN MEDICAL CENTER                    |               |                  | 1              | 100%             | 1                |
| SOUTH LAKE FAMILY HEALTH CENTER                 |               |                  | 1              | 100%             | 1                |
| SKY RIDGE MEDICAL CENTER - MICRO                |               |                  | 1              | 100%             | 1                |
| KETTERING MEDICAL CENTER                        |               |                  | 1              | 100%             | 1                |
| SMITH KLINE                                     |               |                  | 1              | 100%             | 1                |
| LABCORP - HOLLYWOOD                             |               |                  | 1              | 100%             | 1                |
| LABCORP - DAYTONA BEACH                         |               |                  | 1              | 100%             | 1                |
| SIGNATURE CARE MIDLAND                          |               |                  | 1              | 100%             | 1                |
| SMITH NORTHVIEW HOSPITAL LAB                    |               |                  | 1              | 100%             | 1                |
| KANA MEDICAL                                    |               |                  | 1              | 100%             | 1                |
| SONORA QUEST LABORATORIES                       |               |                  | 1              | 100%             | 1                |
| JS HEALTHCARE                                   |               |                  | 1              | 100%             | 1                |
| KENTUCKY CABINET FOR HEALTH AND FAMILY SERVICES |               |                  | 1              | 100%             | 1                |
| SOFTLAB   |               |                  | 1              | 100%             | 1                |
| KANSAS DEPARTMENT OF HEALTH                     |               |                  | 1              | 100%             | 1                |
| <b>Total</b>                                    | <b>35,327</b> | <b>5,390,000</b> | <b>790,677</b> | <b>13%</b>       | <b>6,216,004</b> |