

COVID-19: summary of persons monitored, persons tested, and cases

Data through Aug 22, 2020 verified as of Aug 23, 2020 at 09:25 AM

Data in this report are provisional and subject to change.

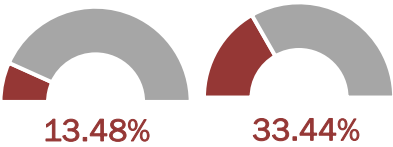
Monitored persons: people the Florida Department of Health was notified of for possible monitoring because they are a contact of a case, traveled from China, or were identified by the Centers for Disease Control and Prevention (CDC) as a part of a airline/ship contact investigation

Total reports	190,169
Total persons of high, medium, or unknown risk	186,508
High/medium/unknown risk still being monitored	12,697

Persons tested: includes PCR and antigen test results received by the Department of Health from the state public health laboratory (BPHL), as well as commercial and hospital laboratories

	Florida residents	Non-Florida residents
Total tested	4,416,603	18,814
Positive	594,287	6,284
Negative	3,815,554	12,508
Inconclusive	6,762	22
Awaiting testing	3,540	28

Percent positivity
(based on positive and negative results)



Cases: people with positive PCR or antigen test result

Total cases	600,571
Florida residents	594,287
Non-Florida residents	6,284

Type of testing	
Florida residents	594,287
Positive by BPHL/CDC	21,370
Positive by commercial/hospital lab	572,917
PCR positive	587,629
Antigen positive	6,658
Non-Florida residents	6,284
Positive by BPHL/CDC	219
Positive by commercial/hospital lab	6,065
PCR positive	6,037
Antigen positive	247

Characteristics	
Florida residents hospitalized	36,468
Florida resident deaths	10,325
Non-Florida resident deaths	137

Hospitalized counts include anyone who was hospitalized at some point during their illness. It does not reflect the number of people currently hospitalized.

More information on deaths identified through death certificate data is available on the National Center for Health Statistics website at www.cdc.gov/nchs/nvss/vsrr/COVID19/index.htm.

Risk factors for Florida residents	
Traveled	4,499
Contact with a known case	191,987
Traveled and contact with a known case	4,731
Neither	393,070
No travel and no contact	68,881
Travel is unknown	245,351
Contact is unknown	136,109
Contact is pending	172,422

Travel can be unknown and contact can be unknown or pending for the same case, these numbers will sum to more than the "neither" total.

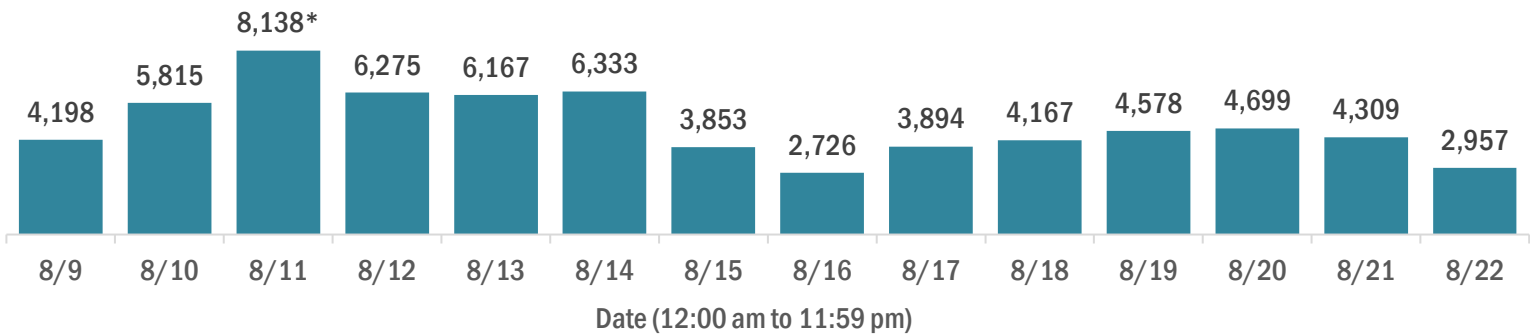
COVID-19: cases and laboratory testing over time

Data through Aug 22, 2020 verified as of Aug 23, 2020 at 09:25 AM

Data in this report are provisional and subject to change.

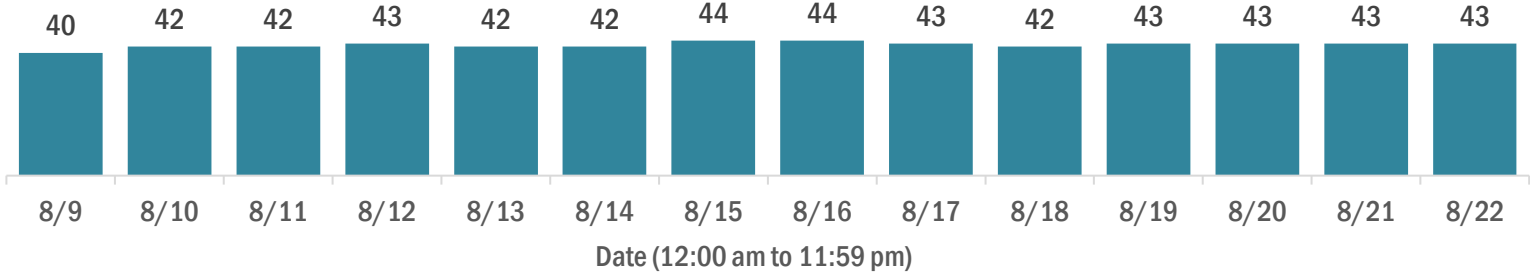
Cases in Florida residents per day for the past 2 weeks

Number of cases per day



* Includes a one-time historical data submission from a laboratory newly enrolled in the Department’s electronic laboratory reporting (ELR) process. The number of new cases on 8/11 excluding the historical data submission was 5,218.

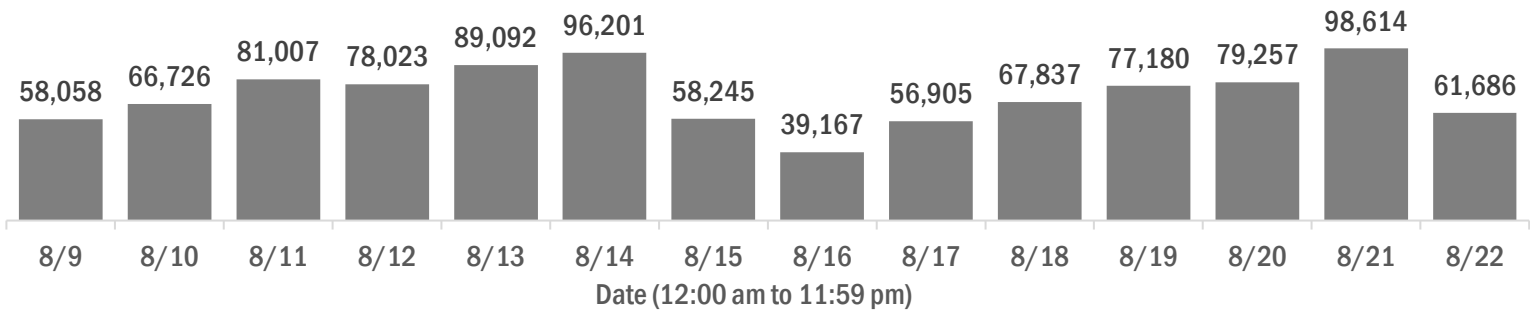
Median age of cases by day



Laboratory testing for Florida residents over the past 2 weeks

Number of Florida residents tested per day

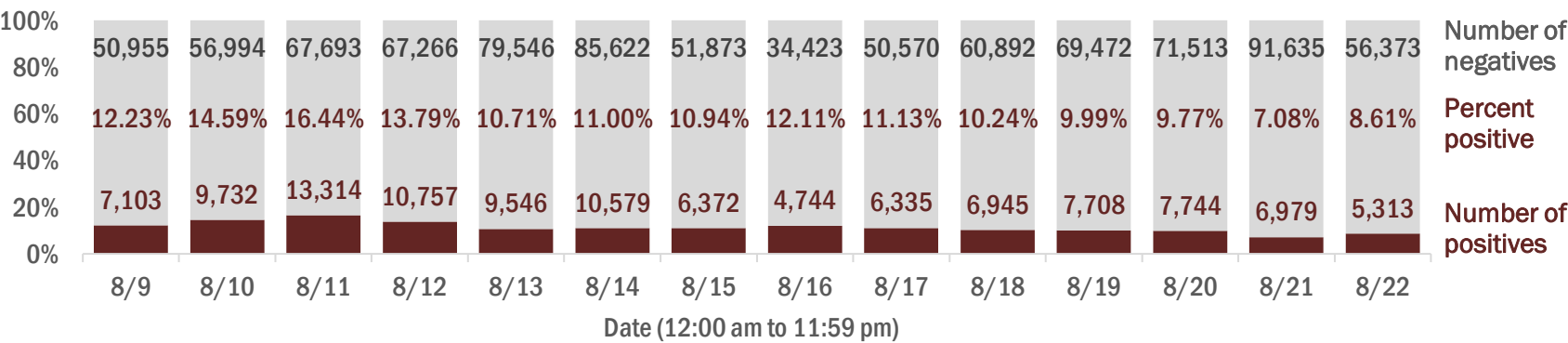
These counts include the number of people for whom the Department received PCR or antigen laboratory results by day. People tested on multiple days will be included for each day a new result was received. A person is only counted once for each day they are tested, regardless of whether multiple specimens are tested or multiple results are received.



Number and percent of Florida residents with positive test results

The percent of positive results ranged from 7.08% to 16.44% over the past 2 weeks and was 8.61% yesterday.

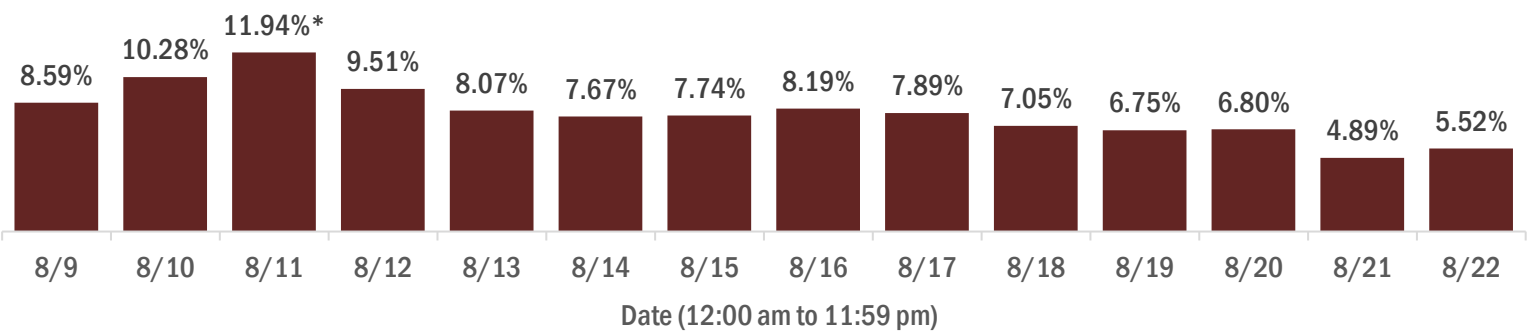
These counts include the number of people for whom the Department received PCR or antigen laboratory results by day. People tested on multiple days will be included for each day a new result was received. A person is only counted once for each day they are tested, regardless of whether multiple specimens are tested or multiple results are received. If a person has a positive specimen and a negative specimen in the same day, only the positive result is counted.



Percent positivity for new cases in Florida residents

The percent of positive results ranged from 4.89% to 11.94% over the past 2 weeks and was 5.52% yesterday.

This percent is the number of people who test PCR- or antigen-positive for the first time divided by all the people tested that day, excluding people who have previously tested positive.



* Includes a one-time historical data submission from a laboratory newly enrolled in the Department’s electronic laboratory reporting (ELR) process. The percent positivity on 8/11 excluding the historical data submission was 9.35%.

COVID-19: characteristics of 594,287 Florida resident cases

Data through Aug 22, 2020 verified as of Aug 23, 2020 at 09:25 AM

Data in this report are provisional and subject to change.

Age group	Cases		Hospitalizations		Deaths	
0-4 years	10,120	2%	233	1%	0	0%
5-14 years	24,290	4%	204	1%	4	0%
15-24 years	88,489	15%	930	3%	27	0%
25-34 years	112,639	19%	2,117	6%	69	1%
35-44 years	97,843	16%	3,199	9%	204	2%
45-54 years	95,410	16%	4,696	13%	435	4%
55-64 years	77,730	13%	6,501	18%	1,107	11%
65-74 years	45,035	8%	7,092	19%	2,161	21%
75-84 years	25,862	4%	6,608	18%	2,986	29%
85+ years	15,119	3%	4,883	13%	3,332	32%
Unknown	1,750	0%	5	0%	0	0%
Total	594,287		36,468		10,325	

Gender	Cases	
Female	303,377	51%
Male	286,686	48%
Unknown	4,224	1%
Total	594,287	

Ethnicity	Cases		Hospitalizations		Deaths	
Hispanic	168,086	28%	11,105	30%	2,543	25%
Non-Hispanic	220,192	37%	22,937	63%	6,739	65%
Unknown	206,009	35%	2,426	7%	1,043	10%
Total	594,287		36,468		10,325	

Race and ethnicity	Cases		Hospitalizations		Deaths	
White	247,447	42%	21,799	60%	6,888	67%
Hispanic	110,292	19%	7,840	21%	1,965	19%
Non-Hispanic	116,885	20%	13,090	36%	4,484	43%
Unknown	20,270	3%	869	2%	439	4%
Black	92,070	15%	8,845	24%	2,045	20%
Hispanic	4,266	1%	383	1%	66	1%
Non-Hispanic	78,084	13%	8,163	22%	1,882	18%
Unknown	9,720	2%	299	1%	97	1%
Other race	74,657	13%	4,386	12%	867	8%
Hispanic	38,050	6%	2,559	7%	429	4%
Non-Hispanic	21,787	4%	1,561	4%	337	3%
Unknown	14,820	2%	266	1%	101	1%
Unknown race	180,113	30%	1,438	4%	525	5%
Hispanic	15,478	3%	323	1%	83	1%
Non-Hispanic	3,436	1%	123	0%	36	0%
Unknown	161,199	27%	992	3%	406	4%
Total	594,287		36,468		10,325	

Hospitalization counts include anyone who was hospitalized at some point during their illness. It does not reflect the number of people currently hospitalized. **Other race** includes any person with a race of American Indian/Alaskan native, Asian, native Hawaiian/Pacific Islander, or other.

COVID-19: deaths in Florida residents and staff of long-term care facilities

Data through Aug 22, 2020 verified as of Aug 23, 2020 at 09:25 AM

Data in this report are provisional and subject to change.

For current cases in residents or staff of long-term care facilities, please visit: <https://floridahealthcovid19.gov/>

County	Deaths		County	Deaths		County	Deaths				
Dade	673	<div></div>	15%	Clay	41	<div></div>	1%	Calhoun	6	<div></div>	0%
Palm Beach	447	<div></div>	10%	Osceola	41	<div></div>	1%	Gilchrist	6	<div></div>	0%
Pinellas	415	<div></div>	10%	Indian River	38	<div></div>	1%	Okeechobee	5	<div></div>	0%
Broward	334	<div></div>	8%	Suwannee	37	<div></div>	1%	Jefferson	4	<div></div>	0%
Hillsborough	249	<div></div>	6%	Okaloosa	36	<div></div>	1%	Baker	3	<div></div>	0%
Lee	216	<div></div>	5%	Lake	35	<div></div>	1%	Nassau	3	<div></div>	0%
Polk	216	<div></div>	5%	Hernando	29	<div></div>	1%	Bradford	2	<div></div>	0%
Brevard	117	<div></div>	3%	St. Johns	23	<div></div>	1%	Hardee	2	<div></div>	0%
Manatee	117	<div></div>	3%	Hendry	19	<div></div>	0%	Holmes	2	<div></div>	0%
Seminole	112	<div></div>	3%	Bay	15	<div></div>	0%	Desoto	1	<div></div>	0%
Sarasota	109	<div></div>	3%	Alachua	14	<div></div>	0%	Flagler	1	<div></div>	0%
St. Lucie	107	<div></div>	2%	Citrus	14	<div></div>	0%	Lafayette	1	<div></div>	0%
Duval	100	<div></div>	2%	Walton	13	<div></div>	0%	Levy	1	<div></div>	0%
Volusia	97	<div></div>	2%	Highlands	12	<div></div>	0%	Monroe	1	<div></div>	0%
Escambia	84	<div></div>	2%	Putnam	12	<div></div>	0%	Taylor	1	<div></div>	0%
Orange	79	<div></div>	2%	Sumter	12	<div></div>	0%	Total	4,348		
Collier	77	<div></div>	2%	Washington	12	<div></div>	0%				
Pasco	77	<div></div>	2%	Leon	11	<div></div>	0%				
Martin	69	<div></div>	2%	Columbia	10	<div></div>	0%				
Marion	59	<div></div>	1%	Santa Rosa	9	<div></div>	0%				
Charlotte	55	<div></div>	1%	Gadsden	8	<div></div>	0%				
Jackson	52	<div></div>	1%	Madison	7	<div></div>	0%				

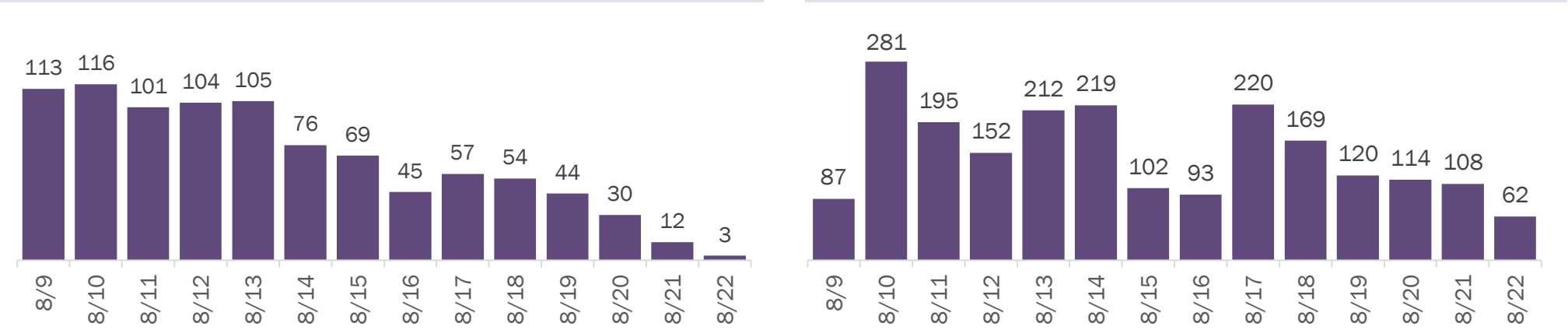
Note: cases are summarized by the county of usual residence. Residents and staff may be cases associated with facilities that are not in their county of usual residence, resulting in cases being included below for counties that do not have facilities with known cases.

COVID-19: cases in Florida residents who have died

Data through Aug 22, 2020 verified as of Aug 23, 2020 at 09:25 AM

Data in this report are provisional and subject to change.

Demographics for all identified COVID-19 deaths: 10,325				
Deaths by date of death		Deaths by date reported to the Department		



Median age: 79 years				
Age group	Deaths	Cases	Case fatality rate	Mortality rate per 100,000 population
0-4 years	0	10,120	0.0%	0.0
5-14 years	4	24,290	0.0%	0.2
15-24 years	27	88,489	0.0%	1.1
25-34 years	69	112,639	0.1%	2.4
35-44 years	204	97,843	0.2%	7.8
45-54 years	435	95,410	0.5%	15.6
55-64 years	1,107	77,730	1.4%	38.3
65-74 years	2,161	45,035	4.8%	89.0
75-84 years	2,986	25,862	11.5%	212.6
85+ years	3,332	15,119	22.0%	576.9
Unknown	0	1,750	0.0%	
Total	10,325	594,287	1.7%	47.8

Race	Deaths	Cases	Case fatality rate	Mortality rate per 100,000 population
White	6,888	247,447	2.8%	41.3
Black	2,045	92,070	2.2%	55.9
Other	867	74,657	1.2%	69.7
Unknown	525	180,113	0.3%	
Total	10,325	594,287	1.7%	47.8

Gender	Deaths	Cases	Case fatality rate	Mortality rate per 100,000 population
Female	4,612	303,377	1.5%	41.8
Male	5,701	286,686	2.0%	54.0
Unknown	12	4,224	0.3%	
Total	10,325	594,287	1.7%	47.8

Ethnicity	Deaths	Cases	Case fatality rate	Mortality rate per 100,000 population
Non-Hispanic	6,739	220,192	3.1%	42.3
Hispanic	2,543	168,086	1.5%	44.8
Unknown	1,043	206,009	0.5%	
Total	10,325	594,287	1.7%	47.8

Age group distribution for deaths reported since previous report, previous 2 weeks, and cumulatively					
52 deaths reported since previous report		2,134 deaths reported from Aug 9 - Aug 22		10,325 deaths reported cumulatively	
0-4 years	0	0-4 years	0	0-4 years	0
5-14 years	0	5-14 years	1	5-14 years	4
15-24 years	1	15-24 years	7	15-24 years	27
25-34 years	0	25-34 years	14	25-34 years	69
35-44 years	0	35-44 years	31	35-44 years	204
45-54 years	3	45-54 years	82	45-54 years	435
55-64 years	8	55-64 years	258	55-64 years	1,107
65-74 years	12	65-74 years	492	65-74 years	2,161
75-84 years	17	75-84 years	634	75-84 years	2,986
85+ years	11	85+ years	615	85+ years	3,332
Unknown	0	Unknown	0	Unknown	0

COVID-19: cases in Florida residents who have died

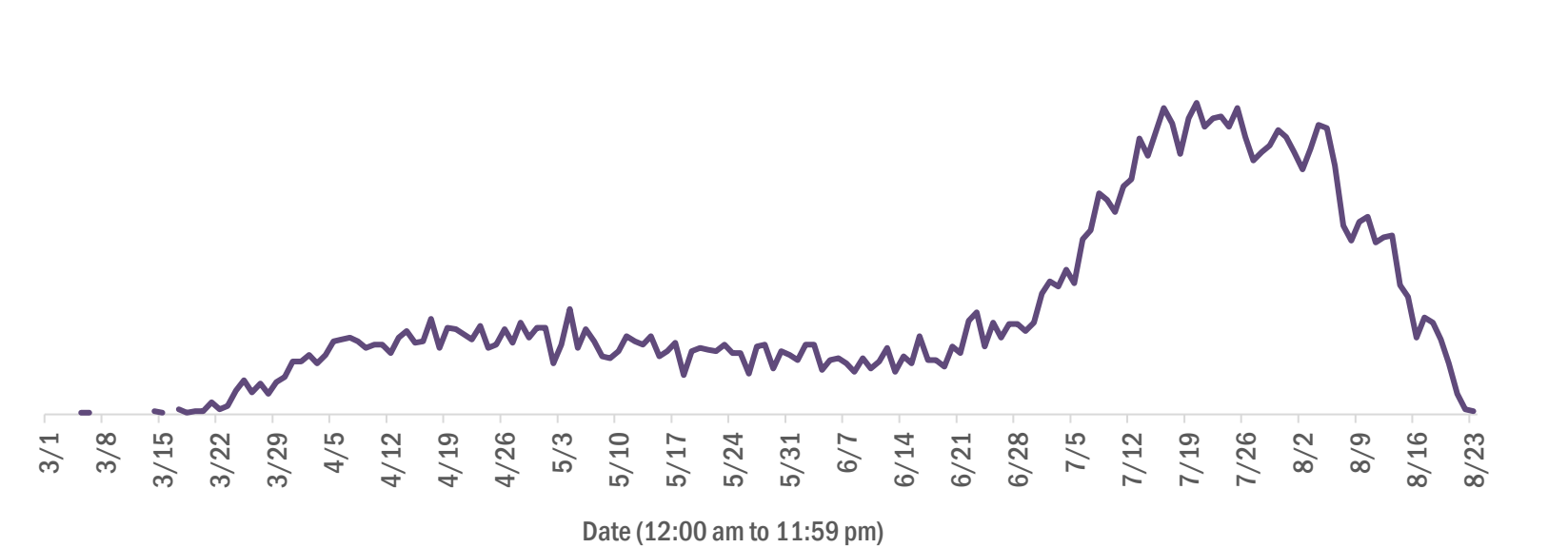
Data through Aug 22, 2020 verified as of Aug 23, 2020 at 09:25 AM

Data in this report are provisional and subject to change.

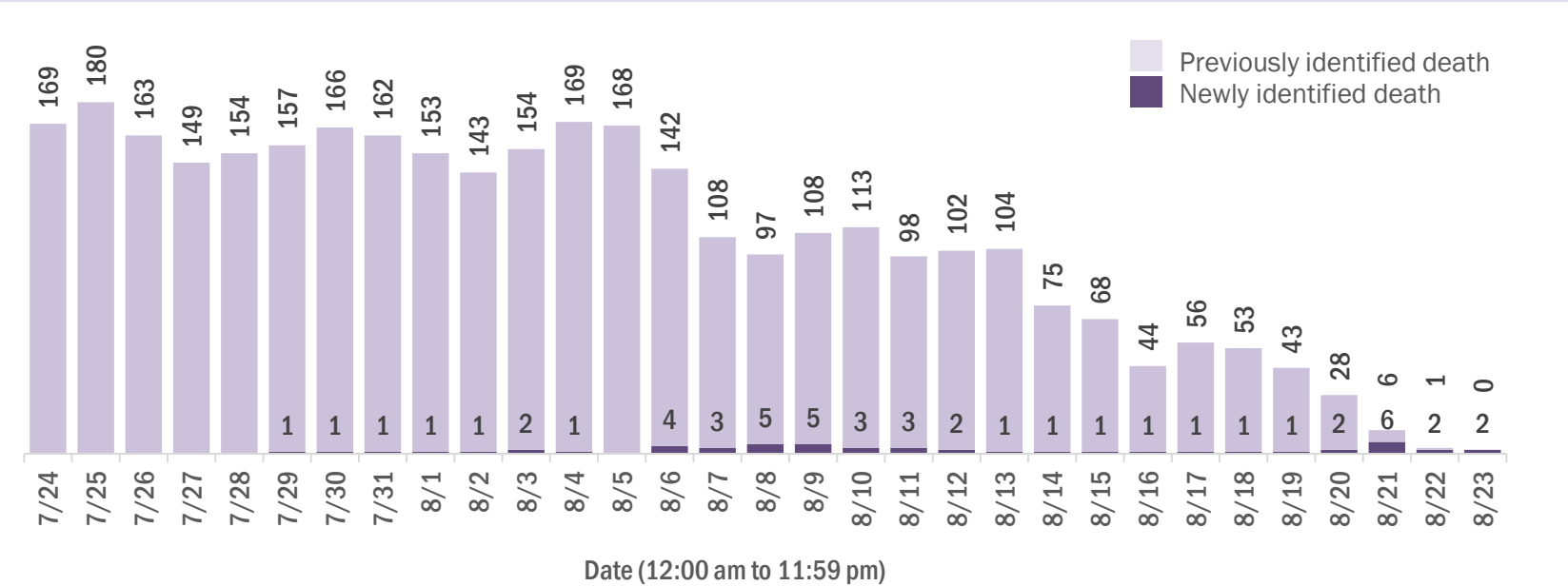
Deaths in Florida residents by date of death

10,325 deaths reported cumulatively, 52 deaths reported since previous report

March to present



Past 30 days



COVID-19: characteristics of 600,571 cases

Data through Aug 22, 2020 verified as of Aug 23, 2020 at 09:25 AM

Data in this report are provisional and subject to change.

Tables below include cases in Florida residents and non-Florida residents.

All 67 Florida counties have cases:

County	FL resident cases		Non-FL resident cases	Total cases	FL resident deaths	FL death rate
Dade	151,051	<div></div> 25%	935	151,986	2,243	1.5%
Broward	68,581	<div></div> 12%	555	69,136	1,113	1.6%
Palm Beach	40,186	<div></div> 7%	384	40,570	1,059	2.6%
Hillsborough	35,568	<div></div> 6%	153	35,721	520	1.5%
Orange	34,249	<div></div> 6%	413	34,662	361	1.1%
Duval	25,291	<div></div> 4%	267	25,558	235	0.9%
Pinellas	19,288	<div></div> 3%	143	19,431	599	3.1%
Lee	17,714	<div></div> 3%	295	18,009	402	2.3%
Polk	16,196	<div></div> 3%	55	16,251	404	2.5%
Collier	11,118	<div></div> 2%	127	11,245	163	1.5%
Escambia	9,829	<div></div> 2%	961	10,790	171	1.7%
Osceola	10,647	<div></div> 2%	85	10,732	127	1.2%
Manatee	10,061	<div></div> 2%	109	10,170	248	2.5%
Volusia	8,852	<div></div> 1%	62	8,914	177	2.0%
Marion	7,992	<div></div> 1%	15	8,007	141	1.8%
Pasco	7,708	<div></div> 1%	50	7,758	157	2.0%
Seminole	7,727	<div></div> 1%	29	7,756	162	2.1%
Sarasota	6,961	<div></div> 1%	60	7,021	180	2.6%
Brevard	6,891	<div></div> 1%	21	6,912	195	2.8%
St. Lucie	6,603	<div></div> 1%	25	6,628	214	3.2%
Lake	6,011	<div></div> 1%	35	6,046	93	1.5%
Leon	5,722	<div></div> 1%	129	5,851	29	0.5%
Bay	5,064	<div></div> 1%	80	5,144	71	1.4%
Alachua	4,889	<div></div> 1%	61	4,950	31	0.6%
Santa Rosa	4,404	<div></div> 1%	39	4,443	54	1.2%
St. Johns	4,097	<div></div> 1%	56	4,153	52	1.3%
Martin	4,055	<div></div> 1%	28	4,083	112	2.8%
Okaloosa	3,927	<div></div> 1%	28	3,955	71	1.8%
Clay	3,659	<div></div> 1%	13	3,672	70	1.9%
Columbia	3,200	<div></div> 1%	14	3,214	31	1.0%
Indian River	2,731	<div></div> 0%	16	2,747	79	2.9%
Charlotte	2,513	<div></div> 0%	6	2,519	107	4.3%
Hernando	2,424	<div></div> 0%	17	2,441	69	2.8%
Suwannee	2,339	<div></div> 0%	17	2,356	53	2.3%
Jackson	2,212	<div></div> 0%	17	2,229	65	2.9%

County	FL resident cases		Non-FL resident cases	Total cases	FL resident deaths	FL death rate
Gadsden	2,174	0%	8	2,182	29	1.3%
Citrus	1,964	0%	5	1,969	46	2.3%
Hendry	1,932	0%	2	1,934	39	2.0%
Highlands	1,729	0%	6	1,735	53	3.1%
Putnam	1,721	0%	2	1,723	35	2.0%
Sumter	1,708	0%	9	1,717	46	2.7%
Monroe	1,663	0%	30	1,693	14	0.8%
Walton	1,449	0%	129	1,578	20	1.4%
Nassau	1,406	0%	92	1,498	15	1.1%
Desoto	1,448	0%	3	1,451	21	1.5%
Flagler	1,235	0%	13	1,248	15	1.2%
Okeechobee	1,198	0%	4	1,202	13	1.1%
Lafayette	1,164	0%	0	1,164	4	0.3%
Taylor	1,151	0%	3	1,154	5	0.4%
Baker	1,117	0%	0	1,117	4	0.4%
Hardee	1,052	0%	7	1,059	8	0.8%
Washington	964	0%	11	975	14	1.5%
Levy	851	0%	4	855	5	0.6%
Wakulla	848	0%	6	854	5	0.6%
Unknown	241	0%	597	838	0	0.0%
Madison	816	0%	14	830	12	1.5%
Gulf	786	0%	10	796	8	1.0%
Hamilton	667	0%	5	672	4	0.6%
Dixie	658	0%	1	659	4	0.6%
Bradford	649	0%	0	649	4	0.6%
Holmes	576	0%	11	587	4	0.7%
Calhoun	537	0%	0	537	8	1.5%
Union	530	0%	0	530	5	0.9%
Franklin	507	0%	4	511	3	0.6%
Jefferson	483	0%	8	491	5	1.0%
Glades	444	0%	0	444	3	0.7%
Gilchrist	439	0%	0	439	9	2.1%
Liberty	420	0%	0	420	7	1.7%
Total	594,287		6,284	600,571	10,325	1.7%

COVID-19: characteristics of 594,287 Florida resident cases

Data through Aug 22, 2020 verified as of Aug 23, 2020 at 09:25 AM

Data in this report are provisional and subject to change.

The table below includes the cities and counties of residence for cases in Florida residents based on the patient's ZIP Code.

Note that city is not always received as part of the initial notification and may be missing while the case is being investigated.

City and county	Cases
Miami, Dade	89,948
Orlando, Orange	25,874
Jacksonville, Duval	23,609
Hialeah, Dade	21,697
Tampa, Hillsborough	21,378
Fort Lauderdale, Broward	15,212
Hollywood, Broward	13,105
Homestead, Dade	10,191
West Palm Beach, Palm Beach	10,057
Kissimmee, Osceola	8,577
Naples, Collier	8,154
Pompano Beach, Broward	8,018
Saint Petersburg, Pinellas	7,900
Pensacola, Escambia	7,886
Fort Myers, Lee	7,306
Bradenton, Manatee	6,876
Ocala, Marion	6,320
Lake Worth, Palm Beach	5,574
Tallahassee, Leon	5,557
Boca Raton, Palm Beach	5,528
Lakeland, Polk	5,157
Sarasota, Sarasota	5,040
Miramar, Broward	4,393
Cape Coral, Lee	4,161
Gainesville, Alachua	3,940
Port Saint Lucie, St. Lucie	3,879
Miami Gardens, Dade	3,840
Clearwater, Pinellas	3,834
Boynton Beach, Palm Beach	3,626
Lehigh Acres, Lee	3,597
Miami Beach, Dade	3,542
Panama City, Bay	3,291
Winter Haven, Polk	3,170
Coral Springs, Broward	3,066
Lake City, Columbia	3,042
Delray Beach, Palm Beach	2,766
Sunrise, Broward	2,511
Davie, Broward	2,491
Milton, Santa Rosa	2,433
Fort Pierce, St. Lucie	2,404
Opa Locka, Dade	2,347
Brandon, Hillsborough	2,341
Riverview, Hillsborough	2,281
Plant City, Hillsborough	2,261
Doral, Dade	2,238
Missing, Broward	2,236
Immokalee, Collier	2,219
Saint Augustine, St. Johns	2,198
Apopka, Orange	2,189
Largo, Pinellas	2,051
Melbourne, Brevard	2,040
North Miami Beach, Dade	2,002
Live Oak, Suwannee	1,990
Daytona Beach, Volusia	1,984
Stuart, Martin	1,946
Vero Beach, Indian River	1,935
Plantation, Broward	1,911
Tamarac, Broward	1,910
Sanford, Seminole	1,905

COVID-19: characteristics of 594,287 Florida resident cases

Data through Aug 22, 2020 verified as of Aug 23, 2020 at 09:25 AM

Data in this report are provisional and subject to change.

The table below includes the cities and counties of residence for cases in Florida residents based on the patient's ZIP Code.

Note that city is not always received as part of the initial notification and may be missing while the case is being investigated.

City and county	Cases
Deerfield Beach, Broward	1,896
Jupiter, Palm Beach	1,806
Saint Cloud, Osceola	1,762
Miami Lakes, Dade	1,754
New Port Richey, Pasco	1,725
Orange Park, Clay	1,710
Deltona, Volusia	1,642
Margate, Broward	1,558
Clermont, Lake	1,554
Coral Gables, Dade	1,537
Weston, Broward	1,532
Lake Worth Beach, Palm Beach	1,498
Palmetto, Manatee	1,498
Palm Bay, Brevard	1,465
Deland, Volusia	1,422
Fort Walton Beach, Okaloosa	1,404
North Lauderdale, Broward	1,370
Coconut Creek, Broward	1,346
Hallandale, Broward	1,310
Spring Hill, Hernando	1,304
Palm Beach Gardens, Palm Beach	1,295
Haines City, Polk	1,294
Missing, Dade	1,280
Port Charlotte, Charlotte	1,280
Altamonte Springs, Seminole	1,278
Arcadia, Desoto	1,275
Davenport, Polk	1,267
Winter Garden, Orange	1,264
Winter Park, Orange	1,230
Ocoee, Orange	1,217
Cutler Ridge, Dade	1,202
Oviedo, Seminole	1,186
Bonita Springs, Lee	1,172
Mayo, Lafayette	1,136
Okeechobee, Okeechobee	1,130
North Miami, Dade	1,118
Royal Palm Beach, Palm Beach	1,110
Quincy, Gadsden	1,102
Wellington, Palm Beach	1,083
Land O Lakes, Pasco	1,082
Palm Harbor, Pinellas	1,078
Wesley Chapel, Pasco	1,076
Oakland Park, Broward	1,062
Perry, Taylor	1,058
Ruskin, Hillsborough	1,021
Clewiston, Hendry	1,011
Pinellas Park, Pinellas	1,002
Valrico, Hillsborough	972
Punta Gorda, Charlotte	959
Lutz, Hillsborough	953
Indiantown, Martin	937
Palm Coast, Flagler	935
Pembroke Pines, Broward	929
Leesburg, Lake	926
Longwood, Seminole	920
Seminole, Pinellas	903
Belle Glade, Palm Beach	903
Century, Escambia	899
Missing, Palm Beach	880

COVID-19: characteristics of 594,287 Florida resident cases

Data through Aug 22, 2020 verified as of Aug 23, 2020 at 09:25 AM

Data in this report are provisional and subject to change.

The table below includes the cities and counties of residence for cases in Florida residents based on the patient's ZIP Code.

Note that city is not always received as part of the initial notification and may be missing while the case is being investigated.

City and county	Cases
Florida City, Dade	848
Wimauma, Hillsborough	847
North Port, Sarasota	840
Brooksville, Hernando	827
Palatka, Putnam	825
Crestview, Okaloosa	809
Middleburg, Clay	800
Casselberry, Seminole	795
Ormond Beach, Volusia	791
Lynn Haven, Bay	784
Key West, Monroe	772
Windermere, Orange	772
Bartow, Polk	772
Cocoa, Brevard	755
Chipley, Washington	752
Cantonment, Escambia	748
Kissimmee, Polk	745
Graceville, Jackson	739
Jacksonville Beach, Duval	736
Sebring, Highlands	736
Carol City, Dade	734
Auburndale, Polk	733
Crawfordville, Wakulla	697
Lake Mary, Seminole	683
North Fort Myers, Lee	678
Dade City, Pasco	674
Tavares, Lake	673
Zephyrhills, Pasco	666
Hudson, Pasco	651
Aventura, Dade	649
Panama City Beach, Bay	646
Crossings, Dade	646
Gulf Breeze, Santa Rosa	644
Port Orange, Volusia	633
Lake Wales, Polk	631
Sanderson, Baker	629
Port Richey, Pasco	620
Labelle, Hendry	618
Loxahatchee, Palm Beach	607
Venice, Sarasota	591
Tarpon Springs, Pinellas	589
Marianna, Jackson	585
Riviera Beach, Palm Beach	574
Winter Springs, Seminole	570
Mulberry, Polk	561
Seffner, Hillsborough	560
Cooper City, Broward	546
Navarre, Santa Rosa	545
Maitland, Orange	543
Sarasota, Manatee	542
Avon Park, Highlands	533
Saint Johns, St. Johns	529
Orange City, Volusia	529
Fernandina Beach, Nassau	527
Destin, Okaloosa	524
South Bay, Palm Beach	523
Holiday, Pasco	512
Merritt Island, Brevard	510
Ponte Vedra Beach, St. Johns	509

COVID-19: characteristics of 594,287 Florida resident cases

Data through Aug 22, 2020 verified as of Aug 23, 2020 at 09:25 AM

Data in this report are provisional and subject to change.

The table below includes the cities and counties of residence for cases in Florida residents based on the patient's ZIP Code.

Note that city is not always received as part of the initial notification and may be missing while the case is being investigated.

City and county	Cases
Eustis, Lake	507
Starke, Bradford	503
Defuniak Springs, Walton	498
Santa Rosa Beach, Walton	494
Everglades National Park, Dade	487
Madison, Madison	484
Green Cove Springs, Clay	483
Missing, Collier	480
Wauchula, Hardee	478
The Villages, Sumter	478
Dunedin, Pinellas	474
Titusville, Brevard	469
Inverness, Citrus	468
Dania, Broward	463
Niceville, Okaloosa	457
Dover, Hillsborough	455
Wewahitchka, Gulf	451
Parrish, Manatee	450
Jasper, Hamilton	447
Mount Dora, Lake	442
Key Biscayne, Dade	440
Gibsonton, Hillsborough	438
Havana, Gadsden	435
New Smyrna Beach, Volusia	435
Fleming Island, Clay	435
Bonifay, Holmes	434
Groveland, Lake	430
Pahokee, Palm Beach	428
Monticello, Jefferson	428
Rockledge, Brevard	425
Estero, Lee	423
Palm City, Martin	422
Lantana, Palm Beach	422
Moore Haven, Glades	412
Lake Butler, Union	408
Parkland, Broward	407
Missing, Hillsborough	407
Coconut Grove, Dade	404
South Miami, Dade	398
Cross City, Dixie	396
Odessa, Hillsborough	394
El Portal, Dade	392
Missing, Duval	384
Fellsmere, Indian River	383
Biscayne Park, Dade	380
Pinecrest, Dade	374
Lauderdale Lakes, Broward	369
Crescent City, Putnam	369
Blountstown, Calhoun	356
Carrabelle, Franklin	354
Missing, Orange	349
Atlantic Beach, Duval	346
Bristol, Liberty	344
Sun City Center, Hillsborough	340
Pace, Santa Rosa	340
Hobe Sound, Martin	339
Debary, Volusia	338
Polk City, Polk	336
Oldsmar, Pinellas	336

COVID-19: characteristics of 594,287 Florida resident cases

Data through Aug 22, 2020 verified as of Aug 23, 2020 at 09:25 AM

Data in this report are provisional and subject to change.

The table below includes the cities and counties of residence for cases in Florida residents based on the patient's ZIP Code.

Note that city is not always received as part of the initial notification and may be missing while the case is being investigated.

City and county	Cases
Palm Springs, Palm Beach	332
Lauderhill, Broward	332
Lithia, Hillsborough	328
Wildwood, Sumter	326
North Palm Beach, Palm Beach	320
Alachua, Alachua	316
Missing, Pasco	316
Coral, Dade	315
Summerfield, Marion	315
South Miami Heights, Dade	310
Frostproof, Polk	306
Apollo Beach, Hillsborough	306
Missing, Santa Rosa	305
Missing, St. Lucie	303
Missing, Polk	303
Macclenny, Baker	299
Bellevue, Marion	291
Missing, St. Johns	288
Yulee, Nassau	288
Williston, Levy	286
Crystal River, Citrus	283
Ellenton, Manatee	282
Uleta, Dade	281
Chattahoochee, Gadsden	273
Lake Placid, Highlands	271
Wilton Manors, Broward	271
Sebastian, Indian River	269
Safety Harbor, Pinellas	265
Bushnell, Sumter	262
Trenton, Gilchrist	261
Missing, Hendry	261
Fort Meade, Polk	260
Ponte Vedra, St. Johns	259
Bowling Green, Hardee	258
Dunnellon, Marion	256
Homosassa, Citrus	249
Callahan, Nassau	245
Sneads, Jackson	237
Port Saint Joe, Gulf	236
Key Largo, Monroe	230
Lady Lake, Lake	230
Jensen Beach, Martin	229
Chiefland, Levy	228
Missing, Citrus	224
Malone, Jackson	222
Kendall, Dade	221
Old Town, Dixie	220
Coleman, Sumter	219
Newberry, Alachua	219
Mary Esther, Okaloosa	210
Palmetto Bay, Dade	205
Edgewater, Volusia	203
Missing, Marion	201
Missing, Volusia	199
Mascotte, Lake	195
Shalimar, Okaloosa	194
Missing, Hernando	192
Southwest Ranches, Broward	191
Missing, Hardee	189

COVID-19: characteristics of 594,287 Florida resident cases

Data through Aug 22, 2020 verified as of Aug 23, 2020 at 09:25 AM

Data in this report are provisional and subject to change.

The table below includes the cities and counties of residence for cases in Florida residents based on the patient's ZIP Code.

Note that city is not always received as part of the initial notification and may be missing while the case is being investigated.

City and county	Cases
Hilliard, Nassau	186
Missing, Osceola	186
Lake Alfred, Polk	185
Freeport, Walton	185
Missing, Madison	184
Thonotosassa, Hillsborough	182
Lecanto, Citrus	182
Missing, Brevard	180
Beverly Hills, Citrus	176
Missing, Highlands	172
Olympia Heights, Dade	171
Marathon, Monroe	171
Minneola, Lake	171
Jacksonville, St. Johns	169
Bronson, Levy	167
Sweetwater, Dade	166
Missing, Monroe	160
Marco Island, Collier	158
Spring Hill, Pasco	158
West Melbourne, Brevard	157
Satellite Beach, Brevard	155
Citra, Marion	155
Missing, Seminole	154
Myakka City, Manatee	153
Pierson, Volusia	151
Neptune Beach, Duval	151
Cocoa Beach, Brevard	150
Fisher Island, Dade	148
Missing, Sarasota	148
Missing, Desoto	148
Nokomis, Sarasota	147
Missing, Martin	146
Midway, Gadsden	145
Sorrento, Lake	144
Fort White, Columbia	144
Clearwater Beach, Pinellas	142
Lake Park, Palm Beach	140
Jennings, Hamilton	137
Dunnellon, Citrus	136
Gulfport, Pinellas	131
Missing, Indian River	131
Englewood, Charlotte	131
Missing, Pinellas	131
Medley, Dade	129
De Leon Springs, Volusia	127
Bell, Gilchrist	127
Miramar Beach, Walton	125
Fruitland Park, Lake	125
Tavernier, Monroe	125
Umatilla, Lake	124
High Springs, Alachua	123
Holly Hill, Volusia	122
Missing, Unknown	122
Molino, Escambia	121
Keystone Heights, Clay	121
Missing, Nassau	120
Jay, Santa Rosa	119
Oakland, Orange	119
Glen Saint Mary, Baker	117

COVID-19: characteristics of 594,287 Florida resident cases

Data through Aug 22, 2020 verified as of Aug 23, 2020 at 09:25 AM

Data in this report are provisional and subject to change.

The table below includes the cities and counties of residence for cases in Florida residents based on the patient's ZIP Code.

Note that city is not always received as part of the initial notification and may be missing while the case is being investigated.

City and county	Cases
Indialantic, Brevard	116
Golden Beach, Dade	116
Hernando, Citrus	116
Bunnell, Flagler	115
Kenneth City, Pinellas	113
Palm Beach, Palm Beach	113
Belle Isle, Orange	112
Alva, Lee	111
Zolfo Springs, Hardee	110
Cottondale, Jackson	108
Branford, Suwannee	106
Silver Springs, Marion	106
Gretna, Gadsden	106
Oxford, Sumter	105
East Palatka, Putnam	104
Missing, Okaloosa	103
Englewood, Sarasota	103
Trinity, Pasco	99
Missing, Clay	99
Youngstown, Bay	97
Missing, Lake	97
Missing, Gulf	96
Missing, Wakulla	94
Montverde, Lake	93
Tequesta, Palm Beach	92
Missing, Flagler	91
Eagle Lake, Polk	91
Flagler Beach, Flagler	91
Missing, Jackson	90
South Daytona, Volusia	89
Gotha, Orange	87
Hawthorne, Alachua	87
Weeki Wachee, Hernando	87
Missing, Leon	87
Ocklawaha, Marion	85
Haverhill, Palm Beach	85
Archer, Alachua	85
Greenwood, Jackson	84
Altha, Calhoun	83
Dundee, Polk	82
Missing, Gadsden	82
Interlachen, Putnam	82
Rotunda West, Charlotte	82
Chuluota, Seminole	80
Cape Canaveral, Brevard	80
South Pasadena, Pinellas	80
Missing, Levy	80
Missing, Washington	80
Baker, Okaloosa	79
White Springs, Hamilton	79
Mims, Brevard	78
Fort Myers Beach, Lee	78
O Brien, Suwannee	78
Raiford, Union	76
Geneva, Seminole	76
Webster, Sumter	75
Osprey, Sarasota	75
Lake Panasoffkee, Sumter	74
Zellwood, Orange	74

COVID-19: characteristics of 594,287 Florida resident cases

Data through Aug 22, 2020 verified as of Aug 23, 2020 at 09:25 AM

Data in this report are provisional and subject to change.

The table below includes the cities and counties of residence for cases in Florida residents based on the patient's ZIP Code. Note that city is not always received as part of the initial notification and may be missing while the case is being investigated.

City and county	Cases
Apalachicola, Franklin	74
Satsuma, Putnam	74
Pomona Park, Putnam	73
Vernon, Washington	73
Floral City, Citrus	73
Southport, Bay	73
Missing, Manatee	72
Hastings, St. Johns	71
Missing, Baker	71
Edgewood, Orange	70
Reddick, Marion	70
Greenville, Madison	70
Melbourne Beach, Brevard	68
Ave Maria, Collier	68
Avon Park, Polk	66
Missing, Escambia	66
Missing, Okeechobee	65
Lawtey, Bradford	64
West Miami, Dade	63
Bay Harbor Islands, Dade	62
Mcdavid, Escambia	62
Grand Island, Lake	62
Missing, Calhoun	61
Missing, Sumter	60
Indian Rocks Beach, Pinellas	60
Lee, Madison	59
Missing, Walton	59
Fountain, Bay	58
Indian Harbour Beach, Brevard	57
Melrose, Putnam	56
San Antonio, Pasco	55
Grand Ridge, Jackson	55
Islamorada, Monroe	54
Mangonia Park, Palm Beach	54
Hiawassee, Orange	53
Mcalpin, Suwannee	53
Wellborn, Suwannee	53
Surfside, Dade	51
Eastpoint, Franklin	51
Lakewood Ranch, Manatee	51
Elkton, St. Johns	51
Seville, Volusia	50
Morriston, Levy	50
Missing, Holmes	50
Stock Island, Monroe	49
Greenacres, Palm Beach	49
Bal Harbour, Dade	49
Alford, Jackson	49
Atlantis, Palm Beach	48
Viera, Brevard	48
Astatula, Lake	47
Weirsdale, Marion	47
Missing, Gilchrist	47
Center Hill, Sumter	46
Anthony, Marion	46
Azalea Park, Orange	46
Missing, Taylor	46
Florida State University, Leon	45
Westville, Holmes	45

COVID-19: characteristics of 594,287 Florida resident cases

Data through Aug 22, 2020 verified as of Aug 23, 2020 at 09:25 AM

Data in this report are provisional and subject to change.

The table below includes the cities and counties of residence for cases in Florida residents based on the patient's ZIP Code. Note that city is not always received as part of the initial notification and may be missing while the case is being investigated.

City and county	Cases
Poinciana, Polk	44
Citrus Springs, Citrus	44
Lake Hamilton, Polk	43
Caryville, Washington	43
Bokeelia, Lee	43
Missing, Suwannee	43
Ponce De Leon, Holmes	43
Missing, Bradford	42
Sanibel, Lee	41
Valparaiso, Okaloosa	41
Micanopy, Alachua	41
Missing, Bay	40
Celebration, Osceola	40
Babson Park, Polk	40
Christmas, Orange	39
Howey-In-The-Hills, Lake	38
Laurel Hill, Okaloosa	38
Bryceville, Nassau	37
Inlet Beach, Walton	37
Lake Helen, Volusia	37
Steinhatchee, Taylor	37
Missing, Liberty	36
Missing, Jefferson	36
Malabar, Brevard	36
Hosford, Liberty	36
Juno Beach, Palm Beach	36
Summerland Key, Monroe	35
Welaka, Putnam	35
Princeton, Dade	35
Cloud Lake, Palm Beach	35
Hallandale Beach, Broward	35
Lauderdale By The Sea, Broward	34
Fern Park, Seminole	34
Belleair, Pinellas	34
Cutler Bay, Dade	34
Osteen, Volusia	33
Lady Lake, Sumter	32
San Mateo, Putnam	32
Fort Mccoy, Marion	32
Canal Point, Palm Beach	32
Eglin Air Force Base, Okaloosa	32
Big Pine Key, Monroe	32
Sumterville, Sumter	31
Madeira Beach, Pinellas	31
Singer Island, Palm Beach	31
Greensboro, Gadsden	30
Hypoluxo, Palm Beach	29
Missing, Dixie	29
Destin, Walton	28
Yalaha, Lake	28
Holt, Okaloosa	28
Felda, Hendry	28
Lockhart, Orange	28
Bay Lake, Orange	28
Bradenton Beach, Manatee	27
Saint James City, Lee	27
The Villages, Lake	26
Centerville, Leon	26
Naranja, Dade	26

COVID-19: characteristics of 594,287 Florida resident cases

Data through Aug 22, 2020 verified as of Aug 23, 2020 at 09:25 AM

Data in this report are provisional and subject to change.

The table below includes the cities and counties of residence for cases in Florida residents based on the patient's ZIP Code. Note that city is not always received as part of the initial notification and may be missing while the case is being investigated.

City and county	Cases
Missing, Charlotte	26
Panacea, Wakulla	25
Patrick Air Force Base, Brevard	25
Paisley, Lake	25
Astor, Lake	25
Oak Hill, Volusia	24
Brooker, Bradford	24
Flemington, Marion	24
Belleair Beach, Pinellas	24
Ochopee, Collier	24
Sopchoppy, Wakulla	23
Clarksville, Calhoun	23
Jupiter, Martin	23
Air Mail Facility, Dade	23
Missing, Union	23
Grant-Valkaria, Brevard	23
Missing, Franklin	23
Altoona, Lake	23
Sunny Isles Beach, Dade	23
Odessa, Pasco	23
Campbellton, Jackson	22
Florida Dept Of Corrections, Union	22
Unknown, Orange	22
Ponce Inlet, Volusia	21
Longboat Key, Manatee	21
Kindred, Osceola	21
Waldo, Alachua	20
Eatonville, Orange	20
Missing, Lafayette	20
Fruit Cove, St. Johns	20
Florahome, Putnam	19
Lamont, Jefferson	19
Pinetta, Madison	19
Baldwin, Duval	19
Bascom, Jackson	19
Village Of Wellington, Palm Beach	19
Crystal Beach, Pinellas	19
Inglis, Levy	19
Temple Terrace, Hillsborough	19
Callaway, Bay	19
Placida, Charlotte	19
Holmes Beach, Manatee	18
Missing, Lee	18
Georgetown, Putnam	18
Hialeah Gardens, Dade	18
Dinsmore, Duval	18
Miami Springs, Dade	18
West Panama City Beach, Bay	18
Alafaya, Orange	18
Kissimmee, Orange	18
Highland Beach, Palm Beach	17
Tierra Verde, Pinellas	17
Waverly, Polk	17
Tice, Lee	17
Ona, Hardee	17
Okahumpka, Lake	16
Palm Beach Shores, Palm Beach	16
Manalapan, Palm Beach	16
North Bay Village, Dade	15

COVID-19: characteristics of 594,287 Florida resident cases

Data through Aug 22, 2020 verified as of Aug 23, 2020 at 09:25 AM

Data in this report are provisional and subject to change.

The table below includes the cities and counties of residence for cases in Florida residents based on the patient's ZIP Code. Note that city is not always received as part of the initial notification and may be missing while the case is being investigated.

City and county	Cases
Matlacha, Lee	15
Walnut Hill, Escambia	15
Hollister, Putnam	14
Fort Denaud, Hendry	14
Terra Ceia, Manatee	14
Carrollwood, Hillsborough	14
Winter Park, Seminole	14
Miami Shores, Dade	14
Bay Pines, Pinellas	13
Hampton, Bradford	13
Lighthouse Point, Broward	13
Barefoot Bay, Brevard	13
Santa Fe, Alachua	13
Eaton Park, Polk	13
Balm, Hillsborough	13
Village Of Palmetto Bay, Dade	13
West Park, Broward	13
Dania Beach, Broward	13
Nocatee, Desoto	12
Harmony, Osceola	12
Missing, Alachua	12
Missing, Glades	12
Palm Shores, Brevard	12
Intercession City, Osceola	12
Miami, Unknown	12
Saint Pete Beach, Pinellas	12
Sydney, Hillsborough	12
Sebastian, Brevard	11
Tyndall Air Force Base, Bay	11
Mexico Beach, Bay	11
Bellview, Escambia	11
Unknown, Dade	11
North Redington Beach, Pinellas	11
Kinard, Calhoun	11
Tioga, Alachua	11
Sun City, Hillsborough	11
Ocean Ridge, Palm Beach	11
Goulds, Dade	11
Lake Suzy, Desoto	10
Missing, Putnam	10
Heathrow, Seminole	10
Bayonet Point, Pasco	10
Treasure Island, Pinellas	10
Orange Lake, Marion	10
Palmdale, Glades	10
Labelle, Glades	10
Pensacola Beach, Santa Rosa	9
Kathleen, Polk	9
Bagdad, Santa Rosa	9
La Crosse, Alachua	9
Homosassa Springs, Citrus	9
Key Colony Beach, Monroe	9
Lorida, Highlands	9
University Of Miami, Dade	9
Highland City, Polk	9
Dowling Park, Suwannee	9
Cedar Key, Levy	8
Lacoochee, Pasco	8
Enterprise, Volusia	8

COVID-19: characteristics of 594,287 Florida resident cases

Data through Aug 22, 2020 verified as of Aug 23, 2020 at 09:25 AM

Data in this report are provisional and subject to change.

The table below includes the cities and counties of residence for cases in Florida residents based on the patient's ZIP Code.

Note that city is not always received as part of the initial notification and may be missing while the case is being investigated.

City and county	Cases
Hernando Beach, Hernando	8
Wabasso, Indian River	8
Branford, Lafayette	8
Bradley, Polk	8
Lutz, Pasco	8
Paxton, Walton	8
Reunion, Osceola	8
Plymouth, Orange	7
North Venice, Sarasota	7
Tangerine, Orange	7
Aloma, Orange	7
Gonzalez, Escambia	7
Lehigh, Lee	7
Eloise, Polk	7
Buena Ventura Lakes, Osceola	7
Kenansville, Osceola	7
Venus, Highlands	7
Wahneta, Polk	7
Pasadena, Pinellas	6
Mcintosh, Marion	6
Goodland, Collier	6
Altamonte Springs, Orange	6
Perdido Key, Escambia	6
Tallevast, Manatee	6
Steinhatchee, Dixie	6
Saint Marks, Wakulla	6
PSL, Unknown	6
Jacksonville, Unknown	6
Quail Heights, Dade	6
Palma Sola, Manatee	6
Lake City, Suwannee	6
Missing, Columbia	6
Maitland, Seminole	6
Sparr, Marion	6
Ponce De Leon, Walton	5
Long Key, Monroe	5
Hialeah, Unknown	5
Homeland, Polk	5
Horseshoe Beach, Dixie	5
Crystal Springs, Pasco	5
Long Boat Key, Manatee	5
Loughman, Polk	5
Ebro, Washington	5
Penney Farms, Clay	5
Woodville, Leon	5
Yankeetown, Levy	5
Saint Lucie West, St. Lucie	5
Micco, Brevard	5
Ferndale, Lake	5
Lowell, Marion	5
Hallandale Beach, Broward	5
Boca Grande, Lee	5
Shady Grove, Taylor	5
Parker, Bay	5
Mango, Hillsborough	5
Rubonia, Manatee	5
Indian Lake Estates, Polk	5
Poinciana, Osceola	5
South Palm Beach, Palm Beach	5

COVID-19: characteristics of 594,287 Florida resident cases

Data through Aug 22, 2020 verified as of Aug 23, 2020 at 09:25 AM

Data in this report are provisional and subject to change.

The table below includes the cities and counties of residence for cases in Florida residents based on the patient's ZIP Code.

Note that city is not always received as part of the initial notification and may be missing while the case is being investigated.

City and county	Cases
Nichols, Polk	5
Perrine, Dade	5
West Delray Beach, Palm Beach	5
Orlando, Osceola	4
Nobleton, Hernando	4
Northdale, Hillsborough	4
Celebration, Orange	4
Durant, Hillsborough	4
Leisure City, Dade	4
New Smyrna, Volusia	4
Oneco, Manatee	4
Hollywood, Unknown	4
Gulf Stream, Palm Beach	4
City Of Sunrise, Broward	4
Ybor City, Hillsborough	4
Maxville, Duval	4
Lulu, Columbia	4
Ft Pierce, St. Lucie	4
Gulf Breeze, Escambia	4
Gulf Hammock, Levy	4
Indian Creek Village, Dade	4
Mayport, Duval	4
Pembroke Park, Broward	4
Sewalls Point, Martin	4
Buckingham, Lee	4
Little Torch Key, Monroe	4
Laud-By-The-Sea, Broward	4
Lake Como, Putnam	4
Lake Monroe, Seminole	4
Fort Lauderdale, Unknown	4
Ridge Manor, Pasco	4
Siesta Key, Sarasota	4
Murdock, Charlotte	4
Bonifay, Washington	4
Davenport, Osceola	4
Cudjoe Key, Monroe	4
Missing, Hamilton	4
Trilby, Pasco	4
Port Salerno, Martin	3
Cottdale, Washington	3
Duette, Manatee	3
East Lake, Marion	3
Bayshore Gardens, Manatee	3
Anna Maria, Manatee	3
Hurlburt Field, Okaloosa	3
Grove City, Charlotte	3
Everglades City, Collier	3
Alturas, Polk	3
Champions Gate, Polk	3
Forest City, Orange	3
Fort Ogden, Desoto	3
Green Acres, Palm Beach	3
Saint George Island, Franklin	3
Telogia, Liberty	3
University Park, Manatee	3
Orlando, Unknown	3
Fairfield, Marion	3
Captiva, Lee	3
Belleair Bluffs, Pinellas	3

COVID-19: characteristics of 594,287 Florida resident cases

Data through Aug 22, 2020 verified as of Aug 23, 2020 at 09:25 AM

Data in this report are provisional and subject to change.

The table below includes the cities and counties of residence for cases in Florida residents based on the patient's ZIP Code. Note that city is not always received as part of the initial notification and may be missing while the case is being investigated.

City and county	Cases
Apopka, Seminole	3
Lynbrook, Broward	3
Indian Shores, Pinellas	3
Hawthorne, Putnam	3
Candler, Marion	3
Cortez, Manatee	3
Graceville, Holmes	3
Pine Hills, Orange	3
Lakeshore, Polk	3
Miami Gardens, Unknown	3
Clarcona, Orange	3
Sugarloaf, Monroe	3
Pine Castle, Orange	3
Ozona, Pinellas	3
Elfers, Pasco	3
Evinston, Alachua	3
Fanning Springs, Gilchrist	3
Fpo, Duval	3
Cinco Bayou, Okaloosa	3
Braden River, Manatee	3
Indian River Shores, Indian River	3
International Service Center, Dade	3
Mayport Naval Housing, Duval	3
Miromar Lakes, Lee	3
Miami, Broward	3
Mount Plymouth, Lake	3
Westchase, Hillsborough	3
Vernon, Bay	3
Virginia Gardens, Dade	3
Lauderhill, Unknown	3
Florida International University, Dade	3
El Jobean, Charlotte	3
Point Washington, Walton	3
Port Saint John, Brevard	3
Saint Leo, Pasco	3
University Of Central Florida, Orange	3
West Palm Beach, Unknown	3
Sand Lake, Orange	2
Roseland, Indian River	2
Mount Dora, Orange	2
Fort Lauderdale, Dade	2
Basinger, Okeechobee	2
Dade City, Hernando	2
At Large, Broward	2
Lake Butler, Bradford	2
Jonesville, Alachua	2
Miami, Martin	2
Miramar, Unknown	2
Wakulla Springs, Wakulla	2
Union Park, Orange	2
Suwannee, Dixie	2
Samoset, Manatee	2
Orange Springs, Marion	2
Palma Ceia, Hillsborough	2
Oakland Park, Unknown	2
Holder, Citrus	2
Nalcrest, Polk	2
Rocky Point, Hillsborough	2
Unknown, Seminole	2

COVID-19: characteristics of 594,287 Florida resident cases

Data through Aug 22, 2020 verified as of Aug 23, 2020 at 09:25 AM

Data in this report are provisional and subject to change.

The table below includes the cities and counties of residence for cases in Florida residents based on the patient's ZIP Code. Note that city is not always received as part of the initial notification and may be missing while the case is being investigated.

City and county	Cases
White Springs, Columbia	2
Venice, Manatee	2
Cypress, Jackson	2
Deerfield Beach, Unknown	2
Glenwood, Volusia	2
Lamont, Taylor	2
Miccosukee, Leon	2
Milligan, Okaloosa	2
Homeless, Pinellas	2
Miramar, Dade	2
Mesa, Unknown	2
Longboat Key, Sarasota	2
Ormond Beach, Flagler	2
Pompano Beach, Unknown	2
San Carlos Park, Lee	2
Shady Hills, Pasco	2
Sorrento, Orange	2
University Of Tampa, Hillsborough	2
Jacksonville Naval Hospital, Duval	2
Earleton, Alachua	2
Bayou George, Bay	2
Clewiston, Palm Beach	2
Orlando, Seminole	2
Oklawaha, Marion	2
Laurel, Sarasota	2
Tampa, Pinellas	2
Sunny Hills, Washington	2
Switzerland, St. Johns	2
White City, Gulf	2
University Of Fl, Alachua	2
Unknown, Palm Beach	2
Watersound, Walton	2
Grandin, Putnam	2
Hollywood, Dade	2
Inlet Beach, Bay	2
Jacksonville, Clay	2
Doctors Inlet, Clay	2
Jensen Beach, St. Lucie	2
Loxahatchee Groves, Palm Beach	2
Archer, Levy	2
Hallandale Beach, Unknown	2
Ponte Vedra, Duval	2
Port Charlotte, Unknown	2
The Villages, Marion	2
Valkaria, Brevard	2
West Bradenton, Manatee	2
River Ranch, Polk	2
Ramrod Key, Monroe	2
Trenton, Levy	2
Wausau, Washington	2
Scottsmoor, Brevard	2
Westlake, Palm Beach	2
Orlando, Brevard	2
Lake Harbor, Palm Beach	2
Lanark Village, Franklin	2
Goldenrod, Seminole	2
Chokoloskee, Collier	2
Fort Charlotte, Charlotte	2
Gibsonia, Polk	2

COVID-19: characteristics of 594,287 Florida resident cases

Data through Aug 22, 2020 verified as of Aug 23, 2020 at 09:25 AM

Data in this report are provisional and subject to change.

The table below includes the cities and counties of residence for cases in Florida residents based on the patient's ZIP Code. Note that city is not always received as part of the initial notification and may be missing while the case is being investigated.

City and county	Cases
Destin, Unknown	2
Daytona Beach Shores, Volusia	2
Redington Beach, Pinellas	2
Redington Shores, Pinellas	2
Town N Country, Hillsborough	2
Lealman, Pinellas	2
Margate, Unknown	2
Madison, Unknown	2
Wewahitchka, Calhoun	2
Winterpark, Unknown	1
Mc Dade, Broward	1
Longwood, Orange	1
Live Oak, Columbia	1
Miamt, Dade	1
Mid Florida, Seminole	1
Ocala, Unknown	1
Ocean Breeze, Martin	1
N/A, Duval	1
University Of Central Fl, Orange	1
Unknown Out Of Area, Duval	1
Valrico, Orange	1
Tampa, Orange	1
South Fort Myers, Lee	1
Olrand, Orange	1
Palm City, Unknown	1
Deer Island, Lake	1
Eustic, Unknown	1
Everett, Dade	1
Apopka, Unknown	1
Alligator Point, Wakulla	1
Amelia City, Nassau	1
Bonita Springs, Collier	1
Greenacres, Unknown	1
Florida Power & Light Co, Dade	1
Fortlauderdale, Unknown	1
Ft Pierce, Unknown	1
Garland, Orange	1
Homeless, Dade	1
Hallandate Ben, Unknown	1
Jacksonville, Dade	1
Cosselberry, Orange	1
Crestview, Dade	1
Dania, Unknown	1
Darien, Pasco	1
Bostwick, Putnam	1
Brewton, Escambia	1
Bartow, Unknown	1
Boca Rotan, Unknown	1
Caryville, Holmes	1
Cassadaga, Volusia	1
Grand Island, Unknown	1
Fort Myers, Seminole	1
Fwb, Unknown	1
Gastonia, Polk	1
Deltona , Volusia	1
Green, Clay	1
Hialean, Unknown	1
Holt, Unknown	1
Jacksonville, Palm Beach	1

COVID-19: characteristics of 594,287 Florida resident cases

Data through Aug 22, 2020 verified as of Aug 23, 2020 at 09:25 AM

Data in this report are provisional and subject to change.

The table below includes the cities and counties of residence for cases in Florida residents based on the patient's ZIP Code. Note that city is not always received as part of the initial notification and may be missing while the case is being investigated.

City and county	Cases
Miami Granders, Dade	1
Los Angeles, Polk	1
Opa Locka, Unknown	1
Orange, Orange	1
Saint Petersburg, Dade	1
San Pedro Sula, Dade	1
Rosemary Beach, Bay	1
Saint Cloud, Orange	1
Port Charlotte Fl, Unknown	1
Palm Coast, Orange	1
Wimauma, Manatee	1
Sea Ranch Lakes, Broward	1
Seminole, Orange	1
Sumatra, Liberty	1
Tampa, Dade	1
Tallahassee, Unknown	1
South Miami, Unknown	1
Saint Augusaintine Beach, St. Johns	1
Seven Springs, Pasco	1
West Villages, Sarasota	1
Wintergarden, Orange	1
Washington, Unknown	1
Unkown, Seminole	1
Upper Key Largo, Monroe	1
Port Everglades, Broward	1
Palm City, St. Lucie	1
Port Saint Lucie, Martin	1
Orlando, Lake	1
Middlesburg, Duval	1
Newark, Broward	1
Niceville, Walton	1
Mount Pleasant, Gadsden	1
Harrison, Pinellas	1
Fort Pierce, Unknown	1
Davenport, Orange	1
Boca Raton, Orange	1
Brooksville, Pasco	1
Miami, Palm Beach	1
Lake Geneva, Clay	1
Jupiter, Duval	1
Jacksonville Beach, Collier	1
Immokalee, Lee	1
Dade City, Hillsborough	1
Celeste, Broward	1
Clermont, Orange	1
Clermont, Polk	1
Beverly Beach, Flagler	1
Aollywoss, Dade	1
At Larged, Broward	1
Hispanic, St. Lucie	1
Kissimmee, Brevard	1
Gainsville, Alachua	1
Fort Pierce, Martin	1
99, Unknown	1
Florence Villa, Polk	1
Fl, Dade	1
Estero, Collier	1
Fellsmele, Brevard	1
Tewksbury, Orange	1

COVID-19: characteristics of 594,287 Florida resident cases

Data through Aug 22, 2020 verified as of Aug 23, 2020 at 09:25 AM

Data in this report are provisional and subject to change.

The table below includes the cities and counties of residence for cases in Florida residents based on the patient's ZIP Code.

Note that city is not always received as part of the initial notification and may be missing while the case is being investigated.

City and county	Cases
Unknown, Columbia	1
Wesley Chapel, Alachua	1
Weston, Dade	1
Tampa Palms, Hillsborough	1
Tarpon Springs, Pasco	1
South Daytona Beach, Volusia	1
Riverview, Unknown	1
San Antonio, Unknown	1
Ludlam, Dade	1
Miamf, Dade	1
Olustee, Baker	1
Opalocka, Dade	1
Okeechobee, St. Lucie	1
Pine Ridge, Citrus	1
Worthington Springs, Union	1
Champions Gate, Osceola	1
Brentwood, Citrus	1
Cape Haze, Charlotte	1
Davie, Unknown	1
Babcock Ranch, Charlotte	1
Alva, Escambia	1
Branford, Gilchrist	1
Duck Key, Monroe	1
F M, Lee	1
Interlachen, Duval	1
Jacksonville Naval Air Station, Duval	1
Jacksonville, Nassau	1
Homossa, Orange	1
Hosford, Calhoun	1
Hialeahgardens, Dade	1
Unk, Alachua	1
Unknown Out Of Area, St. Lucie	1
Unknown, Charlotte	1
Watersound, Bay	1
Sunrtise, Dade	1
Uknown, Unknown	1
Sharpes, Brevard	1
Sanford, Orange	1
Perth Amboy, Hillsborough	1
Punta Gorda, Unknown	1
Oldsrav, Manatee	1
Panama City, Unknown	1
Monroe, Hillsborough	1
Morriston, Marion	1
North Fort Myers, Charlotte	1
North Laud, Unknown	1
Lucedale, St. Lucie	1
Wtixrat, Dade	1
Yeehaw, Okeechobee	1
Hutchinson Island, St. Lucie	1
Jacksonville, Orange	1
Lakeland, Unknown	1
Layton, Monroe	1
Los Angeles, Dade	1
Mckinney, Broward	1
Miamc, Dade	1
Hallandale, Unknown	1
Homeless, Hillsborough	1
Hoclywsod, Dade	1

COVID-19: characteristics of 594,287 Florida resident cases

Data through Aug 22, 2020 verified as of Aug 23, 2020 at 09:25 AM

Data in this report are provisional and subject to change.

The table below includes the cities and counties of residence for cases in Florida residents based on the patient's ZIP Code.

Note that city is not always received as part of the initial notification and may be missing while the case is being investigated.

City and county	Cases
Deerfield, Broward	1
Coconut Ck, Unknown	1
Carl Fisher, Dade	1
Apollo Beach, Manatee	1
Alpharetta, Broward	1
Westville, Walton	1
Unknown, Volusia	1
Venetian Islands, Dade	1
Tamarac, Dade	1
Rosemary Beach, Walton	1
Saint Johns, Duval	1
Salt Springs, Marion	1
Stetson University, Volusia	1
Northport, Sarasota	1
Orl, Osceola	1
Other, Dade	1
Pass-A-Grille Beach, Pinellas	1
Pensacola Beach, Escambia	1
Pensacola, Unknown	1
Jupiter Inlet, Palm Beach	1
Lauderdale Lakes, Unknown	1
Miamksaohes, Dade	1
Metter, Manatee	1
Mexico Beach, Gulf	1
Miami Dade, Unknown	1
Island Grove, Alachua	1
Indian Rock Beach, Pinellas	1
Hillsboro Beach, Broward	1
Greenville, Taylor	1
Cross Key, Monroe	1
Cypress Gardens, Polk	1
Graham, Bradford	1
Fellsmere, Brevard	1
Fernandina, Nassau	1
Okeechobee, Martin	1
Okeechobi, Unknown	1
North Miami, Palm Beach	1
North Port, Manatee	1
Panomo City, Bay	1
Pensacola, Dade	1
Orlando, Manatee	1
North Lauderdale, Unknown	1
San Fernando, Unknown	1
Sarasota, Unknown	1
Seacrest, Walton	1
Pooler, Broward	1
Salem, Taylor	1
Syracuse, Unknown	1
Twentynine Palms, Broward	1
St Cloud, Orange	1
Sunrise, Unknown	1
Unknown, Manatee	1
Windermere, Unknown	1
Xifamk, Dade	1
Marathon Shores, Monroe	1
Mayport Naval Station, Duval	1
Litchfield Park, Unknown	1
Laurel Hill, Walton	1
Jena, Taylor	1

COVID-19: characteristics of 594,287 Florida resident cases

Data through Aug 22, 2020 verified as of Aug 23, 2020 at 09:25 AM

Data in this report are provisional and subject to change.

The table below includes the cities and counties of residence for cases in Florida residents based on the patient's ZIP Code. Note that city is not always received as part of the initial notification and may be missing while the case is being investigated.

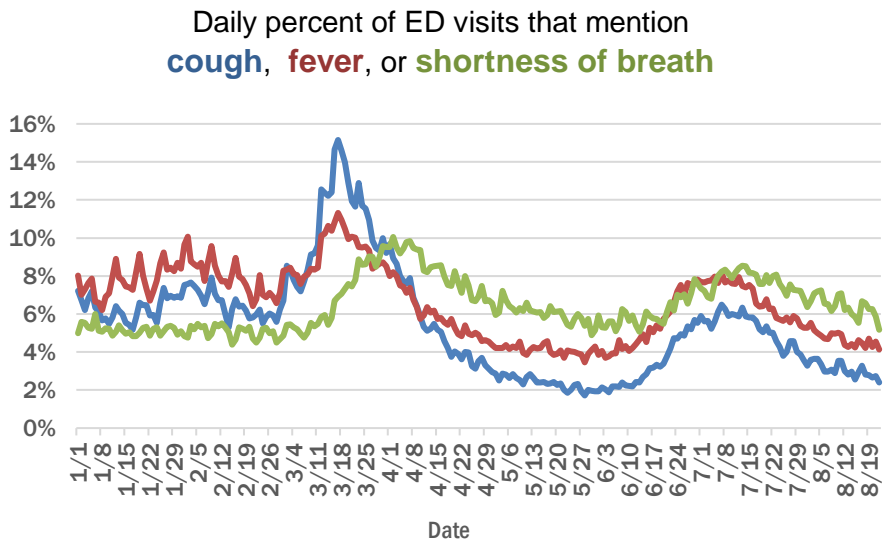
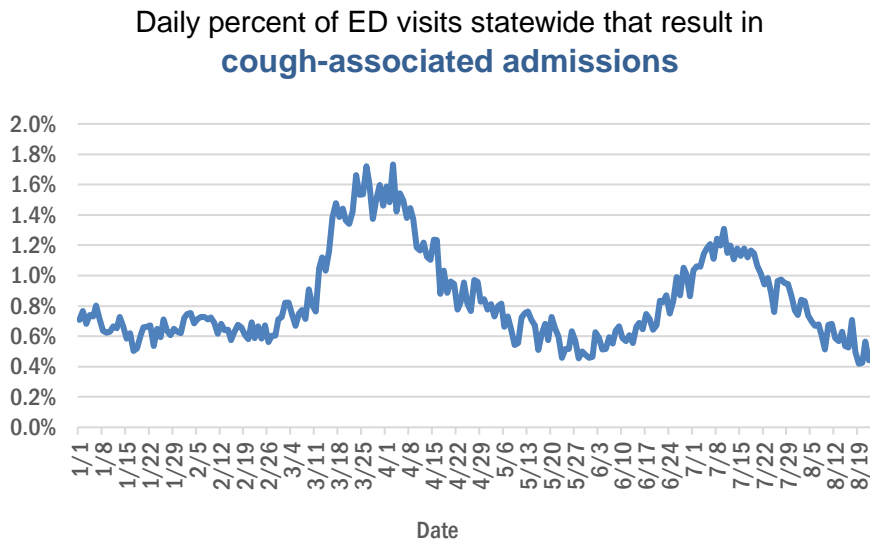
City and county	Cases
Lake Worth, Unknown	1
Haines City, Orange	1
Austin, Dade	1
Boys Ranch, Suwannee	1
Clearwater, Hillsborough	1
Apo, Collier	1
Arcadia, Unknown	1
Astor, Volusia	1
Big Torch Key, Monroe	1
Bonifay, Unknown	1
East Rockland Key, Monroe	1
Franklin, Orange	1
New Port Richey, Hillsborough	1
Okeechobee, Highlands	1
Orange Park, Duval	1
Seacrest, Bay	1
Stiamk, Dade	1
Sugarloaf Key, Monroe	1
Port St Luce, Unknown	1
Rices Landing, Dade	1
Pensacola Naval Hospital, Escambia	1
Tavares, Unknown	1
Unknown, Duval	1
West Hollywood, Broward	1
Weston, Unknown	1
Winter Springs, Orange	1
Total	594,287

COVID-19: additional surveillance information

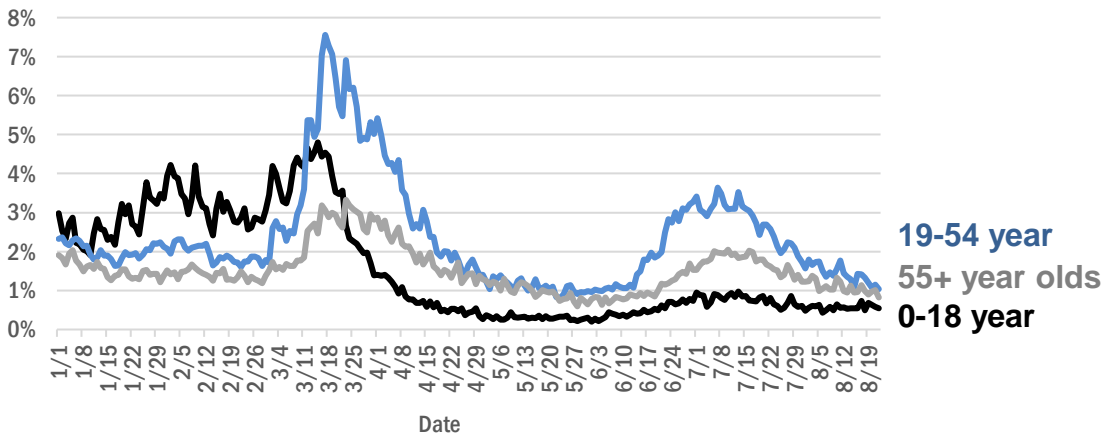
Data through Aug 22, 2020 verified as of Aug 23, 2020 at 09:25 AM

Data in this report are provisional and subject to change.

Statewide emergency department (ED) chief complaint and admission data



Daily percent of ED visits statewide that mention cough by age group



The Electronic Surveillance System for the Early Notification of Community-Based Epidemics (ESSENCE-FL) includes chief complaint data from 211 of 212 Florida EDs. Data are transmitted electronically to ESSENCE-FL daily or hourly.

COVID-19: All Florida residents with test results reported

Data through Aug 22, 2020 verified as of Aug 23, 2020 at 09:25 AM

Data in this report are provisional and subject to change.

The table below includes persons with laboratory results that the Department of Health has received electronically or by mail/fax for Florida residents.

County	Awaiting testing	Inconclusive	Negative	Positive	Percent positive	Total tested
Dade	458	1,948	625,216	151,051	19%	778,215
Broward	127	860	412,079	68,581	14%	481,520
Palm Beach	267	600	266,676	40,186	13%	307,462
Hillsborough	214	527	230,619	35,568	13%	266,714
Orange	423	293	261,838	34,249	12%	296,380
Duval	210	221	202,457	25,291	11%	227,969
Pinellas	13	136	167,857	19,288	10%	187,281
Lee	33	70	106,366	17,714	14%	124,150
Polk	65	110	92,909	16,196	15%	109,215
Collier	181	74	56,730	11,118	16%	67,922
Osceola	166	129	59,618	10,647	15%	70,394
Manatee	15	74	82,027	10,061	11%	92,162
Escambia	5	55	65,778	9,829	13%	75,662
Volusia	79	113	72,316	8,852	11%	81,281
Marion	27	110	51,224	7,992	13%	59,326
Seminole	57	65	65,632	7,727	11%	73,424
Pasco	134	55	66,778	7,708	10%	74,541
Sarasota	14	55	73,717	6,961	9%	80,733
Brevard	13	58	83,287	6,891	8%	90,236
St. Lucie	273	48	41,213	6,603	14%	47,864
Lake	185	86	65,830	6,011	8%	71,927
Leon	17	122	63,298	5,722	8%	69,142
Bay	15	56	24,387	5,064	17%	29,507
Alachua	14	32	74,965	4,889	6%	79,886
Santa Rosa	23	39	26,729	4,404	14%	31,172
St. Johns	51	29	40,635	4,097	9%	44,761
Martin	50	40	23,412	4,055	15%	27,507
Okaloosa	48	45	27,487	3,927	12%	31,459
Clay	22	20	34,054	3,659	10%	37,733
Columbia	4	55	11,542	3,200	22%	14,797
Indian River	48	13	26,744	2,731	9%	29,488
Charlotte	12	33	26,003	2,513	9%	28,549
Hernando	5	14	18,950	2,424	11%	21,388
Suwannee	4	49	7,423	2,339	24%	9,811
Jackson	7	13	12,092	2,212	15%	14,317
Gadsden	6	46	12,051	2,174	15%	14,271
Citrus	37	9	18,873	1,964	9%	20,846
Hendry		19	7,088	1,932	21%	9,039
Highlands	10	10	15,941	1,729	10%	17,680
Putnam	2	12	12,552	1,721	12%	14,285
Sumter	23	21	18,082	1,708	9%	19,811
Monroe	58	13	13,765	1,663	11%	15,441
Walton		36	9,139	1,449	14%	10,624
Desoto	6	7	8,617	1,448	14%	10,072
Nassau	32	17	14,855	1,406	9%	16,278
Flagler	7	17	15,372	1,235	7%	16,624
Okeechobee	2	14	8,368	1,198	13%	9,580
Lafayette	3	12	1,306	1,164	47%	2,482

COVID-19: All Florida residents with test results reported

Data through Aug 22, 2020 verified as of Aug 23, 2020 at 09:25 AM

Data in this report are provisional and subject to change.

The table below includes persons with laboratory results that the Department of Health has received electronically or by mail/fax for Florida residents.

County	Awaiting testing	Inconclusive	Negative	Positive	Percent positive	Total tested
Taylor	9	29	4,467	1,151	20%	5,647
Baker	29	25	5,363	1,117	17%	6,505
Hardee	4	9	5,662	1,052	16%	6,723
Washington	12	21	5,527	964	15%	6,512
Levy	2	11	6,110	851	12%	6,972
Wakulla	3	36	7,638	848	10%	8,522
Madison	1	11	4,552	816	15%	5,379
Gulf	2	5	4,460	786	15%	5,251
Hamilton	1	2	4,472	667	13%	5,141
Dixie	1	12	3,888	658	14%	4,558
Bradford	1	22	4,513	649	13%	5,184
Holmes	3	8	3,897	576	13%	4,481
Calhoun	1	10	3,783	537	12%	4,330
Union		16	7,996	530	6%	8,542
Franklin	3	6	3,852	507	12%	4,365
Jefferson		15	2,779	483	15%	3,277
Glades	1	1	786	444	36%	1,231
Gilchrist	1	8	3,578	439	11%	4,025
Liberty			2,812	420	13%	3,232
Unknown	1	35	5,522	241	4%	5,798
Total	3,540	6,762	3,815,554	594,287	13%	4,416,603

COVID-19: testing by laboratory

Data through Aug 22, 2020 verified as of Aug 23, 2020 at 09:25 AM

Data in this report are provisional and subject to change.

The numbers in the table below represent the number of Florida and non-Florida residents for whom test results were received by the Department of Health. A person can be tested by more than one laboratory and can have both positive and negative results. **Therefore, the sum of the numbers in each column will be larger than the total number of people tested.**

Reporting lab	Inconclusive	Negative	Positive	Percent positive	Total
LABORATORY CORPORATION OF AMERICA	1,272	767,427	107,836	12%	876,535
QUEST DIAGNOSTICS - TAMPA	6,136	710,435	103,629	13%	820,200
BIO REFERENCE LABORATORIES, INC	6,460	503,800	100,076	16%	610,336
GENETWORX	662	390,624	32,860	8%	424,146
CURATIVE_LABS	4,271	261,292	27,526	9%	293,089
REALTOX LABS LLC	2,834	230,668	40,879	15%	274,381
NORTHWEST LABORATORY	231	117,192	6,155	5%	123,578
ADVENT HEALTH LAB	112	101,304	14,108	12%	115,524
ELABNETWORK	832	91,625	8,205	8%	100,662
MEDICAL DIAGNOSTIC LABORATORIES	835	86,509	12,392	12%	99,736
KORVALABS, INC	1,145	86,391	4,361	5%	91,897
MAKO GENOMICS	4,095	64,349	12,012	15%	80,456
BIOCOLLECTIONS WORLDWIDE, INC	378	61,555	9,913	14%	71,846
MAYO CLINIC LABORATORIES	166	64,717	6,895	10%	71,778
MEMORIAL REGIONAL HOSPITAL SOUTH	20	51,069	13,002	20%	64,091
QUEST DIAGNOSTICS NICHOLS INSTITUTE, INC.	266	55,526	7,528	12%	63,320
BAYCARE LABORATORIES LLC	333	55,790	5,669	9%	61,792
BPHL-JACKSONVILLE	15	49,445	9,215	16%	58,675
SACRED HEART HOSPITAL LABORATORY	2	48,264	6,201	11%	54,467
ORLANDO REG MED CENTER CLINICAL LAB	481	45,176	5,719	11%	51,376
DIATHERIX LABORATORIES		40,304	5,890	13%	46,194
TAMPA GENERAL HOSPITAL	4	41,091	3,244	7%	44,339
UF PATHLABS	33	41,347	1,873	4%	43,253
TESTING MATTERS INC		37,468	5,067	12%	42,535
BPHL-MIAMI	215	34,454	7,785	18%	42,454
ARUP LABORATORIES		35,169	2,456	7%	37,625
VIRACOR-EUROFINS LABORATORIES		27,728	8,667	24%	36,395
JACKSON MEMORIAL HOSPITAL CLINICAL LAB	79	28,481	6,930	20%	35,490
Florida_Hospital	45	29,198	4,119	12%	33,362
BPHL-TAMPA (SPECTRUM BLVD)	45	27,849	4,777	15%	32,671
RCA LABORATORY SERVICES, LLC		28,693	1,265	4%	29,958
SHANDS AT THE UNIVERSITY OF FLORIDA	181	26,952	1,570	5%	28,703
AIT LABORATORIES		25,445	3,005	11%	28,450
SUNPATH MEDICAL DIAGNOSTICS LABORATORY	177	23,438	4,120	15%	27,735
LAKELAND REGIONAL MEDICAL CENTER	80	22,855	2,811	11%	25,746
ST VINCENT'S MEDICAL CENTER - RIVERSIDE	1	22,424	2,659	11%	25,084
CAPE CORAL HOSPITAL CLINICAL LABORATORY		16,843	3,046	15%	19,889
WALGREENS	11	16,851	2,829	14%	19,691
BROWARD GENERAL MEDICAL CENTER-CLINICAL LAB	2	14,971	2,061	12%	17,034
NIZNIK LAB CORP	346	11,197	5,046	30%	16,589
BAPTIST MEDICAL CENTER JACKSONVILLE	1	14,377	974	6%	15,352
SHANDS JACKSONVILLE MEDICAL CENTER INC	31	13,830	1,305	9%	15,166
AKESOGEN		12,952	2,073	14%	15,025
BAPTIST HOSPITAL OF MIAMI CLINICAL LABORATORY	24	12,197	2,709	18%	14,930
STATLAB_MOBILE	1	12,571	1,127	8%	13,699
ADVENTHEALTH DAYTONA BEACH	27	12,596	1,010	7%	13,633
IMPACT HEALTH BIOMETRIC TESTING, INC	154	11,837	1,637	12%	13,628

COVID-19: testing by laboratory

Data through Aug 22, 2020 verified as of Aug 23, 2020 at 09:25 AM

Data in this report are provisional and subject to change.

The numbers in the table below represent the number of Florida and non-Florida residents for whom test results were received by the Department of Health. A person can be tested by more than one laboratory and can have both positive and negative results. **Therefore, the sum of the numbers in each column will be larger than the total number of people tested.**

Reporting lab	Inconclusive	Negative	Positive	Percent positive	Total
FLORIDA HOSPITAL - TAMPA	5	11,924	1,228	9%	13,157
TALLAHASSEE MEMORIAL HOSPITAL	75	12,130	945	7%	13,150
SARASOTA MEMORIAL HOSPITAL MAIN LAB	12	11,841	1,029	8%	12,882
CLEVELAND CLINIC HOSPITAL LAB	4	11,132	1,174	10%	12,310
APPLIED INGENUITY DIAGNOSTICS LLC		11,486	774	6%	12,260
NAPLES COMMUNITY HOSPITAL	25	10,916	1,294	11%	12,235
PALMETTO GENERAL HOSPITAL LAB	3	9,129	2,836	24%	11,968
ST JOSEPHS HOSPITAL LABORATORY	11	10,195	1,518	13%	11,724
MILLENNIUM PHYSICIAN GROUP		9,313	1,823	16%	11,136
MOUNT SINAI MEDICAL CENTER	6	9,854	1,211	11%	11,071
UNIVERSITY OF MIAMI HOSPITAL	9	8,824	1,660	16%	10,493
NICKLAUS CHILDREN'S HOSPITAL	35	8,372	2,064	20%	10,471
NORTH FLORIDA REGIONAL MEDICAL CENTER		9,168	1,060	10%	10,228
ECCO LAB GROUP CO	279	7,046	2,331	24%	9,656
INTEGRATED REGIONAL LABORATORIES LLP		8,096	1,541	16%	9,637
JFK MEDICAL CENTER LAB	1	8,062	1,530	16%	9,593
SAINT MARY'S MEDICAL CENTER	13	8,001	1,283	14%	9,297
BRANDON REGIONAL HOSPITAL		7,656	1,425	16%	9,081
JUPITER MEDICAL CENTER LAB	40	7,825	1,054	12%	8,919
SOUTH MIAMI HOSPITAL LAB	12	7,711	1,160	13%	8,883
QUEST NEW ENGLAND	35	7,817	997	11%	8,849
MORTON PLANT HOSPITAL-ADLER INSTITUTE	8	8,085	661	8%	8,754
LABCORP BURLINGTON (LPP)	3	7,989	395	5%	8,387
WELLINGTON REGIONAL MED CTR LAB	3	6,939	1,131	14%	8,073
FLORIDA HOSPITAL WATERMAN LABORATORY	15	7,299	622	8%	7,936
INDIAN RIVER MEDICAL CENTER LAB		7,246	487	6%	7,733
PANCARE OF FLORIDA INC		7,102	520	7%	7,622
MEMORIAL REGIONAL HOSPITAL CLINICAL LABORATORY	8	6,708	528	7%	7,244
REAL DIAGNOSTICS	77	6,449	465	7%	6,991
LARKIN COMMUNITY HOSPITAL	10	5,839	1,110	16%	6,959
LARKIN COMMUNITY HOSPITAL INC DBA CARDIOTROPIC		3,583	3,177	47%	6,760
HOMESTEAD HOSPITAL CLINICAL LABORATORY	12	5,117	1,520	23%	6,649
AMERICAN HEALTH ASSOCIATES	7	5,412	1,220	18%	6,639
BAPTIST HOSPITAL OF MIAMI MOLECULAR DIAGNOSTICS	57	5,663	845	13%	6,565
LEESBURG REGIONAL MEDICAL CENTER		5,854	693	11%	6,547
ARNOLD PALMER MEDICAL CENTER CLINICAL LAB		6,258	228	4%	6,486
AEGIS SCIENCES CORPORATION	27	5,885	546	8%	6,458
DELRAY MEDICAL CENTER	2	5,713	727	11%	6,442
QUEST DIAGNOSTICS INFECTIOUS DISEASE INC	39	4,949	1,450	23%	6,438
MEMORIAL HOSPITAL JACKSONVILLE	8	4,913	1,295	21%	6,216
Lee Memorial Hospital		4,881	1,315	21%	6,196
OSCEOLA REGIONAL MEDICAL CENTER	1	5,147	1,004	16%	6,152
WEST KENDALL BAPTIST HOSPITAL LABORATORY	4	4,779	1,323	22%	6,106
DRS CLACK SPENCER WHITE & MCCORMACK PA D/B/A		5,402	696	11%	6,098

COVID-19: testing by laboratory

Data through Aug 22, 2020 verified as of Aug 23, 2020 at 09:25 AM

Data in this report are provisional and subject to change.

The numbers in the table below represent the number of Florida and non-Florida residents for whom test results were received by the Department of Health. A person can be tested by more than one laboratory and can have both positive and negative results. **Therefore, the sum of the numbers in each column will be larger than the total number of people tested.**

Reporting lab	Inconclusive	Negative	Positive	Percent positive	Total
ST ANTHONY'S HOSPITAL LAB	11	5,321	718	12%	6,050
WINTER HAVEN HOSPITAL CLINICAL LABORATORY	1	4,961	942	16%	5,904
QUEST DIAGNOSTICS - WEST HILLS	20	5,429	206	4%	5,655
LAWNWOOD REGIONAL MEDICAL CENTER	1	4,720	908	16%	5,629
BIOCERNA LABS	234	4,352	974	18%	5,560
GOOD SAMARITAN MEDICAL CENTER LAB	1	4,606	897	16%	5,504
BAPTIST MEDICAL CENTER SOUTH		5,025	385	7%	5,410
ST JOSEPHS HOSPITAL	7	4,653	703	13%	5,363
ORANGE PARK MEDICAL CENTER	9	4,134	1,111	21%	5,254
MEASE COUNTRYSIDE LAB	1	4,703	517	10%	5,221
GULF COAST MEDICAL CENTER MICROLAB		3,818	1,277	25%	5,095
MARTIN HOSPITAL SOUTH LAB		4,758	279	6%	5,037
HALIFAX MEDICAL CENTER LAB	18	4,142	687	14%	4,847
BOSTON HEART DIAGNOSTICS CORP		4,092	648	14%	4,740
QUEST DIAGNOSTICS NICHOLS INSTITUTE - SJC (ELR)	22	4,053	660	14%	4,735
BAPTIST HOSPITAL LABORATORY	4	3,919	773	16%	4,696
BETHESDA HOSPITAL EAST		4,117	565	12%	4,682
WEST FLORIDA HOSPITAL LAB		3,664	1,015	22%	4,679
RUTGERS CLINICAL GENOMICS LABORATORY	10	4,479	190	4%	4,679
FLORIDA HOSPITAL HEARTLAND MED CTR CLINICAL LAB	1	4,194	481	10%	4,676
WESTSIDE REGIONAL MED CTR	2	3,671	906	20%	4,579
MANATEE MEMORIAL HOSPITAL		4,090	477	10%	4,567
WEST BOCA MEDICAL CENTER LAB		4,072	479	11%	4,551
CORAL GABLES HOSPITAL CLINICAL LABORATORY		3,408	1,046	23%	4,454
FLORIDA HOSPITAL WESLEY CHAPEL	1	4,049	376	8%	4,426
NCH NORTH NAPLES HOSPITAL LAB	5	3,677	590	14%	4,272
LARGO MEDICAL CENTER		3,708	563	13%	4,271
OAK HILL HOSPITAL		3,743	499	12%	4,242
PALM BEACH GARDENS MEDICAL CTR LAB		3,828	414	10%	4,242
MERCY HOSPITAL A CAMPUS OF PLANTATION GEN HOSP LAB	1	3,118	1,115	26%	4,234
NORTHWEST MEDICAL CENTER	1	3,220	974	23%	4,195
AVENTURA HOSPITAL LAB		3,100	1,087	26%	4,187
DOCTORS HOSPITAL	2	3,313	859	21%	4,174
HEALTH PARK MEDICAL CENTER CLINICAL LAB		3,333	794	19%	4,127
THE VILLAGES REGIONAL HOSPITAL		3,732	308	8%	4,040
PATIENTS FIRST LAKE ELLA MEDICAL CENTER PA		3,114	916	23%	4,030
MEMORIAL HOSPITAL WEST LABORATORY SERVICES	12	3,590	411	10%	4,013
Capital Regional Medical Ctr		3,143	777	20%	3,920
PALMS WEST HOSPITAL LAB	2	3,056	838	22%	3,896
BROWARD HEALTH NORTH CLINICAL LABORATORY		3,317	563	15%	3,880
CORAL SPRINGS MED CTR		3,438	433	11%	3,871
NORTH SHORE MEDICAL CENTER		2,995	862	22%	3,857
BLAKE MEDICAL CENTER		3,124	682	18%	3,806
FLORIDA HOSPITAL ZEPHYRHILLS		3,520	285	7%	3,805
ABL MEDICAL CARE LLC		3,278	483	13%	3,761

COVID-19: testing by laboratory

Data through Aug 22, 2020 verified as of Aug 23, 2020 at 09:25 AM

Data in this report are provisional and subject to change.

The numbers in the table below represent the number of Florida and non-Florida residents for whom test results were received by the Department of Health. A person can be tested by more than one laboratory and can have both positive and negative results. **Therefore, the sum of the numbers in each column will be larger than the total number of people tested.**

Reporting lab	Inconclusive	Negative	Positive	Percent positive	Total
FLORIDA HOSPITAL FLAGLER	2	3,491	249	7%	3,742
FLORIDA MEDICAL CENTER - A CAMPUS OF NORTH SHORE	2	3,127	590	16%	3,719
MOFFITT CANCER CENTER	5	3,625	54	1%	3,684
QUEST DIAGNOSTICS	3	3,278	349	10%	3,630
EXACT SCIENCES LABORATORIES		3,224	319	9%	3,543
FLORIDA HOSPITAL DELAND	7	2,921	601	17%	3,529
CARDIOTROPIC LABS	81	2,707	693	20%	3,481
CLEVELAND CLINIC MARTIN SOUTH HOSPITAL		3,107	315	9%	3,422
PLANTATION GENERAL HOSPITAL		2,553	868	25%	3,421
REGIONAL MEDICAL CENTER BAYONET POINT	2	3,119	278	8%	3,399
FLORIDA HOSPITAL OF CARROLLWOOD		2,897	488	14%	3,385
BAYFRONT MEDICAL CENTER	12	2,506	852	25%	3,370
NEW YORK STATE ELR - SUNRISE MEDICAL LABORATORIES		3,288	77	2%	3,365
INFORM DIAGNOSTICS, INC		3,143	184	6%	3,327
NEMOURS CHILDRENS HOSPITAL		3,197	83	3%	3,280
MEDICAL CENTER OF TRINITY CLINICAL LABORATORY		2,757	462	14%	3,219
NORTHSIDE HOSPITAL AND HEART INSTITUTE		2,755	437	14%	3,192
LAKE CITY MEDICAL CENTER		2,313	750	24%	3,063
OCALA REGIONAL MEDICAL CENTER		2,654	392	13%	3,046
BAPTIST MEDICAL CENTER - BEACHES		2,811	201	7%	3,012
DR. P. PHILLIPS HOSPITAL		2,823	119	4%	2,942
MORTON PLANT-MEASE	1	2,693	209	7%	2,903
CENTRAL FLORIDA REGIONAL HOSPITAL		2,475	387	14%	2,862
GULF COAST MEDICAL CENTER LAB		2,217	641	22%	2,858
ST JOSEPHS NORTH HOSPITAL LAB		2,522	326	11%	2,848
IMPERIAL POINT MEDICAL CENTER		2,516	270	10%	2,786
LAKEWOOD RANCH MEDICAL CENTER		2,502	262	9%	2,764
FULGENT DIAGNOSTICS	75	2,500	174	6%	2,749
LEON MEDICAL CENTERS LLC		2,157	580	21%	2,737
ST LUCIE MEDICAL CENTER		2,075	526	20%	2,601
PHYSICIANS REGIONAL MEDICAL CENTER - PINE RIDGE RD		2,085	444	18%	2,529
SOUTH LAKE HOSPITAL		2,405	112	4%	2,517
SOUTH FLORIDA BAPTIST HOSPITAL MICRO	1	2,127	386	15%	2,514
POINCIANA MEDICAL CENTER		1,812	693	28%	2,505
NIGHT LITE PEDIATRICS	1	1,831	586	24%	2,418
ALL CHILDREN'S HOSPITAL LAB		2,232	178	7%	2,410
UHEALTH CORAL GABLES/LENNAR MED CTR		2,273	125	5%	2,398
WESTCHESTER HOSPITAL	17	1,912	419	18%	2,348
BAPTIST MEDICAL CENTER - NASSAU		2,223	119	5%	2,342
WEST MARION COMMUNITY HOSPITAL LAB		2,045	285	12%	2,330
MEDCOMP SCIENCES LLC	28	1,294	998	43%	2,320
UNIVERSITY HOSPITAL AND MEDICAL CENTER		1,662	604	27%	2,266
VISTA CLINICAL		1,160	1,103	49%	2,263
FLORIDA HOSPITAL NORTH PINELLAS	5	2,058	159	7%	2,222
SOUTH SEMINOLE HOSPITAL LABORATORY		2,121	92	4%	2,213
WEST PALM HOSPITAL LAB		1,855	321	15%	2,176
QUEST DIAGNOSTICS - ATLANTA	4	1,916	245	11%	2,165

COVID-19: testing by laboratory

Data through Aug 22, 2020 verified as of Aug 23, 2020 at 09:25 AM

Data in this report are provisional and subject to change.

The numbers in the table below represent the number of Florida and non-Florida residents for whom test results were received by the Department of Health. A person can be tested by more than one laboratory and can have both positive and negative results. **Therefore, the sum of the numbers in each column will be larger than the total number of people tested.**

Reporting lab	Inconclusive	Negative	Positive	Percent positive	Total
FLORIDA HOSPITAL FISH MEMORIAL	1	1,779	325	15%	2,105
ACCESS MEDICAL LABORATORIES		1,171	920	44%	2,091
WALGREEN CO	2	1,850	223	11%	2,075
INGENIOUS PERSONALIZED MEDICINE	7	1,403	595	30%	2,005
MEMORIAL HOSPITAL MICRO		1,789	214	11%	2,003
ST PETERSBURG GENERAL HOSPITAL		1,478	485	25%	1,963
HIALEAH HOSPITAL	4	1,478	455	23%	1,937
MEMORIAL HOSPITAL- MIRAMAR	10	1,733	149	8%	1,892
QUEST DIAGNOSTICS LENEXA	16	1,694	156	8%	1,866
MEASE DUNEDIN HOSPITAL	4	1,672	181	10%	1,857
BAPTIST NORTH EMERGENCY CENTER		1,349	492	27%	1,841
FORT WALTON BEACH MEDICAL CENTER		1,548	280	15%	1,828
CITRUS MEMORIAL HOSPITAL LABORATORY		1,693	115	6%	1,808
ANNE BATES LEACH EYE HOSPITAL/ ABLEH MICROBIOLOGY LABORATORY		1,734	41	2%	1,775
ADVENTHEALTH OCALA LABORATORY		1,472	271	16%	1,743
OVIEDO MEDICAL CENTER		1,432	268	16%	1,700
LEE HEALTH COCONUT POINT CLINICAL LAB	1	1,353	329	20%	1,683
HEALTHQUEST ESOTERICS		949	712	43%	1,661
NONA SCIENTIFIC	1	1,316	321	20%	1,638
DOCTORS HOSPITAL OF SARASOTA CLINICAL LABORATORY		1,446	176	11%	1,622
MEMORIAL HOSPITAL PEMBROKE	3	1,411	202	13%	1,616
CLEVELAND CLINIC TRADITION HOSPITAL		1,403	172	11%	1,575
RAULERSON HOSPITAL		1,285	277	18%	1,562
OPTEO LABORATORY		1,505	29	2%	1,534
PALMS OF PASADENA HOSPITAL		1,305	218	14%	1,523
PUTNAM COMMUNITY MEDICAL CENTER		1,223	198	14%	1,421
P4 CLINICAL, LLC	21	1,210	184	13%	1,415
SOUTH BAY HOSPITAL MICRO		1,170	233	17%	1,403
CLEVELAND CLINIC MARTIN NORTH HOSPITAL		1,215	183	13%	1,398
PHYSICIANS REGIONAL MEDICAL CENTER - COLLIER BLVD	1	1,059	300	22%	1,360
LOWER KEYS MEDICAL CENTER		1,210	130	10%	1,340
ST VINCENT'S MEDICAL CENTER - SOUTHSIDE		1,307	27	2%	1,334
BETHESDA HOSPITAL WEST		1,164	144	11%	1,308
QUEST DIAGNOSTICS - MIRAMAR	6	344	950	73%	1,300
BARTOW REGIONAL MEDICAL CENTER	1	1,104	187	14%	1,292
TWIN CITIES HOSPITAL		1,148	118	9%	1,266
WALGREENS OAKLAND PARK	2	1,107	143	11%	1,252
SYNERGY LABORATORIES	5	1,133	98	8%	1,236
PWN HEALTH	4	838	387	31%	1,229
CLINICORE		1,112	91	8%	1,203
BMCT Molecular Diagnostics Subsection		964	228	19%	1,192
AVECINA MEDICAL OAKLEAF		758	393	34%	1,151
LAKESIDE MEDICAL CENTER		789	344	30%	1,133
SACRED HEART-EMERALD COAST		931	174	16%	1,105
HIGHLANDS REGIONAL MEDICAL CENTER		906	182	17%	1,088
QUEST DIAGNOSTICS WOOD DALE	3	996	78	7%	1,077
GULF BREEZE HOSPITAL LAB	1	932	139	13%	1,072

COVID-19: testing by laboratory

Data through Aug 22, 2020 verified as of Aug 23, 2020 at 09:25 AM

Data in this report are provisional and subject to change.

The numbers in the table below represent the number of Florida and non-Florida residents for whom test results were received by the Department of Health. A person can be tested by more than one laboratory and can have both positive and negative results. **Therefore, the sum of the numbers in each column will be larger than the total number of people tested.**

Reporting lab	Inconclusive	Negative	Positive	Percent positive	Total
VIKOR SCIENTIFIC	2	606	427	41%	1,035
ORLANDO VA MEDICAL CENTER		854	131	13%	985
LMHS		901	76	8%	977
UNIVERSITY OF MIAMI HOSPITAL & CLINICS	2	892	56	6%	950
PATIENTS CHOICE LABORATORIES		488	452	48%	940
UHEALTH DEERFIELD BEACH/UMSYLVESTER DEERFIELD BEACH LABORATORY	3	874	41	4%	918
ENGLEWOOD COMMUNITY HOSPITAL		833	74	8%	907
BAPTIST EMERGENCY CENTER OAKLEAF		730	155	18%	885
MARINERS HOSPITAL		754	95	11%	849
HOLIDAY CVS LLC		842	6	1%	848
FLORIDA HOSPITAL ORLANDO		745	73	9%	818
ACCESSDX	6	411	395	49%	812
ST VINCENTS CLAY COUNTY		775	26	3%	801
BAPTIST HEALTH EMERGENCY CENTER COUNTRY WALK		639	152	19%	791
PATHNOSTICS		82	685	89%	767
AVENTUS BIOLABS	1	382	368	49%	751
BAPTIST EMERGENCY CENTER CLAY		650	98	13%	748
CAPSTONE HEALTHCARE		469	241	34%	710
LABCORP	1	382	318	45%	701
JACKSON HOSPITAL CLINICAL LABORATORY		600	85	12%	685
ADVANCE MEDICAL OF NAPLES			615	100%	615
LABCORP RTP	3	64	546	89%	613
MINUTECLINIC LLC #3703		546	67	11%	613
NONE		281	325	54%	606
DESOTO MEMORIAL HOSPITAL CLINICAL LABORATORY	3	481	120	20%	604
TAMPA COMMUNITY HOSPITAL		422	172	29%	594
PATIENTS FIRST - MAHAN DRIVE		164	428	72%	592
VAMC ORLANDO		296	289	49%	585
AVECINA MEDICAL SOUTHSIDE		350	235	40%	585
BARDMOOR LABORATORY	1	514	69	12%	584
LAB24 INC	1		582	100%	583
Assurance Scientific Laboratories		449	123	22%	572
EGLIN AIRFORCE BASE LAB		478	92	16%	570
FLORIDA LABORATORY ANALYSIS		344	217	39%	561
NCH HEALTHCARE SYSTEM MICROBIOLOGY LAB		1	556	100%	557
QUEST	3	144	408	74%	555
AVERO DIAGNOSTICS - IRVING		465	81	15%	546
LEE MEMORIAL HOSPITAL LAB			543	100%	543
NCH NORTHEAST	2	355	185	34%	542
UNITED CLINICAL LABORATORY LLC		4	532	99%	536
QUEST DIAGNOSTICS - IRVING	10	329	178	34%	517
PHYSICIANS STAT LAB		136	358	72%	494
HOLY CROSS HOSPITAL LABORATORY			485	100%	485
SOUTHEAST ALABAMA MEDICAL CENT		435	43	9%	478
MAVERICK LABS		347	122	26%	469
LUMINUS DIAGNOSTICS		307	146	32%	453
PANCARE OF FLORIDA, INC			442	100%	442

COVID-19: testing by laboratory

Data through Aug 22, 2020 verified as of Aug 23, 2020 at 09:25 AM

Data in this report are provisional and subject to change.

The numbers in the table below represent the number of Florida and non-Florida residents for whom test results were received by the Department of Health. A person can be tested by more than one laboratory and can have both positive and negative results. **Therefore, the sum of the numbers in each column will be larger than the total number of people tested.**

Reporting lab	Inconclusive	Negative	Positive	Percent positive	Total
ORLANDO VETERANS AFFAIRS MEDICAL CENTER		112	296	73%	408
NEW YORK STATE ELR - NORTH SHORE LONG ISLAND JEWISH HEALTH		364	23	6%	387
DYNIX DIAGNOSTICS		196	188	49%	384
ATLANTIS URGENT CARE		272	110	29%	382
MEDARBOR DIAGNOSTICS		1	377	100%	378
HISTOPATHOLOGY SERVICES, LLC		323	54	14%	377
ASSOCIATED PATHOLOGISTS, LLC		312	64	17%	376
LAB CORP	1	155	220	59%	376
QUEST DIAGNOSTICS NICHOLS INSTITUTE	5	353	17	5%	375
NEW YORK STATE ELR - NYU HOSPITALS CENTER CLINICAL LABORATORIES		350	12	3%	362
UAB HIGHLANDS LABORATORY		359	3	1%	362
CLARITY LABS		311	49	14%	360
WALGREENS ORLANDO		323	34	10%	357
MEMORIAL PEMBROKE 24/7 CARE CENTER		263	93	26%	356
MARTIN MEMORIAL LABORATORY AT ST LUCIE WEST		308	48	13%	356
SANTA ROSA MEDICAL CENTER		171	181	51%	352
INFORM DIAGNOSTICS		349	2	1%	351
NORTH FLORIDA PEDIATRICS-TALLAHASSEE		325	25	7%	350
NEW YORK STATE ELR - LENCO MEDICAL LABORATORY		322	13	4%	335
ECCOLAB GROUP	1	75	250	77%	326
CLARITY LAB SOLUTIONS		230	95	29%	325
HOLIDAY CVS LLC DBA CVSPHARMACY #5155		317	4	1%	321
DAVITA LABS		290	26	8%	316
JAY HOSPITAL CLINICAL LABORATORY		235	79	25%	314
ADVENT HEALTH CENTRA CARE: WATERFORD LAKES		248	64	21%	312
NEW YORK STATE ELR - DEPARTMENT OF CLINICAL LABS		301	5	2%	306
CORE DIAGNOSTIC LABORATORIES LLC		219	73	25%	292
ARCPPOINT LABS - FORT MYERS		201	86	30%	287
TALLAHASSEE PRIMARY CARE ASSOCIATES		274	9	3%	283
NCF DIAGNOSTICS & DNA TECHNOLOGIES	10	43	226	81%	279
AVECINA MEDICAL JULINGTON		131	146	53%	277
LABCORP TAMPA	1	29	238	89%	268
NITE LITE PEDIATRICS		170	93	35%	263
TENNESSEE DOH - NASHVILLE	2	235	26	10%	263
PHAROS HEALTH		142	119	46%	261
THERADOC		150	109	42%	259
VETERANS AFFAIRS MEDICAL CENTER LAB		9	249	97%	258
SANFORD REFERENCE LAB		245	9	4%	254
BAPTIST MD ANDERSON CANCER CENTER		252	2	1%	254
SUNRISE MEDICAL LABORATORIES		190	63	25%	253
FLO-MEDILAB SERVICES		81	172	68%	253
GENESIS REFERENCE LABORATORIES		1	251	100%	252
EXPRESS GENE MOLECULAR DIAGNOSTIC LABORATORY		2	246	99%	248
UNKNOWN		16	216	93%	232
FLAGLER HOSPITAL	4	18	209	90%	231
ASCEND CLINICAL		224	4	2%	228
TEMPUS CLINICAL LABORATORY	1	198	23	10%	222

COVID-19: testing by laboratory

Data through Aug 22, 2020 verified as of Aug 23, 2020 at 09:25 AM

Data in this report are provisional and subject to change.

The numbers in the table below represent the number of Florida and non-Florida residents for whom test results were received by the Department of Health. A person can be tested by more than one laboratory and can have both positive and negative results. **Therefore, the sum of the numbers in each column will be larger than the total number of people tested.**

Reporting lab	Inconclusive	Negative	Positive	Percent positive	Total
SMA SPECIALITY MEDICAL LAB		62	160	72%	222
HENDRY REGIONAL MEDICAL CENTER		9	210	96%	219
HOLMES REGIONAL MEDICAL CENTER		3	214	99%	217
BIOCERNA LLC	8	156	53	24%	217
MEDSCAN LABORATORY INC		136	80	37%	216
ST CLOUD REGIONAL MEDICAL CENTER		126	83	40%	209
JAMES A. HALEY VETERANS MICRO LAB			209	100%	209
GESSLER CLINIC		1	206	100%	207
EUROFINS NTD, LLC		177	28	14%	205
CENTRA CARE		35	169	83%	204
ADVENTHEALTH LAB			203	100%	203
STEWARD REFERENCE LABORATORY		74	129	64%	203
MARTIN MEMORIAL MEDICAL CENTER LAB		99	103	51%	202
VAMC WEST PALM LAB		5	196	98%	201
LABTECH DIAGNOSTIC		91	109	55%	200
BAYA URGENT CARE		3	195	98%	198
AMELIA URGENT CARE		77	120	61%	197
PREMIER MEDICAL LABORATORY SERVICES		1	195	99%	196
FLORIDA WOMAN CARE LABORATORY LLC		164	23	12%	187
GENESIS MEDICAL LABORATORY MIAMI FL.		78	108	58%	186
PATHGROUP LABS LLC		90	96	52%	186
MOLECULAR INFECTIOUS DISEASES		181	4	2%	185
BAY PINES VAMC CLINICAL LABORATORY		4	180	98%	184
NCH HEALTHCARE BONITA		122	62	34%	184
QUALITOX LABORATORIES		96	85	47%	181
HOLIDAY CVS LLC DBA CVS PHARMACY #5154		171	5	3%	176
NEW YORK STATE ELR - NEW YORK PRESBYTERIAN HOSPITAL CUMC CLINICAL		162	13	7%	175
ARCPPOINT LABS OF WEST PALM BEACH			173	100%	173
C.W. BILL YOUNG VA MEDICAL CENTER		4	165	98%	169
BAYCARE HEALTH SYSTEM		2	165	99%	167
BOCA BIOLISTICS REFERENCE LABORATORY		138	27	16%	165
BIOREFERENCE LABORATORIES		66	98	60%	164
FLORIDA HOSPITAL WAUCHULA		89	74	45%	163
ADVENT HEALTH -TAMPA		74	89	55%	163
NEW YORK STATE ELR - MOUNT SINAI LABORATORY		154	8	5%	162
MICROGEN DX		29	131	82%	160
NEW YORK STATE ELR - NEW YORK HOSPITAL LABORATORIES	1	152	6	4%	159
WUESTHOFF REF LABORATORY			159	100%	159
UAB UNIVERSITY OF ALABAMA HOSPITAL LAB		152	6	4%	158
BUREAU OF CLINICAL LABORATORIES		131	27	17%	158
SCIONLAB SERVICES LLC		136	8	6%	144
ASAP LAB LLC		90	53	37%	143
NEO GENOMICS - FORT MYERS	1	138	4	3%	143
US BIOTEK LABORATORIES		65	77	54%	142
LABSTAT		2	138	99%	140
ACUTIS DIAGNOSTICS	1	107	31	22%	139
SACRED HEART HOSPITAL ON THE GULF		80	56	41%	136

COVID-19: testing by laboratory

Data through Aug 22, 2020 verified as of Aug 23, 2020 at 09:25 AM

Data in this report are provisional and subject to change.

The numbers in the table below represent the number of Florida and non-Florida residents for whom test results were received by the Department of Health. A person can be tested by more than one laboratory and can have both positive and negative results. **Therefore, the sum of the numbers in each column will be larger than the total number of people tested.**

Reporting lab	Inconclusive	Negative	Positive	Percent positive	Total
TOM LEE COMMUNITY HEALTH CENTER		6	129	96%	135
IRL MARKET LAB ALACHUA		103	31	23%	134
EMERGENCY PHYSICIANS MEDICAL CENTER			132	100%	132
INTEGRATED REGIONAL LABORATORIES		119	12	9%	131
ST JUDE CHILDREN'S RESEARCH HOSPITAL		120	11	8%	131
MEMPHIS PATHOLOGY LABORATORY	1	124	5	4%	130
AMERICAN PATHOLOGY PARTNERS		128	1	1%	129
FLORIDA HOSPITAL HEARTLAND MED CTR LAKE PLACID		88	41	32%	129
BMHSI-AEL MICROBIOLOGY LABORATORY	2	102	24	19%	128
ARCPPOINT LABS OF TAMPA		75	50	40%	125
FAST TRACK URGENT CARE CENTER		1	122	99%	123
LEHIGH REGIONAL MEDICAL CENTER LAB		106	17	14%	123
MACDILL AFB HOSPITAL		107	14	12%	121
VAMC BAY PINES		1	119	99%	120
NEW YORK STATE ELR - ENZO CLINICAL LABS INC		117	1	1%	118
FAST TRACK URGENT CARE CENTER - CARROLLWOOD			117	100%	117
HEALTH FIRST-HOLMES REGIONAL			116	100%	116
PALM BEACH COUNTY HEALTH DEPT LAB		113	2	2%	115
ROSEN MEDICAL CENTER		101	13	11%	114
ALLIED HEALTH FORT PIERCE		112			112
LEON MEDICAL CENTER		7	103	94%	110
VAMC GAINESVILLE		2	107	98%	109
MEDICAL DIAGNOSTICS LABORATORIES,INC		18	91	83%	109
UR MEDICINE LABS- CENTRAL LABORATORY		106	2	2%	108
NXGEN MDX LLC	1	80	27	25%	108
MILLENNIUM LAB SERVICES			107	100%	107
SPARROW HEALTHCARE	2	1	103	97%	106
CURATIVE LABS		2	101	98%	103
VAMC LAKE CITY		51	49	49%	100
MIDWAY SPECIALTY CARE CENTER		47	53	53%	100
PRIVA PATH LABS			99	100%	99
BAPTIST HEALTH SOUTH FLORIDA		4	92	96%	96
BAYFRONT HEALTH BROOKSVILLE			95	100%	95
FLORIDA CLINICAL LABORATORY-BIOREFERENCE LABORATORIES		43	51	54%	94
USAFSAM/PHE		23	71	76%	94
DIAGNOSTIC SOLUTIONS		3	91	97%	94
FLORIDA COMMUNITY HEALTH CENTERS INC			93	100%	93
CENTRACARE		2	88	98%	90
GENETWORKX		15	73	83%	88
MID-FLORIDA PATHOLOGY		55	33	38%	88
ADVENTHEALTH CENTRA CARE OVIEDO		29	58	67%	87
STAGEZERO LIFE SCIENCES INC		75	11	13%	86
NAVAL HOSPITAL - JACKSONVILLE		1	85	99%	86
NEW PLANT CITY FAMILY CARE	1	23	61	72%	85
PACIFIC ANALYTICS			85	100%	85
SOLARIS DIAGNOSTICS		4	78	95%	82
FULGENT GENETICS	2	56	23	28%	81

COVID-19: testing by laboratory

Data through Aug 22, 2020 verified as of Aug 23, 2020 at 09:25 AM

Data in this report are provisional and subject to change.

The numbers in the table below represent the number of Florida and non-Florida residents for whom test results were received by the Department of Health. A person can be tested by more than one laboratory and can have both positive and negative results. **Therefore, the sum of the numbers in each column will be larger than the total number of people tested.**

Reporting lab	Inconclusive	Negative	Positive	Percent positive	Total
GARCIA CLINICAL LABORATORY		1	79	99%	80
FLORIDA MEDICAL CLINIC		49	30	38%	79
CENTRA CARE – WATERFORD LAKES		32	46	59%	78
AVERO DIAGNOSTICS		53	24	31%	77
AURORA DIAGNOSTICS BERNHARDT LABORATORIES PATHOLOGY SERVICE		72	3	4%	75
ADVENT HEALTH CENTRA CARE LONGWOOD		9	66	88%	75
AMELIA EXPRESS CARE		5	69	93%	74
FISHERMENS HOSPITAL CLINICAL LAB		69	4	5%	73
AVELLINO LAB USA, INC		70	2	3%	72
AMERICAN RESEARCH LABS		4	68	94%	72
MAYO CLINIC LABS - ROCHESTER MAIN CAMPUS		71	1	1%	72
HOLY CROSS HOSPITAL		1	70	99%	71
NIGHT LITE PEDIATRICS URGENT CARE		28	43	61%	71
CENTRAL FLORIDA HEALTH CARE		46	24	34%	70
HEALTHLINK DIAGNOSTIC LABORATORIES		1	68	99%	69
SEBASTIAN RIVER MEDICAL CENTER		34	35	51%	69
ADVENT HEALTH CENTRA CARE		13	56	81%	69
Highlands Regional Hospital		63	6	9%	69
AMMON LABS		58	10	15%	68
QPS, LLC		67	1	1%	68
AEL- MEMPHIS		17	50	75%	67
DYNAMIC MEDICAL USA			67	100%	67
HOSPITAL FOR SPECIAL SURGERY		65	1	2%	66
MORTON PLANT HOSPITAL			66	100%	66
USA HEALTH UNIVERSITY HOSPITAL CLINICAL LABORATORY		63	1	2%	64
MINUTECLINIC, LLC DBA MINUTECLINIC #4717		60	3	5%	63
DAVITA LABORATORY SERVICES		48	14	23%	62
SARAPATH DIAGNOSTICS			62	100%	62
THE CENTER FOR URGENT CARE		24	36	60%	60
REFUAH HEALTH CENTER LABORATORY		59			59
LABORATORY SPECIALISTS OF MICHIGAN		1	58	98%	59
GENE BY GENE			59	100%	59
FINLAY CLINICAL LABORATORY		24	35	59%	59
URGENT CARE CURE		25	34	58%	59
MORTON PLANT HOSPITAL/LAB		1	58	98%	59
NAVY HOSPITAL			57	100%	57
LABCORP BIRMINGHAM	1	5	50	89%	56
FHMG-FLORIDA HOSPITAL MEDICAL GROUP		51	5	9%	56
VA MEDICAL CENTER		7	48	87%	55
NEW YORK STATE ELR - WADSWORTH HEALTH CENTER		52	3	5%	55
EXACT SCIENCES LABORATORIES, LLC		10	45	82%	55
BROWARD HEALTH MEDICAL CENTER		1	53	98%	54
COASTAL MED URGENT CARE			54	100%	54
NORTH FLORIDA/SOUTH GEORGA VETERANS HEALTH SYSTEM			54	100%	54
LABORATORY CORP OF AMERICA	1	26	27	50%	54
ACCU REFERENCE MEDICAL LAB			54	100%	54
Quest Diag Unspecifd		22	31	58%	53

COVID-19: testing by laboratory

Data through Aug 22, 2020 verified as of Aug 23, 2020 at 09:25 AM

Data in this report are provisional and subject to change.

The numbers in the table below represent the number of Florida and non-Florida residents for whom test results were received by the Department of Health. A person can be tested by more than one laboratory and can have both positive and negative results. **Therefore, the sum of the numbers in each column will be larger than the total number of people tested.**

Reporting lab	Inconclusive	Negative	Positive	Percent positive	Total
BLOCK, NATION, CHASE, AND SMOLEN FAMILY MEDICINE		34	19	36%	53
PROVIDENCE HOSPITAL LABORATORY		51	2	4%	53
ALLSOUTH URGENT CARE			52	100%	52
UNIVERSITY OF ALABAMA		50	2	4%	52
ANGEL KIDS PEDIATRICS		39	12	24%	51
OPTUM LABS LLC		5	46	90%	51
BAYCARE LAB		1	50	98%	51
DOCTOR'S MEMORIAL HOSPITAL		3	48	94%	51
SARASOTA CO. HEALTH DEPT # 58		40	11	22%	51
SELECT LABORATORIES MARION COUNTY, LLC.			51	100%	51
NEW YORK STATE ELR - EMPIRECITY LABORATORIES		42	8	16%	50
HURLBURT FIELD CLINIC		23	27	54%	50
GULF COAST MOLECULAR LABORATORIES		15	35	70%	50
INTEGRITY LABORATORIES			50	100%	50
MILLENIUM PHYSICIANS GROUP			49	100%	49
CLINICAL REFERENCE LABORATORY		45	4	8%	49
SHORELINE PHYSICIAN GROUP			49	100%	49
ARTHREX MEDICAL CENTER		28	21	43%	49
P4 DIAGNOSTIX LABORATORY NETWORK		1	48	98%	49
325TH MEDICAL GROUP			48	100%	48
JEFFERY WEINZWEIG		1	46	98%	47
VHA PUBLIC HEALTH REFERENCE LABORATORY- PALO ALTO		27	20	43%	47
H LEE MOFFITT CANCER CENTER MICRO		46			46
BALDWIN PEDIATRICS		37	8	18%	45
MINI ER ADULT AND PEDIATRIC URGENT CARE		39	6	13%	45
EAST MANATEE FAMILY	1		44	98%	45
FAWCETT MEMORIAL HOSPITAL-LAB		1	44	98%	45
NXGEN MDX		18	26	59%	44
LAB CORP TAMPA			44	100%	44
UNKNOWN - BAD FACILITY CODE		5	39	89%	44
BAY MEDICAL CENTER SACRED HEART HEALTH SYSTEM		17	27	61%	44
QUEST TAMPA (NEW YORK ELR)		34	10	23%	44
QUEST DIAGNOSTICS-N ST PETERSBURG-5TH			43	100%	43
ADVENTHEALTH CENTRA CARE			43	100%	43
CBS LABORATORY		1	42	98%	43
TRADITION MEDICAL CENTER LABORATORY		20	23	53%	43
BAYFRONT HEALTH ER PINELLAS PARK		19	24	56%	43
APP-UNIPATH, LLC		42	1	2%	43
NORTH FLORIDA PEDIATRICS-LAKE CITY			42	100%	42
FLORIDA HOSPITAL NEW SMYRNA		4	37	90%	41
NORTH OKALOOSA MEDICAL CENTER		14	27	66%	41
NEW YORK STATE ELR - MONTEFIORE MEDICAL CENTER LABORATORIES - MOSES		34	7	17%	41
SMA SPECIALTY MEDICAL LAB		1	40	98%	41
DEPARTMENT OF VETERANS AFFAIRS JAMES A. HALEY VETERANS HOSPITAL			41	100%	41
LAB CORP RTP	1	2	38	93%	41
RCA LABORATORY SERVICES -- NEW YORK ELR		10	30	75%	40
EGLIN REGIONAL MEDICAL CENTER		4	36	90%	40

COVID-19: testing by laboratory

Data through Aug 22, 2020 verified as of Aug 23, 2020 at 09:25 AM

Data in this report are provisional and subject to change.

The numbers in the table below represent the number of Florida and non-Florida residents for whom test results were received by the Department of Health. A person can be tested by more than one laboratory and can have both positive and negative results. **Therefore, the sum of the numbers in each column will be larger than the total number of people tested.**

Reporting lab	Inconclusive	Negative	Positive	Percent positive	Total
MIAMI VA HEALTHCARE SYSTEM			40	100%	40
MOBILE INFIRMARY MED CENTER PATH LAB		35	5	13%	40
AMERICAN FAMILY PACE		9	30	77%	39
LIFEBRITE	1	5	33	85%	39
NEW YORK STATE ELR - KALEIDA HEALTH CENTER FOR LABORATORY		35	4	10%	39
MY CLINICAL LAB			39	100%	39
ST VINCENT'S BIRMINGHAM LABORATORY		37	1	3%	38
QUEST INFECTIOUS DISEASE	1	33	4	11%	38
GENPATH			37	100%	37
HEALTH FIRST-PALM BAY		1	35	97%	36
CAREMOUNT MEDICAL - PATHOLOGY		36			36
GENESIS DIAGNOSTICS			36	100%	36
BAYFRONT		21	15	42%	36
ST. CLOUD MEDICAL GROUP		35			35
ORLANDO HEALTH EMERGENCY DEPARTMENT		31	4	11%	35
DEVANSH LAB WERKS INC		26	9	26%	35
CAPITAL REGIONAL MEDICAL CENTER		2	33	94%	35
LAB PLUS, LLC AT SAINT THOMAS WEST HOSPITAL		26	9	26%	35
IRL		4	31	89%	35
UNIVERSITY HEALTH SYSTEM INC		30	4	12%	34
NEW YORK STATE ELR - QUEST DIAGNOSTICS NICHOLS		32	2	6%	34
ADVENTHEALTH CENTRA CARE SANFORD		11	23	68%	34
HUNTSVILLE HOSPITAL LABORATORY		26	8	24%	34
MEDICAL DIAGNOSTIC LAB		1	33	97%	34
GRAVITY DIAGNOSTICS, LLC		12	22	65%	34
DESOTO MEMORIAL HOSPITAL LAB			33	100%	33
CITRUS MEMORIAL HEALTH SYSTEM LAB		2	31	94%	33
CHILDREN'S HOSPITAL OF ALABAMA		33			33
EXPERTUS LABORATORIES INC		12	21	64%	33
VENICE REGIONAL MEDICAL LAB SERVICES			32	100%	32
NEW YORK STATE ELR - WHITE PLAINS HOSPITAL CENTER LAB		31			31
CLINICAL RESEARCH SEQUENCING PLATFORM			31	100%	31
QUEST DIAGNOSTICS-VERO BEACH-37TH ST		31			31
LABFIRST - DEPARTMENT OF PATHOLOGY		30	1	3%	31
ST. MARYS MEDICAL CENTER		1	30	97%	31
CAPE CANAVERAL HOSPITAL			31	100%	31
GRAVITY DIAGNOSTICS		17	13	43%	30
FINLAY CLINICAL LABORATORY INC		26	4	13%	30
QUEST DIAGNOSTICS NICHOLS INSTITUTE- LPP		3	27	90%	30
ASSOCIATED CLINICAL LABORATORIES		29	1	3%	30
NEW YORK STATE ELR - NEWYORK-PRESBYTERIAN/QUEENS DIAGNOSTIC		28	1	3%	29
PALM BAY HOSPITAL		1	28	97%	29
SMA LAB		4	25	86%	29
GENESIS LABORATORY MANAGEMENT		2	27	93%	29
P4CLINICAL	3	2	24	83%	29
LABCORP OF AMERICA		15	14	48%	29
KENDALL REGIONAL MEDICAL CENTER LAB	3		26	90%	29

COVID-19: testing by laboratory

Data through Aug 22, 2020 verified as of Aug 23, 2020 at 09:25 AM

Data in this report are provisional and subject to change.

The numbers in the table below represent the number of Florida and non-Florida residents for whom test results were received by the Department of Health. A person can be tested by more than one laboratory and can have both positive and negative results. **Therefore, the sum of the numbers in each column will be larger than the total number of people tested.**

Reporting lab	Inconclusive	Negative	Positive	Percent positive	Total
DICKERT		26	3	10%	29
SANFORD LABORATORIES		25	4	14%	29
ALLIANCE OF PHYSICIANS AGAINST COVID-19			29	100%	29
NEXT MOLECULAR ANALYTICS		1	28	97%	29
ADVENTHEALTH CENTRA CARE WESLEY CHAPEL			28	100%	28
INTERLAB		1	27	96%	28
DOH-WEST PALM BEACH BRANCH LABORATORY			28	100%	28
QUEST DIAGNOSTIC INC	1	3	24	86%	28
RDX BIOSCIENCE,			28	100%	28
QUEST DIAGNOSTICS INC.			27	100%	27
INTERNAL LAB		24	3	11%	27
QDX PATHOLOGY SERVICES		16	10	38%	26
CDC		17	9	35%	26
SUNCOAST LABS			26	100%	26
LAB			25	100%	25
SOFT CELL LABORATORIES		24	1	4%	25
ST. ANTHONY'S HOSPITAL			25	100%	25
FHMG_CTR FOR SENIOR HEALTH		22	3	12%	25
WUESTHOFF MEMORIAL HOSPITAL			25	100%	25
NEW YORK STATE ELR - CATHOLIC HEALTH SYSTEM DEPT LABORATORY		24			24
NEW YORK STATE ELR - STONY BROOK UNIVERSITY MEDICAL CENTER		21	3	13%	24
DIAGNOSTIC LABORATORY OF OKLAHOMA		22	2	8%	24
AVENTIS BIO-SERVICES CTL		23			23
POPLAR HEALTHCARE PLLC	1	10	12	52%	23
LABORATORY DYNAMICS		20	3	13%	23
PRIDE DIAGNOSTICS		20	3	13%	23
MINUTECLINIC DIAGNOSTIC OF RHODE ISLAND, LLC #729		22	1	4%	23
FIRST CHOICE URGENT CARE			23	100%	23
VIERA HOSPITAL			22	100%	22
CVS PHARMACY NO 7881		22			22
ST. JOSEPH'S HOSPITAL NORTH			22	100%	22
CAYUGA MEDICAL CENTER AT ITHACA		19	3	14%	22
EGL GENETIC DIAGNOSTICS		1	21	95%	22
MOLECULAR DIAGNOSTICS		1	21	95%	22
PENNSYLVANIA DEPT OF HEALTH		19	3	14%	22
NORTH FLORIDA PEDIATRICS		1	20	95%	21
NEW YORK STATE ELR - UNIVERSITY HOSPITAL, STONY BROOK SOUTHAMPTON		21			21
PATRICK AIR FORCE BASE		1	20	95%	21
BROWARD HEALTH CORAL SPRINGS EPIDEMIOLOGY DEPT			21	100%	21
TRUGENX			21	100%	21
IPSUM DIAGNOSTICS			21	100%	21
MIAMI BEACH COMMUNITY HEALTH CENTER			21	100%	21
HEALTH FIRST CAPE CANAVERAL HOSPITAL			21	100%	21
PARRISH MEDICAL CENTER		1	19	95%	20
ADVENT HEALTH CENTRA CARE PALM COAST			20	100%	20
ASSOCIATED PATHOLOGISTS		16	4	20%	20
WUESTHOFF MEDICAL CENTER-MELBOURNE			20	100%	20

COVID-19: testing by laboratory

Data through Aug 22, 2020 verified as of Aug 23, 2020 at 09:25 AM

Data in this report are provisional and subject to change.

The numbers in the table below represent the number of Florida and non-Florida residents for whom test results were received by the Department of Health. A person can be tested by more than one laboratory and can have both positive and negative results. **Therefore, the sum of the numbers in each column will be larger than the total number of people tested.**

Reporting lab	Inconclusive	Negative	Positive	Percent positive	Total
ST. CLOUD HOSPITAL		20			20
OUT OF STATE		14	6	30%	20
MOLECULAR TESTING LABS			20	100%	20
CENTRA CARE CONWAY			20	100%	20
LECONTE MEDICAL CENTER LAB		15	4	21%	19
MINUTECLINIC DIAGNOSTIC OF MICHIGAN, PC #8029		19			19
MINI ER AND URGENT CARE		1	18	95%	19
MED HEALTH SERVICES		18	1	5%	19
SUNQUEST		2	17	89%	19
INTEGRATED REGIONAL LABORATORIES - LARGO			19	100%	19
VA		15	4	21%	19
ADVENT HEALTH FISH MEMORIAL		2	17	89%	19
VAMC			19	100%	19
BAYFRONT HEALTH SPRING HILL		1	18	95%	19
MAYO CLINIC LABS - ROCHESTER SUPERIOR DRIVE		2	17	89%	19
PALO ALTO VA MEDICAL CENTER		1	17	94%	18
AMERICA FAMILY CARE		8	10	56%	18
BENTON PEDIATRICS INC		12	6	33%	18
STONE WASH CLINICAL LABORATORIES		2	16	89%	18
HEALTH FIRST-VIERA HOSPITAL			18	100%	18
AMELIA MEDICAL CARE			18	100%	18
AHSE ROP		18			18
NEW YORK STATE ELR - WESTCHESTER MEDICAL CENTER		18			18
JACKSON HEALTH SYSTEM			18	100%	18
DOCTORS MEMORIAL HOSPITAL		8	10	56%	18
NEW YORK STATE ELR - WILSON MEMORIAL REGIONAL MEDICAL CENTER		17	1	6%	18
NIGHT LITE PEDIATRICS WINTER GARDEN		9	9	50%	18
DOC SMILEY'S URGENT CARE		1	17	94%	18
INTERCOASTAL MEDICAL GROUP			18	100%	18
INTEGRITY LABORATORIES, LLC		5	12	71%	17
PROTEUS MOLECULAR AND CLINICAL LAB		11	6	35%	17
AMERICAN HEALTH ASSOCIATES OF TAMPA		2	15	88%	17
NEW YORK STATE ELR - QUEST DIAGNOSTICS INCORPORATED		14	3	18%	17
TPCA CLINICAL LABORATORIES		14	3	18%	17
NEW YORK STATE ELR - BROOKDALE UNIVERSITY HOSPITAL		16	1	6%	17
FHMG LAKE MARY PEDS		16	1	6%	17
CLEVELAND CLINIC FOUNDATION		9	8	47%	17
ST FRANCIS HOSPITAL		14	3	18%	17
XPRESS WELLNESS URGENT CARE			17	100%	17
WATSON CLINIC LLP SOUTH			17	100%	17
TGH		1	15	94%	16
MADISON CORE LABORATORIES		15	1	6%	16
LABCORP INC		3	13	81%	16
SEVEN RIVERS REGIONAL MEDICAL CENTER		4	12	75%	16
PRECISION HEALTH SOLUTIONS LAB			16	100%	16
RUSKIN HEALTH CENTER			16	100%	16
CONNECTICUT DEPARTMENT OF HEALTH		14	2	13%	16

COVID-19: testing by laboratory

Data through Aug 22, 2020 verified as of Aug 23, 2020 at 09:25 AM

Data in this report are provisional and subject to change.

The numbers in the table below represent the number of Florida and non-Florida residents for whom test results were received by the Department of Health. A person can be tested by more than one laboratory and can have both positive and negative results. **Therefore, the sum of the numbers in each column will be larger than the total number of people tested.**

Reporting lab	Inconclusive	Negative	Positive	Percent positive	Total
QUEST DIAGNOSTICS NICHOLS INSTITUTE - SJC (LPP)		11	5	31%	16
ELLENTON URGENT CARE			16	100%	16
ADVENTHEALTH PALM COAST			16	100%	16
LABCORP - CLEARWATER		3	13	81%	16
SUNTREE INTERNAL MEDICINE		16			16
NEW YORK STATE ELR - LENOX HILL HOSPITAL		13	2	13%	15
NEW YORK STATE ELR - ROCHESTER GENERAL HOSPITAL LABORATORY		14	1	7%	15
NORTH SHORE UNIVERSITY HOSPITAL LABORATORY		14	1	7%	15
TIDE LABORATORIES		4	11	73%	15
EAST ALABAMA MEDICAL CENTER LABORATORY		11	4	27%	15
QUESTDIAGNOSTICS INCORPORATED		1	14	93%	15
CLINICAL PATHOLOGY LABS		1	14	93%	15
COASTAL LABORATORIES		3	12	80%	15
JAMES A. HALEY VETERANS' HOSPITAL			15	100%	15
QUEST DIAGNOSTICS INCORPORATED			15	100%	15
DIATHERIX		13	2	13%	15
MAGNOLIA DIAGNOSTIC			15	100%	15
FLORIDA DEPARTMENT OF HEALTH		10	5	33%	15
PARK WEST MEDICAL CENTER		14	1	7%	15
HEALTH CENTRAL HOSPITAL			14	100%	14
MEDCOMP SCIENCES			14	100%	14
PATHGROUP			14	100%	14
POARCH BANC CREEK INDIANS TRIBAL HEALTH DEPARTMENT			14	100%	14
MILLENNIUM PHYSICIAN GROUP LCC			14	100%	14
LABORATORY OF FLORIDA			14	100%	14
GOLDEN GATE FAMILY CLINIC			14	100%	14
WHITE WILSON MEDICAL CENTER CLINIC			14	100%	14
SEMINOLE COUNTY HEALTH DEPARTMENT		13	1	7%	14
BAYFRONT HEALTH PORT CHARLOTTE			14	100%	14
ADVENTHEALTH CENTRA CARE CARROLLWOOD			13	100%	13
NEW YORK STATE ELR - ERIE COUNTY MEDICAL CTR CLINICAL LABS		13			13
TYNDALL AFB			13	100%	13
MINUTECLINIC DIAGNOSTIC OF RHODE ISLAND, LLC #1544		13			13
ORLANDO HEALTH		2	11	85%	13
NEW YORK STATE ELR - BRONX LEBANON HOSPITAL-MEDICAL CENTER		12	1	8%	13
BAPTIST SOUTH MEDICAL CENTER		2	11	85%	13
REDITUS LABORATORIES			13	100%	13
XERA MED RESEARCH			13	100%	13
SOUTHEAST FAMILY HEALTHCARE CENTER			13	100%	13
TALLAHASSEE PRIMARY CARE ASSOC, PA		12	1	8%	13
DEPARTMENT OF VETERANS AFFAIRS MEDICAL CENTER			13	100%	13
NEW YORK STATE ELR - SARATOGA HOSPITAL LABORATORY		11	1	8%	12
TOTAL RENAL LABORATORIES INC		7	5	42%	12
FLORIDA STATE HOSPITAL			12	100%	12
DOH		1	11	92%	12
LEON CHD		12			12
ADVANCED URGENT CARE		10	2	17%	12

COVID-19: testing by laboratory

Data through Aug 22, 2020 verified as of Aug 23, 2020 at 09:25 AM

Data in this report are provisional and subject to change.

The numbers in the table below represent the number of Florida and non-Florida residents for whom test results were received by the Department of Health. A person can be tested by more than one laboratory and can have both positive and negative results. **Therefore, the sum of the numbers in each column will be larger than the total number of people tested.**

Reporting lab	Inconclusive	Negative	Positive	Percent positive	Total
UVMC MICROBIOLOGY		12			12
CONSOLIDATED LAB SERVICES		8	4	33%	12
ADVENTHEALTH MEDICAL GROUP		10	2	17%	12
ST VINCENTS MEDICAL CENTER RIVERSIDE NURSING		1	11	92%	12
FLORIDA DEPT OF HEALTH		4	8	67%	12
BROWARD DIALYSIS			12	100%	12
LAKE CITY VETERANS HOSPITAL			12	100%	12
TEN HEALTHCARE		2	10	83%	12
NADAL PEDIATRICS - VICTORIA STREET (3385)			12	100%	12
PALM BEACH PATHOLOGY		9	2	18%	11
WESTPAC LABS		1	10	91%	11
PPD		9	2	18%	11
INDIAN RIVER MEDICAL CENTER		11			11
ALLIANCE PEDIATRICS			11	100%	11
DELRAY MEDICAL CENTER LAB			11	100%	11
SELECT REFERENCE LABORATORIES, LLC			11	100%	11
EMPIRE CITY LABORATORIES INC		1	10	91%	11
AMERICAN ESOTERIC LABORATORIES			11	100%	11
UPMC CHAUTAUQUA AT WCA LABORATORY		11			11
BAYCARE OUTREACH LABORATORY SERVICES		1	10	91%	11
FUNGAL REFERENCE LABORATORY		11			11
SHELBY COUNTY HEALTH CARE CORPORATION		8	3	27%	11
ACHS		2	9	82%	11
BOND CLINIC			11	100%	11
SUNCOAST COMMUNITY HEALTH CENTERS PEDIATRICS		6	5	45%	11
FLORIDA COMMUNITY HEALTH CENTER OF ST. LUCIE			11	100%	11
ESCAMBIA COMMUNITY CLINIC			11	100%	11
LAB INTERMARKET FACILITY LAB			11	100%	11
MINUTE CLINIC INCORPORATE		10	1	9%	11
MEDICAL LABORATORY DIAGNOSTICS			10	100%	10
PROMEDICA LABORITORIES		9	1	10%	10
NEW YORK STATE ELR - NEW YORK CITY DEPARTMENT OF HEALTH & MENTAL		9	1	10%	10
PERSONALIZED GENETIC TESTING			10	100%	10
LABCORP - MIAMI		4	6	60%	10
LAKE BALDWIN CBOC		9	1	10%	10
VENICE REGIONAL MEDICAL CENTER			10	100%	10
NEW YORK STATE ELR - CATHOLIC HEALTH SERVICES REGIONAL LABORATORY		8	2	20%	10
CORE LABORATORY		1	9	90%	10
KEY PRIMARY CASE			10	100%	10
HIGHLANDS MEDICAL CENTER		10			10
CENTRA CARE – SOUTH ORANGE		6	4	40%	10
DYNAMIC DNA LAB		1	9	90%	10
JACKSON NORTH MEDICAL CENTER		1	9	90%	10
BROWARD HEALTH CARE			10	100%	10
BioReference Laboratories, Inc			10	100%	10
PENSACOLA PEDIATRICS		3	7	70%	10
DOCTORS MEMORIAL FAMILY MEDICINE			10	100%	10

COVID-19: testing by laboratory

Data through Aug 22, 2020 verified as of Aug 23, 2020 at 09:25 AM

Data in this report are provisional and subject to change.

The numbers in the table below represent the number of Florida and non-Florida residents for whom test results were received by the Department of Health. A person can be tested by more than one laboratory and can have both positive and negative results. **Therefore, the sum of the numbers in each column will be larger than the total number of people tested.**

Reporting lab	Inconclusive	Negative	Positive	Percent positive	Total
PARKWEST MEDICAL CENTER		9	1	10%	10
NEW JERSEY DEPARTMENT OF HEALTH COMMUNICABLE DISEASE SERVICE		3	7	70%	10
PHYSICIANS STAT			10	100%	10
NEW YORK STATE ELR - VASSAR BROTHERS MEDICAL CENTER LABORATORY		9			9
ADVENTHEALTH ZEPHYRHILLS			9	100%	9
TREE HOUSE PEDIATRICS		9			9
BAY PINES VA		1	8	89%	9
INTERLACHEN PEDIATRICS		6	3	33%	9
ADVENT HEALTH SEBRING			9	100%	9
Diatherix Laboratories, LLC		3	6	67%	9
CENTRA CARE – SAND LAKE			9	100%	9
HUNTINGTON HOSPITAL LABORATORY		8	1	11%	9
BAY CARE OCCUPATIONAL CLINIC			9	100%	9
KEYS MEDICAL GROUP			9	100%	9
NEW YORK STATE ELR - LOURDES HOSPITAL INC		9			9
NEW YORK STATE ELR - GOOD SAMARITAN HOSPITAL LABORATORY		9			9
ACADIAN DIAGNOSTIC LABORATORIES		8	1	11%	9
MICHIGAN DEPARTMENT OF HEALTH AND HUMAN SERVICES			9	100%	9
GENEDX		6	3	33%	9
FLORIDA HOSPITAL LABS			9	100%	9
NEW YORK STATE ELR - ST PETER'S BENDER LABORATORY		8			8
ST. JOSEPH HOSPITAL AND HEALTH CARE INC.			8	100%	8
STATE LAB		1	7	88%	8
THE COMMONWEALTH OF MASSACHUSETTS			8	100%	8
NEW YORK STATE ELR - JAMES J PETERS VA MEDICAL CENTER		6	2	25%	8
GENEUS DIAGNOSTICS			8	100%	8
COMMUNITY HEALTH CENTER		2	6	75%	8
ADVENTHEALTH CENTRA CARE LAKE MARY		2	6	75%	8
ABBOTT			8	100%	8
X-GENE MOLECULAR LABS		1	7	88%	8
NEIGHBORHOOD MEDICAL CENTER		8			8
NORTH CAROLINA DEPARTMENT OF HEALTH & HUMAN SERVICES			8	100%	8
AFC URGENT CARE			8	100%	8
BRANCH MEDICAL CLINIC			8	100%	8
LEE MEMORIAL HEALTH PARK LAB			8	100%	8
BAYONET POINT MEDICAL CENTER			8	100%	8
UMHC/SYLVESTER AT KENDALL		1	7	88%	8
WOLFSON (USE BAPTIST)			8	100%	8
SYLVESTER AT PLANTATION LABORATORY		7	1	13%	8
NEW YORK STATE ELR - NORTH CENTRAL BRONX HOSP		7	1	13%	8
BAYCARE LABORATORIES			8	100%	8
PRATTVILLE BAPTIST HOSPITAL		7	1	13%	8
DOCTOR'S IN HOUSE LAB			8	100%	8
ST VINCENT'S EAST LABORATORY		7	1	13%	8
SPORTS DRUG TESTING LABORATORY			8	100%	8
CENTRA CARE-LBV			7	100%	7
ROCKLEDGE			7	100%	7

COVID-19: testing by laboratory

Data through Aug 22, 2020 verified as of Aug 23, 2020 at 09:25 AM

Data in this report are provisional and subject to change.

The numbers in the table below represent the number of Florida and non-Florida residents for whom test results were received by the Department of Health. A person can be tested by more than one laboratory and can have both positive and negative results. **Therefore, the sum of the numbers in each column will be larger than the total number of people tested.**

Reporting lab	Inconclusive	Negative	Positive	Percent positive	Total
CANTON-POTSDAM HOSPITAL LABORATORY		7			7
CLEVELAND CLINIC			7	100%	7
NORTHWELL HEALTH PLAINVIEW HOSPITAL LABORATORY		5	2	29%	7
FLORIDA CLINICAL LAB			7	100%	7
COMMUNITY HEALTH NORTHWEST FLORIDA			7	100%	7
NORTH BAY HOSPITAL			7	100%	7
CVS PHARMACY, INC DBA CVS/PHARMACY #5685		7			7
BIOFIRE			7	100%	7
NEW YORK PRESBYTERIAN - ALLEN HOSPITAL		7			7
LONGLEAF DIAGNOSTIC LABORATORIES		2	5	71%	7
ARCHBOLD MEMORIAL HOSPITAL/LAB		3	4	57%	7
ST CATHERINE OF SIENA HOSPITAL		7			7
NEW YORK STATE ELR - LABORATORY ALLIANCE OF CENTRAL NEW		7			7
FLORIDA DEPARTMENT OF HEALTH IN HILLSBOROUGH COUNTY			7	100%	7
SOUTHEAST ALABAMA MEDICAL CENTER			7	100%	7
NO NAME		5	2	29%	7
FLORIDA DEPARTMENT OF HEALTH IN LAKE COUNTY		3	4	57%	7
HEALTHMARK REGIONAL HOSPITAL LAB		3	4	57%	7
BOZEMAN HEALTH DEACONESS HOSPITAL		4	3	43%	7
UNIVERSITY HOSPITAL - STONY BROOK EASTERN		7			7
ORMOND BEACH CENTRA CARE			7	100%	7
NORTHWEST FLORIDA COMMUNITY HOSPITAL		1	6	86%	7
NOAH CLINICAL LABORATORY			7	100%	7
WATSON CLINIC LLP MAIN			7	100%	7
PECONIC BAY MEDICAL CENTER LABORATORY		6	1	14%	7
MHHS All Lab Subsection		7			7
NEW YORK STATE ELR - HUDSON VALLEY HOSPITAL CENTER LABORATORY		6	1	14%	7
STATEN ISLAND UNIVERSITY HOSPITAL-POUCH		6			6
ACH			6	100%	6
LONGWOOD FAMILY PRACTICE		6			6
LEE MEMORIAL LAB GULF COAST			6	100%	6
ADVENTHEALTH PEDIATRICS/LAKE MARY PEDS		5	1	17%	6
HEART OF FLORIDA HMA			6	100%	6
BAYCARE MEDICAL GROUP INC			6	100%	6
FLORIDA HOSPITAL KISSIMMEE		4	2	33%	6
GENE STREET LABORATORIES, LLC		6			6
Maury Regional Hospital		4	2	33%	6
LAB CORP OF AMERICA		2	4	67%	6
LEE COUNTY HEALTH DEPARTMENT		4	2	33%	6
ADVENTHEALTH CENTRA CARE ORMOND BEACH			6	100%	6
NEW YORK STATE ELR - JAMAICA HOSPITAL MEDICAL CENTER		6			6
PATHOGENIUS LABORATORIES		2	4	67%	6
BIOCEPT			6	100%	6
LABCORP NEW PORT RICHEY			6	100%	6
MONTEFIORE NEW ROCHELLE HOSPITAL		6			6
CREATIVE TESTING SOLUTIONS			6	100%	6
SPECIALITY LABORATORIES,INC		5	1	17%	6

COVID-19: testing by laboratory

Data through Aug 22, 2020 verified as of Aug 23, 2020 at 09:25 AM

Data in this report are provisional and subject to change.

The numbers in the table below represent the number of Florida and non-Florida residents for whom test results were received by the Department of Health. A person can be tested by more than one laboratory and can have both positive and negative results. **Therefore, the sum of the numbers in each column will be larger than the total number of people tested.**

Reporting lab	Inconclusive	Negative	Positive	Percent positive	Total
MASSACHUSETTS GENERAL HOSPITAL		1	5	83%	6
TAMIAMI LAB MILLENIUM			6	100%	6
COVANCE CENTRAL LABORATORY			6	100%	6
BROOKWOOD BAPTIST MEDICAL CENTER		6			6
QUOTIENT SCIENCES			6	100%	6
HEALTH CARE LABORATORY SERVICES			6	100%	6
DOCTOR'S IN HOUSE LABORATORY			6	100%	6
LABCORP BURLINGTON CYTO		5	1	17%	6
TRUE HEALTH DIAGNOSTICS		1	5	83%	6
FLORIDA WOMAN CARE LABORATORY			6	100%	6
ST JOSEPH HOSPITAL		5	1	17%	6
ST ELIZABETH MEDICAL CENTER LABORATORY		6			6
MICHIGAN DEPARTMENT OF COMMUNITY HEALTH		1	5	83%	6
UNKNOWN LAB			5	100%	5
DCH REGIONAL MEDICAL CENTER LABORATORY		5			5
CHILDREN'S HOSPITAL OF PHILADELPHIA		5			5
XRL SXF REF LAB		5			5
LABCORP - NAPLES			5	100%	5
AEL KNOXVILLE			5	100%	5
BIOTECH			5	100%	5
DOH JACKSONVILLE CENTRAL LABORATORY		3	2	40%	5
ASCENSION ST. VINCENT'S PRIMARY CARE			5	100%	5
Point of Care Testing			5	100%	5
ST ANTHONY NORTH			5	100%	5
MANATEE PEDIATRICS			5	100%	5
LABCORP DIAGNOSTICS-MIAMI		2	3	60%	5
Cleveland Clinic Laboratories		1	4	80%	5
LEHIGH VALLEY HOSPITAL		3	2	40%	5
LAWTON CHILES HEALTH CENTER			5	100%	5
COMMUNITY HEALTH OF SOUTH FLORIDA			5	100%	5
BROWARD COUNTY HEALTH DEPT.			5	100%	5
FLOWERS HOSPITAL		1	4	80%	5
INDIAN RIVER CHD VERO BEACH		4	1	20%	5
BOCA RATON REGIONAL HOSPITAL LAB			5	100%	5
ADVENTHEALTH CENTRA CARE DAYTONA BEACH			5	100%	5
AIM LABORATORIES			5	100%	5
NEW YORK STATE ELR - SOUTHSIDE HOSPITAL NORTHWELL HEALTH LABORATORY		4	1	20%	5
UPMC HEALTH SYSTEM		4	1	20%	5
COLORADO DEPARTMENT OF PUBLIC HEALTH AND ENVIRONMENT			5	100%	5
TMH PHYSICIAN PARTNERS - MONTICELLO		5			5
TOTAL ACCESS URGENT CARE			5	100%	5
JFK MEDICAL CENTER NORTH LAB			5	100%	5
CENTRA CARE – APOPKA			5	100%	5
LAKELAND REGIONAL HEALTH			5	100%	5
SANTA ROSA MEDICAL CENTER CLINICAL LAB		2	3	60%	5
DALE MEDICAL CENTER		2	3	60%	5
NICHOLS INSTITUTE QUEST DIAGNOSTICS		2	3	60%	5

COVID-19: testing by laboratory

Data through Aug 22, 2020 verified as of Aug 23, 2020 at 09:25 AM

Data in this report are provisional and subject to change.

The numbers in the table below represent the number of Florida and non-Florida residents for whom test results were received by the Department of Health. A person can be tested by more than one laboratory and can have both positive and negative results. **Therefore, the sum of the numbers in each column will be larger than the total number of people tested.**

Reporting lab	Inconclusive	Negative	Positive	Percent positive	Total
ARNOT OGDEN MEDICAL CENTER LABORATORY		5			5
THE VILLAGES CLINICAL LAB		4	1	20%	5
FRANCES WARDE MEDICAL LABORATORY		2	3	60%	5
CHEMISYS LABORATORIES			5	100%	5
MINUTE CLINIC LLC #2216		5			5
METRO KNOXVILLE HMA		4			4
LINCOLN MEDICAL AND MENTAL HEALTH CENTER		4			4
PRECISION LABS LLC		1	3	75%	4
OKLAHOMA STATE UNIVERSITY DIAGNOSTIC LAB			4	100%	4
PRIMARY CARE OF THE TREASURE COAST			4	100%	4
CAPITAL HEALTH PLAN LABORATORIES			4	100%	4
NEW YORK STATE ELR - SAMARITAN HOSPITAL LABORATORY		4			4
MINUTECLINIC DIAGNOSTIC OF TEXAS, LLC		4			4
FISHERMEN'S HOSPITAL			4	100%	4
ADVENTHEALTH CENTRA CARE BRANDON			4	100%	4
QUEST DIAGNOSTIC INC TECHINICAL			4	100%	4
AURORA DIAGNOSTICS			4	100%	4
NEW HAMPSHIRE DEPARTMENT OF HEALTH AND HUMAN SERVICES		3	1	25%	4
BAY CARE			4	100%	4
QUEST DIAGNOSTIC			4	100%	4
GENUS3		1	3	75%	4
METROPOLITAN HOSPITAL CENTER		4			4
MISSOURI DEPARTMENT OF HEALTH AND SENIOR SERVICES			4	100%	4
NEW YORK STATE ELR - BROOKLYN HOSPITAL CENTER DOWNTOWN CAMPUS		4			4
MEDLOGIC, LLC		1	3	75%	4
QUEST DIAGNOSTICS- MELBOURNE			4	100%	4
DTR LABS		3	1	25%	4
MALABAR/ADVENT CENTRA CARE			4	100%	4
EXPRESS TESTING-ONE			4	100%	4
FINLAY C. LABORATORY		3	1	25%	4
VA GULF COAST VETERANS HEALTH CARE SYSTEM			4	100%	4
BEAUMONT LABORATORY			4	100%	4
GENUS DIAGNOSTICS			4	100%	4
BAPTIST MEDICAL CENTER EAST		2	2	50%	4
BAPTIST MEDICAL PLAZA AT DORAL URGENT CARE CENTER		4			4
BIO-REFERENCE LABORATORIES			4	100%	4
DORAL URGENT CARE			4	100%	4
ST VINCENT'S CHILTON		3	1	25%	4
DAVITA LABORATORY		4			4
STATEN ISLAND UNIVERSITY HOSPITAL SEGUINE AVE		4			4
COVENIENT CARE MEDICAL CLINIC			4	100%	4
SOUTHWESTERN REGIONAL MEDICAL CENTER - TULSA		4			4
THOMAS JEFFERSON UNIVERSITY HOSPITAL		4			4
INTERMARKET FACILITY			4	100%	4
AMEERAH LABS			4	100%	4
PEDIATRIC HEALTH CARE ALLIANCE			4	100%	4
HEALTHQUEST LABORATORIES			4	100%	4

COVID-19: testing by laboratory

Data through Aug 22, 2020 verified as of Aug 23, 2020 at 09:25 AM

Data in this report are provisional and subject to change.

The numbers in the table below represent the number of Florida and non-Florida residents for whom test results were received by the Department of Health. A person can be tested by more than one laboratory and can have both positive and negative results. **Therefore, the sum of the numbers in each column will be larger than the total number of people tested.**

Reporting lab	Inconclusive	Negative	Positive	Percent positive	Total
NORTHSHORE UNIVERSITY HEALTHSYSTEM EVANSTON HOSPITAL LAB			4	100%	4
ILLINOIS DEPT OF PUBLIC HEALTH LAB - SPRINGFIELD			4	100%	4
IRL MARKET LAB			4	100%	4
BAY VIEW HEALTHCARE		4			4
METHODIST MEDICAL CENTER		3	1	25%	4
TA LABCORP TAMPA			4	100%	4
EMERGENCY MEDICAL CENTER			4	100%	4
NEWYORK-PRESBYTERIAN/ LAWRENCE HOSPITAL LABORATORY		4			4
EMERALD COAST URGENT CARE			4	100%	4
STATEN ISLAND UNIVERSITY HOSPITAL		4			4
FAMILY HEALTH CENTERS OF SWF LABS			3	100%	3
KEY WEST URGENT CARE, INC		3			3
LABCORP RARITAN		3			3
JOHNS HOPKINS MEDICAL LABORATORIES		1	2	67%	3
JACKSON SOUTH COMMUNITY HOSPITAL LAB			3	100%	3
WAKEMED		1	2	67%	3
VA OUTPATIENT			3	100%	3
IOWA DEPARTMENT OF PUBLIC HEALTH			3	100%	3
CENTRA CARE – LAKE NONA		1	2	67%	3
BAYFRONT HEALTH PUNTA GORDA			3	100%	3
QUATRACOR PLLC		3			3
DOCTOR’S IN-HOUSE LAB/COMMUNITY HEALTH CENTERS OF PINELLAS –PINELLAS P			3	100%	3
QUEST ELR		2	1	33%	3
COMMUNITY HEALTH CENTERS OF PINELLAS, INC.			3	100%	3
WOODHULL MEDICAL AND MENTAL HEALTH CTR		3			3
ILLINOIS DEPARTMENT OF PUBLIC HEALTH			3	100%	3
PALMS WEST HOSPITAL			3	100%	3
SAMARITAN MEDICAL CENTER		3			3
PALM BEACH COUNTY HEALTH DEPARTMENT LABORATORY			3	100%	3
NAPHCARE, INC.			3	100%	3
SOUTH GEORGIA MEDICAL CENTER			3	100%	3
VIRGINIA DIVISION OF CONSOLIDATED LABORATORIES			3	100%	3
NORTH NAPLES HOSPITAL RESPIRATORY THERAPY DEPARTMENT			3	100%	3
CVS PHARMACY # 10423		3			3
WESLEY CHAPEL INTERNAL MEDICINE AND PEDIATRICS			3	100%	3
TIMBER RIDGE LABORATORY			3	100%	3
VIRTUA VOORHEES HOSPITAL		3			3
FLORIDA HOSPITAL			3	100%	3
ST LUKES HOSPITAL LABORATORY		2	1	33%	3
PUBLIC HEALTH LAB		3			3
PENNSYLVANIA DEPARTMENT OF HEALTH BUREAU OF LABORATORIES			3	100%	3
MARSHALL MEDICAL CENTER SOUTH LAB		2	1	33%	3
LAKE WALES MEDICAL CENTER INC			3	100%	3
SIGNATURE CARE PFLUGERVILLE			3	100%	3
WALGREENS #5317		3			3
SUNCOAST URGENT CARE			3	100%	3
ALACHUA COUNTY HEALTH DEPARTMENT			3	100%	3

COVID-19: testing by laboratory

Data through Aug 22, 2020 verified as of Aug 23, 2020 at 09:25 AM

Data in this report are provisional and subject to change.

The numbers in the table below represent the number of Florida and non-Florida residents for whom test results were received by the Department of Health. A person can be tested by more than one laboratory and can have both positive and negative results. **Therefore, the sum of the numbers in each column will be larger than the total number of people tested.**

Reporting lab	Inconclusive	Negative	Positive	Percent positive	Total
GULF COAST MEDICAL GROUP			3	100%	3
WALGREENS #03413		2	1	33%	3
TROY REGIONAL MEDICAL CENTER		2	1	33%	3
SSM HEALTH ST LOUIS MICROBIOLOGY LABORATORY		1	2	67%	3
NOVANT HEALTH INPATIENT CARE			3	100%	3
FLORIDA CLINICAL LABORATORY - BIOREFERENCE LABORATORIES		2	1	33%	3
BIODESIX, INC.		3			3
BEEBE MEDICAL CENTER LABORATORY		3			3
DEACONESS HOSPITAL			3	100%	3
NORTH BROWARD HOSPITAL DISTRICT HEALTHCARE FOR THE HOMELESS			3	100%	3
BARONESS ERLANGER HOSPITAL		3			3
CALHOUN LIBERTY HOSPITAL			3	100%	3
INTERMOUNTAIN CENTRAL LAB		1	2	67%	3
CELAL GUROL ERBAY, MD			3	100%	3
SHELBY BAPTIST MEDICAL CENTER		1	2	67%	3
ACCESS HEALTH CARE		2	1	33%	3
ADVENT HEALTH NEW SMYRNA BEACH			3	100%	3
PINELLAS COUNTY HEALTH DEPARTMENT		2	1	33%	3
MONTEFIORE ST LUKE'S CORNWALL HOSPITAL		2	1	33%	3
DOCTORS URGENT CARE			3	100%	3
BAYCARE OUTREACH LABORATORY HOSPITAL			3	100%	3
JOE DIMAGGIO CHILDREN'S HOSPITAL		1	2	67%	3
NEW YORK STATE ELR - LONG ISLAND JEWISH MED CTR		3			3
CENTRAL FLORIDA HEALTH CARE INC			3	100%	3
ADVENTHEALTH CENTRA CARE CITRUS PARK			3	100%	3
NORTHERN DUTCHESS HOSPITAL LABORATORY		3			3
CORAL GABLES HOSPITAL			3	100%	3
MIAMI CANCER INSTITUTE			3	100%	3
NEW YORK STATE ELR - ORANGE REGIONAL MEDICAL CENTER LABORATORY		3			3
PRECISION GENETICS			3	100%	3
NEW YORK STATE ELR - JACOBI MEDICAL CENTER		3			3
CENTRA CARE HUNTER'S CREEK			3	100%	3
DOH-TAMPA BRANCH LABORATORY (MLK BLVD)			3	100%	3
AMERICAN FAMILY CARE- ORANGE BEACH			3	100%	3
FAST TRACK URGENT CARE CENTER - WESTCHASE			3	100%	3
EISENHOWER ARMY MEDICAL CENTER			3	100%	3
ROCKEFELLER UNIVERSITY CLINICAL GENOMICS LABORATOR		2			2
UK HEALTHCARE			2	100%	2
NEW YORK STATE ELR - GLENS FALLS HOSPITAL DEPARTMENT OF PATHOLOGY		2			2
VERMONT DEPARTMENT OF HEALTH LABORATORY		1	1	50%	2
UNIVERSITY OF WASHINGTON MEDICAL CENTER			2	100%	2
BAYFRONT MEDICAL			2	100%	2
QUEST DIAGNOSTICS-OCALA-SE 3RD		2			2
WALGREENS NO 09204		2			2
CONNECTDX			2	100%	2
LABCORP - OHIO			2	100%	2
CELERION			2	100%	2

COVID-19: testing by laboratory

Data through Aug 22, 2020 verified as of Aug 23, 2020 at 09:25 AM

Data in this report are provisional and subject to change.

The numbers in the table below represent the number of Florida and non-Florida residents for whom test results were received by the Department of Health. A person can be tested by more than one laboratory and can have both positive and negative results. **Therefore, the sum of the numbers in each column will be larger than the total number of people tested.**

Reporting lab	Inconclusive	Negative	Positive	Percent positive	Total
NEBRASKA MEDICAL CENTER			2	100%	2
UCLA HEALTHCARE CLINICAL LABS			2	100%	2
LEESBURG REGIONAL MEDICAL CENTER		1	1	50%	2
LOWELL GENERAL HOSPITAL			2	100%	2
QUEST DIAGNOSTICS-OCALA-SW HIGHWAY 200		2			2
RIVERSIDE MEDICAL GROUP		1	1	50%	2
KETTERING HEALTH			2	100%	2
NEW YORK STATE ELR - BELLEVUE HOSPITAL CENTER DEPARTMENT		2			2
ST CHARLES HOSPITAL LABORATORY		2			2
NEW YORK STATE DEPARTMENT OF HEALTH		1	1	50%	2
NEW YORK STATE ELR - AUBURN COMMUNITY HOSPITAL		2			2
ST PETERSBURG PEDIATRICS-EAST BAY			2	100%	2
NEW YORK STATE ELR - COLUMBIA MEMORIAL HOSPITAL LABORATORY		2			2
LINCOLN DIAGNOSTIC LAB		2			2
MAILBOX DIAGNOSTICS		1	1	50%	2
LABCORP - BRANDON		2			2
HEALTH FIRST IBM-UX			2	100%	2
WHOLE CHILD PEDIATRICS			2	100%	2
NORTH FLORIDA PEDIATRICS JASPER			2	100%	2
MONTANA PUBLIC HEALTH LAB			2	100%	2
NEW YORK STATE ELR - ERIE COUNTY PUBLIC HEALTH CLINICAL		2			2
NOT INDICATED			2	100%	2
OHIO DEPARTMENT OF HEALTH LABORATORY		2			2
MADISON COUNTY MEMORIAL HOSP		1	1	50%	2
MINUTECLINIC DIAGNOSTIC OF RHODE ISLAND, LLC #590		2			2
MAYO			2	100%	2
ADVANCED URGENT CARE CENTER OF THE UPPER KEYS			2	100%	2
UT MEMPHIS UNIVERSITY HEALTH SERVICES			2	100%	2
SANFORD REGIONAL HOSPITAL WORTHINGTON		2			2
THE UNIVERSITY OF VERMONT MEDICAL CENTER		2			2
RUSH UNIVERSITY MEDICAL CENTER LABORATORY			2	100%	2
ST. JOSEPH REGIONAL MEDICAL CENTER			2	100%	2
UC CORAL GABLES			2	100%	2
UAB		1	1	50%	2
ST JOSEPHS CHILDRENS HOSPITAL OUTREACH			2	100%	2
THOMAS LANGLEY			2	100%	2
ONSLOW MEMORIAL HOSPITAL LABORATORY		2			2
URGENT CARE TCMA			2	100%	2
GEORGIA DEPARTMENT OF PUBLIC HEALTH			2	100%	2
UNIVERSITY OF MIAMI			2	100%	2
UNIVERSITY OF CHICAGO MEDICAL CENTER LAB			2	100%	2
PREMIER LABORATORY SERVICES, LLC			2	100%	2
UNIVERSITY OF KANSAS MEDICAL CENTER			2	100%	2
SARASOTA MEMORIAL MEDICAL URGENT CARE CENTER			2	100%	2
TUFTS MEDICAL CENTER			2	100%	2
WALGREENS # 03852		2			2
BAY CARE LAB SERVICES/ST. ANTHONY'S HOSPITAL			2	100%	2

COVID-19: testing by laboratory

Data through Aug 22, 2020 verified as of Aug 23, 2020 at 09:25 AM

Data in this report are provisional and subject to change.

The numbers in the table below represent the number of Florida and non-Florida residents for whom test results were received by the Department of Health. A person can be tested by more than one laboratory and can have both positive and negative results. **Therefore, the sum of the numbers in each column will be larger than the total number of people tested.**

Reporting lab	Inconclusive	Negative	Positive	Percent positive	Total
EVERLYWELL		2			2
BLOUNT MEMORIAL HOSPITAL		2			2
BIRMINGHAM VAMC		1	1	50%	2
WALGREENS #07388		2			2
CAPE COD HOSPITAL			2	100%	2
JOHN D. ARCHBOLD MEM. HOSPITAL			2	100%	2
RICHMOND UNIVERSITY MEDICAL CENTER		1	1	50%	2
LAB CORP PHOENIX			2	100%	2
FLORIDA HEALTH CARE PLANS			2	100%	2
SHARP MEMORIAL HOSPITAL MICROBIOLOGY DEPT			2	100%	2
BAPTIST PRIMARY CARE		1	1	50%	2
GUTHRIE MEDICAL GROUP LABORATORIES		2			2
FCHC (OB)-DARWIN SQUARE CTR.			2	100%	2
CONEMAUGH MEMORIAL MEDICAL CENTER		2			2
COMPUNET CLINICAL LAB			2	100%	2
CVS PHARMACY, INC DBA CVS/PHARMACY #10581		2			2
ERIE COUNTY MEDICAL CTR CLINICAL LABS		2			2
GRAND ST PAUL CVS		2			2
VRL EUROFINs			2	100%	2
SPARROW CENTRAL LAB			2	100%	2
TREASURE COAST COMMUNITY HEALTH			2	100%	2
Cleveland Clinic Weston			2	100%	2
UNIVERSITY OF MARYLAND MEDICAL CENTER			2	100%	2
BFT LAB			2	100%	2
COLLIER COUNTY HEALTH DEPT.			2	100%	2
YORK HOSPITAL - LABORATORY			2	100%	2
PATIENT FIRST - ALLENTOWN			2	100%	2
AMERICAN MEDICAL LABORATORIES			2	100%	2
WALGREENS #6637		2			2
PIEDMONT HOSPITAL LAB			2	100%	2
PREMIER MEDICAL LABORATORY			2	100%	2
VIGILINT HEALTHCARE		1	1	50%	2
EXOSOME DIAGNOSTICS		2			2
TALLAHASSEE MEMORIAL HEALTHCARE FAMILY MED RESIDENCY			2	100%	2
RIVERVIEW REGIONAL MEDICAL CENTER		2			2
FAST TRACK URGENT CARE CENTER - BRANDON			2	100%	2
WALGREENS #09353		2			2
ALTRU DIAGNOSTICS INC			2	100%	2
INTERNAL MEDICINE ASSOCIATES-DUNELLON			2	100%	2
HOME ACCESS HEALTH			2	100%	2
SCDHEC BUREAU OF LABORATORIES			2	100%	2
JRS LABORATORY			2	100%	2
GATEWAY/ADVENT CENTRA CARE			2	100%	2
FLORIDA MEDICAL CLINIC PA		2			2
SOUTHEAST GEORGIA HEALTH SYSTEM			2	100%	2
GEISINGER MEDICAL CENTER		2			2
WALGREENS #10775		2			2

COVID-19: testing by laboratory

Data through Aug 22, 2020 verified as of Aug 23, 2020 at 09:25 AM

Data in this report are provisional and subject to change.

The numbers in the table below represent the number of Florida and non-Florida residents for whom test results were received by the Department of Health. A person can be tested by more than one laboratory and can have both positive and negative results. **Therefore, the sum of the numbers in each column will be larger than the total number of people tested.**

Reporting lab	Inconclusive	Negative	Positive	Percent positive	Total
WALGREENS #17132		2			2
VIRTUA MEMORIAL HOSPITAL BURLINGTON COUNTY			2	100%	2
MEDRITE			2	100%	2
ALABAMA DEPARTMENT OF PUBLIC HEALTH			2	100%	2
LAKE MARY KIDS CENTRA CARE			2	100%	2
WATAUGA MEDICAL CENTER		1	1	50%	2
PHYSICIANS LABORATORY SERVICES			2	100%	2
TITUSVILLE/ADVENT CENTRA CARE			2	100%	2
MIDMICHIGAN MEDICAL CENTER			2	100%	2
FLORIDA PEDIATRICS			2	100%	2
TANNER MEDICAL CENTER EAST AL		2			2
MI2297090CV HOLLAND-23D2189684		2			2
VIRACOR		1	1	50%	2
UNIVERSITY HOSPITAL			2	100%	2
UNIVERSITY HOSPITAL OF BROOKLYN		2			2
NORTH DAKOTA DEPT OF HEALTH MICROBIOLOGY			2	100%	2
FLORIDA CLINICAL LABORATORY INC			2	100%	2
ALVERNO CLINICAL LABORATORIES			2	100%	2
JACKSON LABORATORY OF GENOMIC MEDICINE		2			2
ALLIANCE LABS @LRMC			2	100%	2
NOVADX		2			2
MONROE COUNTY HOSPITAL		2			2
OMNI			2	100%	2
NLC LABS			2	100%	2
BETH ISRAEL DEACONESS MEDICAL CENTER			2	100%	2
NOVANT HEALTH GOHEALTH URGENT CARE-HARRISBURG			2	100%	2
CAPTAIN JAMES A. LOVELL FEDERAL HEALTHCARE CENTER			2	100%	2
QUEENS HOSPITAL CENTER		2			2
MEMORIAL SLOAN KETTERING CANCER CENTER		1	1	50%	2
NORTHERN LIGHT LABORATORY			2	100%	2
CAREWELL 301 - WARWICK			2	100%	2
HELIX DIAGNOSTICS			2	100%	2
LEGACY LABORATORY SERVICES			2	100%	2
QUEST DIAGNOSTICS INCORPORATED			2	100%	2
ADVANCED MEDICAL CARE			2	100%	2
CONSOLIDATED LABORATORY SERVICES			2	100%	2
FORT SANDERS REGIONAL LABORATORY		2			2
JOHNSON CITY MEDICAL CENTER		1	1	50%	2
GALEN BAYLOR EXTENSION		2			2
NEW YORK STATE ELR - LONG ISLAND JEWISH VALLEY STREAM		2			2
MINUTECLINIC DIAGNOSTIC		1	1	50%	2
ENGLEWOOD HOSPITAL AND MEDICAL CENTER			2	100%	2
ARNOLD PALMER HOSPITAL LABORATORY			2	100%	2
LABCORP PHOENIX			2	100%	2
LABCORP - STUART		1	1	50%	2
EXECUTIVE MEDICAL SERVICES		2			2
OHIO STATE UNIVERSITY MEDICAL CENTER			2	100%	2

COVID-19: testing by laboratory

Data through Aug 22, 2020 verified as of Aug 23, 2020 at 09:25 AM

Data in this report are provisional and subject to change.

The numbers in the table below represent the number of Florida and non-Florida residents for whom test results were received by the Department of Health. A person can be tested by more than one laboratory and can have both positive and negative results. **Therefore, the sum of the numbers in each column will be larger than the total number of people tested.**

Reporting lab	Inconclusive	Negative	Positive	Percent positive	Total
BIO-TECH CLINICAL LABORATORIES			2	100%	2
LABCORP - LEESBURG			2	100%	2
PCB CLINIC			2	100%	2
NEW YORK STATE ELR - NEW YORK PRESBYTERIAN-LOWER MANHATTAN		2			2
OMNICARE PHARMACY OFTEXAS 1, LP DBA OMNICARE		2			2
POINT WASHINGTON MEDICAL CLINIC			2	100%	2
OKLAHOMA STATE DEPARTMENT OF HEALTH-PUBLIC HEALTH LABORATORY			2	100%	2
LATE HOURS URGENT CARE			1	100%	1
LEESBURG FAMILY MEDICINE		1			1
LABCORP-PORT ST.LUCIE		1			1
QUEST DIAGNOSTICS INC		1			1
MILFORD REGIONAL HOSPITAL			1	100%	1
MISSOURI DEPARTMENT OF HEALTH AND SENIOR SERVICES - STATE PH LAB		1			1
POINT OF CARE			1	100%	1
KANSAS DEPARTMENT OF HEALTH			1	100%	1
LOYOLA UNIVERSITY MEDICAL CENTER LABORATORY			1	100%	1
MARSHFIELD LABORATORIES			1	100%	1
JOHN D. ARCHBOLD MEMORIAL HOSPITAL			1	100%	1
EDGAR PRICE FAMILY & CHILDREN HEALTHCARE CENTER			1	100%	1
FLORIDA GULF COAST UNIVERSITY			1	100%	1
SYNERGENE LABORATORY			1	100%	1
MEMORIAL HEALTH UNIVERSITY MEDICAL CENTER			1	100%	1
GENETIC ASSAYS INC			1	100%	1
FLORIDA HOSPITAL LAB			1	100%	1
BEAUMONT REFERENCE LABORATORY			1	100%	1
DSI LABORATORIES-NAPLES-7TH			1	100%	1
BELLIN HEALTH LAB			1	100%	1
FLORIDA DEPARTMENT OF HEALTH PALM BEACH COUNTY			1	100%	1
MDS PHARMA SERVICES		1			1
MD NOW URGENT CARE CENTER INC.			1	100%	1
MID FLORIDA COMMUNITY SERVICES			1	100%	1
REFERENCE LABORATORY			1	100%	1
FHCP-ORANGE CITY			1	100%	1
MERCY HEALTH—MUSKEGON		1			1
MEDICAL ARTS LABORATORY			1	100%	1
BAYCARE MEDICAL GROUP			1	100%	1
APS-SUMMIT CARE PHARMACY, LLC DBA OMNICARE		1			1
GENOVA DIAGNOSTICS LABORATORY			1	100%	1
BAPTIST HEALTH EXPRESS CARE AT KEY BISCAYNE			1	100%	1
FLORIDA DEPARTMENT OF HEALTH IN MIAMI DADE COUNTY			1	100%	1
RIVERSIDE METHODIST HOSPITAL LAB			1	100%	1
MERCY – NORTH IOWA			1	100%	1
GIFFORD MEMORIAL HOSPITAL		1			1
NATIONWIDE LABORATORY SERVICES		1			1
SUNRISE DIAGNOSTIC LABORATORY			1	100%	1
GEORGE SAFRAN MD PC		1			1
GALVESTON COUNTY HEALTH DISTRICT			1	100%	1

COVID-19: testing by laboratory

Data through Aug 22, 2020 verified as of Aug 23, 2020 at 09:25 AM

Data in this report are provisional and subject to change.

The numbers in the table below represent the number of Florida and non-Florida residents for whom test results were received by the Department of Health. A person can be tested by more than one laboratory and can have both positive and negative results. **Therefore, the sum of the numbers in each column will be larger than the total number of people tested.**

Reporting lab	Inconclusive	Negative	Positive	Percent positive	Total
GAMMA HEALTHCARE, INC		1			1
NAVAL BRANCH MEDICAL CLINIC			1	100%	1
TRINITAS REGIONAL MEDICAL CENTER			1	100%	1
CENTRA CARE KIDS WINTER PARK			1	100%	1
HIGHLANDS CLINICAL LABORATORY			1	100%	1
TAMPA GENERAL MEDICAL GROUP LABORATORY HEALTHPARK			1	100%	1
MONROE COUNTY HEALTH DEPARTMENT			1	100%	1
NORTHWEST FLORIDA CLINICAL LAB			1	100%	1
PALM SPRINGS GENERAL HOSPITAL			1	100%	1
SHANDS AT LAKE SHORE LAB			1	100%	1
OMNICARE PHARMACY OF TEXAS 1		1			1
FALMOUTH BY THE SEA			1	100%	1
PATHGROUP LABS, LLC			1	100%	1
SCIENCE CARE			1	100%	1
FIT4LIFE MEDICAL CENTER			1	100%	1
NORTH BROWARD MEDICAL CENTER			1	100%	1
ADVANCED URGENT CARE OF MARATHON			1	100%	1
SMITH NORTHVIEW HOSPITAL LAB			1	100%	1
NOT GIVEN			1	100%	1
NORTHERN WESTCHESTER HOSPITAL LABORATORY		1			1
KANA MEDICAL			1	100%	1
HARLEM HOSPITAL CENTER		1			1
WELLSNOW URGENT CARE		1			1
BIOMERIEUX			1	100%	1
WALGREENS #04834		1			1
RHODE ISLAND DEPARTMENT OF HEALTH			1	100%	1
MAGNOLIA ADULT, LLC			1	100%	1
PEACHEALTH LABORATORIES		1			1
LABCORP HOUSTON			1	100%	1
ACCESSLAB		1			1
WYOMING PUBLIC HEALTH LAB			1	100%	1
MARCO ISLAND HOSPITAL INC D/B/A			1	100%	1
UNIVERSITY HOSPITALS OF CLEVELAND			1	100%	1
UNIVERSITY OF MISSOURI HEALTH CARE			1	100%	1
URGENT CARE NEW SMYRNA BEACH			1	100%	1
UNITED HEALTHCARE			1	100%	1
NORTH SHORE HEMATOLOGY-ONCOLOGY ASSOCIATES, PC		1			1
CELEBRATION HOSPITAL			1	100%	1
PRORENATA LABS			1	100%	1
CALIFORNIA PUBLIC HEALTH LABORATORY			1	100%	1
WALGREENS # 7308		1			1
UTMB PATHOLOGY CLINICAL SERVICES LABORATORY			1	100%	1
GSM OCED Subsection			1	100%	1
MIAMI BEACH URGENT CARE			1	100%	1
SACRED HEART MEDICAL GROUP			1	100%	1
COLORADO DEPARTMENT OF HEALTH LABORATORY SERVICES DIVISION			1	100%	1
SCRIPPS CLINIC MEDICAL			1	100%	1

COVID-19: testing by laboratory

Data through Aug 22, 2020 verified as of Aug 23, 2020 at 09:25 AM

Data in this report are provisional and subject to change.

The numbers in the table below represent the number of Florida and non-Florida residents for whom test results were received by the Department of Health. A person can be tested by more than one laboratory and can have both positive and negative results. **Therefore, the sum of the numbers in each column will be larger than the total number of people tested.**

Reporting lab	Inconclusive	Negative	Positive	Percent positive	Total
CQUENTIA NGS, LLC			1	100%	1
ILLINOIS DEPT OF PUBLIC HEALTH LABS			1	100%	1
HORIZON MEDICAL CENTER			1	100%	1
BAPTIST ER TOWN CTR			1	100%	1
ST LUKES HOSPITAL			1	100%	1
ECLRS			1	100%	1
PARADIGM LABORATORIES			1	100%	1
BAYSHORE LABORATORY			1	100%	1
PARROTT MEDICAL CLINIC			1	100%	1
ADVANCED LABORATORY SERVICES			1	100%	1
PORT SAINT JOHN FAMILY PRACTICE			1	100%	1
PORT ST LUCIE REHABILITATION AND HEALTHCARE			1	100%	1
PARKWAY REGIONAL MEDICAL CENTER LAB			1	100%	1
CAROLINAS HEALTHCARE SYSTEM LAB			1	100%	1
PENN MEDICINE PRINCETON MEDICAL CENTER		1			1
INSPIRIT SENIOR LIVING			1	100%	1
DOCS URGENT CARE			1	100%	1
DEKALB MEDICAL CENTER LABORATORY			1	100%	1
POUDRE VALLEY HOSPITAL			1	100%	1
EXCEL URGENT CARE OF NJ			1	100%	1
CARL R DARNALL ARMY MEDICAL CENTER			1	100%	1
ST. LUCIE COUNTY HEALTH DEPARTMENT		1			1
PROGENESIS INC			1	100%	1
ALLIANCE LABORATORY SERVICES			1	100%	1
WALGREENS #04417		1			1
US LABORATORIES			1	100%	1
APPALACHIAN REGIONAL HEALTHCARE SYSTEM		1			1
AMERICAN FAMILY CARE			1	100%	1
AFFILIATED LABORATORIES INC			1	100%	1
ADVENTHEALTH CENTRA CARE - KID'S CARE			1	100%	1
ADVENTIST HINSDALE HOSPITAL LABORATORY			1	100%	1
WASHINGTON STATE DEPARTMENT OF HEALTH PUBLIC HEALTH LABORATORIES			1	100%	1
WELLINGTON WEST 100176			1	100%	1
WEST PACIFIC MEDICAL LABORATORY			1	100%	1
SUNY AT STONY BROOK			1	100%	1
AZALEA HEALTH			1	100%	1
BOSTON MEDICAL CENTER			1	100%	1
ST. LUKE'S HOSPITAL - BETHLEHEM CAMPUS		1			1
BROOKSVILLE REGIONAL HOSPITAL			1	100%	1
BRANDON OUTREACH CLINIC			1	100%	1
BARDMOOR LABORATORY			1	100%	1
HARMONY CLINIC			1	100%	1
HAWAII DEPARTMENT OF HEALTH LAB			1	100%	1
FAST TRACK URGENT CARE CENTER - SOUTH TAMPA			1	100%	1
TMH EC NORTHEAST LABORATORY			1	100%	1
FIRST CARE - MIDDLESBORO			1	100%	1
CBC LAB			1	100%	1

COVID-19: testing by laboratory

Data through Aug 22, 2020 verified as of Aug 23, 2020 at 09:25 AM

Data in this report are provisional and subject to change.

The numbers in the table below represent the number of Florida and non-Florida residents for whom test results were received by the Department of Health. A person can be tested by more than one laboratory and can have both positive and negative results. **Therefore, the sum of the numbers in each column will be larger than the total number of people tested.**

Reporting lab	Inconclusive	Negative	Positive	Percent positive	Total
MAINSTREET FAMILY CARE			1	100%	1
SPRING HILL REGIONAL HOSPITAL			1	100%	1
BLOOD SYSTEMS LABORATORIES			1	100%	1
MARINA DEL REY HOSPITAL LAB			1	100%	1
CAH ACQUISITION COMPANY 11 LLC			1	100%	1
MONTANA DEPARTMENT OF PUBLIC HEALTH & HUMAN SERVICES			1	100%	1
BAYLOR ESOTERIC AND MOLECULAR LAB			1	100%	1
ST. VINCENT HOSPITAL			1	100%	1
BAYLOR COLLEGE OF MEDICINE			1	100%	1
ST JOSEPH WOMENS HOSPITAL			1	100%	1
LUCID DIAGNOSTICS LABS			1	100%	1
MPG JACKSONVILLE ATLANTIC BLVD		1			1
CONEY ISLAND HOSPITAL		1			1
CITRUS PARK			1	100%	1
VETERANS OUTPATIENT CLINIC			1	100%	1
DELAWARE DIAGNOSTICS LABS			1	100%	1
CVS/PHARMACY #12000		1			1
CVS/PHARMACY #10373		1			1
AVERA ST. MARY'S HOSPITAL			1	100%	1
CATHOLIC HEALTH SYSTEM DEPT LABORATORY		1			1
WILLIAM A HINTON STATE LABORATORY INSTITUTE			1	100%	1
VISITING PHYSICIANS ASSOCIATION LABORATORY		1			1
CHIEFLAND MEDICAL CENTER			1	100%	1
MARYLAND DEPARTMENT OF HEALTH AND MENTAL HYGIENE			1	100%	1
STEWART ST ELIZABETH MEDICAL CENTER			1	100%	1
AFC PATRIOT URGENT CARE			1	100%	1
VELOCITY CARE			1	100%	1
CGH MEDICAL CENTER			1	100%	1
UNKNOWN - MI			1	100%	1
LABCORP - DAYTONA BEACH			1	100%	1
UW HOSPITAL AND CLINICS			1	100%	1
Walker BaptistMedCtr			1	100%	1
COASTAL MEDICAL LAB			1	100%	1
ARKANSAS DEPARTMENT OF HEALTH			1	100%	1
CEDARS-SINAI MEDICAL CENTER			1	100%	1
NORDX			1	100%	1
ACCESS HEALTH CARE PHYSICIANS			1	100%	1
Mt Sinai Aventura			1	100%	1
HARTFORD HOSPITAL ANCILLARY LAB		1			1
LABCORP SOUTH CHARLESTON			1	100%	1
BAYCARE OUTREACH LAB			1	100%	1
SUNY UPSTATE MEDICAL UNIVERSITY			1	100%	1
BAYCARE ALLIANT HOSPITAL			1	100%	1
LABCORP LAFAYETTE		1			1
UNIVERSITY OF IOWA HOSPITALS & CLINICS			1	100%	1
LABCORP - HOLLYWOOD			1	100%	1
CAREWELL JW - WORCESTER LNC			1	100%	1

COVID-19: testing by laboratory

Data through Aug 22, 2020 verified as of Aug 23, 2020 at 09:25 AM

Data in this report are provisional and subject to change.

The numbers in the table below represent the number of Florida and non-Florida residents for whom test results were received by the Department of Health. A person can be tested by more than one laboratory and can have both positive and negative results. **Therefore, the sum of the numbers in each column will be larger than the total number of people tested.**

Reporting lab	Inconclusive	Negative	Positive	Percent positive	Total
THE CHILDREN'S HOSPITAL OF PHILADELPHIA		1			1
CAROMONT HEALTH			1	100%	1
CFCH - FROSTPROOF			1	100%	1
PRACTICE MANAGEMENT OF AMERICA, INC.			1	100%	1
GENETRAIT LABORATORIES			1	100%	1
ORMC-ARDEN/EOI			1	100%	1
HYDE PARK MEDICAL CENTER		1			1
UNK			1	100%	1
NORTON HEALTHCARE			1	100%	1
ONEIDA HEALTHCARE CENTER		1			1
UNIVERSITY OF FLORIDA			1	100%	1
CLEVELAND CLINIC OHIO LABORATORIES			1	100%	1
BRISTOL REGINAL MEDICAL CENTER			1	100%	1
PATHLINE			1	100%	1
PLANT CITY PEDIATRICS		1			1
HOUSTON HEALTH DEPARTMENT - BUREAU OF LABORATORY SERVICES			1	100%	1
OMNICARE PHARMACY OF TEXAS 1, LP		1			1
VIDANT MEDICAL CENTER			1	100%	1
FLORIDA HOSPITAL ALTAMONTE			1	100%	1
VITAE DIAGNOSTICS			1	100%	1
Viracor Eurofins			1	100%	1
OHIO DEPARTMENT OF HEALTH			1	100%	1
HEALTH ALLIANCE			1	100%	1
CHP COVID-19 (TX)			1	100%	1
GRAND VIEW HOSPITAL			1	100%	1
BIODORON LABORATORIES			1	100%	1
VALLEY HOSPITAL MEDICAL CENTER		1			1
VA OUTPATIENT CLINIC			1	100%	1
CENTRA CARE- WINTER GARDEN			1	100%	1
TIMPANOGOS REGIONAL HOSPITAL			1	100%	1
CHATSWORTH ASSISTED LIVING COMMUNITY AT PGA NATIONAL			1	100%	1
ST.ELIZABETH HEALTH CENTER	1				1
CVS UT2297068CV SALT LAKE CITY		1			1
TAMPA		1			1
DOCTORS CLINICAL LABORATORY, INC			1	100%	1
NEW YORK STATE ELR - MONTEFIORE MEDICAL CENTER LABORATORIES - WEILER			1	100%	1
UT AUSTIN UNIVERSITY HEALTH SERVICES			1	100%	1
EAST TENNESSEE STATE UNIVERSITY		1			1
LABCORP KANSAS CITY			1	100%	1
UNIVERSITY LAB			1	100%	1
STANLY REGIONAL MEDICAL CENTER			1	100%	1
EXPRESS GENE MOLECULAR DIAGNOSTICS LABORATORY			1	100%	1
NORTHWELL HEALTH			1	100%	1
NORTHSIDE HOSPITAL DULUTH			1	100%	1
UF KANAPAHA LAB BEAKER		1			1
FLORIDA HOSPITAL APOPKA			1	100%	1
NORTHWESTERN MEMORIAL HOSPITAL			1	100%	1

COVID-19: testing by laboratory

Data through Aug 22, 2020 verified as of Aug 23, 2020 at 09:25 AM

Data in this report are provisional and subject to change.

The numbers in the table below represent the number of Florida and non-Florida residents for whom test results were received by the Department of Health. A person can be tested by more than one laboratory and can have both positive and negative results. **Therefore, the sum of the numbers in each column will be larger than the total number of people tested.**

Reporting lab	Inconclusive	Negative	Positive	Percent positive	Total
SPRINGS MEDICAL LAB			1	100%	1
ELMHURST MEMORIAL HOSPITAL			1	100%	1
LABCORP - ORLANDO		1			1
SENTARA NORFOLK GENERAL HOSPITAL CENTRAL LAB			1	100%	1
SOUTHWEST FLORIDA DIVISION LAB			1	100%	1
BROAD INSTITUTE CLINICAL SEQUENCING RESEARCH PLATFORM			1	100%	1
HANCOCK REGIONAL HOSPITAL		1			1
HARDIN MEMORIAL HOSPITAL - HEARTLAND PATHOLOGY CONSULTANTS			1	100%	1
NEW YORK CITY DEPARTMENT OF HEALTH			1	100%	1
NORTH RIVER FAMILY HEALTH CENTER			1	100%	1
BAYSTATE MEDICAL CENTER			1	100%	1
NORTH CAROLINA STATE LABORATORY OF PUBLIC HEALTH, SPECTRUM LAB NETWORK			1	100%	1
MINUTECLINIC DIAGNOSTIC OF RHODE ISLAND, LLC #212		1			1
BLUEWATER TOXICOLOGY			1	100%	1
ACL LABORATORIES INDUSTRIAL TOXICOLOGY			1	100%	1
BAPTIST HEALTH URGENT CARE AT KENDALL LAKES			1	100%	1
MORTON PLANT			1	100%	1
LEGACY ER & URGENT CARE - FRISCO WEST			1	100%	1
LABCORP - PALM BEACH GARDENS			1	100%	1
ISLAND COAST PEDIATRICS		1			1
JEFFERSON COUNTY HEALTH DEPARTMENT-MONTICELLO		1			1
BERKSHIRE MEDICAL CENTER			1	100%	1
PERDIDO URGENT CARE			1	100%	1
PEDIATRIC HEALTHCARE ALLIANCE			1	100%	1
GEORGETOWN URGENT CARE			1	100%	1
INNOVATIVE HEALTH DIAGNOSTIC OF CALIFORNIA			1	100%	1
LABCORP - LADY LAKE			1	100%	1
PINNACLE DIALYSIS		1			1
KENTUCKY CABINET FOR HEALTH AND FAMILY SERVICES			1	100%	1
KETTERING MEDICAL CENTER			1	100%	1
ORANGE COUNTY HEALTH DEPT			1	100%	1
LAKEWOOD RANCH ER 24/7			1	100%	1
LabCorp L#09258090 M#09258105			1	100%	1
LABCORP - JACKSONVILLE			1	100%	1
MARION COUNTY HEALTH DEPARTMENT			1	100%	1
SHARON REGIONAL MEDICAL CENTER			1	100%	1
ALABAMA REFERENCE LAB			1	100%	1
WILMINGTON VA MEDICAL CENTER			1	100%	1
Northwell Lab			1	100%	1
HOLY NAME MEDICAL CENTER		1			1
QUEST - HOUSTON LAB			1	100%	1
BAPTIST HEALTH URGENT CARE AT UNIVERSITY CENTRE			1	100%	1
BAYONET POINT HOSPITAL LAB			1	100%	1
PRISMA HEALTH TUOMEY LABORATORY			1	100%	1
ADVANCED MEDICAL LABORATORIES (AML)			1	100%	1
MEDSTAR HEALTH URGENT CARE			1	100%	1
AMD			1	100%	1

COVID-19: testing by laboratory

Data through Aug 22, 2020 verified as of Aug 23, 2020 at 09:25 AM

Data in this report are provisional and subject to change.

The numbers in the table below represent the number of Florida and non-Florida residents for whom test results were received by the Department of Health. A person can be tested by more than one laboratory and can have both positive and negative results. **Therefore, the sum of the numbers in each column will be larger than the total number of people tested.**

Reporting lab	Inconclusive	Negative	Positive	Percent positive	Total
MAKO MEDICAL LABORATORIES			1	100%	1
BMC/JACSONVILLE		1			1
ASCENSION ST. MICHAEL'S HOSPITAL LAB			1	100%	1
MEDICAL CENTER ENTERPRISE			1	100%	1
SMITH KLINE			1	100%	1
MC DIAGNOSTIC OF CONNECTICUT PC #459		1			1
MEDICAL CENTER AT OCEAN REEF			1	100%	1
MEDONE URGENT CARE			1	100%	1
SONIC REFERENCE LABORATORY			1	100%	1
MUNSON MEDICAL CENTER			1	100%	1
NEW YORK STATE ELR - MERCY MEDICAL CENTER		1			1
SKY RIDGE MEDICAL CENTER - MICRO			1	100%	1
LABCORP-CRYSTAL RIVER			1	100%	1
MONTEFIORE NYACK HOSPITAL AFFILIATED LABORATORY		1			1
SARNO EXTENDED HOURS			1	100%	1
ST FRANCIS			1	100%	1
ETHOS LABORATORIES		1			1
NEW YORK STATE ELR - ST BARNABAS HOSPITAL		1			1
DUKE HEALTH REGIONAL HOSPITAL			1	100%	1
HEALTH NETWORK LABORATORIES		1			1
SPECTOR SCIENTIFIC LAB			1	100%	1
BEAUFORT MEMORIAL			1	100%	1
LARGO MEDICAL CENTER INDIAN ROCKS			1	100%	1
MINUTE CLINIC DIAGNOSTIC OF VIRGINIA		1			1
LAHEY CLINIC MEDICAL CENTER			1	100%	1
MEDSTAR HARBOR HOSPITAL			1	100%	1
WIMAUMA COMMUNITY HEALTH CENTER		1			1
MEMORIAL HERMANN CONSOLIDATED LABORATORY SERVICES			1	100%	1
RIVIERA BEACH HEALTH CENTER LAB			1	100%	1
ROBERT WOOD JOHNSON HOSPITAL			1	100%	1
BEAUMONT HOSPITAL, GROSSE POINTE			1	100%	1
QUEST DIAGNOSTICS-WEST HILLS		1			1
MINUTECLINIC DIAGNOSTIC OF TEXAS, LLC #2580		1			1
MINUTECLINIC DIAGNOSTICS MEDICAL GROUP		1			1
ATHENS LIMESTONE HOSPITAL		1			1
URGENT CARE WEST CLINIC			1	100%	1
VA HOSPITAL PATH & LAB			1	100%	1
UNITED CLINICAL LABORATORIES			1	100%	1
UNITED LABORATORY SERVICE			1	100%	1
PROPATH			1	100%	1
PHELPS HOSPITAL LABORATORY		1			1
PENINSULA REGIONAL MED CTR LAB			1	100%	1
PEDIATRIC ASSOCIATES - JACKSONVILLE			1	100%	1
ELITE CARE			1	100%	1
EXPRESS LAB LIVINGSTON			1	100%	1
OSWEGO HOSPITAL LABORATORY		1			1
TRUMAN MEDICAL CENTER - HOSPITAL HILL			1	100%	1

COVID-19: testing by laboratory

Data through Aug 22, 2020 verified as of Aug 23, 2020 at 09:25 AM

Data in this report are provisional and subject to change.

The numbers in the table below represent the number of Florida and non-Florida residents for whom test results were received by the Department of Health. A person can be tested by more than one laboratory and can have both positive and negative results. **Therefore, the sum of the numbers in each column will be larger than the total number of people tested.**

Reporting lab	Inconclusive	Negative	Positive	Percent positive	Total
COCOA BEACH/ADVENT CENTRA		1			1
SUMMIT LABORATORY			1	100%	1
SV MOBILE HEALTH			1	100%	1
INTERMOUNTAIN MEDICAL CENTER			1	100%	1
INDIAN RIVER CLINICAL LABORATORY, INC.		1			1
State Lab Unspecifd			1	100%	1
TEXAS DEPARTMENT OF STATE HEALTH SERVICES			1	100%	1
THE HEART HOSPITAL BAYLOR PLANO			1	100%	1
TIEHH BIOTERRORISM RESPONSE LAB			1	100%	1
BASCOM PALMER-MICRO LAB			1	100%	1
BAPTIST HEALTH MEDICAL CENTER			1	100%	1
TENNESSEE DOH - KNOXVILLE			1	100%	1
DEPARTMENT OF HEALTH AND HUMAN SERVICES DIVISION OF BEHAVIORAL HEALTH		1			1
DHEC - S.C PUBLIC HEALTH LAB			1	100%	1
LIBERTY HEALTH CENTER			1	100%	1
COMMONWEALTH OF MASSACHUSETTS			1	100%	1
REMISE OCCUPATIONAL HEALTH SOLUTIONS INC			1	100%	1
REGIONAL MEDICAL LABORATORY			1	100%	1
SOUTH LAKE FAMILY HEALTH CENTER			1	100%	1
CHARLOTTE CHD PORT CHARLOTTE		1			1
SOUTHWEST REGIONAL PCR LABORATORY			1	100%	1
MOLECULAR PATHOLOGY LABORATORY			1	100%	1
CLIFTON-FINE HOSPITAL LABORATORY		1			1
MD 365 MEDICAL CARE PLLC		1			1
RENOWN REGIONAL MEDICAL CENTER			1	100%	1
WALGREENS #06961		1			1
WALGREENS #19348		1			1
SOFTLAB			1	100%	1
VA GREATER LOS ANGELES HEALTH CARE SYSTEM			1	100%	1
VA HOSPITAL			1	100%	1
DERMDX, DIV OF AURORA DIAGNOSTICS/BERNHARDT LAB		1			1
WEST VIRGINIA UNIVERSITY HOSPITALS			1	100%	1
SANFORD SOUTH UNIVERSITY		1			1
DACH MAIN LAB			1	100%	1
LAKEVIEW REGIONAL HOSPITAL			1	100%	1
SEA LEVEL LABS			1	100%	1
WEST KENDALL HOSPITAL			1	100%	1
UNC HOSPITAL/MCLENDON CLINICAL LABORATORIES			1	100%	1
UNIVERSITY OF BALTIMORE WASHINGTON MEDICAL CENTER			1	100%	1
DOCTOR'S WALK-IN CLINIC / QUEST DIAGNOSTICS			1	100%	1
MERCY HEALTH LAB			1	100%	1
MCH PHYSICIANS GROUP			1	100%	1
Lourdes Hospital			1	100%	1
MAGNOLIA PEDIATRICS			1	100%	1
WARD MEMORIAL HOSPITAL		1			1
WEST			1	100%	1
MARYLAND STATE DEPT OF HEALTH			1	100%	1

COVID-19: testing by laboratory

Data through Aug 22, 2020 verified as of Aug 23, 2020 at 09:25 AM

Data in this report are provisional and subject to change.

The numbers in the table below represent the number of Florida and non-Florida residents for whom test results were received by the Department of Health. A person can be tested by more than one laboratory and can have both positive and negative results. **Therefore, the sum of the numbers in each column will be larger than the total number of people tested.**

Reporting lab	Inconclusive	Negative	Positive	Percent positive	Total
VA OUT PATIENT CENTER			1	100%	1
DOCTOR'S IN-HOUSE LAB/COMMUNITY HEALTH CENTERS OF PINELLAS – JOHNNIE R			1	100%	1
MID FLORIDA CLINICAL LABORATORY			1	100%	1
MEDICAL CLINIC OF HOUSTON			1	100%	1
ST. MARY MEDICAL CENTER		1			1
DMH STEINHATCHEE FAMILY MEDICINE			1	100%	1
SPECTRUM LABORATORY			1	100%	1
MEDCOMP SCIENCES, LLC			1	100%	1
MHS LAB		1			1
MOUNT DORA PEDIATRICS		1			1
MEDLABS DIAGNOSTICS		1			1
MINUTECLINIC DIAGNOSTIC OF TEXAS		1			1
NDX-CORE LAB			1	100%	1
DALLAS MEDICAL CENTER			1	100%	1
DEPARTMENT OF PATHOLOGY ROME MEMORIAL		1			1
Total	33,652	5,212,677	769,714	13%	6,016,043