

COVID-19: summary of persons monitored, persons tested, and cases

Data through Aug 21, 2020 verified as of Aug 22, 2020 at 09:25 AM

Data in this report are provisional and subject to change.

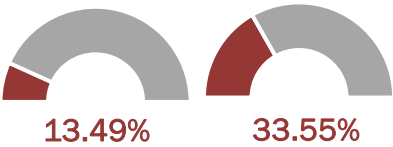
Monitored persons: people the Florida Department of Health was notified of for possible monitoring because they are a contact of a case, traveled from China, or were identified by the Centers for Disease Control and Prevention (CDC) as a part of a airline/ship contact investigation

Total reports	188,892
Total persons of high, medium, or unknown risk	185,231
High/medium/unknown risk still being monitored	12,806

Persons tested: includes PCR and antigen test results received by the Department of Health from the state public health laboratory (BPHL), as well as commercial and hospital laboratories

	Florida residents	Non-Florida residents
Total tested	4,389,768	18,843
Positive	591,283	6,314
Negative	3,791,743	12,507
Inconclusive	6,742	22
Awaiting testing	3,544	28

Percent positivity
(based on positive and negative results)



Cases: people with positive PCR or antigen test result

Total cases	597,597
Florida residents	591,283
Non-Florida residents	6,314
Type of testing	
Florida residents	591,283
Positive by BPHL/CDC	21,219
Positive by commercial/hospital lab	570,064
PCR positive	584,680
Antigen positive	6,603
Non-Florida residents	6,314
Positive by BPHL/CDC	220
Positive by commercial/hospital lab	6,094
PCR positive	6,062
Antigen positive	252

Characteristics	
Florida residents hospitalized	36,329
Florida resident deaths	10,274
Non-Florida resident deaths	137

Hospitalized counts include anyone who was hospitalized at some point during their illness. It does not reflect the number of people currently hospitalized.

More information on deaths identified through death certificate data is available on the National Center for Health Statistics website at www.cdc.gov/nchs/nvss/vsrr/COVID19/index.htm.

Risk factors for Florida residents	
Traveled	4,485
Contact with a known case	190,987
Traveled and contact with a known case	4,694
Neither	391,117
No travel and no contact	68,571
Travel is unknown	244,051
Contact is unknown	135,638
Contact is pending	171,299

Travel can be unknown and contact can be unknown or pending for the same case, these numbers will sum to more than the "neither" total.

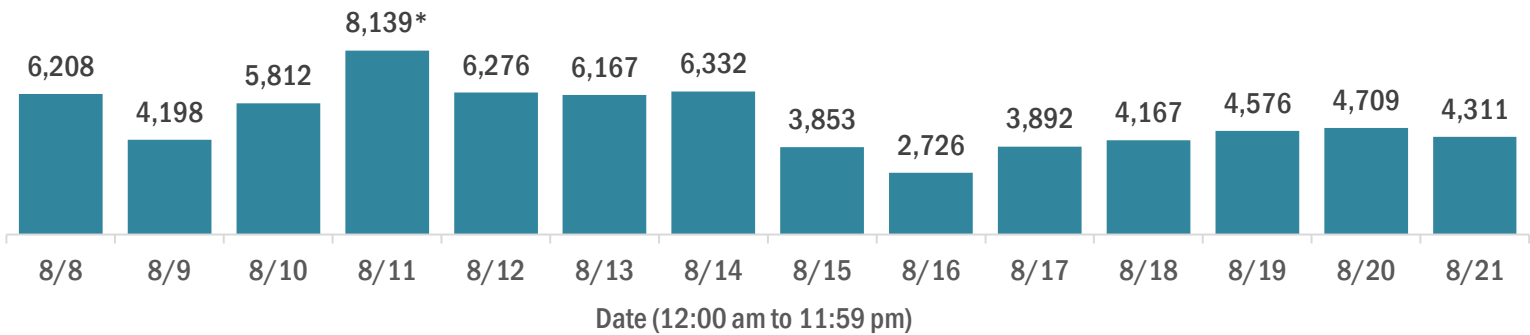
COVID-19: cases and laboratory testing over time

Data through Aug 21, 2020 verified as of Aug 22, 2020 at 09:25 AM

Data in this report are provisional and subject to change.

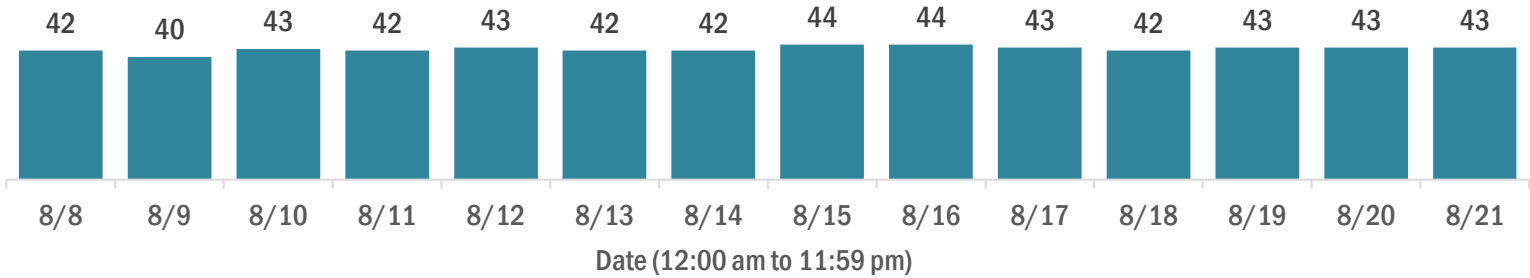
Cases in Florida residents per day for the past 2 weeks

Number of cases per day



* Includes a one-time historical data submission from a laboratory newly enrolled in the Department’s electronic laboratory reporting (ELR) process. The number of new cases on 8/11 excluding the historical data submission was 5,218.

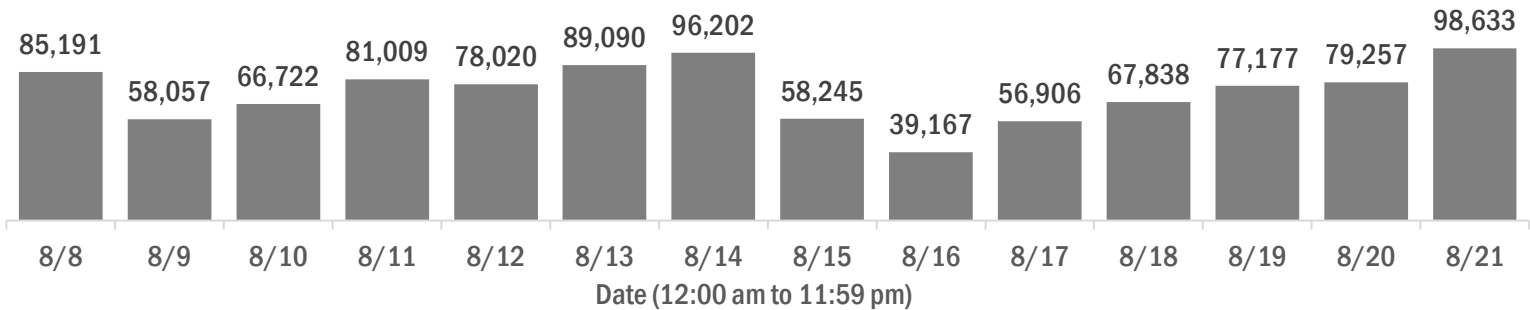
Median age of cases by day



Laboratory testing for Florida residents over the past 2 weeks

Number of Florida residents tested per day

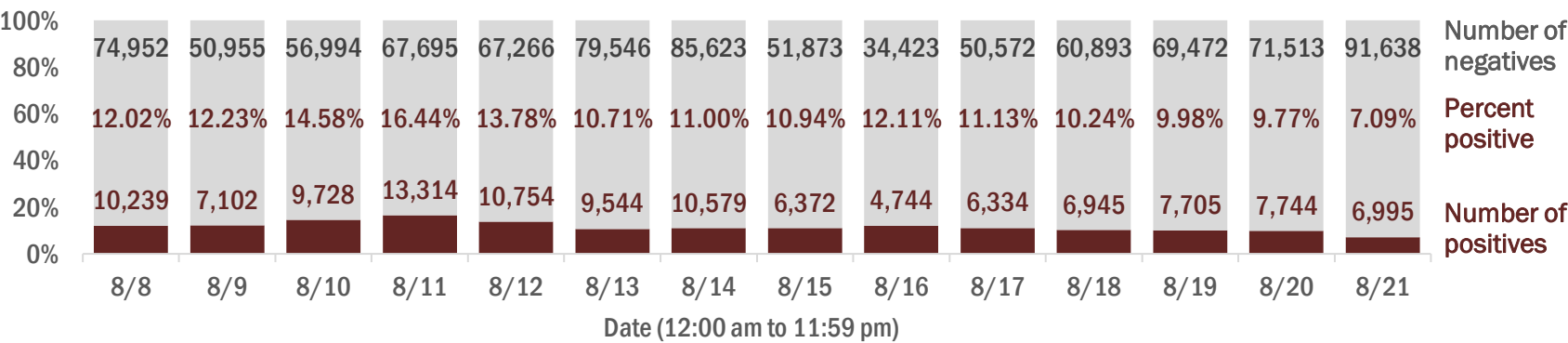
These counts include the number of people for whom the Department received PCR or antigen laboratory results by day. People tested on multiple days will be included for each day a new result was received. A person is only counted once for each day they are tested, regardless of whether multiple specimens are tested or multiple results are received.



Number and percent of Florida residents with positive test results

The percent of positive results ranged from 7.09% to 16.44% over the past 2 weeks and was 7.09% yesterday.

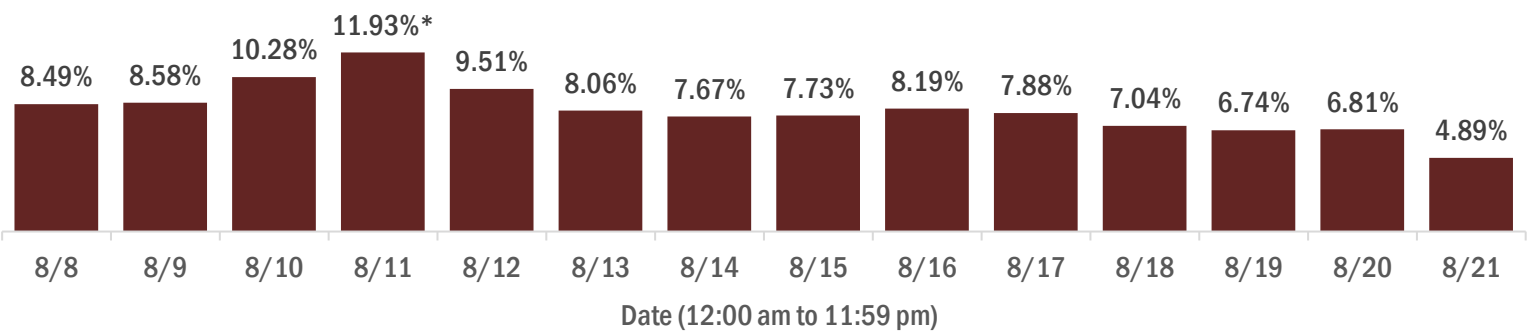
These counts include the number of people for whom the Department received PCR or antigen laboratory results by day. People tested on multiple days will be included for each day a new result was received. A person is only counted once for each day they are tested, regardless of whether multiple specimens are tested or multiple results are received. If a person has a positive specimen and a negative specimen in the same day, only the positive result is counted.



Percent positivity for new cases in Florida residents

The percent of positive results ranged from 4.89% to 11.93% over the past 2 weeks and was 4.89% yesterday.

This percent is the number of people who test PCR- or antigen-positive for the first time divided by all the people tested that day, excluding people who have previously tested positive.



* Includes a one-time historical data submission from a laboratory newly enrolled in the Department’s electronic laboratory reporting (ELR) process. The percent positivity on 8/11 excluding the historical data submission was 9.35%.

COVID-19: characteristics of 591,283 Florida resident cases

Data through Aug 21, 2020 verified as of Aug 22, 2020 at 09:25 AM

Data in this report are provisional and subject to change.

Age group	Cases		Hospitalizations		Deaths	
0-4 years	10,064	2%	233	1%	0	0%
5-14 years	24,137	4%	203	1%	4	0%
15-24 years	88,099	15%	927	3%	27	0%
25-34 years	112,151	19%	2,114	6%	69	1%
35-44 years	97,352	16%	3,191	9%	204	2%
45-54 years	94,940	16%	4,677	13%	432	4%
55-64 years	77,281	13%	6,474	18%	1,099	11%
65-74 years	44,754	8%	7,066	19%	2,149	21%
75-84 years	25,705	4%	6,576	18%	2,969	29%
85+ years	15,039	3%	4,863	13%	3,321	32%
Unknown	1,761	0%	5	0%	0	0%
Total	591,283		36,329		10,274	

Gender	Cases	
Female	301,791	51%
Male	285,283	48%
Unknown	4,209	1%
Total	591,283	

Ethnicity	Cases		Hospitalizations		Deaths	
Hispanic	167,023	28%	11,074	30%	2,528	25%
Non-Hispanic	218,893	37%	22,834	63%	6,703	65%
Unknown	205,367	35%	2,421	7%	1,043	10%
Total	591,283		36,329		10,274	

Race and ethnicity	Cases		Hospitalizations		Deaths	
White	246,015	42%	21,714	60%	6,850	67%
Hispanic	109,665	19%	7,820	22%	1,955	19%
Non-Hispanic	116,240	20%	13,027	36%	4,458	43%
Unknown	20,110	3%	867	2%	437	4%
Black	91,547	15%	8,814	24%	2,035	20%
Hispanic	4,242	1%	381	1%	65	1%
Non-Hispanic	77,672	13%	8,136	22%	1,874	18%
Unknown	9,633	2%	297	1%	96	1%
Other race	73,984	13%	4,362	12%	864	8%
Hispanic	37,745	6%	2,550	7%	427	4%
Non-Hispanic	21,553	4%	1,546	4%	336	3%
Unknown	14,686	2%	266	1%	101	1%
Unknown race	179,737	30%	1,439	4%	525	5%
Hispanic	15,371	3%	323	1%	81	1%
Non-Hispanic	3,428	1%	125	0%	35	0%
Unknown	160,938	27%	991	3%	409	4%
Total	591,283		36,329		10,274	

Hospitalization counts include anyone who was hospitalized at some point during their illness. It does not reflect the number of people currently hospitalized. **Other race** includes any person with a race of American Indian/Alaskan native, Asian, native Hawaiian/Pacific Islander, or other.

COVID-19: deaths in Florida residents and staff of long-term care facilities

Data through Aug 21, 2020 verified as of Aug 22, 2020 at 09:25 AM

Data in this report are provisional and subject to change.

For current cases in residents or staff of long-term care facilities, please visit: <https://floridahealthcovid19.gov/>

County	Deaths		County	Deaths		County	Deaths	
Dade	673	<div></div> 16%	Clay	41	<div></div> 1%	Calhoun	6	<div></div> 0%
Palm Beach	446	<div></div> 10%	Osceola	41	<div></div> 1%	Gilchrist	6	<div></div> 0%
Pinellas	412	<div></div> 10%	Indian River	38	<div></div> 1%	Okeechobee	5	<div></div> 0%
Broward	324	<div></div> 7%	Suwannee	37	<div></div> 1%	Jefferson	4	<div></div> 0%
Hillsborough	249	<div></div> 6%	Okaloosa	36	<div></div> 1%	Baker	3	<div></div> 0%
Polk	216	<div></div> 5%	Lake	35	<div></div> 1%	Nassau	3	<div></div> 0%
Lee	215	<div></div> 5%	Hernando	29	<div></div> 1%	Bradford	2	<div></div> 0%
Brevard	117	<div></div> 3%	St. Johns	23	<div></div> 1%	Hardee	2	<div></div> 0%
Manatee	117	<div></div> 3%	Hendry	19	<div></div> 0%	Holmes	2	<div></div> 0%
Seminole	112	<div></div> 3%	Bay	15	<div></div> 0%	Desoto	1	<div></div> 0%
Sarasota	109	<div></div> 3%	Alachua	14	<div></div> 0%	Flagler	1	<div></div> 0%
St. Lucie	107	<div></div> 2%	Citrus	14	<div></div> 0%	Lafayette	1	<div></div> 0%
Duval	100	<div></div> 2%	Walton	13	<div></div> 0%	Levy	1	<div></div> 0%
Volusia	97	<div></div> 2%	Highlands	12	<div></div> 0%	Monroe	1	<div></div> 0%
Escambia	84	<div></div> 2%	Putnam	12	<div></div> 0%	Taylor	1	<div></div> 0%
Orange	79	<div></div> 2%	Sumter	12	<div></div> 0%	Total	4,325	
Collier	77	<div></div> 2%	Washington	12	<div></div> 0%			
Pasco	77	<div></div> 2%	Leon	11	<div></div> 0%			
Martin	69	<div></div> 2%	Columbia	10	<div></div> 0%			
Charlotte	55	<div></div> 1%	Santa Rosa	9	<div></div> 0%			
Jackson	52	<div></div> 1%	Gadsden	8	<div></div> 0%			
Marion	51	<div></div> 1%	Madison	7	<div></div> 0%			

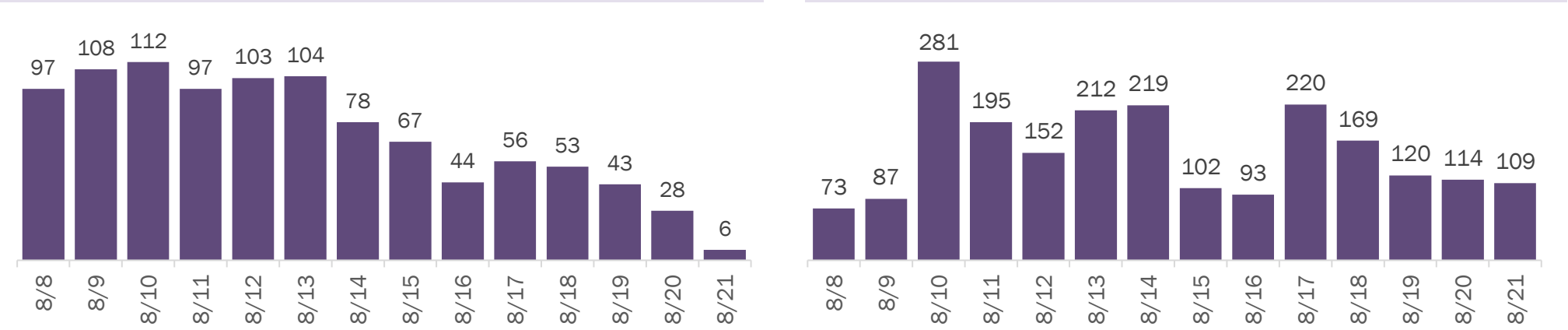
Note: cases are summarized by the county of usual residence. Residents and staff may be cases associated with facilities that are not in their county of usual residence, resulting in cases being included below for counties that do not have facilities with known cases.

COVID-19: cases in Florida residents who have died

Data through Aug 21, 2020 verified as of Aug 22, 2020 at 09:25 AM

Data in this report are provisional and subject to change.

Demographics for all identified COVID-19 deaths: 10,274				
Deaths by date of death		Deaths by date reported to the Department		



Median age: 79 years				
Age group	Deaths	Cases	Case fatality rate	Mortality rate per 100,000 population
0-4 years	0	10,064	0.0%	0.0
5-14 years	4	24,137	0.0%	0.2
15-24 years	27	88,099	0.0%	1.1
25-34 years	69	112,151	0.1%	2.4
35-44 years	204	97,352	0.2%	7.8
45-54 years	432	94,940	0.5%	15.5
55-64 years	1,099	77,281	1.4%	38.0
65-74 years	2,149	44,754	4.8%	88.6
75-84 years	2,969	25,705	11.6%	211.4
85+ years	3,321	15,039	22.1%	575.0
Unknown	0	1,761	0.0%	
Total	10,274	591,283	1.7%	47.6

Race	Deaths	Cases	Case fatality rate	Mortality rate per 100,000 population
White	6,850	246,015	2.8%	41.0
Black	2,035	91,547	2.2%	55.6
Other	864	73,984	1.2%	69.4
Unknown	525	179,737	0.3%	
Total	10,274	591,283	1.7%	47.6

Gender	Deaths	Cases	Case fatality rate	Mortality rate per 100,000 population
Female	4,592	301,791	1.5%	41.6
Male	5,670	285,283	2.0%	53.7
Unknown	12	4,209	0.3%	
Total	10,274	591,283	1.7%	47.6

Ethnicity	Deaths	Cases	Case fatality rate	Mortality rate per 100,000 population
Hispanic	2,528	167,023	1.5%	44.5
Non-Hispanic	6,703	218,893	3.1%	42.1
Unknown	1,043	205,367	0.5%	
Total	10,274	591,283	1.7%	47.6

Age group distribution for deaths reported since previous report, previous 2 weeks, and cumulatively					
108 deaths reported since previous report		2,146 deaths reported from Aug 8 - Aug 21		10,274 deaths reported cumulatively	
0-4 years	0	0-4 years	0	0-4 years	0
5-14 years	0	5-14 years	1	5-14 years	4
15-24 years	2	15-24 years	8	15-24 years	27
25-34 years	0	25-34 years	14	25-34 years	69
35-44 years	1	35-44 years	32	35-44 years	204
45-54 years	6	45-54 years	82	45-54 years	432
55-64 years	13	55-64 years	256	55-64 years	1,099
65-74 years	24	65-74 years	497	65-74 years	2,149
75-84 years	23	75-84 years	633	75-84 years	2,969
85+ years	39	85+ years	623	85+ years	3,321
Unknown	0	Unknown	0	Unknown	0

COVID-19: cases in Florida residents who have died

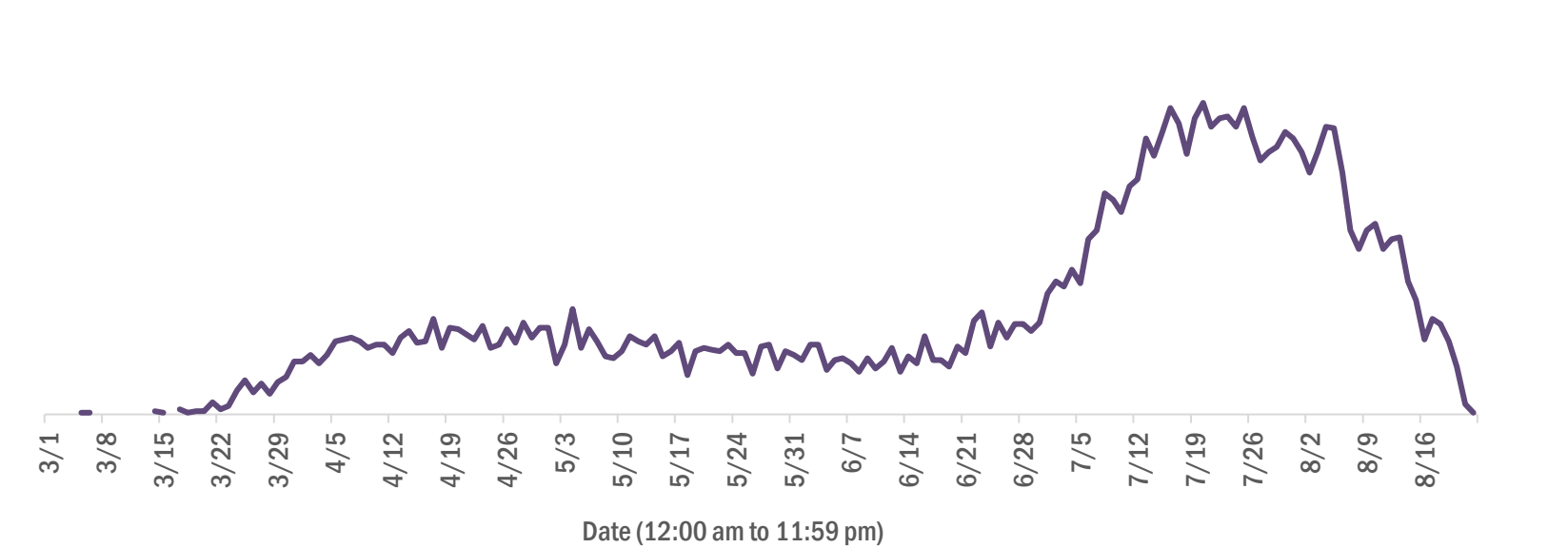
Data through Aug 21, 2020 verified as of Aug 22, 2020 at 09:25 AM

Data in this report are provisional and subject to change.

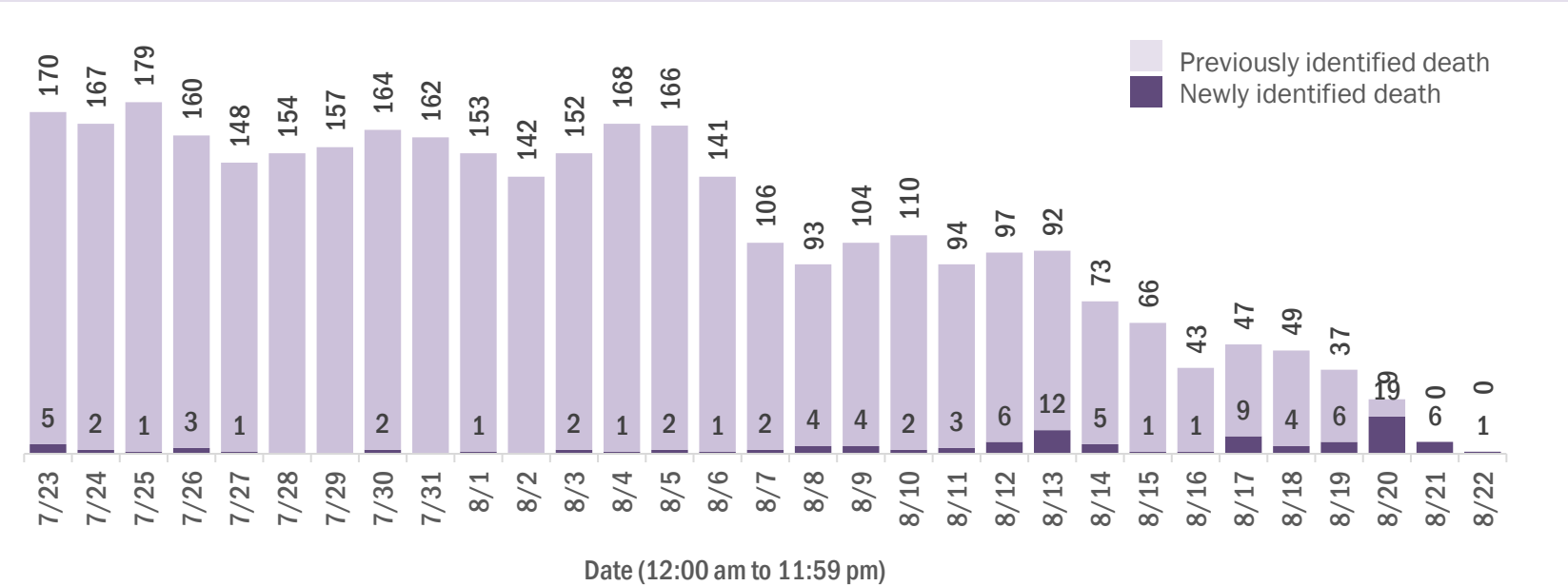
Deaths in Florida residents by date of death

10,274 deaths reported cumulatively, 108 deaths reported since previous report

March to present



Past 30 days



COVID-19: characteristics of 597,597 cases

Data through Aug 21, 2020 verified as of Aug 22, 2020 at 09:25 AM

Data in this report are provisional and subject to change.

Tables below include cases in Florida residents and non-Florida residents.

All 67 Florida counties have cases:

County	FL resident cases		Non-FL resident cases	Total cases	FL resident deaths	FL death rate
Dade	150,237	<div></div> 25%	977	151,214	2,238	1.5%
Broward	68,337	<div></div> 12%	554	68,891	1,088	1.6%
Palm Beach	39,997	<div></div> 7%	390	40,387	1,059	2.6%
Hillsborough	35,424	<div></div> 6%	150	35,574	519	1.5%
Orange	34,128	<div></div> 6%	410	34,538	361	1.1%
Duval	25,187	<div></div> 4%	267	25,454	235	0.9%
Pinellas	19,209	<div></div> 3%	143	19,352	595	3.1%
Lee	17,653	<div></div> 3%	303	17,956	398	2.3%
Polk	16,104	<div></div> 3%	54	16,158	404	2.5%
Collier	11,074	<div></div> 2%	127	11,201	163	1.5%
Escambia	9,796	<div></div> 2%	956	10,752	171	1.7%
Osceola	10,596	<div></div> 2%	85	10,681	127	1.2%
Manatee	10,014	<div></div> 2%	109	10,123	248	2.5%
Volusia	8,805	<div></div> 1%	62	8,867	177	2.0%
Marion	7,912	<div></div> 1%	14	7,926	134	1.7%
Seminole	7,706	<div></div> 1%	29	7,735	161	2.1%
Pasco	7,645	<div></div> 1%	48	7,693	157	2.1%
Sarasota	6,921	<div></div> 1%	59	6,980	180	2.6%
Brevard	6,868	<div></div> 1%	21	6,889	195	2.8%
St. Lucie	6,561	<div></div> 1%	24	6,585	214	3.3%
Lake	5,969	<div></div> 1%	35	6,004	93	1.6%
Leon	5,680	<div></div> 1%	128	5,808	28	0.5%
Bay	5,040	<div></div> 1%	80	5,120	71	1.4%
Alachua	4,859	<div></div> 1%	60	4,919	31	0.6%
Santa Rosa	4,379	<div></div> 1%	39	4,418	54	1.2%
St. Johns	4,081	<div></div> 1%	56	4,137	51	1.2%
Martin	4,038	<div></div> 1%	29	4,067	112	2.8%
Okaloosa	3,893	<div></div> 1%	28	3,921	71	1.8%
Clay	3,638	<div></div> 1%	12	3,650	70	1.9%
Columbia	3,164	<div></div> 1%	14	3,178	31	1.0%
Indian River	2,720	<div></div> 0%	16	2,736	78	2.9%
Charlotte	2,487	<div></div> 0%	6	2,493	107	4.3%
Hernando	2,406	<div></div> 0%	17	2,423	69	2.9%
Suwannee	2,306	<div></div> 0%	17	2,323	53	2.3%
Jackson	2,204	<div></div> 0%	16	2,220	64	2.9%

County	FL resident cases		Non-FL resident cases	Total cases	FL resident deaths	FL death rate
Gadsden	2,148	0%	8	2,156	29	1.4%
Citrus	1,944	0%	5	1,949	46	2.4%
Hendry	1,921	0%	2	1,923	39	2.0%
Highlands	1,709	0%	6	1,715	53	3.1%
Putnam	1,707	0%	2	1,709	35	2.1%
Sumter	1,695	0%	9	1,704	46	2.7%
Monroe	1,664	0%	30	1,694	14	0.8%
Walton	1,433	0%	129	1,562	20	1.4%
Nassau	1,364	0%	92	1,456	15	1.1%
Desoto	1,446	0%	3	1,449	21	1.5%
Flagler	1,225	0%	13	1,238	15	1.2%
Okeechobee	1,191	0%	4	1,195	13	1.1%
Lafayette	1,159	0%	0	1,159	4	0.3%
Taylor	1,143	0%	3	1,146	5	0.4%
Baker	1,111	0%	0	1,111	4	0.4%
Hardee	1,043	0%	7	1,050	8	0.8%
Washington	963	0%	11	974	14	1.5%
Wakulla	842	0%	6	848	5	0.6%
Levy	843	0%	4	847	5	0.6%
Unknown	243	0%	592	835	0	0.0%
Madison	808	0%	14	822	12	1.5%
Gulf	777	0%	10	787	8	1.0%
Hamilton	661	0%	5	666	4	0.6%
Dixie	656	0%	1	657	4	0.6%
Bradford	640	0%	0	640	4	0.6%
Holmes	570	0%	11	581	4	0.7%
Calhoun	534	0%	0	534	8	1.5%
Union	526	0%	0	526	5	1.0%
Franklin	505	0%	4	509	3	0.6%
Jefferson	480	0%	8	488	5	1.0%
Glades	444	0%	0	444	3	0.7%
Gilchrist	434	0%	0	434	9	2.1%
Liberty	416	0%	0	416	7	1.7%
Total	591,283		6,314	597,597	10,274	1.7%

COVID-19: characteristics of 591,283 Florida resident cases

Data through Aug 21, 2020 verified as of Aug 22, 2020 at 09:25 AM

Data in this report are provisional and subject to change.

The table below includes the cities and counties of residence for cases in Florida residents based on the patient's ZIP Code.

Note that city is not always received as part of the initial notification and may be missing while the case is being investigated.

City and county	Cases
Miami, Dade	89,467
Orlando, Orange	25,784
Jacksonville, Duval	23,507
Hialeah, Dade	21,574
Tampa, Hillsborough	21,294
Fort Lauderdale, Broward	15,177
Hollywood, Broward	13,061
Homestead, Dade	10,145
West Palm Beach, Palm Beach	10,005
Kissimmee, Osceola	8,540
Naples, Collier	8,116
Pompano Beach, Broward	7,998
Saint Petersburg, Pinellas	7,877
Pensacola, Escambia	7,863
Fort Myers, Lee	7,253
Bradenton, Manatee	6,849
Ocala, Marion	6,261
Lake Worth, Palm Beach	5,538
Tallahassee, Leon	5,517
Boca Raton, Palm Beach	5,507
Lakeland, Polk	5,122
Sarasota, Sarasota	5,010
Miramar, Broward	4,377
Cape Coral, Lee	4,109
Gainesville, Alachua	3,919
Port Saint Lucie, St. Lucie	3,857
Miami Gardens, Dade	3,816
Clearwater, Pinellas	3,804
Boynton Beach, Palm Beach	3,611
Lehigh Acres, Lee	3,578
Miami Beach, Dade	3,528
Panama City, Bay	3,275
Winter Haven, Polk	3,150
Coral Springs, Broward	3,048
Lake City, Columbia	3,006
Delray Beach, Palm Beach	2,749
Sunrise, Broward	2,496
Davie, Broward	2,478
Milton, Santa Rosa	2,424
Fort Pierce, St. Lucie	2,387
Opa Locka, Dade	2,341
Brandon, Hillsborough	2,331
Riverview, Hillsborough	2,276
Plant City, Hillsborough	2,247
Doral, Dade	2,234
Missing, Broward	2,224
Immokalee, Collier	2,218
Saint Augustine, St. Johns	2,187
Apopka, Orange	2,182
Largo, Pinellas	2,042
Melbourne, Brevard	2,036
North Miami Beach, Dade	1,995
Live Oak, Suwannee	1,966
Daytona Beach, Volusia	1,962
Stuart, Martin	1,939
Vero Beach, Indian River	1,929
Plantation, Broward	1,907
Sanford, Seminole	1,897
Tamarac, Broward	1,896

COVID-19: characteristics of 591,283 Florida resident cases

Data through Aug 21, 2020 verified as of Aug 22, 2020 at 09:25 AM

Data in this report are provisional and subject to change.

The table below includes the cities and counties of residence for cases in Florida residents based on the patient's ZIP Code.

Note that city is not always received as part of the initial notification and may be missing while the case is being investigated.

City and county	Cases
Deerfield Beach, Broward	1,889
Jupiter, Palm Beach	1,805
Saint Cloud, Osceola	1,748
Miami Lakes, Dade	1,739
New Port Richey, Pasco	1,717
Orange Park, Clay	1,701
Deltona, Volusia	1,635
Margate, Broward	1,553
Clermont, Lake	1,548
Coral Gables, Dade	1,526
Weston, Broward	1,525
Lake Worth Beach, Palm Beach	1,492
Palmetto, Manatee	1,486
Palm Bay, Brevard	1,455
Deland, Volusia	1,419
Fort Walton Beach, Okaloosa	1,395
North Lauderdale, Broward	1,364
Coconut Creek, Broward	1,341
Hallandale, Broward	1,307
Spring Hill, Hernando	1,299
Palm Beach Gardens, Palm Beach	1,291
Haines City, Polk	1,290
Altamonte Springs, Seminole	1,278
Arcadia, Desoto	1,273
Missing, Dade	1,267
Port Charlotte, Charlotte	1,265
Davenport, Polk	1,264
Winter Garden, Orange	1,261
Winter Park, Orange	1,227
Ocoee, Orange	1,210
Cutler Ridge, Dade	1,196
Oviedo, Seminole	1,184
Bonita Springs, Lee	1,163
Mayo, Lafayette	1,132
Okeechobee, Okeechobee	1,125
Royal Palm Beach, Palm Beach	1,110
North Miami, Dade	1,105
Quincy, Gadsden	1,088
Wellington, Palm Beach	1,079
Palm Harbor, Pinellas	1,073
Land O Lakes, Pasco	1,066
Wesley Chapel, Pasco	1,060
Oakland Park, Broward	1,059
Perry, Taylor	1,052
Ruskin, Hillsborough	1,020
Clewiston, Hendry	1,007
Pinellas Park, Pinellas	999
Valrico, Hillsborough	967
Punta Gorda, Charlotte	951
Lutz, Hillsborough	946
Indiantown, Martin	937
Palm Coast, Flagler	928
Pembroke Pines, Broward	926
Longwood, Seminole	921
Leesburg, Lake	918
Belle Glade, Palm Beach	903
Seminole, Pinellas	902
Century, Escambia	896
Missing, Palm Beach	866

COVID-19: characteristics of 591,283 Florida resident cases

Data through Aug 21, 2020 verified as of Aug 22, 2020 at 09:25 AM

Data in this report are provisional and subject to change.

The table below includes the cities and counties of residence for cases in Florida residents based on the patient's ZIP Code. Note that city is not always received as part of the initial notification and may be missing while the case is being investigated.

City and county	Cases
Wimauma, Hillsborough	846
Florida City, Dade	846
North Port, Sarasota	840
Palatka, Putnam	819
Brooksville, Hernando	817
Crestview, Okaloosa	803
Middleburg, Clay	795
Casselberry, Seminole	793
Ormond Beach, Volusia	786
Lynn Haven, Bay	779
Bartow, Polk	772
Windermere, Orange	769
Key West, Monroe	767
Cocoa, Brevard	754
Chipley, Washington	752
Cantonment, Escambia	744
Kissimmee, Polk	743
Graceville, Jackson	738
Jacksonville Beach, Duval	734
Sebring, Highlands	731
Carol City, Dade	729
Auburndale, Polk	725
Crawfordville, Wakulla	695
Lake Mary, Seminole	680
Tavares, Lake	672
Dade City, Pasco	670
North Fort Myers, Lee	667
Zephyrhills, Pasco	662
Hudson, Pasco	649
Aventura, Dade	649
Panama City Beach, Bay	644
Gulf Breeze, Santa Rosa	644
Crossings, Dade	642
Port Orange, Volusia	631
Sanderson, Baker	628
Lake Wales, Polk	624
Port Richey, Pasco	619
Labelle, Hendry	614
Loxahatchee, Palm Beach	606
Venice, Sarasota	589
Tarpon Springs, Pinellas	588
Marianna, Jackson	581
Riviera Beach, Palm Beach	572
Winter Springs, Seminole	568
Mulberry, Polk	560
Seffner, Hillsborough	557
Cooper City, Broward	544
Sarasota, Manatee	542
Navarre, Santa Rosa	538
Maitland, Orange	538
Saint Johns, St. Johns	528
Orange City, Volusia	526
Avon Park, Highlands	525
Destin, Okaloosa	521
South Bay, Palm Beach	517
Holiday, Pasco	510
Merritt Island, Brevard	508
Ponte Vedra Beach, St. Johns	508
Eustis, Lake	504

COVID-19: characteristics of 591,283 Florida resident cases

Data through Aug 21, 2020 verified as of Aug 22, 2020 at 09:25 AM

Data in this report are provisional and subject to change.

The table below includes the cities and counties of residence for cases in Florida residents based on the patient's ZIP Code.

Note that city is not always received as part of the initial notification and may be missing while the case is being investigated.

City and county	Cases
Starke, Bradford	499
Fernandina Beach, Nassau	492
Santa Rosa Beach, Walton	491
Defuniak Springs, Walton	489
Everglades National Park, Dade	482
Green Cove Springs, Clay	481
Madison, Madison	478
Missing, Collier	478
Dunedin, Pinellas	472
Wauchula, Hardee	471
The Villages, Sumter	471
Titusville, Brevard	469
Inverness, Citrus	466
Dania, Broward	462
Niceville, Okaloosa	451
Dover, Hillsborough	451
Parrish, Manatee	450
Wewahitchka, Gulf	445
Jasper, Hamilton	443
Gibsonton, Hillsborough	437
Key Biscayne, Dade	436
New Smyrna Beach, Volusia	435
Mount Dora, Lake	435
Fleming Island, Clay	434
Bonifay, Holmes	431
Havana, Gadsden	430
Groveland, Lake	427
Pahokee, Palm Beach	425
Monticello, Jefferson	425
Rockledge, Brevard	424
Palm City, Martin	421
Lantana, Palm Beach	420
Estero, Lee	417
Moore Haven, Glades	412
Lake Butler, Union	405
Parkland, Broward	405
Missing, Hillsborough	405
Coconut Grove, Dade	399
South Miami, Dade	397
Cross City, Dixie	395
Odessa, Hillsborough	392
El Portal, Dade	387
Missing, Duval	384
Fellsmere, Indian River	383
Biscayne Park, Dade	380
Pinecrest, Dade	374
Crescent City, Putnam	365
Lauderdale Lakes, Broward	363
Blountstown, Calhoun	355
Carrabelle, Franklin	353
Missing, Orange	349
Atlantic Beach, Duval	346
Bristol, Liberty	342
Sun City Center, Hillsborough	338
Debary, Volusia	337
Pace, Santa Rosa	337
Polk City, Polk	336
Oldsmar, Pinellas	335
Hobe Sound, Martin	333

COVID-19: characteristics of 591,283 Florida resident cases

Data through Aug 21, 2020 verified as of Aug 22, 2020 at 09:25 AM

Data in this report are provisional and subject to change.

The table below includes the cities and counties of residence for cases in Florida residents based on the patient's ZIP Code.

Note that city is not always received as part of the initial notification and may be missing while the case is being investigated.

City and county	Cases
Lauderhill, Broward	332
Palm Springs, Palm Beach	331
Lithia, Hillsborough	326
Wildwood, Sumter	321
North Palm Beach, Palm Beach	317
Missing, Pasco	313
Summerfield, Marion	313
Coral, Dade	312
Alachua, Alachua	312
South Miami Heights, Dade	310
Apollo Beach, Hillsborough	306
Frostproof, Polk	305
Missing, Santa Rosa	302
Missing, Polk	301
Missing, St. Lucie	300
Macclenny, Baker	296
Bellevue, Marion	291
Missing, St. Johns	285
Yulee, Nassau	285
Williston, Levy	281
Crystal River, Citrus	279
Ellenton, Manatee	275
Uleta, Dade	274
Chattahoochee, Gadsden	272
Wilton Manors, Broward	271
Lake Placid, Highlands	267
Safety Harbor, Pinellas	265
Sebastian, Indian River	264
Bushnell, Sumter	262
Ponte Vedra, St. Johns	259
Fort Meade, Polk	259
Missing, Hendry	258
Trenton, Gilchrist	258
Bowling Green, Hardee	257
Dunnellon, Marion	253
Homosassa, Citrus	246
Callahan, Nassau	245
Sneads, Jackson	237
Port Saint Joe, Gulf	234
Key Largo, Monroe	228
Chiefland, Levy	228
Lady Lake, Lake	227
Jensen Beach, Martin	226
Missing, Citrus	223
Malone, Jackson	222
Kendall, Dade	221
Newberry, Alachua	220
Coleman, Sumter	219
Old Town, Dixie	219
Mary Esther, Okaloosa	208
Palmetto Bay, Dade	204
Edgewater, Volusia	203
Missing, Marion	198
Missing, Volusia	197
Shalimar, Okaloosa	193
Mascotte, Lake	193
Missing, Hernando	189
Missing, Hardee	189
Southwest Ranches, Broward	189

COVID-19: characteristics of 591,283 Florida resident cases

Data through Aug 21, 2020 verified as of Aug 22, 2020 at 09:25 AM

Data in this report are provisional and subject to change.

The table below includes the cities and counties of residence for cases in Florida residents based on the patient's ZIP Code.

Note that city is not always received as part of the initial notification and may be missing while the case is being investigated.

City and county	Cases
Missing, Osceola	187
Missing, Madison	184
Hilliard, Nassau	184
Lake Alfred, Polk	183
Freeport, Walton	183
Thonotosassa, Hillsborough	181
Lecanto, Citrus	180
Missing, Brevard	180
Beverly Hills, Citrus	173
Marathon, Monroe	172
Minneola, Lake	170
Missing, Highlands	169
Jacksonville, St. Johns	169
Bronson, Levy	166
Sweetwater, Dade	166
Olympia Heights, Dade	165
Missing, Monroe	162
West Melbourne, Brevard	157
Spring Hill, Pasco	157
Marco Island, Collier	155
Satellite Beach, Brevard	154
Myakka City, Manatee	153
Citra, Marion	152
Pierson, Volusia	151
Neptune Beach, Duval	151
Missing, Seminole	151
Cocoa Beach, Brevard	149
Fisher Island, Dade	148
Missing, Desoto	148
Missing, Martin	145
Fort White, Columbia	144
Nokomis, Sarasota	144
Missing, Sarasota	143
Clearwater Beach, Pinellas	142
Midway, Gadsden	142
Sorrento, Lake	141
Lake Park, Palm Beach	139
Jennings, Hamilton	137
Dunnellon, Citrus	135
Missing, Indian River	131
Missing, Pinellas	130
Englewood, Charlotte	130
Medley, Dade	130
Gulfport, Pinellas	129
De Leon Springs, Volusia	127
Tavernier, Monroe	127
Bell, Gilchrist	126
Fruitland Park, Lake	124
Missing, Unknown	124
Miramar Beach, Walton	123
Umatilla, Lake	123
Molino, Escambia	121
Holly Hill, Volusia	121
High Springs, Alachua	120
Missing, Nassau	119
Keystone Heights, Clay	118
Oakland, Orange	117
Jay, Santa Rosa	116
Golden Beach, Dade	116

COVID-19: characteristics of 591,283 Florida resident cases

Data through Aug 21, 2020 verified as of Aug 22, 2020 at 09:25 AM

Data in this report are provisional and subject to change.

The table below includes the cities and counties of residence for cases in Florida residents based on the patient's ZIP Code.

Note that city is not always received as part of the initial notification and may be missing while the case is being investigated.

City and county	Cases
Indialantic, Brevard	116
Glen Saint Mary, Baker	115
Bunnell, Flagler	114
Kenneth City, Pinellas	113
Hernando, Citrus	113
Palm Beach, Palm Beach	113
Belle Isle, Orange	112
Alva, Lee	110
Zolfo Springs, Hardee	109
Cottondale, Jackson	107
Missing, Lee	105
Gretna, Gadsden	105
East Palatka, Putnam	104
Oxford, Sumter	104
Silver Springs, Marion	104
Englewood, Sarasota	103
Branford, Suwannee	103
Missing, Okaloosa	101
Missing, Clay	98
Youngstown, Bay	97
Missing, Lake	97
Missing, Gulf	95
Trinity, Pasco	95
Montverde, Lake	92
Tequesta, Palm Beach	92
Missing, Flagler	90
Eagle Lake, Polk	90
Flagler Beach, Flagler	90
Missing, Wakulla	90
Missing, Jackson	89
Missing, Leon	89
South Daytona, Volusia	89
Weeki Wachee, Hernando	87
Gotha, Orange	86
Hawthorne, Alachua	86
Haverhill, Palm Beach	85
Archer, Alachua	85
Greenwood, Jackson	84
Ocklawaha, Marion	84
Rotunda West, Charlotte	81
Altha, Calhoun	81
Dundee, Polk	80
Missing, Gadsden	80
Interlachen, Putnam	80
Missing, Washington	80
Chuluota, Seminole	80
South Pasadena, Pinellas	80
Cape Canaveral, Brevard	78
Baker, Okaloosa	78
Mims, Brevard	78
O Brien, Suwannee	78
Missing, Levy	78
White Springs, Hamilton	77
Fort Myers Beach, Lee	77
Geneva, Seminole	76
Raiford, Union	75
Webster, Sumter	75
Osprey, Sarasota	75
Lake Panasoffkee, Sumter	74

COVID-19: characteristics of 591,283 Florida resident cases

Data through Aug 21, 2020 verified as of Aug 22, 2020 at 09:25 AM

Data in this report are provisional and subject to change.

The table below includes the cities and counties of residence for cases in Florida residents based on the patient's ZIP Code.

Note that city is not always received as part of the initial notification and may be missing while the case is being investigated.

City and county	Cases
Satsuma, Putnam	74
Apalachicola, Franklin	74
Zellwood, Orange	74
Vernon, Washington	73
Southport, Bay	73
Floral City, Citrus	72
Pomona Park, Putnam	72
Missing, Baker	71
Hastings, St. Johns	71
Missing, Manatee	71
Edgewood, Orange	70
Greenville, Madison	69
Melbourne Beach, Brevard	68
Ave Maria, Collier	68
Reddick, Marion	67
Avon Park, Polk	66
Missing, Escambia	64
Missing, Okeechobee	63
Bay Harbor Islands, Dade	62
Grand Island, Lake	62
West Miami, Dade	62
Missing, Calhoun	61
Mcdavid, Escambia	61
Missing, Sumter	60
Lawtey, Bradford	60
Indian Rocks Beach, Pinellas	59
Missing, Walton	59
Lee, Madison	58
Indian Harbour Beach, Brevard	57
Fountain, Bay	57
Islamorada, Monroe	55
Melrose, Putnam	55
San Antonio, Pasco	55
Mangonia Park, Palm Beach	54
Grand Ridge, Jackson	54
Hiawassee, Orange	53
Mcalpin, Suwannee	51
Wellborn, Suwannee	51
Surfside, Dade	51
Eastpoint, Franklin	51
Lakewood Ranch, Manatee	51
Elkton, St. Johns	51
Seville, Volusia	50
Morriston, Levy	50
Bal Harbour, Dade	49
Alford, Jackson	49
Greenacres, Palm Beach	49
Stock Island, Monroe	49
Missing, Holmes	48
Atlantis, Palm Beach	48
Viera, Brevard	48
Anthony, Marion	46
Azalea Park, Orange	46
Missing, Gilchrist	46
Center Hill, Sumter	45
Westville, Holmes	45
Astatula, Lake	45
Citrus Springs, Citrus	44
Missing, Taylor	44

COVID-19: characteristics of 591,283 Florida resident cases

Data through Aug 21, 2020 verified as of Aug 22, 2020 at 09:25 AM

Data in this report are provisional and subject to change.

The table below includes the cities and counties of residence for cases in Florida residents based on the patient's ZIP Code.

Note that city is not always received as part of the initial notification and may be missing while the case is being investigated.

City and county	Cases
Poinciana, Polk	44
Florida State University, Leon	44
Weirsdale, Marion	44
Bokeelia, Lee	43
Missing, Bradford	42
Ponce De Leon, Holmes	42
Lake Hamilton, Polk	42
Caryville, Washington	42
Missing, Suwannee	41
Sanibel, Lee	41
Valparaiso, Okaloosa	41
Micanopy, Alachua	41
Missing, Bay	40
Celebration, Osceola	40
Christmas, Orange	39
Babson Park, Polk	39
Howey-In-The-Hills, Lake	38
Inlet Beach, Walton	37
Lake Helen, Volusia	37
Steinhatchee, Taylor	37
Missing, Jefferson	36
Laurel Hill, Okaloosa	36
Malabar, Brevard	36
Hosford, Liberty	36
Bryceville, Nassau	36
Juno Beach, Palm Beach	36
Summerland Key, Monroe	35
Welaka, Putnam	35
Missing, Liberty	35
Cloud Lake, Palm Beach	35
Hallandale Beach, Broward	34
Lauderdale By The Sea, Broward	34
Princeton, Dade	34
Belleair, Pinellas	34
Cutler Bay, Dade	34
Lady Lake, Sumter	33
Osteen, Volusia	33
San Mateo, Putnam	32
Canal Point, Palm Beach	32
Fort McCoy, Marion	32
Fern Park, Seminole	32
Eglin Air Force Base, Okaloosa	32
Big Pine Key, Monroe	32
Sumterville, Sumter	31
Madeira Beach, Pinellas	31
Singer Island, Palm Beach	31
Greensboro, Gadsden	30
Missing, Dixie	29
Hypoluxo, Palm Beach	29
Yalaha, Lake	28
Destin, Walton	28
Felda, Hendry	28
Lockhart, Orange	28
Bay Lake, Orange	28
Bradenton Beach, Manatee	27
Saint James City, Lee	27
The Villages, Lake	26
Holt, Okaloosa	26
Naranja, Dade	26

COVID-19: characteristics of 591,283 Florida resident cases

Data through Aug 21, 2020 verified as of Aug 22, 2020 at 09:25 AM

Data in this report are provisional and subject to change.

The table below includes the cities and counties of residence for cases in Florida residents based on the patient's ZIP Code.

Note that city is not always received as part of the initial notification and may be missing while the case is being investigated.

City and county	Cases
Missing, Charlotte	26
Panacea, Wakulla	25
Patrick Air Force Base, Brevard	25
Paisley, Lake	25
Astor, Lake	25
Oak Hill, Volusia	24
Flemington, Marion	24
Belleair Beach, Pinellas	24
Ochopee, Collier	24
Sopchoppy, Wakulla	23
Clarksville, Calhoun	23
Jupiter, Martin	23
Air Mail Facility, Dade	23
Brooker, Bradford	23
Missing, Union	23
Sunny Isles Beach, Dade	23
Altoona, Lake	23
Centerville, Leon	23
Odessa, Pasco	22
Campbellton, Jackson	22
Grant-Valkaria, Brevard	22
Missing, Franklin	22
Florida Dept Of Corrections, Union	22
Unknown, Orange	22
Longboat Key, Manatee	21
Kindred, Osceola	21
Eatonville, Orange	20
Fruit Cove, St. Johns	20
Ponce Inlet, Volusia	20
Florahome, Putnam	19
Lamont, Jefferson	19
Pinetta, Madison	19
Inglis, Levy	19
Waldo, Alachua	19
Temple Terrace, Hillsborough	19
Callaway, Bay	19
Missing, Lafayette	19
Bascom, Jackson	19
Baldwin, Duval	19
Village Of Wellington, Palm Beach	19
Crystal Beach, Pinellas	19
Georgetown, Putnam	18
Holmes Beach, Manatee	18
Placida, Charlotte	18
Tice, Lee	18
Hialeah Gardens, Dade	18
Dinsmore, Duval	18
Miami Springs, Dade	18
West Panama City Beach, Bay	18
Alafaya, Orange	18
Kissimmee, Orange	18
Highland Beach, Palm Beach	17
Tierra Verde, Pinellas	17
Waverly, Polk	17
Matlacha, Lee	17
Ona, Hardee	17
Okahumpka, Lake	16
Palm Beach Shores, Palm Beach	16
Manalapan, Palm Beach	16

COVID-19: characteristics of 591,283 Florida resident cases

Data through Aug 21, 2020 verified as of Aug 22, 2020 at 09:25 AM

Data in this report are provisional and subject to change.

The table below includes the cities and counties of residence for cases in Florida residents based on the patient's ZIP Code.

Note that city is not always received as part of the initial notification and may be missing while the case is being investigated.

City and county	Cases
North Bay Village, Dade	15
Walnut Hill, Escambia	15
Hollister, Putnam	14
Fort Denaud, Hendry	14
Terra Ceia, Manatee	14
Miami Shores, Dade	14
Carrollwood, Hillsborough	14
Winter Park, Seminole	14
Hampton, Bradford	13
Bay Pines, Pinellas	13
Lighthouse Point, Broward	13
Barefoot Bay, Brevard	13
Santa Fe, Alachua	13
Eaton Park, Polk	13
Balm, Hillsborough	13
Village Of Palmetto Bay, Dade	13
West Park, Broward	13
Dania Beach, Broward	13
Nocatee, Desoto	12
Harmony, Osceola	12
Missing, Glades	12
Palm Shores, Brevard	12
Miami, Unknown	12
Saint Pete Beach, Pinellas	12
Sydney, Hillsborough	12
Sebastian, Brevard	11
Tyndall Air Force Base, Bay	11
Mexico Beach, Bay	11
Bellview, Escambia	11
Unknown, Dade	11
North Redington Beach, Pinellas	11
Intercession City, Osceola	11
Kinard, Calhoun	11
Missing, Alachua	11
Tioga, Alachua	11
Sun City, Hillsborough	11
Ocean Ridge, Palm Beach	11
Goulds, Dade	11
Lake Suzy, Desoto	10
Missing, Putnam	10
Heathrow, Seminole	10
Bayonet Point, Pasco	10
Treasure Island, Pinellas	10
Orange Lake, Marion	10
Palmdale, Glades	10
Labelle, Glades	10
Pensacola Beach, Santa Rosa	9
Kathleen, Polk	9
Bagdad, Santa Rosa	9
La Crosse, Alachua	9
Homosassa Springs, Citrus	9
Key Colony Beach, Monroe	9
Lorida, Highlands	9
University Of Miami, Dade	9
Highland City, Polk	9
Dowling Park, Suwannee	9
Cedar Key, Levy	8
Lacoochee, Pasco	8
Enterprise, Volusia	8

COVID-19: characteristics of 591,283 Florida resident cases

Data through Aug 21, 2020 verified as of Aug 22, 2020 at 09:25 AM

Data in this report are provisional and subject to change.

The table below includes the cities and counties of residence for cases in Florida residents based on the patient's ZIP Code.

Note that city is not always received as part of the initial notification and may be missing while the case is being investigated.

City and county	Cases
Hernando Beach, Hernando	8
Wabasso, Indian River	8
Branford, Lafayette	8
Bradley, Polk	8
Paxton, Walton	8
Reunion, Osceola	8
Plymouth, Orange	7
Long Key, Monroe	7
Lutz, Pasco	7
North Venice, Sarasota	7
Tangerine, Orange	7
Aloma, Orange	7
Gonzalez, Escambia	7
Lehigh, Lee	7
Eloise, Polk	7
Buena Ventura Lakes, Osceola	7
Kenansville, Osceola	7
Venus, Highlands	7
Wahneta, Polk	7
Pasadena, Pinellas	6
Mcintosh, Marion	6
Goodland, Collier	6
Altamonte Springs, Orange	6
Perdido Key, Escambia	6
Tallevast, Manatee	6
Steinhatchee, Dixie	6
Saint Marks, Wakulla	6
PSI, Unknown	6
Jacksonville, Unknown	6
Quail Heights, Dade	6
Maitland, Seminole	6
Sparr, Marion	6
Palma Sola, Manatee	6
Lake City, Suwannee	6
Missing, Columbia	6
Long Boat Key, Manatee	5
Ebro, Washington	5
Penney Farms, Clay	5
Woodville, Leon	5
Yankeetown, Levy	5
Ponce De Leon, Walton	5
Hialeah, Unknown	5
Homeland, Polk	5
Horseshoe Beach, Dixie	5
Crystal Springs, Pasco	5
Saint Lucie West, St. Lucie	5
Micco, Brevard	5
Ferndale, Lake	5
Hallandale Beach, Broward	5
Boca Grande, Lee	5
Shady Grove, Taylor	5
Parker, Bay	5
Mango, Hillsborough	5
Rubonia, Manatee	5
Indian Lake Estates, Polk	5
Poinciana, Osceola	5
South Palm Beach, Palm Beach	5
Nichols, Polk	5
Perrine, Dade	5

COVID-19: characteristics of 591,283 Florida resident cases

Data through Aug 21, 2020 verified as of Aug 22, 2020 at 09:25 AM

Data in this report are provisional and subject to change.

The table below includes the cities and counties of residence for cases in Florida residents based on the patient's ZIP Code. Note that city is not always received as part of the initial notification and may be missing while the case is being investigated.

City and county	Cases
West Delray Beach, Palm Beach	5
Orlando, Osceola	4
Nobleton, Hernando	4
Northdale, Hillsborough	4
Celebration, Orange	4
Durant, Hillsborough	4
Leisure City, Dade	4
Oneco, Manatee	4
New Smyrna, Volusia	4
Hollywood, Unknown	4
Gulf Stream, Palm Beach	4
City Of Sunrise, Broward	4
Ybor City, Hillsborough	4
Maxville, Duval	4
Lulu, Columbia	4
Ft Pierce, St. Lucie	4
Gulf Breeze, Escambia	4
Gulf Hammock, Levy	4
Indian Creek Village, Dade	4
Mayport, Duval	4
Pembroke Park, Broward	4
Sewalls Point, Martin	4
Buckingham, Lee	4
Fort Lauderdale, Unknown	4
Little Torch Key, Monroe	4
Laud-By-The-Sea, Broward	4
Lake Como, Putnam	4
Lake Monroe, Seminole	4
Lowell, Marion	4
Ridge Manor, Pasco	4
Siesta Key, Sarasota	4
Cudjoe Key, Monroe	4
Trilby, Pasco	4
Missing, Hamilton	4
Murdock, Charlotte	4
Bonifay, Washington	4
Davenport, Osceola	4
Loughman, Polk	4
Fort Ogden, Desoto	3
Green Acres, Palm Beach	3
Alturas, Polk	3
Champions Gate, Polk	3
Forest City, Orange	3
Saint George Island, Franklin	3
Telogia, Liberty	3
Port Salerno, Martin	3
Cottdale, Washington	3
Duette, Manatee	3
East Lake, Marion	3
Bayshore Gardens, Manatee	3
Anna Maria, Manatee	3
Hurlburt Field, Okaloosa	3
Grove City, Charlotte	3
Everglades City, Collier	3
University Park, Manatee	3
Orlando, Unknown	3
Lynbrook, Broward	3
Indian Shores, Pinellas	3
Hawthorne, Putnam	3

COVID-19: characteristics of 591,283 Florida resident cases

Data through Aug 21, 2020 verified as of Aug 22, 2020 at 09:25 AM

Data in this report are provisional and subject to change.

The table below includes the cities and counties of residence for cases in Florida residents based on the patient's ZIP Code. Note that city is not always received as part of the initial notification and may be missing while the case is being investigated.

City and county	Cases
Fairfield, Marion	3
Captiva, Lee	3
Belleair Bluffs, Pinellas	3
Apopka, Seminole	3
Candler, Marion	3
Cortez, Manatee	3
Graceville, Holmes	3
Pine Hills, Orange	3
Lakeshore, Polk	3
Miami Gardens, Unknown	3
Clarcona, Orange	3
Sugarloaf, Monroe	3
Pine Castle, Orange	3
Ozona, Pinellas	3
Evinston, Alachua	3
Fanning Springs, Gilchrist	3
Elfers, Pasco	3
Fpo, Duval	3
Braden River, Manatee	3
Cinco Bayou, Okaloosa	3
Indian River Shores, Indian River	3
International Service Center, Dade	3
Mayport Naval Housing, Duval	3
Miami, Broward	3
Mount Plymouth, Lake	3
Miromar Lakes, Lee	3
Vernon, Bay	3
Virginia Gardens, Dade	3
Westchase, Hillsborough	3
Lauderhill, Unknown	3
Florida International University, Dade	3
El Jobean, Charlotte	3
Point Washington, Walton	3
Port Saint John, Brevard	3
Saint Leo, Pasco	3
University Of Central Florida, Orange	3
West Palm Beach, Unknown	3
Sand Lake, Orange	2
Roseland, Indian River	2
Mount Dora, Orange	2
Fort Lauderdale, Dade	2
Basinger, Okeechobee	2
Dade City, Hernando	2
At Large, Broward	2
Lake Butler, Bradford	2
Jonesville, Alachua	2
Miami, Martin	2
Miramar, Unknown	2
Wakulla Springs, Wakulla	2
Union Park, Orange	2
Suwannee, Dixie	2
Samoset, Manatee	2
Palma Ceia, Hillsborough	2
Orange Springs, Marion	2
Oakland Park, Unknown	2
Holder, Citrus	2
Nalcrest, Polk	2
Rocky Point, Hillsborough	2
White Springs, Columbia	2

COVID-19: characteristics of 591,283 Florida resident cases

Data through Aug 21, 2020 verified as of Aug 22, 2020 at 09:25 AM

Data in this report are provisional and subject to change.

The table below includes the cities and counties of residence for cases in Florida residents based on the patient's ZIP Code.

Note that city is not always received as part of the initial notification and may be missing while the case is being investigated.

City and county	Cases
Venice, Manatee	2
Unknown, Seminole	2
Cypress, Jackson	2
Deerfield Beach, Unknown	2
Glenwood, Volusia	2
Lamont, Taylor	2
Miccosukee, Leon	2
Milligan, Okaloosa	2
Homeless, Pinellas	2
Miramar, Dade	2
Mesa, Unknown	2
Longboat Key, Sarasota	2
Ormond Beach, Flagler	2
Pompano Beach, Unknown	2
San Carlos Park, Lee	2
Shady Hills, Pasco	2
Sorrento, Orange	2
University Of Tampa, Hillsborough	2
Jacksonville Naval Hospital, Duval	2
Earleton, Alachua	2
Bayou George, Bay	2
Clewiston, Palm Beach	2
Oklawaha, Marion	2
Orlando, Seminole	2
Laurel, Sarasota	2
Sunny Hills, Washington	2
Switzerland, St. Johns	2
Tampa, Pinellas	2
White City, Gulf	2
Unknown, Palm Beach	2
Watersound, Walton	2
University Of Fl, Alachua	2
Grandin, Putnam	2
Hollywood, Dade	2
Inlet Beach, Bay	2
Jacksonville, Clay	2
Doctors Inlet, Clay	2
Archer, Levy	2
Hallandale Beach, Unknown	2
Jensen Beach, St. Lucie	2
Loxahatchee Groves, Palm Beach	2
Port Saint Lucie, Martin	2
Ponte Vedra, Duval	2
Port Charlotte, Unknown	2
The Villages, Marion	2
Valkaria, Brevard	2
West Bradenton, Manatee	2
River Ranch, Polk	2
Ramrod Key, Monroe	2
Trenton, Levy	2
Fort Charlotte, Charlotte	2
Gibsonia, Polk	2
Destin, Unknown	2
Daytona Beach Shores, Volusia	2
Redington Beach, Pinellas	2
Redington Shores, Pinellas	2
Town N Country, Hillsborough	2
Margate, Unknown	2
Madison, Unknown	2

COVID-19: characteristics of 591,283 Florida resident cases

Data through Aug 21, 2020 verified as of Aug 22, 2020 at 09:25 AM

Data in this report are provisional and subject to change.

The table below includes the cities and counties of residence for cases in Florida residents based on the patient's ZIP Code.

Note that city is not always received as part of the initial notification and may be missing while the case is being investigated.

City and county	Cases
Lealman, Pinellas	2
Wewahitchka, Calhoun	2
Wausau, Washington	2
Scottsmoor, Brevard	2
Westlake, Palm Beach	2
Orlando, Brevard	2
Goldenrod, Seminole	2
Chokoloskee, Collier	2
Lake Harbor, Palm Beach	2
Lanark Village, Franklin	2
Green, Clay	1
Hialean, Unknown	1
Holt, Unknown	1
Jacksonville, Palm Beach	1
Miami Granders, Dade	1
Los Angeles, Polk	1
Cosselberry, Orange	1
Crestview, Dade	1
Dania, Unknown	1
Darien, Pasco	1
Bostwick, Putnam	1
Brewton, Escambia	1
Bartow, Unknown	1
Boca Rotan, Unknown	1
Caryville, Holmes	1
Cassadaga, Volusia	1
Grand Island, Unknown	1
Fort Myers, Seminole	1
Fwb, Unknown	1
Gastonia, Polk	1
Deltona , Volusia	1
Opa Locka, Unknown	1
Orange, Orange	1
Saint Petersburg, Dade	1
San Pedro Sula, Dade	1
Rosemary Beach, Bay	1
Saint Cloud, Orange	1
Port Charlotte Fl, Unknown	1
Palm Coast, Orange	1
Wimauma, Manatee	1
Sea Ranch Lakes, Broward	1
Seminole, Orange	1
Tampa, Dade	1
Winterpark, Unknown	1
Longwood, Orange	1
Live Oak, Columbia	1
Mc Dade, Broward	1
Miamt, Dade	1
Mid Florida, Seminole	1
Ocala, Unknown	1
Ocean Breeze, Martin	1
N/A, Duval	1
University Of Central Fl, Orange	1
Unknown Out Of Area, Duval	1
Valrico, Orange	1
Tampa, Orange	1
South Fort Myers, Lee	1
Orlando, Orange	1
Palm City, Unknown	1

COVID-19: characteristics of 591,283 Florida resident cases

Data through Aug 21, 2020 verified as of Aug 22, 2020 at 09:25 AM

Data in this report are provisional and subject to change.

The table below includes the cities and counties of residence for cases in Florida residents based on the patient's ZIP Code.

Note that city is not always received as part of the initial notification and may be missing while the case is being investigated.

City and county	Cases
Deer Island, Lake	1
Eustic, Unknown	1
Everett, Dade	1
Apopka, Unknown	1
Alligator Point, Wakulla	1
Amelia City, Nassau	1
Bonita Springs, Collier	1
Greenacres, Unknown	1
Florida Power & Light Co, Dade	1
Fortlauderdale, Unknown	1
Ft Pierce, Unknown	1
Garland, Orange	1
Homeless, Dade	1
Hallandate Ben, Unknown	1
Jacksonville, Dade	1
Tallahassee, Unknown	1
South Miami, Unknown	1
Saint Augusaintine Beach, St. Johns	1
Seven Springs, Pasco	1
West Villages, Sarasota	1
Wintergarden, Orange	1
Washington, Unknown	1
Unkown, Seminole	1
Upper Key Largo, Monroe	1
Port Everglades, Broward	1
Palm City, St. Lucie	1
Orlando, Lake	1
Middlesburg, Duval	1
Newark, Broward	1
Niceville, Walton	1
Mount Pleasant, Gadsden	1
Miami, Palm Beach	1
Lake Geneva, Clay	1
Jupiter, Duval	1
Jacksonville Beach, Collier	1
Immokalee, Lee	1
Harrison, Pinellas	1
Fort Pierce, Unknown	1
Davenport, Orange	1
Boca Raton, Orange	1
Brooksville, Pasco	1
Dade City, Hillsborough	1
Celeste, Broward	1
Clermont, Orange	1
Clermont, Polk	1
Beverly Beach, Flagler	1
Aollywoss, Dade	1
At Larged, Broward	1
Hispanic, St. Lucie	1
Kissimmee, Brevard	1
Gainsville, Alachua	1
Fort Pierce, Martin	1
99, Unknown	1
Florence Villa, Polk	1
Fl, Dade	1
Estero, Collier	1
Fellsmele, Brevard	1
Unknown, Columbia	1
Wesley Chapel, Alachua	1

COVID-19: characteristics of 591,283 Florida resident cases

Data through Aug 21, 2020 verified as of Aug 22, 2020 at 09:25 AM

Data in this report are provisional and subject to change.

The table below includes the cities and counties of residence for cases in Florida residents based on the patient's ZIP Code.

Note that city is not always received as part of the initial notification and may be missing while the case is being investigated.

City and county	Cases
Worthington Springs, Union	1
Weston, Dade	1
South Daytona Beach, Volusia	1
Tarpon Springs, Pasco	1
Tewksbury, Orange	1
Tampa Palms, Hillsborough	1
San Antonio, Unknown	1
Miamf, Dade	1
Riverview, Unknown	1
Olustee, Baker	1
Opalocka, Dade	1
Pine Ridge, Citrus	1
Okeechobee, St. Lucie	1
Champions Gate, Osceola	1
Brentwood, Citrus	1
Cape Haze, Charlotte	1
Davie, Unknown	1
Babcock Ranch, Charlotte	1
Alva, Escambia	1
Branford, Gilchrist	1
Duck Key, Monroe	1
F M, Lee	1
Interlachen, Duval	1
Jacksonville Naval Air Station, Duval	1
Jacksonville, Nassau	1
Homossa, Orange	1
Hosford, Calhoun	1
Hialeahgardens, Dade	1
Unk, Alachua	1
Unknown Out Of Area, St. Lucie	1
Unknown, Charlotte	1
Watersound, Bay	1
Sunrtise, Dade	1
Uknown, Unknown	1
Sharpes, Brevard	1
Sanford, Orange	1
Perth Amboy, Hillsborough	1
Punta Gorda, Unknown	1
Oldsrav, Manatee	1
Panama City, Unknown	1
Monroe, Hillsborough	1
Morriston, Marion	1
North Fort Myers, Charlotte	1
North Laud, Unknown	1
Lucedale, St. Lucie	1
Wtixrat, Dade	1
Yeehaw, Okeechobee	1
Hutchinson Island, St. Lucie	1
Jacksonville, Orange	1
Lakeland, Unknown	1
Layton, Monroe	1
Los Angeles, Dade	1
Mckinney, Broward	1
Miamc, Dade	1
Hallandale, Unknown	1
Homeless, Hillsborough	1
Hoclywsod, Dade	1
Deerfield, Broward	1
Coconut Ck, Unknown	1

COVID-19: characteristics of 591,283 Florida resident cases

Data through Aug 21, 2020 verified as of Aug 22, 2020 at 09:25 AM

Data in this report are provisional and subject to change.

The table below includes the cities and counties of residence for cases in Florida residents based on the patient's ZIP Code.

Note that city is not always received as part of the initial notification and may be missing while the case is being investigated.

City and county	Cases
Carl Fisher, Dade	1
Apollo Beach, Manatee	1
Alpharetta, Broward	1
Unknown, Volusia	1
Tamarac, Dade	1
Stetson University, Volusia	1
Westville, Walton	1
Rosemary Beach, Walton	1
Saint Johns, Duval	1
Salt Springs, Marion	1
Pass-A-Grille Beach, Pinellas	1
Pensacola Beach, Escambia	1
Pensacola, Unknown	1
Northport, Sarasota	1
Other, Dade	1
Orl, Osceola	1
Lauderdale Lakes, Unknown	1
Island Grove, Alachua	1
Jupiter Inlet, Palm Beach	1
Miamksaohes, Dade	1
Metter, Manatee	1
Mexico Beach, Gulf	1
Miami Dade, Unknown	1
Indian Rock Beach, Pinellas	1
Hillsboro Beach, Broward	1
Greenville, Taylor	1
Cross Key, Monroe	1
Cypress Gardens, Polk	1
Babcock Ranch, Lee	1
Graham, Bradford	1
Fellsmere, Brevard	1
Fernandina, Nassau	1
North Lauderdale, Unknown	1
North Miami, Palm Beach	1
North Port, Manatee	1
Orlando, Manatee	1
Okeechobee, Martin	1
Okeechobi, Unknown	1
San Fernando, Unknown	1
Salem, Taylor	1
Sarasota, Unknown	1
Seacrest, Walton	1
Pooler, Broward	1
Panomo City, Bay	1
Pensacola, Dade	1
Syracuse, Unknown	1
Sunrise, Unknown	1
St Cloud, Orange	1
Twentynine Palms, Broward	1
Unknown, Manatee	1
Xifamk, Dade	1
Windermere, Unknown	1
Marathon Shores, Monroe	1
Mayport Naval Station, Duval	1
Litchfield Park, Unknown	1
Laurel Hill, Walton	1
Jena, Taylor	1
Lake Worth, Unknown	1
Haines City, Orange	1

COVID-19: characteristics of 591,283 Florida resident cases

Data through Aug 21, 2020 verified as of Aug 22, 2020 at 09:25 AM

Data in this report are provisional and subject to change.

The table below includes the cities and counties of residence for cases in Florida residents based on the patient's ZIP Code.

Note that city is not always received as part of the initial notification and may be missing while the case is being investigated.

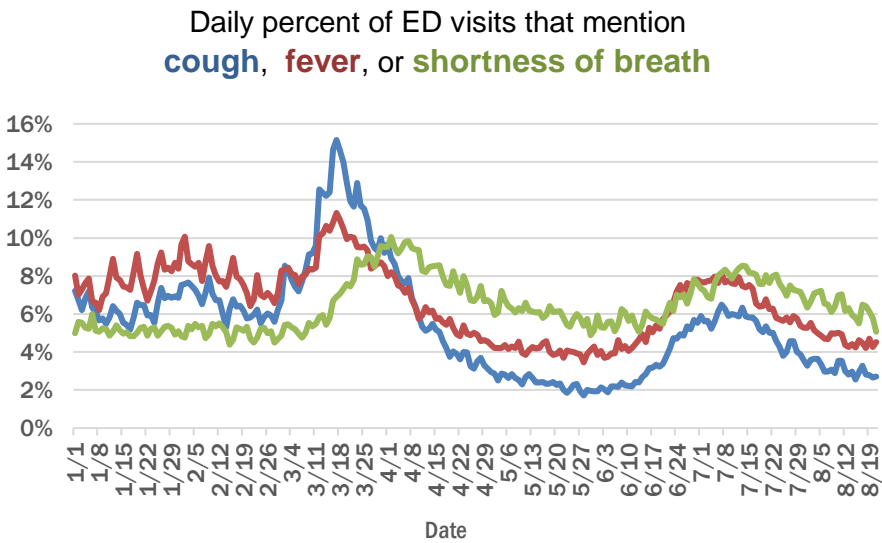
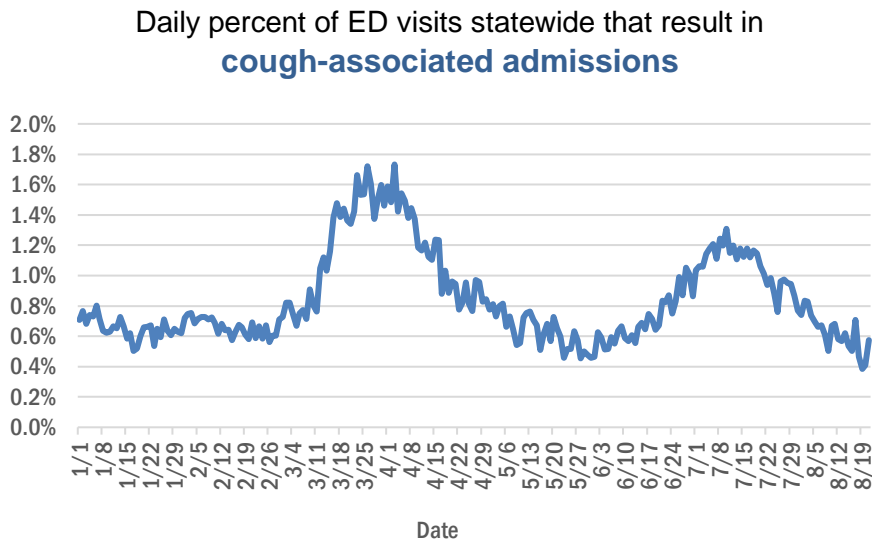
City and county	Cases
Austin, Dade	1
Boys Ranch, Suwannee	1
Clearwater, Hillsborough	1
Apo, Collier	1
Arcadia, Unknown	1
Astor, Volusia	1
Big Torch Key, Monroe	1
Bonifay, Unknown	1
East Rockland Key, Monroe	1
Franklin, Orange	1
New Port Richey, Hillsborough	1
Okeechobee, Highlands	1
Orange Park, Duval	1
Seacrest, Bay	1
Stiamk, Dade	1
Sugarloaf Key, Monroe	1
Port St Luice, Unknown	1
Rices Landing, Dade	1
Pensacola Naval Hospital, Escambia	1
Tavares, Unknown	1
Unknown, Duval	1
West Hollywood, Broward	1
Weston, Unknown	1
Winter Springs, Orange	1
Total	591,283

COVID-19: additional surveillance information

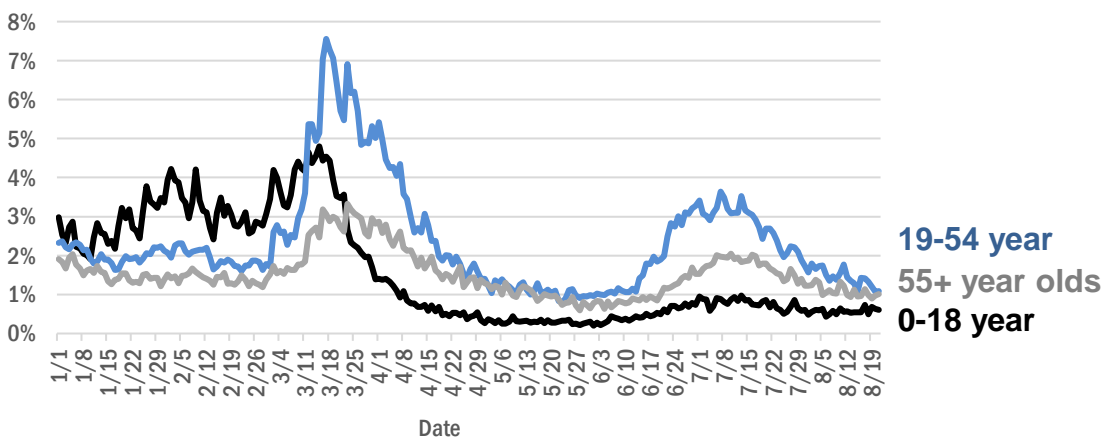
Data through Aug 21, 2020 verified as of Aug 22, 2020 at 09:25 AM

Data in this report are provisional and subject to change.

Statewide emergency department (ED) chief complaint and admission data



Daily percent of ED visits statewide that mention cough by age group



The Electronic Surveillance System for the Early Notification of Community-Based Epidemics (ESSENCE-FL) includes chief complaint data from 211 of 212 Florida EDs. Data are transmitted electronically to ESSENCE-FL daily or hourly.

COVID-19: All Florida residents with test results reported

Data through Aug 21, 2020 verified as of Aug 22, 2020 at 09:25 AM

Data in this report are provisional and subject to change.

The table below includes persons with laboratory results that the Department of Health has received electronically or by mail/fax for Florida residents.

County	Awaiting testing	Inconclusive	Negative	Positive	Percent positive	Total tested
Dade	459	1,939	621,464	150,237	19%	773,640
Broward	128	856	410,183	68,337	14%	479,376
Palm Beach	268	600	264,414	39,997	13%	305,011
Hillsborough	214	529	229,093	35,424	13%	265,046
Orange	422	291	260,307	34,128	12%	294,726
Duval	210	217	201,387	25,187	11%	226,791
Pinellas	14	138	166,963	19,209	10%	186,310
Lee	33	70	105,913	17,653	14%	123,636
Polk	66	112	92,223	16,104	15%	108,439
Collier	181	73	56,355	11,074	16%	67,502
Osceola	166	129	59,213	10,596	15%	69,938
Manatee	15	75	81,535	10,014	11%	91,624
Escambia	5	55	65,465	9,796	13%	75,316
Volusia	81	112	71,849	8,805	11%	80,766
Marion	27	107	50,862	7,912	13%	58,881
Seminole	54	67	65,281	7,706	11%	73,054
Pasco	133	54	66,335	7,645	10%	74,034
Sarasota	14	54	73,228	6,921	9%	80,203
Brevard	13	58	82,909	6,868	8%	89,835
St. Lucie	273	48	40,918	6,561	14%	47,527
Lake	185	86	65,250	5,969	8%	71,305
Leon	16	122	62,462	5,680	8%	68,264
Bay	15	56	24,242	5,040	17%	29,338
Alachua	14	32	74,006	4,859	6%	78,897
Santa Rosa	22	39	26,632	4,379	14%	31,050
St. Johns	54	29	40,432	4,081	9%	44,542
Martin	50	40	23,265	4,038	15%	27,343
Okaloosa	48	45	27,375	3,893	12%	31,313
Clay	22	20	33,850	3,638	10%	37,508
Columbia	4	55	11,455	3,164	22%	14,674
Indian River	48	14	26,620	2,720	9%	29,354
Charlotte	12	33	25,881	2,487	9%	28,401
Hernando	5	14	18,791	2,406	11%	21,211
Suwannee	2	48	7,299	2,306	24%	9,653
Jackson	7	13	12,020	2,204	15%	14,237
Gadsden	7	45	11,998	2,148	15%	14,191
Citrus	37	9	18,676	1,944	9%	20,629
Hendry		19	7,062	1,921	21%	9,002
Highlands	10	10	15,823	1,709	10%	17,542
Putnam	2	12	12,496	1,707	12%	14,215
Sumter	22	21	17,983	1,695	9%	19,699
Monroe	57	13	13,674	1,664	11%	15,351
Desoto	6	7	8,586	1,446	14%	10,039
Walton		35	9,066	1,433	14%	10,534
Nassau	31	17	14,778	1,364	8%	16,159
Flagler	7	17	15,307	1,225	7%	16,549
Okeechobee	2	14	8,330	1,191	12%	9,535
Lafayette	3	12	1,287	1,159	47%	2,458

COVID-19: All Florida residents with test results reported

Data through Aug 21, 2020 verified as of Aug 22, 2020 at 09:25 AM

Data in this report are provisional and subject to change.

The table below includes persons with laboratory results that the Department of Health has received electronically or by mail/fax for Florida residents.

County	Awaiting testing	Inconclusive	Negative	Positive	Percent positive	Total tested
Taylor	10	29	4,443	1,143	20%	5,615
Baker	29	25	5,328	1,111	17%	6,464
Hardee	4	9	5,607	1,043	16%	6,659
Washington	12	21	5,516	963	15%	6,500
Levy	2	11	6,055	843	12%	6,909
Wakulla	3	36	7,599	842	10%	8,477
Madison	2	11	4,541	808	15%	5,360
Gulf	2	5	4,440	777	15%	5,222
Hamilton	1	2	4,469	661	13%	5,132
Dixie	1	12	3,868	656	14%	4,536
Bradford	2	22	4,476	640	12%	5,138
Holmes	3	7	3,891	570	13%	4,468
Calhoun	1	10	3,773	534	12%	4,317
Union		16	7,968	526	6%	8,510
Franklin	3	5	3,833	505	12%	4,343
Jefferson		15	2,768	480	15%	3,263
Glades	1	1	785	444	36%	1,230
Gilchrist	2	8	3,542	434	11%	3,984
Liberty	1		2,808	416	13%	3,224
Unknown	1	36	5,490	243	4%	5,769
Total	3,544	6,742	3,791,743	591,283	13%	4,389,768

COVID-19: testing by laboratory

Data through Aug 21, 2020 verified as of Aug 22, 2020 at 09:25 AM

Data in this report are provisional and subject to change.

The numbers in the table below represent the number of Florida and non-Florida residents for whom test results were received by the Department of Health. A person can be tested by more than one laboratory and can have both positive and negative results. **Therefore, the sum of the numbers in each column will be larger than the total number of people tested.**

Reporting lab	Inconclusive	Negative	Positive	Percent positive	Total
LABORATORY CORPORATION OF AMERICA	1,245	760,274	107,229	12%	868,748
QUEST DIAGNOSTICS - TAMPA	6,105	707,323	103,245	13%	816,673
BIO REFERENCE LABORATORIES, INC	6,437	501,121	99,720	16%	607,278
GENETWORX	662	390,624	32,860	8%	424,146
CURATIVE_LABS	4,204	256,845	27,016	9%	288,065
REALTOX LABS LLC	2,778	228,434	40,571	15%	271,783
NORTHWEST LABORATORY	231	117,115	6,148	5%	123,494
ADVENT HEALTH LAB	112	101,304	14,109	12%	115,525
ELABNETWORK	829	90,567	8,181	8%	99,577
MEDICAL DIAGNOSTIC LABORATORIES	830	86,122	12,337	12%	99,289
KORVALABS, INC	1,133	86,310	4,346	5%	91,789
MAKO GENOMICS	3,991	63,115	11,877	15%	78,983
BIOCOLLECTIONS WORLDWIDE, INC	378	61,555	9,913	14%	71,846
MAYO CLINIC LABORATORIES	164	64,423	6,863	10%	71,450
MEMORIAL REGIONAL HOSPITAL SOUTH	20	51,069	13,001	20%	64,090
QUEST DIAGNOSTICS NICHOLS INSTITUTE, INC.	266	55,274	7,488	12%	63,028
BAYCARE LABORATORIES LLC	328	55,449	5,651	9%	61,428
BPHL-JACKSONVILLE	14	49,161	9,179	16%	58,354
SACRED HEART HOSPITAL LABORATORY	2	47,963	6,159	11%	54,124
ORLANDO REG MED CENTER CLINICAL LAB	478	44,897	5,703	11%	51,078
DIATHERIX LABORATORIES		40,304	5,886	13%	46,190
TAMPA GENERAL HOSPITAL	4	40,808	3,221	7%	44,033
UF PATHLABS	33	40,862	1,862	4%	42,757
TESTING MATTERS INC		37,266	5,068	12%	42,334
BPHL-MIAMI	214	34,160	7,728	18%	42,102
ARUP LABORATORIES		34,830	2,449	7%	37,279
VIRACOR-EUROFINS LABORATORIES		27,651	8,657	24%	36,308
JACKSON MEMORIAL HOSPITAL CLINICAL LAB	79	28,289	6,886	20%	35,254
Florida_Hospital	44	28,364	4,073	13%	32,481
BPHL-TAMPA (SPECTRUM BLVD)	45	27,463	4,718	15%	32,226
SHANDS AT THE UNIVERSITY OF FLORIDA	179	26,696	1,559	5%	28,434
AIT LABORATORIES		25,300	2,992	11%	28,292
RCA LABORATORY SERVICES, LLC		26,920	1,174	4%	28,094
SUNPATH MEDICAL DIAGNOSTICS LABORATORY	166	22,739	4,057	15%	26,962
LAKELAND REGIONAL MEDICAL CENTER	80	22,749	2,788	11%	25,617
ST VINCENT'S MEDICAL CENTER - RIVERSIDE	1	22,126	2,640	11%	24,767
CAPE CORAL HOSPITAL CLINICAL LABORATORY		16,765	3,041	15%	19,806
WALGREENS	11	16,795	2,813	14%	19,619
BROWARD GENERAL MEDICAL CENTER-CLINICAL LAB	2	14,906	2,053	12%	16,961
NIZNIK LAB CORP	346	11,176	5,045	30%	16,567
BAPTIST MEDICAL CENTER JACKSONVILLE	1	14,190	970	6%	15,161
SHANDS JACKSONVILLE MEDICAL CENTER INC	31	13,700	1,295	9%	15,026
BAPTIST HOSPITAL OF MIAMI CLINICAL LABORATORY	23	12,074	2,694	18%	14,791
AKESOGEN		12,304	1,983	14%	14,287
STATLAB_MOBILE	1	12,560	1,126	8%	13,687
ADVENTHEALTH DAYTONA BEACH	26	12,385	1,000	7%	13,411
FLORIDA HOSPITAL - TAMPA	5	11,868	1,220	9%	13,093

COVID-19: testing by laboratory

Data through Aug 21, 2020 verified as of Aug 22, 2020 at 09:25 AM

Data in this report are provisional and subject to change.

The numbers in the table below represent the number of Florida and non-Florida residents for whom test results were received by the Department of Health. A person can be tested by more than one laboratory and can have both positive and negative results. **Therefore, the sum of the numbers in each column will be larger than the total number of people tested.**

Reporting lab	Inconclusive	Negative	Positive	Percent positive	Total
SARASOTA MEMORIAL HOSPITAL MAIN LAB	12	11,722	1,025	8%	12,759
IMPACT HEALTH BIOMETRIC TESTING, INC	145	11,080	1,522	12%	12,747
TALLAHASSEE MEMORIAL HOSPITAL	75	11,665	939	7%	12,679
CLEVELAND CLINIC HOSPITAL LAB	4	11,132	1,174	10%	12,310
APPLIED INGENUITY DIAGNOSTICS LLC		11,486	774	6%	12,260
NAPLES COMMUNITY HOSPITAL	25	10,849	1,283	11%	12,157
PALMETTO GENERAL HOSPITAL LAB	3	9,045	2,823	24%	11,871
ST JOSEPHS HOSPITAL LABORATORY	11	10,163	1,517	13%	11,691
MILLENNIUM PHYSICIAN GROUP		9,198	1,810	16%	11,008
MOUNT SINAI MEDICAL CENTER	6	9,780	1,207	11%	10,993
UNIVERSITY OF MIAMI HOSPITAL	9	8,750	1,658	16%	10,417
NICKLAUS CHILDREN'S HOSPITAL	34	8,242	2,047	20%	10,323
NORTH FLORIDA REGIONAL MEDICAL CENTER		9,047	1,047	10%	10,094
ECCO LAB GROUP CO	279	7,046	2,331	24%	9,656
INTEGRATED REGIONAL LABORATORIES LLP		8,074	1,538	16%	9,612
JFK MEDICAL CENTER LAB	1	8,009	1,524	16%	9,534
SAINT MARY'S MEDICAL CENTER	13	7,967	1,280	14%	9,260
BRANDON REGIONAL HOSPITAL		7,588	1,418	16%	9,006
SOUTH MIAMI HOSPITAL LAB	12	7,669	1,160	13%	8,841
JUPITER MEDICAL CENTER LAB	39	7,748	1,051	12%	8,838
QUEST NEW ENGLAND	35	7,776	996	11%	8,807
MORTON PLANT HOSPITAL-ADLER INSTITUTE	8	8,073	660	8%	8,741
LABCORP BURLINGTON (LPP)	3	7,988	395	5%	8,386
WELLINGTON REGIONAL MED CTR LAB	3	6,818	1,117	14%	7,938
FLORIDA HOSPITAL WATERMAN LABORATORY	15	7,245	620	8%	7,880
INDIAN RIVER MEDICAL CENTER LAB		7,246	487	6%	7,733
PANCARE OF FLORIDA INC		7,000	520	7%	7,520
MEMORIAL REGIONAL HOSPITAL CLINICAL LABORATORY	8	6,708	528	7%	7,244
REAL DIAGNOSTICS	77	6,449	465	7%	6,991
LARKIN COMMUNITY HOSPITAL	10	5,805	1,099	16%	6,914
LARKIN COMMUNITY HOSPITAL INC DBA CARDIOTROPIC		3,583	3,177	47%	6,760
HOMESTEAD HOSPITAL CLINICAL LABORATORY	12	5,071	1,510	23%	6,593
BAPTIST HOSPITAL OF MIAMI MOLECULAR DIAGNOSTICS	56	5,616	844	13%	6,516
LEESBURG REGIONAL MEDICAL CENTER		5,766	683	11%	6,449
QUEST DIAGNOSTICS INFECTIOUS DISEASE INC	39	4,948	1,450	23%	6,437
AEGIS SCIENCES CORPORATION	27	5,870	536	8%	6,433
ARNOLD PALMER MEDICAL CENTER CLINICAL LAB		6,200	223	3%	6,423
DELRAY MEDICAL CENTER	2	5,673	725	11%	6,400
MEMORIAL HOSPITAL JACKSONVILLE	8	4,886	1,292	21%	6,186
Lee Memorial Hospital		4,862	1,296	21%	6,158
OSCEOLA REGIONAL MEDICAL CENTER	1	5,057	996	16%	6,054
WEST KENDALL BAPTIST HOSPITAL LABORATORY	4	4,725	1,310	22%	6,039
ST ANTHONY'S HOSPITAL LAB	11	5,298	716	12%	6,025
AMERICAN HEALTH ASSOCIATES	7	4,741	1,200	20%	5,948

COVID-19: testing by laboratory

Data through Aug 21, 2020 verified as of Aug 22, 2020 at 09:25 AM

Data in this report are provisional and subject to change.

The numbers in the table below represent the number of Florida and non-Florida residents for whom test results were received by the Department of Health. A person can be tested by more than one laboratory and can have both positive and negative results. **Therefore, the sum of the numbers in each column will be larger than the total number of people tested.**

Reporting lab	Inconclusive	Negative	Positive	Percent positive	Total
WINTER HAVEN HOSPITAL CLINICAL LABORATORY	1	4,930	942	16%	5,873
QUEST DIAGNOSTICS - WEST HILLS	20	5,361	205	4%	5,586
LAWNWOOD REGIONAL MEDICAL CENTER	1	4,671	908	16%	5,580
GOOD SAMARITAN MEDICAL CENTER LAB	1	4,554	897	16%	5,452
BIOCERNA LABS	223	4,190	959	18%	5,372
ST JOSEPHS HOSPITAL	7	4,635	702	13%	5,344
BAPTIST MEDICAL CENTER SOUTH		4,946	385	7%	5,331
DRS CLACK SPENCER WHITE & MCCORMACK PA D/B/A		4,601	653	12%	5,254
ORANGE PARK MEDICAL CENTER	9	4,113	1,106	21%	5,228
MEASE COUNTRYSIDE LAB	1	4,682	515	10%	5,198
GULF COAST MEDICAL CENTER MICROLAB		3,787	1,271	25%	5,058
MARTIN HOSPITAL SOUTH LAB		4,758	279	6%	5,037
HALIFAX MEDICAL CENTER LAB	18	4,117	683	14%	4,818
BOSTON HEART DIAGNOSTICS CORP		4,092	648	14%	4,740
QUEST DIAGNOSTICS NICHOLS INSTITUTE - SJC (ELR)	22	4,053	660	14%	4,735
RUTGERS CLINICAL GENOMICS LABORATORY	10	4,479	190	4%	4,679
BAPTIST HOSPITAL LABORATORY	4	3,901	770	16%	4,675
FLORIDA HOSPITAL HEARTLAND MED CTR CLINICAL LAB	1	4,186	478	10%	4,665
BETHESDA HOSPITAL EAST		4,092	563	12%	4,655
WEST FLORIDA HOSPITAL LAB		3,634	1,008	22%	4,642
WESTSIDE REGIONAL MED CTR	2	3,638	904	20%	4,544
WEST BOCA MEDICAL CENTER LAB		4,042	477	11%	4,519
MANATEE MEMORIAL HOSPITAL		4,000	475	11%	4,475
CORAL GABLES HOSPITAL CLINICAL LABORATORY		3,386	1,042	24%	4,428
FLORIDA HOSPITAL WESLEY CHAPEL	1	4,019	376	9%	4,396
NCH NORTH NAPLES HOSPITAL LAB	5	3,656	588	14%	4,249
LARGO MEDICAL CENTER		3,682	560	13%	4,242
PALM BEACH GARDENS MEDICAL CTR LAB		3,810	412	10%	4,222
OAK HILL HOSPITAL		3,719	495	12%	4,214
MERCY HOSPITAL A CAMPUS OF PLANTATION GEN HOSP LAB	1	3,081	1,110	26%	4,192
NORTHWEST MEDICAL CENTER	1	3,196	970	23%	4,167
AVENTURA HOSPITAL LAB		3,085	1,082	26%	4,167
DOCTORS HOSPITAL	2	3,262	853	21%	4,117
HEALTH PARK MEDICAL CENTER CLINICAL LAB		3,309	788	19%	4,097
MEMORIAL HOSPITAL WEST LABORATORY SERVICES	12	3,590	410	10%	4,012
THE VILLAGES REGIONAL HOSPITAL		3,671	302	8%	3,973
PATIENTS FIRST LAKE ELLA MEDICAL CENTER PA		3,048	916	23%	3,964
Capital Regional Medical Ctr		3,119	773	20%	3,892
PALMS WEST HOSPITAL LAB	2	3,031	837	22%	3,870
BROWARD HEALTH NORTH CLINICAL LABORATORY		3,300	560	15%	3,860
CORAL SPRINGS MED CTR		3,419	431	11%	3,850
NORTH SHORE MEDICAL CENTER		2,979	857	22%	3,836
FLORIDA HOSPITAL ZEPHYRHILLS		3,496	285	8%	3,781
ABL MEDICAL CARE LLC		3,278	483	13%	3,761
BLAKE MEDICAL CENTER		3,071	681	18%	3,752

COVID-19: testing by laboratory

Data through Aug 21, 2020 verified as of Aug 22, 2020 at 09:25 AM

Data in this report are provisional and subject to change.

The numbers in the table below represent the number of Florida and non-Florida residents for whom test results were received by the Department of Health. A person can be tested by more than one laboratory and can have both positive and negative results. **Therefore, the sum of the numbers in each column will be larger than the total number of people tested.**

Reporting lab	Inconclusive	Negative	Positive	Percent positive	Total
FLORIDA HOSPITAL FLAGLER	2	3,480	247	7%	3,729
FLORIDA MEDICAL CENTER - A CAMPUS OF NORTH SHORE	2	3,101	588	16%	3,691
MOFFITT CANCER CENTER	5	3,609	54	1%	3,668
QUEST DIAGNOSTICS	3	3,182	348	10%	3,533
FLORIDA HOSPITAL DELAND	7	2,911	601	17%	3,519
CARDIOTROPIC LABS	81	2,707	687	20%	3,475
EXACT SCIENCES LABORATORIES		3,120	307	9%	3,427
CLEVELAND CLINIC MARTIN SOUTH HOSPITAL		3,092	313	9%	3,405
PLANTATION GENERAL HOSPITAL		2,519	865	26%	3,384
FLORIDA HOSPITAL OF CARROLLWOOD		2,890	488	14%	3,378
REGIONAL MEDCIAL CENTER BAYONET POINT	2	3,095	278	8%	3,375
NEW YORK STATE ELR - SUNRISE MEDICAL LABORATORIES		3,288	77	2%	3,365
BAYFRONT MEDICAL CENTER	12	2,484	845	25%	3,341
NEMOURS CHILDRENS HOSPITAL		3,197	83	3%	3,280
INFORM DIAGNOSTICS, INC		3,076	182	6%	3,258
MEDICAL CENTER OF TRINITY CLINICAL LABORATORY		2,733	462	14%	3,195
NORTHSIDE HOSPITAL AND HEART INSTITUTE		2,723	436	14%	3,159
LAKE CITY MEDICAL CENTER		2,291	746	25%	3,037
OCALA REGIONAL MEDICAL CENTER		2,639	383	13%	3,022
BAPTIST MEDICAL CENTER - BEACHES		2,765	201	7%	2,966
DR. P. PHILLIPS HOSPITAL		2,803	119	4%	2,922
MORTON PLANT-MEASE	1	2,676	209	7%	2,886
ST JOSEPHS NORTH HOSPITAL LAB		2,516	322	11%	2,838
GULF COAST MEDICAL CENTER LAB		2,194	637	23%	2,831
CENTRAL FLORIDA REGIONAL HOSPITAL		2,433	384	14%	2,817
IMPERIAL POINT MEDICAL CENTER		2,507	270	10%	2,777
LAKEWOOD RANCH MEDICAL CENTER		2,458	259	10%	2,717
LEON MEDICAL CENTERS LLC		2,136	579	21%	2,715
FULGENT DIAGNOSTICS	74	2,360	171	7%	2,605
ST LUCIE MEDICAL CENTER		2,065	521	20%	2,586
SOUTH FLORIDA BAPTIST HOSPITAL MICRO	1	2,116	385	15%	2,502
SOUTH LAKE HOSPITAL		2,389	111	4%	2,500
POINCIANA MEDICAL CENTER		1,797	685	28%	2,482
PHYSICIANS REGIONAL MEDICAL CENTER - PINE RIDGE RD		2,034	442	18%	2,476
NIGHT LITE PEDIATRICS	1	1,822	580	24%	2,403
ALL CHILDREN'S HOSPITAL LAB		2,189	178	8%	2,367
UHEALTH CORAL GABLES/LENNAR MED CTR		2,212	124	5%	2,336
WESTCHESTER HOSPITAL	16	1,901	415	18%	2,332
MEDCOMP SCIENCES LLC	28	1,294	998	43%	2,320
BAPTIST MEDICAL CENTER - NASSAU		2,196	117	5%	2,313
WEST MARION COMMUINITY HOSPITAL LAB		2,029	277	12%	2,306
VISTA CLINICAL		1,160	1,103	49%	2,263
UNIVERSITY HOSPITAL AND MEDICAL CENTER		1,655	603	27%	2,258
FLORIDA HOSPITAL NORTH PINELLAS	5	2,047	159	7%	2,211
SOUTH SEMINOLE HOSPITAL LABORATORY		2,099	91	4%	2,190
QUEST DIAGNOSTICS - ATLANTA	4	1,915	245	11%	2,164
WEST PALM HOSPITAL LAB		1,834	321	15%	2,155

COVID-19: testing by laboratory

Data through Aug 21, 2020 verified as of Aug 22, 2020 at 09:25 AM

Data in this report are provisional and subject to change.

The numbers in the table below represent the number of Florida and non-Florida residents for whom test results were received by the Department of Health. A person can be tested by more than one laboratory and can have both positive and negative results. **Therefore, the sum of the numbers in each column will be larger than the total number of people tested.**

Reporting lab	Inconclusive	Negative	Positive	Percent positive	Total
ACCESS MEDICAL LABORATORIES		1,171	904	44%	2,075
FLORIDA HOSPITAL FISH MEMORIAL	1	1,731	322	16%	2,054
WALGREEN CO	2	1,812	218	11%	2,032
MEMORIAL HOSPITAL MICRO		1,770	213	11%	1,983
ST PETERSBURG GENERAL HOSPITAL		1,467	484	25%	1,951
HIALEAH HOSPITAL	4	1,467	452	24%	1,923
MEMORIAL HOSPITAL- MIRAMAR	10	1,733	148	8%	1,891
MEASE DUNEDIN HOSPITAL	4	1,666	181	10%	1,851
QUEST DIAGNOSTICS LENEXA	16	1,678	153	8%	1,847
BAPTIST NORTH EMERGENCY CENTER		1,347	492	27%	1,839
FORT WALTON BEACH MEDICAL CENTER		1,541	278	15%	1,819
CITRUS MEMORIAL HOSPITAL LABORATORY		1,686	115	6%	1,801
ANNE BATES LEACH EYE HOSPITAL/ ABLEH MICROBIOLOGY LABORATORY		1,724	40	2%	1,764
ADVENTHEALTH OCALA LABORATORY		1,472	271	16%	1,743
OVIEDO MEDICAL CENTER		1,414	267	16%	1,681
LEE HEALTH COCONUT POINT CLINICAL LAB	1	1,345	326	19%	1,672
HEALTHQUEST ESOTERICS		944	707	43%	1,651
NONA SCIENTIFIC	1	1,316	321	20%	1,638
MEMORIAL HOSPITAL PEMBROKE	3	1,411	202	13%	1,616
DOCTORS HOSPITAL OF SARASOTA CLINICAL LABORATORY		1,435	173	11%	1,608
RAULERSON HOSPITAL		1,270	274	18%	1,544
CLEVELAND CLINIC TRADITION HOSPITAL		1,368	172	11%	1,540
OPTEO LABORATORY		1,505	29	2%	1,534
PALMS OF PASADENA HOSPITAL		1,299	218	14%	1,517
INGENIOUS PERSONALIZED MEDICINE	5	1,043	426	29%	1,474
P4 CLINICAL, LLC	21	1,199	183	13%	1,403
PUTNAM COMMUNITY MEDICAL CENTER		1,205	197	14%	1,402
SOUTH BAY HOSPITAL MICRO		1,154	233	17%	1,387
CLEVELAND CLINIC MARTIN NORTH HOSPITAL		1,185	180	13%	1,365
PHYSICIANS REGIONAL MEDICAL CENTER - COLLIER BLVD	1	1,052	300	22%	1,353
LOWER KEYS MEDICAL CENTER		1,210	130	10%	1,340
ST VINCENT'S MEDICAL CENTER - SOUTHSIDE		1,307	27	2%	1,334
BETHESDA HOSPITAL WEST		1,159	144	11%	1,303
QUEST DIAGNOSTICS - MIRAMAR	6	343	946	73%	1,295
BARTOW REGIONAL MEDICAL CENTER	1	1,100	186	14%	1,287
TWIN CITIES HOSPITAL		1,144	115	9%	1,259
SYNERGY LABORATORIES	5	1,128	98	8%	1,231
PWN HEALTH	4	831	382	31%	1,217
CLINICORE		1,112	91	8%	1,203
WALGREENS OAKLAND PARK	2	1,054	135	11%	1,191
BMCT Molecular Diagnostics Subsection		962	228	19%	1,190
AVECINA MEDICAL OAKLEAF		756	393	34%	1,149
LAKESIDE MEDICAL CENTER		778	342	31%	1,120
SACRED HEART-EMERALD COAST		925	173	16%	1,098
HIGHLANDS REGIONAL MEDICAL CENTER		901	180	17%	1,081
QUEST DIAGNOSTICS WOOD DALE	3	989	77	7%	1,069
GULF BREEZE HOSPITAL LAB	1	926	138	13%	1,065

COVID-19: testing by laboratory

Data through Aug 21, 2020 verified as of Aug 22, 2020 at 09:25 AM

Data in this report are provisional and subject to change.

The numbers in the table below represent the number of Florida and non-Florida residents for whom test results were received by the Department of Health. A person can be tested by more than one laboratory and can have both positive and negative results. **Therefore, the sum of the numbers in each column will be larger than the total number of people tested.**

Reporting lab	Inconclusive	Negative	Positive	Percent positive	Total
VIKOR SCIENTIFIC	2	606	426	41%	1,034
ORLANDO VA MEDICAL CENTER		854	131	13%	985
LMHS		901	76	8%	977
UNIVERSITY OF MIAMI HOSPITAL & CLINICS	2	887	56	6%	945
PATIENTS CHOICE LABORATORIES		488	452	48%	940
ENGLEWOOD COMMUNITY HOSPITAL		826	74	8%	900
UHEALTH DEERFIELD BEACH/UMSYLVESTER DEERFIELD BEACH LABORATORY	3	855	41	5%	899
BAPTIST EMERGENCY CENTER OAKLEAF		723	154	18%	877
MARINERS HOSPITAL		746	94	11%	840
FLORIDA HOSPITAL ORLANDO		745	73	9%	818
ACCESSDX	6	411	395	49%	812
ST VINCENTS CLAY COUNTY		775	26	3%	801
BAPTIST HEALTH EMERGENCY CENTER COUNTRY WALK		635	151	19%	786
PATHNOSTICS		82	684	89%	766
HOLIDAY CVS LLC		749	6	1%	755
AVENTUS BIOLABS	1	382	368	49%	751
BAPTIST EMERGENCY CENTER CLAY		648	98	13%	746
LABCORP	1	382	318	45%	701
JACKSON HOSPITAL CLINICAL LABORATORY		600	84	12%	684
CAPSTONE HEALTHCARE		438	241	35%	679
ADVANCE MEDICAL OF NAPLES			615	100%	615
MINUTECLINIC LLC #3703		546	67	11%	613
LABCORP RTP	3	63	544	89%	610
NONE		281	325	54%	606
DESOTO MEMORIAL HOSPITAL CLINICAL LABORATORY	3	481	120	20%	604
PATIENTS FIRST - MAHAN DRIVE		164	428	72%	592
TAMPA COMMUNITY HOSPITAL		418	172	29%	590
VAMC ORLANDO		296	289	49%	585
AVECINA MEDICAL SOUTHSIDE		350	234	40%	584
LAB24 INC	1		582	100%	583
BARDMOOR LABORATORY	1	512	69	12%	582
Assurance Scientific Laboratories		448	123	22%	571
EGLIN AIRFORCE BASE LAB		478	86	15%	564
FLORIDA LABORATORY ANALYSIS		344	216	39%	560
NCH HEALTHCARE SYSTEM MICROBIOLOGY LAB		1	556	100%	557
QUEST	3	144	408	74%	555
LEE MEMORIAL HOSPITAL LAB			543	100%	543
NCH NORTHEAST	2	355	185	34%	542
UNITED CLINICAL LABORATORY LLC		4	532	99%	536
AVERO DIAGNOSTICS - IRVING		446	80	15%	526
QUEST DIAGNOSTICS - IRVING	10	329	178	34%	517
PHYSICIANS STAT LAB		136	351	72%	487
HOLY CROSS HOSPITAL LABORATORY			485	100%	485
SOUTHEAST ALABAMA MEDICAL CENT		433	43	9%	476
MAVERICK LABS		347	122	26%	469
LUMINUS DIAGNOSTICS		307	146	32%	453
PANCARE OF FLORIDA, INC			442	100%	442

COVID-19: testing by laboratory

Data through Aug 21, 2020 verified as of Aug 22, 2020 at 09:25 AM

Data in this report are provisional and subject to change.

The numbers in the table below represent the number of Florida and non-Florida residents for whom test results were received by the Department of Health. A person can be tested by more than one laboratory and can have both positive and negative results. **Therefore, the sum of the numbers in each column will be larger than the total number of people tested.**

Reporting lab	Inconclusive	Negative	Positive	Percent positive	Total
ORLANDO VETERANS AFFAIRS MEDICAL CENTER		112	296	73%	408
NEW YORK STATE ELR - NORTH SHORE LONG ISLAND JEWISH HEALTH		364	23	6%	387
ATLANTIS URGENT CARE		272	110	29%	382
DYNIX DIAGNOSTICS		196	184	48%	380
HISTOPATHOLOGY SERVICES, LLC		323	54	14%	377
MEDARBOR DIAGNOSTICS		1	375	100%	376
LAB CORP	1	155	220	59%	376
QUEST DIAGNOSTICS NICHOLS INSTITUTE	5	353	17	5%	375
ASSOCIATED PATHOLOGISTS, LLC		307	64	17%	371
UAB HIGHLANDS LABORATORY		359	3	1%	362
NEW YORK STATE ELR - NYU HOSPITALS CENTER CLINICAL LABORATORIES		350	12	3%	362
CLARITY LABS		311	49	14%	360
MEMORIAL PEMBROKE 24/7 CARE CENTER		263	93	26%	356
INFORM DIAGNOSTICS		349	2	1%	351
NORTH FLORIDA PEDIATRICS-TALLAHASSEE		325	25	7%	350
SANTA ROSA MEDICAL CENTER		172	176	51%	348
MARTIN MEMORIAL LABORATORY AT ST LUCIE WEST		297	47	14%	344
WALGREENS ORLANDO		307	34	10%	341
NEW YORK STATE ELR - LENCO MEDICAL LABORATORY		322	13	4%	335
ECCOLAB GROUP	1	75	250	77%	326
CLARITY LAB SOLUTIONS		230	95	29%	325
DAVITA LABS		290	26	8%	316
JAY HOSPITAL CLINICAL LABORATORY		233	78	25%	311
NEW YORK STATE ELR - DEPARTMENT OF CLINICAL LABS		301	5	2%	306
HOLIDAY CVS LLC DBA CVS PHARMACY #5155		295	4	1%	299
CORE DIAGNOSTIC LABORATORIES LLC		219	73	25%	292
ADVENT HEALTH CENTRA CARE: WATERFORD LAKES		248	41	14%	289
ARCPPOINT LABS - FORT MYERS		200	86	30%	286
TALLAHASSEE PRIMARY CARE ASSOCIATES		274	9	3%	283
NCF DIAGNOSTICS & DNA TECHNOLOGIES	10	43	226	81%	279
AVECINA MEDICAL JULINGTON		131	146	53%	277
LABCORP TAMPA	1	29	237	89%	267
NITE LITE PEDIATRICS		170	93	35%	263
TENNESSEE DOH - NASHVILLE	2	233	26	10%	261
PHAROS HEALTH		142	119	46%	261
THERADOC		150	109	42%	259
VETERANS AFFAIRS MEDICAL CENTER LAB		9	249	97%	258
SANFORD REFERENCE LAB		245	9	4%	254
BAPTIST MD ANDERSON CANCER CENTER		251	2	1%	253
FLO-MEDILAB SERVICES		81	172	68%	253
GENESIS REFERENCE LABORATORIES		1	251	100%	252
SUNRISE MEDICAL LABORATORIES		187	62	25%	249
EXPRESS GENE MOLECULAR DIAGNOSTIC LABORATORY		2	246	99%	248
FLAGLER HOSPITAL	4	18	208	90%	230
UNKNOWN		16	214	93%	230
ASCEND CLINICAL		224	4	2%	228
SMA SPECIALITY MEDICAL LAB		62	159	72%	221

COVID-19: testing by laboratory

Data through Aug 21, 2020 verified as of Aug 22, 2020 at 09:25 AM

Data in this report are provisional and subject to change.

The numbers in the table below represent the number of Florida and non-Florida residents for whom test results were received by the Department of Health. A person can be tested by more than one laboratory and can have both positive and negative results. **Therefore, the sum of the numbers in each column will be larger than the total number of people tested.**

Reporting lab	Inconclusive	Negative	Positive	Percent positive	Total
HENDRY REGIONAL MEDICAL CENTER		9	210	96%	219
TEMPUS CLINICAL LABORATORY	1	196	22	10%	219
BIOCERNA LLC	8	156	53	24%	217
HOLMES REGIONAL MEDICAL CENTER		3	214	99%	217
MEDSCAN LABORATORY INC		136	80	37%	216
JAMES A. HALEY VETERANS MICRO LAB			209	100%	209
ST CLOUD REGIONAL MEDICAL CENTER		126	81	39%	207
GESSLER CLINIC		1	206	100%	207
CENTRA CARE		35	169	83%	204
EUROFINS NTD, LLC		176	28	14%	204
ADVENTHEALTH LAB			203	100%	203
MARTIN MEMORIAL MEDICAL CENTER LAB		99	103	51%	202
VAMC WEST PALM LAB		5	196	98%	201
LABTECH DIAGNOSTIC		91	108	54%	199
BAYA URGENT CARE		3	195	98%	198
AMELIA URGENT CARE		77	120	61%	197
PREMIER MEDICAL LABORATORY SERVICES		1	195	99%	196
FLORIDA WOMAN CARE LABORATORY LLC		164	23	12%	187
PATHGROUP LABS LLC		90	97	52%	187
GENESIS MEDICAL LABORATORY MIAMI FL.		78	107	58%	185
NCH HEALTHCARE BONITA		122	62	34%	184
MOLECULAR INFECTIOUS DISEASES		180	4	2%	184
BAY PINES VAMC CLINICAL LABORATORY		4	180	98%	184
QUALITOX LABORATORIES		96	85	47%	181
HOLIDAY CVS LLC DBA CVS PHARMACY #5154		171	5	3%	176
STEWART REFERENCE LABORATORY		46	129	74%	175
NEW YORK STATE ELR - NEW YORK PRESBYTERIAN HOSPITAL CUMC CLINICAL		162	13	7%	175
C.W. BILL YOUNG VA MEDICAL CENTER		4	165	98%	169
BAYCARE HEALTH SYSTEM		2	165	99%	167
BOCA BIOLISTICS REFERENCE LABORATORY		138	27	16%	165
BIOREFERENCE LABORATORIES		66	98	60%	164
ADVENT HEALTH -TAMPA		74	89	55%	163
FLORIDA HOSPITAL WAUCHULA		89	74	45%	163
NEW YORK STATE ELR - MOUNT SINAI LABORATORY		154	8	5%	162
MICROGEN DX		29	131	82%	160
WUESTHOFF REF LABORATORY			159	100%	159
NEW YORK STATE ELR - NEW YORK HOSPITAL LABORATORIES	1	152	6	4%	159
UAB UNIVERSITY OF ALABAMA HOSPITAL LAB		151	6	4%	157
BUREAU OF CLINICAL LABORATORIES		131	25	16%	156
ARCPOINT LABS OF WEST PALM BEACH			153	100%	153
SCIONLAB SERVICES LLC		136	8	6%	144
NEO GENOMICS - FORT MYERS	1	138	4	3%	143
ASAP LAB LLC		90	53	37%	143
US BIOTEK LABORATORIES		65	77	54%	142
ACUTIS DIAGNOSTICS	1	107	31	22%	139
TOM LEE COMMUNITY HEALTH CENTER		6	129	96%	135
LABSTAT		2	133	99%	135

COVID-19: testing by laboratory

Data through Aug 21, 2020 verified as of Aug 22, 2020 at 09:25 AM

Data in this report are provisional and subject to change.

The numbers in the table below represent the number of Florida and non-Florida residents for whom test results were received by the Department of Health. A person can be tested by more than one laboratory and can have both positive and negative results. **Therefore, the sum of the numbers in each column will be larger than the total number of people tested.**

Reporting lab	Inconclusive	Negative	Positive	Percent positive	Total
SACRED HEART HOSPITAL ON THE GULF		80	55	41%	135
IRL MARKET LAB ALACHUA		103	31	23%	134
EMERGENCY PHYSICIANS MEDICAL CENTER			132	100%	132
INTEGRATED REGIONAL LABORATORIES		119	12	9%	131
MEMPHIS PATHOLOGY LABORATORY	1	124	5	4%	130
ST JUDE CHILDREN'S RESEARCH HOSPITAL		119	11	8%	130
AMERICAN PATHOLOGY PARTNERS		128	1	1%	129
FLORIDA HOSPITAL HEARTLAND MED CTR LAKE PLACID		88	41	32%	129
BMHSI-AEL MICROBIOLOGY LABORATORY	2	102	24	19%	128
ARCPPOINT LABS OF TAMPA		75	50	40%	125
LEHIGH REGIONAL MEDICAL CENTER LAB		106	17	14%	123
VAMC BAY PINES		1	119	99%	120
MACDILL AFB HOSPITAL		105	14	12%	119
FAST TRACK URGENT CARE CENTER		1	118	99%	119
NEW YORK STATE ELR - ENZO CLINICAL LABS INC		117	1	1%	118
FAST TRACK URGENT CARE CENTER - CARROLLWOOD			117	100%	117
HEALTH FIRST-HOLMES REGIONAL			116	100%	116
PALM BEACH COUNTY HEALTH DEPT LAB		113	2	2%	115
ROSEN MEDICAL CENTER		101	13	11%	114
ALLIED HEALTH FORT PIERCE		112			112
LEON MEDICAL CENTER		7	103	94%	110
MEDICAL DIAGNOSTICS LABORATORIES,INC		18	91	83%	109
VAMC GAINESVILLE		2	106	98%	108
UR MEDICINE LABS- CENTRAL LABORATORY		106	2	2%	108
MILLENNIUM LAB SERVICES			107	100%	107
SPARROW HEALTHCARE	2	1	103	97%	106
CURATIVE LABS		2	101	98%	103
VAMC LAKE CITY		51	49	49%	100
MIDWAY SPECIALTY CARE CENTER		47	52	53%	99
PRIVA PATH LABS			99	100%	99
NXGEN MDX LLC	1	73	24	24%	98
BAPTIST HEALTH SOUTH FLORIDA		4	92	96%	96
BAYFRONT HEALTH BROOKSVILLE			95	100%	95
USAFSAM/PHE		23	71	76%	94
FLORIDA CLINICAL LABORATORY-BIOREFERENCE LABORATORIES		43	51	54%	94
DIAGNOSTIC SOLUTIONS		3	91	97%	94
FLORIDA COMMUNITY HEALTH CENTERS INC			93	100%	93
CENTRACARE		2	88	98%	90
GENETWORKX		15	73	83%	88
MID-FLORIDA PATHOLOGY		54	33	38%	87
ADVENTHEALTH CENTRA CARE OVIEDO		29	58	67%	87
NAVAL HOSPITAL - JACKSONVILLE		1	85	99%	86
NEW PLANT CITY FAMILY CARE	1	23	61	72%	85
PACIFIC ANALYTICS			85	100%	85
SOLARIS DIAGNOSTICS		4	78	95%	82
STAGEZERO LIFE SCIENCES INC		70	11	14%	81
GARCIA CLINICAL LABORATORY		1	79	99%	80

COVID-19: testing by laboratory

Data through Aug 21, 2020 verified as of Aug 22, 2020 at 09:25 AM

Data in this report are provisional and subject to change.

The numbers in the table below represent the number of Florida and non-Florida residents for whom test results were received by the Department of Health. A person can be tested by more than one laboratory and can have both positive and negative results. **Therefore, the sum of the numbers in each column will be larger than the total number of people tested.**

Reporting lab	Inconclusive	Negative	Positive	Percent positive	Total
FULGENT GENETICS	2	55	23	29%	80
FLORIDA MEDICAL CLINIC		49	29	37%	78
AVERO DIAGNOSTICS		53	24	31%	77
CENTRA CARE – WATERFORD LAKES		30	46	61%	76
AURORA DIAGNOSTICS BERNHARDT LABORATORIES PATHOLOGY SERVICE		72	3	4%	75
ADVENT HEALTH CENTRA CARE LONGWOOD		9	66	88%	75
AMELIA EXPRESS CARE		5	69	93%	74
FISHERMENS HOSPITAL CLINICAL LAB		68	4	6%	72
AMERICAN RESEARCH LABS		4	68	94%	72
MAYO CLINIC LABS - ROCHESTER MAIN CAMPUS		71	1	1%	72
HOLY CROSS HOSPITAL		1	70	99%	71
CENTRAL FLORIDA HEALTH CARE		46	24	34%	70
ADVENT HEALTH CENTRA CARE		13	56	81%	69
HEALTHLINK DIAGNOSTIC LABORATORIES		1	68	99%	69
Highlands Regional Hospital		63	6	9%	69
SEBASTIAN RIVER MEDICAL CENTER		34	34	50%	68
QPS, LLC		67	1	1%	68
NIGHT LITE PEDIATRICS URGENT CARE		27	41	60%	68
AMMON LABS		58	10	15%	68
DYNAMIC MEDICAL USA			67	100%	67
AEL- MEMPHIS		17	50	75%	67
HOSPITAL FOR SPECIAL SURGERY		65	1	2%	66
MORTON PLANT HOSPITAL			66	100%	66
USA HEALTH UNIVERSITY HOSPITAL CLINICAL LABORATORY		62	1	2%	63
DAVITA LABORATORY SERVICES		48	14	23%	62
THE CENTER FOR URGENT CARE		24	36	60%	60
LABORATORY SPECIALISTS OF MICHIGAN		1	58	98%	59
MORTON PLANT HOSPITAL/LAB		1	58	98%	59
FINLAY CLINICAL LABORATORY		24	35	59%	59
REFUAH HEALTH CENTER LABORATORY		59			59
GENE BY GENE			59	100%	59
URGENT CARE CURE		23	34	60%	57
NAVY HOSPITAL			57	100%	57
LABCORP BIRMINGHAM	1	5	50	89%	56
SARAPATH DIAGNOSTICS			56	100%	56
FHMG-FLORIDA HOSPITAL MEDICAL GROUP		51	5	9%	56
NEW YORK STATE ELR - WADSWORTH HEALTH CENTER		52	3	5%	55
VA MEDICAL CENTER		7	48	87%	55
EXACT SCIENCES LABORATORIES, LLC		10	45	82%	55
AVELLINO LAB USA, INC		52	2	4%	54
NORTH FLORIDA/SOUTH GEORGA VETERANS HEALTH SYSTEM			54	100%	54
ACCU REFERENCE MEDICAL LAB			54	100%	54
COASTAL MED URGENT CARE			54	100%	54
BROWARD HEALTH MEDICAL CENTER		1	53	98%	54
Quest Diag Unspecifd		22	31	58%	53
PROVIDENCE HOSPITAL LABORATORY		51	2	4%	53
LABORATORY CORP OF AMERICA	1	26	25	48%	52

COVID-19: testing by laboratory

Data through Aug 21, 2020 verified as of Aug 22, 2020 at 09:25 AM

Data in this report are provisional and subject to change.

The numbers in the table below represent the number of Florida and non-Florida residents for whom test results were received by the Department of Health. A person can be tested by more than one laboratory and can have both positive and negative results. **Therefore, the sum of the numbers in each column will be larger than the total number of people tested.**

Reporting lab	Inconclusive	Negative	Positive	Percent positive	Total
ALLSOUTH URGENT CARE			52	100%	52
OPTUM LABS LLC		5	46	90%	51
SARASOTA CO. HEALTH DEPT # 58		40	11	22%	51
SELECT LABORATORIES MARION COUNTY, LLC.			51	100%	51
UNIVERSITY OF ALABAMA		49	2	4%	51
BLOCK, NATION, CHASE, AND SMOLEN FAMILY MEDICINE		32	19	37%	51
BAYCARE LAB		1	50	98%	51
HURLBURT FIELD CLINIC		23	27	54%	50
MINUTECLINIC, LLC DBA MINUTECLINIC #4717		48	2	4%	50
GULF COAST MOLECULAR LABORATORIES		15	35	70%	50
NEW YORK STATE ELR - EMPIRECITY LABORATORIES		42	8	16%	50
INTEGRITY LABORATORIES			50	100%	50
CLINICAL REFERENCE LABORATORY		45	4	8%	49
P4 DIAGNOSTIX LABORATORY NETWORK		1	48	98%	49
SHORELINE PHYSICIAN GROUP			49	100%	49
MILLENIUM PHYSICIANS GROUP			49	100%	49
ARTHREX MEDICAL CENTER		28	21	43%	49
325TH MEDICAL GROUP			48	100%	48
ANGEL KIDS PEDIATRICS		37	11	23%	48
DOCTOR'S MEMORIAL HOSPITAL		3	45	94%	48
VHA PUBLIC HEALTH REFERENCE LABORATORY- PALO ALTO		27	20	43%	47
JEFFERY WEINZWEIG		1	45	98%	46
H LEE MOFFITT CANCER CENTER MICRO		46			46
BALDWIN PEDIATRICS		37	8	18%	45
EAST MANATEE FAMILY	1		44	98%	45
FAWCETT MEMORIAL HOSPITAL-LAB		1	44	98%	45
MINI ER ADULT AND PEDIATRIC URGENT CARE		39	6	13%	45
UNKNOWN - BAD FACILITY CODE		5	39	89%	44
NXGEN MDX		18	26	59%	44
LAB CORP TAMPA			44	100%	44
QUEST TAMPA (NEW YORK ELR)		34	10	23%	44
CBS LABORATORY		1	42	98%	43
ADVENTHEALTH CENTRA CARE			43	100%	43
BAY MEDICAL CENTER SACRED HEART HEALTH SYSTEM		17	26	60%	43
QUEST DIAGNOSTICS-N ST PETERSBURG-5TH			43	100%	43
TRADITION MEDICAL CENTER LABORATORY		20	23	53%	43
APP-UNIPATH, LLC		42	1	2%	43
BAYFRONT HEALTH ER PINELLAS PARK		19	24	56%	43
NORTH FLORIDA PEDIATRICS-LAKE CITY			42	100%	42
SMA SPECIALTY MEDICAL LAB		1	40	98%	41
DEPARTMENT OF VETERANS AFFAIRS JAMES A. HALEY VETERANS HOSPITAL			41	100%	41
FLORIDA HOSPITAL NEW SMYRNA		4	37	90%	41
NEW YORK STATE ELR - MONTEFIORE MEDICAL CENTER LABORATORIES - MOSES		34	7	17%	41
LAB CORP RTP	1	2	38	93%	41
MIAMI VA HEALTHCARE SYSTEM			40	100%	40
EGLIN REGIONAL MEDICAL CENTER		4	36	90%	40
RCA LABORATORY SERVICES – NEW YORK ELR		10	30	75%	40

COVID-19: testing by laboratory

Data through Aug 21, 2020 verified as of Aug 22, 2020 at 09:25 AM

Data in this report are provisional and subject to change.

The numbers in the table below represent the number of Florida and non-Florida residents for whom test results were received by the Department of Health. A person can be tested by more than one laboratory and can have both positive and negative results. **Therefore, the sum of the numbers in each column will be larger than the total number of people tested.**

Reporting lab	Inconclusive	Negative	Positive	Percent positive	Total
NEW YORK STATE ELR - KALEIDA HEALTH CENTER FOR LABORATORY		35	4	10%	39
AMERICAN FAMILY PACE		9	30	77%	39
MY CLINICAL LAB			39	100%	39
MOBILE INFIRMARY MED CENTER PATH LAB		34	5	13%	39
ST VINCENT'S BIRMINGHAM LABORATORY		37	1	3%	38
QUEST INFECTIOUS DISEASE	1	33	4	11%	38
LIFEBRITE	1	5	32	84%	38
GENPATH			37	100%	37
GENESIS DIAGNOSTICS			36	100%	36
CAREMOUNT MEDICAL - PATHOLOGY		36			36
HEALTH FIRST-PALM BAY		1	35	97%	36
ST. CLOUD MEDICAL GROUP		35			35
CAPITAL REGIONAL MEDICAL CENTER		2	33	94%	35
LAB PLUS, LLC AT SAINT THOMAS WEST HOSPITAL		26	9	26%	35
IRL		4	31	89%	35
DEVANSH LAB WERKS INC		26	9	26%	35
NEW YORK STATE ELR - QUEST DIAGNOSTICS NICHOLS		32	2	6%	34
HUNTSVILLE HOSPITAL LABORATORY		26	8	24%	34
MEDICAL DIAGNOSTIC LAB		1	33	97%	34
BAYFRONT		21	13	38%	34
ADVENTHEALTH CENTRA CARE SANFORD		11	23	68%	34
GRAVITY DIAGNOSTICS, LLC		12	22	65%	34
DESOTO MEMORIAL HOSPITAL LAB			33	100%	33
ORLANDO HEALTH EMERGENCY DEPARTMENT		29	4	12%	33
NORTH OKALOOSA MEDICAL CENTER		9	24	73%	33
UNIVERSITY HEALTH SYSTEM INC		29	4	12%	33
EXPERTUS LABORATORIES INC		12	21	64%	33
CHILDREN'S HOSPITAL OF ALABAMA		33			33
CITRUS MEMORIAL HEALTH SYSTEM LAB		2	31	94%	33
VENICE REGIONAL MEDICAL LAB SERVICES			32	100%	32
QUEST DIAGNOSTICS-VERO BEACH-37TH ST		31			31
NEW YORK STATE ELR - WHITE PLAINS HOSPITAL CENTER LAB		31			31
CAPE CANAVERAL HOSPITAL			31	100%	31
CLINICAL RESEARCH SEQUENCING PLATFORM			31	100%	31
ST. MARYS MEDICAL CENTER		1	30	97%	31
LABFIRST - DEPARTMENT OF PATHOLOGY		30	1	3%	31
QUEST DIAGNOSTICS NICHOLS INSTITUTE- LPP		3	27	90%	30
FINLAY CLINICAL LABORATORY INC		26	4	13%	30
GRAVITY DIAGNOSTICS		17	13	43%	30
ALLIANCE OF PHYSICIANS AGAINST COVID-19			29	100%	29
LABCORP OF AMERICA		15	14	48%	29
ASSOCIATED CLINICAL LABORATORIES		28	1	3%	29
DICKERT		26	3	10%	29
GENESIS LABORATORY MANAGEMENT		2	27	93%	29
NEXT MOLECULAR ANALYTICS		1	28	97%	29
PALM BAY HOSPITAL		1	28	97%	29
NEW YORK STATE ELR - NEWYORK-PRESBYTERIAN/QUEENS DIAGNOSTIC		28	1	3%	29

COVID-19: testing by laboratory

Data through Aug 21, 2020 verified as of Aug 22, 2020 at 09:25 AM

Data in this report are provisional and subject to change.

The numbers in the table below represent the number of Florida and non-Florida residents for whom test results were received by the Department of Health. A person can be tested by more than one laboratory and can have both positive and negative results. **Therefore, the sum of the numbers in each column will be larger than the total number of people tested.**

Reporting lab	Inconclusive	Negative	Positive	Percent positive	Total
P4CLINICAL	3	2	24	83%	29
KENDALL REGIONAL MEDICAL CENTER LAB	3		26	90%	29
SANFORD LABORATORIES		25	4	14%	29
RDX BIOSCIENCE,			28	100%	28
QUEST DIAGNOSTIC INC	1	3	24	86%	28
INTERLAB		1	27	96%	28
DOH-WEST PALM BEACH BRANCH LABORATORY			28	100%	28
INTERNAL LAB		24	3	11%	27
SMA LAB		4	23	85%	27
QUEST DIAGNOSTICS INC.			27	100%	27
QDX PATHOLOGY SERVICES		16	10	38%	26
CDC		17	9	35%	26
SUNCOAST LABS			26	100%	26
ST. ANTHONY'S HOSPITAL			25	100%	25
SOFT CELL LABORATORIES		24	1	4%	25
WUESTHOFF MEMORIAL HOSPITAL			25	100%	25
FHMG_CTR FOR SENIOR HEALTH		22	3	12%	25
NEW YORK STATE ELR - STONY BROOK UNIVERSITY MEDICAL CENTER		21	3	13%	24
DIAGNOSTIC LABORATORY OF OKLAHOMA		22	2	8%	24
NEW YORK STATE ELR - CATHOLIC HEALTH SYSTEM DEPT LABORATORY		24			24
POPLAR HEALTHCARE PLLC	1	10	12	52%	23
PRIDE DIAGNOSTICS		20	3	13%	23
FIRST CHOICE URGENT CARE			23	100%	23
AVENTIS BIO-SERVICES CTL		23			23
LABORATORY DYNAMICS		20	3	13%	23
VIERA HOSPITAL			22	100%	22
MOLECULAR DIAGNOSTICS		1	21	95%	22
EGL GENETIC DIAGNOSTICS		1	21	95%	22
ST. JOSEPH'S HOSPITAL NORTH			22	100%	22
PENNSYLVANIA DEPT OF HEALTH		19	3	14%	22
ADVENTHEALTH CENTRA CARE WESLEY CHAPEL			22	100%	22
CAYUGA MEDICAL CENTER AT ITHACA		19	3	14%	22
BROWARD HEALTH CORAL SPRINGS EPIDEMIOLOGY DEPT			21	100%	21
MIAMI BEACH COMMUNITY HEALTH CENTER			21	100%	21
HEALTH FIRST CAPE CANAVERAL HOSPITAL			21	100%	21
NORTH FLORIDA PEDIATRICS		1	20	95%	21
LAB			21	100%	21
NEW YORK STATE ELR - UNIVERSITY HOSPITAL, STONY BROOK SOUTHAMPTON		21			21
PATRICK AIR FORCE BASE		1	20	95%	21
IPSUM DIAGNOSTICS			21	100%	21
TRUGENX			21	100%	21
CENTRA CARE CONWAY			20	100%	20
OUT OF STATE		14	6	30%	20
ST. CLOUD HOSPITAL		20			20
CVS PHARMACY NO 7881		20			20
MOLECULAR TESTING LABS			20	100%	20
PARRISH MEDICAL CENTER		1	19	95%	20

COVID-19: testing by laboratory

Data through Aug 21, 2020 verified as of Aug 22, 2020 at 09:25 AM

Data in this report are provisional and subject to change.

The numbers in the table below represent the number of Florida and non-Florida residents for whom test results were received by the Department of Health. A person can be tested by more than one laboratory and can have both positive and negative results. **Therefore, the sum of the numbers in each column will be larger than the total number of people tested.**

Reporting lab	Inconclusive	Negative	Positive	Percent positive	Total
ASSOCIATED PATHOLOGISTS		16	4	20%	20
ADVENT HEALTH CENTRA CARE PALM COAST			20	100%	20
WUESTHOFF MEDICAL CENTER-MELBOURNE			20	100%	20
MINUTECLINIC DIAGNOSTIC OF RHODE ISLAND, LLC #729		18	1	5%	19
INTEGRATED REGIONAL LABORATORIES - LARGO			19	100%	19
MED HEALTH SERVICES		18	1	5%	19
VAMC			19	100%	19
ADVENT HEALTH FISH MEMORIAL		2	17	89%	19
SUNQUEST		2	17	89%	19
BAYFRONT HEALTH SPRING HILL		1	18	95%	19
MAYO CLINIC LABS - ROCHESTER SUPERIOR DRIVE		2	17	89%	19
MINI ER AND URGENT CARE		1	18	95%	19
VA		15	4	21%	19
LECONTE MEDICAL CENTER LAB		15	4	21%	19
JACKSON HEALTH SYSTEM			18	100%	18
INTERCOASTAL MEDICAL GROUP			18	100%	18
NEW YORK STATE ELR - WILSON MEMORIAL REGIONAL MEDICAL CENTER		17	1	6%	18
AMELIA MEDICAL CARE			18	100%	18
DOCTORS MEMORIAL HOSPITAL		8	10	56%	18
STONE WASH CLINICAL LABORATORIES		2	16	89%	18
AMERICA FAMILY CARE		8	10	56%	18
DOC SMILEY'S URGENT CARE		1	17	94%	18
PALO ALTO VA MEDICAL CENTER		1	17	94%	18
NEW YORK STATE ELR - WESTCHESTER MEDICAL CENTER		18			18
NIGHT LITE PEDIATRICS WINTER GARDEN		9	9	50%	18
HEALTH FIRST-VIERA HOSPITAL			18	100%	18
AMERICAN HEALTH ASSOCIATES OF TAMPA		2	15	88%	17
WATSON CLINIC LLP SOUTH			17	100%	17
NEW YORK STATE ELR - BROOKDALE UNIVERSITY HOSPITAL		16	1	6%	17
FHMG LAKE MARY PEDS		16	1	6%	17
CLEVELAND CLINIC FOUNDATION		9	8	47%	17
NEW YORK STATE ELR - QUEST DIAGNOSTICS INCORPORATED		14	3	18%	17
XPRESS WELLNESS URGENT CARE			17	100%	17
INTEGRITY LABORATORIES, LLC		5	12	71%	17
MINUTECLINIC DIAGNOSTIC OF MICHIGAN, PC #8029		17			17
PROTEUS MOLECULAR AND CLINICAL LAB		11	6	35%	17
ST FRANCIS HOSPITAL		14	3	18%	17
TGH		1	15	94%	16
MADISON CORE LABORATORIES		15	1	6%	16
QUEST DIAGNOSTICS NICHOLS INSTITUTE - SJC (LPP)		11	5	31%	16
LABCORP - CLEARWATER		3	13	81%	16
ELLENTON URGENT CARE			16	100%	16
ADVENTHEALTH PALM COAST			16	100%	16
PRECISION HEALTH SOLUTIONS LAB			16	100%	16
SUNTREE INTERNAL MEDICINE		16			16
RUSKIN HEALTH CENTER			16	100%	16
LABCORP INC		3	13	81%	16

COVID-19: testing by laboratory

Data through Aug 21, 2020 verified as of Aug 22, 2020 at 09:25 AM

Data in this report are provisional and subject to change.

The numbers in the table below represent the number of Florida and non-Florida residents for whom test results were received by the Department of Health. A person can be tested by more than one laboratory and can have both positive and negative results. **Therefore, the sum of the numbers in each column will be larger than the total number of people tested.**

Reporting lab	Inconclusive	Negative	Positive	Percent positive	Total
SEVEN RIVERS REGIONAL MEDICAL CENTER		4	12	75%	16
AHSE ROP		16			16
PARK WEST MEDICAL CENTER		14	1	7%	15
QUEST DIAGNOSTICS INCORPORATED			15	100%	15
CLINICAL PATHOLOGY LABS		1	14	93%	15
NORTH SHORE UNIVERSITY HOSPITAL LABORATORY		14	1	7%	15
DIATHERIX		13	2	13%	15
TIDE LABORATORIES		4	11	73%	15
QUESTDIAGNOSTICS INCORPORATED		1	14	93%	15
MAGNOLIA DIAGNOSTIC			15	100%	15
EAST ALABAMA MEDICAL CENTER LABORATORY		11	4	27%	15
NEW YORK STATE ELR - LENOX HILL HOSPITAL		13	2	13%	15
JAMES A. HALEY VETERANS' HOSPITAL			15	100%	15
NEW YORK STATE ELR - ROCHESTER GENERAL HOSPITAL LABORATORY		14	1	7%	15
FLORIDA DEPARTMENT OF HEALTH		10	5	33%	15
CONNECTICUT DEPARTMENT OF HEALTH		14	1	7%	15
COASTAL LABORATORIES		3	12	80%	15
SEMINOLE COUNTY HEALTH DEPARTMENT		13	1	7%	14
LABORATORY OF FLORIDA			14	100%	14
POARCH BANC CREEK INDIANS TRIBAL HEALTH DEPARTMENT			14	100%	14
GOLDEN GATE FAMILY CLINIC			14	100%	14
HEALTH CENTRAL HOSPITAL			14	100%	14
MILLENNIUM PHYSICIAN GROUP LCC			14	100%	14
MEDCOMP SCIENCES			14	100%	14
WHITE WILSON MEDICAL CENTER CLINIC			14	100%	14
NEW YORK STATE ELR - BRONX LEBANON HOSPITAL-MEDICAL CENTER		12	1	8%	13
REDITUS LABORATORIES			13	100%	13
NEW YORK STATE ELR - ERIE COUNTY MEDICAL CTR CLINICAL LABS		13			13
TYNDALL AFB			13	100%	13
ADVENTHEALTH CENTRA CARE CARROLLWOOD			13	100%	13
PATHGROUP			13	100%	13
BAPTIST SOUTH MEDICAL CENTER		2	11	85%	13
XERA MED RESEARCH			13	100%	13
ORLANDO HEALTH		2	11	85%	13
SOUTHEAST FAMILY HEALTHCARE CENTER			13	100%	13
TALLAHASSEE PRIMARY CARE ASSOC, PA		12	1	8%	13
DEPARTMENT OF VETERANS AFFAIRS MEDICAL CENTER			13	100%	13
ADVANCED URGENT CARE		10	2	17%	12
UVMC MICROBIOLOGY		12			12
BROWARD DIALYSIS			12	100%	12
TOTAL RENAL LABORATORIES INC		7	5	42%	12
TEN HEALTHCARE		2	10	83%	12
NEW YORK STATE ELR - SARATOGA HOSPITAL LABORATORY		11	1	8%	12
MINUTECLINIC DIAGNOSTIC OF RHODE ISLAND, LLC #1544		12			12
LEON CHD		12			12
FLORIDA STATE HOSPITAL			12	100%	12
LAKE CITY VETERANS HOSPITAL			12	100%	12

COVID-19: testing by laboratory

Data through Aug 21, 2020 verified as of Aug 22, 2020 at 09:25 AM

Data in this report are provisional and subject to change.

The numbers in the table below represent the number of Florida and non-Florida residents for whom test results were received by the Department of Health. A person can be tested by more than one laboratory and can have both positive and negative results. **Therefore, the sum of the numbers in each column will be larger than the total number of people tested.**

Reporting lab	Inconclusive	Negative	Positive	Percent positive	Total
BAYFRONT HEALTH PORT CHARLOTTE			12	100%	12
ADVENTHEALTH MEDICAL GROUP		10	2	17%	12
FLORIDA DEPT OF HEALTH		4	8	67%	12
DOH		1	11	92%	12
CONSOLIDATED LAB SERVICES		8	4	33%	12
NADAL PEDIATRICS - VICTORIA STREET (3385)			12	100%	12
ST VINCENTS MEDICAL CENTER RIVERSIDE NURSING		1	11	92%	12
SHELBY COUNTY HEALTH CARE CORPORATION		8	3	27%	11
FUNGAL REFERENCE LABORATORY		11			11
EMPIRE CITY LABORATORIES INC		1	10	91%	11
FLORIDA COMMUNITY HEALTH CENTER OF ST. LUCIE			11	100%	11
BAYCARE OUTREACH LABORATORY SERVICES		1	10	91%	11
MINUTE CLINIC INCORPORATE		10	1	9%	11
DELRAY MEDICAL CENTER LAB			11	100%	11
PPD		9	2	18%	11
UPMC CHAUTAUQUA AT WCA LABORATORY		11			11
SELECT REFERENCE LABORATORIES, LLC			11	100%	11
ESCAMBIA COMMUNITY CLINIC			11	100%	11
AMERICAN ESOTERIC LABORATORIES			11	100%	11
SUNCOAST COMMUNITY HEALTH CENTERS PEDIATRICS		6	5	45%	11
BOND CLINIC			11	100%	11
WESTPAC LABS		1	10	91%	11
ACHS		2	9	82%	11
INDIAN RIVER MEDICAL CENTER		11			11
PALM BEACH PATHOLOGY		9	2	18%	11
LAB INTERMARKET FACILITY LAB			11	100%	11
ALLIANCE PEDIATRICS			11	100%	11
VENICE REGIONAL MEDICAL CENTER			10	100%	10
BioReference Laboratories, Inc			10	100%	10
CENTRA CARE – SOUTH ORANGE		6	4	40%	10
DYNAMIC DNA LAB		1	9	90%	10
PARKWEST MEDICAL CENTER		9	1	10%	10
BROWARD HEALTH CARE			10	100%	10
TPCA CLINICAL LABORATORIES		7	3	30%	10
MEDICAL LABORATORY DIAGNOSTICS			10	100%	10
JACKSON NORTH MEDICAL CENTER		1	9	90%	10
NEW YORK STATE ELR - NEW YORK CITY DEPARTMENT OF HEALTH & MENTAL		9	1	10%	10
PENSACOLA PEDIATRICS		3	7	70%	10
PERSONALIZED GENETIC TESTING			10	100%	10
DOCTORS MEMORIAL FAMILY MEDICINE			10	100%	10
HIGHLANDS MEDICAL CENTER		10			10
LAKE BALDWIN CBOC		9	1	10%	10
KEY PRIMARY CASE			10	100%	10
NEW JERSEY DEPARTMENT OF HEALTH COMMUNICABLE DISEASE SERVICE		3	7	70%	10
PROMEDICA LABORATORIES		9	1	10%	10
CORE LABORATORY		1	9	90%	10
LABCORP - MIAMI		4	6	60%	10

COVID-19: testing by laboratory

Data through Aug 21, 2020 verified as of Aug 22, 2020 at 09:25 AM

Data in this report are provisional and subject to change.

The numbers in the table below represent the number of Florida and non-Florida residents for whom test results were received by the Department of Health. A person can be tested by more than one laboratory and can have both positive and negative results. **Therefore, the sum of the numbers in each column will be larger than the total number of people tested.**

Reporting lab	Inconclusive	Negative	Positive	Percent positive	Total
NEW YORK STATE ELR - CATHOLIC HEALTH SERVICES REGIONAL LABORATORY		8	2	20%	10
ADVENT HEALTH SEBRING			9	100%	9
KEYS MEDICAL GROUP			9	100%	9
BAY CARE OCCUPATIONAL CLINIC			9	100%	9
HUNTINGTON HOSPITAL LABORATORY		8	1	11%	9
MICHIGAN DEPARTMENT OF HEALTH AND HUMAN SERVICES			9	100%	9
FLORIDA HOSPITAL LABS			9	100%	9
Diatherix Laboratories, LLC		3	6	67%	9
BAY PINES VA		1	8	89%	9
CENTRA CARE – SAND LAKE			9	100%	9
ACADIAN DIAGNOSTIC LABORATORIES		8	1	11%	9
GENEDX		6	3	33%	9
NEW YORK STATE ELR - GOOD SAMARITAN HOSPITAL LABORATORY		9			9
NEW YORK STATE ELR - LOURDES HOSPITAL INC		9			9
NEW YORK STATE ELR - VASSAR BROTHERS MEDICAL CENTER LABORATORY		9			9
NEW YORK STATE ELR - ST PETER'S BENDER LABORATORY		8			8
GENEUS DIAGNOSTICS			8	100%	8
LEE MEMORIAL HEALTH PARK LAB			8	100%	8
BAYONET POINT MEDICAL CENTER			8	100%	8
ABBOTT			8	100%	8
STATE LAB		1	7	88%	8
NEIGHBORHOOD MEDICAL CENTER		8			8
AFC URGENT CARE			8	100%	8
X-GENE MOLECULAR LABS		1	7	88%	8
NORTH CAROLINA DEPARTMENT OF HEALTH & HUMAN SERVICES			8	100%	8
ST. JOSEPH HOSPITAL AND HEALTH CARE INC.			8	100%	8
BRANCH MEDICAL CLINIC			8	100%	8
UMHC/SYLVESTER AT KENDALL		1	7	88%	8
INTERLACHEN PEDIATRICS		6	2	25%	8
COMMUNITY HEALTH CENTER		2	6	75%	8
SPORTS DRUG TESTING LABORATORY			8	100%	8
PRATTVILLE BAPTIST HOSPITAL		7	1	13%	8
WOLFSON (USE BAPTIST)			8	100%	8
NEW YORK STATE ELR - JAMES J PETERS VA MEDICAL CENTER		6	2	25%	8
ADVENTHEALTH CENTRA CARE LAKE MARY		2	6	75%	8
SYLVESTER AT PLANTATION LABORATORY		7	1	13%	8
DOCTOR'S IN HOUSE LAB			8	100%	8
BAYCARE LABORATORIES			8	100%	8
THE COMMONWEALTH OF MASSACHUSETTS			8	100%	8
NEW YORK STATE ELR - NORTH CENTRAL BRONX HOSP		7	1	13%	8
ST VINCENT'S EAST LABORATORY		7	1	13%	8
PHYSICIANS STAT			7	100%	7
WATSON CLINIC LLP MAIN			7	100%	7
ARCHBOLD MEMORIAL HOSPITAL/LAB		3	4	57%	7
LONGLEAF DIAGNOSTIC LABORATORIES		2	5	71%	7
SOUTHEAST ALABAMA MEDICAL CENTER			7	100%	7
NORTH BAY HOSPITAL			7	100%	7

COVID-19: testing by laboratory

Data through Aug 21, 2020 verified as of Aug 22, 2020 at 09:25 AM

Data in this report are provisional and subject to change.

The numbers in the table below represent the number of Florida and non-Florida residents for whom test results were received by the Department of Health. A person can be tested by more than one laboratory and can have both positive and negative results. **Therefore, the sum of the numbers in each column will be larger than the total number of people tested.**

Reporting lab	Inconclusive	Negative	Positive	Percent positive	Total
BOZEMAN HEALTH DEACONESS HOSPITAL		4	3	43%	7
NEW YORK STATE ELR - HUDSON VALLEY HOSPITAL CENTER LABORATORY		6	1	14%	7
CVS PHARMACY, INC DBA CVS/PHARMACY #5685		7			7
CENTRA CARE-LBV			7	100%	7
BIOFIRE			7	100%	7
NO NAME		5	2	29%	7
NOAH CLINICAL LABORATORY			7	100%	7
COMMUNITY HEALTH NORTHWEST FLORIDA			7	100%	7
NEW YORK STATE ELR - LABORATORY ALLIANCE OF CENTRAL NEW		7			7
PECONIC BAY MEDICAL CENTER LABORATORY		6	1	14%	7
CLEVELAND CLINIC			7	100%	7
ROCKLEDGE			7	100%	7
NORTHWEST FLORIDA COMMUNITY HOSPITAL		1	6	86%	7
FLORIDA DEPARTMENT OF HEALTH IN HILLSBOROUGH COUNTY			7	100%	7
FLORIDA CLINICAL LAB			7	100%	7
NORTHWELL HEALTH PLAINVIEW HOSPITAL LABORATORY		5	2	29%	7
CANTON-POTSDAM HOSPITAL LABORATORY		7			7
HEALTHMARK REGIONAL HOSPITAL LAB		3	4	57%	7
MHHS All Lab Subsection		7			7
ST CATHERINE OF SIENA HOSPITAL		7			7
TREE HOUSE PEDIATRICS		7			7
FLORIDA DEPARTMENT OF HEALTH IN LAKE COUNTY		3	4	57%	7
NEW YORK PRESBYTERIAN - ALLEN HOSPITAL		7			7
UNIVERSITY HOSPITAL - STONY BROOK EASTERN		7			7
ORMOND BEACH CENTRA CARE			7	100%	7
BENTON PEDIATRICS INC			6	100%	6
MICHIGAN DEPARTMENT OF COMMUNITY HEALTH		1	5	83%	6
SPECIALITY LABORATORIES,INC		5	1	17%	6
MONTEFIORE NEW ROCHELLE HOSPITAL		6			6
HEART OF FLORIDA HMA			6	100%	6
ST ELIZABETH MEDICAL CENTER LABORATORY		6			6
ST JOSEPH HOSPITAL		5	1	17%	6
HEALTH CARE LABORATORY SERVICES			6	100%	6
DOCTOR'S IN HOUSE LABORATORY			6	100%	6
NEW YORK STATE ELR - JAMAICA HOSPITAL MEDICAL CENTER		6			6
BAYCARE MEDICAL GROUP INC			6	100%	6
TAMIAMI LAB MILLENIUM			6	100%	6
ADVENTHEALTH PEDIATRICS/LAKE MARY PEDS		5	1	17%	6
CREATIVE TESTING SOLUTIONS			6	100%	6
LEE COUNTY HEALTH DEPARTMENT		4	2	33%	6
MASSACHUSETTS GENERAL HOSPITAL		1	5	83%	6
FLORIDA HOSPITAL KISSIMMEE		4	2	33%	6
LAB CORP OF AMERICA		2	4	67%	6
Maury Regional Hospital		4	2	33%	6
FLORIDA WOMAN CARE LABORATORY			6	100%	6
ADVENTHEALTH CENTRA CARE ORMOND BEACH			6	100%	6
LONGWOOD FAMILY PRACTICE		6			6

COVID-19: testing by laboratory

Data through Aug 21, 2020 verified as of Aug 22, 2020 at 09:25 AM

Data in this report are provisional and subject to change.

The numbers in the table below represent the number of Florida and non-Florida residents for whom test results were received by the Department of Health. A person can be tested by more than one laboratory and can have both positive and negative results. **Therefore, the sum of the numbers in each column will be larger than the total number of people tested.**

Reporting lab	Inconclusive	Negative	Positive	Percent positive	Total
TRUE HEALTH DIAGNOSTICS		1	5	83%	6
LEE MEMORIAL LAB GULF COAST			6	100%	6
STATEN ISLAND UNIVERSITY HOSPITAL-POUCH		6			6
PATHOGENIUS LABORATORIES		2	4	67%	6
COVANCE CENTRAL LABORATORY			6	100%	6
ACH			6	100%	6
BIOCEPT			6	100%	6
LABCORP NEW PORT RICHEY			6	100%	6
BROOKWOOD BAPTIST MEDICAL CENTER		6			6
ADVENTHEALTH ZEPHYRHILLS			6	100%	6
QUOTIENT SCIENCES			6	100%	6
LABCORP BURLINGTON CYTO		4	1	20%	5
LABCORP DIAGNOSTICS-MIAMI		2	3	60%	5
LEHIGH VALLEY HOSPITAL		3	2	40%	5
THE VILLAGES CLINICAL LAB		4	1	20%	5
Point of Care Testing			5	100%	5
LAWTON CHILES HEALTH CENTER			5	100%	5
LABCORP - NAPLES			5	100%	5
CENTRA CARE – APOPKA			5	100%	5
DOH JACKSONVILLE CENTRAL LABORATORY		3	2	40%	5
COMMUNITY HEALTH OF SOUTH FLORIDA			5	100%	5
Cleveland Clinic Laboratories		1	4	80%	5
SANTA ROSA MEDICAL CENTER CLINICAL LAB		2	3	60%	5
ASCENSION ST. VINCENT'S PRIMARY CARE			5	100%	5
LAKELAND REGIONAL HEALTH			5	100%	5
CHILDREN'S HOSPITAL OF PHILADELPHIA		5			5
XRL SXF REF LAB		5			5
COLORADO DEPARTMENT OF PUBLIC HEALTH AND ENVIRONMENT			5	100%	5
ARNOT OGDEN MEDICAL CENTER LABORATORY		5			5
CHEMISYS LABORATORIES			5	100%	5
NICHOLS INSTITUTE QUEST DIAGNOSTICS		2	3	60%	5
DCH REGIONAL MEDICAL CENTER LABORATORY		5			5
NEW YORK STATE ELR - SOUTHSIDE HOSPITAL NORTHWELL HEALTH LABORATORY		4	1	20%	5
UNKNOWN LAB			5	100%	5
MANATEE PEDIATRICS			5	100%	5
UPMC HEALTH SYSTEM		4	1	20%	5
INDIAN RIVER CHD VERO BEACH		4	1	20%	5
BOCA RATON REGIONAL HOSPITAL LAB			5	100%	5
TMH PHYSICIAN PARTNERS - MONTICELLO		5			5
BIOTECH			5	100%	5
BROWARD COUNTY HEALTH DEPT.			5	100%	5
AEL KNOXVILLE			5	100%	5
AIM LABORATORIES			5	100%	5
MINUTE CLINIC LLC #2216		5			5
FLOWERS HOSPITAL		1	4	80%	5
FRANCES WARDE MEDICAL LABORATORY		2	3	60%	5
ADVENTHEALTH CENTRA CARE DAYTONA BEACH			5	100%	5

COVID-19: testing by laboratory

Data through Aug 21, 2020 verified as of Aug 22, 2020 at 09:25 AM

Data in this report are provisional and subject to change.

The numbers in the table below represent the number of Florida and non-Florida residents for whom test results were received by the Department of Health. A person can be tested by more than one laboratory and can have both positive and negative results. **Therefore, the sum of the numbers in each column will be larger than the total number of people tested.**

Reporting lab	Inconclusive	Negative	Positive	Percent positive	Total
DALE MEDICAL CENTER		2	3	60%	5
JFK MEDICAL CENTER NORTH LAB			5	100%	5
ST ANTHONY NORTH			5	100%	5
STATEN ISLAND UNIVERSITY HOSPITAL	4				4
EXPRESS TESTING-ONE			4	100%	4
ADVENTHEALTH CENTRA CARE BRANDON			4	100%	4
NEW YORK STATE ELR - SAMARITAN HOSPITAL LABORATORY	4				4
AMEERAH LABS			4	100%	4
AURORA DIAGNOSTICS			4	100%	4
NEWYORK-PRESBYTERIAN/ LAWRENCE HOSPITAL LABORATORY	4				4
GENUS3		1	3	75%	4
NEW HAMPSHIRE DEPARTMENT OF HEALTH AND HUMAN SERVICES		3	1	25%	4
HEALTHQUEST LABORATORIES			4	100%	4
PRECISION LABS LLC		1	3	75%	4
FISHERMEN'S HOSPITAL			4	100%	4
EMERGENCY MEDICAL CENTER			4	100%	4
NORTHSHORE UNIVERSITY HEALTHSYSTEM EVANSTON HOSPITAL LAB			4	100%	4
FINLAY C. LABORATORY		3	1	25%	4
OKLAHOMA STATE UNIVERSITY DIAGNOSTIC LAB			4	100%	4
EMERALD COAST URGENT CARE			4	100%	4
STATEN ISLAND UNIVERSITY HOSPITAL SEGUINE AVE	4				4
DORAL URGENT CARE			4	100%	4
TA LABCORP TAMPA			4	100%	4
ST VINCENT'S CHILTON		3	1	25%	4
DTR LABS		3	1	25%	4
PEDIATRIC HEALTH CARE ALLIANCE			4	100%	4
NEW YORK STATE ELR - BROOKLYN HOSPITAL CENTER DOWNTOWN CAMPUS	4				4
VA GULF COAST VETERANS HEALTH CARE SYSTEM			4	100%	4
MEDLOGIC, LLC		1	3	75%	4
BAY VIEW HEALTHCARE		4			4
THOMAS JEFFERSON UNIVERSITY HOSPITAL		4			4
TOTAL ACCESS URGENT CARE			4	100%	4
CAPITAL HEALTH PLAN LABORATORIES			4	100%	4
BAY CARE			4	100%	4
QUEST DIAGNOSTICS- MELBOURNE			4	100%	4
QUEST DIAGNOSTIC INC TECHINICAL			4	100%	4
SOUTHWESTERN REGIONAL MEDICAL CENTER - TULSA	4				4
MISSOURI DEPARTMENT OF HEALTH AND SENIOR SERVICES			4	100%	4
QUEST DIAGNOSTIC			4	100%	4
MINUTECLINIC DIAGNOSTIC OF TEXAS, LLC		4			4
COVENIENT CARE MEDICAL CLINIC			4	100%	4
IRL MARKET LAB			4	100%	4
GENUS DIAGNOSTICS			4	100%	4
INTERMARKET FACILITY			4	100%	4
METRO KNOXVILLE HMA		4			4
PRIMARY CARE OF THE TREASURE COAST			4	100%	4
MALABAR/ADVENT CENTRA CARE			4	100%	4

COVID-19: testing by laboratory

Data through Aug 21, 2020 verified as of Aug 22, 2020 at 09:25 AM

Data in this report are provisional and subject to change.

The numbers in the table below represent the number of Florida and non-Florida residents for whom test results were received by the Department of Health. A person can be tested by more than one laboratory and can have both positive and negative results. **Therefore, the sum of the numbers in each column will be larger than the total number of people tested.**

Reporting lab	Inconclusive	Negative	Positive	Percent positive	Total
BEAUMONT LABORATORY			4	100%	4
METHODIST MEDICAL CENTER		3	1	25%	4
LINCOLN MEDICAL AND MENTAL HEALTH CENTER		4			4
DAVITA LABORATORY		4			4
METROPOLITAN HOSPITAL CENTER		4			4
BAPTIST MEDICAL PLAZA AT DORAL URGENT CARE CENTER		4			4
BAPTIST MEDICAL CENTER EAST		2	2	50%	4
ILLINOIS DEPT OF PUBLIC HEALTH LAB - SPRINGFIELD			4	100%	4
KEY WEST URGENT CARE, INC		3			3
BIODESIX, INC.		3			3
TROY REGIONAL MEDICAL CENTER		2	1	33%	3
ADVENT HEALTH NEW SMYRNA BEACH			3	100%	3
ALACHUA COUNTY HEALTH DEPARTMENT			3	100%	3
BIO-REFERENCE LABORATORIES			3	100%	3
VA OUTPATIENT			3	100%	3
WOODHULL MEDICAL AND MENTAL HEALTH CTR		3			3
BEEBE MEDICAL CENTER LABORATORY		3			3
FLORIDA CLINICAL LABORATORY - BIOREFERENCE LABORATORIES		2	1	33%	3
INTERMOUNTAIN CENTRAL LAB		1	2	67%	3
FAST TRACK URGENT CARE CENTER - WESTCHASE			3	100%	3
PENNSYLVANIA DEPARTMENT OF HEALTH BUREAU OF LABORATORIES			3	100%	3
MARSHALL MEDICAL CENTER SOUTH LAB		2	1	33%	3
SOUTH GEORGIA MEDICAL CENTER			3	100%	3
NORTHERN DUTCHESS HOSPITAL LABORATORY		3			3
CENTRA CARE – LAKE NONA		1	2	67%	3
NOVANT HEALTH INPATIENT CARE			3	100%	3
JOHNS HOPKINS MEDICAL LABORATORIES		1	2	67%	3
CELAL GUROL ERBAY, MD			3	100%	3
ADVENTHEALTH CENTRA CARE CITRUS PARK			3	100%	3
JOE DIMAGGIO CHILDREN'S HOSPITAL		1	2	67%	3
IOWA DEPARTMENT OF PUBLIC HEALTH			3	100%	3
CENTRAL FLORIDA HEALTH CARE INC			3	100%	3
FAMILY HEALTH CENTERS OF SWF LABS			3	100%	3
QUEST ELR		2	1	33%	3
NORTH BROWARD HOSPITAL DISTRICT HEALTHCARE FOR THE HOMELESS			3	100%	3
SAMARITAN MEDICAL CENTER		3			3
CALHOUN LIBERTY HOSPITAL			3	100%	3
JACKSON SOUTH COMMUNITY HOSPITAL LAB			3	100%	3
DEACONESS HOSPITAL			3	100%	3
CENTRA CARE HUNTER'S CREEK			3	100%	3
NORTH NAPLES HOSPITAL RESPIRATORY THERAPY DEPARTMENT			3	100%	3
LAKE WALES MEDICAL CENTER INC			3	100%	3
SUNCOAST URGENT CARE			3	100%	3
WAKEMED		1	2	67%	3
PALM BEACH COUNTY HEALTH DEPARTMENT LABORATORY			3	100%	3
NAPHCARE, INC.			3	100%	3
DOH-TAMPA BRANCH LABORATORY (MLK BLVD)			3	100%	3

COVID-19: testing by laboratory

Data through Aug 21, 2020 verified as of Aug 22, 2020 at 09:25 AM

Data in this report are provisional and subject to change.

The numbers in the table below represent the number of Florida and non-Florida residents for whom test results were received by the Department of Health. A person can be tested by more than one laboratory and can have both positive and negative results. **Therefore, the sum of the numbers in each column will be larger than the total number of people tested.**

Reporting lab	Inconclusive	Negative	Positive	Percent positive	Total
FLORIDA HOSPITAL			3	100%	3
NEW YORK STATE ELR - LONG ISLAND JEWISH MED CTR		3			3
BAYCARE OUTREACH LABORATORY HOSPITAL			3	100%	3
NEW YORK STATE ELR - JACOBI MEDICAL CENTER		3			3
SHELBY BAPTIST MEDICAL CENTER		1	2	67%	3
LABCORP RARITAN		3			3
WALGREENS #03413		2	1	33%	3
CORAL GABLES HOSPITAL			3	100%	3
PRECISION GENETICS			3	100%	3
ACCESS HEALTH CARE		2	1	33%	3
DOCTORS URGENT CARE			3	100%	3
DOCTOR'S IN-HOUSE LAB/COMMUNITY HEALTH CENTERS OF PINELLAS -PINELLAS P			3	100%	3
COMMUNITY HEALTH CENTERS OF PINELLAS, INC.			3	100%	3
PUBLIC HEALTH LAB		3			3
BARONESS ERLANGER HOSPITAL		3			3
MONTEFIORE ST LUKE'S CORNWALL HOSPITAL		2	1	33%	3
NEW YORK STATE ELR - ORANGE REGIONAL MEDICAL CENTER LABORATORY		3			3
VIRTUA VOORHEES HOSPITAL		3			3
AMERICAN FAMILY CARE- ORANGE BEACH			3	100%	3
ILLINOIS DEPARTMENT OF PUBLIC HEALTH			3	100%	3
BAYFRONT HEALTH PUNTA GORDA			3	100%	3
PINELLAS COUNTY HEALTH DEPARTMENT		2	1	33%	3
QUATRACOR PLLC		3			3
MIAMI CANCER INSTITUTE			3	100%	3
VIRGINIA DIVISION OF CONSOLIDATED LABORATORIES			3	100%	3
SSM HEALTH ST LOUIS MICROBIOLOGY LABORATORY		1	2	67%	3
TIMBER RIDGE LABORATORY			3	100%	3
ST LUKES HOSPITAL LABORATORY		2	1	33%	3
WALGREENS #5317		3			3
SIGNATURE CARE PFLUGERVILLE			3	100%	3
PALMS WEST HOSPITAL			3	100%	3
WESLEY CHAPEL INTERNAL MEDICINE AND PEDIATRICS			3	100%	3
GULF COAST MEDICAL GROUP			3	100%	3
EISENHOWER ARMY MEDICAL CENTER			3	100%	3
SHARP MEMORIAL HOSPITAL MICROBIOLOGY DEPT			2	100%	2
TUFTS MEDICAL CENTER			2	100%	2
WALGREENS NO 09204		2			2
PATIENT FIRST - ALLENTOWN			2	100%	2
UAB		1	1	50%	2
UNIVERSITY OF MIAMI			2	100%	2
UCLA HEALTHCARE CLINICAL LABS			2	100%	2
UNIVERSITY HOSPITAL OF BROOKLYN		2			2
SANFORD REGIONAL HOSPITAL WORTHINGTON		2			2
UNIVERSITY HOSPITAL			2	100%	2
UK HEALTHCARE			2	100%	2
SARASOTA MEMORIAL MEDICAL URGENT CARE CENTER			2	100%	2
UNIVERSITY OF KANSAS MEDICAL CENTER			2	100%	2

COVID-19: testing by laboratory

Data through Aug 21, 2020 verified as of Aug 22, 2020 at 09:25 AM

Data in this report are provisional and subject to change.

The numbers in the table below represent the number of Florida and non-Florida residents for whom test results were received by the Department of Health. A person can be tested by more than one laboratory and can have both positive and negative results. **Therefore, the sum of the numbers in each column will be larger than the total number of people tested.**

Reporting lab	Inconclusive	Negative	Positive	Percent positive	Total
UNIVERSITY OF MARYLAND MEDICAL CENTER			2	100%	2
SCDHEC BUREAU OF LABORATORIES			2	100%	2
UC CORAL GABLES			2	100%	2
UNIVERSITY OF CHICAGO MEDICAL CENTER LAB			2	100%	2
QUEST DIAGNOSTICS INCORPORATED			2	100%	2
THE UNIVERSITY OF VERMONT MEDICAL CENTER		2			2
QUEENS HOSPITAL CENTER		2			2
THOMAS LANGLEY			2	100%	2
VRL EUROFINIS			2	100%	2
VIRACOR		1	1	50%	2
VIGILINT HEALTHCARE		1	1	50%	2
VIRTUA MEMORIAL HOSPITAL BURLINGTON COUNTY			2	100%	2
ST CHARLES HOSPITAL LABORATORY		2			2
ST PETERSBURG PEDIATRICS-EAST BAY			2	100%	2
POINT WASHINGTON MEDICAL CLINIC			2	100%	2
WALGREENS #17132		2			2
WALGREENS #10775		2			2
PREMIER LABORATORY SERVICES, LLC			2	100%	2
WALGREENS #6637		2			2
PREMIER MEDICAL LABORATORY			2	100%	2
WATAUGA MEDICAL CENTER		1	1	50%	2
ST JOSEPHS CHILDRENS HOSPITAL OUTREACH			2	100%	2
WALGREENS # 03852		2			2
WALGREENS #09353		2			2
WALGREENS #07388		2			2
TITUSVILLE/ADVENT CENTRA CARE			2	100%	2
RIVERSIDE MEDICAL GROUP		1	1	50%	2
RIVERVIEW REGIONAL MEDICAL CENTER		2			2
RICHMOND UNIVERSITY MEDICAL CENTER		1	1	50%	2
SOUTHEAST GEORGIA HEALTH SYSTEM			2	100%	2
URGENT CARE TCMA			2	100%	2
UNIVERSITY OF WASHINGTON MEDICAL CENTER			2	100%	2
RUSH UNIVERSITY MEDICAL CENTER LABORATORY			2	100%	2
TREASURE COAST COMMUNITY HEALTH			2	100%	2
PCB CLINIC			2	100%	2
ROCKEFELLER UNIVERSITY CLINICAL GENOMICS LABORATOR		2			2
UT MEMPHIS UNIVERSITY HEALTH SERVICES			2	100%	2
QUEST DIAGNOSTICS-OCALA-SE 3RD		2			2
QUEST DIAGNOSTICS-OCALA-SW HIGHWAY 200		2			2
PIEDMONT HOSPITAL LAB			2	100%	2
TANNER MEDICAL CENTER EAST AL		2			2
VERMONT DEPARTMENT OF HEALTH LABORATORY		1	1	50%	2
TALLAHASSEE MEMORIAL HEALTHCARE FAMILY MED RESIDENCY			2	100%	2
WHOLE CHILD PEDIATRICS			2	100%	2
ST. JOSEPH REGIONAL MEDICAL CENTER			2	100%	2
SPARROW CENTRAL LAB			2	100%	2
PHYSICIANS LABORATORY SERVICES			2	100%	2

COVID-19: testing by laboratory

Data through Aug 21, 2020 verified as of Aug 22, 2020 at 09:25 AM

Data in this report are provisional and subject to change.

The numbers in the table below represent the number of Florida and non-Florida residents for whom test results were received by the Department of Health. A person can be tested by more than one laboratory and can have both positive and negative results. **Therefore, the sum of the numbers in each column will be larger than the total number of people tested.**

Reporting lab	Inconclusive	Negative	Positive	Percent positive	Total
LOWELL GENERAL HOSPITAL			2	100%	2
MADISON COUNTY MEMORIAL HOSP		1	1	50%	2
LEGACY LABORATORY SERVICES			2	100%	2
LINCOLN DIAGNOSTIC LAB		2			2
CAPE COD HOSPITAL			2	100%	2
MAILBOX DIAGNOSTICS		1	1	50%	2
CAREWELL 301 - WARWICK			2	100%	2
CAPTAIN JAMES A. LOVELL FEDERAL HEALTHCARE CENTER			2	100%	2
LABCORP - OHIO			2	100%	2
LABCORP - STUART		1	1	50%	2
Cleveland Clinic Weston			2	100%	2
LABCORP - LEESBURG			2	100%	2
CELERION			2	100%	2
LEESBURG REGIONAL MEDICAL CENTER		1	1	50%	2
LABCORP PHOENIX			2	100%	2
LAKE MARY KIDS CENTRA CARE			2	100%	2
YORK HOSPITAL - LABORATORY			2	100%	2
MINUTECLINIC DIAGNOSTIC OF RHODE ISLAND, LLC #590		2			2
BAYFRONT MEDICAL			2	100%	2
MIDMICHIGAN MEDICAL CENTER			2	100%	2
MINUTECLINIC DIAGNOSTIC		1	1	50%	2
MONTANA PUBLIC HEALTH LAB			2	100%	2
BAPTIST PRIMARY CARE		1	1	50%	2
MONROE COUNTY HOSPITAL		2			2
BAY CARE LAB SERVICES/ST. ANTHONY'S HOSPITAL			2	100%	2
BIO-TECH CLINICAL LABORATORIES			2	100%	2
MEDRITE			2	100%	2
MAYO			2	100%	2
BIRMINGHAM VAMC		1	1	50%	2
MEMORIAL SLOAN KETTERING CANCER CENTER		1	1	50%	2
MI2297090CV HOLLAND-23D2189684		2			2
BFT LAB			2	100%	2
BETH ISRAEL DEACONESS MEDICAL CENTER			2	100%	2
LABCORP - BRANDON		2			2
GEISINGER MEDICAL CENTER		2			2
GENE STREET LABORATORIES, LLC		2			2
EXECUTIVE MEDICAL SERVICES		2			2
GATEWAY/ADVENT CENTRA CARE			2	100%	2
ENGLEWOOD HOSPITAL AND MEDICAL CENTER			2	100%	2
GRAND ST PAUL CVS		2			2
EVERLYWELL		2			2
ERIE COUNTY MEDICAL CTR CLINICAL LABS		2			2
FCHC (OB)-DARWIN SQUARE CTR.			2	100%	2
FLORIDA MEDICAL CLINIC PA		2			2
FLORIDA CLINICAL LABORATORY INC			2	100%	2
FLORIDA HEALTH CARE PLANS			2	100%	2
GALEN BAYLOR EXTENSION		2			2

COVID-19: testing by laboratory

Data through Aug 21, 2020 verified as of Aug 22, 2020 at 09:25 AM

Data in this report are provisional and subject to change.

The numbers in the table below represent the number of Florida and non-Florida residents for whom test results were received by the Department of Health. A person can be tested by more than one laboratory and can have both positive and negative results. **Therefore, the sum of the numbers in each column will be larger than the total number of people tested.**

Reporting lab	Inconclusive	Negative	Positive	Percent positive	Total
EXOSOME DIAGNOSTICS		2			2
FLORIDA PEDIATRICS			2	100%	2
FORT SANDERS REGIONAL LABORATORY		2			2
GUTHRIE MEDICAL GROUP LABORATORIES		2			2
CONNECTDX			2	100%	2
CONEMAUGH MEMORIAL MEDICAL CENTER		2			2
JOHNSON CITY MEDICAL CENTER		1	1	50%	2
JRS LABORATORY			2	100%	2
COLLIER COUNTY HEALTH DEPT.			2	100%	2
LAB CORP PHOENIX			2	100%	2
COMPUNET CLINICAL LAB			2	100%	2
KETTERING HEALTH			2	100%	2
HOME ACCESS HEALTH			2	100%	2
INTERNAL MEDICINE ASSOCIATES-DUNELLON			2	100%	2
HEALTH FIRST IBM-UX			2	100%	2
HELIX DIAGNOSTICS			2	100%	2
JOHN D. ARCHBOLD MEM. HOSPITAL			2	100%	2
CONSOLIDATED LABORATORY SERVICES			2	100%	2
CVS PHARMACY, INC DBA CVS/PHARMACY #10581		2			2
JACKSON LABORATORY OF GENOMIC MEDICINE		2			2
OMNI			2	100%	2
NEW YORK STATE ELR - COLUMBIA MEMORIAL HOSPITAL LABORATORY		2			2
ADVANCED URGENT CARE CENTER OF THE UPPER KEYS			2	100%	2
ALABAMA DEPARTMENT OF PUBLIC HEALTH			2	100%	2
OKLAHOMA STATE DEPARTMENT OF HEALTH-PUBLIC HEALTH LABORATORY			2	100%	2
NEW YORK STATE ELR - BELLEVUE HOSPITAL CENTER DEPARTMENT		2			2
NEW YORK STATE ELR - AUBURN COMMUNITY HOSPITAL		2			2
NORTH FLORIDA PEDIATRICS JASPER			2	100%	2
ADVANCED MEDICAL CARE			2	100%	2
NORTH DAKOTA DEPT OF HEALTH MICROBIOLOGY			2	100%	2
NOT INDICATED			2	100%	2
NLC LABS			2	100%	2
NEW YORK STATE ELR - NEW YORK PRESBYTERIAN-LOWER MANHATTAN		2			2
NOVANT HEALTH GOHEALTH URGENT CARE-HARRISBURG			2	100%	2
ARNOLD PALMER HOSPITAL LABORATORY			2	100%	2
AMERICAN MEDICAL LABORATORIES			2	100%	2
OHIO STATE UNIVERSITY MEDICAL CENTER			2	100%	2
NEW YORK STATE ELR - ERIE COUNTY PUBLIC HEALTH CLINICAL		2			2
NEW YORK STATE ELR - LONG ISLAND JEWISH VALLEY STREAM		2			2
NEW YORK STATE ELR - GLENS FALLS HOSPITAL DEPARTMENT OF PATHOLOGY		2			2
ALLIANCE LABS @LRMC			2	100%	2
NEBRASKA MEDICAL CENTER			2	100%	2
ONSLOW MEMORIAL HOSPITAL LABORATORY		2			2
GEORGIA DEPARTMENT OF PUBLIC HEALTH			2	100%	2
ALVERNO CLINICAL LABORATORIES			2	100%	2
NORTHERN LIGHT LABORATORY			2	100%	2
ALTRU DIAGNOSTICS INC			2	100%	2

COVID-19: testing by laboratory

Data through Aug 21, 2020 verified as of Aug 22, 2020 at 09:25 AM

Data in this report are provisional and subject to change.

The numbers in the table below represent the number of Florida and non-Florida residents for whom test results were received by the Department of Health. A person can be tested by more than one laboratory and can have both positive and negative results. **Therefore, the sum of the numbers in each column will be larger than the total number of people tested.**

Reporting lab	Inconclusive	Negative	Positive	Percent positive	Total
OHIO DEPARTMENT OF HEALTH LABORATORY		2			2
NEW YORK STATE DEPARTMENT OF HEALTH		1	1	50%	2
OMNICARE PHARMACY OFTEXAS 1, LP DBA OMNICARE		2			2
TRINITAS REGIONAL MEDICAL CENTER			1	100%	1
AMD			1	100%	1
CVS/PHARMACY #10373		1			1
CVS UT2297068CV SALT LAKE CITY		1			1
TRUMAN MEDICAL CENTER - HOSPITAL HILL			1	100%	1
WIMAUMA COMMUNITY HEALTH CENTER		1			1
DERMDX, DIV OF AURORA DIAGNOSTICS/BERNHARDT LAB		1			1
DALLAS MEDICAL CENTER			1	100%	1
DEPARTMENT OF HEALTH AND HUMAN SERVICES DIVISION OF BEHAVIORAL HEALTH		1			1
DELAWARE DIAGNOSTICS LABS			1	100%	1
DEKALB MEDICAL CENTER LABORATORY			1	100%	1
DACH MAIN LAB			1	100%	1
CVS/PHARMACY #12000		1			1
CLEVELAND CLINIC OHIO LABORATORIES			1	100%	1
DEPARTMENT OF PATHOLOGY ROME MEMORIAL		1			1
UNITED CLINICAL LABORATORIES			1	100%	1
CONEY ISLAND HOSPITAL		1			1
WEST PACIFIC MEDICAL LABORATORY			1	100%	1
ALABAMA REFERENCE LAB			1	100%	1
COCOA BEACH/ADVENT CENTRA		1			1
ALLIANCE LABORATORY SERVICES			1	100%	1
COLORADO DEPARTMENT OF HEALTH LABORATORY SERVICES DIVISION			1	100%	1
COMMONWEALTH OF MASSACHUSETTS			1	100%	1
UF KANAPAHA LAB BEAKER		1			1
WEST VIRGINIA UNIVERSITY HOSPITALS			1	100%	1
UNC HOSPITAL/MCLENDON CLINICAL LABORATORIES			1	100%	1
WILLIAM A HINTON STATE LABORATORY INSTITUTE			1	100%	1
WILMINGTON VA MEDICAL CENTER			1	100%	1
CQUENTIA NGS, LLC			1	100%	1
AFC PATRIOT URGENT CARE			1	100%	1
COASTAL MEDICAL LAB			1	100%	1
WEST KENDALL HOSPITAL			1	100%	1
AFFILIATED LABORATORIES INC			1	100%	1
CLIFTON-FINE HOSPITAL LABORATORY		1			1
ADVANCED LABORATORY SERVICES			1	100%	1
TAMPA		1			1
EXPRESS GENE MOLECULAR DIAGNOSTICS LABORATORY			1	100%	1
FALMOUTH BY THE SEA			1	100%	1
EXPRESS LAB LIVINGSTON			1	100%	1
WYOMING PUBLIC HEALTH LAB			1	100%	1
ETHOS LABORATORIES		1			1
TENNESSEE DOH - KNOXVILLE			1	100%	1
ADVANCED MEDICAL LABORATORIES (AML)			1	100%	1
EXCEL URGENT CARE OF NJ			1	100%	1

COVID-19: testing by laboratory

Data through Aug 21, 2020 verified as of Aug 22, 2020 at 09:25 AM

Data in this report are provisional and subject to change.

The numbers in the table below represent the number of Florida and non-Florida residents for whom test results were received by the Department of Health. A person can be tested by more than one laboratory and can have both positive and negative results. **Therefore, the sum of the numbers in each column will be larger than the total number of people tested.**

Reporting lab	Inconclusive	Negative	Positive	Percent positive	Total
TAMPA GENERAL MEDICAL GROUP LABORATORY HEALTHPARK			1	100%	1
FAST TRACK URGENT CARE CENTER - BRANDON			1	100%	1
MARINA DEL REY HOSPITAL LAB			1	100%	1
SV MOBILE HEALTH			1	100%	1
SUNY UPSTATE MEDICAL UNIVERSITY			1	100%	1
FIRST CARE - MIDDLESBORO			1	100%	1
SUNY AT STONY BROOK			1	100%	1
FHCP-ORANGE CITY			1	100%	1
ACCESSLAB		1			1
ACL LABORATORIES INDUSTRIAL TOXICOLOGY			1	100%	1
FAST TRACK URGENT CARE CENTER - SOUTH TAMPA			1	100%	1
SYNERGENE LABORATORY			1	100%	1
ACCESS HEALTH CARE PHYSICIANS			1	100%	1
DOCTOR'S WALK-IN CLINIC / QUEST DIAGNOSTICS			1	100%	1
DOCS URGENT CARE			1	100%	1
FIT4LIFE MEDICAL CENTER			1	100%	1
DOCTORS CLINICAL LABORATORY, INC			1	100%	1
DOCTOR'S IN-HOUSE LAB/COMMUNITY HEALTH CENTERS OF PINELLAS - JOHNNIE R			1	100%	1
ADVENTIST HINSDALE HOSPITAL LABORATORY			1	100%	1
DHEC - S.C PUBLIC HEALTH LAB			1	100%	1
TMH EC NORTHEAST LABORATORY			1	100%	1
TIMPANOGOS REGIONAL HOSPITAL			1	100%	1
TIEHH BIOTERRORISM RESPONSE LAB			1	100%	1
DMH STEINHATCHEE FAMILY MEDICINE			1	100%	1
DSI LABORATORIES-NAPLES-7TH			1	100%	1
ELITE CARE			1	100%	1
EDGAR PRICE FAMILY & CHILDREN HEALTHCARE CENTER			1	100%	1
ADVANCED URGENT CARE OF MARATHON			1	100%	1
ELMHURST MEMORIAL HOSPITAL			1	100%	1
TEXAS DEPARTMENT OF STATE HEALTH SERVICES			1	100%	1
ADVENTHEALTH CENTRA CARE - KID'S CARE			1	100%	1
EAST TENNESSEE STATE UNIVERSITY		1			1
DUKE HEALTH REGIONAL HOSPITAL			1	100%	1
THE HEART HOSPITAL BAYLOR PLANO			1	100%	1
THE CHILDREN'S HOSPITAL OF PHILADELPHIA		1			1
ECLRS			1	100%	1
UNITED HEALTHCARE			1	100%	1
BERKSHIRE MEDICAL CENTER			1	100%	1
ATHENS LIMESTONE HOSPITAL		1			1
BELLIN HEALTH LAB			1	100%	1
VELOCITY CARE			1	100%	1
Walker BaptistMedCtr			1	100%	1
ASCENSION ST. MICHAEL'S HOSPITAL LAB			1	100%	1
BEAUMONT HOSPITAL, GROSSE POINTE			1	100%	1
BEAUFORT MEMORIAL			1	100%	1
BAYSTATE MEDICAL CENTER			1	100%	1
VETERANS OUTPATIENT CLINIC			1	100%	1

COVID-19: testing by laboratory

Data through Aug 21, 2020 verified as of Aug 22, 2020 at 09:25 AM

Data in this report are provisional and subject to change.

The numbers in the table below represent the number of Florida and non-Florida residents for whom test results were received by the Department of Health. A person can be tested by more than one laboratory and can have both positive and negative results. **Therefore, the sum of the numbers in each column will be larger than the total number of people tested.**

Reporting lab	Inconclusive	Negative	Positive	Percent positive	Total
BEAUMONT REFERENCE LABORATORY			1	100%	1
VIDANT MEDICAL CENTER			1	100%	1
BMC/JACSONVILLE		1			1
VA OUT PATIENT CENTER			1	100%	1
BLUEWATER TOXICOLOGY			1	100%	1
WARD MEMORIAL HOSPITAL		1			1
VA HOSPITAL			1	100%	1
VA HOSPITAL PATH & LAB			1	100%	1
BLOOD SYSTEMS LABORATORIES			1	100%	1
BIOMERIEUX			1	100%	1
BIODORON LABORATORIES			1	100%	1
VA OUTPATIENT CLINIC			1	100%	1
VALLEY HOSPITAL MEDICAL CENTER		1			1
BLOUNT MEMORIAL HOSPITAL		1			1
WALGREENS # 7308		1			1
WALGREENS #19348		1			1
WALGREENS #04417		1			1
BAPTIST ER TOWN CTR			1	100%	1
BASCOM PALMER-MICRO LAB			1	100%	1
BARDMOOR LABORATORY			1	100%	1
BAPTIST HEALTH URGENT CARE AT KENDALL LAKES			1	100%	1
BAPTIST HEALTH MEDICAL CENTER			1	100%	1
BAPTIST HEALTH EXPRESS CARE AT KEY BISCAYNE			1	100%	1
WALGREENS #04834		1			1
WALGREENS #06961		1			1
BAPTIST HEALTH URGENT CARE AT UNIVERSITY CENTRE			1	100%	1
BAYONET POINT HOSPITAL LAB			1	100%	1
BAYLOR ESOTERIC AND MOLECULAR LAB			1	100%	1
BAYLOR COLLEGE OF MEDICINE			1	100%	1
BAYSHORE LABORATORY			1	100%	1
AVERA ST. MARY'S HOSPITAL			1	100%	1
Viracor Eurofins			1	100%	1
BAYCARE MEDICAL GROUP			1	100%	1
BAYCARE ALLIANT HOSPITAL			1	100%	1
AZALEA HEALTH			1	100%	1
VISITING PHYSICIANS ASSOCIATION LABORATORY		1			1
BAYCARE OUTREACH LAB			1	100%	1
VITAE DIAGNOSTICS			1	100%	1
CENTRA CARE- WINTER GARDEN			1	100%	1
CENTRA CARE KIDS WINTER PARK			1	100%	1
CELEBRATION HOSPITAL			1	100%	1
CFCH - FROSTPROOF			1	100%	1
UNIVERSITY OF FLORIDA			1	100%	1
UNIVERSITY OF IOWA HOSPITALS & CLINICS			1	100%	1
UNK			1	100%	1
CATHOLIC HEALTH SYSTEM DEPT LABORATORY		1			1
WELLOW URGENT CARE		1			1

COVID-19: testing by laboratory

Data through Aug 21, 2020 verified as of Aug 22, 2020 at 09:25 AM

Data in this report are provisional and subject to change.

The numbers in the table below represent the number of Florida and non-Florida residents for whom test results were received by the Department of Health. A person can be tested by more than one laboratory and can have both positive and negative results. **Therefore, the sum of the numbers in each column will be larger than the total number of people tested.**

Reporting lab	Inconclusive	Negative	Positive	Percent positive	Total
CEDARS-SINAI MEDICAL CENTER			1	100%	1
UNIVERSITY OF MISSOURI HEALTH CARE			1	100%	1
CBC LAB			1	100%	1
CHP COVID-19 (TX)			1	100%	1
CHIEFLAND MEDICAL CENTER			1	100%	1
CHATSWORTH ASSISTED LIVING COMMUNITY AT PGA NATIONAL			1	100%	1
UNITED LABORATORY SERVICE			1	100%	1
CITRUS PARK			1	100%	1
AMERICAN FAMILY CARE			1	100%	1
CGH MEDICAL CENTER			1	100%	1
WEST			1	100%	1
UNIVERSITY OF BALTIMORE WASHINGTON MEDICAL CENTER			1	100%	1
CHARLOTTE CHD PORT CHARLOTTE		1			1
UNIVERSITY HOSPITALS OF CLEVELAND			1	100%	1
UNIVERSITY LAB			1	100%	1
UT AUSTIN UNIVERSITY HEALTH SERVICES			1	100%	1
BROAD INSTITUTE CLINICAL SEQUENCING RESEARCH PLATFORM			1	100%	1
UTMB PATHOLOGY CLINICAL SERVICES LABORATORY			1	100%	1
US LABORATORIES			1	100%	1
CAH ACQUISITION COMPANY 11 LLC			1	100%	1
BROOKSVILLE REGIONAL HOSPITAL			1	100%	1
BRANDON OUTREACH CLINIC			1	100%	1
VA GREATER LOS ANGELES HEALTH CARE SYSTEM			1	100%	1
BOSTON MEDICAL CENTER			1	100%	1
BRISTOL REGINAL MEDICAL CENTER			1	100%	1
WASHINGTON STATE DEPARTMENT OF HEALTH PUBLIC HEALTH LABORATORIES			1	100%	1
UW HOSPITAL AND CLINICS			1	100%	1
CAROLINAS HEALTHCARE SYSTEM LAB			1	100%	1
CARL R DARNALL ARMY MEDICAL CENTER			1	100%	1
CAREWELL JW - WORCESTER LNC			1	100%	1
CAROMONT HEALTH			1	100%	1
UNKNOWN - MI			1	100%	1
WELLINGTON WEST 100176			1	100%	1
URGENT CARE NEW SMYRNA BEACH			1	100%	1
URGENT CARE WEST CLINIC			1	100%	1
CALIFORNIA PUBLIC HEALTH LABORATORY			1	100%	1
APPALACHIAN REGIONAL HEALTHCARE SYSTEM		1			1
APS-SUMMIT CARE PHARMACY, LLC DBA OMNICARE		1			1
ARKANSAS DEPARTMENT OF HEALTH			1	100%	1
MID FLORIDA CLINICAL LABORATORY			1	100%	1
MIAMI BEACH URGENT CARE			1	100%	1
QUEST DIAGNOSTICS INC		1			1
MINUTE CLINIC DIAGNOSTIC OF VIRGINIA		1			1
MILFORD REGIONAL HOSPITAL			1	100%	1
MID FLORIDA COMMUNITY SERVICES			1	100%	1
MHS LAB		1			1
MEMORIAL HERMANN CONSOLIDATED LABORATORY SERVICES			1	100%	1

COVID-19: testing by laboratory

Data through Aug 21, 2020 verified as of Aug 22, 2020 at 09:25 AM

Data in this report are provisional and subject to change.

The numbers in the table below represent the number of Florida and non-Florida residents for whom test results were received by the Department of Health. A person can be tested by more than one laboratory and can have both positive and negative results. **Therefore, the sum of the numbers in each column will be larger than the total number of people tested.**

Reporting lab	Inconclusive	Negative	Positive	Percent positive	Total
MEMORIAL HEALTH UNIVERSITY MEDICAL CENTER			1	100%	1
MEDSTAR HEALTH URGENT CARE			1	100%	1
MERCY HEALTH—MUSKEGON		1			1
MERCY HEALTH LAB			1	100%	1
MERCY – NORTH IOWA			1	100%	1
MONTEFIORE NYACK HOSPITAL AFFILIATED LABORATORY		1			1
MONTANA DEPARTMENT OF PUBLIC HEALTH & HUMAN SERVICES			1	100%	1
MONROE COUNTY HEALTH DEPARTMENT			1	100%	1
PRORENATA LABS			1	100%	1
MOUNT DORA PEDIATRICS		1			1
MORTON PLANT			1	100%	1
MOLECULAR PATHOLOGY LABORATORY			1	100%	1
QUEST - HOUSTON LAB			1	100%	1
MINUTECLINIC DIAGNOSTIC OF TEXAS		1			1
MINUTECLINIC DIAGNOSTIC OF RHODE ISLAND, LLC #212		1			1
MISSOURI DEPARTMENT OF HEALTH AND SENIOR SERVICES - STATE PH LAB		1			1
MINUTECLINIC DIAGNOSTICS MEDICAL GROUP		1			1
MINUTECLINIC DIAGNOSTIC OF TEXAS, LLC #2580		1			1
MARSHFIELD LABORATORIES			1	100%	1
MARION COUNTY HEALTH DEPARTMENT			1	100%	1
REFERENCE LABORATORY			1	100%	1
MC DIAGNOSTIC OF CONNECTICUT PC #459		1			1
MARYLAND STATE DEPT OF HEALTH			1	100%	1
MARYLAND DEPARTMENT OF HEALTH AND MENTAL HYGIENE			1	100%	1
MARCO ISLAND HOSPITAL INC D/B/A			1	100%	1
RENOWN REGIONAL MEDICAL CENTER			1	100%	1
RHODE ISLAND DEPARTMENT OF HEALTH			1	100%	1
MAINSTREET FAMILY CARE			1	100%	1
MAKO MEDICAL LABORATORIES			1	100%	1
REGIONAL MEDICAL LABORATORY			1	100%	1
REMISE OCCUPATIONAL HEALTH SOLUTIONS INC			1	100%	1
MEDICAL CLINIC OF HOUSTON			1	100%	1
MEDICAL CENTER ENTERPRISE			1	100%	1
MEDICAL CENTER AT OCEAN REEF			1	100%	1
MEDSTAR HARBOR HOSPITAL			1	100%	1
MEDONE URGENT CARE			1	100%	1
MEDLABS DIAGNOSTICS		1			1
QUEST DIAGNOSTICS-WEST HILLS		1			1
MD NOW URGENT CARE CENTER INC.			1	100%	1
MD 365 MEDICAL CARE PLLC		1			1
MCH PHYSICIANS GROUP			1	100%	1
MEDICAL ARTS LABORATORY			1	100%	1
MEDCOMP SCIENCES, LLC			1	100%	1
MDS PHARMA SERVICES		1			1
PEACHEALTH LABORATORIES		1			1
Northwell Lab			1	100%	1
PEDIATRIC ASSOCIATES - JACKSONVILLE			1	100%	1

COVID-19: testing by laboratory

Data through Aug 21, 2020 verified as of Aug 22, 2020 at 09:25 AM

Data in this report are provisional and subject to change.

The numbers in the table below represent the number of Florida and non-Florida residents for whom test results were received by the Department of Health. A person can be tested by more than one laboratory and can have both positive and negative results. **Therefore, the sum of the numbers in each column will be larger than the total number of people tested.**

Reporting lab	Inconclusive	Negative	Positive	Percent positive	Total
NORTON HEALTHCARE			1	100%	1
NORTHWESTERN MEMORIAL HOSPITAL			1	100%	1
NORTHWEST FLORIDA CLINICAL LAB			1	100%	1
NORTHWELL HEALTH			1	100%	1
NORTHSIDE HOSPITAL DULUTH			1	100%	1
NORTHERN WESTCHESTER HOSPITAL LABORATORY		1			1
PERDIDO URGENT CARE			1	100%	1
PEDIATRIC HEALTHCARE ALLIANCE			1	100%	1
PENINSULA REGIONAL MED CTR LAB			1	100%	1
PENN MEDICINE PRINCETON MEDICAL CENTER		1			1
ONEIDA HEALTHCARE CENTER		1			1
PARADIGM LABORATORIES			1	100%	1
OMNICARE PHARMACY OF TEXAS 1, LP		1			1
OSWEGO HOSPITAL LABORATORY		1			1
ORMC-ARDEN/EOI			1	100%	1
ORANGE COUNTY HEALTH DEPT			1	100%	1
PARKWAY REGIONAL MEDICAL CENTER LAB			1	100%	1
PATHLINE			1	100%	1
OHIO DEPARTMENT OF HEALTH			1	100%	1
NOT GIVEN			1	100%	1
OMNICARE PHARMACY OF TEXAS 1		1			1
PARROTT MEDICAL CLINIC			1	100%	1
PATHGROUP LABS, LLC			1	100%	1
NEW YORK CITY DEPARTMENT OF HEALTH			1	100%	1
NDX-CORE LAB			1	100%	1
NAVAL BRANCH MEDICAL CLINIC			1	100%	1
PORT ST LUCIE REHABILITATION AND HEALTHCARE			1	100%	1
POUDRE VALLEY HOSPITAL			1	100%	1
PRACTICE MANAGEMENT OF AMERICA, INC.			1	100%	1
NATIONWIDE LABORATORY SERVICES		1			1
PROGENESIS INC			1	100%	1
MPG JACKSONVILLE ATLANTIC BLVD		1			1
PROPATH			1	100%	1
MUNSON MEDICAL CENTER			1	100%	1
PRISMA HEALTH TUOMEY LABORATORY			1	100%	1
Mt Sinai Aventura			1	100%	1
NORTH CAROLINA STATE LABORATORY OF PUBLIC HEALTH, SPECTRUM LAB NETWORK			1	100%	1
NORTH BROWARD MEDICAL CENTER			1	100%	1
NORDX			1	100%	1
NORTH SHORE HEMATOLOGY-ONCOLOGY ASSOCIATES, PC		1			1
NORTH RIVER FAMILY HEALTH CENTER			1	100%	1
PHELPS HOSPITAL LABORATORY		1			1
NEW YORK STATE ELR - ST BARNABAS HOSPITAL		1			1
NEW YORK STATE ELR - MERCY MEDICAL CENTER		1			1
POINT OF CARE			1	100%	1
PORT SAINT JOHN FAMILY PRACTICE			1	100%	1
PINNACLE DIALYSIS		1			1

COVID-19: testing by laboratory

Data through Aug 21, 2020 verified as of Aug 22, 2020 at 09:25 AM

Data in this report are provisional and subject to change.

The numbers in the table below represent the number of Florida and non-Florida residents for whom test results were received by the Department of Health. A person can be tested by more than one laboratory and can have both positive and negative results. **Therefore, the sum of the numbers in each column will be larger than the total number of people tested.**

Reporting lab	Inconclusive	Negative	Positive	Percent positive	Total
PLANT CITY PEDIATRICS		1			1
NEW YORK STATE ELR - MONTEFIORE MEDICAL CENTER LABORATORIES - WEILER			1	100%	1
RIVERSIDE METHODIST HOSPITAL LAB			1	100%	1
ST JOSEPH WOMENS HOSPITAL			1	100%	1
HEALTH ALLIANCE			1	100%	1
HAWAII DEPARTMENT OF HEALTH LAB			1	100%	1
HIGHLANDS CLINICAL LABORATORY			1	100%	1
ST FRANCIS			1	100%	1
HEALTH NETWORK LABORATORIES		1			1
HARTFORD HOSPITAL ANCILLARY LAB		1			1
HARDIN MEMORIAL HOSPITAL - HEARTLAND PATHOLOGY CONSULTANTS			1	100%	1
HANCOCK REGIONAL HOSPITAL		1			1
GSM OCED Subsection			1	100%	1
HARMONY CLINIC			1	100%	1
HARLEM HOSPITAL CENTER		1			1
ST LUKES HOSPITAL			1	100%	1
SPECTOR SCIENTIFIC LAB			1	100%	1
SPECTRUM LABORATORY			1	100%	1
INDIAN RIVER CLINICAL LABORATORY, INC.		1			1
INTERMOUNTAIN MEDICAL CENTER			1	100%	1
INSPIRIT SENIOR LIVING			1	100%	1
INNOVATIVE HEALTH DIAGNOSTIC OF CALIFORNIA			1	100%	1
SPRING HILL REGIONAL HOSPITAL			1	100%	1
HOUSTON HEALTH DEPARTMENT - BUREAU OF LABORATORY SERVICES			1	100%	1
HORIZON MEDICAL CENTER			1	100%	1
HOLY NAME MEDICAL CENTER		1			1
SPRINGS MEDICAL LAB			1	100%	1
ILLINOIS DEPT OF PUBLIC HEALTH LABS			1	100%	1
HYDE PARK MEDICAL CENTER		1			1
State Lab Unspecifd			1	100%	1
FLORIDA HOSPITAL LAB			1	100%	1
FLORIDA HOSPITAL APOPKA			1	100%	1
ST.ELIZABETH HEALTH CENTER	1				1
GALVESTON COUNTY HEALTH DISTRICT			1	100%	1
STANLY REGIONAL MEDICAL CENTER			1	100%	1
STEWART ST ELIZABETH MEDICAL CENTER			1	100%	1
FLORIDA DEPARTMENT OF HEALTH PALM BEACH COUNTY			1	100%	1
FLORIDA DEPARTMENT OF HEALTH IN MIAMI DADE COUNTY			1	100%	1
SUNRISE DIAGNOSTIC LABORATORY			1	100%	1
FLORIDA HOSPITAL ALTAMONTE			1	100%	1
SUMMIT LABORATORY			1	100%	1
FLORIDA GULF COAST UNIVERSITY			1	100%	1
GEORGETOWN URGENT CARE			1	100%	1
GEORGE SAFRAN MD PC		1			1
GENOVA DIAGNOSTICS LABORATORY			1	100%	1
GRAND VIEW HOSPITAL			1	100%	1
GIFFORD MEMORIAL HOSPITAL		1			1

COVID-19: testing by laboratory

Data through Aug 21, 2020 verified as of Aug 22, 2020 at 09:25 AM

Data in this report are provisional and subject to change.

The numbers in the table below represent the number of Florida and non-Florida residents for whom test results were received by the Department of Health. A person can be tested by more than one laboratory and can have both positive and negative results. **Therefore, the sum of the numbers in each column will be larger than the total number of people tested.**

Reporting lab	Inconclusive	Negative	Positive	Percent positive	Total
PALM SPRINGS GENERAL HOSPITAL			1	100%	1
GENETRAIT LABORATORIES			1	100%	1
ST. MARY MEDICAL CENTER		1			1
GAMMA HEALTHCARE, INC		1			1
ST. VINCENT HOSPITAL			1	100%	1
GENETIC ASSAYS INC			1	100%	1
ST. LUCIE COUNTY HEALTH DEPARTMENT		1			1
ST. LUKE'S HOSPITAL - BETHLEHEM CAMPUS		1			1
LAHEY CLINIC MEDICAL CENTER			1	100%	1
LABCORP-PORT ST.LUCIE		1			1
LABCORP-CRYSTAL RIVER			1	100%	1
SANFORD SOUTH UNIVERSITY		1			1
LAKEWOOD RANCH ER 24/7			1	100%	1
LAKEVIEW REGIONAL HOSPITAL			1	100%	1
SARNO EXTENDED HOURS			1	100%	1
SEA LEVEL LABS			1	100%	1
LABCORP LAFAYETTE		1			1
LabCorp L#09258090 M#09258105			1	100%	1
LABCORP SOUTH CHARLESTON			1	100%	1
SCIENCE CARE			1	100%	1
SCRIPPS CLINIC MEDICAL			1	100%	1
MAGNOLIA ADULT, LLC			1	100%	1
LUCID DIAGNOSTICS LABS			1	100%	1
LOYOLA UNIVERSITY MEDICAL CENTER LABORATORY			1	100%	1
MAGNOLIA PEDIATRICS			1	100%	1
RIVIERA BEACH HEALTH CENTER LAB			1	100%	1
ROBERT WOOD JOHNSON HOSPITAL			1	100%	1
Lourdes Hospital			1	100%	1
LEESBURG FAMILY MEDICINE		1			1
LATE HOURS URGENT CARE			1	100%	1
LARGO MEDICAL CENTER INDIAN ROCKS			1	100%	1
LIBERTY HEALTH CENTER			1	100%	1
SACRED HEART MEDICAL GROUP			1	100%	1
LEGACY ER & URGENT CARE - FRISCO WEST			1	100%	1
SONIC REFERENCE LABORATORY			1	100%	1
KENTUCKY CABINET FOR HEALTH AND FAMILY SERVICES			1	100%	1
KANSAS DEPARTMENT OF HEALTH			1	100%	1
SMITH NORTHVIEW HOSPITAL LAB			1	100%	1
KETTERING MEDICAL CENTER			1	100%	1
SOFTLAB			1	100%	1
KANA MEDICAL			1	100%	1
ISLAND COAST PEDIATRICS		1			1
SOUTHWEST FLORIDA DIVISION LAB			1	100%	1
SOUTHWEST REGIONAL PCR LABORATORY			1	100%	1
SOUTH LAKE FAMILY HEALTH CENTER			1	100%	1
JOHN D. ARCHBOLD MEMORIAL HOSPITAL			1	100%	1
JEFFERSON COUNTY HEALTH DEPARTMENT-MONTICELLO		1			1

COVID-19: testing by laboratory

Data through Aug 21, 2020 verified as of Aug 22, 2020 at 09:25 AM

Data in this report are provisional and subject to change.

The numbers in the table below represent the number of Florida and non-Florida residents for whom test results were received by the Department of Health. A person can be tested by more than one laboratory and can have both positive and negative results. **Therefore, the sum of the numbers in each column will be larger than the total number of people tested.**

Reporting lab	Inconclusive	Negative	Positive	Percent positive	Total
SHANDS AT LAKE SHORE LAB			1	100%	1
LABCORP - PALM BEACH GARDENS			1	100%	1
LABCORP - ORLANDO		1			1
LABCORP KANSAS CITY			1	100%	1
LABCORP HOUSTON			1	100%	1
SENTARA NORFOLK GENERAL HOSPITAL CENTRAL LAB			1	100%	1
SHARON REGIONAL MEDICAL CENTER			1	100%	1
SKY RIDGE MEDICAL CENTER - MICRO			1	100%	1
LABCORP - DAYTONA BEACH			1	100%	1
SMITH KLINE			1	100%	1
LABCORP - LADY LAKE			1	100%	1
LABCORP - JACKSONVILLE			1	100%	1
LABCORP - HOLLYWOOD			1	100%	1
Total	33,269	5,171,972	765,446	13%	5,970,687