

COVID-19: summary of persons monitored, persons tested, and cases

Data through Aug 18, 2020 verified as of Aug 19, 2020 at 09:25 AM

Data in this report are provisional and subject to change.

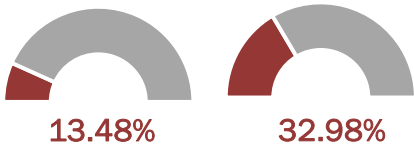
Monitored persons: people the Florida Department of Health was notified of for possible monitoring because they are a contact of a case, traveled from China, or were identified by the Centers for Disease Control and Prevention (CDC) as a part of a airline/ship contact investigation

Total reports	182,544
Total persons of high, medium, or unknown risk	178,881
High/medium/unknown risk still being monitored	12,682

Persons tested: includes PCR and antigen test results received by the Department of Health from the state public health laboratory (BPHL), as well as commercial and hospital laboratories

	Florida residents	Non-Florida residents
Total tested	4,294,217	18,687
Positive	577,891	6,156
Negative	3,709,682	12,510
Inconclusive	6,644	21
Awaiting testing	3,817	33

Percent positivity
(based on positive and negative results)



Cases: people with positive PCR or antigen test result

Total cases	584,047
Florida residents	577,891
Non-Florida residents	6,156

Type of testing	
Florida residents	577,891
Positive by BPHL/CDC	20,492
Positive by commercial/hospital lab	557,399
PCR positive	572,079
Antigen positive	5,812
Non-Florida residents	6,156
Positive by BPHL/CDC	214
Positive by commercial/hospital lab	5,942
PCR positive	5,918
Antigen positive	238

Characteristics	
Florida residents hospitalized	35,200
Florida resident deaths	9,932
Non-Florida resident deaths	135

Hospitalized counts include anyone who was hospitalized at some point during their illness. It does not reflect the number of people currently hospitalized.

More information on deaths identified through death certificate data is available on the National Center for Health Statistics website at www.cdc.gov/nchs/nvss/vsrr/COVID19/index.htm.

Risk factors for Florida residents	
Traveled	4,366
Contact with a known case	183,933
Traveled and contact with a known case	4,551
Neither	385,041
No travel and no contact	66,478
Travel is unknown	243,039
Contact is unknown	129,316
Contact is pending	174,055

Travel can be unknown and contact can be unknown or pending for the same case, these numbers will sum to more than the "neither" total.

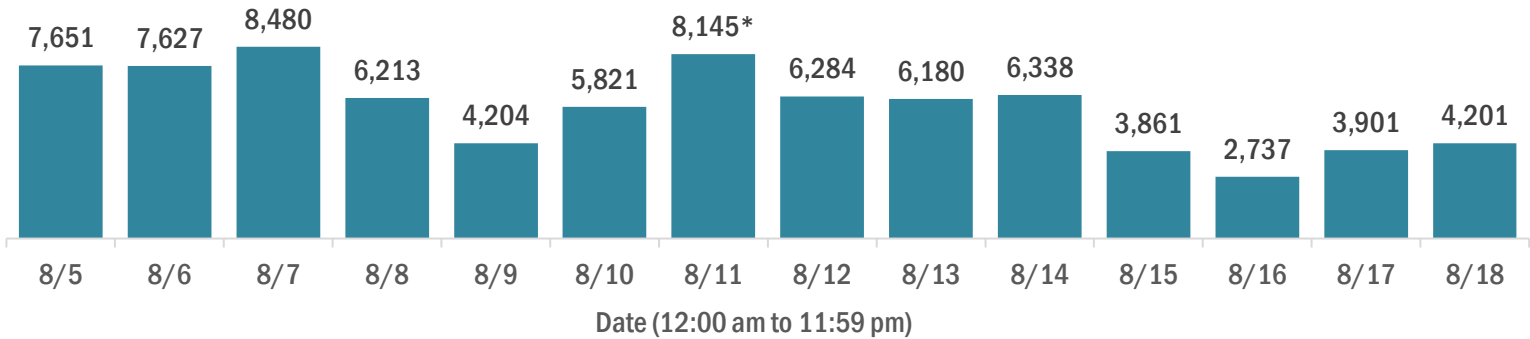
COVID-19: cases and laboratory testing over time

Data through Aug 18, 2020 verified as of Aug 19, 2020 at 09:25 AM

Data in this report are provisional and subject to change.

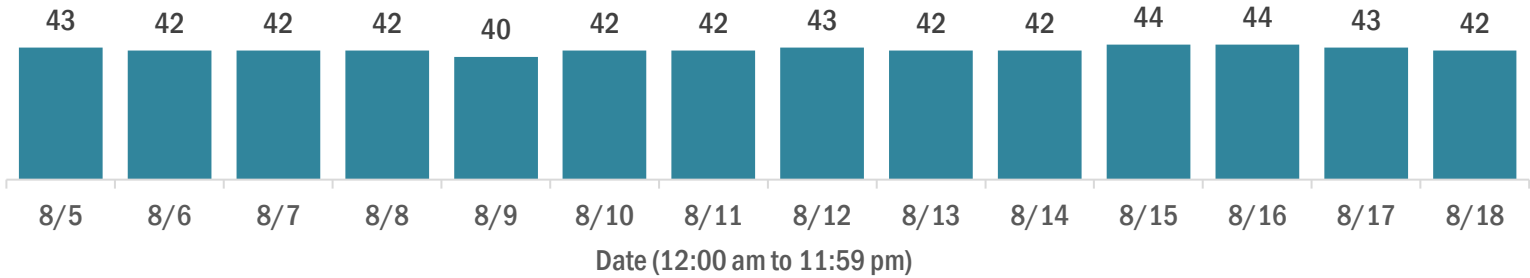
Cases in Florida residents per day for the past 2 weeks

Number of cases per day



* Includes a one-time historical data submission from a laboratory newly enrolled in the Department's electronic laboratory reporting (ELR) process. The number of new cases on 8/11 excluding the historical data submission was 5,218.

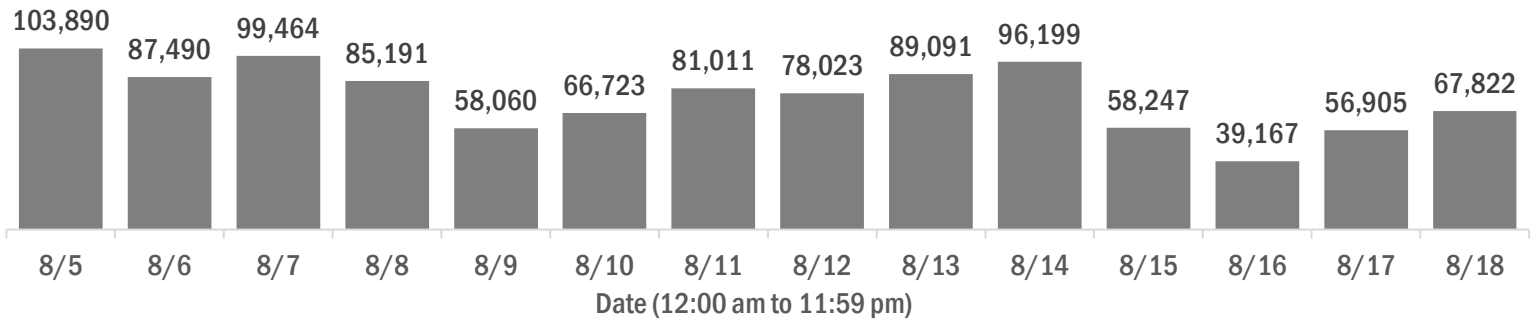
Median age of cases by day



Laboratory testing for Florida residents over the past 2 weeks

Number of Florida residents tested per day

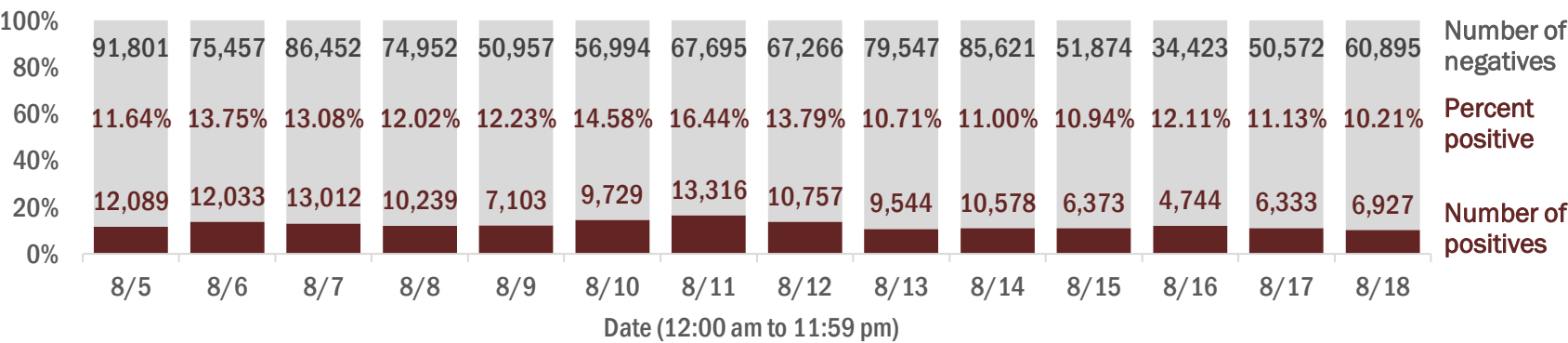
These counts include the number of people for whom the Department received PCR or antigen laboratory results by day. People tested on multiple days will be included for each day a new result was received. A person is only counted once for each day they are tested, regardless of whether multiple specimens are tested or multiple results are received.



Number and percent of Florida residents with positive test results

The percent of positive results ranged from 10.21% to 16.44% over the past 2 weeks and was 10.21% yesterday.

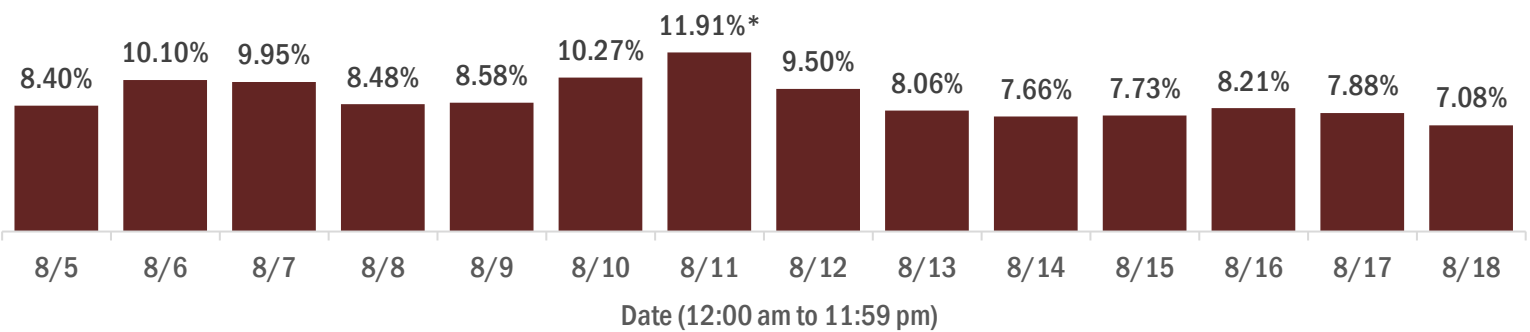
These counts include the number of people for whom the Department received PCR or antigen laboratory results by day. People tested on multiple days will be included for each day a new result was received. A person is only counted once for each day they are tested, regardless of whether multiple specimens are tested or multiple results are received. If a person has a positive specimen and a negative specimen in the same day, only the positive result is counted.



Percent positivity for new cases in Florida residents

The percent of positive results ranged from 7.08% to 11.91% over the past 2 weeks and was 7.08% yesterday.

This percent is the number of people who test PCR- or antigen-positive for the first time divided by all the people tested that day, excluding people who have previously tested positive.



* Includes a one-time historical data submission from a laboratory newly enrolled in the Department's electronic laboratory reporting (ELR) process. The percent positivity on 8/11 excluding the historical data submission was 9.35%.

COVID-19: characteristics of 577,891 Florida resident cases

Data through Aug 18, 2020 verified as of Aug 19, 2020 at 09:25 AM

Data in this report are provisional and subject to change.

Age group	Cases		Hospitalizations		Deaths	
0-4 years	9,794	2%	223	1%	0	0%
5-14 years	23,412	4%	197	1%	3	0%
15-24 years	86,337	15%	895	3%	24	0%
25-34 years	109,966	19%	2,070	6%	65	1%
35-44 years	95,242	16%	3,106	9%	199	2%
45-54 years	92,790	16%	4,548	13%	419	4%
55-64 years	75,337	13%	6,277	18%	1,060	11%
65-74 years	43,593	8%	6,835	19%	2,071	21%
75-84 years	24,992	4%	6,359	18%	2,884	29%
85+ years	14,616	3%	4,686	13%	3,207	32%
Unknown	1,812	0%	4	0%	0	0%
Total	577,891		35,200		9,932	

Gender	Cases	
Female	294,449	51%
Male	279,122	48%
Unknown	4,320	1%
Total	577,891	

Ethnicity	Cases		Hospitalizations		Deaths	
Hispanic	160,968	28%	10,771	31%	2,445	25%
Non-Hispanic	210,878	36%	22,059	63%	6,463	65%
Unknown	206,045	36%	2,370	7%	1,024	10%
Total	577,891		35,200		9,932	

Race and ethnicity	Cases		Hospitalizations		Deaths	
White	237,421	41%	21,027	60%	6,605	67%
Hispanic	105,732	18%	7,637	22%	1,888	19%
Non-Hispanic	111,793	19%	12,554	36%	4,293	43%
Unknown	19,896	3%	836	2%	424	4%
Black	88,877	15%	8,563	24%	1,969	20%
Hispanic	4,106	1%	366	1%	63	1%
Non-Hispanic	75,197	13%	7,911	22%	1,812	18%
Unknown	9,574	2%	286	1%	94	1%
Other race	70,866	12%	4,193	12%	835	8%
Hispanic	35,903	6%	2,457	7%	411	4%
Non-Hispanic	20,412	4%	1,471	4%	322	3%
Unknown	14,551	3%	265	1%	102	1%
Unknown race	180,727	31%	1,417	4%	523	5%
Hispanic	15,227	3%	311	1%	83	1%
Non-Hispanic	3,476	1%	123	0%	36	0%
Unknown	162,024	28%	983	3%	404	4%
Total	577,891		35,200		9,932	

Hospitalization counts include anyone who was hospitalized at some point during their illness. It does not reflect the number of people currently hospitalized. **Other race** includes any person with a race of American Indian/Alaskan native, Asian, native Hawaiian/Pacific Islander, or other.

COVID-19: deaths in Florida residents and staff of long-term care facilities

Data through Aug 18, 2020 verified as of Aug 19, 2020 at 09:25 AM

Data in this report are provisional and subject to change.

For current cases in residents or staff of long-term care facilities, please visit: <https://floridahealthcovid19.gov/>

County	Deaths	
Dade	665	16%
Palm Beach	423	10%
Pinellas	401	10%
Broward	313	7%
Hillsborough	245	6%
Lee	210	5%
Polk	209	5%
Manatee	117	3%
Brevard	112	3%
Sarasota	109	3%
Seminole	107	3%
St. Lucie	100	2%
Duval	99	2%
Volusia	93	2%
Escambia	83	2%
Orange	76	2%
Pasco	76	2%
Collier	74	2%
Martin	62	1%
Charlotte	55	1%
Jackson	46	1%
Clay	43	1%

County	Deaths	
Marion	43	1%
Osceola	38	1%
Indian River	34	1%
Suwannee	34	1%
Lake	33	1%
Okaloosa	33	1%
Hernando	29	1%
St. Johns	22	1%
Hendry	19	0%
Citrus	14	0%
Alachua	13	0%
Bay	13	0%
Sumter	12	0%
Walton	12	0%
Washington	12	0%
Putnam	11	0%
Columbia	10	0%
Leon	10	0%
Santa Rosa	9	0%
Gadsden	8	0%
Highlands	7	0%
Madison	7	0%

County	Deaths	
Calhoun	6	0%
Gilchrist	6	0%
Jefferson	4	0%
Okeechobee	4	0%
Baker	3	0%
Nassau	3	0%
Bradford	2	0%
Hardee	2	0%
Holmes	2	0%
Desoto	1	0%
Flagler	1	0%
Lafayette	1	0%
Levy	1	0%
Monroe	1	0%
Taylor	1	0%
Total	4,179	

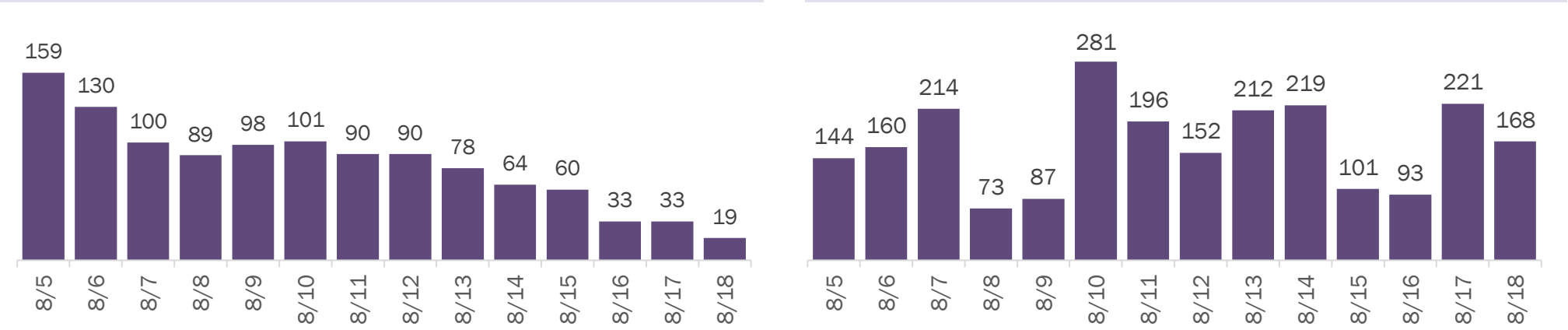
Note: cases are summarized by the county of usual residence. Residents and staff may be cases associated with facilities that are not in their county of usual residence, resulting in cases being included below for counties that do not have facilities with known cases.

COVID-19: cases in Florida residents who have died

Data through Aug 18, 2020 verified as of Aug 19, 2020 at 09:25 AM

Data in this report are provisional and subject to change.

Demographics for all identified COVID-19 deaths: 9,932				
Deaths by date of death		Deaths by date reported to the Department		



Median age: 79 years				
Age group	Deaths	Cases	Case fatality rate	Mortality rate per 100,000 population
0-4 years	0	9,794	0.0%	0.0
5-14 years	3	23,412	0.0%	0.1
15-24 years	24	86,337	0.0%	1.0
25-34 years	65	109,966	0.1%	2.3
35-44 years	199	95,242	0.2%	7.6
45-54 years	419	92,790	0.5%	15.0
55-64 years	1,060	75,337	1.4%	36.6
65-74 years	2,071	43,593	4.8%	85.3
75-84 years	2,884	24,992	11.5%	205.4
85+ years	3,207	14,616	21.9%	555.3
Unknown	0	1,812	0.0%	
Total	9,932	577,891	1.7%	46.0

Race	Deaths	Cases	Case fatality rate	Mortality rate per 100,000 population
Other	835	70,866	1.2%	67.1
White	6,605	237,421	2.8%	39.6
Black	1,969	88,877	2.2%	53.8
Unknown	523	180,727	0.3%	
Total	9,932	577,891	1.7%	46.0

Gender	Deaths	Cases	Case fatality rate	Mortality rate per 100,000 population
Female	4,429	294,449	1.5%	40.1
Male	5,487	279,122	2.0%	52.0
Unknown	16	4,320	0.4%	
Total	9,932	577,891	1.7%	46.0

Ethnicity	Deaths	Cases	Case fatality rate	Mortality rate per 100,000 population
Hispanic	2,445	160,968	1.5%	43.1
Non-Hispanic	6,463	210,878	3.1%	40.6
Unknown	1,024	206,045	0.5%	
Total	9,932	577,891	1.7%	46.0

Age group distribution for deaths reported since previous report, previous 2 weeks, and cumulatively					
176 deaths reported since previous report		2,321 deaths reported from Aug 5 - Aug 18		9,932 deaths reported cumulatively	
0-4 years	0	0-4 years	0	0-4 years	0
5-14 years	0	5-14 years	0	5-14 years	3
15-24 years	1	15-24 years	5	15-24 years	24
25-34 years	0	25-34 years	12	25-34 years	65
35-44 years	4	35-44 years	34	35-44 years	199
45-54 years	7	45-54 years	88	45-54 years	419
55-64 years	22	55-64 years	274	55-64 years	1,060
65-74 years	43	65-74 years	516	65-74 years	2,071
75-84 years	47	75-84 years	703	75-84 years	2,884
85+ years	52	85+ years	689	85+ years	3,207
Unknown	0	Unknown	0	Unknown	0

COVID-19: cases in Florida residents who have died

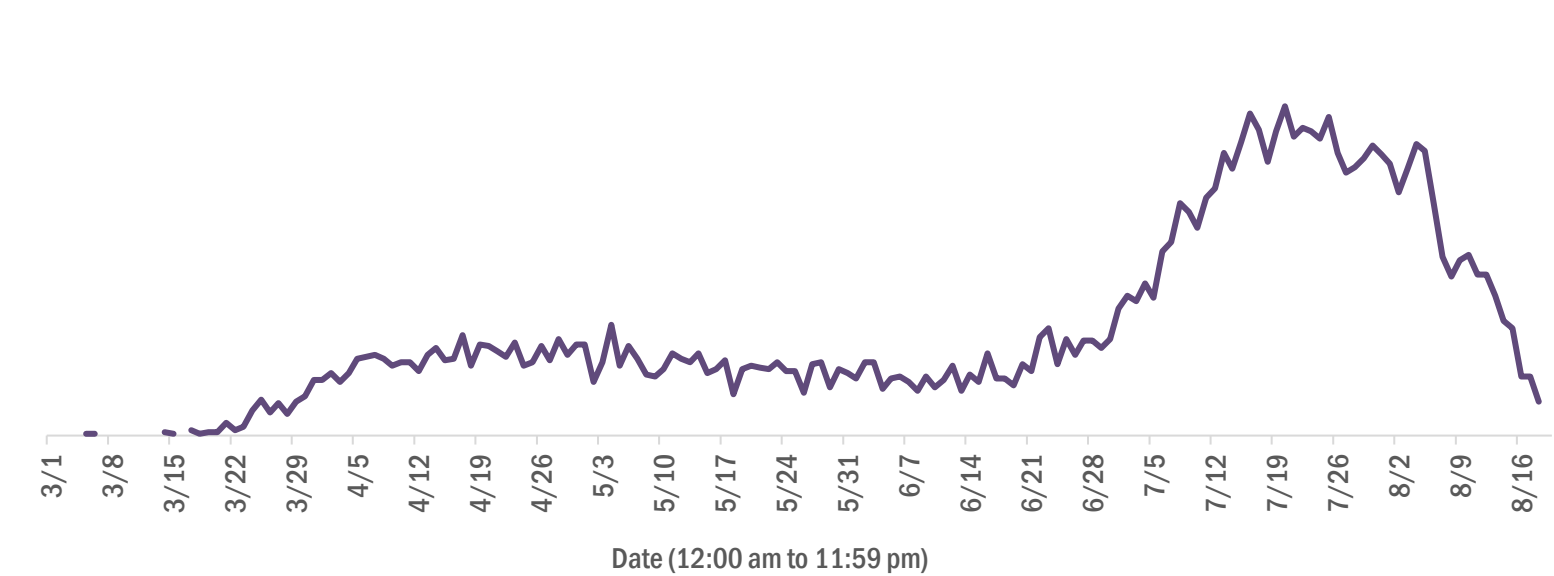
Data through Aug 18, 2020 verified as of Aug 19, 2020 at 09:25 AM

Data in this report are provisional and subject to change.

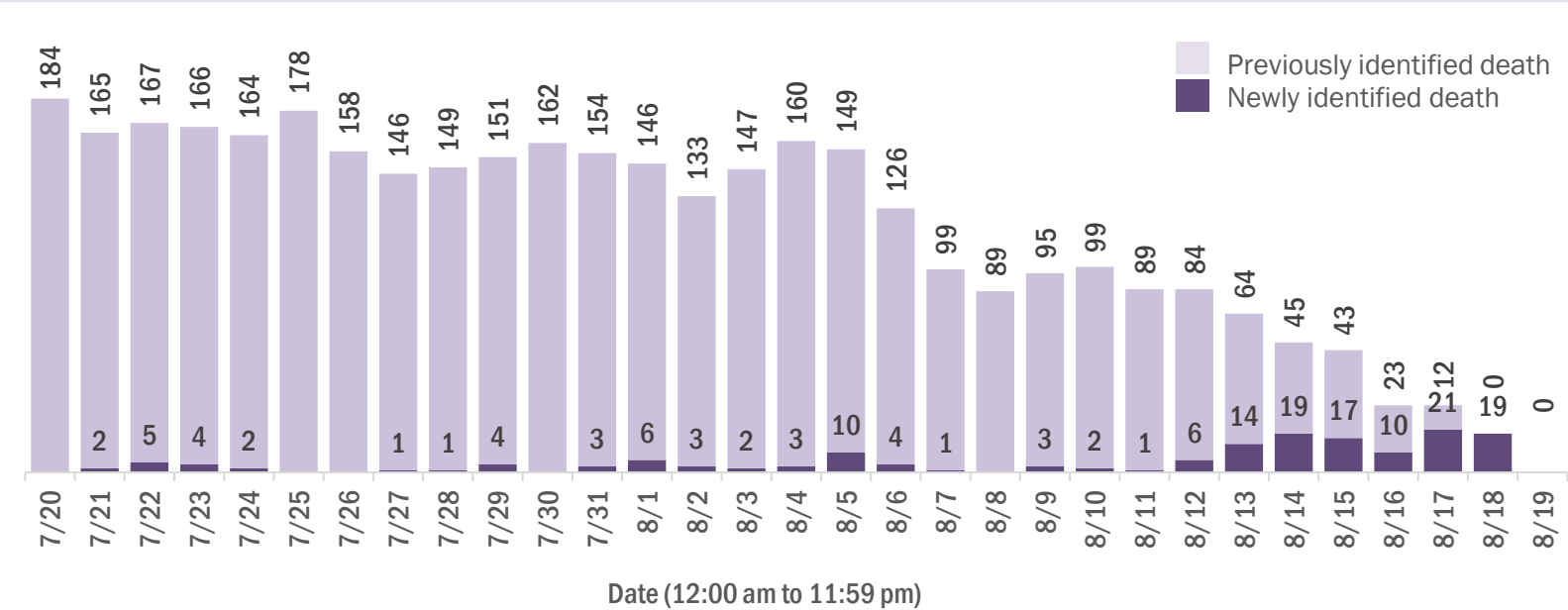
Deaths in Florida residents by date of death

9,932 deaths reported cumulatively, 176 deaths reported since previous report

March to present



Past 30 days



COVID-19: characteristics of 584,047 cases

Data through Aug 18, 2020 verified as of Aug 19, 2020 at 09:25 AM

Data in this report are provisional and subject to change.

Tables below include cases in Florida residents and non-Florida residents.

All 67 Florida counties have cases:

County	FL resident cases		Non-FL resident cases	Total cases	FL resident deaths	FL death rate
Dade	147,131	<div></div> 25%	962	148,093	2,166	1.5%
Broward	66,987	<div></div> 12%	547	67,534	1,049	1.6%
Palm Beach	39,311	<div></div> 7%	351	39,662	1,022	2.6%
Hillsborough	34,708	<div></div> 6%	143	34,851	508	1.5%
Orange	33,531	<div></div> 6%	415	33,946	356	1.1%
Duval	24,704	<div></div> 4%	262	24,966	232	0.9%
Pinellas	18,852	<div></div> 3%	142	18,994	582	3.1%
Lee	17,297	<div></div> 3%	299	17,596	384	2.2%
Polk	15,669	<div></div> 3%	54	15,723	389	2.5%
Collier	10,873	<div></div> 2%	143	11,016	160	1.5%
Escambia	9,559	<div></div> 2%	940	10,499	164	1.7%
Osceola	10,395	<div></div> 2%	85	10,480	122	1.2%
Manatee	9,816	<div></div> 2%	108	9,924	247	2.5%
Volusia	8,547	<div></div> 1%	61	8,608	171	2.0%
Marion	7,600	<div></div> 1%	14	7,614	121	1.6%
Seminole	7,540	<div></div> 1%	28	7,568	153	2.0%
Pasco	7,514	<div></div> 1%	46	7,560	155	2.1%
Sarasota	6,760	<div></div> 1%	54	6,814	179	2.6%
Brevard	6,646	<div></div> 1%	21	6,667	189	2.8%
St. Lucie	6,358	<div></div> 1%	22	6,380	208	3.3%
Lake	5,722	<div></div> 1%	34	5,756	91	1.6%
Leon	5,440	<div></div> 1%	121	5,561	27	0.5%
Bay	4,860	<div></div> 1%	78	4,938	67	1.4%
Alachua	4,700	<div></div> 1%	59	4,759	31	0.7%
Santa Rosa	4,263	<div></div> 1%	40	4,303	50	1.2%
St. Johns	3,983	<div></div> 1%	50	4,033	50	1.3%
Martin	3,967	<div></div> 1%	30	3,997	104	2.6%
Okaloosa	3,775	<div></div> 1%	28	3,803	64	1.7%
Clay	3,526	<div></div> 1%	12	3,538	70	2.0%
Columbia	3,084	<div></div> 1%	11	3,095	29	0.9%
Indian River	2,664	<div></div> 0%	15	2,679	67	2.5%
Charlotte	2,409	<div></div> 0%	6	2,415	106	4.4%
Hernando	2,301	<div></div> 0%	16	2,317	67	2.9%
Suwannee	2,277	<div></div> 0%	17	2,294	50	2.2%
Jackson	2,143	<div></div> 0%	16	2,159	53	2.5%

County	FL resident cases		Non-FL resident cases	Total cases	FL resident deaths	FL death rate
Gadsden	2,060	0%	8	2,068	29	1.4%
Hendry	1,889	0%	2	1,891	39	2.1%
Citrus	1,829	0%	5	1,834	45	2.5%
Monroe	1,636	0%	30	1,666	13	0.8%
Highlands	1,654	0%	6	1,660	47	2.8%
Putnam	1,638	0%	2	1,640	33	2.0%
Sumter	1,603	0%	8	1,611	46	2.9%
Walton	1,400	0%	126	1,526	18	1.3%
Desoto	1,423	0%	3	1,426	21	1.5%
Nassau	1,283	0%	89	1,372	13	1.0%
Flagler	1,168	0%	13	1,181	14	1.2%
Okeechobee	1,165	0%	4	1,169	12	1.0%
Lafayette	1,122	0%	0	1,122	4	0.4%
Taylor	1,111	0%	3	1,114	5	0.5%
Baker	1,088	0%	0	1,088	4	0.4%
Hardee	1,016	0%	7	1,023	8	0.8%
Washington	947	0%	10	957	14	1.5%
Levy	799	0%	4	803	5	0.6%
Wakulla	790	0%	6	796	5	0.6%
Unknown	236	0%	550	786	0	0.0%
Madison	764	0%	14	778	12	1.6%
Gulf	755	0%	10	765	6	0.8%
Hamilton	637	0%	5	642	4	0.6%
Dixie	620	0%	1	621	4	0.6%
Bradford	589	0%	0	589	4	0.7%
Holmes	547	0%	10	557	4	0.7%
Calhoun	511	0%	0	511	8	1.6%
Union	501	0%	0	501	5	1.0%
Franklin	476	0%	4	480	3	0.6%
Jefferson	467	0%	6	473	5	1.1%
Glades	425	0%	0	425	3	0.7%
Gilchrist	420	0%	0	420	9	2.1%
Liberty	410	0%	0	410	7	1.7%
Total	577,891		6,156	584,047	9,932	1.7%

COVID-19: characteristics of 577,891 Florida resident cases

Data through Aug 18, 2020 verified as of Aug 19, 2020 at 09:25 AM

Data in this report are provisional and subject to change.

The table below includes the cities and counties of residence for cases in Florida residents based on the patient's ZIP Code.

Note that city is not always received as part of the initial notification and may be missing while the case is being investigated.

City and county	Cases
Miami, Dade	87,732
Orlando, Orange	25,441
Jacksonville, Duval	23,059
Hialeah, Dade	21,162
Tampa, Hillsborough	20,922
Fort Lauderdale, Broward	14,876
Hollywood, Broward	12,861
Homestead, Dade	9,963
West Palm Beach, Palm Beach	9,829
Kissimmee, Osceola	8,382
Naples, Collier	7,953
Pompano Beach, Broward	7,857
Saint Petersburg, Pinellas	7,754
Pensacola, Escambia	7,663
Fort Myers, Lee	7,118
Bradenton, Manatee	6,731
Ocala, Marion	6,027
Lake Worth, Palm Beach	5,469
Boca Raton, Palm Beach	5,405
Tallahassee, Leon	5,298
Lakeland, Polk	4,953
Sarasota, Sarasota	4,913
Miramar, Broward	4,289
Cape Coral, Lee	4,032
Gainesville, Alachua	3,797
Clearwater, Pinellas	3,728
Port Saint Lucie, St. Lucie	3,728
Miami Gardens, Dade	3,713
Boynton Beach, Palm Beach	3,544
Lehigh Acres, Lee	3,508
Miami Beach, Dade	3,496
Panama City, Bay	3,167
Winter Haven, Polk	3,068
Coral Springs, Broward	2,984
Lake City, Columbia	2,935
Delray Beach, Palm Beach	2,681
Sunrise, Broward	2,432
Davie, Broward	2,413
Milton, Santa Rosa	2,363
Fort Pierce, St. Lucie	2,328
Opa Locka, Dade	2,320
Brandon, Hillsborough	2,278
Doral, Dade	2,211
Riverview, Hillsborough	2,208
Plant City, Hillsborough	2,195
Immokalee, Collier	2,192
Apopka, Orange	2,154
Missing, Broward	2,152
Saint Augustine, St. Johns	2,139
Largo, Pinellas	1,987
Melbourne, Brevard	1,961
North Miami Beach, Dade	1,953
Live Oak, Suwannee	1,951
Stuart, Martin	1,913
Daytona Beach, Volusia	1,896
Vero Beach, Indian River	1,879
Plantation, Broward	1,863
Tamarac, Broward	1,857
Deerfield Beach, Broward	1,856

COVID-19: characteristics of 577,891 Florida resident cases

Data through Aug 18, 2020 verified as of Aug 19, 2020 at 09:25 AM

Data in this report are provisional and subject to change.

The table below includes the cities and counties of residence for cases in Florida residents based on the patient's ZIP Code.

Note that city is not always received as part of the initial notification and may be missing while the case is being investigated.

City and county	Cases
Sanford, Seminole	1,848
Jupiter, Palm Beach	1,785
Saint Cloud, Osceola	1,715
New Port Richey, Pasco	1,694
Miami Lakes, Dade	1,668
Orange Park, Clay	1,661
Deltona, Volusia	1,611
Margate, Broward	1,519
Weston, Broward	1,486
Clermont, Lake	1,482
Lake Worth Beach, Palm Beach	1,473
Coral Gables, Dade	1,463
Palmetto, Manatee	1,454
Palm Bay, Brevard	1,399
Fort Walton Beach, Okaloosa	1,355
Deland, Volusia	1,353
North Lauderdale, Broward	1,337
Coconut Creek, Broward	1,315
Hallandale, Broward	1,281
Palm Beach Gardens, Palm Beach	1,274
Winter Garden, Orange	1,268
Haines City, Polk	1,258
Altamonte Springs, Seminole	1,256
Arcadia, Desoto	1,251
Spring Hill, Hernando	1,244
Davenport, Polk	1,238
Winter Park, Orange	1,211
Missing, Dade	1,208
Port Charlotte, Charlotte	1,205
Ocoee, Orange	1,178
Oviedo, Seminole	1,157
Cutler Ridge, Dade	1,133
Bonita Springs, Lee	1,132
Okeechobee, Okeechobee	1,100
Mayo, Lafayette	1,100
Royal Palm Beach, Palm Beach	1,099
North Miami, Dade	1,086
Quincy, Gadsden	1,068
Wellington, Palm Beach	1,060
Land O Lakes, Pasco	1,054
Palm Harbor, Pinellas	1,052
Oakland Park, Broward	1,042
Wesley Chapel, Pasco	1,041
Perry, Taylor	1,023
Ruskin, Hillsborough	991
Clewiston, Hendry	989
Pinellas Park, Pinellas	984
Valrico, Hillsborough	946
Punta Gorda, Charlotte	939
Indiantown, Martin	935
Lutz, Hillsborough	933
Pembroke Pines, Broward	914
Longwood, Seminole	908
Belle Glade, Palm Beach	889
Century, Escambia	884
Seminole, Pinellas	881
Palm Coast, Flagler	876
Leesburg, Lake	874
Missing, Palm Beach	861

COVID-19: characteristics of 577,891 Florida resident cases

Data through Aug 18, 2020 verified as of Aug 19, 2020 at 09:25 AM

Data in this report are provisional and subject to change.

The table below includes the cities and counties of residence for cases in Florida residents based on the patient's ZIP Code.

Note that city is not always received as part of the initial notification and may be missing while the case is being investigated.

City and county	Cases
Florida City, Dade	841
Wimauma, Hillsborough	824
North Port, Sarasota	812
Palatka, Putnam	796
Brooksville, Hernando	781
Casselberry, Seminole	778
Ormond Beach, Volusia	775
Bartow, Polk	765
Middleburg, Clay	764
Crestview, Okaloosa	764
Key West, Monroe	759
Windermere, Orange	757
Lynn Haven, Bay	750
Chipley, Washington	740
Cocoa, Brevard	733
Cantonment, Escambia	731
Graceville, Jackson	730
Jacksonville Beach, Duval	727
Kissimmee, Polk	726
Sebring, Highlands	718
Carol City, Dade	715
Auburndale, Polk	703
Crawfordville, Wakulla	665
Lake Mary, Seminole	663
Dade City, Pasco	659
Tavares, Lake	657
North Fort Myers, Lee	649
Zephyrhills, Pasco	647
Aventura, Dade	642
Hudson, Pasco	636
Gulf Breeze, Santa Rosa	627
Sanderson, Baker	623
Panama City Beach, Bay	619
Port Richey, Pasco	615
Crossings, Dade	613
Port Orange, Volusia	610
Labelle, Hendry	607
Lake Wales, Polk	604
Loxahatchee, Palm Beach	597
Tarpon Springs, Pinellas	578
Venice, Sarasota	573
Riviera Beach, Palm Beach	556
Winter Springs, Seminole	556
Mulberry, Polk	555
Marianna, Jackson	553
Seffner, Hillsborough	548
Cooper City, Broward	536
Maitland, Orange	533
Sarasota, Manatee	528
Saint Johns, St. Johns	518
Orange City, Volusia	518
Navarre, Santa Rosa	517
Destin, Okaloosa	517
Avon Park, Highlands	516
Holiday, Pasco	502
Merritt Island, Brevard	496
Ponte Vedra Beach, St. Johns	493
Eustis, Lake	484
Santa Rosa Beach, Walton	482

COVID-19: characteristics of 577,891 Florida resident cases

Data through Aug 18, 2020 verified as of Aug 19, 2020 at 09:25 AM

Data in this report are provisional and subject to change.

The table below includes the cities and counties of residence for cases in Florida residents based on the patient's ZIP Code.

Note that city is not always received as part of the initial notification and may be missing while the case is being investigated.

City and county	Cases
Fernandina Beach, Nassau	478
Defuniak Springs, Walton	476
Missing, Collier	470
Starke, Bradford	467
South Bay, Palm Beach	467
Green Cove Springs, Clay	466
Everglades National Park, Dade	463
Dunedin, Pinellas	462
Titusville, Brevard	457
The Villages, Sumter	457
Wauchula, Hardee	456
Madison, Madison	455
Dania, Broward	455
Inverness, Citrus	447
Parrish, Manatee	443
Niceville, Okaloosa	437
Gibsonton, Hillsborough	434
Dover, Hillsborough	433
Wewahitchka, Gulf	432
Key Biscayne, Dade	430
Fleming Island, Clay	426
Jasper, Hamilton	426
Mount Dora, Lake	423
Pahokee, Palm Beach	422
Havana, Gadsden	419
Monticello, Jefferson	418
Lantana, Palm Beach	414
Bonifay, Holmes	413
New Smyrna Beach, Volusia	411
Palm City, Martin	410
Rockledge, Brevard	409
Groveland, Lake	407
Estero, Lee	402
Parkland, Broward	397
South Miami, Dade	396
Moore Haven, Glades	394
Odessa, Hillsborough	390
Lake Butler, Union	387
Missing, Hillsborough	383
Fellsmere, Indian River	382
El Portal, Dade	372
Cross City, Dixie	371
Pinecrest, Dade	369
Missing, Duval	362
Coconut Grove, Dade	361
Crescent City, Putnam	354
Biscayne Park, Dade	350
Lauderdale Lakes, Broward	348
Atlantic Beach, Duval	343
Blountstown, Calhoun	342
Carrabelle, Franklin	342
Bristol, Liberty	339
Missing, Orange	338
Debary, Volusia	332
Polk City, Polk	331
Pace, Santa Rosa	330
Oldsmar, Pinellas	329
Sun City Center, Hillsborough	325
Lauderhill, Broward	325

COVID-19: characteristics of 577,891 Florida resident cases

Data through Aug 18, 2020 verified as of Aug 19, 2020 at 09:25 AM

Data in this report are provisional and subject to change.

The table below includes the cities and counties of residence for cases in Florida residents based on the patient's ZIP Code.

Note that city is not always received as part of the initial notification and may be missing while the case is being investigated.

City and county	Cases
Palm Springs, Palm Beach	322
Lithia, Hillsborough	322
Hobe Sound, Martin	318
North Palm Beach, Palm Beach	316
South Miami Heights, Dade	310
Wildwood, Sumter	310
Alachua, Alachua	303
Summerfield, Marion	301
Frostproof, Polk	299
Missing, Pasco	299
Apollo Beach, Hillsborough	297
Missing, Santa Rosa	294
Coral, Dade	291
Missing, St. Lucie	286
Macclenny, Baker	284
Bellevue, Marion	279
Missing, Polk	279
Missing, St. Johns	277
Yulee, Nassau	275
Wilton Manors, Broward	269
Williston, Levy	266
Ellenton, Manatee	265
Crystal River, Citrus	261
Sebastian, Indian River	259
Safety Harbor, Pinellas	258
Fort Meade, Polk	255
Bowling Green, Hardee	255
Bushnell, Sumter	255
Missing, Hendry	252
Trenton, Gilchrist	250
Ponte Vedra, St. Johns	249
Lake Placid, Highlands	249
Uleta, Dade	247
Dunnellon, Marion	239
Chattahoochee, Gadsden	239
Sneads, Jackson	235
Port Saint Joe, Gulf	228
Homosassa, Citrus	228
Callahan, Nassau	223
Kendall, Dade	222
Jensen Beach, Martin	220
Key Largo, Monroe	220
Malone, Jackson	216
Chiefland, Levy	216
Lady Lake, Lake	213
Old Town, Dixie	211
Missing, Citrus	209
Newberry, Alachua	208
Mary Esther, Okaloosa	203
Palmetto Bay, Dade	202
Edgewater, Volusia	196
Missing, Marion	195
Shalimar, Okaloosa	190
Mascotte, Lake	188
Missing, Volusia	187
Missing, Hardee	182
Lake Alfred, Polk	179
Southwest Ranches, Broward	179
Missing, Madison	179

COVID-19: characteristics of 577,891 Florida resident cases

Data through Aug 18, 2020 verified as of Aug 19, 2020 at 09:25 AM

Data in this report are provisional and subject to change.

The table below includes the cities and counties of residence for cases in Florida residents based on the patient's ZIP Code. Note that city is not always received as part of the initial notification and may be missing while the case is being investigated.

City and county	Cases
Missing, Osceola	179
Freeport, Walton	178
Missing, Hernando	177
Thonotosassa, Hillsborough	177
Coleman, Sumter	174
Lecanto, Citrus	173
Missing, Brevard	172
Marathon, Monroe	167
Jacksonville, St. Johns	167
Minneola, Lake	158
Bronson, Levy	158
Sweetwater, Dade	157
Beverly Hills, Citrus	157
Missing, Monroe	156
Hilliard, Nassau	156
Missing, Highlands	154
West Melbourne, Brevard	154
Marco Island, Collier	154
Satellite Beach, Brevard	154
Citra, Marion	152
Spring Hill, Pasco	150
Pierson, Volusia	149
Myakka City, Manatee	148
Neptune Beach, Duval	148
Missing, Seminole	148
Missing, Desoto	147
Cocoa Beach, Brevard	146
Clearwater Beach, Pinellas	141
Nokomis, Sarasota	141
Midway, Gadsden	138
Lake Park, Palm Beach	138
Sorrento, Lake	137
Olympia Heights, Dade	137
Fort White, Columbia	136
Fisher Island, Dade	136
Missing, Martin	134
Jennings, Hamilton	132
Missing, Indian River	131
Englewood, Charlotte	131
Missing, Pinellas	130
Missing, Sarasota	128
Medley, Dade	127
Tavernier, Monroe	126
Gulfport, Pinellas	123
Dunnellon, Citrus	122
De Leon Springs, Volusia	122
Bell, Gilchrist	122
Miramar Beach, Walton	121
Holly Hill, Volusia	121
Missing, Unknown	119
Molino, Escambia	119
Umatilla, Lake	119
High Springs, Alachua	117
Jay, Santa Rosa	116
Golden Beach, Dade	115
Fruitland Park, Lake	115
Missing, Nassau	114
Glen Saint Mary, Baker	113
Bunnell, Flagler	113

COVID-19: characteristics of 577,891 Florida resident cases

Data through Aug 18, 2020 verified as of Aug 19, 2020 at 09:25 AM

Data in this report are provisional and subject to change.

The table below includes the cities and counties of residence for cases in Florida residents based on the patient's ZIP Code. Note that city is not always received as part of the initial notification and may be missing while the case is being investigated.

City and county	Cases
Missing, Lee	112
Kenneth City, Pinellas	112
Indialantic, Brevard	109
Palm Beach, Palm Beach	109
Keystone Heights, Clay	108
Alva, Lee	108
Zolfo Springs, Hardee	108
Hernando, Citrus	107
Englewood, Sarasota	103
Oxford, Sumter	102
Cottondale, Jackson	101
Gretna, Gadsden	100
East Palatka, Putnam	99
Branford, Suwannee	99
Missing, Okaloosa	98
Missing, Lake	93
Missing, Gulf	92
Tequesta, Palm Beach	91
Silver Springs, Marion	91
Trinity, Pasco	91
Youngstown, Bay	91
Missing, Clay	91
Oakland, Orange	90
Flagler Beach, Flagler	90
Eagle Lake, Polk	87
Gotha, Orange	86
South Daytona, Volusia	86
Missing, Flagler	86
Missing, Jackson	86
Montverde, Lake	86
Missing, Leon	86
Weeki Wachee, Hernando	85
Haverhill, Palm Beach	84
Belle Isle, Orange	84
Hawthorne, Alachua	83
Archer, Alachua	82
Greenwood, Jackson	81
Ocklawaha, Marion	80
Chuluota, Seminole	80
Rotunda West, Charlotte	79
South Pasadena, Pinellas	79
Cape Canaveral, Brevard	78
Altha, Calhoun	78
Dundee, Polk	77
Fort Myers Beach, Lee	77
Baker, Okaloosa	77
Mims, Brevard	77
White Springs, Hamilton	75
Interlachen, Putnam	75
Missing, Washington	75
O Brien, Suwannee	74
Osprey, Sarasota	74
Lake Panasoffkee, Sumter	73
Missing, Wakulla	73
Vernon, Washington	73
Webster, Sumter	73
Missing, Levy	73
Geneva, Seminole	72
Satsuma, Putnam	72

COVID-19: characteristics of 577,891 Florida resident cases

Data through Aug 18, 2020 verified as of Aug 19, 2020 at 09:25 AM

Data in this report are provisional and subject to change.

The table below includes the cities and counties of residence for cases in Florida residents based on the patient's ZIP Code.

Note that city is not always received as part of the initial notification and may be missing while the case is being investigated.

City and county	Cases
Zellwood, Orange	72
Floral City, Citrus	71
Hastings, St. Johns	70
Southport, Bay	69
Raiford, Union	69
Reddick, Marion	69
Apalachicola, Franklin	69
Pomona Park, Putnam	68
Missing, Baker	67
Avon Park, Polk	66
Ave Maria, Collier	66
Missing, Gadsden	66
Melbourne Beach, Brevard	65
Missing, Manatee	63
Greenville, Madison	62
Missing, Okeechobee	62
West Miami, Dade	62
Missing, Escambia	61
Grand Island, Lake	59
Bay Harbor Islands, Dade	58
Missing, Calhoun	58
Missing, Walton	58
Missing, Sumter	57
Indian Rocks Beach, Pinellas	57
Islamorada, Monroe	56
Indian Harbour Beach, Brevard	55
Fountain, Bay	55
San Antonio, Pasco	55
Mcdavid, Escambia	54
Lawtey, Bradford	54
Mangonia Park, Palm Beach	54
Grand Ridge, Jackson	53
Lakewood Ranch, Manatee	51
Lee, Madison	51
Mcalpin, Suwannee	51
Wellborn, Suwannee	49
Stock Island, Monroe	49
Surfside, Dade	49
Greenacres, Palm Beach	49
Bal Harbour, Dade	49
Seville, Volusia	49
Atlantis, Palm Beach	48
Alford, Jackson	48
Viera, Brevard	47
Elkton, St. Johns	47
Morriston, Levy	47
Edgewood, Orange	46
Missing, Holmes	46
Melrose, Putnam	45
Eastpoint, Franklin	45
Anthony, Marion	45
Astatula, Lake	44
Poinciana, Polk	44
Missing, Gilchrist	44
Westville, Holmes	44
Center Hill, Sumter	43
Caryville, Washington	43
Missing, Taylor	42
Florida State University, Leon	42

COVID-19: characteristics of 577,891 Florida resident cases

Data through Aug 18, 2020 verified as of Aug 19, 2020 at 09:25 AM

Data in this report are provisional and subject to change.

The table below includes the cities and counties of residence for cases in Florida residents based on the patient's ZIP Code.

Note that city is not always received as part of the initial notification and may be missing while the case is being investigated.

City and county	Cases
Citrus Springs, Citrus	42
Lake Hamilton, Polk	41
Sanibel, Lee	41
Weirsdale, Marion	41
Missing, Suwannee	40
Ponce De Leon, Holmes	40
Micanopy, Alachua	39
Christmas, Orange	39
Celebration, Osceola	38
Babson Park, Polk	38
Valparaiso, Okaloosa	38
Bokeelia, Lee	37
Juno Beach, Palm Beach	36
Laurel Hill, Okaloosa	36
Malabar, Brevard	36
Howey-In-The-Hills, Lake	36
Lake Helen, Volusia	36
Steinhatchee, Taylor	36
Cloud Lake, Palm Beach	35
Welaka, Putnam	35
Inlet Beach, Walton	35
Missing, Bay	35
Missing, Bradford	35
Summerland Key, Monroe	35
Hosford, Liberty	34
Bryceville, Nassau	34
Belleair, Pinellas	34
Hiawassee, Orange	34
Lauderdale By The Sea, Broward	34
Missing, Liberty	34
Princeton, Dade	33
Cutler Bay, Dade	33
Big Pine Key, Monroe	32
Missing, Jefferson	32
Hallandale Beach, Broward	32
Osteen, Volusia	31
Singer Island, Palm Beach	31
Canal Point, Palm Beach	31
Fern Park, Seminole	31
Madeira Beach, Pinellas	30
Lady Lake, Sumter	30
San Mateo, Putnam	30
Greensboro, Gadsden	29
Eglin Air Force Base, Okaloosa	29
Sumterville, Sumter	29
Destin, Walton	28
Fort McCoy, Marion	28
Felda, Hendry	27
Bradenton Beach, Manatee	27
Hypoluxo, Palm Beach	27
Yalaha, Lake	27
Saint James City, Lee	26
Holt, Okaloosa	26
Naranja, Dade	26
Azalea Park, Orange	26
Patrick Air Force Base, Brevard	25
Astor, Lake	25
The Villages, Lake	25
Missing, Dixie	25

COVID-19: characteristics of 577,891 Florida resident cases

Data through Aug 18, 2020 verified as of Aug 19, 2020 at 09:25 AM

Data in this report are provisional and subject to change.

The table below includes the cities and counties of residence for cases in Florida residents based on the patient's ZIP Code.

Note that city is not always received as part of the initial notification and may be missing while the case is being investigated.

City and county	Cases
Missing, Charlotte	24
Unknown, Orange	24
Belleair Beach, Pinellas	24
Ochopee, Collier	23
Jupiter, Martin	23
Air Mail Facility, Dade	23
Panacea, Wakulla	23
Oak Hill, Volusia	23
Sunny Isles Beach, Dade	23
Paisley, Lake	23
Campbellton, Jackson	22
Altoona, Lake	22
Odessa, Pasco	22
Florida Dept Of Corrections, Union	22
Missing, Union	22
Sopchoppy, Wakulla	22
Clarksville, Calhoun	22
Kindred, Osceola	21
Grant-Valkaria, Brevard	21
Longboat Key, Manatee	21
Ponce Inlet, Volusia	20
Fruit Cove, St. Johns	20
Tice, Lee	19
Brooker, Bradford	19
Baldwin, Duval	19
Village Of Wellington, Palm Beach	19
Crystal Beach, Pinellas	19
Temple Terrace, Hillsborough	19
Waldo, Alachua	19
Inglis, Levy	18
Holmes Beach, Manatee	18
Callaway, Bay	18
Placida, Charlotte	18
Missing, Franklin	18
Georgetown, Putnam	18
Alafaya, Orange	18
Kissimmee, Orange	18
West Panama City Beach, Bay	18
Hialeah Gardens, Dade	18
Dinsmore, Duval	18
Miami Springs, Dade	18
Florahome, Putnam	17
Pinetta, Madison	17
Lamont, Jefferson	17
Highland Beach, Palm Beach	17
Tierra Verde, Pinellas	17
Palm Beach Shores, Palm Beach	16
Manalapan, Palm Beach	16
Okahumpka, Lake	16
Waverly, Polk	16
Bascom, Jackson	16
Missing, Lafayette	15
Eatonville, Orange	15
Ona, Hardee	15
Walnut Hill, Escambia	15
Flemington, Marion	15
North Bay Village, Dade	15
Lockhart, Orange	15
Carrollwood, Hillsborough	14

COVID-19: characteristics of 577,891 Florida resident cases

Data through Aug 18, 2020 verified as of Aug 19, 2020 at 09:25 AM

Data in this report are provisional and subject to change.

The table below includes the cities and counties of residence for cases in Florida residents based on the patient's ZIP Code.

Note that city is not always received as part of the initial notification and may be missing while the case is being investigated.

City and county	Cases
Matlacha, Lee	14
Miami Shores, Dade	14
Fort Denaud, Hendry	14
Hollister, Putnam	14
Balm, Hillsborough	13
Santa Fe, Alachua	13
West Park, Broward	13
Village Of Palmetto Bay, Dade	13
Winter Park, Seminole	13
Lighthouse Point, Broward	13
Barefoot Bay, Brevard	12
Palm Shores, Brevard	12
Saint Pete Beach, Pinellas	12
Harmony, Osceola	12
Terra Ceia, Manatee	12
Eaton Park, Polk	12
Nocatee, Desoto	12
Dania Beach, Broward	12
Goulds, Dade	11
Sun City, Hillsborough	11
Ocean Ridge, Palm Beach	11
Sebastian, Brevard	11
Tyndall Air Force Base, Bay	11
Mexico Beach, Bay	11
Bay Pines, Pinellas	11
Bellview, Escambia	11
Hampton, Bradford	11
Missing, Glades	11
Miami, Unknown	11
Intercession City, Osceola	11
North Redington Beach, Pinellas	11
Labelle, Glades	10
Unknown, Dade	10
Palmdale, Glades	10
Sydney, Hillsborough	10
Tioga, Alachua	10
Heathrow, Seminole	10
Lake Suzy, Desoto	10
Bayonet Point, Pasco	10
Treasure Island, Pinellas	10
Orange Lake, Marion	9
Key Colony Beach, Monroe	9
Highland City, Polk	9
University Of Miami, Dade	9
Lorida, Highlands	9
Missing, Alachua	9
Kathleen, Polk	9
Kinard, Calhoun	9
Bagdad, Santa Rosa	9
Bay Lake, Orange	9
La Crosse, Alachua	9
Reunion, Osceola	8
Cedar Key, Levy	8
Dowling Park, Suwannee	8
Enterprise, Volusia	8
Hernando Beach, Hernando	8
Wabasso, Indian River	8
Homosassa Springs, Citrus	8
Gonzalez, Escambia	7

COVID-19: characteristics of 577,891 Florida resident cases

Data through Aug 18, 2020 verified as of Aug 19, 2020 at 09:25 AM

Data in this report are provisional and subject to change.

The table below includes the cities and counties of residence for cases in Florida residents based on the patient's ZIP Code.

Note that city is not always received as part of the initial notification and may be missing while the case is being investigated.

City and county	Cases
Aloma, Orange	7
Branford, Lafayette	7
Eloise, Polk	7
Centerville, Leon	7
Buena Ventura Lakes, Osceola	7
Kenansville, Osceola	7
Missing, Putnam	7
Venus, Highlands	7
Wahneta, Polk	7
Paxton, Walton	7
Pensacola Beach, Santa Rosa	7
Lutz, Pasco	7
Long Key, Monroe	7
Bradley, Polk	7
Tangerine, Orange	7
North Venice, Sarasota	6
Jacksonville, Unknown	6
Quail Heights, Dade	6
Maitland, Seminole	6
Palma Sola, Manatee	6
Pasadena, Pinellas	6
Goodland, Collier	6
Altamonte Springs, Orange	6
Perdido Key, Escambia	6
Lacoochee, Pasco	6
Steinhatchee, Dixie	6
PSL, Unknown	6
Rubonia, Manatee	5
Indian Lake Estates, Polk	5
Poinciana, Osceola	5
Nichols, Polk	5
South Palm Beach, Palm Beach	5
Perrine, Dade	5
West Delray Beach, Palm Beach	5
Penney Farms, Clay	5
Plymouth, Orange	5
Woodville, Leon	5
Yankeetown, Levy	5
Long Boat Key, Manatee	5
Missing, Columbia	5
Ebro, Washington	5
Sparr, Marion	5
Ponce De Leon, Walton	5
Horseshoe Beach, Dixie	5
Hialeah, Unknown	5
Homeland, Polk	5
Crystal Springs, Pasco	5
Saint Lucie West, St. Lucie	5
Ferndale, Lake	5
Hallandale Beach, Broward	5
Parker, Bay	5
Mango, Hillsborough	5
Shady Grove, Taylor	5
Sewalls Point, Martin	4
Mayport, Duval	4
Pembroke Park, Broward	4
Boca Grande, Lee	4
Buckingham, Lee	4
Fort Lauderdale, Unknown	4

COVID-19: characteristics of 577,891 Florida resident cases

Data through Aug 18, 2020 verified as of Aug 19, 2020 at 09:25 AM

Data in this report are provisional and subject to change.

The table below includes the cities and counties of residence for cases in Florida residents based on the patient's ZIP Code. Note that city is not always received as part of the initial notification and may be missing while the case is being investigated.

City and county	Cases
Micco, Brevard	4
Little Torch Key, Monroe	4
Lowell, Marion	4
Laud-By-The-Sea, Broward	4
Ridge Manor, Pasco	4
Siesta Key, Sarasota	4
Cudjoe Key, Monroe	4
Missing, Hamilton	4
Trilby, Pasco	4
Bonifay, Washington	4
Davenport, Osceola	4
Lake City, Suwannee	4
Murdock, Charlotte	4
Orlando, Osceola	4
Nobleton, Hernando	4
Northdale, Hillsborough	4
Celebration, Orange	4
Durant, Hillsborough	4
Leisure City, Dade	4
Mcintosh, Marion	4
Oneco, Manatee	4
Miami, Broward	4
Gulf Stream, Palm Beach	4
Hollywood, Unknown	4
City Of Sunrise, Broward	4
Lulu, Columbia	4
Ybor City, Hillsborough	4
Maxville, Duval	4
Ft Pierce, St. Lucie	4
Gulf Breeze, Escambia	4
Gulf Hammock, Levy	4
Saint Marks, Wakulla	4
Tallevast, Manatee	4
Lehigh, Lee	4
Indian Creek Village, Dade	4
Lakeshore, Polk	3
Miami Gardens, Unknown	3
Clarcona, Orange	3
Homeless, Pinellas	3
Sugarloaf, Monroe	3
Ozona, Pinellas	3
Pine Castle, Orange	3
Braden River, Manatee	3
Fpo, Duval	3
Elfers, Pasco	3
Evinston, Alachua	3
Fanning Springs, Gilchrist	3
Indian River Shores, Indian River	3
Mayport Naval Housing, Duval	3
Miromar Lakes, Lee	3
International Service Center, Dade	3
New Smyrna, Volusia	3
Mount Plymouth, Lake	3
Westchase, Hillsborough	3
Vernon, Bay	3
Virginia Gardens, Dade	3
Miramar, Unknown	3
Lauderhill, Unknown	3
Point Washington, Walton	3

COVID-19: characteristics of 577,891 Florida resident cases

Data through Aug 18, 2020 verified as of Aug 19, 2020 at 09:25 AM

Data in this report are provisional and subject to change.

The table below includes the cities and counties of residence for cases in Florida residents based on the patient's ZIP Code.

Note that city is not always received as part of the initial notification and may be missing while the case is being investigated.

City and county	Cases
Port Saint John, Brevard	3
Saint Leo, Pasco	3
West Palm Beach, Unknown	3
University Of Central Florida, Orange	3
Telogia, Liberty	3
Fort Ogden, Desoto	3
Green Acres, Palm Beach	3
Loughman, Polk	3
Alturas, Polk	3
Champions Gate, Polk	3
Forest City, Orange	3
Port Salerno, Martin	3
Cottdale, Washington	3
Duette, Manatee	3
East Lake, Marion	3
Bayshore Gardens, Manatee	3
Anna Maria, Manatee	3
Hurlburt Field, Okaloosa	3
Fort Charlotte, Charlotte	3
Everglades City, Collier	3
Orlando, Unknown	3
University Park, Manatee	3
Lake Monroe, Seminole	3
Lynbrook, Broward	3
Lake Como, Putnam	3
Indian Shores, Pinellas	3
Captiva, Lee	3
Belleair Bluffs, Pinellas	3
Candler, Marion	3
Cortez, Manatee	3
Graceville, Holmes	3
Pine Hills, Orange	3
Oklawaha, Marion	2
Orlando, Seminole	2
Sunny Hills, Washington	2
Switzerland, St. Johns	2
Tampa, Pinellas	2
University Of Fl, Alachua	2
White City, Gulf	2
Unknown, Palm Beach	2
Watersound, Walton	2
Grandin, Putnam	2
Laurel, Sarasota	2
Hollywood, Dade	2
Inlet Beach, Bay	2
Doctors Inlet, Clay	2
Apopka, Seminole	2
Archer, Levy	2
Hallandale Beach, Unknown	2
Fairfield, Marion	2
Hawthorne, Putnam	2
Jensen Beach, St. Lucie	2
Loxahatchee Groves, Palm Beach	2
Unknown, Broward	2
West Bradenton, Manatee	2
Valkaria, Brevard	2
River Ranch, Polk	2
Trenton, Levy	2
The Villages, Marion	2

COVID-19: characteristics of 577,891 Florida resident cases

Data through Aug 18, 2020 verified as of Aug 19, 2020 at 09:25 AM

Data in this report are provisional and subject to change.

The table below includes the cities and counties of residence for cases in Florida residents based on the patient's ZIP Code.

Note that city is not always received as part of the initial notification and may be missing while the case is being investigated.

City and county	Cases
Ramrod Key, Monroe	2
Port Saint Lucie, Martin	2
Ponte Vedra, Duval	2
Port Charlotte, Unknown	2
Gibsonia, Polk	2
Destin, Unknown	2
Daytona Beach Shores, Volusia	2
Redington Beach, Pinellas	2
Redington Shores, Pinellas	2
Town N Country, Hillsborough	2
Margate, Unknown	2
Madison, Unknown	2
Lealman, Pinellas	2
Goldenrod, Seminole	2
Chokoloskee, Collier	2
Lake Harbor, Palm Beach	2
Westlake, Palm Beach	2
Orlando, Brevard	2
Scottsmoor, Brevard	2
Sand Lake, Orange	2
Roseland, Indian River	2
Mount Dora, Orange	2
Lake Butler, Bradford	2
Miami, Martin	2
Jonesville, Alachua	2
Basinger, Okeechobee	2
Dade City, Hernando	2
Florida International University, Dade	2
Fort Lauderdale, Dade	2
El Jobean, Charlotte	2
At Large, Broward	2
Wakulla Springs, Wakulla	2
Samoset, Manatee	2
Suwannee, Dixie	2
Oakland Park, Unknown	2
Palma Ceia, Hillsborough	2
Orange Springs, Marion	2
Holder, Citrus	2
Union Park, Orange	2
Rocky Point, Hillsborough	2
Unknown, Seminole	2
Unknown, Volusia	2
White Springs, Columbia	2
Venice, Manatee	2
Lamont, Taylor	2
Miccosukee, Leon	2
Milligan, Okaloosa	2
Deerfield Beach, Unknown	2
Glenwood, Volusia	2
Cypress, Jackson	2
Miramar, Dade	2
Mesa, Unknown	2
Longboat Key, Sarasota	2
Jacksonville Naval Hospital, Duval	2
Ormond Beach, Flagler	2
Sorrento, Orange	2
University Of Tampa, Hillsborough	2
San Carlos Park, Lee	2
Shady Hills, Pasco	2

COVID-19: characteristics of 577,891 Florida resident cases

Data through Aug 18, 2020 verified as of Aug 19, 2020 at 09:25 AM

Data in this report are provisional and subject to change.

The table below includes the cities and counties of residence for cases in Florida residents based on the patient's ZIP Code.

Note that city is not always received as part of the initial notification and may be missing while the case is being investigated.

City and county	Cases
Pompano Beach, Unknown	2
Earleton, Alachua	2
Clewiston, Palm Beach	2
Bayou George, Bay	2
Babcock Ranch, Charlotte	1
Alva, Escambia	1
Branford, Gilchrist	1
Champions Gate, Osceola	1
Brentwood, Citrus	1
Cape Haze, Charlotte	1
Davie, Unknown	1
Duck Key, Monroe	1
Interlachen, Duval	1
Jacksonville Naval Air Station, Duval	1
Jacksonville, Nassau	1
Hialeahgardens, Dade	1
Homossa, Orange	1
Hosford, Calhoun	1
Punta Gorda, Unknown	1
Rivera Beach, Palm Beach	1
Sharpes, Brevard	1
Sanford, Orange	1
Unk, Alachua	1
Unknown Out Of Area, St. Lucie	1
Unknown, Charlotte	1
Uknown, Unknown	1
Unable To Obtain, Palm Beach	1
Sunrtise, Dade	1
Panama City, Unknown	1
Perth Amboy, Hillsborough	1
Oldsrav, Manatee	1
Monroe, Hillsborough	1
Morriston, Marion	1
North Fort Myers, Charlotte	1
North Laud, Unknown	1
Lucedale, St. Lucie	1
Watersound, Bay	1
Wtixrat, Dade	1
Yeehaw, Okeechobee	1
Hallandale, Unknown	1
Hoclywsod, Dade	1
Deerfield, Broward	1
Coconut Ck, Unknown	1
Carl Fisher, Dade	1
Apollo Beach, Manatee	1
32428, Washington	1
Alpharetta, Broward	1
Mckinney, Broward	1
Miamc, Dade	1
Layton, Monroe	1
Los Angeles, Dade	1
Lakeland, Unknown	1
Hutchinson Island, St. Lucie	1
Homeless, Hillsborough	1
Jacksonville, Orange	1
Westville, Walton	1
Tamarac, Dade	1
Rosemary Beach, Walton	1
Saint Johns, Duval	1

COVID-19: characteristics of 577,891 Florida resident cases

Data through Aug 18, 2020 verified as of Aug 19, 2020 at 09:25 AM

Data in this report are provisional and subject to change.

The table below includes the cities and counties of residence for cases in Florida residents based on the patient's ZIP Code.

Note that city is not always received as part of the initial notification and may be missing while the case is being investigated.

City and county	Cases
Salt Springs, Marion	1
Port Saint Lucie, Palm Beach	1
Pass-A-Grille Beach, Pinellas	1
Pensacola Beach, Escambia	1
Pensacola, Unknown	1
Other, Dade	1
Orl, Osceola	1
Northport, Sarasota	1
Xifamk, Dade	1
Indian Rock Beach, Pinellas	1
Jupiter Inlet, Palm Beach	1
Greenville, Taylor	1
Hillsboro Beach, Broward	1
Lauderdale Lakes, Unknown	1
Metter, Manatee	1
Mexico Beach, Gulf	1
Miami Dade, Unknown	1
Miamksaohes, Dade	1
Fellsmere, Brevard	1
Fernandina, Nassau	1
Graham, Bradford	1
Cross Key, Monroe	1
Cypress Gardens, Polk	1
Orlando, Manatee	1
Pinellas Park, Pasco	1
Pooler, Broward	1
Panomo City, Bay	1
Pensacola, Dade	1
North Lauderdale, Unknown	1
Okeechobee, Martin	1
Okeechobi, Unknown	1
North Miami, Palm Beach	1
North Port, Manatee	1
Syracuse, Unknown	1
Unknown, Manatee	1
Twentynine Palms, Broward	1
Windermere, Unknown	1
St Cloud, Orange	1
Sunrise, Unknown	1
Salem, Taylor	1
Sarasota, Unknown	1
Seacrest, Walton	1
Austin, Dade	1
Boys Ranch, Suwannee	1
Clearwater, Hillsborough	1
Apo, Collier	1
Arcadia, Unknown	1
Astor, Volusia	1
Big Torch Key, Monroe	1
Bonifay, Unknown	1
Franklin, Orange	1
East Rockland Key, Monroe	1
Litchfield Park, Unknown	1
Laurel Hill, Walton	1
Marathon Shores, Monroe	1
Mayport Naval Station, Duval	1
Jena, Taylor	1
Lake Worth, Unknown	1
Haines City, Orange	1

COVID-19: characteristics of 577,891 Florida resident cases

Data through Aug 18, 2020 verified as of Aug 19, 2020 at 09:25 AM

Data in this report are provisional and subject to change.

The table below includes the cities and counties of residence for cases in Florida residents based on the patient's ZIP Code.

Note that city is not always received as part of the initial notification and may be missing while the case is being investigated.

City and county	Cases
New Church, Palm Beach	1
New Port Richey, Hillsborough	1
Okeechobee, Highlands	1
Okeechobee, Unknown	1
Orange Park, Duval	1
Port St Luice, Unknown	1
Rices Landing, Dade	1
Pensacola Naval Hospital, Escambia	1
Unknown Out Of Area, Palm Beach	1
Unknown, Duval	1
Tavares, Unknown	1
Seacrest, Bay	1
Stiamk, Dade	1
Sugarloaf Key, Monroe	1
Weston, Unknown	1
West Hollywood, Broward	1
Winter Springs, Orange	1
Sea Ranch Lakes, Broward	1
Port Charlotte Fl, Unknown	1
Rosemary Beach, Bay	1
Saint Cloud, Orange	1
Saint George Island, Franklin	1
Saint Petersburg, Dade	1
San Pedro Sula, Dade	1
Palm Coast, Orange	1
Opa Locka, Unknown	1
Orange, Orange	1
Wimauma, Manatee	1
Wausau, Washington	1
Seminole, Orange	1
Tampa, Dade	1
Los Angeles, Polk	1
Lanark Village, Franklin	1
Green, Clay	1
Hialean, Unknown	1
Holt, Unknown	1
Miami Granders, Dade	1
Cosselberry, Orange	1
Crestview, Dade	1
Dania, Unknown	1
Darien, Pasco	1
Bostwick, Putnam	1
Brewton, Escambia	1
Bartow, Unknown	1
Boca Rotan, Unknown	1
Caryville, Holmes	1
Cassadaga, Volusia	1
Grand Island, Unknown	1
Fort Myers, Seminole	1
Fwb, Unknown	1
Gastonia, Polk	1
Deltona , Volusia	1
Longwood, Orange	1
Live Oak, Columbia	1
Mc Dade, Broward	1
Nokomis, Palm Beach	1
Ocala, Unknown	1
Ocean Breeze, Martin	1
Miamt, Dade	1

COVID-19: characteristics of 577,891 Florida resident cases

Data through Aug 18, 2020 verified as of Aug 19, 2020 at 09:25 AM

Data in this report are provisional and subject to change.

The table below includes the cities and counties of residence for cases in Florida residents based on the patient's ZIP Code.

Note that city is not always received as part of the initial notification and may be missing while the case is being investigated.

City and county	Cases
Mid Florida, Seminole	1
N/A, Duval	1
Tampa, Orange	1
University Of Central Fl, Orange	1
Unknown Out Of Area, Duval	1
Valrico, Orange	1
South Fort Myers, Lee	1
Orlando, Orange	1
Palm City, Unknown	1
Eustic, Unknown	1
Everett, Dade	1
Apopka, Unknown	1
Alligator Point, Wakulla	1
Amelia City, Nassau	1
Bonita Springs, Collier	1
Greenacres, Unknown	1
Hallandate Ben, Unknown	1
Florida Power & Light Co, Dade	1
Fortlauderdale, Unknown	1
Ft Pierce, Unknown	1
Garland, Orange	1
Homeless, Dade	1
Jacksonville, Dade	1
Wewahitchka, Calhoun	1
Winterpark, Unknown	1
Port Everglades, Broward	1
Orlando, Lake	1
Newark, Broward	1
Niceville, Walton	1
Mount Pleasant, Gadsden	1
Tallahassee, Unknown	1
South Miami, Unknown	1
Saint Augusaintine Beach, St. Johns	1
Seven Springs, Pasco	1
Wintergarden, Orange	1
West Villages, Sarasota	1
Washington, Unknown	1
Unkown, Seminole	1
Middlesburg, Duval	1
Miami, Palm Beach	1
Jupiter, Duval	1
Lake Geneva, Clay	1
Jacksonville Beach, Collier	1
Immokalee, Lee	1
Davenport, Orange	1
Harrison, Pinellas	1
Boca Raton, Orange	1
Brooksville, Pasco	1
Dade City, Hillsborough	1
Celeste, Broward	1
Clermont, Orange	1
Clermont, Polk	1
Beverly Beach, Flagler	1
Aollywoss, Dade	1
Jacksonville, Clay	1
Kissimmee, Brevard	1
Hispanic, St. Lucie	1
Fort Pierce, Martin	1
99, Unknown	1

COVID-19: characteristics of 577,891 Florida resident cases

Data through Aug 18, 2020 verified as of Aug 19, 2020 at 09:25 AM

Data in this report are provisional and subject to change.

The table below includes the cities and counties of residence for cases in Florida residents based on the patient's ZIP Code. Note that city is not always received as part of the initial notification and may be missing while the case is being investigated.

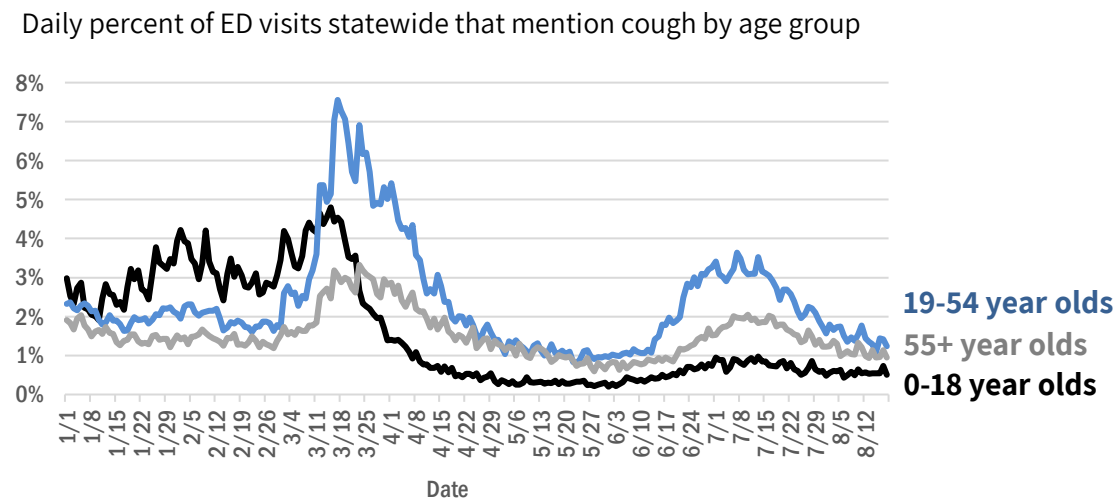
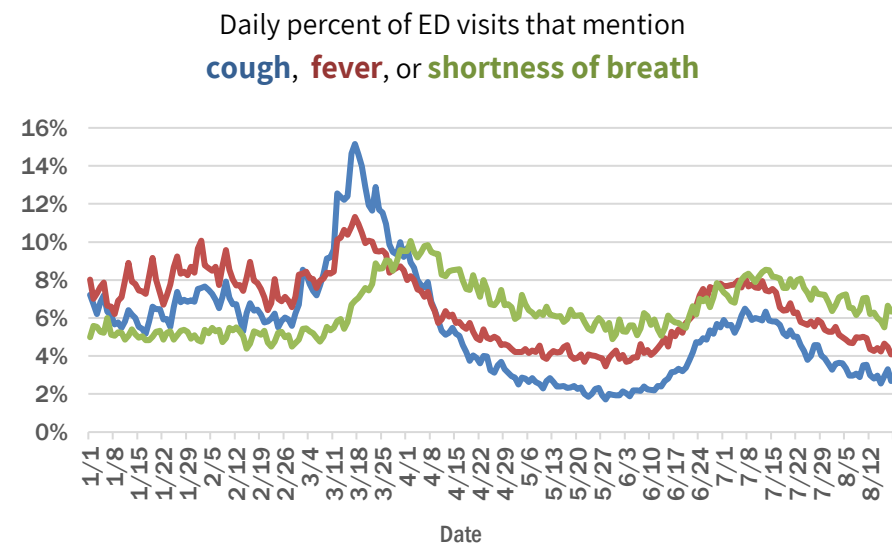
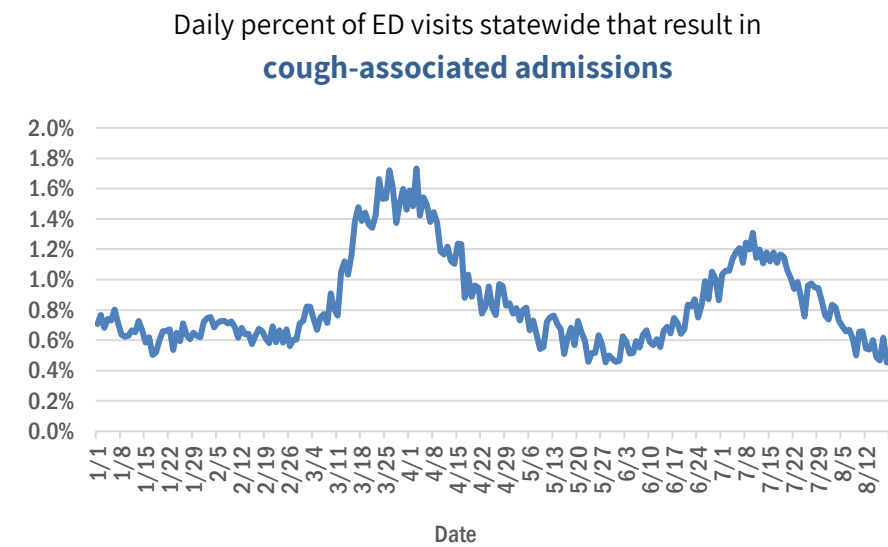
City and county	Cases
Florence Villa, Polk	1
Fl, Dade	1
Estero, Collier	1
Fellsmele, Brevard	1
Tewksbury, Orange	1
Weston, Dade	1
Wesley Chapel, Alachua	1
Worthington Springs, Union	1
Unknown, Columbia	1
Tarpon Springs, Pasco	1
Tampa Palms, Hillsborough	1
South Daytona Beach, Volusia	1
San Antonio, Unknown	1
Olustee, Baker	1
Opalocka, Dade	1
Okeechobee, St. Lucie	1
Pine Ridge, Citrus	1
Miamf, Dade	1
Total	577,891

COVID-19: additional surveillance information

Data through Aug 18, 2020 verified as of Aug 19, 2020 at 09:25 AM

Data in this report are provisional and subject to change.

Statewide emergency department (ED) chief complaint and admission data



The Electronic Surveillance System for the Early Notification of Community-Based Epidemics (ESSENCE-FL) includes chief complaint data from 211 of 212 Florida EDs. Data are transmitted electronically to ESSENCE-FL daily or hourly.

COVID-19: All Florida residents with test results reported

Data through Aug 18, 2020 verified as of Aug 19, 2020 at 09:25 AM

Data in this report are provisional and subject to change.

The table below includes persons with laboratory results that the Department of Health has received electronically or by mail/fax for Florida residents.

County	Awaiting testing	Inconclusive	Negative	Positive	Percent positive	Total tested
Dade	437	1,915	606,990	147,131	19%	756,036
Broward	131	855	401,593	66,987	14%	469,435
Palm Beach	273	597	259,285	39,311	13%	299,193
Hillsborough	205	501	224,873	34,708	13%	260,082
Orange	465	288	255,403	33,531	12%	289,222
Duval	200	215	197,483	24,704	11%	222,402
Pinellas	12	141	163,915	18,852	10%	182,908
Lee	36	61	103,728	17,297	14%	121,086
Polk	66	107	90,048	15,669	15%	105,824
Collier	192	70	55,046	10,873	16%	65,989
Osceola	164	128	58,030	10,395	15%	68,553
Manatee	15	76	80,173	9,816	11%	90,065
Escambia	5	53	64,070	9,559	13%	73,682
Volusia	94	109	70,212	8,547	11%	78,868
Marion	245	110	49,522	7,600	13%	57,232
Seminole	55	63	64,321	7,540	10%	71,924
Pasco	132	51	64,901	7,514	10%	72,466
Sarasota	14	52	71,606	6,760	9%	78,418
Brevard	15	56	81,617	6,646	8%	88,319
St. Lucie	283	50	39,879	6,358	14%	46,287
Lake	179	87	63,795	5,722	8%	69,604
Leon	42	115	58,510	5,440	8%	64,065
Bay	17	56	23,612	4,860	17%	28,528
Alachua	10	28	72,084	4,700	6%	76,812
Santa Rosa	22	39	26,084	4,263	14%	30,386
St. Johns	54	31	39,692	3,983	9%	43,706
Martin	50	38	22,797	3,967	15%	26,802
Okaloosa	44	45	27,037	3,775	12%	30,857
Clay	17	20	33,223	3,526	10%	36,769
Columbia	4	56	11,235	3,084	21%	14,375
Indian River	48	13	26,057	2,664	9%	28,734
Charlotte	18	33	25,386	2,409	9%	27,828
Hernando	4	14	18,317	2,301	11%	20,632
Suwannee	2	48	7,218	2,277	24%	9,543
Jackson	6	14	11,682	2,143	15%	13,839
Gadsden	8	41	11,690	2,060	15%	13,791
Hendry		19	6,971	1,889	21%	8,879
Citrus	33	9	18,193	1,829	9%	20,031
Highlands	8	11	15,531	1,654	10%	17,196
Putnam	2	12	12,089	1,638	12%	13,739
Monroe	59	13	13,358	1,636	11%	15,007
Sumter	22	16	17,620	1,603	8%	19,239
Desoto	6	7	8,477	1,423	14%	9,907
Walton	2	36	8,853	1,400	14%	10,289
Nassau	31	18	14,491	1,283	8%	15,792
Flagler	7	19	14,957	1,168	7%	16,144
Okeechobee	2	14	7,663	1,165	13%	8,842
Lafayette	4	11	1,273	1,122	47%	2,406

COVID-19: All Florida residents with test results reported

Data through Aug 18, 2020 verified as of Aug 19, 2020 at 09:25 AM

Data in this report are provisional and subject to change.

The table below includes persons with laboratory results that the Department of Health has received electronically or by mail/fax for Florida residents.

County	Awaiting testing	Inconclusive	Negative	Positive	Percent positive	Total tested
Taylor	5	30	4,396	1,111	20%	5,537
Baker	30	25	5,226	1,088	17%	6,339
Hardee	5	9	5,499	1,016	16%	6,524
Washington	13	21	5,469	947	15%	6,437
Levy	2	9	5,940	799	12%	6,748
Wakulla	3	35	7,443	790	10%	8,268
Madison	1	11	4,483	764	15%	5,258
Gulf	2	6	4,369	755	15%	5,130
Hamilton	1	2	4,439	637	13%	5,078
Dixie	1	12	3,802	620	14%	4,434
Bradford	2	22	4,342	589	12%	4,953
Holmes	4	7	3,863	547	12%	4,417
Calhoun	1	15	3,709	511	12%	4,235
Union		18	7,896	501	6%	8,415
Franklin	2	5	3,687	476	11%	4,168
Jefferson	1	15	2,664	467	15%	3,146
Glades		1	775	425	35%	1,201
Gilchrist	3	8	3,491	420	11%	3,919
Liberty			2,769	410	13%	3,179
Unknown	1	32	4,830	236	5%	5,098
Total	3,817	6,644	3,709,682	577,891	13%	4,294,217

COVID-19: testing by laboratory

Data through Aug 18, 2020 verified as of Aug 19, 2020 at 09:25 AM

Data in this report are provisional and subject to change.

The numbers in the table below represent the number of Florida and non-Florida residents for whom test results were received by the Department of Health. A person can be tested by more than one laboratory and can have both positive and negative results. **Therefore, the sum of the numbers in each column will be larger than the total number of people tested.**

Reporting lab	Inconclusive	Negative	Positive	Percent positive	Total
LABORATORY CORPORATION OF AMERICA	1,202	737,942	105,164	12%	844,308
QUEST DIAGNOSTICS - TAMPA	5,988	699,454	102,128	13%	807,570
BIO REFERENCE LABORATORIES, INC	6,252	491,926	98,267	16%	596,445
GENETWORX	662	390,626	32,859	8%	424,147
REALTOX LABS LLC	2,698	221,865	39,572	15%	264,135
CURATIVE_LABS	3,664	235,161	24,929	9%	263,754
NORTHWEST LABORATORY	229	116,770	6,090	5%	123,089
ADVENT HEALTH LAB	112	101,300	14,099	12%	115,511
MEDICAL DIAGNOSTIC LABORATORIES	824	84,493	12,061	12%	97,378
ELABNETWORK	789	85,642	7,854	8%	94,285
KORVALABS, INC	1,065	85,561	4,276	5%	90,902
MAKO GENOMICS	3,680	59,140	11,281	15%	74,101
BIOCOLLECTIONS WORLDWIDE, INC	361	60,259	9,802	14%	70,422
MAYO CLINIC LABORATORIES	146	63,085	6,711	10%	69,942
MEMORIAL REGIONAL HOSPITAL SOUTH	20	50,006	12,849	20%	62,875
QUEST DIAGNOSTICS NICHOLS INSTITUTE, INC.	262	54,330	7,364	12%	61,956
BAYCARE LABORATORIES LLC	320	54,391	5,561	9%	60,272
BPHL-JACKSONVILLE	13	46,928	8,749	16%	55,690
SACRED HEART HOSPITAL LABORATORY	2	46,784	5,988	11%	52,774
ORLANDO REG MED CENTER CLINICAL LAB	469	44,145	5,655	11%	50,269
DIATHERIX LABORATORIES		40,303	5,865	13%	46,168
TAMPA GENERAL HOSPITAL	4	40,253	3,163	7%	43,420
UF PATHLABS	33	40,028	1,799	4%	41,860
TESTING MATTERS INC		36,788	5,048	12%	41,836
BPHL-MIAMI	214	33,023	7,572	19%	40,809
ARUP LABORATORIES		34,123	2,422	7%	36,545
VIRACOR-EUROFINS LABORATORIES		27,498	8,639	24%	36,137
JACKSON MEMORIAL HOSPITAL CLINICAL LAB	79	27,846	6,781	20%	34,706
BPHL-TAMPA (SPECTRUM BLVD)	45	26,496	4,523	15%	31,064
Florida_Hospital	38	25,775	3,876	13%	29,689
SHANDS AT THE UNIVERSITY OF FLORIDA	172	26,055	1,516	5%	27,743
AIT LABORATORIES		24,741	2,923	11%	27,664
LAKELAND REGIONAL MEDICAL CENTER	80	22,036	2,676	11%	24,792
SUNPATH MEDICAL DIAGNOSTICS LABORATORY	151	20,881	3,741	15%	24,773
ST VINCENT'S MEDICAL CENTER - RIVERSIDE	1	21,411	2,577	11%	23,989
RCA LABORATORY SERVICES, LLC		20,851	913	4%	21,764
CAPE CORAL HOSPITAL CLINICAL LABORATORY		16,439	2,987	15%	19,426
WALGREENS	11	16,312	2,714	14%	19,037
BROWARD GENERAL MEDICAL CENTER-CLINICAL LAB	2	14,629	2,022	12%	16,653
NIZNIK LAB CORP	346	11,156	5,039	30%	16,541
BAPTIST MEDICAL CENTER JACKSONVILLE	1	13,819	944	6%	14,764
SHANDS JACKSONVILLE MEDICAL CENTER INC	31	13,350	1,269	9%	14,650
BAPTIST HOSPITAL OF MIAMI CLINICAL LABORATORY	20	11,768	2,643	18%	14,431
STATLAB_MOBILE	1	12,414	1,109	8%	13,524
ADVENTHEALTH DAYTONA BEACH	21	11,893	982	8%	12,896
FLORIDA HOSPITAL - TAMPA	5	11,610	1,199	9%	12,814
CLEVELAND CLINIC HOSPITAL LAB	4	11,132	1,168	9%	12,304

COVID-19: testing by laboratory

Data through Aug 18, 2020 verified as of Aug 19, 2020 at 09:25 AM

Data in this report are provisional and subject to change.

The numbers in the table below represent the number of Florida and non-Florida residents for whom test results were received by the Department of Health. A person can be tested by more than one laboratory and can have both positive and negative results. **Therefore, the sum of the numbers in each column will be larger than the total number of people tested.**

Reporting lab	Inconclusive	Negative	Positive	Percent positive	Total
APPLIED INGENUITY DIAGNOSTICS LLC		11,486	771	6%	12,257
SARASOTA MEMORIAL HOSPITAL MAIN LAB	12	11,236	1,006	8%	12,254
NAPLES COMMUNITY HOSPITAL	25	10,664	1,269	11%	11,958
PALMETTO GENERAL HOSPITAL LAB	3	8,819	2,778	24%	11,600
ST JOSEPHS HOSPITAL LABORATORY	11	10,034	1,457	13%	11,502
AKESOGEN		9,800	1,633	14%	11,433
MOUNT SINAI MEDICAL CENTER	6	9,499	1,180	11%	10,685
IMPACT HEALTH BIOMETRIC TESTING, INC	109	9,382	1,101	10%	10,592
MILLENNIUM PHYSICIAN GROUP		8,825	1,759	17%	10,584
UNIVERSITY OF MIAMI HOSPITAL	9	8,419	1,642	16%	10,070
NICKLAUS CHILDREN'S HOSPITAL	32	7,909	1,988	20%	9,929
NORTH FLORIDA REGIONAL MEDICAL CENTER		8,752	1,009	10%	9,761
INTEGRATED REGIONAL LABORATORIES LLP		8,001	1,521	16%	9,522
ECCO LAB GROUP CO	271	6,835	2,233	24%	9,339
JFK MEDICAL CENTER LAB	1	7,828	1,506	16%	9,335
SAINT MARY'S MEDICAL CENTER	11	7,786	1,262	14%	9,059
BRANDON REGIONAL HOSPITAL		7,405	1,388	16%	8,793
QUEST NEW ENGLAND	35	7,701	995	11%	8,731
JUPITER MEDICAL CENTER LAB	39	7,589	1,043	12%	8,671
MORTON PLANT HOSPITAL-ADLER INSTITUTE	8	7,996	658	8%	8,662
SOUTH MIAMI HOSPITAL LAB	12	7,445	1,146	13%	8,603
TALLAHASSEE MEMORIAL HOSPITAL	23	7,623	776	9%	8,422
LABCORP BURLINGTON (LPP)	3	7,902	384	5%	8,289
WELLINGTON REGIONAL MED CTR LAB	3	6,681	1,112	14%	7,796
FLORIDA HOSPITAL WATERMAN LABORATORY	15	7,120	600	8%	7,735
INDIAN RIVER MEDICAL CENTER LAB		7,054	474	6%	7,528
PANCARE OF FLORIDA INC		6,762	483	7%	7,245
MEMORIAL REGIONAL HOSPITAL CLINICAL LABORATORY	8	6,599	520	7%	7,127
REAL DIAGNOSTICS	77	6,449	465	7%	6,991
LARKIN COMMUNITY HOSPITAL	10	5,720	1,094	16%	6,824
HOMESTEAD HOSPITAL CLINICAL LABORATORY	12	4,929	1,473	23%	6,414
BAPTIST HOSPITAL OF MIAMI MOLECULAR DIAGNOSTICS	55	5,454	832	13%	6,341
LARKIN COMMUNITY HOSPITAL INC DBA CARDIOTROPIC		3,226	3,096	49%	6,322
AEGIS SCIENCES CORPORATION	27	5,757	521	8%	6,305
DELRAY MEDICAL CENTER	2	5,549	716	11%	6,267
LEESBURG REGIONAL MEDICAL CENTER		5,548	669	11%	6,217
ARNOLD PALMER MEDICAL CENTER CLINICAL LAB		6,006	207	3%	6,213
MEMORIAL HOSPITAL JACKSONVILLE	8	4,795	1,273	21%	6,076
Lee Memorial Hospital		4,805	1,233	20%	6,038
ST ANTHONY'S HOSPITAL LAB	10	5,215	708	12%	5,933
OSCEOLA REGIONAL MEDICAL CENTER	1	4,942	982	17%	5,925
WEST KENDALL BAPTIST HOSPITAL LABORATORY	4	4,598	1,279	22%	5,881
WINTER HAVEN HOSPITAL CLINICAL LABORATORY	1	4,840	933	16%	5,774
QUEST DIAGNOSTICS INFECTIOUS DISEASE INC	31	4,199	1,318	24%	5,548

COVID-19: testing by laboratory

Data through Aug 18, 2020 verified as of Aug 19, 2020 at 09:25 AM

Data in this report are provisional and subject to change.

The numbers in the table below represent the number of Florida and non-Florida residents for whom test results were received by the Department of Health. A person can be tested by more than one laboratory and can have both positive and negative results. **Therefore, the sum of the numbers in each column will be larger than the total number of people tested.**

Reporting lab	Inconclusive	Negative	Positive	Percent positive	Total
LAWNWOOD REGIONAL MEDICAL CENTER	1	4,479	880	16%	5,360
GOOD SAMARITAN MEDICAL CENTER LAB	1	4,447	888	17%	5,336
ST JOSEPHS HOSPITAL	7	4,571	692	13%	5,270
QUEST DIAGNOSTICS - WEST HILLS	19	5,041	201	4%	5,261
BAPTIST MEDICAL CENTER SOUTH		4,820	379	7%	5,199
ORANGE PARK MEDICAL CENTER	9	4,021	1,093	21%	5,123
MEASE COUNTRYSIDE LAB	1	4,604	508	10%	5,113
MARTIN HOSPITAL SOUTH LAB		4,758	279	6%	5,037
GULF COAST MEDICAL CENTER MICROLAB		3,705	1,253	25%	4,958
AMERICAN HEALTH ASSOCIATES	7	3,647	1,122	23%	4,776
HALIFAX MEDICAL CENTER LAB	17	4,005	670	14%	4,692
RUTGERS CLINICAL GENOMICS LABORATORY	10	4,477	190	4%	4,677
QUEST DIAGNOSTICS NICHOLS INSTITUTE - SJC (ELR)	21	3,985	652	14%	4,658
WEST FLORIDA HOSPITAL LAB		3,557	994	22%	4,551
BETHESDA HOSPITAL EAST		3,989	552	12%	4,541
BAPTIST HOSPITAL LABORATORY	4	3,783	746	16%	4,533
FLORIDA HOSPITAL HEARTLAND MED CTR CLINICAL LAB	1	4,057	470	10%	4,528
WESTSIDE REGIONAL MED CTR	2	3,550	890	20%	4,442
WEST BOCA MEDICAL CENTER LAB		3,904	472	11%	4,376
MANATEE MEMORIAL HOSPITAL		3,900	469	11%	4,369
CORAL GABLES HOSPITAL CLINICAL LABORATORY		3,278	1,029	24%	4,307
FLORIDA HOSPITAL WESLEY CHAPEL	1	3,889	372	9%	4,262
BIOCERNA LABS	193	3,096	836	20%	4,125
OAK HILL HOSPITAL		3,632	486	12%	4,118
LARGO MEDICAL CENTER		3,564	552	13%	4,116
NCH NORTH NAPLES HOSPITAL LAB	4	3,531	571	14%	4,106
AVENTURA HOSPITAL LAB		3,018	1,070	26%	4,088
MERCY HOSPITAL A CAMPUS OF PLANTATION GEN HOSP LAB	1	2,989	1,098	27%	4,088
PALM BEACH GARDENS MEDICAL CTR LAB		3,670	407	10%	4,077
NORTHWEST MEDICAL CENTER	1	3,088	953	24%	4,042
HEALTH PARK MEDICAL CENTER CLINICAL LAB		3,232	784	20%	4,016
DOCTORS HOSPITAL	2	3,166	844	21%	4,012
BOSTON HEART DIAGNOSTICS CORP		3,434	548	14%	3,982
MEMORIAL HOSPITAL WEST LABORATORY SERVICES	12	3,531	407	10%	3,950
THE VILLAGES REGIONAL HOSPITAL		3,533	295	8%	3,828
PATIENTS FIRST LAKE ELLA MEDICAL CENTER PA		2,921	888	23%	3,809
PALMS WEST HOSPITAL LAB	2	2,972	828	22%	3,802
DRS CLACK SPENCER WHITE & MCCORMACK PA D/B/A		3,252	536	14%	3,788
CORAL SPRINGS MED CTR		3,356	426	11%	3,782
BROWARD HEALTH NORTH CLINICAL LABORATORY		3,229	548	15%	3,777
Capital Regional Medical Ctr		3,024	752	20%	3,776
ABL MEDICAL CARE LLC		3,278	483	13%	3,761
NORTH SHORE MEDICAL CENTER		2,915	840	22%	3,755
FLORIDA HOSPITAL ZEPHYRHILLS		3,405	282	8%	3,687
BLAKE MEDICAL CENTER		3,010	676	18%	3,686

COVID-19: testing by laboratory

Data through Aug 18, 2020 verified as of Aug 19, 2020 at 09:25 AM

Data in this report are provisional and subject to change.

The numbers in the table below represent the number of Florida and non-Florida residents for whom test results were received by the Department of Health. A person can be tested by more than one laboratory and can have both positive and negative results. **Therefore, the sum of the numbers in each column will be larger than the total number of people tested.**

Reporting lab	Inconclusive	Negative	Positive	Percent positive	Total
MOFFITT CANCER CENTER	5	3,604	46	1%	3,655
FLORIDA HOSPITAL FLAGLER	2	3,385	241	7%	3,628
FLORIDA MEDICAL CENTER - A CAMPUS OF NORTH SHORE	2	3,013	578	16%	3,593
FLORIDA HOSPITAL DELAND	6	2,864	592	17%	3,462
NEW YORK STATE ELR - SUNRISE MEDICAL LABORATORIES		3,288	77	2%	3,365
QUEST DIAGNOSTICS	3	2,988	339	10%	3,330
CLEVELAND CLINIC MARTIN SOUTH HOSPITAL		3,022	307	9%	3,329
PLANTATION GENERAL HOSPITAL		2,449	854	26%	3,303
REGIONAL MEDCIAL CENTER BAYONET POINT	2	3,024	276	8%	3,302
CARDIOTROPIC LABS	81	2,520	680	21%	3,281
FLORIDA HOSPITAL OF CARROLLWOOD		2,792	480	15%	3,272
BAYFRONT MEDICAL CENTER	12	2,415	831	26%	3,258
NEMOURS CHILDRENS HOSPITAL		3,106	80	3%	3,186
MEDICAL CENTER OF TRINITY CLINICAL LABORATORY		2,629	445	14%	3,074
NORTHSIDE HOSPITAL AND HEART INSTITUTE		2,636	428	14%	3,064
EXACT SCIENCES LABORATORIES		2,717	278	9%	2,995
INFORM DIAGNOSTICS, INC		2,806	170	6%	2,976
LAKE CITY MEDICAL CENTER		2,230	733	25%	2,963
OCALA REGIONAL MEDICAL CENTER		2,566	372	13%	2,938
BAPTIST MEDICAL CENTER - BEACHES		2,681	193	7%	2,874
MORTON PLANT-MEASE	1	2,617	208	7%	2,826
DR. P. PHILLIPS HOSPITAL		2,702	108	4%	2,810
ST JOSEPHS NORTH HOSPITAL LAB		2,462	315	11%	2,777
CENTRAL FLORIDA REGIONAL HOSPITAL		2,356	377	14%	2,733
GULF COAST MEDICAL CENTER LAB		2,126	603	22%	2,729
IMPERIAL POINT MEDICAL CENTER		2,458	267	10%	2,725
LAKEWOOD RANCH MEDICAL CENTER		2,413	258	10%	2,671
FULGENT DIAGNOSTICS	74	2,357	171	7%	2,602
LEON MEDICAL CENTERS LLC		1,995	573	22%	2,568
ST LUCIE MEDICAL CENTER		2,007	511	20%	2,518
SOUTH FLORIDA BAPTIST HOSPITAL MICRO	1	2,071	381	16%	2,453
POINCIANA MEDICAL CENTER		1,758	675	28%	2,433
SOUTH LAKE HOSPITAL		2,324	103	4%	2,427
PHYSICIANS REGIONAL MEDICAL CENTER - PINE RIDGE RD		1,893	436	19%	2,329
MEDCOMP SCIENCES LLC	28	1,294	956	42%	2,278
WESTCHESTER HOSPITAL	16	1,853	402	18%	2,271
NIGHT LITE PEDIATRICS	1	1,722	532	24%	2,255
ALL CHILDREN'S HOSPITAL LAB		2,078	174	8%	2,252
BAPTIST MEDICAL CENTER - NASSAU		2,129	112	5%	2,241
UHEALTH CORAL GABLES/LENNAR MED CTR		2,120	113	5%	2,233
VISTA CLINICAL		1,155	1,074	48%	2,229
WEST MARION COMMUINITY HOSPITAL LAB		1,950	253	11%	2,203
UNIVERSITY HOSPITAL AND MEDICAL CENTER		1,596	588	27%	2,184
FLORIDA HOSPITAL NORTH PINELLAS	5	1,997	158	7%	2,160
QUEST DIAGNOSTICS - ATLANTA	4	1,874	243	11%	2,121
SOUTH SEMINOLE HOSPITAL LABORATORY		2,026	84	4%	2,110
WEST PALM HOSPITAL LAB		1,769	317	15%	2,086

COVID-19: testing by laboratory

Data through Aug 18, 2020 verified as of Aug 19, 2020 at 09:25 AM

Data in this report are provisional and subject to change.

The numbers in the table below represent the number of Florida and non-Florida residents for whom test results were received by the Department of Health. A person can be tested by more than one laboratory and can have both positive and negative results. **Therefore, the sum of the numbers in each column will be larger than the total number of people tested.**

Reporting lab	Inconclusive	Negative	Positive	Percent positive	Total
FLORIDA HOSPITAL FISH MEMORIAL	1	1,667	311	16%	1,979
MEMORIAL HOSPITAL MICRO		1,726	211	11%	1,937
ST PETERSBURG GENERAL HOSPITAL		1,447	483	25%	1,930
ACCESS MEDICAL LABORATORIES		1,040	863	45%	1,903
HIALEAH HOSPITAL	4	1,426	439	23%	1,869
MEMORIAL HOSPITAL- MIRAMAR	10	1,696	148	8%	1,854
MEASE DUNEDIN HOSPITAL	4	1,628	178	10%	1,810
QUEST DIAGNOSTICS LENEXA	14	1,642	142	8%	1,798
BAPTIST NORTH EMERGENCY CENTER		1,313	482	27%	1,795
FORT WALTON BEACH MEDICAL CENTER		1,507	270	15%	1,777
CITRUS MEMORIAL HOSPITAL LABORATORY		1,653	107	6%	1,760
WALGREEN CO	2	1,484	187	11%	1,673
ANNE BATES LEACH EYE HOSPITAL/ ABLEH MICROBIOLOGY LABORATORY		1,621	39	2%	1,660
LEE HEALTH COCONUT POINT CLINICAL LAB	1	1,331	323	20%	1,655
ADVENTHEALTH OCALA LABORATORY		1,399	254	15%	1,653
OVIEDO MEDICAL CENTER		1,380	263	16%	1,643
MEMORIAL HOSPITAL PEMBROKE	3	1,388	198	12%	1,589
DOCTORS HOSPITAL OF SARASOTA CLINICAL LABORATORY		1,399	169	11%	1,568
OPTEO LABORATORY		1,505	29	2%	1,534
NONA SCIENTIFIC	1	1,206	296	20%	1,503
PALMS OF PASADENA HOSPITAL		1,281	217	14%	1,498
RAULERSON HOSPITAL		1,227	267	18%	1,494
HEALTHQUEST ESOTERICS		784	661	46%	1,445
CLEVELAND CLINIC TRADITION HOSPITAL		1,267	168	12%	1,435
SOUTH BAY HOSPITAL MICRO		1,128	230	17%	1,358
PUTNAM COMMUNITY MEDICAL CENTER		1,165	191	14%	1,356
ST VINCENT'S MEDICAL CENTER - SOUTHSIDE		1,307	27	2%	1,334
LOWER KEYS MEDICAL CENTER		1,202	128	10%	1,330
P4 CLINICAL, LLC	20	1,127	179	13%	1,326
PHYSICIANS REGIONAL MEDICAL CENTER - COLLIER BLVD	1	1,016	297	23%	1,314
BETHESDA HOSPITAL WEST		1,139	141	11%	1,280
CLEVELAND CLINIC MARTIN NORTH HOSPITAL		1,103	171	13%	1,274
BARTOW REGIONAL MEDICAL CENTER	1	1,084	181	14%	1,266
QUEST DIAGNOSTICS - MIRAMAR	6	335	922	73%	1,263
TWIN CITIES HOSPITAL		1,116	113	9%	1,229
CLINICORE		1,112	91	8%	1,203
SYNERGY LABORATORIES	3	1,091	91	8%	1,185
BMCT Molecular Diagnostics Subsection		951	226	19%	1,177
LAKESIDE MEDICAL CENTER		755	334	31%	1,089
PWN HEALTH	4	738	332	31%	1,074
SACRED HEART-EMERALD COAST		892	170	16%	1,062
HIGHLANDS REGIONAL MEDICAL CENTER		878	176	17%	1,054
GULF BREEZE HOSPITAL LAB	1	903	133	13%	1,037
QUEST DIAGNOSTICS WOOD DALE	2	939	75	7%	1,016
VIKOR SCIENTIFIC	2	605	405	40%	1,012
ORLANDO VA MEDICAL CENTER		854	125	13%	979
LMHS		901	75	8%	976

COVID-19: testing by laboratory

Data through Aug 18, 2020 verified as of Aug 19, 2020 at 09:25 AM

Data in this report are provisional and subject to change.

The numbers in the table below represent the number of Florida and non-Florida residents for whom test results were received by the Department of Health. A person can be tested by more than one laboratory and can have both positive and negative results. **Therefore, the sum of the numbers in each column will be larger than the total number of people tested.**

Reporting lab	Inconclusive	Negative	Positive	Percent positive	Total
AVECINA MEDICAL OAKLEAF		528	370	41%	898
PATIENTS CHOICE LABORATORIES		453	441	49%	894
ENGLEWOOD COMMUNITY HOSPITAL		815	73	8%	888
UNIVERSITY OF MIAMI HOSPITAL & CLINICS	2	826	54	6%	882
UHEALTH DEERFIELD BEACH/UMSYLVESTER DEERFIELD BEACH LABORATORY	2	816	40	5%	858
BAPTIST EMERGENCY CENTER OAKLEAF		697	154	18%	851
FLORIDA HOSPITAL ORLANDO		745	73	9%	818
MARINERS HOSPITAL		716	93	11%	809
WALGREENS OAKLAND PARK	2	711	88	11%	801
ST VINCENTS CLAY COUNTY		775	24	3%	799
ACCESSDX	6	411	378	48%	795
BAPTIST HEALTH EMERGENCY CENTER COUNTRY WALK		618	144	19%	762
PATHNOSTICS		81	677	89%	758
AVENTUS BIOLABS	1	382	365	49%	748
BAPTIST EMERGENCY CENTER CLAY		632	97	13%	729
CAPSTONE HEALTHCARE		438	237	35%	675
JACKSON HOSPITAL CLINICAL LABORATORY		543	84	13%	627
ADVANCE MEDICAL OF NAPLES			615	100%	615
NONE		281	325	54%	606
PATIENTS FIRST - MAHAN DRIVE		164	427	72%	591
LABCORP RTP	2	58	531	90%	591
LAB24 INC	1		580	100%	581
TAMPA COMMUNITY HOSPITAL		405	170	30%	575
VAMC ORLANDO		296	276	48%	572
BARDMOOR LABORATORY	1	499	69	12%	569
LABCORP	1	260	307	54%	568
MINUTECLINIC LLC #3703		502	65	11%	567
NCH HEALTHCARE SYSTEM MICROBIOLOGY LAB		1	552	100%	553
DESOTO MEMORIAL HOSPITAL CLINICAL LABORATORY	3	430	118	21%	551
EGLIN AIRFORCE BASE LAB		478	68	12%	546
FLORIDA LABORATORY ANALYSIS		339	205	38%	544
LEE MEMORIAL HOSPITAL LAB			540	100%	540
NCH NORTHEAST	1	348	183	34%	532
Assurance Scientific Laboratories		410	120	23%	530
AVERO DIAGNOSTICS - IRVING		446	77	15%	523
QUEST	3	129	382	74%	514
HOLIDAY CVS LLC		508	5	1%	513
QUEST DIAGNOSTICS - IRVING	10	325	178	35%	513
INGENIOUS PERSONALIZED MEDICINE	3	377	133	26%	513
AVECINA MEDICAL SOUTHSIDE		261	219	46%	480
HOLY CROSS HOSPITAL LABORATORY			471	100%	471
SOUTHEAST ALABAMA MEDICAL CENT		418	43	9%	461
PHYSICIANS STAT LAB		136	317	70%	453
LUMINUS DIAGNOSTICS		307	145	32%	452
PANCARE OF FLORIDA, INC			442	100%	442
ORLANDO VETERANS AFFAIRS MEDICAL CENTER		112	289	72%	401
MAVERICK LABS		277	116	30%	393

COVID-19: testing by laboratory

Data through Aug 18, 2020 verified as of Aug 19, 2020 at 09:25 AM

Data in this report are provisional and subject to change.

The numbers in the table below represent the number of Florida and non-Florida residents for whom test results were received by the Department of Health. A person can be tested by more than one laboratory and can have both positive and negative results. **Therefore, the sum of the numbers in each column will be larger than the total number of people tested.**

Reporting lab	Inconclusive	Negative	Positive	Percent positive	Total
NEW YORK STATE ELR - NORTH SHORE LONG ISLAND JEWISH HEALTH		364	23	6%	387
UNITED CLINICAL LABORATORY LLC		4	378	99%	382
QUEST DIAGNOSTICS NICHOLS INSTITUTE	5	353	17	5%	375
DYNIX DIAGNOSTICS		192	179	48%	371
NEW YORK STATE ELR - NYU HOSPITALS CENTER CLINICAL LABORATORIES		350	12	3%	362
CLARITY LABS		303	49	14%	352
ATLANTIS URGENT CARE		272	79	23%	351
INFORM DIAGNOSTICS		349	2	1%	351
MEMORIAL PEMBROKE 24/7 CARE CENTER		257	92	26%	349
ASSOCIATED PATHOLOGISTS, LLC		286	61	18%	347
UAB HIGHLANDS LABORATORY		339	3	1%	342
LAB CORP	1	129	209	62%	339
MEDARBOR DIAGNOSTICS		1	337	100%	338
NEW YORK STATE ELR - LENCO MEDICAL LABORATORY		322	13	4%	335
NORTH FLORIDA PEDIATRICS-TALLAHASSEE		305	24	7%	329
MARTIN MEMORIAL LABORATORY AT ST LUCIE WEST		279	47	14%	326
DAVITA LABS		290	26	8%	316
ECCOLAB GROUP	1	75	237	76%	313
NEW YORK STATE ELR - DEPARTMENT OF CLINICAL LABS		301	5	2%	306
JAY HOSPITAL CLINICAL LABORATORY		228	77	25%	305
TALLAHASSEE PRIMARY CARE ASSOCIATES		274	9	3%	283
CORE DIAGNOSTIC LABORATORIES LLC		219	64	23%	283
AVECINA MEDICAL JULINGTON		129	133	51%	262
ARCPOINT LABS - FORT MYERS		191	68	26%	259
VETERANS AFFAIRS MEDICAL CENTER LAB		9	248	96%	257
LABCORP TAMPA	1	28	226	89%	255
NITE LITE PEDIATRICS		164	91	36%	255
THERADOC		150	104	41%	254
GENESIS REFERENCE LABORATORIES		1	251	100%	252
SANFORD REFERENCE LAB		244	8	3%	252
FLO-MEDILAB SERVICES		81	168	67%	249
EXPRESS GENE MOLECULAR DIAGNOSTIC LABORATORY		2	246	99%	248
SANTA ROSA MEDICAL CENTER		77	170	69%	247
ADVENT HEALTH CENTRA CARE: WATERFORD LAKES		205	41	17%	246
NCF DIAGNOSTICS & DNA TECHNOLOGIES	10	14	221	90%	245
PHAROS HEALTH		133	109	45%	242
BAPTIST MD ANDERSON CANCER CENTER		240	1	0%	241
SUNRISE MEDICAL LABORATORIES		176	60	25%	236
WALGREENS ORLANDO		209	22	10%	231
TENNESSEE DOH - NASHVILLE	2	205	22	10%	229
FLAGLER HOSPITAL	4	18	207	90%	229
ASCEND CLINICAL		224	4	2%	228
SMA SPECIALITY MEDICAL LAB		61	157	72%	218
UNKNOWN		16	201	93%	217
MEDSCAN LABORATORY INC		136	80	37%	216
HOLIDAY CVS LLC DBA CVSPHARMACY #5155		212	2	1%	214
BIOCERNA LLC	8	154	51	24%	213

COVID-19: testing by laboratory

Data through Aug 18, 2020 verified as of Aug 19, 2020 at 09:25 AM

Data in this report are provisional and subject to change.

The numbers in the table below represent the number of Florida and non-Florida residents for whom test results were received by the Department of Health. A person can be tested by more than one laboratory and can have both positive and negative results. **Therefore, the sum of the numbers in each column will be larger than the total number of people tested.**

Reporting lab	Inconclusive	Negative	Positive	Percent positive	Total
HOLMES REGIONAL MEDICAL CENTER		3	208	99%	211
HENDRY REGIONAL MEDICAL CENTER		2	204	99%	206
ST CLOUD REGIONAL MEDICAL CENTER		126	80	39%	206
MARTIN MEMORIAL MEDICAL CENTER LAB		99	103	51%	202
VAMC WEST PALM LAB		5	196	98%	201
ADVENTHEALTH LAB			201	100%	201
PREMIER MEDICAL LABORATORY SERVICES		1	193	99%	194
JAMES A. HALEY VETERANS MICRO LAB			194	100%	194
TEMPUS CLINICAL LABORATORY	1	170	21	11%	192
EUROFINS NTD, LLC		164	27	14%	191
AMELIA URGENT CARE		76	114	60%	190
PATHGROUP LABS LLC		90	97	52%	187
BAY PINES VAMC CLINICAL LABORATORY		4	178	98%	182
NCH HEALTHCARE BONITA		119	62	34%	181
BAYA URGENT CARE		3	176	98%	179
MOLECULAR INFECTIOUS DISEASES		175	4	2%	179
FLORIDA WOMAN CARE LABORATORY LLC		155	23	13%	178
LABTECH DIAGNOSTIC		87	91	51%	178
HOLIDAY CVS LLC DBA CVS PHARMACY #5154		171	5	3%	176
QUALITOX LABORATORIES		96	80	45%	176
NEW YORK STATE ELR - NEW YORK PRESBYTERIAN HOSPITAL CUMC CLINICAL		162	13	7%	175
GENESIS MEDICAL LABORATORY MIAMI FL.		78	93	54%	171
NEW YORK STATE ELR - MOUNT SINAI LABORATORY		154	8	5%	162
FLORIDA HOSPITAL WAUCHULA		88	73	45%	161
WUESTHOFF REF LABORATORY			159	100%	159
NEW YORK STATE ELR - NEW YORK HOSPITAL LABORATORIES	1	152	6	4%	159
MICROGEN DX		29	128	82%	157
ADVENT HEALTH -TAMPA		74	82	53%	156
C.W. BILL YOUNG VA MEDICAL CENTER		4	152	97%	156
CENTRA CARE		22	134	86%	156
UAB UNIVERSITY OF ALABAMA HOSPITAL LAB		147	6	4%	153
STEWART REFERENCE LABORATORY		46	107	70%	153
BAYCARE HEALTH SYSTEM		1	151	99%	152
BUREAU OF CLINICAL LABORATORIES		124	24	16%	148
GESSLER CLINIC			144	100%	144
ASAP LAB LLC		90	52	37%	142
NEO GENOMICS - FORT MYERS	1	136	4	3%	141
ACUTIS DIAGNOSTICS	1	107	30	22%	138
IRL MARKET LAB ALACHUA		103	31	23%	134
INTEGRATED REGIONAL LABORATORIES		119	12	9%	131
MEMPHIS PATHOLOGY LABORATORY	1	124	5	4%	130
AMERICAN PATHOLOGY PARTNERS		128	1	1%	129
BMHSI-AEL MICROBIOLOGY LABORATORY	2	102	24	19%	128
ST JUDE CHILDREN'S RESEARCH HOSPITAL		115	11	9%	126
SCIONLAB SERVICES LLC		118	8	6%	126
SACRED HEART HOSPITAL ON THE GULF		72	53	42%	125
FLORIDA HOSPITAL HEARTLAND MED CTR LAKE PLACID		84	40	32%	124

COVID-19: testing by laboratory

Data through Aug 18, 2020 verified as of Aug 19, 2020 at 09:25 AM

Data in this report are provisional and subject to change.

The numbers in the table below represent the number of Florida and non-Florida residents for whom test results were received by the Department of Health. A person can be tested by more than one laboratory and can have both positive and negative results. **Therefore, the sum of the numbers in each column will be larger than the total number of people tested.**

Reporting lab	Inconclusive	Negative	Positive	Percent positive	Total
LEHIGH REGIONAL MEDICAL CENTER LAB		106	17	14%	123
VAMC BAY PINES		1	118	99%	119
NEW YORK STATE ELR - ENZO CLINICAL LABS INC		117	1	1%	118
EMERGENCY PHYSICIANS MEDICAL CENTER			117	100%	117
US BIOTEK LABORATORIES		52	64	55%	116
PALM BEACH COUNTY HEALTH DEPT LAB		113	2	2%	115
BIOREFERENCE LABORATORIES		36	79	69%	115
FAST TRACK URGENT CARE CENTER - CARROLLWOOD			115	100%	115
ARCPOINT LABS OF WEST PALM BEACH			113	100%	113
FAST TRACK URGENT CARE CENTER		1	111	99%	112
ALLIED HEALTH FORT PIERCE		112			112
LABSTAT		2	109	98%	111
ROSEN MEDICAL CENTER		97	13	12%	110
LEON MEDICAL CENTER		7	103	94%	110
TOM LEE COMMUNITY HEALTH CENTER		6	104	95%	110
MEDICAL DIAGNOSTICS LABORATORIES,INC		18	91	83%	109
MACDILL AFB HOSPITAL		94	14	13%	108
UR MEDICINE LABS- CENTRAL LABORATORY		106	2	2%	108
MILLENNIUM LAB SERVICES			107	100%	107
SPARROW HEALTHCARE	2	1	103	97%	106
CLARITY LAB SOLUTIONS		74	25	25%	99
HEALTH FIRST-HOLMES REGIONAL			99	100%	99
VAMC GAINESVILLE		2	94	98%	96
BAPTIST HEALTH SOUTH FLORIDA		4	92	96%	96
PRIVA PATH LABS			95	100%	95
VAMC LAKE CITY		51	44	46%	95
BOCA BIOLISTICS REFERENCE LABORATORY		74	21	22%	95
BAYFRONT HEALTH BROOKSVILLE			95	100%	95
DIAGNOSTIC SOLUTIONS		3	91	97%	94
FLORIDA COMMUNITY HEALTH CENTERS INC			93	100%	93
USAFSAM/PHE		23	69	75%	92
ARCPOINT LABS OF TAMPA		56	35	38%	91
CENTRACARE		2	87	98%	89
GENETWORKX		15	73	83%	88
ADVENTHEALTH CENTRA CARE OVIEDO		29	58	67%	87
PACIFIC ANALYTICS			85	100%	85
MID-FLORIDA PATHOLOGY		54	30	36%	84
STAGEZERO LIFE SCIENCES INC		70	11	14%	81
GARCIA CLINICAL LABORATORY		1	79	99%	80
AVERO DIAGNOSTICS		53	24	31%	77
FLORIDA MEDICAL CLINIC		46	29	39%	75
NAVAL HOSPITAL - JACKSONVILLE		1	73	99%	74
SOLARIS DIAGNOSTICS		4	69	95%	73
MAYO CLINIC LABS - ROCHESTER MAIN CAMPUS		71	1	1%	72
AMELIA EXPRESS CARE		5	67	93%	72
AMERICAN RESEARCH LABS		4	67	94%	71
HOLY CROSS HOSPITAL		1	70	99%	71

COVID-19: testing by laboratory

Data through Aug 18, 2020 verified as of Aug 19, 2020 at 09:25 AM

Data in this report are provisional and subject to change.

The numbers in the table below represent the number of Florida and non-Florida residents for whom test results were received by the Department of Health. A person can be tested by more than one laboratory and can have both positive and negative results. **Therefore, the sum of the numbers in each column will be larger than the total number of people tested.**

Reporting lab	Inconclusive	Negative	Positive	Percent positive	Total
FULGENT GENETICS	1	46	23	33%	70
CENTRAL FLORIDA HEALTH CARE		46	24	34%	70
Highlands Regional Hospital		63	6	9%	69
QPS, LLC		67	1	1%	68
DYNAMIC MEDICAL USA			67	100%	67
NEW PLANT CITY FAMILY CARE	1	18	48	72%	67
AEL- MEMPHIS		17	50	75%	67
HOSPITAL FOR SPECIAL SURGERY		65	1	2%	66
NXGEN MDX LLC		50	15	23%	65
FLORIDA CLINICAL LABORATORY-BIOREFERENCE LABORATORIES		15	50	77%	65
FISHERMENS HOSPITAL CLINICAL LAB		62	2	3%	64
ADVENT HEALTH CENTRA CARE LONGWOOD		9	55	86%	64
MORTON PLANT HOSPITAL			63	100%	63
DAVITA LABORATORY SERVICES		48	14	23%	62
CURATIVE LABS		2	59	97%	61
NIGHT LITE PEDIATRICS URGENT CARE		26	34	57%	60
REFUAH HEALTH CENTER LABORATORY		59			59
GENE BY GENE			59	100%	59
MORTON PLANT HOSPITAL/LAB		1	58	98%	59
HEALTHLINK DIAGNOSTIC LABORATORIES		1	57	98%	58
FINLAY CLINICAL LABORATORY		24	34	59%	58
NAVY HOSPITAL			57	100%	57
USA HEALTH UNIVERSITY HOSPITAL CLINICAL LABORATORY		56	1	2%	57
AMMON LABS		47	10	18%	57
NEW YORK STATE ELR - WADSWORTH HEALTH CENTER		52	3	5%	55
VA MEDICAL CENTER		7	48	87%	55
BROWARD HEALTH MEDICAL CENTER		1	53	98%	54
AVELLINO LAB USA, INC		52	2	4%	54
EXACT SCIENCES LABORATORIES, LLC		10	44	81%	54
LABCORP BIRMINGHAM	1	5	48	89%	54
ACCU REFERENCE MEDICAL LAB			53	100%	53
SEBASTIAN RIVER MEDICAL CENTER		20	32	62%	52
AURORA DIAGNOSTICS BERNHARDT LABORATORIES PATHOLOGY SERVICE		50	2	4%	52
THE CENTER FOR URGENT CARE		22	30	58%	52
PROVIDENCE HOSPITAL LABORATORY		49	2	4%	51
SARASOTA CO. HEALTH DEPT # 58		40	11	22%	51
LABORATORY CORP OF AMERICA	1	24	25	50%	50
NEW YORK STATE ELR - EMPIRECITY LABORATORIES		42	8	16%	50
ALLSOUTH URGENT CARE			50	100%	50
BAYCARE LAB		1	49	98%	50
P4 DIAGNOSTIX LABORATORY NETWORK		1	48	98%	49
CLINICAL REFERENCE LABORATORY		45	4	8%	49
SHORELINE PHYSICIAN GROUP			49	100%	49
ARTHREX MEDICAL CENTER		28	21	43%	49
MILLENIUM PHYSICIANS GROUP			49	100%	49
INTEGRITY LABORATORIES			49	100%	49
HURLBURT FIELD CLINIC		23	25	52%	48

COVID-19: testing by laboratory

Data through Aug 18, 2020 verified as of Aug 19, 2020 at 09:25 AM

Data in this report are provisional and subject to change.

The numbers in the table below represent the number of Florida and non-Florida residents for whom test results were received by the Department of Health. A person can be tested by more than one laboratory and can have both positive and negative results. **Therefore, the sum of the numbers in each column will be larger than the total number of people tested.**

Reporting lab	Inconclusive	Negative	Positive	Percent positive	Total
OPTUM LABS LLC		2	46	96%	48
GULF COAST MOLECULAR LABORATORIES		14	34	71%	48
Quest Diag Unspecfd		20	27	57%	47
H LEE MOFFITT CANCER CENTER MICRO		46			46
VHA PUBLIC HEALTH REFERENCE LABORATORY- PALO ALTO		27	19	41%	46
325TH MEDICAL GROUP			46	100%	46
ADVENT HEALTH CENTRA CARE		10	35	78%	45
JEFFERY WEINZWEIG		1	44	98%	45
LABORATORY SPECIALISTS OF MICHIGAN		1	44	98%	45
NORTH FLORIDA/SOUTH GEORGA VETERANS HEALTH SYSTEM			44	100%	44
EAST MANATEE FAMILY	1		43	98%	44
QUEST TAMPA (NEW YORK ELR)		34	10	23%	44
DOCTOR'S MEMORIAL HOSPITAL		3	41	93%	44
FAWCETT MEMORIAL HOSPITAL-LAB		1	43	98%	44
NXGEN MDX		18	25	58%	43
LAB CORP TAMPA			43	100%	43
ANGEL KIDS PEDIATRICS		32	11	26%	43
BALDWIN PEDIATRICS		37	6	14%	43
BAYFRONT HEALTH ER PINELLAS PARK		19	24	56%	43
QUEST DIAGNOSTICS-N ST PETERSBURG-5TH			43	100%	43
SELECT LABORATORIES MARION COUNTY, LLC.			42	100%	42
TRADITION MEDICAL CENTER LABORATORY		18	23	56%	41
LAB CORP RTP	1	2	38	93%	41
NEW YORK STATE ELR - MONTEFIORE MEDICAL CENTER LABORATORIES - MOSES		34	7	17%	41
DEPARTMENT OF VETERANS AFFAIRS JAMES A. HALEY VETERANS HOSPITAL			41	100%	41
NORTH FLORIDA PEDIATRICS-LAKE CITY			41	100%	41
UNKNOWN - BAD FACILITY CODE		4	37	90%	41
CBS LABORATORY		1	40	98%	41
APP-UNIPATH, LLC		40	1	2%	41
FLORIDA HOSPITAL NEW SMYRNA		4	37	90%	41
RCA LABORATORY SERVICES -- NEW YORK ELR		10	30	75%	40
CENTRA CARE -- WATERFORD LAKES		6	34	85%	40
MIAMI VA HEALTHCARE SYSTEM			40	100%	40
BLOCK, NATION, CHASE, AND SMOLEN FAMILY MEDICINE		22	18	45%	40
EGLIN REGIONAL MEDICAL CENTER		4	36	90%	40
BAY MEDICAL CENTER SACRED HEART HEALTH SYSTEM		17	23	58%	40
SMA SPECIALTY MEDICAL LAB		1	39	98%	40
NEW YORK STATE ELR - KALEIDA HEALTH CENTER FOR LABORATORY		35	4	10%	39
SARAPATH DIAGNOSTICS			39	100%	39
URGENT CARE CURE		19	20	51%	39
MOBILE INFIRMARY MED CENTER PATH LAB		33	5	13%	38
MY CLINICAL LAB			37	100%	37
COASTAL MED URGENT CARE			37	100%	37
ST VINCENT'S BIRMINGHAM LABORATORY		35	1	3%	36
QUEST INFECTIOUS DISEASE	1	31	4	11%	36
CAREMOUNT MEDICAL - PATHOLOGY		36			36
HEALTH FIRST-PALM BAY		1	35	97%	36

COVID-19: testing by laboratory

Data through Aug 18, 2020 verified as of Aug 19, 2020 at 09:25 AM

Data in this report are provisional and subject to change.

The numbers in the table below represent the number of Florida and non-Florida residents for whom test results were received by the Department of Health. A person can be tested by more than one laboratory and can have both positive and negative results. **Therefore, the sum of the numbers in each column will be larger than the total number of people tested.**

Reporting lab	Inconclusive	Negative	Positive	Percent positive	Total
GENPATH			35	100%	35
IRL		4	31	89%	35
CAPITAL REGIONAL MEDICAL CENTER		2	33	94%	35
LAB PLUS, LLC AT SAINT THOMAS WEST HOSPITAL		26	9	26%	35
ST. CLOUD MEDICAL GROUP		35			35
GENESIS DIAGNOSTICS			34	100%	34
ADVENTHEALTH CENTRA CARE SANFORD		11	23	68%	34
NEW YORK STATE ELR - QUEST DIAGNOSTICS NICHOLS		32	2	6%	34
EXPERTUS LABORATORIES INC		12	21	64%	33
DESOTO MEMORIAL HOSPITAL LAB			33	100%	33
HUNTSVILLE HOSPITAL LABORATORY		25	8	24%	33
MEDICAL DIAGNOSTIC LAB		1	31	97%	32
CHILDREN'S HOSPITAL OF ALABAMA		31			31
QUEST DIAGNOSTICS-VERO BEACH-37TH ST		31			31
CLINICAL RESEARCH SEQUENCING PLATFORM			31	100%	31
ST. MARYS MEDICAL CENTER		1	30	97%	31
UNIVERSITY HEALTH SYSTEM INC		28	3	10%	31
NEW YORK STATE ELR - WHITE PLAINS HOSPITAL CENTER LAB		31			31
CITRUS MEMORIAL HEALTH SYSTEM LAB		2	29	94%	31
LABFIRST - DEPARTMENT OF PATHOLOGY		29	1	3%	30
FINLAY CLINICAL LABORATORY INC		26	4	13%	30
BAYFRONT		21	9	30%	30
LIFEBRITE	1	2	27	90%	30
QUEST DIAGNOSTICS NICHOLS INSTITUTE- LPP		3	27	90%	30
GRAVITY DIAGNOSTICS, LLC		11	19	63%	30
P4CLINICAL	3	2	24	83%	29
VENICE REGIONAL MEDICAL LAB SERVICES			29	100%	29
NEW YORK STATE ELR - NEWYORK-PRESBYTERIAN/QUEENS DIAGNOSTIC		28	1	3%	29
NEXT MOLECULAR ANALYTICS		1	28	97%	29
DICKERT		26	3	10%	29
RDX BIOSCIENCE,			28	100%	28
ASSOCIATED CLINICAL LABORATORIES		27	1	4%	28
QUEST DIAGNOSTIC INC	1	3	24	86%	28
KENDALL REGIONAL MEDICAL CENTER LAB	2		26	93%	28
INTERLAB		1	27	96%	28
DOH-WEST PALM BEACH BRANCH LABORATORY			28	100%	28
CAPE CANAVERAL HOSPITAL			28	100%	28
PALM BAY HOSPITAL		1	26	96%	27
SMA LAB		4	23	85%	27
SANFORD LABORATORIES		25	2	7%	27
QUEST DIAGNOSTICS INC.			27	100%	27
QDX PATHOLOGY SERVICES		16	10	38%	26
GRAVITY DIAGNOSTICS		15	11	42%	26
CDC		17	9	35%	26
SUNCOAST LABS			26	100%	26
ST. ANTHONY'S HOSPITAL			25	100%	25
GENESIS LABORATORY MANAGEMENT		1	24	96%	25

COVID-19: testing by laboratory

Data through Aug 18, 2020 verified as of Aug 19, 2020 at 09:25 AM

Data in this report are provisional and subject to change.

The numbers in the table below represent the number of Florida and non-Florida residents for whom test results were received by the Department of Health. A person can be tested by more than one laboratory and can have both positive and negative results. **Therefore, the sum of the numbers in each column will be larger than the total number of people tested.**

Reporting lab	Inconclusive	Negative	Positive	Percent positive	Total
LABCORP OF AMERICA		11	14	56%	25
NEW YORK STATE ELR - STONY BROOK UNIVERSITY MEDICAL CENTER		21	3	13%	24
WUESTHOFF MEMORIAL HOSPITAL			24	100%	24
NEW YORK STATE ELR - CATHOLIC HEALTH SYSTEM DEPT LABORATORY		24			24
LABORATORY DYNAMICS		20	3	13%	23
PRIDE DIAGNOSTICS		20	3	13%	23
POPLAR HEALTHCARE PLLC	1	10	12	52%	23
ORLANDO HEALTH EMERGENCY DEPARTMENT		21	2	9%	23
CAYUGA MEDICAL CENTER AT ITHACA		19	3	14%	22
FHMG_CTR FOR SENIOR HEALTH		20	2	9%	22
PENNSYLVANIA DEPT OF HEALTH		19	3	14%	22
AMERICAN FAMILY PACE		2	20	91%	22
ST. JOSEPH'S HOSPITAL NORTH			22	100%	22
UNIVERSITY OF ALABAMA		21	1	5%	22
EGL GENETIC DIAGNOSTICS		1	21	95%	22
VIERA HOSPITAL			22	100%	22
INTERNAL LAB		19	3	14%	22
DEVANSH LAB WERKS INC		18	3	14%	21
LAB			21	100%	21
IPSUM DIAGNOSTICS			21	100%	21
NEW YORK STATE ELR - UNIVERSITY HOSPITAL, STONY BROOK SOUTHAMPTON		21			21
PATRICK AIR FORCE BASE		1	20	95%	21
BROWARD HEALTH CORAL SPRINGS EPIDEMIOLOGY DEPT			21	100%	21
FIRST CHOICE URGENT CARE			20	100%	20
ST. CLOUD HOSPITAL		20			20
ASSOCIATED PATHOLOGISTS		16	4	20%	20
OUT OF STATE		14	6	30%	20
HEALTH FIRST CAPE CANAVERAL HOSPITAL			20	100%	20
MIDWAY SPECIALTY CARE CENTER		10	10	50%	20
MIAMI BEACH COMMUNITY HEALTH CENTER			20	100%	20
CENTRA CARE CONWAY			20	100%	20
TRUGENX			20	100%	20
WUESTHOFF MEDICAL CENTER-MELBOURNE			20	100%	20
FHMG-FLORIDA HOSPITAL MEDICAL GROUP		15	5	25%	20
DIAGNOSTIC LABORATORY OF OKLAHOMA		19	1	5%	20
LECONTE MEDICAL CENTER LAB		15	4	21%	19
MOLECULAR DIAGNOSTICS		1	18	95%	19
MED HEALTH SERVICES		18	1	5%	19
MAYO CLINIC LABS - ROCHESTER SUPERIOR DRIVE		2	17	89%	19
PARRISH MEDICAL CENTER		1	18	95%	19
MOLECULAR TESTING LABS			19	100%	19
MINI ER AND URGENT CARE		1	18	95%	19
VA		15	4	21%	19
SOFT CELL LABORATORIES		18	1	5%	19
INTEGRATED REGIONAL LABORATORIES - LARGO			19	100%	19
ADVENT HEALTH FISH MEMORIAL		2	17	89%	19
JACKSON HEALTH SYSTEM			18	100%	18

COVID-19: testing by laboratory

Data through Aug 18, 2020 verified as of Aug 19, 2020 at 09:25 AM

Data in this report are provisional and subject to change.

The numbers in the table below represent the number of Florida and non-Florida residents for whom test results were received by the Department of Health. A person can be tested by more than one laboratory and can have both positive and negative results. **Therefore, the sum of the numbers in each column will be larger than the total number of people tested.**

Reporting lab	Inconclusive	Negative	Positive	Percent positive	Total
NORTH OKALOOSA MEDICAL CENTER			18	100%	18
NEW YORK STATE ELR - WESTCHESTER MEDICAL CENTER		18			18
INTERCOASTAL MEDICAL GROUP			18	100%	18
STONE WASH CLINICAL LABORATORIES		2	16	89%	18
VAMC			18	100%	18
SUNQUEST		2	16	89%	18
NIGHT LITE PEDIATRICS WINTER GARDEN		9	9	50%	18
PALO ALTO VA MEDICAL CENTER		1	17	94%	18
DOCTORS MEMORIAL HOSPITAL		8	10	56%	18
NEW YORK STATE ELR - WILSON MEMORIAL REGIONAL MEDICAL CENTER		17	1	6%	18
NEW YORK STATE ELR - BROOKDALE UNIVERSITY HOSPITAL		16	1	6%	17
CLEVELAND CLINIC FOUNDATION		9	8	47%	17
ST FRANCIS HOSPITAL		14	3	18%	17
HEALTH FIRST-VIERA HOSPITAL			17	100%	17
MINUTECLINIC DIAGNOSTIC OF MICHIGAN, PC #8029		17			17
XPRESS WELLNESS URGENT CARE			17	100%	17
BAYFRONT HEALTH SPRING HILL		1	16	94%	17
ADVENTHEALTH CENTRA CARE WESLEY CHAPEL			17	100%	17
MINUTECLINIC, LLC DBA MINUTECLINIC #4717		16	1	6%	17
NEW YORK STATE ELR - QUEST DIAGNOSTICS INCORPORATED		14	3	18%	17
WATSON CLINIC LLP SOUTH			17	100%	17
NORTH FLORIDA PEDIATRICS		1	16	94%	17
AMERICAN HEALTH ASSOCIATES OF TAMPA		2	15	88%	17
SUNTREE INTERNAL MEDICINE		16			16
LABCORP INC		3	13	81%	16
AMELIA MEDICAL CARE			16	100%	16
FHMG LAKE MARY PEDS		15	1	6%	16
SEVEN RIVERS REGIONAL MEDICAL CENTER		4	12	75%	16
LABCORP - CLEARWATER		3	13	81%	16
TGH		1	15	94%	16
MADISON CORE LABORATORIES		15	1	6%	16
PROTEUS MOLECULAR AND CLINICAL LAB		11	5	31%	16
PARK WEST MEDICAL CENTER		14	1	7%	15
CVS PHARMACY NO 7881		15			15
DIATHERIX		13	2	13%	15
TIDE LABORATORIES		4	11	73%	15
CONNECTICUT DEPARTMENT OF HEALTH		14	1	7%	15
QUESTDIAGNOSTICS INCORPORATED		1	14	93%	15
QUEST DIAGNOSTICS NICHOLS INSTITUTE - SJC (LPP)		10	5	33%	15
ELLENTON URGENT CARE			15	100%	15
NEW YORK STATE ELR - ROCHESTER GENERAL HOSPITAL LABORATORY		14	1	7%	15
QUEST DIAGNOSTICS INCORPORATED			15	100%	15
FLORIDA DEPARTMENT OF HEALTH		10	5	33%	15
NORTH SHORE UNIVERSITY HOSPITAL LABORATORY		14	1	7%	15
INTEGRITY LABORATORIES, LLC		5	10	67%	15
NEW YORK STATE ELR - LENOX HILL HOSPITAL		13	2	13%	15
CLINICAL PATHOLOGY LABS		1	13	93%	14

COVID-19: testing by laboratory

Data through Aug 18, 2020 verified as of Aug 19, 2020 at 09:25 AM

Data in this report are provisional and subject to change.

The numbers in the table below represent the number of Florida and non-Florida residents for whom test results were received by the Department of Health. A person can be tested by more than one laboratory and can have both positive and negative results. **Therefore, the sum of the numbers in each column will be larger than the total number of people tested.**

Reporting lab	Inconclusive	Negative	Positive	Percent positive	Total
POARCH BANC CREEK INDIANS TRIBAL HEALTH DEPARTMENT			14	100%	14
MEDCOMP SCIENCES			14	100%	14
GOLDEN GATE FAMILY CLINIC			14	100%	14
HEALTH CENTRAL HOSPITAL			14	100%	14
MILLENNIUM PHYSICIAN GROUP LCC			14	100%	14
WHITE WILSON MEDICAL CENTER CLINIC			14	100%	14
SEMINOLE COUNTY HEALTH DEPARTMENT		13	1	7%	14
XERA MED RESEARCH			13	100%	13
SOUTHEAST FAMILY HEALTHCARE CENTER			13	100%	13
ORLANDO HEALTH		2	11	85%	13
PRECISION HEALTH SOLUTIONS LAB			13	100%	13
NEW YORK STATE ELR - BRONX LEBANON HOSPITAL-MEDICAL CENTER		12	1	8%	13
MAGNOLIA DIAGNOSTIC			13	100%	13
NEW YORK STATE ELR - ERIE COUNTY MEDICAL CTR CLINICAL LABS		13			13
BAPTIST SOUTH MEDICAL CENTER		2	11	85%	13
DEPARTMENT OF VETERANS AFFAIRS MEDICAL CENTER			13	100%	13
ADVENTHEALTH PALM COAST			13	100%	13
LAKE CITY VETERANS HOSPITAL			12	100%	12
LEON CHD		12			12
UVMCM MICROBIOLOGY		12			12
PATHGROUP			12	100%	12
FLORIDA DEPT OF HEALTH		4	8	67%	12
TOTAL RENAL LABORATORIES INC		7	5	42%	12
REDITUS LABORATORIES			12	100%	12
DOH		1	11	92%	12
TYNDALL AFB			12	100%	12
TEN HEALTHCARE		2	10	83%	12
FLORIDA STATE HOSPITAL			12	100%	12
BROWARD DIALYSIS			12	100%	12
ADVENTHEALTH CENTRA CARE			12	100%	12
ADVENT HEALTH CENTRA CARE PALM COAST			12	100%	12
NEW YORK STATE ELR - SARATOGA HOSPITAL LABORATORY		11	1	8%	12
ADVANCED URGENT CARE		10	2	17%	12
SHELBY COUNTY HEALTH CARE CORPORATION		8	3	27%	11
DELRAY MEDICAL CENTER LAB			11	100%	11
SELECT REFERENCE LABORATORIES, LLC			11	100%	11
FUNGAL REFERENCE LABORATORY		11			11
ST VINCENTS MEDICAL CENTER RIVERSIDE NURSING		1	10	91%	11
RUSKIN HEALTH CENTER			11	100%	11
AMERICAN ESOTERIC LABORATORIES			11	100%	11
NADAL PEDIATRICS - VICTORIA STREET (3385)			11	100%	11
BAYFRONT HEALTH PORT CHARLOTTE			11	100%	11
BAYCARE OUTREACH LABORATORY SERVICES		1	10	91%	11
BOND CLINIC			11	100%	11
MINUTECLINIC DIAGNOSTIC OF RHODE ISLAND, LLC #729		10	1	9%	11
FLORIDA COMMUNITY HEALTH CENTER OF ST. LUCIE			11	100%	11
COASTAL LABORATORIES			11	100%	11

COVID-19: testing by laboratory

Data through Aug 18, 2020 verified as of Aug 19, 2020 at 09:25 AM

Data in this report are provisional and subject to change.

The numbers in the table below represent the number of Florida and non-Florida residents for whom test results were received by the Department of Health. A person can be tested by more than one laboratory and can have both positive and negative results. **Therefore, the sum of the numbers in each column will be larger than the total number of people tested.**

Reporting lab	Inconclusive	Negative	Positive	Percent positive	Total
ESCAMBIA COMMUNITY CLINIC			11	100%	11
UPMC CHAUTAUQUA AT WCA LABORATORY		11			11
INDIAN RIVER MEDICAL CENTER		11			11
LAB INTERMARKET FACILITY LAB			11	100%	11
CENTRA CARE – SOUTH ORANGE		6	4	40%	10
NEW JERSEY DEPARTMENT OF HEALTH COMMUNICABLE DISEASE SERVICE		3	7	70%	10
VENICE REGIONAL MEDICAL CENTER			10	100%	10
PARKWEST MEDICAL CENTER		9	1	10%	10
HIGHLANDS MEDICAL CENTER		10			10
PERSONALIZED GENETIC TESTING			10	100%	10
CORE LABORATORY		1	9	90%	10
PPD		8	2	20%	10
NEW YORK STATE ELR - NEW YORK CITY DEPARTMENT OF HEALTH & MENTAL		9	1	10%	10
NEW YORK STATE ELR - CATHOLIC HEALTH SERVICES REGIONAL LABORATORY		8	2	20%	10
MEDICAL LABORATORY DIAGNOSTICS			10	100%	10
MINUTECLINIC DIAGNOSTIC OF RHODE ISLAND, LLC #1544		10			10
BROWARD HEALTH CARE			10	100%	10
TPCA CLINICAL LABORATORIES		7	3	30%	10
LAKE BALDWIN CBOC		9	1	10%	10
KEY PRIMARY CASE			10	100%	10
EAST ALABAMA MEDICAL CENTER LABORATORY		6	4	40%	10
JACKSON NORTH MEDICAL CENTER		1	9	90%	10
LABORATORY OF FLORIDA			10	100%	10
LABCORP - MIAMI		4	6	60%	10
DYNAMIC DNA LAB		1	8	89%	9
NEW YORK STATE ELR - LOURDES HOSPITAL INC		9			9
WESTPAC LABS			9	100%	9
CONSOLIDATED LAB SERVICES		8	1	11%	9
BAY PINES VA		1	8	89%	9
DOCTORS MEMORIAL FAMILY MEDICINE			9	100%	9
ADVENT HEALTH SEBRING			9	100%	9
FLORIDA HOSPITAL LABS			9	100%	9
HUNTINGTON HOSPITAL LABORATORY		8	1	11%	9
NEW YORK STATE ELR - VASSAR BROTHERS MEDICAL CENTER LABORATORY		9			9
BAY CARE OCCUPATIONAL CLINIC			9	100%	9
PROMEDICA LABORATORIES		8	1	11%	9
Diatherix Laboratories, LLC		3	6	67%	9
DOC SMILEY'S URGENT CARE			9	100%	9
CENTRA CARE – SAND LAKE			9	100%	9
MICHIGAN DEPARTMENT OF HEALTH AND HUMAN SERVICES			9	100%	9
KEYS MEDICAL GROUP			9	100%	9
MINUTE CLINIC INCORPORATE		8	1	11%	9
NEW YORK STATE ELR - GOOD SAMARITAN HOSPITAL LABORATORY		9			9
ACADIAN DIAGNOSTIC LABORATORIES		8	1	11%	9
INTERLACHEN PEDIATRICS		6	2	25%	8
UMHC/SYLVESTER AT KENDALL		1	7	88%	8
STATE LAB		1	7	88%	8

COVID-19: testing by laboratory

Data through Aug 18, 2020 verified as of Aug 19, 2020 at 09:25 AM

Data in this report are provisional and subject to change.

The numbers in the table below represent the number of Florida and non-Florida residents for whom test results were received by the Department of Health. A person can be tested by more than one laboratory and can have both positive and negative results. **Therefore, the sum of the numbers in each column will be larger than the total number of people tested.**

Reporting lab	Inconclusive	Negative	Positive	Percent positive	Total
GENEDX		5	3	38%	8
WOLFSON (USE BAPTIST)			8	100%	8
ADVENTHEALTH CENTRA CARE LAKE MARY		2	6	75%	8
NEW YORK STATE ELR - ST PETER'S BENDER LABORATORY		8			8
ST. JOSEPH HOSPITAL AND HEALTH CARE INC.			8	100%	8
JAMES A. HALEY VETERANS' HOSPITAL			8	100%	8
NORTH CAROLINA DEPARTMENT OF HEALTH & HUMAN SERVICES			8	100%	8
AHSE ROP		8			8
PRATTVILLE BAPTIST HOSPITAL		7	1	13%	8
COMMUNITY HEALTH CENTER		2	6	75%	8
GENEUS DIAGNOSTICS			8	100%	8
ADVENTHEALTH MEDICAL GROUP		6	2	25%	8
SPORTS DRUG TESTING LABORATORY			8	100%	8
MINI ER ADULT AND PEDIATRIC URGENT CARE		5	3	38%	8
X-GENE MOLECULAR LABS		1	7	88%	8
ACHS		2	6	75%	8
BAYONET POINT MEDICAL CENTER			8	100%	8
BAYCARE LABORATORIES			8	100%	8
NEW YORK STATE ELR - JAMES J PETERS VA MEDICAL CENTER		6	2	25%	8
NEW YORK STATE ELR - NORTH CENTRAL BRONX HOSP		7	1	13%	8
THE COMMONWEALTH OF MASSACHUSETTS			8	100%	8
SUNCOAST COMMUNITY HEALTH CENTERS PEDIATRICS		3	5	63%	8
DOCTOR'S IN HOUSE LAB			8	100%	8
NORTH BAY HOSPITAL			7	100%	7
NO NAME		5	2	29%	7
FLORIDA DEPARTMENT OF HEALTH IN HILLSBOROUGH COUNTY			7	100%	7
ARCHBOLD MEMORIAL HOSPITAL/LAB		3	4	57%	7
UNIVERSITY HOSPITAL - STONY BROOK EASTERN		7			7
NEW YORK STATE ELR - LABORATORY ALLIANCE OF CENTRAL NEW		7			7
CANTON-POTSDAM HOSPITAL LABORATORY		7			7
ROCKLEDGE			7	100%	7
NORTHWELL HEALTH PLAINVIEW HOSPITAL LABORATORY		5	2	29%	7
LONGLEAF DIAGNOSTIC LABORATORIES		2	5	71%	7
NEW YORK STATE ELR - HUDSON VALLEY HOSPITAL CENTER LABORATORY		6	1	14%	7
NORTHWEST FLORIDA COMMUNITY HOSPITAL		1	6	86%	7
SOUTHEAST ALABAMA MEDICAL CENTER			7	100%	7
FLORIDA DEPARTMENT OF HEALTH IN LAKE COUNTY		3	4	57%	7
WATSON CLINIC LLP MAIN			7	100%	7
HEALTHMARK REGIONAL HOSPITAL LAB		3	4	57%	7
NEW YORK PRESBYTERIAN - ALLEN HOSPITAL		7			7
CVS PHARMACY, INC DBA CVS/PHARMACY #5685		7			7
FLORIDA CLINICAL LAB			7	100%	7
PECONIC BAY MEDICAL CENTER LABORATORY		6	1	14%	7
NEIGHBORHOOD MEDICAL CENTER		7			7
BIOFIRE			7	100%	7
ORMOND BEACH CENTRA CARE			7	100%	7
LEE MEMORIAL HEALTH PARK LAB			7	100%	7

COVID-19: testing by laboratory

Data through Aug 18, 2020 verified as of Aug 19, 2020 at 09:25 AM

Data in this report are provisional and subject to change.

The numbers in the table below represent the number of Florida and non-Florida residents for whom test results were received by the Department of Health. A person can be tested by more than one laboratory and can have both positive and negative results. **Therefore, the sum of the numbers in each column will be larger than the total number of people tested.**

Reporting lab	Inconclusive	Negative	Positive	Percent positive	Total
ST VINCENT'S EAST LABORATORY		6	1	14%	7
ST CATHERINE OF SIENA HOSPITAL		7			7
CLEVELAND CLINIC			7	100%	7
SYLVESTER AT PLANTATION LABORATORY		6	1	14%	7
PENSACOLA PEDIATRICS			7	100%	7
FLORIDA HOSPITAL KISSIMMEE		4	2	33%	6
NEW YORK STATE ELR - JAMAICA HOSPITAL MEDICAL CENTER		6			6
LABCORP NEW PORT RICHEY			6	100%	6
STATEN ISLAND UNIVERSITY HOSPITAL-POUCH		6			6
BAYCARE MEDICAL GROUP INC			6	100%	6
BIOCEPT			6	100%	6
FLORIDA WOMAN CARE LABORATORY			6	100%	6
MONTEFIORE NEW ROCHELLE HOSPITAL		6			6
BROOKWOOD BAPTIST MEDICAL CENTER		6			6
BOZEMAN HEALTH DEACONESS HOSPITAL		4	2	33%	6
TAMIAMI LAB MILLENIUM			6	100%	6
BioReference Laboratories, Inc			6	100%	6
NOAH CLINICAL LABORATORY			6	100%	6
TRUE HEALTH DIAGNOSTICS		1	5	83%	6
LEE COUNTY HEALTH DEPARTMENT		4	2	33%	6
Maury Regional Hospital		4	2	33%	6
CREATIVE TESTING SOLUTIONS			6	100%	6
PATHOGENIUS LABORATORIES		2	4	67%	6
LAB CORP OF AMERICA		2	4	67%	6
ADVENTHEALTH PEDIATRICS/LAKE MARY PEDS		5	1	17%	6
QUOTIENT SCIENCES			6	100%	6
ADVENTHEALTH CENTRA CARE ORMOND BEACH			6	100%	6
ST JOSEPH HOSPITAL		5	1	17%	6
DOCTOR'S IN HOUSE LABORATORY			6	100%	6
LONGWOOD FAMILY PRACTICE		6			6
ST ELIZABETH MEDICAL CENTER LABORATORY		6			6
ABBOTT			6	100%	6
LEE MEMORIAL LAB GULF COAST			6	100%	6
HEALTH CARE LABORATORY SERVICES			6	100%	6
ACH			6	100%	6
PALM BEACH PATHOLOGY		4	2	33%	6
CENTRA CARE-LBV			6	100%	6
ALLIANCE PEDIATRICS			6	100%	6
PHYSICIANS STAT			6	100%	6
COMMUNITY HEALTH NORTHWEST FLORIDA			6	100%	6
MICHIGAN DEPARTMENT OF COMMUNITY HEALTH		1	5	83%	6
ST ANTHONY NORTH			5	100%	5
AIM LABORATORIES			5	100%	5
JFK MEDICAL CENTER NORTH LAB			5	100%	5
LAKELAND REGIONAL HEALTH			5	100%	5
AEL KNOXVILLE			5	100%	5
DOH JACKSONVILLE CENTRAL LABORATORY		3	2	40%	5

COVID-19: testing by laboratory

Data through Aug 18, 2020 verified as of Aug 19, 2020 at 09:25 AM

Data in this report are provisional and subject to change.

The numbers in the table below represent the number of Florida and non-Florida residents for whom test results were received by the Department of Health. A person can be tested by more than one laboratory and can have both positive and negative results. **Therefore, the sum of the numbers in each column will be larger than the total number of people tested.**

Reporting lab	Inconclusive	Negative	Positive	Percent positive	Total
LAWTON CHILES HEALTH CENTER			5	100%	5
NEW YORK STATE ELR - SOUTHSIDE HOSPITAL NORTHWELL HEALTH LABORATORY		4	1	20%	5
THE VILLAGES CLINICAL LAB		4	1	20%	5
XRL SXF REF LAB		5			5
CENTRA CARE – APOPKA			5	100%	5
Point of Care Testing			5	100%	5
LEHIGH VALLEY HOSPITAL		3	2	40%	5
TMH PHYSICIAN PARTNERS - MONTICELLO		5			5
DALE MEDICAL CENTER		2	3	60%	5
TALLAHASSEE PRIMARY CARE ASSOC, PA		5			5
SANTA ROSA MEDICAL CENTER CLINICAL LAB		2	3	60%	5
MANATEE PEDIATRICS			5	100%	5
DCH REGIONAL MEDICAL CENTER LABORATORY		5			5
FLOWERS HOSPITAL		1	4	80%	5
UNKNOWN LAB			5	100%	5
Cleveland Clinic Laboratories		1	4	80%	5
ARNOT OGDEN MEDICAL CENTER LABORATORY		5			5
UPMC HEALTH SYSTEM		4	1	20%	5
SPECIALITY LABORATORIES,INC		4	1	20%	5
BROWARD COUNTY HEALTH DEPT.			5	100%	5
FRANCES WARDE MEDICAL LABORATORY		2	3	60%	5
LABCORP BURLINGTON CYTO		4	1	20%	5
ASCENSION ST. VINCENT'S PRIMARY CARE			5	100%	5
LABCORP DIAGNOSTICS-MIAMI		2	3	60%	5
BOCA RATON REGIONAL HOSPITAL LAB			5	100%	5
LABCORP - NAPLES			5	100%	5
ADVENTHEALTH ZEPHYRHILLS			5	100%	5
CHEMISYS LABORATORIES			5	100%	5
BIOTECH			5	100%	5
CHILDREN'S HOSPITAL OF PHILADELPHIA		5			5
COLORADO DEPARTMENT OF PUBLIC HEALTH AND ENVIRONMENT			5	100%	5
HEALTHQUEST LABORATORIES			4	100%	4
GENUS3		1	3	75%	4
IRL MARKET LAB			4	100%	4
SOUTHWESTERN REGIONAL MEDICAL CENTER - TULSA		4			4
METHODIST MEDICAL CENTER		3	1	25%	4
INTERMARKET FACILITY			4	100%	4
STATEN ISLAND UNIVERSITY HOSPITAL		4			4
BAPTIST MEDICAL CENTER EAST		2	2	50%	4
BAPTIST MEDICAL PLAZA AT DORAL URGENT CARE CENTER		4			4
ST VINCENT'S CHILTON		3	1	25%	4
ILLINOIS DEPT OF PUBLIC HEALTH LAB - SPRINGFIELD			4	100%	4
PRECISION LABS LLC		1	3	75%	4
NEW YORK STATE ELR - SAMARITAN HOSPITAL LABORATORY		4			4
NICHOLS INSTITUTE QUEST DIAGNOSTICS		2	2	50%	4
STATEN ISLAND UNIVERSITY HOSPITAL SEGUINE AVE		4			4
GENUS DIAGNOSTICS			4	100%	4

COVID-19: testing by laboratory

Data through Aug 18, 2020 verified as of Aug 19, 2020 at 09:25 AM

Data in this report are provisional and subject to change.

The numbers in the table below represent the number of Florida and non-Florida residents for whom test results were received by the Department of Health. A person can be tested by more than one laboratory and can have both positive and negative results. **Therefore, the sum of the numbers in each column will be larger than the total number of people tested.**

Reporting lab	Inconclusive	Negative	Positive	Percent positive	Total
OKLAHOMA STATE UNIVERSITY DIAGNOSTIC LAB			4	100%	4
BAY CARE			4	100%	4
NEWYORK-PRESBYTERIAN/ LAWRENCE HOSPITAL LABORATORY		4			4
PEDIATRIC HEALTH CARE ALLIANCE			4	100%	4
PRIMARY CARE OF THE TREASURE COAST			4	100%	4
MEDLOGIC, LLC		1	3	75%	4
DTR LABS		3	1	25%	4
METRO KNOXVILLE HMA		4			4
QUEST DIAGNOSTICS- MELBOURNE			4	100%	4
Covance Central Laboratory			4	100%	4
COVENIENT CARE MEDICAL CLINIC			4	100%	4
COMMUNITY HEALTH OF SOUTH FLORIDA			4	100%	4
VA GULF COAST VETERANS HEALTH CARE SYSTEM			4	100%	4
METROPOLITAN HOSPITAL CENTER		4			4
EMERALD COAST URGENT CARE			4	100%	4
EXPRESS TESTING-ONE			4	100%	4
EMERGENCY MEDICAL CENTER			4	100%	4
TA LABCORP TAMPA			4	100%	4
FINLAY C. LABORATORY		3	1	25%	4
QUEST DIAGNOSTIC INC TECHINICAL			4	100%	4
MINUTECLINIC DIAGNOSTIC OF TEXAS, LLC		4			4
MISSOURI DEPARTMENT OF HEALTH AND SENIOR SERVICES			4	100%	4
NEW HAMPSHIRE DEPARTMENT OF HEALTH AND HUMAN SERVICES		3	1	25%	4
FISHERMEN'S HOSPITAL			4	100%	4
BEAUMONT LABORATORY			4	100%	4
NEW YORK STATE ELR - BROOKLYN HOSPITAL CENTER DOWNTOWN CAMPUS		4			4
THOMAS JEFFERSON UNIVERSITY HOSPITAL		4			4
DAVITA LABORATORY		4			4
MALABAR/ADVENT CENTRA CARE			4	100%	4
TREE HOUSE PEDIATRICS		4			4
LINCOLN MEDICAL AND MENTAL HEALTH CENTER		4			4
PINELLAS COUNTY HEALTH DEPARTMENT		2	1	33%	3
EISENHOWER ARMY MEDICAL CENTER			3	100%	3
MIAMI CANCER INSTITUTE			3	100%	3
AMERICA FAMILY CARE			3	100%	3
WESLEY CHAPEL INTERNAL MEDICINE AND PEDIATRICS			3	100%	3
NORTH NAPLES HOSPITAL RESPIRATORY THERAPY DEPARTMENT			3	100%	3
WOODHULL MEDICAL AND MENTAL HEALTH CTR		3			3
DOCTOR'S IN-HOUSE LAB/COMMUNITY HEALTH CENTERS OF PINELLAS -PINELLAS P			3	100%	3
PALMS WEST HOSPITAL			3	100%	3
NORTHERN DUTCHESS HOSPITAL LABORATORY		3			3
CELAL GUROL ERBAY, MD			3	100%	3
BAYCARE OUTREACH LABORATORY HOSPITAL			3	100%	3
AMERICAN FAMILY CARE- ORANGE BEACH			3	100%	3
TIMBER RIDGE LABORATORY			3	100%	3
NORTHSHORE UNIVERSITY HEALTHSYSTEM EVANSTON HOSPITAL LAB			3	100%	3
CENTRA CARE - LAKE NONA		1	2	67%	3

COVID-19: testing by laboratory

Data through Aug 18, 2020 verified as of Aug 19, 2020 at 09:25 AM

Data in this report are provisional and subject to change.

The numbers in the table below represent the number of Florida and non-Florida residents for whom test results were received by the Department of Health. A person can be tested by more than one laboratory and can have both positive and negative results. **Therefore, the sum of the numbers in each column will be larger than the total number of people tested.**

Reporting lab	Inconclusive	Negative	Positive	Percent positive	Total
ACCESS HEALTH CARE		2	1	33%	3
DOH-TAMPA BRANCH LABORATORY (MLK BLVD)			3	100%	3
ILLINOIS DEPARTMENT OF PUBLIC HEALTH			3	100%	3
DORAL URGENT CARE			3	100%	3
INDIAN RIVER CHD VERO BEACH		2	1	33%	3
COMMUNITY HEALTH CENTERS OF PINELLAS, INC.			3	100%	3
ST LUKES HOSPITAL LABORATORY		2	1	33%	3
GULF COAST MEDICAL GROUP			3	100%	3
CORAL GABLES HOSPITAL			3	100%	3
MARSHALL MEDICAL CENTER SOUTH LAB		2	1	33%	3
DOCTORS URGENT CARE			3	100%	3
MHHS All Lab Subsection		3			3
SAMARITAN MEDICAL CENTER		3			3
ALACHUA COUNTY HEALTH DEPARTMENT			3	100%	3
CENTRA CARE HUNTER'S CREEK			3	100%	3
LAKE WALES MEDICAL CENTER INC			3	100%	3
PALM BEACH COUNTY HEALTH DEPARTMENT LABORATORY			3	100%	3
PENNSYLVANIA DEPARTMENT OF HEALTH BUREAU OF LABORATORIES			3	100%	3
AFC URGENT CARE			3	100%	3
CENTRAL FLORIDA HEALTH CARE INC			3	100%	3
NOVANT HEALTH INPATIENT CARE			3	100%	3
MINUTE CLINIC LLC #2216		3			3
SOUTH GEORGIA MEDICAL CENTER			3	100%	3
VIRTUA VOORHEES HOSPITAL		3			3
JOHNS HOPKINS MEDICAL LABORATORIES		1	2	67%	3
QUATRACOR PLLC		3			3
NEW YORK STATE ELR - LONG ISLAND JEWISH MED CTR		3			3
PUBLIC HEALTH LAB		3			3
QUEST DIAGNOSTIC			3	100%	3
VIRGINIA DIVISION OF CONSOLIDATED LABORATORIES			3	100%	3
MONTEFIORE ST LUKE'S CORNWALL HOSPITAL		2	1	33%	3
JOE DIMAGGIO CHILDREN'S HOSPITAL		1	2	67%	3
BIO-REFERENCE LABORATORIES			3	100%	3
SHELBY BAPTIST MEDICAL CENTER		1	2	67%	3
BIODESIX, INC.		3			3
NEW YORK STATE ELR - ORANGE REGIONAL MEDICAL CENTER LABORATORY		3			3
BARONESS ERLANGER HOSPITAL		3			3
BEEBE MEDICAL CENTER LABORATORY		3			3
VA OUTPATIENT			3	100%	3
NAPHCARE, INC.			3	100%	3
WAKEMED		1	2	67%	3
FLORIDA HOSPITAL			3	100%	3
BRANCH MEDICAL CLINIC			3	100%	3
NEW YORK STATE ELR - JACOBI MEDICAL CENTER		3			3
KEY WEST URGENT CARE, INC		3			3
PRECISION GENETICS			3	100%	3
NORTH BROWARD HOSPITAL DISTRICT HEALTHCARE FOR THE HOMELESS			3	100%	3

COVID-19: testing by laboratory

Data through Aug 18, 2020 verified as of Aug 19, 2020 at 09:25 AM

Data in this report are provisional and subject to change.

The numbers in the table below represent the number of Florida and non-Florida residents for whom test results were received by the Department of Health. A person can be tested by more than one laboratory and can have both positive and negative results. **Therefore, the sum of the numbers in each column will be larger than the total number of people tested.**

Reporting lab	Inconclusive	Negative	Positive	Percent positive	Total
JACKSON SOUTH COMMUNITY HOSPITAL LAB			3	100%	3
FAMILY HEALTH CENTERS OF SWF LABS			3	100%	3
BAYFRONT HEALTH PUNTA GORDA			3	100%	3
WALGREENS #5317		3			3
CALHOUN LIBERTY HOSPITAL			3	100%	3
SIGNATURE CARE PFLUGERVILLE			2	100%	2
VIRACOR		1	1	50%	2
WHOLE CHILD PEDIATRICS			2	100%	2
UNIVERSITY OF KANSAS MEDICAL CENTER			2	100%	2
RUSH UNIVERSITY MEDICAL CENTER LABORATORY			2	100%	2
THOMAS LANGLEY			2	100%	2
PREMIER LABORATORY SERVICES, LLC			2	100%	2
PREMIER MEDICAL LABORATORY			2	100%	2
TREASURE COAST COMMUNITY HEALTH			2	100%	2
THE UNIVERSITY OF VERMONT MEDICAL CENTER		2			2
VERMONT DEPARTMENT OF HEALTH LABORATORY		1	1	50%	2
ST CHARLES HOSPITAL LABORATORY		2			2
RIVERVIEW REGIONAL MEDICAL CENTER		2			2
ROCKEFELLER UNIVERSITY CLINICAL GENOMICS LABORATOR		2			2
ST PETERSBURG PEDIATRICS-EAST BAY			2	100%	2
VIGILINT HEALTHCARE		1	1	50%	2
RICHMOND UNIVERSITY MEDICAL CENTER		1	1	50%	2
SCDHEC BUREAU OF LABORATORIES			2	100%	2
TANNER MEDICAL CENTER EAST AL		2			2
UNIVERSITY OF WASHINGTON MEDICAL CENTER			2	100%	2
PIEDMONT HOSPITAL LAB			2	100%	2
PHYSICIANS LABORATORY SERVICES			2	100%	2
VRL EUROFINs			2	100%	2
QUEST DIAGNOSTICS INCORPORATED			2	100%	2
WATAUGA MEDICAL CENTER		1	1	50%	2
UNIVERSITY OF MIAMI			2	100%	2
ST. JOSEPH REGIONAL MEDICAL CENTER			2	100%	2
TALLAHASSEE MEMORIAL HEALTHCARE FAMILY MED RESIDENCY			2	100%	2
POINT WASHINGTON MEDICAL CLINIC			2	100%	2
UNIVERSITY OF CHICAGO MEDICAL CENTER LAB			2	100%	2
SPARROW CENTRAL LAB			2	100%	2
SARASOTA MEMORIAL MEDICAL URGENT CARE CENTER			2	100%	2
URGENT CARE TCMA			2	100%	2
UC CORAL GABLES			2	100%	2
QUEST ELR		2			2
UCLA HEALTHCARE CLINICAL LABS			2	100%	2
UT MEMPHIS UNIVERSITY HEALTH SERVICES			2	100%	2
SSM HEALTH ST LOUIS MICROBIOLOGY LABORATORY		1	1	50%	2
UAB		1	1	50%	2
SHARP MEMORIAL HOSPITAL MICROBIOLOGY DEPT			2	100%	2
SANFORD REGIONAL HOSPITAL WORTHINGTON		2			2
UNIVERSITY HOSPITAL OF BROOKLYN		2			2

COVID-19: testing by laboratory

Data through Aug 18, 2020 verified as of Aug 19, 2020 at 09:25 AM

Data in this report are provisional and subject to change.

The numbers in the table below represent the number of Florida and non-Florida residents for whom test results were received by the Department of Health. A person can be tested by more than one laboratory and can have both positive and negative results. **Therefore, the sum of the numbers in each column will be larger than the total number of people tested.**

Reporting lab	Inconclusive	Negative	Positive	Percent positive	Total
VIRTUA MEMORIAL HOSPITAL BURLINGTON COUNTY			2	100%	2
QUEENS HOSPITAL CENTER		2			2
UNIVERSITY HOSPITAL			2	100%	2
QUEST DIAGNOSTICS-OCALA-SW HIGHWAY 200		2			2
QUEST DIAGNOSTICS-OCALA-SE 3RD		2			2
UK HEALTHCARE			2	100%	2
MONTANA PUBLIC HEALTH LAB			2	100%	2
LEGACY LABORATORY SERVICES			2	100%	2
MONROE COUNTY HOSPITAL		2			2
GRAND ST PAUL CVS		2			2
Cleveland Clinic Weston			2	100%	2
GUTHRIE MEDICAL GROUP LABORATORIES		2			2
HEALTH FIRST IBM-UX			2	100%	2
MADISON COUNTY MEMORIAL HOSP		1	1	50%	2
MINUTECLINIC DIAGNOSTIC		1	1	50%	2
LINCOLN DIAGNOSTIC LAB		2			2
JOHNSON CITY MEDICAL CENTER		1	1	50%	2
MINUTECLINIC DIAGNOSTIC OF RHODE ISLAND, LLC #590		2			2
NEW YORK STATE ELR - COLUMBIA MEMORIAL HOSPITAL LABORATORY		2			2
BFT LAB			2	100%	2
NEW YORK STATE ELR - BELLEVUE HOSPITAL CENTER DEPARTMENT		2			2
CAPTAIN JAMES A. LOVELL FEDERAL HEALTHCARE CENTER			2	100%	2
NEW YORK STATE ELR - ERIE COUNTY PUBLIC HEALTH CLINICAL		2			2
CAPITAL HEALTH PLAN LABORATORIES			2	100%	2
KETTERING HEALTH			2	100%	2
LEESBURG REGIONAL MEDICAL CENTER		1	1	50%	2
GEORGIA DEPARTMENT OF PUBLIC HEALTH			2	100%	2
NEW YORK STATE ELR - AUBURN COMMUNITY HOSPITAL		2			2
NEW YORK STATE DEPARTMENT OF HEALTH		1	1	50%	2
NEBRASKA MEDICAL CENTER			2	100%	2
JACKSON LABORATORY OF GENOMIC MEDICINE		2			2
CONSOLIDATED LABORATORY SERVICES			2	100%	2
BIO-TECH CLINICAL LABORATORIES			2	100%	2
CVS PHARMACY, INC DBA CVS/PHARMACY #10581		2			2
MEDRITE			2	100%	2
MAILBOX DIAGNOSTICS		1	1	50%	2
MAYO			2	100%	2
BETH ISRAEL DEACONESS MEDICAL CENTER			2	100%	2
CONEMAUGH MEMORIAL MEDICAL CENTER		2			2
CONNECTDX			2	100%	2
INTERNAL MEDICINE ASSOCIATES-DUNELLON			2	100%	2
IOWA DEPARTMENT OF PUBLIC HEALTH			2	100%	2
HELIX DIAGNOSTICS			2	100%	2
COLLIER COUNTY HEALTH DEPT.			2	100%	2
DEACONESS HOSPITAL			2	100%	2
MIDMICHIGAN MEDICAL CENTER			2	100%	2
BAY CARE LAB SERVICES/ST. ANTHONY'S HOSPITAL			2	100%	2

COVID-19: testing by laboratory

Data through Aug 18, 2020 verified as of Aug 19, 2020 at 09:25 AM

Data in this report are provisional and subject to change.

The numbers in the table below represent the number of Florida and non-Florida residents for whom test results were received by the Department of Health. A person can be tested by more than one laboratory and can have both positive and negative results. **Therefore, the sum of the numbers in each column will be larger than the total number of people tested.**

Reporting lab	Inconclusive	Negative	Positive	Percent positive	Total
HEART OF FLORIDA HMA			2	100%	2
HOME ACCESS HEALTH			2	100%	2
YORK HOSPITAL - LABORATORY			2	100%	2
JOHN D. ARCHBOLD MEM. HOSPITAL			2	100%	2
BIRMINGHAM VAMC		1	1	50%	2
BAYFRONT MEDICAL			2	100%	2
MEMORIAL SLOAN KETTERING CANCER CENTER		1	1	50%	2
NEW YORK STATE ELR - GLENS FALLS HOSPITAL DEPARTMENT OF PATHOLOGY		2			2
OHIO DEPARTMENT OF HEALTH LABORATORY		2			2
ADVENTHEALTH CENTRA CARE CITRUS PARK			2	100%	2
NOVANT HEALTH GOHEALTH URGENT CARE-HARRISBURG			2	100%	2
LABCORP - LEESBURG			2	100%	2
OKLAHOMA STATE DEPARTMENT OF HEALTH-PUBLIC HEALTH LABORATORY			2	100%	2
OHIO STATE UNIVERSITY MEDICAL CENTER			2	100%	2
ALABAMA DEPARTMENT OF PUBLIC HEALTH			2	100%	2
ENGLEWOOD HOSPITAL AND MEDICAL CENTER			2	100%	2
FLORIDA MEDICAL CLINIC PA		2			2
FLORIDA HEALTH CARE PLANS			2	100%	2
NOT INDICATED			2	100%	2
ERIE COUNTY MEDICAL CTR CLINICAL LABS		2			2
OMNI			2	100%	2
CELERION			2	100%	2
ADVANCED MEDICAL CARE			2	100%	2
LABCORP - OHIO			2	100%	2
GEISINGER MEDICAL CENTER		2			2
LABCORP - STUART		1	1	50%	2
FCHC (OB)-DARWIN SQUARE CTR.			2	100%	2
EXOSOME DIAGNOSTICS		2			2
EXECUTIVE MEDICAL SERVICES		2			2
FLORIDA CLINICAL LABORATORY INC			2	100%	2
ONslow MEMORIAL HOSPITAL LABORATORY		2			2
ADVANCED URGENT CARE CENTER OF THE UPPER KEYS			2	100%	2
OMNICARE PHARMACY OFTEXAS 1, LP DBA OMNICARE		2			2
NEW YORK STATE ELR - NEW YORK PRESBYTERIAN-LOWER MANHATTAN		2			2
AMERICAN MEDICAL LABORATORIES			2	100%	2
ALVERNO CLINICAL LABORATORIES			2	100%	2
FORT SANDERS REGIONAL LABORATORY		2			2
LABCORP RARITAN		2			2
GALEN BAYLOR EXTENSION		2			2
NORTH DAKOTA DEPT OF HEALTH MICROBIOLOGY			2	100%	2
NLC LABS			2	100%	2
AMEERAH LABS			2	100%	2
ALTRU DIAGNOSTICS INC			2	100%	2
FLORIDA PEDIATRICS			2	100%	2
LAKE MARY KIDS CENTRA CARE			2	100%	2
NORTH FLORIDA PEDIATRICS JASPER			2	100%	2
NEW YORK STATE ELR - LONG ISLAND JEWISH VALLEY STREAM		2			2

COVID-19: testing by laboratory

Data through Aug 18, 2020 verified as of Aug 19, 2020 at 09:25 AM

Data in this report are provisional and subject to change.

The numbers in the table below represent the number of Florida and non-Florida residents for whom test results were received by the Department of Health. A person can be tested by more than one laboratory and can have both positive and negative results. **Therefore, the sum of the numbers in each column will be larger than the total number of people tested.**

Reporting lab	Inconclusive	Negative	Positive	Percent positive	Total
LABCORP PHOENIX			2	100%	2
ALLIANCE LABS @LRMC			2	100%	2
CITRUS PARK			1	100%	1
UNIVERSITY HOSPITALS OF CLEVELAND			1	100%	1
CFCH - FROSTPROOF			1	100%	1
UNITED HEALTHCARE			1	100%	1
UNITED LABORATORY SERVICE			1	100%	1
COMMONWEALTH OF MASSACHUSETTS			1	100%	1
CHARLOTTE CHD PORT CHARLOTTE		1			1
UF KANAPAH LAB BEAKER		1			1
CGH MEDICAL CENTER			1	100%	1
CHATSWORTH ASSISTED LIVING COMMUNITY AT PGA NATIONAL			1	100%	1
COASTAL MEDICAL LAB			1	100%	1
CLIFTON-FINE HOSPITAL LABORATORY		1			1
CHP COVID-19 (TX)			1	100%	1
UNITED CLINICAL LABORATORIES			1	100%	1
COLORADO DEPARTMENT OF HEALTH LABORATORY SERVICES DIVISION			1	100%	1
CLEVELAND CLINIC OHIO LABORATORIES			1	100%	1
UNC HOSPITAL/MCLENDON CLINICAL LABORATORIES			1	100%	1
COCOA BEACH/ADVENT CENTRA		1			1
EAST TENNESSEE STATE UNIVERSITY		1			1
TEXAS DEPARTMENT OF STATE HEALTH SERVICES			1	100%	1
ECLRS			1	100%	1
EDGAR PRICE FAMILY & CHILDREN HEALTHCARE CENTER			1	100%	1
TENNESSEE DOH - KNOXVILLE			1	100%	1
DOCTORS CLINICAL LABORATORY, INC			1	100%	1
THE HEART HOSPITAL BAYLOR PLANO			1	100%	1
THE CHILDREN'S HOSPITAL OF PHILADELPHIA		1			1
DUKE HEALTH REGIONAL HOSPITAL			1	100%	1
DSI LABORATORIES-NAPLES-7TH			1	100%	1
ELITE CARE			1	100%	1
EXPRESS LAB LIVINGSTON			1	100%	1
EXPRESS GENE MOLECULAR DIAGNOSTICS LABORATORY			1	100%	1
SYNERGENE LABORATORY			1	100%	1
SV MOBILE HEALTH			1	100%	1
FALMOUTH BY THE SEA			1	100%	1
EMPIRE CITY LABORATORIES INC		1			1
ELMHURST MEMORIAL HOSPITAL			1	100%	1
TAMPA		1			1
EXCEL URGENT CARE OF NJ			1	100%	1
ETHOS LABORATORIES		1			1
DOCTOR'S IN-HOUSE LAB/COMMUNITY HEALTH CENTERS OF PINELLAS – JOHNNIE R			1	100%	1
TRINITAS REGIONAL MEDICAL CENTER			1	100%	1
TROY REGIONAL MEDICAL CENTER		1			1
CVS/PHARMACY #10373		1			1
DALLAS MEDICAL CENTER			1	100%	1
CVS/PHARMACY #12000		1			1

COVID-19: testing by laboratory

Data through Aug 18, 2020 verified as of Aug 19, 2020 at 09:25 AM

Data in this report are provisional and subject to change.

The numbers in the table below represent the number of Florida and non-Florida residents for whom test results were received by the Department of Health. A person can be tested by more than one laboratory and can have both positive and negative results. **Therefore, the sum of the numbers in each column will be larger than the total number of people tested.**

Reporting lab	Inconclusive	Negative	Positive	Percent positive	Total
CONEY ISLAND HOSPITAL		1			1
COMPUNET CLINICAL LAB			1	100%	1
TUFTS MEDICAL CENTER			1	100%	1
CQUENTIA NGS, LLC			1	100%	1
TRUMAN MEDICAL CENTER - HOSPITAL HILL			1	100%	1
DEKALB MEDICAL CENTER LABORATORY			1	100%	1
DHEC - S.C PUBLIC HEALTH LAB			1	100%	1
DERMDX, DIV OF AURORA DIAGNOSTICS/BERNHARDT LAB		1			1
DMH STEINHATCHEE FAMILY MEDICINE			1	100%	1
DOCTOR'S WALK-IN CLINIC / QUEST DIAGNOSTICS			1	100%	1
DOCS URGENT CARE			1	100%	1
TIMPANOGOS REGIONAL HOSPITAL			1	100%	1
DELAWARE DIAGNOSTICS LABS			1	100%	1
DEPARTMENT OF HEALTH AND HUMAN SERVICES DIVISION OF BEHAVIORAL HEALTH		1			1
DEPARTMENT OF PATHOLOGY ROME MEMORIAL		1			1
TIEHH BIOTERRORISM RESPONSE LAB			1	100%	1
UNIVERSITY LAB			1	100%	1
WALGREENS #10775		1			1
ARNOLD PALMER HOSPITAL LABORATORY			1	100%	1
WALGREENS #09353		1			1
ASCENSION ST. MICHAEL'S HOSPITAL LAB			1	100%	1
WALGREENS #04417		1			1
ARKANSAS DEPARTMENT OF HEALTH			1	100%	1
WASHINGTON STATE DEPARTMENT OF HEALTH PUBLIC HEALTH LABORATORIES			1	100%	1
APPALACHIAN REGIONAL HEALTHCARE SYSTEM		1			1
WARD MEMORIAL HOSPITAL		1			1
APS-SUMMIT CARE PHARMACY, LLC DBA OMNICARE		1			1
Walker BaptistMedCtr			1	100%	1
ATHENS LIMESTONE HOSPITAL		1			1
BAPTIST HEALTH URGENT CARE AT UNIVERSITY CENTRE			1	100%	1
BAPTIST HEALTH URGENT CARE AT KENDALL LAKES			1	100%	1
BAPTIST PRIMARY CARE			1	100%	1
BARDMOOR LABORATORY			1	100%	1
Viracor Eurofins			1	100%	1
BAPTIST HEALTH MEDICAL CENTER			1	100%	1
BAPTIST ER TOWN CTR			1	100%	1
AZALEA HEALTH			1	100%	1
VITAE DIAGNOSTICS			1	100%	1
VISITING PHYSICIANS ASSOCIATION LABORATORY		1			1
BAPTIST HEALTH EXPRESS CARE AT KEY BISCAYNE			1	100%	1
AMERICAN FAMILY CARE			1	100%	1
ADVENTHEALTH CENTRA CARE BRANDON			1	100%	1
ADVANCED URGENT CARE OF MARATHON			1	100%	1
ADVENTHEALTH CENTRA CARE CARROLLWOOD			1	100%	1
WILLIAM A HINTON STATE LABORATORY INSTITUTE			1	100%	1
WILMINGTON VA MEDICAL CENTER			1	100%	1
ADVANCED MEDICAL LABORATORIES (AML)			1	100%	1

COVID-19: testing by laboratory

Data through Aug 18, 2020 verified as of Aug 19, 2020 at 09:25 AM

Data in this report are provisional and subject to change.

The numbers in the table below represent the number of Florida and non-Florida residents for whom test results were received by the Department of Health. A person can be tested by more than one laboratory and can have both positive and negative results. **Therefore, the sum of the numbers in each column will be larger than the total number of people tested.**

Reporting lab	Inconclusive	Negative	Positive	Percent positive	Total
ACCESS HEALTH CARE PHYSICIANS			1	100%	1
MAGNOLIA PEDIATRICS			1	100%	1
ACCESSLAB		1			1
ADVANCED LABORATORY SERVICES			1	100%	1
ACL LABORATORIES INDUSTRIAL TOXICOLOGY			1	100%	1
ADVENTIST HINSDALE HOSPITAL LABORATORY			1	100%	1
WEST			1	100%	1
WEST KENDALL HOSPITAL			1	100%	1
AMD			1	100%	1
WELLINGTON WEST 100176			1	100%	1
WELLOW URGENT CARE		1			1
ALLIANCE LABORATORY SERVICES			1	100%	1
AFFILIATED LABORATORIES INC			1	100%	1
AFC PATRIOT URGENT CARE			1	100%	1
WEST VIRGINIA UNIVERSITY HOSPITALS			1	100%	1
WEST PACIFIC MEDICAL LABORATORY			1	100%	1
ALABAMA REFERENCE LAB			1	100%	1
BASCOM PALMER-MICRO LAB			1	100%	1
BMC/JACSONVILLE		1			1
URGENT CARE NEW SMYRNA BEACH			1	100%	1
BRISTOL REGINAL MEDICAL CENTER			1	100%	1
CAH ACQUISITION COMPANY 11 LLC			1	100%	1
BROOKSVILLE REGIONAL HOSPITAL			1	100%	1
BLUEWATER TOXICOLOGY			1	100%	1
BLOOD SYSTEMS LABORATORIES			1	100%	1
BIOMERIEUX			1	100%	1
US LABORATORIES			1	100%	1
URGENT CARE WEST CLINIC			1	100%	1
BLOUNT MEMORIAL HOSPITAL		1			1
CALIFORNIA PUBLIC HEALTH LABORATORY			1	100%	1
CELEBRATION HOSPITAL			1	100%	1
CBC LAB			1	100%	1
UNIVERSITY OF FLORIDA			1	100%	1
CENTRA CARE- WINTER GARDEN			1	100%	1
UNIVERSITY OF BALTIMORE WASHINGTON MEDICAL CENTER			1	100%	1
CATHOLIC HEALTH SYSTEM DEPT LABORATORY		1			1
UNK			1	100%	1
UNKNOWN - MI			1	100%	1
CAROLINAS HEALTHCARE SYSTEM LAB			1	100%	1
CAROMONT HEALTH			1	100%	1
UNIVERSITY OF MISSOURI HEALTH CARE			1	100%	1
UTMB PATHOLOGY CLINICAL SERVICES LABORATORY			1	100%	1
VELOCITY CARE			1	100%	1
BAYLOR ESOTERIC AND MOLECULAR LAB			1	100%	1
BAYONET POINT HOSPITAL LAB			1	100%	1
BEAUFORT MEMORIAL			1	100%	1
BAYSHORE LABORATORY			1	100%	1

COVID-19: testing by laboratory

Data through Aug 18, 2020 verified as of Aug 19, 2020 at 09:25 AM

Data in this report are provisional and subject to change.

The numbers in the table below represent the number of Florida and non-Florida residents for whom test results were received by the Department of Health. A person can be tested by more than one laboratory and can have both positive and negative results. **Therefore, the sum of the numbers in each column will be larger than the total number of people tested.**

Reporting lab	Inconclusive	Negative	Positive	Percent positive	Total
BAYLOR COLLEGE OF MEDICINE			1	100%	1
VIDANT MEDICAL CENTER			1	100%	1
BAYCARE ALLIANT HOSPITAL			1	100%	1
BAYCARE MEDICAL GROUP			1	100%	1
BAYCARE OUTREACH LAB			1	100%	1
VETERANS OUTPATIENT CLINIC			1	100%	1
BEAUMONT HOSPITAL, GROSSE POINTE			1	100%	1
VA HOSPITAL			1	100%	1
VA HOSPITAL PATH & LAB			1	100%	1
VA GREATER LOS ANGELES HEALTH CARE SYSTEM			1	100%	1
BIODORON LABORATORIES			1	100%	1
UW HOSPITAL AND CLINICS			1	100%	1
VA OUT PATIENT CENTER			1	100%	1
BELLIN HEALTH LAB			1	100%	1
BEAUMONT REFERENCE LABORATORY			1	100%	1
VALLEY HOSPITAL MEDICAL CENTER		1			1
BERKSHIRE MEDICAL CENTER			1	100%	1
VA OUTPATIENT CLINIC			1	100%	1
MERCY HEALTH LAB			1	100%	1
MERCY – NORTH IOWA			1	100%	1
MERCY HEALTH—MUSKEGON		1			1
MI2297090CV HOLLAND-23D2189684		1			1
MHS LAB		1			1
MEMORIAL HERMANN CONSOLIDATED LABORATORY SERVICES			1	100%	1
MEDONE URGENT CARE			1	100%	1
MEDICAL CLINIC OF HOUSTON			1	100%	1
QUEST DIAGNOSTICS-WEST HILLS		1			1
MEMORIAL HEALTH UNIVERSITY MEDICAL CENTER			1	100%	1
MEDSTAR HARBOR HOSPITAL			1	100%	1
MIAMI BEACH URGENT CARE			1	100%	1
MOLECULAR PATHOLOGY LABORATORY			1	100%	1
MISSOURI DEPARTMENT OF HEALTH AND SENIOR SERVICES - STATE PH LAB		1			1
MONROE COUNTY HEALTH DEPARTMENT			1	100%	1
MONTEFIORE NYACK HOSPITAL AFFILIATED LABORATORY		1			1
MONTANA DEPARTMENT OF PUBLIC HEALTH & HUMAN SERVICES			1	100%	1
MINUTECLINIC DIAGNOSTICS MEDICAL GROUP		1			1
MINUTE CLINIC DIAGNOSTIC OF VIRGINIA		1			1
MID FLORIDA CLINICAL LABORATORY			1	100%	1
MINUTECLINIC DIAGNOSTIC OF RHODE ISLAND, LLC #212		1			1
MINUTECLINIC DIAGNOSTIC OF TEXAS		1			1
QUEST DIAGNOSTICS INC		1			1
RIVERSIDE MEDICAL GROUP		1			1
RIVERSIDE METHODIST HOSPITAL LAB			1	100%	1
RENOWN REGIONAL MEDICAL CENTER			1	100%	1
REGIONAL MEDICAL LABORATORY			1	100%	1
REMISE OCCUPATIONAL HEALTH SOLUTIONS INC			1	100%	1
RIVIERA BEACH HEALTH CENTER LAB			1	100%	1

COVID-19: testing by laboratory

Data through Aug 18, 2020 verified as of Aug 19, 2020 at 09:25 AM

Data in this report are provisional and subject to change.

The numbers in the table below represent the number of Florida and non-Florida residents for whom test results were received by the Department of Health. A person can be tested by more than one laboratory and can have both positive and negative results. **Therefore, the sum of the numbers in each column will be larger than the total number of people tested.**

Reporting lab	Inconclusive	Negative	Positive	Percent positive	Total
LOYOLA UNIVERSITY MEDICAL CENTER LABORATORY			1	100%	1
Lourdes Hospital			1	100%	1
LUCID DIAGNOSTICS LABS			1	100%	1
ROBERT WOOD JOHNSON HOSPITAL			1	100%	1
MAGNOLIA ADULT, LLC			1	100%	1
MARCO ISLAND HOSPITAL INC D/B/A			1	100%	1
MEDCOMP SCIENCES, LLC			1	100%	1
MD NOW URGENT CARE CENTER INC.			1	100%	1
MEDICAL ARTS LABORATORY			1	100%	1
MEDICAL CENTER ENTERPRISE			1	100%	1
MEDICAL CENTER AT OCEAN REEF			1	100%	1
MD 365 MEDICAL CARE PLLC		1			1
REFERENCE LABORATORY			1	100%	1
MARINA DEL REY HOSPITAL LAB			1	100%	1
MARION COUNTY HEALTH DEPARTMENT			1	100%	1
MCH PHYSICIANS GROUP			1	100%	1
MARYLAND DEPARTMENT OF HEALTH AND MENTAL HYGIENE			1	100%	1
MOUNT DORA PEDIATRICS		1			1
NOT GIVEN			1	100%	1
NORTON HEALTHCARE			1	100%	1
PHELPS HOSPITAL LABORATORY		1			1
PERDIDO URGENT CARE			1	100%	1
OHIO DEPARTMENT OF HEALTH			1	100%	1
NORTHWESTERN MEMORIAL HOSPITAL			1	100%	1
PLANT CITY PEDIATRICS		1			1
NORTHSIDE HOSPITAL DULUTH			1	100%	1
NORTHWELL HEALTH			1	100%	1
NORTHWEST FLORIDA CLINICAL LAB			1	100%	1
Northwell Lab			1	100%	1
PEDIATRIC HEALTHCARE ALLIANCE			1	100%	1
PATHLINE			1	100%	1
OSWEGO HOSPITAL LABORATORY		1			1
PALM SPRINGS GENERAL HOSPITAL			1	100%	1
PARROTT MEDICAL CLINIC			1	100%	1
PARKWAY REGIONAL MEDICAL CENTER LAB			1	100%	1
ORMC-ARDEN/EOI			1	100%	1
OMNICARE PHARMACY OF TEXAS 1, LP		1			1
PEDIATRIC ASSOCIATES - JACKSONVILLE			1	100%	1
PEACHEALTH LABORATORIES		1			1
ORANGE COUNTY HEALTH DEPT			1	100%	1
ONEIDA HEALTHCARE CENTER		1			1
NEW YORK CITY DEPARTMENT OF HEALTH			1	100%	1
NDX-CORE LAB			1	100%	1
PRORENATA LABS			1	100%	1
PRISMA HEALTH TUOMEY LABORATORY			1	100%	1
PROGENESIS INC			1	100%	1
NAVAL BRANCH MEDICAL CLINIC			1	100%	1

COVID-19: testing by laboratory

Data through Aug 18, 2020 verified as of Aug 19, 2020 at 09:25 AM

Data in this report are provisional and subject to change.

The numbers in the table below represent the number of Florida and non-Florida residents for whom test results were received by the Department of Health. A person can be tested by more than one laboratory and can have both positive and negative results. **Therefore, the sum of the numbers in each column will be larger than the total number of people tested.**

Reporting lab	Inconclusive	Negative	Positive	Percent positive	Total
MPG JACKSONVILLE ATLANTIC BLVD		1			1
QUEST - HOUSTON LAB			1	100%	1
Mt Sinai Aventura			1	100%	1
NATIONWIDE LABORATORY SERVICES		1			1
MUNSON MEDICAL CENTER			1	100%	1
NEW YORK STATE ELR - MERCY MEDICAL CENTER		1			1
NORTH SHORE HEMATOLOGY-ONCOLOGY ASSOCIATES, PC		1			1
NORTH RIVER FAMILY HEALTH CENTER			1	100%	1
POINT OF CARE			1	100%	1
NORTHERN WESTCHESTER HOSPITAL LABORATORY		1			1
NORTHERN LIGHT LABORATORY			1	100%	1
PORT ST LUCIE REHABILITATION AND HEALTHCARE			1	100%	1
NEW YORK STATE ELR - ST BARNABAS HOSPITAL		1			1
NEW YORK STATE ELR - MONTEFIORE MEDICAL CENTER LABORATORIES - WEILER			1	100%	1
NORTH BROWARD MEDICAL CENTER			1	100%	1
POUDRE VALLEY HOSPITAL			1	100%	1
NORTH CAROLINA STATE LABORATORY OF PUBLIC HEALTH, SPECTRUM LAB NETWORK			1	100%	1
HARLEM HOSPITAL CENTER		1			1
HARDIN MEMORIAL HOSPITAL - HEARTLAND PATHOLOGY CONSULTANTS			1	100%	1
HARTFORD HOSPITAL ANCILLARY LAB		1			1
HEALTH ALLIANCE			1	100%	1
HAWAII DEPARTMENT OF HEALTH LAB			1	100%	1
HANCOCK REGIONAL HOSPITAL		1			1
GEORGETOWN URGENT CARE			1	100%	1
GEORGE SAFRAN MD PC		1			1
GIFFORD MEMORIAL HOSPITAL		1			1
GSM OCED Subsection			1	100%	1
GRAND VIEW HOSPITAL			1	100%	1
HEALTH NETWORK LABORATORIES		1			1
ILLINOIS DEPT OF PUBLIC HEALTH LABS			1	100%	1
HYDE PARK MEDICAL CENTER		1			1
SPRING HILL REGIONAL HOSPITAL			1	100%	1
SPECTOR SCIENTIFIC LAB			1	100%	1
INDIAN RIVER CLINICAL LABORATORY, INC.		1			1
HOUSTON HEALTH DEPARTMENT - BUREAU OF LABORATORY SERVICES			1	100%	1
ST FRANCIS			1	100%	1
ST JOSEPHS CHILDRENS HOSPITAL OUTREACH			1	100%	1
HIGHLANDS CLINICAL LABORATORY			1	100%	1
HORIZON MEDICAL CENTER			1	100%	1
HOLY NAME MEDICAL CENTER		1			1
FLORIDA DEPARTMENT OF HEALTH IN MIAMI DADE COUNTY			1	100%	1
SUNCOAST URGENT CARE			1	100%	1
FLORIDA DEPARTMENT OF HEALTH PALM BEACH COUNTY			1	100%	1
FLORIDA HOSPITAL APOPKA			1	100%	1
FLORIDA HOSPITAL ALTAMONTE			1	100%	1
FLORIDA CLINICAL LABORATORY - BIOREFERENCE LABORATORIES			1	100%	1
SUNY AT STONY BROOK			1	100%	1

COVID-19: testing by laboratory

Data through Aug 18, 2020 verified as of Aug 19, 2020 at 09:25 AM

Data in this report are provisional and subject to change.

The numbers in the table below represent the number of Florida and non-Florida residents for whom test results were received by the Department of Health. A person can be tested by more than one laboratory and can have both positive and negative results. **Therefore, the sum of the numbers in each column will be larger than the total number of people tested.**

Reporting lab	Inconclusive	Negative	Positive	Percent positive	Total
SUNY UPSTATE MEDICAL UNIVERSITY			1	100%	1
FHCP-ORANGE CITY			1	100%	1
FIT4LIFE MEDICAL CENTER			1	100%	1
SUNRISE DIAGNOSTIC LABORATORY			1	100%	1
FLORIDA HOSPITAL LAB			1	100%	1
GAMMA HEALTHCARE, INC		1			1
ST. LUCIE COUNTY HEALTH DEPARTMENT		1			1
GATEWAY/ADVENT CENTRA CARE			1	100%	1
GENETRAIT LABORATORIES			1	100%	1
GENETIC ASSAYS INC			1	100%	1
ST. LUKE'S HOSPITAL - BETHLEHEM CAMPUS		1			1
STANLY REGIONAL MEDICAL CENTER			1	100%	1
State Lab Unspecifd			1	100%	1
ST.ELIZABETH HEALTH CENTER	1				1
ST. MARY MEDICAL CENTER		1			1
ST. VINCENT HOSPITAL			1	100%	1
INSPIRIT SENIOR LIVING			1	100%	1
SEA LEVEL LABS			1	100%	1
LabCorp L#09258090 M#09258105			1	100%	1
SCRIPPS CLINIC MEDICAL			1	100%	1
SCIENCE CARE			1	100%	1
LABCORP LAFAYETTE		1			1
LABCORP KANSAS CITY			1	100%	1
SHANDS AT LAKE SHORE LAB			1	100%	1
LABCORP - ORLANDO		1			1
LABCORP - PALM BEACH GARDENS			1	100%	1
LABCORP HOUSTON			1	100%	1
SENTARA NORFOLK GENERAL HOSPITAL CENTRAL LAB			1	100%	1
LABCORP SOUTH CHARLESTON			1	100%	1
LEESBURG FAMILY MEDICINE		1			1
LATE HOURS URGENT CARE			1	100%	1
LEGACY ER & URGENT CARE - FRISCO WEST			1	100%	1
LIBERTY HEALTH CENTER			1	100%	1
SACRED HEART MEDICAL GROUP			1	100%	1
LARGO MEDICAL CENTER INDIAN ROCKS			1	100%	1
LABCORP-PORT ST.LUCIE		1			1
LABCORP-CRYSTAL RIVER			1	100%	1
LAKEVIEW REGIONAL HOSPITAL			1	100%	1
LAKEWOOD RANCH ER 24/7			1	100%	1
SANFORD SOUTH UNIVERSITY		1			1
JOHN D. ARCHBOLD MEMORIAL HOSPITAL			1	100%	1
JEFFERSON COUNTY HEALTH DEPARTMENT-MONTICELLO		1			1
SOUTH LAKE FAMILY HEALTH CENTER			1	100%	1
KANA MEDICAL			1	100%	1
JRS LABORATORY			1	100%	1
ISLAND COAST PEDIATRICS		1			1
INTERMOUNTAIN MEDICAL CENTER			1	100%	1

COVID-19: testing by laboratory

Data through Aug 18, 2020 verified as of Aug 19, 2020 at 09:25 AM

Data in this report are provisional and subject to change.

The numbers in the table below represent the number of Florida and non-Florida residents for whom test results were received by the Department of Health. A person can be tested by more than one laboratory and can have both positive and negative results. **Therefore, the sum of the numbers in each column will be larger than the total number of people tested.**

Reporting lab	Inconclusive	Negative	Positive	Percent positive	Total
INTERMOUNTAIN CENTRAL LAB			1	100%	1
SOUTHWEST REGIONAL PCR LABORATORY			1	100%	1
SOUTHEAST GEORGIA HEALTH SYSTEM			1	100%	1
SOUTHWEST FLORIDA DIVISION LAB			1	100%	1
SONIC REFERENCE LABORATORY			1	100%	1
LABCORP - DAYTONA BEACH			1	100%	1
SKY RIDGE MEDICAL CENTER - MICRO			1	100%	1
LABCORP - HOLLYWOOD			1	100%	1
LABCORP - LADY LAKE			1	100%	1
LABCORP - JACKSONVILLE			1	100%	1
LAB CORP PHOENIX			1	100%	1
KENTUCKY CABINET FOR HEALTH AND FAMILY SERVICES			1	100%	1
KANSAS DEPARTMENT OF HEALTH			1	100%	1
SMITH NORTHVIEW HOSPITAL LAB			1	100%	1
KETTERING MEDICAL CENTER			1	100%	1
SMITH KLINE			1	100%	1
Total	31,625	5,027,142	746,905	13%	5,805,672