

COVID-19: summary of persons monitored, persons tested, and cases

Data through Aug 17, 2020 verified as of Aug 18, 2020 at 09:25 AM

Data in this report are provisional and subject to change.

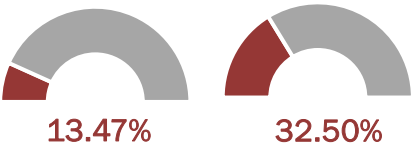
Monitored persons: people the Florida Department of Health was notified of for possible monitoring because they are a contact of a case, traveled from China, or were identified by the Centers for Disease Control and Prevention (CDC) as a part of a airline/ship contact investigation

Total reports	180,499
Total persons of high, medium, or unknown risk	176,832
High/medium/unknown risk still being monitored	12,606

Persons tested: includes PCR and antigen test results received by the Department of Health from the state public health laboratory (BPHL), as well as commercial and hospital laboratories

	Florida residents	Non-Florida residents
Total tested	4,266,865	18,855
Positive	573,811	6,121
Negative	3,686,397	12,711
Inconclusive	6,657	23
Awaiting testing	3,780	34

Percent positivity
(based on positive and negative results)



Cases: people with positive PCR or antigen test result

Total cases	579,932
Florida residents	573,811
Non-Florida residents	6,121
Type of testing	
Florida residents	573,811
Positive by BPHL/CDC	20,284
Positive by commercial/hospital lab	553,527
PCR positive	568,161
Antigen positive	5,650
Non-Florida residents	6,121
Positive by BPHL/CDC	213
Positive by commercial/hospital lab	5,908
PCR positive	5,887
Antigen positive	234

Characteristics	
Florida residents hospitalized	34,695
Florida resident deaths	9,758
Non-Florida resident deaths	135

Hospitalized counts include anyone who was hospitalized at some point during their illness. It does not reflect the number of people currently hospitalized.

More information on deaths identified through death certificate data is available on the National Center for Health Statistics website at www.cdc.gov/nchs/nvss/vsrr/COVID19/index.htm.

Risk factors for Florida residents	
Traveled	4,330
Contact with a known case	181,154
Traveled and contact with a known case	4,499
Neither	383,828
No travel and no contact	65,531
Travel is unknown	243,892
Contact is unknown	127,039
Contact is pending	176,483

Travel can be unknown and contact can be unknown or pending for the same case, these numbers will sum to more than the "neither" total.

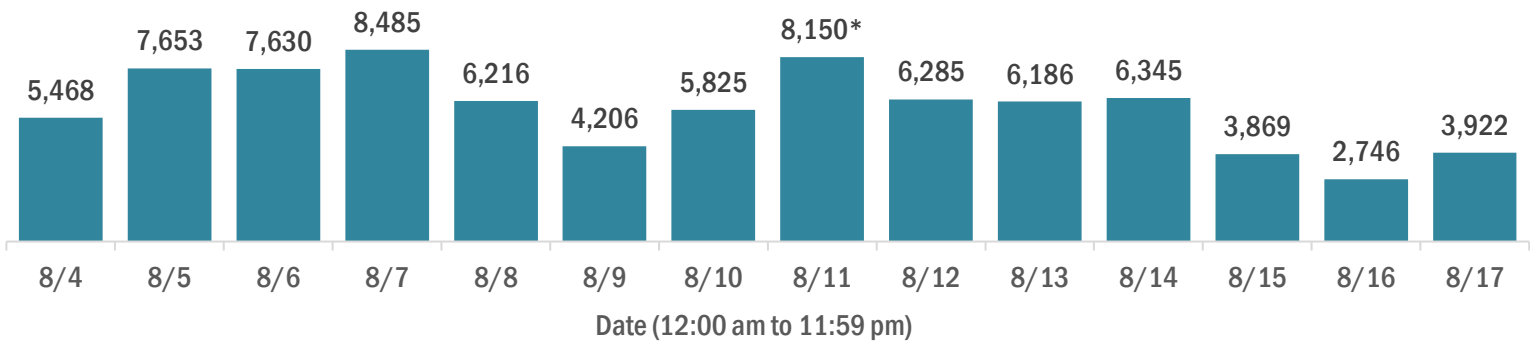
COVID-19: cases and laboratory testing over time

Data through Aug 17, 2020 verified as of Aug 18, 2020 at 09:25 AM

Data in this report are provisional and subject to change.

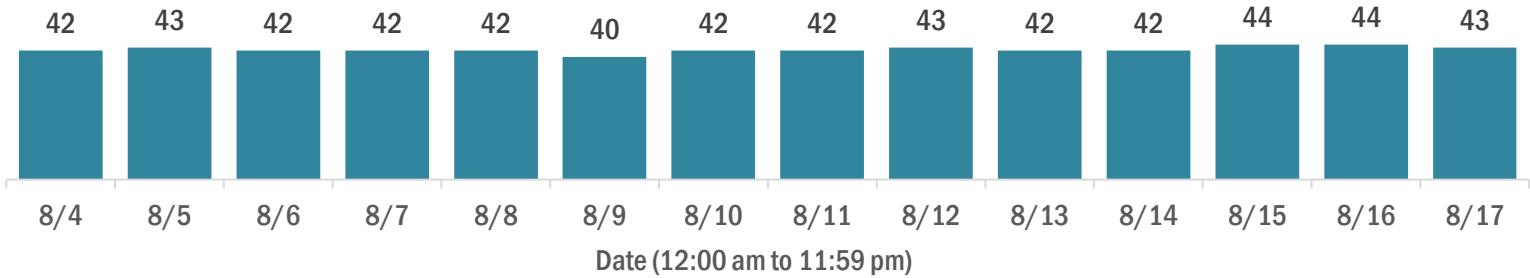
Cases in Florida residents per day for the past 2 weeks

Number of cases per day



* Includes a one-time historical data submission from a laboratory newly enrolled in the Department's electronic laboratory reporting (ELR) process. The number of new cases on 8/11 excluding the historical data submission was 5,218.

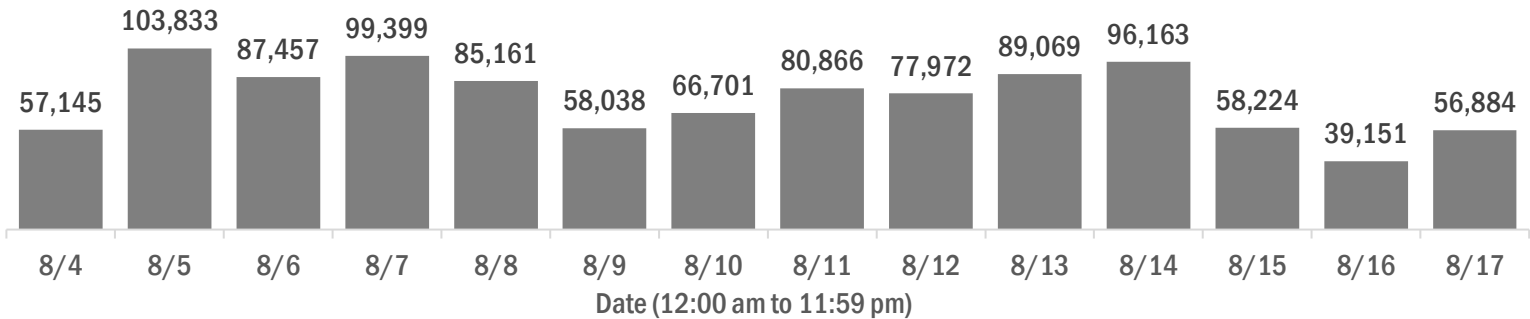
Median age of cases by day



Laboratory testing for Florida residents over the past 2 weeks

Number of Florida residents tested per day

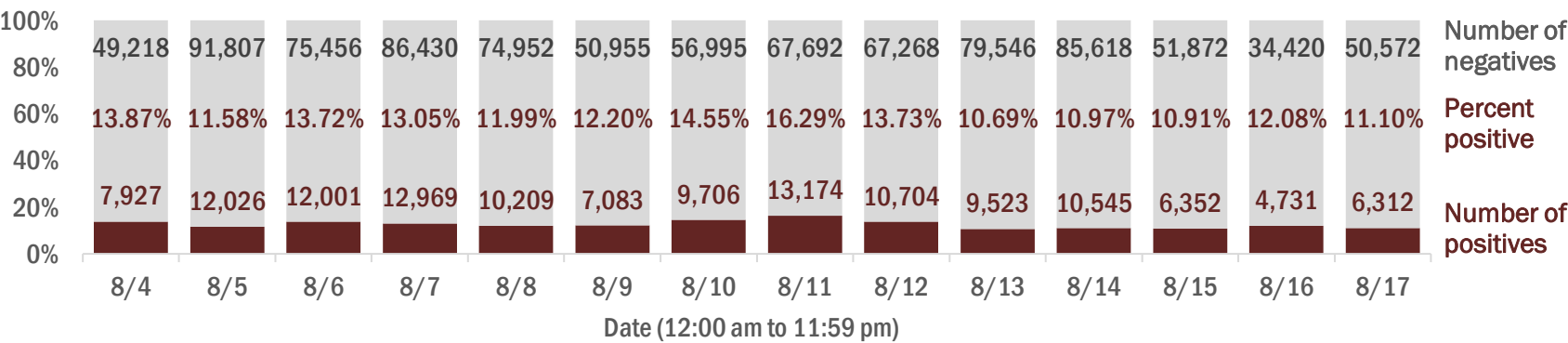
These counts include the number of people for whom the Department received PCR or antigen laboratory results by day. People tested on multiple days will be included for each day a new result was received. A person is only counted once for each day they are tested, regardless of whether multiple specimens are tested or multiple results are received.



Number and percent of Florida residents with positive test results

The percent of positive results ranged from 10.69% to 16.29% over the past 2 weeks and was 11.10% yesterday.

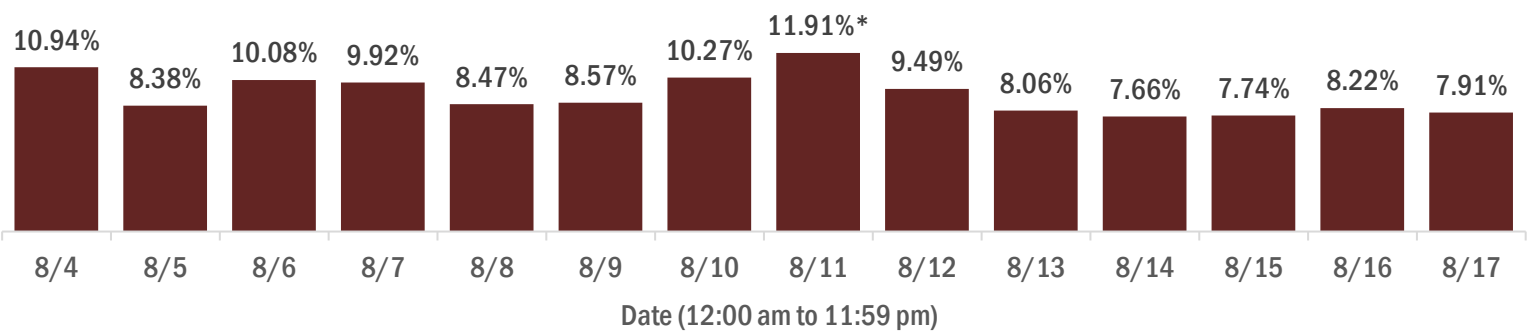
These counts include the number of people for whom the Department received PCR or antigen laboratory results by day. People tested on multiple days will be included for each day a new result was received. A person is only counted once for each day they are tested, regardless of whether multiple specimens are tested or multiple results are received. If a person has a positive specimen and a negative specimen in the same day, only the positive result is counted.



Percent positivity for new cases in Florida residents

The percent of positive results ranged from 7.66% to 11.91% over the past 2 weeks and was 7.91% yesterday.

This percent is the number of people who test PCR- or antigen-positive for the first time divided by all the people tested that day, excluding people who have previously tested positive.



* Includes a one-time historical data submission from a laboratory newly enrolled in the Department's electronic laboratory reporting (ELR) process. The percent positivity on 8/11 excluding the historical data submission was 9.35%.

COVID-19: characteristics of 573,811 Florida resident cases

Data through Aug 17, 2020 verified as of Aug 18, 2020 at 09:25 AM

Data in this report are provisional and subject to change.

Age group	Cases		Hospitalizations		Deaths	
0-4 years	9,723	2%	222	1%	0	0%
5-14 years	23,211	4%	196	1%	3	0%
15-24 years	85,815	15%	887	3%	24	0%
25-34 years	109,258	19%	2,037	6%	65	1%
35-44 years	94,583	16%	3,067	9%	195	2%
45-54 years	92,099	16%	4,496	13%	412	4%
55-64 years	74,771	13%	6,171	18%	1,038	11%
65-74 years	43,269	8%	6,727	19%	2,028	21%
75-84 years	24,815	4%	6,266	18%	2,837	29%
85+ years	14,532	3%	4,622	13%	3,156	32%
Unknown	1,735	0%	4	0%	0	0%
Total	573,811		34,695		9,758	

Gender	Cases	
Female	292,354	51%
Male	277,179	48%
Unknown	4,278	1%
Total	573,811	

Ethnicity	Cases		Hospitalizations		Deaths	
Hispanic	158,723	28%	10,653	31%	2,404	25%
Non-Hispanic	207,739	36%	21,702	63%	6,354	65%
Unknown	207,349	36%	2,340	7%	1,000	10%
Total	573,811		34,695		9,758	

Race and ethnicity	Cases		Hospitalizations		Deaths	
White	234,273	41%	20,723	60%	6,487	66%
Hispanic	104,288	18%	7,553	22%	1,856	19%
Non-Hispanic	110,059	19%	12,339	36%	4,213	43%
Unknown	19,926	3%	831	2%	418	4%
Black	87,973	15%	8,449	24%	1,940	20%
Hispanic	4,053	1%	361	1%	61	1%
Non-Hispanic	74,268	13%	7,804	22%	1,787	18%
Unknown	9,652	2%	284	1%	92	1%
Other race	69,745	12%	4,142	12%	820	8%
Hispanic	35,191	6%	2,438	7%	404	4%
Non-Hispanic	19,944	3%	1,443	4%	319	3%
Unknown	14,610	3%	261	1%	97	1%
Unknown race	181,820	32%	1,381	4%	511	5%
Hispanic	15,191	3%	301	1%	83	1%
Non-Hispanic	3,468	1%	116	0%	35	0%
Unknown	163,161	28%	964	3%	393	4%
Total	573,811		34,695		9,758	

Hospitalization counts include anyone who was hospitalized at some point during their illness. It does not reflect the number of people currently hospitalized. **Other race** includes any person with a race of American Indian/Alaskan native, Asian, native Hawaiian/Pacific Islander, or other.

COVID-19: deaths in Florida residents and staff of long-term care facilities

Data through Aug 17, 2020 verified as of Aug 18, 2020 at 09:25 AM

Data in this report are provisional and subject to change.

For current cases in residents or staff of long-term care facilities, please visit: <https://floridahealthcovid19.gov/>

County	Deaths		County	Deaths		County	Deaths	
Dade	663	<div></div> 16%	Marion	42	<div></div> 1%	Calhoun	6	<div></div> 0%
Palm Beach	412	<div></div> 10%	Osceola	37	<div></div> 1%	Gilchrist	5	<div></div> 0%
Pinellas	393	<div></div> 10%	Indian River	33	<div></div> 1%	Jefferson	4	<div></div> 0%
Broward	307	<div></div> 7%	Okaloosa	32	<div></div> 1%	Okeechobee	4	<div></div> 0%
Hillsborough	239	<div></div> 6%	Suwannee	32	<div></div> 1%	Baker	3	<div></div> 0%
Lee	210	<div></div> 5%	Lake	31	<div></div> 1%	Nassau	3	<div></div> 0%
Polk	208	<div></div> 5%	Hernando	27	<div></div> 1%	Bradford	2	<div></div> 0%
Manatee	117	<div></div> 3%	St. Johns	23	<div></div> 1%	Hardee	2	<div></div> 0%
Brevard	109	<div></div> 3%	Hendry	19	<div></div> 0%	Holmes	2	<div></div> 0%
Sarasota	109	<div></div> 3%	Bay	13	<div></div> 0%	Desoto	1	<div></div> 0%
Seminole	105	<div></div> 3%	Citrus	13	<div></div> 0%	Flagler	1	<div></div> 0%
St. Lucie	100	<div></div> 2%	Alachua	12	<div></div> 0%	Lafayette	1	<div></div> 0%
Duval	98	<div></div> 2%	Walton	12	<div></div> 0%	Levy	1	<div></div> 0%
Volusia	93	<div></div> 2%	Washington	12	<div></div> 0%	Monroe	1	<div></div> 0%
Escambia	82	<div></div> 2%	Putnam	11	<div></div> 0%	Taylor	1	<div></div> 0%
Pasco	75	<div></div> 2%	Sumter	11	<div></div> 0%	Total	4,118	
Collier	73	<div></div> 2%	Leon	10	<div></div> 0%			
Orange	73	<div></div> 2%	Santa Rosa	9	<div></div> 0%			
Martin	62	<div></div> 2%	Columbia	8	<div></div> 0%			
Charlotte	55	<div></div> 1%	Gadsden	8	<div></div> 0%			
Jackson	46	<div></div> 1%	Highlands	7	<div></div> 0%			
Clay	43	<div></div> 1%	Madison	7	<div></div> 0%			

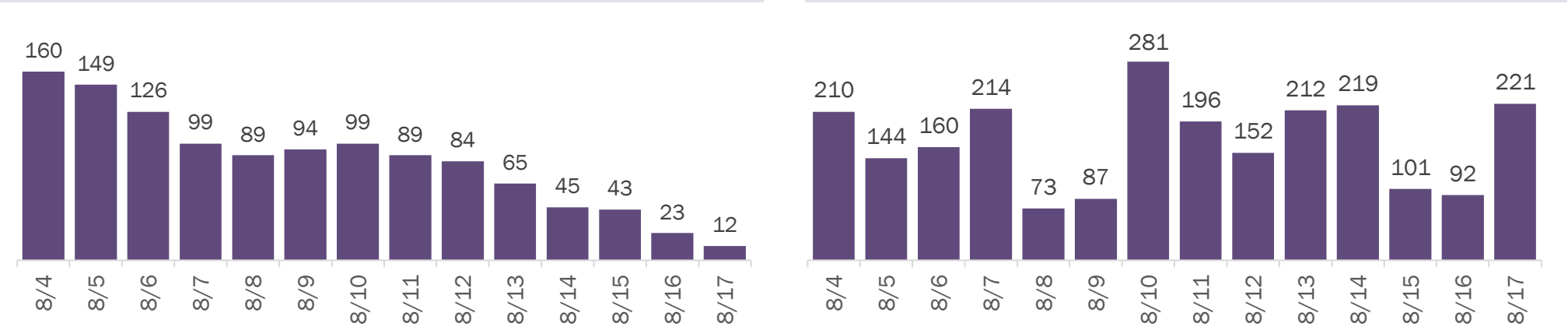
Note: cases are summarized by the county of usual residence. Residents and staff may be cases associated with facilities that are not in their county of usual residence, resulting in cases being included below for counties that do not have facilities with known cases.

COVID-19: cases in Florida residents who have died

Data through Aug 17, 2020 verified as of Aug 18, 2020 at 09:25 AM

Data in this report are provisional and subject to change.

Demographics for all identified COVID-19 deaths: 9,758				
Deaths by date of death		Deaths by date reported to the Department		



Median age: 79 years				
Age group	Deaths	Cases	Case fatality rate	Mortality rate per 100,000 population
0-4 years	0	9,723	0.0%	0.0
5-14 years	3	23,211	0.0%	0.1
15-24 years	24	85,815	0.0%	1.0
25-34 years	65	109,258	0.1%	2.3
35-44 years	195	94,583	0.2%	7.5
45-54 years	412	92,099	0.4%	14.8
55-64 years	1,038	74,771	1.4%	35.9
65-74 years	2,028	43,269	4.7%	83.6
75-84 years	2,837	24,815	11.4%	202.0
85+ years	3,156	14,532	21.7%	546.5
Unknown	0	1,735	0.0%	
Total	9,758	573,811	1.7%	45.2

Race	Deaths	Cases	Case fatality rate	Mortality rate per 100,000 population
White	6,487	234,273	2.8%	38.8
Black	1,940	87,973	2.2%	53.0
Other	820	69,745	1.2%	65.9
Unknown	511	181,820	0.3%	
Total	9,758	573,811	1.7%	45.2

Gender	Deaths	Cases	Case fatality rate	Mortality rate per 100,000 population
Female	4,365	292,354	1.5%	39.5
Male	5,380	277,179	1.9%	51.0
Unknown	13	4,278	0.3%	
Total	9,758	573,811	1.7%	45.2

Ethnicity	Deaths	Cases	Case fatality rate	Mortality rate per 100,000 population
Hispanic	2,404	158,723	1.5%	42.3
Non-Hispanic	6,354	207,739	3.1%	39.9
Unknown	1,000	207,349	0.5%	
Total	9,758	573,811	1.7%	45.2

Age group distribution for deaths reported since previous report, previous 2 weeks, and cumulatively					
220 deaths reported since previous report		2,362 deaths reported from Aug 4 - Aug 17		9,758 deaths reported cumulatively	
0-4 years	0	0-4 years	0	0-4 years	0
5-14 years	0	5-14 years	0	5-14 years	3
15-24 years	2	15-24 years	4	15-24 years	24
25-34 years	1	25-34 years	12	25-34 years	65
35-44 years	3	35-44 years	36	35-44 years	195
45-54 years	7	45-54 years	88	45-54 years	412
55-64 years	26	55-64 years	278	55-64 years	1,038
65-74 years	55	65-74 years	514	65-74 years	2,028
75-84 years	63	75-84 years	714	75-84 years	2,837
85+ years	63	85+ years	716	85+ years	3,156
Unknown	0	Unknown	0	Unknown	0

COVID-19: cases in Florida residents who have died

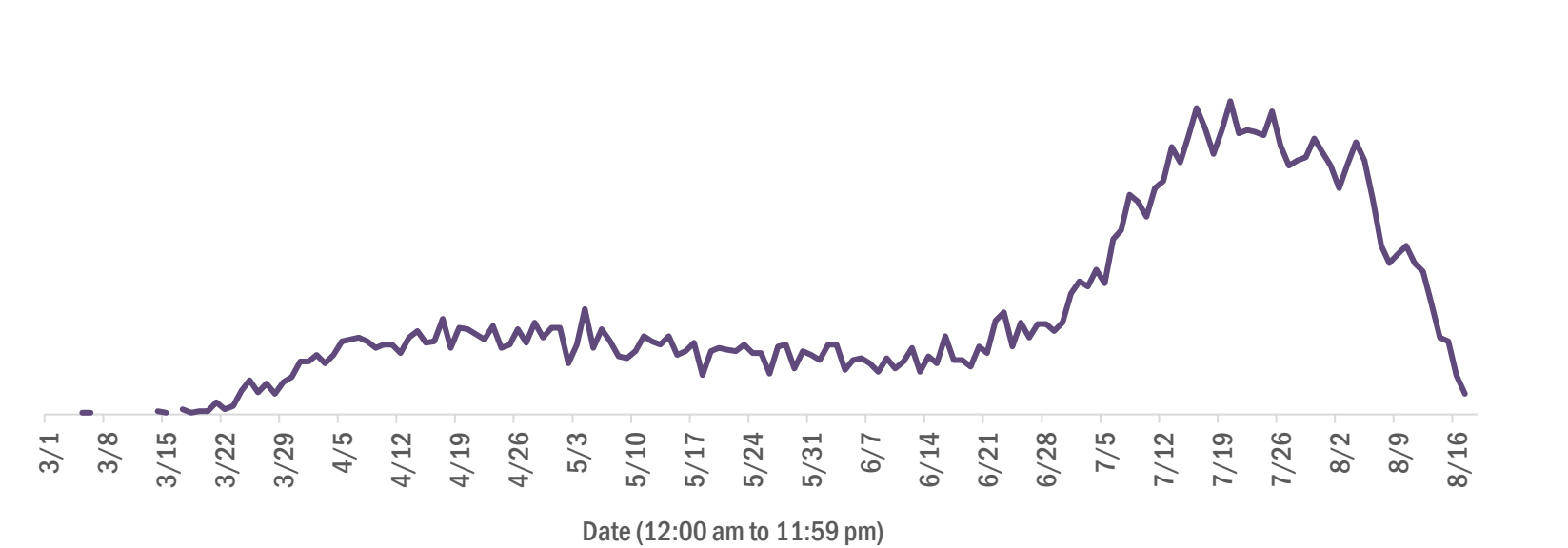
Data through Aug 17, 2020 verified as of Aug 18, 2020 at 09:25 AM

Data in this report are provisional and subject to change.

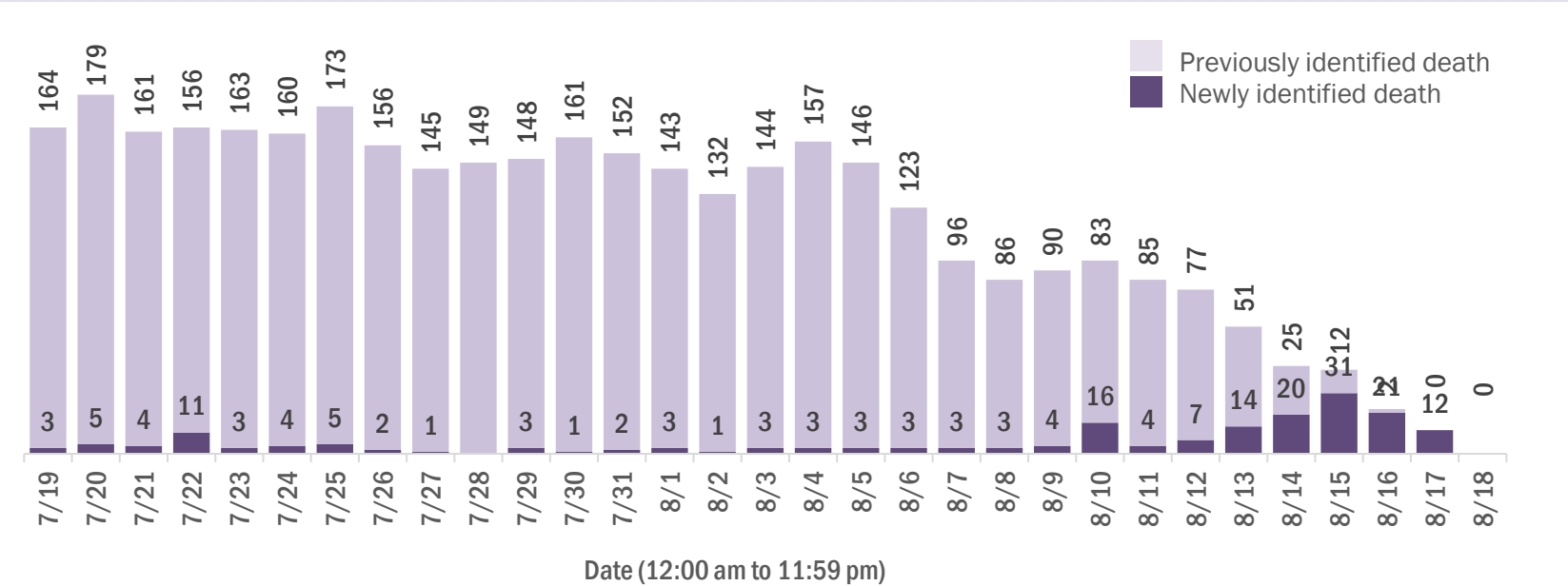
Deaths in Florida residents by date of death

9,758 deaths reported cumulatively, 220 deaths reported since previous report

March to present



Past 30 days



COVID-19: characteristics of 579,932 cases

Data through Aug 17, 2020 verified as of Aug 18, 2020 at 09:25 AM

Data in this report are provisional and subject to change.

Tables below include cases in Florida residents and non-Florida residents.

All 67 Florida counties have cases:

County	FL resident cases		Non-FL resident cases	Total cases	FL resident deaths	FL death rate
Dade	146,031	<div></div> 25%	959	146,990	2,126	1.5%
Broward	66,646	<div></div> 12%	547	67,193	1,025	1.5%
Palm Beach	39,109	<div></div> 7%	351	39,460	1,006	2.6%
Hillsborough	34,464	<div></div> 6%	141	34,605	490	1.4%
Orange	33,295	<div></div> 6%	414	33,709	352	1.1%
Duval	24,575	<div></div> 4%	261	24,836	230	0.9%
Pinellas	18,738	<div></div> 3%	138	18,876	570	3.0%
Lee	17,196	<div></div> 3%	299	17,495	384	2.2%
Polk	15,553	<div></div> 3%	54	15,607	387	2.5%
Collier	10,833	<div></div> 2%	144	10,977	159	1.5%
Osceola	10,341	<div></div> 2%	83	10,424	121	1.2%
Escambia	9,469	<div></div> 2%	936	10,405	159	1.7%
Manatee	9,784	<div></div> 2%	107	9,891	247	2.5%
Volusia	8,482	<div></div> 1%	61	8,543	171	2.0%
Seminole	7,503	<div></div> 1%	27	7,530	151	2.0%
Pasco	7,482	<div></div> 1%	45	7,527	152	2.0%
Marion	7,434	<div></div> 1%	14	7,448	118	1.6%
Sarasota	6,710	<div></div> 1%	54	6,764	178	2.7%
Brevard	6,593	<div></div> 1%	21	6,614	181	2.7%
St. Lucie	6,304	<div></div> 1%	22	6,326	206	3.3%
Lake	5,664	<div></div> 1%	34	5,698	89	1.6%
Leon	5,396	<div></div> 1%	120	5,516	27	0.5%
Bay	4,808	<div></div> 1%	78	4,886	67	1.4%
Alachua	4,655	<div></div> 1%	58	4,713	29	0.6%
Santa Rosa	4,225	<div></div> 1%	39	4,264	50	1.2%
St. Johns	3,971	<div></div> 1%	50	4,021	50	1.3%
Martin	3,935	<div></div> 1%	32	3,967	104	2.6%
Okaloosa	3,745	<div></div> 1%	28	3,773	63	1.7%
Clay	3,500	<div></div> 1%	12	3,512	69	2.0%
Columbia	3,060	<div></div> 1%	11	3,071	26	0.8%
Indian River	2,653	<div></div> 0%	15	2,668	67	2.5%
Charlotte	2,388	<div></div> 0%	6	2,394	103	4.3%
Suwannee	2,275	<div></div> 0%	17	2,292	48	2.1%
Hernando	2,268	<div></div> 0%	16	2,284	61	2.7%
Jackson	2,095	<div></div> 0%	16	2,111	53	2.5%

County	FL resident cases		Non-FL resident cases	Total cases	FL resident deaths	FL death rate
Gadsden	2,052	0%	8	2,060	29	1.4%
Hendry	1,884	0%	2	1,886	39	2.1%
Citrus	1,818	0%	5	1,823	43	2.4%
Monroe	1,620	0%	30	1,650	13	0.8%
Highlands	1,633	0%	6	1,639	42	2.6%
Putnam	1,623	0%	1	1,624	33	2.0%
Sumter	1,578	0%	8	1,586	45	2.9%
Walton	1,382	0%	124	1,506	18	1.3%
Desoto	1,421	0%	3	1,424	21	1.5%
Nassau	1,267	0%	87	1,354	13	1.0%
Flagler	1,159	0%	11	1,170	14	1.2%
Okeechobee	1,151	0%	4	1,155	12	1.0%
Taylor	1,107	0%	3	1,110	5	0.5%
Baker	1,086	0%	0	1,086	4	0.4%
Lafayette	1,030	0%	0	1,030	4	0.4%
Hardee	1,012	0%	7	1,019	8	0.8%
Washington	924	0%	10	934	14	1.5%
Levy	790	0%	4	794	5	0.6%
Wakulla	785	0%	6	791	5	0.6%
Unknown	236	0%	544	780	0	0.0%
Madison	759	0%	13	772	12	1.6%
Gulf	750	0%	10	760	5	0.7%
Hamilton	635	0%	5	640	4	0.6%
Dixie	608	0%	1	609	4	0.7%
Bradford	581	0%	0	581	4	0.7%
Holmes	546	0%	10	556	4	0.7%
Calhoun	506	0%	0	506	8	1.6%
Union	493	0%	0	493	5	1.0%
Franklin	476	0%	3	479	3	0.6%
Jefferson	468	0%	6	474	5	1.1%
Glades	423	0%	0	423	3	0.7%
Gilchrist	416	0%	0	416	8	1.9%
Liberty	412	0%	0	412	7	1.7%
Total	573,811		6,121	579,932	9,758	1.7%

COVID-19: characteristics of 573,811 Florida resident cases

Data through Aug 17, 2020 verified as of Aug 18, 2020 at 09:25 AM

Data in this report are provisional and subject to change.

The table below includes the cities and counties of residence for cases in Florida residents based on the patient's ZIP Code.

Note that city is not always received as part of the initial notification and may be missing while the case is being investigated.

City and county	Cases
Miami, Dade	87,159
Orlando, Orange	25,254
Jacksonville, Duval	22,934
Hialeah, Dade	21,010
Tampa, Hillsborough	20,782
Fort Lauderdale, Broward	14,799
Hollywood, Broward	12,818
Homestead, Dade	9,913
West Palm Beach, Palm Beach	9,790
Kissimmee, Osceola	8,340
Naples, Collier	7,915
Pompano Beach, Broward	7,819
Saint Petersburg, Pinellas	7,714
Pensacola, Escambia	7,590
Fort Myers, Lee	7,078
Bradenton, Manatee	6,708
Ocala, Marion	5,912
Lake Worth, Palm Beach	5,444
Boca Raton, Palm Beach	5,380
Tallahassee, Leon	5,259
Lakeland, Polk	4,908
Sarasota, Sarasota	4,889
Miramar, Broward	4,274
Cape Coral, Lee	4,006
Gainesville, Alachua	3,759
Clearwater, Pinellas	3,704
Port Saint Lucie, St. Lucie	3,695
Miami Gardens, Dade	3,689
Boynton Beach, Palm Beach	3,524
Miami Beach, Dade	3,499
Lehigh Acres, Lee	3,490
Panama City, Bay	3,130
Winter Haven, Polk	3,045
Coral Springs, Broward	2,951
Lake City, Columbia	2,911
Delray Beach, Palm Beach	2,669
Sunrise, Broward	2,417
Davie, Broward	2,403
Milton, Santa Rosa	2,346
Opa Locka, Dade	2,313
Fort Pierce, St. Lucie	2,309
Brandon, Hillsborough	2,264
Doral, Dade	2,209
Riverview, Hillsborough	2,194
Immokalee, Collier	2,191
Plant City, Hillsborough	2,186
Apopka, Orange	2,141
Missing, Broward	2,139
Saint Augustine, St. Johns	2,129
Largo, Pinellas	1,976
Live Oak, Suwannee	1,952
North Miami Beach, Dade	1,949
Melbourne, Brevard	1,941
Stuart, Martin	1,895
Daytona Beach, Volusia	1,881
Vero Beach, Indian River	1,870
Tamarac, Broward	1,848
Plantation, Broward	1,845
Deerfield Beach, Broward	1,842

COVID-19: characteristics of 573,811 Florida resident cases

Data through Aug 17, 2020 verified as of Aug 18, 2020 at 09:25 AM

Data in this report are provisional and subject to change.

The table below includes the cities and counties of residence for cases in Florida residents based on the patient's ZIP Code.

Note that city is not always received as part of the initial notification and may be missing while the case is being investigated.

City and county	Cases
Sanford, Seminole	1,837
Jupiter, Palm Beach	1,774
Saint Cloud, Osceola	1,703
New Port Richey, Pasco	1,687
Orange Park, Clay	1,647
Miami Lakes, Dade	1,641
Deltona, Volusia	1,594
Margate, Broward	1,512
Weston, Broward	1,479
Lake Worth Beach, Palm Beach	1,471
Clermont, Lake	1,459
Palmetto, Manatee	1,447
Coral Gables, Dade	1,423
Palm Bay, Brevard	1,389
Deland, Volusia	1,345
Fort Walton Beach, Okaloosa	1,345
North Lauderdale, Broward	1,330
Coconut Creek, Broward	1,307
Hallandale, Broward	1,272
Palm Beach Gardens, Palm Beach	1,265
Winter Garden, Orange	1,256
Haines City, Polk	1,254
Altamonte Springs, Seminole	1,250
Arcadia, Desoto	1,250
Davenport, Polk	1,234
Spring Hill, Hernando	1,228
Winter Park, Orange	1,207
Port Charlotte, Charlotte	1,195
Missing, Dade	1,172
Ocoee, Orange	1,167
Oviedo, Seminole	1,153
Bonita Springs, Lee	1,128
Cutler Ridge, Dade	1,117
Royal Palm Beach, Palm Beach	1,099
Okeechobee, Okeechobee	1,087
North Miami, Dade	1,078
Quincy, Gadsden	1,064
Wellington, Palm Beach	1,052
Land O Lakes, Pasco	1,050
Palm Harbor, Pinellas	1,042
Oakland Park, Broward	1,038
Wesley Chapel, Pasco	1,036
Perry, Taylor	1,020
Mayo, Lafayette	1,008
Clewiston, Hendry	988
Pinellas Park, Pinellas	982
Ruskin, Hillsborough	982
Valrico, Hillsborough	935
Indiantown, Martin	935
Punta Gorda, Charlotte	928
Lutz, Hillsborough	926
Pembroke Pines, Broward	909
Longwood, Seminole	903
Belle Glade, Palm Beach	881
Seminole, Pinellas	880
Century, Escambia	879
Palm Coast, Flagler	867
Leesburg, Lake	867
Missing, Palm Beach	849

COVID-19: characteristics of 573,811 Florida resident cases

Data through Aug 17, 2020 verified as of Aug 18, 2020 at 09:25 AM

Data in this report are provisional and subject to change.

The table below includes the cities and counties of residence for cases in Florida residents based on the patient's ZIP Code.

Note that city is not always received as part of the initial notification and may be missing while the case is being investigated.

City and county	Cases
Florida City, Dade	842
Wimauma, Hillsborough	813
North Port, Sarasota	796
Palatka, Putnam	790
Casselberry, Seminole	771
Ormond Beach, Volusia	768
Brooksville, Hernando	767
Bartow, Polk	763
Middleburg, Clay	762
Key West, Monroe	762
Windermere, Orange	755
Crestview, Okaloosa	752
Lynn Haven, Bay	744
Chipley, Washington	736
Graceville, Jackson	728
Cocoa, Brevard	726
Jacksonville Beach, Duval	724
Cantonment, Escambia	723
Kissimmee, Polk	720
Sebring, Highlands	705
Carol City, Dade	701
Auburndale, Polk	693
Crawfordville, Wakulla	663
Lake Mary, Seminole	660
Dade City, Pasco	658
Tavares, Lake	655
North Fort Myers, Lee	648
Zephyrhills, Pasco	643
Aventura, Dade	642
Hudson, Pasco	633
Gulf Breeze, Santa Rosa	621
Sanderson, Baker	621
Panama City Beach, Bay	616
Port Richey, Pasco	612
Port Orange, Volusia	604
Labelle, Hendry	604
Lake Wales, Polk	602
Crossings, Dade	596
Loxahatchee, Palm Beach	592
Tarpon Springs, Pinellas	575
Venice, Sarasota	565
Winter Springs, Seminole	556
Riviera Beach, Palm Beach	553
Mulberry, Polk	548
Marianna, Jackson	548
Seffner, Hillsborough	545
Cooper City, Broward	536
Maitland, Orange	532
Sarasota, Manatee	528
Saint Johns, St. Johns	518
Orange City, Volusia	516
Navarre, Santa Rosa	515
Destin, Okaloosa	515
Avon Park, Highlands	513
Holiday, Pasco	500
Merritt Island, Brevard	492
Ponte Vedra Beach, St. Johns	492
Eustis, Lake	477
Santa Rosa Beach, Walton	477

COVID-19: characteristics of 573,811 Florida resident cases

Data through Aug 17, 2020 verified as of Aug 18, 2020 at 09:25 AM

Data in this report are provisional and subject to change.

The table below includes the cities and counties of residence for cases in Florida residents based on the patient's ZIP Code.

Note that city is not always received as part of the initial notification and may be missing while the case is being investigated.

City and county	Cases
Fernandina Beach, Nassau	475
Missing, Collier	470
South Bay, Palm Beach	467
Defuniak Springs, Walton	467
Green Cove Springs, Clay	464
Starke, Bradford	460
Dunedin, Pinellas	459
The Villages, Sumter	456
Dania, Broward	455
Wauchula, Hardee	455
Titusville, Brevard	453
Madison, Madison	452
Inverness, Citrus	444
Parrish, Manatee	442
Everglades National Park, Dade	436
Niceville, Okaloosa	435
Gibsonton, Hillsborough	431
Wewahitchka, Gulf	428
Dover, Hillsborough	427
Jasper, Hamilton	426
Fleming Island, Clay	425
Pahokee, Palm Beach	422
Monticello, Jefferson	419
Mount Dora, Lake	419
Havana, Gadsden	418
Bonifay, Holmes	411
New Smyrna Beach, Volusia	410
Lantana, Palm Beach	409
Rockledge, Brevard	408
Key Biscayne, Dade	408
Palm City, Martin	405
Groveland, Lake	403
South Miami, Dade	398
Esterro, Lee	398
Parkland, Broward	395
Moore Haven, Glades	392
Odessa, Hillsborough	389
Fellsmere, Indian River	382
Lake Butler, Union	381
Missing, Hillsborough	379
Pinecrest, Dade	369
Missing, Duval	362
Cross City, Dixie	362
El Portal, Dade	358
Crescent City, Putnam	352
Coconut Grove, Dade	347
Lauderdale Lakes, Broward	345
Atlantic Beach, Duval	342
Carrabelle, Franklin	342
Bristol, Liberty	341
Blountstown, Calhoun	340
Biscayne Park, Dade	333
Missing, Orange	332
Debary, Volusia	330
Polk City, Polk	329
Oldsmar, Pinellas	329
Pace, Santa Rosa	324
Lauderhill, Broward	324
Palm Springs, Palm Beach	321

COVID-19: characteristics of 573,811 Florida resident cases

Data through Aug 17, 2020 verified as of Aug 18, 2020 at 09:25 AM

Data in this report are provisional and subject to change.

The table below includes the cities and counties of residence for cases in Florida residents based on the patient's ZIP Code.

Note that city is not always received as part of the initial notification and may be missing while the case is being investigated.

City and county	Cases
Sun City Center, Hillsborough	321
Lithia, Hillsborough	318
North Palm Beach, Palm Beach	315
Hobe Sound, Martin	314
South Miami Heights, Dade	310
Wildwood, Sumter	305
Alachua, Alachua	300
Missing, Pasco	298
Frostproof, Polk	298
Apollo Beach, Hillsborough	295
Summerfield, Marion	291
Missing, Santa Rosa	290
Coral, Dade	285
Macclenny, Baker	284
Missing, St. Lucie	284
Missing, St. Johns	277
Missing, Polk	273
Yulee, Nassau	271
Wilton Manors, Broward	269
Ellenton, Manatee	265
Crystal River, Citrus	263
Bellevue, Marion	262
Williston, Levy	262
Sebastian, Indian River	259
Bowling Green, Hardee	255
Fort Meade, Polk	254
Bushnell, Sumter	253
Trenton, Gilchrist	252
Missing, Hendry	252
Ponte Vedra, St. Johns	247
Lake Placid, Highlands	246
Safety Harbor, Pinellas	244
Chattahoochee, Gadsden	239
Uleta, Dade	235
Dunnellon, Marion	235
Sneads, Jackson	234
Port Saint Joe, Gulf	227
Homosassa, Citrus	225
Kendall, Dade	222
Callahan, Nassau	222
Key Largo, Monroe	219
Jensen Beach, Martin	216
Chiefland, Levy	215
Lady Lake, Lake	212
Old Town, Dixie	209
Missing, Citrus	207
Newberry, Alachua	207
Mary Esther, Okaloosa	203
Palmetto Bay, Dade	201
Edgewater, Volusia	195
Missing, Marion	191
Shalimar, Okaloosa	190
Mascotte, Lake	188
Missing, Volusia	186
Malone, Jackson	183
Missing, Hardee	182
Missing, Osceola	179
Lake Alfred, Polk	178
Freeport, Walton	177

COVID-19: characteristics of 573,811 Florida resident cases

Data through Aug 17, 2020 verified as of Aug 18, 2020 at 09:25 AM

Data in this report are provisional and subject to change.

The table below includes the cities and counties of residence for cases in Florida residents based on the patient's ZIP Code.

Note that city is not always received as part of the initial notification and may be missing while the case is being investigated.

City and county	Cases
Missing, Madison	177
Missing, Hernando	176
Southwest Ranches, Broward	176
Thonotosassa, Hillsborough	176
Lecanto, Citrus	172
Missing, Brevard	169
Marathon, Monroe	167
Jacksonville, St. Johns	167
Coleman, Sumter	165
Bronson, Levy	157
Minneola, Lake	157
Beverly Hills, Citrus	156
West Melbourne, Brevard	154
Satellite Beach, Brevard	154
Marco Island, Collier	153
Missing, Highlands	152
Sweetwater, Dade	151
Missing, Monroe	151
Pierson, Volusia	149
Spring Hill, Pasco	149
Citra, Marion	148
Hilliard, Nassau	148
Neptune Beach, Duval	148
Myakka City, Manatee	147
Missing, Desoto	146
Missing, Seminole	146
Cocoa Beach, Brevard	145
Clearwater Beach, Pinellas	141
Nokomis, Sarasota	141
Sorrento, Lake	137
Midway, Gadsden	136
Fort White, Columbia	136
Lake Park, Palm Beach	136
Missing, Martin	133
Jennings, Hamilton	131
Fisher Island, Dade	131
Englewood, Charlotte	131
Missing, Indian River	129
Missing, Sarasota	128
Missing, Pinellas	127
Tavernier, Monroe	127
Medley, Dade	127
Olympia Heights, Dade	126
Gulfport, Pinellas	123
Dunnellon, Citrus	121
Bell, Gilchrist	121
De Leon Springs, Volusia	120
Holly Hill, Volusia	120
Missing, Unknown	119
Miramar Beach, Walton	119
Umatilla, Lake	119
Molino, Escambia	117
High Springs, Alachua	117
Golden Beach, Dade	116
Fruitland Park, Lake	114
Missing, Nassau	114
Glen Saint Mary, Baker	113
Bunnell, Flagler	113
Jay, Santa Rosa	113

COVID-19: characteristics of 573,811 Florida resident cases

Data through Aug 17, 2020 verified as of Aug 18, 2020 at 09:25 AM

Data in this report are provisional and subject to change.

The table below includes the cities and counties of residence for cases in Florida residents based on the patient's ZIP Code.

Note that city is not always received as part of the initial notification and may be missing while the case is being investigated.

City and county	Cases
Kenneth City, Pinellas	112
Missing, Lee	111
Palm Beach, Palm Beach	109
Indialantic, Brevard	108
Alva, Lee	107
Hernando, Citrus	106
Zolfo Springs, Hardee	106
Keystone Heights, Clay	103
Englewood, Sarasota	101
Branford, Suwannee	100
Gretna, Gadsden	100
Oxford, Sumter	99
East Palatka, Putnam	98
Cottondale, Jackson	98
Missing, Okaloosa	97
Missing, Gulf	92
Missing, Lake	91
Trinity, Pasco	91
Oakland, Orange	91
Youngstown, Bay	90
Flagler Beach, Flagler	90
Silver Springs, Marion	90
Tequesta, Palm Beach	89
Missing, Clay	89
Montverde, Lake	86
Missing, Flagler	86
Eagle Lake, Polk	86
Gotha, Orange	86
Missing, Jackson	85
Belle Isle, Orange	84
South Daytona, Volusia	84
Hawthorne, Alachua	83
Weeki Wachee, Hernando	83
Missing, Leon	83
Greenwood, Jackson	81
Haverhill, Palm Beach	81
Archer, Alachua	80
Chuluota, Seminole	80
Rotunda West, Charlotte	79
Cape Canaveral, Brevard	78
South Pasadena, Pinellas	77
Baker, Okaloosa	77
Altha, Calhoun	77
Dundee, Polk	76
Mims, Brevard	76
Fort Myers Beach, Lee	76
Ocklawaha, Marion	74
Osprey, Sarasota	74
White Springs, Hamilton	74
Missing, Washington	74
O Brien, Suwannee	73
Interlachen, Putnam	73
Geneva, Seminole	72
Webster, Sumter	72
Zellwood, Orange	72
Satsuma, Putnam	71
Missing, Wakulla	71
Lake Panasoffkee, Sumter	71
Missing, Levy	71

COVID-19: characteristics of 573,811 Florida resident cases

Data through Aug 17, 2020 verified as of Aug 18, 2020 at 09:25 AM

Data in this report are provisional and subject to change.

The table below includes the cities and counties of residence for cases in Florida residents based on the patient's ZIP Code.

Note that city is not always received as part of the initial notification and may be missing while the case is being investigated.

City and county	Cases
Hastings, St. Johns	70
Floral City, Citrus	70
Vernon, Washington	69
Reddick, Marion	68
Apalachicola, Franklin	68
Pomona Park, Putnam	67
Missing, Baker	67
Southport, Bay	67
Raiford, Union	67
Avon Park, Polk	66
Ave Maria, Collier	66
Missing, Gadsden	65
Melbourne Beach, Brevard	64
Missing, Manatee	63
Greenville, Madison	62
West Miami, Dade	62
Missing, Okeechobee	61
Missing, Escambia	60
Grand Island, Lake	58
Indian Rocks Beach, Pinellas	57
Bay Harbor Islands, Dade	57
Missing, Sumter	57
Missing, Walton	57
Missing, Calhoun	56
Indian Harbour Beach, Brevard	55
Islamorada, Monroe	55
Fountain, Bay	54
San Antonio, Pasco	54
Lawtey, Bradford	54
Mcdavid, Escambia	53
Grand Ridge, Jackson	53
Lakewood Ranch, Manatee	51
Lee, Madison	51
Mangonia Park, Palm Beach	50
Mcalpin, Suwannee	50
Surfside, Dade	49
Greenacres, Palm Beach	49
Bal Harbour, Dade	49
Seville, Volusia	49
Atlantis, Palm Beach	48
Elkton, St. Johns	48
Alford, Jackson	47
Viera, Brevard	47
Morriston, Levy	47
Wellborn, Suwannee	47
Missing, Holmes	47
Edgewood, Orange	46
Eastpoint, Franklin	45
Poinciana, Polk	44
Westville, Holmes	44
Melrose, Putnam	44
Anthony, Marion	43
Missing, Taylor	42
Florida State University, Leon	42
Citrus Springs, Citrus	42
Center Hill, Sumter	42
Stock Island, Monroe	41
Missing, Suwannee	41
Sanibel, Lee	41

COVID-19: characteristics of 573,811 Florida resident cases

Data through Aug 17, 2020 verified as of Aug 18, 2020 at 09:25 AM

Data in this report are provisional and subject to change.

The table below includes the cities and counties of residence for cases in Florida residents based on the patient's ZIP Code.

Note that city is not always received as part of the initial notification and may be missing while the case is being investigated.

City and county	Cases
Weirsdale, Marion	41
Lake Hamilton, Polk	41
Astatula, Lake	41
Ponce De Leon, Holmes	40
Missing, Gilchrist	39
Christmas, Orange	39
Celebration, Osceola	38
Babson Park, Polk	38
Valparaiso, Okaloosa	38
Micanopy, Alachua	38
Juno Beach, Palm Beach	36
Malabar, Brevard	36
Howey-In-The-Hills, Lake	36
Lake Helen, Volusia	36
Welaka, Putnam	35
Inlet Beach, Walton	35
Steinhatchee, Taylor	35
Laurel Hill, Okaloosa	35
Missing, Bradford	35
Summerland Key, Monroe	35
Missing, Bay	34
Hosford, Liberty	34
Bryceville, Nassau	34
Bokeelia, Lee	34
Belleair, Pinellas	34
Hiawassee, Orange	34
Missing, Liberty	34
Princeton, Dade	34
Lauderdale By The Sea, Broward	34
Cloud Lake, Palm Beach	33
Cutler Bay, Dade	33
Fern Park, Seminole	32
Hallandale Beach, Broward	32
Missing, Jefferson	32
Canal Point, Palm Beach	31
Osteen, Volusia	31
Singer Island, Palm Beach	31
San Mateo, Putnam	30
Madeira Beach, Pinellas	30
Big Pine Key, Monroe	30
Eglin Air Force Base, Okaloosa	29
Sumterville, Sumter	29
Caryville, Washington	29
Greensboro, Gadsden	29
Lady Lake, Sumter	29
Destin, Walton	28
Bradenton Beach, Manatee	27
Hypoluxo, Palm Beach	27
Felda, Hendry	27
Azalea Park, Orange	26
Yalaha, Lake	26
Saint James City, Lee	26
Naranja, Dade	26
Astor, Lake	25
The Villages, Lake	25
Patrick Air Force Base, Brevard	25
Unknown, Orange	25
Fort McCoy, Marion	25
Belleair Beach, Pinellas	24

COVID-19: characteristics of 573,811 Florida resident cases

Data through Aug 17, 2020 verified as of Aug 18, 2020 at 09:25 AM

Data in this report are provisional and subject to change.

The table below includes the cities and counties of residence for cases in Florida residents based on the patient's ZIP Code.

Note that city is not always received as part of the initial notification and may be missing while the case is being investigated.

City and county	Cases
Missing, Charlotte	24
Missing, Dixie	24
Holt, Okaloosa	24
Paisley, Lake	23
Sunny Isles Beach, Dade	23
Panacea, Wakulla	23
Oak Hill, Volusia	23
Ochopee, Collier	23
Jupiter, Martin	23
Missing, Union	22
Clarksville, Calhoun	22
Florida Dept Of Corrections, Union	22
Altoona, Lake	22
Odessa, Pasco	22
Campbellton, Jackson	22
Grant-Valkaria, Brevard	21
Longboat Key, Manatee	21
Kindred, Osceola	21
Sopchoppy, Wakulla	21
Air Mail Facility, Dade	21
Ponce Inlet, Volusia	20
Fruit Cove, St. Johns	20
Temple Terrace, Hillsborough	19
Waldo, Alachua	19
Baldwin, Duval	19
Crystal Beach, Pinellas	19
Village Of Wellington, Palm Beach	18
Missing, Franklin	18
Georgetown, Putnam	18
Inglis, Levy	18
Holmes Beach, Manatee	18
Callaway, Bay	18
Placida, Charlotte	18
Dinsmore, Duval	18
Miami Springs, Dade	18
Hialeah Gardens, Dade	18
West Panama City Beach, Bay	18
Brooker, Bradford	18
Kissimmee, Orange	18
Alafaya, Orange	17
Highland Beach, Palm Beach	17
Lamont, Jefferson	17
Pinetta, Madison	17
Tice, Lee	17
Florahome, Putnam	17
Waverly, Polk	16
Tierra Verde, Pinellas	16
North Bay Village, Dade	15
Palm Beach Shores, Palm Beach	15
Lockhart, Orange	15
Flemington, Marion	15
Manalapan, Palm Beach	15
Okahumpka, Lake	15
Eatonville, Orange	15
Walnut Hill, Escambia	15
Missing, Lafayette	15
Bascom, Jackson	14
Hollister, Putnam	14
Ona, Hardee	14

COVID-19: characteristics of 573,811 Florida resident cases

Data through Aug 17, 2020 verified as of Aug 18, 2020 at 09:25 AM

Data in this report are provisional and subject to change.

The table below includes the cities and counties of residence for cases in Florida residents based on the patient's ZIP Code.

Note that city is not always received as part of the initial notification and may be missing while the case is being investigated.

City and county	Cases
Miami Shores, Dade	14
Carrollwood, Hillsborough	14
Matlacha, Lee	14
Winter Park, Seminole	13
Lighthouse Point, Broward	13
Fort Denaud, Hendry	13
Santa Fe, Alachua	13
West Park, Broward	13
Village Of Palmetto Bay, Dade	13
Harmony, Osceola	12
Terra Ceia, Manatee	12
Balm, Hillsborough	12
Eaton Park, Polk	12
Nocatee, Desoto	12
Dania Beach, Broward	12
Palm Shores, Brevard	12
Barefoot Bay, Brevard	12
Saint Pete Beach, Pinellas	12
Sebastian, Brevard	11
Mexico Beach, Bay	11
Bay Pines, Pinellas	11
Bellview, Escambia	11
Hampton, Bradford	11
Missing, Glades	11
Miami, Unknown	11
Intercession City, Osceola	11
North Redington Beach, Pinellas	11
Goulds, Dade	11
Sun City, Hillsborough	11
Ocean Ridge, Palm Beach	11
Tioga, Alachua	10
Heathrow, Seminole	10
Lake Suzy, Desoto	10
Bayonet Point, Pasco	10
Treasure Island, Pinellas	10
Labelle, Glades	10
Unknown, Dade	10
Palmdale, Glades	10
Sydney, Hillsborough	10
Tyndall Air Force Base, Bay	10
Kathleen, Polk	9
Kinard, Calhoun	9
Bagdad, Santa Rosa	9
Bay Lake, Orange	9
La Crosse, Alachua	9
Orange Lake, Marion	9
Key Colony Beach, Monroe	9
Highland City, Polk	9
University Of Miami, Dade	9
Lorida, Highlands	9
Missing, Alachua	9
Cedar Key, Levy	8
Dowling Park, Suwannee	8
Enterprise, Volusia	8
Hernando Beach, Hernando	8
Wabasso, Indian River	8
Homosassa Springs, Citrus	8
Reunion, Osceola	8
Paxton, Walton	7

COVID-19: characteristics of 573,811 Florida resident cases

Data through Aug 17, 2020 verified as of Aug 18, 2020 at 09:25 AM

Data in this report are provisional and subject to change.

The table below includes the cities and counties of residence for cases in Florida residents based on the patient's ZIP Code.

Note that city is not always received as part of the initial notification and may be missing while the case is being investigated.

City and county	Cases
Pensacola Beach, Santa Rosa	7
Lutz, Pasco	7
Bradley, Polk	7
Tangerine, Orange	7
Gonzalez, Escambia	7
Aloma, Orange	7
Branford, Lafayette	7
Eloise, Polk	7
Buena Ventura Lakes, Osceola	7
Kenansville, Osceola	7
Venus, Highlands	7
Wahneta, Polk	7
Pasadena, Pinellas	6
Goodland, Collier	6
Altamonte Springs, Orange	6
Missing, Putnam	6
Perdido Key, Escambia	6
Lacoochee, Pasco	6
Steinhatchee, Dixie	6
Psl, Unknown	6
North Venice, Sarasota	6
Jacksonville, Unknown	6
Quail Heights, Dade	6
Maitland, Seminole	6
Palma Sola, Manatee	6
Penney Farms, Clay	5
Plymouth, Orange	5
Woodville, Leon	5
Long Boat Key, Manatee	5
Missing, Columbia	5
Ebro, Washington	5
Long Key, Monroe	5
Sparr, Marion	5
Ponce De Leon, Walton	5
Horseshoe Beach, Dixie	5
Hialeah, Unknown	5
Homeland, Polk	5
Crystal Springs, Pasco	5
Saint Lucie West, St. Lucie	5
Ferndale, Lake	5
Hallandle Beach, Broward	5
Parker, Bay	5
Mango, Hillsborough	5
Shady Grove, Taylor	5
Rubonia, Manatee	5
Indian Lake Estates, Polk	5
Centerville, Leon	5
Poinciana, Osceola	5
Nichols, Polk	5
South Palm Beach, Palm Beach	5
Perrine, Dade	5
West Delray Beach, Palm Beach	5
Orlando, Osceola	4
Nobleton, Hernando	4
Northdale, Hillsborough	4
Celebration, Orange	4
Durant, Hillsborough	4
Mcintosh, Marion	4
Leisure City, Dade	4

COVID-19: characteristics of 573,811 Florida resident cases

Data through Aug 17, 2020 verified as of Aug 18, 2020 at 09:25 AM

Data in this report are provisional and subject to change.

The table below includes the cities and counties of residence for cases in Florida residents based on the patient's ZIP Code. Note that city is not always received as part of the initial notification and may be missing while the case is being investigated.

City and county	Cases
Oneco, Manatee	4
Miami, Broward	4
Hollywood, Unknown	4
Gulf Stream, Palm Beach	4
City Of Sunrise, Broward	4
Ybor City, Hillsborough	4
Ft Pierce, St. Lucie	4
Gulf Hammock, Levy	4
Maxville, Duval	4
Lulu, Columbia	4
Saint Marks, Wakulla	4
Tallevast, Manatee	4
Lehigh, Lee	4
Indian Creek Village, Dade	4
Sewalls Point, Martin	4
Mayport, Duval	4
Pembroke Park, Broward	4
Buckingham, Lee	4
Boca Grande, Lee	4
Fort Lauderdale, Unknown	4
Micco, Brevard	4
Little Torch Key, Monroe	4
Lowell, Marion	4
Laud-By-The-Sea, Broward	4
Ridge Manor, Pasco	4
Siesta Key, Sarasota	4
Cudjoe Key, Monroe	4
Missing, Hamilton	4
Trilby, Pasco	4
Bonifay, Washington	4
Davenport, Osceola	4
Lake City, Suwannee	4
Yankeetown, Levy	4
Murdock, Charlotte	4
Telogia, Liberty	3
Fort Ogden, Desoto	3
Green Acres, Palm Beach	3
Loughman, Polk	3
Alturas, Polk	3
Champions Gate, Polk	3
Forest City, Orange	3
Port Salerno, Martin	3
Cottondale, Washington	3
Duette, Manatee	3
East Lake, Marion	3
Bayshore Gardens, Manatee	3
Anna Maria, Manatee	3
Hurlburt Field, Okaloosa	3
Fort Charlotte, Charlotte	3
Everglades City, Collier	3
Orlando, Unknown	3
University Park, Manatee	3
Lake Monroe, Seminole	3
Lynbrook, Broward	3
Lake Como, Putnam	3
Indian Shores, Pinellas	3
Captiva, Lee	3
Belleair Bluffs, Pinellas	3
Candler, Marion	3

COVID-19: characteristics of 573,811 Florida resident cases

Data through Aug 17, 2020 verified as of Aug 18, 2020 at 09:25 AM

Data in this report are provisional and subject to change.

The table below includes the cities and counties of residence for cases in Florida residents based on the patient's ZIP Code.

Note that city is not always received as part of the initial notification and may be missing while the case is being investigated.

City and county	Cases
Cortez, Manatee	3
Graceville, Holmes	3
Pine Hills, Orange	3
Lakeshore, Polk	3
Miami Gardens, Unknown	3
Gulf Breeze, Escambia	3
Homeless, Pinellas	3
Clarcona, Orange	3
Pine Castle, Orange	3
Ozona, Pinellas	3
Braden River, Manatee	3
Fpo, Duval	3
Elfers, Pasco	3
Evinston, Alachua	3
Fanning Springs, Gilchrist	3
Indian River Shores, Indian River	3
International Service Center, Dade	3
Miromar Lakes, Lee	3
Mayport Naval Housing, Duval	3
Vernon, Bay	3
Virginia Gardens, Dade	3
New Smyrna, Volusia	3
Mount Plymouth, Lake	3
Westchase, Hillsborough	3
Miramar, Unknown	3
Lauderhill, Unknown	3
Point Washington, Walton	3
Port Saint John, Brevard	3
Saint Leo, Pasco	3
West Palm Beach, Unknown	3
Sand Lake, Orange	2
University Of Central Florida, Orange	2
Roseland, Indian River	2
Mount Dora, Orange	2
Lake Butler, Bradford	2
Jonesville, Alachua	2
Miami, Martin	2
Basinger, Okeechobee	2
Dade City, Hernando	2
El Jobean, Charlotte	2
Florida International University, Dade	2
Fort Lauderdale, Dade	2
At Large, Broward	2
Oakland Park, Unknown	2
Palma Ceia, Hillsborough	2
Orange Springs, Marion	2
Wakulla Springs, Wakulla	2
Union Park, Orange	2
Suwannee, Dixie	2
Samoset, Manatee	2
Holder, Citrus	2
Rocky Point, Hillsborough	2
White Springs, Columbia	2
Venice, Manatee	2
Unknown, Seminole	2
Unknown, Volusia	2
Sugarloaf, Monroe	2
Deerfield Beach, Unknown	2
Glenwood, Volusia	2

COVID-19: characteristics of 573,811 Florida resident cases

Data through Aug 17, 2020 verified as of Aug 18, 2020 at 09:25 AM

Data in this report are provisional and subject to change.

The table below includes the cities and counties of residence for cases in Florida residents based on the patient's ZIP Code. Note that city is not always received as part of the initial notification and may be missing while the case is being investigated.

City and county	Cases
Cypress, Jackson	2
Lamont, Taylor	2
Miccosukee, Leon	2
Milligan, Okaloosa	2
Miramar, Dade	2
Mesa, Unknown	2
Longboat Key, Sarasota	2
Jacksonville Naval Hospital, Duval	2
Ormond Beach, Flagler	2
Sorrento, Orange	2
University Of Tampa, Hillsborough	2
San Carlos Park, Lee	2
Shady Hills, Pasco	2
Pompano Beach, Unknown	2
Earleton, Alachua	2
Clewiston, Palm Beach	2
Bayou George, Bay	2
Oklawaha, Marion	2
Orlando, Seminole	2
Laurel, Sarasota	2
Sunny Hills, Washington	2
Switzerland, St. Johns	2
Tampa, Pinellas	2
White City, Gulf	2
Unknown, Palm Beach	2
Watersound, Walton	2
University Of Fl, Alachua	2
Grandin, Putnam	2
Hollywood, Dade	2
Inlet Beach, Bay	2
Doctors Inlet, Clay	2
Apopka, Seminole	2
Archer, Levy	2
Hallandale Beach, Unknown	2
Fairfield, Marion	2
Hawthorne, Putnam	2
Jensen Beach, St. Lucie	2
Loxahatchee Groves, Palm Beach	2
Unknown, Broward	2
West Bradenton, Manatee	2
Valkaria, Brevard	2
River Ranch, Polk	2
Trenton, Levy	2
The Villages, Marion	2
Ramrod Key, Monroe	2
Port Saint Lucie, Martin	2
Ponte Vedra, Duval	2
Port Charlotte, Unknown	2
Gibsonia, Polk	2
Destin, Unknown	2
Daytona Beach Shores, Volusia	2
Redington Beach, Pinellas	2
Redington Shores, Pinellas	2
Town N Country, Hillsborough	2
Lealman, Pinellas	2
Margate, Unknown	2
Madison, Unknown	2
Goldenrod, Seminole	2
Chokoloskee, Collier	2

COVID-19: characteristics of 573,811 Florida resident cases

Data through Aug 17, 2020 verified as of Aug 18, 2020 at 09:25 AM

Data in this report are provisional and subject to change.

The table below includes the cities and counties of residence for cases in Florida residents based on the patient's ZIP Code.

Note that city is not always received as part of the initial notification and may be missing while the case is being investigated.

City and county	Cases
Lake Harbor, Palm Beach	2
Westlake, Palm Beach	2
Orlando, Brevard	2
Scottsmoor, Brevard	2
Saint George Island, Franklin	2
Saint Petersburg, Dade	1
San Pedro Sula, Dade	1
Sea Ranch Lakes, Broward	1
Rosemary Beach, Bay	1
Saint Cloud, Orange	1
Port Charlotte Fl, Unknown	1
Palm Coast, Orange	1
Opa Locka, Unknown	1
Orange, Orange	1
Wimauma, Manatee	1
Tampa, Dade	1
Wausau, Washington	1
Seminole, Orange	1
Los Angeles, Polk	1
Lanark Village, Franklin	1
Green, Clay	1
Hialean, Unknown	1
Holt, Unknown	1
Miami Granders, Dade	1
Cosselberry, Orange	1
Crestview, Dade	1
Darien, Pasco	1
Bostwick, Putnam	1
Brewton, Escambia	1
Bartow, Unknown	1
Boca Rotan, Unknown	1
Caryville, Holmes	1
Cassadaga, Volusia	1
Grand Island, Unknown	1
Fort Myers, Seminole	1
Fwb, Unknown	1
Gastonia, Polk	1
Deltona , Volusia	1
Mc Dade, Broward	1
Longwood, Orange	1
Live Oak, Columbia	1
Nokomis, Palm Beach	1
Ocala, Unknown	1
Ocean Breeze, Martin	1
Miamt, Dade	1
Mid Florida, Seminole	1
N/A, Duval	1
Tampa, Orange	1
University Of Central Fl, Orange	1
Unknown Out Of Area, Duval	1
Valrico, Orange	1
South Fort Myers, Lee	1
Orlando, Orange	1
Palm City, Unknown	1
Eustic, Unknown	1
Everett, Dade	1
Apopka, Unknown	1
Alligator Point, Wakulla	1
Amelia City, Nassau	1

COVID-19: characteristics of 573,811 Florida resident cases

Data through Aug 17, 2020 verified as of Aug 18, 2020 at 09:25 AM

Data in this report are provisional and subject to change.

The table below includes the cities and counties of residence for cases in Florida residents based on the patient's ZIP Code.

Note that city is not always received as part of the initial notification and may be missing while the case is being investigated.

City and county	Cases
Bonita Springs, Collier	1
Greenacres, Unknown	1
Hallandate Ben, Unknown	1
Florida Power & Light Co, Dade	1
Fortlauderdale, Unknown	1
Ft Pierce, Unknown	1
Garland, Orange	1
Homeless, Dade	1
Jacksonville, Dade	1
Wewahitchka, Calhoun	1
Winterpark, Unknown	1
Port Everglades, Broward	1
Orlando, Lake	1
Newark, Broward	1
Niceville, Walton	1
Mount Pleasant, Gadsden	1
Tallahassee, Unknown	1
South Miami, Unknown	1
Saint Augusaintine Beach, St. Johns	1
Seven Springs, Pasco	1
Wintergarden, Orange	1
West Villages, Sarasota	1
Washington, Unknown	1
Unkown, Seminole	1
Middlesburg, Duval	1
Miami, Palm Beach	1
Jupiter, Duval	1
Lake Geneva, Clay	1
Jacksonville Beach, Collier	1
Immokalee, Lee	1
Davenport, Orange	1
Harrison, Pinellas	1
Boca Raton, Orange	1
Brooksville, Pasco	1
Dade City, Hillsborough	1
Clermont, Orange	1
Clermont, Polk	1
Celeste, Broward	1
99, Unknown	1
Beverly Beach, Flagler	1
Aollywoss, Dade	1
Jacksonville, Clay	1
Hispanic, St. Lucie	1
Kissimmee, Brevard	1
Florence Villa, Polk	1
Fort Pierce, Martin	1
Estero, Collier	1
Fl, Dade	1
Fellsmele, Brevard	1
Unknown, Columbia	1
Wesley Chapel, Alachua	1
Worthington Springs, Union	1
Weston, Dade	1
South Daytona Beach, Volusia	1
Tarpon Springs, Pasco	1
Tewksbury, Orange	1
Tampa Palms, Hillsborough	1
San Antonio, Unknown	1
Miamf, Dade	1

COVID-19: characteristics of 573,811 Florida resident cases

Data through Aug 17, 2020 verified as of Aug 18, 2020 at 09:25 AM

Data in this report are provisional and subject to change.

The table below includes the cities and counties of residence for cases in Florida residents based on the patient's ZIP Code. Note that city is not always received as part of the initial notification and may be missing while the case is being investigated.

City and county	Cases
Olustee, Baker	1
Opalocka, Dade	1
Pine Ridge, Citrus	1
Okeechobee, St. Lucie	1
Babcock Ranch, Charlotte	1
Alva, Escambia	1
Branford, Gilchrist	1
Champions Gate, Osceola	1
Brentwood, Citrus	1
Cape Haze, Charlotte	1
Davie, Unknown	1
Duck Key, Monroe	1
Interlachen, Duval	1
Jacksonville Naval Air Station, Duval	1
Jacksonville, Nassau	1
Hialeahgardens, Dade	1
Homossa, Orange	1
Hosford, Calhoun	1
Punta Gorda, Unknown	1
Rivera Beach, Palm Beach	1
Sharpes, Brevard	1
Sanford, Orange	1
Unk, Alachua	1
Unknown Out Of Area, St. Lucie	1
Unknown, Charlotte	1
Uknown, Unknown	1
Unable To Obtain, Palm Beach	1
Sunrtise, Dade	1
Panama City, Unknown	1
Perth Amboy, Hillsborough	1
Oldsrav, Manatee	1
Monroe, Hillsborough	1
Morriston, Marion	1
North Fort Myers, Charlotte	1
North Laud, Unknown	1
Lucedale, St. Lucie	1
Watersound, Bay	1
Wtixrat, Dade	1
Yeehaw, Okeechobee	1
Mckinney, Broward	1
Miamc, Dade	1
Layton, Monroe	1
Los Angeles, Dade	1
Hutchinson Island, St. Lucie	1
Homeless, Hillsborough	1
Lakeland, Unknown	1
Jacksonville, Orange	1
Hallandale, Unknown	1
Hoclywsod, Dade	1
Deerfield, Broward	1
Coconut Ck, Unknown	1
Carl Fisher, Dade	1
Apollo Beach, Manatee	1
32428, Washington	1
Alpharetta, Broward	1
Tamarac, Dade	1
Westville, Walton	1
Rosemary Beach, Walton	1
Saint Johns, Duval	1

COVID-19: characteristics of 573,811 Florida resident cases

Data through Aug 17, 2020 verified as of Aug 18, 2020 at 09:25 AM

Data in this report are provisional and subject to change.

The table below includes the cities and counties of residence for cases in Florida residents based on the patient's ZIP Code.

Note that city is not always received as part of the initial notification and may be missing while the case is being investigated.

City and county	Cases
Salt Springs, Marion	1
Port Saint Lucie, Palm Beach	1
Pass-A-Grille Beach, Pinellas	1
Pensacola Beach, Escambia	1
Pensacola, Unknown	1
Other, Dade	1
Northport, Sarasota	1
Orl, Osceola	1
New Port Richey, Unknown	1
Indian Rock Beach, Pinellas	1
Hillsboro Beach, Broward	1
Greenville, Taylor	1
Lauderdale Lakes, Unknown	1
Jupiter Inlet, Palm Beach	1
Miamksaohes, Dade	1
Metter, Manatee	1
Mexico Beach, Gulf	1
Miami Dade, Unknown	1
Fellsmere, Brevard	1
Fernandina, Nassau	1
Fwb, Escambia	1
Graham, Bradford	1
Cross Key, Monroe	1
Cypress Gardens, Polk	1
Salem, Taylor	1
St Cloud, Orange	1
Sarasota, Unknown	1
Seacrest, Walton	1
Syracuse, Unknown	1
Sunrise, Unknown	1
Twentynine Palms, Broward	1
Unknown, Manatee	1
Windermere, Unknown	1
Orlando, Manatee	1
Pinellas Park, Pasco	1
Pooler, Broward	1
Panomo City, Bay	1
Pensacola, Dade	1
Okeechobee, Martin	1
Okeechobi, Unknown	1
North Lauderdale, Unknown	1
North Miami, Palm Beach	1
North Port, Manatee	1
Xifamk, Dade	1
Austin, Dade	1
Clearwater, Hillsborough	1
Apo, Collier	1
Arcadia, Unknown	1
Astor, Volusia	1
Big Torch Key, Monroe	1
Bonifay, Unknown	1
Franklin, Orange	1
East Rockland Key, Monroe	1
Mayport Naval Station, Duval	1
Litchfield Park, Unknown	1
Laurel Hill, Walton	1
Marathon Shores, Monroe	1
Lake Worth, Unknown	1
Haines City, Orange	1

COVID-19: characteristics of 573,811 Florida resident cases

Data through Aug 17, 2020 verified as of Aug 18, 2020 at 09:25 AM

Data in this report are provisional and subject to change.

The table below includes the cities and counties of residence for cases in Florida residents based on the patient's ZIP Code. Note that city is not always received as part of the initial notification and may be missing while the case is being investigated.

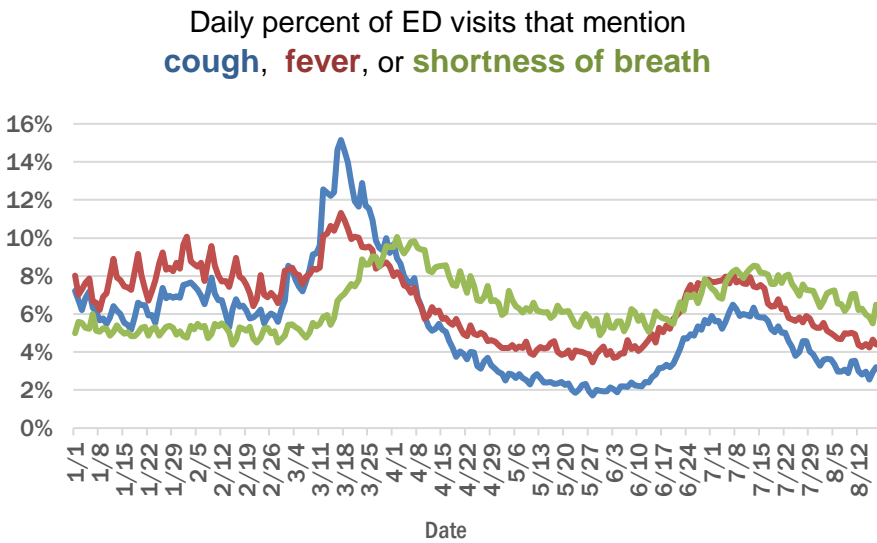
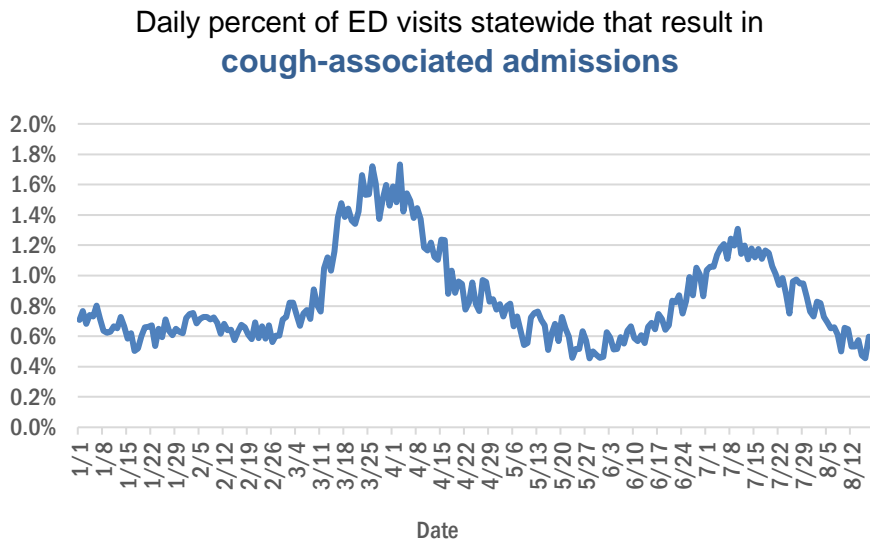
City and county	Cases
Jena, Taylor	1
New Church, Palm Beach	1
New Port Richey, Hillsborough	1
Okeechobee, Highlands	1
Okeechobee, Unknown	1
Orange Park, Duval	1
Seacrest, Bay	1
Stiamk, Dade	1
Sugarloaf Key, Monroe	1
Port St Luice, Unknown	1
Rices Landing, Dade	1
Pensacola Naval Hospital, Escambia	1
Unknown Out Of Area, Palm Beach	1
Unknown, Duval	1
Tavares, Unknown	1
Weston, Unknown	1
Williston, Marion	1
West Hollywood, Broward	1
Winter Springs, Orange	1
Total	573,811

COVID-19: additional surveillance information

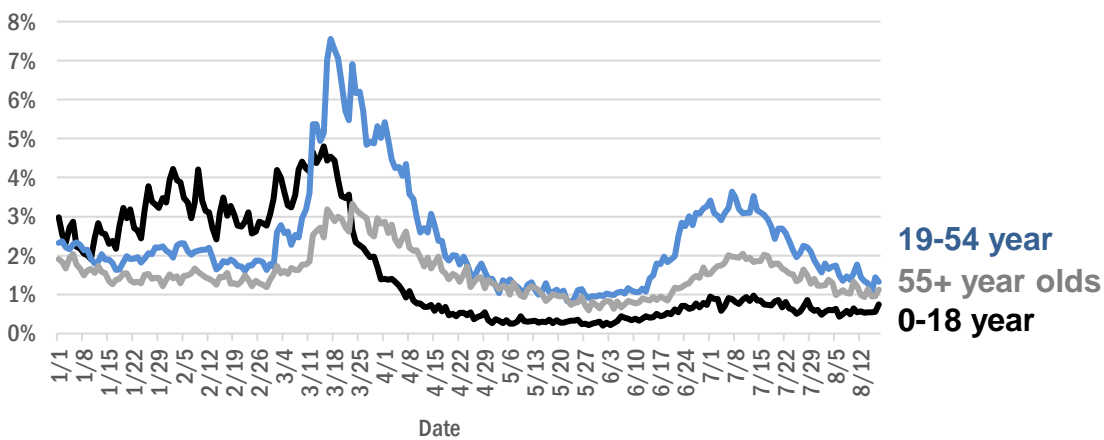
Data through Aug 17, 2020 verified as of Aug 18, 2020 at 09:25 AM

Data in this report are provisional and subject to change.

Statewide emergency department (ED) chief complaint and admission data



Daily percent of ED visits statewide that mention cough by age group



The Electronic Surveillance System for the Early Notification of Community-Based Epidemics (ESSENCE-FL) includes chief complaint data from 211 of 212 Florida EDs. Data are transmitted electronically to ESSENCE-FL daily or hourly.

COVID-19: All Florida residents with test results reported

Data through Aug 17, 2020 verified as of Aug 18, 2020 at 09:25 AM

Data in this report are provisional and subject to change.

The table below includes persons with laboratory results that the Department of Health has received electronically or by mail/fax for Florida residents.

County	Awaiting testing	Inconclusive	Negative	Positive	Percent positive	Total tested
Dade	431	1,911	602,018	146,031	19%	749,960
Broward	135	861	398,892	66,646	14%	466,399
Palm Beach	277	597	257,844	39,109	13%	297,550
Hillsborough	205	506	223,328	34,464	13%	258,298
Orange	464	290	253,505	33,295	12%	287,090
Duval	196	215	196,515	24,575	11%	221,305
Pinellas	12	144	163,103	18,738	10%	181,985
Lee	32	58	102,816	17,196	14%	120,070
Polk	66	107	89,216	15,553	15%	104,876
Collier	194	71	54,944	10,833	16%	65,848
Osceola	165	129	57,629	10,341	15%	68,099
Manatee	14	76	79,887	9,784	11%	89,747
Escambia	5	53	63,688	9,469	13%	73,210
Volusia	94	109	69,844	8,482	11%	78,435
Seminole	56	67	63,994	7,503	10%	71,564
Pasco	126	50	64,536	7,482	10%	72,068
Marion	242	110	49,227	7,434	13%	56,771
Sarasota	14	52	71,202	6,710	9%	77,964
Brevard	14	56	81,329	6,593	7%	87,978
St. Lucie	279	50	39,489	6,304	14%	45,843
Lake	171	86	63,416	5,664	8%	69,166
Leon	39	116	58,694	5,396	8%	64,206
Bay	19	58	23,755	4,808	17%	28,621
Alachua	5	25	71,633	4,655	6%	76,313
Santa Rosa	22	39	25,938	4,225	14%	30,202
St. Johns	53	31	39,530	3,971	9%	43,532
Martin	50	38	22,735	3,935	15%	26,708
Okaloosa	41	45	26,953	3,745	12%	30,743
Clay	15	20	33,093	3,500	10%	36,613
Columbia	4	56	11,189	3,060	21%	14,305
Indian River	50	12	25,925	2,653	9%	28,590
Charlotte	15	33	25,225	2,388	9%	27,646
Suwannee	2	48	7,212	2,275	24%	9,535
Hernando	4	14	18,211	2,268	11%	20,493
Jackson	6	14	11,301	2,095	16%	13,410
Gadsden	7	44	11,650	2,052	15%	13,746
Hendry		19	6,936	1,884	21%	8,839
Citrus	34	9	18,115	1,818	9%	19,942
Highlands	8	11	15,429	1,633	10%	17,073
Putnam	2	12	12,026	1,623	12%	13,661
Monroe	62	13	13,291	1,620	11%	14,924
Sumter	22	16	17,505	1,578	8%	19,099
Desoto	7	7	8,466	1,421	14%	9,894
Walton		37	8,809	1,382	14%	10,228
Nassau	30	18	14,477	1,267	8%	15,762
Flagler	7	19	14,882	1,159	7%	16,060
Okeechobee	2	14	7,072	1,151	14%	8,237
Taylor	5	30	4,401	1,107	20%	5,538

COVID-19: All Florida residents with test results reported

Data through Aug 17, 2020 verified as of Aug 18, 2020 at 09:25 AM

Data in this report are provisional and subject to change.

The table below includes persons with laboratory results that the Department of Health has received electronically or by mail/fax for Florida residents.

County	Awaiting testing	Inconclusive	Negative	Positive	Percent positive	Total tested
Baker	34	25	5,209	1,086	17%	6,320
Lafayette	4	7	1,214	1,030	46%	2,251
Hardee	3	11	5,479	1,012	16%	6,502
Washington	12	21	5,484	924	14%	6,429
Levy	2	9	5,906	790	12%	6,705
Wakulla	3	35	7,451	785	9%	8,271
Madison	1	11	4,475	759	14%	5,245
Gulf	2	6	4,371	750	15%	5,127
Hamilton	1	2	4,439	635	13%	5,076
Dixie	1	12	3,793	608	14%	4,413
Bradford	1	22	4,308	581	12%	4,911
Holmes	4	7	3,848	546	12%	4,401
Calhoun	1	16	3,717	506	12%	4,239
Union		18	7,881	493	6%	8,392
Franklin	2	5	3,683	476	11%	4,164
Jefferson	2	15	2,661	468	15%	3,144
Glades		1	767	423	36%	1,191
Gilchrist	3	8	3,476	416	11%	3,900
Liberty			2,764	412	13%	3,176
Unknown	1	30	4,596	236	5%	4,862
Total	3,780	6,657	3,686,397	573,811	13%	4,266,865

COVID-19: testing by laboratory

Data through Aug 17, 2020 verified as of Aug 18, 2020 at 09:25 AM

Data in this report are provisional and subject to change.

The numbers in the table below represent the number of Florida and non-Florida residents for whom test results were received by the Department of Health. A person can be tested by more than one laboratory and can have both positive and negative results. **Therefore, the sum of the numbers in each column will be larger than the total number of people tested.**

Reporting lab	Inconclusive	Negative	Positive	Percent positive	Total
LABORATORY CORPORATION OF AMERICA	1,198	734,649	104,787	12%	840,634
QUEST DIAGNOSTICS - TAMPA	5,965	697,450	101,859	13%	805,274
BIO REFERENCE LABORATORIES, INC	6,197	487,977	97,625	16%	591,799
GENETWORX	662	390,626	32,857	8%	424,145
REALTOX LABS LLC	2,660	221,331	39,511	15%	263,502
CURATIVE_LABS	3,552	226,942	23,869	9%	254,363
NORTHWEST LABORATORY	229	116,740	6,083	5%	123,052
ADVENT HEALTH LAB	112	101,300	14,092	12%	115,504
MEDICAL DIAGNOSTIC LABORATORIES	821	84,283	12,045	12%	97,149
ELABNETWORK	781	83,569	7,744	8%	92,094
KORVALABS, INC	1,056	85,444	4,265	5%	90,765
MAKO GENOMICS	3,628	58,434	11,225	15%	73,287
BIOCOLLECTIONS WORLDWIDE, INC	355	59,827	9,752	14%	69,934
MAYO CLINIC LABORATORIES	146	62,733	6,681	10%	69,560
MEMORIAL REGIONAL HOSPITAL SOUTH	20	49,713	12,805	20%	62,538
QUEST DIAGNOSTICS NICHOLS INSTITUTE, INC.	257	53,967	7,324	12%	61,548
BAYCARE LABORATORIES LLC	318	53,623	5,507	9%	59,448
BPHL-JACKSONVILLE	13	46,386	8,639	16%	55,038
SACRED HEART HOSPITAL LABORATORY	2	46,309	5,912	11%	52,223
ORLANDO REG MED CENTER CLINICAL LAB	462	43,662	5,623	11%	49,747
DIATHERIX LABORATORIES		39,979	5,815	13%	45,794
TAMPA GENERAL HOSPITAL	4	40,022	3,141	7%	43,167
TESTING MATTERS INC		36,635	5,035	12%	41,670
UF PATHLABS	33	39,715	1,770	4%	41,518
BPHL-MIAMI	214	32,789	7,525	19%	40,528
ARUP LABORATORIES		34,032	2,420	7%	36,452
VIRACOR-EUROFINS LABORATORIES		27,380	8,613	24%	35,993
JACKSON MEMORIAL HOSPITAL CLINICAL LAB	79	27,628	6,742	20%	34,449
BPHL-TAMPA (SPECTRUM BLVD)	45	26,234	4,472	15%	30,751
Florida_Hospital	35	25,116	3,804	13%	28,955
AIT LABORATORIES		24,710	2,919	11%	27,629
SHANDS AT THE UNIVERSITY OF FLORIDA	169	25,799	1,492	5%	27,460
SUNPATH MEDICAL DIAGNOSTICS LABORATORY	144	20,770	3,719	15%	24,633
LAKELAND REGIONAL MEDICAL CENTER	80	21,791	2,665	11%	24,536
ST VINCENT'S MEDICAL CENTER - RIVERSIDE	1	21,149	2,558	11%	23,708
CAPE CORAL HOSPITAL CLINICAL LABORATORY		16,066	2,970	16%	19,036
WALGREENS	11	16,295	2,703	14%	19,009
RCA LABORATORY SERVICES, LLC		17,089	733	4%	17,822
BROWARD GENERAL MEDICAL CENTER-CLINICAL LAB	2	14,526	2,009	12%	16,537
NIZNIK LAB CORP	346	11,141	5,034	30%	16,521
BAPTIST MEDICAL CENTER JACKSONVILLE	1	13,742	937	6%	14,680
SHANDS JACKSONVILLE MEDICAL CENTER INC	31	13,231	1,250	9%	14,512
BAPTIST HOSPITAL OF MIAMI CLINICAL LABORATORY	20	11,689	2,629	18%	14,338
STATLAB_MOBILE	1	12,384	1,106	8%	13,491
ADVENTHEALTH DAYTONA BEACH	21	11,843	976	8%	12,840
FLORIDA HOSPITAL - TAMPA	5	11,549	1,191	9%	12,745
CLEVELAND CLINIC HOSPITAL LAB	4	11,132	1,157	9%	12,293

COVID-19: testing by laboratory

Data through Aug 17, 2020 verified as of Aug 18, 2020 at 09:25 AM

Data in this report are provisional and subject to change.

The numbers in the table below represent the number of Florida and non-Florida residents for whom test results were received by the Department of Health. A person can be tested by more than one laboratory and can have both positive and negative results. **Therefore, the sum of the numbers in each column will be larger than the total number of people tested.**

Reporting lab	Inconclusive	Negative	Positive	Percent positive	Total
SARASOTA MEMORIAL HOSPITAL MAIN LAB	12	11,053	1,000	8%	12,065
NAPLES COMMUNITY HOSPITAL	25	10,634	1,269	11%	11,928
PALMETTO GENERAL HOSPITAL LAB	3	8,735	2,760	24%	11,498
ST JOSEPHS HOSPITAL LABORATORY	11	10,008	1,438	13%	11,457
APPLIED INGENUITY DIAGNOSTICS LLC		10,604	724	6%	11,328
MOUNT SINAI MEDICAL CENTER	6	9,403	1,170	11%	10,579
AKESOGEN		9,006	1,485	14%	10,491
MILLENNIUM PHYSICIAN GROUP		8,636	1,731	17%	10,367
UNIVERSITY OF MIAMI HOSPITAL	9	8,260	1,636	17%	9,905
NICKLAUS CHILDREN'S HOSPITAL	32	7,855	1,975	20%	9,862
NORTH FLORIDA REGIONAL MEDICAL CENTER		8,688	991	10%	9,679
IMPACT HEALTH BIOMETRIC TESTING, INC	101	8,513	1,005	10%	9,619
INTEGRATED REGIONAL LABORATORIES LLP		7,979	1,518	16%	9,497
ECCO LAB GROUP CO	271	6,835	2,233	24%	9,339
JFK MEDICAL CENTER LAB	1	7,758	1,503	16%	9,262
SAINT MARY'S MEDICAL CENTER	11	7,716	1,258	14%	8,985
QUEST NEW ENGLAND	35	7,694	995	11%	8,724
BRANDON REGIONAL HOSPITAL		7,327	1,378	16%	8,705
MORTON PLANT HOSPITAL-ADLER INSTITUTE	8	7,988	658	8%	8,654
JUPITER MEDICAL CENTER LAB	39	7,512	1,042	12%	8,593
SOUTH MIAMI HOSPITAL LAB	12	7,387	1,139	13%	8,538
TALLAHASSEE MEMORIAL HOSPITAL	23	7,623	772	9%	8,418
LABCORP BURLINGTON (LPP)	3	7,889	380	5%	8,272
WELLINGTON REGIONAL MED CTR LAB	3	6,607	1,112	14%	7,722
FLORIDA HOSPITAL WATERMAN LABORATORY	15	7,073	592	8%	7,680
INDIAN RIVER MEDICAL CENTER LAB		6,981	470	6%	7,451
PANCARE OF FLORIDA INC		6,757	467	6%	7,224
MEMORIAL REGIONAL HOSPITAL CLINICAL LABORATORY	8	6,561	515	7%	7,084
REAL DIAGNOSTICS	77	6,449	465	7%	6,991
LARKIN COMMUNITY HOSPITAL	10	5,687	1,091	16%	6,788
HOMESTEAD HOSPITAL CLINICAL LABORATORY	12	4,902	1,466	23%	6,380
AEGIS SCIENCES CORPORATION	27	5,745	520	8%	6,292
BAPTIST HOSPITAL OF MIAMI MOLECULAR DIAGNOSTICS	55	5,403	827	13%	6,285
LARKIN COMMUNITY HOSPITAL INC DBA CARDIOTROPIC		3,159	3,096	49%	6,255
DELRAY MEDICAL CENTER	2	5,493	715	12%	6,210
ARNOLD PALMER MEDICAL CENTER CLINICAL LAB		5,927	204	3%	6,131
LEESBURG REGIONAL MEDICAL CENTER		5,453	662	11%	6,115
MEMORIAL HOSPITAL JACKSONVILLE	8	4,745	1,264	21%	6,017
ST ANTHONY'S HOSPITAL LAB	10	5,176	703	12%	5,889
OSCEOLA REGIONAL MEDICAL CENTER	1	4,886	978	17%	5,865
WEST KENDALL BAPTIST HOSPITAL LABORATORY	4	4,557	1,261	22%	5,822
WINTER HAVEN HOSPITAL CLINICAL LABORATORY	1	4,809	929	16%	5,739
Lee Memorial Hospital		4,493	1,152	20%	5,645
QUEST DIAGNOSTICS INFECTIOUS DISEASE INC	31	4,199	1,318	24%	5,548

COVID-19: testing by laboratory

Data through Aug 17, 2020 verified as of Aug 18, 2020 at 09:25 AM

Data in this report are provisional and subject to change.

The numbers in the table below represent the number of Florida and non-Florida residents for whom test results were received by the Department of Health. A person can be tested by more than one laboratory and can have both positive and negative results. **Therefore, the sum of the numbers in each column will be larger than the total number of people tested.**

Reporting lab	Inconclusive	Negative	Positive	Percent positive	Total
GOOD SAMARITAN MEDICAL CENTER LAB	1	4,411	886	17%	5,298
LAWNWOOD REGIONAL MEDICAL CENTER	1	4,411	878	17%	5,290
ST JOSEPHS HOSPITAL	7	4,557	689	13%	5,253
QUEST DIAGNOSTICS - WEST HILLS	19	5,010	200	4%	5,229
BAPTIST MEDICAL CENTER SOUTH		4,785	377	7%	5,162
MEASE COUNTRYSIDE LAB	1	4,577	508	10%	5,086
ORANGE PARK MEDICAL CENTER	9	3,987	1,085	21%	5,081
MARTIN HOSPITAL SOUTH LAB		4,758	273	5%	5,031
GULF COAST MEDICAL CENTER MICROLAB		3,610	1,245	26%	4,855
RUTGERS CLINICAL GENOMICS LABORATORY	10	4,477	190	4%	4,677
HALIFAX MEDICAL CENTER LAB	17	3,978	666	14%	4,661
QUEST DIAGNOSTICS NICHOLS INSTITUTE - SJC (ELR)	21	3,972	649	14%	4,642
AMERICAN HEALTH ASSOCIATES	7	3,533	1,090	24%	4,630
BETHESDA HOSPITAL EAST		3,989	552	12%	4,541
FLORIDA HOSPITAL HEARTLAND MED CTR CLINICAL LAB	1	4,039	470	10%	4,510
BAPTIST HOSPITAL LABORATORY	4	3,762	734	16%	4,500
WEST FLORIDA HOSPITAL LAB		3,499	987	22%	4,486
WESTSIDE REGIONAL MED CTR	2	3,527	888	20%	4,417
MANATEE MEMORIAL HOSPITAL		3,889	462	11%	4,351
WEST BOCA MEDICAL CENTER LAB		3,868	472	11%	4,340
CORAL GABLES HOSPITAL CLINICAL LABORATORY		3,236	1,024	24%	4,260
FLORIDA HOSPITAL WESLEY CHAPEL	1	3,878	372	9%	4,251
NCH NORTH NAPLES HOSPITAL LAB	4	3,507	563	14%	4,074
OAK HILL HOSPITAL		3,593	480	12%	4,073
LARGO MEDICAL CENTER		3,519	550	14%	4,069
MERCY HOSPITAL A CAMPUS OF PLANTATION GEN HOSP LAB	1	2,965	1,093	27%	4,059
AVENTURA HOSPITAL LAB		2,992	1,061	26%	4,053
BIOCERNA LABS	190	3,031	824	20%	4,045
PALM BEACH GARDENS MEDICAL CTR LAB		3,644	399	10%	4,043
NORTHWEST MEDICAL CENTER	1	3,059	949	24%	4,009
DOCTORS HOSPITAL	2	3,136	839	21%	3,977
MEMORIAL HOSPITAL WEST LABORATORY SERVICES	12	3,514	405	10%	3,931
HEALTH PARK MEDICAL CENTER CLINICAL LAB		3,147	777	20%	3,924
DRS CLACK SPENCER WHITE & MCCORMACK PA D/B/A		3,252	536	14%	3,788
PALMS WEST HOSPITAL LAB	2	2,947	822	22%	3,771
THE VILLAGES REGIONAL HOSPITAL		3,476	291	8%	3,767
ABL MEDICAL CARE LLC		3,278	483	13%	3,761
CORAL SPRINGS MED CTR		3,333	425	11%	3,758
BROWARD HEALTH NORTH CLINICAL LABORATORY		3,200	546	15%	3,746
PATIENTS FIRST LAKE ELLA MEDICAL CENTER PA		2,855	875	23%	3,730
Capital Regional Medical Ctr		2,984	746	20%	3,730
NORTH SHORE MEDICAL CENTER		2,880	836	22%	3,716
BOSTON HEART DIAGNOSTICS CORP		3,188	523	14%	3,711
FLORIDA HOSPITAL ZEPHYRHILLS		3,382	282	8%	3,664
BLAKE MEDICAL CENTER		2,986	675	18%	3,661

COVID-19: testing by laboratory

Data through Aug 17, 2020 verified as of Aug 18, 2020 at 09:25 AM

Data in this report are provisional and subject to change.

The numbers in the table below represent the number of Florida and non-Florida residents for whom test results were received by the Department of Health. A person can be tested by more than one laboratory and can have both positive and negative results. **Therefore, the sum of the numbers in each column will be larger than the total number of people tested.**

Reporting lab	Inconclusive	Negative	Positive	Percent positive	Total
MOFFITT CANCER CENTER	5	3,547	45	1%	3,597
FLORIDA MEDICAL CENTER - A CAMPUS OF NORTH SHORE	2	2,976	573	16%	3,551
FLORIDA HOSPITAL FLAGLER	2	3,311	236	7%	3,549
FLORIDA HOSPITAL DELAND	6	2,843	590	17%	3,439
NEW YORK STATE ELR - SUNRISE MEDICAL LABORATORIES		3,288	77	2%	3,365
CLEVELAND CLINIC MARTIN SOUTH HOSPITAL		3,012	305	9%	3,317
CARDIOTROPIC LABS	81	2,517	680	21%	3,278
PLANTATION GENERAL HOSPITAL		2,419	849	26%	3,268
REGIONAL MEDCIAL CENTER BAYONET POINT	2	2,988	276	8%	3,266
FLORIDA HOSPITAL OF CARROLLWOOD		2,771	479	15%	3,250
QUEST DIAGNOSTICS	3	2,890	337	10%	3,230
BAYFRONT MEDICAL CENTER	11	2,376	822	26%	3,209
NEMOURS CHILDRENS HOSPITAL		3,058	77	2%	3,135
MEDICAL CENTER OF TRINITY CLINICAL LABORATORY		2,609	442	14%	3,051
NORTHSIDE HOSPITAL AND HEART INSTITUTE		2,602	426	14%	3,028
EXACT SCIENCES LABORATORIES		2,717	278	9%	2,995
INFORM DIAGNOSTICS, INC		2,802	170	6%	2,972
LAKE CITY MEDICAL CENTER		2,198	725	25%	2,923
OCALA REGIONAL MEDICAL CENTER		2,544	366	13%	2,910
BAPTIST MEDICAL CENTER - BEACHES		2,658	189	7%	2,847
MORTON PLANT-MEASE	1	2,601	206	7%	2,808
DR. P. PHILLIPS HOSPITAL		2,663	106	4%	2,769
ST JOSEPHS NORTH HOSPITAL LAB		2,450	314	11%	2,764
GULF COAST MEDICAL CENTER LAB		2,110	597	22%	2,707
IMPERIAL POINT MEDICAL CENTER		2,430	266	10%	2,696
CENTRAL FLORIDA REGIONAL HOSPITAL		2,319	374	14%	2,693
LAKEWOOD RANCH MEDICAL CENTER		2,397	256	10%	2,653
FULGENT DIAGNOSTICS	74	2,357	171	7%	2,602
LEON MEDICAL CENTERS LLC		1,953	562	22%	2,515
ST LUCIE MEDICAL CENTER		1,991	504	20%	2,495
SOUTH FLORIDA BAPTIST HOSPITAL MICRO	1	2,045	378	16%	2,424
POINCIANA MEDICAL CENTER		1,741	671	28%	2,412
SOUTH LAKE HOSPITAL		2,301	100	4%	2,401
PHYSICIANS REGIONAL MEDICAL CENTER - PINE RIDGE RD		1,837	434	19%	2,271
MEDCOMP SCIENCES LLC	28	1,294	940	42%	2,262
WESTCHESTER HOSPITAL	16	1,842	397	18%	2,255
BAPTIST MEDICAL CENTER - NASSAU		2,127	111	5%	2,238
VISTA CLINICAL		1,155	1,070	48%	2,225
NIGHT LITE PEDIATRICS	1	1,697	509	23%	2,207
WEST MARION COMMUINITY HOSPITAL LAB		1,933	246	11%	2,179
ALL CHILDREN'S HOSPITAL LAB		2,001	172	8%	2,173
UHEALTH CORAL GABLES/LENNAR MED CTR		2,053	109	5%	2,162
UNIVERSITY HOSPITAL AND MEDICAL CENTER		1,580	582	27%	2,162
FLORIDA HOSPITAL NORTH PINELLAS	5	1,983	157	7%	2,145
QUEST DIAGNOSTICS - ATLANTA	4	1,844	241	12%	2,089
SOUTH SEMINOLE HOSPITAL LABORATORY		1,994	83	4%	2,077
WEST PALM HOSPITAL LAB		1,749	311	15%	2,060

COVID-19: testing by laboratory

Data through Aug 17, 2020 verified as of Aug 18, 2020 at 09:25 AM

Data in this report are provisional and subject to change.

The numbers in the table below represent the number of Florida and non-Florida residents for whom test results were received by the Department of Health. A person can be tested by more than one laboratory and can have both positive and negative results. **Therefore, the sum of the numbers in each column will be larger than the total number of people tested.**

Reporting lab	Inconclusive	Negative	Positive	Percent positive	Total
FLORIDA HOSPITAL FISH MEMORIAL	1	1,617	309	16%	1,927
MEMORIAL HOSPITAL MICRO		1,703	209	11%	1,912
ST PETERSBURG GENERAL HOSPITAL		1,425	482	25%	1,907
ACCESS MEDICAL LABORATORIES		1,039	850	45%	1,889
MEMORIAL HOSPITAL- MIRAMAR	10	1,690	148	8%	1,848
HIALEAH HOSPITAL	4	1,415	429	23%	1,848
MEASE DUNEDIN HOSPITAL	4	1,614	178	10%	1,796
QUEST DIAGNOSTICS LENEXA	14	1,639	142	8%	1,795
BAPTIST NORTH EMERGENCY CENTER		1,304	479	27%	1,783
FORT WALTON BEACH MEDICAL CENTER		1,493	267	15%	1,760
CITRUS MEMORIAL HOSPITAL LABORATORY		1,642	105	6%	1,747
ADVENTHEALTH OCALA LABORATORY		1,395	252	15%	1,647
LEE HEALTH COCONUT POINT CLINICAL LAB	1	1,312	318	19%	1,631
OVIEDO MEDICAL CENTER		1,368	262	16%	1,630
WALGREEN CO	2	1,441	187	11%	1,630
ANNE BATES LEACH EYE HOSPITAL/ ABLEH MICROBIOLOGY LABORATORY		1,550	39	2%	1,589
MEMORIAL HOSPITAL PEMBROKE	3	1,379	198	13%	1,580
DOCTORS HOSPITAL OF SARASOTA CLINICAL LABORATORY		1,392	168	11%	1,560
OPTEO LABORATORY		1,505	29	2%	1,534
PALMS OF PASADENA HOSPITAL		1,270	217	15%	1,487
RAULERSON HOSPITAL		1,216	263	18%	1,479
NONA SCIENTIFIC	1	1,204	244	17%	1,449
HEALTHQUEST ESOTERICS		773	643	45%	1,416
CLEVELAND CLINIC TRADITION HOSPITAL		1,239	167	12%	1,406
SOUTH BAY HOSPITAL MICRO		1,122	229	17%	1,351
PUTNAM COMMUNITY MEDICAL CENTER		1,158	190	14%	1,348
ST VINCENT'S MEDICAL CENTER - SOUTHSIDE		1,307	27	2%	1,334
LOWER KEYS MEDICAL CENTER		1,197	127	10%	1,324
P4 CLINICAL, LLC	20	1,095	179	14%	1,294
PHYSICIANS REGIONAL MEDICAL CENTER - COLLIER BLVD	1	997	296	23%	1,294
BETHESDA HOSPITAL WEST		1,139	141	11%	1,280
BARTOW REGIONAL MEDICAL CENTER	1	1,073	181	14%	1,255
CLEVELAND CLINIC MARTIN NORTH HOSPITAL		1,078	168	13%	1,246
QUEST DIAGNOSTICS - MIRAMAR	6	333	905	73%	1,244
TWIN CITIES HOSPITAL		1,103	112	9%	1,215
CLINICORE		1,112	91	8%	1,203
BMCT Molecular Diagnostics Subsection		946	226	19%	1,172
SYNERGY LABORATORIES	3	1,078	87	7%	1,168
LAKESIDE MEDICAL CENTER		746	332	31%	1,078
SACRED HEART-EMERALD COAST		882	169	16%	1,051
HIGHLANDS REGIONAL MEDICAL CENTER		870	174	17%	1,044
GULF BREEZE HOSPITAL LAB	1	901	132	13%	1,034
PWN HEALTH	4	706	319	31%	1,029
VIKOR SCIENTIFIC	2	605	405	40%	1,012
QUEST DIAGNOSTICS WOOD DALE	2	930	74	7%	1,006
LMHS		901	75	8%	976
ORLANDO VA MEDICAL CENTER		854	122	13%	976

COVID-19: testing by laboratory

Data through Aug 17, 2020 verified as of Aug 18, 2020 at 09:25 AM

Data in this report are provisional and subject to change.

The numbers in the table below represent the number of Florida and non-Florida residents for whom test results were received by the Department of Health. A person can be tested by more than one laboratory and can have both positive and negative results. **Therefore, the sum of the numbers in each column will be larger than the total number of people tested.**

Reporting lab	Inconclusive	Negative	Positive	Percent positive	Total
PATIENTS CHOICE LABORATORIES		453	441	49%	894
ENGLEWOOD COMMUNITY HOSPITAL		808	73	8%	881
AVECINA MEDICAL OAKLEAF		520	356	41%	876
UNIVERSITY OF MIAMI HOSPITAL & CLINICS	1	809	54	6%	864
BAPTIST EMERGENCY CENTER OAKLEAF		691	153	18%	844
FLORIDA HOSPITAL ORLANDO		745	73	9%	818
MARINERS HOSPITAL		709	93	12%	802
WALGREENS OAKLAND PARK	2	711	88	11%	801
ST VINCENTS CLAY COUNTY		775	24	3%	799
UHEALTH DEERFIELD BEACH/UMSYLVESTER DEERFIELD BEACH LABORATORY	2	757	37	5%	796
ACCESSDX	6	411	374	47%	791
PATHNOSTICS		81	674	89%	755
BAPTIST HEALTH EMERGENCY CENTER COUNTRY WALK		608	142	19%	750
AVENTUS BIOLABS	1	382	363	49%	746
BAPTIST EMERGENCY CENTER CLAY		625	97	13%	722
CAPSTONE HEALTHCARE		438	237	35%	675
JACKSON HOSPITAL CLINICAL LABORATORY		543	84	13%	627
ADVANCE MEDICAL OF NAPLES			615	100%	615
NONE		281	325	54%	606
PATIENTS FIRST - MAHAN DRIVE		164	427	72%	591
LABCORP RTP	2	54	526	90%	582
VAMC ORLANDO		296	275	48%	571
TAMPA COMMUNITY HOSPITAL		399	168	30%	567
BARDMOOR LABORATORY	1	496	69	12%	566
LAB24 INC	1		558	100%	559
NCH HEALTHCARE SYSTEM MICROBIOLOGY LAB		1	552	100%	553
MINUTECLINIC LLC #3703		486	65	12%	551
DESOTO MEMORIAL HOSPITAL CLINICAL LABORATORY	3	427	117	21%	547
LEE MEMORIAL HOSPITAL LAB			540	100%	540
EGLIN AIRFORCE BASE LAB		478	58	11%	536
FLORIDA LABORATORY ANALYSIS		330	205	38%	535
NCH NORTHEAST		347	182	34%	529
LABCORP	1	216	301	58%	518
AVERO DIAGNOSTICS - IRVING		437	76	15%	513
Assurance Scientific Laboratories		395	118	23%	513
QUEST DIAGNOSTICS - IRVING	10	323	178	35%	511
QUEST	3	122	381	75%	506
HOLY CROSS HOSPITAL LABORATORY			465	100%	465
AVECINA MEDICAL SOUTHSIDE		244	219	47%	463
SOUTHEAST ALABAMA MEDICAL CENT		413	43	9%	456
LUMINUS DIAGNOSTICS		307	138	31%	445
PANCARE OF FLORIDA, INC			441	100%	441
HOLIDAY CVS LLC		425	4	1%	429
PHYSICIANS STAT LAB		136	293	68%	429
ORLANDO VETERANS AFFAIRS MEDICAL CENTER		112	282	72%	394
NEW YORK STATE ELR - NORTH SHORE LONG ISLAND JEWISH HEALTH		364	23	6%	387
QUEST DIAGNOSTICS NICHOLS INSTITUTE	5	353	17	5%	375

COVID-19: testing by laboratory

Data through Aug 17, 2020 verified as of Aug 18, 2020 at 09:25 AM

Data in this report are provisional and subject to change.

The numbers in the table below represent the number of Florida and non-Florida residents for whom test results were received by the Department of Health. A person can be tested by more than one laboratory and can have both positive and negative results. **Therefore, the sum of the numbers in each column will be larger than the total number of people tested.**

Reporting lab	Inconclusive	Negative	Positive	Percent positive	Total
DYNIX DIAGNOSTICS		191	178	48%	369
NEW YORK STATE ELR - NYU HOSPITALS CENTER CLINICAL LABORATORIES		350	12	3%	362
CLARITY LABS		303	49	14%	352
INFORM DIAGNOSTICS		349	2	1%	351
ATLANTIS URGENT CARE		272	78	22%	350
MEMORIAL PEMBROKE 24/7 CARE CENTER		256	92	26%	348
UAB HIGHLANDS LABORATORY		339	3	1%	342
ASSOCIATED PATHOLOGISTS, LLC		276	61	18%	337
LAB CORP	1	129	206	61%	336
NEW YORK STATE ELR - LENCO MEDICAL LABORATORY		322	13	4%	335
MEDARBOR DIAGNOSTICS		1	329	100%	330
NORTH FLORIDA PEDIATRICS-TALLAHASSEE		305	24	7%	329
MARTIN MEMORIAL LABORATORY AT ST LUCIE WEST		275	47	15%	322
MAVERICK LABS		207	113	35%	320
UNITED CLINICAL LABORATORY LLC		4	315	99%	319
DAVITA LABS		290	26	8%	316
ECCOLAB GROUP	1	75	235	76%	311
INGENIOUS PERSONALIZED MEDICINE	3	211	94	31%	308
NEW YORK STATE ELR - DEPARTMENT OF CLINICAL LABS		301	5	2%	306
JAY HOSPITAL CLINICAL LABORATORY		227	77	25%	304
TALLAHASSEE PRIMARY CARE ASSOCIATES		274	9	3%	283
CORE DIAGNOSTIC LABORATORIES LLC		219	62	22%	281
AVECINA MEDICAL JULINGTON		128	130	50%	258
NITE LITE PEDIATRICS		164	91	36%	255
THERADOC		150	104	41%	254
ARCPOINT LABS - FORT MYERS		190	63	25%	253
VETERANS AFFAIRS MEDICAL CENTER LAB		6	247	98%	253
LABCORP TAMPA	1	27	224	89%	252
SANFORD REFERENCE LAB		244	8	3%	252
EXPRESS GENE MOLECULAR DIAGNOSTIC LABORATORY		2	246	99%	248
GENESIS REFERENCE LABORATORIES		1	246	100%	247
FLO-MEDILAB SERVICES		80	165	67%	245
NCF DIAGNOSTICS & DNA TECHNOLOGIES	10	14	219	90%	243
BAPTIST MD ANDERSON CANCER CENTER		240	1	0%	241
PHAROS HEALTH		133	108	45%	241
SANTA ROSA MEDICAL CENTER		72	166	70%	238
SUNRISE MEDICAL LABORATORIES		174	59	25%	233
FLAGLER HOSPITAL	4	18	207	90%	229
ASCEND CLINICAL		224	4	2%	228
WALGREENS ORLANDO		199	22	10%	221
TENNESSEE DOH - NASHVILLE	2	196	22	10%	220
MEDSCAN LABORATORY INC		136	80	37%	216
SMA SPECIALITY MEDICAL LAB		61	154	72%	215
BIOCERNA LLC	8	154	51	24%	213
ADVENT HEALTH CENTRA CARE: WATERFORD LAKES		166	41	20%	207
UNKNOWN		16	191	92%	207
HENDRY REGIONAL MEDICAL CENTER		2	204	99%	206

COVID-19: testing by laboratory

Data through Aug 17, 2020 verified as of Aug 18, 2020 at 09:25 AM

Data in this report are provisional and subject to change.

The numbers in the table below represent the number of Florida and non-Florida residents for whom test results were received by the Department of Health. A person can be tested by more than one laboratory and can have both positive and negative results. **Therefore, the sum of the numbers in each column will be larger than the total number of people tested.**

Reporting lab	Inconclusive	Negative	Positive	Percent positive	Total
HOLMES REGIONAL MEDICAL CENTER		3	202	99%	205
ST CLOUD REGIONAL MEDICAL CENTER		126	76	38%	202
ADVENTHEALTH LAB			201	100%	201
VAMC WEST PALM LAB		5	196	98%	201
MARTIN MEMORIAL MEDICAL CENTER LAB		99	97	49%	196
TEMPUS CLINICAL LABORATORY	1	168	21	11%	190
JAMES A. HALEY VETERANS MICRO LAB			189	100%	189
AMELIA URGENT CARE		76	113	60%	189
HOLIDAY CVS LLC DBA CVSPHARMACY #5155		184	2	1%	186
EUROFINS NTD, LLC		158	27	15%	185
BAY PINES VAMC CLINICAL LABORATORY		4	178	98%	182
PREMIER MEDICAL LABORATORY SERVICES		1	181	99%	182
PATHGROUP LABS LLC		90	92	51%	182
NCH HEALTHCARE BONITA		119	62	34%	181
FLORIDA WOMAN CARE LABORATORY LLC		155	23	13%	178
HOLIDAY CVS LLC DBA CVS PHARMACY #5154		171	5	3%	176
NEW YORK STATE ELR - NEW YORK PRESBYTERIAN HOSPITAL CUMC CLINICAL		162	13	7%	175
LABTECH DIAGNOSTIC		87	87	50%	174
QUALITOX LABORATORIES		96	78	45%	174
BAYA URGENT CARE		3	171	98%	174
MOLECULAR INFECTIOUS DISEASES		167	4	2%	171
GENESIS MEDICAL LABORATORY MIAMI FL.		78	93	54%	171
NEW YORK STATE ELR - MOUNT SINAI LABORATORY		154	8	5%	162
WUESTHOFF REF LABORATORY			159	100%	159
NEW YORK STATE ELR - NEW YORK HOSPITAL LABORATORIES	1	152	6	4%	159
FLORIDA HOSPITAL WAUCHULA		86	73	46%	159
MICROGEN DX		29	128	82%	157
CENTRA CARE		21	134	86%	155
C.W. BILL YOUNG VA MEDICAL CENTER		4	150	97%	154
UAB UNIVERSITY OF ALABAMA HOSPITAL LAB		147	6	4%	153
STEWART REFERENCE LABORATORY		46	103	69%	149
BUREAU OF CLINICAL LABORATORIES		123	24	16%	147
BAYCARE HEALTH SYSTEM		1	143	99%	144
GESSLER CLINIC			144	100%	144
NEO GENOMICS - FORT MYERS	1	136	4	3%	141
ADVENT HEALTH -TAMPA		74	66	47%	140
ACUTIS DIAGNOSTICS	1	107	29	21%	137
IRL MARKET LAB ALACHUA		103	31	23%	134
INTEGRATED REGIONAL LABORATORIES		119	12	9%	131
ASAP LAB LLC		90	40	31%	130
MEMPHIS PATHOLOGY LABORATORY	1	124	5	4%	130
AMERICAN PATHOLOGY PARTNERS		128	1	1%	129
BMHSI-AEL MICROBIOLOGY LABORATORY	2	102	24	19%	128
FLORIDA HOSPITAL HEARTLAND MED CTR LAKE PLACID		84	40	32%	124
SCIONLAB SERVICES LLC		117	7	6%	124
ST JUDE CHILDREN'S RESEARCH HOSPITAL		112	11	9%	123
LEHIGH REGIONAL MEDICAL CENTER LAB		106	17	14%	123

COVID-19: testing by laboratory

Data through Aug 17, 2020 verified as of Aug 18, 2020 at 09:25 AM

Data in this report are provisional and subject to change.

The numbers in the table below represent the number of Florida and non-Florida residents for whom test results were received by the Department of Health. A person can be tested by more than one laboratory and can have both positive and negative results. **Therefore, the sum of the numbers in each column will be larger than the total number of people tested.**

Reporting lab	Inconclusive	Negative	Positive	Percent positive	Total
SACRED HEART HOSPITAL ON THE GULF		69	53	43%	122
VAMC BAY PINES		1	118	99%	119
NEW YORK STATE ELR - ENZO CLINICAL LABS INC		117	1	1%	118
FAST TRACK URGENT CARE CENTER - CARROLLWOOD			115	100%	115
PALM BEACH COUNTY HEALTH DEPT LAB		113	2	2%	115
BIOREFERENCE LABORATORIES		36	79	69%	115
ARCPOINT LABS OF WEST PALM BEACH			113	100%	113
FAST TRACK URGENT CARE CENTER		1	111	99%	112
US BIOTEK LABORATORIES		48	64	57%	112
ALLIED HEALTH FORT PIERCE		112			112
EMERGENCY PHYSICIANS MEDICAL CENTER			112	100%	112
LABSTAT		2	109	98%	111
ROSEN MEDICAL CENTER		97	13	12%	110
LEON MEDICAL CENTER		7	103	94%	110
MEDICAL DIAGNOSTICS LABORATORIES,INC		18	91	83%	109
UR MEDICINE LABS- CENTRAL LABORATORY		106	2	2%	108
MILLENNIUM LAB SERVICES			107	100%	107
TOM LEE COMMUNITY HEALTH CENTER		6	101	94%	107
SPARROW HEALTHCARE	2	1	103	97%	106
MACDILL AFB HOSPITAL		93	12	11%	105
BAPTIST HEALTH SOUTH FLORIDA		4	92	96%	96
HEALTH FIRST-HOLMES REGIONAL			95	100%	95
BOCA BIOLISTICS REFERENCE LABORATORY		74	21	22%	95
DIAGNOSTIC SOLUTIONS		3	90	97%	93
FLORIDA COMMUNITY HEALTH CENTERS INC			93	100%	93
VAMC GAINESVILLE		2	91	98%	93
PRIVA PATH LABS			93	100%	93
USAFSAM/PHE		23	69	75%	92
VAMC LAKE CITY		51	41	45%	92
BAYFRONT HEALTH BROOKSVILLE			89	100%	89
CENTRACARE		2	87	98%	89
GENETWORKX		15	73	83%	88
ADVENTHEALTH CENTRA CARE OVIEDO		29	58	67%	87
PACIFIC ANALYTICS			85	100%	85
ARCPOINT LABS OF TAMPA		54	31	36%	85
MID-FLORIDA PATHOLOGY		54	30	36%	84
GARCIA CLINICAL LABORATORY		1	79	99%	80
AVERO DIAGNOSTICS		53	24	31%	77
NAVAL HOSPITAL - JACKSONVILLE		1	73	99%	74
AMELIA EXPRESS CARE		5	67	93%	72
MAYO CLINIC LABS - ROCHESTER MAIN CAMPUS		71	1	1%	72
SOLARIS DIAGNOSTICS		4	68	94%	72
CENTRAL FLORIDA HEALTH CARE		46	24	34%	70
Highlands Regional Hospital		63	6	9%	69
QPS, LLC		67	1	1%	68
HOLY CROSS HOSPITAL		1	67	99%	68
DYNAMIC MEDICAL USA			67	100%	67

COVID-19: testing by laboratory

Data through Aug 17, 2020 verified as of Aug 18, 2020 at 09:25 AM

Data in this report are provisional and subject to change.

The numbers in the table below represent the number of Florida and non-Florida residents for whom test results were received by the Department of Health. A person can be tested by more than one laboratory and can have both positive and negative results. **Therefore, the sum of the numbers in each column will be larger than the total number of people tested.**

Reporting lab	Inconclusive	Negative	Positive	Percent positive	Total
AEL- MEMPHIS		17	50	75%	67
HOSPITAL FOR SPECIAL SURGERY		65	1	2%	66
NEW PLANT CITY FAMILY CARE	1	18	47	71%	66
FLORIDA CLINICAL LABORATORY-BIOREFERENCE LABORATORIES		15	50	77%	65
FULGENT GENETICS	1	42	22	34%	65
ADVENT HEALTH CENTRA CARE LONGWOOD		9	55	86%	64
FISHERMENS HOSPITAL CLINICAL LAB		61	2	3%	63
DAVITA LABORATORY SERVICES		48	14	23%	62
MORTON PLANT HOSPITAL			61	100%	61
NIGHT LITE PEDIATRICS URGENT CARE		26	34	57%	60
GENE BY GENE			59	100%	59
REFUAH HEALTH CENTER LABORATORY		59			59
MORTON PLANT HOSPITAL/LAB		1	57	98%	58
FINLAY CLINICAL LABORATORY		24	34	59%	58
USA HEALTH UNIVERSITY HOSPITAL CLINICAL LABORATORY		56	1	2%	57
NXGEN MDX LLC		44	13	23%	57
NAVY HOSPITAL			57	100%	57
AMERICAN RESEARCH LABS		4	52	93%	56
HEALTHLINK DIAGNOSTIC LABORATORIES		1	55	98%	56
NEW YORK STATE ELR - WADSWORTH HEALTH CENTER		52	3	5%	55
VA MEDICAL CENTER		7	48	87%	55
LABCORP BIRMINGHAM	1	5	48	89%	54
EXACT SCIENCES LABORATORIES, LLC		10	44	81%	54
AMMON LABS		44	10	19%	54
AVELLINO LAB USA, INC		52	2	4%	54
BROWARD HEALTH MEDICAL CENTER		1	53	98%	54
CLARITY LAB SOLUTIONS		40	14	26%	54
SARASOTA CO. HEALTH DEPT # 58		40	11	22%	51
PROVIDENCE HOSPITAL LABORATORY		49	2	4%	51
CURATIVE LABS		1	49	98%	50
ALLSOUTH URGENT CARE			50	100%	50
NEW YORK STATE ELR - EMPIRECITY LABORATORIES		42	8	16%	50
LABORATORY CORP OF AMERICA	1	24	25	50%	50
BAYCARE LAB		1	49	98%	50
CLINICAL REFERENCE LABORATORY		45	4	8%	49
ACCU REFERENCE MEDICAL LAB			49	100%	49
MILLENIUM PHYSICIANS GROUP			49	100%	49
SHORELINE PHYSICIAN GROUP			49	100%	49
THE CENTER FOR URGENT CARE		20	29	59%	49
ARTHREX MEDICAL CENTER		28	21	43%	49
P4 DIAGNOSTIX LABORATORY NETWORK		1	48	98%	49
INTEGRITY LABORATORIES			49	100%	49
HURLBURT FIELD CLINIC		23	25	52%	48
OPTUM LABS LLC		2	46	96%	48
Quest Diag Unspecifd		20	27	57%	47
H LEE MOFFITT CANCER CENTER MICRO		46			46
STAGEZERO LIFE SCIENCES INC		39	7	15%	46

COVID-19: testing by laboratory

Data through Aug 17, 2020 verified as of Aug 18, 2020 at 09:25 AM

Data in this report are provisional and subject to change.

The numbers in the table below represent the number of Florida and non-Florida residents for whom test results were received by the Department of Health. A person can be tested by more than one laboratory and can have both positive and negative results. **Therefore, the sum of the numbers in each column will be larger than the total number of people tested.**

Reporting lab	Inconclusive	Negative	Positive	Percent positive	Total
GULF COAST MOLECULAR LABORATORIES		14	32	70%	46
VHA PUBLIC HEALTH REFERENCE LABORATORY- PALO ALTO		27	19	41%	46
325TH MEDICAL GROUP			45	100%	45
JEFFERY WEINZWEIG		1	43	98%	44
DOCTOR'S MEMORIAL HOSPITAL		3	41	93%	44
QUEST TAMPA (NEW YORK ELR)		34	10	23%	44
EAST MANATEE FAMILY	1		43	98%	44
QUEST DIAGNOSTICS-N ST PETERSBURG-5TH			43	100%	43
SEBASTIAN RIVER MEDICAL CENTER		12	31	72%	43
BAYFRONT HEALTH ER PINELLAS PARK		19	24	56%	43
LABORATORY SPECIALISTS OF MICHIGAN		1	41	98%	42
BALDWIN PEDIATRICS		37	5	12%	42
LAB CORP TAMPA			42	100%	42
NXGEN MDX		18	24	57%	42
FAWCETT MEMORIAL HOSPITAL-LAB		1	41	98%	42
NEW YORK STATE ELR - MONTEFIORE MEDICAL CENTER LABORATORIES - MOSES		34	7	17%	41
TRADITION MEDICAL CENTER LABORATORY		18	23	56%	41
LAB CORP RTP	1	2	38	93%	41
UNKNOWN - BAD FACILITY CODE		4	37	90%	41
DEPARTMENT OF VETERANS AFFAIRS JAMES A. HALEY VETERANS HOSPITAL			41	100%	41
FLORIDA HOSPITAL NEW SMYRNA		4	37	90%	41
NORTH FLORIDA PEDIATRICS-LAKE CITY			41	100%	41
NORTH FLORIDA/SOUTH GEORGA VETERANS HEALTH SYSTEM			41	100%	41
MIAMI VA HEALTHCARE SYSTEM			40	100%	40
EGLIN REGIONAL MEDICAL CENTER		4	36	90%	40
RCA LABORATORY SERVICES -- NEW YORK ELR		10	30	75%	40
SMA SPECIALTY MEDICAL LAB		1	39	98%	40
BLOCK, NATION, CHASE, AND SMOLEN FAMILY MEDICINE		22	18	45%	40
CBS LABORATORY		1	39	98%	40
URGENT CARE CURE		19	20	51%	39
NEW YORK STATE ELR - KALEIDA HEALTH CENTER FOR LABORATORY		35	4	10%	39
CENTRA CARE -- WATERFORD LAKES		6	33	85%	39
FLORIDA MEDICAL CLINIC		9	29	76%	38
MOBILE INFIRMARY MED CENTER PATH LAB		33	5	13%	38
ADVENT HEALTH CENTRA CARE		10	28	74%	38
APP-UNIPATH, LLC		37	1	3%	38
COASTAL MED URGENT CARE			37	100%	37
MY CLINICAL LAB			37	100%	37
ANGEL KIDS PEDIATRICS		26	11	30%	37
HEALTH FIRST-PALM BAY		1	35	97%	36
CAREMOUNT MEDICAL - PATHOLOGY		36			36
GENPATH			35	100%	35
ST. CLOUD MEDICAL GROUP		35			35
IRL		4	31	89%	35
CAPITAL REGIONAL MEDICAL CENTER		2	33	94%	35
ST VINCENT'S BIRMINGHAM LABORATORY		35			35
LAB PLUS, LLC AT SAINT THOMAS WEST HOSPITAL		26	8	24%	34

COVID-19: testing by laboratory

Data through Aug 17, 2020 verified as of Aug 18, 2020 at 09:25 AM

Data in this report are provisional and subject to change.

The numbers in the table below represent the number of Florida and non-Florida residents for whom test results were received by the Department of Health. A person can be tested by more than one laboratory and can have both positive and negative results. **Therefore, the sum of the numbers in each column will be larger than the total number of people tested.**

Reporting lab	Inconclusive	Negative	Positive	Percent positive	Total
NEW YORK STATE ELR - QUEST DIAGNOSTICS NICHOLS		32	2	6%	34
ADVENTHEALTH CENTRA CARE SANFORD		11	23	68%	34
DESOTO MEMORIAL HOSPITAL LAB			33	100%	33
BAY MEDICAL CENTER SACRED HEART HEALTH SYSTEM		10	23	70%	33
HUNTSVILLE HOSPITAL LABORATORY		25	8	24%	33
MEDICAL DIAGNOSTIC LAB		1	31	97%	32
EXPERTUS LABORATORIES INC		11	21	66%	32
ST. MARYS MEDICAL CENTER		1	30	97%	31
SELECT LABORATORIES MARION COUNTY, LLC.			31	100%	31
QUEST INFECTIOUS DISEASE	1	26	4	13%	31
CLINICAL RESEARCH SEQUENCING PLATFORM			31	100%	31
QUEST DIAGNOSTICS-VERO BEACH-37TH ST		31			31
NEW YORK STATE ELR - WHITE PLAINS HOSPITAL CENTER LAB		31			31
CITRUS MEMORIAL HEALTH SYSTEM LAB		2	29	94%	31
CHILDREN'S HOSPITAL OF ALABAMA		30			30
QUEST DIAGNOSTICS NICHOLS INSTITUTE- LPP		3	27	90%	30
FINLAY CLINICAL LABORATORY INC		26	4	13%	30
UNIVERSITY HEALTH SYSTEM INC		27	3	10%	30
NEXT MOLECULAR ANALYTICS		1	28	97%	29
NEW YORK STATE ELR - NEWYORK-PRESBYTERIAN/QUEENS DIAGNOSTIC		28	1	3%	29
LABFIRST - DEPARTMENT OF PATHOLOGY		28	1	3%	29
P4CLINICAL	3	2	24	83%	29
VENICE REGIONAL MEDICAL LAB SERVICES			29	100%	29
DICKERT		26	3	10%	29
BAYFRONT		21	8	28%	29
RDX BIOSCIENCE,			28	100%	28
INTERLAB		1	27	96%	28
QUEST DIAGNOSTIC INC	1	3	24	86%	28
DOH-WEST PALM BEACH BRANCH LABORATORY			28	100%	28
KENDALL REGIONAL MEDICAL CENTER LAB	2		26	93%	28
GRAVITY DIAGNOSTICS, LLC		11	17	61%	28
ASSOCIATED CLINICAL LABORATORIES		27	1	4%	28
PALM BAY HOSPITAL		1	26	96%	27
LIFEBRITE	1	2	24	89%	27
CAPE CANAVERAL HOSPITAL			27	100%	27
GENESIS DIAGNOSTICS			27	100%	27
SARAPATH DIAGNOSTICS			27	100%	27
SMA LAB		4	23	85%	27
QUEST DIAGNOSTICS INC.			27	100%	27
SANFORD LABORATORIES		25	2	7%	27
QDX PATHOLOGY SERVICES		16	10	38%	26
SUNCOAST LABS			26	100%	26
CDC		17	9	35%	26
GENESIS LABORATORY MANAGEMENT		1	24	96%	25
GRAVITY DIAGNOSTICS		14	11	44%	25
LABCORP OF AMERICA		11	14	56%	25
NEW YORK STATE ELR - STONY BROOK UNIVERSITY MEDICAL CENTER		21	3	13%	24

COVID-19: testing by laboratory

Data through Aug 17, 2020 verified as of Aug 18, 2020 at 09:25 AM

Data in this report are provisional and subject to change.

The numbers in the table below represent the number of Florida and non-Florida residents for whom test results were received by the Department of Health. A person can be tested by more than one laboratory and can have both positive and negative results. **Therefore, the sum of the numbers in each column will be larger than the total number of people tested.**

Reporting lab	Inconclusive	Negative	Positive	Percent positive	Total
ST. ANTHONY'S HOSPITAL			24	100%	24
NEW YORK STATE ELR - CATHOLIC HEALTH SYSTEM DEPT LABORATORY		24			24
AURORA DIAGNOSTICS BERNHARDT LABORATORIES PATHOLOGY SERVICE		22	2	8%	24
WUESTHOFF MEMORIAL HOSPITAL			24	100%	24
PRIDE DIAGNOSTICS		20	3	13%	23
POPLAR HEALTHCARE PLLC	1	10	12	52%	23
LABORATORY DYNAMICS		20	3	13%	23
ST. JOSEPH'S HOSPITAL NORTH			22	100%	22
CAYUGA MEDICAL CENTER AT ITHACA		19	3	14%	22
FHMG_CTR FOR SENIOR HEALTH		20	2	9%	22
EGL GENETIC DIAGNOSTICS		1	21	95%	22
PENNSYLVANIA DEPT OF HEALTH		19	3	14%	22
LAB			21	100%	21
INTERNAL LAB		18	3	14%	21
BROWARD HEALTH CORAL SPRINGS EPIDEMIOLOGY DEPT			21	100%	21
PATRICK AIR FORCE BASE		1	20	95%	21
VIERA HOSPITAL			21	100%	21
NEW YORK STATE ELR - UNIVERSITY HOSPITAL, STONY BROOK SOUTHAMPTON		21			21
HEALTH FIRST CAPE CANAVERAL HOSPITAL			20	100%	20
DIAGNOSTIC LABORATORY OF OKLAHOMA		19	1	5%	20
FIRST CHOICE URGENT CARE			20	100%	20
CENTRA CARE CONWAY			20	100%	20
ST. CLOUD HOSPITAL		20			20
ASSOCIATED PATHOLOGISTS		16	4	20%	20
WUESTHOFF MEDICAL CENTER-MELBOURNE			20	100%	20
MIAMI BEACH COMMUNITY HEALTH CENTER			20	100%	20
MIDWAY SPECIALTY CARE CENTER		10	10	50%	20
LECONTE MEDICAL CENTER LAB		15	4	21%	19
MED HEALTH SERVICES		18	1	5%	19
MAYO CLINIC LABS - ROCHESTER SUPERIOR DRIVE		2	17	89%	19
ADVENT HEALTH FISH MEMORIAL		2	17	89%	19
MOLECULAR TESTING LABS			19	100%	19
MOLECULAR DIAGNOSTICS		1	18	95%	19
PARRISH MEDICAL CENTER		1	18	95%	19
ORLANDO HEALTH EMERGENCY DEPARTMENT		17	2	11%	19
VA		15	4	21%	19
INTEGRATED REGIONAL LABORATORIES - LARGO			19	100%	19
NIGHT LITE PEDIATRICS WINTER GARDEN		9	9	50%	18
VAMC			18	100%	18
SUNQUEST		2	16	89%	18
NEW YORK STATE ELR - WESTCHESTER MEDICAL CENTER		18			18
NEW YORK STATE ELR - WILSON MEMORIAL REGIONAL MEDICAL CENTER		17	1	6%	18
PALO ALTO VA MEDICAL CENTER		1	17	94%	18
STONE WASH CLINICAL LABORATORIES		2	16	89%	18
INTERCOASTAL MEDICAL GROUP			18	100%	18
IPSUM DIAGNOSTICS			18	100%	18
JACKSON HEALTH SYSTEM			18	100%	18

COVID-19: testing by laboratory

Data through Aug 17, 2020 verified as of Aug 18, 2020 at 09:25 AM

Data in this report are provisional and subject to change.

The numbers in the table below represent the number of Florida and non-Florida residents for whom test results were received by the Department of Health. A person can be tested by more than one laboratory and can have both positive and negative results. **Therefore, the sum of the numbers in each column will be larger than the total number of people tested.**

Reporting lab	Inconclusive	Negative	Positive	Percent positive	Total
DOCTORS MEMORIAL HOSPITAL		8	10	56%	18
ST FRANCIS HOSPITAL		14	3	18%	17
FHMG-FLORIDA HOSPITAL MEDICAL GROUP		12	5	29%	17
NEW YORK STATE ELR - QUEST DIAGNOSTICS INCORPORATED		14	3	18%	17
BAYFRONT HEALTH SPRING HILL		1	16	94%	17
TRUGENX			17	100%	17
WATSON CLINIC LLP SOUTH			17	100%	17
HEALTH FIRST-VIERA HOSPITAL			17	100%	17
AMERICAN HEALTH ASSOCIATES OF TAMPA		2	15	88%	17
NORTH FLORIDA PEDIATRICS		1	16	94%	17
XPRESS WELLNESS URGENT CARE			17	100%	17
NEW YORK STATE ELR - BROOKDALE UNIVERSITY HOSPITAL		16	1	6%	17
CLEVELAND CLINIC FOUNDATION		9	8	47%	17
FHMG LAKE MARY PEDS		15	1	6%	16
SEVEN RIVERS REGIONAL MEDICAL CENTER		4	12	75%	16
LABCORP - CLEARWATER		3	13	81%	16
LABCORP INC		3	13	81%	16
MADISON CORE LABORATORIES		15	1	6%	16
TGH		1	15	94%	16
SUNTREE INTERNAL MEDICINE		16			16
NEW YORK STATE ELR - LENOX HILL HOSPITAL		13	2	13%	15
INTEGRITY LABORATORIES, LLC		5	10	67%	15
CONNECTICUT DEPARTMENT OF HEALTH		14	1	7%	15
QUESTDIAGNOSTICS INCORPORATED		1	14	93%	15
MINI ER AND URGENT CARE			15	100%	15
TIDE LABORATORIES		4	11	73%	15
MINUTECLINIC DIAGNOSTIC OF MICHIGAN, PC #8029		15			15
ELLENTON URGENT CARE			15	100%	15
DIATHERIX		13	2	13%	15
FLORIDA DEPARTMENT OF HEALTH		10	5	33%	15
QUEST DIAGNOSTICS NICHOLS INSTITUTE - SJC (LPP)		10	5	33%	15
DEVANSH LAB WERKS INC		13	2	13%	15
NORTH OKALOOSA MEDICAL CENTER			15	100%	15
NORTH SHORE UNIVERSITY HOSPITAL LABORATORY		14	1	7%	15
PROTEUS MOLECULAR AND CLINICAL LAB		11	4	27%	15
QUEST DIAGNOSTICS INCORPORATED			15	100%	15
NEW YORK STATE ELR - ROCHESTER GENERAL HOSPITAL LABORATORY		14	1	7%	15
POARCH BANC CREEK INDIANS TRIBAL HEALTH DEPARTMENT			14	100%	14
CLINICAL PATHOLOGY LABS		1	13	93%	14
AMELIA MEDICAL CARE			14	100%	14
SEMINOLE COUNTY HEALTH DEPARTMENT		13	1	7%	14
WHITE WILSON MEDICAL CENTER CLINIC			14	100%	14
GOLDEN GATE FAMILY CLINIC			14	100%	14
OUT OF STATE		14			14
PARK WEST MEDICAL CENTER		13	1	7%	14
HEALTH CENTRAL HOSPITAL			14	100%	14
MILLENNIUM PHYSICIAN GROUP LCC			14	100%	14

COVID-19: testing by laboratory

Data through Aug 17, 2020 verified as of Aug 18, 2020 at 09:25 AM

Data in this report are provisional and subject to change.

The numbers in the table below represent the number of Florida and non-Florida residents for whom test results were received by the Department of Health. A person can be tested by more than one laboratory and can have both positive and negative results. **Therefore, the sum of the numbers in each column will be larger than the total number of people tested.**

Reporting lab	Inconclusive	Negative	Positive	Percent positive	Total
XERA MED RESEARCH			13	100%	13
MAGNOLIA DIAGNOSTIC			13	100%	13
ADVENTHEALTH PALM COAST			13	100%	13
DEPARTMENT OF VETERANS AFFAIRS MEDICAL CENTER			13	100%	13
MEDCOMP SCIENCES			13	100%	13
PRECISION HEALTH SOLUTIONS LAB			13	100%	13
SOUTHEAST FAMILY HEALTHCARE CENTER			13	100%	13
UNIVERSITY OF ALABAMA		12	1	8%	13
ORLANDO HEALTH		2	11	85%	13
NEW YORK STATE ELR - ERIE COUNTY MEDICAL CTR CLINICAL LABS		13			13
ADVENTHEALTH CENTRA CARE WESLEY CHAPEL			13	100%	13
BAPTIST SOUTH MEDICAL CENTER		2	11	85%	13
NEW YORK STATE ELR - BRONX LEBANON HOSPITAL-MEDICAL CENTER		12	1	8%	13
ADVANCED URGENT CARE		10	2	17%	12
TOTAL RENAL LABORATORIES INC		7	5	42%	12
FLORIDA STATE HOSPITAL			12	100%	12
UVMC MICROBIOLOGY		12			12
ADVENT HEALTH CENTRA CARE PALM COAST			12	100%	12
PATHGROUP			12	100%	12
FLORIDA DEPT OF HEALTH		4	8	67%	12
NEW YORK STATE ELR - SARATOGA HOSPITAL LABORATORY		11	1	8%	12
TEN HEALTHCARE		2	10	83%	12
AMERICAN FAMILY PACE		2	10	83%	12
BROWARD DIALYSIS			12	100%	12
DOH		1	11	92%	12
REDITUS LABORATORIES			12	100%	12
LAKE CITY VETERANS HOSPITAL			12	100%	12
BOND CLINIC			11	100%	11
DELRAY MEDICAL CENTER LAB			11	100%	11
FUNGAL REFERENCE LABORATORY		11			11
AMERICAN ESOTERIC LABORATORIES			11	100%	11
FLORIDA COMMUNITY HEALTH CENTER OF ST. LUCIE			11	100%	11
COASTAL LABORATORIES			11	100%	11
NADAL PEDIATRICS - VICTORIA STREET (3385)			11	100%	11
LEON CHD		11			11
ST VINCENTS MEDICAL CENTER RIVERSIDE NURSING		1	10	91%	11
SHELBY COUNTY HEALTH CARE CORPORATION		8	3	27%	11
BAYCARE OUTREACH LABORATORY SERVICES		1	10	91%	11
TYNDALL AFB			11	100%	11
UPMC CHAUTAUQUA AT WCA LABORATORY		11			11
INDIAN RIVER MEDICAL CENTER		11			11
LAB INTERMARKET FACILITY LAB			11	100%	11
BAYFRONT HEALTH PORT CHARLOTTE			11	100%	11
ESCAMBIA COMMUNITY CLINIC			11	100%	11
BROWARD HEALTH CARE			10	100%	10
NEW YORK STATE ELR - CATHOLIC HEALTH SERVICES REGIONAL LABORATORY		8	2	20%	10
MINUTECLINIC DIAGNOSTIC OF RHODE ISLAND, LLC #1544		10			10

COVID-19: testing by laboratory

Data through Aug 17, 2020 verified as of Aug 18, 2020 at 09:25 AM

Data in this report are provisional and subject to change.

The numbers in the table below represent the number of Florida and non-Florida residents for whom test results were received by the Department of Health. A person can be tested by more than one laboratory and can have both positive and negative results. **Therefore, the sum of the numbers in each column will be larger than the total number of people tested.**

Reporting lab	Inconclusive	Negative	Positive	Percent positive	Total
MEDICAL LABORATORY DIAGNOSTICS			10	100%	10
CVS PHARMACY NO 7881		10			10
CORE LABORATORY		1	9	90%	10
PARKWEST MEDICAL CENTER		9	1	10%	10
SELECT REFERENCE LABORATORIES, LLC			10	100%	10
NEW JERSEY DEPARTMENT OF HEALTH COMMUNICABLE DISEASE SERVICE		3	7	70%	10
PPD		8	2	20%	10
PERSONALIZED GENETIC TESTING			10	100%	10
NEW YORK STATE ELR - NEW YORK CITY DEPARTMENT OF HEALTH & MENTAL		9	1	10%	10
JACKSON NORTH MEDICAL CENTER		1	9	90%	10
LAKE BALDWIN CBOC		9	1	10%	10
ADVENTHEALTH CENTRA CARE			10	100%	10
KEY PRIMARY CASE			10	100%	10
VENICE REGIONAL MEDICAL CENTER			10	100%	10
TPCA CLINICAL LABORATORIES		7	3	30%	10
HIGHLANDS MEDICAL CENTER		10			10
EAST ALABAMA MEDICAL CENTER LABORATORY		6	4	40%	10
LABCORP - MIAMI		4	6	60%	10
WESTPAC LABS			9	100%	9
NEW YORK STATE ELR - GOOD SAMARITAN HOSPITAL LABORATORY		9			9
CONSOLIDATED LAB SERVICES		8	1	11%	9
BAY PINES VA		1	8	89%	9
CENTRA CARE – SAND LAKE			9	100%	9
PROMEDICA LABORATORIES		8	1	11%	9
ADVENT HEALTH SEBRING			9	100%	9
RUSKIN HEALTH CENTER			9	100%	9
MICHIGAN DEPARTMENT OF HEALTH AND HUMAN SERVICES			9	100%	9
NEW YORK STATE ELR - LOURDES HOSPITAL INC		9			9
LABORATORY OF FLORIDA			9	100%	9
MINUTE CLINIC INCORPORATE		8	1	11%	9
Diatherix Laboratories, LLC		3	6	67%	9
MINUTECLINIC DIAGNOSTIC OF RHODE ISLAND, LLC #729		8	1	11%	9
DYNAMIC DNA LAB		1	8	89%	9
FLORIDA HOSPITAL LABS			9	100%	9
KEYS MEDICAL GROUP			9	100%	9
HUNTINGTON HOSPITAL LABORATORY		8	1	11%	9
ACADIAN DIAGNOSTIC LABORATORIES		8	1	11%	9
NEW YORK STATE ELR - VASSAR BROTHERS MEDICAL CENTER LABORATORY		9			9
BAY CARE OCCUPATIONAL CLINIC			9	100%	9
DOCTORS MEMORIAL FAMILY MEDICINE			8	100%	8
NORTH CAROLINA DEPARTMENT OF HEALTH & HUMAN SERVICES			8	100%	8
NEW YORK STATE ELR - ST PETER'S BENDER LABORATORY		8			8
NEW YORK STATE ELR - NORTH CENTRAL BRONX HOSP		7	1	13%	8
ADVENTHEALTH MEDICAL GROUP		6	2	25%	8
ST. JOSEPH HOSPITAL AND HEALTH CARE INC.			8	100%	8
NEW YORK STATE ELR - JAMES J PETERS VA MEDICAL CENTER		6	2	25%	8
JAMES A. HALEY VETERANS' HOSPITAL			8	100%	8

COVID-19: testing by laboratory

Data through Aug 17, 2020 verified as of Aug 18, 2020 at 09:25 AM

Data in this report are provisional and subject to change.

The numbers in the table below represent the number of Florida and non-Florida residents for whom test results were received by the Department of Health. A person can be tested by more than one laboratory and can have both positive and negative results. **Therefore, the sum of the numbers in each column will be larger than the total number of people tested.**

Reporting lab	Inconclusive	Negative	Positive	Percent positive	Total
PRATTVILLE BAPTIST HOSPITAL		7	1	13%	8
DOCTOR'S IN HOUSE LAB			8	100%	8
BAYCARE LABORATORIES			8	100%	8
SPORTS DRUG TESTING LABORATORY			8	100%	8
GENEUS DIAGNOSTICS			8	100%	8
UMHC/SYLVESTER AT KENDALL		1	7	88%	8
X-GENE MOLECULAR LABS		1	7	88%	8
WOLFSON (USE BAPTIST)			8	100%	8
GENEDX		5	3	38%	8
BAYONET POINT MEDICAL CENTER			8	100%	8
THE COMMONWEALTH OF MASSACHUSETTS			8	100%	8
STATE LAB		1	7	88%	8
NEW YORK PRESBYTERIAN - ALLEN HOSPITAL		7			7
ST CATHERINE OF SIENA HOSPITAL		7			7
PENSACOLA PEDIATRICS			7	100%	7
SOUTHEAST ALABAMA MEDICAL CENTER			7	100%	7
ROCKLEDGE			7	100%	7
NEW YORK STATE ELR - HUDSON VALLEY HOSPITAL CENTER LABORATORY		6	1	14%	7
CLEVELAND CLINIC			7	100%	7
NEIGHBORHOOD MEDICAL CENTER		7			7
INTERLACHEN PEDIATRICS		5	2	29%	7
NEW YORK STATE ELR - LABORATORY ALLIANCE OF CENTRAL NEW		7			7
UNIVERSITY HOSPITAL - STONY BROOK EASTERN		7			7
FLORIDA DEPARTMENT OF HEALTH IN HILLSBOROUGH COUNTY			7	100%	7
BIOFIRE			7	100%	7
PECONIC BAY MEDICAL CENTER LABORATORY		6	1	14%	7
FLORIDA CLINICAL LAB			7	100%	7
NORTHWELL HEALTH PLAINVIEW HOSPITAL LABORATORY		5	2	29%	7
NORTHWEST FLORIDA COMMUNITY HOSPITAL		1	6	86%	7
LEE MEMORIAL HEALTH PARK LAB			7	100%	7
SYLVESTER AT PLANTATION LABORATORY		6	1	14%	7
LONGLEAF DIAGNOSTIC LABORATORIES		2	5	71%	7
WATSON CLINIC LLP MAIN			7	100%	7
ORMOND BEACH CENTRA CARE			7	100%	7
CANTON-POTSDAM HOSPITAL LABORATORY		7			7
NO NAME		5	2	29%	7
FLORIDA DEPARTMENT OF HEALTH IN LAKE COUNTY		3	4	57%	7
ST VINCENT'S EAST LABORATORY		6	1	14%	7
CVS PHARMACY, INC DBA CVS/PHARMACY #5685		7			7
HEALTHMARK REGIONAL HOSPITAL LAB		3	4	57%	7
NORTH BAY HOSPITAL			7	100%	7
BioReference Laboratories, Inc			6	100%	6
ABBOTT			6	100%	6
LAB CORP OF AMERICA		2	4	67%	6
ADVENTHEALTH PEDIATRICS/LAKE MARY PEDS		5	1	17%	6
FLORIDA HOSPITAL KISSIMMEE		4	2	33%	6
BOZEMAN HEALTH DEACONESS HOSPITAL		4	2	33%	6

COVID-19: testing by laboratory

Data through Aug 17, 2020 verified as of Aug 18, 2020 at 09:25 AM

Data in this report are provisional and subject to change.

The numbers in the table below represent the number of Florida and non-Florida residents for whom test results were received by the Department of Health. A person can be tested by more than one laboratory and can have both positive and negative results. **Therefore, the sum of the numbers in each column will be larger than the total number of people tested.**

Reporting lab	Inconclusive	Negative	Positive	Percent positive	Total
MONTEFIORE NEW ROCHELLE HOSPITAL		6			6
COMMUNITY HEALTH CENTER			6	100%	6
COMMUNITY HEALTH NORTHWEST FLORIDA			6	100%	6
PATHOGENIUS LABORATORIES		2	4	67%	6
QUOTIENT SCIENCES			6	100%	6
BROOKWOOD BAPTIST MEDICAL CENTER		6			6
BIOCEPT			6	100%	6
NOAH CLINICAL LABORATORY			6	100%	6
BAYCARE MEDICAL GROUP INC			6	100%	6
FLORIDA WOMAN CARE LABORATORY			6	100%	6
HEALTH CARE LABORATORY SERVICES			6	100%	6
NEW YORK STATE ELR - JAMAICA HOSPITAL MEDICAL CENTER		6			6
AHSE ROP		6			6
CENTRA CARE-LBV			6	100%	6
PALM BEACH PATHOLOGY		4	2	33%	6
ADVENTHEALTH CENTRA CARE LAKE MARY		2	4	67%	6
ADVENTHEALTH CENTRA CARE ORMOND BEACH			6	100%	6
ACH			6	100%	6
ARCHBOLD MEMORIAL HOSPITAL/LAB		3	3	50%	6
LEE COUNTY HEALTH DEPARTMENT		4	2	33%	6
ST ELIZABETH MEDICAL CENTER LABORATORY		6			6
CREATIVE TESTING SOLUTIONS			6	100%	6
MICHIGAN DEPARTMENT OF COMMUNITY HEALTH		1	5	83%	6
LABCORP NEW PORT RICHEY			6	100%	6
LEE MEMORIAL LAB GULF COAST			6	100%	6
ALLIANCE PEDIATRICS			6	100%	6
DOC SMILEY'S URGENT CARE			6	100%	6
TAMIAMI LAB MILLENIUM			6	100%	6
SUNCOAST COMMUNITY HEALTH CENTERS PEDIATRICS		1	5	83%	6
STATEN ISLAND UNIVERSITY HOSPITAL-POUCH		6			6
TRUE HEALTH DIAGNOSTICS		1	5	83%	6
LONGWOOD FAMILY PRACTICE		6			6
Maury Regional Hospital		4	2	33%	6
ST JOSEPH HOSPITAL		5	1	17%	6
SPECIALITY LABORATORIES,INC		4	1	20%	5
CHEMISYS LABORATORIES			5	100%	5
ADVENTHEALTH ZEPHYRHILLS			5	100%	5
ST ANTHONY NORTH			5	100%	5
Cleveland Clinic Laboratories		1	4	80%	5
NEW YORK STATE ELR - SOUTHSIDE HOSPITAL NORTHWELL HEALTH LABORATORY		4	1	20%	5
TMH PHYSICIAN PARTNERS - MONTICELLO		5			5
DOH JACKSONVILLE CENTRAL LABORATORY		3	2	40%	5
AEL KNOXVILLE			5	100%	5
UPMC HEALTH SYSTEM		4	1	20%	5
UNKNOWN LAB			5	100%	5
DALE MEDICAL CENTER		2	3	60%	5
CENTRA CARE – APOPKA			5	100%	5

COVID-19: testing by laboratory

Data through Aug 17, 2020 verified as of Aug 18, 2020 at 09:25 AM

Data in this report are provisional and subject to change.

The numbers in the table below represent the number of Florida and non-Florida residents for whom test results were received by the Department of Health. A person can be tested by more than one laboratory and can have both positive and negative results. **Therefore, the sum of the numbers in each column will be larger than the total number of people tested.**

Reporting lab	Inconclusive	Negative	Positive	Percent positive	Total
THE VILLAGES CLINICAL LAB		4	1	20%	5
CHILDREN'S HOSPITAL OF PHILADELPHIA		5			5
ARNOT OGDEN MEDICAL CENTER LABORATORY		5			5
LAKELAND REGIONAL HEALTH			5	100%	5
ACHS		2	3	60%	5
LEHIGH VALLEY HOSPITAL		3	2	40%	5
TALLAHASSEE PRIMARY CARE ASSOC, PA		5			5
BOCA RATON REGIONAL HOSPITAL LAB			5	100%	5
BROWARD COUNTY HEALTH DEPT.			5	100%	5
MANATEE PEDIATRICS			5	100%	5
Point of Care Testing			5	100%	5
XRL SXF REF LAB		5			5
LABCORP - NAPLES			5	100%	5
JFK MEDICAL CENTER NORTH LAB			5	100%	5
BIOTECH			5	100%	5
FRANCES WARDE MEDICAL LABORATORY		2	3	60%	5
FLOWERS HOSPITAL		1	4	80%	5
LABCORP BURLINGTON CYTO		4	1	20%	5
DOCTOR'S IN HOUSE LABORATORY			5	100%	5
LABCORP DIAGNOSTICS-MIAMI		2	3	60%	5
LAWTON CHILES HEALTH CENTER			5	100%	5
AIM LABORATORIES			5	100%	5
SANTA ROSA MEDICAL CENTER CLINICAL LAB		2	3	60%	5
STATEN ISLAND UNIVERSITY HOSPITAL SEGUINE AVE		4			4
ASCENSION ST. VINCENT'S PRIMARY CARE			4	100%	4
ILLINOIS DEPT OF PUBLIC HEALTH LAB - SPRINGFIELD			4	100%	4
PRECISION LABS LLC		1	3	75%	4
COVENIENT CARE MEDICAL CLINIC			4	100%	4
STATEN ISLAND UNIVERSITY HOSPITAL		4			4
PRIMARY CARE OF THE TREASURE COAST			4	100%	4
VA GULF COAST VETERANS HEALTH CARE SYSTEM			4	100%	4
OKLAHOMA STATE UNIVERSITY DIAGNOSTIC LAB			4	100%	4
EMERGENCY MEDICAL CENTER			4	100%	4
PEDIATRIC HEALTH CARE ALLIANCE			4	100%	4
Covance Central Laboratory			4	100%	4
PHYSICIANS STAT			4	100%	4
NEW YORK STATE ELR - SAMARITAN HOSPITAL LABORATORY		4			4
NEWYORK-PRESBYTERIAN/ LAWRENCE HOSPITAL LABORATORY		4			4
FISHERMEN'S HOSPITAL			4	100%	4
QUEST DIAGNOSTICS- MELBOURNE			4	100%	4
MALABAR/ADVENT CENTRA CARE			4	100%	4
HEALTHQUEST LABORATORIES			4	100%	4
GENUS DIAGNOSTICS			4	100%	4
DCH REGIONAL MEDICAL CENTER LABORATORY		4			4
QUEST DIAGNOSTIC INC TECHINICAL			4	100%	4
DAVITA LABORATORY		4			4
BEAUMONT LABORATORY			4	100%	4

COVID-19: testing by laboratory

Data through Aug 17, 2020 verified as of Aug 18, 2020 at 09:25 AM

Data in this report are provisional and subject to change.

The numbers in the table below represent the number of Florida and non-Florida residents for whom test results were received by the Department of Health. A person can be tested by more than one laboratory and can have both positive and negative results. **Therefore, the sum of the numbers in each column will be larger than the total number of people tested.**

Reporting lab	Inconclusive	Negative	Positive	Percent positive	Total
LINCOLN MEDICAL AND MENTAL HEALTH CENTER		4			4
EXPRESS TESTING-ONE			4	100%	4
ST VINCENT'S CHILTON		3	1	25%	4
NICHOLS INSTITUTE QUEST DIAGNOSTICS		2	2	50%	4
MEDLOGIC, LLC		1	3	75%	4
GENUS3		1	3	75%	4
FINLAY C. LABORATORY		3	1	25%	4
TA LABCORP TAMPA			4	100%	4
THOMAS JEFFERSON UNIVERSITY HOSPITAL		4			4
INTERMARKET FACILITY			4	100%	4
NEW HAMPSHIRE DEPARTMENT OF HEALTH AND HUMAN SERVICES		3	1	25%	4
METHODIST MEDICAL CENTER		3	1	25%	4
BAPTIST MEDICAL PLAZA AT DORAL URGENT CARE CENTER		4			4
BAY CARE			4	100%	4
COLORADO DEPARTMENT OF PUBLIC HEALTH AND ENVIRONMENT			4	100%	4
MISSOURI DEPARTMENT OF HEALTH AND SENIOR SERVICES			4	100%	4
BAPTIST MEDICAL CENTER EAST		2	2	50%	4
DTR LABS		3	1	25%	4
METRO KNOXVILLE HMA		4			4
METROPOLITAN HOSPITAL CENTER		4			4
SOUTHWESTERN REGIONAL MEDICAL CENTER - TULSA		4			4
IRL MARKET LAB			4	100%	4
COMMUNITY HEALTH OF SOUTH FLORIDA			4	100%	4
NEW YORK STATE ELR - BROOKLYN HOSPITAL CENTER DOWNTOWN CAMPUS		4			4
QUEST DIAGNOSTIC			3	100%	3
WAKEMED		1	2	67%	3
VIRTUA VOORHEES HOSPITAL		3			3
NORTH NAPLES HOSPITAL RESPIRATORY THERAPY DEPARTMENT			3	100%	3
PALMS WEST HOSPITAL			3	100%	3
BAYCARE OUTREACH LABORATORY HOSPITAL			3	100%	3
SOUTH GEORGIA MEDICAL CENTER			3	100%	3
BARONESS ERLANGER HOSPITAL		3			3
WOODHULL MEDICAL AND MENTAL HEALTH CTR		3			3
NORTHSHORE UNIVERSITY HEALTHSYSTEM EVANSTON HOSPITAL LAB			3	100%	3
DOCTOR'S IN-HOUSE LAB/COMMUNITY HEALTH CENTERS OF PINELLAS -PINELLAS P			3	100%	3
VIRGINIA DIVISION OF CONSOLIDATED LABORATORIES			3	100%	3
BEEBE MEDICAL CENTER LABORATORY		3			3
BRANCH MEDICAL CLINIC			3	100%	3
NORTHERN DUTCHESS HOSPITAL LABORATORY		3			3
MIAMI CANCER INSTITUTE			3	100%	3
ACCESS HEALTH CARE		2	1	33%	3
MARSHALL MEDICAL CENTER SOUTH LAB		2	1	33%	3
PUBLIC HEALTH LAB		3			3
PALM BEACH COUNTY HEALTH DEPARTMENT LABORATORY			3	100%	3
CALHOUN LIBERTY HOSPITAL			3	100%	3
NAPHCARE, INC.			3	100%	3
BAYFRONT HEALTH PUNTA GORDA			3	100%	3

COVID-19: testing by laboratory

Data through Aug 17, 2020 verified as of Aug 18, 2020 at 09:25 AM

Data in this report are provisional and subject to change.

The numbers in the table below represent the number of Florida and non-Florida residents for whom test results were received by the Department of Health. A person can be tested by more than one laboratory and can have both positive and negative results. **Therefore, the sum of the numbers in each column will be larger than the total number of people tested.**

Reporting lab	Inconclusive	Negative	Positive	Percent positive	Total
WESLEY CHAPEL INTERNAL MEDICINE AND PEDIATRICS			3	100%	3
KEY WEST URGENT CARE, INC		3			3
WALGREENS #5317		3			3
QUATRACOR PLLC		3			3
NOVANT HEALTH INPATIENT CARE			3	100%	3
MONTEFIORE ST LUKE'S CORNWALL HOSPITAL		2	1	33%	3
BIO-REFERENCE LABORATORIES			3	100%	3
SAMARITAN MEDICAL CENTER		3			3
BIODESIX, INC.		3			3
GULF COAST MEDICAL GROUP			3	100%	3
FLORIDA HOSPITAL			3	100%	3
ST LUKES HOSPITAL LABORATORY		2	1	33%	3
MINUTECLINIC, LLC DBA MINUTECLINIC #4717		3			3
NEW YORK STATE ELR - JACOBI MEDICAL CENTER		3			3
ILLINOIS DEPARTMENT OF PUBLIC HEALTH			3	100%	3
PENNSYLVANIA DEPARTMENT OF HEALTH BUREAU OF LABORATORIES			3	100%	3
FAMILY HEALTH CENTERS OF SWF LABS			3	100%	3
DOCTORS URGENT CARE			3	100%	3
MHHS All Lab Subsection		3			3
TIMBER RIDGE LABORATORY			3	100%	3
CENTRAL FLORIDA HEALTH CARE INC			3	100%	3
NEW YORK STATE ELR - ORANGE REGIONAL MEDICAL CENTER LABORATORY		3			3
VA OUTPATIENT			3	100%	3
CORAL GABLES HOSPITAL			3	100%	3
DOH-TAMPA BRANCH LABORATORY (MLK BLVD)			3	100%	3
DORAL URGENT CARE			3	100%	3
EISENHOWER ARMY MEDICAL CENTER			3	100%	3
JACKSON SOUTH COMMUNITY HOSPITAL LAB			3	100%	3
INDIAN RIVER CHD VERO BEACH		2	1	33%	3
NEW YORK STATE ELR - LONG ISLAND JEWISH MED CTR		3			3
COMMUNITY HEALTH CENTERS OF PINELLAS, INC.			3	100%	3
NORTH BROWARD HOSPITAL DISTRICT HEALTHCARE FOR THE HOMELESS			3	100%	3
ALACHUA COUNTY HEALTH DEPARTMENT			3	100%	3
AMERICAN FAMILY CARE- ORANGE BEACH			3	100%	3
JOHNS HOPKINS MEDICAL LABORATORIES		1	2	67%	3
PINELLAS COUNTY HEALTH DEPARTMENT		2	1	33%	3
AFC URGENT CARE			3	100%	3
CENTRA CARE HUNTER'S CREEK			3	100%	3
JOE DIMAGGIO CHILDREN'S HOSPITAL		1	2	67%	3
LAKE WALES MEDICAL CENTER INC			3	100%	3
CENTRA CARE – LAKE NONA		1	2	67%	3
SCDHEC BUREAU OF LABORATORIES			2	100%	2
SHARP MEMORIAL HOSPITAL MICROBIOLOGY DEPT			2	100%	2
TANNER MEDICAL CENTER EAST AL		2			2
ALLIANCE LABS @LRMC			2	100%	2
BAY CARE LAB SERVICES/ST. ANTHONY'S HOSPITAL			2	100%	2
SARASOTA MEMORIAL MEDICAL URGENT CARE CENTER			2	100%	2

COVID-19: testing by laboratory

Data through Aug 17, 2020 verified as of Aug 18, 2020 at 09:25 AM

Data in this report are provisional and subject to change.

The numbers in the table below represent the number of Florida and non-Florida residents for whom test results were received by the Department of Health. A person can be tested by more than one laboratory and can have both positive and negative results. **Therefore, the sum of the numbers in each column will be larger than the total number of people tested.**

Reporting lab	Inconclusive	Negative	Positive	Percent positive	Total
SIGNATURE CARE PFLUGERVILLE			2	100%	2
TALLAHASSEE MEMORIAL HEALTHCARE FAMILY MED RESIDENCY			2	100%	2
AMERICAN MEDICAL LABORATORIES			2	100%	2
POINT WASHINGTON MEDICAL CLINIC			2	100%	2
PHYSICIANS LABORATORY SERVICES			2	100%	2
UK HEALTHCARE			2	100%	2
BIRMINGHAM VAMC		1	1	50%	2
UC CORAL GABLES			2	100%	2
WHOLE CHILD PEDIATRICS			2	100%	2
UAB		1	1	50%	2
SHELBY BAPTIST MEDICAL CENTER			2	100%	2
UCLA HEALTHCARE CLINICAL LABS			2	100%	2
AMERICA FAMILY CARE			2	100%	2
ALABAMA DEPARTMENT OF PUBLIC HEALTH			2	100%	2
QUEST DIAGNOSTICS-OCALA-SW HIGHWAY 200		2			2
VIGILINT HEALTHCARE		1	1	50%	2
UNIVERSITY OF MIAMI			2	100%	2
ST. JOSEPH REGIONAL MEDICAL CENTER			2	100%	2
QUEST ELR		2			2
QUEST DIAGNOSTICS-OCALA-SE 3RD		2			2
VIRACOR		1	1	50%	2
TREASURE COAST COMMUNITY HEALTH			2	100%	2
RUSH UNIVERSITY MEDICAL CENTER LABORATORY			2	100%	2
ST CHARLES HOSPITAL LABORATORY		2			2
ALVERNO CLINICAL LABORATORIES			2	100%	2
ST PETERSBURG PEDIATRICS-EAST BAY			2	100%	2
RICHMOND UNIVERSITY MEDICAL CENTER		1	1	50%	2
ALTRU DIAGNOSTICS INC			2	100%	2
URGENT CARE TCMA			2	100%	2
UT MEMPHIS UNIVERSITY HEALTH SERVICES			2	100%	2
UNIVERSITY OF WASHINGTON MEDICAL CENTER			2	100%	2
ROCKEFELLER UNIVERSITY CLINICAL GENOMICS LABORATOR		2			2
THOMAS LANGLEY			2	100%	2
BAYFRONT MEDICAL			2	100%	2
RIVERVIEW REGIONAL MEDICAL CENTER		2			2
VERMONT DEPARTMENT OF HEALTH LABORATORY		1	1	50%	2
UNIVERSITY HOSPITAL			2	100%	2
SPARROW CENTRAL LAB			2	100%	2
TREE HOUSE PEDIATRICS		2			2
SSM HEALTH ST LOUIS MICROBIOLOGY LABORATORY		1	1	50%	2
UNIVERSITY HOSPITAL OF BROOKLYN		2			2
AMEERAH LABS			2	100%	2
PREMIER MEDICAL LABORATORY			2	100%	2
PREMIER LABORATORY SERVICES, LLC			2	100%	2
ADVANCED MEDICAL CARE			2	100%	2
WATAUGA MEDICAL CENTER		1	1	50%	2
SANFORD REGIONAL HOSPITAL WORTHINGTON		2			2

COVID-19: testing by laboratory

Data through Aug 17, 2020 verified as of Aug 18, 2020 at 09:25 AM

Data in this report are provisional and subject to change.

The numbers in the table below represent the number of Florida and non-Florida residents for whom test results were received by the Department of Health. A person can be tested by more than one laboratory and can have both positive and negative results. **Therefore, the sum of the numbers in each column will be larger than the total number of people tested.**

Reporting lab	Inconclusive	Negative	Positive	Percent positive	Total
VRL EUROFINs			2	100%	2
UNIVERSITY OF CHICAGO MEDICAL CENTER LAB			2	100%	2
THE UNIVERSITY OF VERMONT MEDICAL CENTER		2			2
VIRTUA MEMORIAL HOSPITAL BURLINGTON COUNTY			2	100%	2
UNIVERSITY OF KANSAS MEDICAL CENTER			2	100%	2
QUEST DIAGNOSTICS INCORPORATED			2	100%	2
QUEENS HOSPITAL CENTER		2			2
BIO-TECH CLINICAL LABORATORIES			2	100%	2
BFT LAB			2	100%	2
BETH ISRAEL DEACONESS MEDICAL CENTER			2	100%	2
ADVANCED URGENT CARE CENTER OF THE UPPER KEYS			2	100%	2
NEW YORK STATE ELR - NEW YORK PRESBYTERIAN-LOWER MANHATTAN		2			2
HOME ACCESS HEALTH			2	100%	2
LABCORP - STUART		1	1	50%	2
NLC LABS			2	100%	2
MEMORIAL SLOAN KETTERING CANCER CENTER		1	1	50%	2
FCHC (OB)-DARWIN SQUARE CTR.			2	100%	2
EXECUTIVE MEDICAL SERVICES		2			2
NEW YORK STATE ELR - ERIE COUNTY PUBLIC HEALTH CLINICAL		2			2
CONNECTDX			2	100%	2
NEW YORK STATE ELR - LONG ISLAND JEWISH VALLEY STREAM		2			2
NEW YORK STATE ELR - GLENS FALLS HOSPITAL DEPARTMENT OF PATHOLOGY		2			2
EXOSOME DIAGNOSTICS		2			2
HELIX DIAGNOSTICS			2	100%	2
CVS PHARMACY, INC DBA CVS/PHARMACY #10581		2			2
LABCORP RARITAN		2			2
LABCORP PHOENIX			2	100%	2
LAKE MARY KIDS CENTRA CARE			2	100%	2
YORK HOSPITAL - LABORATORY			2	100%	2
MEDRITE			2	100%	2
NORTH FLORIDA PEDIATRICS JASPER			2	100%	2
NORTH DAKOTA DEPT OF HEALTH MICROBIOLOGY			2	100%	2
HEART OF FLORIDA HMA			2	100%	2
HEALTH FIRST IBM-UX			2	100%	2
CONSOLIDATED LABORATORY SERVICES			2	100%	2
CELERION			2	100%	2
JACKSON LABORATORY OF GENOMIC MEDICINE		2			2
MINUTECLINIC DIAGNOSTIC		1	1	50%	2
KETTERING HEALTH			2	100%	2
INTERNAL MEDICINE ASSOCIATES-DUNELLON			2	100%	2
IOWA DEPARTMENT OF PUBLIC HEALTH			2	100%	2
COLLIER COUNTY HEALTH DEPT.			2	100%	2
MONROE COUNTY HOSPITAL		2			2
JOHNSON CITY MEDICAL CENTER		1	1	50%	2
MINUTECLINIC DIAGNOSTIC OF TEXAS, LLC		2			2
MONTANA PUBLIC HEALTH LAB			2	100%	2
MINUTECLINIC DIAGNOSTIC OF RHODE ISLAND, LLC #590		2			2

COVID-19: testing by laboratory

Data through Aug 17, 2020 verified as of Aug 18, 2020 at 09:25 AM

Data in this report are provisional and subject to change.

The numbers in the table below represent the number of Florida and non-Florida residents for whom test results were received by the Department of Health. A person can be tested by more than one laboratory and can have both positive and negative results. **Therefore, the sum of the numbers in each column will be larger than the total number of people tested.**

Reporting lab	Inconclusive	Negative	Positive	Percent positive	Total
JOHN D. ARCHBOLD MEM. HOSPITAL			2	100%	2
MINUTE CLINIC LLC #2216		2			2
NEW YORK STATE ELR - BELLEVUE HOSPITAL CENTER DEPARTMENT		2			2
NEW YORK STATE ELR - AUBURN COMMUNITY HOSPITAL		2			2
NEW YORK STATE DEPARTMENT OF HEALTH		1	1	50%	2
LABCORP - OHIO			2	100%	2
LABCORP - LEESBURG			2	100%	2
NEW YORK STATE ELR - COLUMBIA MEMORIAL HOSPITAL LABORATORY		2			2
ERIE COUNTY MEDICAL CTR CLINICAL LABS		2			2
Cleveland Clinic Weston			2	100%	2
ENGLEWOOD HOSPITAL AND MEDICAL CENTER			2	100%	2
MIDMICHIGAN MEDICAL CENTER			2	100%	2
NEBRASKA MEDICAL CENTER			2	100%	2
CONEMAUGH MEMORIAL MEDICAL CENTER		2			2
MADISON COUNTY MEMORIAL HOSP		1	1	50%	2
OMNI			2	100%	2
OMNICARE PHARMACY OFTEXAS 1, LP DBA OMNICARE		2			2
GRAND ST PAUL CVS		2			2
OHIO DEPARTMENT OF HEALTH LABORATORY		2			2
GEISINGER MEDICAL CENTER		2			2
OKLAHOMA STATE DEPARTMENT OF HEALTH-PUBLIC HEALTH LABORATORY			2	100%	2
OHIO STATE UNIVERSITY MEDICAL CENTER			2	100%	2
ONslow MEMORIAL HOSPITAL LABORATORY		2			2
CAPTAIN JAMES A. LOVELL FEDERAL HEALTHCARE CENTER			2	100%	2
GEORGIA DEPARTMENT OF PUBLIC HEALTH			2	100%	2
LINCOLN DIAGNOSTIC LAB		2			2
MAYO			2	100%	2
LEGACY LABORATORY SERVICES			2	100%	2
LEEESBURG REGIONAL MEDICAL CENTER		1	1	50%	2
DEACONESS HOSPITAL			2	100%	2
FLORIDA HEALTH CARE PLANS			2	100%	2
GALEN BAYLOR EXTENSION		2			2
GUTHRIE MEDICAL GROUP LABORATORIES		2			2
NOT INDICATED			2	100%	2
FLORIDA MEDICAL CLINIC PA		2			2
FLORIDA CLINICAL LABORATORY INC			2	100%	2
FORT SANDERS REGIONAL LABORATORY		2			2
NOVANT HEALTH GOHEALTH URGENT CARE-HARRISBURG			2	100%	2
MAILBOX DIAGNOSTICS		1	1	50%	2
UNIVERSITY HOSPITALS OF CLEVELAND			1	100%	1
ECLRS			1	100%	1
LABCORP - DAYTONA BEACH			1	100%	1
Lourdes Hospital			1	100%	1
LABCORP - HOLLYWOOD			1	100%	1
MAGNOLIA PEDIATRICS			1	100%	1
LABCORP - JACKSONVILLE			1	100%	1
ALABAMA REFERENCE LAB			1	100%	1

COVID-19: testing by laboratory

Data through Aug 17, 2020 verified as of Aug 18, 2020 at 09:25 AM

Data in this report are provisional and subject to change.

The numbers in the table below represent the number of Florida and non-Florida residents for whom test results were received by the Department of Health. A person can be tested by more than one laboratory and can have both positive and negative results. **Therefore, the sum of the numbers in each column will be larger than the total number of people tested.**

Reporting lab	Inconclusive	Negative	Positive	Percent positive	Total
LAKEVIEW REGIONAL HOSPITAL			1	100%	1
UF KANAPAHA LAB BEAKER		1			1
UNIVERSITY LAB			1	100%	1
TAMPA		1			1
KANA MEDICAL			1	100%	1
NORTHSIDE HOSPITAL DULUTH			1	100%	1
UNITED LABORATORY SERVICE			1	100%	1
KANSAS DEPARTMENT OF HEALTH			1	100%	1
KENTUCKY CABINET FOR HEALTH AND FAMILY SERVICES			1	100%	1
KETTERING MEDICAL CENTER			1	100%	1
SYNERGENE LABORATORY			1	100%	1
MAGNOLIA ADULT, LLC			1	100%	1
UNITED HEALTHCARE			1	100%	1
UNC HOSPITAL/MCLENDON CLINICAL LABORATORIES			1	100%	1
LOYOLA UNIVERSITY MEDICAL CENTER LABORATORY			1	100%	1
LAB CORP PHOENIX			1	100%	1
UNITED CLINICAL LABORATORIES			1	100%	1
DHEC - S.C PUBLIC HEALTH LAB			1	100%	1
LUCID DIAGNOSTICS LABS			1	100%	1
EAST TENNESSEE STATE UNIVERSITY		1			1
DOCTOR'S IN-HOUSE LAB/COMMUNITY HEALTH CENTERS OF PINELLAS – JOHNNIE R			1	100%	1
THE HEART HOSPITAL BAYLOR PLANO			1	100%	1
LABCORP LAFAYETTE		1			1
LabCorp L#09258090 M#09258105			1	100%	1
LABCORP KANSAS CITY			1	100%	1
TRINITAS REGIONAL MEDICAL CENTER			1	100%	1
DOCTOR'S WALK-IN CLINIC / QUEST DIAGNOSTICS			1	100%	1
THE CHILDREN'S HOSPITAL OF PHILADELPHIA		1			1
DOCTORS CLINICAL LABORATORY, INC			1	100%	1
LABCORP-CRYSTAL RIVER			1	100%	1
TIMPANOGOS REGIONAL HOSPITAL			1	100%	1
LABCORP-PORT ST.LUCIE		1			1
TIEHH BIOTERRORISM RESPONSE LAB			1	100%	1
DSI LABORATORIES-NAPLES-7TH			1	100%	1
AMD			1	100%	1
LABCORP SOUTH CHARLESTON			1	100%	1
LAKEWOOD RANCH ER 24/7			1	100%	1
TENNESSEE DOH - KNOXVILLE			1	100%	1
ALLIANCE LABORATORY SERVICES			1	100%	1
LEESBURG FAMILY MEDICINE		1			1
LABCORP - ORLANDO		1			1
LIBERTY HEALTH CENTER			1	100%	1
AMERICAN FAMILY CARE			1	100%	1
DMH STEINHATCHEE FAMILY MEDICINE			1	100%	1
LABCORP - LADY LAKE			1	100%	1
LABCORP - PALM BEACH GARDENS			1	100%	1
DUKE HEALTH REGIONAL HOSPITAL			1	100%	1

COVID-19: testing by laboratory

Data through Aug 17, 2020 verified as of Aug 18, 2020 at 09:25 AM

Data in this report are provisional and subject to change.

The numbers in the table below represent the number of Florida and non-Florida residents for whom test results were received by the Department of Health. A person can be tested by more than one laboratory and can have both positive and negative results. **Therefore, the sum of the numbers in each column will be larger than the total number of people tested.**

Reporting lab	Inconclusive	Negative	Positive	Percent positive	Total
TRUMAN MEDICAL CENTER - HOSPITAL HILL			1	100%	1
TROY REGIONAL MEDICAL CENTER		1			1
LABCORP HOUSTON			1	100%	1
DOCS URGENT CARE			1	100%	1
TEXAS DEPARTMENT OF STATE HEALTH SERVICES			1	100%	1
TUFTS MEDICAL CENTER			1	100%	1
LATE HOURS URGENT CARE			1	100%	1
Walker BaptistMedCtr			1	100%	1
WARD MEMORIAL HOSPITAL		1			1
ADVANCED MEDICAL LABORATORIES (AML)			1	100%	1
WALGREENS #09353		1			1
WALGREENS #10775		1			1
GRAND VIEW HOSPITAL			1	100%	1
WELLINGTON WEST 100176			1	100%	1
GSM OCED Subsection			1	100%	1
WASHINGTON STATE DEPARTMENT OF HEALTH PUBLIC HEALTH LABORATORIES			1	100%	1
FLORIDA DEPARTMENT OF HEALTH IN MIAMI DADE COUNTY			1	100%	1
WALGREENS #04417		1			1
VISITING PHYSICIANS ASSOCIATION LABORATORY		1			1
HARTFORD HOSPITAL ANCILLARY LAB		1			1
HAWAII DEPARTMENT OF HEALTH LAB			1	100%	1
FLORIDA CLINICAL LABORATORY - BIOREFERENCE LABORATORIES			1	100%	1
HEALTH ALLIANCE			1	100%	1
ADVANCED URGENT CARE OF MARATHON			1	100%	1
HANCOCK REGIONAL HOSPITAL		1			1
HARDIN MEMORIAL HOSPITAL - HEARTLAND PATHOLOGY CONSULTANTS			1	100%	1
VITAE DIAGNOSTICS			1	100%	1
HARLEM HOSPITAL CENTER		1			1
WELLOW URGENT CARE		1			1
WILMINGTON VA MEDICAL CENTER			1	100%	1
GENETIC ASSAYS INC			1	100%	1
WILLIAM A HINTON STATE LABORATORY INSTITUTE			1	100%	1
GEORGE SAFRAN MD PC		1			1
GENETRAIT LABORATORIES			1	100%	1
FLORIDA HOSPITAL LAB			1	100%	1
GAMMA HEALTHCARE, INC		1			1
GATEWAY/ADVENT CENTRA CARE			1	100%	1
FLORIDA HOSPITAL ALTAMONTE			1	100%	1
FLORIDA HOSPITAL APOPKA			1	100%	1
GEORGETOWN URGENT CARE			1	100%	1
ACL LABORATORIES INDUSTRIAL TOXICOLOGY			1	100%	1
GIFFORD MEMORIAL HOSPITAL		1			1
ADVANCED LABORATORY SERVICES			1	100%	1
FLORIDA DEPARTMENT OF HEALTH PALM BEACH COUNTY			1	100%	1
WEST			1	100%	1
WEST VIRGINIA UNIVERSITY HOSPITALS			1	100%	1
ACCESS HEALTH CARE PHYSICIANS			1	100%	1

COVID-19: testing by laboratory

Data through Aug 17, 2020 verified as of Aug 18, 2020 at 09:25 AM

Data in this report are provisional and subject to change.

The numbers in the table below represent the number of Florida and non-Florida residents for whom test results were received by the Department of Health. A person can be tested by more than one laboratory and can have both positive and negative results. **Therefore, the sum of the numbers in each column will be larger than the total number of people tested.**

Reporting lab	Inconclusive	Negative	Positive	Percent positive	Total
ACCESSLAB		1			1
WEST KENDALL HOSPITAL			1	100%	1
WEST PACIFIC MEDICAL LABORATORY			1	100%	1
URGENT CARE WEST CLINIC			1	100%	1
ADVENTIST HINSDALE HOSPITAL LABORATORY			1	100%	1
INTERMOUNTAIN MEDICAL CENTER			1	100%	1
ELITE CARE			1	100%	1
ISLAND COAST PEDIATRICS		1			1
UTMB PATHOLOGY CLINICAL SERVICES LABORATORY			1	100%	1
INSPIRIT SENIOR LIVING			1	100%	1
ELMHURST MEMORIAL HOSPITAL			1	100%	1
US LABORATORIES			1	100%	1
INTERMOUNTAIN CENTRAL LAB			1	100%	1
UNKNOWN - MI			1	100%	1
JOHN D. ARCHBOLD MEMORIAL HOSPITAL			1	100%	1
AFFILIATED LABORATORIES INC			1	100%	1
UNIVERSITY OF FLORIDA			1	100%	1
UNIVERSITY OF BALTIMORE WASHINGTON MEDICAL CENTER			1	100%	1
JRS LABORATORY			1	100%	1
AFC PATRIOT URGENT CARE			1	100%	1
JEFFERSON COUNTY HEALTH DEPARTMENT-MONTICELLO		1			1
UNK			1	100%	1
UNIVERSITY OF MISSOURI HEALTH CARE			1	100%	1
EDGAR PRICE FAMILY & CHILDREN HEALTHCARE CENTER			1	100%	1
UW HOSPITAL AND CLINICS			1	100%	1
HOLY NAME MEDICAL CENTER		1			1
FALMOUTH BY THE SEA			1	100%	1
VELOCITY CARE			1	100%	1
EXPRESS GENE MOLECULAR DIAGNOSTICS LABORATORY			1	100%	1
HORIZON MEDICAL CENTER			1	100%	1
HEALTH NETWORK LABORATORIES		1			1
Viracor Eurofins			1	100%	1
HIGHLANDS CLINICAL LABORATORY			1	100%	1
FHCP-ORANGE CITY			1	100%	1
VIDANT MEDICAL CENTER			1	100%	1
HOUSTON HEALTH DEPARTMENT - BUREAU OF LABORATORY SERVICES			1	100%	1
VA HOSPITAL PATH & LAB			1	100%	1
EXCEL URGENT CARE OF NJ			1	100%	1
VA HOSPITAL			1	100%	1
VA GREATER LOS ANGELES HEALTH CARE SYSTEM			1	100%	1
ETHOS LABORATORIES		1			1
VALLEY HOSPITAL MEDICAL CENTER		1			1
ILLINOIS DEPT OF PUBLIC HEALTH LABS			1	100%	1
VA OUTPATIENT CLINIC			1	100%	1
VA OUT PATIENT CENTER			1	100%	1
INDIAN RIVER CLINICAL LABORATORY, INC.		1			1
SV MOBILE HEALTH			1	100%	1

COVID-19: testing by laboratory

Data through Aug 17, 2020 verified as of Aug 18, 2020 at 09:25 AM

Data in this report are provisional and subject to change.

The numbers in the table below represent the number of Florida and non-Florida residents for whom test results were received by the Department of Health. A person can be tested by more than one laboratory and can have both positive and negative results. **Therefore, the sum of the numbers in each column will be larger than the total number of people tested.**

Reporting lab	Inconclusive	Negative	Positive	Percent positive	Total
CENTRA CARE- WINTER GARDEN			1	100%	1
NEW YORK STATE ELR - ST BARNABAS HOSPITAL		1			1
CENTRA CARE – SOUTH ORANGE			1	100%	1
NORTH CAROLINA STATE LABORATORY OF PUBLIC HEALTH, SPECTRUM LAB NETWORK			1	100%	1
NORTH BROWARD MEDICAL CENTER			1	100%	1
CFCH - FROSTPROOF			1	100%	1
NEW YORK STATE ELR - MONTEFIORE MEDICAL CENTER LABORATORIES - WEILER			1	100%	1
NEW YORK STATE ELR - MERCY MEDICAL CENTER		1			1
CHATSWORTH ASSISTED LIVING COMMUNITY AT PGA NATIONAL			1	100%	1
CGH MEDICAL CENTER			1	100%	1
CHARLOTTE CHD PORT CHARLOTTE		1			1
BAYONET POINT HOSPITAL LAB			1	100%	1
NORTHERN LIGHT LABORATORY			1	100%	1
NORTHERN WESTCHESTER HOSPITAL LABORATORY		1			1
BEAUFORT MEMORIAL			1	100%	1
BAYSHORE LABORATORY			1	100%	1
BAYLOR ESOTERIC AND MOLECULAR LAB			1	100%	1
NORTH RIVER FAMILY HEALTH CENTER			1	100%	1
QUEST DIAGNOSTICS-WEST HILLS		1			1
NORTH SHORE HEMATOLOGY-ONCOLOGY ASSOCIATES, PC		1			1
CELEBRATION HOSPITAL			1	100%	1
BAYLOR COLLEGE OF MEDICINE			1	100%	1
REFERENCE LABORATORY			1	100%	1
CLEVELAND CLINIC OHIO LABORATORIES			1	100%	1
CLIFTON-FINE HOSPITAL LABORATORY		1			1
BAYCARE ALLIANT HOSPITAL			1	100%	1
SACRED HEART MEDICAL GROUP			1	100%	1
NDX-CORE LAB			1	100%	1
NAVAL BRANCH MEDICAL CLINIC			1	100%	1
MUNSON MEDICAL CENTER			1	100%	1
Mt Sinai Aventura			1	100%	1
COASTAL MEDICAL LAB			1	100%	1
SANFORD SOUTH UNIVERSITY		1			1
NATIONWIDE LABORATORY SERVICES		1			1
RIVERSIDE MEDICAL GROUP		1			1
RIVERSIDE METHODIST HOSPITAL LAB			1	100%	1
RENOWN REGIONAL MEDICAL CENTER			1	100%	1
REGIONAL MEDICAL LABORATORY			1	100%	1
REMISE OCCUPATIONAL HEALTH SOLUTIONS INC			1	100%	1
CITRUS PARK			1	100%	1
BAYCARE OUTREACH LAB			1	100%	1
BAYCARE MEDICAL GROUP			1	100%	1
NEW YORK CITY DEPARTMENT OF HEALTH			1	100%	1
RIVIERA BEACH HEALTH CENTER LAB			1	100%	1
ROBERT WOOD JOHNSON HOSPITAL			1	100%	1
CELAL GUROL ERBAY, MD			1	100%	1
BROOKSVILLE REGIONAL HOSPITAL			1	100%	1

COVID-19: testing by laboratory

Data through Aug 17, 2020 verified as of Aug 18, 2020 at 09:25 AM

Data in this report are provisional and subject to change.

The numbers in the table below represent the number of Florida and non-Florida residents for whom test results were received by the Department of Health. A person can be tested by more than one laboratory and can have both positive and negative results. **Therefore, the sum of the numbers in each column will be larger than the total number of people tested.**

Reporting lab	Inconclusive	Negative	Positive	Percent positive	Total
PORT ST LUCIE REHABILITATION AND HEALTHCARE			1	100%	1
BRISTOL REGINAL MEDICAL CENTER			1	100%	1
PARROTT MEDICAL CLINIC			1	100%	1
PARKWAY REGIONAL MEDICAL CENTER LAB			1	100%	1
PALM SPRINGS GENERAL HOSPITAL			1	100%	1
ORMC-ARDEN/EOI			1	100%	1
BIOMERIEUX			1	100%	1
OSWEGO HOSPITAL LABORATORY		1			1
CAH ACQUISITION COMPANY 11 LLC			1	100%	1
CALIFORNIA PUBLIC HEALTH LABORATORY			1	100%	1
PEDIATRIC HEALTHCARE ALLIANCE			1	100%	1
BLOOD SYSTEMS LABORATORIES			1	100%	1
PERDIDO URGENT CARE			1	100%	1
BLOUNT MEMORIAL HOSPITAL		1			1
PHELPS HOSPITAL LABORATORY		1			1
PEDIATRIC ASSOCIATES - JACKSONVILLE			1	100%	1
BMC/JACSONVILLE		1			1
PATHLINE			1	100%	1
BLUEWATER TOXICOLOGY			1	100%	1
PEACHEALTH LABORATORIES		1			1
PIEDMONT HOSPITAL LAB			1	100%	1
ORANGE COUNTY HEALTH DEPT			1	100%	1
NORTHWESTERN MEMORIAL HOSPITAL			1	100%	1
BERKSHIRE MEDICAL CENTER			1	100%	1
NORTON HEALTHCARE			1	100%	1
QUEST - HOUSTON LAB			1	100%	1
NOT GIVEN			1	100%	1
BELLIN HEALTH LAB			1	100%	1
BEAUMONT HOSPITAL, GROSSE POINTE			1	100%	1
QUEST DIAGNOSTICS INC		1			1
NORTHWELL HEALTH			1	100%	1
NORTHWEST FLORIDA CLINICAL LAB			1	100%	1
BEAUMONT REFERENCE LABORATORY			1	100%	1
PROGENESIS INC			1	100%	1
PRORENATA LABS			1	100%	1
CAROMONT HEALTH			1	100%	1
CAROLINAS HEALTHCARE SYSTEM LAB			1	100%	1
PRISMA HEALTH TUOMEY LABORATORY			1	100%	1
ONEIDA HEALTHCARE CENTER		1			1
CATHOLIC HEALTH SYSTEM DEPT LABORATORY		1			1
CBC LAB			1	100%	1
OHIO DEPARTMENT OF HEALTH			1	100%	1
BIODORON LABORATORIES			1	100%	1
OMNICARE PHARMACY OF TEXAS 1, LP		1			1
MPG JACKSONVILLE ATLANTIC BLVD		1			1
MEDICAL CLINIC OF HOUSTON			1	100%	1
CVS/PHARMACY #12000		1			1

COVID-19: testing by laboratory

Data through Aug 17, 2020 verified as of Aug 18, 2020 at 09:25 AM

Data in this report are provisional and subject to change.

The numbers in the table below represent the number of Florida and non-Florida residents for whom test results were received by the Department of Health. A person can be tested by more than one laboratory and can have both positive and negative results. **Therefore, the sum of the numbers in each column will be larger than the total number of people tested.**

Reporting lab	Inconclusive	Negative	Positive	Percent positive	Total
ARKANSAS DEPARTMENT OF HEALTH			1	100%	1
CVS/PHARMACY #10373		1			1
ARNOLD PALMER HOSPITAL LABORATORY			1	100%	1
MEDICAL CENTER ENTERPRISE			1	100%	1
DALLAS MEDICAL CENTER			1	100%	1
ST. LUCIE COUNTY HEALTH DEPARTMENT		1			1
MEDCOMP SCIENCES, LLC			1	100%	1
MEDICAL CENTER AT OCEAN REEF			1	100%	1
MEDICAL ARTS LABORATORY			1	100%	1
ST JOSEPHS CHILDRENS HOSPITAL OUTREACH			1	100%	1
ATHENS LIMESTONE HOSPITAL		1			1
MERCY – NORTH IOWA			1	100%	1
ST FRANCIS			1	100%	1
MERCY HEALTH LAB			1	100%	1
CQUENTIA NGS, LLC			1	100%	1
MEDSTAR HARBOR HOSPITAL			1	100%	1
MEDONE URGENT CARE			1	100%	1
ASCENSION ST. MICHAEL'S HOSPITAL LAB			1	100%	1
MEMORIAL HERMANN CONSOLIDATED LABORATORY SERVICES			1	100%	1
MEMORIAL HEALTH UNIVERSITY MEDICAL CENTER			1	100%	1
ST. LUKE'S HOSPITAL - BETHLEHEM CAMPUS		1			1
SUNCOAST URGENT CARE			1	100%	1
MARION COUNTY HEALTH DEPARTMENT			1	100%	1
DEPARTMENT OF PATHOLOGY ROME MEMORIAL		1			1
MARYLAND DEPARTMENT OF HEALTH AND MENTAL HYGIENE			1	100%	1
DEPARTMENT OF HEALTH AND HUMAN SERVICES DIVISION OF BEHAVIORAL HEALTH		1			1
MARINA DEL REY HOSPITAL LAB			1	100%	1
SUNY AT STONY BROOK			1	100%	1
SUNY UPSTATE MEDICAL UNIVERSITY			1	100%	1
DERMDX, DIV OF AURORA DIAGNOSTICS/BERNHARDT LAB		1			1
SUNRISE DIAGNOSTIC LABORATORY			1	100%	1
MARCO ISLAND HOSPITAL INC D/B/A			1	100%	1
ST.ELIZABETH HEALTH CENTER	1				1
MD 365 MEDICAL CARE PLLC		1			1
ST. VINCENT HOSPITAL			1	100%	1
ST. MARY MEDICAL CENTER		1			1
MD NOW URGENT CARE CENTER INC.			1	100%	1
STANLY REGIONAL MEDICAL CENTER			1	100%	1
APS-SUMMIT CARE PHARMACY, LLC DBA OMNICARE		1			1
APPALACHIAN REGIONAL HEALTHCARE SYSTEM		1			1
DELAWARE DIAGNOSTICS LABS			1	100%	1
MCH PHYSICIANS GROUP			1	100%	1
State Lab Unspecifd			1	100%	1
MERCY HEALTH—MUSKEGON		1			1
MISSOURI DEPARTMENT OF HEALTH AND SENIOR SERVICES - STATE PH LAB		1			1
BARDMOOR LABORATORY			1	100%	1
MOLECULAR PATHOLOGY LABORATORY			1	100%	1

COVID-19: testing by laboratory

Data through Aug 17, 2020 verified as of Aug 18, 2020 at 09:25 AM

Data in this report are provisional and subject to change.

The numbers in the table below represent the number of Florida and non-Florida residents for whom test results were received by the Department of Health. A person can be tested by more than one laboratory and can have both positive and negative results. **Therefore, the sum of the numbers in each column will be larger than the total number of people tested.**

Reporting lab	Inconclusive	Negative	Positive	Percent positive	Total
BASCOM PALMER-MICRO LAB			1	100%	1
MONROE COUNTY HEALTH DEPARTMENT			1	100%	1
MINUTECLINIC DIAGNOSTICS MEDICAL GROUP		1			1
SMITH KLINE			1	100%	1
SMITH NORTHVIEW HOSPITAL LAB			1	100%	1
MINUTECLINIC DIAGNOSTIC OF TEXAS		1			1
SKY RIDGE MEDICAL CENTER - MICRO			1	100%	1
BAPTIST PRIMARY CARE			1	100%	1
SCRIPPS CLINIC MEDICAL			1	100%	1
SEA LEVEL LABS			1	100%	1
SCIENCE CARE			1	100%	1
COCOA BEACH/ADVENT CENTRA		1			1
MOUNT DORA PEDIATRICS		1			1
COLORADO DEPARTMENT OF HEALTH LABORATORY SERVICES DIVISION			1	100%	1
MONTANA DEPARTMENT OF PUBLIC HEALTH & HUMAN SERVICES			1	100%	1
SHANDS AT LAKE SHORE LAB			1	100%	1
SENTARA NORFOLK GENERAL HOSPITAL CENTRAL LAB			1	100%	1
COMMONWEALTH OF MASSACHUSETTS			1	100%	1
MONTEFIORE NYACK HOSPITAL AFFILIATED LABORATORY		1			1
SOFT CELL LABORATORIES			1	100%	1
SPECTOR SCIENTIFIC LAB			1	100%	1
CONEY ISLAND HOSPITAL		1			1
COMPUNET CLINICAL LAB			1	100%	1
SOUTHWEST REGIONAL PCR LABORATORY			1	100%	1
MINI ER ADULT AND PEDIATRIC URGENT CARE			1	100%	1
SPRING HILL REGIONAL HOSPITAL			1	100%	1
MHS LAB		1			1
AZALEA HEALTH			1	100%	1
MI2297090CV HOLLAND-23D2189684		1			1
MID FLORIDA CLINICAL LABORATORY			1	100%	1
MIAMI BEACH URGENT CARE			1	100%	1
SOUTH LAKE FAMILY HEALTH CENTER			1	100%	1
BAPTIST HEALTH URGENT CARE AT KENDALL LAKES			1	100%	1
BAPTIST HEALTH URGENT CARE AT UNIVERSITY CENTRE			1	100%	1
SONIC REFERENCE LABORATORY			1	100%	1
MINUTECLINIC DIAGNOSTIC OF RHODE ISLAND, LLC #212		1			1
BAPTIST HEALTH MEDICAL CENTER			1	100%	1
SOUTHEAST GEORGIA HEALTH SYSTEM			1	100%	1
SOUTHWEST FLORIDA DIVISION LAB			1	100%	1
MINUTE CLINIC DIAGNOSTIC OF VIRGINIA		1			1
BAPTIST HEALTH EXPRESS CARE AT KEY BISCAYNE			1	100%	1
BAPTIST ER TOWN CTR			1	100%	1
Total	31,274	4,984,524	741,276	13%	5,757,074