

COVID-19: summary of persons monitored, persons tested, and cases

Data through Aug 16, 2020 verified as of Aug 17, 2020 at 09:25 AM

Data in this report are provisional and subject to change.

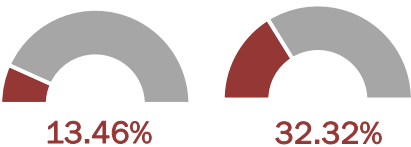
Monitored persons: people the Florida Department of Health was notified of for possible monitoring because they are a contact of a case, traveled from China, or were identified by the Centers for Disease Control and Prevention (CDC) as a part of a airline/ship contact investigation

Total reports	176,214
Total persons of high, medium, or unknown risk	172,545
High/medium/unknown risk still being monitored	12,434

Persons tested: includes PCR and antigen test results received by the Department of Health from the state public health laboratory (BPHL), as well as commercial and hospital laboratories

	Florida residents	Non-Florida residents
Total tested	4,240,770	18,803
Positive	570,024	6,070
Negative	3,664,071	12,711
Inconclusive	6,675	22
Awaiting testing	3,764	35

Percent positivity
(based on positive and negative results)



Cases: people with positive PCR or antigen test result

Total cases	576,094
Florida residents	570,024
Non-Florida residents	6,070

Type of testing	
Florida residents	570,024
Positive by BPHL/CDC	20,160
Positive by commercial/hospital lab	549,864
PCR positive	564,528
Antigen positive	5,496
Non-Florida residents	6,070
Positive by BPHL/CDC	213
Positive by commercial/hospital lab	5,857
PCR positive	5,839
Antigen positive	231

Characteristics	
Florida residents hospitalized	34,194
Florida resident deaths	9,539
Non-Florida resident deaths	135

Hospitalized counts include anyone who was hospitalized at some point during their illness. It does not reflect the number of people currently hospitalized.

More information on deaths identified through death certificate data is available on the National Center for Health Statistics website at www.cdc.gov/nchs/nvss/vsrr/COVID19/index.htm.

Risk factors for Florida residents	
Traveled	4,283
Contact with a known case	177,769
Traveled and contact with a known case	4,452
Neither	383,520
No travel and no contact	64,467
Travel is unknown	245,861
Contact is unknown	124,830
Contact is pending	179,587

Travel can be unknown and contact can be unknown or pending for the same case, these numbers will sum to more than the "neither" total.

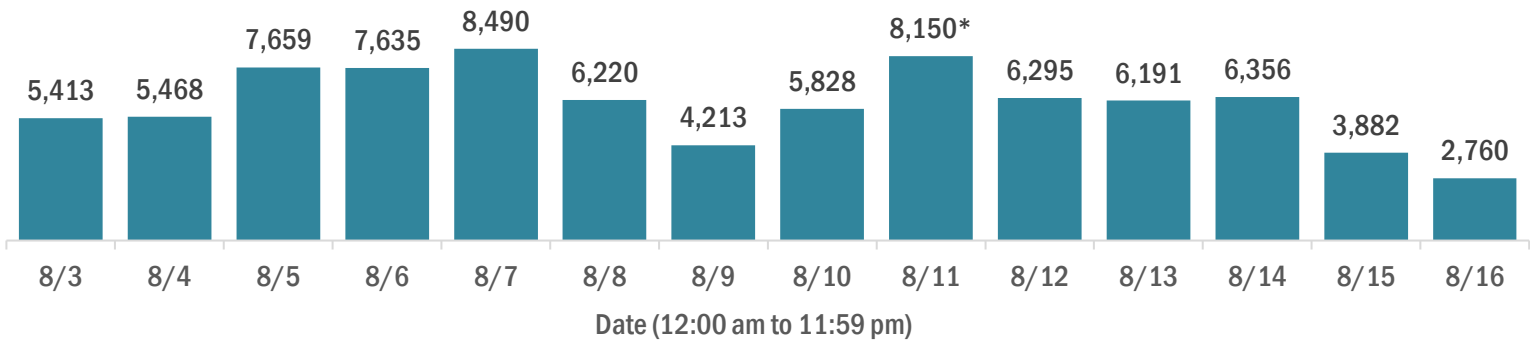
COVID-19: cases and laboratory testing over time

Data through Aug 16, 2020 verified as of Aug 17, 2020 at 09:25 AM

Data in this report are provisional and subject to change.

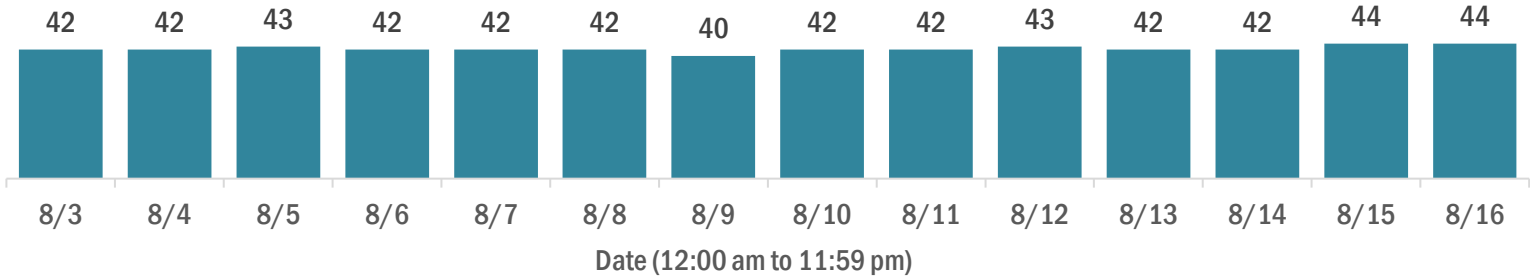
Cases in Florida residents per day for the past 2 weeks

Number of cases per day



* Includes a one-time historical data submission from a laboratory newly enrolled in the Department's electronic laboratory reporting (ELR) process. The number of new cases on 8/11 excluding the historical data submission was 5,218.

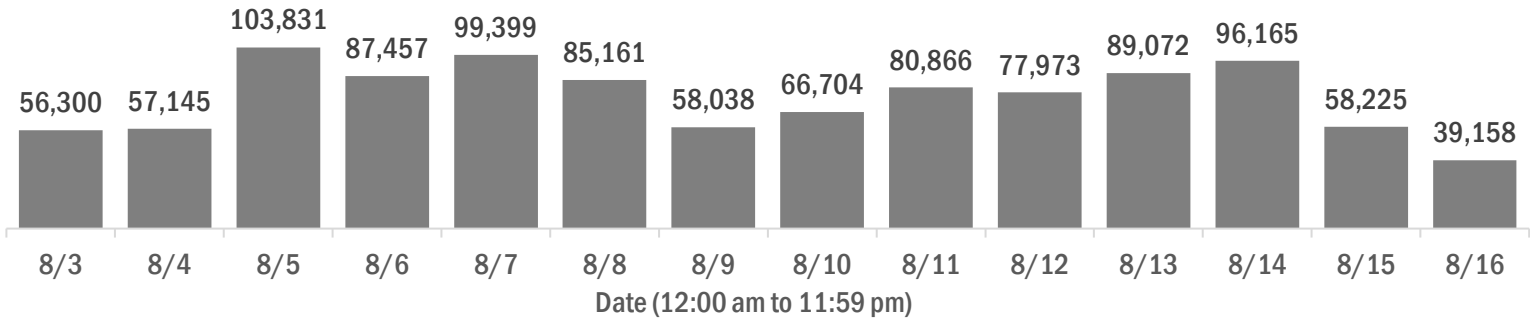
Median age of cases by day



Laboratory testing for Florida residents over the past 2 weeks

Number of Florida residents tested per day

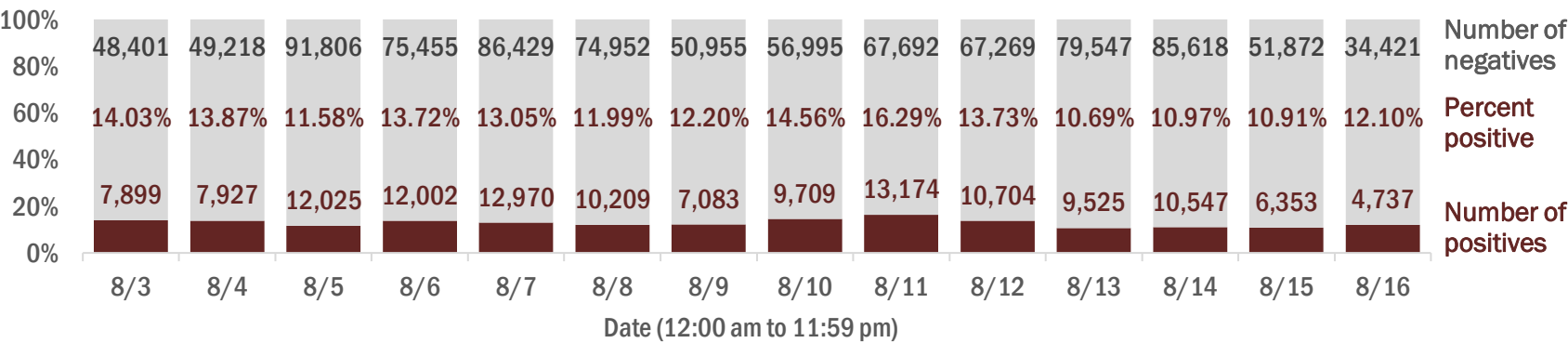
These counts include the number of people for whom the Department received PCR or antigen laboratory results by day. People tested on multiple days will be included for each day a new result was received. A person is only counted once for each day they are tested, regardless of whether multiple specimens are tested or multiple results are received.



Number and percent of Florida residents with positive test results

The percent of positive results ranged from 10.69% to 16.29% over the past 2 weeks and was 12.10% yesterday.

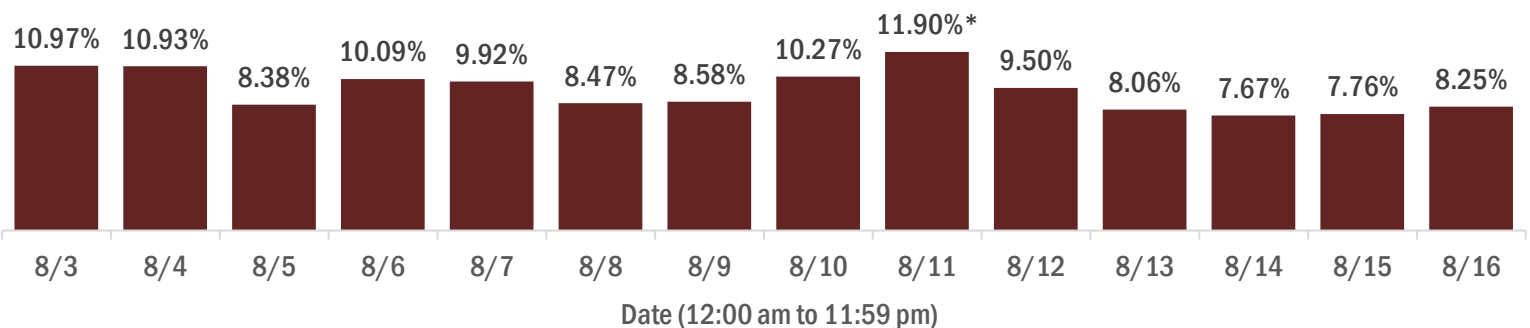
These counts include the number of people for whom the Department received PCR or antigen laboratory results by day. People tested on multiple days will be included for each day a new result was received. A person is only counted once for each day they are tested, regardless of whether multiple specimens are tested or multiple results are received. If a person has a positive specimen and a negative specimen in the same day, only the positive result is counted.



Percent positivity for new cases in Florida residents

The percent of positive results ranged from 7.67% to 11.90% over the past 2 weeks and was 8.25% yesterday.

This percent is the number of people who test PCR- or antigen-positive for the first time divided by all the people tested that day, excluding people who have previously tested positive.



* Includes a one-time historical data submission from a laboratory newly enrolled in the Department's electronic laboratory reporting (ELR) process. The percent positivity on 8/11 excluding the historical data submission was 9.35%.

COVID-19: characteristics of 570,024 Florida resident cases

Data through Aug 16, 2020 verified as of Aug 17, 2020 at 09:25 AM

Data in this report are provisional and subject to change.

Age group	Cases		Hospitalizations		Deaths	
0-4 years	9,643	2%	220	1%	0	0%
5-14 years	23,033	4%	196	1%	3	0%
15-24 years	85,327	15%	874	3%	22	0%
25-34 years	108,623	19%	2,017	6%	64	1%
35-44 years	93,975	16%	3,022	9%	192	2%
45-54 years	91,477	16%	4,436	13%	405	4%
55-64 years	74,252	13%	6,092	18%	1,012	11%
65-74 years	42,932	8%	6,617	19%	1,973	21%
75-84 years	24,598	4%	6,177	18%	2,775	29%
85+ years	14,404	3%	4,539	13%	3,093	32%
Unknown	1,760	0%	4	0%	0	0%
Total	570,024		34,194		9,539	

Gender	Cases	
Female	290,458	51%
Male	275,266	48%
Unknown	4,300	1%
Total	570,024	

Ethnicity	Cases		Hospitalizations		Deaths	
Hispanic	156,923	28%	10,527	31%	2,354	25%
Non-Hispanic	204,823	36%	21,350	62%	6,200	65%
Unknown	208,278	37%	2,317	7%	985	10%
Total	570,024		34,194		9,539	

Race and ethnicity	Cases		Hospitalizations		Deaths	
White	231,287	41%	20,418	60%	6,343	66%
Hispanic	102,966	18%	7,470	22%	1,817	19%
Non-Hispanic	108,316	19%	12,122	35%	4,108	43%
Unknown	20,005	4%	826	2%	418	4%
Black	87,134	15%	8,340	24%	1,894	20%
Hispanic	4,029	1%	357	1%	58	1%
Non-Hispanic	73,396	13%	7,704	23%	1,747	18%
Unknown	9,709	2%	279	1%	89	1%
Other race	69,034	12%	4,069	12%	803	8%
Hispanic	34,726	6%	2,402	7%	397	4%
Non-Hispanic	19,643	3%	1,413	4%	310	3%
Unknown	14,665	3%	254	1%	96	1%
Unknown race	182,569	32%	1,367	4%	499	5%
Hispanic	15,202	3%	298	1%	82	1%
Non-Hispanic	3,468	1%	111	0%	35	0%
Unknown	163,899	29%	958	3%	382	4%
Total	570,024		34,194		9,539	

Hospitalization counts include anyone who was hospitalized at some point during their illness. It does not reflect the number of people currently hospitalized. **Other race** includes any person with a race of American Indian/Alaskan native, Asian, native Hawaiian/Pacific Islander, or other.

COVID-19: deaths in Florida residents and staff of long-term care facilities

Data through Aug 16, 2020 verified as of Aug 17, 2020 at 09:25 AM

Data in this report are provisional and subject to change.

For current cases in residents or staff of long-term care facilities, please visit: <https://floridahealthcovid19.gov/>

County	Deaths		
Dade	655	<div></div>	16%
Palm Beach	407	<div></div>	10%
Pinellas	385	<div></div>	10%
Broward	305	<div></div>	8%
Hillsborough	238	<div></div>	6%
Lee	203	<div></div>	5%
Polk	191	<div></div>	5%
Manatee	116	<div></div>	3%
Brevard	109	<div></div>	3%
Sarasota	105	<div></div>	3%
Seminole	100	<div></div>	2%
Duval	95	<div></div>	2%
St. Lucie	94	<div></div>	2%
Volusia	93	<div></div>	2%
Escambia	80	<div></div>	2%
Pasco	75	<div></div>	2%
Orange	73	<div></div>	2%
Collier	70	<div></div>	2%
Martin	62	<div></div>	2%
Charlotte	56	<div></div>	1%
Jackson	46	<div></div>	1%
Clay	40	<div></div>	1%

County	Deaths		
Marion	40	<div></div>	1%
Osceola	35	<div></div>	1%
Indian River	33	<div></div>	1%
Suwannee	31	<div></div>	1%
Lake	30	<div></div>	1%
Hernando	27	<div></div>	1%
Okaloosa	24	<div></div>	1%
St. Johns	20	<div></div>	0%
Hendry	19	<div></div>	0%
Alachua	12	<div></div>	0%
Citrus	12	<div></div>	0%
Walton	12	<div></div>	0%
Washington	12	<div></div>	0%
Bay	11	<div></div>	0%
Putnam	11	<div></div>	0%
Sumter	11	<div></div>	0%
Leon	10	<div></div>	0%
Santa Rosa	9	<div></div>	0%
Columbia	8	<div></div>	0%
Gadsden	8	<div></div>	0%
Highlands	7	<div></div>	0%
Calhoun	6	<div></div>	0%

County	Deaths		
Madison	6	<div></div>	0%
Gilchrist	4	<div></div>	0%
Jefferson	4	<div></div>	0%
Okeechobee	4	<div></div>	0%
Baker	3	<div></div>	0%
Nassau	3	<div></div>	0%
Bradford	2	<div></div>	0%
Hardee	2	<div></div>	0%
Holmes	2	<div></div>	0%
Levy	2	<div></div>	0%
Desoto	1	<div></div>	0%
Flagler	1	<div></div>	0%
Monroe	1	<div></div>	0%
Taylor	1	<div></div>	0%
Total	4,022		

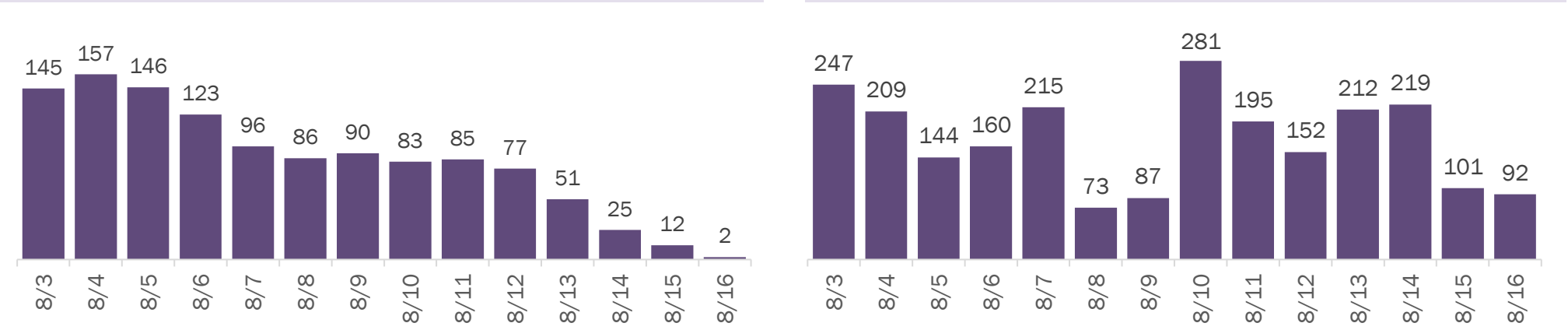
Note: cases are summarized by the county of usual residence. Residents and staff may be cases associated with facilities that are not in their county of usual residence, resulting in cases being included below for counties that do not have facilities with known cases.

COVID-19: cases in Florida residents who have died

Data through Aug 16, 2020 verified as of Aug 17, 2020 at 09:25 AM

Data in this report are provisional and subject to change.

Demographics for all identified COVID-19 deaths: 9,539				
Deaths by date of death		Deaths by date reported to the Department		



Median age: 79 years				
Age group	Deaths	Cases	Case fatality rate	Mortality rate per 100,000 population
0-4 years	0	9,643	0.0%	0.0
5-14 years	3	23,033	0.0%	0.1
15-24 years	22	85,327	0.0%	0.9
25-34 years	64	108,623	0.1%	2.3
35-44 years	192	93,975	0.2%	7.4
45-54 years	405	91,477	0.4%	14.5
55-64 years	1,012	74,252	1.4%	35.0
65-74 years	1,973	42,932	4.6%	81.3
75-84 years	2,775	24,598	11.3%	197.6
85+ years	3,093	14,404	21.5%	535.6
Unknown	0	1,760	0.0%	
Total	9,539	570,024	1.7%	44.2

Race	Deaths	Cases	Case fatality rate	Mortality rate per 100,000 population
White	6,343	231,287	2.7%	38.0
Black	1,894	87,134	2.2%	51.8
Other	803	69,034	1.2%	64.5
Unknown	499	182,569	0.3%	
Total	9,539	570,024	1.7%	44.2

Gender	Deaths	Cases	Case fatality rate	Mortality rate per 100,000 population
Male	5,263	275,266	1.9%	49.8
Female	4,263	290,458	1.5%	38.6
Unknown	13	4,300	0.3%	
Total	9,539	570,024	1.7%	44.2

Ethnicity	Deaths	Cases	Case fatality rate	Mortality rate per 100,000 population
Non-Hispanic	6,200	204,823	3.0%	38.9
Hispanic	2,354	156,923	1.5%	41.5
Unknown	985	208,278	0.5%	
Total	9,539	570,024	1.7%	44.2

Age group distribution for deaths reported since previous report, previous 2 weeks, and cumulatively					
89 deaths reported since previous report		2,387 deaths reported from Aug 3 - Aug 16		9,539 deaths reported cumulatively	
0-4 years	0	0-4 years	0	0-4 years	0
5-14 years	0	5-14 years	0	5-14 years	3
15-24 years	0	15-24 years	5	15-24 years	22
25-34 years	0	25-34 years	12	25-34 years	64
35-44 years	1	35-44 years	37	35-44 years	192
45-54 years	4	45-54 years	94	45-54 years	405
55-64 years	10	55-64 years	287	55-64 years	1,012
65-74 years	20	65-74 years	514	65-74 years	1,973
75-84 years	33	75-84 years	728	75-84 years	2,775
85+ years	21	85+ years	710	85+ years	3,093
Unknown	0	Unknown	0	Unknown	0

COVID-19: cases in Florida residents who have died

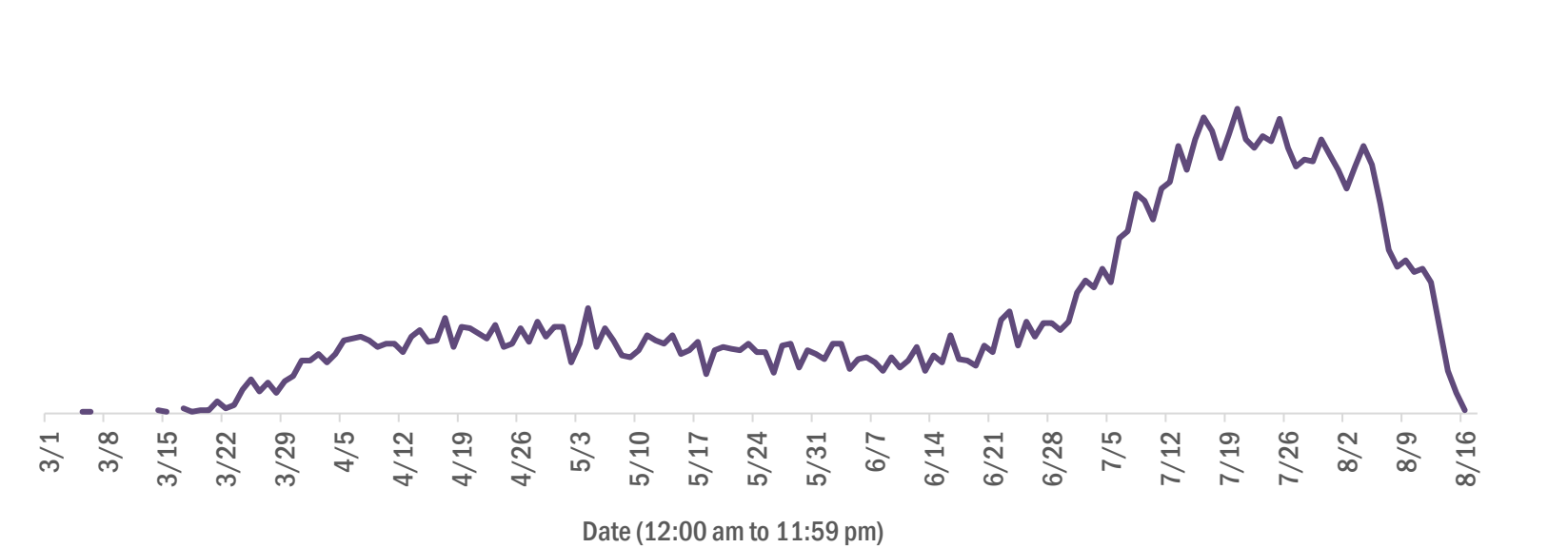
Data through Aug 16, 2020 verified as of Aug 17, 2020 at 09:25 AM

Data in this report are provisional and subject to change.

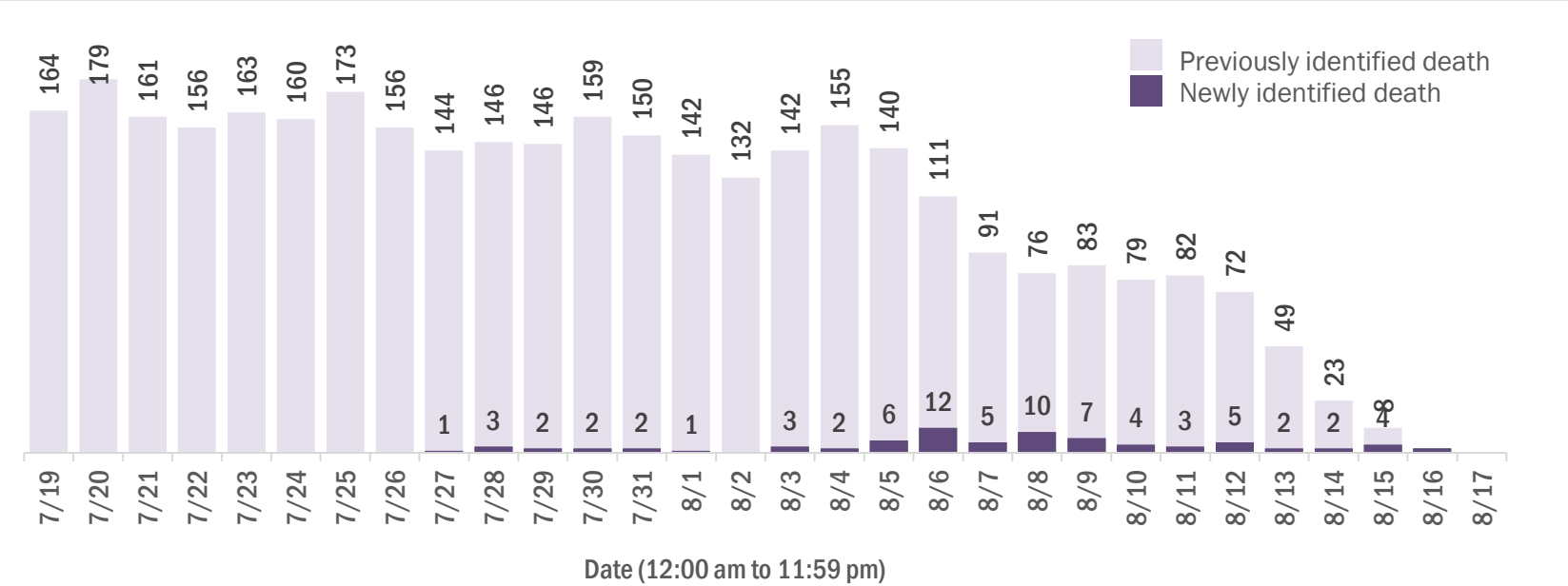
Deaths in Florida residents by date of death

9,539 deaths reported cumulatively, 89 deaths reported since previous report

March to present



Past 30 days



COVID-19: characteristics of 576,094 cases

Data through Aug 16, 2020 verified as of Aug 17, 2020 at 09:25 AM

Data in this report are provisional and subject to change.

Tables below include cases in Florida residents and non-Florida residents.

All 67 Florida counties have cases:

County	FL resident cases		Non-FL resident cases	Total cases	FL resident deaths	FL death rate
Dade	145,069	<div></div> 25%	957	146,026	2,081	1.4%
Broward	66,299	<div></div> 12%	527	66,826	1,013	1.5%
Palm Beach	38,923	<div></div> 7%	351	39,274	992	2.5%
Hillsborough	34,227	<div></div> 6%	141	34,368	487	1.4%
Orange	33,071	<div></div> 6%	415	33,486	351	1.1%
Duval	24,473	<div></div> 4%	258	24,731	222	0.9%
Pinellas	18,637	<div></div> 3%	137	18,774	558	3.0%
Lee	17,153	<div></div> 3%	298	17,451	375	2.2%
Polk	15,452	<div></div> 3%	54	15,506	360	2.3%
Collier	10,774	<div></div> 2%	144	10,918	154	1.4%
Osceola	10,290	<div></div> 2%	83	10,373	119	1.2%
Escambia	9,383	<div></div> 2%	934	10,317	152	1.6%
Manatee	9,736	<div></div> 2%	107	9,843	245	2.5%
Volusia	8,423	<div></div> 1%	59	8,482	169	2.0%
Seminole	7,465	<div></div> 1%	27	7,492	145	1.9%
Pasco	7,447	<div></div> 1%	43	7,490	152	2.0%
Marion	7,305	<div></div> 1%	14	7,319	115	1.6%
Sarasota	6,674	<div></div> 1%	54	6,728	173	2.6%
Brevard	6,517	<div></div> 1%	21	6,538	178	2.7%
St. Lucie	6,260	<div></div> 1%	23	6,283	197	3.1%
Lake	5,616	<div></div> 1%	34	5,650	86	1.5%
Leon	5,327	<div></div> 1%	116	5,443	27	0.5%
Bay	4,759	<div></div> 1%	77	4,836	64	1.3%
Alachua	4,612	<div></div> 1%	58	4,670	29	0.6%
Santa Rosa	4,193	<div></div> 1%	44	4,237	47	1.1%
St. Johns	3,928	<div></div> 1%	50	3,978	47	1.2%
Martin	3,912	<div></div> 1%	25	3,937	104	2.7%
Okaloosa	3,714	<div></div> 1%	28	3,742	50	1.3%
Clay	3,472	<div></div> 1%	12	3,484	65	1.9%
Columbia	3,034	<div></div> 1%	11	3,045	26	0.9%
Indian River	2,646	<div></div> 0%	15	2,661	67	2.5%
Charlotte	2,382	<div></div> 0%	6	2,388	101	4.2%
Suwannee	2,242	<div></div> 0%	17	2,259	47	2.1%
Hernando	2,241	<div></div> 0%	14	2,255	60	2.7%
Gadsden	2,038	<div></div> 0%	8	2,046	28	1.4%

County	FL resident cases		Non-FL resident cases	Total cases	FL resident deaths	FL death rate
Jackson	2,021	0%	15	2,036	53	2.6%
Hendry	1,882	0%	2	1,884	39	2.1%
Citrus	1,794	0%	5	1,799	40	2.2%
Monroe	1,614	0%	29	1,643	13	0.8%
Highlands	1,626	0%	6	1,632	41	2.5%
Putnam	1,610	0%	1	1,611	33	2.0%
Sumter	1,550	0%	8	1,558	44	2.8%
Walton	1,367	0%	124	1,491	18	1.3%
Desoto	1,419	0%	3	1,422	20	1.4%
Nassau	1,262	0%	83	1,345	13	1.0%
Flagler	1,152	0%	11	1,163	14	1.2%
Okeechobee	1,144	0%	4	1,148	12	1.0%
Taylor	1,099	0%	3	1,102	5	0.5%
Baker	1,078	0%	0	1,078	4	0.4%
Hardee	1,005	0%	7	1,012	8	0.8%
Lafayette	1,009	0%	0	1,009	2	0.2%
Washington	923	0%	10	933	14	1.5%
Levy	781	0%	4	785	6	0.8%
Wakulla	775	0%	6	781	5	0.6%
Unknown	236	0%	540	776	0	0.0%
Madison	753	0%	13	766	11	1.5%
Gulf	746	0%	10	756	4	0.5%
Hamilton	630	0%	5	635	4	0.6%
Dixie	595	0%	0	595	4	0.7%
Bradford	573	0%	0	573	4	0.7%
Holmes	524	0%	10	534	4	0.8%
Calhoun	503	0%	0	503	8	1.6%
Union	489	0%	0	489	5	1.0%
Franklin	469	0%	3	472	3	0.6%
Jefferson	463	0%	6	469	5	1.1%
Glades	422	0%	0	422	3	0.7%
Liberty	411	0%	0	411	7	1.7%
Gilchrist	405	0%	0	405	7	1.7%
Total	570,024		6,070	576,094	9,539	1.7%

COVID-19: characteristics of 570,024 Florida resident cases

Data through Aug 16, 2020 verified as of Aug 17, 2020 at 09:25 AM

Data in this report are provisional and subject to change.

The table below includes the cities and counties of residence for cases in Florida residents based on the patient's ZIP Code.

Note that city is not always received as part of the initial notification and may be missing while the case is being investigated.

City and county	Cases
Miami, Dade	86,713
Orlando, Orange	25,207
Jacksonville, Duval	22,843
Hialeah, Dade	20,873
Tampa, Hillsborough	20,662
Fort Lauderdale, Broward	14,750
Hollywood, Broward	12,766
Homestead, Dade	9,840
West Palm Beach, Palm Beach	9,742
Kissimmee, Osceola	8,297
Naples, Collier	7,864
Pompano Beach, Broward	7,777
Saint Petersburg, Pinellas	7,685
Pensacola, Escambia	7,526
Fort Myers, Lee	7,063
Bradenton, Manatee	6,684
Ocala, Marion	5,809
Lake Worth, Palm Beach	5,412
Boca Raton, Palm Beach	5,364
Tallahassee, Leon	5,195
Sarasota, Sarasota	4,870
Lakeland, Polk	4,858
Miramar, Broward	4,246
Cape Coral, Lee	3,996
Gainesville, Alachua	3,722
Clearwater, Pinellas	3,683
Port Saint Lucie, St. Lucie	3,670
Miami Gardens, Dade	3,670
Boynton Beach, Palm Beach	3,505
Miami Beach, Dade	3,484
Lehigh Acres, Lee	3,480
Panama City, Bay	3,080
Winter Haven, Polk	3,035
Coral Springs, Broward	2,928
Lake City, Columbia	2,888
Delray Beach, Palm Beach	2,658
Sunrise, Broward	2,399
Davie, Broward	2,390
Milton, Santa Rosa	2,326
Opa Locka, Dade	2,313
Fort Pierce, St. Lucie	2,297
Brandon, Hillsborough	2,245
Doral, Dade	2,207
Immokalee, Collier	2,188
Riverview, Hillsborough	2,170
Plant City, Hillsborough	2,160
Missing, Broward	2,111
Saint Augustine, St. Johns	2,102
Apopka, Orange	2,101
Largo, Pinellas	1,945
Live Oak, Suwannee	1,933
North Miami Beach, Dade	1,931
Melbourne, Brevard	1,914
Stuart, Martin	1,883
Daytona Beach, Volusia	1,870
Vero Beach, Indian River	1,868
Tamarac, Broward	1,839
Deerfield Beach, Broward	1,837
Plantation, Broward	1,832

COVID-19: characteristics of 570,024 Florida resident cases

Data through Aug 16, 2020 verified as of Aug 17, 2020 at 09:25 AM

Data in this report are provisional and subject to change.

The table below includes the cities and counties of residence for cases in Florida residents based on the patient's ZIP Code.

Note that city is not always received as part of the initial notification and may be missing while the case is being investigated.

City and county	Cases
Sanford, Seminole	1,829
Jupiter, Palm Beach	1,765
Saint Cloud, Osceola	1,699
New Port Richey, Pasco	1,678
Orange Park, Clay	1,638
Miami Lakes, Dade	1,617
Deltona, Volusia	1,586
Margate, Broward	1,505
Lake Worth Beach, Palm Beach	1,467
Weston, Broward	1,461
Clermont, Lake	1,447
Palmetto, Manatee	1,437
Coral Gables, Dade	1,379
Palm Bay, Brevard	1,370
Fort Walton Beach, Okaloosa	1,336
Deland, Volusia	1,334
North Lauderdale, Broward	1,323
Coconut Creek, Broward	1,302
Winter Garden, Orange	1,271
Hallandale, Broward	1,263
Palm Beach Gardens, Palm Beach	1,255
Arcadia, Desoto	1,248
Haines City, Polk	1,248
Altamonte Springs, Seminole	1,242
Davenport, Polk	1,231
Spring Hill, Hernando	1,213
Winter Park, Orange	1,203
Port Charlotte, Charlotte	1,190
Ocoee, Orange	1,161
Oviedo, Seminole	1,148
Missing, Dade	1,147
Bonita Springs, Lee	1,123
Cutler Ridge, Dade	1,099
Royal Palm Beach, Palm Beach	1,097
Okeechobee, Okeechobee	1,080
North Miami, Dade	1,071
Quincy, Gadsden	1,056
Land O Lakes, Pasco	1,048
Wellington, Palm Beach	1,047
Palm Harbor, Pinellas	1,040
Wesley Chapel, Pasco	1,033
Oakland Park, Broward	1,032
Perry, Taylor	1,014
Mayo, Lafayette	989
Clewiston, Hendry	988
Pinellas Park, Pinellas	980
Ruskin, Hillsborough	970
Indiantown, Martin	934
Valrico, Hillsborough	932
Punta Gorda, Charlotte	925
Lutz, Hillsborough	921
Pembroke Pines, Broward	905
Longwood, Seminole	897
Seminole, Pinellas	877
Belle Glade, Palm Beach	877
Century, Escambia	871
Palm Coast, Flagler	861
Leesburg, Lake	861
Florida City, Dade	842

COVID-19: characteristics of 570,024 Florida resident cases

Data through Aug 16, 2020 verified as of Aug 17, 2020 at 09:25 AM

Data in this report are provisional and subject to change.

The table below includes the cities and counties of residence for cases in Florida residents based on the patient's ZIP Code.

Note that city is not always received as part of the initial notification and may be missing while the case is being investigated.

City and county	Cases
Missing, Palm Beach	842
Wimauma, Hillsborough	808
Palatka, Putnam	783
North Port, Sarasota	782
Casselberry, Seminole	765
Ormond Beach, Volusia	764
Key West, Monroe	760
Bartow, Polk	760
Brooksville, Hernando	759
Middleburg, Clay	754
Windermere, Orange	753
Crestview, Okaloosa	747
Lynn Haven, Bay	745
Chipley, Washington	736
Graceville, Jackson	728
Jacksonville Beach, Duval	722
Cocoa, Brevard	719
Kissimmee, Polk	718
Cantonment, Escambia	711
Sebring, Highlands	701
Auburndale, Polk	690
Carol City, Dade	685
Lake Mary, Seminole	658
Crawfordville, Wakulla	654
Tavares, Lake	653
Dade City, Pasco	651
North Fort Myers, Lee	647
Aventura, Dade	644
Zephyrhills, Pasco	641
Hudson, Pasco	630
Sanderson, Baker	621
Panama City Beach, Bay	615
Gulf Breeze, Santa Rosa	615
Port Richey, Pasco	613
Labelle, Hendry	601
Loxahatchee, Palm Beach	592
Port Orange, Volusia	591
Lake Wales, Polk	590
Crossings, Dade	587
Tarpon Springs, Pinellas	571
Venice, Sarasota	563
Winter Springs, Seminole	556
Riviera Beach, Palm Beach	552
Mulberry, Polk	546
Seffner, Hillsborough	545
Marianna, Jackson	540
Maitland, Orange	540
Cooper City, Broward	534
Sarasota, Manatee	524
Saint Johns, St. Johns	516
Orange City, Volusia	516
Navarre, Santa Rosa	514
Destin, Okaloosa	513
Avon Park, Highlands	510
Holiday, Pasco	495
Merritt Island, Brevard	490
Ponte Vedra Beach, St. Johns	489
Eustis, Lake	475
Santa Rosa Beach, Walton	475

COVID-19: characteristics of 570,024 Florida resident cases

Data through Aug 16, 2020 verified as of Aug 17, 2020 at 09:25 AM

Data in this report are provisional and subject to change.

The table below includes the cities and counties of residence for cases in Florida residents based on the patient's ZIP Code. Note that city is not always received as part of the initial notification and may be missing while the case is being investigated.

City and county	Cases
Fernandina Beach, Nassau	474
Missing, Collier	468
South Bay, Palm Beach	463
Green Cove Springs, Clay	462
Defuniak Springs, Walton	460
Dunedin, Pinellas	458
Dania, Broward	455
Starke, Bradford	455
The Villages, Sumter	455
Wauchula, Hardee	453
Titusville, Brevard	452
Madison, Madison	448
Inverness, Citrus	441
Parrish, Manatee	440
Wewahitchka, Gulf	428
Niceville, Okaloosa	428
Gibsonton, Hillsborough	427
Dover, Hillsborough	423
Jasper, Hamilton	422
Pahokee, Palm Beach	422
Everglades National Park, Dade	420
Fleming Island, Clay	419
Monticello, Jefferson	417
Mount Dora, Lake	415
Havana, Gadsden	413
New Smyrna Beach, Volusia	409
Rockledge, Brevard	407
Lantana, Palm Beach	407
Palm City, Martin	403
Key Biscayne, Dade	403
Bonifay, Holmes	402
Groveland, Lake	398
Estero, Lee	397
South Miami, Dade	394
Parkland, Broward	393
Moore Haven, Glades	391
Odessa, Hillsborough	388
Fellsmere, Indian River	380
Missing, Hillsborough	378
Lake Butler, Union	378
Pinecrest, Dade	371
Missing, Duval	359
Cross City, Dixie	358
Crescent City, Putnam	352
El Portal, Dade	342
Bristol, Liberty	340
Atlantic Beach, Duval	340
Carrabelle, Franklin	340
Lauderdale Lakes, Broward	340
Blountstown, Calhoun	339
Coconut Grove, Dade	339
Polk City, Polk	329
Debary, Volusia	328
Oldsmar, Pinellas	327
Missing, Orange	326
Lauderhill, Broward	324
Pace, Santa Rosa	323
Palm Springs, Palm Beach	320
Biscayne Park, Dade	317

COVID-19: characteristics of 570,024 Florida resident cases

Data through Aug 16, 2020 verified as of Aug 17, 2020 at 09:25 AM

Data in this report are provisional and subject to change.

The table below includes the cities and counties of residence for cases in Florida residents based on the patient's ZIP Code.

Note that city is not always received as part of the initial notification and may be missing while the case is being investigated.

City and county	Cases
Lithia, Hillsborough	315
Sun City Center, Hillsborough	315
North Palm Beach, Palm Beach	313
Hobe Sound, Martin	312
South Miami Heights, Dade	311
Wildwood, Sumter	305
Frostproof, Polk	296
Missing, Pasco	295
Alachua, Alachua	295
Apollo Beach, Hillsborough	293
Summerfield, Marion	287
Missing, Santa Rosa	284
Macclenny, Baker	281
Missing, St. Lucie	278
Coral, Dade	274
Yulee, Nassau	271
Missing, Polk	271
Wilton Manors, Broward	268
Missing, St. Johns	267
Ellenton, Manatee	262
Williston, Levy	260
Bellevue, Marion	257
Crystal River, Citrus	257
Sebastian, Indian River	256
Fort Meade, Polk	253
Missing, Hendry	252
Bushnell, Sumter	252
Bowling Green, Hardee	251
Ponte Vedra, St. Johns	247
Lake Placid, Highlands	246
Safety Harbor, Pinellas	244
Trenton, Gilchrist	244
Chattahoochee, Gadsden	240
Sneads, Jackson	229
Dunnellon, Marion	229
Port Saint Joe, Gulf	226
Uleta, Dade	224
Homosassa, Citrus	223
Kendall, Dade	222
Callahan, Nassau	219
Key Largo, Monroe	216
Chiefland, Levy	213
Jensen Beach, Martin	210
Lady Lake, Lake	207
Newberry, Alachua	206
Missing, Citrus	204
Mary Esther, Okaloosa	203
Old Town, Dixie	201
Palmetto Bay, Dade	200
Edgewater, Volusia	192
Shalimar, Okaloosa	189
Mascotte, Lake	188
Missing, Marion	187
Missing, Volusia	184
Missing, Hardee	182
Missing, Madison	176
Missing, Osceola	176
Missing, Hernando	175
Lake Alfred, Polk	175

COVID-19: characteristics of 570,024 Florida resident cases

Data through Aug 16, 2020 verified as of Aug 17, 2020 at 09:25 AM

Data in this report are provisional and subject to change.

The table below includes the cities and counties of residence for cases in Florida residents based on the patient's ZIP Code.

Note that city is not always received as part of the initial notification and may be missing while the case is being investigated.

City and county	Cases
Southwest Ranches, Broward	174
Thonotosassa, Hillsborough	174
Freeport, Walton	173
Lecanto, Citrus	169
Missing, Brevard	169
Jacksonville, St. Johns	168
Marathon, Monroe	167
Minneola, Lake	155
Bronson, Levy	154
Beverly Hills, Citrus	153
Marco Island, Collier	152
Missing, Highlands	152
Missing, Monroe	151
West Melbourne, Brevard	150
Satellite Beach, Brevard	149
Hilliard, Nassau	148
Pierson, Volusia	148
Sweetwater, Dade	148
Spring Hill, Pasco	148
Neptune Beach, Duval	147
Citra, Marion	146
Missing, Desoto	146
Missing, Seminole	144
Myakka City, Manatee	144
Coleman, Sumter	143
Nokomis, Sarasota	141
Cocoa Beach, Brevard	141
Clearwater Beach, Pinellas	140
Sorrento, Lake	136
Midway, Gadsden	135
Fort White, Columbia	133
Missing, Martin	133
Lake Park, Palm Beach	132
Englewood, Charlotte	131
Jennings, Hamilton	130
Missing, Indian River	129
Missing, Sarasota	127
Tavernier, Monroe	126
Malone, Jackson	126
Fisher Island, Dade	125
Missing, Pinellas	125
Medley, Dade	124
Gulfport, Pinellas	122
Holly Hill, Volusia	120
De Leon Springs, Volusia	120
Bell, Gilchrist	120
Miramar Beach, Walton	119
Missing, Unknown	119
Dunnellon, Citrus	118
Olympia Heights, Dade	117
Molino, Escambia	116
Golden Beach, Dade	116
High Springs, Alachua	116
Umatilla, Lake	115
Jay, Santa Rosa	115
Bunnell, Flagler	113
Missing, Nassau	113
Kenneth City, Pinellas	111
Fruitland Park, Lake	111

COVID-19: characteristics of 570,024 Florida resident cases

Data through Aug 16, 2020 verified as of Aug 17, 2020 at 09:25 AM

Data in this report are provisional and subject to change.

The table below includes the cities and counties of residence for cases in Florida residents based on the patient's ZIP Code.

Note that city is not always received as part of the initial notification and may be missing while the case is being investigated.

City and county	Cases
Missing, Lee	110
Glen Saint Mary, Baker	109
Palm Beach, Palm Beach	108
Hernando, Citrus	107
Alva, Lee	107
Indialantic, Brevard	107
Zolfo Springs, Hardee	105
Englewood, Sarasota	101
Keystone Heights, Clay	100
Oxford, Sumter	99
Gretna, Gadsden	99
East Palatka, Putnam	98
Cottdale, Jackson	96
Missing, Okaloosa	95
Branford, Suwannee	92
Missing, Lake	91
Trinity, Pasco	91
Flagler Beach, Flagler	90
Youngstown, Bay	90
Missing, Clay	89
Missing, Gulf	89
Tequesta, Palm Beach	88
Silver Springs, Marion	88
Gotha, Orange	86
Eagle Lake, Polk	85
Hawthorne, Alachua	85
Missing, Flagler	85
Missing, Jackson	85
Montverde, Lake	85
Missing, Leon	83
South Daytona, Volusia	83
Haverhill, Palm Beach	81
Archer, Alachua	80
Weeki Wachee, Hernando	80
Greenwood, Jackson	80
Chuluota, Seminole	80
Rotunda West, Charlotte	80
Cape Canaveral, Brevard	78
South Pasadena, Pinellas	78
Baker, Okaloosa	77
Fort Myers Beach, Lee	76
Altha, Calhoun	76
Dundee, Polk	76
Missing, Washington	74
Ocklawaha, Marion	74
Osprey, Sarasota	74
White Springs, Hamilton	74
Mims, Brevard	74
Interlachen, Putnam	73
Geneva, Seminole	72
Webster, Sumter	72
O Brien, Suwannee	71
Missing, Levy	71
Zellwood, Orange	71
Missing, Wakulla	70
Vernon, Washington	70
Hastings, St. Johns	70
Lake Panasoffkee, Sumter	69
Satsuma, Putnam	69

COVID-19: characteristics of 570,024 Florida resident cases

Data through Aug 16, 2020 verified as of Aug 17, 2020 at 09:25 AM

Data in this report are provisional and subject to change.

The table below includes the cities and counties of residence for cases in Florida residents based on the patient's ZIP Code.

Note that city is not always received as part of the initial notification and may be missing while the case is being investigated.

City and county	Cases
Reddick, Marion	68
Apalachicola, Franklin	68
Floral City, Citrus	68
Southport, Bay	67
Raiford, Union	66
Pomona Park, Putnam	66
Avon Park, Polk	66
Missing, Baker	66
Oakland, Orange	65
Missing, Gadsden	65
Melbourne Beach, Brevard	64
Belle Isle, Orange	64
Ave Maria, Collier	64
Missing, Manatee	63
Greenville, Madison	62
West Miami, Dade	62
Missing, Escambia	61
Missing, Okeechobee	61
Grand Island, Lake	57
Indian Rocks Beach, Pinellas	57
Missing, Calhoun	56
Missing, Sumter	55
Bay Harbor Islands, Dade	55
Islamorada, Monroe	55
Missing, Walton	55
Fountain, Bay	54
Grand Ridge, Jackson	53
Lawtey, Bradford	53
San Antonio, Pasco	53
Mcdavid, Escambia	52
Indian Harbour Beach, Brevard	52
Lakewood Ranch, Manatee	51
Mcalpin, Suwannee	50
Lee, Madison	50
Greenacres, Palm Beach	49
Bal Harbour, Dade	49
Seville, Volusia	49
Atlantis, Palm Beach	48
Mangonia Park, Palm Beach	48
Surfside, Dade	48
Viera, Brevard	47
Morriston, Levy	47
Alford, Jackson	46
Elkton, St. Johns	46
Wellborn, Suwannee	46
Poinciana, Polk	44
Missing, Holmes	43
Melrose, Putnam	43
Center Hill, Sumter	42
Missing, Taylor	42
Citrus Springs, Citrus	42
Eastpoint, Franklin	42
Anthony, Marion	42
Lake Hamilton, Polk	41
Stock Island, Monroe	41
Sanibel, Lee	41
Weirsdale, Marion	40
Astatula, Lake	40
Christmas, Orange	39

COVID-19: characteristics of 570,024 Florida resident cases

Data through Aug 16, 2020 verified as of Aug 17, 2020 at 09:25 AM

Data in this report are provisional and subject to change.

The table below includes the cities and counties of residence for cases in Florida residents based on the patient's ZIP Code.

Note that city is not always received as part of the initial notification and may be missing while the case is being investigated.

City and county	Cases
Westville, Holmes	39
Valparaiso, Okaloosa	38
Missing, Suwannee	38
Missing, Gilchrist	37
Micanopy, Alachua	37
Celebration, Osceola	37
Babson Park, Polk	37
Florida State University, Leon	37
Howey-In-The-Hills, Lake	36
Lake Helen, Volusia	36
Juno Beach, Palm Beach	36
Ponce De Leon, Holmes	36
Malabar, Brevard	35
Summerland Key, Monroe	35
Welaka, Putnam	35
Inlet Beach, Walton	35
Princeton, Dade	34
Lauderdale By The Sea, Broward	34
Cloud Lake, Palm Beach	34
Missing, Liberty	34
Laurel Hill, Okaloosa	34
Hosford, Liberty	34
Bryceville, Nassau	34
Missing, Bay	34
Bokeelia, Lee	34
Belleair, Pinellas	33
Missing, Bradford	33
Steinhatchee, Taylor	33
Hallandale Beach, Broward	32
Cutler Bay, Dade	32
Fern Park, Seminole	32
Singer Island, Palm Beach	31
Osteen, Volusia	31
Canal Point, Palm Beach	31
Madeira Beach, Pinellas	30
San Mateo, Putnam	30
Big Pine Key, Monroe	30
Sumterville, Sumter	29
Greensboro, Gadsden	29
Lady Lake, Sumter	29
Missing, Jefferson	29
Destin, Walton	28
Hypoluxo, Palm Beach	27
Caryville, Washington	27
Felda, Hendry	27
Yalaha, Lake	26
Saint James City, Lee	26
Eglin Air Force Base, Okaloosa	26
Naranja, Dade	26
Paisley, Lake	25
Astor, Lake	25
The Villages, Lake	25
Bradenton Beach, Manatee	25
Unknown, Orange	25
Patrick Air Force Base, Brevard	25
Edgewood, Orange	24
Missing, Charlotte	24
Fort McCoy, Marion	24
Belleair Beach, Pinellas	24

COVID-19: characteristics of 570,024 Florida resident cases

Data through Aug 16, 2020 verified as of Aug 17, 2020 at 09:25 AM

Data in this report are provisional and subject to change.

The table below includes the cities and counties of residence for cases in Florida residents based on the patient's ZIP Code.

Note that city is not always received as part of the initial notification and may be missing while the case is being investigated.

City and county	Cases
Missing, Dixie	24
Holt, Okaloosa	24
Ochopee, Collier	23
Jupiter, Martin	23
Panacea, Wakulla	23
Oak Hill, Volusia	23
Florida Dept Of Corrections, Union	22
Missing, Union	22
Grant-Valkaria, Brevard	22
Campbellton, Jackson	22
Odessa, Pasco	22
Sunny Isles Beach, Dade	22
Altoona, Lake	22
Kindred, Osceola	21
Longboat Key, Manatee	21
Sopchoppy, Wakulla	21
Clarksville, Calhoun	21
Air Mail Facility, Dade	20
Fruit Cove, St. Johns	20
Baldwin, Duval	19
Crystal Beach, Pinellas	19
Temple Terrace, Hillsborough	19
Waldo, Alachua	19
Holmes Beach, Manatee	18
Callaway, Bay	18
Placida, Charlotte	18
Georgetown, Putnam	18
Miami Springs, Dade	18
Hialeah Gardens, Dade	18
Brooker, Bradford	18
Kissimmee, Orange	18
Ponce Inlet, Volusia	18
West Panama City Beach, Bay	18
Alafaya, Orange	17
Highland Beach, Palm Beach	17
Lamont, Jefferson	17
Pinetta, Madison	17
Tice, Lee	17
Village Of Wellington, Palm Beach	17
Missing, Franklin	17
Inglis, Levy	16
Dinsmore, Duval	16
Waverly, Polk	16
Tierra Verde, Pinellas	16
North Bay Village, Dade	15
Palm Beach Shores, Palm Beach	15
Flemington, Marion	15
Florahome, Putnam	15
Okahumpka, Lake	15
Walnut Hill, Escambia	15
Hollister, Putnam	14
Ona, Hardee	14
Bascom, Jackson	14
Miami Shores, Dade	14
Carrollwood, Hillsborough	14
Matlacha, Lee	14
Manalapan, Palm Beach	14
Lighthouse Point, Broward	13
Missing, Lafayette	13

COVID-19: characteristics of 570,024 Florida resident cases

Data through Aug 16, 2020 verified as of Aug 17, 2020 at 09:25 AM

Data in this report are provisional and subject to change.

The table below includes the cities and counties of residence for cases in Florida residents based on the patient's ZIP Code.

Note that city is not always received as part of the initial notification and may be missing while the case is being investigated.

City and county	Cases
Santa Fe, Alachua	13
West Park, Broward	13
Village Of Palmetto Bay, Dade	13
Fort Denaud, Hendry	13
Nocatee, Desoto	12
Dania Beach, Broward	12
Harmony, Osceola	12
Terra Ceia, Manatee	12
Balm, Hillsborough	12
Eaton Park, Polk	12
Palm Shores, Brevard	12
Barefoot Bay, Brevard	12
Winter Park, Seminole	12
Saint Pete Beach, Pinellas	12
Sebastian, Brevard	11
Mexico Beach, Bay	11
Bellview, Escambia	11
Bay Pines, Pinellas	11
Hampton, Bradford	11
Missing, Glades	11
Miami, Unknown	11
Intercession City, Osceola	11
North Redington Beach, Pinellas	11
Goulds, Dade	11
Sun City, Hillsborough	11
Ocean Ridge, Palm Beach	11
Tioga, Alachua	10
Heathrow, Seminole	10
Lake Suzy, Desoto	10
Hiawassee, Orange	10
Bayonet Point, Pasco	10
Treasure Island, Pinellas	10
Labelle, Glades	10
Unknown, Dade	10
Palmdale, Glades	10
Tyndall Air Force Base, Bay	10
Sydney, Hillsborough	9
Kathleen, Polk	9
Kinard, Calhoun	9
Bagdad, Santa Rosa	9
La Crosse, Alachua	9
Orange Lake, Marion	9
Key Colony Beach, Monroe	9
Highland City, Polk	9
University Of Miami, Dade	9
Lorida, Highlands	9
Missing, Alachua	9
Cedar Key, Levy	8
Dowling Park, Suwannee	8
Enterprise, Volusia	8
Hernando Beach, Hernando	8
Wabasso, Indian River	8
Homosassa Springs, Citrus	8
Reunion, Osceola	8
Paxton, Walton	7
Pensacola Beach, Santa Rosa	7
Lutz, Pasco	7
Bradley, Polk	7
Tangerine, Orange	7

COVID-19: characteristics of 570,024 Florida resident cases

Data through Aug 16, 2020 verified as of Aug 17, 2020 at 09:25 AM

Data in this report are provisional and subject to change.

The table below includes the cities and counties of residence for cases in Florida residents based on the patient's ZIP Code.

Note that city is not always received as part of the initial notification and may be missing while the case is being investigated.

City and county	Cases
Gonzalez, Escambia	7
Aloma, Orange	7
Branford, Lafayette	7
Eloise, Polk	7
Buena Ventura Lakes, Osceola	7
Kenansville, Osceola	7
Venus, Highlands	7
Wahneta, Polk	7
Pasadena, Pinellas	6
Goodland, Collier	6
Perdido Key, Escambia	6
Missing, Putnam	6
Lacoochee, Pasco	6
Steinhatchee, Dixie	6
PsI, Unknown	6
North Venice, Sarasota	6
Jacksonville, Unknown	6
Lockhart, Orange	6
Quail Heights, Dade	6
Maitland, Seminole	6
Azalea Park, Orange	6
Palma Sola, Manatee	6
Penney Farms, Clay	5
Murdock, Charlotte	5
Woodville, Leon	5
Long Boat Key, Manatee	5
Missing, Columbia	5
Ebro, Washington	5
Crystal Springs, Pasco	5
Hialeah, Unknown	5
Homeland, Polk	5
Long Key, Monroe	5
Sparr, Marion	5
Ponce De Leon, Walton	5
Saint Lucie West, St. Lucie	5
Ferndale, Lake	5
Hallandle Beach, Broward	5
Parker, Bay	5
Mango, Hillsborough	5
Shady Grove, Taylor	5
Rubonia, Manatee	5
Eatonville, Orange	5
Indian Lake Estates, Polk	5
Centerville, Leon	5
Poinciana, Osceola	5
Nichols, Polk	5
South Palm Beach, Palm Beach	5
Altamonte Springs, Orange	5
Perrine, Dade	5
West Delray Beach, Palm Beach	5
Orlando, Osceola	4
Nobleton, Hernando	4
Northdale, Hillsborough	4
Celebration, Orange	4
Durant, Hillsborough	4
Mcintosh, Marion	4
Leisure City, Dade	4
Oneco, Manatee	4
Miami, Broward	4

COVID-19: characteristics of 570,024 Florida resident cases

Data through Aug 16, 2020 verified as of Aug 17, 2020 at 09:25 AM

Data in this report are provisional and subject to change.

The table below includes the cities and counties of residence for cases in Florida residents based on the patient's ZIP Code.

Note that city is not always received as part of the initial notification and may be missing while the case is being investigated.

City and county	Cases
Hollywood, Unknown	4
Gulf Stream, Palm Beach	4
City Of Sunrise, Broward	4
Lulu, Columbia	4
Ybor City, Hillsborough	4
Gulf Hammock, Levy	4
Ft Pierce, St. Lucie	4
Maxville, Duval	4
Indian Creek Village, Dade	4
Saint Marks, Wakulla	4
Tallevast, Manatee	4
Lehigh, Lee	4
Sewalls Point, Martin	4
Mayport, Duval	4
Pembroke Park, Broward	4
Buckingham, Lee	4
Boca Grande, Lee	4
Fort Lauderdale, Unknown	4
Lowell, Marion	4
Little Torch Key, Monroe	4
Laud-By-The-Sea, Broward	4
Micco, Brevard	4
Siesta Key, Sarasota	4
Ridge Manor, Pasco	4
Missing, Hamilton	4
Horseshoe Beach, Dixie	4
Cudjoe Key, Monroe	4
Trilby, Pasco	4
Davenport, Osceola	4
Bonifay, Washington	4
Lake City, Suwannee	4
Yankeetown, Levy	4
Plymouth, Orange	4
Telogia, Liberty	3
Green Acres, Palm Beach	3
Loughman, Polk	3
Champions Gate, Polk	3
Alturas, Polk	3
Fort Ogden, Desoto	3
Forest City, Orange	3
Cottdonale, Washington	3
Duette, Manatee	3
East Lake, Marion	3
Bayshore Gardens, Manatee	3
Anna Maria, Manatee	3
Fort Charlotte, Charlotte	3
Everglades City, Collier	3
Port Salerno, Martin	3
University Park, Manatee	3
Orlando, Unknown	3
Lynbrook, Broward	3
Lake Monroe, Seminole	3
Lake Como, Putnam	3
Indian Shores, Pinellas	3
Captiva, Lee	3
Belleair Bluffs, Pinellas	3
Candler, Marion	3
Cortez, Manatee	3
Graceville, Holmes	3

COVID-19: characteristics of 570,024 Florida resident cases

Data through Aug 16, 2020 verified as of Aug 17, 2020 at 09:25 AM

Data in this report are provisional and subject to change.

The table below includes the cities and counties of residence for cases in Florida residents based on the patient's ZIP Code. Note that city is not always received as part of the initial notification and may be missing while the case is being investigated.

City and county	Cases
Pine Hills, Orange	3
Lakeshore, Polk	3
Miami Gardens, Unknown	3
Pine Castle, Orange	3
Ozona, Pinellas	3
Braden River, Manatee	3
Fpo, Duval	3
Elfers, Pasco	3
Evinston, Alachua	3
Fanning Springs, Gilchrist	3
Indian River Shores, Indian River	3
International Service Center, Dade	3
Mayport Naval Housing, Duval	3
Westchase, Hillsborough	3
Vernon, Bay	3
Virginia Gardens, Dade	3
New Smyrna, Volusia	3
Mount Plymouth, Lake	3
Miromar Lakes, Lee	3
Miramar, Unknown	3
Lauderhill, Unknown	3
Point Washington, Walton	3
Port Saint John, Brevard	3
Saint Leo, Pasco	3
West Palm Beach, Unknown	3
Sand Lake, Orange	2
University Of Central Florida, Orange	2
Roseland, Indian River	2
Mount Dora, Orange	2
Lake Butler, Bradford	2
Jonesville, Alachua	2
Miami, Martin	2
Basinger, Okeechobee	2
Dade City, Hernando	2
El Jobean, Charlotte	2
Florida International University, Dade	2
Fort Lauderdale, Dade	2
At Large, Broward	2
Palma Ceia, Hillsborough	2
Panomo City, Bay	2
Orange Springs, Marion	2
Oakland Park, Unknown	2
Wakulla Springs, Wakulla	2
Union Park, Orange	2
Suwannee, Dixie	2
Samoset, Manatee	2
Holder, Citrus	2
Rocky Point, Hillsborough	2
Sugarloaf, Monroe	2
Unknown, Seminole	2
Unknown, Volusia	2
Venice, Manatee	2
White Springs, Columbia	2
Lamont, Taylor	2
Miccosukee, Leon	2
Milligan, Okaloosa	2
Homeless, Pinellas	2
Glenwood, Volusia	2
Gulf Breeze, Escambia	2

COVID-19: characteristics of 570,024 Florida resident cases

Data through Aug 16, 2020 verified as of Aug 17, 2020 at 09:25 AM

Data in this report are provisional and subject to change.

The table below includes the cities and counties of residence for cases in Florida residents based on the patient's ZIP Code.

Note that city is not always received as part of the initial notification and may be missing while the case is being investigated.

City and county	Cases
Cypress, Jackson	2
Clarcona, Orange	2
Deerfield Beach, Unknown	2
Miramar, Dade	2
Mesa, Unknown	2
Longboat Key, Sarasota	2
Ormond Beach, Flagler	2
Sorrento, Orange	2
University Of Tampa, Hillsborough	2
San Carlos Park, Lee	2
Shady Hills, Pasco	2
Pompano Beach, Unknown	2
Earleton, Alachua	2
Clewiston, Palm Beach	2
Bayou George, Bay	2
Oklawaha, Marion	2
Orlando, Seminole	2
Laurel, Sarasota	2
Sunny Hills, Washington	2
Switzerland, St. Johns	2
Tampa, Pinellas	2
White City, Gulf	2
Unknown, Palm Beach	2
Watersound, Walton	2
University Of Fl, Alachua	2
Grandin, Putnam	2
Hollywood, Dade	2
Inlet Beach, Bay	2
Doctors Inlet, Clay	2
Apopka, Seminole	2
Archer, Levy	2
Hallandale Beach, Unknown	2
Fairfield, Marion	2
Hawthorne, Putnam	2
Jensen Beach, St. Lucie	2
Jacksonville, Broward	2
Loxahatchee Groves, Palm Beach	2
Ramrod Key, Monroe	2
Port Saint Lucie, Martin	2
Ponte Vedra, Duval	2
Port Charlotte, Unknown	2
Unknown, Broward	2
River Ranch, Polk	2
Trenton, Levy	2
The Villages, Marion	2
Valkaria, Brevard	2
West Bradenton, Manatee	2
Redington Beach, Pinellas	2
Redington Shores, Pinellas	2
Town N Country, Hillsborough	2
Lealman, Pinellas	2
Margate, Unknown	2
Madison, Unknown	2
Gibsonia, Polk	2
Destin, Unknown	2
Daytona Beach Shores, Volusia	2
Chokoloskee, Collier	2
Goldenrod, Seminole	2
Lake Harbor, Palm Beach	2

COVID-19: characteristics of 570,024 Florida resident cases

Data through Aug 16, 2020 verified as of Aug 17, 2020 at 09:25 AM

Data in this report are provisional and subject to change.

The table below includes the cities and counties of residence for cases in Florida residents based on the patient's ZIP Code.

Note that city is not always received as part of the initial notification and may be missing while the case is being investigated.

City and county	Cases
Scottsmoor, Brevard	2
Westlake, Palm Beach	2
Orlando, Brevard	2
Palm Coast, Orange	1
Port Charlotte Fl, Unknown	1
Richmond Heights, Dade	1
Rosemary Beach, Bay	1
Saint Cloud, Orange	1
Saint George Island, Franklin	1
Saint Petersburg, Dade	1
San Pedro Sula, Dade	1
Opa Locka, Unknown	1
Orange, Orange	1
Wimauma, Manatee	1
Wausau, Washington	1
Sea Ranch Lakes, Broward	1
Seminole, Orange	1
Tampa, Dade	1
Lanark Village, Franklin	1
Grand Island, Unknown	1
Green, Clay	1
Hialean, Unknown	1
Holt, Unknown	1
Killarney, Orange	1
Los Angeles, Polk	1
Miami Granders, Dade	1
Bostwick, Putnam	1
Brewton, Escambia	1
Cosselberry, Orange	1
Crestview, Dade	1
Darien, Pasco	1
999999, Okaloosa	1
Bartow, Unknown	1
Boca Rotan, Unknown	1
Caryville, Holmes	1
Cassadaga, Volusia	1
Fort Myers, Seminole	1
Fwb, Unknown	1
Gastonia, Polk	1
Deltona , Volusia	1
Eustic, Unknown	1
Everett, Dade	1
Apopka, Unknown	1
Alligator Point, Wakulla	1
Amelia City, Nassau	1
Bonita Springs, Collier	1
Greenacres, Unknown	1
Hallandate Ben, Unknown	1
Florida Power & Light Co, Dade	1
Fortlauderdale, Unknown	1
Ft Pierce, Unknown	1
Garland, Orange	1
Hurlburt Field, Okaloosa	1
Homeless, Dade	1
Jacksonville, Dade	1
Mc Dade, Broward	1
Longwood, Orange	1
Live Oak, Columbia	1
Nokomis, Palm Beach	1

COVID-19: characteristics of 570,024 Florida resident cases

Data through Aug 16, 2020 verified as of Aug 17, 2020 at 09:25 AM

Data in this report are provisional and subject to change.

The table below includes the cities and counties of residence for cases in Florida residents based on the patient's ZIP Code.

Note that city is not always received as part of the initial notification and may be missing while the case is being investigated.

City and county	Cases
Ocala, Unknown	1
Ocean Breeze, Martin	1
Miamt, Dade	1
Mid Florida, Seminole	1
N/A, Duval	1
Tampa, Orange	1
University Of Central Fl, Orange	1
Unknown Out Of Area, Duval	1
Valrico, Orange	1
South Fort Myers, Lee	1
Orlando, Orange	1
Palm City, Unknown	1
Wewahitchka, Calhoun	1
Winterpark, Unknown	1
West Villages, Sarasota	1
Washington, Unknown	1
Wintergarden, Orange	1
Saint Augusaintine Beach, St. Johns	1
Seven Springs, Pasco	1
Unkown, Seminole	1
Tallahassee, Unknown	1
South Miami, Unknown	1
Port Everglades, Broward	1
Newark, Broward	1
Niceville, Walton	1
Mount Pleasant, Gadsden	1
Middlesburg, Duval	1
Miami, Palm Beach	1
Jacksonville Beach, Collier	1
Jupiter, Duval	1
Lake Geneva, Clay	1
Immokalee, Lee	1
Davenport, Orange	1
Harrison, Pinellas	1
Boca Raton, Orange	1
Brooksville, Pasco	1
Dade City, Hillsborough	1
Clermont, Orange	1
Clermont, Polk	1
Celeste, Broward	1
99, Unknown	1
Bay Lake, Orange	1
Beverly Beach, Flagler	1
Aollywoss, Dade	1
Jacksonville, Clay	1
Hispanic, St. Lucie	1
Kissimmee, Brevard	1
Florence Villa, Polk	1
Fort Pierce, Martin	1
Estero, Collier	1
Fl, Dade	1
Fellsmele, Brevard	1
Unknown, Columbia	1
Wesley Chapel, Alachua	1
Worthington Springs, Union	1
Weston, Dade	1
South Daytona Beach, Volusia	1
Tarpon Springs, Pasco	1
Tewksbury, Orange	1

COVID-19: characteristics of 570,024 Florida resident cases

Data through Aug 16, 2020 verified as of Aug 17, 2020 at 09:25 AM

Data in this report are provisional and subject to change.

The table below includes the cities and counties of residence for cases in Florida residents based on the patient's ZIP Code.

Note that city is not always received as part of the initial notification and may be missing while the case is being investigated.

City and county	Cases
Tampa Palms, Hillsborough	1
San Antonio, Unknown	1
Miamf, Dade	1
Olustee, Baker	1
Opalocka, Dade	1
Pine Ridge, Citrus	1
Okeechobee, St. Lucie	1
Babcock Ranch, Charlotte	1
Alva, Escambia	1
Branford, Gilchrist	1
Champions Gate, Osceola	1
Brentwood, Citrus	1
Cape Haze, Charlotte	1
Davie, Unknown	1
Duck Key, Monroe	1
Hialeahgardens, Dade	1
Homossa, Orange	1
Hosford, Calhoun	1
Interlachen, Duval	1
Jacksonville Naval Air Station, Duval	1
Jacksonville Naval Hospital, Duval	1
Jacksonville, Nassau	1
Perth Amboy, Hillsborough	1
Punta Gorda, Unknown	1
Rivera Beach, Palm Beach	1
Sharpes, Brevard	1
Sanford, Orange	1
Unk, Alachua	1
Unknown, Charlotte	1
Uknown, Unknown	1
Unable To Obtain, Palm Beach	1
Suntise, Dade	1
Oldsrav, Manatee	1
Panama City, Unknown	1
Monroe, Hillsborough	1
Morriston, Marion	1
North Fort Myers, Charlotte	1
North Laud, Unknown	1
Lucedale, St. Lucie	1
Watersound, Bay	1
Wtixrat, Dade	1
Yeehaw, Okeechobee	1
Deerfield, Broward	1
Coconut Ck, Unknown	1
Carl Fisher, Dade	1
Apollo Beach, Manatee	1
32428, Washington	1
Alpharetta, Broward	1
Hallandale, Unknown	1
Hutchinson Island, St. Lucie	1
Hoclywsod, Dade	1
Homeless, Hillsborough	1
Lakeland, Unknown	1
Jacksonville, Orange	1
Miamc, Dade	1
Layton, Monroe	1
Los Angeles, Dade	1
Zephyrhills, Hillsborough	1
Westville, Walton	1

COVID-19: characteristics of 570,024 Florida resident cases

Data through Aug 16, 2020 verified as of Aug 17, 2020 at 09:25 AM

Data in this report are provisional and subject to change.

The table below includes the cities and counties of residence for cases in Florida residents based on the patient's ZIP Code.

Note that city is not always received as part of the initial notification and may be missing while the case is being investigated.

City and county	Cases
Tamarac, Dade	1
Rosemary Beach, Walton	1
Saint Johns, Duval	1
Salt Springs, Marion	1
Port Saint Lucie, Palm Beach	1
Pass-A-Grille Beach, Pinellas	1
Pensacola Beach, Escambia	1
Pensacola, Unknown	1
New Port Richey, Unknown	1
Northport, Sarasota	1
Other, Dade	1
Orl, Osceola	1
Indian Rock Beach, Pinellas	1
Hillsboro Beach, Broward	1
Greenville, Taylor	1
Miamksaohes, Dade	1
Metter, Manatee	1
Mexico Beach, Gulf	1
Miami Dade, Unknown	1
Jupiter Inlet, Palm Beach	1
Lauderdale Lakes, Unknown	1
Lehigh Acres, Hendry	1
Fellsmere, Brevard	1
Fernandina, Nassau	1
Fwb, Escambia	1
Graham, Bradford	1
Cross Key, Monroe	1
Cypress Gardens, Polk	1
Sarasota, Unknown	1
Seacrest, Walton	1
Salem, Taylor	1
Pinellas Park, Pasco	1
Pooler, Broward	1
Syracuse, Unknown	1
Twentynine Palms, Broward	1
St Cloud, Orange	1
Sunrise, Unknown	1
Unknown, Manatee	1
North Miami, Palm Beach	1
North Port, Manatee	1
Orlando, Manatee	1
Okeechobee, Martin	1
Okeechobi, Unknown	1
Pensacola, Dade	1
North Lauderdale, Unknown	1
Windermere, Unknown	1
Xifamk, Dade	1
Austin, Dade	1
Clearwater, Hillsborough	1
Apo, Collier	1
Arcadia, Unknown	1
Astor, Volusia	1
Big Torch Key, Monroe	1
Bonifay, Unknown	1
Franklin, Orange	1
East Rockland Key, Monroe	1
Mayport Naval Station, Duval	1
Litchfield Park, Unknown	1
Laurel Hill, Walton	1

COVID-19: characteristics of 570,024 Florida resident cases

Data through Aug 16, 2020 verified as of Aug 17, 2020 at 09:25 AM

Data in this report are provisional and subject to change.

The table below includes the cities and counties of residence for cases in Florida residents based on the patient's ZIP Code. Note that city is not always received as part of the initial notification and may be missing while the case is being investigated.

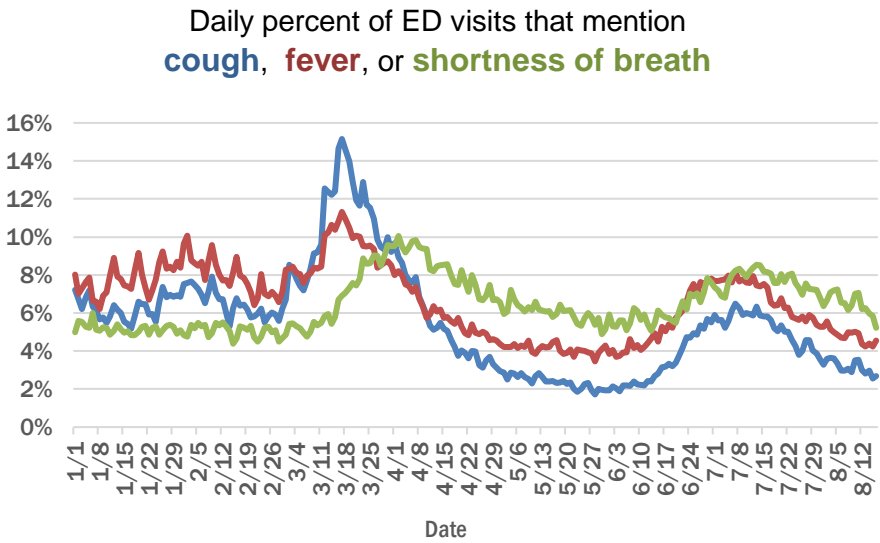
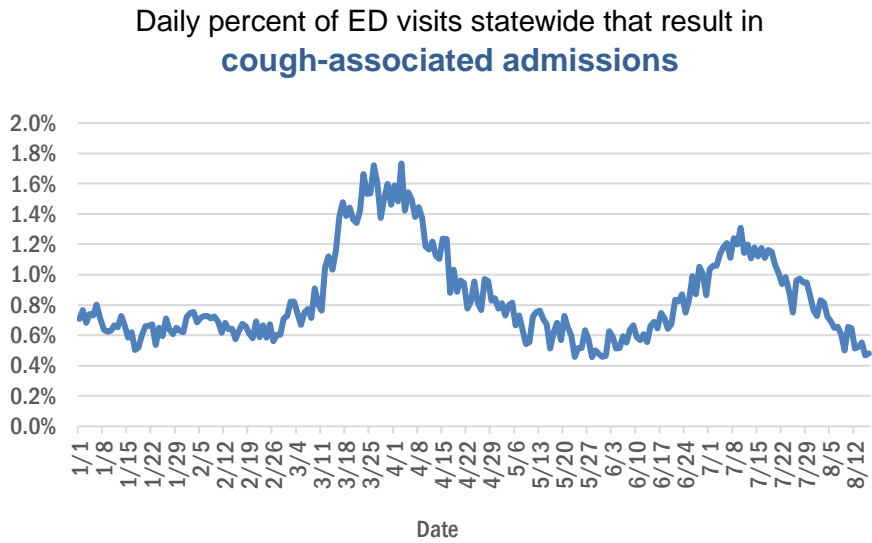
City and county	Cases
Marathon Shores, Monroe	1
Lake Worth, Unknown	1
Haines City, Orange	1
Jena, Taylor	1
New Church, Palm Beach	1
New Port Richey, Hillsborough	1
Okeechobee, Highlands	1
Okeechobee, Unknown	1
Orange Park, Duval	1
Seacrest, Bay	1
Stiamk, Dade	1
Sugarloaf Key, Monroe	1
Port St Luice, Unknown	1
Rices Landing, Dade	1
Pensacola Naval Hospital, Escambia	1
Unknown Out Of Area, Palm Beach	1
Unknown, Duval	1
Tavares, Unknown	1
Weston, Unknown	1
Williston, Marion	1
West Hollywood, Broward	1
Winter Springs, Orange	1
Total	570,024

COVID-19: additional surveillance information

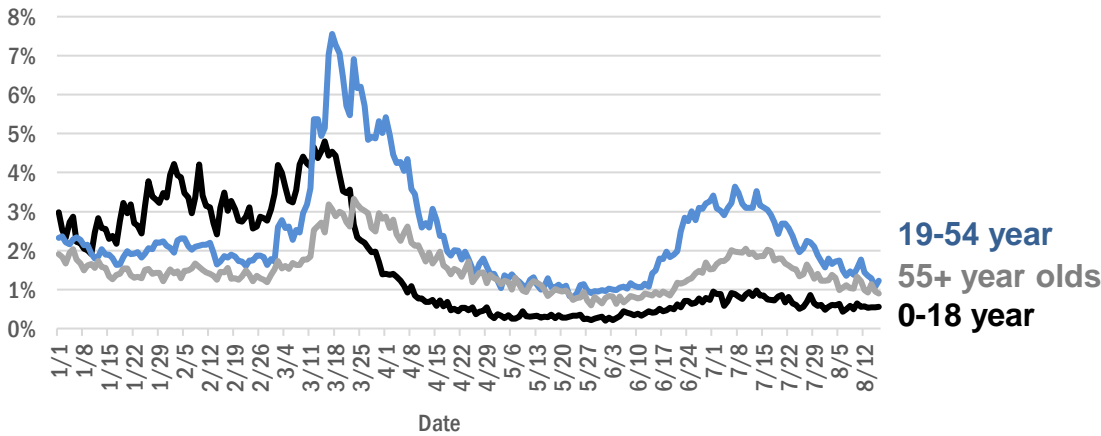
Data through Aug 16, 2020 verified as of Aug 17, 2020 at 09:25 AM

Data in this report are provisional and subject to change.

Statewide emergency department (ED) chief complaint and admission data



Daily percent of ED visits statewide that mention cough by age group



The Electronic Surveillance System for the Early Notification of Community-Based Epidemics (ESSENCE-FL) includes chief complaint data from 211 of 212 Florida EDs. Data are transmitted electronically to ESSENCE-FL daily or hourly.

COVID-19: All Florida residents with test results reported

Data through Aug 16, 2020 verified as of Aug 17, 2020 at 09:25 AM

Data in this report are provisional and subject to change.

The table below includes persons with laboratory results that the Department of Health has received electronically or by mail/fax for Florida residents.

County	Awaiting testing	Inconclusive	Negative	Positive	Percent positive	Total tested
Dade	433	1,912	597,986	145,069	19%	744,967
Broward	143	865	396,235	66,299	14%	463,399
Palm Beach	278	599	256,321	38,923	13%	295,843
Hillsborough	205	508	221,904	34,227	13%	256,639
Orange	461	289	252,224	33,071	12%	285,584
Duval	187	218	195,829	24,473	11%	220,520
Pinellas	14	142	162,311	18,637	10%	181,090
Lee	32	57	101,990	17,153	14%	119,200
Polk	64	109	88,686	15,452	15%	104,247
Collier	190	71	54,555	10,774	16%	65,400
Osceola	160	128	57,292	10,290	15%	67,710
Manatee	13	77	79,468	9,736	11%	89,281
Escambia	9	53	63,289	9,383	13%	72,725
Volusia	98	108	69,391	8,423	11%	77,922
Seminole	56	67	63,736	7,465	10%	71,268
Pasco	123	49	64,169	7,447	10%	71,665
Marion	242	109	48,902	7,305	13%	56,316
Sarasota	14	52	70,740	6,674	9%	77,466
Brevard	18	57	80,958	6,517	7%	87,532
St. Lucie	274	51	39,247	6,260	14%	45,558
Lake	167	87	63,115	5,616	8%	68,818
Leon	35	116	58,431	5,327	8%	63,874
Bay	20	58	23,655	4,759	17%	28,472
Alachua	4	25	71,089	4,612	6%	75,726
Santa Rosa	22	38	25,843	4,193	14%	30,074
St. Johns	48	32	39,248	3,928	9%	43,208
Martin	49	38	22,660	3,912	15%	26,610
Okaloosa	40	44	26,822	3,714	12%	30,580
Clay	14	21	33,010	3,472	10%	36,503
Columbia	4	56	11,114	3,034	21%	14,204
Indian River	50	12	25,828	2,646	9%	28,486
Charlotte	16	33	25,095	2,382	9%	27,510
Suwannee	2	47	7,195	2,242	24%	9,484
Hernando	4	14	18,097	2,241	11%	20,352
Gadsden	7	45	11,619	2,038	15%	13,702
Jackson	6	13	10,472	2,021	16%	12,506
Hendry		19	6,898	1,882	21%	8,799
Citrus	36	9	18,043	1,794	9%	19,846
Highlands	8	11	15,383	1,626	10%	17,020
Monroe	62	12	13,057	1,614	11%	14,683
Putnam	2	13	11,989	1,610	12%	13,612
Sumter	22	16	17,407	1,550	8%	18,973
Desoto	7	7	8,448	1,419	14%	9,874
Walton	1	37	8,766	1,367	13%	10,170
Nassau	32	18	14,425	1,262	8%	15,705
Flagler	7	19	14,793	1,152	7%	15,964
Okeechobee	2	14	6,904	1,144	14%	8,062
Taylor	5	30	4,381	1,099	20%	5,510

COVID-19: All Florida residents with test results reported

Data through Aug 16, 2020 verified as of Aug 17, 2020 at 09:25 AM

Data in this report are provisional and subject to change.

The table below includes persons with laboratory results that the Department of Health has received electronically or by mail/fax for Florida residents.

County	Awaiting testing	Inconclusive	Negative	Positive	Percent positive	Total tested
Baker	35	25	5,177	1,078	17%	6,280
Lafayette	3	7	1,210	1,009	45%	2,226
Hardee	3	18	5,453	1,005	16%	6,476
Washington	12	21	5,479	923	14%	6,423
Levy	2	9	5,857	781	12%	6,647
Wakulla	3	35	7,376	775	9%	8,186
Madison	1	11	4,464	753	14%	5,228
Gulf	2	6	4,347	746	15%	5,099
Hamilton	1	2	4,428	630	12%	5,060
Dixie	2	13	3,737	595	14%	4,345
Bradford	1	22	4,277	573	12%	4,872
Holmes	4	7	3,844	524	12%	4,375
Calhoun	1	16	3,703	503	12%	4,222
Union		19	7,869	489	6%	8,377
Franklin	2	5	3,667	469	11%	4,141
Jefferson	2	15	2,657	463	15%	3,135
Glades		1	758	422	36%	1,181
Liberty			2,760	411	13%	3,171
Gilchrist	3	8	3,447	405	10%	3,860
Unknown	1	30	4,541	236	5%	4,807
Total	3,764	6,675	3,664,071	570,024	13%	4,240,770

COVID-19: testing by laboratory

Data through Aug 16, 2020 verified as of Aug 17, 2020 at 09:25 AM

Data in this report are provisional and subject to change.

The numbers in the table below represent the number of Florida and non-Florida residents for whom test results were received by the Department of Health. A person can be tested by more than one laboratory and can have both positive and negative results. **Therefore, the sum of the numbers in each column will be larger than the total number of people tested.**

Reporting lab	Inconclusive	Negative	Positive	Percent positive	Total
LABORATORY CORPORATION OF AMERICA	1,187	729,066	104,183	12%	834,436
QUEST DIAGNOSTICS - TAMPA	5,907	694,384	101,311	13%	801,602
BIO REFERENCE LABORATORIES, INC	6,080	483,586	96,956	17%	586,622
GENETWORX	662	390,627	32,857	8%	424,146
REALTOX LABS LLC	2,640	219,749	39,239	15%	261,628
CURATIVE_LABS	3,519	225,182	23,649	9%	252,350
NORTHWEST LABORATORY	229	116,740	6,083	5%	123,052
ADVENT HEALTH LAB	112	101,300	14,083	12%	115,495
MEDICAL DIAGNOSTIC LABORATORIES	813	83,611	11,963	12%	96,387
ELABNETWORK	779	83,147	7,692	8%	91,618
KORVALABS, INC	1,056	85,262	4,238	5%	90,556
MAKO GENOMICS	3,589	57,728	11,104	15%	72,421
BIOCOLLECTIONS WORLDWIDE, INC	343	59,326	9,709	14%	69,378
MAYO CLINIC LABORATORIES	145	62,411	6,664	10%	69,220
MEMORIAL REGIONAL HOSPITAL SOUTH	20	49,713	12,805	20%	62,538
QUEST DIAGNOSTICS NICHOLS INSTITUTE, INC.	256	53,451	7,261	12%	60,968
BAYCARE LABORATORIES LLC	310	52,915	5,461	9%	58,686
BPHL-JACKSONVILLE	13	45,894	8,522	16%	54,429
SACRED HEART HOSPITAL LABORATORY	2	45,959	5,858	11%	51,819
ORLANDO REG MED CENTER CLINICAL LAB	462	43,496	5,611	11%	49,569
DIATHERIX LABORATORIES		39,979	5,811	13%	45,790
TAMPA GENERAL HOSPITAL	4	39,733	3,128	7%	42,865
TESTING MATTERS INC		36,591	5,033	12%	41,624
UF PATHLABS	33	39,697	1,766	4%	41,496
BPHL-MIAMI	213	32,707	7,512	19%	40,432
ARUP LABORATORIES		33,817	2,409	7%	36,226
VIRACOR-EUROFINS LABORATORIES		27,199	8,575	24%	35,774
JACKSON MEMORIAL HOSPITAL CLINICAL LAB	79	27,628	6,742	20%	34,449
BPHL-TAMPA (SPECTRUM BLVD)	45	26,222	4,466	15%	30,733
Florida_Hospital	35	24,679	3,752	13%	28,466
AIT LABORATORIES		24,404	2,887	11%	27,291
SHANDS AT THE UNIVERSITY OF FLORIDA	164	25,566	1,478	5%	27,208
LAKELAND REGIONAL MEDICAL CENTER	79	21,545	2,628	11%	24,252
SUNPATH MEDICAL DIAGNOSTICS LABORATORY	129	20,082	3,643	15%	23,854
ST VINCENT'S MEDICAL CENTER - RIVERSIDE	1	21,065	2,546	11%	23,612
WALGREENS	10	16,217	2,691	14%	18,918
CAPE CORAL HOSPITAL CLINICAL LABORATORY		15,570	2,959	16%	18,529
NIZNIK LAB CORP	346	11,141	5,035	30%	16,522
BROWARD GENERAL MEDICAL CENTER-CLINICAL LAB	2	14,399	2,002	12%	16,403
RCA LABORATORY SERVICES, LLC		14,245	618	4%	14,863
BAPTIST MEDICAL CENTER JACKSONVILLE	1	13,662	932	6%	14,595
SHANDS JACKSONVILLE MEDICAL CENTER INC	31	13,150	1,238	9%	14,419
BAPTIST HOSPITAL OF MIAMI CLINICAL LABORATORY	20	11,608	2,613	18%	14,241
STATLAB_MOBILE	1	12,380	1,106	8%	13,487
ADVENTHEALTH DAYTONA BEACH	21	11,676	973	8%	12,670
FLORIDA HOSPITAL - TAMPA	5	11,443	1,185	9%	12,633
CLEVELAND CLINIC HOSPITAL LAB	4	11,132	1,157	9%	12,293

COVID-19: testing by laboratory

Data through Aug 16, 2020 verified as of Aug 17, 2020 at 09:25 AM

Data in this report are provisional and subject to change.

The numbers in the table below represent the number of Florida and non-Florida residents for whom test results were received by the Department of Health. A person can be tested by more than one laboratory and can have both positive and negative results. **Therefore, the sum of the numbers in each column will be larger than the total number of people tested.**

Reporting lab	Inconclusive	Negative	Positive	Percent positive	Total
SARASOTA MEMORIAL HOSPITAL MAIN LAB	12	10,959	993	8%	11,964
NAPLES COMMUNITY HOSPITAL	25	10,583	1,266	11%	11,874
PALMETTO GENERAL HOSPITAL LAB	3	8,694	2,751	24%	11,448
ST JOSEPHS HOSPITAL LABORATORY	11	9,968	1,419	12%	11,398
APPLIED INGENUITY DIAGNOSTICS LLC		10,604	724	6%	11,328
MOUNT SINAI MEDICAL CENTER	6	9,304	1,164	11%	10,474
MILLENNIUM PHYSICIAN GROUP		8,626	1,731	17%	10,357
AKESOGEN		8,685	1,421	14%	10,106
UNIVERSITY OF MIAMI HOSPITAL	9	8,174	1,631	17%	9,814
NICKLAUS CHILDREN'S HOSPITAL	32	7,766	1,950	20%	9,748
NORTH FLORIDA REGIONAL MEDICAL CENTER		8,644	976	10%	9,620
INTEGRATED REGIONAL LABORATORIES LLP		7,957	1,510	16%	9,467
JFK MEDICAL CENTER LAB	1	7,701	1,496	16%	9,198
ECCO LAB GROUP CO	271	6,611	2,142	24%	9,024
SAINT MARY'S MEDICAL CENTER	11	7,661	1,252	14%	8,924
IMPACT HEALTH BIOMETRIC TESTING, INC	95	7,695	918	11%	8,708
QUEST NEW ENGLAND	35	7,646	995	11%	8,676
BRANDON REGIONAL HOSPITAL		7,269	1,373	16%	8,642
MORTON PLANT HOSPITAL-ADLER INSTITUTE	7	7,974	658	8%	8,639
JUPITER MEDICAL CENTER LAB	39	7,448	1,036	12%	8,523
SOUTH MIAMI HOSPITAL LAB	12	7,295	1,127	13%	8,434
TALLAHASSEE MEMORIAL HOSPITAL	23	7,600	761	9%	8,384
LABCORP BURLINGTON (LPP)	3	7,872	378	5%	8,253
WELLINGTON REGIONAL MED CTR LAB	3	6,577	1,107	14%	7,687
FLORIDA HOSPITAL WATERMAN LABORATORY	15	6,982	585	8%	7,582
INDIAN RIVER MEDICAL CENTER LAB		6,956	467	6%	7,423
PANCARE OF FLORIDA INC		6,753	467	6%	7,220
MEMORIAL REGIONAL HOSPITAL CLINICAL LABORATORY	8	6,561	515	7%	7,084
REAL DIAGNOSTICS	77	6,449	465	7%	6,991
LARKIN COMMUNITY HOSPITAL	10	5,669	1,089	16%	6,768
HOMESTEAD HOSPITAL CLINICAL LABORATORY	12	4,842	1,448	23%	6,302
AEGIS SCIENCES CORPORATION	27	5,743	520	8%	6,290
BAPTIST HOSPITAL OF MIAMI MOLECULAR DIAGNOSTICS	55	5,392	827	13%	6,274
DELRAY MEDICAL CENTER	2	5,477	714	12%	6,193
ARNOLD PALMER MEDICAL CENTER CLINICAL LAB		5,873	199	3%	6,072
LEESBURG REGIONAL MEDICAL CENTER		5,401	654	11%	6,055
MEMORIAL HOSPITAL JACKSONVILLE	8	4,727	1,254	21%	5,989
ST ANTHONY'S HOSPITAL LAB	10	5,151	702	12%	5,863
OSCEOLA REGIONAL MEDICAL CENTER	1	4,852	975	17%	5,828
WEST KENDALL BAPTIST HOSPITAL LABORATORY	3	4,515	1,247	22%	5,765
WINTER HAVEN HOSPITAL CLINICAL LABORATORY	1	4,792	925	16%	5,718
QUEST DIAGNOSTICS INFECTIOUS DISEASE INC	31	4,194	1,318	24%	5,543
LARKIN COMMUNITY HOSPITAL INC DBA CARDIOTROPIC		2,390	2,971	55%	5,361
Lee Memorial Hospital		4,240	1,079	20%	5,319

COVID-19: testing by laboratory

Data through Aug 16, 2020 verified as of Aug 17, 2020 at 09:25 AM

Data in this report are provisional and subject to change.

The numbers in the table below represent the number of Florida and non-Florida residents for whom test results were received by the Department of Health. A person can be tested by more than one laboratory and can have both positive and negative results. **Therefore, the sum of the numbers in each column will be larger than the total number of people tested.**

Reporting lab	Inconclusive	Negative	Positive	Percent positive	Total
GOOD SAMARITAN MEDICAL CENTER LAB	1	4,387	883	17%	5,271
LAWNWOOD REGIONAL MEDICAL CENTER	1	4,371	876	17%	5,248
ST JOSEPHS HOSPITAL	7	4,544	689	13%	5,240
BAPTIST MEDICAL CENTER SOUTH		4,732	375	7%	5,107
MEASE COUNTRYSIDE LAB	1	4,563	508	10%	5,072
ORANGE PARK MEDICAL CENTER	9	3,950	1,079	21%	5,038
MARTIN HOSPITAL SOUTH LAB		4,758	273	5%	5,031
QUEST DIAGNOSTICS - WEST HILLS	19	4,597	194	4%	4,810
GULF COAST MEDICAL CENTER MICROLAB		3,500	1,233	26%	4,733
RUTGERS CLINICAL GENOMICS LABORATORY	10	4,477	190	4%	4,677
HALIFAX MEDICAL CENTER LAB	17	3,956	658	14%	4,631
QUEST DIAGNOSTICS NICHOLS INSTITUTE - SJC (ELR)	20	3,899	634	14%	4,553
BETHESDA HOSPITAL EAST		3,924	547	12%	4,471
BAPTIST HOSPITAL LABORATORY	4	3,736	724	16%	4,464
FLORIDA HOSPITAL HEARTLAND MED CTR CLINICAL LAB	1	3,986	464	10%	4,451
WEST FLORIDA HOSPITAL LAB		3,468	979	22%	4,447
WESTSIDE REGIONAL MED CTR	2	3,505	886	20%	4,393
MANATEE MEMORIAL HOSPITAL		3,882	460	11%	4,342
WEST BOCA MEDICAL CENTER LAB		3,851	469	11%	4,320
CORAL GABLES HOSPITAL CLINICAL LABORATORY		3,216	1,019	24%	4,235
FLORIDA HOSPITAL WESLEY CHAPEL	1	3,842	372	9%	4,215
NCH NORTH NAPLES HOSPITAL LAB	4	3,480	561	14%	4,045
OAK HILL HOSPITAL		3,564	478	12%	4,042
LARGO MEDICAL CENTER		3,496	546	14%	4,042
MERCY HOSPITAL A CAMPUS OF PLANTATION GEN HOSP LAB	1	2,950	1,090	27%	4,041
BIOCERNA LABS	190	3,027	823	20%	4,040
AVENTURA HOSPITAL LAB		2,975	1,053	26%	4,028
PALM BEACH GARDENS MEDICAL CTR LAB		3,621	396	10%	4,017
NORTHWEST MEDICAL CENTER	1	3,044	945	24%	3,990
DOCTORS HOSPITAL	2	3,109	832	21%	3,943
MEMORIAL HOSPITAL WEST LABORATORY SERVICES	12	3,514	405	10%	3,931
AMERICAN HEALTH ASSOCIATES	7	2,793	1,042	27%	3,842
HEALTH PARK MEDICAL CENTER CLINICAL LAB		3,083	759	20%	3,842
DRS CLACK SPENCER WHITE & MCCORMACK PA D/B/A		3,252	536	14%	3,788
ABL MEDICAL CARE LLC		3,278	483	13%	3,761
PALMS WEST HOSPITAL LAB	2	2,932	819	22%	3,753
CORAL SPRINGS MED CTR		3,310	424	11%	3,734
BROWARD HEALTH NORTH CLINICAL LABORATORY		3,176	542	15%	3,718
THE VILLAGES REGIONAL HOSPITAL		3,435	282	8%	3,717
PATIENTS FIRST LAKE ELLA MEDICAL CENTER PA		2,850	860	23%	3,710
Capital Regional Medical Ctr		2,953	740	20%	3,693
NORTH SHORE MEDICAL CENTER		2,839	832	23%	3,671
FLORIDA HOSPITAL ZEPHYRHILLS		3,357	282	8%	3,639
BLAKE MEDICAL CENTER		2,957	672	19%	3,629
FLORIDA HOSPITAL FLAGLER	2	3,299	233	7%	3,534

COVID-19: testing by laboratory

Data through Aug 16, 2020 verified as of Aug 17, 2020 at 09:25 AM

Data in this report are provisional and subject to change.

The numbers in the table below represent the number of Florida and non-Florida residents for whom test results were received by the Department of Health. A person can be tested by more than one laboratory and can have both positive and negative results. **Therefore, the sum of the numbers in each column will be larger than the total number of people tested.**

Reporting lab	Inconclusive	Negative	Positive	Percent positive	Total
FLORIDA MEDICAL CENTER - A CAMPUS OF NORTH SHORE	2	2,960	570	16%	3,532
MOFFITT CANCER CENTER	5	3,485	42	1%	3,532
FLORIDA HOSPITAL DELAND	5	2,797	588	17%	3,390
NEW YORK STATE ELR - SUNRISE MEDICAL LABORATORIES		3,288	77	2%	3,365
CLEVELAND CLINIC MARTIN SOUTH HOSPITAL		3,012	305	9%	3,317
PLANTATION GENERAL HOSPITAL		2,398	845	26%	3,243
REGIONAL MEDCIAL CENTER BAYONET POINT	2	2,961	274	8%	3,237
CARDIOTROPIC LABS	81	2,473	676	21%	3,230
FLORIDA HOSPITAL OF CARROLLWOOD		2,738	476	15%	3,214
BAYFRONT MEDICAL CENTER	11	2,359	820	26%	3,190
NEMOURS CHILDRENS HOSPITAL		3,054	77	2%	3,131
BOSTON HEART DIAGNOSTICS CORP		2,640	424	14%	3,064
QUEST DIAGNOSTICS	3	2,716	334	11%	3,053
MEDICAL CENTER OF TRINITY CLINICAL LABORATORY		2,574	442	15%	3,016
NORTHSIDE HOSPITAL AND HEART INSTITUTE		2,571	424	14%	2,995
EXACT SCIENCES LABORATORIES		2,715	278	9%	2,993
INFORM DIAGNOSTICS, INC		2,755	162	6%	2,917
LAKE CITY MEDICAL CENTER		2,185	716	25%	2,901
OCALA REGIONAL MEDICAL CENTER		2,527	358	12%	2,885
MORTON PLANT-MEASE	1	2,593	206	7%	2,800
BAPTIST MEDICAL CENTER - BEACHES		2,614	185	7%	2,799
ST JOSEPHS NORTH HOSPITAL LAB		2,433	314	11%	2,747
DR. P. PHILLIPS HOSPITAL		2,627	101	4%	2,728
CENTRAL FLORIDA REGIONAL HOSPITAL		2,307	372	14%	2,679
IMPERIAL POINT MEDICAL CENTER		2,405	266	10%	2,671
GULF COAST MEDICAL CENTER LAB		2,081	586	22%	2,667
LAKEWOOD RANCH MEDICAL CENTER		2,375	255	10%	2,630
FULGENT DIAGNOSTICS	74	2,357	171	7%	2,602
ST LUCIE MEDICAL CENTER		1,979	498	20%	2,477
LEON MEDICAL CENTERS LLC		1,904	552	22%	2,456
SOUTH FLORIDA BAPTIST HOSPITAL MICRO	1	2,025	376	16%	2,402
POINCIANA MEDICAL CENTER		1,730	670	28%	2,400
SOUTH LAKE HOSPITAL		2,274	97	4%	2,371
WESTCHESTER HOSPITAL	15	1,842	397	18%	2,254
PHYSICIANS REGIONAL MEDICAL CENTER - PINE RIDGE RD		1,821	431	19%	2,252
MEDCOMP SCIENCES LLC	28	1,294	922	41%	2,244
BAPTIST MEDICAL CENTER - NASSAU		2,114	111	5%	2,225
VISTA CLINICAL		1,155	1,047	48%	2,202
WEST MARION COMMUINITY HOSPITAL LAB		1,913	242	11%	2,155
UHEALTH CORAL GABLES/LENNAR MED CTR		2,038	108	5%	2,146
UNIVERSITY HOSPITAL AND MEDICAL CENTER		1,565	575	27%	2,140
ALL CHILDREN'S HOSPITAL LAB		1,967	169	8%	2,136
FLORIDA HOSPITAL NORTH PINELLAS	5	1,973	157	7%	2,135
NIGHT LITE PEDIATRICS	1	1,618	488	23%	2,107
WEST PALM HOSPITAL LAB		1,744	308	15%	2,052
SOUTH SEMINOLE HOSPITAL LABORATORY		1,963	81	4%	2,044
QUEST DIAGNOSTICS - ATLANTA	3	1,797	235	12%	2,035

COVID-19: testing by laboratory

Data through Aug 16, 2020 verified as of Aug 17, 2020 at 09:25 AM

Data in this report are provisional and subject to change.

The numbers in the table below represent the number of Florida and non-Florida residents for whom test results were received by the Department of Health. A person can be tested by more than one laboratory and can have both positive and negative results. **Therefore, the sum of the numbers in each column will be larger than the total number of people tested.**

Reporting lab	Inconclusive	Negative	Positive	Percent positive	Total
FLORIDA HOSPITAL FISH MEMORIAL	1	1,603	306	16%	1,910
ST PETERSBURG GENERAL HOSPITAL		1,418	482	25%	1,900
MEMORIAL HOSPITAL MICRO		1,675	207	11%	1,882
MEMORIAL HOSPITAL- MIRAMAR	10	1,690	148	8%	1,848
ACCESS MEDICAL LABORATORIES		1,020	821	45%	1,841
HIALEAH HOSPITAL	4	1,388	424	23%	1,816
MEASE DUNEDIN HOSPITAL	4	1,600	177	10%	1,781
QUEST DIAGNOSTICS LENEXA	14	1,613	139	8%	1,766
BAPTIST NORTH EMERGENCY CENTER		1,283	475	27%	1,758
FORT WALTON BEACH MEDICAL CENTER		1,485	265	15%	1,750
CITRUS MEMORIAL HOSPITAL LABORATORY		1,637	101	6%	1,738
OVIEDO MEDICAL CENTER		1,361	262	16%	1,623
ADVENTHEALTH OCALA LABORATORY		1,378	245	15%	1,623
LEE HEALTH COCONUT POINT CLINICAL LAB	1	1,291	315	20%	1,607
MEMORIAL HOSPITAL PEMBROKE	3	1,379	198	13%	1,580
ANNE BATES LEACH EYE HOSPITAL/ ABLEH MICROBIOLOGY LABORATORY		1,524	38	2%	1,562
WALGREEN CO	1	1,367	187	12%	1,555
DOCTORS HOSPITAL OF SARASOTA CLINICAL LABORATORY		1,373	167	11%	1,540
OPTEO LABORATORY		1,505	29	2%	1,534
PALMS OF PASADENA HOSPITAL		1,262	217	15%	1,479
RAULERSON HOSPITAL		1,211	261	18%	1,472
NONA SCIENTIFIC	1	1,198	214	15%	1,413
CLEVELAND CLINIC TRADITION HOSPITAL		1,239	167	12%	1,406
HEALTHQUEST ESOTERICS		726	621	46%	1,347
PUTNAM COMMUNITY MEDICAL CENTER		1,151	187	14%	1,338
ST VINCENT'S MEDICAL CENTER - SOUTHSIDE		1,307	27	2%	1,334
SOUTH BAY HOSPITAL MICRO		1,107	225	17%	1,332
LOWER KEYS MEDICAL CENTER		1,189	126	10%	1,315
PHYSICIANS REGIONAL MEDICAL CENTER - COLLIER BLVD	1	987	294	23%	1,282
BETHESDA HOSPITAL WEST		1,121	140	11%	1,261
P4 CLINICAL, LLC	19	1,063	177	14%	1,259
BARTOW REGIONAL MEDICAL CENTER	1	1,069	180	14%	1,250
CLEVELAND CLINIC MARTIN NORTH HOSPITAL		1,078	168	13%	1,246
QUEST DIAGNOSTICS - MIRAMAR	6	333	890	72%	1,229
CLINICORE		1,112	91	8%	1,203
TWIN CITIES HOSPITAL		1,083	111	9%	1,194
BMCT Molecular Diagnostics Subsection		939	225	19%	1,164
SYNERGY LABORATORIES	3	1,056	78	7%	1,137
LAKESIDE MEDICAL CENTER		737	332	31%	1,069
SACRED HEART-EMERALD COAST		877	168	16%	1,045
HIGHLANDS REGIONAL MEDICAL CENTER		866	173	17%	1,039
GULF BREEZE HOSPITAL LAB	1	892	131	13%	1,024
VIKOR SCIENTIFIC	2	605	401	40%	1,008
PWN HEALTH	4	693	310	31%	1,007
ORLANDO VA MEDICAL CENTER		854	122	13%	976
LMHS		901	75	8%	976
QUEST DIAGNOSTICS WOOD DALE	2	884	72	8%	958

COVID-19: testing by laboratory

Data through Aug 16, 2020 verified as of Aug 17, 2020 at 09:25 AM

Data in this report are provisional and subject to change.

The numbers in the table below represent the number of Florida and non-Florida residents for whom test results were received by the Department of Health. A person can be tested by more than one laboratory and can have both positive and negative results. **Therefore, the sum of the numbers in each column will be larger than the total number of people tested.**

Reporting lab	Inconclusive	Negative	Positive	Percent positive	Total
PATIENTS CHOICE LABORATORIES		442	441	50%	883
ENGLEWOOD COMMUNITY HOSPITAL		797	73	8%	870
AVECINA MEDICAL OAKLEAF		520	346	40%	866
UNIVERSITY OF MIAMI HOSPITAL & CLINICS	1	792	54	6%	847
BAPTIST EMERGENCY CENTER OAKLEAF		684	152	18%	836
FLORIDA HOSPITAL ORLANDO		745	73	9%	818
ST VINCENTS CLAY COUNTY		775	24	3%	799
MARINERS HOSPITAL		700	93	12%	793
UHEALTH DEERFIELD BEACH/UMSYLVESTER DEERFIELD BEACH LABORATORY	2	754	37	5%	793
ACCESSDX	6	410	374	47%	790
AVENTUS BIOLABS	1	382	363	49%	746
BAPTIST HEALTH EMERGENCY CENTER COUNTRY WALK		602	142	19%	744
WALGREENS OAKLAND PARK	1	655	84	11%	740
PATHNOSTICS		75	665	90%	740
BAPTIST EMERGENCY CENTER CLAY		622	97	13%	719
CAPSTONE HEALTHCARE		438	234	35%	672
JACKSON HOSPITAL CLINICAL LABORATORY		543	84	13%	627
ADVANCE MEDICAL OF NAPLES			615	100%	615
NONE		281	325	54%	606
PATIENTS FIRST - MAHAN DRIVE		164	427	72%	591
LABCORP RTP	2	51	523	91%	576
VAMC ORLANDO		296	275	48%	571
TAMPA COMMUNITY HOSPITAL		394	168	30%	562
BARDMOOR LABORATORY	1	490	69	12%	560
NCH HEALTHCARE SYSTEM MICROBIOLOGY LAB		1	552	100%	553
LAB24 INC	1		544	100%	545
LEE MEMORIAL HOSPITAL LAB			537	100%	537
MINUTECLINIC LLC #3703		467	65	12%	532
NCH NORTHEAST		347	180	34%	527
EGLIN AIRFORCE BASE LAB		478	48	9%	526
DESOTO MEMORIAL HOSPITAL CLINICAL LABORATORY	3	403	115	22%	521
AVERO DIAGNOSTICS - IRVING		437	76	15%	513
Assurance Scientific Laboratories		387	117	23%	504
QUEST DIAGNOSTICS - IRVING	10	316	177	35%	503
FLORIDA LABORATORY ANALYSIS		295	203	41%	498
QUEST	3	108	381	77%	492
SOUTHEAST ALABAMA MEDICAL CENT		411	42	9%	453
LUMINUS DIAGNOSTICS		307	138	31%	445
PANCARE OF FLORIDA, INC			440	100%	440
LABCORP	1	132	300	69%	433
HOLIDAY CVS LLC		425	4	1%	429
HOLY CROSS HOSPITAL LABORATORY			426	100%	426
PHYSICIANS STAT LAB		136	282	67%	418
AVECINA MEDICAL SOUTHSIDE		196	210	52%	406
ORLANDO VETERANS AFFAIRS MEDICAL CENTER		112	280	71%	392
NEW YORK STATE ELR - NORTH SHORE LONG ISLAND JEWISH HEALTH		364	23	6%	387
QUEST DIAGNOSTICS NICHOLS INSTITUTE	5	353	17	5%	375

COVID-19: testing by laboratory

Data through Aug 16, 2020 verified as of Aug 17, 2020 at 09:25 AM

Data in this report are provisional and subject to change.

The numbers in the table below represent the number of Florida and non-Florida residents for whom test results were received by the Department of Health. A person can be tested by more than one laboratory and can have both positive and negative results. **Therefore, the sum of the numbers in each column will be larger than the total number of people tested.**

Reporting lab	Inconclusive	Negative	Positive	Percent positive	Total
DYNIX DIAGNOSTICS		187	178	49%	365
NEW YORK STATE ELR - NYU HOSPITALS CENTER CLINICAL LABORATORIES		350	12	3%	362
CLARITY LABS		303	49	14%	352
INFORM DIAGNOSTICS		349	2	1%	351
MEMORIAL PEMBROKE 24/7 CARE CENTER		256	92	26%	348
UAB HIGHLANDS LABORATORY		336	3	1%	339
NEW YORK STATE ELR - LENCO MEDICAL LABORATORY		322	13	4%	335
LAB CORP	1	129	202	61%	332
NORTH FLORIDA PEDIATRICS-TALLAHASSEE		305	24	7%	329
ATLANTIS URGENT CARE		272	50	16%	322
MARTIN MEMORIAL LABORATORY AT ST LUCIE WEST		275	47	15%	322
MEDARBOR DIAGNOSTICS		1	319	100%	320
UNITED CLINICAL LABORATORY LLC		4	315	99%	319
DAVITA LABS		290	26	8%	316
INGENIOUS PERSONALIZED MEDICINE	3	211	94	31%	308
ECCOLAB GROUP	1	75	230	75%	306
NEW YORK STATE ELR - DEPARTMENT OF CLINICAL LABS		301	5	2%	306
JAY HOSPITAL CLINICAL LABORATORY		226	77	25%	303
TALLAHASSEE PRIMARY CARE ASSOCIATES		274	9	3%	283
CORE DIAGNOSTIC LABORATORIES LLC		219	62	22%	281
ASSOCIATED PATHOLOGISTS, LLC		213	51	19%	264
NITE LITE PEDIATRICS		164	91	36%	255
AVECINA MEDICAL JULINGTON		127	125	50%	252
THERADOC		150	100	40%	250
ARCPOINT LABS - FORT MYERS		190	59	24%	249
LABCORP TAMPA	1	26	221	89%	248
EXPRESS GENE MOLECULAR DIAGNOSTIC LABORATORY		2	245	99%	247
GENESIS REFERENCE LABORATORIES		1	245	100%	246
FLO-MEDILAB SERVICES		80	165	67%	245
VETERANS AFFAIRS MEDICAL CENTER LAB		6	238	98%	244
BAPTIST MD ANDERSON CANCER CENTER		240	1	0%	241
NCF DIAGNOSTICS & DNA TECHNOLOGIES	10	14	216	90%	240
SANTA ROSA MEDICAL CENTER		72	161	69%	233
PHAROS HEALTH		132	100	43%	232
SUNRISE MEDICAL LABORATORIES		172	58	25%	230
FLAGLER HOSPITAL	4	18	204	90%	226
TENNESSEE DOH - NASHVILLE	2	196	22	10%	220
ASCEND CLINICAL		215	4	2%	219
MEDSCAN LABORATORY INC		136	80	37%	216
SMA SPECIALITY MEDICAL LAB		61	153	71%	214
BIOCERNA LLC	8	154	50	24%	212
UNKNOWN		16	191	92%	207
HENDRY REGIONAL MEDICAL CENTER		2	204	99%	206
HOLMES REGIONAL MEDICAL CENTER		3	200	99%	203
ST CLOUD REGIONAL MEDICAL CENTER		126	76	38%	202
ADVENTHEALTH LAB			201	100%	201
VAMC WEST PALM LAB		5	196	98%	201

COVID-19: testing by laboratory

Data through Aug 16, 2020 verified as of Aug 17, 2020 at 09:25 AM

Data in this report are provisional and subject to change.

The numbers in the table below represent the number of Florida and non-Florida residents for whom test results were received by the Department of Health. A person can be tested by more than one laboratory and can have both positive and negative results. **Therefore, the sum of the numbers in each column will be larger than the total number of people tested.**

Reporting lab	Inconclusive	Negative	Positive	Percent positive	Total
MARTIN MEMORIAL MEDICAL CENTER LAB		99	97	49%	196
WALGREENS ORLANDO		167	22	12%	189
TEMPUS CLINICAL LABORATORY	1	166	21	11%	188
AMELIA URGENT CARE		76	112	60%	188
SANFORD REFERENCE LAB		180	8	4%	188
HOLIDAY CVS LLC DBA CVS PHARMACY #5155		184	2	1%	186
JAMES A. HALEY VETERANS MICRO LAB			186	100%	186
EUROFINS NTD, LLC		158	27	15%	185
PATHGROUP LABS LLC		90	92	51%	182
BAY PINES VAMC CLINICAL LABORATORY		4	178	98%	182
NCH HEALTHCARE BONITA		119	62	34%	181
FLORIDA WOMAN CARE LABORATORY LLC		155	23	13%	178
HOLIDAY CVS LLC DBA CVS PHARMACY #5154		171	5	3%	176
NEW YORK STATE ELR - NEW YORK PRESBYTERIAN HOSPITAL CUMC CLINICAL		162	13	7%	175
QUALITOX LABORATORIES		96	78	45%	174
BAYA URGENT CARE		3	169	98%	172
MOLECULAR INFECTIOUS DISEASES		167	4	2%	171
GENESIS MEDICAL LABORATORY MIAMI FL.		78	92	54%	170
LABTECH DIAGNOSTIC		87	81	48%	168
PREMIER MEDICAL LABORATORY SERVICES		1	167	99%	168
MAVERICK LABS		54	113	68%	167
NEW YORK STATE ELR - MOUNT SINAI LABORATORY		154	8	5%	162
NEW YORK STATE ELR - NEW YORK HOSPITAL LABORATORIES	1	152	6	4%	159
FLORIDA HOSPITAL WAUCHULA		86	73	46%	159
WUESTHOFF REF LABORATORY			156	100%	156
CENTRA CARE		21	133	86%	154
C.W. BILL YOUNG VA MEDICAL CENTER		4	150	97%	154
MICROGEN DX		29	125	81%	154
UAB UNIVERSITY OF ALABAMA HOSPITAL LAB		144	6	4%	150
STEWART REFERENCE LABORATORY		46	99	68%	145
GESSLER CLINIC			144	100%	144
BAYCARE HEALTH SYSTEM		1	142	99%	143
BUREAU OF CLINICAL LABORATORIES		119	24	17%	143
NEO GENOMICS - FORT MYERS	1	136	4	3%	141
ACUTIS DIAGNOSTICS	1	107	29	21%	137
IRL MARKET LAB ALACHUA		102	31	23%	133
INTEGRATED REGIONAL LABORATORIES		119	12	9%	131
MEMPHIS PATHOLOGY LABORATORY	1	124	5	4%	130
ASAP LAB LLC		90	40	31%	130
ADVENT HEALTH -TAMPA		74	55	43%	129
BMHSI-AEL MICROBIOLOGY LABORATORY	2	102	24	19%	128
ADVENT HEALTH CENTRA CARE: WATERFORD LAKES		81	41	34%	122
LEHIGH REGIONAL MEDICAL CENTER LAB		106	16	13%	122
ST JUDE CHILDREN'S RESEARCH HOSPITAL		111	11	9%	122
FLORIDA HOSPITAL HEARTLAND MED CTR LAKE PLACID		83	38	31%	121
VAMC BAY PINES		1	118	99%	119
SACRED HEART HOSPITAL ON THE GULF		66	52	44%	118

COVID-19: testing by laboratory

Data through Aug 16, 2020 verified as of Aug 17, 2020 at 09:25 AM

Data in this report are provisional and subject to change.

The numbers in the table below represent the number of Florida and non-Florida residents for whom test results were received by the Department of Health. A person can be tested by more than one laboratory and can have both positive and negative results. **Therefore, the sum of the numbers in each column will be larger than the total number of people tested.**

Reporting lab	Inconclusive	Negative	Positive	Percent positive	Total
NEW YORK STATE ELR - ENZO CLINICAL LABS INC		117	1	1%	118
AMERICAN PATHOLOGY PARTNERS		117	1	1%	118
PALM BEACH COUNTY HEALTH DEPT LAB		113	2	2%	115
ARCPOINT LABS OF WEST PALM BEACH			113	100%	113
ALLIED HEALTH FORT PIERCE		112			112
FAST TRACK URGENT CARE CENTER		1	111	99%	112
ROSEN MEDICAL CENTER		97	13	12%	110
MEDICAL DIAGNOSTICS LABORATORIES,INC		18	91	83%	109
LEON MEDICAL CENTER		7	102	94%	109
EMERGENCY PHYSICIANS MEDICAL CENTER			109	100%	109
LABSTAT		2	106	98%	108
UR MEDICINE LABS- CENTRAL LABORATORY		106	2	2%	108
MILLENNIUM LAB SERVICES			107	100%	107
SPARROW HEALTHCARE	2	1	102	97%	105
TOM LEE COMMUNITY HEALTH CENTER		5	98	95%	103
MACDILL AFB HOSPITAL		86	12	12%	98
BAPTIST HEALTH SOUTH FLORIDA		4	91	96%	95
BOCA BIOLISTICS REFERENCE LABORATORY		74	21	22%	95
DIAGNOSTIC SOLUTIONS		3	90	97%	93
FLORIDA COMMUNITY HEALTH CENTERS INC			93	100%	93
VAMC LAKE CITY		51	41	45%	92
USAFSAM/PHE		23	69	75%	92
VAMC GAINESVILLE		2	88	98%	90
US BIOTEK LABORATORIES		39	50	56%	89
CENTRACARE		2	87	98%	89
PRIVA PATH LABS			89	100%	89
GENETWORKX		15	73	83%	88
BIOREFERENCE LABORATORIES		14	74	84%	88
ADVENTHEALTH CENTRA CARE OVIEDO		29	58	67%	87
HEALTH FIRST-HOLMES REGIONAL			86	100%	86
FAST TRACK URGENT CARE CENTER - CARROLLWOOD			84	100%	84
MID-FLORIDA PATHOLOGY		53	29	35%	82
BAYFRONT HEALTH BROOKSVILLE			82	100%	82
GARCIA CLINICAL LABORATORY		1	79	99%	80
SCIONLAB SERVICES LLC		71	7	9%	78
ARCPOINT LABS OF TAMPA		50	27	35%	77
AVERO DIAGNOSTICS		53	24	31%	77
NAVAL HOSPITAL - JACKSONVILLE		1	71	99%	72
MAYO CLINIC LABS - ROCHESTER MAIN CAMPUS		71	1	1%	72
PACIFIC ANALYTICS			71	100%	71
AMELIA EXPRESS CARE		5	66	93%	71
Highlands Regional Hospital		63	6	9%	69
CENTRAL FLORIDA HEALTH CARE		46	23	33%	69
HOLY CROSS HOSPITAL		1	67	99%	68
SOLARIS DIAGNOSTICS		4	64	94%	68
AEL- MEMPHIS		17	50	75%	67
DYNAMIC MEDICAL USA			67	100%	67

COVID-19: testing by laboratory

Data through Aug 16, 2020 verified as of Aug 17, 2020 at 09:25 AM

Data in this report are provisional and subject to change.

The numbers in the table below represent the number of Florida and non-Florida residents for whom test results were received by the Department of Health. A person can be tested by more than one laboratory and can have both positive and negative results. **Therefore, the sum of the numbers in each column will be larger than the total number of people tested.**

Reporting lab	Inconclusive	Negative	Positive	Percent positive	Total
QPS, LLC		66	1	1%	67
HOSPITAL FOR SPECIAL SURGERY		65	1	2%	66
ADVENT HEALTH CENTRA CARE LONGWOOD		9	55	86%	64
FLORIDA CLINICAL LABORATORY-BIOREFERENCE LABORATORIES		15	49	77%	64
FULGENT GENETICS	1	40	22	35%	63
FISHERMENS HOSPITAL CLINICAL LAB		61	2	3%	63
DAVITA LABORATORY SERVICES		48	14	23%	62
MORTON PLANT HOSPITAL			61	100%	61
REFUAH HEALTH CENTER LABORATORY		59			59
GENE BY GENE			59	100%	59
NIGHT LITE PEDIATRICS URGENT CARE		26	33	56%	59
MORTON PLANT HOSPITAL/LAB		1	57	98%	58
NEW PLANT CITY FAMILY CARE		14	44	76%	58
FINLAY CLINICAL LABORATORY		24	34	59%	58
AMERICAN RESEARCH LABS		4	52	93%	56
USA HEALTH UNIVERSITY HOSPITAL CLINICAL LABORATORY		54	1	2%	55
NAVY HOSPITAL			55	100%	55
HEALTHLINK DIAGNOSTIC LABORATORIES		1	54	98%	55
NEW YORK STATE ELR - WADSWORTH HEALTH CENTER		52	3	5%	55
VA MEDICAL CENTER		7	48	87%	55
BROWARD HEALTH MEDICAL CENTER		1	53	98%	54
AVELLINO LAB USA, INC		52	2	4%	54
CLARITY LAB SOLUTIONS		40	14	26%	54
LABCORP BIRMINGHAM	1	5	48	89%	54
EXACT SCIENCES LABORATORIES, LLC		10	44	81%	54
SARASOTA CO. HEALTH DEPT # 58		40	11	22%	51
NEW YORK STATE ELR - EMPIRECITY LABORATORIES		42	8	16%	50
NXGEN MDX LLC		41	9	18%	50
BAYCARE LAB		1	49	98%	50
CURATIVE LABS		1	48	98%	49
ARTHREX MEDICAL CENTER		28	21	43%	49
ALLSOUTH URGENT CARE			49	100%	49
MILLENIUM PHYSICIANS GROUP			49	100%	49
INTEGRITY LABORATORIES			49	100%	49
ACCU REFERENCE MEDICAL LAB			49	100%	49
SHORELINE PHYSICIAN GROUP			49	100%	49
PROVIDENCE HOSPITAL LABORATORY		47	2	4%	49
CLINICAL REFERENCE LABORATORY		45	4	8%	49
P4 DIAGNOSTIX LABORATORY NETWORK		1	48	98%	49
OPTUM LABS LLC		2	46	96%	48
HURLBURT FIELD CLINIC		23	25	52%	48
LABORATORY CORP OF AMERICA	1	21	25	53%	47
VHA PUBLIC HEALTH REFERENCE LABORATORY- PALO ALTO		27	19	41%	46
STAGEZERO LIFE SCIENCES INC		39	7	15%	46
Quest Diag Unspecifd		19	27	59%	46
GULF COAST MOLECULAR LABORATORIES		14	32	70%	46
H LEE MOFFITT CANCER CENTER MICRO		46			46

COVID-19: testing by laboratory

Data through Aug 16, 2020 verified as of Aug 17, 2020 at 09:25 AM

Data in this report are provisional and subject to change.

The numbers in the table below represent the number of Florida and non-Florida residents for whom test results were received by the Department of Health. A person can be tested by more than one laboratory and can have both positive and negative results. **Therefore, the sum of the numbers in each column will be larger than the total number of people tested.**

Reporting lab	Inconclusive	Negative	Positive	Percent positive	Total
325TH MEDICAL GROUP			45	100%	45
QUEST TAMPA (NEW YORK ELR)		34	10	23%	44
JEFFERY WEINZWEIG		1	43	98%	44
EAST MANATEE FAMILY	1		43	98%	44
QUEST DIAGNOSTICS-N ST PETERSBURG-5TH			43	100%	43
DOCTOR'S MEMORIAL HOSPITAL		3	40	93%	43
BAYFRONT HEALTH ER PINELLAS PARK		19	24	56%	43
SEBASTIAN RIVER MEDICAL CENTER		12	31	72%	43
LAB CORP TAMPA			42	100%	42
FAWCETT MEMORIAL HOSPITAL-LAB		1	41	98%	42
LABORATORY SPECIALISTS OF MICHIGAN		1	41	98%	42
NEW YORK STATE ELR - MONTEFIORE MEDICAL CENTER LABORATORIES - MOSES		34	7	17%	41
UNKNOWN - BAD FACILITY CODE		4	37	90%	41
DEPARTMENT OF VETERANS AFFAIRS JAMES A. HALEY VETERANS HOSPITAL			41	100%	41
BALDWIN PEDIATRICS		37	4	10%	41
TRADITION MEDICAL CENTER LABORATORY		18	23	56%	41
FLORIDA HOSPITAL NEW SMYRNA		4	37	90%	41
LAB CORP RTP	1	2	38	93%	41
EGLIN REGIONAL MEDICAL CENTER		4	36	90%	40
SMA SPECIALTY MEDICAL LAB		1	39	98%	40
MIAMI VA HEALTHCARE SYSTEM			40	100%	40
RCA LABORATORY SERVICES -- NEW YORK ELR		10	30	75%	40
NORTH FLORIDA/SOUTH GEORGA VETERANS HEALTH SYSTEM			40	100%	40
NORTH FLORIDA PEDIATRICS-LAKE CITY			40	100%	40
BLOCK, NATION, CHASE, AND SMOLEN FAMILY MEDICINE		22	18	45%	40
CENTRA CARE -- WATERFORD LAKES		6	33	85%	39
CBS LABORATORY		1	38	97%	39
NEW YORK STATE ELR - KALEIDA HEALTH CENTER FOR LABORATORY		35	4	10%	39
APP-UNIPATH, LLC		37	1	3%	38
COASTAL MED URGENT CARE			37	100%	37
URGENT CARE CURE		18	18	50%	36
CAREMOUNT MEDICAL - PATHOLOGY		36			36
NXGEN MDX		18	18	50%	36
AMMON LABS		26	10	28%	36
ANGEL KIDS PEDIATRICS		26	10	28%	36
GENPATH			35	100%	35
ST. CLOUD MEDICAL GROUP		35			35
IRL		4	31	89%	35
MY CLINICAL LAB			35	100%	35
MOBILE INFIRMARY MED CENTER PATH LAB		31	4	11%	35
ADVENT HEALTH CENTRA CARE		8	27	77%	35
NEW YORK STATE ELR - QUEST DIAGNOSTICS NICHOLS		32	2	6%	34
CAPITAL REGIONAL MEDICAL CENTER		2	32	94%	34
ADVENTHEALTH CENTRA CARE SANFORD		11	23	68%	34
HEALTH FIRST-PALM BAY			34	100%	34
ST VINCENT'S BIRMINGHAM LABORATORY		34			34
DESOTO MEMORIAL HOSPITAL LAB			33	100%	33

COVID-19: testing by laboratory

Data through Aug 16, 2020 verified as of Aug 17, 2020 at 09:25 AM

Data in this report are provisional and subject to change.

The numbers in the table below represent the number of Florida and non-Florida residents for whom test results were received by the Department of Health. A person can be tested by more than one laboratory and can have both positive and negative results. **Therefore, the sum of the numbers in each column will be larger than the total number of people tested.**

Reporting lab	Inconclusive	Negative	Positive	Percent positive	Total
HUNTSVILLE HOSPITAL LABORATORY		25	8	24%	33
FLORIDA MEDICAL CLINIC		3	29	91%	32
MEDICAL DIAGNOSTIC LAB		1	31	97%	32
EXPERTUS LABORATORIES INC		11	21	66%	32
QUEST DIAGNOSTICS-VERO BEACH-37TH ST		31			31
ST. MARYS MEDICAL CENTER		1	30	97%	31
CLINICAL RESEARCH SEQUENCING PLATFORM			31	100%	31
SELECT LABORATORIES MARION COUNTY, LLC.			31	100%	31
QUEST INFECTIOUS DISEASE	1	26	4	13%	31
NEW YORK STATE ELR - WHITE PLAINS HOSPITAL CENTER LAB		31			31
THE CENTER FOR URGENT CARE		3	28	90%	31
FINLAY CLINICAL LABORATORY INC		26	4	13%	30
QUEST DIAGNOSTICS NICHOLS INSTITUTE- LPP		3	27	90%	30
CHILDREN'S HOSPITAL OF ALABAMA		29			29
DICKERT		26	3	10%	29
NEW YORK STATE ELR - NEWYORK-PRESBYTERIAN/QUEENS DIAGNOSTIC		28	1	3%	29
LABFIRST - DEPARTMENT OF PATHOLOGY		28	1	3%	29
LAB PLUS, LLC AT SAINT THOMAS WEST HOSPITAL		21	8	28%	29
P4CLINICAL	3	2	24	83%	29
VENICE REGIONAL MEDICAL LAB SERVICES			29	100%	29
CITRUS MEMORIAL HEALTH SYSTEM LAB		2	26	93%	28
QUEST DIAGNOSTIC INC	1	3	24	86%	28
DOH-WEST PALM BEACH BRANCH LABORATORY			28	100%	28
NEXT MOLECULAR ANALYTICS		1	27	96%	28
BAYFRONT		21	7	25%	28
INTERLAB		1	27	96%	28
KENDALL REGIONAL MEDICAL CENTER LAB	2		26	93%	28
ASSOCIATED CLINICAL LABORATORIES		27	1	4%	28
SARAPATH DIAGNOSTICS			27	100%	27
CAPE CANAVERAL HOSPITAL			27	100%	27
SMA LAB		4	23	85%	27
BAY MEDICAL CENTER SACRED HEART HEALTH SYSTEM		4	23	85%	27
SUNCOAST LABS			26	100%	26
QUEST DIAGNOSTICS INC.			26	100%	26
QDX PATHOLOGY SERVICES		16	10	38%	26
CDC		17	9	35%	26
RDX BIOSCIENCE,			26	100%	26
PALM BAY HOSPITAL		1	25	96%	26
GRAVITY DIAGNOSTICS, LLC		10	16	62%	26
SANFORD LABORATORIES		24	2	8%	26
UNIVERSITY HEALTH SYSTEM INC		23	3	12%	26
LIFEBRITE	1		24	96%	25
GRAVITY DIAGNOSTICS		14	11	44%	25
LABCORP OF AMERICA		11	14	56%	25
GENESIS LABORATORY MANAGEMENT		1	24	96%	25
NEW YORK STATE ELR - STONY BROOK UNIVERSITY MEDICAL CENTER		21	3	13%	24
AURORA DIAGNOSTICS BERNHARDT LABORATORIES PATHOLOGY SERVICE		22	2	8%	24

COVID-19: testing by laboratory

Data through Aug 16, 2020 verified as of Aug 17, 2020 at 09:25 AM

Data in this report are provisional and subject to change.

The numbers in the table below represent the number of Florida and non-Florida residents for whom test results were received by the Department of Health. A person can be tested by more than one laboratory and can have both positive and negative results. **Therefore, the sum of the numbers in each column will be larger than the total number of people tested.**

Reporting lab	Inconclusive	Negative	Positive	Percent positive	Total
ST. ANTHONY'S HOSPITAL			24	100%	24
NEW YORK STATE ELR - CATHOLIC HEALTH SYSTEM DEPT LABORATORY		24			24
POPLAR HEALTHCARE PLLC	1	10	12	52%	23
LABORATORY DYNAMICS		20	3	13%	23
WUESTHOFF MEMORIAL HOSPITAL			23	100%	23
PRIDE DIAGNOSTICS		20	3	13%	23
GENESIS DIAGNOSTICS			23	100%	23
EGL GENETIC DIAGNOSTICS		1	21	95%	22
ST. JOSEPH'S HOSPITAL NORTH			22	100%	22
CAYUGA MEDICAL CENTER AT ITHACA		19	3	14%	22
PENNSYLVANIA DEPT OF HEALTH		19	3	14%	22
PATRICK AIR FORCE BASE		1	20	95%	21
BROWARD HEALTH CORAL SPRINGS EPIDEMIOLOGY DEPT LAB			21	100%	21
NEW YORK STATE ELR - UNIVERSITY HOSPITAL, STONY BROOK SOUTHAMPTON		21			21
INTERNAL LAB		18	3	14%	21
ASSOCIATED PATHOLOGISTS		16	4	20%	20
ST. CLOUD HOSPITAL		20			20
WUESTHOFF MEDICAL CENTER-MELBOURNE			20	100%	20
DIAGNOSTIC LABORATORY OF OKLAHOMA		19	1	5%	20
MIDWAY SPECIALTY CARE CENTER		10	10	50%	20
MIAMI BEACH COMMUNITY HEALTH CENTER			20	100%	20
VIERA HOSPITAL			20	100%	20
LECONTE MEDICAL CENTER LAB		15	4	21%	19
PARRISH MEDICAL CENTER		1	18	95%	19
MED HEALTH SERVICES		18	1	5%	19
MOLECULAR TESTING LABS			19	100%	19
MAYO CLINIC LABS - ROCHESTER SUPERIOR DRIVE		2	17	89%	19
FHMG_CTR FOR SENIOR HEALTH		18	1	5%	19
FIRST CHOICE URGENT CARE			19	100%	19
VA		15	4	21%	19
ADVENT HEALTH FISH MEMORIAL		2	17	89%	19
MOLECULAR DIAGNOSTICS		1	18	95%	19
INTEGRATED REGIONAL LABORATORIES - LARGO			19	100%	19
VAMC			18	100%	18
NEW YORK STATE ELR - WESTCHESTER MEDICAL CENTER		18			18
PALO ALTO VA MEDICAL CENTER		1	17	94%	18
HEALTH FIRST CAPE CANAVERAL HOSPITAL			18	100%	18
INTERCOASTAL MEDICAL GROUP			18	100%	18
ORLANDO HEALTH EMERGENCY DEPARTMENT		17	1	6%	18
STONE WASH CLINICAL LABORATORIES		2	16	89%	18
DOCTORS MEMORIAL HOSPITAL		8	10	56%	18
NEW YORK STATE ELR - BROOKDALE UNIVERSITY HOSPITAL		16	1	6%	17
NEW YORK STATE ELR - QUEST DIAGNOSTICS INCORPORATED		14	3	18%	17
IPSUM DIAGNOSTICS			17	100%	17
SUNQUEST		2	15	88%	17
AMERICAN HEALTH ASSOCIATES OF TAMPA		2	15	88%	17

COVID-19: testing by laboratory

Data through Aug 16, 2020 verified as of Aug 17, 2020 at 09:25 AM

Data in this report are provisional and subject to change.

The numbers in the table below represent the number of Florida and non-Florida residents for whom test results were received by the Department of Health. A person can be tested by more than one laboratory and can have both positive and negative results. **Therefore, the sum of the numbers in each column will be larger than the total number of people tested.**

Reporting lab	Inconclusive	Negative	Positive	Percent positive	Total
WATSON CLINIC LLP SOUTH			17	100%	17
CLEVELAND CLINIC FOUNDATION		9	8	47%	17
NIGHT LITE PEDIATRICS WINTER GARDEN		8	9	53%	17
XPRESS WELLNESS URGENT CARE			17	100%	17
ST FRANCIS HOSPITAL		14	3	18%	17
TGH		1	15	94%	16
MADISON CORE LABORATORIES		15	1	6%	16
SEVEN RIVERS REGIONAL MEDICAL CENTER		4	12	75%	16
SUNTREE INTERNAL MEDICINE		16			16
LABCORP INC		3	13	81%	16
CENTRA CARE CONWAY			16	100%	16
TRUGENX			16	100%	16
FHMG LAKE MARY PEDS		15	1	6%	16
HEALTH FIRST-VIERA HOSPITAL			16	100%	16
JACKSON HEALTH SYSTEM			16	100%	16
NORTH OKALOOSA MEDICAL CENTER			15	100%	15
TIDE LABORATORIES		4	11	73%	15
NEW YORK STATE ELR - WILSON MEMORIAL REGIONAL MEDICAL CENTER		14	1	7%	15
NEW YORK STATE ELR - ROCHESTER GENERAL HOSPITAL LABORATORY		14	1	7%	15
NEW YORK STATE ELR - LENOX HILL HOSPITAL		13	2	13%	15
QUEST DIAGNOSTICS NICHOLS INSTITUTE - SJC (LPP)		10	5	33%	15
QUEST DIAGNOSTICS INCORPORATED			15	100%	15
CONNECTICUT DEPARTMENT OF HEALTH		14	1	7%	15
DIATHERIX		13	2	13%	15
INTEGRITY LABORATORIES, LLC		5	10	67%	15
NORTH SHORE UNIVERSITY HOSPITAL LABORATORY		14	1	7%	15
MINUTECLINIC DIAGNOSTIC OF MICHIGAN, PC #8029		15			15
FLORIDA DEPARTMENT OF HEALTH		10	5	33%	15
QUESTDIAGNOSTICS INCORPORATED		1	14	93%	15
ELLENTON URGENT CARE			15	100%	15
HEALTH CENTRAL HOSPITAL			14	100%	14
CLINICAL PATHOLOGY LABS		1	13	93%	14
PARK WEST MEDICAL CENTER		13	1	7%	14
WHITE WILSON MEDICAL CENTER CLINIC			14	100%	14
BAYFRONT HEALTH SPRING HILL			14	100%	14
OUT OF STATE		14			14
SEMINOLE COUNTY HEALTH DEPARTMENT		13	1	7%	14
LABCORP - CLEARWATER		3	11	79%	14
GOLDEN GATE FAMILY CLINIC			14	100%	14
POARCH BANC CREEK INDIANS TRIBAL HEALTH DEPARTMENT			14	100%	14
AMELIA MEDICAL CARE			14	100%	14
MILLENNIUM PHYSICIAN GROUP LCC			14	100%	14
ADVENTHEALTH PALM COAST			13	100%	13
BAPTIST SOUTH MEDICAL CENTER		2	11	85%	13
XERA MED RESEARCH			13	100%	13
ORLANDO HEALTH		2	11	85%	13
NORTH FLORIDA PEDIATRICS		1	12	92%	13

COVID-19: testing by laboratory

Data through Aug 16, 2020 verified as of Aug 17, 2020 at 09:25 AM

Data in this report are provisional and subject to change.

The numbers in the table below represent the number of Florida and non-Florida residents for whom test results were received by the Department of Health. A person can be tested by more than one laboratory and can have both positive and negative results. **Therefore, the sum of the numbers in each column will be larger than the total number of people tested.**

Reporting lab	Inconclusive	Negative	Positive	Percent positive	Total
MAGNOLIA DIAGNOSTIC			13	100%	13
DEPARTMENT OF VETERANS AFFAIRS MEDICAL CENTER			13	100%	13
PRECISION HEALTH SOLUTIONS LAB			13	100%	13
NEW YORK STATE ELR - BRONX LEBANON HOSPITAL-MEDICAL CENTER		12	1	8%	13
SOUTHEAST FAMILY HEALTHCARE CENTER			13	100%	13
MEDCOMP SCIENCES			13	100%	13
NEW YORK STATE ELR - ERIE COUNTY MEDICAL CTR CLINICAL LABS		13			13
PATHGROUP			12	100%	12
UVMCM MICROBIOLOGY		12			12
BROWARD DIALYSIS			12	100%	12
TOTAL RENAL LABORATORIES INC		7	5	42%	12
TEN HEALTHCARE		2	10	83%	12
FLORIDA DEPT OF HEALTH		4	8	67%	12
MINI ER AND URGENT CARE			12	100%	12
FHMG-FLORIDA HOSPITAL MEDICAL GROUP		7	5	42%	12
PROTEUS MOLECULAR AND CLINICAL LAB		8	4	33%	12
REDITUS LABORATORIES			12	100%	12
FLORIDA STATE HOSPITAL			12	100%	12
ADVENT HEALTH CENTRA CARE PALM COAST			12	100%	12
LAKE CITY VETERANS HOSPITAL			12	100%	12
DOH		1	11	92%	12
ADVANCED URGENT CARE		10	2	17%	12
BAYCARE OUTREACH LABORATORY SERVICES		1	10	91%	11
UPMC CHAUTAUQUA AT WCA LABORATORY		11			11
LEON CHD		11			11
ESCAMBIA COMMUNITY CLINIC			11	100%	11
INDIAN RIVER MEDICAL CENTER		11			11
NEW YORK STATE ELR - SARATOGA HOSPITAL LABORATORY		11			11
DEVANSH LAB WERKS INC		9	2	18%	11
ST VINCENTS MEDICAL CENTER RIVERSIDE NURSING		1	10	91%	11
DELRAY MEDICAL CENTER LAB			11	100%	11
LAB INTERMARKET FACILITY LAB			11	100%	11
COASTAL LABORATORIES			11	100%	11
TYNDALL AFB			11	100%	11
FUNGAL REFERENCE LABORATORY		11			11
AMERICAN ESOTERIC LABORATORIES			11	100%	11
BOND CLINIC			11	100%	11
BAYFRONT HEALTH PORT CHARLOTTE			11	100%	11
FLORIDA COMMUNITY HEALTH CENTER OF ST. LUCIE			11	100%	11
NEW YORK STATE ELR - NEW YORK CITY DEPARTMENT OF HEALTH & MENTAL		9	1	10%	10
TPCA CLINICAL LABORATORIES		7	3	30%	10
BROWARD HEALTH CARE			10	100%	10
HIGHLANDS MEDICAL CENTER		10			10
SELECT REFERENCE LABORATORIES, LLC			10	100%	10
NEW YORK STATE ELR - CATHOLIC HEALTH SERVICES REGIONAL LABORATORY		8	2	20%	10
NEW JERSEY DEPARTMENT OF HEALTH COMMUNICABLE DISEASE SERVICE		3	7	70%	10
UNIVERSITY OF ALABAMA		10			10

COVID-19: testing by laboratory

Data through Aug 16, 2020 verified as of Aug 17, 2020 at 09:25 AM

Data in this report are provisional and subject to change.

The numbers in the table below represent the number of Florida and non-Florida residents for whom test results were received by the Department of Health. A person can be tested by more than one laboratory and can have both positive and negative results. **Therefore, the sum of the numbers in each column will be larger than the total number of people tested.**

Reporting lab	Inconclusive	Negative	Positive	Percent positive	Total
LAKE BALDWIN CBOC		9	1	10%	10
PARKWEST MEDICAL CENTER		9	1	10%	10
CVS PHARMACY NO 7881		10			10
KEY PRIMARY CASE			10	100%	10
PERSONALIZED GENETIC TESTING			10	100%	10
LABCORP - MIAMI		4	6	60%	10
PPD		8	2	20%	10
JACKSON NORTH MEDICAL CENTER		1	9	90%	10
VENICE REGIONAL MEDICAL CENTER			10	100%	10
MEDICAL LABORATORY DIAGNOSTICS			10	100%	10
CORE LABORATORY		1	9	90%	10
NADAL PEDIATRICS - VICTORIA STREET (3385)			10	100%	10
ADVENTHEALTH CENTRA CARE			9	100%	9
NEW YORK STATE ELR - LOURDES HOSPITAL INC		9			9
MINUTE CLINIC INCORPORATE		8	1	11%	9
ACADIAN DIAGNOSTIC LABORATORIES		8	1	11%	9
MICHIGAN DEPARTMENT OF HEALTH AND HUMAN SERVICES			9	100%	9
ADVENT HEALTH SEBRING			9	100%	9
NEW YORK STATE ELR - VASSAR BROTHERS MEDICAL CENTER LABORATORY		9			9
BAY PINES VA		1	8	89%	9
ADVENTHEALTH CENTRA CARE WESLEY CHAPEL			9	100%	9
MINUTECLINIC DIAGNOSTIC OF RHODE ISLAND, LLC #729		8	1	11%	9
NEW YORK STATE ELR - GOOD SAMARITAN HOSPITAL LABORATORY		9			9
WESTPAC LABS			9	100%	9
BAY CARE OCCUPATIONAL CLINIC			9	100%	9
HUNTINGTON HOSPITAL LABORATORY		8	1	11%	9
Diatherix Laboratories, LLC		3	6	67%	9
EAST ALABAMA MEDICAL CENTER LABORATORY		6	3	33%	9
DYNAMIC DNA LAB		1	8	89%	9
CONSOLIDATED LAB SERVICES		8	1	11%	9
LABORATORY OF FLORIDA			9	100%	9
CENTRA CARE – SAND LAKE			9	100%	9
PROMEDICA LABORATORIES		8	1	11%	9
FLORIDA HOSPITAL LABS			9	100%	9
KEYS MEDICAL GROUP			9	100%	9
DOCTORS MEMORIAL FAMILY MEDICINE			8	100%	8
BAYCARE LABORATORIES			8	100%	8
STATE LAB		1	7	88%	8
WOLFSON (USE BAPTIST)			8	100%	8
SPORTS DRUG TESTING LABORATORY			8	100%	8
DOCTOR'S IN HOUSE LAB			8	100%	8
UMHC/SYLVESTER AT KENDALL		1	7	88%	8
GENEDX		5	3	38%	8
ST. JOSEPH HOSPITAL AND HEALTH CARE INC.			8	100%	8
ADVENTHEALTH MEDICAL GROUP		6	2	25%	8
NEW YORK STATE ELR - NORTH CENTRAL BRONX HOSP		7	1	13%	8
THE COMMONWEALTH OF MASSACHUSETTS			8	100%	8

COVID-19: testing by laboratory

Data through Aug 16, 2020 verified as of Aug 17, 2020 at 09:25 AM

Data in this report are provisional and subject to change.

The numbers in the table below represent the number of Florida and non-Florida residents for whom test results were received by the Department of Health. A person can be tested by more than one laboratory and can have both positive and negative results. **Therefore, the sum of the numbers in each column will be larger than the total number of people tested.**

Reporting lab	Inconclusive	Negative	Positive	Percent positive	Total
PRATTVILLE BAPTIST HOSPITAL		7	1	13%	8
NORTH CAROLINA DEPARTMENT OF HEALTH & HUMAN SERVICES			8	100%	8
BAYONET POINT MEDICAL CENTER			8	100%	8
X-GENE MOLECULAR LABS		1	7	88%	8
NEW YORK STATE ELR - ST PETER'S BENDER LABORATORY		8			8
GENEUS DIAGNOSTICS			8	100%	8
NEW YORK STATE ELR - JAMES J PETERS VA MEDICAL CENTER		6	2	25%	8
PENSACOLA PEDIATRICS			7	100%	7
PECONIC BAY MEDICAL CENTER LABORATORY		6	1	14%	7
NORTH BAY HOSPITAL			7	100%	7
NO NAME		5	2	29%	7
BIOFIRE			7	100%	7
WATSON CLINIC LLP MAIN			7	100%	7
AMERICAN FAMILY PACE		2	5	71%	7
FLORIDA CLINICAL LAB			7	100%	7
HEALTHMARK REGIONAL HOSPITAL LAB		3	4	57%	7
FLORIDA DEPARTMENT OF HEALTH IN HILLSBOROUGH COUNTY			7	100%	7
ROCKLEDGE			7	100%	7
FLORIDA DEPARTMENT OF HEALTH IN LAKE COUNTY		3	4	57%	7
SOUTHEAST ALABAMA MEDICAL CENTER			7	100%	7
NEW YORK STATE ELR - HUDSON VALLEY HOSPITAL CENTER LABORATORY		6	1	14%	7
ST VINCENT'S EAST LABORATORY		6	1	14%	7
ST CATHERINE OF SIENA HOSPITAL		7			7
NEW YORK PRESBYTERIAN - ALLEN HOSPITAL		7			7
NEW YORK STATE ELR - LABORATORY ALLIANCE OF CENTRAL NEW		7			7
NORTHWEST FLORIDA COMMUNITY HOSPITAL		1	6	86%	7
LONGLEAF DIAGNOSTIC LABORATORIES		2	5	71%	7
UNIVERSITY HOSPITAL - STONY BROOK EASTERN		7			7
NORTHWELL HEALTH PLAINVIEW HOSPITAL LABORATORY		5	2	29%	7
CANTON-POTSDAM HOSPITAL LABORATORY		7			7
CLEVELAND CLINIC			7	100%	7
ORMOND BEACH CENTRA CARE			7	100%	7
LEE MEMORIAL HEALTH PARK LAB			7	100%	7
SYLVESTER AT PLANTATION LABORATORY		6	1	14%	7
CREATIVE TESTING SOLUTIONS			6	100%	6
ST ELIZABETH MEDICAL CENTER LABORATORY		6			6
MONTEFIORE NEW ROCHELLE HOSPITAL		6			6
LEE MEMORIAL LAB GULF COAST			6	100%	6
BAYCARE MEDICAL GROUP INC			6	100%	6
ADVENTHEALTH PEDIATRICS/LAKE MARY PEDS		5	1	17%	6
LEE COUNTY HEALTH DEPARTMENT		4	2	33%	6
INTERLACHEN PEDIATRICS		5	1	17%	6
MICHIGAN DEPARTMENT OF COMMUNITY HEALTH		1	5	83%	6
ADVENTHEALTH CENTRA CARE LAKE MARY		2	4	67%	6
ADVENTHEALTH CENTRA CARE ORMOND BEACH			6	100%	6
ST JOSEPH HOSPITAL		5	1	17%	6
NEIGHBORHOOD MEDICAL CENTER		6			6

COVID-19: testing by laboratory

Data through Aug 16, 2020 verified as of Aug 17, 2020 at 09:25 AM

Data in this report are provisional and subject to change.

The numbers in the table below represent the number of Florida and non-Florida residents for whom test results were received by the Department of Health. A person can be tested by more than one laboratory and can have both positive and negative results. **Therefore, the sum of the numbers in each column will be larger than the total number of people tested.**

Reporting lab	Inconclusive	Negative	Positive	Percent positive	Total
FLORIDA HOSPITAL KISSIMMEE		4	2	33%	6
TRUE HEALTH DIAGNOSTICS		1	5	83%	6
NEW YORK STATE ELR - JAMAICA HOSPITAL MEDICAL CENTER		6			6
BioReference Laboratories, Inc			6	100%	6
ABBOTT			6	100%	6
FLORIDA WOMAN CARE LABORATORY			6	100%	6
BIOCEPT			6	100%	6
SHELBY COUNTY HEALTH CARE CORPORATION		4	2	33%	6
PALM BEACH PATHOLOGY		4	2	33%	6
LONGWOOD FAMILY PRACTICE		6			6
HEALTH CARE LABORATORY SERVICES			6	100%	6
ACH			6	100%	6
BROOKWOOD BAPTIST MEDICAL CENTER		6			6
QUOTIENT SCIENCES			6	100%	6
SUNCOAST COMMUNITY HEALTH CENTERS PEDIATRICS		1	5	83%	6
PATHOGENIUS LABORATORIES		2	4	67%	6
TAMIAMI LAB MILLENIUM			6	100%	6
COMMUNITY HEALTH NORTHWEST FLORIDA			6	100%	6
LAB CORP OF AMERICA		2	4	67%	6
STATEN ISLAND UNIVERSITY HOSPITAL-POUCH		6			6
ARCHBOLD MEMORIAL HOSPITAL/LAB		3	3	50%	6
COMMUNITY HEALTH CENTER			6	100%	6
AHSE ROP		6			6
LABCORP NEW PORT RICHEY			6	100%	6
BROWARD COUNTY HEALTH DEPT.			5	100%	5
UPMC HEALTH SYSTEM		4	1	20%	5
UNKNOWN LAB			5	100%	5
LABCORP - NAPLES			5	100%	5
FRANCES WARDE MEDICAL LABORATORY		2	3	60%	5
NEW YORK STATE ELR - SOUTHSIDE HOSPITAL NORTHWELL HEALTH LABORATORY		4	1	20%	5
Point of Care Testing			5	100%	5
TMH PHYSICIAN PARTNERS - MONTICELLO		5			5
CHILDREN'S HOSPITAL OF PHILADELPHIA		5			5
BIOTECH			5	100%	5
LABCORP DIAGNOSTICS-MIAMI		2	3	60%	5
LABCORP BURLINGTON CYTO		4	1	20%	5
XRL SXF REF LAB		5			5
Cleveland Clinic Laboratories		1	4	80%	5
ARNOT OGDEN MEDICAL CENTER LABORATORY		5			5
FLOWERS HOSPITAL		1	4	80%	5
MANATEE PEDIATRICS			5	100%	5
ACHS		2	3	60%	5
RUSKIN HEALTH CENTER			5	100%	5
BOCA RATON REGIONAL HOSPITAL LAB			5	100%	5
BOZEMAN HEALTH DEACONESS HOSPITAL		3	2	40%	5
NOAH CLINICAL LABORATORY			5	100%	5
CHEMISYS LABORATORIES			5	100%	5

COVID-19: testing by laboratory

Data through Aug 16, 2020 verified as of Aug 17, 2020 at 09:25 AM

Data in this report are provisional and subject to change.

The numbers in the table below represent the number of Florida and non-Florida residents for whom test results were received by the Department of Health. A person can be tested by more than one laboratory and can have both positive and negative results. **Therefore, the sum of the numbers in each column will be larger than the total number of people tested.**

Reporting lab	Inconclusive	Negative	Positive	Percent positive	Total
LEHIGH VALLEY HOSPITAL		3	2	40%	5
THE VILLAGES CLINICAL LAB		4	1	20%	5
LAWTON CHILES HEALTH CENTER			5	100%	5
ALLIANCE PEDIATRICS			5	100%	5
DALE MEDICAL CENTER		2	3	60%	5
TALLAHASSEE PRIMARY CARE ASSOC, PA		5			5
DOCTOR'S IN HOUSE LABORATORY			5	100%	5
ADVENTHEALTH ZEPHYRHILLS			5	100%	5
MINUTECLINIC DIAGNOSTIC OF RHODE ISLAND, LLC #1544		5			5
LAKELAND REGIONAL HEALTH			5	100%	5
DOH JACKSONVILLE CENTRAL LABORATORY		3	2	40%	5
SPECIALITY LABORATORIES,INC		4	1	20%	5
ST ANTHONY NORTH			5	100%	5
AIM LABORATORIES			5	100%	5
AEL KNOXVILLE			5	100%	5
JFK MEDICAL CENTER NORTH LAB			5	100%	5
VA GULF COAST VETERANS HEALTH CARE SYSTEM			4	100%	4
NEWYORK-PRESBYTERIAN/ LAWRENCE HOSPITAL LABORATORY		4			4
SANTA ROSA MEDICAL CENTER CLINICAL LAB		2	2	50%	4
NICHOLS INSTITUTE QUEST DIAGNOSTICS		2	2	50%	4
PHYSICIANS STAT			4	100%	4
PEDIATRIC HEALTH CARE ALLIANCE			4	100%	4
SOUTHWESTERN REGIONAL MEDICAL CENTER - TULSA		4			4
NEW YORK STATE ELR - SAMARITAN HOSPITAL LABORATORY		4			4
QUEST DIAGNOSTICS- MELBOURNE			4	100%	4
STATEN ISLAND UNIVERSITY HOSPITAL		4			4
OKLAHOMA STATE UNIVERSITY DIAGNOSTIC LAB			4	100%	4
THOMAS JEFFERSON UNIVERSITY HOSPITAL		4			4
PRIMARY CARE OF THE TREASURE COAST			4	100%	4
QUEST DIAGNOSTIC INC TECHINICAL			4	100%	4
ST VINCENT'S CHILTON		3	1	25%	4
STATEN ISLAND UNIVERSITY HOSPITAL SEGUINE AVE		4			4
TA LABCORP TAMPA			4	100%	4
PRECISION LABS LLC		1	3	75%	4
LINCOLN MEDICAL AND MENTAL HEALTH CENTER		4			4
FISHERMEN'S HOSPITAL			4	100%	4
BAPTIST MEDICAL PLAZA AT DORAL URGENT CARE CENTER		4			4
BAPTIST MEDICAL CENTER EAST		2	2	50%	4
FINLAY C. LABORATORY		3	1	25%	4
ASCENSION ST. VINCENT'S PRIMARY CARE			4	100%	4
METRO KNOXVILLE HMA		4			4
METROPOLITAN HOSPITAL CENTER		4			4
EXPRESS TESTING-ONE			4	100%	4
BEAUMONT LABORATORY			4	100%	4
ILLINOIS DEPT OF PUBLIC HEALTH LAB - SPRINGFIELD			4	100%	4
IRL MARKET LAB			4	100%	4
INTERMARKET FACILITY			4	100%	4

COVID-19: testing by laboratory

Data through Aug 16, 2020 verified as of Aug 17, 2020 at 09:25 AM

Data in this report are provisional and subject to change.

The numbers in the table below represent the number of Florida and non-Florida residents for whom test results were received by the Department of Health. A person can be tested by more than one laboratory and can have both positive and negative results. **Therefore, the sum of the numbers in each column will be larger than the total number of people tested.**

Reporting lab	Inconclusive	Negative	Positive	Percent positive	Total
BAY CARE			4	100%	4
GENUS3		1	3	75%	4
GENUS DIAGNOSTICS			4	100%	4
HEALTHQUEST LABORATORIES			4	100%	4
MISSOURI DEPARTMENT OF HEALTH AND SENIOR SERVICES			4	100%	4
METHODIST MEDICAL CENTER		3	1	25%	4
COLORADO DEPARTMENT OF PUBLIC HEALTH AND ENVIRONMENT			4	100%	4
DAVITA LABORATORY		4			4
COMMUNITY HEALTH OF SOUTH FLORIDA			4	100%	4
MEDLOGIC, LLC		1	3	75%	4
DCH REGIONAL MEDICAL CENTER LABORATORY		4			4
COVENIENT CARE MEDICAL CLINIC			4	100%	4
Covance Central Laboratory			4	100%	4
NEW HAMPSHIRE DEPARTMENT OF HEALTH AND HUMAN SERVICES		3	1	25%	4
MALABAR/ADVENT CENTRA CARE			4	100%	4
NEW YORK STATE ELR - BROOKLYN HOSPITAL CENTER DOWNTOWN CAMPUS		4			4
DTR LABS		3	1	25%	4
JOHNS HOPKINS MEDICAL LABORATORIES		1	2	67%	3
AMERICAN FAMILY CARE- ORANGE BEACH			3	100%	3
BAYFRONT HEALTH PUNTA GORDA			3	100%	3
KEY WEST URGENT CARE, INC		3			3
BAYCARE OUTREACH LABORATORY HOSPITAL			3	100%	3
PINELLAS COUNTY HEALTH DEPARTMENT		2	1	33%	3
PALMS WEST HOSPITAL			3	100%	3
VIRTUA VOORHEES HOSPITAL		3			3
VIRGINIA DIVISION OF CONSOLIDATED LABORATORIES			3	100%	3
PALM BEACH COUNTY HEALTH DEPARTMENT LABORATORY			3	100%	3
MARSHALL MEDICAL CENTER SOUTH LAB		2	1	33%	3
WAKEMED		1	2	67%	3
BARONESS ERLANGER HOSPITAL		3			3
PENNSYLVANIA DEPARTMENT OF HEALTH BUREAU OF LABORATORIES			3	100%	3
VA OUTPATIENT			3	100%	3
LAKE WALES MEDICAL CENTER INC			3	100%	3
WALGREENS #5317		3			3
PUBLIC HEALTH LAB		3			3
EISENHOWER ARMY MEDICAL CENTER			3	100%	3
CENTRA CARE – LAKE NONA		1	2	67%	3
CENTRA CARE HUNTER'S CREEK			3	100%	3
FAMILY HEALTH CENTERS OF SWF LABS			3	100%	3
SOUTH GEORGIA MEDICAL CENTER			3	100%	3
EMERGENCY MEDICAL CENTER			3	100%	3
DORAL URGENT CARE			3	100%	3
DOCTOR’S IN-HOUSE LAB/COMMUNITY HEALTH CENTERS OF PINELLAS –PINELLAS P			3	100%	3
ST LUKES HOSPITAL LABORATORY		2	1	33%	3
CORAL GABLES HOSPITAL			3	100%	3
DOH-TAMPA BRANCH LABORATORY (MLK BLVD)			3	100%	3
DOCTORS URGENT CARE			3	100%	3

COVID-19: testing by laboratory

Data through Aug 16, 2020 verified as of Aug 17, 2020 at 09:25 AM

Data in this report are provisional and subject to change.

The numbers in the table below represent the number of Florida and non-Florida residents for whom test results were received by the Department of Health. A person can be tested by more than one laboratory and can have both positive and negative results. **Therefore, the sum of the numbers in each column will be larger than the total number of people tested.**

Reporting lab	Inconclusive	Negative	Positive	Percent positive	Total
CENTRAL FLORIDA HEALTH CARE INC			3	100%	3
TIMBER RIDGE LABORATORY			3	100%	3
QUEST DIAGNOSTIC			3	100%	3
INDIAN RIVER CHD VERO BEACH		2	1	33%	3
ILLINOIS DEPARTMENT OF PUBLIC HEALTH			3	100%	3
JOE DIMAGGIO CHILDREN'S HOSPITAL		1	2	67%	3
QUATRACOR PLLC		3			3
JACKSON SOUTH COMMUNITY HOSPITAL LAB			3	100%	3
GULF COAST MEDICAL GROUP			3	100%	3
BRANCH MEDICAL CLINIC			3	100%	3
FLORIDA HOSPITAL			3	100%	3
CALHOUN LIBERTY HOSPITAL			3	100%	3
BIO-REFERENCE LABORATORIES			3	100%	3
BIODESIX, INC.		3			3
SAMARITAN MEDICAL CENTER		3			3
NORTHSHORE UNIVERSITY HEALTHSYSTEM EVANSTON HOSPITAL LAB			3	100%	3
ALACHUA COUNTY HEALTH DEPARTMENT			3	100%	3
NEW YORK STATE ELR - ORANGE REGIONAL MEDICAL CENTER LABORATORY		3			3
NOVANT HEALTH INPATIENT CARE			3	100%	3
ACCESS HEALTH CARE		2	1	33%	3
NAPHCARE, INC.			3	100%	3
NORTH BROWARD HOSPITAL DISTRICT HEALTHCARE FOR THE HOMELESS			3	100%	3
MHHS All Lab Subsection		3			3
NEW YORK STATE ELR - JACOBI MEDICAL CENTER		3			3
WESLEY CHAPEL INTERNAL MEDICINE AND PEDIATRICS			3	100%	3
NORTHERN DUTCHESS HOSPITAL LABORATORY		3			3
NEW YORK STATE ELR - LONG ISLAND JEWISH MED CTR		3			3
AFC URGENT CARE			3	100%	3
WOODHULL MEDICAL AND MENTAL HEALTH CTR		3			3
MIAMI CANCER INSTITUTE			3	100%	3
NORTH NAPLES HOSPITAL RESPIRATORY THERAPY DEPARTMENT			3	100%	3
MONTEFIORE ST LUKE'S CORNWALL HOSPITAL		2	1	33%	3
FLORIDA CLINICAL LABORATORY INC			2	100%	2
MINUTECLINIC DIAGNOSTIC OF RHODE ISLAND, LLC #590		2			2
UNIVERSITY OF CHICAGO MEDICAL CENTER LAB			2	100%	2
CENTRA CARE - APOPKA			2	100%	2
CELERION			2	100%	2
SSM HEALTH ST LOUIS MICROBIOLOGY LABORATORY		1	1	50%	2
MINUTECLINIC DIAGNOSTIC OF TEXAS, LLC		2			2
NEW YORK STATE ELR - AUBURN COMMUNITY HOSPITAL		2			2
NORTH DAKOTA DEPT OF HEALTH MICROBIOLOGY			2	100%	2
HEART OF FLORIDA HMA			2	100%	2
NEW YORK STATE DEPARTMENT OF HEALTH		1	1	50%	2
HOME ACCESS HEALTH			2	100%	2
UNIVERSITY HOSPITAL OF BROOKLYN		2			2
MINUTECLINIC DIAGNOSTIC		1	1	50%	2
JOHN D. ARCHBOLD MEM. HOSPITAL			2	100%	2

COVID-19: testing by laboratory

Data through Aug 16, 2020 verified as of Aug 17, 2020 at 09:25 AM

Data in this report are provisional and subject to change.

The numbers in the table below represent the number of Florida and non-Florida residents for whom test results were received by the Department of Health. A person can be tested by more than one laboratory and can have both positive and negative results. **Therefore, the sum of the numbers in each column will be larger than the total number of people tested.**

Reporting lab	Inconclusive	Negative	Positive	Percent positive	Total
QUEENS HOSPITAL CENTER		2			2
MINUTE CLINIC LLC #2216		2			2
UNIVERSITY OF WASHINGTON MEDICAL CENTER			2	100%	2
SPARROW CENTRAL LAB			2	100%	2
TANNER MEDICAL CENTER EAST AL		2			2
NORTH FLORIDA PEDIATRICS JASPER			2	100%	2
ALABAMA DEPARTMENT OF PUBLIC HEALTH			2	100%	2
JACKSON LABORATORY OF GENOMIC MEDICINE		2			2
JOHNSON CITY MEDICAL CENTER		1	1	50%	2
IOWA DEPARTMENT OF PUBLIC HEALTH			2	100%	2
UNIVERSITY OF KANSAS MEDICAL CENTER			2	100%	2
INTERNAL MEDICINE ASSOCIATES-DUNELLON			2	100%	2
MIDMICHIGAN MEDICAL CENTER			2	100%	2
QUEST DIAGNOSTICS INCORPORATED			2	100%	2
NEBRASKA MEDICAL CENTER			2	100%	2
UNIVERSITY OF MIAMI			2	100%	2
QUEST DIAGNOSTICS-OCALA-SE 3RD		2			2
SHELBY BAPTIST MEDICAL CENTER			2	100%	2
GEISINGER MEDICAL CENTER		2			2
GALEN BAYLOR EXTENSION		2			2
MONROE COUNTY HOSPITAL		2			2
FORT SANDERS REGIONAL LABORATORY		2			2
WHOLE CHILD PEDIATRICS			2	100%	2
ROCKEFELLER UNIVERSITY CLINICAL GENOMICS LABORATOR		2			2
RUSH UNIVERSITY MEDICAL CENTER LABORATORY			2	100%	2
CAPTAIN JAMES A. LOVELL FEDERAL HEALTHCARE CENTER			2	100%	2
SIGNATURE CARE PFLUGERVILLE			2	100%	2
FCHC (OB)-DARWIN SQUARE CTR.			2	100%	2
FLORIDA HEALTH CARE PLANS			2	100%	2
SARASOTA MEMORIAL MEDICAL URGENT CARE CENTER			2	100%	2
ADVANCED URGENT CARE CENTER OF THE UPPER KEYS			2	100%	2
SCDHEC BUREAU OF LABORATORIES			2	100%	2
THOMAS LANGLEY			2	100%	2
SHARP MEMORIAL HOSPITAL MICROBIOLOGY DEPT			2	100%	2
TREE HOUSE PEDIATRICS		2			2
MONTANA PUBLIC HEALTH LAB			2	100%	2
TREASURE COAST COMMUNITY HEALTH			2	100%	2
BIRMINGHAM VAMC		1	1	50%	2
ERIE COUNTY MEDICAL CTR CLINICAL LABS		2			2
BETH ISRAEL DEACONESS MEDICAL CENTER			2	100%	2
GUTHRIE MEDICAL GROUP LABORATORIES		2			2
UK HEALTHCARE			2	100%	2
BFT LAB			2	100%	2
UNIVERSITY HOSPITAL			2	100%	2
QUEST DIAGNOSTICS-OCALA-SW HIGHWAY 200		2			2
HEALTH FIRST IBM-UX			2	100%	2
ENGLEWOOD HOSPITAL AND MEDICAL CENTER			2	100%	2

COVID-19: testing by laboratory

Data through Aug 16, 2020 verified as of Aug 17, 2020 at 09:25 AM

Data in this report are provisional and subject to change.

The numbers in the table below represent the number of Florida and non-Florida residents for whom test results were received by the Department of Health. A person can be tested by more than one laboratory and can have both positive and negative results. **Therefore, the sum of the numbers in each column will be larger than the total number of people tested.**

Reporting lab	Inconclusive	Negative	Positive	Percent positive	Total
ADVANCED MEDICAL CARE			2	100%	2
RICHMOND UNIVERSITY MEDICAL CENTER		1	1	50%	2
UC CORAL GABLES			2	100%	2
EXECUTIVE MEDICAL SERVICES		2			2
EXOSOME DIAGNOSTICS		2			2
RIVERVIEW REGIONAL MEDICAL CENTER		2			2
BIO-TECH CLINICAL LABORATORIES			2	100%	2
NLC LABS			2	100%	2
GEORGIA DEPARTMENT OF PUBLIC HEALTH			2	100%	2
UCLA HEALTHCARE CLINICAL LABS			2	100%	2
THE UNIVERSITY OF VERMONT MEDICAL CENTER		2			2
BAYFRONT MEDICAL			2	100%	2
NEW YORK STATE ELR - NEW YORK PRESBYTERIAN-LOWER MANHATTAN		2			2
MAILBOX DIAGNOSTICS		1	1	50%	2
MADISON COUNTY MEMORIAL HOSP		1	1	50%	2
ST. JOSEPH REGIONAL MEDICAL CENTER			2	100%	2
ALTRU DIAGNOSTICS INC			2	100%	2
CONSOLIDATED LABORATORY SERVICES			2	100%	2
COLLIER COUNTY HEALTH DEPT.			2	100%	2
ALVERNO CLINICAL LABORATORIES			2	100%	2
VIGILINT HEALTHCARE		1	1	50%	2
NEW YORK STATE ELR - LONG ISLAND JEWISH VALLEY STREAM		2			2
LEEESBURG REGIONAL MEDICAL CENTER		1	1	50%	2
Cleveland Clinic Weston			2	100%	2
DEACONESS HOSPITAL			2	100%	2
NEW YORK STATE ELR - GLENS FALLS HOSPITAL DEPARTMENT OF PATHOLOGY		2			2
LEGACY LABORATORY SERVICES			2	100%	2
LINCOLN DIAGNOSTIC LAB		2			2
VERMONT DEPARTMENT OF HEALTH LABORATORY		1	1	50%	2
CVS PHARMACY, INC DBA CVS/PHARMACY #5685		2			2
CVS PHARMACY, INC DBA CVS/PHARMACY #10581		2			2
MAYO			2	100%	2
AMEERAH LABS			2	100%	2
OMNI			2	100%	2
CONEMAUGH MEMORIAL MEDICAL CENTER		2			2
OMNICARE PHARMACY OFTEXAS 1, LP DBA OMNICARE		2			2
MEDRITE			2	100%	2
OHIO DEPARTMENT OF HEALTH LABORATORY		2			2
QUEST ELR		2			2
OKLAHOMA STATE DEPARTMENT OF HEALTH-PUBLIC HEALTH LABORATORY			2	100%	2
OHIO STATE UNIVERSITY MEDICAL CENTER			2	100%	2
ONslow MEMORIAL HOSPITAL LABORATORY		2			2
NOVANT HEALTH GOHEALTH URGENT CARE-HARRISBURG			2	100%	2
CONNECTDX			2	100%	2
NOT INDICATED			2	100%	2
VIRTUA MEMORIAL HOSPITAL BURLINGTON COUNTY			2	100%	2
VRL EUROFINs			2	100%	2

COVID-19: testing by laboratory

Data through Aug 16, 2020 verified as of Aug 17, 2020 at 09:25 AM

Data in this report are provisional and subject to change.

The numbers in the table below represent the number of Florida and non-Florida residents for whom test results were received by the Department of Health. A person can be tested by more than one laboratory and can have both positive and negative results. **Therefore, the sum of the numbers in each column will be larger than the total number of people tested.**

Reporting lab	Inconclusive	Negative	Positive	Percent positive	Total
MEMORIAL SLOAN KETTERING CANCER CENTER		1	1	50%	2
WATAUGA MEDICAL CENTER		1	1	50%	2
COMMUNITY HEALTH CENTERS OF PINELLAS, INC.			2	100%	2
AMERICAN MEDICAL LABORATORIES			2	100%	2
NEW YORK STATE ELR - COLUMBIA MEMORIAL HOSPITAL LABORATORY		2			2
POINT WASHINGTON MEDICAL CLINIC			2	100%	2
NEW YORK STATE ELR - ERIE COUNTY PUBLIC HEALTH CLINICAL		2			2
LABCORP RARITAN		2			2
ST CHARLES HOSPITAL LABORATORY		2			2
LABCORP PHOENIX			2	100%	2
DOC SMILEY'S URGENT CARE			2	100%	2
LABCORP - STUART		1	1	50%	2
TALLAHASSEE MEMORIAL HEALTHCARE FAMILY MED RESIDENCY			2	100%	2
UT MEMPHIS UNIVERSITY HEALTH SERVICES			2	100%	2
BAY CARE LAB SERVICES/ST. ANTHONY'S HOSPITAL			2	100%	2
LABCORP - LEESBURG			2	100%	2
LABCORP - OHIO			2	100%	2
URGENT CARE TCMA			2	100%	2
NEW YORK STATE ELR - BELLEVUE HOSPITAL CENTER DEPARTMENT		2			2
ST PETERSBURG PEDIATRICS-EAST BAY			2	100%	2
PREMIER LABORATORY SERVICES, LLC			2	100%	2
KETTERING HEALTH			2	100%	2
PREMIER MEDICAL LABORATORY			2	100%	2
LAKE MARY KIDS CENTRA CARE			2	100%	2
ALLIANCE LABS @LRMC			2	100%	2
PHYSICIANS LABORATORY SERVICES			2	100%	2
CENTRA CARE- WINTER GARDEN			1	100%	1
COMMONWEALTH OF MASSACHUSETTS			1	100%	1
CHARLOTTE CHD PORT CHARLOTTE		1			1
ACCESSLAB		1			1
TAMPA		1			1
CGH MEDICAL CENTER			1	100%	1
ACCESS HEALTH CARE PHYSICIANS			1	100%	1
CENTRA CARE-LBV			1	100%	1
CALIFORNIA PUBLIC HEALTH LABORATORY			1	100%	1
ADVANCED MEDICAL LABORATORIES (AML)			1	100%	1
YORK HOSPITAL - LABORATORY			1	100%	1
CFCH - FROSTPROOF			1	100%	1
TIEHH BIOTERRORISM RESPONSE LAB			1	100%	1
CLIFTON-FINE HOSPITAL LABORATORY		1			1
SV MOBILE HEALTH			1	100%	1
THE CHILDREN'S HOSPITAL OF PHILADELPHIA		1			1
CLEVELAND CLINIC OHIO LABORATORIES			1	100%	1
THE HEART HOSPITAL BAYLOR PLANO			1	100%	1
CBC LAB			1	100%	1
CELAL GUROL ERBAY, MD			1	100%	1
SUNY AT STONY BROOK			1	100%	1

COVID-19: testing by laboratory

Data through Aug 16, 2020 verified as of Aug 17, 2020 at 09:25 AM

Data in this report are provisional and subject to change.

The numbers in the table below represent the number of Florida and non-Florida residents for whom test results were received by the Department of Health. A person can be tested by more than one laboratory and can have both positive and negative results. **Therefore, the sum of the numbers in each column will be larger than the total number of people tested.**

Reporting lab	Inconclusive	Negative	Positive	Percent positive	Total
ACL LABORATORIES INDUSTRIAL TOXICOLOGY			1	100%	1
TEXAS DEPARTMENT OF STATE HEALTH SERVICES			1	100%	1
ADVANCED LABORATORY SERVICES			1	100%	1
SUNY UPSTATE MEDICAL UNIVERSITY			1	100%	1
COCOA BEACH/ADVENT CENTRA		1			1
COASTAL MEDICAL LAB			1	100%	1
CAROMONT HEALTH			1	100%	1
COLORADO DEPARTMENT OF HEALTH LABORATORY SERVICES DIVISION			1	100%	1
CAROLINAS HEALTHCARE SYSTEM LAB			1	100%	1
CELEBRATION HOSPITAL			1	100%	1
SUNRISE DIAGNOSTIC LABORATORY			1	100%	1
TENNESSEE DOH - KNOXVILLE			1	100%	1
SYNERGENE LABORATORY			1	100%	1
CHATSWORTH ASSISTED LIVING COMMUNITY AT PGA NATIONAL			1	100%	1
CATHOLIC HEALTH SYSTEM DEPT LABORATORY		1			1
CITRUS PARK			1	100%	1
VA HOSPITAL PATH & LAB			1	100%	1
VA OUT PATIENT CENTER			1	100%	1
ALLIANCE LABORATORY SERVICES			1	100%	1
BASCOM PALMER-MICRO LAB			1	100%	1
VA HOSPITAL			1	100%	1
BARDMOOR LABORATORY			1	100%	1
BAPTIST PRIMARY CARE			1	100%	1
WEST			1	100%	1
VA OUTPATIENT CLINIC			1	100%	1
VALLEY HOSPITAL MEDICAL CENTER		1			1
VA GREATER LOS ANGELES HEALTH CARE SYSTEM			1	100%	1
BAYCARE OUTREACH LAB			1	100%	1
US LABORATORIES			1	100%	1
URGENT CARE WEST CLINIC			1	100%	1
BAYLOR COLLEGE OF MEDICINE			1	100%	1
ALABAMA REFERENCE LAB			1	100%	1
UTMB PATHOLOGY CLINICAL SERVICES LABORATORY			1	100%	1
UW HOSPITAL AND CLINICS			1	100%	1
BAYCARE ALLIANT HOSPITAL			1	100%	1
BAYCARE MEDICAL GROUP			1	100%	1
WEST KENDALL HOSPITAL			1	100%	1
ARKANSAS DEPARTMENT OF HEALTH			1	100%	1
VISITING PHYSICIANS ASSOCIATION LABORATORY		1			1
Viracor Eurofins			1	100%	1
VIRACOR			1	100%	1
AMD			1	100%	1
WASHINGTON STATE DEPARTMENT OF HEALTH PUBLIC HEALTH LABORATORIES			1	100%	1
Walker BaptistMedCtr			1	100%	1
APPALACHIAN REGIONAL HEALTHCARE SYSTEM		1			1
APS-SUMMIT CARE PHARMACY, LLC DBA OMNICARE		1			1
VITAE DIAGNOSTICS			1	100%	1

COVID-19: testing by laboratory

Data through Aug 16, 2020 verified as of Aug 17, 2020 at 09:25 AM

Data in this report are provisional and subject to change.

The numbers in the table below represent the number of Florida and non-Florida residents for whom test results were received by the Department of Health. A person can be tested by more than one laboratory and can have both positive and negative results. **Therefore, the sum of the numbers in each column will be larger than the total number of people tested.**

Reporting lab	Inconclusive	Negative	Positive	Percent positive	Total
ARNOLD PALMER HOSPITAL LABORATORY			1	100%	1
BAPTIST HEALTH EXPRESS CARE AT KEY BISCAYNE			1	100%	1
BAPTIST ER TOWN CTR			1	100%	1
VELOCITY CARE			1	100%	1
BAPTIST HEALTH URGENT CARE AT KENDALL LAKES			1	100%	1
BAPTIST HEALTH MEDICAL CENTER			1	100%	1
VIDANT MEDICAL CENTER			1	100%	1
WELLINGTON WEST 100176			1	100%	1
ATHENS LIMESTONE HOSPITAL		1			1
WELLOW URGENT CARE		1			1
AZALEA HEALTH			1	100%	1
BAYLOR ESOTERIC AND MOLECULAR LAB			1	100%	1
UAB			1	100%	1
BIOMERIEUX			1	100%	1
BLOOD SYSTEMS LABORATORIES			1	100%	1
TUFTS MEDICAL CENTER			1	100%	1
WILLIAM A HINTON STATE LABORATORY INSTITUTE			1	100%	1
AFC PATRIOT URGENT CARE			1	100%	1
UNC HOSPITAL/MCLENDON CLINICAL LABORATORIES			1	100%	1
ADVENTIST HINSDALE HOSPITAL LABORATORY			1	100%	1
BIODORON LABORATORIES			1	100%	1
UF KANAPAHA LAB BEAKER		1			1
TRUMAN MEDICAL CENTER - HOSPITAL HILL			1	100%	1
BROOKSVILLE REGIONAL HOSPITAL			1	100%	1
BRISTOL REGINAL MEDICAL CENTER			1	100%	1
CAH ACQUISITION COMPANY 11 LLC			1	100%	1
TIMPANOGOS REGIONAL HOSPITAL			1	100%	1
ADVANCED URGENT CARE OF MARATHON			1	100%	1
BMC/JACSONVILLE		1			1
BLOUNT MEMORIAL HOSPITAL		1			1
TROY REGIONAL MEDICAL CENTER		1			1
WILMINGTON VA MEDICAL CENTER			1	100%	1
TRINITAS REGIONAL MEDICAL CENTER			1	100%	1
BEAUFORT MEMORIAL			1	100%	1
UNIVERSITY OF MISSOURI HEALTH CARE			1	100%	1
BEAUMONT HOSPITAL, GROSSE POINTE			1	100%	1
UNIVERSITY OF FLORIDA			1	100%	1
WEST VIRGINIA UNIVERSITY HOSPITALS			1	100%	1
BAYONET POINT HOSPITAL LAB			1	100%	1
UNKNOWN - MI			1	100%	1
BAYSHORE LABORATORY			1	100%	1
WEST PACIFIC MEDICAL LABORATORY			1	100%	1
UNK			1	100%	1
UNIVERSITY OF BALTIMORE WASHINGTON MEDICAL CENTER			1	100%	1
BERKSHIRE MEDICAL CENTER			1	100%	1
WARD MEMORIAL HOSPITAL		1			1
UNITED LABORATORY SERVICE			1	100%	1

COVID-19: testing by laboratory

Data through Aug 16, 2020 verified as of Aug 17, 2020 at 09:25 AM

Data in this report are provisional and subject to change.

The numbers in the table below represent the number of Florida and non-Florida residents for whom test results were received by the Department of Health. A person can be tested by more than one laboratory and can have both positive and negative results. **Therefore, the sum of the numbers in each column will be larger than the total number of people tested.**

Reporting lab	Inconclusive	Negative	Positive	Percent positive	Total
UNITED CLINICAL LABORATORIES			1	100%	1
UNITED HEALTHCARE			1	100%	1
UNIVERSITY LAB			1	100%	1
AFFILIATED LABORATORIES INC			1	100%	1
UNIVERSITY HOSPITALS OF CLEVELAND			1	100%	1
BEEBE MEDICAL CENTER LABORATORY		1			1
BEAUMONT REFERENCE LABORATORY			1	100%	1
PARROTT MEDICAL CLINIC			1	100%	1
LATE HOURS URGENT CARE			1	100%	1
PATHLINE			1	100%	1
LIBERTY HEALTH CENTER			1	100%	1
PARKWAY REGIONAL MEDICAL CENTER LAB			1	100%	1
LEESBURG FAMILY MEDICINE		1			1
LABCORP-CRYSTAL RIVER			1	100%	1
PEACHEALTH LABORATORIES		1			1
LABCORP SOUTH CHARLESTON			1	100%	1
LAKEWOOD RANCH ER 24/7			1	100%	1
LAKEVIEW REGIONAL HOSPITAL			1	100%	1
LABCORP-PORT ST.LUCIE		1			1
MARION COUNTY HEALTH DEPARTMENT			1	100%	1
MARINA DEL REY HOSPITAL LAB			1	100%	1
MARCO ISLAND HOSPITAL INC D/B/A			1	100%	1
MCH PHYSICIANS GROUP			1	100%	1
OSWEGO HOSPITAL LABORATORY		1			1
MARYLAND DEPARTMENT OF HEALTH AND MENTAL HYGIENE			1	100%	1
LUCID DIAGNOSTICS LABS			1	100%	1
LOYOLA UNIVERSITY MEDICAL CENTER LABORATORY			1	100%	1
Lourdes Hospital			1	100%	1
MAGNOLIA PEDIATRICS			1	100%	1
MAGNOLIA ADULT, LLC			1	100%	1
PALM SPRINGS GENERAL HOSPITAL			1	100%	1
LABCORP - DAYTONA BEACH			1	100%	1
LAB CORP PHOENIX			1	100%	1
KETTERING MEDICAL CENTER			1	100%	1
LABCORP - JACKSONVILLE			1	100%	1
LABCORP - HOLLYWOOD			1	100%	1
PORT ST LUCIE REHABILITATION AND HEALTHCARE			1	100%	1
KANA MEDICAL			1	100%	1
PROGENESIS INC			1	100%	1
JRS LABORATORY			1	100%	1
KENTUCKY CABINET FOR HEALTH AND FAMILY SERVICES			1	100%	1
KANSAS DEPARTMENT OF HEALTH			1	100%	1
PRISMA HEALTH TUOMEY LABORATORY			1	100%	1
PERDIDO URGENT CARE			1	100%	1
LabCorp L#09258090 M#09258105			1	100%	1
LABCORP KANSAS CITY			1	100%	1
PEDIATRIC ASSOCIATES - JACKSONVILLE			1	100%	1

COVID-19: testing by laboratory

Data through Aug 16, 2020 verified as of Aug 17, 2020 at 09:25 AM

Data in this report are provisional and subject to change.

The numbers in the table below represent the number of Florida and non-Florida residents for whom test results were received by the Department of Health. A person can be tested by more than one laboratory and can have both positive and negative results. **Therefore, the sum of the numbers in each column will be larger than the total number of people tested.**

Reporting lab	Inconclusive	Negative	Positive	Percent positive	Total
PEDIATRIC HEALTHCARE ALLIANCE			1	100%	1
LABCORP LAFAYETTE		1			1
LABCORP - ORLANDO		1			1
PIEDMONT HOSPITAL LAB			1	100%	1
LABCORP - LADY LAKE			1	100%	1
PHELPS HOSPITAL LABORATORY		1			1
LABCORP HOUSTON			1	100%	1
LABCORP - PALM BEACH GARDENS			1	100%	1
MD 365 MEDICAL CARE PLLC		1			1
MINUTECLINIC DIAGNOSTICS MEDICAL GROUP		1			1
MINUTECLINIC DIAGNOSTIC OF TEXAS		1			1
NORTH BROWARD MEDICAL CENTER			1	100%	1
MONROE COUNTY HEALTH DEPARTMENT			1	100%	1
MOLECULAR PATHOLOGY LABORATORY			1	100%	1
MISSOURI DEPARTMENT OF HEALTH AND SENIOR SERVICES - STATE PH LAB		1			1
MID FLORIDA CLINICAL LABORATORY			1	100%	1
NORTH RIVER FAMILY HEALTH CENTER			1	100%	1
NORTH SHORE HEMATOLOGY-ONCOLOGY ASSOCIATES, PC		1			1
NORTH CAROLINA STATE LABORATORY OF PUBLIC HEALTH, SPECTRUM LAB NETWORK			1	100%	1
MINUTE CLINIC DIAGNOSTIC OF VIRGINIA		1			1
MINI ER ADULT AND PEDIATRIC URGENT CARE			1	100%	1
NEW YORK CITY DEPARTMENT OF HEALTH			1	100%	1
NDX-CORE LAB			1	100%	1
NAVAL BRANCH MEDICAL CLINIC			1	100%	1
NEW YORK STATE ELR - MONTEFIORE MEDICAL CENTER LABORATORIES - WEILER			1	100%	1
NEW YORK STATE ELR - MERCY MEDICAL CENTER		1			1
NEW YORK STATE ELR - ST BARNABAS HOSPITAL		1			1
MPG JACKSONVILLE ATLANTIC BLVD		1			1
MONTEFIORE NYACK HOSPITAL AFFILIATED LABORATORY		1			1
MONTANA DEPARTMENT OF PUBLIC HEALTH & HUMAN SERVICES			1	100%	1
NATIONWIDE LABORATORY SERVICES		1			1
MUNSON MEDICAL CENTER			1	100%	1
Mt Sinai Aventura			1	100%	1
MEDONE URGENT CARE			1	100%	1
ORANGE COUNTY HEALTH DEPT			1	100%	1
MEDICAL CLINIC OF HOUSTON			1	100%	1
OHIO DEPARTMENT OF HEALTH			1	100%	1
OMNICARE PHARMACY OF TEXAS 1, LP		1			1
ONEIDA HEALTHCARE CENTER		1			1
MEDCOMP SCIENCES, LLC			1	100%	1
MD NOW URGENT CARE CENTER INC.			1	100%	1
ORMC-ARDEN/EOI			1	100%	1
MEDICAL CENTER ENTERPRISE			1	100%	1
MEDICAL CENTER AT OCEAN REEF			1	100%	1
MEDICAL ARTS LABORATORY			1	100%	1
NORTHERN WESTCHESTER HOSPITAL LABORATORY		1			1
NORTHSIDE HOSPITAL DULUTH			1	100%	1

COVID-19: testing by laboratory

Data through Aug 16, 2020 verified as of Aug 17, 2020 at 09:25 AM

Data in this report are provisional and subject to change.

The numbers in the table below represent the number of Florida and non-Florida residents for whom test results were received by the Department of Health. A person can be tested by more than one laboratory and can have both positive and negative results. **Therefore, the sum of the numbers in each column will be larger than the total number of people tested.**

Reporting lab	Inconclusive	Negative	Positive	Percent positive	Total
NORTHWEST FLORIDA CLINICAL LAB			1	100%	1
MIAMI BEACH URGENT CARE			1	100%	1
MHS LAB		1			1
NORTHERN LIGHT LABORATORY			1	100%	1
MEMORIAL HERMANN CONSOLIDATED LABORATORY SERVICES			1	100%	1
MEMORIAL HEALTH UNIVERSITY MEDICAL CENTER			1	100%	1
MEDSTAR HARBOR HOSPITAL			1	100%	1
MERCY HEALTH—MUSKEGON		1			1
NORTHWESTERN MEMORIAL HOSPITAL			1	100%	1
NOT GIVEN			1	100%	1
EDGAR PRICE FAMILY & CHILDREN HEALTHCARE CENTER			1	100%	1
ECLRS			1	100%	1
SOUTHEAST GEORGIA HEALTH SYSTEM			1	100%	1
SOUTH LAKE FAMILY HEALTH CENTER			1	100%	1
ELMHURST MEMORIAL HOSPITAL			1	100%	1
ELITE CARE			1	100%	1
DUKE HEALTH REGIONAL HOSPITAL			1	100%	1
SPECTOR SCIENTIFIC LAB			1	100%	1
DSI LABORATORIES-NAPLES-7TH			1	100%	1
SOUTHWEST FLORIDA DIVISION LAB			1	100%	1
SOUTHWEST REGIONAL PCR LABORATORY			1	100%	1
EAST TENNESSEE STATE UNIVERSITY		1			1
SHANDS AT LAKE SHORE LAB			1	100%	1
FALMOUTH BY THE SEA			1	100%	1
EXPRESS GENE MOLECULAR DIAGNOSTICS LABORATORY			1	100%	1
SEA LEVEL LABS			1	100%	1
FLORIDA CLINICAL LABORATORY - BIOREFERENCE LABORATORIES			1	100%	1
SENTARA NORFOLK GENERAL HOSPITAL CENTRAL LAB			1	100%	1
SMITH NORTHVIEW HOSPITAL LAB			1	100%	1
ETHOS LABORATORIES		1			1
SONIC REFERENCE LABORATORY			1	100%	1
SKY RIDGE MEDICAL CENTER - MICRO			1	100%	1
EXCEL URGENT CARE OF NJ			1	100%	1
SMITH KLINE			1	100%	1
ST. LUCIE COUNTY HEALTH DEPARTMENT		1			1
ST. LUKE'S HOSPITAL - BETHLEHEM CAMPUS		1			1
ST. MARY MEDICAL CENTER		1			1
DALLAS MEDICAL CENTER			1	100%	1
CVS/PHARMACY #10373		1			1
CQUENTIA NGS, LLC			1	100%	1
CONEY ISLAND HOSPITAL		1			1
State Lab Unspecifd			1	100%	1
COMPUNET CLINICAL LAB			1	100%	1
ST. VINCENT HOSPITAL			1	100%	1
ST.ELIZABETH HEALTH CENTER	1				1
STANLY REGIONAL MEDICAL CENTER			1	100%	1
DOCTOR'S IN-HOUSE LAB/COMMUNITY HEALTH CENTERS OF PINELLAS – JOHNNIE R			1	100%	1

COVID-19: testing by laboratory

Data through Aug 16, 2020 verified as of Aug 17, 2020 at 09:25 AM

Data in this report are provisional and subject to change.

The numbers in the table below represent the number of Florida and non-Florida residents for whom test results were received by the Department of Health. A person can be tested by more than one laboratory and can have both positive and negative results. **Therefore, the sum of the numbers in each column will be larger than the total number of people tested.**

Reporting lab	Inconclusive	Negative	Positive	Percent positive	Total
DOCTOR'S WALK-IN CLINIC / QUEST DIAGNOSTICS			1	100%	1
ST JOSEPHS CHILDRENS HOSPITAL OUTREACH			1	100%	1
SPRING HILL REGIONAL HOSPITAL			1	100%	1
DOCTORS CLINICAL LABORATORY, INC			1	100%	1
ST FRANCIS			1	100%	1
DERMDX, DIV OF AURORA DIAGNOSTICS/BERNHARDT LAB		1			1
DEPARTMENT OF HEALTH AND HUMAN SERVICES DIVISION OF BEHAVIORAL HEALTH		1			1
DELAWARE DIAGNOSTICS LABS			1	100%	1
DOCS URGENT CARE			1	100%	1
DMH STEINHATCHEE FAMILY MEDICINE			1	100%	1
DHEC - S.C PUBLIC HEALTH LAB			1	100%	1
SCRIPPS CLINIC MEDICAL			1	100%	1
HEALTH NETWORK LABORATORIES		1			1
QUEST DIAGNOSTICS-WEST HILLS		1			1
HEALTH ALLIANCE			1	100%	1
HOLY NAME MEDICAL CENTER		1			1
HIGHLANDS CLINICAL LABORATORY			1	100%	1
HELIX DIAGNOSTICS			1	100%	1
HARDIN MEMORIAL HOSPITAL - HEARTLAND PATHOLOGY CONSULTANTS			1	100%	1
HANCOCK REGIONAL HOSPITAL		1			1
GSM OCED Subsection			1	100%	1
HAWAII DEPARTMENT OF HEALTH LAB			1	100%	1
HARTFORD HOSPITAL ANCILLARY LAB		1			1
HARLEM HOSPITAL CENTER		1			1
JAMES A. HALEY VETERANS' HOSPITAL			1	100%	1
QUEST - HOUSTON LAB			1	100%	1
ISLAND COAST PEDIATRICS		1			1
PRORENATA LABS			1	100%	1
JOHN D. ARCHBOLD MEMORIAL HOSPITAL			1	100%	1
JEFFERSON COUNTY HEALTH DEPARTMENT-MONTICELLO		1			1
INDIAN RIVER CLINICAL LABORATORY, INC.		1			1
ILLINOIS DEPT OF PUBLIC HEALTH LABS			1	100%	1
HOUSTON HEALTH DEPARTMENT - BUREAU OF LABORATORY SERVICES			1	100%	1
INTERMOUNTAIN MEDICAL CENTER			1	100%	1
INTERMOUNTAIN CENTRAL LAB			1	100%	1
INSPIRIT SENIOR LIVING			1	100%	1
FLORIDA MEDICAL CLINIC PA		1			1
FLORIDA HOSPITAL LAB			1	100%	1
SANFORD REGIONAL HOSPITAL WORTHINGTON		1			1
GENETRAIT LABORATORIES			1	100%	1
GENETIC ASSAYS INC			1	100%	1
SACRED HEART MEDICAL GROUP			1	100%	1
FLORIDA DEPARTMENT OF HEALTH PALM BEACH COUNTY			1	100%	1
SCIENCE CARE			1	100%	1
FLORIDA DEPARTMENT OF HEALTH IN MIAMI DADE COUNTY			1	100%	1
SANFORD SOUTH UNIVERSITY		1			1
FLORIDA HOSPITAL APOPKA			1	100%	1

COVID-19: testing by laboratory

Data through Aug 16, 2020 verified as of Aug 17, 2020 at 09:25 AM

Data in this report are provisional and subject to change.

The numbers in the table below represent the number of Florida and non-Florida residents for whom test results were received by the Department of Health. A person can be tested by more than one laboratory and can have both positive and negative results. **Therefore, the sum of the numbers in each column will be larger than the total number of people tested.**

Reporting lab	Inconclusive	Negative	Positive	Percent positive	Total
FLORIDA HOSPITAL ALTAMONTE			1	100%	1
GEORGETOWN URGENT CARE			1	100%	1
REGIONAL MEDICAL LABORATORY			1	100%	1
REMISE OCCUPATIONAL HEALTH SOLUTIONS INC			1	100%	1
GRAND VIEW HOSPITAL			1	100%	1
GIFFORD MEMORIAL HOSPITAL		1			1
REFERENCE LABORATORY			1	100%	1
RIVIERA BEACH HEALTH CENTER LAB			1	100%	1
ROBERT WOOD JOHNSON HOSPITAL			1	100%	1
GEORGE SAFRAN MD PC		1			1
RENOWN REGIONAL MEDICAL CENTER			1	100%	1
RIVERSIDE MEDICAL GROUP		1			1
RIVERSIDE METHODIST HOSPITAL LAB			1	100%	1
Total	30,925	4,946,578	735,900	13%	5,713,403